



# ARKANSAS BASEBALL

ArkansasRazorbacks.com ||| @RazorbackBSB ||| Contact: Oliver Grigg (ogrigg@uark.edu)

## 2023 SCHEDULE & RESULTS

### FEBRUARY

17	vs. Texas ^	FloBaseball	W, 3-2
18	vs. #15 TCU ^	FloBaseball	L, 18-6
19	vs. #9 Oklahoma State ^	FloBaseball	W, 18-1 (7)
21	GRAMBLING	SECN+	W, 9-7
24	EASTERN ILLINOIS	SECN+	W, 13-2 (7)
25	EASTERN ILLINOIS	SECN+	W, 10-3
26	EASTERN ILLINOIS	SECN+	L, 12-3

### MARCH

1	ILLINOIS STATE	SECN+	W, 10-9 (11)
3	WRIGHT STATE	SECN+	W, 12-2 (8)
4	WRIGHT STATE	SECN+	W, 12-6
5	WRIGHT STATE	SECN+	W, 6-2
7	ARMY	SECN+	W, 7-5
10	LOUISIANA TECH		W, 7-4
11	LOUISIANA TECH	SECN+	W, 6-1
12	LOUISIANA TECH	SECN+	W, 15-6
14	UNLV	SECN+	W, 13-7
15	UNLV	SECN+	W, 5-2
17	AUBURN *	SECN+	W, 7-2
18	AUBURN *	SECN+	W, 9-3
19	AUBURN *	SECN+	W, 5-0
21	SEMO	SECN+	3 P.M.
24	LSU *	ESPN2	7 p.m.
25	LSU *	SECN	1 p.m.
26	LSU *	ESPN	Noon
28	OMAHA	SECN+	6 P.M.
31	ALABAMA *	SECN+	6:30 P.M.

### APRIL

1	ALABAMA *	SECN+	2 P.M.
2	ALABAMA *	SECN	2 P.M.
4	ARKANSAS STATE	SECN+	6 P.M.
6	Ole Miss *	SECN+	6:30 p.m.
7	Ole Miss *	SECN+	6:30 p.m.
8	Ole Miss *	SECN	2 p.m.
11	LITTLE ROCK	SECN+	6:30 P.M.
12	LITTLE ROCK	SECN+	4 P.M.
14	TENNESSEE *	SECN	7 P.M.
15	TENNESSEE *	SECN+	6 P.M.
16	TENNESSEE *	SECN+	2 P.M.
18	UCA	SECN+	6 P.M.
20	Georgia *	SECN	6 p.m.
21	Georgia *	SECN+	5 p.m.
22	Georgia *	SECN+	1 p.m.
25	Missouri State	ESPN+/ESPN3	6:30 p.m.
27	TEXAS A&M *	ESPNU	7 P.M.
28	TEXAS A&M *	SECN+	6 P.M.
29	TEXAS A&M *	SECN	11 A.M.

### MAY

2	vs. Lipscomb @		6 p.m.
5	Mississippi State *	SECN+	6 p.m.
6	Mississippi State *	ESPNU	6:30 p.m.
7	Mississippi State *	SECN+	1 p.m.
12	SOUTH CAROLINA *	SECN+	6:30 P.M.
13	SOUTH CAROLINA *	SECN+	6 P.M.
14	SOUTH CAROLINA *	SECN+	2 P.M.
18	Vanderbilt *	SECN+	6 p.m.
19	Vanderbilt *	SECN+	6 p.m.
20	Vanderbilt *	SECN+	2 p.m.

All times Central; Home game in **BOLD**; \* - SEC opponent

^ - Higginbotham College Baseball Showdown (Globe Life Field in Arlington, Texas)

@ - Game played at Dickey-Stephens Park in North Little Rock, Ark.

## GAME 21 ||| SEMO vs. #5 ARKANSAS ||| MARCH 21

FAYETTEVILLE, ARK. ||| BAUM-WALKER STADIUM ||| SEC NETWORK+



10-12  
0-0 OVC

### SEMO REDHAWKS

In the Polls.....NR (BA) | NR (CB) | NR (D1Baseball)  
.....NR (NCBWA) | NR (PG) | NR (USA Today)  
Head Coach.....Andy Sawyers  
Career Record.....165-152 (7th season)  
Record at SEMO.....Same



18-2  
3-0 SEC

### ARKANSAS RAZORBACKS

In the Polls.....6 (BA) | 3 (CB) | 5 (D1Baseball)  
.....6 (NCBWA) | 3 (PG) | 3 (USA Today)  
Head Coach.....Dave Van Horn  
Career Record.....1,399-665 (35th season)  
Record at Arkansas.....814-425 (21st season)

## ON THE BUMP

SEMO RHP Eddie White (0-1, 4.15 ERA)

vs.

Arkansas RHP Ben Bybee (1-0, 2.35 ERA)

## LEADING OFF

### MIDWEEK ACTION AT BAUM-WALKER

- #5 Arkansas concludes its historic 18-game homestand at Baum-Walker Stadium with a midweek showdown against Southeast Missouri State.
- First pitch between the Razorbacks and Redhawks is set for 3 p.m. Tuesday, March 21, on SEC Network+ with Brett Dolan (play-by-play) and Troy Eklund (analyst) on the call.

### ANOTHER WIN, ANOTHER MILESTONE

- With a win on Tuesday, Arkansas head coach Dave Van Horn would record his 1,400th overall career victory as a college baseball head coach.
- Van Horn, who has 814 career wins as Head Hog (2003-pres.), won 214 games at Texarkana CC (1989-93), 51 games at Central Missouri State (1994), 106 games at Northwestern State (1995-97) and 214 games at Nebraska (1998-02) before arriving at Arkansas.

### SERIES HISTORY

- Arkansas is 10-5 all-time against SEMO, including a 6-2 mark under head coach Dave Van Horn. All 15 meetings between the Razorbacks and Redhawks have taken place in Fayetteville, Ark.
- The two teams last met in 2021 for a four-game weekend series at Baum-Walker Stadium, which the Hogs swept.

### HAWWWWWWWWWWWGWS

- Arkansas extended its winning streak to 13 on Sunday, finishing off its sweep of Auburn with a 5-0 shutout win.
- The Hogs' 13-game win streak is their longest in-season streak since 2010, when Arkansas also won 13 straight.

### HOMESTAND HEROES

- Tuesday's game is the 18th and final game of Arkansas' 18-game homestand.
- The Razorbacks are 16-1 through 17 games of their 18-game homestand.
- This season's 18-game homestand is the Hogs' longest since 1982, when Arkansas played 22 consecutive games at George Cole Field to begin the year.

### FIRST 20 AND BEYOND

- Arkansas is off to an 18-2 overall start through its first 20 games of 2023.
- Since 1960, Arkansas has jumped out to an 18-2 start through its first 20 games seven times: 1995, 1996, 2003, 2005, 2012, 2019 and 2023.
- With a win in Tuesday's midweek showdown against the Redhawks, the Razorbacks would improve to 19-2 overall for the first time since 2012.
- In 2012, Arkansas won 46 games and advanced to the College World Series for the seventh time in program history.



Sophomore infielder **Peyton Stovall** became the first player with five hits in a College World Series game since UNC's Dustin Ackley did so in 2009.

## NEW GUYS BY THE NUMBERS

- The Razorbacks' 39-man roster features 26 newcomers, including 15 new position players and 11 new pitchers.
- Offensively, Arkansas must replace 73.6 percent of its home run production and 72.9 percent of its RBI production from 2022.
- Returning position players INF Brady Slavens (16 HR, 58 RBI), INF Peyton Stovall (6 HR, 31 RBI), OF Jace Bohrofen (3 HR, 17 RBI) and INF/OF Kendall Diggs (3 HR, 14 RBI) combined for 28 of the Hogs' 106 total home runs (26.4 percent) and 120 of the Razorbacks' 443 total runs batted in (27.1 percent) one year ago.
- On the mound, Arkansas must replace ace RHP Connor Noland, who was selected by the Chicago Cubs in the ninth round of the 2022 MLB Draft. The right-hander went 8-6 with a 3.65 ERA with 113 strikeouts in 116.0 innings last season for the Razorbacks.
- The Hogs, however, bring back a pair of Freshman All-Americans in LHP Hagen Smith and RHP Brady Tygart as well as a pair of veterans in RHP Will McEntire and LHP Zack Morris.

## JACE THE ACE

- OF Jace Bohrofen is one of the Hogs' three team captains in 2023.
- The Oklahoma City, Okla., native battled injuries and played in just 32 games with 24 starts (18 in left, five in right, one as designated hitter) last season, slashing .228/.333/.435 with three homers and 17 runs batted in on the year.
- Bohrofen racked up 21 hits, including eight doubles and one triple, during the season. Despite his injury-plagued year, he totaled five multiple hit games, including one three-hit game, and recorded five multi-RBI games, including one five-RBI performance.
- Bohrofen came to Arkansas from Oklahoma, where he spent his true freshman season in 2021. That season, he played in 35 games with 29 starts and slashed .252/.347/.408 with two home runs, 18 RBI and a team-leading three triples.
- Bohrofen, a highly regarded prospect in high school, was ranked by Perfect Game as the No. 33 overall prospect and the No. 10 outfielder in the class of 2020. He was the No. 3 overall prospect and the No. 1 outfielder in the state of Oklahoma by Perfect Game.
- His high school accolades include All-America honors from Under Armour and ABCA Rawlings in 2018 and 2019, when he was named the Perfect Game Player of the Year in Oklahoma.

## THE STOVE IS HOT

- INF Peyton Stovall, one of the Hogs' three team captains, is primed for a breakout year after his stellar freshman campaign in 2022.
- Stovall slashed .295/.373/.425 with six homers and 31 runs batted in on the year, racking up 59 hits with eight doubles.
- The Haughton, La., native recorded 18 multi-hit games, including five three-hit games and one five-hit effort, finishing the season ranked fourth on the Razorbacks in batting average (.295).
- Stovall had 10 multiple RBI games, including two three-RBI performances and one four-RBI effort.
- In last season's NCAA Tournament, Stovall slashed a team-leading .429/.451/.571 with two homers and 13 RBI over 11 games. He was tied for the team lead in hits (21) during the postseason and was named to the NCAA Stillwater Regional All-Tournament Team.
- He was at his best when the lights were brightest, recording a season-high five hits, including a double, against Auburn in the College World Series. Stovall became the first player with five hits in a College World Series game since UNC's Dustin Ackley in 2009.
- Stovall enters the 2023 campaign as both a preseason All-American and a preseason All-SEC honoree

## BRADY BOMB

- INF Brady Slavens' decision to return for his senior season gives the Arkansas offense another powerful weapon in the heart of its order.
- Entering the 2023 season, Slavens ranks first among all active SEC hitters in career RBI (144) and second in home runs (31).
- In 2022, the Olathe, Kan., native played in 63 games with 62 starts (37 as designated hitter, 13 in right, 12 at first) and slashed .255/.332/.523 with a team-leading 16 homers and 58 runs batted in.
- Slavens, who finished the year tied for the team lead in home runs (16), had three games with multiple homers.
- He tallied 61 hits, including 10 doubles and a team-best three triples, and totaled 125 bases, third most among Razorback hitters.
- Slavens, who began his collegiate career at Wichita State (2019) was a prolific power-hitter long before he joined the Hogs. He spent the 2020 campaign at Johnson County CC, slashing .507/.543/1.240 with 14 home runs and 47 RBI before the season was cut short due to the COVID-19 pandemic.
- Slavens was named the 2020 JUCO Baseball Blog National Player of the Year after leading the NJCAA in both home runs and RBI.



Senior infielder **Brady Slavens** ranks first among all active SEC hitters in career RBI (144) and second in home runs (31).





Sophomore pitcher **Hagen Smith**, who was named a Freshman All-American last year, is expected to step up as the Razorbacks' ace during the 2023 season.

### H. SMITH

- LHP Hagen Smith will be called upon to step up as the Arkansas ace.
- The Bullard, Texas, native emerged as the Razorbacks' No. 2 starter as a true freshman last season, going 7-2 with a 4.66 ERA and two saves in 77.1 innings over 20 appearances (15 starts) on the mound.
- The left-hander struck out 90 batters on the year, helping Arkansas set a new school record with 674 strikeouts in 2022.
- Smith, who limited opposing hitters to a .232 batting average, had six quality starts, second most among all Razorback starters.
- Down the stretch, Smith pitched out of the Razorback bullpen and was even more dominant. He went 1-0 with a 3.38 ERA and two saves in 10.2 innings of work in the NCAA Tournament, striking out 16 and limiting opposing hitters to a .184 batting average.
- At the year's end, Smith was named a Freshman All-American by both Collegiate Baseball Newspaper and Perfect Game. He also landed on the Freshman All-SEC Team.
- Smith arrived at Arkansas in 2022 as a heralded freshman hurler. The left-hander posted jaw-dropping numbers as a senior at Bullard High School in Bullard, Texas, going 11-0 with a 0.19 ERA and 168 strikeouts in 73.0 innings during his senior year.
- Smith, who walked 26 while allowing only seven hits and two runs all season, tied a Texas high school record with seven no-hitters.

### WILL THE THRILL

- RHP Will McEntire began the 2022 season as an afterthought, but emerged as an important piece of the pitching staff late in the year.
- The Bryant, Ark., native will begin the 2023 campaign as the Razorbacks' No. 2 starter.
- The right-hander made 12 appearances, including eight starts, on the mound in 2022, posting a 2-2 record with a 2.59 ERA and one save in 48.2 innings. He limited opposing hitters to a .198 batting average.
- McEntire struck out 49 batters, helping the Razorback pitching staff set a new school record with 674 strikeouts in 2022.
- In SEC play, McEntire made three appearances (one start) and posted a 3.48 ERA in 10.1 innings with 11 strikeouts.
- He turned in two quality starts on the year, delivering his most dominant outing of the season in the College World Series.
- McEntire worked a season-long seven innings with a season-high nine strikeouts, allowing one run on three hits vs. No. 25 Auburn.

### TOUGHEN UP

- On paper, Arkansas touts the SEC's toughest regular-season slate.
- The Hogs' regular-season schedule features 15 teams that participated in the 2022 NCAA Baseball Tournament.
- The next-closest SEC teams are Missouri and Vanderbilt, who will each play 11 opponents that advanced to the postseason in 2022.

Rank	Team	Opponents
1.	Arkansas	15
2.	Missouri	11
	Vanderbilt	11
4.	Alabama	10
	Florida	10
	Georgia	10
	Mississippi State	10
	Ole Miss	10
	Texas A&M	10
10.	LSU	9
	Tennessee	9
12.	Auburn	8
	Kentucky	8
	South Carolina	8

### J.B. & JOHNELLE HUNT FAMILY BASEBALL DEVELOPMENT CENTER

- The J.B. & Johnelle Hunt Family Baseball Development Center is a 49,000-square foot baseball performance facility, providing student-athletes with an expanded locker room, team meeting room, strength & conditioning center, training room, nutrition center, pitching development center and an in-venue batting tunnel.
- The one-of-a-kind facility sits in the right-field corner of Baum-Walker Stadium, connecting with the west concourse and providing new premium seating areas for games. It also includes a tunnel to connect the facility to the first-base dugout.
- The Norm DeBriyn Champions Lobby features historical displays and interactive content showcasing the history of Razorback baseball.
- The \$27 million facility was funded entirely by athletic revenues, gifts and bond proceeds from a bond issue. No university funds, state funds or student fees were required to complete the project.
- The facility was approved for construction in June 2019 by the University of Arkansas Board of Trustees.



The \$27 million, 49,000-square foot **J.B. & Johnelle Hunt Family Baseball Development Center** is the only one of its kind in all of college baseball.



## SERIES HISTORY

### INSIDE THE SERIES: SEMO

Overall Series Record: 10-5

Record in Fayetteville, Ark.: 10-5

### IN THE DVH ERA (2003-PRESENT): SEMO

Overall Series Record: 6-2

Record in Fayetteville, Ark.: 6-2

### All-time meetings

DATE	SITE	W/L	SCORE
4/12/95	Fayetteville, Ark.	W	10-6
3/26/96	Fayetteville, Ark.	W	8-3
2/11/00	Fayetteville, Ark.	W	4-3
2/12/00	Fayetteville, Ark.	W	3-1
2/13/00	Fayetteville, Ark.	L	8-7
5/14/02	Fayetteville, Ark.	L	5-1
5/15/02	Fayetteville, Ark.	L	5-4
5/3/11	Fayetteville, Ark.	W	10-0
5/4/11	Fayetteville, Ark.	L	5-6
3/17/15	Fayetteville, Ark.	W	4-3
3/18/15	Fayetteville, Ark.	L	12-11
2/25/21	Fayetteville, Ark.	W	6-5 (10)
2/26/21	Fayetteville, Ark.	W	7-3
2/27/21	Fayetteville, Ark.	W	9-3
2/28/21	Fayetteville, Ark.	W	11-4 (5)

## BOX SCORE FROM PREVIOUS MEETING



### Arkansas Baseball SE Missouri State at #2 Arkansas Feb 28, 2021 at Fayetteville, Ark. (Baum-Walker Stadium)



#### SE Missouri State 4 (2-5)

#### Arkansas 11 (7-0)

Player	ab	r	h	rbi	bb	so	po	a	lob	Player	ab	r	h	rbi	bb	so	po	a	lob
LEEPER, Peyton 3b	2	0	0	1	1	0	0	1	0	Robert Moore 2b	3	1	1	0	1	1	1	1	0
WILBER, Tyler ss	3	0	0	0	0	0	0	1	3	Christian Franklin cf	4	1	0	0	0	1	1	0	4
BLAZEVIC, Austin 1b	3	1	1	1	0	2	4	1	2	Matt Goodheart dh	3	1	2	2	0	0	0	0	0
KECK, Andrew c	3	1	1	0	0	1	3	0	0	Cayden Wallace rf	3	2	2	1	0	0	0	0	0
ANDREWS, Lincoln dh	3	0	1	0	0	1	0	0	0	Brady Slavens 1b	2	3	2	2	1	0	6	1	0
WRIGHT, Danny cf	2	0	0	0	0	1	2	0	0	Cullen Smith 3b	3	1	1	1	0	1	0	3	0
JACOBSEN, Noah ph	1	0	0	0	0	1	0	0	0	Casey Opitz c	2	1	1	0	0	0	4	0	0
MASON, Jevon rf	0	2	0	0	2	0	0	0	0	Dylan Leach pr/c	0	1	0	0	1	0	2	1	0
STAUSS, Ty lf	1	0	1	2	1	0	0	0	0	Ethan Bates lf	2	0	1	1	1	0	0	0	0
BASLER, Connor 2b	1	0	0	0	1	0	2	1	0	Jalen Battles ss	3	0	2	2	0	0	0	2	2
WILLIAMS, Austin p	0	0	0	0	0	0	0	1	0	Lael Lockhart p	0	0	0	0	0	0	0	0	0
O'DONNELL, Connery p	0	0	0	0	0	0	0	0	0	Caden Monke p	0	0	0	0	0	0	0	0	0
RALLS, Hunter p	0	0	0	0	0	0	1	0	0	Kevin Kopps p	0	0	0	0	0	0	1	0	0
Totals	19	4	4	4	5	6	12	5	5	Totals	25	11	12	9	4	3	15	8	6

Score by Innings	1	2	3	4	5	R	H	E
SE Missouri State	0	0	1	2	1	4	4	2
Arkansas	0	3	2	6	0	11	12	0

E - WILBER(1); O'DONNELL. DP - SEMO 1; Arkansas 1. LOB - SEMO 5; Arkansas 6. 2B - Moore(1); Wallace(2); Slavens(1); Smith(2); Opitz(3); Battles(4). HR - BLAZEVIC(1); Goodheart(1); Wallace(2); Slavens(3). SB - KECK 2(4); MASON 2(2); STAUSS, T.(1); Slavens(1); Battles(1).

SE Missouri State	ip	h	r	er	bb	so	ab	bf	np	Arkansas	ip	h	r	er	bb	so	ab	bf	np
WILLIAMS, Austin	1.2	4	3	3	0	1	9	9	36	Lael Lockhart	3.2	3	3	3	3	5	14	17	77
O'DONNELL, Connery	1.1	2	2	1	3	1	6	9	43	Caden Monke	0.0	0	0	0	2	0	0	2	13
RALLS, Hunter	1.0	6	6	5	1	1	10	11	38	Kevin Kopps	1.1	1	1	1	0	1	5	5	15

Win - Kopps (1-0). Loss - WILLIAMS (0-1). Save - None.

WP - Lockhart(1). Inherited runners/scored: O'DONNELL 1/0; Monke 1/0; Kopps 3/0. Pitches/strikes: WILLIAMS 36/26; O'DONNELL 43/25; RALLS 38/21; Lockhart 77/47; Monke 13/5; Kopps 15/14.

Umpires - HP: Tim Cordill 1B: Mark Winters 2B: Michael Mazzarisi 3B: Matt Anderson

Start: 1:02 pm Time: 2:57 Attendance: 4218

Weather: Cloudy

Monke faced 2 batters in the 4th.



## HONORED HOGS

**Will McEntire**

SEC Co-Pitcher of the Week (March 13)

**Hagen Smith**

Perfect Game Preseason All-America (Third Team, SP)

**Peyton Stovall**

Baseball America Preseason All-America (Second Team, 2B)

Preseason Coaches All-SEC Team (First Team, 2B)

**Brady Tygart**

D1Baseball Preseason All-American (Second Team, RP)

Preseason Coaches All-SEC Team (First Team, RP)

NCBWA Stopper of the Year Preseason Watch List

**Jared Wegner**

NCBWA Preseason All-American (Second Team, OF)

SEC Player of the Week (Feb. 20)



Outfielder **Jared Wegner**, a graduate transfer from Creighton, entered 2023 as a preseason All-American after slashing .343/.459/.635 with a team-leading 11 home runs, 53 RBI and 11 stolen bases for the Bluejays last season. He began his Razorback career with a big weekend in the College Baseball Showdown to earn SEC player of the week praise.

WEEK 6

SOUTHEASTERN CONFERENCE

AS OF MARCH 21

## EASTERN DIVISION

	SEC	Pct.	GB	All	Pct.	Home	Away	Neutral	Div.	Top 25	Top 10	L10	Streak
Kentucky	3-0	1.000	-	18-2	.900	13-1	5-1	0-0	0-0	0-0	0-0	10-0	W14
Missouri	3-0	1.000	-	16-3	.842	11-1	3-1	2-1	3-0	5-1	3-1	9-1	W5
South Carolina	3-0	1.000	-	20-1	.952	15-0	4-1	1-0	3-0	0-0	0-0	10-0	W11
Vanderbilt	3-0	1.000	-	16-5	.762	11-3	1-0	4-2	0-0	8-2	6-1	9-1	W3
Florida	2-1	.667	1.0	18-4	.818	16-4	2-0	0-0	0-0	4-2	2-1	9-1	L1
Georgia	0-3	.000	3.0	13-7	.650	10-6	2-0	1-1	0-3	2-4	0-0	5-5	L3
Tennessee	0-3	.000	3.0	15-6	.714	14-1	0-4	1-1	0-3	0-0	0-0	6-4	L3

## WESTERN DIVISION

	SEC	Pct.	GB	All	Pct.	Home	Away	Neutral	Div.	Top 25	Top 10	L10	Streak
<b>Arkansas</b>	<b>3-0</b>	<b>1.000</b>	<b>-</b>	<b>18-2</b>	<b>.900</b>	<b>16-1</b>	<b>0-0</b>	<b>2-1</b>	<b>3-0</b>	<b>5-1</b>	<b>1-0</b>	<b>10-0</b>	<b>W13</b>
LSU	2-1	.667	1.0	18-2	.900	13-0	3-1	2-1	2-1	2-1	0-0	9-1	L1
Alabama	1-2	.333	2.0	17-4	.810	14-2	3-2	0-0	0-0	1-2	1-2	6-4	W1
Texas A&M	1-2	.333	2.0	14-6	.700	10-5	2-0	2-1	1-2	2-3	1-3	8-2	W1
Auburn	0-3	.000	3.0	13-6-1	.675	11-3-1	1-3	1-0	0-3	0-3	0-3	5-5	L3
Ole Miss	0-3	.000	3.0	14-6	.700	11-2	1-4	2-0	0-0	4-4	0-3	6-4	L4
Mississippi State	0-3	.000	3.0	13-8	.619	9-3	0-3	4-2	0-0	1-0	0-0	7-3	L3

## SCHEDULE/RESULTS

Tuesday, March 21

**Southeast Missouri State at #3 Arkansas - 4 p.m. [SECN+]**

#2 Florida at Florida State - 6 p.m. [ACCN]

Georgia vs. Georgia State (Lawrenceville, Ga.) - 6 p.m.

#4 South Carolina at Charlotte - 6:05 p.m. [ESPN+]

Eastern Kentucky at #16 Kentucky - 6:30 p.m. [SECN+]

Western Carolina at #11 Tennessee - 6:30 p.m. [SECN+]

UAB at #25 Alabama - 7 p.m. [SECN+]

Auburn vs. South Alabama (Montgomery, Ala.) - 7 p.m.

Arkansas State at Mississippi State - 7 p.m. [SECN+]

Rice at #12 Texas A&M - 7 p.m. [SECN+]

#4 Vanderbilt vs. Lipscomb (Nashville, Tenn.) - 7 p.m. [SECN+]

Central Arkansas at #1 LSU - 7:30 p.m. [SECN+]

Arkansas Pine Bluff at #13 Ole Miss - 7:30 p.m. [SECN+]

Wednesday, March 22

#15 Missouri vs. Kansas (Kansas City, Mo.) - 7 p.m.

Thursday, March 23

\*Georgia at Auburn - 7 p.m. [SECN]

Friday, March 24

\*#12 Texas A&M at #11 Tennessee - 6:30 p.m. [SECN+]

\*#16 Kentucky at #25 Alabama - 7 p.m. [SECN+]

\*Georgia at Auburn - 7 p.m. [SECN+]

\*#4 Vanderbilt at Mississippi State - 7 p.m. [SECN+]

\*#15 Missouri at #4 South Carolina - 7 p.m. [SECN]

\*#2 Florida at #13 Ole Miss - 7:30 p.m. [SECN+]

**\*#3 Arkansas at #1 LSU - 8 p.m. [ESPN2]**

Saturday, March 25

\*#12 Texas A&M at #11 Tennessee - 12 p.m. [ESPN2]

**\*#3 Arkansas at #1 LSU - 2 p.m. [SECN]**

\*#2 Florida at #13 Ole Miss - 2:30 p.m. [SECN+]

\*#16 Kentucky at #25 Alabama - 3 p.m. [SECN+]

\*Georgia at Auburn - 3 p.m. [SECN+]

\*#4 Vanderbilt at Mississippi State - 3 p.m. [SECN+]

\*#15 Missouri at #4 South Carolina - 4 p.m. [SECN+]

Sunday, March 26

\*#15 Missouri at #4 South Carolina - 12 p.m. [SECN]

**\*#3 Arkansas at #1 LSU - 1 p.m. [ESPN2]**

\*#12 Texas A&M at #11 Tennessee - 1 p.m. [SECN+]

\*#4 Vanderbilt at Mississippi State - 2 p.m. [SECN+]

\*#2 Florida at #13 Ole Miss - 2:30 p.m. [SECN+]

\*#16 Kentucky at #25 Alabama - 3 p.m. [SECN]

All times Eastern

Rankings reflect highest among major polls

\*SEC game



## WEEK 6

## SOUTHEASTERN CONFERENCE

AS OF MARCH 21

## ACTIVE CAREER LEADERS

## Games Played

1. Will McGillis*, South Carolina	212
2. Kason Howell, Auburn	210
3. Ben Anderson*, Georgia	201
4. Drew Williamson, Alabama	197
5. Ryder Giles*, Kentucky	191
<b>6. Brady Slavens*, Arkansas</b>	<b>186</b>
7. Connor Tate, Georgia	183
8. Hunter Gilliam*, Kentucky	182
9. Kevin Madden*, South Carolina	181
10. Luke Hancock, Mississippi State	178

## Hits

1. Ben Anderson*, Georgia	217
2. Kason Howell, Auburn	212
3. Dylan Crews, LSU	209
4. Connor Tate, Georgia	207
5. Drew Williamson, Alabama	203
6. Kevin Madden*, South Carolina	191
7. Tre' Morgan, LSU	189
8. Hunter Gilliam*, Kentucky	186
9. Jacob Gonzalez, Ole Miss	184
10. Justin Kirby*, Auburn	180
<b>11. Brady Slavens*, Arkansas</b>	<b>177</b>

## Doubles

1. Kason Howell, Auburn	58
2. Justin Kirby*, Auburn	47
3. Caleb Denny*, South Carolina	40
Anthony Calarco*, Ole Miss	40
Connor Tate, Georgia	40
6. Tre' Morgan, LSU	38
Drew Williamson, Alabama	38
Will McGillis*, South Carolina	38
9. Dylan Crews, LSU	37
10. Ben Anderson*, Georgia	36
11. Hunter Gilliam*, Kentucky	35
<b>12. Brady Slavens*, Arkansas</b>	<b>34</b>

## Triples

1. Ben Anderson, Georgia	16
2. Hunter Gilliam*, Kentucky	10
3. Enrique Bradfield Jr., Vanderbilt	9
4. Maui Ahuna*, Tennessee	7
Jim Jarvis, Alabama	7
Tre' Morgan, LSU	7
Jackson Gray*, Kentucky	7
<b>8. Brady Slavens*, Arkansas</b>	<b>6</b>
Dylan Crews, LSU	6
<b>Tavian Josenberger*, Arkansas</b>	<b>6</b>
Will McGillis*, South Carolina	6

## Home Runs

1. Dylan Crews, LSU	45
2. Will McGillis*, South Carolina	39
3. Justin Kirby*, Auburn	36
Griffin Merritt*, Tennessee	36
5. Connor Tate, Georgia	34
6. Luke Mann, Missouri	33
Tommy White*, LSU	33
Jacob Gonzalez, Ole Miss	33
<b>Brady Slavens*, Arkansas</b>	<b>33</b>
10. Wyatt Langford, Florida	32
Gavin Dugas, LSU	32

## Runs Batted In

<b>1. Brady Slavens*, Arkansas</b>	<b>160</b>
2. Connor Tate, Georgia	139
3. Dylan Crews, LSU	137
Hunter Gilliam*, Kentucky	137
5. Will McGillis*, South Carolina	131
6. Luke Hancock, Mississippi State	129
7. Jacob Gonzalez, Ole Miss	123
8. Justin Kirby*, Auburn	122
9. Griffin Merritt*, Tennessee	120
10. Gavin Dugas, LSU	119

## Stolen Bases

1. Enrique Bradfield Jr., Vanderbilt	108
2. Mason LaPlante*, Georgia	54
3. Justin Kirby*, Auburn	37
4. Braylen Wimmer, South Carolina	34
5. Kason Howell, Auburn	33
<b>6. Tavian Josenberger*, Arkansas</b>	<b>28</b>
7. Jackson Gray*, Kentucky	27
8. Ben Anderson*, Georgia	26
9. Isaiah Byars*, Kentucky	24
<b>Jared Wegner*, Arkansas</b>	<b>24</b>
Ryan Waldschmidt*, Kentucky	24

## Saves

1. Dalton Rhadans*, Georgia	18
2. Zach DeVito*, Georgia	14
3. Zach Franklin*, Missouri	12
4. Paul Skenes*, LSU	11
5. Thomas Schultz, Vanderbilt	9
<b>Brady Tygart, Arkansas</b>	<b>9</b>
Nolan Crisp, Georgia	9
8. Kyle Greenler*, Georgia	8
9. Ryan Slater, Florida	7
10. Ryder Giles*, Kentucky	6
Darren Williams*, Kentucky	6

\* - Indicates stats from a previous non-SEC school are included

## Baseball America

March 20

1. LSU
2. Florida
3. Louisville
4. Wake Forest
5. Vanderbilt
- 6. Arkansas**
7. Virginia
8. Stanford
9. UCLA
10. East Carolina
11. Tennessee
12. Texas A&M
13. Miami
14. South Carolina
15. Ole Miss
16. Texas Tech
17. Boston College
18. Missouri
19. North Carolina
20. Oklahoma State
21. Campbell
22. FGCU
23. Iowa
24. UC Santa Barbara
25. Kentucky

## D1Baseball

March 20

1. LSU
2. Wake Forest
3. Florida
4. Vanderbilt
- 5. Arkansas**
6. Louisville
7. UCLA
8. Virginia
9. Stanford
10. East Carolina
11. South Carolina
12. Tennessee
13. Ole Miss
14. Texas Tech
15. North Carolina
16. Boston College
17. Miami
18. Campbell
19. FGCU
20. Oklahoma State
21. Texas A&M
22. Missouri
23. Kentucky
24. West Virginia
25. Grand Canyon

## Perfect Game

March 20

1. LSU
2. Florida
- 3. Arkansas**
4. Wake Forest
5. Vanderbilt
6. Louisville
7. Stanford
8. UCLA
9. Virginia
10. Texas Tech
11. East Carolina
12. Miami
13. Tennessee
14. Ole Miss
15. South Carolina
16. Boston College
17. Campbell
18. Oklahoma State
19. UC Santa Barbara
20. Missouri
21. North Carolina
22. FGCU
23. UTSA
24. TCU
25. Texas A&M

## USA Today Coaches

March 20

1. LSU
2. Wake Forest
3. Florida
- 3. Arkansas**
5. Vanderbilt
6. Louisville
7. Virginia
8. UCLA
9. Stanford
10. East Carolina
11. South Carolina
12. Tennessee
13. Ole Miss
14. Texas Tech
15. Oklahoma State
16. North Carolina
17. Boston College
18. Texas A&M
19. Campbell
20. Miami
21. Missouri
22. Kentucky
23. FGCU
24. NC State
25. Alabama

## Collegiate Baseball

March 20

1. LSU
2. Louisville
- 3. Arkansas**
4. South Carolina
5. Virginia
6. Wake Forest
7. Florida
8. Vanderbilt
9. UCLA
10. UC Santa Barbara
11. Miami
12. Texas Tech
13. East Carolina
14. Stanford
15. Missouri
16. Kentucky
17. Boston College
18. Texas A&M
19. Oklahoma State
20. Iowa
21. North Carolina
22. Tennessee
23. Ole Miss
24. Old Dominion
25. NC State
26. UConn
27. FGCU
28. Alabama
29. Georgia Tech
30. UC Irvine

## NCBWA

March 20

1. LSU
2. Florida
- 3. Arkansas**
4. Wake Forest
5. Vanderbilt
6. Louisville
7. Virginia
8. UCLA
9. South Carolina
10. Stanford
11. East Carolina
12. Tennessee
13. Ole Miss
14. Texas Tech
15. North Carolina
16. Oklahoma State
17. Miami
18. Campbell
19. Texas A&M
20. Boston College
21. Missouri
22. FGCU
23. UC Santa Barbara
24. Kentucky
25. Alabama
26. West Virginia
27. Grand Canyon
28. Iowa
29. NC State
30. TCU

## ARKANSAS IN THE POLLS

	BA	D1Baseball	PG	USA Today	CB	NCBWA
Preseason	11	8	4	6	7	6
Feb. 20	11	9	3	6	7	7
Feb. 27	9	8	3	8	8	7
March 6	9	8	3	8	8	7
March 13	7	7	3	6	7	6
March 20	6	5	3	3	3	3
March 27	--	--	--	--	--	--
April 3	--	--	--	--	--	--
April 10	--	--	--	--	--	--
April 17	--	--	--	--	--	--
April 24	--	--	--	--	--	--
May 1	--	--	--	--	--	--
May 8	--	--	--	--	--	--
May 15	--	--	--	--	--	--
May 22	--	--	--	--	--	--
May 29	--	--	--	--	--	--
<b>Final</b>	--	--	--	--	--	--

D1 - D1Baseball.com

BA - Baseball America

USA TODAY - USA Today Coaches Poll

PG - Perfect Game

CB - Collegiate Baseball Newspaper

NCBWA - National Collegiate Baseball Writers Association





Dave Van Horn, the two-time SEC Coach of the Year, enters his 21st season at the helm of the Arkansas baseball program in 2023.

In his time as Head Hog, Van Horn has elevated Arkansas into one of the nation's premier teams. Van Horn has led the Razorbacks to seven College World Series appearances, 18 NCAA Tournament berths, two SEC overall titles, six SEC Western Division championships, one SEC Tournament title and a total of 814 wins.

Ever since returning to his alma mater in 2003 to take over for retiring legendary Arkansas head baseball coach Norm DeBriyn, Van Horn has continued to successfully field nationally competitive teams, while also grooming two Golden Spikes Award and Dick Howser Trophy winners in Andrew Benintendi and Kevin Kopps as well as numerous All-Americans, all-conference performers and future professional baseball players. Under his guidance, 36 Razorbacks have been named All-Americans, 43 as All-SEC players, and 129 have been picked in the MLB Draft.

Van Horn is the second-winningest coach in Arkansas history with 814 wins, including 316 career SEC victories. He is one of only five head coaches in college baseball history, along with Ron Polk, Mike Bianco, Skip Bertman and Tim Corbin, with 300 or more SEC wins in their career.

Including his years at Nebraska, Northwestern State and Central Missouri State, Van Horn has racked up 1,185 wins at four-year institutions, sixth most among all active head coaches. He is one of eight active Division I head coaches with 1,000 or more wins at four-year schools.

## DVH AGAINST 2023 OPPONENTS

	W-L	Home	Away	Neutral
Alabama	35-28	19-8	14-16	2-4
Arkansas State	3-0	3-0	0-0	0-0
Army	1-0	1-0	0-0	0-0
Auburn	39-23	20-10	17-13	2-0
Eastern Illinois	21-2	21-2	0-0	0-0
Georgia	24-18	14-7	9-8	1-3
Grambling	10-0	10-0	0-0	0-0
Illinois State	5-3	5-3	0-0	0-0
Lipscomb	0-0	0-0	0-0	0-0
Little Rock	3-1	3-1	0-0	0-0
LSU	25-42	14-17	10-17	1-8
Louisiana Tech	22-6	11-2	7-4	4-0
Mississippi State	33-28	18-12	13-14	2-2
Missouri State	19-10	11-8	8-2	0-0
Oklahoma State	8-6	2-3	4-2	2-1
Ole Miss	32-42	14-19	11-16	7-7
Omaha	1-0	1-0	0-0	0-0
South Carolina	28-21	12-9	12-9	4-3
SEMO	6-2	6-2	0-0	0-0
TCU	4-1	2-0	0-0	2-1
Tennessee	29-16	14-7	12-8	3-1
Texas A&M	18-14	10-5	7-9	1-0
Texas	8-5	2-0	2-3	4-2
UCA	3-0	2-0	0-0	1-0
UNLV	3-1	3-1	0-0	0-0
Vanderbilt	20-22	12-8	7-10	1-4
Wright State	6-0	6-0	0-0	0-0

## PERSONAL

Born: Sept. 17, 1960  
Hometown: Kansas City, Mo.  
Alma Mater: Arkansas (1988)  
Masters of Science: East Texas State University (1992)  
Wife: Karen  
Children: Hollan, Mariel  
Named Head Coach at Arkansas: June 21, 2002

## PLAYING HISTORY

1982-84 Atlanta Braves Organization  
1982 MLB Draft: 10th Round (Atlanta Braves)  
1982 Arkansas  
1981 MLB Draft: 10th Round (Chicago White Sox)  
1980-81 McLennan Community College

## COACHING HONORS

2021 SEC Coach of the Year  
2004 SEC Coach of the Year  
2001 Baseball America National Coach of the Year  
2001 BIG 12 Coach of the Year  
2001 ABCA Midwest Region Coach of the Year  
2000 ABCA Midwest Region Coach of the Year  
1997 Southland Coach of the Year  
1995 Southland Coach of the Year  
1994 NCAA Division II Coach of the Year  
1994 ABCA Central Region Coach of the Year

## HALL OF FAME

2019 Arkansas Sports Hall of Fame  
2013 Winnetonka High School Hall of Fame  
2012 Ban Johnson League Hall of Fame  
2001 Central Missouri State Hall of Fame

## VAN HORN'S CAREER NUMBERS

Year	School	Record	Pct.	Conf.	Place	Conf. Tourn.	NCAA
1989	Texarkana CC	39-18	.684	NA	NA	NA	--
1990	Texarkana CC	44-14	.759	NA	NA	NA	--
1991	Texarkana CC	45-12	.789	NA	NA	NA	--
1992	Texarkana CC	48-10	.827	NA	1st	NA	--
1993	Texarkana CC	38-18	.678	NA	NA	NA	--
	<b>Totals</b>	<b>214-72</b>	<b>.748</b>	--	--	--	--
1994	Central Missouri State	51-11	.823	15-1	1st (Div.)	1st (4-1)	NCAA DII Champs
	<b>Totals</b>	<b>51-11</b>	<b>.823</b>	<b>15-1</b>	--	<b>1 (4-1)</b>	--
1995	Northwestern State	37-15	.711	19-5	1st	DNP (0-2)	--
1996	Northwestern State	34-27	.557	14-16	2nd (Div.)	2nd (3-2)	--
1997	Northwestern State	35-23	.603	19-9	1st	DNP (0-2)	--
	<b>Totals</b>	<b>106-65</b>	<b>.620</b>	<b>52-30</b>	--	<b>3 (3-6)</b>	--
1998	Nebraska	24-20	.545	10-13	7th	DNQ	DNQ
1999	Nebraska	42-18	.700	16-9	5th	1st (4-0)	NCAA (1-2)
2000	Nebraska	51-17	.750	21-9	2nd	1st (5-1)	NCAA (4-2)
2001	Nebraska	50-16	.758	20-8	1st	1st (4-0)	CWS (5-2)
2002	Nebraska	47-21	.691	16-11	2nd	2nd (3-1)	CWS (5-3)
	<b>Totals</b>	<b>214-92</b>	<b>.699</b>	<b>67-39</b>	--	<b>4 (16-2)</b>	<b>4 (15-9)</b>
2003	Arkansas	35-22	.612	14-16	6th West	T-7th (0-2)	NCAA (1-2)
2004	Arkansas	45-24	.652	19-11	T-1st Overall	4th (2-2)	CWS (6-3)
2005	Arkansas	39-22	.636	13-17	T-5th West	T-7th (0-2)	NCAA (2-2)
2006	Arkansas	39-21	.650	18-12	2nd West	T-7th (0-2)	NCAA (1-2)
2007	Arkansas	43-21	.672	18-12	1st West	2nd (3-1)	NCAA (2-2)
2008	Arkansas	34-24	.586	14-15	4th West	DNQ	NCAA (0-2)
2009	Arkansas	41-24	.631	14-15	4th West	4th (2-2)	CWS (7-2)
2010	Arkansas	43-21	.672	18-12	2nd West	T-7th (0-2)	NCAA (3-3)
2011	Arkansas	40-22	.645	15-15	1st West	T-3rd (2-2)	NCAA (2-2)
2012	Arkansas	46-22	.676	16-14	T-2nd West	T-9th (0-2)	CWS (7-3)
2013	Arkansas	39-22	.639	18-11	2nd West	T-3rd (2-1)	NCAA (2-2)
2014	Arkansas	40-25	.615	16-14	4th West	T-3rd (3-2)	NCAA (2-2)
2015	Arkansas	40-25	.615	17-12	3rd West	T-5th (2-2)	CWS (5-3)
2016	Arkansas	26-29	.473	7-23	7th West	DNQ	DNQ
2017	Arkansas	45-19	.703	18-11	2nd West	2nd (3-2)	NCAA (3-2)
2018	Arkansas	48-21	.696	18-12	T-1st West	T-3rd (2-1)	CWS Runner-Up (9-3)
2019	Arkansas	46-20	.697	20-10	T-1st West	T-5th (1-2)	CWS (5-3)
2020	Arkansas	11-5	.688	--	--	--	--
2021	Arkansas	50-13	.807	22-8	1st Overall	1st (4-0)	NCAA (4-3)
2022	Arkansas	46-21	.687	18-12	2nd West	T-7th (0-2)	CWS (8-3)
2023	Arkansas	18-2	.900	3-0	--	--	--
	<b>Totals</b>	<b>814-425</b>	<b>.657</b>	<b>316-252</b>	--	<b>17 (26-29)</b>	<b>18 (69-43)</b>
<b>CAREER TOTALS</b>		<b>1,399-665</b>	<b>.678</b>	<b>450-322</b>	--	<b>49-38 (.563)</b>	<b>84-53 (.613)</b>

# A ||| THE ARKANSAS RAZORBACKS



**HAROLD COLL**  
Jr. • 5-11 • 190 • R/R  
INF • Boston, Mass.



**ISAAC WEBB**  
Jr. • 5-11 • 165 • R/R  
INF/OF • Collinsville, Okla.



**KENDALL DIGGS**  
So. • 6-0 • 205 • L/R  
INF/OF • Olathe, Kan.




**CALEB CALI**  
R-Jr. • 6-3 • 220 • R/R  
INF • Monteverde, Fla.




**JACE BOHROFEN**  
Jr. • 6-2 • 205 • L/R  
OF • Oklahoma City, Okla.



**JOHN BOLTON**  
Grad. • 5-10 • 180 • R/R  
INF • Memphis, Tenn.



**PEYTON STOVALL**  
So. • 5-11 • 195 • L/R  
INF • Houghton, La.



**JARED WEGNER**  
Grad. • 6-0 • 220 • R/R  
OF • Kearney, Neb.




**TAVIAN JOSEMBERGER**  
Jr. • 6-0 • 185 • S/R  
OF • Kansas City, Mo.




**JAYSON JONES**  
Fr. • 6-2 • 225 • R/R  
INF • Savannah, Texas



**BEN MCLAUGHLIN**  
Jr. • 6-3 • 200 • L/R  
INF • Golden, Colo.



**HUDSON POLK**  
Jr. • 6-1 • 205 • R/R  
C • Coppell, Texas




**BRADY SLAVENS**  
Sr. • 6-3 • 205 • L/R  
INF • Olathe, Kan.



**REESE ROBINETT**  
Fr. • 6-3 • 215 • L/R  
INF • Kennett, Mo.



**HUNTER GRIMES**  
R-Jr. • 6-1 • 185 • R/R  
INF/OF • Kerrville, Texas




**JAXON WIGGINS**  
Jr. • 6-6 • 225 • R/R  
RHP • Roland, Okla.




**PEYTON HOLT**  
Jr. • 5-10 • 205 • R/R  
INF • Greenwood, Ark.




**BRADY TYGART**  
So. • 6-2 • 205 • R/R  
RHP • Hernando, Miss.




**MASON NEVILLE**  
Fr. • 6-3 • 200 • L/L  
OF • Las Vegas, Nev.




**KOTY FRANK**  
Grad. • 6-2 • 220 • R/R  
RHP • Tushka, Okla.



**AUSTIN LEDBETTER**  
So. • 6-1 • 190 • R/R  
RHP • Bryant, Ark.



**DYLAN CARTER**  
R-Jr. • 6-2 • 210 • R/R  
RHP • Bentonville, Ark.



**ZACK MORRIS**  
Sr. • 6-3 • 225 • L/L  
LHP • Cabot, Ark.



**HAGEN SMITH**  
So. • 6-3 • 215 • L/L  
LHP • Bullard, Texas



**NICK GRIFFIN**  
R-So. • 6-4 • 195 • R/R  
LHP • Monticello, Ark.



**JORDAN HUSKEY**  
Fr. • 5-10 • 185 • L/L  
LHP • Quitman, Ark.



**PARKER COIL**  
Fr. • 6-3 • 200 • R/L  
LHP • Edmond, Okla.



**JAKE FAHERTY**  
So. • 6-3 • 190 • R/R  
RHP • Georgetown, Ky.



**SEAN FITZPATRICK**  
Fr. • 6-0 • 165 • L/L  
LHP • Spring, Texas



**HUNTER HOLLAN**  
Jr. • 6-5 • 200 • L/L  
LHP • Hallsville, Texas



**BEN BYBEE**  
Fr. • 6-6 • 235 • R/R  
RHP • Overland Park, Kan.



**WILL MCENTIRE**  
R-Jr. • 6-4 • 240 • L/R  
RHP • Bryant, Ark.



**CAL KILGORE**  
So. • 6-1 • 185 • R/R  
C • Overland Park, Kan.



**PARKER ROWLAND**  
Jr. • 6-3 • 215 • S/R  
C • Tulsa, Okla.



**GAGE WOOD**  
Fr. • 6-0 • 210 • R/R  
RHP • Batesville, Ark.



**CHRISTIAN FOUTH**  
Fr. • 6-3 • 220 • R/R  
RHP • Littleton, Colo.



**COOPER DOSSETT**  
Fr. • 6-0 • 190 • R/R  
RHP • Springdale, Ark.




**CODY ADCOCK**  
Jr. • 6-4 • 210 • R/R  
RHP • Texarkana, Ark.




**JOSH HYNEMAN**  
Fr. • 6-4 • 245 • R/R  
RHP • Jonesboro, Ark.



**DAVE VAN HORN**  
Head Coach  
21st Season



**NATE THOMPSON**  
Assistant Coach  
6th Season



**MATT HOBBS**  
Assistant Coach  
5th Season



**BOBBY WERNES**  
Volunteer Assistant  
3rd Season



**CLAY GOODWIN**  
Director of Operations  
16th Season







No.	Player	Pos.	B/T	Yr.	Ht.	Wt.	Hometown / High School / Previous School
1	Harold Coll	INF	Jr.	5-11	190	R/R	Boston, Mass. / Georgia Premier Academy / San Jacinto College
3	Isaac Webb	INF/OF	Jr.	5-11	165	R/R	Collinsville, Okla. / Collinsville HS / Grayson College / Eastern Oklahoma State College
5	Kendall Diggs	INF/OF	So.	6-0	205	L/R	Olathe, Kan. / Saint Thomas Aquinas HS
6	Caleb Cali	INF	R-Jr.	6-3	230	R/R	Montverde, Fla. / Montverde Academy / Florida State / Hillsborough CC / College of Central Florida
8	Jace Bohrofen	OF	Jr.	6-2	205	L/R	Oklahoma City, Okla. / Westmoore HS / Oklahoma
9	John Bolton	INF	Grad.	5-10	180	R/R	Memphis, Tenn. / Memphis University School / Hinds CC / Austin Peay
10	Peyton Stovall	INF	So.	5-11	195	L/R	Haughton, La. / Haughton HS
11	Jared Wegner	OF	Grad.	6-0	220	R/R	Kearney, Neb. / Kearney HS / Creighton
12	Tavian Josenberger	OF	Jr.	6-0	185	S/R	Kansas City, Mo. / Park Hill HS / Kansas
13	Jayson Jones	INF	Fr.	6-2	225	R/R	Savannah, Texas / Braswell HS
15	Ben McLaughlin	INF	Jr.	6-3	200	L/R	Golden, Colo. / Golden HS / Hutchinson CC
16	Hudson Polk	C	Jr.	6-1	205	R/R	Coppell, Texas / Coppell HS / Oklahoma
17	Brady Slavens	INF	Sr.	6-3	205	L/R	Olathe, Kan. / Olathe Northwest HS / Wichita State / Johnson County CC
18	Reese Robinett	INF	Fr.	6-3	215	L/R	Kennett, Mo. / Kennett HS
21	Hunter Grimes	INF/OF	R-Jr.	6-1	185	R/R	Kerrville, Texas / Tivy HS / UTSA / McLennan CC
22	Jaxon Wiggins	RHP	Jr.	6-6	225	R/R	Roland, Okla. / Roland HS
24	Peyton Holt	INF	Jr.	5-10	205	R/R	Greenwood, Ark. / Greenwood HS / Crowder College
25	Brady Tygart	RHP	So.	6-2	205	R/R	Hernando, Miss. / Lewisburg HS
26	Mason Neville	OF	Fr.	6-3	200	L/L	Las Vegas, Nev. / Basic HS
28	Koty Frank	RHP	Grad.	6-2	220	R/R	Tushka, Okla. / Tushka HS / Eastern Oklahoma State College / Nebraska
29	Austin Ledbetter	RHP	So.	6-1	190	R/R	Bryant, Ark. / Bryant HS
31	Dylan Carter	RHP	R-So.	6-2	210	R/R	Bentonville, Ark. / Bentonville West HS / Crowder College
32	Zack Morris	LHP	Sr.	6-3	225	L/L	Cabot, Ark. / Cabot HS
33	Hagen Smith	LHP	So.	6-3	215	L/L	Bullard, Texas / Bullard HS
34	Nick Griffin	LHP	R-So.	6-4	195	L/L	Monticello, Ark. / Monticello HS
35	Jordan Huskey	LHP	Fr.	5-10	185	L/L	Quitman, Ark. / Greenbrier HS
36	Parker Coil	LHP	Fr.	6-3	200	R/L	Edmond, Okla. / Edmond Memorial HS
37	Jake Faherty	RHP	So.	6-3	190	R/R	Georgetown, Ky. / Great Crossing HS
38	Sean Fitzpatrick	LHP	Fr.	6-0	165	L/L	Spring, Texas / Concordia Lutheran HS
39	Hunter Hollan	LHP	Jr.	6-5	200	L/L	Hallsville, Texas / Spring Hill HS / San Jacinto College
40	Ben Bybee	RHP	Fr.	6-6	235	R/R	Overland Park, Kan. / Blue Valley Southwest HS
41	Will McEntire	RHP	R-Jr.	6-4	240	L/R	Bryant, Ark. / Bryant HS
43	Cal Kilgore	C	So.	6-1	185	R/R	Overland Park, Kan. / Blue Valley Southwest HS / New Mexico State
44	Parker Rowland	C	Jr.	6-3	215	S/R	Tulsa, Okla. / Bishop Kelley HS / Arkansas State / Eastern Oklahoma State College
45	Gage Wood	RHP	Fr.	6-0	210	R/R	Batesville, Ark. / Batesville HS
46	Christian Foutch	RHP	Fr.	6-3	220	R/R	Littleton, Colo. / Chatfield HS
48	Cooper Dossett	RHP	Fr.	6-0	190	R/R	Springdale, Ark. / Har-Ber HS
49	Cody Adcock	RHP	Jr.	6-4	210	R/R	Texarkana, Ark. / Arkansas HS / Ole Miss / Crowder College
55	Josh Hyneman	RHP	Fr.	6-4	245	R/R	Jonesboro, Ark. / Jonesboro HS

## Coaches & Support Staff

Head Coach:	2 Dave Van Horn, 21st Season (Arkansas, 1988)
Assistant Coach:	30 Nate Thompson, 6th Season (Dallas Baptist, 2006)
Assistant Coach:	47 Matt Hobbs, 5th Season (Missouri, 2002)
Assistant Coach:	7 Bobby Wernes, 3rd Season (Arkansas, 2018)
Director of Operations:	Clay Goodwin, 16th Season (Arkansas, 2005)
Director of Strength & Conditioning:	Hunter Bell, 1st Season (Arkansas-Monticello, 2018)
Director of Video & Scouting:	Zach Barr, 6th Season (Arkansas, 2017)
Director of Analytics:	DJ Baxendale, 4th Season (Arkansas, 2019)
Athletic Trainer:	Corey Wood, 12th Season (East Carolina, 2008)
Equipment Manager:	Mark Taylor, 33rd Season (Ouachita Baptist, 1988)
Graduate Managers:	Cullen Smith
Student Managers:	Connor Carson, Bryson Halford, Owen Hoover, Josh Langham, John McElroy, Matthew Schluterman, Matt Wheeler
Sports Information Director:	Oliver Grigg, 3rd Season (Tulane, 2017)
Academics Director:	Jonathan Burgess, 2nd Season (Central Arkansas, 2015)
Sports Nutritionist:	Lauren Lyons, 5th Season (Saint Louis, 2017)
Sport Administrator:	Kevin Trainor, 13th Season (Arkansas, 1994)
Administrative Assistant:	Kelly Moore, 20th Season (Arkansas, 2004)

## Pronunciation Guide

Jace <b>Bohrofen</b>	.....bore-fin
Cooper <b>Dossett</b>	.....daw-sit
<b>Koty</b> Frank	.....cody
Mason <b>Neville</b>	.....nuh-ville
Brady <b>Slavens</b>	.....slay-vins
Brady <b>Tygart</b>	.....ty-gert
Jared <b>Wegner</b>	.....wagner
Bobby <b>Wernes</b>	.....wer-niss

## Team Captains

Jace Bohrofen	..... Jr. / OF
Zack Morris	.....Sr. / LHP
Peyton Stovall	.....So. / INF





## THE STARTERS

**#16 HUDSON POLK** **C** **JR.** **.080/.281/.200**

Transfer from Oklahoma ... Has played in 10 games with nine starts ... Made his Razorback debut in the season opener vs. Texas (Feb. 17) in the College Baseball Showdown ... Hit his first home run as a Hog vs. #15 TCU (Feb. 18) in the College Baseball showdown ... In 2022 at Oklahoma, played in 12 games with six starts at catcher ... Slashed .313/.522/.563 (5-for-16) with five RBI, two doubles and a triple.

**#17 BRADY SLAVENS** **1B** **SR.** **.297/.381/.486**

Has played in 20 games with 18 starts ... First among all active SEC hitters in career RBI (160) ... Team leader in doubles (8) this season ... Hit his first home run of the year against Wright State (March 4) ... In 2022, slashed .255/.332/.523 with a team-leading 16 homers and 58 RBI ... Recorded 17 multi-hit games, including two three-hit efforts and a two four-hit games ... Had 15 multiple RBI games, including seven three-RBI games, one four-RBI game and one six-RBI game ... Hit the longest recorded home run in a College World Series game at Charles Schwab Field, crushing a 436-foot homer vs. Ole Miss.

**#2 PEYTON STOVALL** **2B** **SO.** **.323/.407/.538**

One of the Razorbacks' three team captains ... Has started all 17 games played in ... Hit his first homer of the season against Illinois State (March 1) ... In 2022, played in 52 games with 51 starts as a true freshman ... Slashed .295/.373/.425 with six homers and 31 RBI ... Had 59 hits, including eight doubles ... 18 multi-hit games and 10 multiple RBI games ... 11-game hitting streak was second longest on the Hogs ... First player with five hits in a College World Series game since UNC's Dustin Ackley (2009).

**#6 CALEB CALI** **3B** **R-JR.** **.219/.375/.438**

Transfer from College of Central Florida (2022) ... Also played at Florida State (2020) and Hillsborough CC (2021) ... Has played in 12 games with nine starts ... Made his Razorback debut in the season opener against Texas (Feb. 17) in the College Baseball Showdown ... Recorded his first hit as a Hog on a homer against Illinois State (March 1) ... In 2022, named an NJCAA All-American after slashing .438/.533/.826 with 17 homers and 77 RBI ... FCSAA Player of the Year and All-Mid-Florida Conference Player of the Year.

**#9 JOHN BOLTON** **SS** **GRAD.** **.226/.351/.274**

Graduate transfer from Austin Peay ... Has started all 19 games played in ... Had a team-leading 18-game reached base streak ... Made his Razorback debut in the season opener vs. Texas (Feb. 17) in the College Baseball Showdown, going 2-for-4 with a double and an RBI ... Drove in a season-high two runs vs. #9 Oklahoma State (Feb. 19) in the College Baseball Showdown.

**#11 JARED WEGNER** **LF** **GRAD.** **.384/.511/.808**

Graduate transfer from Creighton ... Has started all 20 games ... Team leader in home runs (9) and RBI (33) ... Hit his first homer as a Hog vs. #15 TCU (Feb. 18) ... Went 2-for-4 with a triple, homer and season-high five RBI vs. #9 Oklahoma State (Feb. 19) ... Named SEC Player of the Week (Feb. 20), after slashing .545/.643/1.365 with two homers and eight RBI during the season-opening weekend ... Matched a single-game program record with five walks against Louisiana Tech (March 12).

**#8 TAVIAN JOSENERGER** **CF** **JR.** **.346/.436/.526**

Transfer from Kansas ... Has played in all 20 games with 19 starts ... Arkansas' leadoff hitter ... Made his Razorback debut in the season opener vs. Texas (Feb. 17) in the College Baseball Showdown ... Has 10 multi-hit games and four multi-RBI games this year, including a two-RBI effort vs. #9 Oklahoma State (Feb. 19) in the College Baseball Showdown ... In 2022 at Kansas, started 52 games at second base and slashed .276/.357/.386 with 13 doubles, two triples, two homers, 23 RBI and 11 stolen bases ... Led the team in runs scored (43) ... His 23-game on-base streak was the longest by a Jayhawk in 2022.

**#9 JACE BOHROFEN** **RF** **JR.** **.406/.541/.734**

One of the Razorbacks' three team captains ... Has started all 20 games ... Homered in four consecutive games: vs. Wright State (March 5), vs. Army (March 7), vs. Louisiana Tech (March 10), vs. Louisiana Tech (March 11) ... In 2022, slashed .228/.333/.435 with eight doubles, three homers and 17 RBI.

**#5 KENDALL DIGGS** **DH** **SO.** **.344/.474/.754**

Has started all 18 games played in ... Razorbacks' primary designated hitter ... Second on the Hogs in homers (6) this season ... Drove in two runs in the season opener vs. Texas (Feb. 17) in the College Baseball Showdown ... Launched his first homer of the year vs. #15 TCU (Feb. 18) in the College Baseball Showdown ... Hit a walk-off homer against EIU (Feb. 25), driving in a season-high four RBI.

## THE BENCH

**#1 HAROLD COLL** **INF.** **JR.**

Transfer from San Jacinto College ... Has played in nine games with six starts ... Made his debut vs. #15 TCU (Feb. 18) in the College Baseball Showdown ... Went 3-for-5 with two doubles, a home run, four RBI and a stolen base against UNLV (March 14) ... In 2022 at San Jac, slashed .357/.433/.604 with 10 homers, 65 RBI and 15 stolen bases ... Hit for the cycle vs. Wabash Valley in the JUCO World Series, including a single, two doubles, a triple and homer.

**#13 JAYSON JONES** **INF** **FR.**

Attended Braswell High School in Aubrey, Texas ... Has played in seven games with five starts ... Made his debut vs. #15 TCU (Feb. 18) in the College Baseball Showdown, hitting a solo homer in his second career at-bat for his first collegiate hit ... Ranked by Perfect Game as the No. 5 overall prospect and the No. 2 shortstop in the class of 2022 ... No. 1 overall prospect and No. 1 shortstop in Texas by Perfect Game ... No. 1 overall prospect and No. 1 shortstop in Texas by Prep Baseball Report.

**#15 BEN McLAUGHLIN** **INF** **JR.**

Transfer from Hutchinson CC ... Has played in four games with one start ... Made his Razorback debut vs. #9 Oklahoma State (Feb. 19) in the College Baseball Showdown ... NJCAA ABCA/Rawlings Gold Glove Award winner at third base and NJCAA All-American in 2022 ... Slashed .411/.511/.804 with 19 home runs and 83 RBI ... Defensively, committed only three errors in 221 total chances (.986 fielding percentage)

**#18 REESE ROBINETT** **INF** **FR.**

Attended Kennett High School in Kennett, Mo. ... Has played in five games with two starts ... Made his debut vs. #9 Oklahoma State (Feb. 19) in the College Baseball Showdown ... Collected his first two RBI as a Razorback against UNLV (March 14) ... Ranked by Perfect Game as a top-500 overall prospect and the No. 35 third baseman in the class of 2022 ... No. 4 overall prospect and No. 2 third baseman in Missouri by Perfect Game ... No. 2 overall prospect and No. 1 third baseman in Missouri by Prep Baseball Report.

**#21 HUNTER GRIMES** **INF/OF** **R-JR.**

Transfer from McLennan CC ... Has played in four games ... Made his Razorback debut vs. #9 Oklahoma State (Feb. 19) in the College Baseball Showdown ... Slashed .366/.427/.749 with 17 homers and 66 RBI in 2022, earning All-NTJAC honors ... Started at UTSA (2019-21), where he was a two-way player ... In 2019, slashed .303/.343/.515 with four homers and nine RBI.

**#24 PEYTON HOLT** **INF** **JR.**

Transfer from Crowder College ... Has played in seven games with three starts ... Made his Razorback debut vs. #9 Oklahoma State (Feb. 19) in the College Baseball Showdown ... Hit his first homer as a Hog against Louisiana Tech (March 11).

**#26 MASON NEVILLE** **OF** **FR.**

Selected by the Cincinnati Reds in the 18th round (No. 543 overall) of the 2022 MLB Draft ... Has played in seven games with two starts ... Collected his first collegiate hit vs. #9 Oklahoma State (Feb. 19) in the College Baseball Showdown ... Attended Basic High School in Henderson, Nev. ... No. 3 overall prospect and No. 2 outfielder in the state of Nevada by Perfect Game ... Ranked by Prep Baseball Report as the No. 50 overall prospect and the No. 11 outfielder in the country ... No. 3 overall prospect and No. 2 outfielder in Nevada by Prep Baseball Report.

**#44 PARKER ROWLAND** **C** **JR.**

Transfer from Eastern Oklahoma State College ... Has played in 13 games with 11 starts ... Made his Razorback debut vs. #15 TCU (Feb. 18) and earned his first start vs. #9 Oklahoma State (Feb. 19) in the College Baseball Showdown ... In 2022 at EOSC, slashed .408/.509/.668 with 12 homers and 78 RBI ... Began his career at Arkansas State (2019-20).

## ON THE MOUND

TUESDAY

**RHP 40 BEN BYBEE****FR.****1-0, 2.35 ERA, 7.2 IP, 3 BB, 7 SO**

Last Start: March 15, vs. UNLV, 5.0 IP, 6 H, 0 R, 0 ER, 1 BB, 3 SO

Four appearances, including two starts on the mound, this year ... Made his collegiate debut against #15 TCU (Feb. 18) in the College Baseball Showdown, striking out one in 0.1 innings of work ... Earned his first start in the home opener against Grambling (Feb. 21), striking out a three over two innings ... Twirled five scoreless innings with three strikeouts in a start against UNLV (March 15) ... Attended Blue Valley Southwest High School in Overland Park, Kan. ... Ranked by Perfect Game as the No. 457 overall prospect and the No. 147 right-handed pitcher in the class of 2022 ... No. 4 overall prospect and No. 2 right-handed pitcher in Kansas by Perfect Game ... Ranked by Prep Baseball Report as the No. 107 overall prospect and the No. 29 right-handed pitcher in the country ... No. 1 overall prospect and No. 1 right-handed pitcher in Kansas by Prep Baseball Report ... 2022 Perfect Game Preseason All-American - Central All-Region First Team ... 2021 Perfect Game Preseason Underclass All-American - Central All-Region First Team ... 2020 Perfect Game Preseason Underclass All-American - Central All-Region Second Team ... 2019 Preseason Underclass All-American - Honorable Mention.

## PITCHER BREAKDOWN

	W-L-S	ERA	IP	H	R	ER	BB	SO
Starters	13-0-0	3.03	92.0	80	35	31	39	94
Relievers	5-2-6	5.61	85.0	88	59	53	36	86

## THE HOG PEN

Pitcher	Last App.	IP	H	R	ER	BB	SO	HR	RI/S	---- Season Totals ----			
										RI/S	SV	Ret./1BF (BB)	
Cody Adcock	3/14 (UNLV)	1.1	1	0	0	1	1	0	2/1	6/1	1	5/9 (1)	
Ben Bybee	3/4 (WSU)	0.1	1	0	0	0	0	0	2/2	5/3	0	0/2 (0)	
Dylan Carter	3/18 (AUB)	3.0	1	0	0	0	3	0	0/0	6/1	2	8/8 (0)	
Parker Coil	3/3 (WSU)	1.0	2	0	0	0	1	0	0/0	5/5	0	0/3 (1)	
Cooper Dossett	2/26 (EIU)	1.0	0	0	0	1	1	0	0/0	0/0	0	1/2 (0)	
Jake Faherty	3/4 (WSU)	0.2	0	3	3	3	1	0	0/0	0/0	0	0/1 (1)	
Sean Fitzpatrick	2/18 (TCU)	0.1	2	0	0	0	1	0	1/1	1/1	0	0/1 (0)	
Christian Foutch	3/12 (TECH)	1.0	0	0	0	1	1	0	0/0	0/0	0	1/1 (0)	
Koty Frank	3/5 (WSU)	0.1	0	0	0	0	0	0	0/0	7/1	0	5/6 (0)	
Austin Ledbetter	3/19 (AUB)	2.0	2	0	0	0	0	0	0/0	5/0	0	5/6 (0)	
Will McEntire	2/21 (GRAM)	0.2	4	1	1	1	0	0	1/1	1/1	0	0/1 (0)	
Zack Morris	3/15 (UNLV)	3.0	1	2	0	1	2	0	0/0	2/1	1	1/4 (1)	
Hagen Smith	3/19 (AUB)	0.2	0	0	0	0	1	0	2/0	2/0	1	2/2 (0)	
Brady Tygart	3/1 (ISU)	1.2	2	4	3	1	2	2	0/0	2/0	1	3/4 (0)	
Gage Wood	3/19 (AUB)	0.1	0	0	0	1	0	0	0/0	6/3	0	4/8 (2)	
<b>TEAM TOTALS</b>										<b>48/17</b>	<b>6</b>	<b>35/58 (6)</b>	

**Bullpen Notes:** RHP Dylan Carter (2), RHP Cody Adcock (1), LHP Zack Morris (1), LHP Hagen Smith (1) and RHP Brady Tygart (1) have each recorded multi-inning saves this season ... Tygart recorded his ninth career save in the season opener against Texas (Feb. 17) in the College Baseball Showdown at Globe Life Field in Arlington, Texas ... Of Tygart's nine career saves, seven are of the multi-inning variety, including his five-out save against the Longhorns on Opening Day ... Adcock earned his first career save against Wright State (March 5), locking down the final 2.2 innings ... Carter boasts a team-leading two saves, both of which are of the multi-inning variety ... He recorded his first career save against Louisiana Tech (March 10) before picking up his second save against Auburn (March 18) with three scoreless innings in relief ... Morris picked up the Hogs' fourth multi-inning save of the year against UNLV (March 15), striking out a pair of batters in the outing ... Smith, making his first relief appearance of the season, shut down Auburn (March 17) over the final three innings to log his third career save.



**Austin Ledbetter** made seven appearances with two starts on the mound as a true freshman in 2022. He finished the year with a 2.84 ERA and 12 strikeouts over 12.2 innings of work.



**Zack Morris**, one of the Hogs' three team captains, posted a 6-1 record with a 3.21 ERA and one save in 35.0 innings last season. In SEC play, he went 3-0 with a 1.88 ERA in 14.1 innings.



**Brady Tygart** emerged as the Hogs' closer as a true freshman, tallying a team-leading eight saves, including six multi-inning saves. He struck out 51 over 37.2 innings of work.



# ||| SEASON BESTS

## TEAM GAME HIGHS

### Team Batting

At-bats:	44	vs. Illinois State (March 1)
Runs scored:	18	vs. #9 Oklahoma State (Feb. 19 at Arlington, Texas)
Hits:	14	(4 times)
RBI:	17	vs. #9 Oklahoma State (Feb. 19 at Arlington, Texas)
Doubles:	4	vs. Eastern Illinois (Feb. 25)
	4	vs. Illinois State (March 1)
	4	vs. UNLV (March 14)
Triples:	1	(4 times)
Home runs:	4	vs. #15 TCU (Feb. 18 at Arlington, Texas)
	4	vs. Illinois State (March 1)
	4	vs. Wright State (March 4)
Total bases:	30	vs. Illinois State (March 1)
Walks:	12	vs. Louisiana Tech (March 12)
Strikeouts:	14	vs. UNLV (March 14)
Sac hits:	1	vs. Louisiana Tech (March 10)
Sac flies:	4	vs. Grambling (Feb. 21)
Stolen bases:	4	vs. Grambling (Feb. 21)
Hit by pitch:	3	vs. #9 Oklahoma State (Feb. 19 at Arlington, Texas)
	3	vs. Auburn (March 19)
Caught stealing:	2	vs. Louisiana Tech (March 10)
Runners LOB:	13	vs. Louisiana Tech (March 10)
Hit into DP:	3	vs. Grambling (Feb. 21)
	3	vs. Army (March 7)

### Fielding

Putouts:	33	vs. Illinois State (March 1)
Assists:	14	vs. Illinois State (March 1)
Errors:	2	(6 times)
Passed balls:	2	vs. Eastern Illinois (Feb. 26)
DPs turned:	2	vs. Texas (Feb. 17 at Arlington, Texas)
	2	vs. Louisiana Tech (March 10)
	2	vs. Louisiana Tech (March 12)

### Pitching

Innings pitched:	11.0	vs. Illinois State (March 1)
Runs allowed:	18	vs. #15 TCU (Feb. 18 at Arlington, Texas)
Earned runs:	18	vs. #15 TCU (Feb. 18 at Arlington, Texas)
Walks allowed:	11	vs. #15 TCU (Feb. 18 at Arlington, Texas)
Strikeouts:	13	vs. Texas (Feb. 17 at Arlington, Texas)
	13	vs. Louisiana Tech (March 12)
Hits allowed:	19	vs. #15 TCU (Feb. 18 at Arlington, Texas)
Doubles allowed:	3	vs. #15 TCU (Feb. 18 at Arlington, Texas)
Triples allowed:	1	vs. Wright State (March 4)
Homers allowed:	3	vs. Eastern Illinois (Feb. 26)
	3	vs. Illinois State (March 1)
Wild pitches:	2	vs. Eastern Illinois (Feb. 26)
	2	vs. Army (March 7)
	2	vs. UNLV (March 14)
Hit batters:	3	vs. #15 TCU (Feb. 18 at Arlington, Texas)
	3	vs. Louisiana Tech (March 12)

## INDIVIDUAL GAME HIGHS

### Individual Batting

At-bats:	6	Peyton Stovall vs. Illinois State (March 1)
	6	Brady Slavens vs. Louisiana Tech (March 12)
Runs scored:	3	(8 times)
Hits:	3	(10 times)
RBI:	5	Jared Wegner vs. #9 Oklahoma State (Feb. 19 at Arlington, Texas)
Doubles:	2	(4 times)
Triples:	1	(4 times)
Home runs:	1	(37 times)
Total bases:	8	Kendall Diggs vs. Illinois State (March 1)
	8	Harold Coll vs. UNLV (March 14)
Walks:	5	Jared Wegner vs. Louisiana Tech (March 12)
Strikeouts:	4	Caleb Cali vs. Texas (Feb. 17 at Arlington, Texas)
Sac hits:	1	Parker Rowland vs. Louisiana Tech (March 10)
Sac flies:	1	(13 times)
Stolen bases:	2	Peyton Stovall vs. Grambling (Feb. 21)
	2	Jace Bohrofen vs. Eastern Illinois (Feb. 24)
	2	Tavian Josenberger vs. Illinois State (March 1)
Hit by pitch:	2	Jace Bohrofen vs. Auburn (March 19)
Caught stealing:	1	(8 times)
Runners LOB:	5	Caleb Cali vs. Texas (Feb. 17 at Arlington, Texas)
	5	Jace Bohrofen vs. Louisiana Tech (March 12)

### Fielding

Putouts:	14	Brady Slavens vs. Illinois State (March 1)
	14	Parker Rowland vs. Louisiana Tech (March 12)
Assists:	7	John Bolton vs. Illinois State (March 1)
Errors:	2	John Bolton vs. Illinois State (March 1)
Passed balls:	2	Hudson Polk vs. Eastern Illinois (Feb. 26)

### Pitching

Innings pitched:	9.0	Will McEntire vs. Louisiana Tech (March 11)
Runs allowed:	4	(6 times)
Earned runs:	4	(5 times)
Walks allowed:	5	Hagen Smith vs. Wright State (March 3)
Strikeouts:	8	Hagen Smith vs. Texas (Feb. 17 at Arlington, Texas)
Hits allowed:	8	Will McEntire vs. Wright State (March 4)
Doubles allowed:	2	Zack Morris vs. Illinois State (March 1)
	2	Will McEntire vs. Wright State (March 4)
	2	Ben Bybee vs. UNLV (March 15)
Triples allowed:	1	Ben Bybee vs. Wright State (March 4)
Homers allowed:	2	(4 times)
Wild pitches:	2	Gage Wood vs. Eastern Illinois (Feb. 26)
	2	Parker Coil vs. Army (March 7)
Hit batters:	3	Hunter Hollan vs. Louisiana Tech (March 12)



## THE LAST TIME AN ARKANSAS PLAYER...

4 hits in a game.....	Michael Turner vs. #2 Stanford (College World Series), June 18, 2022
5 hits in a game.....	Peyton Stovall vs. #25 Auburn (College World Series), June 21, 2022
6 hits in a game.....	Jeremy Jackson vs. Northeastern (Okla.), April 16, 1997
2 hits in an inning.....	Casey Opitz vs. Eastern Illinois, Feb. 16, 2019
2 doubles in a game.....	Kendall Diggs vs. Auburn, March 18, 2023
3 doubles in a game.....	Trevor Ezell vs. TCU (NCAA Regional), June 1, 2019
4 doubles in a game.....	Rodney Nye vs. Louisiana Tech, March 31, 1998
Led off a game with a triple.....	Braydon Webb vs. #2 Stanford (College World Series), June 18, 2022
2 triples in a game.....	Jax Biggers vs. Auburn (SEC Tournament), May 25, 2017
Led off a game with a HR.....	Matt Goodheart vs. #19 Nebraska (NCAA Regional), June 5, 2021
2 home runs in a game.....	Robert Moore at #6 Oklahoma State (NCAA Regional), June 4, 2022
3 home runs in a game.....	Chad Spanberger vs. Auburn (SEC Tournament), May 26, 2017
Grand slam.....	Braydon Webb vs. Grambling, March 15, 2022
Grand slam in consecutive games.....	Cayden Wallace vs. UIC, March 12-13, 2022
HR in consecutive at-bats.....	Brady Slavens at Texas A&M, April 23, 2022
HR in 2 straight games.....	Kendall Diggs vs. Louisiana Tech, March 11-12, 2023
HR in 3 straight games.....	Jace Bohrofen vs. Army & Louisiana Tech, March 7-11, 2023
HR in 4 straight games.....	Jace Bohrofen vs. Wright State, Army & Louisiana Tech, March 5-11, 2023
HR in 5 straight games.....	Aaron Murphree vs. OSU, South Dakota State & Siena, March 2-8, 2008
HR in 6 straight games.....	Aaron Murphree vs. OSU, South Dakota State & Siena, March 2-9, 2008
Pinch-hit home run.....	Charlie Welch vs. #19 Nebraska (NCAA Regional), June 7, 2021
Inside-the-park home run.....	Casey Martin vs. Kentucky, May 3, 2019
Back-to-back home runs.....	Brady Slavens & Peyton Stovall vs. Wright State, March 3, 2023
Back-to-back-to-back home runs.....	Peyton Stovall, Kendall Diggs & Caleb Cali vs. Illinois State, March 1, 2023
Walk-off home run (non-run rule).....	Kendall Diggs vs. Ole Miss, April 30, 2022
Walk-off home run in an SEC game.....	Kendall Diggs vs. Ole Miss, April 30, 2022
Hit a home run from both sides of the plate in a game.....	Dylan Leach vs. UCA, April 5, 2022
Hit for the cycle.....	Dylan Leach vs. UCA, April 5, 2022
4 runs in a game.....	Robert Moore at #6 Oklahoma State (NCAA Regional), June 4, 2022
5 runs in a game.....	Robert Moore vs. #16 NC State (NCAA Super Regional), June 11, 2021
6 runs in a game.....	Trevor Ezell vs. Grambling, April 30, 2019
4 RBI in a game.....	Kendall Diggs vs. Auburn, March 18, 2023
5 RBI in a game.....	Jared Wegner vs. #9 Oklahoma State, Feb. 19, 2023
6 RBI in a game.....	Brady Slavens vs. UAPB [DH-1], April 12, 2022
7 RBI in a game.....	Chad Spanberger vs. Auburn (SEC Tournament), May 25, 2017
8 RBI in a game.....	Rodney Nye vs. ORU, April 14, 1999
9 RBI in a game.....	Ryan Lundquist vs. Central Missouri St., March 4, 1997
5 walks in a game.....	Jared Wegner vs. Louisiana Tech, March 12, 2023
2 stolen bases in a game.....	Tavian Josenberger vs. Illinois State, March 1, 2023
3 stolen bases in a game.....	Andrew Benintendi vs. Stephen F. Austin, April 15, 2015
4 stolen bases in a game.....	Logan Forsythe vs. Ole Miss, May 19, 2007
Stole home.....	Bobby Wernes vs. Ole Miss, March 28, 2015
2 errors in a game.....	John Bolton vs. Illinois State, March 1, 2023
3 errors in a game.....	Bobby Wernes at LSU, April 12, 2014
4 errors in a game.....	Chris Shaddy vs. TCU, April 27, 1980
9-inning no-hitter.....	Scott Roehl vs. Kansas St., March 20, 2001
9-inning combined no-hitter.....	Nick Schmidt (6.0 IP), Brian McLelland (1.0 IP), Devin Collis (2.0 IP) vs. Oklahoma State, February 12, 2006
7-inning combined no-hitter.....	D. Taccolini (2.0 IP), M. Cronin (3.0 IP), J. Alberius (2.0 IP) vs. Auburn (SEC Tournament), May 25, 2017
1-hitter.....	Trevor Stephan (7.0 IP) at Tennessee, May 6, 2017
9-inning combined 1-hitter.....	P. Wicklander (5.0 IP), K. Ramage (1.0 IP), J. Kostyshock (1.0 IP), K. Kopps (1.0 IP), M. Cronin (1.0 IP) vs. Western Illinois, March 12, 2019
7-inning combined 1-hitter.....	Kole Ramage (3.0 IP), Elijah Trest (2.0 IP), Issac Bracken (2.0 IP) vs. UAPB [DH-1], April 12, 2022
2-hitter.....	Kacey Murphy vs. Florida (SEC Tournament), May 27, 2017
2-hitter combined.....	Connor Noland (6.0 IP), Evan Taylor (2.0 IP) at Texas A&M, April 22, 2022
3-hitter.....	Will McEntire (9.0 IP) vs. Louisiana Tech, March 11, 2023
3-hitter combined.....	Cody Adcock (6.0 IP), Austin Ledbetter (2.0 IP), Gage Wood (0.1 IP), Hagen Smith (0.2 IP) vs. Auburn, March 19, 2023
7-inning complete game.....	Kacey Murphy vs. Florida (SEC Tournament), May 27, 2017
9-inning complete game.....	Will McEntire vs. Louisiana Tech, March 11, 2023
10-inning complete game.....	Dominic Taccolini at #12 Kentucky, April 22, 2016
Complete-game shutout.....	Kacey Murphy vs. Florida (SEC Tournament), May 27, 2017
10-inning or more start.....	Dominic Taccolini at #12 Kentucky (10 innings), April 22, 2016
Had 10 strikeouts.....	Connor Noland vs. Indiana, Feb. 25, 2022
Had 11 strikeouts.....	Connor Noland vs. UIC [DH-1], March 10, 2022
Had 12 strikeouts.....	Trevor Stephan vs. Oral Roberts (NCAA Regional), June 2, 2017
Had 13 strikeouts.....	Isaiah Campbell vs. Stony Brook, March 1, 2019
Had 14 strikeouts.....	David Walling vs. South Carolina, May 16, 1999
Had 15 strikeouts.....	Nick Schmidt vs. Auburn, May 18, 2006
Had 16 strikeouts.....	David Walling vs. Eastern Illinois, Feb. 20, 1998
Had 17 strikeouts.....	Jess Todd vs. South Carolina (SEC Tournament), May 24, 2007

## THE LAST TIME AN ARKANSAS TEAM...

Scored 10 runs	vs. Illinois State, March 1, 2023
Scored 11 runs	vs. #25 Auburn (College World Series), June 21, 2022
Scored 12 runs	vs. Wright State, March 4, 2023
Scored 13 runs	vs. UNLV, March 14, 2023
Scored 14 runs	vs. Grambling, March 15, 2022
Scored 15 runs	vs. Louisiana Tech, March 12, 2023
Scored 16 runs	vs. Little Rock, March 29, 2022
Scored 17 runs	vs. #2 Stanford (College World Series), June 18, 2022
Scored 18 runs	vs. #9 Oklahoma State, Feb. 19, 2023
Scored 19 runs	vs. Northwestern State, April 23, 2019
Scored 20 runs	at #6 Oklahoma State (NCAA Regional), June 4, 2022
Scored 21 runs	vs. UCA, April 5, 2022
Scored 22 runs	vs. Louisiana Tech, Feb. 14, 2004
Scored 23 runs	Never
Scored 24 runs	Missouri Southern, Feb. 11, 1998
Scored 25 runs	Missouri Southern, Feb. 4, 2001
Scored 26 runs	vs. UA Pine Bluff, April 14, 2021
Scored 27 runs	Never
Scored 28 runs	vs. Wisconsin-Milwaukee (2), Feb. 18, 2007
Scored 29 runs	Morningside, April 6, 1968
Scored 30 runs	at South Carolina, March 30, 1997
Scored 32 runs	32 vs. Bucknell, Feb. 17, 2018
Scored 33 runs	33 vs. Southwest Baptist, March 21, 1984
Had 12 hits	at #11 North Carolina (NCAA Super Regional), June 12, 2022
Had 13 hits	vs. Eastern Illinois, Feb. 25, 2023
Had 14 hits	vs. UNLV, March 14, 2023
Had 15 hits	vs. UAPB [DH-1], April 12, 2022
Had 16 hits	vs. #25 Auburn (College World Series), June 21, 2022
Had 17 hits	vs. #16 NC State (NCAA Super Regional), June 11, 2021
Had 18 hits	vs. South Alabama, March 7, 2020
Had 19 hits	vs. UCA, April 5, 2022
Had 20 hits	vs. Dayton, Feb. 28, 2018
Had 21 hits	vs. #2 Stanford (College World Series), June 18, 2022
Had 22 hits	at #6 Vanderbilt, April 14, 2019
Had 23 hits	Centenary, March 31, 1999
Had 24 hits	Georgia, March 17, 2001
Had 25 hits	at Centenary, March 23, 2005
Had 26-29 hits	28 at South Carolina, March 30, 1997
Had 30 hits	vs. Saint Louis, April 7, 2010
Had 31+ hits	32 vs. Southwest Baptist, March 21, 1984
Hit four home runs in a game	4 - Caleb Cali (1), Brady Slavens (1), Peyton Stovall (1), Jared Wegner (1) vs. Wright State, March 3, 2023
Hit five home runs in a game	5 - Jalen Battles (1), Christian Franklin (1), Cullen Smith (1), Cayden Wallace (1), Braydon Webb (1) vs. NJIT (NCAA Regional), June 4, 2021
Hit six home runs in a game	6 - Luke Bonfield (1), Dominic Fletcher (1), Jared Gates (1), Grant Koch (1), Casey Martin (1), Carson Shaddy (1) vs. Bucknell, Feb. 17, 2018
Hit seven home runs in a game	7 - Robert Moore (2), Jalen Battles (1), Chris Lanzilli (1), Brady Slavens (1), Michael Turner (1), Cayden Wallace (1) vs. UCA, April 5, 2022
Hit eight or more home runs in a game	8 - Matt Goodheart (2), Brady Slavens (2), Cullen Smith (2), Charlie Welch (2) vs. UAPB, April 14, 2021
Hit a grand slam in three consecutive games	vs. UIC, March 12-13, 2022, vs. Grambling, March 15, 2022
3 errors in a game	at Texas A&M, April 24, 2022
4 errors in a game	vs. UA Pine Bluff, April 14, 2021
5 errors in a game	vs. South Carolina (SEC Tournament), May 23, 2018
6 errors in a game	vs. Eastern Illinois, March 5, 2016
7 errors in a game	vs. LA Tech, March 20, 2001
Threw back-to-back shutouts	vs. UAPB (15-0, 6-0), April 12, 2022
Most consecutive shutouts thrown	4, vs. Wisconsin, March 15-16, 1980
Was shutout	vs. Ole Miss (College World Series), June 23, 2022
Was shutout in back-to-back games	vs. LSU (7-0, 6-0), April 23-24, 2005
Held to 1 hit	vs. Missouri State, May 17, 2016
Held to 2 hits	vs. #24 Vanderbilt, May 15, 2022
Held to 3 hits	at #19 Auburn, May 7, 2022
Did not strikeout	vs. Eastern Illinois, Feb. 16, 2019
Swept an SEC home weekend series	vs. Auburn, March 17-19, 2023
Swept an SEC road weekend series	at #2 Mississippi State, March 26-28, 2021
Was swept in an SEC home weekend series	vs. Alabama, May 13-15, 2016
Was swept in an SEC road weekend series	at Mississippi State, April 20-21, 2018
Swept a non-conference home weekend series	vs. Louisiana Tech, March 10-12, 2023
Swept a non-conference road weekend series	at Northwestern State, Feb. 16-18, 1996
Was swept in a non-conference home weekend series	vs. Long Beach State, Feb. 25-27, 2000
Was swept in a non-conference road weekend series	at UNLV, March 19-21, 1994
Won an SEC home weekend series	vs. Auburn, March 17-19, 2023
Won an SEC road weekend series	at #19 Auburn, May 6-8, 2022
Lost an SEC home weekend series	vs. #24 Vanderbilt, May 13-15, 2022
Lost an SEC road weekend series	at Alabama, May 19-21, 2022
Won a non-conference home weekend series	vs. Louisiana Tech, March 10-12, 2023
Won a non-conference road weekend series	at Louisiana Tech, March 12-14, 2021
Lost a non-conference home weekend series	vs. South Alabama, Feb. 28-March 1, 2014
Lost a non-conference road weekend series	at Texas A&M, Feb. 27-29, 2004
Lost a midweek game	vs. Missouri State, May 3, 2022
Shut out an opponent at home	vs. Auburn, March 17-19, 2023
Shut out an opponent on the road	at #15 Auburn (8-0), April 6, 2019
Shut out an SEC opponent at home	vs. Auburn, March 17-19, 2023
Shut out an SEC opponent on the road	at #15 Auburn (8-0), April 6, 2019
Shut out by an SEC opponent at home	vs. #24 Vanderbilt (5-0), May 15, 2022

# RECORD RUNDOWN

Overall.....	18-2
vs. top-5 teams.....	0-0
vs. top-10 teams.....	1-0
vs. top-25 teams.....	1-1
vs. unranked teams.....	17-1
At home.....	16-1
On the road.....	0-0
At neutral sites.....	2-1
In day games.....	16-1
In night games.....	2-1
In extra innings.....	1-0
vs. teams over .500.....	8-2
vs. teams .500 or worse.....	9-0
vs. right-handed starter.....	11-2
vs. left-handed starter.....	7-0
When starter receives decision.....	13-0
When reliever receives decision.....	5-2
When starter goes 5+ innings.....	10-1
When starter goes less than 5 innings.....	8-1
When scoring first.....	11-0
When scoring in 1st inning.....	6-1
When opponent scores first.....	7-2
When leading after 6 innings.....	14-1
When trailing after 6 innings.....	1-1
When tied after 6 innings.....	3-0
When leading after 7 innings.....	14-0
When trailing after 7 innings.....	1-2
When tied after 7 innings.....	1-0
When leading after 8 innings.....	15-0
When trailing after 8 innings.....	0-2
When tied after 8 innings.....	0-0
In one-run games.....	2-0
In two-run games.....	2-0
In five-run or more games.....	11-2
In run-rule games.....	3-0
Weekend series W-L-T.....	4-0
Weekend series sweeps/times swept.....	3/0
When scoring 10+ runs.....	8-0
Shutouts/times shut out.....	1/0
When opponent scores 5 runs or less.....	13-0
When opponent scores 6 runs or more.....	5-2
When collecting 0-3 hits.....	0-0
When collecting 4-6 hits.....	0-1
When collecting 7-9 hits.....	9-1
When collecting 10-12 hits.....	4-0
When collecting 13+ hits.....	5-0
When out-hitting opponent.....	14-0
When out-hit by opponent.....	2-2
When hits are equal.....	2-0
When hitting a home run.....	16-2
When opponent hits a home run.....	11-2
When errorless.....	7-1
When committing one error.....	6-0
When committing 2 errors.....	5-1
When committing 3+ errors.....	0-0
When opponent is errorless.....	3-0
vs. SEC opponents.....	3-0
vs. SEC East opponents.....	0-0
vs. SEC West opponents.....	3-0
vs. non-conf. opponents.....	15-2
In midweek games.....	5-0
In rubber matches.....	0-0
Game 1 of weekend series.....	4-0
Game 2 of weekend series.....	4-0
Game 3 of weekend series.....	3-1
Game 4 of weekend series.....	0-0
In February.....	5-2
In March.....	13-0
In April.....	0-0
In May.....	0-0
In June.....	0-0

# MULTI-HIT GAMES

Name	2	3	4	5+	Total
Tavian Josenberger	10	-	-	-	10
Jace Bohrofen	7	2	-	-	9
Brady Slavens	7	-	-	-	7
Jared Wegner	5	2	-	-	7
Peyton Stovall	3	3	-	-	6
Kendall Diggs	2	2	-	-	4
John Bolton	3	-	-	-	3
Caleb Cali	2	-	-	-	2
Parker Rowland	2	-	-	-	2
Harold Coll	-	1	-	-	1
Jayson Jones	1	-	-	-	1
Peyton Holt	1	-	-	-	1
Hunter Grimes	1	-	-	-	1
TEAM	44	10	0	0	54

# CAREER MULTI-HIT GAMES

Name	2019	2020	2021	2022	2023	Total
Brady Slavens	8	-	18	17	7	50
Jared Wegner	8	2	6	16	7	40
Tavian Josenberger	-	-	14	15	10	39
Peyton Stovall	-	-	-	18	6	24
John Bolton	-	-	5	15	3	23
Jace Bohrofen	-	7	-	5	9	21
Cal Kilgore	-	-	-	8	-	8
Hunter Grimes	6	-	-	-	1	7
Kendall Diggs	-	-	-	2	4	6
Parker Rowland	-	-	2	-	2	4
Caleb Cali	-	-	-	-	2	2
Peyton Holt	-	-	-	-	1	1
Jayson Jones	-	-	-	-	1	1
Hudson Polk	-	-	-	1	-	1

# MULTI-RBI GAMES

Name	2	3	4	5+	Total
Jared Wegner	4	5	-	1	10
Kendall Diggs	5	1	2	-	8
Jace Bohrofen	5	1	-	-	6
Brady Slavens	3	1	1	-	5
Tavian Josenberger	4	-	-	-	4
Peyton Stovall	2	1	1	-	4
Caleb Cali	3	-	-	-	3
Parker Rowland	3	-	-	-	3
Harold Coll	1	-	1	-	2
Jayson Jones	1	-	-	-	1
Peyton Holt	1	-	-	-	1
Reese Robinett	1	-	-	-	1
John Bolton	1	-	-	-	1
Ben McLaughlin	1	-	-	-	1
TEAM	35	9	5	1	50

# HITTING STREAKS

Name	Longest	Current
Jared Wegner	13	13
Kendall Diggs	9	9
Jace Bohrofen	8	1
Peyton Stovall	7	2
Tavian Josenberger	6	4
Brady Slavens	6	-
John Bolton	4	-
Hunter Grimes	3	3
Caleb Cali	3	-
Parker Rowland	3	1
Harold Coll	2	2
Jayson Jones	2	2
Peyton Holt	2	2
Reese Robinett	1	1
Ben McLaughlin	1	1
Hudson Polk	1	-
Mason Neville	1	-

# REACHED BASE STREAKS

Name	Longest	Current
John Bolton	18	-
Jace Bohrofen	16	1
Jared Wegner	13	13
Kendall Diggs	12	12
Brady Slavens	12	12
Peyton Stovall	11	11
Caleb Cali	8	-
Tavian Josenberger	6	4
Harold Coll	5	5
Hunter Grimes	4	4
Parker Rowland	4	1
Jayson Jones	4	2
Hudson Polk	4	-
Peyton Holt	2	2
Reese Robinett	1	1
Mason Neville	1	-
Ben McLaughlin	1	1

# CAREER HOME RUNS

Name	Solo	2R	3R	GS	Total
Brady Slavens	15	9	8	1	33
Jared Wegner	11	8	3	1	23
Jace Bohrofen	6	3	1	-	10
Kendall Diggs	3	1	5	-	9
Peyton Stovall	5	4	-	-	9
Tavian Josenberger	3	2	1	-	6
Hunter Grimes	4	-	-	-	4
Caleb Cali	2	-	-	-	2
Jayson Jones	1	1	-	-	2
Hudson Polk	1	1	-	-	2
Parker Rowland	1	1	-	-	2
John Bolton	-	1	-	-	1
Harold Coll	1	-	-	-	1
Peyton Holt	1	-	-	-	1

# HOME RUN BREAKDOWN

Total.....	37
at Baum-Walker Stadium.....	31
on the Road.....	0
Neutral Site.....	6
vs. RHP.....	28
vs. LHP.....	9
w/ 0 Outs.....	10
w/ 1 Out.....	13
w/ 2 Outs.....	14
Solo.....	19
Two-Run.....	11
Three-Run.....	7
Grand Slam.....	0
Leadoff.....	5
Back-To-Back.....	2
Pinch-Hit.....	0
Walk-Off.....	2
Before 7th Inning.....	29
7th Inning and Beyond.....	8
Opponent Total.....	20
Last HR Given Up.....	Solo
Longest Stretch Without HR Allowed.....	2
Current Streak of No HR Allowed.....	1

# COMEBACKS

defined as any win when trailing after an inning

Date / Opponent	Score (Inn.)	Final
Feb. 21 / Grambling	3-6 (4)	W, 9-7
March 1 / Illinois State	3-5 (5)	W, 10-9 (11)
March 5 / Wright State	0-1 (4)	W, 6-2
March 7 / Army	0-4 (5)	W, 7-5
March 12 / Louisiana Tech	1-3 (2)	W, 15-6
March 14 / UNLV	2-4 (3)	W, 13-7
March 17 / Auburn	0-1 (3)	W, 7-2

# BLOWN LEADS

defined as any loss when leading after an inning

Date / Opponent	Score (Inn.)	Final
Feb. 26 / EIU	3-1 (5)	L, 12-3





# ||| HOME RUN CHART

No.	Player	Game	Date	Opponent	Pitcher	On Base	Inning	Outs	Count	Score	Final
1	Jared Wegner (1)	2	Feb. 18	vs. #15 TCU	RHP Cam Brown	3	1st	2	2-1	0-3	L, 18-6
2	Hudson Polk (1)	2	Feb. 18	vs. #15 TCU	RHP Cam Brown	0	2nd	1	3-2	3-4	L, 18-6
3	Kendall Diggs (1) *	2	Feb. 18	vs. #15 TCU	RHP Kole Klecker	0	6th	0	3-2	4-10	L, 18-6
4	Jayson Jones (1)	2	Feb. 18	vs. #15 TCU	RHP Justin Hackett	0	9th	2	0-1	5-18	L, 18-6
5	Jared Wegner (2)	3	Feb. 19	vs. #9 Oklahoma State	RHP Evan O'Toole	1	3rd	2	1-2	8-0	W, 18-1 (7)
6	Tavian Josenberger (1)	3	Feb. 19	vs. #9 Oklahoma State	RHP Gabe Davis	0	5th	2	1-2	10-1	W, 18-1 (7)
7	Kendall Diggs (2) !	5	Feb. 24	Eastern Illinois	RHP Tarron Lawson	2	7th	2	1-0	10-2	W, 13-2 (7)
8	Tavian Josenberger (2)	6	Feb. 25	Eastern Illinois	RHP Tyler Conklin	1	2nd	2	3-1	1-0	W, 10-3
9	Jace Bohrofen (1)	7	Feb. 26	Eastern Illinois	RHP Ty Hampton	0	2nd	1	2-1	0-1	L, 12-3
10	Jared Wegner (3)	8	March 1	Illinois State	RHP Thomas Harper	1	1st	1	1-0	0-1	W, 10-9 (11)
11	Peyton Stovall (1) ^	8	March 1	Illinois State	RHP Erik Kubiatawicz	0	7th	1	2-1	5-5	W, 10-9 (11)
12	Kendall Diggs (3) ^	8	March 1	Illinois State	RHP Erik Kubiatawicz	0	7th	1	1-2	6-5	W, 10-9 (11)
13	Caleb Cali (1) ^	8	March 1	Illinois State	RHP Erik Kubiatawicz	0	7th	1	0-1	7-5	W, 10-9 (11)
14	Caleb Cali (2)	9	March 3	Wright State	RHP Jake Shirk	0	2nd	2	2-0	0-0	W, 12-2 (8)
15	Brady Slavens (1) ^	9	March 3	Wright State	RHP Jake Shirk	2	3rd	2	0-1	1-0	W, 12-2 (8)
16	Peyton Stovall (2) ^	9	March 3	Wright State	RHP Jake Shirk	0	3rd	2	1-2	4-0	W, 12-2 (8)
17	Jared Wegner (4) !	9	March 3	Wright State	RHP Garret Simpson	0	8th	2	2-0	11-2	W, 12-2 (8)
18	Peyton Stovall (3)	10	March 4	Wright State	LHP Sebastian Gongora	0	1st	1	1-1	0-0	W, 12-6
19	Jared Wegner (5)	10	March 4	Wright State	LHP Garrett Peters	1	3rd	0	0-0	7-1	W, 12-6
20	Jayson Jones (2)	10	March 4	Wright State	RHP Ben Vore	1	6th	0	0-0	9-3	W, 12-6
21	Jace Bohrofen (2)	11	March 5	Wright State	RHP Luke Stofel	0	6th	2	1-0	1-1	W, 6-2
22	Parker Rowland (1) *	11	March 5	Wright State	RHP Warren Hartzell	0	7th	0	1-0	2-1	W, 6-2
23	Jared Wegner (6)	12	March 7	Army	LHP Sean Dennehy	2	6th	1	1-2	0-4	W, 7-5
24	Jace Bohrofen (3)	12	March 7	Army	LHP Sean Dennehy	0	6th	2	1-0	3-4	W, 7-5
25	Kendall Diggs (4)	12	March 7	Army	RHP Dom Trippi	2	8th	1	0-0	4-5	W, 7-5
26	Jace Bohrofen (4)	13	March 10	Louisiana Tech	LHP Jonathan Fincher	1	2nd	0	1-0	0-0	W, 7-4
27	Parker Rowland (2)	13	March 10	Louisiana Tech	LHP Jonathan Fincer	1	2nd	1	1-1	2-0	W, 7-4
28	Kendall Diggs (5) *	14	March 11	Louisiana Tech	RHP Rawley Hector	0	2nd	0	3-2	1-0	W, 6-1
29	Peyton Holt (1)	14	March 11	Louisiana Tech	RHP Rawley Hector	0	2nd	0	0-0	2-0	W, 6-1
30	Jace Bohrofen (5) *	14	March 11	Louisiana Tech	RHP Rawley Hector	0	4th	0	1-1	3-0	W, 6-1
31	Jared Wegner (7)	15	March 12	Louisiana Tech	RHP Reed Smith	1	3rd	1	0-0	1-3	W, 15-6
32	Kendall Diggs (6)	15	March 12	Louisiana Tech	RHP Reed Smith	1	3rd	2	0-1	3-3	W, 15-6
33	Harold Coll (1) *	16	March 14	UNLV	RHP Joey Acosta	0	2nd	0	1-0	0-1	W, 13-7
34	Jared Wegner (8)	17	March 15	UNLV	RHP Jordan Hanson	1	5th	1	0-0	1-0	W, 5-2
35	Brady Slavens (2)	18	March 17	Auburn	LHP Tommy Vail	2	4th	0	2-2	0-2	W, 7-2
36	Tavian Josenberger (3)	19	March 18	Auburn	LHP Zach Crotchfelt	1	2nd	1	3-2	3-1	W, 9-3
37	Jared Wegner (9)	20	March 19	Auburn	LHP Konner Copeland	2	3rd	2	2-1	0-0	W, 5-0

\* - indicates leadoff home run / ^ - indicates back-to-back home run / ! - indicates walk-off home run / + - indicates pinch-hit home run

# HOME RUN DATA CHART |||



No.	Player	Game	Date	Opponent	Pitcher	On Base	Distance	Launch Angle	Exit Velocity
1	Jared Wegner (1)	2	Feb. 18	vs. #15 TCU	RHP Cam Brown	3	442 ft	28.2°	112 mph
2	Hudson Polk (1)	2	Feb. 18	vs. #15 TCU	RHP Cam Brown	0	385 ft	--	104 mph
3	Kendall Diggs (1)	2	Feb. 18	vs. #15 TCU	RHP Kole Klecker	0	370 ft	--	108 mph
4	Jayson Jones (1)	2	Feb. 18	vs. #15 TCU	RHP Justin Hackett	0	408 ft	--	--
5	Jared Wegner (2)	3	Feb. 19	vs. #9 Oklahoma State	RHP Evan O'Toole	1	365 ft	--	--
6	Tavian Josenberger (1)	3	Feb. 19	vs. #9 Oklahoma State	RHP Gabe Davis	0	417 ft	--	--
7	Kendall Diggs (2)	5	Feb. 24	Eastern Illinois	RHP Tarron Lawson	2	399 ft	28°	101 mph
8	Tavian Josenberger (2)	6	Feb. 25	Eastern Illinois	RHP Tyler Conklin	1	352 ft	23°	103 mph
9	Jace Bohrofen (1)	7	Feb. 26	Eastern Illinois	RHP Ty Hampton	0	379 ft	34°	106 mph
10	Jared Wegner (3)	8	March 1	Illinois State	RHP Thomas Harper	1	433 ft	28°	108 mph
11	Peyton Stovall (1)	8	March 1	Illinois State	RHP Erik Kubiawicz	0	399 ft	22°	105 mph
12	Kendall Diggs (3)	8	March 1	Illinois State	RHP Erik Kubiawicz	0	376 ft	29°	98 mph
13	Caleb Cali (1)	8	March 3	Illinois State	RHP Erik Kubiawicz	0	370 ft	24°	105 mph
14	Caleb Cali (2)	9	March 3	Wright State	RHP Jake Shirk	0	438 ft	32°	108 mph
15	Brady Slavens (1)	9	March 3	Wright State	RHP Jake Shirk	2	346 ft	35°	93 mph
16	Peyton Stovall (2)	9	March 3	Wright State	RHP Jake Shirk	0	405 ft	28°	100 mph
17	Jared Wegner (4)	9	March 3	Wright State	RHP Jake Shirk	0	395 ft	25°	105 mph
18	Peyton Stovall (3)	10	March 4	Wright State	RHP Garret Simpson	0	383 ft	28°	100 mph
19	Jared Wegner (5)	10	March 4	Wright State	LHP Garrett Peters	1	386 ft	32.5°	100 mph
20	Jayson Jones (2)	10	March 4	Wright State	RHP Ben Vore	1	396 ft	29°	107 mph
21	Jace Bohrofen (2)	11	March 5	Wright State	RHP Luke Stofel	0	381 ft	21°	100 mph
22	Parker Rowland (1)	11	March 5	Wright State	RHP Warren Hartzell	0	405 ft	22.5°	104 mph
23	Jared Wegner (6)	12	March 7	Army	LHP Sean Dennehy	2	427 ft	21°	111 mph
24	Jace Bohrofen (3)	12	March 7	Army	LHP Sean Dennehy	0	383 ft	20°	107 mph
25	Kendall Diggs (4)	12	March 7	Army	RHP Dom Trippi	2	413 ft	25°	106 mph
26	Jace Bohrofen (4)	13	March 10	Louisiana Tech	LHP Jonathan Fincher	1	351 ft	39.5°	103 mph
27	Parker Rowland (2)	13	March 10	Louisiana Tech	LHP Jonathan Fincher	1	404 ft	25.4°	102 mph
28	Kendall Diggs (5)	14	March 11	Louisiana Tech	RHP Rawley Hector	0	382 ft	22°	105 mph
29	Peyton Holt (1)	14	March 11	Louisiana Tech	RHP Rawley Hector	0	403 ft	25.7°	104 mph
30	Jace Bohrofen (5)	14	March 11	Louisiana Tech	RHP Rawley Hector	0	343 ft	24.4°	99 mph
31	Jared Wegner (7)	15	March 12	Louisiana Tech	RHP Reed Smith	1	372 ft	36.9°	100 mph
32	Kendall Diggs (6)	15	March 12	Louisiana Tech	RHP Reed Smith	1	344 ft	33°	96 mph
33	Harold Coll (1) *	16	March 14	UNLV	RHP Joey Acosta	0	346 ft	26.1°	94 mph
34	Jared Wegner (8)	17	March 15	UNLV	RHP Jordan Hanson	1	396 ft	23.6°	103 mph
35	Brady Slavens (2)	18	March 17	Auburn	LHP Tommy Vail	2	399 ft	40.9°	102 mph
36	Tavian Josenberger (3)	19	March 18	Auburn	LHP Zach Crotchfelt	1	358 ft	27.2°	99 mph
37	Jared Wegner (9)	20	March 19	Auburn	LHP Konner Copeland	2	470 ft	24.6°	111 mph



# ||| TEAM PITCHING GAME-BY-GAME

## STARTERS GAME-BY-GAME

Opponent	W-L	IP	H	R	ER	BB	K
vs. Texas	--	5.0	1	0	0	2	8
vs. #15 TCU	--	1.1	5	4	4	1	0
vs. #9 OSU	W	4.0	3	1	1	2	5
Grambling	--	2.0	2	2	2	2	3
Eastern Illinois	W	4.2	3	0	0	3	6
Eastern Illinois	W	4.2	2	1	1	2	4
Eastern Illinois	--	5.2	6	2	2	2	4
Illinois State	--	1.0	5	2	2	1	1
Wright State	W	4.2	3	1	1	5	7
Wright State	W	5.0	8	3	2	3	6
Wright State	W	6.0	5	1	1	2	5
Army	--	3.2	6	3	3	1	3
Louisiana Tech	W	5.0	4	2	2	4	7
Louisiana Tech	W	9.0	3	1	0	1	6
Louisiana Tech	W	5.0	2	3	1	0	7
UNLV	--	2.1	4	4	4	1	4
UNLV	W	5.0	6	0	0	1	3
Auburn	W	6.0	6	2	2	3	3
Auburn	W	6.0	5	3	3	2	6
Auburn	W	6.0	1	0	0	1	6

## BULLPEN GAME-BY-GAME

Opponent	W-L	IP	H	R	ER	BB	K
vs. Texas	W	4.0	4	2	2	0	5
vs. #15 TCU	L	7.2	14	14	14	10	7
vs. #9 OSU	--	3.0	1	0	0	0	5
Grambling	W	7.0	11	5	5	3	9
Eastern Illinois	--	2.1	3	2	2	0	4
Eastern Illinois	--	4.1	5	2	2	1	4
Eastern Illinois	L	3.1	8	10	8	4	3
Illinois State	W	10.0	8	7	6	2	8
Wright State	--	3.1	6	1	1	1	4
Wright State	--	4.0	2	3	3	3	3
Wright State	--	3.0	3	1	1	0	1
Army	W	5.1	6	2	2	1	3
Louisiana Tech	--	4.0	4	2	2	1	4
Louisiana Tech	--	--	--	--	--	--	--
Louisiana Tech	--	4.0	3	3	2	2	6
UNLV	W	6.2	6	3	3	3	7
UNLV	--	4.0	1	2	0	2	4
Auburn	--	3.0	0	0	0	2	5
Auburn	--	3.0	1	0	0	0	3
Auburn	--	3.0	2	0	0	1	1

## TEAM RECORD PER STARTER

Pitcher (Total Starts)	Record
Hunter Hollan (5)	4-1
Will McEntire (5)	4-1
Hagen Smith (4)	4-0
Ben Bybee (2)	2-0
Parker Coil (2)	2-0
Cody Adcock (1)	1-0
Zack Morris (1)	1-0

## QUALITY STARTS

Pitcher (Total Starts)	QS	Record
Hunter Hollan (5)	2	2-0
Will McEntire (5)	2	2-0
Cody Adcock (1)	1	1-0
Hagen Smith (4)	0	0-0
Ben Bybee (2)	0	0-0
Parker Coil (2)	0	0-0
Zack Morris (1)	0	0-0

## RUN SUPPORT

Pitcher (Total Starts)	Runs	Per Start
Parker Coil (2)	20	10.0
Zack Morris (1)	10	10.0
Hunter Hollan (5)	49	9.8
Hagen Smith (4)	35	8.8
Will McEntire (5)	43	8.6
Ben Bybee (2)	14	7.0
Cody Adcock (1)	5	5.0





## STARTER STATISTICS

Player	era	w-l	app	gs	cg	sho	sv	ip	h	r	er	bb	so	2b	3b	hr	b/avg	wp	hp	bks	sfa	sha
Cody Adcock	0.00	1-0	1	1	0	0/1	0	6.0	1	0	0	1	6	0	0	0	.056	0	0	0	0	0
Hagen Smith	1.40	3-0	4	4	0	0/0	0	19.1	11	3	3	14	28	2	0	1	.167	1	0	0	0	1
Hunter Hollan	2.36	4-0	5	5	0	0/0	0	26.2	22	9	7	9	24	3	0	2	.232	1	5	0	3	0
Ben Bybee	2.57	1-0	2	2	0	0/0	0	7.0	8	2	2	3	6	2	0	1	.286	0	1	0	0	0
Will McEntire	3.46	4-0	5	5	1	0/0	0	26.0	23	12	10	9	22	3	0	5	.232	0	1	0	0	0
Parker Coil	10.50	0-0	2	2	0	0/0	0	6.0	10	7	7	2	7	2	0	1	.357	3	0	0	0	0
Zack Morris	18.00	0-0	1	1	0	0/0	0	1.0	5	2	2	1	1	2	0	0	.625	0	0	0	0	0
Totals	3.03	13-0	20	20	1	1/1	0	92.0	80	35	31	39	94	14	0	10	.234	5	7	0	3	1
Opponents	8.22	1-13	20	20	0	0/0	0	73.1	82	73	67	42	56	17	2	22	.284	5	12	2	1	0

## RELIEVER STATISTICS

Player	era	w-l	app	gs	cg	sho	sv	ip	h	r	er	bb	so	2b	3b	hr	b/avg	wp	hp	bks	sfa	sha
Hagen Smith	0.00	0-0	2	0	0	0/1	1	3.2	0	0	0	2	6	0	0	0	.000	0	0	0	0	0
Christian Foutch	0.00	0-0	1	0	0	0/0	0	1.0	0	0	0	1	1	0	0	0	.000	0	0	0	0	0
Ben Bybee	0.00	0-0	2	0	0	0/0	0	0.2	1	0	0	0	1	0	1	0	.333	0	1	0	0	0
Sean Fitzpatrick	0.00	0-0	1	0	0	0/0	0	0.1	2	0	0	0	1	1	0	0	.667	1	0	0	0	0
Dylan Carter	2.55	3-0	8	0	0	0/0	2	17.2	14	5	5	3	14	2	0	0	.219	1	2	0	2	0
Koty Frank	3.09	0-0	6	0	0	0/0	0	11.2	9	4	4	1	9	0	0	2	.214	1	0	0	0	1
Gage Wood	3.38	0-0	8	0	0	0/1	0	5.1	2	2	2	7	10	0	0	0	.118	2	2	0	0	0
Brady Tygart	5.68	1-0	4	0	0	0/0	1	6.1	6	5	4	1	10	0	0	2	.231	0	1	0	0	0
Parker Coil	6.00	0-0	3	0	0	0/0	0	3.0	6	3	2	4	1	0	0	1	.500	0	0	0	2	0
Austin Ledbetter	7.15	0-0	6	0	0	0/1	0	11.1	14	9	9	2	9	2	0	0	.311	1	2	0	2	0
Cody Adcock	7.82	1-1	9	0	0	0/0	1	12.2	17	12	11	4	14	2	0	5	.315	0	1	0	1	1
Zack Morris	8.64	0-1	4	0	0	0/0	1	8.1	11	11	8	3	6	0	0	0	.306	0	0	1	0	3
Will McEntire	13.50	0-0	1	0	0	0/0	0	0.2	4	1	1	1	0	0	0	0	.800	0	0	0	0	0
Cooper Dossett	21.60	0-0	2	0	0	0/0	0	1.2	2	4	4	4	3	0	0	0	.286	0	1	0	0	0
Jake Faherty	40.50	0-0	1	0	0	0/0	0	0.2	0	3	3	3	1	0	0	0	.000	0	0	2	0	0
Totals	5.61	5-2	20	0	0	1/1	6	85.0	88	59	53	36	86	7	1	10	.267	6	10	3	7	5
Opponents	9.00	1-5	20	0	0	0/0	0	89.0	120	103	89	71	88	24	2	15	.324	16	14	3	12	1



# ||| GAME-BY-GAME BATTING ORDER

**RECORD:** 18-2 • **HOME:** 16-1 • **AWAY:** 0-0 • **NEUTRAL:** 2-1 • **SEC:** 3-0

Date	Opponent	1	2	3	4	5	6	7	8	9
Feb. 17	vs. Texas	Josenberger	Stovall	Cali	Slavens	Wegner	Bohrofen	Diggs	Polk	Bolton
Feb. 18	vs. #15 TCU	Josenberger	Stovall	Cali	Slavens	Wegner	Bohrofen	Diggs	Polk	Bolton
Feb. 19	vs. #9 Oklahoma State	Josenberger	Stovall	Wegner	Slavens	Diggs	Bohrofen	Jones	Rowland	Bolton
Feb. 21	Grambling	Josenberger	Stovall	Wegner	Slavens	Siggs	Bohrofen	Jones	Rowland	Bolton
Feb. 24	Eastern Illinois	Josenberger	Diggs	Wegner	Slavens	Bohrofen	McLaughlin	Holt	Polk	Bolton
Feb. 25	Eastern Illinois	Josenberger	Stovall	Wegner	Slavens	Bohrofen	Diggs	Cali	Rowland	Bolton
Feb. 26	Eastern Illinois	Josenberger	Stovall	Wegner	Slavens	Bohrofen	Robinet	Polk	Neville	Bolton
March 1	Illinois State	Josenberger	Bohrofen	Wegner	Slavens	Stovall	Diggs	Cali	Rowland	Bolton
March 3	Wright State	Josenberger	Bohrofen	Wegner	Slavens	Stovall	Diggs	Cali	Rowland	Coll
March 4	Wright State	Josenberger	Stovall	Wegner	Slavens	Cali	Bohrofen	Jones	Polk	Bolton
March 5	Wright State	Josenberger	Stovall	Wegner	Slavens	Bohrofen	Diggs	Cali	Rowland	Bolton
March 7	Army	Josenberger	Stovall	Wegner	Slavens	Bohrofen	Diggs	Cali	Polk	Bolton
March 10	Louisiana Tech	Josenberger	Stovall	Wegner	Slavens	Bohrofen	Cali	Diggs	Rowland	Bolton
March 11	Louisiana Tech	Josenberger	Stovall	Wegner	Slavens	Bohrofen	Diggs	Holt	Polk	Bolton
March 12	Louisiana Tech	Josenberger	Stovall	Wegner	Slavens	Bohrofen	Diggs	Holt	Rowland	Bolton
March 14	UNLV	Diggs	Wegner	Bohrofen	Jones	Robinet	Coll	Neville	Polk	Bolton
March 15	UNLV	Josenberger	Wegner	Slavens	Bohrofen	Diggs	Coll	Rowland	Jones	Bolton
March 17	Auburn	Josenberger	Stovall	Wegner	Slavens	Bohrofen	Diggs	Coll	Rowland	Bolton
March 18	Auburn	Josenberger	Stovall	Wegner	Slavens	Bohrofen	Diggs	Coll	Polk	Bolton
March 19	Auburn	Josenberger	Stovall	Wegner	Slavens	Bohrofen	Diggs	Coll	Rowland	Bolton



RECORD: 18-2 • HOME: 16-1 • AWAY: 0-0 • NEUTRAL: 2-1 • SEC: 3-0

Date	Opponent	C	1B	2B	3B	SS	LF	CF	RF	DH
Feb. 17	vs. Texas	Polk	Slavens	Stovall	Cali	Bolton	Wegner	Josenberger	Bohrofen	Diggs
Feb. 18	vs. #15 TCU	Polk	Slavens	Stovall	Cali	Bolton	Wegner	Josenberger	Bohrofen	Diggs
Feb. 19	vs. #9 Oklahoma State	Rowland	Slavens	Stovall	Jones	Bolton	Wegner	Josenberger	Bohrofen	Diggs
Feb. 21	Grambling	Rowland	Slavens	Stovall	Jones	Bolton	Wegner	Josenberger	Bohrofen	Diggs
Feb. 24	Eastern Illinois	Polk	McLaughlin	Holt	Slavens	Bolton	Wegner	Josenberger	Bohrofen	Diggs
Feb. 25	Eastern Illinois	Rowland	Slavens	Stovall	Cali	Bolton	Wegner	Josenberger	Bohrofen	Diggs
Feb. 26	Eastern Illinois	Polk	Slavens	Stovall	Robinett	Bolton	Wegner	Josenberger	Bohrofen	Neville
March 1	Illinois State	Rowland	Slavens	Stovall	Cali	Bolton	Wegner	Josenberger	Bohrofen	Diggs
March 3	Wright State	Rowland	Slavens	Stovall	Cali	Coll	Wegner	Josenberger	Bohrofen	Diggs
March 4	Wright State	Polk	Slavens	Stovall	Cali	Bolton	Wegner	Josenberger	Bohrofen	Jones
March 5	Wright State	Rowland	Slavens	Stovall	Cali	Bolton	Wegner	Josenberger	Bohrofen	Diggs
March 7	Army	Polk	Slavens	Stovall	Cali	Bolton	Wegner	Josenberger	Bohrofen	Diggs
March 10	Louisiana Tech	Rowland	Slavens	Stovall	Cali	Bolton	Wegner	Josenberger	Bohrofen	Diggs
March 11	Louisiana Tech	Polk	Slavens	Stovall	Holt	Bolton	Wegner	Josenberger	Bohrofen	Diggs
March 12	Louisiana Tech	Rowland	Slavens	Stovall	Holt	Bolton	Wegner	Josenberger	Bohrofen	Diggs
March 14	UNLV	Polk	Robinett	Coll	Jones	Bolton	Neville	Wegner	Bohrofen	Diggs
March 15	UNLV	Rowland	Slavens	Jones	Coll	Bolton	Wegner	Josenberger	Diggs	Bohrofen
March 17	Auburn	Rowland	Slavens	Stovall	Coll	Bolton	Wegner	Josenberger	Bohrofen	Diggs
March 18	Auburn	Polk	Slavens	Stovall	Coll	Bolton	Wegner	Josenberger	Bohrofen	Diggs
March 19	Auburn	Rowland	Slavens	Stovall	Coll	Bolton	Wegner	Josenberger	Bohrofen	Diggs





# ||| GAME-BY-GAME HITTING

**RECORD:** 18-2 • **HOME:** 16-1 • **AWAY:** 0-0 • **NEUTRAL:** 2-1 • **SEC:** 3-0

Date	Opponent	AB	R	H	RBI	2B	3B	HR	BB	IBB	SB	CS	HBP	SAC	SF	GDP	K	PO	A	E	Avg
Feb. 17	vs. Texas	34	3	8	3	2	0	0	4	0	0	0	1	0	0	2	12	27	11	1	.235
Feb. 18	vs. #15 TCU	37	6	9	6	2	0	4	2	0	0	0	0	0	0	0	11	27	11	0	.239
Feb. 19	vs. #9 Oklahoma State	32	18	14	17	2	1	2	10	0	0	0	3	0	3	0	9	21	5	0	.301
Feb. 21	Grambling	26	9	9	9	3	0	0	7	0	4	0	2	0	4	1	5	27	9	2	.310
Feb. 24	Eastern Illinois	31	13	11	9	0	0	1	5	0	3	0	2	0	0	2	5	21	5	0	.319
Feb. 25	Eastern Illinois	37	10	13	10	4	0	1	7	1	1	0	1	0	0	0	6	27	7	0	.325
Feb. 26	Eastern Illinois	32	3	4	3	1	0	1	1	0	0	0	0	0	0	0	6	27	7	2	.297
March 1	Illinois State	44	10	14	10	4	0	4	5	0	3	1	2	0	0	0	6	33	14	2	.300
March 3	Wright State	32	12	9	12	2	0	4	6	0	2	0	1	0	0	0	7	24	10	0	.298
March 4	Wright State	35	12	14	12	3	0	3	9	0	1	1	2	0	1	1	5	27	7	1	.309
March 5	Wright State	34	6	11	6	1	0	2	5	0	2	1	0	0	0	2	8	27	11	1	.310
March 7	Army	29	7	8	7	0	0	3	4	0	0	0	2	0	0	3	5	27	12	1	.308
March 10	Louisiana Tech	30	7	11	7	0	0	2	9	0	0	2	2	1	2	1	5	27	10	0	.312
March 11	Louisiana Tech	31	6	9	6	2	1	3	3	0	0	1	0	0	0	1	5	27	3	1	.310
March 12	Louisiana Tech	35	15	11	14	2	1	2	12	0	0	0	1	0	1	0	4	27	6	2	.311
March 14	UNLV	37	13	14	12	4	1	1	7	0	1	1	1	0	0	0	14	27	5	2	.315
March 15	UNLV	31	5	7	5	3	0	1	4	0	0	0	1	0	0	1	3	27	8	2	.310
March 17	Auburn	31	7	8	7	1	0	1	7	0	1	0	1	0	1	0	11	27	9	0	.308
March 18	Auburn	33	9	9	9	3	0	1	3	0	0	0	1	0	1	0	9	27	12	1	.306
March 19	Auburn	28	5	9	5	2	0	1	3	0	0	1	3	0	0	2	8	27	7	0	.307
	<b>Totals</b>	<b>659</b>	<b>176</b>	<b>202</b>	<b>169</b>	<b>41</b>	<b>4</b>	<b>37</b>	<b>113</b>	<b>1</b>	<b>18</b>	<b>8</b>	<b>26</b>	<b>1</b>	<b>13</b>	<b>16</b>	<b>144</b>	<b>531</b>	<b>169</b>	<b>18</b>	<b>.307</b>



RECORD: 18-2 • HOME: 16-1 • AWAY: 0-0 • NEUTRAL: 2-1 • SEC: 3-0

Date	Opponent	IP	H	R	ER	BB	SO	2B	3B	HR	WP	BK	HBP	DP	IBB	Score	W	L	SV	ERA
Feb. 17	vs. Texas	9.0	5	2	2	2	13	1	0	1	1	0	0	2	0	3-2	1	0	1	2.00
Feb. 18	vs. #15 TCU	9.0	19	18	18	11	7	3	0	1	1	0	3	0	0	6-18	1	1	1	10.00
Feb. 19	vs. #9 Oklahoma State	7.0	4	1	1	2	10	1	0	0	0	0	1	0	0	18-1	2	1	1	7.56
Feb. 21	Grambling	9.0	13	7	7	5	12	0	0	1	0	1	0	1	0	9-7	3	1	1	7.41
Feb. 24	Eastern Illinois	7.0	6	2	2	3	10	2	0	0	0	0	2	0	0	13-2	4	1	1	6.59
Feb. 25	Eastern Illinois	9.0	7	3	3	3	8	0	0	2	0	0	0	0	0	10-3	5	1	1	5.94
Feb. 26	Eastern Illinois	9.0	14	12	10	6	7	2	0	3	2	0	0	1	0	3-12	5	2	1	6.56
March 1	Illinois State	11.0	13	9	8	3	9	2	0	3	0	0	1	0	0	10-9	6	2	1	6.56
March 3	Wright State	8.0	9	2	2	6	11	0	0	1	1	0	0	0	0	12-2	7	2	1	6.12
March 4	Wright State	9.0	10	6	5	6	9	2	1	2	0	2	0	1	0	12-6	8	2	1	6.00
March 5	Wright State	9.0	8	2	2	2	6	1	0	0	0	0	1	1	0	6-2	9	2	2	5.62
March 7	Army	9.0	12	5	5	2	6	1	0	1	2	0	0	1	0	7-5	10	2	2	5.57
March 10	Louisiana Tech	9.0	8	4	4	5	11	1	0	1	0	0	0	2	0	7-4	11	2	3	5.45
March 11	Louisiana Tech	9.0	3	1	0	1	6	0	0	0	0	0	0	0	0	6-1	12	2	3	5.05
March 12	Louisiana Tech	9.0	5	6	3	2	13	0	0	1	1	0	3	2	0	15-6	13	2	3	4.91
March 14	UNLV	9.0	10	7	7	4	11	2	0	0	2	0	0	1	0	13-7	14	2	3	5.04
March 15	UNLV	9.0	7	2	0	3	7	2	0	0	0	0	1	1	0	5-2	15	2	4	4.74
March 17	Auburn	9.0	6	2	2	5	8	0	0	1	0	0	1	1	0	7-2	16	2	5	4.58
March 18	Auburn	9.0	6	3	3	2	9	1	0	2	0	0	2	1	0	9-3	17	2	6	4.50
March 19	Auburn	9.0	3	0	0	2	7	0	0	0	1	0	2	1	0	5-0	18	2	6	4.27
	<b>Totals</b>	<b>177.0</b>	<b>168</b>	<b>94</b>	<b>84</b>	<b>75</b>	<b>180</b>	<b>21</b>	<b>1</b>	<b>20</b>	<b>11</b>	<b>3</b>	<b>17</b>	<b>17</b>	<b>0</b>	<b>176-94</b>	<b>18</b>	<b>2</b>	<b>6</b>	<b>4.27</b>



## 1 HAROLD COLL

### SEASON HIGHS

Category	High	Opponent (Last)	Date
Hits	3	UNLV	3/14/23
Runs	2	UNLV	3/14/23
Doubles	2	UNLV	3/14/23
Triples	--	--	--
Home Runs	1	UNLV	3/14/23
RBI	4	UNLV	3/14/23
Walks	2	Auburn	3/17/23
Stolen Bases	1	UNLV	3/14/23

### CAREER HIGHS

Category	High	Opponent (Last)	Date
Hits	3	UNLV	3/14/23
Runs	2	UNLV	3/14/23
Doubles	2	UNLV	3/14/23
Triples	--	--	--
Home Runs	1	UNLV	3/14/23
RBI	4	UNLV	3/14/23
Walks	2	Auburn	3/17/23
Stolen Bases	1	UNLV	3/14/23



## 3 ISAAC WEBB

### SEASON HIGHS

Category	High	Opponent (Last)	Date
Hits	--	--	--
Runs	--	--	--
Doubles	--	--	--
Triples	--	--	--
Home Runs	--	--	--
RBI	--	--	--
Walks	--	--	--
Stolen Bases	--	--	--

### CAREER HIGHS

Category	High	Opponent (Last)	Date
Hits	--	--	--
Runs	--	--	--
Doubles	--	--	--
Triples	--	--	--
Home Runs	--	--	--
RBI	--	--	--
Walks	--	--	--
Stolen Bases	--	--	--



## 5 KENDALL DIGGS

### SEASON HIGHS

Category	High	Opponent (Last)	Date
Hits	3	2x (UNLV)	3/14/23
Runs	3	UNLV	3/14/23
Doubles	2	2x (Auburn)	3/18/23
Triples	--	--	--
Home Runs	1	6x (Louisiana Tech)	3/12/23
RBI	4	2x (Auburn)	3/18/23
Walks	2	3x (UNLV)	3/14/23
Stolen Bases	--	--	--

### CAREER HIGHS

Category	High	Opponent (Last)	Date
Hits	3	3x (UNLV)	3/14/23
Runs	3	UNLV	3/14/23
Doubles	2	2x (Auburn)	3/18/23
Triples	--	--	--
Home Runs	1	8x (Louisiana Tech)	3/11/23
RBI	4	3x (Auburn)	3/18/23
Walks	2	7x (UNLV)	3/14/23
Stolen Bases	1	at Mizzou	3/27/22



## 6 CALEB CALI

### SEASON HIGHS

Category	High	Opponent (Last)	Date
Hits	2	2x (Wright State)	3/4/23
Runs	1	5x (Wright State)	3/5/23
Doubles	1	Wright State	3/3/23
Triples	--	--	--
Home Runs	1	2x (Wright State)	3/3/23
RBI	2	3x (Wright State)	3/4/23
Walks	1	7x (Louisiana Tech)	3/10/23
Stolen Bases	--	--	--

### CAREER HIGHS

Category	High	Opponent (Last)	Date
Hits	2	2x (Wright State)	3/4/23
Runs	1	5x (Wright State)	3/5/23
Doubles	1	Wright State	3/3/23
Triples	--	--	--
Home Runs	1	2x (Wright State)	3/3/23
RBI	2	3x (Wright State)	3/4/23
Walks	1	7x (Louisiana Tech)	3/10/23
Stolen Bases	--	--	--





## 8 JACE BOHROFEN

### SEASON HIGHS

Category	High	Opponent (Last)	Date
Hits	3	2x (Wright State)	3/5/23
Runs	2	5x (UNLV)	3/14/23
Doubles	2	Eastern Illinois	2/25/23
Triples	--	--	--
Home Runs	1	5x (Louisiana Tech)	3/11/23
RBI	3	Wright State	3/5/23
Walks	2	Eastern Illinois	2/24/23
Stolen Bases	2	Eastern Illinois	2/24/23

### CAREER HIGHS

Category	High	Opponent (Last)	Date
Hits	3	5x (Wright State)	3/5/23
Runs	3	Arkansas State	4/20/22
Doubles	2	3x (Eastern Illinois)	2/25/23
Triples	1	4x (Southeastern)	3/5/22
Home Runs	2	UCA	4/5/22
RBI	6	UT Arlington	3/9/21
Walks	3	at #11 Oklahoma State	3/30/21
Stolen Bases	2	Eastern Illinois	2/24/23



## 10 PEYTON STOVALL

### SEASON HIGHS

Category	High	Opponent (Last)	Date
Hits	3	3x (Louisiana Tech)	3/11/23
Runs	3	2x (Wright State)	3/4/23
Doubles	1	3x (Louisiana Tech)	3/11/23
Triples	1	Louisiana Tech	3/11/23
Home Runs	1	3x (Wright State)	3/4/23
RBI	4	Wright State	3/3/23
Walks	2	vs. #9 Oklahoma State	2/19/23
Stolen Bases	2	Grambling	2/21/23

### CAREER HIGHS

Category	High	Opponent (Last)	Date
Hits	5	vs. #25 Auburn	6/21/22
Runs	4	UCA	4/5/22
Doubles	2	at Texas A&M	4/24/22
Triples	1	Louisiana Tech	3/11/23
Home Runs	1	9x (Wright State)	3/4/23
RBI	4	vs. #2 Stanford	6/18/22
Walks	2	3x (vs. #9 Oklahoma State)	2/19/23
Stolen Bases	2	Grambling	2/21/23



## 9 JOHN BOLTON

### SEASON HIGHS

Category	High	Opponent (Last)	Date
Hits	2	3x (Louisiana Tech)	3/12/23
Runs	3	Louisiana Tech	3/12/23
Doubles	1	3x (Auburn)	3/17/23
Triples	--	--	--
Home Runs	--	--	--
RBI	2	vs. #9 Oklahoma State	2/19/23
Walks	2	Louisiana Tech	3/10/23
Stolen Bases	1	Wright State	3/5/23

### CAREER HIGHS

Category	High	Opponent (Last)	Date
Hits	2	23x (Louisiana Tech)	3/12/23
Runs	4	Bellarmine	3/1/22
Doubles	2	Murray State	5/6/22
Triples	--	--	--
Home Runs	1	Morehead State	5/21/22
RBI	2	6x (vs. #9 Oklahoma State)	2/19/23
Walks	4	Bellarmine	3/1/22
Stolen Bases	2	3x (Murray State)	5/8/22




## 11 JARED WEGNER

### SEASON HIGHS

Category	High	Opponent (Last)	Date
Hits	3	2x (Illinois State)	3/1/23
Runs	3	3x (Wright State)	3/4/23
Doubles	1	2x (Eastern Illinois)	2/25/23
Triples	2	vs. #9 Oklahoma State	2/19/23
Home Runs	1	9x (Auburn)	3/19/23
RBI	5	vs. #9 Oklahoma State	2/19/23
Walks	5	Louisiana Tech	3/12/23
Stolen Bases	1	3x (Wright State)	3/3/23

### CAREER HIGHS

Category	High	Opponent (Last)	Date
Hits	4	2x (Seton Hall)	4/23/22
Runs	3	7x (Wright State)	3/4/23
Doubles	2	2x (Butler)	5/14/22
Triples	1	4x (vs. #9 Oklahoma State)	2/19/23
Home Runs	2	The Citadel	4/2/22
RBI	7	Seton Hall	4/23/22
Walks	5	Louisiana Tech	3/12/23
Stolen Bases	2	St. Thomas	3/6/22



**12 TAVIAN JOSENBARGER**

### SEASON HIGHS

Category	High	Opponent (Last)	Date
Hits	2	10x (Auburn)	3/19/23
Runs	2	6x (Auburn)	3/18/23
Doubles	1	5x (Auburn)	3/19/23
Triples	--	--	--
Home Runs	1	3x (Auburn)	3/18/23
RBI	2	4x (Auburn)	3/18/23
Walks	3	Louisiana Tech	3/12/23
Stolen Bases	2	2x (Army)	3/7/23

### CAREER HIGHS

Category	High	Opponent (Last)	Date
Hits	6	at Oklahoma	4/10/21
Runs	3	5x (Texas Southern)	4/20/22
Doubles	1	26x (Auburn)	3/19/23
Triples	1	6x (Omaha)	4/12/22
Home Runs	2	at Charleston Southern	3/9/22
RBI	4	at Charleston Southern	3/9/22
Walks	3	2x (Louisiana Tech)	3/12/23
Stolen Bases	2	4x (Illinois State)	3/1/23




**15 BEN McLAUGHLIN**

### SEASON HIGHS

Category	High	Opponent (Last)	Date
Hits	1	Eastern Illinois	2/25/23
Runs	--	--	--
Doubles	--	--	--
Triples	--	--	--
Home Runs	--	--	--
RBI	2	Eastern Illinois	2/25/23
Walks	1	Eastern Illinois	2/25/23
Stolen Bases	--	--	--

### CAREER HIGHS

Category	High	Opponent (Last)	Date
Hits	1	Eastern Illinois	2/25/23
Runs	--	--	--
Doubles	--	--	--
Triples	--	--	--
Home Runs	--	--	--
RBI	2	Eastern Illinois	2/25/23
Walks	1	Eastern Illinois	2/25/23
Stolen Bases	--	--	--



**13 JAYSON JONES**

### SEASON HIGHS

Category	High	Opponent (Last)	Date
Hits	2	Wright State	3/4/23
Runs	2	2x (UNLV)	3/14/23
Doubles	1	UNLV	3/15/23
Triples	--	--	--
Home Runs	1	2x (Wright State)	3/4/23
RBI	2	Wright State	3/4/23
Walks	3	2x (UNLV)	3/14/23
Stolen Bases	1	Grambling	2/21/23

### CAREER HIGHS

Category	High	Opponent (Last)	Date
Hits	2	Wright State	3/4/23
Runs	2	2x (UNLV)	3/14/23
Doubles	1	Wright State	3/4/23
Triples	--	--	--
Home Runs	1	2x (Wright State)	3/4/23
RBI	2	Wright State	3/4/23
Walks	3	2x (UNLV)	3/14/23
Stolen Bases	1	Grambling	2/21/23



**16 HUDSON POLK**

### SEASON HIGHS

Category	High	Opponent (Last)	Date
Hits	1	2x (UNLV)	3/14/23
Runs	2	Eastern Illinois	2/24/23
Doubles	--	--	--
Triples	--	--	--
Home Runs	1	vs. #15 TCU	2/18/23
RBI	1	2x (Wright State)	3/4/23
Walks	1	4x (Louisiana Tech)	3/11/23
Stolen Bases	--	--	--

### CAREER HIGHS

Category	High	Opponent (Last)	Date
Hits	3	Pacific	4/16/22
Runs	2	Eastern Illinois	2/24/23
Doubles	1	2x (at Kansas)	4/24/22
Triples	1	Pacific	4/16/22
Home Runs	1	2x (vs. #15 TCU)	2/18/23
RBI	2	3x (at Kansas)	4/24/22
Walks	2	2x (at Oral Roberts)	4/26/22
Stolen Bases	1	UTSA	3/13/22



## 17 BRADY SLAVENS

### SEASON HIGHS

Category	High	Opponent (Last)	Date
Hits	2	7x (Louisiana Tech)	3/12/23
Runs	3	Wright State	3/3/23
Doubles	1	8x (Auburn)	3/18/23
Triples	--	--	--
Home Runs	1	2x (Auburn)	3/17/23
RBI	4	Wright State	3/3/23
Walks	1	8x (Auburn)	3/19/23
Stolen Bases	1	Wright State	3/4/23

### CAREER HIGHS

Category	High	Opponent (Last)	Date
Hits	4	2x (Arkansas State)	4/19/22
Runs	3	4x (Arkansas State)	4/19/22
Doubles	2	at Louisiana Tech	3/13/21
Triples	1	6x (UAPB)	4/12/21
Home Runs	2	5x (#24 Vanderbilt)	5/13/22
RBI	6	UAPB	4/12/22
Walks	2	12x (at #6 Oklahoma State)	6/5/22
Stolen Bases	2	Rhode Island	3/17/19



## 18 REESE ROBINETT

### SEASON HIGHS

Category	High	Opponent (Last)	Date
Hits	1	2x (UNLV)	3/14/23
Runs	1	vs. #9 Oklahoma State	2/19/23
Doubles	--	--	--
Triples	--	--	--
Home Runs	--	--	--
RBI	2	UNLV	3/14/23
Walks	--	--	--
Stolen Bases	--	--	--

### CAREER HIGHS

Category	High	Opponent (Last)	Date
Hits	1	2x (UNLV)	3/14/23
Runs	1	vs. #9 Oklahoma State	2/19/23
Doubles	--	--	--
Triples	--	--	--
Home Runs	--	--	--
RBI	2	UNLV	3/14/23
Walks	--	--	--
Stolen Bases	--	--	--



## 21 HUNTER GRIMES

### SEASON HIGHS

Category	High	Opponent (Last)	Date
Hits	2	UNLV	3/14/23
Runs	2	UNLV	3/14/23
Doubles	--	--	--
Triples	1	UNLV	3/14/23
Home Runs	--	--	--
RBI	1	2x (Auburn)	3/18/23
Walks	1	Wright State	3/4/23
Stolen Bases	--	--	--

### CAREER HIGHS

Category	High	Opponent (Last)	Date
Hits	4	vs. Western Kentucky	5/24/19
Runs	4	vs. Western Kentucky	5/24/19
Doubles	1	2x (vs. Western Kentucky)	5/24/19
Triples	1	UNLV	3/14/23
Home Runs	2	at Louisiana Tech	4/5/19
RBI	3	Lamar	4/9/19
Walks	1	5x (Wright State)	3/4/23
Stolen Bases	--	--	--



## 24 PEYTON HOLT

### SEASON HIGHS

Category	High	Opponent (Last)	Date
Hits	2	Eastern Illinois	2/24/23
Runs	1	3x (Louisiana Tech)	3/12/23
Doubles	--	--	--
Triples	1	Louisiana Tech	3/12/23
Home Runs	1	Louisiana Tech	3/11/23
RBI	2	Eastern Illinois	2/24/23
Walks	--	--	--
Stolen Bases	--	--	--

### CAREER HIGHS

Category	High	Opponent (Last)	Date
Hits	2	Eastern Illinois	2/24/23
Runs	1	3x (Louisiana Tech)	3/12/23
Doubles	--	--	--
Triples	1	Louisiana Tech	3/12/23
Home Runs	1	Louisiana Tech	3/11/23
RBI	2	Eastern Illinois	2/24/23
Walks	--	--	--
Stolen Bases	--	--	--



**26 MASON NEVILLE**

### SEASON HIGHS

Category	High	Opponent (Last)	Date
Hits	1	vs. #9 Oklahoma State	2/19/23
Runs	1	2x (UNLV)	3/15/23
Doubles	--	--	--
Triples	--	--	--
Home Runs	--	--	--
RBI	--	--	--
Walks	1	vs. #9 Oklahoma State	2/19/23
Stolen Bases	--	--	--

### CAREER HIGHS

Category	High	Opponent (Last)	Date
Hits	1	vs. #9 Oklahoma State	2/19/23
Runs	1	2x (UNLV)	3/15/23
Doubles	--	--	--
Triples	--	--	--
Home Runs	--	--	--
RBI	--	--	--
Walks	1	vs. #9 Oklahoma State	2/19/23
Stolen Bases	--	--	--



**43 CAL KILGORE**

### SEASON HIGHS

Category	High	Opponent (Last)	Date
Hits	--	--	--
Runs	--	--	--
Doubles	--	--	--
Triples	--	--	--
Home Runs	--	--	--
RBI	--	--	--
Walks	--	--	--
Stolen Bases	--	--	--

### CAREER HIGHS

Category	High	Opponent (Last)	Date
Hits	3	Utah Tech	5/1/22
Runs	2	3x (at Utah Valley)	5/19/22
Doubles	1	8x (vs. Sacramento State)	5/27/22
Triples	--	--	--
Home Runs	--	--	--
RBI	2	2x (UTRGV)	4/16/22
Walks	2	at Nebraska	3/15/22
Stolen Bases	1	5x (vs. Abilene Christian)	5/28/22



**44 PARKER ROWLAND**


### SEASON HIGHS

Category	High	Opponent (Last)	Date
Hits	2	2x (Illinois State)	3/1/23
Runs	1	7x (Auburn)	3/17/23
Doubles	1	2x (Illinois State)	3/1/23
Triples	--	--	--
Home Runs	1	2x (Louisiana Tech)	3/10/23
RBI	2	3x (Louisiana Tech)	3/10/23
Walks	1	6x (UNLV)	3/15/23
Stolen Bases	--	--	--

### CAREER HIGHS

Category	High	Opponent (Last)	Date
Hits	2	3x (Illinois State)	3/1/23
Runs	1	12x (Auburn)	3/17/23
Doubles	1	3x (Illinois State)	3/1/23
Triples	--	--	--
Home Runs	1	2x (Louisiana Tech)	3/10/23
RBI	2	4x (Louisiana Tech)	3/10/23
Walks	1	10x (UNLV)	3/15/23
Stolen Bases	--	--	--






## 22 JAXON WIGGINS

### SEASON HIGHS

Category	High	Opponent (Last)	Date
Innings	--	--	--
Longest Start	--	--	--
Shortest Start	--	--	--
Longest Relief	--	--	--
Hits	--	--	--
Runs	--	--	--
Earned Runs	--	--	--
Walks	--	--	--
Strikeouts	--	--	--

### CAREER HIGHS

Category	High	Opponent (Last)	Date
Innings	7.1	Missouri	3/27/22
Longest Start	7.1	Missouri	3/27/22
Shortest Start	0.1	at Texas A&M	4/24/22
Longest Relief	2.0	2x (Texas A&M)	4/18/21
Hits	9	2x (#15 LSU)	4/16/22
Runs	7	at Florida	4/9/22
Earned Runs	7	at Florida	4/9/22
Walks	4	3x (Kentucky)	3/20/22
Strikeouts	9	#15 LSU	4/16/22



## 28 KOTY FRANK

### SEASON HIGHS

Category	High	Opponent (Last)	Date
Innings	4.0	Illinois State	3/1/23
Longest Start	--	--	--
Shortest Start	--	--	--
Longest Relief	4.0	Illinois State	3/1/23
Hits	4	Illinois State	3/1/23
Runs	3	Illinois State	3/1/23
Earned Runs	3	Illinois State	3/1/23
Walks	1	Grambling	2/21/23
Strikeouts	3	2x (Illinois State)	3/1/23

### CAREER HIGHS

Category	High	Opponent (Last)	Date
Innings	6.2	2x (BYU)	4/14/22
Longest Start	6.2	2x (BYU)	4/14/22
Shortest Start	4.0	Iowa	5/1/22
Longest Relief	4.2	Sam Houston	2/18/22
Hits	10	Michigan	3/25/22
Runs	6	Michigan	3/25/22
Earned Runs	6	Michigan	3/25/22
Walks	4	at Indiana	4/24/22
Strikeouts	10	vs. Northwestern State	3/4/22



## 25 BRADY TYGART

### SEASON HIGHS

Category	High	Opponent (Last)	Date
Innings	2.0	Grambling	2/21/23
Longest Start	--	--	--
Shortest Start	--	--	--
Longest Relief	2.0	Grambling	2/21/23
Hits	2	3x (Illinois State)	3/1/23
Runs	4	Illinois State	3/1/23
Earned Runs	3	Illinois State	3/1/23
Walks	1	Illinois State	3/1/23
Strikeouts	4	Grambling	2/21/23

### CAREER HIGHS

Category	High	Opponent (Last)	Date
Innings	3.2	Mississippi State	4/3/22
Longest Start	--	--	--
Shortest Start	--	--	--
Longest Relief	3.2	Mississippi State	4/3/22
Hits	4	2x (at #6 Oklahoma State)	6/5/22
Runs	4	2x (Illinois State)	3/1/23
Earned Runs	4	at #6 Oklahoma State	6/5/22
Walks	4	Ole Miss	5/1/22
Strikeouts	7	Mississippi State	4/3/22




## 29 AUSTIN LEDBETTER

### SEASON HIGHS

Category	High	Opponent (Last)	Date
Innings	3.0	Wright State	3/4/23
Longest Start	--	--	--
Shortest Start	--	--	--
Longest Relief	3.0	Wright State	3/4/23
Hits	4	UNLV	3/14/23
Runs	3	2x (UNLV)	3/14/23
Earned Runs	3	2x (UNLV)	3/14/23
Walks	1	2x (UNLV)	3/14/23
Strikeouts	5	UNLV	3/14/23

### CAREER HIGHS

Category	High	Opponent (Last)	Date
Innings	3.0	2x (Wright State)	3/4/23
Longest Start	3.0	UIC	3/10/22
Shortest Start	2.1	Grambling	3/16/22
Longest Relief	3.0	Wright State	3/4/23
Hits	5	Grambling	3/16/22
Runs	3	3x (UNLV)	3/14/23
Earned Runs	3	3x (UNLV)	3/14/23
Walks	1	3x (UNLV)	3/14/23
Strikeouts	5	2x (UNLV)	3/14/23




## 31 DYLAN CARTER

### SEASON HIGHS

Category	High	Opponent (Last)	Date
Innings	3.0	3x (Auburn)	3/18/23
Longest Start	--	--	--
Shortest Start	--	--	--
Longest Relief	3.0	3x (Auburn)	3/18/23
Hits	4	Wright State	3/3/23
Runs	3	vs. #15 TCU	2/18/23
Earned Runs	3	vs. #15 TCU	2/18/23
Walks	1	3x (Army)	3/7/23
Strikeouts	3	3x (Auburn)	3/18/23

### CAREER HIGHS

Category	High	Opponent (Last)	Date
Innings	3.0	3x (Auburn)	3/18/23
Longest Start	--	--	--
Shortest Start	--	--	--
Longest Relief	3.0	3x (Auburn)	3/18/23
Hits	4	Wright State	3/3/23
Runs	3	vs. #15 TCU	2/18/23
Earned Runs	3	vs. #15 TCU	2/18/23
Walks	1	3x (Army)	3/7/23
Strikeouts	3	3x (Auburn)	3/18/23




## 33 HAGEN SMITH

### SEASON HIGHS

Category	High	Opponent (Last)	Date
Innings	5.0	2x (Louisiana Tech)	3/10/23
Longest Start	5.0	2x (Louisiana Tech)	3/10/23
Shortest Start	4.2	2x (Wright State)	3/3/23
Longest Relief	3.0	Auburn	3/17/23
Hits	4	Louisiana Tech	3/10/23
Runs	2	Louisiana Tech	3/10/23
Earned Runs	2	Louisiana Tech	3/10/23
Walks	5	Wright State	3/3/23
Strikeouts	8	vs. Texas	2/17/23

### CAREER HIGHS

Category	High	Opponent (Last)	Date
Innings	7.0	2x (LSU)	4/15/22
Longest Start	7.0	2x (LSU)	4/15/22
Shortest Start	1.1	at #6 Oklahoma State	6/4/22
Longest Relief	3.0	Auburn	3/17/23
Hits	7	2x (Ole Miss)	4/30/22
Runs	7	at Florida	4/8/22
Earned Runs	6	at Florida	4/8/22
Walks	5	2x (Wright State)	3/3/23
Strikeouts	9	Southeastern Louisiana	3/5/22



## 32 ZACK MORRIS

### SEASON HIGHS

Category	High	Opponent (Last)	Date
Innings	3.1	vs. #15 TCU	2/18/23
Longest Start	1.0	Illinois State	3/1/23
Shortest Start	--	--	--
Longest Relief	3.1	vs. #15 TCU	2/18/23
Hits	5	2x (Illinois State)	3/1/23
Runs	4	Grambling	2/21/23
Earned Runs	4	Grambling	2/21/23
Walks	1	4x (UNLV)	3/15/23
Strikeouts	2	3x (UNLV)	3/15/23

### CAREER HIGHS

Category	High	Opponent (Last)	Date
Innings	3.1	2x (vs. #15 TCU)	2/18/23
Longest Start	3.1	at #6 Oklahoma State	6/6/22
Shortest Start	0.2	vs. Ole Miss	6/20/22
Longest Relief	3.1	vs. #15 TCU	2/18/23
Hits	5	2x (Illinois State)	3/1/23
Runs	4	Grambling	2/21/23
Earned Runs	4	Grambling	2/21/23
Walks	3	2x (at #6 Oklahoma State)	6/6/22
Strikeouts	4	UAPB	4/13/21




## 34 NICK GRIFFIN

### SEASON HIGHS

Category	High	Opponent (Last)	Date
Innings	--	--	--
Longest Start	--	--	--
Shortest Start	--	--	--
Longest Relief	--	--	--
Hits	--	--	--
Runs	--	--	--
Earned Runs	--	--	--
Walks	--	--	--
Strikeouts	--	--	--

### CAREER HIGHS

Category	High	Opponent (Last)	Date
Innings	2.0	Arkansas State	4/19/22
Longest Start	--	--	--
Shortest Start	--	--	--
Longest Relief	2.0	Arkansas State	4/19/22
Hits	1	4x (Missouri State)	5/3/22
Runs	1	2x (Missouri State)	5/3/22
Earned Runs	1	2x (Missouri State)	5/3/22
Walks	3	2x (Arkansas State)	4/19/22
Strikeouts	4	Arkansas State	4/19/22




### 35 JORDAN HUSKEY

#### SEASON HIGHS

Category	High	Opponent (Last)	Date
Innings	--	--	--
Longest Start	--	--	--
Shortest Start	--	--	--
Longest Relief	--	--	--
Hits	--	--	--
Runs	--	--	--
Earned Runs	--	--	--
Walks	--	--	--
Strikeouts	--	--	--

#### CAREER HIGHS

Category	High	Opponent (Last)	Date
Innings	--	--	--
Longest Start	--	--	--
Shortest Start	--	--	--
Longest Relief	--	--	--
Hits	--	--	--
Runs	--	--	--
Earned Runs	--	--	--
Walks	--	--	--
Strikeouts	--	--	--




### 37 JAKE FAHERTY

#### SEASON HIGHS

Category	High	Opponent (Last)	Date
Innings	0.2	Wright State	3/4/23
Longest Start	--	--	--
Shortest Start	--	--	--
Longest Relief	0.2	Wright State	3/4/23
Hits	0	Wright State	3/4/23
Runs	3	Wright State	3/4/23
Earned Runs	3	Wright State	3/4/23
Walks	3	Wright State	3/4/23
Strikeouts	1	Wright State	3/4/23

#### CAREER HIGHS

Category	High	Opponent (Last)	Date
Innings	0.2	Wright State	3/4/23
Longest Start	--	--	--
Shortest Start	--	--	--
Longest Relief	0.2	Wright State	3/4/23
Hits	0	2x (Wright State)	3/4/23
Runs	3	Wright State	3/4/23
Earned Runs	3	Wright State	3/4/23
Walks	3	Wright State	3/4/23
Strikeouts	1	2x (Wright State)	3/4/23



### 36 PARKER COIL

#### SEASON HIGHS

Category	High	Opponent (Last)	Date
Innings	3.2	Army	3/7/23
Longest Start	3.2	Army	3/7/23
Shortest Start	--	--	--
Longest Relief	1.1	vs. #15 TCU	2/18/23
Hits	6	Army	3/7/23
Runs	4	UNLV	3/14/23
Earned Runs	4	UNLV	3/14/23
Walks	3	vs. #15 TCU	2/18/23
Strikeouts	4	UNLV	3/14/23

#### CAREER HIGHS

Category	High	Opponent (Last)	Date
Innings	3.2	Army	3/7/23
Longest Start	3.2	Army	3/7/23
Shortest Start	--	--	--
Longest Relief	1.1	vs. #15 TCU	2/18/23
Hits	6	Army	3/7/23
Runs	4	UNLV	3/14/23
Earned Runs	4	UNLV	3/14/23
Walks	3	vs. #15 TCU	2/18/23
Strikeouts	4	UNLV	3/14/23




### 38 SEAN FITZPATRICK

#### SEASON HIGHS

Category	High	Opponent (Last)	Date
Innings	0.1	vs. #15 TCU	2/18/23
Longest Start	--	--	--
Shortest Start	--	--	--
Longest Relief	0.1	vs. #15 TCU	2/18/23
Hits	2	vs. #15 TCU	2/18/23
Runs	0	vs. #15 TCU	2/18/23
Earned Runs	0	vs. #15 TCU	2/18/23
Walks	0	vs. #15 TCU	2/18/23
Strikeouts	1	vs. #15 TCU	2/18/23

#### CAREER HIGHS

Category	High	Opponent (Last)	Date
Innings	0.1	vs. #15 TCU	2/18/23
Longest Start	--	--	--
Shortest Start	--	--	--
Longest Relief	0.1	vs. #15 TCU	2/18/23
Hits	2	vs. #15 TCU	2/18/23
Runs	0	vs. #15 TCU	2/18/23
Earned Runs	0	vs. #15 TCU	2/18/23
Walks	0	vs. #15 TCU	2/18/23
Strikeouts	1	vs. #15 TCU	2/18/23




## 39 HUNTER HOLLAN

### SEASON HIGHS

Category	High	Opponent (Last)	Date
Innings	6.0	2x (Auburn)	3/17/23
Longest Start	6.0	2x (Auburn)	3/17/23
Shortest Start	4.0	vs. #9 Oklahoma State	2/19/23
Longest Relief	--	--	--
Hits	6	2x (Auburn)	3/17/23
Runs	3	Louisiana Tech	3/12/23
Earned Runs	2	2x (Auburn)	3/17/23
Walks	3	Auburn	3/17/23
Strikeouts	7	Louisiana Tech	3/12/23

### CAREER HIGHS

Category	High	Opponent (Last)	Date
Innings	6.0	2x (Auburn)	3/17/23
Longest Start	6.0	2x (Auburn)	3/17/23
Shortest Start	4.0	vs. #9 Oklahoma State	2/19/23
Longest Relief	--	--	--
Hits	6	2x (Auburn)	3/17/23
Runs	3	Louisiana Tech	3/12/23
Earned Runs	2	2x (Auburn)	3/17/23
Walks	3	Auburn	3/17/23
Strikeouts	7	Louisiana Tech	3/12/23




## 41 WILL McENTIRE

### SEASON HIGHS

Category	High	Opponent (Last)	Date
Innings	9.0	Louisiana Tech	3/11/23
Longest Start	9.0	Louisiana Tech	3/11/23
Shortest Start	1.1	vs. #15 TCU	2/18/23
Longest Relief	0.2	Grambling	2/21/23
Hits	8	Wright State	3/4/23
Runs	4	vs. #15 TCU	2/18/23
Earned Runs	4	vs. #15 TCU	2/18/23
Walks	3	Wright State	3/4/23
Strikeouts	6	3x (Auburn)	3/18/23

### CAREER HIGHS

Category	High	Opponent (Last)	Date
Innings	9.0	Louisiana Tech	3/11/23
Longest Start	9.0	Louisiana Tech	3/11/23
Shortest Start	1.1	vs. #15 TCU	2/18/23
Longest Relief	5.1	at #6 Oklahoma State	6/5/22
Hits	8	2x (Wright State)	3/4/23
Runs	4	vs. #15 TCU	2/18/23
Earned Runs	4	vs. #15 TCU	2/18/23
Walks	4	2x (at #6 Oklahoma State)	6/5/22
Strikeouts	9	vs. #25 Auburn	6/21/22




## 40 BEN BYBEE

### SEASON HIGHS

Category	High	Opponent (Last)	Date
Innings	5.0	UNLV	3/15/23
Longest Start	5.0	UNLV	3/15/23
Shortest Start	2.0	Grambling	2/21/23
Longest Relief	0.1	2x (Wright State)	3/4/23
Hits	6	UNLV	3/15/23
Runs	2	Grambling	2/21/23
Earned Runs	2	Grambling	2/21/23
Walks	2	Grambling	2/21/23
Strikeouts	3	2x (UNLV)	3/15/23

### CAREER HIGHS

Category	High	Opponent (Last)	Date
Innings	5.0	UNLV	3/15/23
Longest Start	5.0	UNLV	3/15/23
Shortest Start	2.0	Grambling	2/21/23
Longest Relief	0.1	2x (Wright State)	3/4/23
Hits	6	UNLV	3/15/23
Runs	2	Grambling	2/21/23
Earned Runs	2	Grambling	2/21/23
Walks	2	Grambling	2/21/23
Strikeouts	3	2x (UNLV)	3/15/23



## 45 GAGE WOOD


### SEASON HIGHS

Category	High	Opponent (Last)	Date
Innings	1.0	5x (UNLV)	3/15/23
Longest Start	--	--	--
Shortest Start	--	--	--
Longest Relief	1.0	5x (UNLV)	3/15/23
Hits	1	2x (Louisiana Tech)	3/12/23
Runs	2	Eastern Illinois	2/26/23
Earned Runs	2	Eastern Illinois	2/26/23
Walks	2	2x (Eastern Illinois)	2/26/23
Strikeouts	3	2x (Louisiana Tech)	3/12/23

### CAREER HIGHS

Category	High	Opponent (Last)	Date
Innings	1.0	5x (UNLV)	3/15/23
Longest Start	--	--	--
Shortest Start	--	--	--
Longest Relief	1.0	5x (UNLV)	3/15/23
Hits	1	2x (Louisiana Tech)	3/12/23
Runs	2	Eastern Illinois	2/26/23
Earned Runs	2	Eastern Illinois	2/26/23
Walks	2	2x (Eastern Illinois)	2/26/23
Strikeouts	3	2x (Louisiana Tech)	3/12/23






## 46 CHRISTIAN FOUTCH

### SEASON HIGHS

Category	High	Opponent (Last)	Date
Innings	1.0	Louisiana Tech	3/12/23
Longest Start	--	--	--
Shortest Start	--	--	--
Longest Relief	1.0	Louisiana Tech	3/12/23
Hits	0	Louisiana Tech	3/12/23
Runs	0	Louisiana Tech	3/12/23
Earned Runs	0	Louisiana Tech	3/12/23
Walks	1	Louisiana Tech	3/12/23
Strikeouts	1	Louisiana Tech	3/12/23

### CAREER HIGHS

Category	High	Opponent (Last)	Date
Innings	1.0	Louisiana Tech	3/12/23
Longest Start	--	--	--
Shortest Start	--	--	--
Longest Relief	1.0	Louisiana Tech	3/12/23
Hits	0	Louisiana Tech	3/12/23
Runs	0	Louisiana Tech	3/12/23
Earned Runs	0	Louisiana Tech	3/12/23
Walks	1	Louisiana Tech	3/12/23
Strikeouts	1	Louisiana Tech	3/12/23




## 49 CODY ADCOCK

### SEASON HIGHS

Category	High	Opponent (Last)	Date
Innings	6.0	Auburn	3/19/23
Longest Start	6.0	Auburn	3/19/23
Shortest Start	--	--	--
Longest Relief	2.2	Wright State	3/5/23
Hits	4	Eastern Illinois	2/26/23
Runs	4	Eastern Illinois	2/26/23
Earned Runs	4	Eastern Illinois	2/26/23
Walks	1	5x (Auburn)	3/19/23
Strikeouts	6	Auburn	3/19/23

### CAREER HIGHS

Category	High	Opponent (Last)	Date
Innings	6.0	Auburn	3/19/23
Longest Start	6.0	Auburn	3/19/23
Shortest Start	2.0	Arkansas State	5/4/21
Longest Relief	2.0	4x (Illinois State)	3/1/23
Hits	5	vs. Arkansas	5/29/21
Runs	4	2x (Eastern Illinois)	2/26/23
Earned Runs	4	Eastern Illinois	2/26/23
Walks	2	3x (vs. Arkansas)	5/29/21
Strikeouts	6	Auburn	3/19/23




## 48 COOPER DOSSETT

### SEASON HIGHS

Category	High	Opponent (Last)	Date
Innings	1.0	Eastern Illinois	2/26/23
Longest Start	--	--	--
Shortest Start	--	--	--
Longest Relief	1.0	Eastern Illinois	2/26/23
Hits	2	vs. #15 TCU	2/18/23
Runs	4	vs. #15 TCU	2/18/23
Earned Runs	4	vs. #15 TCU	2/18/23
Walks	3	vs. #15 TCU	2/18/23
Strikeouts	2	vs. #15 TCU	2/18/23

### CAREER HIGHS

Category	High	Opponent (Last)	Date
Innings	1.0	Eastern Illinois	2/26/23
Longest Start	--	--	--
Shortest Start	--	--	--
Longest Relief	1.0	Eastern Illinois	2/26/23
Hits	2	vs. #15 TCU	2/18/23
Runs	4	vs. #15 TCU	2/18/23
Earned Runs	4	vs. #15 TCU	2/18/23
Walks	3	vs. #15 TCU	2/18/23
Strikeouts	2	vs. #15 TCU	2/18/23



## 55 JOSH HYNEMAN

### SEASON HIGHS

Category	High	Opponent (Last)	Date
Innings	--	--	--
Longest Start	--	--	--
Shortest Start	--	--	--
Longest Relief	--	--	--
Hits	--	--	--
Runs	--	--	--
Earned Runs	--	--	--
Walks	--	--	--
Strikeouts	--	--	--

### CAREER HIGHS

Category	High	Opponent (Last)	Date
Innings	--	--	--
Longest Start	--	--	--
Shortest Start	--	--	--
Longest Relief	--	--	--
Hits	--	--	--
Runs	--	--	--
Earned Runs	--	--	--
Walks	--	--	--
Strikeouts	--	--	--

# A ||| OVERALL STATISTICS

Record: 18-2 Home: 16-1 Away: 0-0 Neutral: 2-1 SEC: 3-0

Player	avg	gp-gs	ab	r	h	2b	3b	hr	rbi	tb	slg%	bb	hp	so	gdp	ob%	sf	sh	sb-att	po	a	e	fld%
Jace Bohrofen	.406	20-20	64	22	26	6	0	5	17	47	.734	13	7	16	0	.541	1	0	2-3	37	1	0	1.000
Jared Wegner	.384	20-20	73	27	28	2	1	9	33	59	.808	19	1	16	0	.511	1	0	3-3	37	0	0	1.000
Tavian Josenberger	.346	20-19	78	17	27	5	0	3	13	41	.526	13	1	13	0	.436	2	0	6-9	54	3	0	1.000
Kendall Diggs	.344	18-18	61	19	21	7	0	6	24	46	.754	14	2	10	2	.474	1	0	0-0	1	0	1	.500
Peyton Stovall	.323	17-17	65	21	21	3	1	3	16	35	.538	8	4	11	1	.407	4	0	2-2	33	33	2	.971
Brady Slavens	.297	20-19	74	18	22	8	0	2	16	36	.486	8	2	12	3	.381	0	0	2-2	136	9	0	1.000
John Bolton	.226	19-19	62	16	14	3	0	0	7	17	.274	9	4	17	1	.351	2	0	1-1	21	57	4	.951
-----																							
Hunter Grimes	1.000	4-0	4	3	4	0	1	0	2	6	1.500	1	0	0	0	1.000	0	0	0-0	0	0	1	.000
Peyton Holt	.333	7-3	15	3	5	0	1	1	5	10	.667	0	0	2	1	.333	0	0	0-0	3	5	2	.800
Jayson Jones	.294	7-5	17	6	5	2	0	2	4	13	.765	7	1	4	2	.520	0	0	1-1	3	5	0	1.000
Harold Coll	.280	9-6	25	4	7	2	0	1	9	12	.480	2	0	4	1	.321	1	0	1-1	4	14	0	1.000
Reese Robinett	.250	5-2	8	1	2	0	0	0	2	2	.250	0	0	1	0	.250	0	0	0-0	4	3	0	1.000
Caleb Cali	.219	12-9	32	6	7	1	0	2	6	14	.438	7	1	14	2	.375	0	0	0-2	4	19	2	.920
Parker Rowland	.214	13-11	42	7	9	2	0	2	11	17	.405	6	0	13	1	.306	1	1	0-0	103	6	1	.991
Ben McLaughlin	.167	4-1	6	0	1	0	0	0	2	1	.167	1	0	0	1	.286	0	0	0-0	7	0	0	1.000
Mason Neville	.125	7-2	8	2	1	0	0	0	0	1	.125	1	0	5	0	.222	0	0	0-0	2	0	0	1.000
Hudson Polk	.080	10-9	25	4	2	0	0	1	2	5	.200	4	3	6	1	.281	0	0	0-2	74	1	0	1.000
Totals	.307	20	659	176	202	41	4	37	169	362	.549	113	26	144	16	.420	13	1	18-26	531	169	18	.975
Opponents	.250	20	672	94	168	21	1	20	85	251	.374	75	17	180	13	.336	10	6	17-20	487	173	21	.969

LOB - Team (150), Opp (155). DPs turned - Team (17), Opp (19). CI - Team (0), Opp (1). IBB - Team (1), Slavens 1. Picked off - Rowland 1, Stovall 1, Coll 1.

## (All games Sorted by Earned run avg)

Player	era	w-l	app	gs	cg	sho	sv	ip	h	r	er	bb	so	2b	3b	hr	b/avg	wp	hp	bk	sfa	sha
Hagen Smith	1.17	3-0	6	4	0	0/1	1	23.0	11	3	3	16	34	2	0	1	.143	1	0	0	0	1
Hunter Hollan	2.36	4-0	5	5	0	0/0	0	26.2	22	9	7	9	24	3	0	2	.232	1	5	0	3	0
Dylan Carter	2.55	3-0	8	0	0	0/0	2	17.2	14	5	5	3	14	2	0	0	.219	1	2	0	2	0
Will McEntire	3.71	4-0	6	5	1	0/0	0	26.2	27	13	11	10	22	3	0	5	.260	0	1	0	0	0
Cody Adcock	5.30	2-1	10	1	0	0/1	1	18.2	18	12	11	5	20	2	0	5	.250	0	1	0	1	1
-----																						
Christian Foutch	0.00	0-0	1	0	0	0/0	0	1.0	0	0	0	1	1	0	0	0	.000	0	0	0	0	0
Sean Fitzpatrick	0.00	0-0	1	0	0	0/0	0	0.1	2	0	0	0	1	1	0	0	.667	1	0	0	0	0
Ben Bybee	2.35	1-0	4	2	0	0/0	0	7.2	9	2	2	3	7	2	1	1	.290	0	2	0	0	0
Koty Frank	3.09	0-0	6	0	0	0/0	0	11.2	9	4	4	1	9	0	0	2	.214	1	0	0	0	1
Gage Wood	3.38	0-0	8	0	0	0/1	0	5.1	2	2	2	7	10	0	0	0	.118	2	2	0	0	0
Brady Tygart	5.68	1-0	4	0	0	0/0	1	6.1	6	5	4	1	10	0	0	2	.231	0	1	0	0	0
Austin Ledbetter	7.15	0-0	6	0	0	0/1	0	11.1	14	9	9	2	9	2	0	0	.311	1	2	0	2	0
Parker Coil	9.00	0-0	5	2	0	0/0	0	9.0	16	10	9	6	8	2	0	2	.400	3	0	0	2	0
Zack Morris	9.64	0-1	5	1	0	0/0	1	9.1	16	13	10	4	7	2	0	0	.364	0	0	1	0	3
Cooper Dossett	21.60	0-0	2	0	0	0/0	0	1.2	2	4	4	4	3	0	0	0	.286	0	1	0	0	0
Jake Faherty	40.50	0-0	1	0	0	0/0	0	0.2	0	3	3	3	1	0	0	0	.000	0	0	2	0	0
Totals	4.27	18-2	20	20	1	1/1	6	177.0	168	94	84	75	180	21	1	20	.250	11	17	3	10	6
Opponents	8.65	2-18	20	20	0	0/0	0	162.1	202	176	156	113	144	41	4	37	.307	21	26	5	13	1

PB - Team (3), Polk 3, Opp (3). Pickoffs - Team (1), Hollan 1, Opp (3). SBA/ATT - Polk (10-10), Rowland (7-9), McEntire (2-3), Morris (3-3), Coil (1-2), Tygart (2-2), Wood (2-2), Adcock (2-2), Hollan (1-2), Bybee (1-1), Ledbetter (1-1), Smith (1-1), Frank (1-1).

Record: 3-0 Home: 3-0 Away: 0-0 SEC: 3-0

Player	avg	gp-gs	ab	r	h	2b	3b	hr	rbi	tb	slg%	bb	hp	so	gdp	ob%	sf	sh	sb-att	po	a	e	fld%
Tavian Josenberger	.417	3-3	12	3	5	1	0	1	3	9	.750	2	0	1	0	.500	0	0	1-1	5	0	0	1.000
Kendall Diggs	.400	3-3	10	2	4	3	0	0	4	7	.700	2	0	3	0	.500	0	0	0-0	0	0	0	.000
Jared Wegner	.364	3-3	11	3	4	0	0	1	4	7	.636	2	0	4	0	.462	0	0	0-0	7	0	0	1.000
Parker Rowland	.250	3-2	8	1	2	0	0	0	1	2	.250	0	0	4	0	.250	0	0	0-0	18	1	0	1.000
Jace Bohrofen	.222	3-3	9	2	2	0	0	0	0	2	.222	1	2	3	0	.417	0	0	0-1	7	0	0	1.000
John Bolton	.222	3-3	9	2	2	1	0	0	1	3	.333	0	1	4	1	.273	1	0	0-0	6	8	0	1.000
Peyton Stovall	.200	3-3	10	4	2	0	0	0	1	2	.200	2	1	2	0	.357	1	0	0-0	6	9	1	.938
Brady Slavens	.200	3-3	10	3	2	1	0	1	3	6	.600	2	1	3	0	.385	0	0	0-0	25	1	0	1.000
Harold Coll	.200	3-3	10	1	2	0	0	0	3	2	.200	2	0	2	1	.333	0	0	0-0	2	6	0	1.000
-----																							
Hunter Grimes	1.000	1-0	1	0	1	0	0	0	1	1	1.000	0	0	0	0	1.000	0	0	0-0	0	0	0	.000
Hudson Polk	.000	1-1	2	0	0	0	0	0	0	0	.000	0	0	2	0	.000	0	0	0-0	5	0	0	1.000
Totals	.283	3	92	21	26	6	0	3	21	41	.446	13	5	28	2	.393	2	0	1-2	81	28	1	.991
Opponents	.163	3	92	5	15	1	0	3	5	25	.272	9	5	24	3	.271	1	0	2-2	72	21	2	.979

LOB - Team (19), Opp (21). DP's turned - Team (3), Opp (2). Picked off - Coll 1, Rowland 1.

**(SEC games only Sorted by Earned run avg)**

Player	era	w-l	app	gs	cg	sho	sv	ip	h	r	er	bb	so	2b	3b	hr	b/avg	wp	hp	bks	sfa	sha
Cody Adcock	0.00	1-0	1	1	0	0/1	0	6.0	1	0	0	1	6	0	0	0	.056	0	0	0	0	0
Hagen Smith	0.00	0-0	2	0	0	0/1	1	3.2	0	0	0	2	6	0	0	0	.000	0	0	0	0	0
Dylan Carter	0.00	0-0	1	0	0	0/0	1	3.0	1	0	0	0	3	1	0	0	.091	0	1	0	0	0
Hunter Hollan	3.00	1-0	1	1	0	0/0	0	6.0	6	2	2	3	3	0	0	1	.286	0	1	0	1	0
Will McEntire	4.50	1-0	1	1	0	0/0	0	6.0	5	3	3	2	6	0	0	2	.227	0	1	0	0	0
-----																						
Austin Ledbetter	0.00	0-0	1	0	0	0/1	0	2.0	2	0	0	0	0	0	0	0	.250	1	1	0	0	0
Gage Wood	0.00	0-0	1	0	0	0/1	0	0.1	0	0	0	1	0	0	0	0	.000	0	1	0	0	0
Totals	1.67	3-0	3	3	0	1/1	2	27.0	15	5	5	9	24	1	0	3	.163	1	5	0	1	0
Opponents	6.38	0-3	3	3	0	0/0	0	24.0	26	21	17	13	28	6	0	3	.283	0	5	0	2	0

Pickoffs - Team (1), Hollan 1, Opp (2). SBA/ATT - Rowland (2-2), Adcock (2-2).



# ||| GAMES SUMMARY

Score by innings	1	2	3	4	5	6	7	8	9	EX	Total
Arkansas	14	25	33	15	21	17	30	19	1	1	176
Opponents	11	6	7	10	10	15	13	13	9	0	94

## Record when ...

Overall	18-2	After 6 leading	14-1
Conference	3-0	..... trailing	1-1
Non-Conference	15-2	..... tied	3-0
Home games	16-1	After 7 leading	14-0
Away games	0-0	..... trailing	1-2
Neutral site	2-1	..... tied	1-0
Day games	16-1	After 8 leading	15-0
Night games	2-1	..... trailing	0-2
vs Left starter	7-0	..... tied	0-0
vs Right starter	11-2		
1-Run games	2-0	Hit 0 home runs	2-0
2-Run games	2-0	... 1 home run	7-1
5+Run games	11-2	... 2+ home runs	9-1
Extra innings	1-0		
Shutouts	1-0	Opponent 0 home runs	7-0
		..... 1 home run	7-1
Scoring 0-2 runs	0-0	..... 2+ HRs	4-1
..... 3-5 runs	3-1		
..... 6-9 runs	7-1	Made 0 errors	7-1
..... 10+ runs	8-0	.... 1 error	6-0
		.... 2+ errors	5-1
Opponent 0-2 runs	9-0		
..... 3-5 runs	4-0	Opp. made 0 errors	3-0
..... 6-9 runs	5-0	..... 1 error	13-1
..... 10+ runs	0-2	..... 2+ errors	2-1
Scored in 1st inning	6-1	Out-hit opponent	14-0
Opp. scored in 1st	5-2	Out-hit by opponent	2-2
Scores first	11-0	Hits are tied	2-0
Opp. scores first	7-2		

## Record when team scores:

Runs	0	1	2	3	4	5	6	7	8	9	10+
W-L	0-0	0-0	0-0	1-1	0-0	2-0	2-1	3-0	0-0	2-0	8-0

## Record when opponent scores:

Runs	0	1	2	3	4	5	6	7	8	9	10+
W-L	1-0	2-0	6-0	2-0	1-0	1-0	2-0	2-0	0-0	1-0	0-2

## Record when leading after:

Inn.	1	2	3	4	5	6	7	8
W-L	6-0	9-0	12-0	13-0	13-1	14-1	14-0	15-0

## Record when trailing after:

Inn.	1	2	3	4	5	6	7	8
W-L	4-1	4-0	5-0	4-0	3-1	1-1	1-2	0-2

## Record when tied after:

Inn.	1	2	3	4	5	6	7	8
W-L	8-1	5-2	1-2	1-2	2-0	3-0	1-0	0-0

Current winning streak: 13

Longest winning streak: 13

Longest losing streak: 1

Home attendance : 157737 ( 17 dates avg = 9278 )

Away attendance : 52116 ( 3 dates avg = 17372 )

Total attendance: 209853 ( 20 dates avg = 10492 )

### Starting Lineup By Position (Team W-L record when starter)

PITCHER:		
Hunter Hollan	5	(4-1)
Will McEntire	5	(4-1)
Hagen Smith	4	(4-0)
Ben Bybee	2	(2-0)
Parker Coil	2	(2-0)
Zack Morris	1	(1-0)
Cody Adcock	1	(1-0)
CATCHER:		
Parker Rowland	11	(11-0)
Hudson Polk	9	(7-2)
FIRST BASE:		
Brady Slavens	18	(16-2)
Ben McLaughlin	1	(1-0)
Reese Robinett	1	(1-0)
SECOND BASE:		
Peyton Stovall	17	(15-2)
Harold Coll	1	(1-0)
Peyton Holt	1	(1-0)
Jayson Jones	1	(1-0)
THIRD BASE:		
Caleb Cali	9	(8-1)
Harold Coll	4	(4-0)
Jayson Jones	3	(3-0)
Peyton Holt	2	(2-0)
Brady Slavens	1	(1-0)
Reese Robinett	1	(0-1)
SHORTSTOP:		
John Bolton	19	(17-2)
Harold Coll	1	(1-0)
LEFT FIELD:		
Jared Wegner	19	(17-2)
Mason Neville	1	(1-0)
CENTER FIELD:		
Tavian Josenberger	19	(17-2)
Jared Wegner	1	(1-0)
RIGHT FIELD:		
Jace Bohrofen	19	(17-2)
Kendall Diggs	1	(1-0)
DESIGNATED HITTER:		
Kendall Diggs	17	(16-1)
Jace Bohrofen	1	(1-0)
Mason Neville	1	(0-1)
Jayson Jones	1	(1-0)

### Starting Lineup By Lineup Spot (Team W-L record when starter)

LEADOFF:		
Tavian Josenberger	19	(17-2)
Kendall Diggs	1	(1-0)
2ND SPOT:		
Peyton Stovall	15	(13-2)
Jace Bohrofen	2	(2-0)
Jared Wegner	2	(2-0)
Kendall Diggs	1	(1-0)
3RD SPOT:		
Jared Wegner	16	(15-1)
Caleb Cali	2	(1-1)
Brady Slavens	1	(1-0)
Jace Bohrofen	1	(1-0)
CLEANUP:		
Brady Slavens	18	(16-2)
Jayson Jones	1	(1-0)
Jace Bohrofen	1	(1-0)
5TH SPOT:		
Jace Bohrofen	11	(10-1)
Kendall Diggs	3	(3-0)
Jared Wegner	2	(1-1)
Peyton Stovall	2	(2-0)
Reese Robinett	1	(1-0)
Caleb Cali	1	(1-0)
6TH SPOT:		
Kendall Diggs	10	(10-0)
Jace Bohrofen	5	(4-1)
Harold Coll	2	(2-0)
Caleb Cali	1	(1-0)
Reese Robinett	1	(0-1)
Ben McLaughlin	1	(1-0)
7TH SPOT:		
Caleb Cali	5	(5-0)
Jayson Jones	3	(3-0)
Kendall Diggs	3	(2-1)
Harold Coll	3	(3-0)
Peyton Holt	3	(3-0)
Hudson Polk	1	(0-1)
Parker Rowland	1	(1-0)
Mason Neville	1	(1-0)
8TH SPOT:		
Parker Rowland	10	(10-0)
Hudson Polk	8	(7-1)
Jayson Jones	1	(1-0)
Mason Neville	1	(0-1)
9TH SPOT:		
John Bolton	19	(17-2)
Harold Coll	1	(1-0)





## STARTERS SUMMARY

Player	GS	Position											Batting Order								
		p	c	1b	2b	3b	ss	lf	cf	rf	of	dh	1st	2nd	3rd	4th	5th	6th	7th	8th	9th
Jared Wegner	20	.	.	.	.	.	.	19	1	.	.	.	.	2	16	.	2	.	.	.	.
Jace Bohrofen	20	.	.	.	.	.	.	.	.	19	.	1	.	2	1	1	11	5	.	.	.
John Bolton	19	.	.	.	.	.	19	.	.	.	.	.	.	.	.	.	.	.	.	.	19
Tavian Josenberge	19	.	.	.	.	.	.	.	19	.	.	.	.	19	.	.	.	.	.	.	.
Brady Slavens	19	.	.	18	.	1	.	.	.	.	.	.	.	.	1	18	.	.	.	.	.
Kendall Diggs	18	.	.	.	.	.	.	.	.	1	.	17	.	1	1	.	3	10	3	.	.
Peyton Stovall	17	.	.	.	17	.	.	.	.	.	.	.	.	.	15	.	2	.	.	.	.
Parker Rowland	11	.	11	.	.	.	.	.	.	.	.	.	.	.	.	.	.	.	1	10	.
Caleb Cali	9	.	.	.	.	9	.	.	.	.	.	.	.	.	2	.	1	1	5	.	.
Hudson Polk	9	.	9	.	.	.	.	.	.	.	.	.	.	.	.	.	.	.	1	8	.
Harold Coll	6	.	.	.	1	4	1	.	.	.	.	.	.	.	.	.	.	2	3	.	1
Will McEntire	5	5	.	.	.	.	.	.	.	.	.	.	.	.	.	.	.	.	.	.	.
Jayson Jones	5	.	.	.	1	3	.	.	.	.	.	1	.	.	.	1	.	.	3	1	.
Hunter Hollan	5	5	.	.	.	.	.	.	.	.	.	.	.	.	.	.	.	.	.	.	.
Hagen Smith	4	4	.	.	.	.	.	.	.	.	.	.	.	.	.	.	.	.	.	.	.
Peyton Holt	3	.	.	.	1	2	.	.	.	.	.	.	.	.	.	.	.	.	3	.	.
Ben Bybee	2	2	.	.	.	.	.	.	.	.	.	.	.	.	.	.	.	.	.	.	.
Reese Robinett	2	.	.	1	.	1	.	.	.	.	.	.	.	.	.	.	1	1	.	.	.
Parker Coil	2	2	.	.	.	.	.	.	.	.	.	.	.	.	.	.	.	.	.	.	.
Mason Neville	2	.	.	.	.	.	.	1	.	.	.	1	.	.	.	.	.	.	1	1	.
Zack Morris	1	1	.	.	.	.	.	.	.	.	.	.	.	.	.	.	.	.	.	.	.
Ben McLaughlin	1	.	.	1	.	.	.	.	.	.	.	.	.	.	.	.	.	1	.	.	.
Cody Adcock	1	1	.	.	.	.	.	.	.	.	.	.	.	.	.	.	.	.	.	.	.

<b>Multiple Hit Games</b>	<b>2</b>	<b>3</b>	<b>4</b>	<b>5+</b>	<b>Total</b>
Tavian Josenberger	10	-	-	-	10
Jace Bohrofen	7	2	-	-	9
Jared Wegner	5	2	-	-	7
Brady Slavens	7	-	-	-	7
Peyton Stovall	3	3	-	-	6
Kendall Diggs	2	2	-	-	4
John Bolton	3	-	-	-	3
Parker Rowland	2	-	-	-	2
Caleb Cali	2	-	-	-	2
Peyton Holt	1	-	-	-	1
Hunter Grimes	1	-	-	-	1
Harold Coll	-	1	-	-	1
Jayson Jones	1	-	-	-	1
TEAM	44	10	0	0	54

<b>Multiple RBI Games</b>	<b>2</b>	<b>3</b>	<b>4</b>	<b>5+</b>	<b>Total</b>
Jared Wegner	4	5	-	1	10
Kendall Diggs	5	1	2	-	8
Jace Bohrofen	5	1	-	-	6
Brady Slavens	3	1	1	-	5
Tavian Josenberger	4	-	-	-	4
Peyton Stovall	2	1	1	-	4
Parker Rowland	3	-	-	-	3
Caleb Cali	3	-	-	-	3
Harold Coll	1	-	1	-	2
Reese Robinett	1	-	-	-	1
John Bolton	1	-	-	-	1
Ben McLaughlin	1	-	-	-	1
Peyton Holt	1	-	-	-	1
Jayson Jones	1	-	-	-	1
TEAM	35	9	5	1	50

<b>Hitting Streaks</b>	<b>Longest</b>	<b>Current</b>
Jared Wegner	13	13
Kendall Diggs	9	9
Jace Bohrofen	8	1
Peyton Stovall	7	2
Tavian Josenberger	6	4
Brady Slavens	6	-
John Bolton	4	-
Hunter Grimes	3	3
Caleb Cali	3	-
Parker Rowland	3	1
Harold Coll	2	2
Jayson Jones	2	2
Peyton Holt	2	2
Reese Robinett	1	1
Ben McLaughlin	1	1
Hudson Polk	1	-
Mason Neville	1	-

<b>Reached Base Streaks</b>	<b>Longest</b>	<b>Current</b>
John Bolton	18	-
Jace Bohrofen	16	1
Jared Wegner	13	13
Kendall Diggs	12	12
Brady Slavens	12	12
Peyton Stovall	11	11
Caleb Cali	8	-
Tavian Josenberger	6	4
Harold Coll	5	5
Hunter Grimes	4	4
Parker Rowland	4	1
Jayson Jones	4	2
Hudson Polk	4	-
Peyton Holt	2	2
Reese Robinett	1	1
Mason Neville	1	-
Ben McLaughlin	1	1



# III INDIVIDUAL GAME-BY-GAME

## #49 Cody Adcock - 2 games (All games)

Date	Opponent	Pos	AB	R	H	RBI	2B	3B	HR	BB	SB	CS	HBP	SAC	SF	GDP	K	PO	A
Mar 01	ILLINOIS STATE	p	0	0	0	0	0	0	0	0	0	0	0	0	0	0	0	0	1
Mar 05	WRIGHT STATE	p	0	0	0	0	0	0	0	0	0	0	0	0	0	0	0	1	0
Totals		0gs	0	0	0	0	0	0	0	0	0	0	0	0	0	0	0	1	1

On base pct. .000 • Slugging pct. .000

## #49 Cody Adcock - 10 appearances (All games)

Date	Opponent	GS	IP	H	R	ER	BB	SO	2B	3B	HR	WP	BK	HBP	IBB	Score	W-L	Sv
Feb 17	vs Texas		1.0	2	2	2	0	2	1	0	1	0	0	0	0	3-2	1-0	0 18
Feb 19	vs Oklahoma State		1.0	0	0	0	0	1	0	0	0	0	0	0	0	18-1	1-0	0 9
Feb 24	EASTERN ILLINOI		0.1	1	0	0	0	1	0	0	0	0	0	0	0	13-2	1-0	0 7
Feb 26	EASTERN ILLINOI		1.1	4	4	4	0	2	1	0	2	0	0	0	0	3-12	1-1	0 14
Mar 01	ILLINOIS STATE		2.0	1	0	0	1	2	0	0	0	0	0	0	0	10-9	1-1	0 9
Mar 05	WRIGHT STATE		2.2	3	1	1	0	1	0	0	0	0	0	1	0	6-2	1-1	1 7
Mar 10	LOUISIANA TECH		1.0	3	2	2	1	2	0	0	1	0	0	0	0	7-4	1-1	1 8
Mar 12	LOUISIANA TECH		2.0	2	3	2	1	2	0	0	1	0	0	0	0	15-6	1-1	1 8
Mar 14	UNLV		1.1	1	0	0	1	1	0	0	0	0	0	0	0	13-7	1-1	1 7
Mar 19	AUBURN	*	6.0	1	0	0	1	6	0	0	0	0	0	0	0	5-0	2-1	1 5
Totals		1	18.2	18	12	11	5	20	2	0	5	0	0	1	0	93-45	2-1	1 5

## #8 Jace Bohrofen - 20 games (All games)

Date	Opponent	Pos	AB	R	H	RBI	2B	3B	HR	BB	SB	CS	HBP	SAC	SF	GDP	K	PO	A
Feb 17	vs Texas	*of	3	1	1	0	0	0	0	1	0	0	0	0	0	0	1	0	0
Feb 18	vs TCU	*of	3	0	0	0	0	0	0	0	0	0	0	0	0	0	2	4	0
Feb 19	vs Oklahoma State	*of	3	2	2	0	0	0	0	1	0	0	0	0	0	0	1	0	0
Feb 21	GRAMBLING	*of	2	1	1	2	1	0	0	1	0	0	0	0	1	0	1	3	0
Feb 24	EASTERN ILLINOI	*of	1	1	1	0	0	0	0	2	2	0	1	0	0	0	0	1	0
Feb 25	EASTERN ILLINOI	*of	4	2	3	2	2	0	0	1	0	0	0	0	0	0	0	1	0
Feb 26	EASTERN ILLINOI	*of	4	1	1	1	0	0	1	0	0	0	0	0	0	0	1	4	1
Mar 01	ILLINOIS STATE	*of	4	1	0	0	0	0	0	1	0	0	1	0	0	0	1	1	0
Mar 03	WRIGHT STATE	*of	2	0	0	0	0	0	0	1	0	0	1	0	0	0	2	1	0
Mar 04	WRIGHT STATE	*of	3	1	2	1	1	0	0	1	0	0	0	0	0	0	0	1	0
Mar 05	WRIGHT STATE	*of	4	1	3	3	0	0	1	0	0	0	0	0	0	0	0	1	0
Mar 07	ARMY	*of	3	2	2	1	0	0	1	0	0	0	1	0	0	0	1	3	0
Mar 10	LOUISIANA TECH	*of	3	1	2	2	0	0	1	1	0	0	1	0	0	0	0	2	0
Mar 11	LOUISIANA TECH	*of	4	1	1	1	0	0	1	0	0	0	0	0	0	0	1	3	0
Mar 12	LOUISIANA TECH	*of	4	2	2	2	1	0	0	1	0	0	0	0	0	0	0	3	0
Mar 14	UNLV	*of	5	2	2	2	1	0	0	0	0	0	0	0	0	0	2	2	0
Mar 15	UNLV	*dh	3	1	1	0	0	0	0	1	0	0	0	0	0	0	0	0	0
Mar 17	AUBURN	*of	3	1	0	0	0	0	0	1	0	0	0	0	0	0	1	3	0
Mar 18	AUBURN	*of	4	0	0	0	0	0	0	0	0	0	0	0	0	0	2	3	0
Mar 19	AUBURN	*of	2	1	2	0	0	0	0	0	0	1	2	0	0	0	0	1	0
Totals		20gs	64	22	26	17	6	0	5	13	2	1	7	0	1	0	16	37	1

On base pct. .541 • Slugging pct. .734

## #9 John Bolton - 19 games (All games)

Date	Opponent	Pos	AB	R	H	RBI	2B	3B	HR	BB	SB	CS	HBP	SAC	SF	GDP	K	PO	A	E
Feb 17	vs Texas	*ss	4	0	2	1	1	0	0	0	0	0	0	0	0	0	1	2	4	0
Feb 18	vs TCU	*ss	4	0	1	0	0	0	0	0	0	0	0	0	0	0	1	1	6	0
Feb 19	vs Oklahoma State	*ss	3	1	1	2	0	0	0	0	0	0	0	0	1	0	2	0	2	0
Feb 21	GRAMBLING	*ss	3	1	0	0	0	0	0	0	0	0	1	0	0	0	0	1	3	0
Feb 24	EASTERN ILLINOI	*ss	4	2	2	0	0	0	0	0	0	0	0	0	0	0	0	0	2	0
Feb 25	EASTERN ILLINOI	*ss	5	1	1	0	0	0	0	0	0	0	0	0	0	0	0	1	3	0
Feb 26	EASTERN ILLINOI	*ss	3	1	1	1	1	0	0	0	0	0	0	0	0	0	1	0	1	0
Mar 01	ILLINOIS STATE	*ss	5	0	1	0	0	0	0	0	0	0	0	0	0	0	2	1	7	2
Mar 04	WRIGHT STATE	*ss	3	1	0	1	0	0	0	1	0	0	1	0	0	0	1	2	3	0
Mar 05	WRIGHT STATE	*ss	3	1	1	1	0	0	0	1	1	0	0	0	0	0	0	0	2	0
Mar 07	ARMY	*ss	2	0	0	0	0	0	0	1	0	0	0	0	0	0	0	0	4	0
Mar 10	LOUISIANA TECH	*ss	2	0	0	0	0	0	0	2	0	0	0	0	0	0	1	0	5	0
Mar 11	LOUISIANA TECH	*ss	2	1	0	0	0	0	0	1	0	0	0	0	0	0	0	1	0	0
Mar 12	LOUISIANA TECH	*ss	3	3	2	0	0	0	0	1	0	0	1	0	0	0	1	1	3	0
Mar 14	UNLV	*ss	4	1	0	0	0	0	0	1	0	0	0	0	0	0	2	1	2	1
Mar 15	UNLV	*ss	3	1	0	0	0	0	0	1	0	0	0	0	0	0	1	4	2	1
Mar 17	AUBURN	*ss	3	1	1	0	1	0	0	0	0	0	1	0	0	0	2	1	2	0
Mar 18	AUBURN	*ss	3	1	1	1	0	0	0	0	0	0	0	0	1	0	1	2	5	0
Mar 19	AUBURN	*ss	3	0	0	0	0	0	0	0	0	0	0	0	0	1	1	3	1	0
Totals		19gs	62	16	14	7	3	0	0	9	1	0	4	0	2	1	17	21	57	2

On base pct. .351 • Slugging pct. .274

## #40 Ben Bybee - 1 game (All games)

Date	Opponent	Pos	AB	R	H	RBI	2B	3B	HR	BB	SB	CS	HBP	SAC	SF	GDP	K	PO	A	E
Mar 15	UNLV	*p	0	0	0	0	0	0	0	0	0	0	0	0	0	0	0	1	0	0
Totals		1gs	0	0	0	0	0	0	0	0	0	0	0	0	0	0	0	1	0	0

On base pct. .000 • Slugging pct. .000

## #40 Ben Bybee - 4 appearances (All games)

Date	Opponent	GS	IP	H	R	ER	BB	SO	2B	3B	HR	WP	BK	HBP	IBB	Score	W-L	Sv	E
Feb 18	vs TCU		0.1	0	0	0	0	1	0	0	0	0	0	1	0	6-18	0-0	0	0
Feb 21	GRAMBLING	*	2.0	2	2	2	2	3	0	0	1	0	0	0	0	9-7	0-0	0	7
Mar 04	WRIGHT STATE		0.1	1	0	0	0	0	0	1	0	0	0	0	0	12-6	0-0	0	6
Mar 15	UNLV	*	5.0	6	0	0	1	3	2	0	0	0	0	1	0	5-2	1-0	0	2
Totals		2	7.2	9	2	2	3	7	2	1	1	0	0	2	0	32-33	1-0	0	2

## #6 Caleb Cali - 12 games (All games)

Date	Opponent	Pos	AB	R	H	RBI	2B	3B	HR	BB	SB	CS	HBP	SAC	SF	GDP	K	PO	A	E
Feb 17	vs Texas	*3b	5	0	0	0	0	0	0	0	0	0	0	0	0	1	4	1	0	1
Feb 18	vs TCU	*3b	3	0	0	0	0	0	0	0	0	0	0	0	0	0	3	0	2	0
Feb 21	GRAMBLING	3b	0	0	0	0	0	0	0	0	0	0	0	0	0	0	0	0	0	0
Feb 24	EASTERN ILLINOI	ph	0	1	0	0	0	0	0	1	0	0	0	0	0	0	0	0	0	0
Feb 25	EASTERN ILLINOI	*3b	2	1	0	0	0	0	0	1	0	0	0	0	0	0	0	0	1	0
Mar 01	ILLINOIS STATE	*3b	4	1	1	2	0	0	1	1	0	0	0	0	0	0	1	0	3	0
Mar 03	WRIGHT STATE	*3b	4	1	2	2	1	0	1	0	0	0	0	0	0	0	1	0	2	0
Mar 04	WRIGHT STATE	*3b/1	4	1	2	2	0	0	0	1	0	1	0	0	0	1	1	0	1	0
Mar 05	WRIGHT STATE	*3b	3	1	0	0	0	0	0	1	0	0	0	0	0	0	2	3	4	1
Mar 07	ARMY	*3b	3	0	1	0	0	0	0	1	0	0	0	0	0	0	2	0	5	0
Mar 10	LOUISIANA TECH	*3b	3	0	1	0	0	0	0	1	0	1	0	0	0	0	0	0	1	0
Mar 12	LOUISIANA TECH	3b	1	0	0	0	0	0	0	0	0	0	0	0	0	0	0	0	0	0
Totals		9gs	32	6	7	6	1	0	2	7	0	2	1	0	0	2	14	4	19	2

On base pct. .375 • Slugging pct. .438



# III INDIVIDUAL GAME-BY-GAME

## #31 Dylan Carter - 3 games (All games)

Date	Opponent	Pos	AB	R	H	RBI	2B	3B	HR	BB	SB	CS	HBP	SAC	SF	GDP	K	PO	A	E	Avg
Mar 03	WRIGHT STATE	p	0	0	0	0	0	0	0	0	0	0	0	0	0	0	0	1	0	0	.000
Mar 10	LOUISIANA TECH	p	0	0	0	0	0	0	0	0	0	0	0	0	0	0	0	1	0	0	.000
Mar 18	AUBURN	p	0	0	0	0	0	0	0	0	0	0	0	0	0	0	0	0	2	0	.000
Totals		0gs	0	0	0	0	0	0	0	0	0	0	0	0	0	0	0	2	2	0	.000

On base pct. .000 • Slugging pct. .000

## #31 Dylan Carter - 8 appearances (All games)

Date	Opponent	GS	IP	H	R	ER	BB	SO	2B	3B	HR	WP	BK	HBP	IBB	Score	W-L	Sv	ERA	NP
Feb 18	vs TCU		1.1	2	3	3	0	1	1	0	0	0	0	0	1	6-18	0-0	0	20.25	26
Feb 25	EASTERN ILLINOI		1.0	1	0	0	1	1	0	0	0	0	0	0	0	10-3	0-0	0	11.57	18
Mar 01	ILLINOIS STATE		2.1	1	0	0	0	1	0	0	0	0	0	0	0	10-9	1-0	0	5.79	30
Mar 03	WRIGHT STATE		2.1	4	1	1	1	3	0	0	0	0	0	0	0	12-2	1-0	0	5.14	43
Mar 07	ARMY		3.0	3	1	1	1	2	0	0	0	0	0	0	0	7-5	2-0	0	4.50	44
Mar 10	LOUISIANA TECH		3.0	1	0	0	0	2	0	0	0	0	0	0	0	7-4	2-0	1	3.46	35
Mar 14	UNLV		1.2	1	0	0	0	1	0	0	0	1	0	0	0	13-7	3-0	1	3.07	21
Mar 18	AUBURN		3.0	1	0	0	0	3	1	0	0	0	0	1	0	9-3	3-0	2	2.55	54
Totals		0	17.2	14	5	5	3	14	2	0	0	1	0	2	0	74-51	3-0	2	2.55	-

## #36 Parker Coil - 4 games (All games)

Date	Opponent	Pos	AB	R	H	RBI	2B	3B	HR	BB	SB	CS	HBP	SAC	SF	GDP	K	PO	A	E	Avg
Feb 18	vs TCU	p	0	0	0	0	0	0	0	0	0	0	0	0	0	0	0	0	1	0	.000
Feb 26	EASTERN ILLINOI	p	0	0	0	0	0	0	0	0	0	0	0	0	0	0	0	1	1	0	.000
Mar 03	WRIGHT STATE	p	0	0	0	0	0	0	0	0	0	0	0	0	0	0	0	1	0	0	.000
Mar 07	ARMY	*p	0	0	0	0	0	0	0	0	0	0	0	0	0	0	0	0	1	1	.000
Totals		1gs	0	0	0	0	0	0	0	0	0	0	0	0	0	0	0	2	3	1	.000

On base pct. .000 • Slugging pct. .000

## #36 Parker Coil - 5 appearances (All games)

Date	Opponent	GS	IP	H	R	ER	BB	SO	2B	3B	HR	WP	BK	HBP	IBB	Score	W-L	Sv	ERA	NP
Feb 18	vs TCU		1.1	2	2	2	3	0	0	0	1	0	0	0	0	6-18	0-0	0	13.50	35
Feb 26	EASTERN ILLINOI		0.2	2	1	0	1	0	0	0	0	0	0	0	0	3-12	0-0	0	9.00	21
Mar 03	WRIGHT STATE		1.0	2	0	0	0	1	0	0	0	0	0	0	0	12-2	0-0	0	6.00	24
Mar 07	ARMY	*	3.2	6	3	3	1	3	1	0	1	2	0	0	0	7-5	0-0	0	6.75	60
Mar 14	UNLV	*	2.1	4	4	4	1	4	1	0	0	1	0	0	0	13-7	0-0	0	9.00	50
Totals		2	9.0	16	10	9	6	8	2	0	2	3	0	0	0	41-44	0-0	0	9.00	-

## #1 Harold Coll - 9 games (All games)

Date	Opponent	Pos	AB	R	H	RBI	2B	3B	HR	BB	SB	CS	HBP	SAC	SF	GDP	K	PO	A	E	Avg
Feb 18	vs TCU	ph	1	0	0	0	0	0	0	0	0	0	0	0	0	0	0	0	0	0	.000
Feb 19	vs Oklahoma State	ss	0	0	0	1	0	0	0	0	0	0	0	0	1	0	0	0	0	0	.000
Mar 03	WRIGHT STATE	*ss	4	1	1	0	0	0	0	0	0	0	0	0	0	0	0	0	2	0	.200
Mar 04	WRIGHT STATE	ph/2	1	0	0	0	0	0	0	0	0	0	0	0	0	0	0	0	0	0	.167
Mar 14	UNLV	*2b/3	5	2	3	4	2	0	1	0	1	0	0	0	0	0	1	2	2	0	.364
Mar 15	UNLV	*3b	4	0	1	1	0	0	0	0	0	0	0	0	0	0	0	0	4	0	.333
Mar 17	AUBURN	*3b	2	1	0	0	0	0	0	2	0	0	0	0	0	0	1	0	2	0	.294
Mar 18	AUBURN	*3b	4	0	1	1	0	0	0	0	0	0	0	0	0	0	0	0	2	0	.286
Mar 19	AUBURN	*3b	4	0	1	2	0	0	0	0	0	0	0	0	0	1	1	2	2	0	.280
Totals		6gs	25	4	7	9	2	0	1	2	1	0	0	0	1	1	4	4	14	0	.280

On base pct. .321 • Slugging pct. .480



## #5 Kendall Diggs - 18 games (All games)

Date	Opponent	Pos	AB	R	H	RBI	2B	3B	HR	BB	SB	CS	HBP	SAC	SF	GDP	K	PO	A	E	Avg
Feb 17	vs Texas	*dh	3	0	1	2	0	0	0	0	0	0	1	0	0	0	1	0	0	0	.333
Feb 18	vs TCU	*dh	2	1	1	1	0	0	1	1	0	0	0	0	0	0	0	0	0	0	.400
Feb 19	vs Oklahoma State	*dh	3	2	1	0	0	0	0	0	0	0	1	0	0	0	0	0	0	0	.375
Feb 21	GRAMBLING	*dh	3	1	1	0	0	0	0	1	0	0	0	0	0	0	1	0	0	0	.364
Feb 24	EASTERN ILLINOI	*dh	4	2	1	4	0	0	1	1	0	0	0	0	0	0	1	0	0	0	.333
Feb 25	EASTERN ILLINOI	*dh	5	0	0	0	0	0	0	0	0	0	0	0	0	0	1	0	0	0	.250
Mar 01	ILLINOIS STATE	*dh	5	2	3	2	2	0	1	1	0	0	0	0	0	0	0	0	0	0	.320
Mar 03	WRIGHT STATE	*dh	2	1	0	0	0	0	0	2	0	0	0	0	0	0	1	0	0	0	.296
Mar 05	WRIGHT STATE	*dh	2	0	0	0	0	0	0	2	0	0	0	0	0	1	0	0	0	0	.276
Mar 07	ARMY	*dh	4	1	1	3	0	0	1	0	0	0	0	0	0	0	1	1	0	0	.273
Mar 10	LOUISIANA TECH	*dh	3	2	2	2	0	0	0	1	0	0	0	0	1	0	0	0	0	0	.306
Mar 11	LOUISIANA TECH	*dh	3	1	1	1	0	0	1	1	0	0	0	0	0	0	1	0	0	0	.308
Mar 12	LOUISIANA TECH	*dh	5	1	1	2	0	0	1	0	0	0	0	0	0	0	0	0	0	0	.295
Mar 14	UNLV	*dh	3	3	3	1	1	0	0	2	0	0	0	0	0	0	0	0	0	0	.340
Mar 15	UNLV	*of	4	0	1	2	1	0	0	0	0	0	0	0	0	0	0	1	0	1	.333
Mar 17	AUBURN	*dh	4	0	1	0	0	0	0	0	0	0	0	0	0	0	2	0	0	0	.327
Mar 18	AUBURN	*dh	3	1	2	4	2	0	0	1	0	0	0	0	0	0	0	0	0	0	.345
Mar 19	AUBURN	*dh	3	1	1	0	1	0	0	1	0	0	0	0	0	0	1	0	0	0	.344
Totals		18gs	61	19	21	24	7	0	6	14	0	0	2	0	1	2	10	1	0	1	.344

On base pct. .474 • Slugging pct. .754

## #48 Cooper Dossett - 2 appearances (All games)

Date	Opponent	GS	IP	H	R	ER	BB	SO	2B	3B	HR	WP	BK	HBP	IBB	Score	W-L	Sv	ERA	NP
Feb 18	vs TCU		0.2	2	4	4	3	2	0	0	0	0	0	1	0	6-18	0-0	0	54.00	37
Feb 26	EASTERN ILLINOI		1.0	0	0	0	1	1	0	0	0	0	0	0	0	3-12	0-0	0	21.60	21
Totals		0	1.2	2	4	4	4	3	0	0	0	0	0	1	0	9-30	0-0	0	21.60	-

## #37 Jake Faherty - 1 appearance (All games)

Date	Opponent	GS	IP	H	R	ER	BB	SO	2B	3B	HR	WP	BK	HBP	IBB	Score	W-L	Sv	ERA	NP
Mar 04	WRIGHT STATE		0.2	0	3	3	3	1	0	0	0	0	2	0	0	12-6	0-0	0	40.50	22
Totals		0	0.2	0	3	3	3	1	0	0	0	0	2	0	0	12-6	0-0	0	40.50	-

## #38 Sean Fitzpatrick - 1 appearance (All games)

Date	Opponent	GS	IP	H	R	ER	BB	SO	2B	3B	HR	WP	BK	HBP	IBB	Score	W-L	Sv	ERA	NP
Feb 18	vs TCU		0.1	2	0	0	0	1	1	0	0	1	0	0	0	6-18	0-0	0	0.00	15
Totals		0	0.1	2	0	0	0	1	1	0	0	1	0	0	0	6-18	0-0	0	0.00	-

## #46 Christian Foutch - 1 appearance (All games)

Date	Opponent	GS	IP	H	R	ER	BB	SO	2B	3B	HR	WP	BK	HBP	IBB	Score	W-L	Sv	ERA	NP
Mar 12	LOUISIANA TECH		1.0	0	0	0	1	1	0	0	0	0	0	0	0	15-6	0-0	0	0.00	16
Totals		0	1.0	0	0	0	1	1	0	0	0	0	0	0	0	15-6	0-0	0	0.00	-

## #28 Koty Frank - 3 games (All games)

Date	Opponent	Pos	AB	R	H	RBI	2B	3B	HR	BB	SB	CS	HBP	SAC	SF	GDP	K	PO	A	E	Avg
Feb 17	vs Texas	p	0	0	0	0	0	0	0	0	0	0	0	0	0	0	0	0	1	0	.000
Feb 21	GRAMBLING	p	0	0	0	0	0	0	0	0	0	0	0	0	0	0	0	1	0	0	.000
Mar 01	ILLINOIS STATE	p	0	0	0	0	0	0	0	0	0	0	0	0	0	0	0	0	1	0	.000
Totals		0gs	0	0	0	0	0	0	0	0	0	0	0	0	0	0	0	1	2	0	.000

On base pct. .000 • Slugging pct. .000



# III INDIVIDUAL GAME-BY-GAME

## #28 Koty Frank - 6 appearances (All games)

Date	Opponent	GS	IP	H	R	ER	BB	SO	2B	3B	HR	WP	BK	HBP	IBB	Score	W-L	Sv	ERA	NP
Feb 17	vs Texas		1.1	2	0	0	0	0	0	0	0	1	0	0	0	3-2	0-0	0	0.00	22
Feb 19	vs Oklahoma State		1.0	1	0	0	0	1	0	0	0	0	0	0	0	18-1	0-0	0	0.00	16
Feb 21	GRAMBLING		2.2	0	0	0	1	3	0	0	0	0	0	0	0	9-7	0-0	0	0.00	31
Feb 25	EASTERN ILLINOI		2.1	2	1	1	0	2	0	0	1	0	0	0	0	10-3	0-0	0	1.23	32
Mar 01	ILLINOIS STATE		4.0	4	3	3	0	3	0	0	1	0	0	0	0	10-9	0-0	0	3.18	55
Mar 05	WRIGHT STATE		0.1	0	0	0	0	0	0	0	0	0	0	0	0	6-2	0-0	0	3.09	1
Totals		0	11.2	9	4	4	1	9	0	0	2	1	0	0	0	56-24	0-0	0	3.09	-

## #21 Hunter Grimes - 4 games (All games)

Date	Opponent	Pos	AB	R	H	RBI	2B	3B	HR	BB	SB	CS	HBP	SAC	SF	GDP	K	PO	A	E	Avg
Feb 19	vs Oklahoma State	ph/of	1	1	1	0	0	0	0	0	0	0	0	0	0	0	0	0	0	0	1.000
Mar 04	WRIGHT STATE	ph/of	0	0	0	0	0	0	0	1	0	0	0	0	0	0	0	0	0	0	1.000
Mar 14	UNLV	ph/2	2	2	2	1	0	1	0	0	0	0	0	0	0	0	0	0	0	1	1.000
Mar 18	AUBURN	ph	1	0	1	1	0	0	0	0	0	0	0	0	0	0	0	0	0	0	1.000
Totals		0gs	4	3	4	2	0	1	0	1	0	0	0	0	0	0	0	0	0	1	1.000

On base pct. 1.000 • Slugging pct. 1.500

## #39 Hunter Hollan - 4 games (All games)

Date	Opponent	Pos	AB	R	H	RBI	2B	3B	HR	BB	SB	CS	HBP	SAC	SF	GDP	K	PO	A	E	Avg
Feb 26	EASTERN ILLINOI	*p	0	0	0	0	0	0	0	0	0	0	0	0	0	0	0	0	0	1	.000
Mar 05	WRIGHT STATE	*p	0	0	0	0	0	0	0	0	0	0	0	0	0	0	0	0	1	0	.000
Mar 12	LOUISIANA TECH	*p	0	0	0	0	0	0	0	0	0	0	0	0	0	0	0	1	0	0	.000
Mar 17	AUBURN	*p	0	0	0	0	0	0	0	0	0	0	0	0	0	0	0	0	1	0	.000
Totals		4gs	0	0	0	0	0	0	0	0	0	0	0	0	0	0	0	1	2	1	.000

On base pct. .000 • Slugging pct. .000

## #39 Hunter Hollan - 5 appearances (All games)

Date	Opponent	GS	IP	H	R	ER	BB	SO	2B	3B	HR	WP	BK	HBP	IBB	Score	W-L	Sv	ERA	NP
Feb 19	vs Oklahoma State	*	4.0	3	1	1	2	5	1	0	0	0	0	1	0	18-1	1-0	0	2.25	68
Feb 26	EASTERN ILLINOI	*	5.2	6	2	2	2	4	1	0	1	0	0	0	0	3-12	1-0	0	2.79	86
Mar 05	WRIGHT STATE	*	6.0	5	1	1	2	5	1	0	0	0	0	0	0	6-2	2-0	0	2.30	90
Mar 12	LOUISIANA TECH	*	5.0	2	3	1	0	7	0	0	0	1	0	3	0	15-6	3-0	0	2.18	77
Mar 17	AUBURN	*	6.0	6	2	2	3	3	0	0	1	0	0	1	0	7-2	4-0	0	2.36	94
Totals		5	26.2	22	9	7	9	24	3	0	2	1	0	5	0	49-23	4-0	0	2.36	-

## #24 Peyton Holt - 7 games (All games)

Date	Opponent	Pos	AB	R	H	RBI	2B	3B	HR	BB	SB	CS	HBP	SAC	SF	GDP	K	PO	A	E	Avg
Feb 19	vs Oklahoma State	ph/2	2	0	1	1	0	0	0	0	0	0	0	0	0	0	0	0	0	0	.500
Feb 21	GRAMBLING	pr	0	1	0	0	0	0	0	0	0	0	0	0	0	0	0	0	0	0	.500
Feb 24	EASTERN ILLINOI	*2b	4	0	2	2	0	0	0	0	0	0	0	0	0	1	0	2	1	0	.500
Mar 04	WRIGHT STATE	ph/3	1	0	0	0	0	0	0	0	0	0	0	0	0	0	0	0	1	0	.429
Mar 10	LOUISIANA TECH	pr/3b	0	0	0	0	0	0	0	0	0	0	0	0	0	0	0	0	1	0	.429
Mar 11	LOUISIANA TECH	*3b	4	1	1	1	0	0	1	0	0	0	0	0	0	0	1	1	2	1	.364
Mar 12	LOUISIANA TECH	*3b	4	1	1	1	0	1	0	0	0	0	0	0	0	0	1	0	0	1	.333
Totals		3gs	15	3	5	5	0	1	1	0	0	0	0	0	0	1	2	3	5	2	.333

On base pct. .333 • Slugging pct. .667

## #13 Jayson Jones - 7 games (All games)

Date	Opponent	Pos	AB	R	H	RBI	2B	3B	HR	BB	SB	CS	HBP	SAC	SF	GDP	K	PO	A	E	Avg
Feb 18	vs TCU	ph/3	2	1	1	1	0	0	1	0	0	0	0	0	0	0	0	0	0	0	.500
Feb 19	vs Oklahoma State	*3b	2	2	0	0	0	0	0	3	0	0	0	0	0	0	1	0	2	0	.250
Feb 21	GRAMBLING	*3b	2	0	0	0	0	0	0	1	1	0	0	0	0	1	0	0	2	0	.167
Mar 04	WRIGHT STATE	*dh	5	1	2	2	1	0	1	0	0	0	0	0	0	0	2	0	0	0	.273
Mar 07	ARMY	ph	1	0	0	0	0	0	0	0	0	0	0	0	0	0	0	0	0	0	.250
Mar 14	UNLV	*3b/1	2	2	1	1	0	0	0	3	0	0	0	0	0	0	1	2	0	0	.286
Mar 15	UNLV	*2b	3	0	1	0	1	0	0	0	0	0	1	0	0	1	0	1	1	0	.294
Totals		5gs	17	6	5	4	2	0	2	7	1	0	1	0	0	2	4	3	5	0	.294

On base pct. .520 • Slugging pct. .765

## #12 Tavian Josenberger - 20 games (All games)

Date	Opponent	Pos	AB	R	H	RBI	2B	3B	HR	BB	SB	CS	HBP	SAC	SF	GDP	K	PO	A	E	Avg
Feb 17	vs Texas	*of	4	0	1	0	0	0	0	1	0	0	0	0	0	0	0	1	0	0	.250
Feb 18	vs TCU	*of	5	0	0	0	0	0	0	0	0	0	0	0	0	0	2	4	0	0	.111
Feb 19	vs Oklahoma State	*of	4	2	2	2	1	0	1	0	0	0	0	0	0	0	1	3	0	0	.231
Feb 21	GRAMBLING	*of	2	2	2	2	1	0	0	2	1	0	0	0	1	0	0	1	0	0	.333
Feb 24	EASTERN ILLINOI	*of	5	2	2	0	0	0	0	0	0	0	0	0	0	0	1	2	0	0	.350
Feb 25	EASTERN ILLINOI	*of	5	2	2	2	0	0	1	0	0	0	0	0	0	0	0	4	0	0	.360
Feb 26	EASTERN ILLINOI	*of	4	0	2	1	0	0	0	0	0	0	0	0	0	0	0	3	0	0	.379
Mar 01	ILLINOIS STATE	*of	5	1	1	1	0	0	0	0	2	1	1	0	0	0	0	5	1	0	.353
Mar 03	WRIGHT STATE	*of	5	1	0	0	0	0	0	0	1	0	0	0	0	0	1	3	0	0	.308
Mar 04	WRIGHT STATE	*of	5	0	2	1	1	0	0	0	0	0	0	0	1	0	1	5	0	0	.318
Mar 05	WRIGHT STATE	*of	4	0	1	0	0	0	0	1	1	1	0	0	0	0	3	2	0	0	.312
Mar 07	ARMY	*of	2	1	1	0	0	0	0	2	0	0	0	0	0	0	0	4	1	0	.320
Mar 10	LOUISIANA TECH	*of	3	0	2	0	0	0	0	2	0	1	0	0	0	0	0	3	0	0	.340
Mar 11	LOUISIANA TECH	*of	4	0	1	0	0	0	0	0	0	0	0	0	0	0	1	6	0	0	.333
Mar 12	LOUISIANA TECH	*of	3	2	2	1	1	0	0	3	0	0	0	0	0	0	0	3	1	0	.350
Mar 14	UNLV	ph/of	2	0	0	0	0	0	0	0	0	0	0	0	0	0	2	0	0	0	.339
Mar 15	UNLV	*of	4	1	1	0	0	0	0	0	0	0	0	0	0	0	0	0	0	0	.333
Mar 17	AUBURN	*of	4	0	2	1	0	0	0	1	1	0	0	0	0	0	0	0	0	0	.343
Mar 18	AUBURN	*of	5	2	1	2	0	0	1	0	0	0	0	0	0	0	1	2	0	0	.333
Mar 19	AUBURN	*of	3	1	2	0	1	0	0	1	0	0	0	0	0	0	0	3	0	0	.346
Totals		19gs	78	17	27	13	5	0	3	13	6	3	1	0	2	0	13	54	3	0	.346

On base pct. .436 • Slugging pct. .526

## #29 Austin Ledbetter - 6 appearances (All games)

Date	Opponent	GS	IP	H	R	ER	BB	SO	2B	3B	HR	WP	BK	HBP	IBB	Score	W-L	Sv	ERA	NP
Feb 18	vs TCU		0.1	2	3	3	1	0	0	0	0	0	0	0	0	6-18	0-0	0	81.00	15
Feb 24	EASTERN ILLINOI		1.0	2	2	2	0	1	1	0	0	0	0	1	0	13-2	0-0	0	33.75	38
Mar 04	WRIGHT STATE		3.0	1	0	0	0	2	0	0	0	0	0	0	0	12-6	0-0	0	10.38	33
Mar 07	ARMY		2.1	3	1	1	0	1	0	0	0	0	0	0	0	7-5	0-0	0	8.10	28
Mar 14	UNLV		2.2	4	3	3	1	5	1	0	0	0	0	0	0	13-7	0-0	0	8.68	48
Mar 19	AUBURN		2.0	2	0	0	0	0	0	0	0	1	0	1	0	5-0	0-0	0	7.15	35
Totals		0	11.1	14	9	9	2	9	2	0	0	1	0	2	0	56-38	0-0	0	7.15	-

## #41 Will McEntire - 1 game (All games)

Date	Opponent	Pos	AB	R	H	RBI	2B	3B	HR	BB	SB	CS	HBP	SAC	SF	GDP	K	PO	A	E	Avg
Mar 04	WRIGHT STATE	*p	0	0	0	0	0	0	0	0	0	0	0	0	0	0	0	0	0	1	.000
Totals		1gs	0	0	0	0	0	0	0	0	0	0	0	0	0	0	0	0	0	1	.000

On base pct. .000 • Slugging pct. .000



# ||| INDIVIDUAL GAME-BY-GAME

## #41 Will McEntire - 6 appearances (All games)

Date	Opponent	GS	IP	H	R	ER	BB	SO	2B	3B	HR	WP	BK	HBP	IBB	Score	W-L	Sv	ERA	NP
Feb 18	vs TCU	*	1.1	5	4	4	1	0	1	0	0	0	0	0	0	6-18	0-0	0	27.00	29
Feb 21	GRAMBLING		0.2	4	1	1	1	0	0	0	0	0	0	0	0	9-7	0-0	0	22.50	19
Feb 25	EASTERN ILLINOI	*	4.2	2	1	1	2	4	0	0	1	0	0	0	0	10-3	1-0	0	8.10	85
Mar 04	WRIGHT STATE	*	5.0	8	3	2	3	6	2	0	2	0	0	0	0	12-6	2-0	0	6.17	95
Mar 11	LOUISIANA TECH	*	9.0	3	1	0	1	6	0	0	0	0	0	0	0	6-1	3-0	0	3.48	97
Mar 18	AUBURN	*	6.0	5	3	3	2	6	0	0	2	0	0	0	1	9-3	4-0	0	3.71	91
Totals		5	26.2	27	13	11	10	22	3	0	5	0	0	1	0	52-38	4-0	0	3.71	-

## #15 Ben McLaughlin - 4 games (All games)

Date	Opponent	Pos	AB	R	H	RBI	2B	3B	HR	BB	SB	CS	HBP	SAC	SF	GDP	K	PO	A	E	Avg
Feb 19	vs Oklahoma State	1b	1	0	0	0	0	0	0	0	0	0	0	0	0	0	0	2	0	0	.000
Feb 21	GRAMBLING	ph	1	0	0	0	0	0	0	0	0	0	0	0	0	0	0	0	0	0	.000
Feb 24	EASTERN ILLINOI	*1b	3	0	0	0	0	0	0	0	0	0	0	0	0	1	0	4	0	0	.000
Feb 25	EASTERN ILLINOI	ph/1	1	0	1	2	0	0	0	1	0	0	0	0	0	0	0	1	0	0	.167
Totals		1gs	6	0	1	2	0	0	0	1	0	0	0	0	0	1	0	7	0	0	.167

On base pct. .286 • Slugging pct. .167

## #32 Zack Morris - 2 games (All games)

Date	Opponent	Pos	AB	R	H	RBI	2B	3B	HR	BB	SB	CS	HBP	SAC	SF	GDP	K	PO	A	E	Avg
Feb 21	GRAMBLING	p	0	0	0	0	0	0	0	0	0	0	0	0	0	0	0	0	1	0	.000
Feb 26	EASTERN ILLINOI	p	0	0	0	0	0	0	0	0	0	0	0	0	0	0	0	0	1	1	.000
Totals		0gs	0	0	0	0	0	0	0	0	0	0	0	0	0	0	0	0	1	1	.000

On base pct. .000 • Slugging pct. .000

## #32 Zack Morris - 5 appearances (All games)

Date	Opponent	GS	IP	H	R	ER	BB	SO	2B	3B	HR	WP	BK	HBP	IBB	Score	W-L	Sv	ERA	NP
Feb 18	vs TCU		3.1	3	2	2	1	2	0	0	0	0	0	0	0	6-18	0-1	0	5.40	59
Feb 21	GRAMBLING		1.2	5	4	4	1	2	0	0	0	0	1	0	0	9-7	0-1	0	10.80	33
Feb 26	EASTERN ILLINOI		0.1	2	3	2	0	0	0	0	0	0	0	0	0	3-12	0-1	0	13.50	9
Mar 01	ILLINOIS STATE	*	1.0	5	2	2	1	1	2	0	0	0	0	0	0	10-9	0-1	0	14.21	34
Mar 15	UNLV		3.0	1	2	0	1	2	0	0	0	0	0	0	0	5-2	0-1	1	9.64	56
Totals		1	9.1	16	13	10	4	7	2	0	0	0	1	0	0	33-48	0-1	1	9.64	-

## #26 Mason Neville - 7 games (All games)

Date	Opponent	Pos	AB	R	H	RBI	2B	3B	HR	BB	SB	CS	HBP	SAC	SF	GDP	K	PO	A	E	Avg
Feb 18	vs TCU	of	0	0	0	0	0	0	0	0	0	0	0	0	0	0	0	0	0	0	.000
Feb 19	vs Oklahoma State	ph/of	1	0	1	0	0	0	0	1	0	0	0	0	0	0	0	1	0	0	1.000
Feb 26	EASTERN ILLINOI	*dh	3	1	0	0	0	0	0	0	0	0	0	0	0	0	1	0	0	0	.250
Mar 03	WRIGHT STATE	ph	1	0	0	0	0	0	0	0	0	0	0	0	0	0	1	0	0	0	.200
Mar 04	WRIGHT STATE	pr/of	0	0	0	0	0	0	0	0	0	0	0	0	0	0	0	0	0	0	.200
Mar 14	UNLV	*of	3	0	0	0	0	0	0	0	0	0	0	0	0	0	3	1	0	0	.125
Mar 15	UNLV	pr/of	0	1	0	0	0	0	0	0	0	0	0	0	0	0	0	0	0	0	.125
Totals		2gs	8	2	1	0	0	0	0	1	0	0	0	0	0	0	5	2	0	0	.125

On base pct. .222 • Slugging pct. .125

## #16 Hudson Polk - 10 games (All games)

Date	Opponent	Pos	AB	R	H	RBI	2B	3B	HR	BB	SB	CS	HBP	SAC	SF	GDP	K	PO	A	E	Avg
Feb 17	vs Texas	*c	4	0	0	0	0	0	0	0	0	0	0	0	0	0	2	13	0	0	.000
Feb 18	vs TCU	*c	4	1	1	1	0	0	1	0	0	0	0	0	0	0	0	7	0	0	.125
Feb 21	GRAMBLING	c	0	0	0	0	0	0	0	0	0	0	0	0	0	0	0	2	0	0	.125
Feb 24	EASTERN ILLINOI	*c	2	2	0	0	0	0	0	1	0	0	1	0	0	0	0	10	0	0	.100
Feb 26	EASTERN ILLINOI	*c	2	0	0	0	0	0	0	1	0	0	0	0	0	0	0	7	0	0	.083
Mar 04	WRIGHT STATE	*c	3	1	0	1	0	0	0	1	0	0	1	0	0	0	0	8	1	0	.067
Mar 07	ARMY	*c	2	0	0	0	0	0	0	0	0	0	0	0	0	1	0	5	0	0	.059
Mar 11	LOUISIANA TECH	*c	2	0	0	0	0	0	0	1	0	1	0	0	0	0	0	6	0	0	.053
Mar 14	UNLV	*c	4	0	1	0	0	0	0	0	0	1	1	0	0	0	2	11	0	0	.087
Mar 18	AUBURN	*c	2	0	0	0	0	0	0	0	0	0	0	0	0	0	2	5	0	0	.080
Totals		9gs	25	4	2	2	0	0	1	4	0	2	3	0	0	1	6	74	1	0	.080

On base pct. .281 • Slugging pct. .200

## #18 Reese Robinett - 5 games (All games)

Date	Opponent	Pos	AB	R	H	RBI	2B	3B	HR	BB	SB	CS	HBP	SAC	SF	GDP	K	PO	A	E	Avg
Feb 19	vs Oklahoma State	ph/d	1	1	1	0	0	0	0	0	0	0	0	0	0	0	0	0	0	0	1.000
Feb 25	EASTERN ILLINOI	pr/1b	0	0	0	0	0	0	0	0	0	0	0	0	0	0	0	0	0	0	1.000
Feb 26	EASTERN ILLINOI	*3b	4	0	0	0	0	0	0	0	0	0	0	0	0	0	1	1	3	0	.200
Mar 04	WRIGHT STATE	1b	0	0	0	0	0	0	0	0	0	0	0	0	0	0	0	1	0	0	.200
Mar 14	UNLV	*1b	3	0	1	2	0	0	0	0	0	0	0	0	0	0	0	2	0	0	.250
Totals		2gs	8	1	2	2	0	0	0	0	0	0	0	0	0	0	1	4	3	0	.250

On base pct. .250 • Slugging pct. .250

## #44 Parker Rowland - 13 games (All games)

Date	Opponent	Pos	AB	R	H	RBI	2B	3B	HR	BB	SB	CS	HBP	SAC	SF	GDP	K	PO	A	E	Avg
Feb 19	vs Oklahoma State	*c	3	1	0	2	0	0	0	1	0	0	0	0	1	0	2	10	0	0	.000
Feb 21	GRAMBLING	*c	3	1	1	1	0	0	0	1	0	0	0	0	0	0	0	9	2	1	.167
Feb 25	EASTERN ILLINOI	*c	4	0	2	2	1	0	0	1	0	0	0	0	0	0	1	8	0	0	.300
Mar 01	ILLINOIS STATE	*c	5	1	2	1	1	0	0	0	0	0	0	0	0	0	2	10	0	0	.333
Mar 03	WRIGHT STATE	*c	4	0	0	1	0	0	0	0	0	0	0	0	0	0	0	10	1	0	.263
Mar 05	WRIGHT STATE	*c	4	1	1	1	0	0	1	0	0	0	0	0	0	0	1	5	2	0	.261
Mar 07	ARMY	c	1	0	0	0	0	0	0	0	0	0	0	0	0	0	0	1	0	0	.250
Mar 10	LOUISIANA TECH	*c	3	1	1	2	0	0	1	1	0	0	0	1	0	1	1	11	0	0	.259
Mar 12	LOUISIANA TECH	*c	4	1	0	0	0	0	0	1	0	0	0	0	0	0	1	14	0	0	.226
Mar 15	UNLV	*c	3	0	0	0	0	0	0	1	0	0	0	0	0	0	1	7	0	0	.206
Mar 17	AUBURN	*c	4	1	1	1	0	0	0	0	0	0	0	0	0	0	2	8	0	0	.211
Mar 18	AUBURN	c	1	0	0	0	0	0	0	0	0	0	0	0	0	0	1	4	0	0	.205
Mar 19	AUBURN	*c	3	0	1	0	0	0	0	0	0	0	0	0	0	0	1	6	1	0	.214
Totals		11gs	42	7	9	11	2	0	2	6	0	0	0	1	1	1	13	103	6	1	.214

On base pct. .306 • Slugging pct. .405





# III INDIVIDUAL GAME-BY-GAME

## #17 Brady Slavens - 20 games (All games)

Date	Opponent	Pos	AB	R	H	RBI	2B	3B	HR	BB	SB	CS	HBP	SAC	SF	GDP	K	PO	A	E	Avg
Feb 17	vs Texas	*1b	4	1	2	0	1	0	0	0	0	0	0	0	0	0	1	9	0	0	.500
Feb 18	vs TCU	*1b	5	1	1	0	1	0	0	0	0	0	0	0	0	0	2	4	1	0	.333
Feb 19	vs Oklahoma State	*1b	3	1	1	2	1	0	0	1	0	0	0	0	0	0	1	2	0	0	.333
Feb 21	GRAMBLING	*1b	4	0	1	1	1	0	0	0	0	0	0	0	0	0	2	9	0	0	.312
Feb 24	EASTERN ILLINOI	*3b	4	2	2	1	0	0	0	0	1	0	0	0	0	0	1	0	2	0	.350
Feb 25	EASTERN ILLINOI	*1b/3	4	1	2	2	0	0	0	1	0	0	0	0	0	0	1	9	0	0	.375
Feb 26	EASTERN ILLINOI	*1b	4	0	0	0	0	0	0	0	0	0	0	0	0	0	9	0	0	0	.321
Mar 01	ILLINOIS STATE	*1b	5	1	0	0	0	0	0	1	0	0	0	0	0	0	14	0	0	0	.273
Mar 03	WRIGHT STATE	*1b	3	3	2	4	0	0	1	1	0	0	0	0	0	0	7	2	0	0	.306
Mar 04	WRIGHT STATE	*1b	3	1	2	0	0	0	0	1	1	0	0	0	0	0	0	5	0	0	.333
Mar 05	WRIGHT STATE	*1b	4	0	2	0	1	0	0	0	0	0	0	0	0	1	0	7	0	0	.349
Mar 07	ARMY	*1b	3	1	0	0	0	0	0	0	0	0	1	0	0	1	0	11	0	0	.326
Mar 10	LOUISIANA TECH	*1b	4	2	1	0	0	0	0	1	0	0	0	0	0	0	1	6	1	0	.320
Mar 11	LOUISIANA TECH	*1b	4	0	1	1	1	0	0	0	0	0	0	0	0	1	0	4	0	0	.315
Mar 12	LOUISIANA TECH	*1b	6	1	2	2	0	0	0	0	0	0	0	0	0	0	0	4	1	0	.317
Mar 14	UNLV	*1b	0	0	0	0	0	0	0	0	0	0	0	0	0	0	0	2	0	0	.317
Mar 15	UNLV	*1b	4	0	1	0	1	0	0	0	0	0	0	0	0	0	0	9	1	0	.312
Mar 17	AUBURN	*1b	5	1	1	3	0	0	1	0	0	0	0	0	0	0	1	11	1	0	.304
Mar 18	AUBURN	*1b	2	2	1	0	1	0	0	1	0	0	1	0	0	0	0	9	0	0	.310
Mar 19	AUBURN	*1b	3	0	0	0	0	0	0	1	0	0	0	0	0	0	2	5	0	0	.297
Totals		19gs	74	18	22	16	8	0	2	8	2	0	2	0	0	3	12	136	9	0	.297

On base pct. .381 • Slugging pct. .486

## #33 Hagen Smith - 1 game (All games)

Date	Opponent	Pos	AB	R	H	RBI	2B	3B	HR	BB	SB	CS	HBP	SAC	SF	GDP	K	PO	A	E	Avg
Feb 17	vs Texas	*p	0	0	0	0	0	0	0	0	0	0	0	0	0	0	0	0	1	0	.000
Totals		1gs	0	0	0	0	0	0	0	0	0	0	0	0	0	0	0	0	1	0	.000

On base pct. .000 • Slugging pct. .000

## #33 Hagen Smith - 6 appearances (All games)

Date	Opponent	GS	IP	H	R	ER	BB	SO	2B	3B	HR	WP	BK	HBP	IBB	Score	W-L	Sv	ERA	NP
Feb 17	vs Texas	*	5.0	1	0	0	2	8	0	0	0	0	0	0	0	3-2	0-0	0	0.00	68
Feb 24	EASTERN ILLINOI	*	4.2	3	0	0	3	6	1	0	0	0	0	0	0	13-2	1-0	0	0.00	97
Mar 03	WRIGHT STATE	*	4.2	3	1	1	5	7	0	0	1	1	0	0	0	12-2	2-0	0	0.63	105
Mar 10	LOUISIANA TECH	*	5.0	4	2	2	4	7	1	0	0	0	0	0	0	7-4	3-0	0	1.40	86
Mar 17	AUBURN	*	3.0	0	0	0	2	5	0	0	0	0	0	0	0	7-2	3-0	1	1.21	44
Mar 19	AUBURN	*	0.2	0	0	0	0	1	0	0	0	0	0	0	0	5-0	3-0	1	1.17	7
Totals		4	23.0	11	3	3	16	34	2	0	1	1	0	0	0	47-12	3-0	1	1.17	-

## #10 Peyton Stovall - 17 games (All games)

Date	Opponent	Pos	AB	R	H	RBI	2B	3B	HR	BB	SB	CS	HBP	SAC	SF	GDP	K	PO	A	E	Avg
Feb 17	vs Texas	*2b	4	0	0	0	0	0	0	1	0	0	0	0	0	1	1	1	5	0	.000
Feb 18	vs TCU	*2b	4	1	1	0	0	0	0	1	0	0	0	0	0	0	0	6	1	0	.125
Feb 19	vs Oklahoma State	*2b	1	3	1	2	0	0	0	2	0	0	1	0	0	0	0	2	1	0	.222
Feb 21	GRAMBLING	*2b	3	1	2	1	0	0	0	0	2	0	1	0	1	0	0	1	1	0	.333
Feb 25	EASTERN ILLINOI	*2b	4	0	0	0	0	0	0	0	0	0	1	0	0	0	3	2	3	0	.250
Feb 26	EASTERN ILLINOI	*2b	4	0	0	0	0	0	0	0	0	0	0	0	0	0	1	1	1	0	.200
Mar 01	ILLINOIS STATE	*2b	6	2	3	1	1	0	1	0	0	0	0	0	0	0	0	1	1	0	.269
Mar 03	WRIGHT STATE	*2b	4	2	3	4	1	0	1	0	0	0	0	0	0	0	0	3	0	0	.333
Mar 04	WRIGHT STATE	*2b	4	3	2	2	0	0	1	1	0	0	0	0	0	0	0	2	1	0	.353
Mar 05	WRIGHT STATE	*2b	5	1	2	0	0	0	0	0	0	0	0	0	0	0	1	3	2	0	.359
Mar 07	ARMY	*2b	4	1	1	0	0	0	0	0	0	0	0	0	0	0	1	2	1	0	.349
Mar 10	LOUISIANA TECH	*2b	4	0	1	1	0	0	0	0	0	0	0	0	1	0	1	3	2	0	.340
Mar 11	LOUISIANA TECH	*2b	4	1	3	1	1	1	0	0	0	0	0	0	0	0	0	3	1	0	.373
Mar 12	LOUISIANA TECH	*2b	4	2	0	3	0	0	0	1	0	0	0	0	1	0	1	0	1	1	.345
Mar 17	AUBURN	*2b	3	1	0	1	0	0	0	1	0	0	0	0	1	0	1	3	3	0	.328
Mar 18	AUBURN	*2b	4	2	1	0	0	0	0	1	0	0	0	0	0	0	0	1	3	1	.323
Mar 19	AUBURN	*2b	3	1	1	0	0	0	0	0	0	0	1	0	0	0	1	2	3	0	.323
Totals		17gs	65	21	21	16	3	1	3	8	2	0	4	0	4	1	11	33	33	2	.323

On base pct. .407 • Slugging pct. .538

## #25 Brady Tygart - 1 game (All games)

Date	Opponent	Pos	AB	R	H	RBI	2B	3B	HR	BB	SB	CS	HBP	SAC	SF	GDP	K	PO	A	E	Avg
Feb 21	GRAMBLING	p	0	0	0	0	0	0	0	0	0	0	0	0	0	0	0	0	0	1	.000
Totals		ogs	0	0	0	0	0	0	0	0	0	0	0	0	0	0	0	0	0	1	.000

On base pct. .000 • Slugging pct. .000

## #25 Brady Tygart - 4 appearances (All games)

Date	Opponent	GS	IP	H	R	ER	BB	SO	2B	3B	HR	WP	BK	HBP	IBB	Score	W-L	Sv	ERA	NP
Feb 17	vs Texas		1.2	0	0	0	0	3	0	0	0	0	0	0	0	3-2	0-0	1	0.00	20
Feb 21	GRAMBLING		2.0	2	0	0	0	4	0	0	0	0	0	0	0	9-7	1-0	1	0.00	28
Feb 25	EASTERN ILLINOI		1.0	2	1	1	0	1	0	0	0	0	0	0	0	10-3	1-0	1	1.93	19
Mar 01	ILLINOIS STATE		1.2	2	4	3	1	2	0	0	2	0	0	1	0	10-9	1-0	1	5.68	34
Totals		0	6.1	6	5	4	1	10	0	0	2	0	0	1	0	32-21	1-0	1	5.68	-

## #11 Jared Wegner - 20 games (All games)

Date	Opponent	Pos	AB	R	H	RBI	2B	3B	HR	BB	SB	CS	HBP	SAC	SF	GDP	K	PO	A	E	Avg
Feb 17	vs Texas	*of	3	1	1	0	0	0	0	1	0	0	0	0	0	0	1	0	0	0	.333
Feb 18	vs TCU	*of	4	1	3	3	1	0	1	0	0	0	0	0	0	0	0	1	0	0	.571
Feb 19	vs Oklahoma State	*of	4	2	2	5	0	1	1	1	0	0	1	0	0	0	1	1	0	0	.545
Feb 21	GRAMBLING	*of	3	1	1	2	0	0	0	1	0	0	0	0	1	0	1	0	0	0	.500
Feb 24	EASTERN ILLINOI	*of	4	1	1	2	0	0	0	0	0	0	0	0	0	0	2	2	0	0	.444
Feb 25	EASTERN ILLINOI	*of	3	3	2	0	1	0	0	2	1	0	0	0	0	0	0	1	0	0	.476
Feb 26	EASTERN ILLINOI	*of	4	0	0	0	0	0	0	0	0	0	0	0	0	0	1	1	0	0	.400
Mar 01	ILLINOIS STATE	*of	5	1	3	3	0	0	1	1	1	0	0	0	0	0	0	1	0	0	.433
Mar 03	WRIGHT STATE	*of	3	3	1	1	0	0	1	2	1	0	0	0	0	0	1	1	0	0	.424
Mar 04	WRIGHT STATE	*of	3	3	2	2	0	0	1	2	0	0	0	0	0	0	0	3	0	0	.444
Mar 05	WRIGHT STATE	*of	5	1	1	1	0	0	0	0	0	0	0	0	0	0	1	5	0	0	.415
Mar 07	ARMY	*of	4	1	2	3	0	0	1	0	0	0	0	0	0	0	0	1	0	0	.422
Mar 10	LOUISIANA TECH	*of	5	1	1	0	0	0	0	0	0	0	0	0	0	0	1	1	0	0	.400
Mar 11	LOUISIANA TECH	*of	4	1	1	1	0	0	0	0	0	0	0	0	0	0	1	3	0	0	.389
Mar 12	LOUISIANA TECH	*of	1	2	1	3	0	0	1	5	0	0	0	0	0	0	0	1	0	0	.400
Mar 14	UNLV	*of/of	4	1	1	1	0	0	0	1	0	0	0	0	0	0	1	4	0	0	.390
Mar 15	UNLV	*of	3	1	1	2	0	0	1	1	0	0	0	0	0	0	1	4	0	0	.387
Mar 17	AUBURN	*of	3	1	2	1	0	0	0	2	0	0	0	0	0	0	1	1	0	0	.400
Mar 18	AUBURN	*of	4	1	1	0	0	0	0	0	0	0	0	0	0	0	2	1	0	0	.391
Mar 19	AUBURN	*of	4	1	1	3	0	0	1	0	0	0	0	0	0	0	1	5	0	0	.384
Totals		20gs	73	27	28	33	2	1	9	19	3	0	1	0	1	0	16	37	0	0	.384

On base pct. .511 • Slugging pct. .808

## #45 Gage Wood - 1 game (All games)

Date	Opponent	Pos	AB	R	H	RBI	2B	3B	HR	BB	SB	CS	HBP	SAC	SF	GDP	K	PO	A	E	Avg
Mar 14	UNLV	p	0	0	0	0	0	0	0	0	0	0	0	0	0	0	0	0	1	0	.000
Totals		ogs	0	0	0	0	0	0	0	0	0	0	0	0	0	0	0	0	1	0	.000

On base pct. .000 • Slugging pct. .000

## #45 Gage Wood - 8 appearances (All games)

Date	Opponent	GS	IP	H	R	ER	BB	SO	2B	3B	HR	WP	BK	HBP	IBB	Score	W-L	Sv	ERA	NP
Feb 18	vs TCU		0.0	1	0	0	2	0	0	0	0	0	0	0	0	6-18	0-0	0	0.00	10
Feb 19	vs Oklahoma State		1.0	0	0	0	0	3	0	0	0	0	0	0	0	18-1	0-0	0	0.00	14
Feb 24	EASTERN ILLINOI		1.0	0	0	0	0	2	0	0	0	0	0	1	0	13-2	0-0	0	0.00	15
Feb 26	EASTERN ILLINOI		0.0	0	2	2	2	0	0	0	0	2	0	0	0	3-12	0-0	0	9.00	10
Mar 12	LOUISIANA TECH		1.0	1	0	0	0	3	0	0	0	0	0	0	0	15-6	0-0	0	6.00	22
Mar 14	UNLV		1.0	0	0	0	1	0	0	0	0	0	0	0	0	13-7	0-0	0	4.50	16
Mar 15	UNLV		1.0	0	0	0	1	2	0	0	0	0	0	0	0	5-2	0-0	0	3.60	21
Mar 19	AUBURN		0.1	0	0	0	1	0	0	0	0	0	0	1	0	5-0	0-0	0	3.38	12
Totals		0	5.1	2	2	2	7	10	0	0	0	2	0	2	0	78-48	0-0	0	3.38	-



# 2023 SCHEDULE / RESULTS

	Opponent	Score	Winning Pitcher	Losing Pitcher	Save	Attendance	Time
<b>FEB.</b>							
17	vs. Texas ^	W, 3-2	Adcock (1-0)	Johnson (0-1)	Tygart (1)	15,721	3:14
18	vs. #15 TCU ^	L, 18-6	Klecker (1-0)	Morris (0-1)		20,295	4:00
19	vs. #9 Oklahoma State ^	W, 18-1 (7)	Hollan (1-0)	Root (0-1)		16,100	2:31
21	Grambling	W, 9-7	Tygart (1-0)	Martinez (0-1)		9,247	3:02
24	Eastern Illinois	W, 13-2 (7)	Smith (1-0)	Malatestinic (0-1)		8,956	2:49
25	Eastern Illinois	W, 10-3	McEntire (1-0)	Conklin (1-1)		9,888	2:56
26	Eastern Illinois	L, 12-3	Matthews-Hampton (1-0)	Adcock (1-1)		9,097	2:53

## MARCH

1	Illinois State	W, 10-9 (11)	Carter (1-0)	Dale (1-1)		8,727	3:34
3	Wright State	W, 12-2 (8)	Smith (2-0)	Shirk (1-2)		8,851	2:47
4	Wright State	W, 12-6	McEntire (2-0)	Gongora (1-2)		10,530	3:13
5	Wright State	W, 6-2	Hollan (2-0)	Stofel (0-2)	Adcock (1)	9,703	2:50
7	Army	W, 7-5	Carter (2-0)	Trippi (0-1)		8,945	2:36
10	Louisiana Tech	W, 7-4	Smith (3-0)	Fincher (2-2)	Carter (1)	9,273	2:52
11	Louisiana Tech	W, 6-1	McEntire (3-0)	Hector (1-2)		10,086	2:07
12	Louisiana Tech	W, 15-6	Hollan (3-0)	Smith (0-2)		9,117	3:11
14	UNLV	W, 13-7	Carter (3-0)	Rupp (1-3)		8,701	3:07
15	UNLV	W, 5-2	Bybee (1-0)	Janson (0-1)	Morris (1)	8,785	2:22
17	Auburn *	W, 7-2	Hollan (4-0)	Vail (2-1)	Smith (1)	9,276	2:52
18	Auburn *	W, 9-3	McEntire (4-0)	Crotchfelt (0-1)	Carter (2)	9,359	2:38
19	Auburn *	W, 5-0	Adcock (2-1)	Copeland (1-1)		9,196	2:38
21	SEMO						
24	at LSU *						
25	at LSU *						
26	at LSU *						
28	Omaha						
31	Alabama *						

## APRIL

1	Alabama *						
2	Alabama *						
4	Arkansas State						
6	at Ole Miss *						
7	at Ole Miss *						
8	at Ole Miss *						
11	Little Rock						
12	Little Rock						
14	Tennessee *						
15	Tennessee *						
16	Tennessee *						
18	UCA						
20	at Georgia *						
21	at Georgia *						
22	at Georgia *						
25	Missouri State						
27	Texas A&M *						
28	Texas A&M *						
29	Texas A&M *						

## MAY

2	vs. Lipscomb @						
5	at Mississippi State *						
6	at Mississippi State *						
7	at Mississippi State *						
12	South Carolina *						
13	South Carolina *						
14	South Carolina *						
18	at Vanderbilt *						
19	at Vanderbilt *						
20	at Vanderbilt *						

\* SEC opponent

^ Higginbotham College Baseball Showdown (Globe Life Field in Arlington, Texas)

@ Game played at Dickey-Stephens Stadium in North Little Rock, Ark.