



ARKANSAS

B A S E B A L L

ArkansasRazorbacks.com ||| @RazorbackBSB ||| Contact: Oliver Grigg (ogrigg@uark.edu)

2023 SCHEDULE & RESULTS

FEBRUARY

17	vs. Texas ^	FloBaseball	W, 3-2
18	vs. #15 TCU ^	FloBaseball	L, 18-6
19	vs. #9 Oklahoma State ^	FloBaseball	W, 18-1 (7)
21	GRAMBLING	SECN+	W, 9-7
24	EASTERN ILLINOIS	SECN+	W, 13-2 (7)
25	EASTERN ILLINOIS	SECN+	W, 10-3
26	EASTERN ILLINOIS	SECN+	L, 12-3

MARCH

1	ILLINOIS STATE	SECN+	W, 10-9 (11)
3	WRIGHT STATE	SECN+	W, 12-2 (8)
4	WRIGHT STATE	SECN+	W, 12-6
5	WRIGHT STATE	SECN+	W, 6-2
7	ARMY	SECN+	W, 7-5
10	LOUISIANA TECH		W, 7-4
11	LOUISIANA TECH	SECN+	W, 6-1
12	LOUISIANA TECH	SECN+	W, 15-6
14	UNLV	SECN+	W, 13-7
15	UNLV	SECN+	W, 5-2
17	AUBURN *	SECN+	W, 7-2
18	AUBURN *	SECN+	W, 9-3
19	AUBURN *	SECN+	W, 5-0
21	SEMO	SECN+	W, 12-2 (7)
24	#1 LSU *	SECN+	W, 9-3 (10)
25	#1 LSU * (DH-1)	SECN	L, 12-2 (7)
25	#1 LSU * (DH-2)	SECN+	L, 14-5
28	OMAHA	SECN+	W, 16-3 (7)
31	ALABAMA *	SECN+	6:30 P.M.

APRIL

1	ALABAMA *	SECN+	2 P.M.
2	ALABAMA *	SECN	2 P.M.
4	ARKANSAS STATE	SECN+	6 P.M.
6	Ole Miss *	SECN+	6:30 p.m.
7	Ole Miss *	SECN+	6:30 p.m.
8	Ole Miss *	SECN	2 p.m.
11	LITTLE ROCK	SECN+	6:30 P.M.
12	LITTLE ROCK	SECN+	4 P.M.
14	TENNESSEE *	SECN	7 P.M.
15	TENNESSEE *	SECN+	6 P.M.
16	TENNESSEE *	SECN+	2 P.M.
18	UCA	SECN+	6 P.M.
20	Georgia *	SECN	6 p.m.
21	Georgia *	SECN+	5 p.m.
22	Georgia *	SECN+	1 p.m.
25	Missouri State	ESPN+/ESPN3	6:30 p.m.
27	TEXAS A&M *	ESPNU	7 P.M.
28	TEXAS A&M *	SECN+	6 P.M.
29	TEXAS A&M *	SECN	11 A.M.

MAY

2	vs. Lipscomb @		6 p.m.
5	Mississippi State *	SECN+	6 p.m.
6	Mississippi State *	ESPNU	6:30 p.m.
7	Mississippi State *	SECN+	1 p.m.
12	SOUTH CAROLINA *	SECN+	6:30 P.M.
13	SOUTH CAROLINA *	SECN+	6 P.M.
14	SOUTH CAROLINA *	SECN+	2 P.M.
18	Vanderbilt *	SECN+	6 p.m.
19	Vanderbilt *	SECN+	6 p.m.
20	Vanderbilt *	SECN+	2 p.m.

All times Central; Home game in **BOLD**; * - SEC opponent

^ - Higginbotham College Baseball Showdown (Globe Life Field in Arlington, Texas)

@ - Game played at Dickey-Stephens Park in North Little Rock, Ark.

GAME 26 ||| ALABAMA vs. #6 ARKANSAS ||| MARCH 31

FAYETTEVILLE, ARK. ||| BAUM-WALKER STADIUM ||| SEC NETWORK+



20-6
2-4 SEC

ALABAMA CRIMSON TIDE

In the Polls.....NR (BA) | NR (CB) | NR (D1Baseball)
.....NR (NCBWA) | NR (PG) | NR (USA Today)
Head Coach.....Brad Bohannon
Career Record.....156-115 (6th season)
Record at Alabama.....Same



21-4
4-2 SEC

ARKANSAS RAZORBACKS

In the Polls.....7 (BA) | 7 (CB) | 6 (D1Baseball)
.....6 (NCBWA) | 5 (PG) | 6 (USA Today)
Head Coach.....Dave Van Horn
Career Record.....1,402-667 (35th season)
Record at Arkansas.....817-427 (21st season)

ON THE BUMP

Alabama RHP Ben Hess (3-0, 3.34 ERA)

vs.

Arkansas LHP Hunter Hollan (4-0, 1.97 ERA)

LEADING OFF

SEC WEEKEND AT HOME

- #6 Arkansas will look to secure its second SEC series win of the season when it hosts Alabama this weekend.
- First pitch between the Razorbacks and Crimson Tide is scheduled for 6:30 p.m. Friday, March 31, on SEC Network+ with Josh Haley (play-by-play) and Troy Eklund (analyst) on the call.
- The Hogs have won 15 consecutive games at home and are 18-1 overall inside the friendly confines of Baum-Walker Stadium this season.

HOME SWEET HOME

- The Razorbacks, who are 18-1 at Baum-Walker Stadium this season, ride a 15-game home winning streak into Friday night's series opener against Alabama.
- It marks Arkansas' longest ever home winning streak under Dave Van Horn as well as the Hogs' longest home game winning streak since 1997 (16).
- Since Van Horn's first season at the helm of the program in 2003, the Hogs have had 10 home winning streaks of 10 or more games, including four home winning streaks of 12 or more games:

15 - March 1-March 28, 2023 - current
14 - March 5-April 2, 2022
14 - April 14-June 9, 2018
12 - Feb. 11-March 11, 2003

SERIES HISTORY

- Arkansas is 46-52 all-time against Alabama, including a 26-19 record in games played in Fayetteville.
- Under head coach Dave Van Horn, the Hogs are 35-28 overall against the Crimson Tide with a 19-8 mark at home.
- Since 2012, the Hogs are 20-11 overall against the Crimson Tide and have won eight of the past 10 weekend series, including a pair of three-game sweeps in Fayetteville in 2012 and 2018.

LET BRADY BOP

- Brady Slavens ranks first among all active SEC hitters and sixth among all active Division I hitters in career RBI with 161 over 189 career games played.
- Slavens, who began his collegiate career at Wichita State, has driven 138 runs in 143 games at Arkansas, including 17 RBI in 23 games this year.

1. Noah Ledford (Ga. Southern) - 188
2. Joe Kinker (FGCU) - 176
3. Angelo DiSpigna (Georgia Tech) - 168
- T4. Brock Wilken (Wake Forest) - 163
- T4. Chris Brito (Rutgers) - 163
6. Brady Slavens (Arkansas) - 161
7. Trevor Candelaria (NC State) - 159
8. Nick Lorusso (Maryland) - 157
9. Nate Thomas (Saint Joseph's) - 156
10. Ben McCabe (UCF) - 153



Former Razorback outfielder **Dominic Fletcher** suited up for Team Italy in the 2023 World Baseball Classic and slashed .368/.478/.632 with a home run and four RBI.

FORZA FLETCH!

- Former Razorback outfielder Dominic Fletcher suited up for Team Italy in the 2023 World Baseball Classic.
- Fletcher, who played alongside his brother, David, an infielder for the Los Angeles Angels, slashed .368/.478/.632 (7-for-19) with two doubles, a home run and four RBI over five games.
- In Italy's quarterfinal loss to Japan, Fletcher had a two-run single against 2021 AL MVP and two-time All-Star Shohei Ohtani as well as a solo homer against five-time MLB All-Star Yu Darvish.
- Fletcher, who played at Arkansas from 2017-19, is the second former Hog to participate in the World Baseball Classic.
- Drew Smyly, who pitched for the Razorbacks from 2009-10, represented Team USA in the 2017 World Baseball Classic.
- Drafted by the Arizona Diamondbacks with the No. 75 overall pick of the 2019 MLB Draft, Fletcher is the No. 17 overall prospect in the Arizona's organization. He slashed .301/.368/.452 with five home runs and 38 RBI for the Reno Aces, Arizona's Triple-A affiliate, in 2022.

PROHOGS

- Nine former Hogs are currently on an MLB active roster.

Name	Team	Draft Year
Brian Anderson	Milwaukee Brewers	2014
Jalen Beeks	Chicago White Sox	2015
Zach Jackson	Oakland Athletics	2016
James McCann	Baltimore Orioles	2011
Matt Reynolds	Cincinnati Reds	2012
Drew Smyly	Chicago Cubs	2010
Ryne Stanek	Houston Astros	2013
Trevor Stephan	Cleveland Guardians	2017

- Stanek helped the Houston Astros take down the Philadelphia Phillies in six games to win the 2022 Commissioner's Trophy.
- Stanek is the second Hog in as many years to win an MLB title after Drew Smyly won the World Series with Atlanta Braves in 2021.
- Six former Hogs have now won a World Series ring: Dick Hughes (St. Louis Cardinals, 1967), Eric Hinske (Boston Red Sox, 2007; New York Yankees, 2009), Dallas Keuchel (Houston, 2017), Benintendi (Boston, 2018), Smyly (Atlanta, 2021) and Stanek (Houston, 2022).

D1BASEBALL PRESEASON PLAYER RANKINGS

- Nine Hogs made the cut on D1Baseball preseason player rankings.

Name	Position	Rank
Brady Slavens	1B	No. 20
Peyton Stovall	2B	No. 11
Jared Wegner	OF	No. 24
Tavian Josenberger	OF	No. 112
Hagen Smith	SP	No. 19
Jaxon Wiggins	SP	No. 41
Will McEntire	SP	No. 161
Brady Tygart	RP	No. 4
Hunter Hollan	RP	No. 28

- Three Hogs were on D1Baseball's list of the top-100 D1 transfers.

Name	Previous School	Rank
Jared Wegner	Creighton	No. 19
Tavian Josenberger	Kansas	No. 27
Hudson Polk	Oklahoma	No. 90

- Five Hogs were on D1Baseball's list of the top-50 JUCO transfers.

Name	Position	Rank
Hunter Hollan	LHP	No. 7
Parker Rowland	C	No. 28
Caleb Cali	INF	No. 30
Cody Adcock	RHP	No. 41
Harold Coll	INF	No. 48

HOGS BOAST TOP 2023 RECRUITING CLASS

- For the first time in program history, Arkansas has landed the nation's top-rated recruiting class.
- The Razorbacks' 2023 signing class is ranked No. 1 nationally by both Baseball America and Perfect Game.
- It is the seventh consecutive year that Arkansas has brought in a top-10 class in Perfect Game's recruiting rankings.
- 12 of Arkansas' 20 signees are among Perfect Game's top 100, an all-time high in the publication's rankings history. Perfect Game's recruiting class rankings began in 2011, according to its database.



Senior infielder **Brady Slavens** ranks first among all active SEC hitters in career RBI (144) and second in home runs (31).



Arkansas boasts the SEC's toughest regular-season slate with **15 2022 NCAA Tournament teams** and **four College World Series participants** on its 2023 schedule.

TOUGHEN UP

- The Hogs' regular-season schedule features 15 teams that advanced to the 2022 NCAA Baseball Tournament as well as four programs that punched their ticket to the 2022 College World Series.

Team	2022 Overall Record	Postseason
Texas	47-22	College World Series
TCU	38-22	Regional
Oklahoma State	42-22	Regional
Wright State	30-29	Regional
Army	29-21	Regional
Louisiana Tech	42-19	Regional
Auburn	42-20	College World Series
SEMO	37-20	Regional
LSU	40-22	Regional
Ole Miss	42-23	College World Series
Tennessee	57-9	Super Regional
Georgia	36-23	Regional
Missouri State	30-27	Regional
Texas A&M	42-18	College World Series
Vanderbilt	39-23	Regional

- The next-closest SEC teams are Missouri and Vanderbilt, who will each play 11 opponents that advanced to the postseason in 2022.

Rank	Team	2022 Postseason Opponents
1.	Arkansas	15
2.	Missouri	11
	Vanderbilt	11
4.	Alabama	10
	Florida	10
	Georgia	10
	Mississippi State	10
	Ole Miss	10
	Texas A&M	10
10.	LSU	9
	Tennessee	9
12.	Auburn	8
	Kentucky	8
	South Carolina	8

GONE STREAKING

- Arkansas has had eight winning streaks of 10 or more games in head coach Dave Van Horn's 21 seasons at the helm.

Winning Streak	Dates
16	March 7, 2020 - March 13, 2021
15	March 1-24, 2023
13	April 3-23, 2010
12	Feb. 11 - March 8, 2005
12	March 5-25, 2022
10	Feb. 11 - March 5, 2003
10	March 4-21, 2012
10	May 16 - June 5, 2021

- The Razorbacks' 15-game winning streak in 2023 marked Arkansas' longest in-season winning streak since head coach Dave Van Horn took over at the helm of the program in 2003.
- It was also the longest in-season winning streak in program history since the Razorbacks won the first 18 games of the 1996 season.

FIRST 20

- Arkansas got off to an 18-2 overall start through 20 games this year.
- It matched the Razorbacks' best 20-game start since 2019.
- Since 1960, Arkansas has jumped out to an 18-2 start through its first 20 games seven times: 1995, 1996, 2003, 2005, 2012, 2019 and 2023.

Year	20-Game Start	Final Record (Postseason)
2023	18-2	TBD
2019	18-2	46-20 (College World Series)
2012	18-2	46-22 (College World Series)
2005	18-2	45-24 (Regional)
2003	18-2	35-22 (Regional)
1996	18-2	39-20 (Regional)
1995	18-2	38-23 (Regional)

J.B. & JOHNELLE HUNT FAMILY BASEBALL DEVELOPMENT CENTER

- The J.B. & Johnelle Hunt Family Baseball Development Center is a 49,000-square foot baseball performance facility, providing student-athletes with an expanded locker room, team meeting room, strength & conditioning center, training room, nutrition center, pitching development center and an in-venue batting tunnel.
- The one-of-a-kind facility, which opened ahead of the 2022 campaign, sits in the right-field corner of Baum-Walker Stadium, connecting with the west concourse and providing new premium seating areas for games.
- It also includes a tunnel to connect the facility to the first-base dugout and postgame press conference room.
- The Norm DeBriyn Champions Lobby features historical displays and interactive content showcasing the history of Razorback baseball.
- The \$27 million facility was funded entirely by athletic revenues, gifts and bond proceeds from a bond issue. No university funds, state funds or student fees were required to complete the project.
- The facility was approved for construction in June 2019 by the University of Arkansas Board of Trustees.



Sophomore infielder **Peyton Stovall** became the first player with five hits in a College World Series game since UNC's Dustin Ackley did so in 2009.

NEW GUYS BY THE NUMBERS

- The Razorbacks' 39-man roster features 26 newcomers, including 15 new position players and 11 new pitchers.
- Offensively, Arkansas must replace 73.6 percent of its home run production and 72.9 percent of its RBI production from 2022.
- Returning position players INF Brady Slavens (16 HR, 58 RBI), INF Peyton Stovall (6 HR, 31 RBI), OF Jace Bohrofen (3 HR, 17 RBI) and INF/OF Kendall Diggs (3 HR, 14 RBI) combined for 28 of the Hogs' 106 total home runs (26.4 percent) and 120 of the Razorbacks' 443 total runs batted in (27.1 percent) one year ago.
- On the mound, Arkansas must replace ace RHP Connor Noland, who was selected by the Chicago Cubs in the ninth round of the 2022 MLB Draft. The right-hander went 8-6 with a 3.65 ERA with 113 strikeouts in 116.0 innings last season for the Razorbacks.
- The Hogs, however, bring back a pair of Freshman All-Americans in LHP Hagen Smith and RHP Brady Tygart as well as a pair of veterans in RHP Will McEntire and LHP Zack Morris.

JACE THE ACE

- OF Jace Bohrofen is one of the Hogs' three team captains in 2023.
- The Oklahoma City, Okla., native battled injuries and played in just 32 games with 24 starts (18 in left, five in right, one as designated hitter) last season, slashing .228/.333/.435 with three homers and 17 runs batted in on the year.
- Bohrofen racked up 21 hits, including eight doubles and one triple, during the season. Despite his injury-plagued year, he totaled five multiple hit games, including one three-hit game, and recorded five multi-RBI games, including one five-RBI performance.
- Bohrofen came to Arkansas from Oklahoma, where he spent his true freshman season in 2021. That season, he played in 35 games with 29 starts and slashed .252/.347/.408 with two home runs, 18 RBI and a team-leading three triples.
- Bohrofen, a highly regarded prospect in high school, was ranked by Perfect Game as the No. 33 overall prospect and the No. 10 outfielder in the class of 2020. He was the No. 3 overall prospect and the No. 1 outfielder in the state of Oklahoma by Perfect Game.
- His high school accolades include All-America honors from Under Armour and ABCA Rawlings in 2018 and 2019, when he was named the Perfect Game Player of the Year in Oklahoma.

THE STOVE IS HOT

- INF Peyton Stovall, one of the Hogs' three team captains, is primed for a breakout year after his stellar freshman campaign in 2022.
- Stovall slashed .295/.373/.425 with six homers and 31 runs batted in on the year, racking up 59 hits with eight doubles.
- The Haughton, La., native recorded 18 multi-hit games, including five three-hit games and one five-hit effort, finishing the season ranked fourth on the Razorbacks in batting average (.295).
- Stovall had 10 multiple RBI games, including two three-RBI performances and one four-RBI effort.
- In last season's NCAA Tournament, Stovall slashed a team-leading .429/.451/.571 with two homers and 13 RBI over 11 games. He was tied for the team lead in hits (21) during the postseason and was named to the NCAA Stillwater Regional All-Tournament Team.
- He was at his best when the lights were brightest, recording a season-high five hits, including a double, against Auburn in the College World Series. Stovall became the first player with five hits in a College World Series game since UNC's Dustin Ackley in 2009.
- Stovall enters the 2023 campaign as both a preseason All-American and a preseason All-SEC honoree

BRADY BOMB

- INF Brady Slavens' decision to return for his senior season gives the Arkansas offense another powerful weapon in the heart of its order.
- Entering the 2023 season, Slavens ranks first among all active SEC hitters in career RBI (144) and second in home runs (31).
- In 2022, the Olathe, Kan., native played in 63 games with 62 starts (37 as designated hitter, 13 in right, 12 at first) and slashed .255/.332/.523 with a team-leading 16 homers and 58 runs batted in.
- Slavens, who finished the year tied for the team lead in home runs (16), had three games with multiple homers.
- He tallied 61 hits, including 10 doubles and a team-best three triples, and totaled 125 bases, third most among Razorback hitters.
- Slavens, who began his collegiate career at Wichita State (2019) was a prolific power-hitter long before he joined the Hogs. He spent the 2020 campaign at Johnson County CC, slashing .507/.543/1.240 with 14 home runs and 47 RBI before the season was cut short due to the COVID-19 pandemic.
- Slavens was named the 2020 JUCO Baseball Blog National Player of the Year after leading the NJCAA in both home runs and RBI.



Senior infielder **Brady Slavens** ranks first among all active SEC hitters in career RBI (144) and second in home runs (31).



Sophomore pitcher **Hagen Smith**, who was named a Freshman All-American last year, is expected to step up as the Razorbacks' ace during the 2023 season.

H. SMITH

- LHP Hagen Smith will be called upon to step up as the Arkansas ace.
- The Bullard, Texas, native emerged as the Razorbacks' No. 2 starter as a true freshman last season, going 7-2 with a 4.66 ERA and two saves in 77.1 innings over 20 appearances (15 starts) on the mound.
- The left-hander struck out 90 batters on the year, helping Arkansas set a new school record with 674 strikeouts in 2022.
- Smith, who limited opposing hitters to a .232 batting average, had six quality starts, second most among all Razorback starters.
- Down the stretch, Smith pitched out of the Razorback bullpen and was even more dominant. He went 1-0 with a 3.38 ERA and two saves in 10.2 innings of work in the NCAA Tournament, striking out 16 and limiting opposing hitters to a .184 batting average.
- At the year's end, Smith was named a Freshman All-American by both Collegiate Baseball Newspaper and Perfect Game. He also landed on the Freshman All-SEC Team.
- Smith arrived at Arkansas in 2022 as a heralded freshman hurler. The left-hander posted jaw-dropping numbers as a senior at Bullard High School in Bullard, Texas, going 11-0 with a 0.19 ERA and 168 strikeouts in 73.0 innings during his senior year.
- Smith, who walked 26 while allowing only seven hits and two runs all season, tied a Texas high school record with seven no-hitters.

WILL THE THRILL

- RHP Will McEntire began the 2022 season as an afterthought, but emerged as an important piece of the pitching staff late in the year.
- The Bryant, Ark., native will begin the 2023 campaign as the Razorbacks' No. 2 starter.
- The right-hander made 12 appearances, including eight starts, on the mound in 2022, posting a 2-2 record with a 2.59 ERA and one save in 48.2 innings. He limited opposing hitters to a .198 batting average.
- McEntire struck out 49 batters, helping the Razorback pitching staff set a new school record with 674 strikeouts in 2022.
- In SEC play, McEntire made three appearances (one start) and posted a 3.48 ERA in 10.1 innings with 11 strikeouts.
- He turned in two quality starts on the year, delivering his most dominant outing of the season in the College World Series.
- McEntire worked a season-long seven innings with a season-high nine strikeouts, allowing one run on three hits vs. No. 25 Auburn

DOUBLE H

- LHP Hunter Hollan, a junior college transfer, has made an immediate impact since stepping foot on campus at Arkansas.
- The left-hander, who was selected by the Milwaukee Brewers in the 15th round (No. 447 overall) of the 2021 MLB Draft, came to Arkansas from San Jacinto College.
- In 2022 at San Jac, Hollan made 18 starts, going 9-3 with a 3.59 ERA and 96 strikeouts in 80.1 innings. He recorded double-digit strikeouts in three games during the 2022 season.
- Hollan, who has made six appearances (all starts) on the mound, began this season as Arkansas' Sunday starter before moving into the Friday role when Hagen Smith was shifted to the bullpen.
- He made his first start as a Razorback against #9 Oklahoma State (Feb. 19) in the College Baseball Showdown, striking out five over four innings of one-run ball to earn his first win of the season.
- He recorded the Hogs' first quality start of the year against Wright State (March 5) with six innings of one-run ball and five strikeouts.
- Hollan, who fanned a season-high seven in starts against Louisiana Tech (March 12) and at #1 LSU (March 24), logged a quality start against Auburn (March 17) in his first career SEC start with three strikeouts over six innings.

CAPTAIN MORRIS

- LHP Zack Morris, one of the Razorbacks' three team captains, is one of the key veteran returners on this year's squad.
- The left-hander made 22 appearances, including two starts, on the mound in 2022, posting a 6-1 record with a 2.31 ERA and one save in 35.0 innings. He totaled 26 strikeouts and limited opposing hitters to a .230 batting average.
- Morris was dominant in SEC play last season, finishing with a 3-0 record and a 1.88 ERA in 14.1 innings over nine relief appearances.
- In the NCAA Tournament, Morris made five appearances with two starts. He had a 1-1 record with a 4.32 ERA and one save in 8.1 innings during the postseason.
- He threw three innings of two-run ball with three strikeouts in a relief outing at #6 Oklahoma State (June 4) in the NCAA Stillwater Regional.
- He earned his first start in an elimination-game win at #6 Oklahoma State (June 6), tossing a season-long 3.1 scoreless innings with three strikeouts to send the Hogs to the NCAA Chapel Hill Super Regional.



The \$27 million, 49,000-square foot **J.B. & Johnelle Hunt Family Baseball Development Center** is the only one of its kind in all of college baseball.



SERIES HISTORY

INSIDE THE SERIES: ALABAMA

Overall Series Record: 46-52
Record in Fayetteville, Ark.: 26-19
Record in Tuscaloosa, Ala.: 17-27
Record at Neutral Sites: 3-6

IN THE DVH ERA (2003-PRESENT): ALABAMA

Overall Series Record: 35-28
Record in Fayetteville, Ark.: 19-8
Record in Tuscaloosa, Ala.: 14-16
Record at Neutral Sites: 2-4

Last 10 meetings

DATE	SITE	W/L	SCORE
3/22/19	Tuscaloosa, Ala.	W	12-3
3/23/19	Tuscaloosa, Ala.	L	10-0
3/24/19	Tuscaloosa, Ala.	W	10-2
3/19/21	Fayetteville, Ark.	L	16-1
3/20/21	Fayetteville, Ark.	W	9-1
3/21/21	Fayetteville, Ark.	W	3-1
5/19/22	Tuscaloosa, Ala.	W	7-3
5/20/22	Tuscaloosa, Ala.	L	8-6
5/21/22	Tuscaloosa, Ala.	L	18-5
5/20/22	Hoover, Ala.!	L	4-3

BOX SCORE FROM PREVIOUS MEETING



2022 Arkansas Baseball Alabama vs Arkansas May 25, 2022 at Hoover, Ala. (Hoover Met)



Alabama 4 (31-25)

Player	ab	r	h	rbi	bb	so	po	a	lob
Caden Rose cf	2	1	0	0	2	1	1	0	0
William Hamiter dh	4	0	0	0	0	1	0	0	2
Andrew Pinckney rf	4	0	0	0	0	3	1	0	0
Drew Williamson 1b	3	0	2	1	0	1	15	0	0
Dominic Tamez c	2	1	0	0	2	1	6	3	1
Zane Denton 3b	4	1	1	0	0	1	0	2	1
Jim Jarvis ss	3	0	0	0	1	1	1	8	0
Tommy Seidl lf	3	1	0	1	1	1	1	0	0
Bryce Eblin 2b	4	0	1	0	0	0	2	2	1
Jacob McNairy p	0	0	0	0	0	0	0	1	0
Jake Leger p	0	0	0	0	0	0	0	1	0
Landon Green p	0	0	0	0	0	0	0	0	0
Antoine Jean p	0	0	0	0	0	0	0	0	0
Dylan Ray p	0	0	0	0	0	0	0	0	0
Totals	29	4	4	2	6	10	27	17	5

Arkansas 3 (38-17)

Player	ab	r	h	rbi	bb	so	po	a	lob
Cayden Wallace 3b	3	0	0	0	1	0	1	1	2
Brady Slavens dh	4	1	1	0	0	2	0	0	2
Chris Lanzilli rf	4	1	2	2	0	0	1	1	0
Michael Turner c	4	0	0	0	0	1	9	2	0
Robert Moore 2b	4	0	0	0	0	1	2	3	1
Braydon Webb cf	3	0	0	0	0	2	0	0	0
Peyton Stovall 1b	2	0	0	0	1	0	11	1	0
Kendall Diggs ph	1	0	0	0	0	0	0	0	0
Jalen Battles ss	4	1	2	1	0	0	1	6	0
Zack Gregory lf	2	0	0	0	0	2	1	0	0
Dylan Leach ph	0	0	0	0	0	0	0	0	0
Jace Bohrofen ph	1	0	0	0	0	1	0	0	1
Will McEntire p	0	0	0	0	0	0	0	0	0
Zack Morris p	0	0	0	0	0	0	0	0	0
Kole Ramage p	0	0	0	0	0	0	1	0	0
Evan Taylor p	0	0	0	0	0	0	0	0	0
Totals	32	3	5	3	2	9	27	14	6

Score by Innings	1	2	3	4	5	6	7	8	9	R	H	E
Alabama	0	2	1	1	0	0	0	0	0	4	4	0
Arkansas	0	0	1	0	0	2	0	0	0	3	5	2

E - Turner(3); Moore(2). DP - Alabama 1; Arkansas 1. LOB - Alabama 5; Arkansas 6. 2B - Williamson(13). HR - Lanzilli(7); Battles(9). HBP - Webb; Gregory. SF - Williamson(5). CS - Williamson(4).

Alabama	ip	h	r	er	bb	so	ab	bf	np
Jacob McNairy	4.1	3	1	1	1	3	15	17	61
Jake Leger	2.0	1	2	2	0	2	8	8	32
Landon Green	0.1	0	0	0	0	0	1	2	8
Antoine Jean	2.0	1	0	0	1	3	7	8	28
Dylan Ray	0.1	0	0	0	0	1	1	1	4

Arkansas	ip	h	r	er	bb	so	ab	bf	np
Will McEntire	2.1	2	3	2	3	4	9	12	54
Zack Morris	1.2	1	1	0	2	2	5	8	35
Kole Ramage	2.0	1	0	0	0	1	6	6	21
Evan Taylor	3.0	0	0	0	1	3	9	10	38

Win - Jean (5-1). Loss - McEntire (1-2). Save - Ray (8).

WP - Leger(4); Jean(2); McEntire(2). HBP - by McNairy (Webb); by Green (Gregory). BK - Ramage(1). Inherited runners/scored: Leger 2/0; Jean 1/0; Ray 1/0; Morris 2/1. Pitches/strikes: McNairy 61/38; Leger 32/20; Green 8/3; Jean 28/19; Ray 4/3; McEntire 54/31; Morris 35/18; Ramage 21/16; Taylor 38/22.

Umpires - HP: Jason Bradley 1B: Jeff Head 2B: Kevin Sweeney 3B: Scott Cline
Start: 4:30 pm Time: 2:59 Attendance: 8251
Weather: 77, cloudy

HONORED HOGS

Will McEntire

SEC Co-Pitcher of the Week (March 13)

Hagen Smith

Perfect Game Preseason All-America (Third Team, SP)

Peyton Stovall

Baseball America Preseason All-America (Second Team, 2B)

Preseason Coaches All-SEC Team (First Team, 2B)

Brady Tygart

D1Baseball Preseason All-American (Second Team, RP)

Preseason Coaches All-SEC Team (First Team, RP)

NCBWA Stopper of the Year Preseason Watch List

Jared Wegner

NCBWA Preseason All-American (Second Team, OF)

SEC Player of the Week (Feb. 20)



Outfielder **Jared Wegner**, a graduate transfer from Creighton, entered 2023 as a preseason All-American after slashing .343/.459/.635 with a team-leading 11 home runs, 53 RBI and 11 stolen bases for the Bluejays last season. He began his Razorback career with a big weekend in the College Baseball Showdown to earn SEC player of the week praise.

WEEK 7

SOUTHEASTERN CONFERENCE

AS OF MARCH 31

EASTERN DIVISION

	SEC	Pct.	GB	All	Pct.	Home	Away	Neutral	Div.	Top 25	Top 10	L10	Streak
South Carolina	7-0	1.000	-	25-2	.926	18-0	6-2	1-0	6-0	3-0	0-0	9-1	W5
Vanderbilt	6-0	1.000	.5	20-5	.800	12-3	4-0	4-2	0-0	8-2	6-1	9-1	W8
Florida	5-1	.833	1.5	22-4	.846	16-4	6-0	0-0	0-0	7-2	2-1	9-1	W4
Kentucky	5-1	.833	1.5	22-3	.880	14-1	8-2	0-0	0-0	2-1	0-0	9-1	W1
Missouri	3-3	.500	3.5	19-6	.760	11-1	4-4	4-1	3-3	5-4	3-4	7-3	W2
Tennessee	3-4	.429	4.0	20-7	.741	19-1	0-5	1-1	0-3	3-1	0-1	6-4	L1
Georgia	1-5	.167	5.5	15-10	.600	10-7	3-2	2-1	0-3	2-4	0-0	3-7	L1

WESTERN DIVISION

	SEC	Pct.	GB	All	Pct.	Home	Away	Neutral	Div.	Top 25	Top 10	L10	Streak
LSU	5-2	.714	-	23-3	.885	18-1	3-1	2-1	4-2	5-2	3-1	8-2	W4
Arkansas	4-2	.667	.5	21-4	.840	18-1	1-2	2-1	4-2	6-3	2-2	8-2	W1
Alabama	2-4	.333	2.5	20-6	.769	16-4	3-2	1-0	0-0	2-4	1-2	5-5	W2
Auburn	2-4	.333	2.5	17-7-1	.700	14-4-1	1-3	2-0	0-3	0-3	0-3	5-5	W1
Texas A&M	1-5	.167	3.5	15-10	.600	11-6	2-3	2-1	1-2	2-7	1-3	4-6	L4
Ole Miss	0-6	.000	4.5	15-9	.625	12-5	1-4	2-0	0-0	4-7	0-6	3-7	L3
Mississippi State	0-7	.000	5.0	15-12	.556	11-7	0-3	4-2	0-0	1-4	0-4	3-7	L1

SCHEDULE/RESULTS

Tuesday, March 28

at #9 Tennessee 5, UNC Asheville 0

#12 Kentucky 10, at Western Kentucky 8

Alabama 10, Middle Tennessee State 4 (Huntsville, Ala.)

at #5 Arkansas 16, Omaha 3 (7 inn.)

at Auburn 14, North Alabama 1 (7 inn.)

at Mississippi State 9, Samford 4

#2 South Carolina 13, at The Citadel 2 (7 inn.)

#15 Texas 5, at Texas A&M 2

at #4 Vanderbilt 11, Lipscomb 1 (8 inn.)

at #1 LSU 17, Grambling 5 (7 inn.)

#25 Missouri 6, Illinois 5 (Sauget, Ill.)

#2 Florida vs. Florida State (Jacksonville, Fla.) - postponed

#22 Ole Miss vs. Southern Miss (Pearl, Miss.) - canceled

Wednesday, March 29

#25 Missouri 7, at Lindenwood 5

Georgia Southern 12, at Georgia 2

Thursday, March 30

*#2 South Carolina 6, at Mississippi State 4

*at #1 LSU 5, #9 Tennessee 2

Friday, March 31

*Georgia at #4 Vanderbilt - 5:30 p.m. [SECN+]

*Auburn at #2 Florida - 6:30 p.m. [SECN+]

*#25 Missouri at #12 Kentucky - 6:30 p.m. [SECN+]

*#9 Tennessee at #1 LSU - 7 p.m. [SECN]

*#22 Ole Miss at Texas A&M - 7 p.m. [SECN+]

*#2 South Carolina at Mississippi State - 7 p.m. [SECN+]

***Alabama at #5 Arkansas - 7:30 p.m. [SECN+]**

Saturday, April 1

*#25 Missouri at #12 Kentucky - 2 p.m. [SECN+]

*#9 Tennessee at #1 LSU - 2 p.m. [SECN+]

***Alabama at #5 Arkansas - 3 p.m. [SECN+]**

*Georgia at #4 Vanderbilt - 3 p.m. [SECN+]

*#2 South Carolina at Mississippi State - 3 p.m. [SECN+]

*Auburn at #2 Florida - 6:30 p.m. [SECN+]

*#22 Ole Miss at Texas A&M - 8 p.m. [SECN]

Sunday, April 2

*#25 Missouri at #12 Kentucky - 12 p.m. [SECN]

*Auburn at #2 Florida - 1 p.m. [SECN+]

*Georgia at #4 Vanderbilt - 2 p.m. [SECN+]

*#22 Ole Miss at Texas A&M - 2 p.m. [SECN+]

***Alabama at #5 Arkansas - 3 p.m. [SECN]**

All times Eastern

Rankings reflect highest among major polls

**SEC game*



WEEK 7

SOUTHEASTERN CONFERENCE

AS OF MARCH 29

ACTIVE CAREER LEADERS

Games Played

1. Kason Howell, Auburn	215
2. Will McGillis*, South Carolina	214
3. Ben Anderson*, Georgia	205
4. Drew Williamson, Alabama	202
5. Ryder Giles*, Kentucky	194
6. Brady Slavens*, Arkansas	189
7. Connor Tate, Georgia	187
8. Hunter Gilliam*, Kentucky	186
9. Luke Hancock, Mississippi State	183
10. Kevin Madden*, South Carolina	182

Runs Scored

1. Ben Anderson*, Georgia	187
2. Dylan Crews, LSU	185
3. Jacob Gonzalez, Ole Miss	165
4. Will McGillis*, South Carolina	148
5. Justin Kirby*, Auburn	143
6. Tre' Morgan, LSU	142
7. Kason Howell, Auburn	138
8. Drew Williamson, Alabama	136
Caleb Denny*, South Carolina	136
10. Connor Tate, Georgia	135
11. Peyton Chatagnier, Ole Miss	130
12. Brady Slavens*, Arkansas	123
Ed Johnson*, Alabama	123

Hits

1. Ben Anderson*, Georgia	223
2. Dylan Crews, LSU	221
3. Kason Howell, Auburn	218
4. Connor Tate, Georgia	214
5. Drew Williamson, Alabama	206
6. Tre' Morgan, LSU	197
7. Kevin Madden*, South Carolina	191
8. Hunter Gilliam*, Kentucky	191
9. Jacob Gonzalez, Ole Miss	189
10. Justin Kirby*, Auburn	186
11. Brady Slavens*, Arkansas	178

Doubles

1. Kason Howell, Auburn	60
2. Justin Kirby*, Auburn	49
3. Connor Tate, Georgia	42
4. Anthony Calarco*, Ole Miss	41
5. Caleb Denny*, South Carolina	40
6. Tre' Morgan, LSU	38
Drew Williamson, Alabama	38
Will McGillis*, South Carolina	38
9. Dylan Crews, LSU	37
Ben Anderson*, Georgia	37
11. Hunter Gilliam*, Kentucky	35
Brady Slavens*, Arkansas	35

Triples

1. Ben Anderson, Georgia	16
2. Hunter Gilliam*, Kentucky	10
3. Enrique Bradfield Jr., Vanderbilt	9
4. Maui Ahuna*, Tennessee	8
Tre' Morgan, LSU	8
6. Jim Jarvis, Alabama	7
Jackson Gray*, Kentucky	7
8. Brady Slavens*, Arkansas	6
Dylan Crews, LSU	6
Tavian Josenberger*, Arkansas	6
Will McGillis*, South Carolina	6

Home Runs

1. Dylan Crews, LSU	49
2. Will McGillis*, South Carolina	40
3. Justin Kirby*, Auburn	37
4. Griffin Merritt*, Tennessee	36
Connor Tate, Georgia	36
Luke Mann, Missouri	36
7. Tommy White*, LSU	35
8. Jacob Gonzalez, Ole Miss	34
Gavin Dugas, LSU	34
10. Brady Slavens*, Arkansas	33
Wyatt Langford, Florida	33
RJ Schreck*, Vanderbilt	33

Runs Batted In

1. Brady Slavens*, Arkansas	161
2. Dylan Crews, LSU	146
3. Connor Tate, Georgia	143
4. Hunter Gilliam*, Kentucky	139
5. Will McGillis*, South Carolina	135
Luke Hancock, Mississippi State	135
7. Jacob Gonzalez, Ole Miss	128
8. Justin Kirby*, Auburn	127
9. Gavin Dugas, LSU	124
10. Zane Denton, Tennessee	123

Stolen Bases

1. Enrique Bradfield Jr., Vanderbilt	111
2. Mason LaPlante*, Georgia	54
3. Justin Kirby*, Auburn	38
Braylen Wimmer, South Carolina	34
5. Kason Howell, Auburn	33
6. Jackson Gray*, Kentucky	29
7. Tavian Josenberger*, Arkansas	28
8. Ben Anderson*, Georgia	27
9. Ryan Waldschmidt*, Kentucky	26
10. Isaiah Byars*, Kentucky	24
Jared Wegner*, Arkansas	24

Saves

1. Dalton Rhadans*, Georgia	18
2. Zach DeVito*, Georgia	14
3. Zach Franklin*, Missouri	13
4. Paul Skenes*, LSU	11
5. Nolan Crisp, Georgia	10
6. Thomas Schultz, Vanderbilt	9
Brady Tygart, Arkansas	9
8. Kyle Greenler*, Georgia	8
9. Ryan Slater, Florida	7
10. Ryder Giles*, Kentucky	6
Darren Williams*, Kentucky	6

* - Indicates stats from a previous non-SEC school are included

Baseball America

March 27

1. LSU
2. Florida
3. Wake Forest
4. Vanderbilt
5. Virginia
6. Stanford
7. **Arkansas**
8. Louisville
9. East Carolina
10. South Carolina
11. Tennessee
12. UCLA
13. Boston College
14. Campbell
15. North Carolina
16. Miami
17. Oklahoma State
18. Kentucky
19. Texas
20. Texas Tech
21. FGCU
22. Iowa
23. UC Santa Barbara
24. UConn
25. Missouri

D1Baseball

March 27

1. LSU
2. Wake Forest
3. Florida
4. Vanderbilt
5. Virginia
6. **Arkansas**
7. Stanford
8. East Carolina
9. South Carolina
10. Tennessee
11. Louisville
12. UCLA
13. North Carolina
14. Boston College
15. Campbell
16. FGCU
17. Oklahoma State
18. Kentucky
19. Coastal Carolina
20. UConn
21. Texas
22. Texas Tech
23. Miami
24. West Virginia
25. Iowa

Perfect Game

March 27

1. LSU
2. Florida
3. Wake Forest
4. Vanderbilt
5. **Arkansas**
6. Virginia
7. Stanford
8. East Carolina
9. Tennessee
10. South Carolina
11. Louisville
12. UCLA
13. Boston College
14. Campbell
15. Texas Tech
16. Oklahoma State
17. UC Santa Barbara
18. North Carolina
19. FGCU
20. Kentucky
21. UConn
22. Miami
23. Ole Miss
24. TCU
25. UTSA

USA Today Coaches

March 27

1. LSU
2. Wake Forest
3. Florida
4. Vanderbilt
5. Virginia
6. **Arkansas**
7. Stanford
8. South Carolina
9. Tennessee
10. East Carolina
11. Louisville
12. UCLA
13. Oklahoma State
14. North Carolina
15. Campbell
16. Boston College
17. Kentucky
18. FGCU
19. Texas
20. UConn
21. Texas Tech
22. Iowa
23. Miami
24. UC Santa Barbara
25. Ole Miss

Collegiate Baseball

March 27

1. LSU
2. South Carolina
3. Virginia
4. Wake Forest
5. Florida
6. Vanderbilt
7. **Arkansas**
8. Louisville
9. UC Santa Barbara
10. East Carolina
11. Stanford
12. Kentucky
13. UCLA
14. Oklahoma State
15. Texas
16. Tennessee
17. Iowa
18. North Carolina
19. Campbell
20. Arizona State
21. Miami
22. Texas Tech
23. Boston College
24. UConn
25. FGCU
26. Ball State
27. Old Dominion
28. UC San Diego
29. USC
30. Washington

NCBWA

March 27

1. LSU
2. Florida
3. Wake Forest
4. Vanderbilt
5. Virginia
6. **Arkansas**
7. South Carolina
8. Stanford
9. East Carolina
10. Louisville
11. Tennessee
12. UCLA
13. Oklahoma State
14. North Carolina
15. Campbell
16. Kentucky
17. Boston College
18. FGCU
19. Texas Tech
20. UC Santa Barbara
21. Iowa
22. Ole Miss
23. Miami
24. Texas
25. West Virginia
26. UConn
27. TCU
28. Coastal Carolina
29. Missouri
30. Texas A&M

ARKANSAS IN THE POLLS

	BA	D1Baseball	PG	USA Today	CB	NCBWA
Preseason	11	8	4	6	7	6
Feb. 20	11	9	3	6	7	7
Feb. 27	9	8	3	8	8	7
March 6	9	8	3	8	8	7
March 13	7	7	3	6	7	6
March 20	6	5	3	3	3	3
March 27	7	6	5	6	7	6
April 3	--	--	--	--	--	--
April 10	--	--	--	--	--	--
April 17	--	--	--	--	--	--
April 24	--	--	--	--	--	--
May 1	--	--	--	--	--	--
May 8	--	--	--	--	--	--
May 15	--	--	--	--	--	--
May 22	--	--	--	--	--	--
May 29	--	--	--	--	--	--
Final	--	--	--	--	--	--

D1 - D1Baseball.com

BA - Baseball America

USA TODAY - USA Today Coaches Poll

PG - Perfect Game

CB - Collegiate Baseball Newspaper

NCBWA - National Collegiate Baseball Writers Association



Dave Van Horn, the two-time SEC Coach of the Year, enters his 21st season at the helm of the Arkansas baseball program in 2023.

In his time as Head Hog, Van Horn has elevated Arkansas into one of the nation's premier teams. Van Horn has led the Razorbacks to seven College World Series appearances, 18 NCAA Tournament berths, two SEC overall titles, six SEC Western Division championships, one SEC Tournament title and a total of 817 wins.

Ever since returning to his alma mater in 2003 to take over for retiring legendary Arkansas head baseball coach Norm DeBriyn, Van Horn has continued to successfully field nationally competitive teams, while also grooming two Golden Spikes Award and Dick Howser Trophy winners in Andrew Benintendi and Kevin Kopps as well as numerous All-Americans, all-conference performers and future professional baseball players. Under his guidance, 36 Razorbacks have been named All-Americans, 43 as All-SEC players, and 129 have been picked in the MLB Draft.

Van Horn is the second-winningest coach in Arkansas history with 816 wins, including 317 career SEC victories. He is one of only five head coaches in college baseball history, along with Ron Polk, Mike Bianco, Skip Bertman and Tim Corbin, with 300 or more SEC wins in their career.

Including his years at Nebraska, Northwestern State and Central Missouri State, Van Horn has racked up 1,188 wins at four-year institutions, sixth most among all active head coaches. He is one of eight active Division I head coaches with 1,000 or more wins at four-year schools.

DVH AGAINST 2023 OPPONENTS

	W-L	Home	Away	Neutral
Alabama	35-28	19-8	14-16	2-4
Arkansas State	3-0	3-0	0-0	0-0
Army	1-0	1-0	0-0	0-0
Auburn	39-23	20-10	17-13	2-0
Eastern Illinois	21-2	21-2	0-0	0-0
Georgia	24-18	14-7	9-8	1-3
Grambling	10-0	10-0	0-0	0-0
Illinois State	5-3	5-3	0-0	0-0
Lipscomb	0-0	0-0	0-0	0-0
Little Rock	3-1	3-1	0-0	0-0
LSU	26-44	14-16	11-19	1-9
Louisiana Tech	22-6	11-2	7-4	4-0
Mississippi State	33-28	18-12	13-14	2-2
Missouri State	19-10	11-8	8-2	0-0
Oklahoma State	8-6	2-3	4-2	2-1
Ole Miss	32-42	14-19	11-16	7-7
Omaha	2-0	2-0	0-0	0-0
South Carolina	28-21	12-9	12-9	4-3
SEMO	7-2	7-2	0-0	0-0
TCU	4-1	2-0	0-0	2-1
Tennessee	29-16	14-7	12-8	3-1
Texas A&M	18-14	10-5	7-9	1-0
Texas	8-5	2-0	2-3	4-2
UCA	3-0	2-0	0-0	1-0
UNLV	3-1	3-1	0-0	0-0
Vanderbilt	20-22	12-8	7-10	1-4
Wright State	6-0	6-0	0-0	0-0

PERSONAL

Born: Sept. 17, 1960
Hometown: Kansas City, Mo.
Alma Mater: Arkansas (1988)
Masters of Science: East Texas State University (1992)
Wife: Karen
Children: Hollan, Mariel
Named Head Coach at Arkansas: June 21, 2002

PLAYING HISTORY

1982-84 Atlanta Braves Organization
1982 MLB Draft: 10th Round (Atlanta Braves)
1982 Arkansas
1981 MLB Draft: 10th Round (Chicago White Sox)
1980-81 McLennan Community College

COACHING HONORS

2021 SEC Coach of the Year
2004 SEC Coach of the Year
2001 Baseball America National Coach of the Year
2001 BIG 12 Coach of the Year
2001 ABCA Midwest Region Coach of the Year
2000 ABCA Midwest Region Coach of the Year
1997 Southland Coach of the Year
1995 Southland Coach of the Year
1994 NCAA Division II Coach of the Year
1994 ABCA Central Region Coach of the Year

HALL OF FAME

2019 Arkansas Sports Hall of Fame
2013 Winnetonka High School Hall of Fame
2012 Ban Johnson League Hall of Fame
2001 Central Missouri State Hall of Fame

VAN HORN'S CAREER NUMBERS

Year	School	Record	Pct.	Conf.	Place	Conf. Tourn.	NCAA
1989	Texarkana CC	39-18	.684	NA	NA	NA	--
1990	Texarkana CC	44-14	.759	NA	NA	NA	--
1991	Texarkana CC	45-12	.789	NA	NA	NA	--
1992	Texarkana CC	48-10	.827	NA	1st	NA	--
1993	Texarkana CC	38-18	.678	NA	NA	NA	--
	Totals	214-72	.748	--	--	--	--
1994	Central Missouri State	51-11	.823	15-1	1st (Div.)	1st (4-1)	NCAA DII Champs
	Totals	51-11	.823	15-1	--	1 (4-1)	--
1995	Northwestern State	37-15	.711	19-5	1st	DNP (0-2)	--
1996	Northwestern State	34-27	.557	14-16	2nd (Div.)	2nd (3-2)	--
1997	Northwestern State	35-23	.603	19-9	1st	DNP (0-2)	--
	Totals	106-65	.620	52-30	--	3 (3-6)	--
1998	Nebraska	24-20	.545	10-13	7th	DNQ	DNQ
1999	Nebraska	42-18	.700	16-9	5th	1st (4-0)	NCAA (1-2)
2000	Nebraska	51-17	.750	21-9	2nd	1st (5-1)	NCAA (4-2)
2001	Nebraska	50-16	.758	20-8	1st	1st (4-0)	CWS (5-2)
2002	Nebraska	47-21	.691	16-11	2nd	2nd (3-1)	CWS (5-3)
	Totals	214-92	.699	67-39	--	4 (16-2)	4 (15-9)
2003	Arkansas	35-22	.612	14-16	6th West	T-7th (0-2)	NCAA (1-2)
2004	Arkansas	45-24	.652	19-11	T-1st Overall	4th (2-2)	CWS (6-3)
2005	Arkansas	39-22	.636	13-17	T-5th West	T-7th (0-2)	NCAA (2-2)
2006	Arkansas	39-21	.650	18-12	2nd West	T-7th (0-2)	NCAA (1-2)
2007	Arkansas	43-21	.672	18-12	1st West	2nd (3-1)	NCAA (2-2)
2008	Arkansas	34-24	.586	14-15	4th West	DNQ	NCAA (0-2)
2009	Arkansas	41-24	.631	14-15	4th West	4th (2-2)	CWS (7-2)
2010	Arkansas	43-21	.672	18-12	2nd West	T-7th (0-2)	NCAA (3-3)
2011	Arkansas	40-22	.645	15-15	1st West	T-3rd (2-2)	NCAA (2-2)
2012	Arkansas	46-22	.676	16-14	T-2nd West	T-9th (0-2)	CWS (7-3)
2013	Arkansas	39-22	.639	18-11	2nd West	T-3rd (2-1)	NCAA (2-2)
2014	Arkansas	40-25	.615	16-14	4th West	T-3rd (3-2)	NCAA (2-2)
2015	Arkansas	40-25	.615	17-12	3rd West	T-5th (2-2)	CWS (5-3)
2016	Arkansas	26-29	.473	7-23	7th West	DNQ	DNQ
2017	Arkansas	45-19	.703	18-11	2nd West	2nd (3-2)	NCAA (3-2)
2018	Arkansas	48-21	.696	18-12	T-1st West	T-3rd (2-1)	CWS Runner-Up (9-3)
2019	Arkansas	46-20	.697	20-10	T-1st West	T-5th (1-2)	CWS (5-3)
2020	Arkansas	11-5	.688	--	--	--	--
2021	Arkansas	50-13	.807	22-8	1st Overall	1st (4-0)	NCAA (4-3)
2022	Arkansas	46-21	.687	18-12	2nd West	T-7th (0-2)	CWS (8-3)
2023	Arkansas	21-4	.840	4-2	--	--	--
	Totals	817-427	.657	317-254	--	17 (26-29)	18 (69-43)
CAREER TOTALS		1,402-667	.678	451-324	--	49-38 (.563)	84-53 (.613)

A ||| THE ARKANSAS RAZORBACKS



HAROLD COLL
Jr. • 5-11 • 190 • R/R
INF • Boston, Mass.



ISAAC WEBB
Jr. • 5-11 • 165 • R/R
INF/OF • Collinsville, Okla.



KENDALL DIGGS
So. • 6-0 • 205 • L/R
INF/OF • Olathe, Kan.



CALEB CALI
R-Jr. • 6-3 • 220 • R/R
INF • Monteverde, Fla.



JACE BOHROFEN
Jr. • 6-2 • 205 • L/R
OF • Oklahoma City, Okla.



JOHN BOLTON
Grad. • 5-10 • 180 • R/R
INF • Memphis, Tenn.




PEYTON STOVALL
So. • 5-11 • 195 • L/R
INF • Houghton, La.



JARED WEGNER
Grad. • 6-0 • 220 • R/R
OF • Kearney, Neb.



TAVIAN JOSEMBERGER
Jr. • 6-0 • 185 • S/R
OF • Kansas City, Mo.




JAYSON JONES
Fr. • 6-2 • 225 • R/R
INF • Savannah, Texas



BEN MCLAUGHLIN
Jr. • 6-3 • 200 • L/R
INF • Golden, Colo.



HUDSON POLK
Jr. • 6-1 • 205 • R/R
C • Coppell, Texas




BRADY SLAVENS
Sr. • 6-3 • 205 • L/R
INF • Olathe, Kan.



REESE ROBINETT
Fr. • 6-3 • 215 • L/R
INF • Kennett, Mo.



HUNTER GRIMES
R-Jr. • 6-1 • 185 • R/R
INF/OF • Kerrville, Texas



JAXON WIGGINS
Jr. • 6-6 • 225 • R/R
RHP • Roland, Okla.



PEYTON HOLT
Jr. • 5-10 • 205 • R/R
INF • Greenwood, Ark.



BRADY TYGART
So. • 6-2 • 205 • R/R
RHP • Hernando, Miss.



MASON NEVILLE
Fr. • 6-3 • 200 • L/L
OF • Las Vegas, Nev.



KOTY FRANK
Grad. • 6-2 • 220 • R/R
RHP • Tushka, Okla.



AUSTIN LEDBETTER
So. • 6-1 • 190 • R/R
RHP • Bryant, Ark.



DYLAN CARTER
R-Jr. • 6-2 • 210 • R/R
RHP • Bentonville, Ark.



ZACK MORRIS
Sr. • 6-3 • 225 • L/L
LHP • Cabot, Ark.



HAGEN SMITH
So. • 6-3 • 215 • L/L
LHP • Bullard, Texas



NICK GRIFFIN
R-So. • 6-4 • 195 • R/R
LHP • Monticello, Ark.



JORDAN HUSKEY
Fr. • 5-10 • 185 • L/L
LHP • Quitman, Ark.



PARKER COIL
Fr. • 6-3 • 200 • R/L
LHP • Edmond, Okla.



JAKE FAHERTY
So. • 6-3 • 190 • R/R
RHP • Georgetown, Ky.



SEAN FITZPATRICK
Fr. • 6-0 • 165 • L/L
LHP • Spring, Texas



HUNTER HOLLAN
Jr. • 6-5 • 200 • L/L
LHP • Hallsville, Texas



BEN BYBEE
Fr. • 6-6 • 235 • R/R
RHP • Overland Park, Kan.



WILL MCENTIRE
R-Jr. • 6-4 • 240 • L/R
RHP • Bryant, Ark.



CAL KILGORE
So. • 6-1 • 185 • R/R
C • Overland Park, Kan.



PARKER ROWLAND
Jr. • 6-3 • 215 • S/R
C • Tulsa, Okla.



GAGE WOOD
Fr. • 6-0 • 210 • R/R
RHP • Batesville, Ark.



CHRISTIAN FOUTH
Fr. • 6-3 • 220 • R/R
RHP • Littleton, Colo.



COOPER DOSSETT
Fr. • 6-0 • 190 • R/R
RHP • Springdale, Ark.



CODY ADCOCK
Jr. • 6-4 • 210 • R/R
RHP • Texarkana, Ark.



JOSH HYNEMAN
Fr. • 6-4 • 245 • R/R
RHP • Jonesboro, Ark.



DAVE VAN HORN
Head Coach
21st Season



NATE THOMPSON
Assistant Coach
6th Season



MATT HOBBS
Assistant Coach
5th Season



BOBBY WERNES
Volunteer Assistant
3rd Season



CLAY GOODWIN
Director of Operations
16th Season





No.	Player	Pos.	B/T	Yr.	Ht.	Wt.	Hometown / High School / Previous School
1	Harold Coll	INF	Jr.	5-11	190	R/R	Boston, Mass. / Georgia Premier Academy / San Jacinto College
3	Isaac Webb	INF/OF	Jr.	5-11	165	R/R	Collinsville, Okla. / Collinsville HS / Grayson College / Eastern Oklahoma State College
5	Kendall Diggs	INF/OF	So.	6-0	205	L/R	Olathe, Kan. / Saint Thomas Aquinas HS
6	Caleb Cali	INF	R-Jr.	6-3	230	R/R	Montverde, Fla. / Montverde Academy / Florida State / Hillsborough CC / College of Central Florida
8	Jace Bohrofen	OF	Jr.	6-2	205	L/R	Oklahoma City, Okla. / Westmoore HS / Oklahoma
9	John Bolton	INF	Grad.	5-10	180	R/R	Memphis, Tenn. / Memphis University School / Hinds CC / Austin Peay
10	Peyton Stovall	INF	So.	5-11	195	L/R	Haughton, La. / Haughton HS
11	Jared Wegner	OF	Grad.	6-0	220	R/R	Kearney, Neb. / Kearney HS / Creighton
12	Tavian Josenberger	OF	Jr.	6-0	185	S/R	Kansas City, Mo. / Park Hill HS / Kansas
13	Jayson Jones	INF	Fr.	6-2	225	R/R	Savannah, Texas / Braswell HS
15	Ben McLaughlin	INF	Jr.	6-3	200	L/R	Golden, Colo. / Golden HS / Hutchinson CC
16	Hudson Polk	C	Jr.	6-1	205	R/R	Coppell, Texas / Coppell HS / Oklahoma
17	Brady Slavens	INF	Sr.	6-3	205	L/R	Olathe, Kan. / Olathe Northwest HS / Wichita State / Johnson County CC
18	Reese Robinett	INF	Fr.	6-3	215	L/R	Kennett, Mo. / Kennett HS
21	Hunter Grimes	INF/OF	R-Jr.	6-1	185	R/R	Kerrville, Texas / Tivy HS / UTSA / McLennan CC
22	Jaxon Wiggins	RHP	Jr.	6-6	225	R/R	Roland, Okla. / Roland HS
24	Peyton Holt	INF	Jr.	5-10	205	R/R	Greenwood, Ark. / Greenwood HS / Crowder College
25	Brady Tygart	RHP	So.	6-2	205	R/R	Hernando, Miss. / Lewisburg HS
26	Mason Neville	OF	Fr.	6-3	200	L/L	Las Vegas, Nev. / Basic HS
28	Koty Frank	RHP	Grad.	6-2	220	R/R	Tushka, Okla. / Tushka HS / Eastern Oklahoma State College / Nebraska
29	Austin Ledbetter	RHP	So.	6-1	190	R/R	Bryant, Ark. / Bryant HS
31	Dylan Carter	RHP	R-So.	6-2	210	R/R	Bentonville, Ark. / Bentonville West HS / Crowder College
32	Zack Morris	LHP	Sr.	6-3	225	L/L	Cabot, Ark. / Cabot HS
33	Hagen Smith	LHP	So.	6-3	215	L/L	Bullard, Texas / Bullard HS
34	Nick Griffin	LHP	R-So.	6-4	195	L/L	Monticello, Ark. / Monticello HS
35	Jordan Huskey	LHP	Fr.	5-10	185	L/L	Quitman, Ark. / Greenbrier HS
36	Parker Coil	LHP	Fr.	6-3	200	R/L	Edmond, Okla. / Edmond Memorial HS
37	Jake Faherty	RHP	So.	6-3	190	R/R	Georgetown, Ky. / Great Crossing HS
38	Sean Fitzpatrick	LHP	Fr.	6-0	165	L/L	Spring, Texas / Concordia Lutheran HS
39	Hunter Hollan	LHP	Jr.	6-5	200	L/L	Hallsville, Texas / Spring Hill HS / San Jacinto College
40	Ben Bybee	RHP	Fr.	6-6	235	R/R	Overland Park, Kan. / Blue Valley Southwest HS
41	Will McEntire	RHP	R-Jr.	6-4	240	L/R	Bryant, Ark. / Bryant HS
43	Cal Kilgore	C	So.	6-1	185	R/R	Overland Park, Kan. / Blue Valley Southwest HS / New Mexico State
44	Parker Rowland	C	Jr.	6-3	215	S/R	Tulsa, Okla. / Bishop Kelley HS / Arkansas State / Eastern Oklahoma State College
45	Gage Wood	RHP	Fr.	6-0	210	R/R	Batesville, Ark. / Batesville HS
46	Christian Foutch	RHP	Fr.	6-3	220	R/R	Littleton, Colo. / Chatfield HS
48	Cooper Dossett	RHP	Fr.	6-0	190	R/R	Springdale, Ark. / Har-Ber HS
49	Cody Adcock	RHP	Jr.	6-4	210	R/R	Texarkana, Ark. / Arkansas HS / Ole Miss / Crowder College
55	Josh Hyneman	RHP	Fr.	6-4	245	R/R	Jonesboro, Ark. / Jonesboro HS

Coaches & Support Staff

Head Coach:	2 Dave Van Horn, 21st Season (Arkansas, 1988)
Assistant Coach:	30 Nate Thompson, 6th Season (Dallas Baptist, 2006)
Assistant Coach:	47 Matt Hobbs, 5th Season (Missouri, 2002)
Assistant Coach:	7 Bobby Wernes, 3rd Season (Arkansas, 2018)
Director of Operations:	Clay Goodwin, 16th Season (Arkansas, 2005)
Director of Strength & Conditioning:	Hunter Bell, 1st Season (Arkansas-Monticello, 2018)
Director of Video & Scouting:	Zach Barr, 6th Season (Arkansas, 2017)
Director of Analytics:	DJ Baxendale, 4th Season (Arkansas, 2019)
Athletic Trainer:	Corey Wood, 12th Season (East Carolina, 2008)
Equipment Manager:	Mark Taylor, 33rd Season (Ouachita Baptist, 1988)
Graduate Managers:	Cullen Smith
Student Managers:	Connor Carson, Bryson Halford, Owen Hoover, Josh Langham, John McElroy, Matthew Schluterman, Matt Wheeler
Sports Information Director:	Oliver Grigg, 3rd Season (Tulane, 2017)
Academics Director:	Jonathan Burgess, 2nd Season (Central Arkansas, 2015)
Sports Nutritionist:	Lauren Lyons, 5th Season (Saint Louis, 2017)
Sport Administrator:	Kevin Trainor, 13th Season (Arkansas, 1994)
Administrative Assistant:	Kelly Moore, 20th Season (Arkansas, 2004)

Pronunciation Guide

Jace Bohrofenbore-fin
Cooper Dossettdaw-sit
Koty Frankcody
Mason Nevillenuh-ville
Brady Slavensslay-vins
Brady Tygartty-gert
Jared Wegnerwagner
Bobby Werneswer-niss

Team Captains

Jace Bohrofen Jr. / OF
Zack MorrisSr. / LHP
Peyton StovallSo. / INF



THE STARTERS

#44 PARKER ROWLAND **C** **JR.** **.220/.333/.380**

Transfer from Eastern Oklahoma State College ... Has played in 16 games with 14 starts ... Made his Razorback debut vs. #15 TCU (Feb. 18) and earned his first start vs. #9 Oklahoma State (Feb. 19) in the College Baseball Showdown ... In 2022 at EOSC, slashed .408/.509/.668 with 12 homers and 78 RBI ... Began his career at Arkansas State (2019-20).

#17 BRADY SLAVENS **1B** **SR.** **.271/.351/.447**

Has played in 23 games with 21 starts ... First among all active SEC hitters in career RBI (161) ... Team leader in doubles (9) this season ... Hit his first home run of the year against Wright State (March 4) ... In 2022, slashed .255/.332/.523 with a team-leading 16 homers and 58 RBI ... Recorded 17 multi-hit games, including two three-hit efforts and a two four-hit games ... Had 15 multiple RBI games, including seven three-RBI games, one four-RBI game and one six-RBI game ... Hit the longest recorded home run in a College World Series game at Charles Schwab Field, crushing a 436-foot homer vs. Ole Miss.

#2 PEYTON STOVALL **2B** **SO.** **.296/.374/.469**

One of the Razorbacks' three team captains ... Has started all 21 games played in ... Hit his first homer of the season against Illinois State (March 1) ... In 2022, played in 52 games with 51 starts as a true freshman ... Slashed .295/.373/.425 with six homers and 31 RBI ... Had 59 hits, including eight doubles ... 18 multi-hit games and 10 multiple RBI games ... 11-game hitting streak was second longest on the Hogs ... First player with five hits in a College World Series game since UNC's Dustin Ackley (2009).

#1 HAROLD COLL **3B** **JR.** **.263/.310/.474**

Transfer from San Jacinto College ... Has played in 14 games with nine starts ... Made his debut vs. #15 TCU (Feb. 18) in the College Baseball Showdown ... Went 3-for-5 with two doubles, a home run, four RBI and a stolen base against UNLV (March 14) ... In 2022 at San Jac, slashed .357/.433/.604 with 10 homers, 65 RBI and 15 stolen bases ... Hit for the cycle vs. Wabash Valley in the JUCO World Series, including a single, two doubles, a triple and homer.

#9 JOHN BOLTON **SS** **GRAD.** **.211/.341/.254**

Graduate transfer from Austin Peay ... Has started all 23 games played in ... Had a team-leading 18-game reached base streak ... Made his Razorback debut in the season opener vs. Texas (Feb. 17) in the College Baseball Showdown, going 2-for-4 with a double and an RBI ... Drove in a season-high two runs vs. #9 Oklahoma State (Feb. 19) in the College Baseball Showdown.

#11 JARED WEGNER **LF** **GRAD.** **.382/.513/.831**

Graduate transfer from Creighton ... Has started all 25 games ... Team leader in home runs (11) and RBI (40) ... Hit his first homer as a Hog vs. #15 TCU (Feb. 18) ... Went 2-for-4 with a triple, homer and season-high five RBI vs. #9 Oklahoma State (Feb. 19) ... Named SEC Player of the Week (Feb. 20), after slashing .545/.643/1.365 with two homers and eight RBI during the season-opening weekend ... Matched a single-game program record with five walks against Louisiana Tech (March 12).

#8 TAVIAN JOSENBARGER **CF** **JR.** **.344/.438/.538**

Transfer from Kansas ... Has played in 24 games with 23 starts ... Arkansas' leadoff hitter ... Made his Razorback debut in the season opener vs. Texas (Feb. 17) in the College Baseball Showdown ... Has 12 multi-hit games and five multi-RBI games this year, including a two-RBI effort vs. #9 Oklahoma State (Feb. 19) in the College Baseball Showdown ... In 2022 at Kansas, started 52 games at second base and slashed .276/.357/.386 with 13 doubles, two triples, two homers, 23 RBI and 11 stolen bases ... Led the team in runs scored (43) ... His 23-game on-base streak was the longest by a Jayhawk in 2022.

#9 JACE BOHROFEN **RF** **JR.** **.413/.553/.707**

One of the Razorbacks' three team captains ... Has started all 24 games played in ... Homered in four consecutive games: vs. Wright State (March 5), vs. Army (March 7), vs. Louisiana Tech (March 10), vs. Louisiana Tech (March 11) ... In 2022, slashed .228/.333/.435 with eight doubles, three homers and 17 RBI.

#5 KENDALL DIGGS **DH** **SO.** **.370/.513/.831**

Has started all 22 games played in ... Razorbacks' primary designated hitter ... Second on the Hogs in homers (7) this season ... Drove in two runs in the season opener vs. Texas (Feb. 17) in the College Baseball Showdown ... Launched his first homer of the year vs. #15 TCU (Feb. 18) in the College Baseball Showdown ... Hit a walk-off homer against EIU (Feb. 25), driving in a season-high four RBI ... Swatted a grand slam on the road in the Hogs' series-opening win at #1 LSU (March 24).

THE BENCH

#6 CALEB CALI **INF.** **R-JR.**

Transfer from College of Central Florida (2022) ... Also played at Florida State (2020) and Hillsborough CC (2021) ... Has played in 16 games with 11 starts ... Made his Razorback debut in the season opener against Texas (Feb. 17) ... Recorded his first hit as a Hog on a homer against Illinois State (March 1) ... Season-high three RBI at #1 LSU (March 25) ... In 2022, named an NJCAA All-American after slashing .438/.533/.826 with 17 homers and 77 RBI ... FCSAA Player of the Year and All-Mid-Florida Conference Player of the Year.

#13 JAYSON JONES **INF** **FR.**

Attended Braswell High School in Aubrey, Texas ... Has played in 10 games with seven starts ... Made his debut vs. #15 TCU (Feb. 18) in the College Baseball Showdown, hitting a solo homer in his second career at-bat for his first collegiate hit ... Ranked by Perfect Game as the No. 5 overall prospect and the No. 2 shortstop in the class of 2022 ... No. 1 overall prospect and No. 1 shortstop in Texas by Perfect Game ... No. 1 overall prospect and No. 1 shortstop in Texas by PBR.

#15 BEN McLAUGHLIN **INF** **JR.**

Transfer from Hutchinson CC ... Has played in five games with one start ... Made his Razorback debut vs. #9 Oklahoma State (Feb. 19) in the College Baseball Showdown ... NJCAA ABCA/Rawlings Gold Glove Award winner at third base and NJCAA All-American in 2022 ... Slashed .411/.511/.804 with 19 home runs and 83 RBI ... Defensively, committed only three errors in 221 total chances (.986 fielding percentage).

#16 HUDSON POLK **C** **JR.**

Transfer from Oklahoma ... Has played in 13 games with 11 starts ... Made his Razorback debut in the season opener vs. Texas (Feb. 17) in the College Baseball Showdown ... Hit his first home run as a Hog vs. #15 TCU (Feb. 18) in the College Baseball Showdown ... In 2022 at Oklahoma, played in 12 games with six starts at catcher ... Slashed .313/.522/.563 (5-for-16) with five RBI, two doubles and a triple.

#18 REESE ROBINETT **INF** **FR.**

Attended Kennett High School in Kennett, Mo. ... Has played in nine games with four starts ... Made his debut vs. #9 Oklahoma State (Feb. 19) in the College Baseball Showdown ... Collected his first two RBI as a Razorback against UNLV (March 14) ... Hit his first collegiate home run against SEMO (March 21) ... Launched a pinch-hit go-ahead three-run homer at #1 LSU (March 24) in the Hogs' series-opening win ... Ranked by Perfect Game as a top-500 overall prospect and the No. 35 third baseman in the class of 2022 ... No. 4 overall prospect and No. 2 third baseman in Missouri by PG ... No. 2 overall prospect and No. 1 third baseman in Missouri by PBR.

#21 HUNTER GRIMES **INF/OF** **R-JR.**

Transfer from McLennan CC ... Has played in six games with one start ... Made his Razorback debut vs. #9 Oklahoma State (Feb. 19) in the College Baseball Showdown ... 3-for-3 with a walk as a pinch hitter this season ... Slashed .366/.427/.749 with 17 homers and 66 RBI in 2022, earning All-NJJCAC honors ... Started at UTSA (2019-21), where he was a two-way player ... In 2019, slashed .303/.343/.515 with four homers and nine RBI.

#24 PEYTON HOLT **INF** **JR.**

Transfer from Crowder College ... Has played in 10 games with four starts ... Made his Razorback debut vs. #9 Oklahoma State (Feb. 19) in the College Baseball Showdown ... Hit his first homer as a Hog against Louisiana Tech (March 11).

#26 MASON NEVILLE **OF** **FR.**

Selected by the Cincinnati Reds in the 18th round (No. 543 overall) of the 2022 MLB Draft ... Has played in nine games with three starts ... Collected his first collegiate hit vs. #9 Oklahoma State (Feb. 19) in the College Baseball Showdown ... Attended Basic High School in Henderson, Nev. ... No. 3 overall prospect and No. 2 outfielder in the state of Nevada by Perfect Game ... Ranked by Prep Baseball Report as the No. 50 overall prospect and the No. 11 outfielder in the country ... No. 3 overall prospect and No. 2 outfielder in Nevada by PBR.

ON THE MOUND

FRIDAY


#39 LHP HUNTER HOLLAN
JR.
4-0, 1.97 ERA, 32.0 IP, 10 BB, 31 SO

Last Start: March 24, at #1 LSU, 5.1 IP, 3 H, 0 R, 0 ER, 1 BB, 7 SO

Selected by the Milwaukee Brewers in the 15th round (No. 447 overall) of the 2021 MLB Draft ... Transfer from San Jacinto College ... Six appearances (all starts) on the mound this season ... Made his first start as a Razorback vs. #9 Oklahoma State (Feb. 19) in the College Baseball Showdown, striking out five over four innings of one-run ball to earn his first win of the season ... Recorded the Hogs' first quality start of the year against Wright State (March 5), spinning six innings of one-run ball with five strikeouts ... Fanned a season-high seven in a win against Louisiana Tech (March 12) ... In his first career SEC start, logged a quality start against Auburn (March 17) with three strikeouts over six innings ... Spun 5.1 scoreless innings with seven strikeouts on the road at #1 LSU (March 24) ... In 2022 at San Jac, made 18 starts, going 9-3 with a 3.59 ERA and 96 strikeouts in 80.1 innings ... Double-digit strikeouts in three games during the season.

SATURDAY


#41 RHP WILL McENTIRE
R-JR.
4-1, 5.23 ERA, 31.0 IP, 11 BB, 24 SO

Last Start: March 25, at #1 LSU [DH-1], 4.1 IP, 9 H, 7 R, 7 ER, 1 BB, 2 SO

Seven appearances, including six starts, on the mound this season ... Made his first start of the year vs. #15 TCU (Feb. 18) in the College Baseball Showdown ... Earned his first win in a start against Eastern Illinois (Feb. 25), allowing one run over 4.2 innings ... Improved to 2-0 with five innings of three-run ball and six strikeouts in a start against Wright State (March 4) ... Twirled the first nine-inning complete game by a Razorback pitcher since 2016 and the first three-hitter by an Arkansas pitcher since 2013 in a start against Louisiana Tech (March 11), matching his season-high six strikeouts in the win ... Logged his second quality start is as many outing against Auburn (March 18), striking out six over six innings to improve to 4-0 ... In 2022, went 2-2 with a 2.59 ERA and one save in 48.2 innings ... Struck out 49 batters and limited opposing hitters to a .198 batting average ... Delivered his most dominant outing of the 2022 season in the College World Series vs. #25 Auburn (June 21), working seven innings and striking out nine while allowing one run ... Member of an Arkansas pitching staff that set a school record with 674 strikeouts.

TO BE ANNOUNCED

SATURDAY



PITCHER BREAKDOWN

	W-L-S	ERA	IP	H	R	ER	BB	SO
Starters	14-1-0	3.76	110.0	99	50	46	48	111
Relievers	7-3-7	5.79	105.2	111	78	68	48	112

THE HOG PEN

Pitcher	Last App.	IP	H	R	ER	BB	SO	HR	RI/S	---- Season Totals ----		
										RI/S	SV	Ret./1BF (BB)
Cody Adcock	3/14 (UNLV)	1.1	1	0	0	1	1	0	2/1	6/1	1	5/9 (1)
Ben Bybee	3/25 (LSU)	2.0	1	0	0	1	1	0	1/0	6/3	0	1/3 (0)
Dylan Carter	3/25 (LSU)	1.2	4	6	5	3	3	2	1/1	7/2	2	8/9 (0)
Parker Coil	3/28 (OMAHA)	1.0	0	0	0	0	1	0	0/0	5/5	0	1/4 (1)
Cooper Dossett	2/26 (EIU)	1.0	0	0	0	1	1	0	0/0	0/0	0	1/2 (0)
Jake Faherty	3/4 (WSU)	0.2	0	3	3	3	1	0	0/0	0/0	0	0/1 (1)
Sean Fitzpatrick	2/18 (TCU)	0.1	2	0	0	0	1	0	1/1	1/1	0	0/1 (0)
Christian Foutch	3/28 (OMAHA)	1.0	0	0	0	0	0	0	0/0	0/0	0	3/3 (0)
Koty Frank	3/5 (WSU)	0.1	0	0	0	0	0	0	0/0	7/1	0	5/6 (0)
Austin Ledbetter	3/25 (LSU)	2.0	6	5	5	2	3	0	1/1	6/1	0	5/7 (1)
Will McEntire	2/21 (GRAM)	0.2	4	1	1	1	0	0	1/1	1/1	0	0/1 (0)
Ben McLaughlin	3/28 (OMAHA)	1.0	0	0	0	0	2	0	0/0	0/0	0	1/1 (1)
Zack Morris	3/25 (LSU)	1.0	3	4	2	1	2	1	1/1	3/2	2	3/6 (1)
Hagen Smith	3/24 (LSU)	4.2	5	3	3	3	8	1	1/0	3/0	1	3/3 (0)
Brady Tygart	3/1 (ISU)	1.2	2	4	3	1	2	2	0/0	2/0	1	3/4 (0)
Gage Wood	3/28 (OMAHA)	2.0	0	0	0	1	3	0	1/0	10/6	0	5/10 (2)
TEAM TOTALS										57/23	7	44/70 (7)

Bullpen Notes: RHP Dylan Carter (2), LHP Zack Morris (2), RHP Cody Adcock (1), LHP Hagen Smith (1) and RHP Brady Tygart (1) have each recorded multi-inning saves this season ... Tygart recorded his ninth career save in the season opener against Texas (Feb. 17) in the College Baseball Showdown at Globe Life Field in Arlington, Texas ... Of Tygart's nine career saves, seven are of the multi-inning variety, including his five-out save against the Longhorns on Opening Day ... Adcock earned his first career save against Wright State (March 5) ... Carter has carded two saves, both of which are of the multi-inning variety ... He recorded his first career save against Louisiana Tech (March 10) before picking up his second save against Auburn (March 18) with three scoreless innings in relief ... Both of Morris' saves this season are also of the multi-inning variety ... He struck out a pair of batters in a multi-inning save against UNLV (March 15) before punching out a career-high five in a three-inning save against SEMO (March 21) ... Smith shut down Auburn (March 17) over the final three innings to log his third career save.



Austin Ledbetter has made seven appearances in relief this season, striking out 12 over 13.1 innings of work. The righty has allowed only one of his six inherited runners to score.



Zack Morris, one of the Hogs' three team captains, is tied for the team lead in saves (2). The veteran left-hander has struck out 12 batters over 13.1 innings of relief work this season.



Brady Tygart, a preseason All-American, was the Hogs' closer as a true freshman, tallying a team-leading eight saves. The right-hander is out until mid-April with a sprained UCL.



||| SEASON BESTS

TEAM GAME HIGHS

Team Batting

At-bats:	44	vs. Illinois State (March 1)
Runs scored:	18	vs. #9 Oklahoma State (Feb. 19 at Arlington, Texas)
Hits:	14	(5 times)
RBI:	17	vs. #9 Oklahoma State (Feb. 19 at Arlington, Texas)
Doubles:	4	vs. Eastern Illinois (Feb. 25)
	4	vs. Illinois State (March 1)
	4	vs. UNLV (March 14)
Triples:	1	(5 times)
Home runs:	4	vs. #15 TCU (Feb. 18 at Arlington, Texas)
	4	vs. Illinois State (March 1)
	4	vs. Wright State (March 4)
Total bases:	30	vs. Illinois State (March 1)
Walks:	12	vs. Louisiana Tech (March 12)
Strikeouts:	15	at #1 LSU (March 24)
Sac hits:	1	vs. Louisiana Tech (March 10)
Sac flies:	4	vs. Grambling (Feb. 21)
Stolen bases:	4	vs. Grambling (Feb. 21)
Hit by pitch:	3	vs. #9 Oklahoma State (Feb. 19 at Arlington, Texas)
	3	vs. Auburn (March 19)
	3	at #1 LSU [DH-1] (March 25)
Caught stealing:	2	vs. Louisiana Tech (March 10)
Runners LOB:	13	vs. Louisiana Tech (March 10)
Hit into DP:	3	vs. Grambling (Feb. 21)
	3	vs. Army (March 7)

Fielding

Putouts:	33	vs. Illinois State (March 1)
Assists:	14	vs. Illinois State (March 1)
Errors:	2	(7 times)
Passed balls:	2	vs. Eastern Illinois (Feb. 26)
DPs turned:	2	vs. Texas (Feb. 17 at Arlington, Texas)
	2	vs. Louisiana Tech (March 10)
	2	vs. Louisiana Tech (March 12)

Pitching

Innings pitched:	11.0	vs. Illinois State (March 1)
Runs allowed:	18	vs. #15 TCU (Feb. 18 at Arlington, Texas)
Earned runs:	18	vs. #15 TCU (Feb. 18 at Arlington, Texas)
Walks allowed:	11	vs. #15 TCU (Feb. 18 at Arlington, Texas)
Strikeouts:	15	at #1 LSU (March 24)
Hits allowed:	19	vs. #15 TCU (Feb. 18 at Arlington, Texas)
Doubles allowed:	3	vs. #15 TCU (Feb. 18 at Arlington, Texas)
	3	at #1 LSU [DH-1] (March 25)
Triples allowed:	1	(4 times)
Homers allowed:	4	at #1 LSU [DH-2] (March 25)
Wild pitches:	2	(4 times)
Hit batters:	3	vs. #15 TCU (Feb. 18 at Arlington, Texas)
	3	vs. Louisiana Tech (March 12)

INDIVIDUAL GAME HIGHS

Individual Batting

At-bats:	6	Peyton Stovall vs. Illinois State (March 1)
	6	Brady Slavens vs. Louisiana Tech (March 12)
Runs scored:	3	(10 times)
Hits:	3	(11 times)
RBI:	5	Jared Wegner vs. #9 Oklahoma State (Feb. 19 at Arlington, Texas)
Doubles:	2	(5 times)
Triples:	1	(5 times)
Home runs:	1	(43 times)
Total bases:	8	Kendall Diggs vs. Illinois State (March 1)
	8	Harold Coll vs. UNLV (March 14)
Walks:	5	Jared Wegner vs. Louisiana Tech (March 12)
Strikeouts:	4	Caleb Cali vs. Texas (Feb. 17 at Arlington, Texas)
Sac hits:	1	Parker Rowland vs. Louisiana Tech (March 10)
Sac flies:	1	(16 times)
Stolen bases:	2	Peyton Stovall vs. Grambling (Feb. 21)
	2	Jace Bohrofen vs. Eastern Illinois (Feb. 24)
	2	Tavian Josenberger vs. Illinois State (March 1)
Hit by pitch:	2	Jace Bohrofen vs. Auburn (March 19)
Caught stealing:	1	(9 times)
Runners LOB:	5	Caleb Cali vs. Texas (Feb. 17 at Arlington, Texas)
	5	Jace Bohrofen vs. Louisiana Tech (March 12)

Fielding

Putouts:	14	Brady Slavens vs. Illinois State (March 1)
	14	Parker Rowland vs. Louisiana Tech (March 12)
	14	Parker Rowland at #1 LSU (March 24)
Assists:	7	John Bolton vs. Illinois State (March 1)
Errors:	2	John Bolton vs. Illinois State (March 1)
Passed balls:	2	Hudson Polk vs. Eastern Illinois (Feb. 26)

Pitching

Innings pitched:	9.0	Will McEntire vs. Louisiana Tech (March 11)
Runs allowed:	7	Will McEntire at #1 LSU [DH-1] (March 25)
Earned runs:	7	Will McEntire at #1 LSU [DH-1] (March 25)
Walks allowed:	5	Hagen Smith vs. Wright State (March 3)
Strikeouts:	8	Hagen Smith vs. Texas (Feb. 17 at Arlington, Texas)
	8	Hagen Smith at #1 LSU (March 24)
Hits allowed:	9	Will McEntire at #1 LSU [DH-1] (March 25)
Doubles allowed:	3	Will McEntire at #1 LSU [DH-1] (March 25)
Triples allowed:	1	(4 times)
Homers allowed:	3	Will McEntire at #1 LSU [DH-1] (March 25)
Wild pitches:	2	Gage Wood vs. Eastern Illinois (Feb. 26)
	2	Parker Coil vs. Army (March 7)
	2	Austin Ledbetter at #1 LSU [DH-1] (March 25)
Hit batters:	3	Hunter Hollan vs. Louisiana Tech (March 12)

THE LAST TIME AN ARKANSAS PLAYER...

4 hits in a game.....	Michael Turner vs. #2 Stanford (College World Series), June 18, 2022
5 hits in a game.....	Peyton Stovall vs. #25 Auburn (College World Series), June 21, 2022
6 hits in a game.....	Jeremy Jackson vs. Northeastern (Okla.), April 16, 1997
2 hits in an inning.....	Harold Coll vs. SEMO, March 21, 2023
2 doubles in an inning.....	Harold Coll vs. SEMO, March 21, 2023
2 doubles in a game.....	Harold Coll vs. SEMO, March 21, 2023
3 doubles in a game.....	Trevor Ezell vs. TCU (NCAA Regional), June 1, 2019
4 doubles in a game.....	Rodney Nye vs. Louisiana Tech, March 31, 1998
Led off a game with a triple.....	Braydon Webb vs. #2 Stanford (College World Series), June 18, 2022
2 triples in a game.....	Jax Biggers vs. Auburn (SEC Tournament), May 25, 2017
Led off a game with a HR.....	Matt Goodheart vs. #19 Nebraska (NCAA Regional), June 5, 2021
2 home runs in a game.....	Robert Moore at #6 Oklahoma State (NCAA Regional), June 4, 2022
3 home runs in a game.....	Chad Spanberger vs. Auburn (SEC Tournament), May 26, 2017
Grand slam.....	Kendall Diggs at #1 LSU, March 24, 2023
Grand slam in consecutive games.....	Cayden Wallace vs. UIC, March 12-13, 2022
HR in consecutive at-bats.....	Brady Slavens at Texas A&M, April 23, 2022
HR in 2 straight games.....	Jared Wegner at #1 LSU [DH-1] & at #1 LSU [DH-2], March 25, 2023
HR in 3 straight games.....	Jace Bohrofen vs. Army & Louisiana Tech, March 7-11, 2023
HR in 4 straight games.....	Jace Bohrofen vs. Wright State, Army & Louisiana Tech, March 5-11, 2023
HR in 5 straight games.....	Aaron Murphree vs. OSU, South Dakota State & Siena, March 2-8, 2008
HR in 6 straight games.....	Aaron Murphree vs. OSU, South Dakota State & Siena, March 2-9, 2008
Pinch-hit home run.....	Reese Robinett at #1 LSU, March 24, 2023
Pinch-hit home run in an SEC game.....	Reese Robinett at #1 LSU, March 24, 2023
Pinch-hit home run in an NCAA Tournament game.....	Charlie Welch vs. #19 Nebraska (NCAA Regional), June 7, 2021
Inside-the-park home run.....	Casey Martin vs. Kentucky, May 3, 2019
Back-to-back home runs.....	Brady Slavens & Peyton Stovall vs. Wright State, March 3, 2023
Back-to-back-to-back home runs.....	Peyton Stovall, Kendall Diggs & Caleb Cali vs. Illinois State, March 1, 2023
Walk-off home run (non-run rule).....	Kendall Diggs vs. Ole Miss, April 30, 2022
Walk-off home run in an SEC game.....	Kendall Diggs vs. Ole Miss, April 30, 2022
Hit a home run from both sides of the plate in a game.....	Dylan Leach vs. UCA, April 5, 2022
Hit for the cycle.....	Dylan Leach vs. UCA, April 5, 2022
4 runs in a game.....	Robert Moore at #6 Oklahoma State (NCAA Regional), June 4, 2022
5 runs in a game.....	Robert Moore vs. #16 NC State (NCAA Super Regional), June 11, 2021
6 runs in a game.....	Trevor Ezell vs. Grambling, April 30, 2019
4 RBI in a game.....	Kendall Diggs vs. Auburn, March 18, 2023
5 RBI in a game.....	Jared Wegner vs. #9 Oklahoma State, Feb. 19, 2023
6 RBI in a game.....	Brady Slavens vs. UAPB [DH-1], April 12, 2022
7 RBI in a game.....	Chad Spanberger vs. Auburn (SEC Tournament), May 25, 2017
8 RBI in a game.....	Rodney Nye vs. ORU, April 14, 1999
9 RBI in a game.....	Ryan Lundquist vs. Central Missouri St., March 4, 1997
5 walks in a game.....	Jared Wegner vs. Louisiana Tech, March 12, 2023
2 stolen bases in a game.....	Tavian Josenberger vs. Illinois State, March 1, 2023
3 stolen bases in a game.....	Andrew Benintendi vs. Stephen F. Austin, April 15, 2015
4 stolen bases in a game.....	Logan Forsythe vs. Ole Miss, May 19, 2007
Stole home.....	Bobby Wernes vs. Ole Miss, March 28, 2015
2 errors in a game.....	John Bolton vs. Illinois State, March 1, 2023
3 errors in a game.....	Bobby Wernes at LSU, April 12, 2014
4 errors in a game.....	Chris Shaddy vs. TCU, April 27, 1980
9-inning no-hitter.....	Scott Roehl vs. Kansas St., March 20, 2001
9-inning combined no-hitter.....	Nick Schmidt (6.0 IP), Brian McLelland (1.0 IP), Devin Collis (2.0 IP) vs. Oklahoma State, February 12, 2006
7-inning combined no-hitter.....	D. Taccolini (2.0 IP), M. Cronin (3.0 IP), J. Alberius (2.0 IP) vs. Auburn (SEC Tournament), May 25, 2017
1-hitter.....	Trevor Stephan (7.0 IP) at Tennessee, May 6, 2017
9-inning combined 1-hitter.....	P. Wicklander (5.0 IP), K. Ramage (1.0 IP), J. Kostyshock (1.0 IP), K. Kopps (1.0 IP), M. Cronin (1.0 IP) vs. Western Illinois, March 12, 2019
7-inning combined 1-hitter.....	Kole Ramage (3.0 IP), Elijah Trest (2.0 IP), Issac Bracken (2.0 IP) vs. UAPB [DH-1], April 12, 2022
2-hitter.....	Kacey Murphy vs. Florida (SEC Tournament), May 27, 2017
2-hitter combined.....	Connor Noland (6.0 IP), Evan Taylor (2.0 IP) at Texas A&M, April 22, 2022
3-hitter.....	Will McEntire (9.0 IP) vs. Louisiana Tech, March 11, 2023
3-hitter combined.....	Ben Bybee (2.0 IP), Gage Woof (2.0 IP), Ben McLaughlin (1.0 IP), Christian Foutch (1.0 IP), Parker Coil (1.0 IP) vs. Omaha, March 28, 2023
7-inning complete game.....	Kacey Murphy vs. Florida (SEC Tournament), May 27, 2017
9-inning complete game.....	Will McEntire vs. Louisiana Tech, March 11, 2023
10-inning complete game.....	Dominic Taccolini at #12 Kentucky, April 22, 2016
Complete-game shutout.....	Kacey Murphy vs. Florida (SEC Tournament), May 27, 2017
10-inning or more start.....	Dominic Taccolini at #12 Kentucky (10 innings), April 22, 2016
Had 10 strikeouts.....	Connor Noland vs. Indiana, Feb. 25, 2022
Had 11 strikeouts.....	Connor Noland vs. UIC [DH-1], March 10, 2022
Had 12 strikeouts.....	Trevor Stephan vs. Oral Roberts (NCAA Regional), June 2, 2017
Had 13 strikeouts.....	Isaiah Campbell vs. Stony Brook, March 1, 2019
Had 14 strikeouts.....	David Walling vs. South Carolina, May 16, 1999
Had 15 strikeouts.....	Nick Schmidt vs. Auburn, May 18, 2006
Had 16 strikeouts.....	David Walling vs. Eastern Illinois, Feb. 20, 1998
Had 17 strikeouts.....	Jess Todd vs. South Carolina (SEC Tournament), May 24, 2007

THE LAST TIME AN ARKANSAS TEAM...

Scored 10 runs	vs. Illinois State, March 1, 2023
Scored 11 runs	vs. #25 Auburn (College World Series), June 21, 2022
Scored 12 runs	vs. SEMO, March 21, 2023
Scored 13 runs	vs. UNLV, March 14, 2023
Scored 14 runs	vs. Grambling, March 15, 2022
Scored 15 runs	vs. Louisiana Tech, March 12, 2023
Scored 16 runs	vs. Omaha, March 28, 2023
Scored 17 runs	vs. #2 Stanford (College World Series), June 18, 2022
Scored 18 runs	vs. #9 Oklahoma State, Feb. 19, 2023
Scored 19 runs	vs. Northwestern State, April 23, 2019
Scored 20 runs	at #6 Oklahoma State (NCAA Super Regional), June 4, 2022
Scored 21 runs	vs. UCA, April 5, 2022
Scored 22 runs	vs. Louisiana Tech, Feb. 14, 2004
Scored 23 runs	Never
Scored 24 runs	Missouri Southern, Feb. 11, 1998
Scored 25 runs	Missouri Southern, Feb. 4, 2001
Scored 26 runs	vs. UA Pine Bluff, April 14, 2021
Scored 27 runs	Never
Scored 28 runs	vs. Wisconsin-Milwaukee (2), Feb. 18, 2007
Scored 29 runs	Morningside, April 6, 1968
Scored 30 runs	at South Carolina, March 30, 1997
Scored 32 runs	32 vs. Bucknell, Feb. 17, 2018
Scored 33 runs	33 vs. Southwest Baptist, March 21, 1984
Had 12 hits	at #11 North Carolina (NCAA Super Regional), June 12, 2022
Had 13 hits	vs. Eastern Illinois, Feb. 25, 2023
Had 14 hits	vs. Omaha, March 28, 2023
Had 15 hits	vs. UAPB [DH-1], April 12, 2022
Had 16 hits	vs. #25 Auburn (College World Series), June 21, 2022
Had 17 hits	vs. #16 NC State (NCAA Super Regional), June 11, 2021
Had 18 hits	vs. South Alabama, March 7, 2020
Had 19 hits	vs. UCA, April 5, 2022
Had 20 hits	vs. Dayton, Feb. 28, 2018
Had 21 hits	vs. #2 Stanford (College World Series), June 18, 2022
Had 22 hits	at #6 Vanderbilt, April 14, 2019
Had 23 hits	Centenary, March 31, 1999
Had 24 hits	Georgia, March 17, 2001
Had 25 hits	at Centenary, March 23, 2005
Had 26-29 hits	28 at South Carolina, March 30, 1997
Had 30 hits	vs. Saint Louis, April 7, 2010
Had 31+ hits	32 vs. Southwest Baptist, March 21, 1984
Hit four home runs in a game	4 - Caleb Cali (1), Brady Slavens (1), Peyton Stovall (1), Jared Wegner (1) vs. Wright State, March 3, 2023
Hit five home runs in a game	5 - Jalen Battles (1), Christian Franklin (1), Cullen Smith (1), Cayden Wallace (1), Braydon Webb (1) vs. NJIT (NCAA Regional), June 4, 2021
Hit six home runs in a game	6 - Luke Bonfield (1), Dominic Fletcher (1), Jared Gates (1), Grant Koch (1), Casey Martin (1), Carson Shaddy (1) vs. Bucknell, Feb. 17, 2018
Hit seven home runs in a game	7 - Robert Moore (2), Jalen Battles (1), Chris Lanzilli (1), Brady Slavens (1), Michael Turner (1), Cayden Wallace (1) vs. UCA, April 5, 2022
Hit eight or more home runs in a game	8 - Matt Goodheart (2), Brady Slavens (2), Cullen Smith (2), Charlie Welch (2) vs. UAPB, April 14, 2021
Hit a grand slam in three consecutive games	vs. UIC, March 12-13, 2022, vs. Grambling, March 15, 2022
3 errors in a game	at Texas A&M, April 24, 2022
4 errors in a game	vs. UA Pine Bluff, April 14, 2021
5 errors in a game	vs. South Carolina (SEC Tournament), May 23, 2018
6 errors in a game	vs. Eastern Illinois, March 5, 2016
7 errors in a game	vs. LA Tech, March 20, 2001
Threw back-to-back shutouts	vs. UAPB (15-0, 6-0), April 12, 2022
Most consecutive shutouts thrown	4, vs. Wisconsin, March 15-16, 1980
Was shutout	vs. Ole Miss (College World Series), June 23, 2022
Was shutout in back-to-back games	vs. LSU (7-0, 6-0), April 23-24, 2005
Held to 1 hit	vs. Missouri State, May 17, 2016
Held to 2 hits	vs. #24 Vanderbilt, May 15, 2022
Held to 3 hits	at #1 LSU [DH-1], March 25, 2023
Did not strikeout	vs. Eastern Illinois, Feb. 16, 2019
Swept an SEC home weekend series	vs. Auburn, March 17-19, 2023
Swept an SEC road weekend series	at #2 Mississippi State, March 26-28, 2021
Was swept in an SEC home weekend series	vs. Alabama, May 13-15, 2016
Was swept in an SEC road weekend series	at Mississippi State, April 20-21, 2018
Swept a non-conference home weekend series	vs. Louisiana Tech, March 10-12, 2023
Swept a non-conference road weekend series	at Northwestern State, Feb. 16-18, 1996
Was swept in a non-conference home weekend series	vs. Long Beach State, Feb. 25-27, 2000
Was swept in a non-conference road weekend series	at UNLV, March 19-21, 1994
Won an SEC home weekend series	vs. Auburn, March 17-19, 2023
Won an SEC road weekend series	at #19 Auburn, May 6-8, 2022
Lost an SEC home weekend series	vs. #24 Vanderbilt, May 13-15, 2022
Lost an SEC road weekend series	at #1 LSU, March 24-25, 2023
Won a non-conference home weekend series	vs. Louisiana Tech, March 10-12, 2023
Won a non-conference road weekend series	at Louisiana Tech, March 12-14, 2021
Lost a non-conference home weekend series	vs. South Alabama, Feb. 28-March 1, 2014
Lost a non-conference road weekend series	at Texas A&M, Feb. 27-29, 2004
Lost a midweek game	vs. Missouri State, May 3, 2022
Shut out an opponent at home	vs. Auburn, March 17-19, 2023
Shut out an opponent on the road	at #15 Auburn (8-0), April 6, 2019
Shut out an SEC opponent at home	vs. Auburn, March 17-19, 2023
Shut out an SEC opponent on the road	at #15 Auburn (8-0), April 6, 2019
Shut out by an SEC opponent at home	vs. #24 Vanderbilt (5-0), May 15, 2022

RECORD RUNDOWN

Overall.....	21-4
vs. top-5 teams.....	1-2
vs. top-10 teams.....	2-2
vs. top-25 teams.....	2-3
vs. unranked teams.....	19-1
At home.....	18-1
On the road.....	1-2
At neutral sites.....	2-1
In day games.....	18-2
In night games.....	3-2
In extra innings.....	2-0
vs. teams over .500.....	9-4
vs. teams .500 or worse.....	11-0
vs. right-handed starter.....	14-4
vs. left-handed starter.....	7-0
When starter receives decision.....	14-1
When reliever receives decision.....	7-3
When starter goes 5+ innings.....	11-1
When starter goes less than 5 innings.....	10-3
When scoring first.....	14-2
When scoring in 1st inning.....	8-3
When opponent scores first.....	7-2
When leading after 6 innings.....	17-1
When trailing after 6 innings.....	1-3
When tied after 6 innings.....	3-0
When leading after 7 innings.....	15-0
When trailing after 7 innings.....	1-3
When tied after 7 innings.....	1-0
When leading after 8 innings.....	15-0
When trailing after 8 innings.....	0-3
When tied after 8 innings.....	1-0
In one-run games.....	2-0
In two-run games.....	2-0
In five-run or more games.....	14-4
In run-rule games.....	5-1
Weekend series W-L-T.....	4-1
Weekend series sweeps/times swept.....	3/0
When scoring 10+ runs.....	10-0
Shutouts/times shut out.....	1/0
When opponent scores 5 runs or less.....	16-0
When opponent scores 6 runs or more.....	5-4
When collecting 0-3 hits.....	0-1
When collecting 4-6 hits.....	0-1
When collecting 7-9 hits.....	10-2
When collecting 10-12 hits.....	5-0
When collecting 13+ hits.....	6-0
When out-hitting opponent.....	16-0
When out-hit by opponent.....	3-4
When hits are equal.....	2-0
When hitting a home run.....	19-4
When opponent hits a home run.....	13-4
When errorless.....	9-2
When committing one error.....	7-0
When committing 2 errors.....	5-2
When committing 3+ errors.....	0-0
When opponent is errorless.....	4-1
vs. SEC opponents.....	4-2
vs. SEC East opponents.....	0-0
vs. SEC West opponents.....	4-2
vs. non-conf. opponents.....	17-2
In midweek games.....	7-0
In rubber matches.....	0-1
Game 1 of weekend series.....	5-0
Game 2 of weekend series.....	4-1
Game 3 of weekend series.....	3-2
Game 4 of weekend series.....	0-0
In February.....	5-2
In March.....	16-2
In April.....	0-0
In May.....	0-0
In June.....	0-0

MULTI-HIT GAMES

Name	2	3	4	5+	Total
Tavian Josenberger	12	-	-	-	12
Jace Bohrofen	9	2	-	-	11
Jared Wegner	7	2	-	-	9
Brady Slavens	7	-	-	-	7
Peyton Stovall	4	3	-	-	7
Kendall Diggs	2	3	-	-	5
John Bolton	3	-	-	-	3
Caleb Cali	2	-	-	-	2
Harold Coll	1	1	-	-	2
Jayson Jones	2	-	-	-	2
Parker Rowland	2	-	-	-	2
Peyton Holt	1	-	-	-	1
Hunter Grimes	1	-	-	-	1
Reese Robinett	1	-	-	-	1
TEAM	54	11	0	0	65

CAREER MULTI-HIT GAMES

Name	2019	2020	2021	2022	2023	Total
Brady Slavens	8	-	18	17	7	50
Tavian Josenberger	-	-	14	15	12	41
Jared Wegner	8	2	6	16	9	41
Peyton Stovall	-	-	-	18	7	25
Jace Bohrofen	-	7	-	5	11	23
John Bolton	-	-	5	15	3	23
Cal Kilgore	-	-	-	8	-	8
Kendall Diggs	-	-	-	2	5	7
Hunter Grimes	6	-	-	1	1	7
Parker Rowland	-	-	2	-	2	4
Caleb Cali	-	-	-	-	2	2
Harold Coll	-	-	-	-	2	2
Jayson Jones	-	-	-	-	2	2
Peyton Holt	-	-	-	-	1	1
Hudson Polk	-	-	-	1	-	1
Reese Robinett	-	-	-	-	1	1

MULTI-RBI GAMES

Name	2	3	4	5+	Total
Jared Wegner	7	5	-	1	13
Kendall Diggs	6	1	3	-	10
Jace Bohrofen	5	2	-	-	7
Tavian Josenberger	4	1	-	-	5
Brady Slavens	3	1	1	-	5
Peyton Stovall	3	1	1	-	5
Caleb Cali	3	1	-	-	4
Harold Coll	1	1	1	-	3
Parker Rowland	3	-	-	-	3
John Bolton	2	-	-	-	2
Jayson Jones	2	-	-	-	2
Reese Robinett	1	1	-	-	2
Peyton Holt	1	-	-	-	1
Ben McLaughlin	1	-	-	-	1
TEAM	42	14	6	1	63

HITTING STREAKS

Name	Longest	Current
Jared Wegner	14	3
Kendall Diggs	13	13
Jace Bohrofen	8	2
Peyton Stovall	7	1
Brady Slavens	6	1
Tavian Josenberger	6	2
Hunter Grimes	4	4
Jayson Jones	4	4
John Bolton	4	1
Reese Robinett	3	1
Caleb Cali	3	-
Harold Coll	3	1
Parker Rowland	3	2
Peyton Holt	2	-
Hudson Polk	2	-
Mason Neville	1	-
Ben McLaughlin	1	1

REACHED BASE STREAKS

Name	Longest	Current
Jared Wegner	18	18
John Bolton	18	1
Kendall Diggs	16	16
Jace Bohrofen	16	5
Brady Slavens	12	2
Peyton Stovall	12	2
Caleb Cali	8	-
Tavian Josenberger	6	2
Hunter Grimes	6	6
Harold Coll	6	1
Parker Rowland	4	4
Hudson Polk	4	-
Jayson Jones	4	4
Peyton Holt	3	-
Reese Robinett	3	1
Ben McLaughlin	1	1
Mason Neville	1	-

CAREER HOME RUNS

Name	Solo	2R	3R	GS	Total
Brady Slavens	15	9	8	1	33
Jared Wegner	12	9	3	1	25
Jace Bohrofen	6	3	1	-	10
Kendall Diggs	3	1	5	1	10
Peyton Stovall	5	4	-	-	9
Tavian Josenberger	3	3	1	-	7
Hunter Grimes	4	-	-	-	4
Caleb Cali	2	-	-	-	2
Jayson Jones	1	1	-	-	2
Hudson Polk	1	1	-	-	2
Reese Robinett	1	-	1	-	2
Parker Rowland	1	1	-	-	2
John Bolton	-	1	-	-	1
Harold Coll	1	-	-	-	1
Peyton Holt	1	-	-	-	1

HOME RUN BREAKDOWN

Total.....	43
at Baum-Walker Stadium.....	33
on the Road.....	4
Neutral Site.....	6
vs. RHP.....	34
vs. LHP.....	9
w/ 0 Outs.....	11
w/ 1 Out.....	16
w/ 2 Outs.....	16
Solo.....	21
Two-Run.....	13
Three-Run.....	8
Grand Slam.....	1
Leadoff.....	5
Back-To-Back.....	2
Pinch-Hit.....	1
Walk-Off.....	2
Before 7th Inning.....	33
7th Inning and Beyond.....	10
Opponent Total.....	30
Last HR Given Up.....	GS
Longest Stretch Without HR Allowed.....	2
Current Streak of No HR Allowed.....	1

COMEBACKS

defined as any win when trailing after an inning

Date / Opponent	Score (Inn.)	Final
Feb. 21 / Grambling	3-6 (4)	W, 9-7
March 1 / Illinois State	3-5 (5)	W, 10-9 (11)
March 5 / Wright State	0-1 (4)	W, 6-2
March 7 / Army	0-4 (5)	W, 7-5
March 12 / Louisiana Tech	1-3 (2)	W, 15-6
March 14 / UNLV	2-4 (3)	W, 13-7
March 17 / Auburn	0-1 (3)	W, 7-2

BLOWN LEADS

defined as any loss when leading after an inning

Date / Opponent	Score (Inn.)	Final
Feb. 26 / EIU	3-1 (5)	L, 12-3
March 25 / at #1 LSU [DH-1]	2-0 (1)	L, 12-2 (7)



III HOME RUN CHART

No.	Player	Game	Date	Opponent	Pitcher	On Base	Inning	Outs	Count	Score	Final
1	Jared Wegner (1)	2	Feb. 18	vs. #15 TCU	RHP Cam Brown	3	1st	2	2-1	0-3	L, 18-6
2	Hudson Polk (1)	2	Feb. 18	vs. #15 TCU	RHP Cam Brown	0	2nd	1	3-2	3-4	L, 18-6
3	Kendall Diggs (1) *	2	Feb. 18	vs. #15 TCU	RHP Kole Klecker	0	6th	0	3-2	4-10	L, 18-6
4	Jayson Jones (1)	2	Feb. 18	vs. #15 TCU	RHP Justin Hackett	0	9th	2	0-1	5-18	L, 18-6
5	Jared Wegner (2)	3	Feb. 19	vs. #9 Oklahoma State	RHP Evan O'Toole	1	3rd	2	1-2	8-0	W, 18-1 (7)
6	Tavian Josenberger (1)	3	Feb. 19	vs. #9 Oklahoma State	RHP Gabe Davis	0	5th	2	1-2	10-1	W, 18-1 (7)
7	Kendall Diggs (2) !	5	Feb. 24	Eastern Illinois	RHP Tarron Lawson	2	7th	2	1-0	10-2	W, 13-2 (7)
8	Tavian Josenberger (2)	6	Feb. 25	Eastern Illinois	RHP Tyler Conklin	1	2nd	2	3-1	1-0	W, 10-3
9	Jace Bohrofen (1)	7	Feb. 26	Eastern Illinois	RHP Ty Hampton	0	2nd	1	2-1	0-1	L, 12-3
10	Jared Wegner (3)	8	March 1	Illinois State	RHP Thomas Harper	1	1st	1	1-0	0-1	W, 10-9 (11)
11	Peyton Stovall (1) ^	8	March 1	Illinois State	RHP Erik Kubiatawicz	0	7th	1	2-1	5-5	W, 10-9 (11)
12	Kendall Diggs (3) ^	8	March 1	Illinois State	RHP Erik Kubiatawicz	0	7th	1	1-2	6-5	W, 10-9 (11)
13	Caleb Cali (1) ^	8	March 1	Illinois State	RHP Erik Kubiatawicz	0	7th	1	0-1	7-5	W, 10-9 (11)
14	Caleb Cali (2)	9	March 3	Wright State	RHP Jake Shirk	0	2nd	2	2-0	0-0	W, 12-2 (8)
15	Brady Slavens (1) ^	9	March 3	Wright State	RHP Jake Shirk	2	3rd	2	0-1	1-0	W, 12-2 (8)
16	Peyton Stovall (2) ^	9	March 3	Wright State	RHP Jake Shirk	0	3rd	2	1-2	4-0	W, 12-2 (8)
17	Jared Wegner (4) !	9	March 3	Wright State	RHP Garret Simpson	0	8th	2	2-0	11-2	W, 12-2 (8)
18	Peyton Stovall (3)	10	March 4	Wright State	LHP Sebastian Gongora	0	1st	1	1-1	0-0	W, 12-6
19	Jared Wegner (5)	10	March 4	Wright State	LHP Garrett Peters	1	3rd	0	0-0	7-1	W, 12-6
20	Jayson Jones (2)	10	March 4	Wright State	RHP Ben Vore	1	6th	0	0-0	9-3	W, 12-6
21	Jace Bohrofen (2)	11	March 5	Wright State	RHP Luke Stofel	0	6th	2	1-0	1-1	W, 6-2
22	Parker Rowland (1) *	11	March 5	Wright State	RHP Warren Hartzell	0	7th	0	1-0	2-1	W, 6-2
23	Jared Wegner (6)	12	March 7	Army	LHP Sean Dennehy	2	6th	1	1-2	0-4	W, 7-5
24	Jace Bohrofen (3)	12	March 7	Army	LHP Sean Dennehy	0	6th	2	1-0	3-4	W, 7-5
25	Kendall Diggs (4)	12	March 7	Army	RHP Dom Trippi	2	8th	1	0-0	4-5	W, 7-5
26	Jace Bohrofen (4)	13	March 10	Louisiana Tech	LHP Jonathan Fincher	1	2nd	0	1-0	0-0	W, 7-4
27	Parker Rowland (2)	13	March 10	Louisiana Tech	LHP Jonathan Fincer	1	2nd	1	1-1	2-0	W, 7-4
28	Kendall Diggs (5) *	14	March 11	Louisiana Tech	RHP Rawley Hector	0	2nd	0	3-2	1-0	W, 6-1
29	Peyton Holt (1)	14	March 11	Louisiana Tech	RHP Rawley Hector	0	2nd	0	0-0	2-0	W, 6-1
30	Jace Bohrofen (5) *	14	March 11	Louisiana Tech	RHP Rawley Hector	0	4th	0	1-1	3-0	W, 6-1
31	Jared Wegner (7)	15	March 12	Louisiana Tech	RHP Reed Smith	1	3rd	1	0-0	1-3	W, 15-6
32	Kendall Diggs (6)	15	March 12	Louisiana Tech	RHP Reed Smith	1	3rd	2	0-1	3-3	W, 15-6
33	Harold Coll (1) *	16	March 14	UNLV	RHP Joey Acosta	0	2nd	0	1-0	0-1	W, 13-7
34	Jared Wegner (8)	17	March 15	UNLV	RHP Jordan Hanson	1	5th	1	0-0	1-0	W, 5-2
35	Brady Slavens (2)	18	March 17	Auburn	LHP Tommy Vail	2	4th	0	2-2	0-2	W, 7-2
36	Tavian Josenberger (3)	19	March 18	Auburn	LHP Zach Crotchfelt	1	2nd	1	3-2	3-1	W, 9-3
37	Jared Wegner (9)	20	March 19	Auburn	LHP Konner Copeland	2	3rd	2	2-1	0-0	W, 5-0
38	Reese Robinett (1)	21	March 21	SEMO	RHP Esteban Hernandez	0	4th	1	1-0	1-1	W, 12-2 (7)
39	Reese Robinett (2) +	22	March 24	at #1 LSU	RHP Christian Little	2	10th	1	1-0	1-1	W, 9-3 (10)
40	Kendall Diggs (7)	22	March 24	at #1 LSU	RHP Will Hellmers	3	10th	2	5-1	1-2	W, 9-3 (10)
41	Jared Wegner (10)	23	March 25	at #1 LSU [DH-1]	RHP Ty Floyd	1	1st	1	3-2	0-0	L, 12-2 (7)
42	Jared Wegner (11)	24	March 25	at #1 LSU [DH-2]	RHP Thatcher Hurd	0	1st	2	1-2	0-0	L, 14-5
43	Tavian Josenberger (4)	25	March 28	Omaha	RHP Tanner Olmstead	1	3rd	0	1-1	8-3	W, 16-3 (7)

* - indicates leadoff home run / ^ - indicates back-to-back home run / ! - indicates walk-off home run / + - indicates pinch-hit home run

HOME RUN DATA CHART |||



No.	Player	Game	Date	Opponent	Pitcher	On Base	Distance	Launch Angle	Exit Velocity
1	Jared Wegner (1)	2	Feb. 18	vs. #15 TCU	RHP Cam Brown	3	442 ft	28.2°	112 mph
2	Hudson Polk (1)	2	Feb. 18	vs. #15 TCU	RHP Cam Brown	0	385 ft	--	104 mph
3	Kendall Diggs (1)	2	Feb. 18	vs. #15 TCU	RHP Kole Klecker	0	370 ft	--	108 mph
4	Jayson Jones (1)	2	Feb. 18	vs. #15 TCU	RHP Justin Hackett	0	408 ft	--	--
5	Jared Wegner (2)	3	Feb. 19	vs. #9 Oklahoma State	RHP Evan O'Toole	1	365 ft	--	--
6	Tavian Josenberger (1)	3	Feb. 19	vs. #9 Oklahoma State	RHP Gabe Davis	0	417 ft	--	--
7	Kendall Diggs (2)	5	Feb. 24	Eastern Illinois	RHP Tarron Lawson	2	399 ft	28°	101 mph
8	Tavian Josenberger (2)	6	Feb. 25	Eastern Illinois	RHP Tyler Conklin	1	352 ft	23°	103 mph
9	Jace Bohrofen (1)	7	Feb. 26	Eastern Illinois	RHP Ty Hampton	0	379 ft	34°	106 mph
10	Jared Wegner (3)	8	March 1	Illinois State	RHP Thomas Harper	1	433 ft	28°	108 mph
11	Peyton Stovall (1)	8	March 1	Illinois State	RHP Erik Kubiawicz	0	399 ft	22°	105 mph
12	Kendall Diggs (3)	8	March 1	Illinois State	RHP Erik Kubiawicz	0	376 ft	29°	98 mph
13	Caleb Cali (1)	8	March 3	Illinois State	RHP Erik Kubiawicz	0	370 ft	24°	105 mph
14	Caleb Cali (2)	9	March 3	Wright State	RHP Jake Shirk	0	438 ft	32°	108 mph
15	Brady Slavens (1)	9	March 3	Wright State	RHP Jake Shirk	2	346 ft	35°	93 mph
16	Peyton Stovall (2)	9	March 3	Wright State	RHP Jake Shirk	0	405 ft	28°	100 mph
17	Jared Wegner (4)	9	March 3	Wright State	RHP Jake Shirk	0	395 ft	25°	105 mph
18	Peyton Stovall (3)	10	March 4	Wright State	RHP Garret Simpson	0	383 ft	28°	100 mph
19	Jared Wegner (5)	10	March 4	Wright State	LHP Garrett Peters	1	386 ft	32.5°	100 mph
20	Jayson Jones (2)	10	March 4	Wright State	RHP Ben Vore	1	396 ft	29°	107 mph
21	Jace Bohrofen (2)	11	March 5	Wright State	RHP Luke Stofel	0	381 ft	21°	100 mph
22	Parker Rowland (1)	11	March 5	Wright State	RHP Warren Hartzell	0	405 ft	22.5°	104 mph
23	Jared Wegner (6)	12	March 7	Army	LHP Sean Dennehy	2	427 ft	21°	111 mph
24	Jace Bohrofen (3)	12	March 7	Army	LHP Sean Dennehy	0	383 ft	20°	107 mph
25	Kendall Diggs (4)	12	March 7	Army	RHP Dom Trippi	2	413 ft	25°	106 mph
26	Jace Bohrofen (4)	13	March 10	Louisiana Tech	LHP Jonathan Fincher	1	351 ft	39.5°	103 mph
27	Parker Rowland (2)	13	March 10	Louisiana Tech	LHP Jonathan Fincher	1	404 ft	25.4°	102 mph
28	Kendall Diggs (5)	14	March 11	Louisiana Tech	RHP Rawley Hector	0	382 ft	22°	105 mph
29	Peyton Holt (1)	14	March 11	Louisiana Tech	RHP Rawley Hector	0	403 ft	25.7°	104 mph
30	Jace Bohrofen (5)	14	March 11	Louisiana Tech	RHP Rawley Hector	0	343 ft	24.4°	99 mph
31	Jared Wegner (7)	15	March 12	Louisiana Tech	RHP Reed Smith	1	372 ft	36.9°	100 mph
32	Kendall Diggs (6)	15	March 12	Louisiana Tech	RHP Reed Smith	1	344 ft	33°	96 mph
33	Harold Coll (1) *	16	March 14	UNLV	RHP Joey Acosta	0	346 ft	26.1°	94 mph
34	Jared Wegner (8)	17	March 15	UNLV	RHP Jordan Hanson	1	396 ft	23.6°	103 mph
35	Brady Slavens (2)	18	March 17	Auburn	LHP Tommy Vail	2	399 ft	40.9°	102 mph
36	Tavian Josenberger (3)	19	March 18	Auburn	LHP Zach Crotchfelt	1	358 ft	27.2°	99 mph
37	Jared Wegner (9)	20	March 19	Auburn	LHP Konner Copeland	2	470 ft	24.6°	111 mph
38	Reese Robinett (1)	21	March 21	SEMO	RHP Esteban Hernandez	0	335 ft	37.6°	98 mph
39	Reese Robinett (2)	22	March 24	at #1 LSU	RHP Christian Little	2	421 ft	22°	104 mph
40	Kendall Diggs (7)	22	March 24	at #1 LSU	RHP Will Hellmers	3	396 ft	30°	102 mph
41	Jared Wegner (10)	23	March 25	at #1 LSU [DH-1]	RHP Ty Floyd	1	380 ft	36.7°	101 mph
42	Jared Wegner (11)	24	March 25	at #1 LSU [DH-2]	RHP Thatcher Hurd	0	379 ft	31.4°	102 mph
43	Tavian Josenberger (4)	25	March 28	Omaha	RHP Tanner Olmstead	1	405 ft	28.4°	105 mph



TEAM PITCHING GAME-BY-GAME

STARTERS GAME-BY-GAME

Opponent	W-L	IP	H	R	ER	BB	K
vs. Texas	--	5.0	1	0	0	2	8
vs. #15 TCU	--	1.1	5	4	4	1	0
vs. #9 OSU	W	4.0	3	1	1	2	5
Grambling	--	2.0	2	2	2	2	3
Eastern Illinois	W	4.2	3	0	0	3	6
Eastern Illinois	W	4.2	2	1	1	2	4
Eastern Illinois	--	5.2	6	2	2	2	4
Illinois State	--	1.0	5	2	2	1	1
Wright State	W	4.2	3	1	1	5	7
Wright State	W	5.0	8	3	2	3	6
Wright State	W	6.0	5	1	1	2	5
Army	--	3.2	6	3	3	1	3
Louisiana Tech	W	5.0	4	2	2	4	7
Louisiana Tech	W	9.0	3	1	0	1	6
Louisiana Tech	W	5.0	2	3	1	0	7
UNLV	--	2.1	4	4	4	1	4
UNLV	W	5.0	6	0	0	1	3
Auburn	W	6.0	6	2	2	3	3
Auburn	W	6.0	5	3	3	2	6
Auburn	W	6.0	1	0	0	1	6
SEMO	W	4.0	1	1	1	3	5
at #1 LSU	--	5.1	3	0	0	1	7
at #1 LSU	L	4.1	9	7	7	1	2
at #1 LSU	--	2.1	3	4	4	1	2
Omaha	--	2.0	3	3	3	3	1

BULLPEN GAME-BY-GAME

Opponent	W-L	IP	H	R	ER	BB	K
vs. Texas	W	4.0	4	2	2	0	5
vs. #15 TCU	L	7.2	14	14	14	10	7
vs. #9 OSU	--	3.0	1	0	0	0	5
Grambling	W	7.0	11	5	5	3	9
Eastern Illinois	--	2.1	3	2	2	0	4
Eastern Illinois	--	4.1	5	2	2	1	4
Eastern Illinois	L	3.1	8	10	8	4	3
Illinois State	W	10.0	8	7	6	2	8
Wright State	--	3.1	6	1	1	1	4
Wright State	--	4.0	2	3	3	3	3
Wright State	--	3.0	3	1	1	0	1
Army	W	5.1	6	2	2	1	3
Louisiana Tech	--	4.0	4	2	2	1	4
Louisiana Tech	--	--	--	--	--	--	--
Louisiana Tech	--	4.0	3	3	2	2	6
UNLV	W	6.2	6	3	3	3	7
UNLV	--	4.0	1	2	0	2	4
Auburn	--	3.0	0	0	0	2	5
Auburn	--	3.0	1	0	0	0	3
Auburn	--	3.0	2	0	0	1	1
SEMO	--	3.0	3	1	1	1	5
at #1 LSU	W	4.2	5	3	3	3	8
at #1 LSU	--	2.1	7	5	5	2	3
at #1 LSU	L	5.2	8	10	7	5	4
Omaha	W	5.0	0	0	0	1	6

TEAM RECORD PER STARTER

Pitcher (Total Starts)	Record
Hunter Hollan (6)	5-1
Will McEntire (6)	4-2
Ben Bybee (4)	4-0
Hagen Smith (4)	4-0
Parker Coil (2)	2-0
Cody Adcock (2)	1-1
Zack Morris (1)	1-0

QUALITY STARTS

Pitcher (Total Starts)	QS	Record
Hunter Hollan (6)	2	2-0
Will McEntire (6)	2	2-0
Cody Adcock (2)	1	1-0
Ben Bybee (4)	0	0-0
Hagen Smith (4)	0	0-0
Parker Coil (2)	0	0-0
Zack Morris (1)	0	0-0

RUN SUPPORT

Pitcher (Total Starts)	Runs	Per Start
Ben Bybee (4)	42	10.5
Parker Coil (2)	20	10.0
Zack Morris (1)	10	10.0
Hunter Hollan (6)	58	9.7
Hagen Smith (4)	35	8.8
Will McEntire (6)	45	7.5
Cody Adcock (2)	10	5.0



STARTER STATISTICS

Player	era	w-l	app	gs	cg	sho	sv	ip	h	r	er	bb	so	2b	3b	hr	b/avg	wp	hp	bks	sfa	sha
Hagen Smith	1.40	3-0	4	4	0	0/0	0	19.1	11	3	3	14	28	2	0	1	.167	1	0	0	0	1
Hunter Hollan	1.97	4-0	6	6	0	0/0	0	32.0	25	9	7	10	31	3	1	2	.221	1	5	0	3	0
Ben Bybee	4.15	2-0	4	4	0	0/0	0	13.0	12	6	6	9	12	3	0	2	.250	1	1	0	0	1
Cody Adcock	4.32	1-0	2	2	0	0/1	0	8.1	4	4	4	2	8	0	0	1	.143	1	1	0	0	0
Will McEntire	5.04	4-1	6	6	1	0/0	0	30.1	32	19	17	10	24	6	1	8	.264	0	1	0	0	0
Parker Coil	10.50	0-0	2	2	0	0/0	0	6.0	10	7	7	2	7	2	0	1	.357	3	0	0	0	0
Zack Morris	18.00	0-0	1	1	0	0/0	0	1.0	5	2	2	1	1	2	0	0	.625	0	0	0	0	0
Totals	3.76	14-1	25	25	1	1/1	0	110.0	99	50	46	48	111	18	2	15	.240	7	8	0	3	2
Opponents	7.35	2-13	25	25	0	0/0	0	90.2	95	82	74	53	81	21	2	24	.271	6	16	2	3	0

RELIEVER STATISTICS

Player	era	w-l	app	gs	cg	sho	sv	ip	h	r	er	bb	so	2b	3b	hr	b/avg	wp	hp	bks	sfa	sha
Christian Foutch	0.00	0-0	3	0	0	0/0	0	3.0	0	0	0	1	1	0	0	0	.000	0	1	0	0	0
Ben Bybee	0.00	0-0	3	0	0	0/0	0	2.2	2	0	0	1	2	0	1	0	.200	0	1	0	0	0
Ben McLaughlin	0.00	0-0	1	0	0	0/0	0	1.0	0	0	0	0	2	0	0	0	.000	0	0	0	0	0
Sean Fitzpatrick	0.00	0-0	1	0	0	0/0	0	0.1	2	0	0	0	1	1	0	0	.667	1	0	0	0	0
Gage Wood	2.35	1-0	10	0	0	0/1	0	7.2	3	2	2	8	13	0	0	0	.125	2	3	0	1	0
Koty Frank	3.09	0-0	6	0	0	0/0	0	11.2	9	4	4	1	9	0	0	2	.214	1	0	0	0	1
Hagen Smith	3.24	1-0	3	0	0	0/1	1	8.1	5	3	3	5	14	0	0	2	.172	0	1	0	0	0
Parker Coil	4.50	0-0	4	0	0	0/0	0	4.0	6	3	2	4	2	0	0	1	.400	0	1	0	2	0
Dylan Carter	4.66	3-0	9	0	0	0/0	2	19.1	18	11	10	6	17	2	0	2	.247	1	2	0	2	0
Brady Tygart	5.68	1-0	4	0	0	0/0	1	6.1	6	5	4	1	10	0	0	2	.231	0	1	0	0	0
Cody Adcock	7.82	1-1	9	0	0	0/0	1	12.2	17	12	11	4	14	2	0	5	.315	0	1	0	1	1
Zack Morris	8.03	0-2	6	0	0	0/0	2	12.1	17	16	11	5	11	0	1	1	.309	0	1	1	0	3
Austin Ledbetter	9.45	0-0	7	0	0	0/1	0	13.1	20	14	14	4	12	2	0	0	.364	3	2	0	4	0
Will McEntire	13.50	0-0	1	0	0	0/0	0	0.2	4	1	1	1	0	0	0	0	.800	0	0	0	0	0
Cooper Dossett	21.60	0-0	2	0	0	0/0	0	1.2	2	4	4	4	3	0	0	0	.286	0	1	0	0	0
Jake Faherty	40.50	0-0	1	0	0	0/0	0	0.2	0	3	3	3	1	0	0	0	.000	0	0	2	0	0
Totals	5.79	7-3	25	0	0	1/1	7	105.2	111	78	68	48	112	7	2	15	.269	8	15	3	10	5
Opponents	9.93	2-8	25	0	0	0/0	0	109.2	151	138	121	87	112	28	3	19	.328	20	16	5	13	1



||| GAME-BY-GAME BATTING ORDER

RECORD: 21-4 • **HOME:** 18-1 • **AWAY:** 1-2 • **NEUTRAL:** 2-1 • **SEC:** 4-2

Date	Opponent	1	2	3	4	5	6	7	8	9
Feb. 17	vs. Texas	Josenberger	Stovall	Cali	Slavens	Wegner	Bohrofen	Diggs	Polk	Bolton
Feb. 18	vs. #15 TCU	Josenberger	Stovall	Cali	Slavens	Wegner	Bohrofen	Diggs	Polk	Bolton
Feb. 19	vs. #9 Oklahoma State	Josenberger	Stovall	Wegner	Slavens	Diggs	Bohrofen	Jones	Rowland	Bolton
Feb. 21	Grambling	Josenberger	Stovall	Wegner	Slavens	Siggs	Bohrofen	Jones	Rowland	Bolton
Feb. 24	Eastern Illinois	Josenberger	Diggs	Wegner	Slavens	Bohrofen	McLaughlin	Holt	Polk	Bolton
Feb. 25	Eastern Illinois	Josenberger	Stovall	Wegner	Slavens	Bohrofen	Diggs	Cali	Rowland	Bolton
Feb. 26	Eastern Illinois	Josenberger	Stovall	Wegner	Slavens	Bohrofen	Robinett	Polk	Neville	Bolton
March 1	Illinois State	Josenberger	Bohrofen	Wegner	Slavens	Stovall	Diggs	Cali	Rowland	Bolton
March 3	Wright State	Josenberger	Bohrofen	Wegner	Slavens	Stovall	Diggs	Cali	Rowland	Coll
March 4	Wright State	Josenberger	Stovall	Wegner	Slavens	Cali	Bohrofen	Jones	Polk	Bolton
March 5	Wright State	Josenberger	Stovall	Wegner	Slavens	Bohrofen	Diggs	Cali	Rowland	Bolton
March 7	Army	Josenberger	Stovall	Wegner	Slavens	Bohrofen	Diggs	Cali	Polk	Bolton
March 10	Louisiana Tech	Josenberger	Stovall	Wegner	Slavens	Bohrofen	Cali	Diggs	Rowland	Bolton
March 11	Louisiana Tech	Josenberger	Stovall	Wegner	Slavens	Bohrofen	Diggs	Holt	Polk	Bolton
March 12	Louisiana Tech	Josenberger	Stovall	Wegner	Slavens	Bohrofen	Diggs	Holt	Rowland	Bolton
March 14	UNLV	Diggs	Wegner	Bohrofen	Jones	Robinett	Coll	Neville	Polk	Bolton
March 15	UNLV	Josenberger	Wegner	Slavens	Bohrofen	Diggs	Coll	Rowland	Jones	Bolton
March 17	Auburn	Josenberger	Stovall	Wegner	Slavens	Bohrofen	Diggs	Coll	Rowland	Bolton
March 18	Auburn	Josenberger	Stovall	Wegner	Slavens	Bohrofen	Diggs	Coll	Polk	Bolton
March 19	Auburn	Josenberger	Stovall	Wegner	Slavens	Bohrofen	Diggs	Coll	Rowland	Bolton
March 21	SEMO	Grimes	Wegner	Cali	Coll	Jones	Robinett	Holt	Polk	Neville
March 24	at #1 LSU	Josenberger	Stovall	Wegner	Slavens	Bohrofen	Diggs	Coll	Rowland	Bolton
March 25	at #1 LSU [DH-1]	Josenberger	Stovall	Wegner	Slavens	Bohrofen	Diggs	Coll	Polk	Bolton
March 25	at #1 LSU [DH-2]	Josenberger	Stovall	Wegner	Slavens	Bohrofen	Diggs	Cali	Rowland	Bolton
March 28	Omaha	Josenberger	Diggs	Wegner	Bohrofen	Stovall	Jones	Robinett	Rowland	Bolton



RECORD: 21-4 • **HOME:** 18-1 • **AWAY:** 1-2 • **NEUTRAL:** 2-1 • **SEC:** 4-2

Date	Opponent	C	1B	2B	3B	SS	LF	CF	RF	DH
Feb. 17	vs. Texas	Polk	Slavens	Stovall	Cali	Bolton	Wegner	Josenberger	Bohrofen	Diggs
Feb. 18	vs. #15 TCU	Polk	Slavens	Stovall	Cali	Bolton	Wegner	Josenberger	Bohrofen	Diggs
Feb. 19	vs. #9 Oklahoma State	Rowland	Slavens	Stovall	Jones	Bolton	Wegner	Josenberger	Bohrofen	Diggs
Feb. 21	Grambling	Rowland	Slavens	Stovall	Jones	Bolton	Wegner	Josenberger	Bohrofen	Diggs
Feb. 24	Eastern Illinois	Polk	McLaughlin	Holt	Slavens	Bolton	Wegner	Josenberger	Bohrofen	Diggs
Feb. 25	Eastern Illinois	Rowland	Slavens	Stovall	Cali	Bolton	Wegner	Josenberger	Bohrofen	Diggs
Feb. 26	Eastern Illinois	Polk	Slavens	Stovall	Robinett	Bolton	Wegner	Josenberger	Bohrofen	Neville
March 1	Illinois State	Rowland	Slavens	Stovall	Cali	Bolton	Wegner	Josenberger	Bohrofen	Diggs
March 3	Wright State	Rowland	Slavens	Stovall	Cali	Coll	Wegner	Josenberger	Bohrofen	Diggs
March 4	Wright State	Polk	Slavens	Stovall	Cali	Bolton	Wegner	Josenberger	Bohrofen	Jones
March 5	Wright State	Rowland	Slavens	Stovall	Cali	Bolton	Wegner	Josenberger	Bohrofen	Diggs
March 7	Army	Polk	Slavens	Stovall	Cali	Bolton	Wegner	Josenberger	Bohrofen	Diggs
March 10	Louisiana Tech	Rowland	Slavens	Stovall	Cali	Bolton	Wegner	Josenberger	Bohrofen	Diggs
March 11	Louisiana Tech	Polk	Slavens	Stovall	Holt	Bolton	Wegner	Josenberger	Bohrofen	Diggs
March 12	Louisiana Tech	Rowland	Slavens	Stovall	Holt	Bolton	Wegner	Josenberger	Bohrofen	Diggs
March 14	UNLV	Polk	Robinett	Coll	Jones	Bolton	Neville	Wegner	Bohrofen	Diggs
March 15	UNLV	Rowland	Slavens	Jones	Coll	Bolton	Wegner	Josenberger	Diggs	Bohrofen
March 17	Auburn	Rowland	Slavens	Stovall	Coll	Bolton	Wegner	Josenberger	Bohrofen	Diggs
March 18	Auburn	Polk	Slavens	Stovall	Coll	Bolton	Wegner	Josenberger	Bohrofen	Diggs
March 19	Auburn	Rowland	Slavens	Stovall	Coll	Bolton	Wegner	Josenberger	Bohrofen	Diggs
March 21	SEMO	Polk	Robinett	Holt	Cali	Coll	Wegner	Neville	Grimes	Jones
March 24	at #1 LSU	Rowland	Slavens	Stovall	Coll	Bolton	Wegner	Josenberger	Bohrofen	Diggs
March 25	at #1 LSU [DH-1]	Polk	Slavens	Stovall	Coll	Bolton	Wegner	Josenberger	Bohrofen	Diggs
March 25	at #1 LSU [DH-2]	Rowland	Slavens	Stovall	Cali	Bolton	Wegner	Josenberger	Bohrofen	Diggs
March 28	Omaha	Rowland	Jones	Stovall	Robinett	Bolton	Wegner	Josenberger	Bohrofen	Diggs



||| GAME-BY-GAME HITTING

RECORD: 21-4 • HOME: 18-1 • AWAY: 1-2 • NEUTRAL: 2-1 • SEC: 4-2

Date	Opponent	AB	R	H	RBI	2B	3B	HR	BB	IBB	SB	CS	HBP	SAC	SF	GDP	K	PO	A	E	Avg
Feb. 17	vs. Texas	34	3	8	3	2	0	0	4	0	0	0	1	0	0	2	12	27	11	1	.235
Feb. 18	vs. #15 TCU	37	6	9	6	2	0	4	2	0	0	0	0	0	0	0	11	27	11	0	.239
Feb. 19	vs. #9 Oklahoma State	32	18	14	17	2	1	2	10	0	0	0	3	0	3	0	9	21	5	0	.301
Feb. 21	Grambling	26	9	9	9	3	0	0	7	0	4	0	2	0	4	1	5	27	9	2	.310
Feb. 24	Eastern Illinois	31	13	11	9	0	0	1	5	0	3	0	2	0	0	2	5	21	5	0	.319
Feb. 25	Eastern Illinois	37	10	13	10	4	0	1	7	1	1	0	1	0	0	0	6	27	7	0	.325
Feb. 26	Eastern Illinois	32	3	4	3	1	0	1	1	0	0	0	1	0	0	0	6	27	7	2	.297
March 1	Illinois State	44	10	14	10	4	0	4	5	0	3	1	2	0	0	0	6	33	14	2	.300
March 3	Wright State	32	12	9	12	2	0	4	6	0	2	0	1	0	0	0	7	24	10	0	.298
March 4	Wright State	35	12	14	12	3	0	3	9	0	1	1	2	0	1	1	5	27	7	1	.309
March 5	Wright State	34	6	11	6	1	0	2	5	0	2	1	0	0	0	2	8	27	11	1	.310
March 7	Army	29	7	8	7	0	0	3	4	0	0	0	2	0	0	3	5	27	12	1	.308
March 10	Louisiana Tech	30	7	11	7	0	0	2	9	0	0	2	2	1	2	1	5	27	10	0	.312
March 11	Louisiana Tech	31	6	9	6	2	1	3	3	0	0	1	0	0	0	1	5	27	3	1	.310
March 12	Louisiana Tech	35	15	11	14	2	1	2	12	0	0	0	1	0	1	0	4	27	6	2	.311
March 14	UNLV	37	13	14	12	4	1	1	7	0	1	1	1	0	0	0	14	27	5	2	.315
March 15	UNLV	31	5	7	5	3	0	1	4	0	0	0	1	0	0	1	3	27	8	2	.310
March 17	Auburn	31	7	8	7	1	0	1	7	0	1	0	1	0	1	0	11	27	9	0	.308
March 18	Auburn	33	9	9	9	3	0	1	3	0	0	0	1	0	1	0	9	27	12	1	.306
March 19	Auburn	28	5	9	5	2	0	1	3	0	0	1	3	0	0	2	8	27	7	0	.307
March 21	SEMO	30	12	11	10	3	0	1	3	0	0	0	0	0	0	0	9	21	7	0	.309
March 24	at #1 LSU	34	9	7	9	1	0	2	6	0	0	1	1	0	2	0	15	30	4	0	.304
March 25	at #1 LSU [DH-1]	24	2	3	2	0	0	1	2	0	0	0	3	0	0	1	9	20	4	0	.299
March 25	at #1 LSU [DH-2]	35	5	9	5	3	0	1	7	0	0	0	1	0	0	0	11	24	5	2	.297
March 28	Omaha	30	16	14	15	1	1	1	9	0	0	0	1	0	1	2	5	21	5	1	.303
	Totals	812	220	246	210	49	5	43	140	1	18	9	32	1	16	19	193	647	194	21	.303



RECORD: 21-4 • HOME: 18-1 • AWAY: 1-2 • NEUTRAL: 2-1 • SEC: 4-2

Date	Opponent	IP	H	R	ER	BB	SO	2B	3B	HR	WP	BK	HBP	DP	IBB	Score	W	L	SV	ERA
Feb. 17	vs. Texas	9.0	5	2	2	2	13	1	0	1	1	0	0	2	0	3-2	1	0	1	2.00
Feb. 18	vs. #15 TCU	9.0	19	18	18	11	7	3	0	1	1	0	3	0	0	6-18	1	1	1	10.00
Feb. 19	vs. #9 Oklahoma State	7.0	4	1	1	2	10	1	0	0	0	0	1	0	0	18-1	2	1	1	7.56
Feb. 21	Grambling	9.0	13	7	7	5	12	0	0	1	0	1	0	1	0	9-7	3	1	1	7.41
Feb. 24	Eastern Illinois	7.0	6	2	2	3	10	2	0	0	0	0	2	0	0	13-2	4	1	1	6.59
Feb. 25	Eastern Illinois	9.0	7	3	3	3	8	0	0	2	0	0	0	0	0	10-3	5	1	1	5.94
Feb. 26	Eastern Illinois	9.0	14	12	10	6	7	2	0	3	2	0	0	1	0	3-12	5	2	1	6.56
March 1	Illinois State	11.0	13	9	8	3	9	2	0	3	0	0	1	0	0	10-9	6	2	1	6.56
March 3	Wright State	8.0	9	2	2	6	11	0	0	1	1	0	0	0	0	12-2	7	2	1	6.12
March 4	Wright State	9.0	10	6	5	6	9	2	1	2	0	2	0	1	0	12-6	8	2	1	6.00
March 5	Wright State	9.0	8	2	2	2	6	1	0	0	0	0	1	1	0	6-2	9	2	2	5.62
March 7	Army	9.0	12	5	5	2	6	1	0	1	2	0	0	1	0	7-5	10	2	2	5.57
March 10	Louisiana Tech	9.0	8	4	4	5	11	1	0	1	0	0	0	2	0	7-4	11	2	3	5.45
March 11	Louisiana Tech	9.0	3	1	0	1	6	0	0	0	0	0	0	0	0	6-1	12	2	3	5.05
March 12	Louisiana Tech	9.0	5	6	3	2	13	0	0	1	1	0	3	2	0	15-6	13	2	3	4.91
March 14	UNLV	9.0	10	7	7	4	11	2	0	0	2	0	0	1	0	13-7	14	2	3	5.04
March 15	UNLV	9.0	7	2	0	3	7	2	0	0	0	0	1	1	0	5-2	15	2	4	4.74
March 17	Auburn	9.0	6	2	2	5	8	0	0	1	0	0	1	1	0	7-2	16	2	5	4.58
March 18	Auburn	9.0	6	3	3	2	9	1	0	2	0	0	2	1	0	9-3	17	2	6	4.50
March 19	Auburn	9.0	3	0	0	2	7	0	0	0	1	0	2	1	0	5-0	18	2	6	4.27
March 21	SEMO	7.0	4	2	2	4	10	0	0	1	0	0	1	0	0	12-2	19	2	7	4.21
March 24	at #1 LSU	10.0	8	3	3	4	15	0	1	2	0	0	1	0	0	9-3	20	2	7	4.13
March 25	at #1 LSU [DH-1]	6.2	16	12	12	3	5	3	1	3	2	0	1	0	0	2-12	20	3	7	4.53
March 25	at #1 LSU [DH-2]	8.0	11	14	10	6	6	0	1	4	1	0	2	1	0	5-14	20	4	7	4.79
March 28	Omaha	7.0	3	3	3	4	7	1	0	0	1	0	1	0	0	16-3	21	4	7	4.76
	Totals	215.2	210	128	114	96	223	25	4	30	15	3	23	18	0	220-128	21	4	7	4.76



1 HAROLD COLL

SEASON HIGHS

Category	High	Opponent (Last)	Date
Hits	3	UNLV	3/14/23
Runs	2	2x (SEMO)	3/21/23
Doubles	2	2x (SEMO)	3/21/23
Triples	--	--	--
Home Runs	1	UNLV	3/14/23
RBI	4	UNLV	3/14/23
Walks	2	Auburn	3/17/23
Stolen Bases	1	UNLV	3/14/23

CAREER HIGHS

Category	High	Opponent (Last)	Date
Hits	3	UNLV	3/14/23
Runs	2	2x (SEMO)	3/21/23
Doubles	2	2x (SEMO)	3/21/23
Triples	--	--	--
Home Runs	1	UNLV	3/14/23
RBI	4	UNLV	3/14/23
Walks	2	Auburn	3/17/23
Stolen Bases	1	UNLV	3/14/23



3 ISAAC WEBB

SEASON HIGHS

Category	High	Opponent (Last)	Date
Hits	--	--	--
Runs	--	--	--
Doubles	--	--	--
Triples	--	--	--
Home Runs	--	--	--
RBI	--	--	--
Walks	--	--	--
Stolen Bases	--	--	--

CAREER HIGHS

Category	High	Opponent (Last)	Date
Hits	--	--	--
Runs	--	--	--
Doubles	--	--	--
Triples	--	--	--
Home Runs	--	--	--
RBI	--	--	--
Walks	--	--	--
Stolen Bases	--	--	--



5 KENDALL DIGGS

SEASON HIGHS

Category	High	Opponent (Last)	Date
Hits	3	3x (Omaha)	3/28/23
Runs	3	2x (Omaha)	3/28/23
Doubles	2	2x (Auburn)	3/18/23
Triples	--	--	--
Home Runs	1	7x (at #1 LSU)	3/24/23
RBI	4	3x (at #1 LSU)	3/24/23
Walks	2	4x (at #1 LSU)	3/25/23
Stolen Bases	--	--	--

CAREER HIGHS

Category	High	Opponent (Last)	Date
Hits	3	4x (Omaha)	3/28/23
Runs	3	2x (Omaha)	3/28/23
Doubles	2	2x (Auburn)	3/18/23
Triples	--	--	--
Home Runs	1	10x (at #1 LSU)	3/24/23
RBI	4	4x (at #1 LSU)	3/24/23
Walks	2	8x (at #1 LSU)	3/25/23
Stolen Bases	1	at Mizzou	3/27/22



6 CALEB CALI

SEASON HIGHS

Category	High	Opponent (Last)	Date
Hits	2	2x (Wright State)	3/4/23
Runs	1	6x (SEMO)	3/21/23
Doubles	1	2x (at #1 LSU)	3/25/23
Triples	--	--	--
Home Runs	1	2x (Wright State)	3/3/23
RBI	3	at #1 LSU	3/25/23
Walks	1	8x (at #1 LSU)	3/25/23
Stolen Bases	--	--	--

CAREER HIGHS

Category	High	Opponent (Last)	Date
Hits	2	2x (Wright State)	3/4/23
Runs	1	6x (SEMO)	3/21/23
Doubles	1	2x (at #1 LSU)	3/25/23
Triples	--	--	--
Home Runs	1	2x (Wright State)	3/3/23
RBI	3	at #1 LSU	3/25/23
Walks	1	8x (at #1 LSU)	3/25/23
Stolen Bases	--	--	--



8 JACE BOHROFEN

SEASON HIGHS

Category	High	Opponent (Last)	Date
Hits	3	2x (Wright State)	3/5/23
Runs	2	6x (at #1 LSU)	3/25/23
Doubles	2	Eastern Illinois	2/25/23
Triples	--	--	--
Home Runs	1	5x (Louisiana Tech)	3/11/23
RBI	3	2x (Omaha)	3/28/23
Walks	2	2x (at #1 LSU)	3/25/23
Stolen Bases	2	Eastern Illinois	2/24/23

CAREER HIGHS

Category	High	Opponent (Last)	Date
Hits	3	5x (Wright State)	3/5/23
Runs	3	Arkansas State	4/20/22
Doubles	2	3x (Eastern Illinois)	2/25/23
Triples	1	4x (Southeastern)	3/5/22
Home Runs	2	UCA	4/5/22
RBI	6	UT Arlington	3/9/21
Walks	3	at #11 Oklahoma State	3/30/21
Stolen Bases	2	Eastern Illinois	2/24/23



10 PEYTON STOVALL

SEASON HIGHS

Category	High	Opponent (Last)	Date
Hits	3	3x (Louisiana Tech)	3/11/23
Runs	3	2x (Wright State)	3/4/23
Doubles	1	3x (Louisiana Tech)	3/11/23
Triples	1	Louisiana Tech	3/11/23
Home Runs	1	3x (Wright State)	3/4/23
RBI	4	Wright State	3/3/23
Walks	2	vs. #9 Oklahoma State	2/19/23
Stolen Bases	2	Grambling	2/21/23

CAREER HIGHS

Category	High	Opponent (Last)	Date
Hits	5	vs. #25 Auburn	6/21/22
Runs	4	UCA	4/5/22
Doubles	2	at Texas A&M	4/24/22
Triples	1	Louisiana Tech	3/11/23
Home Runs	1	9x (Wright State)	3/4/23
RBI	4	vs. #2 Stanford	6/18/22
Walks	2	3x (vs. #9 Oklahoma State)	2/19/23
Stolen Bases	2	Grambling	2/21/23



9 JOHN BOLTON

SEASON HIGHS

Category	High	Opponent (Last)	Date
Hits	2	3x (Louisiana Tech)	3/12/23
Runs	3	Louisiana Tech	3/12/23
Doubles	1	3x (Auburn)	3/17/23
Triples	--	--	--
Home Runs	--	--	--
RBI	2	2x (Omaha)	3/28/23
Walks	2	Louisiana Tech	3/10/23
Stolen Bases	1	Wright State	3/5/23

CAREER HIGHS

Category	High	Opponent (Last)	Date
Hits	2	23x (Louisiana Tech)	3/12/23
Runs	4	Bellarmine	3/1/22
Doubles	2	Murray State	5/6/22
Triples	--	--	--
Home Runs	1	Morehead State	5/21/22
RBI	2	7x (Omaha)	3/28/23
Walks	4	Bellarmine	3/1/22
Stolen Bases	2	3x (Murray State)	5/8/22



11 JARED WEGNER

SEASON HIGHS

Category	High	Opponent (Last)	Date
Hits	3	2x (Illinois State)	3/1/23
Runs	3	3x (Wright State)	3/4/23
Doubles	1	3x (SEMO)	3/21/23
Triples	1	2x (Omaha)	3/28/23
Home Runs	1	11x (at #1 LSU)	3/25/23
RBI	5	vs. #9 Oklahoma State	2/19/23
Walks	5	Louisiana Tech	3/12/23
Stolen Bases	1	3x (Wright State)	3/3/23

CAREER HIGHS

Category	High	Opponent (Last)	Date
Hits	4	2x (Seton Hall)	4/23/22
Runs	3	7x (Wright State)	3/4/23
Doubles	2	2x (Butler)	5/14/22
Triples	1	5x (Omaha)	3/28/23
Home Runs	2	The Citadel	4/2/22
RBI	7	Seton Hall	4/23/22
Walks	5	Louisiana Tech	3/12/23
Stolen Bases	2	St. Thomas	3/6/22



12 TAVIAN JOSENBARGER

SEASON HIGHS

Category	High	Opponent (Last)	Date
Hits	2	12x (Omaha)	3/28/23
Runs	3	Omaha	3/28/23
Doubles	1	6x (at #1 LSU)	3/24/23
Triples	--	--	--
Home Runs	1	4x (Omaha)	3/28/23
RBI	3	Omaha	3/28/23
Walks	3	Louisiana Tech	3/12/23
Stolen Bases	2	2x (Army)	3/7/23

CAREER HIGHS

Category	High	Opponent (Last)	Date
Hits	6	at Oklahoma	4/10/21
Runs	3	6x (Omaha)	3/28/23
Doubles	1	27x (at #1 LSU)	3/24/23
Triples	1	6x (Omaha)	4/12/22
Home Runs	2	at Charleston Southern	3/9/22
RBI	4	at Charleston Southern	3/9/22
Walks	3	2x (Louisiana Tech)	3/12/23
Stolen Bases	2	4x (Illinois State)	3/1/23




15 BEN McLAUGHLIN

SEASON HIGHS

Category	High	Opponent (Last)	Date
Hits	1	Eastern Illinois	2/25/23
Runs	--	--	--
Doubles	--	--	--
Triples	--	--	--
Home Runs	--	--	--
RBI	2	Eastern Illinois	2/25/23
Walks	1	Eastern Illinois	2/25/23
Stolen Bases	--	--	--

CAREER HIGHS

Category	High	Opponent (Last)	Date
Hits	1	Eastern Illinois	2/25/23
Runs	--	--	--
Doubles	--	--	--
Triples	--	--	--
Home Runs	--	--	--
RBI	2	Eastern Illinois	2/25/23
Walks	1	Eastern Illinois	2/25/23
Stolen Bases	--	--	--



13 JAYSON JONES

SEASON HIGHS

Category	High	Opponent (Last)	Date
Hits	2	2x (SEMO)	3/21/23
Runs	2	2x (UNLV)	3/14/23
Doubles	1	UNLV	3/15/23
Triples	--	--	--
Home Runs	1	2x (Wright State)	3/4/23
RBI	2	2x (SEMO)	3/21/23
Walks	3	2x (UNLV)	3/14/23
Stolen Bases	1	Grambling	2/21/23

CAREER HIGHS

Category	High	Opponent (Last)	Date
Hits	2	2x (SEMO)	3/21/23
Runs	2	2x (UNLV)	3/14/23
Doubles	1	UNLV	3/15/23
Triples	--	--	--
Home Runs	1	2x (Wright State)	3/4/23
RBI	2	2x (SEMO)	3/21/23
Walks	3	2x (UNLV)	3/14/23
Stolen Bases	1	Grambling	2/21/23



16 HUDSON POLK

SEASON HIGHS

Category	High	Opponent (Last)	Date
Hits	1	4x (at #1 LSU)	3/25/23
Runs	2	Eastern Illinois	2/24/23
Doubles	--	--	--
Triples	--	--	--
Home Runs	1	vs. #15 TCU	2/18/23
RBI	1	2x (Wright State)	3/4/23
Walks	1	5x (SEMO)	3/21/23
Stolen Bases	--	--	--

CAREER HIGHS

Category	High	Opponent (Last)	Date
Hits	3	Pacific	4/16/22
Runs	2	Eastern Illinois	2/24/23
Doubles	1	2x (at Kansas)	4/24/22
Triples	1	Pacific	4/16/22
Home Runs	1	2x (vs. #15 TCU)	2/18/23
RBI	2	3x (at Kansas)	4/24/22
Walks	2	2x (at Oral Roberts)	4/26/22
Stolen Bases	1	UTSA	3/13/22



17 BRADY SLAVENS

SEASON HIGHS

Category	High	Opponent (Last)	Date
Hits	2	7x (Louisiana Tech)	3/12/23
Runs	3	Wright State	3/3/23
Doubles	1	9x (at #1 LSU)	3/25/23
Triples	--	--	--
Home Runs	1	2x (Auburn)	3/17/23
RBI	4	Wright State	3/3/23
Walks	1	8x (Auburn)	3/19/23
Stolen Bases	1	Wright State	3/4/23

CAREER HIGHS

Category	High	Opponent (Last)	Date
Hits	4	2x (Arkansas State)	4/19/22
Runs	3	4x (Arkansas State)	4/19/22
Doubles	2	at Louisiana Tech	3/13/21
Triples	1	6x (UAPB)	4/12/21
Home Runs	2	5x (#24 Vanderbilt)	5/13/22
RBI	6	UAPB	4/12/22
Walks	2	12x (at #6 Oklahoma State)	6/5/22
Stolen Bases	2	Rhode Island	3/17/19



21 HUNTER GRIMES

SEASON HIGHS

Category	High	Opponent (Last)	Date
Hits	2	UNLV	3/14/23
Runs	2	UNLV	3/14/23
Doubles	--	--	--
Triples	1	UNLV	3/14/23
Home Runs	--	--	--
RBI	1	3x (SEMO)	3/21/23
Walks	1	2x (Omaha)	3/28/23
Stolen Bases	--	--	--

CAREER HIGHS

Category	High	Opponent (Last)	Date
Hits	4	vs. Western Kentucky	5/24/19
Runs	4	vs. Western Kentucky	5/24/19
Doubles	1	2x (vs. Western Kentucky)	5/24/19
Triples	1	UNLV	3/14/23
Home Runs	2	at Louisiana Tech	4/5/19
RBI	3	Lamar	4/9/19
Walks	1	6x (Omaha)	3/28/23
Stolen Bases	--	--	--



18 REESE ROBINETT

SEASON HIGHS

Category	High	Opponent (Last)	Date
Hits	2	SEMO	3/21/23
Runs	2	2x (Omaha)	3/28/23
Doubles	--	--	--
Triples	--	--	--
Home Runs	1	2x (at #1 LSU)	3/24/23
RBI	3	at #1 LSU	3/24/23
Walks	1	Omaha	3/28/23
Stolen Bases	--	--	--

CAREER HIGHS

Category	High	Opponent (Last)	Date
Hits	2	SEMO	3/21/23
Runs	2	2x (Omaha)	3/28/23
Doubles	--	--	--
Triples	--	--	--
Home Runs	1	2x (at #1 LSU)	3/24/23
RBI	3	at #1 LSU	3/24/23
Walks	1	Omaha	3/28/23
Stolen Bases	--	--	--



24 PEYTON HOLT

SEASON HIGHS

Category	High	Opponent (Last)	Date
Hits	2	Eastern Illinois	2/24/23
Runs	1	4x (SEMO)	3/21/23
Doubles	--	--	--
Triples	1	Louisiana Tech	3/12/23
Home Runs	1	Louisiana Tech	3/11/23
RBI	2	Eastern Illinois	2/24/23
Walks	1	SEMO	3/21/23
Stolen Bases	--	--	--

CAREER HIGHS

Category	High	Opponent (Last)	Date
Hits	2	Eastern Illinois	2/24/23
Runs	1	4x (SEMO)	3/21/23
Doubles	--	--	--
Triples	1	Louisiana Tech	3/12/23
Home Runs	1	Louisiana Tech	3/11/23
RBI	2	Eastern Illinois	2/24/23
Walks	1	SEMO	3/21/23
Stolen Bases	--	--	--



26 MASON NEVILLE

SEASON HIGHS

Category	High	Opponent (Last)	Date
Hits	1	vs. #9 Oklahoma State	2/19/23
Runs	1	4x (Omaha)	3/28/23
Doubles	--	--	--
Triples	--	--	--
Home Runs	--	--	--
RBI	1	SEMO	3/21/23
Walks	1	2x (SEMO)	3/21/23
Stolen Bases	--	--	--

CAREER HIGHS

Category	High	Opponent (Last)	Date
Hits	1	vs. #9 Oklahoma State	2/19/23
Runs	1	4x (Omaha)	3/28/23
Doubles	--	--	--
Triples	--	--	--
Home Runs	--	--	--
RBI	1	SEMO	3/21/23
Walks	1	2x (SEMO)	3/21/23
Stolen Bases	--	--	--



43 CAL KILGORE

SEASON HIGHS

Category	High	Opponent (Last)	Date
Hits	--	--	--
Runs	--	--	--
Doubles	--	--	--
Triples	--	--	--
Home Runs	--	--	--
RBI	--	--	--
Walks	--	--	--
Stolen Bases	--	--	--

CAREER HIGHS

Category	High	Opponent (Last)	Date
Hits	3	Utah Tech	5/1/22
Runs	2	3x (at Utah Valley)	5/19/22
Doubles	1	8x (vs. Sacramento State)	5/27/22
Triples	--	--	--
Home Runs	--	--	--
RBI	2	2x (UTRGV)	4/16/22
Walks	2	at Nebraska	3/15/22
Stolen Bases	1	5x (vs. Abilene Christian)	5/28/22



44 PARKER ROWLAND

SEASON HIGHS

Category	High	Opponent (Last)	Date
Hits	2	2x (Illinois State)	3/1/23
Runs	2	Omaha	3/28/23
Doubles	1	2x (Illinois State)	3/1/23
Triples	--	--	--
Home Runs	1	2x (Louisiana Tech)	3/10/23
RBI	2	3x (Louisiana Tech)	3/10/23
Walks	2	Omaha	3/28/23
Stolen Bases	--	--	--

CAREER HIGHS


Category	High	Opponent (Last)	Date
Hits	2	3x (Illinois State)	3/1/23
Runs	2	Omaha	3/28/23
Doubles	1	3x (Illinois State)	3/1/23
Triples	--	--	--
Home Runs	1	2x (Louisiana Tech)	3/10/23
RBI	2	4x (Louisiana Tech)	3/10/23
Walks	2	Omaha	3/28/23
Stolen Bases	--	--	--

**15 BEN McLAUGHLIN****SEASON HIGHS**

Category	High	Opponent (Last)	Date
Innings	1.0	Omaha	3/28/23
Longest Start	--	--	--
Shortest Start	--	--	--
Longest Relief	1.0	Omaha	3/28/23
Hits	0	Omaha	3/28/23
Runs	0	Omaha	3/28/23
Earned Runs	0	Omaha	3/28/23
Walks	0	Omaha	3/28/23
Strikeouts	2	Omaha	3/28/23

CAREER HIGHS

Category	High	Opponent (Last)	Date
Innings	1.0	Omaha	3/28/23
Longest Start	--	--	--
Shortest Start	--	--	--
Longest Relief	1.0	Omaha	3/28/23
Hits	0	Omaha	3/28/23
Runs	0	Omaha	3/28/23
Earned Runs	0	Omaha	3/28/23
Walks	0	Omaha	3/28/23
Strikeouts	2	Omaha	3/28/23

**28 KOTY FRANK****SEASON HIGHS**

Category	High	Opponent (Last)	Date
Innings	4.0	Illinois State	3/1/23
Longest Start	--	--	--
Shortest Start	--	--	--
Longest Relief	4.0	Illinois State	3/1/23
Hits	4	Illinois State	3/1/23
Runs	3	Illinois State	3/1/23
Earned Runs	3	Illinois State	3/1/23
Walks	1	Grambling	2/21/23
Strikeouts	3	2x (Illinois State)	3/1/23

CAREER HIGHS


Category	High	Opponent (Last)	Date
Innings	6.2	2x (BYU)	4/14/22
Longest Start	6.2	2x (BYU)	4/14/22
Shortest Start	4.0	Iowa	5/1/22
Longest Relief	4.2	Sam Houston	2/18/22
Hits	10	Michigan	3/25/22
Runs	6	Michigan	3/25/22
Earned Runs	6	Michigan	3/25/22
Walks	4	at Indiana	4/24/22
Strikeouts	10	vs. Northwestern State	3/4/22

**25 BRADY TYGART****SEASON HIGHS**

Category	High	Opponent (Last)	Date
Innings	2.0	Grambling	2/21/23
Longest Start	--	--	--
Shortest Start	--	--	--
Longest Relief	2.0	Grambling	2/21/23
Hits	2	3x (Illinois State)	3/1/23
Runs	4	Illinois State	3/1/23
Earned Runs	3	Illinois State	3/1/23
Walks	1	Illinois State	3/1/23
Strikeouts	4	Grambling	2/21/23

CAREER HIGHS


Category	High	Opponent (Last)	Date
Innings	3.2	Mississippi State	4/3/22
Longest Start	--	--	--
Shortest Start	--	--	--
Longest Relief	3.2	Mississippi State	4/3/22
Hits	4	2x (at #6 Oklahoma State)	6/5/22
Runs	4	2x (Illinois State)	3/1/23
Earned Runs	4	at #6 Oklahoma State	6/5/22
Walks	4	Ole Miss	5/1/22
Strikeouts	7	Mississippi State	4/3/22

**29 AUSTIN LEDBETTER****SEASON HIGHS**

Category	High	Opponent (Last)	Date
Innings	3.0	Wright State	3/4/23
Longest Start	--	--	--
Shortest Start	--	--	--
Longest Relief	3.0	Wright State	3/4/23
Hits	6	at #1 LSU	3/25/23
Runs	5	at #1 LSU	3/25/23
Earned Runs	5	at #1 LSU	3/25/23
Walks	2	at #1 LSU	3/25/23
Strikeouts	5	UNLV	3/14/23

CAREER HIGHS

Category	High	Opponent (Last)	Date
Innings	3.0	2x (Wright State)	3/4/23
Longest Start	3.0	UIC	3/10/22
Shortest Start	2.1	Grambling	3/16/22
Longest Relief	3.0	Wright State	3/4/23
Hits	6	at #1 LSU	3/25/23
Runs	5	at #1 LSU	3/25/23
Earned Runs	5	at #1 LSU	3/25/23
Walks	2	at #1 LSU	3/25/23
Strikeouts	5	2x (UNLV)	3/14/23




31 DYLAN CARTER

SEASON HIGHS

Category	High	Opponent (Last)	Date
Innings	3.0	3x (Auburn)	3/18/23
Longest Start	--	--	--
Shortest Start	--	--	--
Longest Relief	3.0	3x (Auburn)	3/18/23
Hits	4	2x (at #1 LSU)	3/25/23
Runs	6	at #1 LSU	3/25/23
Earned Runs	5	at #1 LSU	3/25/23
Walks	3	at #1 LSU	3/25/23
Strikeouts	3	4x (at #1 LSU)	3/25/23

CAREER HIGHS

Category	High	Opponent (Last)	Date
Innings	3.0	3x (Auburn)	3/18/23
Longest Start	--	--	--
Shortest Start	--	--	--
Longest Relief	3.0	3x (Auburn)	3/18/23
Hits	4	2x (at #1 LSU)	3/25/23
Runs	6	at #1 LSU	3/25/23
Earned Runs	5	at #1 LSU	3/25/23
Walks	3	at #1 LSU	3/25/23
Strikeouts	3	4x (at #1 LSU)	3/25/23



33 HAGEN SMITH

SEASON HIGHS

Category	High	Opponent (Last)	Date
Innings	5.0	2x (Louisiana Tech)	3/10/23
Longest Start	5.0	2x (Louisiana Tech)	3/10/23
Shortest Start	4.2	2x (Wright State)	3/3/23
Longest Relief	4.2	at #1 LSU	3/24/23
Hits	5	at #1 LSU	3/24/23
Runs	3	at #1 LSU	3/24/23
Earned Runs	3	at #1 LSU	3/24/23
Walks	5	Wright State	3/3/23
Strikeouts	8	2x (at #1 LSU)	3/24/23

CAREER HIGHS

Category	High	Opponent (Last)	Date
Innings	7.0	2x (LSU)	4/15/22
Longest Start	7.0	2x (LSU)	4/15/22
Shortest Start	1.1	at #6 Oklahoma State	6/4/22
Longest Relief	4.2	at #1 LSU	3/24/23
Hits	7	2x (Ole Miss)	4/30/22
Runs	7	at Florida	4/8/22
Earned Runs	6	at Florida	4/8/22
Walks	5	2x (Wright State)	3/3/23
Strikeouts	9	Southeastern Louisiana	3/5/22



32 ZACK MORRIS

SEASON HIGHS

Category	High	Opponent (Last)	Date
Innings	3.1	vs. #15 TCU	2/18/23
Longest Start	1.0	Illinois State	3/1/23
Shortest Start	--	--	--
Longest Relief	3.1	vs. #15 TCU	2/18/23
Hits	5	2x (Illinois State)	3/1/23
Runs	4	2x (at #1 LSU)	3/25/23
Earned Runs	4	Grambling	2/21/23
Walks	1	6x (at #1 LSU)	3/25/23
Strikeouts	5	SEMO	3/21/23

CAREER HIGHS

Category	High	Opponent (Last)	Date
Innings	3.1	2x (vs. #15 TCU)	2/18/23
Longest Start	3.1	at #6 Oklahoma State	6/6/22
Shortest Start	0.2	vs. Ole Miss	6/20/22
Longest Relief	3.1	vs. #15 TCU	2/18/23
Hits	5	2x (Illinois State)	3/1/23
Runs	4	2x (at #1 LSU)	3/25/23
Earned Runs	4	Grambling	2/21/23
Walks	3	2x (at #6 Oklahoma State)	6/6/22
Strikeouts	5	SEMO	3/21/23




34 NICK GRIFFIN

SEASON HIGHS

Category	High	Opponent (Last)	Date
Innings	--	--	--
Longest Start	--	--	--
Shortest Start	--	--	--
Longest Relief	--	--	--
Hits	--	--	--
Runs	--	--	--
Earned Runs	--	--	--
Walks	--	--	--
Strikeouts	--	--	--

CAREER HIGHS

Category	High	Opponent (Last)	Date
Innings	2.0	Arkansas State	4/19/22
Longest Start	--	--	--
Shortest Start	--	--	--
Longest Relief	2.0	Arkansas State	4/19/22
Hits	1	4x (Missouri State)	5/3/22
Runs	1	2x (Missouri State)	5/3/22
Earned Runs	1	2x (Missouri State)	5/3/22
Walks	3	2x (Arkansas State)	4/19/22
Strikeouts	4	Arkansas State	4/19/22




35 JORDAN HUSKEY

SEASON HIGHS

Category	High	Opponent (Last)	Date
Innings	--	--	--
Longest Start	--	--	--
Shortest Start	--	--	--
Longest Relief	--	--	--
Hits	--	--	--
Runs	--	--	--
Earned Runs	--	--	--
Walks	--	--	--
Strikeouts	--	--	--

CAREER HIGHS

Category	High	Opponent (Last)	Date
Innings	--	--	--
Longest Start	--	--	--
Shortest Start	--	--	--
Longest Relief	--	--	--
Hits	--	--	--
Runs	--	--	--
Earned Runs	--	--	--
Walks	--	--	--
Strikeouts	--	--	--



37 JAKE FAHERTY

SEASON HIGHS

Category	High	Opponent (Last)	Date
Innings	0.2	Wright State	3/4/23
Longest Start	--	--	--
Shortest Start	--	--	--
Longest Relief	0.2	Wright State	3/4/23
Hits	0	Wright State	3/4/23
Runs	3	Wright State	3/4/23
Earned Runs	3	Wright State	3/4/23
Walks	3	Wright State	3/4/23
Strikeouts	1	Wright State	3/4/23

CAREER HIGHS

Category	High	Opponent (Last)	Date
Innings	0.2	Wright State	3/4/23
Longest Start	--	--	--
Shortest Start	--	--	--
Longest Relief	0.2	Wright State	3/4/23
Hits	0	2x (Wright State)	3/4/23
Runs	3	Wright State	3/4/23
Earned Runs	3	Wright State	3/4/23
Walks	3	Wright State	3/4/23
Strikeouts	1	2x (Wright State)	3/4/23



36 PARKER COIL

SEASON HIGHS

Category	High	Opponent (Last)	Date
Innings	3.2	Army	3/7/23
Longest Start	3.2	Army	3/7/23
Shortest Start	--	--	--
Longest Relief	1.1	vs. #15 TCU	2/18/23
Hits	6	Army	3/7/23
Runs	4	UNLV	3/14/23
Earned Runs	4	UNLV	3/14/23
Walks	3	vs. #15 TCU	2/18/23
Strikeouts	4	UNLV	3/14/23

CAREER HIGHS

Category	High	Opponent (Last)	Date
Innings	3.2	Army	3/7/23
Longest Start	3.2	Army	3/7/23
Shortest Start	--	--	--
Longest Relief	1.1	vs. #15 TCU	2/18/23
Hits	6	Army	3/7/23
Runs	4	UNLV	3/14/23
Earned Runs	4	UNLV	3/14/23
Walks	3	vs. #15 TCU	2/18/23
Strikeouts	4	UNLV	3/14/23




38 SEAN FITZPATRICK

SEASON HIGHS

Category	High	Opponent (Last)	Date
Innings	0.1	vs. #15 TCU	2/18/23
Longest Start	--	--	--
Shortest Start	--	--	--
Longest Relief	0.1	vs. #15 TCU	2/18/23
Hits	2	vs. #15 TCU	2/18/23
Runs	0	vs. #15 TCU	2/18/23
Earned Runs	0	vs. #15 TCU	2/18/23
Walks	0	vs. #15 TCU	2/18/23
Strikeouts	1	vs. #15 TCU	2/18/23

CAREER HIGHS

Category	High	Opponent (Last)	Date
Innings	0.1	vs. #15 TCU	2/18/23
Longest Start	--	--	--
Shortest Start	--	--	--
Longest Relief	0.1	vs. #15 TCU	2/18/23
Hits	2	vs. #15 TCU	2/18/23
Runs	0	vs. #15 TCU	2/18/23
Earned Runs	0	vs. #15 TCU	2/18/23
Walks	0	vs. #15 TCU	2/18/23
Strikeouts	1	vs. #15 TCU	2/18/23




39 HUNTER HOLLAN

SEASON HIGHS

Category	High	Opponent (Last)	Date
Innings	6.0	2x (Auburn)	3/17/23
Longest Start	6.0	2x (Auburn)	3/17/23
Shortest Start	4.0	vs. #9 Oklahoma State	2/19/23
Longest Relief	--	--	--
Hits	6	2x (Auburn)	3/17/23
Runs	3	Louisiana Tech	3/12/23
Earned Runs	2	2x (Auburn)	3/17/23
Walks	3	Auburn	3/17/23
Strikeouts	7	2x (at #1 LSU)	3/24/23

CAREER HIGHS

Category	High	Opponent (Last)	Date
Innings	6.0	2x (Auburn)	3/17/23
Longest Start	6.0	2x (Auburn)	3/17/23
Shortest Start	4.0	vs. #9 Oklahoma State	2/19/23
Longest Relief	--	--	--
Hits	6	2x (Auburn)	3/17/23
Runs	3	Louisiana Tech	3/12/23
Earned Runs	2	2x (Auburn)	3/17/23
Walks	3	Auburn	3/17/23
Strikeouts	7	2x (at #1 LSU)	3/24/23




41 WILL McENTIRE

SEASON HIGHS

Category	High	Opponent (Last)	Date
Innings	9.0	Louisiana Tech	3/11/23
Longest Start	9.0	Louisiana Tech	3/11/23
Shortest Start	1.1	vs. #15 TCU	2/18/23
Longest Relief	0.2	Grambling	2/21/23
Hits	9	at #1 LSU	3/25/23
Runs	7	at #1 LSU	3/25/23
Earned Runs	7	at #1 LSU	3/25/23
Walks	3	Wright State	3/4/23
Strikeouts	6	3x (Auburn)	3/18/23

CAREER HIGHS

Category	High	Opponent (Last)	Date
Innings	9.0	Louisiana Tech	3/11/23
Longest Start	9.0	Louisiana Tech	3/11/23
Shortest Start	1.1	vs. #15 TCU	2/18/23
Longest Relief	5.1	at #6 Oklahoma State	6/5/22
Hits	9	at #1 LSU	3/25/23
Runs	7	at #1 LSU	3/25/23
Earned Runs	7	at #1 LSU	3/25/23
Walks	4	2x (at #6 Oklahoma State)	6/5/22
Strikeouts	9	vs. #25 Auburn	6/21/22




40 BEN BYBEE

SEASON HIGHS

Category	High	Opponent (Last)	Date
Innings	5.0	UNLV	3/15/23
Longest Start	5.0	UNLV	3/15/23
Shortest Start	2.0	2x (Omaha)	3/28/23
Longest Relief	2.0	at #1 LSU	3/25/23
Hits	6	UNLV	3/15/23
Runs	3	Omaha	3/28/23
Earned Runs	3	Omaha	3/28/23
Walks	3	2x (Omaha)	3/28/23
Strikeouts	5	SEMO	3/21/23

CAREER HIGHS

Category	High	Opponent (Last)	Date
Innings	5.0	UNLV	3/15/23
Longest Start	5.0	UNLV	3/15/23
Shortest Start	2.0	2x (Omaha)	3/28/23
Longest Relief	2.0	at #1 LSU	3/25/23
Hits	6	UNLV	3/15/23
Runs	3	Omaha	3/28/23
Earned Runs	3	Omaha	3/28/23
Walks	3	2x (Omaha)	3/28/23
Strikeouts	5	SEMO	3/21/23




45 GAGE WOOD

SEASON HIGHS

Category	High	Opponent (Last)	Date
Innings	2.0	Omaha	3/28/23
Longest Start	--	--	--
Shortest Start	--	--	--
Longest Relief	2.0	Omaha	3/28/23
Hits	1	2x (Louisiana Tech)	3/12/23
Runs	2	Eastern Illinois	2/26/23
Earned Runs	2	Eastern Illinois	2/26/23
Walks	2	2x (Eastern Illinois)	2/26/23
Strikeouts	3	3x (Omaha)	3/28/23

CAREER HIGHS

Category	High	Opponent (Last)	Date
Innings	2.0	Omaha	3/28/23
Longest Start	--	--	--
Shortest Start	--	--	--
Longest Relief	2.0	Omaha	3/28/23
Hits	1	2x (Louisiana Tech)	3/12/23
Runs	2	Eastern Illinois	2/26/23
Earned Runs	2	Eastern Illinois	2/26/23
Walks	2	2x (Eastern Illinois)	2/26/23
Strikeouts	3	3x (Omaha)	3/28/23




46 CHRISTIAN FOUTCH

SEASON HIGHS

Category	High	Opponent (Last)	Date
Innings	1.0	3x (Omaha)	3/28/23
Longest Start	--	--	--
Shortest Start	--	--	--
Longest Relief	1.0	3x (Omaha)	3/28/23
Hits	0	3x (Omaha)	3/28/23
Runs	0	3x (Omaha)	3/28/23
Earned Runs	0	3x (Omaha)	3/28/23
Walks	1	Louisiana Tech	3/12/23
Strikeouts	1	Louisiana Tech	3/12/23

CAREER HIGHS

Category	High	Opponent (Last)	Date
Innings	1.0	3x (Omaha)	3/28/23
Longest Start	--	--	--
Shortest Start	--	--	--
Longest Relief	1.0	3x (Omaha)	3/28/23
Hits	0	3x (Omaha)	3/28/23
Runs	0	3x (Omaha)	3/28/23
Earned Runs	0	3x (Omaha)	3/28/23
Walks	1	Louisiana Tech	3/12/23
Strikeouts	1	Louisiana Tech	3/12/23




49 CODY ADCOCK

SEASON HIGHS

Category	High	Opponent (Last)	Date
Innings	6.0	Auburn	3/19/23
Longest Start	6.0	Auburn	3/19/23
Shortest Start	2.1	at #1 LSU	3/25/23
Longest Relief	2.2	Wright State	3/5/23
Hits	4	Eastern Illinois	2/26/23
Runs	4	2x (at #1 LSU)	3/25/23
Earned Runs	4	2x (at #1 LSU)	3/25/23
Walks	1	6x (at #1 LSU)	3/25/23
Strikeouts	6	Auburn	3/19/23

CAREER HIGHS

Category	High	Opponent (Last)	Date
Innings	6.0	Auburn	3/19/23
Longest Start	6.0	Auburn	3/19/23
Shortest Start	2.0	Arkansas State	5/4/21
Longest Relief	2.0	4x (Illinois State)	3/1/23
Hits	5	vs. Arkansas	5/29/21
Runs	4	3x (at #1 LSU)	3/25/23
Earned Runs	4	2 (at #1 LSU)	3/25/23
Walks	2	3x (vs. Arkansas)	5/29/21
Strikeouts	6	Auburn	3/19/23




48 COOPER DOSSETT

SEASON HIGHS

Category	High	Opponent (Last)	Date
Innings	1.0	Eastern Illinois	2/26/23
Longest Start	--	--	--
Shortest Start	--	--	--
Longest Relief	1.0	Eastern Illinois	2/26/23
Hits	2	vs. #15 TCU	2/18/23
Runs	4	vs. #15 TCU	2/18/23
Earned Runs	4	vs. #15 TCU	2/18/23
Walks	3	vs. #15 TCU	2/18/23
Strikeouts	2	vs. #15 TCU	2/18/23

CAREER HIGHS

Category	High	Opponent (Last)	Date
Innings	1.0	Eastern Illinois	2/26/23
Longest Start	--	--	--
Shortest Start	--	--	--
Longest Relief	1.0	Eastern Illinois	2/26/23
Hits	2	vs. #15 TCU	2/18/23
Runs	4	vs. #15 TCU	2/18/23
Earned Runs	4	vs. #15 TCU	2/18/23
Walks	3	vs. #15 TCU	2/18/23
Strikeouts	2	vs. #15 TCU	2/18/23



55 JOSH HYNEMAN

SEASON HIGHS

Category	High	Opponent (Last)	Date
Innings	--	--	--
Longest Start	--	--	--
Shortest Start	--	--	--
Longest Relief	--	--	--
Hits	--	--	--
Runs	--	--	--
Earned Runs	--	--	--
Walks	--	--	--
Strikeouts	--	--	--

CAREER HIGHS

Category	High	Opponent (Last)	Date
Innings	--	--	--
Longest Start	--	--	--
Shortest Start	--	--	--
Longest Relief	--	--	--
Hits	--	--	--
Runs	--	--	--
Earned Runs	--	--	--
Walks	--	--	--
Strikeouts	--	--	--

A ||| OVERALL STATISTICS

Record: 21-4 Home: 18-1 Away: 1-2 Neutral: 2-1 SEC: 4-2

Player	avg	gp-gs	ab	r	h	2b	3b	hr	rbi	tb	slg%	bb	hp	so	gdp	ob%	sf	sh	sb-att	po	a	e	fld%
Jace Bohrofen	.413	24-24	75	26	31	7	0	5	20	53	.707	16	10	19	0	.553	2	0	2-4	45	1	0	1.000
Jared Wegner	.382	25-25	89	33	34	3	2	11	40	74	.831	23	2	20	0	.513	1	0	3-3	49	0	0	1.000
Kendall Diggs	.370	22-22	73	25	27	7	0	7	30	55	.753	18	3	14	2	.505	1	0	0-0	1	0	1	.500
Tavian Josenberger	.344	24-23	93	23	32	6	0	4	16	50	.538	16	1	18	0	.438	2	0	6-9	63	3	0	1.000
Peyton Stovall	.296	21-21	81	23	24	3	1	3	19	38	.469	9	4	14	1	.374	5	0	2-2	38	36	2	.974
Brady Slavens	.271	23-22	85	19	23	9	0	2	17	38	.447	8	3	14	3	.351	1	0	2-2	146	11	0	1.000
John Bolton	.211	23-23	71	18	15	3	0	0	9	18	.254	11	4	22	2	.341	2	0	1-1	27	60	5	.946

Hunter Grimes	.625	6-1	8	4	5	0	1	0	3	7	.875	2	0	2	0	.700	0	0	0-0	2	0	1	.667
Reese Robinett	.353	9-4	17	6	6	0	0	2	7	12	.706	1	0	4	0	.389	0	0	0-0	9	5	0	1.000
Jayson Jones	.320	10-7	25	7	8	2	0	2	6	16	.640	7	1	7	2	.485	0	0	1-1	8	5	1	.929
Peyton Holt	.278	10-4	18	4	5	0	1	1	5	10	.556	1	0	3	2	.316	0	0	0-0	5	7	2	.857
Harold Coll	.263	14-9	38	6	10	5	0	1	12	18	.474	3	0	7	1	.310	1	0	1-1	9	16	0	1.000
Parker Rowland	.220	16-14	50	10	11	2	0	2	12	19	.380	9	0	18	1	.333	1	1	0-0	127	10	1	.993
Caleb Cali	.220	16-11	41	7	9	2	0	2	9	17	.415	8	1	17	2	.360	0	0	0-2	5	24	3	.906
Ben McLaughlin	.167	4-1	6	0	1	0	0	0	2	1	.167	1	0	0	1	.286	0	0	0-0	7	0	0	1.000
Hudson Polk	.129	13-11	31	5	4	0	0	1	2	7	.226	5	3	7	2	.308	0	0	0-2	92	2	0	1.000
Mason Neville	.091	9-3	11	4	1	0	0	0	1	1	.091	2	0	7	0	.231	0	0	0-0	4	0	0	1.000
Totals	.303	25	812	220	246	49	5	43	210	434	.534	140	32	193	19	.418	16	1	18-27	647	194	21	.976
Opponents	.255	25	825	128	210	25	4	30	116	333	.404	96	23	223	13	.344	13	7	17-22	601	197	27	.967

LOB - Team (181), Opp (189). DPs turned - Team (18), Opp (23). CI - Team (0), Opp (1). IBB - Team (1), Slavens 1. Picked off - Stovall 1, Rowland 1, Coll 1.

(All games Sorted by Earned run avg)

Player	era	w-l	app	gs	cg	sho	sv	ip	h	r	er	bb	so	2b	3b	hr	b/avg	wp	hp	bks	sfa	sha	
Hagen Smith	1.95	4-0	7	4	0	0/1	1	27.2	16	6	6	19	42	2	0	3	.168	1	1	0	0	1	
Hunter Hollan	1.97	4-0	6	6	0	0/0	0	32.0	25	9	7	10	31	3	1	2	.221	1	5	0	3	0	
Dylan Carter	4.66	3-0	9	0	0	0/0	2	19.1	18	11	10	6	17	2	0	2	.247	1	2	0	2	0	
Will McEntire	5.23	4-1	7	6	1	0/0	0	31.0	36	20	18	11	24	6	1	8	.286	0	1	0	0	0	
Cody Adcock	6.43	2-1	11	2	0	0/1	1	21.0	21	16	15	6	22	2	0	6	.256	1	2	0	1	1	

Christian Foutch	0.00	0-0	3	0	0	0/0	0	3.0	0	0	0	1	1	0	0	0	.000	0	1	0	0	0	
Ben McLaughlin	0.00	0-0	1	0	0	0/0	0	1.0	0	0	0	0	2	0	0	0	.000	0	0	0	0	0	
Sean Fitzpatrick	0.00	0-0	1	0	0	0/0	0	0.1	2	0	0	0	1	1	0	0	.667	1	0	0	0	0	
Gage Wood	2.35	1-0	10	0	0	0/1	0	7.2	3	2	2	8	13	0	0	0	.125	2	3	0	1	0	
Koty Frank	3.09	0-0	6	0	0	0/0	0	11.2	9	4	4	1	9	0	0	2	.214	1	0	0	0	1	
Ben Bybee	3.45	2-0	7	4	0	0/0	0	15.2	14	6	6	10	14	3	1	2	.241	1	2	0	0	1	
Brady Tygart	5.68	1-0	4	0	0	0/0	1	6.1	6	5	4	1	10	0	0	2	.231	0	1	0	0	0	
Parker Coil	8.10	0-0	6	2	0	0/0	0	10.0	16	10	9	6	9	2	0	2	.372	3	1	0	2	0	
Zack Morris	8.78	0-2	7	1	0	0/0	2	13.1	22	18	13	6	12	2	1	1	.349	0	1	1	0	3	
Austin Ledbetter	9.45	0-0	7	0	0	0/1	0	13.1	20	14	14	4	12	2	0	0	.364	3	2	0	4	0	
Cooper Dossett	21.60	0-0	2	0	0	0/0	0	1.2	2	4	4	4	3	0	0	0	.286	0	1	0	0	0	
Jake Faherty	40.50	0-0	1	0	0	0/0	0	0.2	0	3	3	3	1	0	0	0	.000	0	0	2	0	0	
Totals	4.76	21-4	25	25	1	1/1	7	215.2	210	128	114	96	223	25	4	30	.255	15	23	3	13	7	
Opponents	8.76	4-21	25	25	0	0/0	0	200.1	246	220	195	140	193	49	5	43	.303	26	32	7	16	1	

PB - Team (3), Polk 3, Opp (6). Pickoffs - Team (2), Hollan 1, Rowland 1, Opp (3). SBA/ATT - Polk (10-11), Rowland (7-10), McEntire (2-3), Morris (3-3), Tygart (2-2), Coil (1-2), Wood (2-2), Bybee (1-2), Adcock (2-2), Hollan (1-2), Ledbetter (1-1), Carter (0-1), Frank (1-1), Smith (1-1).

Record: 4-2 Home: 3-0 Away: 1-2 SEC: 4-2

Player	avg	gp-gs	ab	r	h	2b	3b	hr	rbi	tb	slg%	bb	hp	so	gdp	ob%	sf	sh	sb-att	po	a	e	fld%
Kendall Diggs	.368	6-6	19	5	7	3	0	1	8	13	.684	5	1	7	0	.520	0	0	0-0	0	0	0	.000
Jared Wegner	.350	6-6	20	6	7	0	0	3	7	16	.800	5	1	6	0	.500	0	0	0-0	17	0	0	1.000
Tavian Josenberger	.320	6-6	25	6	8	2	0	1	3	13	.520	3	0	6	0	.393	0	0	1-1	13	0	0	1.000
Jace Bohrofen	.294	6-6	17	5	5	1	0	0	0	6	.353	4	4	6	0	.520	0	0	0-2	13	0	0	1.000
Parker Rowland	.200	5-4	15	2	3	0	0	0	1	3	.200	1	0	9	0	.250	0	0	0-0	38	5	0	1.000
Peyton Stovall	.182	6-6	22	5	4	0	0	0	2	4	.182	3	1	5	0	.286	2	0	0-0	11	12	1	.958
Brady Slavens	.143	6-6	21	4	3	2	0	1	4	8	.381	2	2	5	0	.269	1	0	0-0	35	3	0	1.000
John Bolton	.125	6-6	16	2	2	1	0	0	1	3	.188	1	1	9	1	.211	1	0	0-0	12	10	1	.957
Harold Coll	.111	6-5	18	1	2	0	0	0	3	2	.111	3	0	5	1	.238	0	0	0-0	4	6	0	1.000

Hunter Grimes	1.000	1-0	1	0	1	0	0	0	1	1	1.000	0	0	0	0	1.000	0	0	0-0	0	0	0	.000
Reese Robinett	.500	2-0	2	1	1	0	0	1	4	4	2.000	0	0	0	0	.500	0	0	0-0	0	0	0	.000
Caleb Cali	.250	2-1	4	0	1	1	0	0	3	2	.500	1	0	2	0	.400	0	0	0-0	1	1	1	.667
Hudson Polk	.200	2-2	5	0	1	0	0	0	0	1	.200	0	0	3	1	.200	0	0	0-0	10	0	0	1.000
Jayson Jones	.000	1-0	0	0	0	0	0	0	0	0	.000	0	0	0	0	.000	0	0	0-0	0	0	0	.000
Peyton Holt	.000	1-0	0	0	0	0	0	0	0	0	.000	0	0	0	0	.000	0	0	0-0	0	0	0	.000
Totals	.243	6	185	37	45	10	0	7	37	76	.411	28	10	63	3	.366	4	0	1-3	155	41	3	.985
Opponents	.254	6	197	34	50	4	3	12	32	96	.487	22	9	50	3	.349	4	0	2-3	150	34	3	.984

LOB - Team (40), Opp (43). DPs turned - Team (4), Opp (4). Picked off - Coll 1, Rowland 1.

(SEC games only Sorted by Earned run avg)

Player	era	w-l	app	gs	cg	sho	sv	ip	h	r	er	bb	so	2b	3b	hr	b/avg	wp	hp	bks	sfa	sha
Hunter Hollan	1.59	1-0	2	2	0	0/0	0	11.1	9	2	2	4	10	0	1	1	.231	0	1	0	1	0
Hagen Smith	3.24	1-0	3	0	0	0/1	1	8.1	5	3	3	5	14	0	0	2	.172	0	1	0	0	0
Cody Adcock	4.32	1-0	2	2	0	0/1	0	8.1	4	4	4	2	8	0	0	1	.143	1	1	0	0	0
Will McEntire	8.71	1-1	2	2	0	0/0	0	10.1	14	10	10	3	8	3	1	5	.318	0	1	0	0	0
Dylan Carter	9.64	0-0	2	0	0	0/0	1	4.2	5	6	5	3	6	1	0	2	.250	0	1	0	0	0

Ben Bybee	0.00	0-0	1	0	0	0/0	0	2.0	1	0	0	1	1	0	0	0	.143	0	0	0	0	0
Christian Foutch	0.00	0-0	1	0	0	0/0	0	1.0	0	0	0	0	0	0	0	0	.000	0	1	0	0	0
Gage Wood	0.00	0-0	2	0	0	0/1	0	0.2	1	0	0	1	0	0	0	0	.500	0	2	0	1	0
Austin Ledbetter	11.25	0-0	2	0	0	0/1	0	4.0	8	5	5	2	3	0	0	0	.444	3	1	0	2	0
Zack Morris	18.00	0-1	1	0	0	0/0	0	1.0	3	4	2	1	0	0	1	1	.429	0	0	0	0	0
Totals	5.23	4-2	6	6	0	1/1	2	51.2	50	34	30	22	50	4	3	12	.254	4	9	0	4	0
Opponents	5.76	2-4	6	6	0	0/0	0	50.0	45	37	32	28	63	10	0	7	.243	3	10	0	4	0

PB - Team (0), Opp (1). Pickoffs - Team (2), Hollan 1, Rowland 1, Opp (2). SBA/ATT - Rowland (2-3), Adcock (2-2), Carter (0-1).

Score by innings	1	2	3	4	5	6	7	8	9	EX	Total
Arkansas	20	30	42	20	22	27	30	19	1	9	220
Opponents	13	12	11	17	12	21	17	14	9	2	128

Record when ...

Overall	21-4	After 6 leading	17-1
Conference	4-2 trailing	1-3
Non-Conference	17-2 tied	3-0
Home games	18-1	After 7 leading	15-0
Away games	1-2 trailing	1-3
Neutral site	2-1 tied	1-0
Day games	18-2	After 8 leading	15-0
Night games	3-2 trailing	0-3
vs Left starter	7-0 tied	1-0
vs Right starter	14-4		
1-Run games	2-0	Hit 0 home runs	2-0
2-Run games	2-0	... 1 home run	9-3
5+Run games	14-4	... 2+ home runs	10-1
Extra innings	2-0		
Shutouts	1-0	Opponent 0 home runs	8-0
	 1 home run	8-1
Scoring 0-2 runs	0-1 2+ HRs	5-3
..... 3-5 runs	3-2		
..... 6-9 runs	8-1	Made 0 errors	9-2
..... 10+ runs	10-0 1 error	7-0
	 2+ errors	5-2
Opponent 0-2 runs	10-0		
..... 3-5 runs	6-0	Opp. made 0 errors	4-1
..... 6-9 runs	5-0 1 error	14-2
..... 10+ runs	0-4 2+ errors	3-1
Scored in 1st inning	8-3	Out-hit opponent	16-0
Opp. scored in 1st	5-3	Out-hit by opponent	3-4
Scores first	14-2	Hits are tied	2-0
Opp. scores first	7-2		

Record when team scores:

Runs	0	1	2	3	4	5	6	7	8	9	10+
W-L	0-0	0-0	0-1	1-1	0-0	2-1	2-1	3-0	0-0	3-0	10-0

Record when opponent scores:

Runs	0	1	2	3	4	5	6	7	8	9	10+
W-L	1-0	2-0	7-0	4-0	1-0	1-0	2-0	2-0	0-0	1-0	0-4

Record when leading after:

Inn.	1	2	3	4	5	6	7	8
W-L	8-1	11-0	14-0	16-0	16-1	17-1	15-0	15-0

Record when trailing after:

Inn.	1	2	3	4	5	6	7	8
W-L	4-1	4-1	5-1	4-2	3-3	1-3	1-3	0-3

Record when tied after:

Inn.	1	2	3	4	5	6	7	8
W-L	9-2	6-3	2-3	1-2	2-0	3-0	1-0	1-0

Current winning streak: 1
Longest winning streak: 15
Longest losing streak: 2

Home attendance : 175544 (19 dates avg = 9239)
Away attendance : 87262 (6 dates avg = 14543)
Total attendance: 262806 (25 dates avg = 10512)

**Starting Lineup By Position
(Team W-L record when starter)****PITCHER:**

Will McEntire	6	(4-2)
Hunter Hollan	6	(5-1)
Hagen Smith	4	(4-0)
Ben Bybee	4	(4-0)
Parker Coil	2	(2-0)
Cody Adcock	2	(1-1)
Zack Morris	1	(1-0)

CATCHER:

Parker Rowland	14	(13-1)
Hudson Polk	11	(8-3)

FIRST BASE:

Brady Slavens	21	(17-4)
Reese Robinett	2	(2-0)
Ben McLaughlin	1	(1-0)
Jayson Jones	1	(1-0)

SECOND BASE:

Peyton Stovall	21	(17-4)
Peyton Holt	2	(2-0)
Harold Coll	1	(1-0)
Jayson Jones	1	(1-0)

THIRD BASE:

Caleb Cali	11	(9-2)
Harold Coll	6	(5-1)
Jayson Jones	3	(3-0)
Reese Robinett	2	(1-1)
Peyton Holt	2	(2-0)
Brady Slavens	1	(1-0)

SHORTSTOP:

John Bolton	23	(19-4)
Harold Coll	2	(2-0)

LEFT FIELD:

Jared Wegner	24	(20-4)
Mason Neville	1	(1-0)

CENTER FIELD:

Tavian Josenberger	23	(19-4)
Mason Neville	1	(1-0)
Jared Wegner	1	(1-0)

RIGHT FIELD:

Jace Bohrofen	23	(19-4)
Kendall Diggs	1	(1-0)
Hunter Grimes	1	(1-0)

DESIGNATED HITTER:

Kendall Diggs	21	(18-3)
Jayson Jones	2	(2-0)
Mason Neville	1	(0-1)
Jace Bohrofen	1	(1-0)

**Starting Lineup By Lineup Spot
(Team W-L record when starter)****LEADOFF:**

Tavian Josenberger	23	(19-4)
Kendall Diggs	1	(1-0)
Hunter Grimes	1	(1-0)

2ND SPOT:

Peyton Stovall	18	(14-4)
Jared Wegner	3	(3-0)
Kendall Diggs	2	(2-0)
Jace Bohrofen	2	(2-0)

3RD SPOT:

Jared Wegner	20	(17-3)
Caleb Cali	3	(2-1)
Jace Bohrofen	1	(1-0)
Brady Slavens	1	(1-0)

CLEANUP:

Brady Slavens	21	(17-4)
Jace Bohrofen	2	(2-0)
Jayson Jones	1	(1-0)
Harold Coll	1	(1-0)

5TH SPOT:

Jace Bohrofen	14	(11-3)
Kendall Diggs	3	(3-0)
Peyton Stovall	3	(3-0)
Jared Wegner	2	(1-1)
Reese Robinett	1	(1-0)
Caleb Cali	1	(1-0)
Jayson Jones	1	(1-0)

6TH SPOT:

Kendall Diggs	13	(11-2)
Jace Bohrofen	5	(4-1)
Harold Coll	2	(2-0)
Reese Robinett	2	(1-1)
Jayson Jones	1	(1-0)
Caleb Cali	1	(1-0)
Ben McLaughlin	1	(1-0)

7TH SPOT:

Caleb Cali	6	(5-1)
Harold Coll	5	(4-1)
Peyton Holt	4	(4-0)
Kendall Diggs	3	(2-1)
Jayson Jones	3	(3-0)
Mason Neville	1	(1-0)
Reese Robinett	1	(1-0)
Hudson Polk	1	(0-1)
Parker Rowland	1	(1-0)

8TH SPOT:

Parker Rowland	13	(12-1)
Hudson Polk	10	(8-2)
Jayson Jones	1	(1-0)
Mason Neville	1	(0-1)

9TH SPOT:

John Bolton	23	(19-4)
Mason Neville	1	(1-0)
Harold Coll	1	(1-0)



STARTERS SUMMARY

Player	GS	Position											Batting Order								
		p	c	1b	2b	3b	ss	lf	cf	rf	of	dh	1st	2nd	3rd	4th	5th	6th	7th	8th	9th
Jared Wegner	25	24	1	3	20	.	2
Jace Bohrofen	24	23	.	1	.	2	1	2	14	5	.	.	.
John Bolton	23	23	23
Tavian Josenberge	23	23	.	.	.	23
Brady Slavens	22	.	.	21	.	1	1	21
Kendall Diggs	22	1	.	21	1	2	.	.	3	13	3	.	.
Peyton Stovall	21	.	.	.	21	18	.	.	3
Parker Rowland	14	.	14	1	13	.
Hudson Polk	11	.	11	1	10	.
Caleb Cali	11	11	3	.	1	1	6	.	.
Harold Coll	9	.	.	.	1	6	2	1	.	2	5	.	1
Jayson Jones	7	.	.	1	1	3	2	.	.	.	1	1	1	3	1	.
Will McEntire	6	6
Hunter Hollan	6	6
Hagen Smith	4	4
Ben Bybee	4	4
Reese Robinett	4	.	.	2	.	2	1	2	1	.	.
Peyton Holt	4	.	.	.	2	2	4	.	.
Mason Neville	3	1	1	.	.	1	1	1	1
Cody Adcock	2	2
Parker Coil	2	2
Zack Morris	1	1
Hunter Grimes	1	1	.	.	1
Ben McLaughlin	1	.	.	1	1	.	.	.

Multiple Hit Games	2	3	4	5+	Total
Tavian Josenberger	12	-	-	-	12
Jace Bohrofen	9	2	-	-	11
Jared Wegner	7	2	-	-	9
Brady Slavens	7	-	-	-	7
Peyton Stovall	4	3	-	-	7
Kendall Diggs	2	3	-	-	5
John Bolton	3	-	-	-	3
Caleb Cali	2	-	-	-	2
Jayson Jones	2	-	-	-	2
Harold Coll	1	1	-	-	2
Parker Rowland	2	-	-	-	2
Hunter Grimes	1	-	-	-	1
Peyton Holt	1	-	-	-	1
Reese Robinett	1	-	-	-	1
TEAM	54	11	0	0	65

Multiple RBI Games	2	3	4	5+	Total
Jared Wegner	7	5	-	1	13
Kendall Diggs	6	1	3	-	10
Jace Bohrofen	5	2	-	-	7
Brady Slavens	3	1	1	-	5
Tavian Josenberger	4	1	-	-	5
Peyton Stovall	3	1	1	-	5
Caleb Cali	3	1	-	-	4
Harold Coll	1	1	1	-	3
Parker Rowland	3	-	-	-	3
Jayson Jones	2	-	-	-	2
John Bolton	2	-	-	-	2
Reese Robinett	1	1	-	-	2
Peyton Holt	1	-	-	-	1
Ben McLaughlin	1	-	-	-	1
TEAM	42	14	6	1	63

Hitting Streaks	Longest	Current
Jared Wegner	14	3
Kendall Diggs	13	13
Jace Bohrofen	8	2
Peyton Stovall	7	1
Brady Slavens	6	1
Tavian Josenberger	6	2
Hunter Grimes	4	4
Jayson Jones	4	4
John Bolton	4	1
Reese Robinett	3	1
Caleb Cali	3	-
Harold Coll	3	1
Parker Rowland	3	2
Peyton Holt	2	-
Hudson Polk	2	-
Mason Neville	1	-
Ben McLaughlin	1	1

Reached Base Streaks	Longest	Current
Jared Wegner	18	18
John Bolton	18	1
Kendall Diggs	16	16
Jace Bohrofen	16	5
Brady Slavens	12	2
Peyton Stovall	12	2
Caleb Cali	8	-
Tavian Josenberger	6	2
Hunter Grimes	6	6
Harold Coll	6	1
Parker Rowland	4	4
Hudson Polk	4	-
Jayson Jones	4	4
Peyton Holt	3	-
Reese Robinett	3	1
Ben McLaughlin	1	1
Mason Neville	1	-



III INDIVIDUAL GAME-BY-GAME

#49 Cody Adcock - 2 games (All games)

Date	Opponent	Pos	AB	R	H	RBI	2B	3B	HR	BB	SB	CS	HBP	SAC	SF	GDP	K	PO	A
Mar 01	ILLINOIS STATE	p	0	0	0	0	0	0	0	0	0	0	0	0	0	0	0	0	1
Mar 05	WRIGHT STATE	p	0	0	0	0	0	0	0	0	0	0	0	0	0	0	0	1	0
Totals		0gs	0	0	0	0	0	0	0	0	0	0	0	0	0	0	0	1	1

On base pct. .000 • Slugging pct. .000

#49 Cody Adcock - 11 appearances (All games)

Date	Opponent	GS	IP	H	R	ER	BB	SO	2B	3B	HR	WP	BK	HBP	IBB	Score	W-L	Sv
Feb 17	vs Texas		1.0	2	2	2	0	2	1	0	1	0	0	0	0	3-2	1-0	0 18
Feb 19	vs Oklahoma State		1.0	0	0	0	0	1	0	0	0	0	0	0	0	18-1	1-0	0 9
Feb 24	EASTERN ILLINOI		0.1	1	0	0	0	1	0	0	0	0	0	0	0	13-2	1-0	0 7
Feb 26	EASTERN ILLINOI		1.1	4	4	4	0	2	1	0	2	0	0	0	0	3-12	1-1	0 14
Mar 01	ILLINOIS STATE		2.0	1	0	0	1	2	0	0	0	0	0	0	0	10-9	1-1	0 9
Mar 05	WRIGHT STATE		2.2	3	1	1	0	1	0	0	0	0	0	1	0	6-2	1-1	1 7
Mar 10	LOUISIANA TECH		1.0	3	2	2	1	2	0	0	1	0	0	0	0	7-4	1-1	1 8
Mar 12	LOUISIANA TECH		2.0	2	3	2	1	2	0	0	1	0	0	0	0	15-6	1-1	1 8
Mar 14	UNLV		1.1	1	0	0	1	1	0	0	0	0	0	0	0	13-7	1-1	1 7
Mar 19	AUBURN	*	6.0	1	0	0	1	6	0	0	0	0	0	0	0	5-0	2-1	1 5
Mar 25	at LSU-2	*	2.1	3	4	4	1	2	0	0	1	1	0	1	0	5-14	2-1	1 6
Totals		2	21.0	21	16	15	6	22	2	0	6	1	0	2	0	98-59	2-1	1 6

#8 Jace Bohrofen - 24 games (All games)

Date	Opponent	Pos	AB	R	H	RBI	2B	3B	HR	BB	SB	CS	HBP	SAC	SF	GDP	K	PO	A
Feb 17	vs Texas	*of	3	1	1	0	0	0	0	1	0	0	0	0	0	0	1	0	0
Feb 18	vs TCU	*of	3	0	0	0	0	0	0	0	0	0	0	0	0	0	2	4	0
Feb 19	vs Oklahoma State	*of	3	2	2	0	0	0	0	1	0	0	0	0	0	0	1	0	0
Feb 21	GRAMBLING	*of	2	1	1	2	1	0	0	1	0	0	0	0	1	0	1	3	0
Feb 24	EASTERN ILLINOI	*of	1	1	1	0	0	0	0	2	2	0	1	0	0	0	0	1	0
Feb 25	EASTERN ILLINOI	*of	4	2	3	2	2	0	0	1	0	0	0	0	0	0	0	1	0
Feb 26	EASTERN ILLINOI	*of	4	1	1	1	0	0	1	0	0	0	0	0	0	0	1	4	1
Mar 01	ILLINOIS STATE	*of	4	1	0	0	0	0	0	1	0	0	1	0	0	0	0	1	0
Mar 03	WRIGHT STATE	*of	2	0	0	0	0	0	0	1	0	0	1	0	0	0	2	1	0
Mar 04	WRIGHT STATE	*of	3	1	2	1	1	0	0	1	0	0	0	0	0	0	0	1	0
Mar 05	WRIGHT STATE	*of	4	1	3	3	0	0	1	0	0	0	0	0	0	0	0	1	0
Mar 07	ARMY	*of	3	2	2	1	0	0	1	0	0	0	1	0	0	0	1	3	0
Mar 10	LOUISIANA TECH	*of	3	1	2	2	0	0	1	1	0	0	1	0	0	0	0	2	0
Mar 11	LOUISIANA TECH	*of	4	1	1	1	0	0	1	0	0	0	0	0	0	0	1	3	0
Mar 12	LOUISIANA TECH	*of	4	2	2	2	1	0	0	1	0	0	0	0	0	0	0	3	0
Mar 14	UNLV	*of	5	2	2	2	1	0	0	0	0	0	0	0	0	0	2	2	0
Mar 15	UNLV	*dh	3	1	1	0	0	0	0	1	0	0	0	0	0	0	0	0	0
Mar 17	AUBURN	*of	3	1	0	0	0	0	0	1	0	0	0	0	0	0	1	3	0
Mar 18	AUBURN	*of	4	0	0	0	0	0	0	0	0	0	0	0	0	0	2	3	0
Mar 19	AUBURN	*of	2	1	2	0	0	0	0	0	0	1	2	0	0	0	0	1	0
Mar 24	at LSU	*of	4	1	1	0	0	0	0	0	0	1	1	0	0	0	3	2	0
Mar 25	at LSU-1	*of	1	0	0	0	0	0	0	1	0	0	1	0	0	0	0	2	0
Mar 25	at LSU-2	*of	3	2	2	0	1	0	0	2	0	0	0	0	0	0	0	2	0
Mar 28	OMAHA	*of	3	1	2	3	0	0	0	0	0	0	1	0	1	0	0	2	0
Totals		24gs	75	26	31	20	7	0	5	16	2	2	10	0	2	0	19	45	1

On base pct. .553 • Slugging pct. .707

#9 John Bolton - 23 games (All games)

Date	Opponent	Pos	AB	R	H	RBI	2B	3B	HR	BB	SB	CS	HBP	SAC	SF	GDP	K	PO	A	E
Feb 17	vs Texas	*ss	4	0	2	1	1	0	0	0	0	0	0	0	0	0	1	2	4	0
Feb 18	vs TCU	*ss	4	0	1	0	0	0	0	0	0	0	0	0	0	0	1	1	6	0
Feb 19	vs Oklahoma State	*ss	3	1	1	2	0	0	0	0	0	0	0	0	1	0	2	0	2	0
Feb 21	GRAMBLING	*ss	3	1	0	0	0	0	0	0	0	0	1	0	0	0	0	1	3	0
Feb 24	EASTERN ILLINOI	*ss	4	2	2	0	0	0	0	0	0	0	0	0	0	0	0	0	2	0
Feb 25	EASTERN ILLINOI	*ss	5	1	1	0	0	0	0	0	0	0	0	0	0	0	0	1	3	0
Feb 26	EASTERN ILLINOI	*ss	3	1	1	1	1	0	0	0	0	0	0	0	0	0	1	0	1	0
Mar 01	ILLINOIS STATE	*ss	5	0	1	0	0	0	0	0	0	0	0	0	0	0	2	1	7	2
Mar 04	WRIGHT STATE	*ss	3	1	0	1	0	0	0	1	0	0	1	0	0	0	1	2	3	0
Mar 05	WRIGHT STATE	*ss	3	1	1	1	0	0	0	1	1	0	0	0	0	0	0	0	2	0
Mar 07	ARMY	*ss	2	0	0	0	0	0	0	1	0	0	0	0	0	0	0	0	4	0
Mar 10	LOUISIANA TECH	*ss	2	0	0	0	0	0	0	2	0	0	0	0	0	0	1	0	5	0
Mar 11	LOUISIANA TECH	*ss	2	1	0	0	0	0	0	1	0	0	0	0	0	0	0	1	0	0
Mar 12	LOUISIANA TECH	*ss	3	3	2	0	0	0	0	1	0	0	1	0	0	0	1	1	3	0
Mar 14	UNLV	*ss	4	1	0	0	0	0	0	1	0	0	0	0	0	0	2	1	2	0
Mar 15	UNLV	*ss	3	1	0	0	0	0	0	1	0	0	0	0	0	0	1	4	2	0
Mar 17	AUBURN	*ss	3	1	1	0	1	0	0	0	0	0	1	0	0	0	2	1	2	0
Mar 18	AUBURN	*ss	3	1	1	1	0	0	0	0	0	0	0	0	1	0	1	2	5	0
Mar 19	AUBURN	*ss	3	0	0	0	0	0	0	0	0	0	0	0	0	1	1	3	1	0
Mar 24	at LSU	*ss	2	0	0	0	0	0	0	1	0	0	0	0	0	0	2	0	0	0
Mar 25	at LSU-1	*ss	3	0	0	0	0	0	0	0	0	0	0	0	0	0	1	3	2	0
Mar 25	at LSU-2	*ss	2	0	0	0	0	0	0	0	0	0	0	0	0	0	2	3	0	0
Mar 28	OMAHA	*ss	2	2	1	2	0	0	0	1	0	0	0	0	0	1	0	0	1	0
Totals		23gs	71	18	15	9	3	0	0	11	1	0	4	0	2	2	22	27	60	0

On base pct. .341 • Slugging pct. .254

#40 Ben Bybee - 1 game (All games)

Date	Opponent	Pos	AB	R	H	RBI	2B	3B	HR	BB	SB	CS	HBP	SAC	SF	GDP	K	PO	A	E
Mar 15	UNLV	*p	0	0	0	0	0	0	0	0	0	0	0	0	0	0	0	1	0	0
Totals		1gs	0	0	0	0	0	0	0	0	0	0	0	0	0	0	0	1	0	0

On base pct. .000 • Slugging pct. .000

#40 Ben Bybee - 7 appearances (All games)

Date	Opponent	GS	IP	H	R	ER	BB	SO	2B	3B	HR	WP	BK	HBP	IBB	Score	W-L	Sv	E
Feb 18	vs TCU		0.1	0	0	0	0	1	0	0	0	0	0	1	0	6-18	0-0	0	0
Feb 21	GRAMBLING	*	2.0	2	2	2	2	3	0	0	1	0	0	0	0	9-7	0-0	0	7
Mar 04	WRIGHT STATE		0.1	1	0	0	0	0	0	1	0	0	0	0	0	12-6	0-0	0	6
Mar 15	UNLV	*	5.0	6	0	0	1	3	2	0	0	0	0	1	0	5-2	1-0	0	2
Mar 21	SEMO	*	4.0	1	1	1	3	5	0	0	1	0	0	0	0	12-2	2-0	0	2
Mar 25	at LSU-2		2.0	1	0	0	1	1	0	0	0	0	0	0	0	5-14	2-0	0	1
Mar 28	OMAHA	*	2.0	3	3	3	3	1	1	0	0	1	0	0	0	16-3	2-0	0	3
Totals		4	15.2	14	6	6	10	14	3	1	2	1	0	2	0	65-52	2-0	0	3



III INDIVIDUAL GAME-BY-GAME

#6 Caleb Cali - 16 games (All games)

Date	Opponent	Pos	AB	R	H	RBI	2B	3B	HR	BB	SB	CS	HBP	SAC	SF	GDP	K	PO	A	E	Avg
Feb 17	vs Texas	*3b	5	0	0	0	0	0	0	0	0	0	0	0	0	1	4	1	0	1	.000
Feb 18	vs TCU	*3b	3	0	0	0	0	0	0	0	0	0	0	0	0	0	3	0	2	0	.000
Feb 21	GRAMBLING	3b	0	0	0	0	0	0	0	0	0	0	0	0	0	0	0	0	0	0	.000
Feb 24	EASTERN ILLINOI	ph	0	1	0	0	0	0	0	1	0	0	0	0	0	0	0	0	0	0	.000
Feb 25	EASTERN ILLINOI	*3b	2	1	0	0	0	0	0	1	0	0	0	0	0	0	0	0	1	0	.000
Mar 01	ILLINOIS STATE	*3b	4	1	1	2	0	0	1	1	0	0	0	0	0	0	1	0	3	0	.071
Mar 03	WRIGHT STATE	*3b	4	1	2	2	1	0	1	0	0	0	0	0	0	0	1	0	2	0	.167
Mar 04	WRIGHT STATE	*3b/1	4	1	2	2	0	0	0	1	0	1	0	0	0	1	1	0	1	0	.227
Mar 05	WRIGHT STATE	*3b	3	1	0	0	0	0	0	1	0	0	0	0	0	0	2	3	4	1	.200
Mar 07	ARMY	*3b	3	0	1	0	0	0	0	1	0	0	0	0	0	0	2	0	5	0	.214
Mar 10	LOUISIANA TECH	*3b	3	0	1	0	0	0	0	1	0	1	1	0	0	0	0	0	1	0	.226
Mar 12	LOUISIANA TECH	3b	1	0	0	0	0	0	0	0	0	0	0	0	0	0	0	0	0	0	.219
Mar 21	SEMO	*3b	4	1	1	0	0	0	0	0	0	0	0	0	0	0	1	0	4	0	.222
Mar 24	at LSU	3b	0	0	0	0	0	0	0	0	0	0	0	0	0	0	0	0	0	0	.222
Mar 25	at LSU-2	*3b	4	0	1	3	1	0	0	1	0	0	0	0	0	0	2	1	1	1	.225
Mar 28	OMAHA	ph	1	0	0	0	0	0	0	0	0	0	0	0	0	0	0	0	0	0	.220
Totals		11gs	41	7	9	9	2	0	2	8	0	2	1	0	0	2	17	5	24	3	.220

On base pct. .360 • Slugging pct. .415

#31 Dylan Carter - 3 games (All games)

Date	Opponent	Pos	AB	R	H	RBI	2B	3B	HR	BB	SB	CS	HBP	SAC	SF	GDP	K	PO	A	E	Avg
Mar 03	WRIGHT STATE	p	0	0	0	0	0	0	0	0	0	0	0	0	0	0	0	1	0	0	.000
Mar 10	LOUISIANA TECH	p	0	0	0	0	0	0	0	0	0	0	0	0	0	0	0	1	0	0	.000
Mar 18	AUBURN	p	0	0	0	0	0	0	0	0	0	0	0	0	0	0	0	0	2	0	.000
Totals		0gs	0	0	0	0	0	0	0	0	0	0	0	0	0	0	0	2	2	0	.000

On base pct. .000 • Slugging pct. .000

#31 Dylan Carter - 9 appearances (All games)

Date	Opponent	GS	IP	H	R	ER	BB	SO	2B	3B	HR	WP	BK	HBP	IBB	Score	W-L	Sv	ERA	NP
Feb 18	vs TCU		1.1	2	3	3	0	1	1	0	0	0	0	0	1	6-18	0-0	0	20.25	26
Feb 25	EASTERN ILLINOI		1.0	1	0	0	1	1	0	0	0	0	0	0	0	10-3	0-0	0	11.57	18
Mar 01	ILLINOIS STATE		2.1	1	0	0	0	1	0	0	0	0	0	0	0	10-9	1-0	0	5.79	30
Mar 03	WRIGHT STATE		2.1	4	1	1	1	3	0	0	0	0	0	0	0	12-2	1-0	0	5.14	43
Mar 07	ARMY		3.0	3	1	1	1	2	0	0	0	0	0	0	0	7-5	2-0	0	4.50	44
Mar 10	LOUISIANA TECH		3.0	1	0	0	0	2	0	0	0	0	0	0	0	7-4	2-0	1	3.46	35
Mar 14	UNLV		1.2	1	0	0	0	1	0	0	0	1	0	0	0	13-7	3-0	1	3.07	21
Mar 18	AUBURN		3.0	1	0	0	0	3	1	0	0	0	0	1	0	9-3	3-0	2	2.55	54
Mar 25	at LSU-2		1.2	4	6	5	3	3	0	0	2	0	0	0	0	5-14	3-0	2	4.66	52
Totals		0	19.1	18	11	10	6	17	2	0	2	1	0	2	0	79-65	3-0	2	4.66	-

#36 Parker Coil - 4 games (All games)

Date	Opponent	Pos	AB	R	H	RBI	2B	3B	HR	BB	SB	CS	HBP	SAC	SF	GDP	K	PO	A	E	Avg
Feb 18	vs TCU	p	0	0	0	0	0	0	0	0	0	0	0	0	0	0	0	0	1	0	.000
Feb 26	EASTERN ILLINOI	p	0	0	0	0	0	0	0	0	0	0	0	0	0	0	0	1	1	0	.000
Mar 03	WRIGHT STATE	p	0	0	0	0	0	0	0	0	0	0	0	0	0	0	0	1	0	0	.000
Mar 07	ARMY	*p	0	0	0	0	0	0	0	0	0	0	0	0	0	0	0	0	1	1	.000
Totals		1gs	0	0	0	0	0	0	0	0	0	0	0	0	0	0	0	2	3	1	.000

On base pct. .000 • Slugging pct. .000

#36 Parker Coil - 6 appearances (All games)

Date	Opponent	GS	IP	H	R	ER	BB	SO	2B	3B	HR	WP	BK	HBP	IBB	Score	W-L	Sv	ERA	NP
Feb 18	vs TCU		1.1	2	2	2	3	0	0	0	1	0	0	0	0	6-18	0-0	0	13.50	35
Feb 26	EASTERN ILLINOI		0.2	2	1	0	1	0	0	0	0	0	0	0	0	3-12	0-0	0	9.00	21
Mar 03	WRIGHT STATE		1.0	2	0	0	0	1	0	0	0	0	0	0	0	12-2	0-0	0	6.00	24
Mar 07	ARMY	*	3.2	6	3	3	1	3	1	0	1	2	0	0	0	7-5	0-0	0	6.75	60
Mar 14	UNLV	*	2.1	4	4	4	1	4	1	0	0	1	0	0	0	13-7	0-0	0	9.00	50
Mar 28	OMAHA		1.0	0	0	0	0	1	0	0	0	0	0	1	0	16-3	0-0	0	8.10	15
Totals		2	10.0	16	10	9	6	9	2	0	2	3	0	1	0	57-47	0-0	0	8.10	-

#1 Harold Coll - 14 games (All games)

Date	Opponent	Pos	AB	R	H	RBI	2B	3B	HR	BB	SB	CS	HBP	SAC	SF	GDP	K	PO	A	E	Avg
Feb 18	vs TCU	ph	1	0	0	0	0	0	0	0	0	0	0	0	0	0	1	0	0	0	.000
Feb 19	vs Oklahoma State	ss	0	0	0	1	0	0	0	0	0	0	0	0	1	0	0	0	0	0	.000
Mar 03	WRIGHT STATE	*ss	4	1	1	0	0	0	0	0	0	0	0	0	0	0	0	0	2	0	.200
Mar 04	WRIGHT STATE	ph/2	1	0	0	0	0	0	0	0	0	0	0	0	0	0	0	0	0	0	.167
Mar 14	UNLV	*2b/3	5	2	3	4	2	0	1	0	1	0	0	0	0	0	1	2	2	0	.364
Mar 15	UNLV	*3b	4	0	1	1	0	0	0	0	0	0	0	0	0	0	0	0	4	0	.333
Mar 17	AUBURN	*3b	2	1	0	0	0	0	0	2	0	0	0	0	0	0	1	0	2	0	.294
Mar 18	AUBURN	*3b	4	0	1	1	0	0	0	0	0	0	0	0	0	0	0	0	2	0	.286
Mar 19	AUBURN	*3b	4	0	1	2	0	0	0	0	0	0	0	0	0	1	1	2	2	0	.280
Mar 21	SEMO	*ss	4	2	2	3	2	0	0	0	0	0	0	0	0	0	0	1	1	0	.310
Mar 24	at LSU	*3b/ss	5	0	0	0	0	0	0	0	0	0	0	0	0	0	2	2	0	0	.265
Mar 25	at LSU-1	*3b/ss	2	0	0	0	0	0	0	1	0	0	0	0	0	0	1	0	0	0	.250
Mar 25	at LSU-2	ss	1	0	0	0	0	0	0	0	0	0	0	0	0	0	0	0	0	0	.243
Mar 28	OMAHA	ss	1	0	1	0	1	0	0	0	0	0	0	0	0	0	0	2	1	0	.263
Totals		9gs	38	6	10	12	5	0	1	3	1	0	0	0	1	1	7	9	16	0	.263

On base pct. .310 • Slugging pct. .474

#5 Kendall Diggs - 22 games (All games)

Date	Opponent	Pos	AB	R	H	RBI	2B	3B	HR	BB	SB	CS	HBP	SAC	SF	GDP	K	PO	A	E	Avg
Feb 17	vs Texas	*dh	3	0	1	2	0	0	0	0	0	0	1	0	0	0	1	0	0	0	.333
Feb 18	vs TCU	*dh	2	1	1	1	0	0	1	1	0	0	0	0	0	0	0	0	0	0	.400
Feb 19	vs Oklahoma State	*dh	3	2	1	0	0	0	0	0	0	0	1	0	0	0	0	0	0	0	.375
Feb 21	GRAMBLING	*dh	3	1	1	0	0	0	0	1	0	0	0	0	0	0	1	0	0	0	.364
Feb 24	EASTERN ILLINOI	*dh	4	2	1	4	0	0	1	1	0	0	0	0	0	0	1	0	0	0	.333
Feb 25	EASTERN ILLINOI	*dh	5	0	0	0	0	0	0	0	0	0	0	0	0	0	1	0	0	0	.250
Mar 01	ILLINOIS STATE	*dh	5	2	3	2	2	0	1	1	0	0	0	0	0	0	0	0	0	0	.320
Mar 03	WRIGHT STATE	*dh	2	1	0	0	0	0	0	2	0	0	0	0	0	0	1	0	0	0	.296
Mar 05	WRIGHT STATE	*dh	2	0	0	0	0	0	0	2	0	0	0	0	0	1	0	0	0	0	.276
Mar 07	ARMY	*dh	4	1	1	3	0	0	1	0	0	0	0	0	0	1	1	0	0	0	.273
Mar 10	LOUISIANA TECH	*dh	3	2	2	2	0	0	0	1	0	0	0	0	1	0	0	0	0	0	.306
Mar 11	LOUISIANA TECH	*dh	3	1	1	1	0	0	1	1	0	0	0	0	0	0	1	0	0	0	.308
Mar 12	LOUISIANA TECH	*dh	5	1	1	2	0	0	1	0	0	0	0	0	0	0	0	0	0	0	.295
Mar 14	UNLV	*dh	3	3	3	1	1	0	0	2	0	0	0	0	0	0	0	0	0	0	.340
Mar 15	UNLV	*of	4	0	1	2	1	0	0	0	0	0	0	0	0	0	0	1	0	1	.333
Mar 17	AUBURN	*dh	4	0	1	0	0	0	0	0	0	0	0	0	0	0	2	0	0	0	.327
Mar 18	AUBURN	*dh	3	1	2	4	2	0	0	1	0	0	0	0	0	0	0	0	0	0	.345
Mar 19	AUBURN	*dh	3	1	1	0	1	0	0	1	0	0	0	0	0	0	1	0	0	0	.344
Mar 24	at LSU	*dh	4	2	1	4	0	0	1	1	0	0	0	0	0	0	1	0	0	0	.338
Mar 25	at LSU-1	*dh	3	0	1	0	0	0	0	0	0	0	0	0	0	0	2	0	0	0	.338
Mar 25	at LSU-2	*dh	2	1	1	0	0	0	0	2	0	0	1	0	0	0	1	0	0	0	.343
Mar 28	OMAHA	*dh	3	3	3	2	0	0	0	1	0	0	0	0	0	0	0	0	0	0	.370
Totals		22gs	73	25	27	30	7	0	7	18	0	0	3	0	1	2	14	1	0	1	.370

On base pct. .505 • Slugging pct. .753

#48 Cooper Dossett - 2 appearances (All games)

Date	Opponent	GS	IP	H	R	ER	BB	SO	2B	3B	HR	WP	BK	HBP	IBB	Score	W-L	Sv	ERA	NP
Feb 18	vs TCU		0.2	2	4	4	3	2	0	0	0	0	0	1	0	6-18	0-0	0	54.00	37
Feb 26	EASTERN ILLINOI		1.0	0	0	0	1	1	0	0	0	0	0	0	0	3-12	0-0	0	21.60	21
Totals		0	1.2	2	4	4	4	3	0	0	0	0	0	1	0	9-30	0-0	0	21.60	-



||| INDIVIDUAL GAME-BY-GAME

#37 Jake Faherty - 1 appearance (All games)

Date	Opponent	GS	IP	H	R	ER	BB	SO	2B	3B	HR	WP	BK	HBP	IBB	Score	W-L	Sv	ERA	NP
Mar 04	WRIGHT STATE		0.2	0	3	3	3	1	0	0	0	0	2	0	0	12-6	0-0	0	40.50	22
Totals		0	0.2	0	3	3	3	1	0	0	0	0	2	0	0	12-6	0-0	0	40.50	-

#38 Sean Fitzpatrick - 1 appearance (All games)

Date	Opponent	GS	IP	H	R	ER	BB	SO	2B	3B	HR	WP	BK	HBP	IBB	Score	W-L	Sv	ERA	NP
Feb 18	vs TCU		0.1	2	0	0	0	1	1	0	0	1	0	0	0	6-18	0-0	0	0.00	15
Totals		0	0.1	2	0	0	0	1	1	0	0	1	0	0	0	6-18	0-0	0	0.00	-

#46 Christian Foutch - 3 appearances (All games)

Date	Opponent	GS	IP	H	R	ER	BB	SO	2B	3B	HR	WP	BK	HBP	IBB	Score	W-L	Sv	ERA	NP
Mar 12	LOUISIANA TECH		1.0	0	0	0	0	1	0	0	0	0	0	0	0	15-6	0-0	0	0.00	16
Mar 25	at LSU-2		1.0	0	0	0	0	0	0	0	0	0	0	1	0	5-14	0-0	0	0.00	14
Mar 28	OMAHA		1.0	0	0	0	0	0	0	0	0	0	0	0	0	16-3	0-0	0	0.00	19
Totals		0	3.0	0	0	0	0	1	0	0	0	0	0	1	0	36-23	0-0	0	0.00	-

#28 Koty Frank - 3 games (All games)

Date	Opponent	Pos	AB	R	H	RBI	2B	3B	HR	BB	SB	CS	HBP	SAC	SF	GDP	K	PO	A	E	Avg
Feb 17	vs Texas	p	0	0	0	0	0	0	0	0	0	0	0	0	0	0	0	0	1	0	.000
Feb 21	GRAMBLING	p	0	0	0	0	0	0	0	0	0	0	0	0	0	0	0	1	0	0	.000
Mar 01	ILLINOIS STATE	p	0	0	0	0	0	0	0	0	0	0	0	0	0	0	0	0	1	0	.000
Totals		ogs	0	0	0	0	0	0	0	0	0	0	0	0	0	0	0	1	2	0	.000

On base pct. .000 • Slugging pct. .000

#28 Koty Frank - 6 appearances (All games)

Date	Opponent	GS	IP	H	R	ER	BB	SO	2B	3B	HR	WP	BK	HBP	IBB	Score	W-L	Sv	ERA	NP
Feb 17	vs Texas		1.1	2	0	0	0	0	0	0	0	1	0	0	0	3-2	0-0	0	0.00	22
Feb 19	vs Oklahoma State		1.0	1	0	0	0	1	0	0	0	0	0	0	0	18-1	0-0	0	0.00	16
Feb 21	GRAMBLING		2.2	0	0	0	1	3	0	0	0	0	0	0	0	9-7	0-0	0	0.00	31
Feb 25	EASTERN ILLINOI		2.1	2	1	1	0	2	0	0	1	0	0	0	0	10-3	0-0	0	1.23	32
Mar 01	ILLINOIS STATE		4.0	4	3	3	0	3	0	0	1	0	0	0	0	10-9	0-0	0	3.18	55
Mar 05	WRIGHT STATE		0.1	0	0	0	0	0	0	0	0	0	0	0	0	6-2	0-0	0	3.09	1
Totals		0	11.2	9	4	4	1	9	0	0	2	1	0	0	0	56-24	0-0	0	3.09	-

#21 Hunter Grimes - 6 games (All games)

Date	Opponent	Pos	AB	R	H	RBI	2B	3B	HR	BB	SB	CS	HBP	SAC	SF	GDP	K	PO	A	E	Avg
Feb 19	vs Oklahoma State	ph/of	1	1	1	0	0	0	0	0	0	0	0	0	0	0	0	0	0	0	1.000
Mar 04	WRIGHT STATE	ph/of	0	0	0	0	0	0	0	1	0	0	0	0	0	0	0	0	0	0	1.000
Mar 14	UNLV	ph/2	2	2	2	1	0	1	0	0	0	0	0	0	0	0	0	0	0	1	1.000
Mar 18	AUBURN	ph	1	0	1	1	0	0	0	0	0	0	0	0	0	0	0	0	0	0	1.000
Mar 21	SEMO	*of	4	1	1	1	0	0	0	0	0	0	0	0	0	0	2	1	0	0	.625
Mar 28	OMAHA	of	0	0	0	0	0	0	0	1	0	0	0	0	0	0	0	1	0	0	.625
Totals		1gs	8	4	5	3	0	1	0	2	0	0	0	0	0	0	2	2	0	1	.625

On base pct. .700 • Slugging pct. .875

#39 Hunter Hollan - 5 games (All games)

Date	Opponent	Pos	AB	R	H	RBI	2B	3B	HR	BB	SB	CS	HBP	SAC	SF	GDP	K	PO	A	E	Avg
Feb 26	EASTERN ILLINOI	*p	0	0	0	0	0	0	0	0	0	0	0	0	0	0	0	0	0	1	.000
Mar 05	WRIGHT STATE	*p	0	0	0	0	0	0	0	0	0	0	0	0	0	0	0	0	0	0	.000
Mar 12	LOUISIANA TECH	*p	0	0	0	0	0	0	0	0	0	0	0	0	0	0	0	1	0	0	.000
Mar 17	AUBURN	*p	0	0	0	0	0	0	0	0	0	0	0	0	0	0	0	0	1	0	.000
Mar 24	at LSU	*p	0	0	0	0	0	0	0	0	0	0	0	0	0	0	0	1	1	0	.000
Totals		5gs	0	0	0	0	0	0	0	0	0	0	0	0	0	0	0	2	3	1	.000

On base pct. .000 • Slugging pct. .000

#39 Hunter Hollan - 6 appearances (All games)

Date	Opponent	GS	IP	H	R	ER	BB	SO	2B	3B	HR	WP	BK	HBP	IBB	Score	W-L	Sv	ERA	NP
Feb 19	vs Oklahoma State	*	4.0	3	1	1	2	5	1	0	0	0	0	0	1	0 18-1	1-0	0	2.25	68
Feb 26	EASTERN ILLINOI	*	5.2	6	2	2	2	4	1	0	1	0	0	0	0	3-12	1-0	0	2.79	86
Mar 05	WRIGHT STATE	*	6.0	5	1	1	2	5	1	0	0	0	0	0	0	6-2	2-0	0	2.30	90
Mar 12	LOUISIANA TECH	*	5.0	2	3	1	0	7	0	0	0	1	0	3	0	15-6	3-0	0	2.18	77
Mar 17	AUBURN	*	6.0	6	2	2	3	3	0	0	1	0	0	1	0	7-2	4-0	0	2.36	94
Mar 24	at LSU	*	5.1	3	0	0	1	7	0	1	0	0	0	0	0	9-3	4-0	0	1.97	87
Totals		6	32.0	25	9	7	10	31	3	1	2	1	0	5	0	58-26	4-0	0	1.97	-

#24 Peyton Holt - 10 games (All games)

Date	Opponent	Pos	AB	R	H	RBI	2B	3B	HR	BB	SB	CS	HBP	SAC	SF	GDP	K	PO	A	E	Avg
Feb 19	vs Oklahoma State	ph/2	2	0	1	1	0	0	0	0	0	0	0	0	0	0	0	0	0	0	.500
Feb 21	GRAMBLING	pr	0	1	0	0	0	0	0	0	0	0	0	0	0	0	0	0	0	0	.500
Feb 24	EASTERN ILLINOI	*2b	4	0	2	2	0	0	0	0	0	0	0	0	0	1	0	2	1	0	.500
Mar 04	WRIGHT STATE	ph/3	1	0	0	0	0	0	0	0	0	0	0	0	0	0	0	0	1	0	.429
Mar 10	LOUISIANA TECH	pr/3b	0	0	0	0	0	0	0	0	0	0	0	0	0	0	0	0	1	0	.429
Mar 11	LOUISIANA TECH	*3b	4	1	1	1	0	0	1	0	0	0	0	0	0	0	1	1	2	1	.364
Mar 12	LOUISIANA TECH	*3b	4	1	1	1	0	1	0	0	0	0	0	0	0	0	1	0	0	1	.333
Mar 21	SEMO	*2b	2	1	0	0	0	0	0	0	1	0	0	0	0	0	1	1	1	0	.294
Mar 25	at LSU-1	2b	0	0	0	0	0	0	0	0	0	0	0	0	0	0	0	0	0	0	.294
Mar 28	OMAHA	2b	1	0	0	0	0	0	0	0	0	0	0	0	0	1	0	1	1	0	.278
Totals		4gs	18	4	5	5	0	1	1	1	0	0	0	0	0	2	3	5	7	2	.278

On base pct. .316 • Slugging pct. .556

#13 Jayson Jones - 10 games (All games)

Date	Opponent	Pos	AB	R	H	RBI	2B	3B	HR	BB	SB	CS	HBP	SAC	SF	GDP	K	PO	A	E	Avg
Feb 18	vs TCU	ph/3	2	1	1	1	0	0	1	0	0	0	0	0	0	0	0	0	0	0	.500
Feb 19	vs Oklahoma State	*3b	2	2	0	0	0	0	0	3	0	0	0	0	0	0	1	0	2	0	.250
Feb 21	GRAMBLING	*3b	2	0	0	0	0	0	0	1	1	0	0	0	0	1	0	0	2	0	.167
Mar 04	WRIGHT STATE	*dh	5	1	2	2	1	0	1	0	0	0	0	0	0	0	2	0	0	0	.273
Mar 07	ARMY	ph	1	0	0	0	0	0	0	0	0	0	0	0	0	0	0	0	0	0	.250
Mar 14	UNLV	*3b/1	2	2	1	1	0	0	0	3	0	0	0	0	0	0	1	2	0	0	.286
Mar 15	UNLV	*2b	3	0	1	0	1	0	0	0	0	0	1	0	0	1	0	1	1	0	.294
Mar 21	SEMO	*dh	4	1	2	2	0	0	0	0	0	0	0	0	0	0	1	0	0	0	.333
Mar 25	at LSU-1	3b	0	0	0	0	0	0	0	0	0	0	0	0	0	0	0	0	0	0	.333
Mar 28	OMAHA	*1b	4	0	1	0	0	0	0	0	0	0	0	0	0	0	2	5	0	1	.320
Totals		7gs	25	7	8	6	2	0	2	7	1	0	1	0	0	2	7	8	5	1	.320

On base pct. .485 • Slugging pct. .640



III INDIVIDUAL GAME-BY-GAME

#12 Tavian Josenberger - 24 games (All games)

Date	Opponent	Pos	AB	R	H	RBI	2B	3B	HR	BB	SB	CS	HBP	SAC	SF	GDP	K	PO	A	E	Avg
Feb 17	vs Texas	*of	4	0	1	0	0	0	0	1	0	0	0	0	0	0	0	1	0	0	.250
Feb 18	vs TCU	*of	5	0	0	0	0	0	0	0	0	0	0	0	0	0	2	4	0	0	.111
Feb 19	vs Oklahoma State	*of	4	2	2	2	1	0	1	0	0	0	0	0	0	0	1	3	0	0	.231
Feb 21	GRAMBLING	*of	2	2	2	2	1	0	0	2	1	0	0	0	1	0	0	1	0	0	.333
Feb 24	EASTERN ILLINOI	*of	5	2	2	0	0	0	0	0	0	0	0	0	0	0	1	2	0	0	.350
Feb 25	EASTERN ILLINOI	*of	5	2	2	2	0	0	1	0	0	0	0	0	0	0	0	4	0	0	.360
Feb 26	EASTERN ILLINOI	*of	4	0	2	1	0	0	0	0	0	0	0	0	0	0	0	3	0	0	.379
Mar 01	ILLINOIS STATE	*of	5	1	1	1	0	0	0	0	2	1	1	0	0	0	0	5	1	0	.353
Mar 03	WRIGHT STATE	*of	5	1	0	0	0	0	0	0	1	0	0	0	0	0	1	3	0	0	.308
Mar 04	WRIGHT STATE	*of	5	0	2	1	1	0	0	0	0	0	0	0	1	0	1	5	0	0	.318
Mar 05	WRIGHT STATE	*of	4	0	1	0	0	0	0	1	1	1	0	0	0	0	3	2	0	0	.312
Mar 07	ARMY	*of	2	1	1	0	0	0	0	2	0	0	0	0	0	0	0	4	1	0	.320
Mar 10	LOUISIANA TECH	*of	3	0	2	0	0	0	0	2	0	1	0	0	0	0	0	3	0	0	.340
Mar 11	LOUISIANA TECH	*of	4	0	1	0	0	0	0	0	0	0	0	0	0	0	1	6	0	0	.333
Mar 12	LOUISIANA TECH	*of	3	2	2	1	1	0	0	3	0	0	0	0	0	0	0	3	1	0	.350
Mar 14	UNLV	ph/of	2	0	0	0	0	0	0	0	0	0	0	0	0	0	2	0	0	0	.339
Mar 15	UNLV	*of	4	1	1	0	0	0	0	0	0	0	0	0	0	0	0	0	0	0	.333
Mar 17	AUBURN	*of	4	0	2	1	0	0	0	1	1	0	0	0	0	0	0	0	0	0	.343
Mar 18	AUBURN	*of	5	2	1	2	0	0	1	0	0	0	0	0	0	0	1	2	0	0	.333
Mar 19	AUBURN	*of	3	1	2	0	1	0	0	1	0	0	0	0	0	0	0	3	0	0	.346
Mar 24	at LSU	*of	4	2	2	0	1	0	0	1	0	0	0	0	0	0	1	1	0	0	.354
Mar 25	at LSU-1	*of	4	1	0	0	0	0	0	0	0	0	0	0	0	0	2	2	0	0	.337
Mar 25	at LSU-2	*of	5	0	1	0	0	0	0	0	0	0	0	0	0	0	2	5	0	0	.330
Mar 28	OMAHA	*of	2	3	2	3	0	0	1	2	0	0	0	0	0	0	0	1	0	0	.344
Totals		23gs	93	23	32	16	6	0	4	16	6	3	1	0	2	0	18	63	3	0	.344

On base pct. .438 • Slugging pct. .538

#29 Austin Ledbetter - 7 appearances (All games)

Date	Opponent	GS	IP	H	R	ER	BB	SO	2B	3B	HR	WP	BK	HBP	IBB	Score	W-L	Sv	ERA	NP
Feb 18	vs TCU		0.1	2	3	3	1	0	0	0	0	0	0	0	0	6-18	0-0	0	81.00	15
Feb 24	EASTERN ILLINOI		1.0	2	2	2	0	1	1	0	0	0	0	1	0	13-2	0-0	0	33.75	38
Mar 04	WRIGHT STATE		3.0	1	0	0	0	2	0	0	0	0	0	0	0	12-6	0-0	0	10.38	33
Mar 07	ARMY		2.1	3	1	1	0	1	0	0	0	0	0	0	0	7-5	0-0	0	8.10	28
Mar 14	UNLV		2.2	4	3	3	1	5	1	0	0	0	0	0	0	13-7	0-0	0	8.68	48
Mar 19	AUBURN		2.0	2	0	0	0	0	0	0	0	1	0	1	0	5-0	0-0	0	7.15	35
Mar 25	at LSU-1		2.0	6	5	5	2	3	0	0	0	2	0	0	0	2-12	0-0	0	9.45	62
Totals		0	13.1	20	14	14	4	12	2	0	0	3	0	2	0	58-50	0-0	0	9.45	-

#41 Will McEntire - 1 game (All games)

Date	Opponent	Pos	AB	R	H	RBI	2B	3B	HR	BB	SB	CS	HBP	SAC	SF	GDP	K	PO	A	E	Avg
Mar 04	WRIGHT STATE	*p	0	0	0	0	0	0	0	0	0	0	0	0	0	0	0	0	0	1	.000
Totals		1gs	0	0	0	0	0	0	0	0	0	0	0	0	0	0	0	0	0	1	.000

On base pct. .000 • Slugging pct. .000

#41 Will McEntire - 7 appearances (All games)

Date	Opponent	GS	IP	H	R	ER	BB	SO	2B	3B	HR	WP	BK	HBP	IBB	Score	W-L	Sv	ERA	NP
Feb 18	vs TCU	*	1.1	5	4	4	1	0	1	0	0	0	0	0	0	6-18	0-0	0	27.00	29
Feb 21	GRAMBLING	*	0.2	4	1	1	1	0	0	0	0	0	0	0	0	9-7	0-0	0	22.50	19
Feb 25	EASTERN ILLINOI	*	4.2	2	1	1	2	4	0	0	1	0	0	0	0	10-3	1-0	0	8.10	85
Mar 04	WRIGHT STATE	*	5.0	8	3	2	3	6	2	0	2	0	0	0	0	12-6	2-0	0	6.17	95
Mar 11	LOUISIANA TECH	*	9.0	3	1	0	1	6	0	0	0	0	0	0	0	6-1	3-0	0	3.48	97
Mar 18	AUBURN	*	6.0	5	3	3	2	6	0	0	2	0	0	1	0	9-3	4-0	0	3.71	91
Mar 25	at LSU-1	*	4.1	9	7	7	1	2	3	1	3	0	0	0	0	2-12	4-1	0	5.23	91
Totals		6	31.0	36	20	18	11	24	6	1	8	0	0	1	0	54-50	4-1	0	5.23	-

#15 Ben McLaughlin - 4 games (All games)

Date	Opponent	Pos	AB	R	H	RBI	2B	3B	HR	BB	SB	CS	HBP	SAC	SF	GDP	K	PO	A	E	Avg
Feb 19	vs Oklahoma State	1b	1	0	0	0	0	0	0	0	0	0	0	0	0	0	0	2	0	0	.000
Feb 21	GRAMBLING	ph	1	0	0	0	0	0	0	0	0	0	0	0	0	0	0	0	0	0	.000
Feb 24	EASTERN ILLINOI	*1b	3	0	0	0	0	0	0	0	0	0	0	0	0	1	0	4	0	0	.000
Feb 25	EASTERN ILLINOI	ph/1	1	0	1	2	0	0	0	1	0	0	0	0	0	0	0	1	0	0	.167
Totals		1gs	6	0	1	2	0	0	0	1	0	0	0	0	0	1	0	7	0	0	.167

On base pct. .286 • Slugging pct. .167

#15 Ben McLaughlin - 1 appearance (All games)

Date	Opponent	GS	IP	H	R	ER	BB	SO	2B	3B	HR	WP	BK	HBP	IBB	Score	W-L	Sv	ERA	NP
Mar 28	OMAHA		1.0	0	0	0	0	2	0	0	0	0	0	0	0	16-3	0-0	0	0.00	11
Totals		0	1.0	0	0	0	0	2	0	0	0	0	0	0	0	16-3	0-0	0	0.00	-

#32 Zack Morris - 2 games (All games)

Date	Opponent	Pos	AB	R	H	RBI	2B	3B	HR	BB	SB	CS	HBP	SAC	SF	GDP	K	PO	A	E	Avg
Feb 21	GRAMBLING	p	0	0	0	0	0	0	0	0	0	0	0	0	0	0	0	0	1	0	.000
Feb 26	EASTERN ILLINOI	p	0	0	0	0	0	0	0	0	0	0	0	0	0	0	0	0	0	1	.000
Totals		0gs	0	0	0	0	0	0	0	0	0	0	0	0	0	0	0	0	1	1	.000

On base pct. .000 • Slugging pct. .000

#32 Zack Morris - 7 appearances (All games)

Date	Opponent	GS	IP	H	R	ER	BB	SO	2B	3B	HR	WP	BK	HBP	IBB	Score	W-L	Sv	ERA	NP
Feb 18	vs TCU		3.1	3	2	2	1	2	0	0	0	0	0	0	0	6-18	0-1	0	5.40	59
Feb 21	GRAMBLING		1.2	5	4	4	1	2	0	0	0	0	1	0	0	9-7	0-1	0	10.80	33
Feb 26	EASTERN ILLINOI		0.1	2	3	2	0	0	0	0	0	0	0	0	0	3-12	0-1	0	13.50	9
Mar 01	ILLINOIS STATE	*	1.0	5	2	2	1	1	2	0	0	0	0	0	0	10-9	0-1	0	14.21	34
Mar 15	UNLV		3.0	1	2	0	1	2	0	0	0	0	0	0	0	5-2	0-1	1	9.64	56
Mar 21	SEMO		3.0	3	1	1	1	5	0	0	0	0	0	1	0	12-2	0-1	2	8.03	51
Mar 25	at LSU-2		1.0	3	4	2	1	0	0	1	1	0	0	0	0	5-14	0-2	2	8.78	27
Totals		1	13.1	22	18	13	6	12	2	1	1	0	1	1	0	50-64	0-2	2	8.78	-

#26 Mason Neville - 9 games (All games)

Date	Opponent	Pos	AB	R	H	RBI	2B	3B	HR	BB	SB	CS	HBP	SAC	SF	GDP	K	PO	A	E	Avg
Feb 18	vs TCU	of	0	0	0	0	0	0	0	0	0	0	0	0	0	0	0	0	0	0	.000
Feb 19	vs Oklahoma State	ph/of	1	0	1	0	0	0	0	1	0	0	0	0	0	0	0	1	0	0	1.000
Feb 26	EASTERN ILLINOI	*dh	3	1	0	0	0	0	0	0	0	0	0	0	0	0	1	0	0	0	.250
Mar 03	WRIGHT STATE	ph	1	0	0	0	0	0	0	0	0	0	0	0	0	0	1	0	0	0	.200
Mar 04	WRIGHT STATE	pr/of	0	0	0	0	0	0	0	0	0	0	0	0	0	0	0	0	0	0	.200
Mar 14	UNLV	*of	3	0	0	0	0	0	0	0	0	0	0	0	0	0	3	1	0	0	.125
Mar 15	UNLV	pr/of	0	1	0	0	0	0	0	0	0	0	0	0	0	0	0	0	0	0	.125
Mar 21	SEMO	*of	2	1	0	1	0	0	0	1	0	0	0	0	0	0	1	1	0	0	.100
Mar 28	OMAHA	pr/of	1	1	0	0	0	0	0	0	0	0	0	0	0	0	1	1	0	0	.091
Totals		3gs	11	4	1	1	0	0	0	2	0	0	0	0	0	0	7	4	0	0	.091

On base pct. .231 • Slugging pct. .091



III INDIVIDUAL GAME-BY-GAME

#16 Hudson Polk - 13 games (All games)

Date	Opponent	Pos	AB	R	H	RBI	2B	3B	HR	BB	SB	CS	HBP	SAC	SF	GDP	K	PO	A	E	Avg
Feb 17	vs Texas	*c	4	0	0	0	0	0	0	0	0	0	0	0	0	0	2	13	0	0	.000
Feb 18	vs TCU	*c	4	1	1	1	0	0	1	0	0	0	0	0	0	0	0	7	0	0	.125
Feb 21	GRAMBLING	*c	0	0	0	0	0	0	0	0	0	0	0	0	0	0	0	2	0	0	.125
Feb 24	EASTERN ILLINOI	*c	2	2	0	0	0	0	0	1	0	0	1	0	0	0	0	10	0	0	.100
Feb 26	EASTERN ILLINOI	*c	2	0	0	0	0	0	0	1	0	0	0	0	0	0	0	7	0	0	.083
Mar 04	WRIGHT STATE	*c	3	1	0	1	0	0	0	1	0	0	1	0	0	0	0	8	1	0	.067
Mar 07	ARMY	*c	2	0	0	0	0	0	0	0	0	0	0	0	0	1	0	5	0	0	.059
Mar 11	LOUISIANA TECH	*c	2	0	0	0	0	0	0	1	0	1	0	0	0	0	0	6	0	0	.053
Mar 14	UNLV	*c	4	0	1	0	0	0	0	0	0	1	1	0	0	0	2	11	0	0	.087
Mar 18	AUBURN	*c	2	0	0	0	0	0	0	0	0	0	0	0	0	0	2	5	0	0	.080
Mar 21	SEMO	*c	2	1	1	0	0	0	0	1	0	0	0	0	0	0	0	10	1	0	.111
Mar 25	at LSU-1	*c	3	0	1	0	0	0	0	0	0	0	0	0	0	1	1	5	0	0	.133
Mar 28	OMAHA	*c	1	0	0	0	0	0	0	0	0	0	0	0	0	0	0	3	0	0	.129
Totals		11gs	31	5	4	2	0	0	1	5	0	2	3	0	0	2	7	92	2	0	.129

On base pct. .308 • Slugging pct. .226

#18 Reese Robinett - 9 games (All games)

Date	Opponent	Pos	AB	R	H	RBI	2B	3B	HR	BB	SB	CS	HBP	SAC	SF	GDP	K	PO	A	E	Avg
Feb 19	vs Oklahoma State	ph/d	1	1	1	0	0	0	0	0	0	0	0	0	0	0	0	0	0	0	1.000
Feb 25	EASTERN ILLINOI	pr/1b	0	0	0	0	0	0	0	0	0	0	0	0	0	0	0	0	0	0	1.000
Feb 26	EASTERN ILLINOI	*3b	4	0	0	0	0	0	0	0	0	0	0	0	0	0	1	1	3	0	.200
Mar 04	WRIGHT STATE	1b	0	0	0	0	0	0	0	0	0	0	0	0	0	0	0	1	0	0	.200
Mar 14	UNLV	*1b	3	0	1	2	0	0	0	0	0	0	0	0	0	0	0	2	0	0	.250
Mar 21	SEMO	*1b	4	2	2	1	0	0	1	0	0	0	0	0	0	0	2	5	0	0	.333
Mar 24	at LSU	ph	1	1	1	3	0	0	1	0	0	0	0	0	0	0	0	0	0	0	.385
Mar 25	at LSU-2	ph	1	0	0	1	0	0	0	0	0	0	0	0	0	0	0	0	0	0	.357
Mar 28	OMAHA	*3b	3	2	1	0	0	0	0	1	0	0	0	0	0	0	1	0	2	0	.353
Totals		4gs	17	6	6	7	0	0	2	1	0	0	0	0	0	0	4	9	5	0	.353

On base pct. .389 • Slugging pct. .706

#44 Parker Rowland - 16 games (All games)

Date	Opponent	Pos	AB	R	H	RBI	2B	3B	HR	BB	SB	CS	HBP	SAC	SF	GDP	K	PO	A	E	Avg
Feb 19	vs Oklahoma State	*c	3	1	0	2	0	0	0	1	0	0	0	0	1	0	2	10	0	0	.000
Feb 21	GRAMBLING	*c	3	1	1	1	0	0	0	1	0	0	0	0	0	0	0	9	2	1	.167
Feb 25	EASTERN ILLINOI	*c	4	0	2	2	1	0	0	1	0	0	0	0	0	0	1	8	0	0	.300
Mar 01	ILLINOIS STATE	*c	5	1	2	1	1	0	0	0	0	0	0	0	0	0	2	10	0	0	.333
Mar 03	WRIGHT STATE	*c	4	0	0	1	0	0	0	0	0	0	0	0	0	0	0	10	1	0	.263
Mar 05	WRIGHT STATE	*c	4	1	1	1	0	0	1	0	0	0	0	0	0	0	1	5	2	0	.261
Mar 07	ARMY	*c	1	0	0	0	0	0	0	0	0	0	0	0	0	0	0	1	0	0	.250
Mar 10	LOUISIANA TECH	*c	3	1	1	2	0	0	1	1	0	0	0	1	0	1	1	11	0	0	.259
Mar 12	LOUISIANA TECH	*c	4	1	0	0	0	0	0	1	0	0	0	0	0	0	1	14	0	0	.226
Mar 15	UNLV	*c	3	0	0	0	0	0	0	1	0	0	0	0	0	0	1	7	0	0	.206
Mar 17	AUBURN	*c	4	1	1	1	0	0	0	0	0	0	0	0	0	0	2	8	0	0	.211
Mar 18	AUBURN	*c	1	0	0	0	0	0	0	0	0	0	0	0	0	0	1	4	0	0	.205
Mar 19	AUBURN	*c	3	0	1	0	0	0	0	0	0	0	0	0	0	0	1	6	1	0	.214
Mar 24	at LSU	*c	3	1	0	0	0	0	0	1	0	0	0	0	0	0	2	14	3	0	.200
Mar 25	at LSU-2	*c	4	0	1	0	0	0	0	0	0	0	0	0	0	0	3	6	1	0	.204
Mar 28	OMAHA	*c	1	2	1	1	0	0	0	2	0	0	0	0	0	0	0	4	0	0	.220
Totals		14gs	50	10	11	12	2	0	2	9	0	0	0	1	1	1	18	127	10	1	.220

On base pct. .333 • Slugging pct. .380

#17 Brady Slavens - 23 games (All games)

Date	Opponent	Pos	AB	R	H	RBI	2B	3B	HR	BB	SB	CS	HBP	SAC	SF	GDP	K	PO	A	E	Avg	
Feb 17	vs Texas	*1b	4	1	2	0	1	0	0	0	0	0	0	0	0	0	1	9	0	0	.500	
Feb 18	vs TCU	*1b	5	1	1	0	1	0	0	0	0	0	0	0	0	0	2	4	1	0	.333	
Feb 19	vs Oklahoma State	*1b	3	1	1	2	1	0	0	1	0	0	0	0	0	0	1	2	0	0	.333	
Feb 21	GRAMBLING	*1b	4	0	1	1	1	0	0	0	0	0	0	0	0	0	2	9	0	0	.312	
Feb 24	EASTERN ILLINOI	*3b	4	2	2	1	0	0	0	0	1	0	0	0	0	0	1	0	2	0	.350	
Feb 25	EASTERN ILLINOI	*1b/3	4	1	2	2	0	0	0	1	0	0	0	0	0	0	1	9	0	0	.375	
Feb 26	EASTERN ILLINOI	*1b	4	0	0	0	0	0	0	0	0	0	0	0	0	0	0	9	0	0	.321	
Mar 01	ILLINOIS STATE	*1b	5	1	0	0	0	0	0	1	0	0	0	0	0	0	0	14	0	0	.273	
Mar 03	WRIGHT STATE	*1b	3	3	2	4	0	0	1	1	0	0	0	0	0	0	0	7	2	0	.306	
Mar 04	WRIGHT STATE	*1b	3	1	2	0	0	0	0	1	1	0	0	0	0	0	0	5	0	0	.333	
Mar 05	WRIGHT STATE	*1b	4	0	2	0	1	0	0	0	0	0	0	0	0	1	0	7	0	0	.349	
Mar 07	ARMY	*1b	3	1	0	0	0	0	0	0	0	0	1	0	0	1	0	11	0	0	.326	
Mar 10	LOUISIANA TECH	*1b	4	2	1	0	0	0	0	1	0	0	0	0	0	0	1	6	1	0	.320	
Mar 11	LOUISIANA TECH	*1b	4	0	1	1	1	0	0	0	0	0	0	0	0	1	0	4	0	0	.315	
Mar 12	LOUISIANA TECH	*1b	6	1	2	2	0	0	0	0	0	0	0	0	0	0	0	4	1	0	.317	
Mar 14	UNLV	1b	0	0	0	0	0	0	0	0	0	0	0	0	0	0	0	2	0	0	.317	
Mar 15	UNLV	*1b	4	0	1	0	1	0	0	0	0	0	0	0	0	0	0	9	1	0	.312	
Mar 17	AUBURN	*1b	5	1	1	3	0	0	1	0	0	0	0	0	0	0	1	11	1	0	.304	
Mar 18	AUBURN	*1b	2	2	1	0	1	0	0	1	0	0	1	0	0	0	0	9	0	0	.310	
Mar 19	AUBURN	*1b	3	0	0	0	0	0	0	1	0	0	0	0	0	0	2	5	0	0	.297	
Mar 24	at LSU	*1b	4	0	0	1	0	0	0	0	0	0	0	0	1	0	2	4	0	0	.282	
Mar 25	at LSU-1	*1b	2	0	0	0	0	0	0	0	0	0	1	0	0	0	0	2	2	0	.275	
Mar 25	at LSU-2	*1b	5	1	1	0	1	0	0	0	0	0	0	0	0	0	0	4	0	0	.271	
Totals			22gs	85	19	23	17	9	0	2	8	2	0	3	0	1	3	14	146	11	0	.271

On base pct. .351 • Slugging pct. .447

#33 Hagen Smith - 1 game (All games)

Date	Opponent	Pos	AB	R	H	RBI	2B	3B	HR	BB	SB	CS	HBP	SAC	SF	GDP	K	PO	A	E	Avg
Feb 17	vs Texas	*p	0	0	0	0	0	0	0	0	0	0	0	0	0	0	0	0	1	0	.000
Totals			1gs	0	0	0	0	0	0	0	0	0	0	0	0	0	0	0	1	0	.000

On base pct. .000 • Slugging pct. .000

#33 Hagen Smith - 7 appearances (All games)

Date	Opponent	GS	IP	H	R	ER	BB	SO	2B	3B	HR	WP	BK	HBP	IBB	Score	W-L	Sv	ERA	NP
Feb 17	vs Texas	*	5.0	1	0	0	2	8	0	0	0	0	0	0	0	3-2	0-0	0	0.00	68
Feb 24	EASTERN ILLINOI	*	4.2	3	0	0	3	6	1	0	0	0	0	0	0	13-2	1-0	0	0.00	97
Mar 03	WRIGHT STATE	*	4.2	3	1	1	5	7	0	0	1	1	0	0	0	12-2	2-0	0	0.63	105
Mar 10	LOUISIANA TECH	*	5.0	4	2	2	4	7	1	0	0	0	0	0	0	7-4	3-0	0	1.40	86
Mar 17	AUBURN		3.0	0	0	0	2	5	0	0	0	0	0	0	0	7-2	3-0	1	1.21	44
Mar 19	AUBURN		0.2	0	0	0	0	1	0	0	0	0	0	0	0	5-0	3-0	1	1.17	7
Mar 24	at LSU		4.2	5	3	3	3	8	0	0	2	0	0	1	0	9-3	4-0	1	1.95	80
Totals			4	27.2	16	6	19	42	2	0	3	1	0	1	0	56-15	4-0	1	1.95	-



||| INDIVIDUAL GAME-BY-GAME

#10 Peyton Stovall - 21 games (All games)

Date	Opponent	Pos	AB	R	H	RBI	2B	3B	HR	BB	SB	CS	HBP	SAC	SF	GDP	K	PO	A	E	Avg
Feb 17	vs Texas	*2b	4	0	0	0	0	0	0	1	0	0	0	0	0	1	1	1	5	0	.000
Feb 18	vs TCU	*2b	4	1	1	0	0	0	0	1	0	0	0	0	0	0	0	6	1	0	.125
Feb 19	vs Oklahoma State	*2b	1	3	1	2	0	0	0	2	0	0	1	0	0	0	0	2	1	0	.222
Feb 21	GRAMBLING	*2b	3	1	2	1	0	0	0	0	2	0	1	0	1	0	0	1	1	0	.333
Feb 25	EASTERN ILLINOI	*2b	4	0	0	0	0	0	0	0	0	0	1	0	0	0	3	2	3	0	.250
Feb 26	EASTERN ILLINOI	*2b	4	0	0	0	0	0	0	0	0	0	0	0	0	0	1	1	1	0	.200
Mar 01	ILLINOIS STATE	*2b	6	2	3	1	1	0	1	0	0	0	0	0	0	0	1	1	1	0	.269
Mar 03	WRIGHT STATE	*2b	4	2	3	4	1	0	1	0	0	0	0	0	0	0	0	3	0	0	.333
Mar 04	WRIGHT STATE	*2b	4	3	2	2	0	0	1	1	0	0	0	0	0	0	0	2	1	0	.353
Mar 05	WRIGHT STATE	*2b	5	1	2	0	0	0	0	0	0	0	0	0	0	0	1	3	2	0	.359
Mar 07	ARMY	*2b	4	1	1	0	0	0	0	0	0	0	0	0	0	0	1	2	1	0	.349
Mar 10	LOUISIANA TECH	*2b	4	0	1	1	0	0	0	0	0	0	0	0	1	0	1	3	2	0	.340
Mar 11	LOUISIANA TECH	*2b	4	1	3	1	1	1	0	0	0	0	0	0	0	0	0	3	1	0	.373
Mar 12	LOUISIANA TECH	*2b	4	2	0	3	0	0	0	1	0	0	0	0	1	0	1	0	1	1	.345
Mar 17	AUBURN	*2b	3	1	0	1	0	0	0	1	0	0	0	0	1	0	1	3	3	0	.328
Mar 18	AUBURN	*2b	4	2	1	0	0	0	0	1	0	0	0	0	0	0	0	1	3	1	.323
Mar 19	AUBURN	*2b	3	1	1	0	0	0	0	0	0	0	1	0	0	0	1	2	3	0	.323
Mar 24	at LSU	*2b	4	1	2	1	0	0	0	0	0	0	0	0	1	0	1	2	0	0	.333
Mar 25	at LSU-1	*2b	4	0	0	0	0	0	0	0	0	0	0	0	0	0	2	3	0	0	.315
Mar 25	at LSU-2	*2b	4	0	0	0	0	0	0	1	0	0	0	0	0	0	0	0	3	0	.299
Mar 28	OMAHA	*2b	4	1	1	2	0	0	0	0	0	0	0	0	0	0	0	0	0	0	.296
Totals		21gs	81	23	24	19	3	1	3	9	2	0	4	0	5	1	14	38	36	2	.296

On base pct. .374 • Slugging pct. .469

#25 Brady Tygart - 1 game (All games)

Date	Opponent	Pos	AB	R	H	RBI	2B	3B	HR	BB	SB	CS	HBP	SAC	SF	GDP	K	PO	A	E	Avg
Feb 21	GRAMBLING	p	0	0	0	0	0	0	0	0	0	0	0	0	0	0	0	0	0	1	.000
Totals		0gs	0	0	0	0	0	0	0	0	0	0	0	0	0	0	0	0	0	1	.000

On base pct. .000 • Slugging pct. .000

#25 Brady Tygart - 4 appearances (All games)

Date	Opponent	GS	IP	H	R	ER	BB	SO	2B	3B	HR	WP	BK	HBP	IBB	Score	W-L	Sv	ERA	NP
Feb 17	vs Texas		1.2	0	0	0	0	3	0	0	0	0	0	0	0	3-2	0-0	1	0.00	20
Feb 21	GRAMBLING		2.0	2	0	0	0	4	0	0	0	0	0	0	0	9-7	1-0	1	0.00	28
Feb 25	EASTERN ILLINOI		1.0	2	1	1	0	1	0	0	0	0	0	0	0	10-3	1-0	1	1.93	19
Mar 01	ILLINOIS STATE		1.2	2	4	3	1	2	0	0	2	0	0	1	0	10-9	1-0	1	5.68	34
Totals		0	6.1	6	5	4	1	10	0	0	2	0	0	1	0	32-21	1-0	1	5.68	-

#11 Jared Wegner - 25 games (All games)

Date	Opponent	Pos	AB	R	H	RBI	2B	3B	HR	BB	SB	CS	HBP	SAC	SF	GDP	K	PO	A	E	Avg
Feb 17	vs Texas	*of	3	1	1	0	0	0	0	1	0	0	0	0	0	0	1	0	0	0	.333
Feb 18	vs TCU	*of	4	1	3	3	1	0	1	0	0	0	0	0	0	0	0	1	0	0	.571
Feb 19	vs Oklahoma State	*of	4	2	2	5	0	1	1	1	0	0	1	0	0	0	1	1	0	0	.545
Feb 21	GRAMBLING	*of	3	1	1	2	0	0	0	1	0	0	0	0	1	0	1	0	0	0	.500
Feb 24	EASTERN ILLINOI	*of	4	1	1	2	0	0	0	0	0	0	0	0	0	0	2	2	0	0	.444
Feb 25	EASTERN ILLINOI	*of	3	3	2	0	1	0	0	2	1	0	0	0	0	0	0	1	0	0	.476
Feb 26	EASTERN ILLINOI	*of	4	0	0	0	0	0	0	0	0	0	0	0	0	0	1	1	0	0	.400
Mar 01	ILLINOIS STATE	*of	5	1	3	3	0	0	1	1	1	0	0	0	0	0	0	1	0	0	.433
Mar 03	WRIGHT STATE	*of	3	3	1	1	0	0	1	2	1	0	0	0	0	0	1	1	0	0	.424
Mar 04	WRIGHT STATE	*of	3	3	2	2	0	0	1	2	0	0	0	0	0	0	0	3	0	0	.444
Mar 05	WRIGHT STATE	*of	5	1	1	1	0	0	0	0	0	0	0	0	0	0	1	5	0	0	.415
Mar 07	ARMY	*of	4	1	2	3	0	0	1	0	0	0	0	0	0	0	0	1	0	0	.422
Mar 10	LOUISIANA TECH	*of	5	1	1	0	0	0	0	0	0	0	0	0	0	0	1	1	0	0	.400
Mar 11	LOUISIANA TECH	*of	4	1	1	1	0	0	0	0	0	0	0	0	0	0	1	3	0	0	.389
Mar 12	LOUISIANA TECH	*of	1	2	1	3	0	0	1	5	0	0	0	0	0	0	0	1	0	0	.400
Mar 14	UNLV	*of/of	4	1	1	1	0	0	0	1	0	0	0	0	0	0	1	4	0	0	.390
Mar 15	UNLV	*of	3	1	1	2	0	0	1	1	0	0	0	0	0	0	1	4	0	0	.387
Mar 17	AUBURN	*of	3	1	2	1	0	0	0	2	0	0	0	0	0	0	1	1	0	0	.400
Mar 18	AUBURN	*of	4	1	1	0	0	0	0	0	0	0	0	0	0	0	2	1	0	0	.391
Mar 19	AUBURN	*of	4	1	1	3	0	0	1	0	0	0	0	0	0	0	1	5	0	0	.384
Mar 21	SEMO	*of	4	2	2	2	1	0	0	0	0	0	0	0	0	0	1	2	0	0	.390
Mar 24	at LSU	*of	3	1	0	0	0	0	0	2	0	0	0	0	0	0	1	4	0	0	.375
Mar 25	at LSU-1	*of	2	1	1	2	0	0	1	0	0	0	1	0	0	0	0	3	0	0	.378
Mar 25	at LSU-2	*of	4	1	2	1	0	0	1	1	0	0	0	0	0	0	1	3	0	0	.384
Mar 28	OMAHA	*of	3	1	1	2	0	1	0	1	0	0	0	0	0	0	1	0	0	0	.382
Totals		25gs	89	33	34	40	3	2	11	23	3	0	2	0	1	0	20	49	0	0	.382

On base pct. .513 • Slugging pct. .831

#45 Gage Wood - 2 games (All games)

Date	Opponent	Pos	AB	R	H	RBI	2B	3B	HR	BB	SB	CS	HBP	SAC	SF	GDP	K	PO	A	E	Avg
Mar 14	UNLV	p	0	0	0	0	0	0	0	0	0	0	0	0	0	0	0	0	1	0	.000
Mar 28	OMAHA	p	0	0	0	0	0	0	0	0	0	0	0	0	0	0	0	1	0	0	.000
Totals		0gs	0	0	0	0	0	0	0	0	0	0	0	0	0	0	0	1	1	0	.000

On base pct. .000 • Slugging pct. .000

#45 Gage Wood - 10 appearances (All games)

Date	Opponent	GS	IP	H	R	ER	BB	SO	2B	3B	HR	WP	BK	HBP	IBB	Score	W-L	Sv	ERA	NP
Feb 18	vs TCU		0.0	1	0	0	2	0	0	0	0	0	0	0	0	6-18	0-0	0	0.00	10
Feb 19	vs Oklahoma State		1.0	0	0	0	0	3	0	0	0	0	0	0	0	18-1	0-0	0	0.00	14
Feb 24	EASTERN ILLINOI		1.0	0	0	0	0	2	0	0	0	0	0	1	0	13-2	0-0	0	0.00	15
Feb 26	EASTERN ILLINOI		0.0	0	2	2	2	0	0	0	0	2	0	0	0	3-12	0-0	0	9.00	10
Mar 12	LOUISIANA TECH		1.0	1	0	0	0	3	0	0	0	0	0	0	0	15-6	0-0	0	6.00	22
Mar 14	UNLV		1.0	0	0	0	1	0	0	0	0	0	0	0	0	13-7	0-0	0	4.50	16
Mar 15	UNLV		1.0	0	0	0	1	2	0	0	0	0	0	0	0	5-2	0-0	0	3.60	21
Mar 19	AUBURN		0.1	0	0	0	1	0	0	0	0	0	0	1	0	5-0	0-0	0	3.38	12
Mar 25	at LSU-1		0.1	1	0	0	0	0	0	0	0	0	0	1	0	2-12	0-0	0	3.18	10
Mar 28	OMAHA		2.0	0	0	0	1	3	0	0	0	0	0	0	0	16-3	1-0	0	2.35	36
Totals		0	7.2	3	2	2	8	13	0	0	0	2	0	3	0	96-63	1-0	0	2.35	-



2023 SCHEDULE / RESULTS |||

	Opponent	Score	Winning Pitcher	Losing Pitcher	Save	Attendance	Time
FEB.							
17	vs. Texas ^	W, 3-2	Adcock (1-0)	Johnson (0-1)	Tygart (1)	15,721	3:14
18	vs. #15 TCU ^	L, 18-6	Klecker (1-0)	Morris (0-1)		20,295	4:00
19	vs. #9 Oklahoma State ^	W, 18-1 (7)	Hollan (1-0)	Root (0-1)		16,100	2:31
21	Grambling	W, 9-7	Tygart (1-0)	Martinez (0-1)		9,247	3:02
24	Eastern Illinois	W, 13-2 (7)	Smith (1-0)	Malatestinic (0-1)		8,956	2:49
25	Eastern Illinois	W, 10-3	McEntire (1-0)	Conklin (1-1)		9,888	2:56
26	Eastern Illinois	L, 12-3	Matthews-Hampton (1-0)	Adcock (1-1)		9,097	2:53

MARCH							
1	Illinois State	W, 10-9 (11)	Carter (1-0)	Dale (1-1)		8,727	3:34
3	Wright State	W, 12-2 (8)	Smith (2-0)	Shirk (1-2)		8,851	2:47
4	Wright State	W, 12-6	McEntire (2-0)	Gongora (1-2)		10,530	3:13
5	Wright State	W, 6-2	Hollan (2-0)	Stofel (0-2)	Adcock (1)	9,703	2:50
7	Army	W, 7-5	Carter (2-0)	Trippi (0-1)		8,945	2:36
10	Louisiana Tech	W, 7-4	Smith (3-0)	Fincher (2-2)	Carter (1)	9,273	2:52
11	Louisiana Tech	W, 6-1	McEntire (3-0)	Hector (1-2)		10,086	2:07
12	Louisiana Tech	W, 15-6	Hollan (3-0)	Smith (0-2)		9,117	3:11
14	UNLV	W, 13-7	Carter (3-0)	Rupp (1-3)		8,701	3:07
15	UNLV	W, 5-2	Bybee (1-0)	Janson (0-1)	Morris (1)	8,785	2:22
17	Auburn *	W, 7-2	Hollan (4-0)	Vail (2-1)	Smith (1)	9,276	2:52
18	Auburn *	W, 9-3	McEntire (4-0)	Crotchfelt (0-1)	Carter (2)	9,359	2:38
19	Auburn *	W, 5-0	Adcock (2-1)	Copeland (1-1)		9,196	2:38
21	SEMO	W, 12-2 (7)	Bybee (2-0)	Hernandez (0-1)	Morris (2)	8,917	2:22
24	at #1 LSU *	W, 9-3 (10)	Smith (4-0)	Shores (0-1)		11,216	3:08
25	at #1 LSU * (DH-1)	L, 12-2	Floyd (4-0)	McEntire (4-1)		11,857	2:38
25	at #1 LSU * (DH-2)	L, 14-5	Herring (2-0)	Morris (0-2)		12,073	3:12
28	Omaha	W, 16-3 (7)	Wood (1-0)	Sellers (2-1)		8,890	2:34
31	Alabama *						

APRIL							
1	Alabama *						
2	Alabama *						
4	Arkansas State						
6	at Ole Miss *						
7	at Ole Miss *						
8	at Ole Miss *						
11	Little Rock						
12	Little Rock						
14	Tennessee *						
15	Tennessee *						
16	Tennessee *						
18	UCA						
20	at Georgia *						
21	at Georgia *						
22	at Georgia *						
25	Missouri State						
27	Texas A&M *						
28	Texas A&M *						
29	Texas A&M *						

MAY							
2	vs. Lipscomb @						
5	at Mississippi State *						
6	at Mississippi State *						
7	at Mississippi State *						
12	South Carolina *						
13	South Carolina *						
14	South Carolina *						
18	at Vanderbilt *						
19	at Vanderbilt *						
20	at Vanderbilt *						

* SEC opponent

^ Higginbotham College Baseball Showdown (Globe Life Field in Arlington, Texas)

@ Game played at Dickey-Stephens Stadium in North Little Rock, Ark.