



ARKANSAS

BASEBALL

ArkansasRazorbacks.com ||| @RazorbackBSB ||| Contact: Oliver Grigg (ogrigg@uark.edu)

2023 SCHEDULE & RESULTS

FEBRUARY

17	vs. Texas ^	FloBaseball	W, 3-2
18	vs. #15 TCU ^	FloBaseball	L, 18-6
19	vs. #9 Oklahoma State ^	FloBaseball	W, 18-1 (7)
21	GRAMBLING	SECN+	W, 9-7
24	EASTERN ILLINOIS	SECN+	W, 13-2 (7)
25	EASTERN ILLINOIS	SECN+	W, 10-3
26	EASTERN ILLINOIS	SECN+	L, 12-3

MARCH

1	ILLINOIS STATE	SECN+	W, 10-9 (11)
3	WRIGHT STATE	SECN+	W, 12-2 (8)
4	WRIGHT STATE	SECN+	W, 12-6
5	WRIGHT STATE	SECN+	W, 6-2
7	ARMY	SECN+	W, 7-5
10	LOUISIANA TECH		W, 7-4
11	LOUISIANA TECH	SECN+	W, 6-1
12	LOUISIANA TECH	SECN+	W, 15-6
14	UNLV	SECN+	W, 13-7
15	UNLV	SECN+	W, 5-2
17	AUBURN *	SECN+	W, 7-2
18	AUBURN *	SECN+	W, 9-3
19	AUBURN *	SECN+	W, 5-0
21	SEMO	SECN+	W, 12-2 (7)
24	#1 LSU *	SECN+	W, 9-3 (10)
25	#1 LSU * (DH-1)	SECN	L, 12-2 (7)
25	#1 LSU * (DH-2)	SECN+	L, 14-5
28	OMAHA	SECN+	W, 16-3 (7)
31	ALABAMA *	SECN+	L, 12-1

APRIL

1	ALABAMA *	SECN+	W, 9-6
2	ALABAMA *	SECN	W, 5-4
4	ARKANSAS STATE	SECN+	CANCELED
7	Ole Miss * (DH-1)	SECN+	W, 11-2
7	Ole Miss * (DH-2)	SECN+	L, 7-4
8	Ole Miss *	SECN	W, 6-4
11	LITTLE ROCK	SECN+	W, 21-5 (7)
12	LITTLE ROCK	SECN+	L, 11-4
14	#16 TENNESSEE *	SECN	W, 5-2
15	#16 TENNESSEE *	SECN+	W, 6-3
16	#16 TENNESSEE *	SECN+	W, 7-2
18	UCA	SECN+	6 P.M.
20	Georgia *	SECN	6 p.m.
21	Georgia *	SECN+	5 p.m.
22	Georgia *	SECN+	1 p.m.
25	Missouri State	ESPN+/ESPN3	6:30 p.m.
27	TEXAS A&M *	ESPNU	7 P.M.
28	TEXAS A&M *	SECN+	6 P.M.
29	TEXAS A&M *	SECN	11 A.M.

MAY

2	vs. Lipscomb @		6 p.m.
5	Mississippi State *	SECN+	6 p.m.
6	Mississippi State *	ESPNU	6:30 p.m.
7	Mississippi State *	SECN+	1 p.m.
12	SOUTH CAROLINA *	SECN+	6:30 P.M.
13	SOUTH CAROLINA *	SECN+	6 P.M.
14	SOUTH CAROLINA *	SECN+	2 P.M.
18	Vanderbilt *	SECN+	6 p.m.
19	Vanderbilt *	SECN+	6 p.m.
20	Vanderbilt *	SECN+	2 p.m.

All times Central; Home game in **BOLD**; * - SEC opponent

^ - Higginbotham College Baseball Showdown (Globe Life Field in Arlington, Texas)

@ - Game played at Dickey-Stephens Park in North Little Rock, Ark.

GAME 37 ||| UCA vs. #5 ARKANSAS ||| APRIL 18

FAYETTEVILLE, ARK. ||| BAUM-WALKER STADIUM ||| SEC NETWORK+



16-19
7-8 ASUN

CENTRAL ARKANSAS BEARS

In the Polls.....NR (BA) | NR (CB) | NR (D1Baseball)
.....NR (NCBWA) | NR (PG) | NR (USA Today)
Head Coach.....Nick Harlan
Career Record.....437-258 (13th season)
Record at UCA.....40-48 (2nd season)



29-7
11-4 SEC

ARKANSAS RAZORBACKS

In the Polls.....5 (BA) | 4 (CB) | 5 (D1Baseball)
.....5 (NCBWA) | 5 (PG) | 5 (USA Today)
Head Coach.....Dave Van Horn
Career Record.....1,410-670 (35th season)
Record at Arkansas.....825-430 (21st season)

ON THE BUMP

UCA LHP Dillan Janak (0-1, 4.56 ERA)

vs.

Arkansas RHP Cody Adcock (3-1, 6.37 ERA)

LEADING OFF

FINAL MIDWEEK HOME GAME

- #5 Arkansas finishes off its six-game homestand at Baum-Walker Stadium with a midweek matchup against in-state opponent UCA.
- First pitch between the Razorbacks and Bears is scheduled for 6 p.m. Tuesday, April 18, on SEC Network+ with Brett Dolan (play-by-play) and Troy Eklund (analyst) on the call.
- The Hogs, 8-1 in midweek games in 2023, play their final midweek home game of the season on Tuesday night.

HOMERIN' HOGS

- Entering Tuesday night's contest, Arkansas has homered in an NCAA-leading 32 consecutive games.
- The Razorbacks, who have homered in all but two of their 36 contests this season, have cranked 54 home runs during their 32-game home run streak, which began against Eastern Illinois on Feb. 24 at Baum-Walker Stadium.
- For the year, Arkansas has belted 60 home runs in 36 games, led by Jared Wegner's team-high 12 home runs.
- Five Hogs have swatted five or more homers: Wegner (12), Jace Bohrofen (10), Kendall Diggs (8), Tavian Josenberger (7) and Caleb Cali (5).
- The NCAA record for consecutive games with a homer is held by LSU (77).

ANOTHER NATURAL STATE SHOWDOWN

- Arkansas is 15-2 all-time against in-state opponents.

Arkansas-Pine Bluff

Series Record: Arkansas leads, 5-0
In Fayetteville: Arkansas leads, 5-0

Arkansas State

Series Record: Arkansas leads, 3-0
In Fayetteville: Arkansas leads, 3-0

Little Rock

Series Record: Arkansas leads, 4-2
In Fayetteville: Arkansas leads, 4-2

UCA

Series Record: Arkansas leads, 3-0
In Fayetteville: Arkansas leads, 2-0
At Neutral Sites: Arkansas leads, 1-0

HOME SWEET HOGS

- Arkansas, 4-1 on their current six-game homestand, is 24-3 overall at home.
- Excluding 2020, Arkansas has six consecutive 20-win seasons at Baum-Walker Stadium, including a program-record 34-win season at home in 2018.
- Arkansas' streak of six consecutive 20-win seasons at home has coincided with its nation-leading streak of consecutive 45-win seasons.
- The Hogs are the only team in the country to win at least 45 games in each of the last five full seasons.



Former Razorback outfielder **Dominic Fletcher** suited up for Team Italy in the 2023 World Baseball Classic and slashed .368/.478/.632 with a home run and four RBI.

FORZA FLETCH!

- Former Razorback outfielder Dominic Fletcher suited up for Team Italy in the 2023 World Baseball Classic.
- Fletcher, who played alongside his brother, David, an infielder for the Los Angeles Angels, slashed .368/.478/.632 (7-for-19) with two doubles, a home run and four RBI over five games.
- In Italy's quarterfinal loss to Japan, Fletcher had a two-run single against 2021 AL MVP and two-time All-Star Shohei Ohtani as well as a solo homer against five-time MLB All-Star Yu Darvish.
- Fletcher, who played at Arkansas from 2017-19, is the second former Hog to participate in the World Baseball Classic.
- Drew Smyly, who pitched for the Razorbacks from 2009-10, represented Team USA in the 2017 World Baseball Classic.
- Drafted by the Arizona Diamondbacks with the No. 75 overall pick of the 2019 MLB Draft, Fletcher is the No. 17 overall prospect in the Arizona's organization. He slashed .301/.368/.452 with five home runs and 38 RBI for the Reno Aces, Arizona's Triple-A affiliate, in 2022.

PROHOGS

- Eight former Hogs are currently on an MLB active roster.

Name	Team	Draft Year
Brian Anderson	Milwaukee Brewers	2014
Jalen Beeks	Chicago White Sox	2015
Zach Jackson	Oakland Athletics	2016
James McCann	Baltimore Orioles	2011
Drew Smyly	Chicago Cubs	2010
Ryne Stanek	Houston Astros	2013
Trevor Stephan	Cleveland Guardians	2017

- Stanek helped the Houston Astros take down the Philadelphia Phillies in six games to win the 2022 Commissioner's Trophy.
- Stanek is the second Hog in as many years to win an MLB title after Drew Smyly won the World Series with Atlanta Braves in 2021.
- Six former Hogs have now won a World Series ring: Dick Hughes (St. Louis Cardinals, 1967), Eric Hinske (Boston Red Sox, 2007; New York Yankees, 2009), Dallas Keuchel (Houston, 2017), Benintendi (Boston, 2018), Smyly (Atlanta, 2021) and Stanek (Houston, 2022).

D1BASEBALL PRESEASON PLAYER RANKINGS

- Nine Hogs made the cut on D1Baseball preseason player rankings.

Name	Position	Rank
Brady Slavens	1B	No. 20
Peyton Stovall	2B	No. 11
Jared Wegner	OF	No. 24
Tavian Josenberger	OF	No. 112
Hagen Smith	SP	No. 19
Jaxon Wiggins	SP	No. 41
Will McEntire	SP	No. 161
Brady Tygart	RP	No. 4
Hunter Hollan	RP	No. 28

- Three Hogs were on D1Baseball's list of the top-100 D1 transfers.

Name	Previous School	Rank
Jared Wegner	Creighton	No. 19
Tavian Josenberger	Kansas	No. 27
Hudson Polk	Oklahoma	No. 90

- Five Hogs were on D1Baseball's list of the top-50 JUCO transfers.

Name	Position	Rank
Hunter Hollan	LHP	No. 7
Parker Rowland	C	No. 28
Caleb Cali	INF	No. 30
Cody Adcock	RHP	No. 41
Harold Coll	INF	No. 48

HOGS BOAST TOP 2023 RECRUITING CLASS

- For the first time in program history, Arkansas has landed the nation's top-rated recruiting class.
- The Razorbacks' 2023 signing class is ranked No. 1 nationally by both Baseball America and Perfect Game.
- It is the seventh consecutive year that Arkansas has brought in a top-10 class in Perfect Game's recruiting rankings.
- 12 of Arkansas' 20 signees are among Perfect Game's top 100, an all-time high in the publication's rankings history. Perfect Game's recruiting class rankings began in 2011, according to its database.





Arkansas boasts the SEC's toughest regular-season slate with **15 2022 NCAA Tournament teams** and **four College World Series participants** on its 2023 schedule.

TOUGHEN UP

- The Hogs' regular-season schedule features 15 teams that advanced to the 2022 NCAA Baseball Tournament as well as four programs that punched their ticket to the 2022 College World Series.

Team	2022 Overall Record	Postseason
Texas	47-22	College World Series
TCU	38-22	Regional
Oklahoma State	42-22	Regional
Wright State	30-29	Regional
Army	29-21	Regional
Louisiana Tech	42-19	Regional
Auburn	42-20	College World Series
SEMO	37-20	Regional
LSU	40-22	Regional
Ole Miss	42-23	College World Series
Tennessee	57-9	Super Regional
Georgia	36-23	Regional
Missouri State	30-27	Regional
Texas A&M	42-18	College World Series
Vanderbilt	39-23	Regional

- The next-closest SEC teams are Missouri and Vanderbilt, who will each play 11 opponents that advanced to the postseason in 2022.

Rank	Team	2022 Postseason Opponents
1.	Arkansas	15
2.	Missouri	11
	Vanderbilt	11
4.	Alabama	10
	Florida	10
	Georgia	10
	Mississippi State	10
	Ole Miss	10
	Texas A&M	10
10.	LSU	9
	Tennessee	9
12.	Auburn	8
	Kentucky	8
	South Carolina	8

GONE STREAKING

- Arkansas has had eight winning streaks of 10 or more games in head coach Dave Van Horn's 21 seasons at the helm.

Winning Streak	Dates
16	March 7, 2020 - March 13, 2021
15	March 1-28, 2023
13	April 3-23, 2010
12	Feb. 11 - March 8, 2005
12	March 5-25, 2022
10	Feb. 11 - March 5, 2003
10	March 4-21, 2012
10	May 16 - June 5, 2021

- The Razorbacks' 15-game winning streak earlier this season marked Arkansas' longest in-season winning streak since head coach Dave Van Horn took over at the helm of the program in 2003.
- It was also the longest in-season winning streak in program history since the Razorbacks won the first 18 games of the 1996 season.

FIRST 20

- Arkansas got off to an 18-2 overall start through 20 games this year.
- It matched the Razorbacks' best 20-game start since 2019.
- Since 1960, Arkansas has jumped out to an 18-2 start through its first 20 games seven times: 1995, 1996, 2003, 2005, 2012, 2019 and 2023.

Year	20-Game Start	Final Record (Postseason)
2023	18-2	TBD
2019	18-2	46-20 (College World Series)
2012	18-2	46-22 (College World Series)
2005	18-2	45-24 (Regional)
2003	18-2	35-22 (Regional)
1996	18-2	39-20 (Regional)
1995	18-2	38-23 (Regional)

J.B. & JOHNELLE HUNT FAMILY BASEBALL DEVELOPMENT CENTER

- The J.B. & Johnelle Hunt Family Baseball Development Center is a 49,000-square foot baseball performance facility, providing student-athletes with an expanded locker room, team meeting room, strength & conditioning center, training room, nutrition center, pitching development center and an in-venue batting tunnel.
- The one-of-a-kind facility, which opened ahead of the 2022 campaign, sits in the right-field corner of Baum-Walker Stadium, connecting with the west concourse and providing new premium seating areas for games.
- It also includes a tunnel to connect the facility to the first-base dugout and postgame press conference room.
- The Norm DeBriyn Champions Lobby features historical displays and interactive content showcasing the history of Razorback baseball.
- The \$27 million facility was funded entirely by athletic revenues, gifts and bond proceeds from a bond issue. No university funds, state funds or student fees were required to complete the project.
- The facility was approved for construction in June 2019 by the University of Arkansas Board of Trustees.



Sophomore infielder **Peyton Stovall** became the first player with five hits in a College World Series game since UNC's Dustin Ackley did so in 2009.

NEW GUYS BY THE NUMBERS

- The Razorbacks' 39-man roster features 26 newcomers, including 15 new position players and 11 new pitchers.
- Offensively, Arkansas must replace 73.6 percent of its home run production and 72.9 percent of its RBI production from 2022.
- Returning position players INF Brady Slavens (16 HR, 58 RBI), INF Peyton Stovall (6 HR, 31 RBI), OF Jace Bohrofen (3 HR, 17 RBI) and INF/OF Kendall Diggs (3 HR, 14 RBI) combined for 28 of the Hogs' 106 total home runs (26.4 percent) and 120 of the Razorbacks' 443 total runs batted in (27.1 percent) one year ago.
- On the mound, Arkansas must replace ace RHP Connor Noland, who was selected by the Chicago Cubs in the ninth round of the 2022 MLB Draft. The right-hander went 8-6 with a 3.65 ERA with 113 strikeouts in 116.0 innings last season for the Razorbacks.
- The Hogs, however, bring back a pair of Freshman All-Americans in LHP Hagen Smith and RHP Brady Tygart as well as a pair of veterans in RHP Will McEntire and LHP Zack Morris.

JACE THE ACE

- OF Jace Bohrofen is one of the Hogs' three team captains in 2023.
- The Oklahoma City, Okla., native battled injuries and played in just 32 games with 24 starts (18 in left, five in right, one as designated hitter) last season, slashing .228/.333/.435 with three homers and 17 runs batted in on the year.
- Bohrofen racked up 21 hits, including eight doubles and one triple, during the season. Despite his injury-plagued year, he totaled five multiple hit games, including one three-hit game, and recorded five multi-RBI games, including one five-RBI performance.
- Bohrofen came to Arkansas from Oklahoma, where he spent his true freshman season in 2021. That season, he played in 35 games with 29 starts and slashed .252/.347/.408 with two home runs, 18 RBI and a team-leading three triples.
- Bohrofen, a highly regarded prospect in high school, was ranked by Perfect Game as the No. 33 overall prospect and the No. 10 outfielder in the class of 2020. He was the No. 3 overall prospect and the No. 1 outfielder in the state of Oklahoma by Perfect Game.
- His high school accolades include All-America honors from Under Armour and ABCA Rawlings in 2018 and 2019, when he was named the Perfect Game Player of the Year in Oklahoma.

THE STOVE IS HOT

- INF Peyton Stovall, one of the Hogs' three team captains, is primed for a breakout year after his stellar freshman campaign in 2022.
- Stovall slashed .295/.373/.425 with six homers and 31 runs batted in on the year, racking up 59 hits with eight doubles.
- The Haughton, La., native recorded 18 multi-hit games, including five three-hit games and one five-hit effort, finishing the season ranked fourth on the Razorbacks in batting average (.295).
- Stovall had 10 multiple RBI games, including two three-RBI performances and one four-RBI effort.
- In last season's NCAA Tournament, Stovall slashed a team-leading .429/.451/.571 with two homers and 13 RBI over 11 games. He was tied for the team lead in hits (21) during the postseason and was named to the NCAA Stillwater Regional All-Tournament Team.
- He was at his best when the lights were brightest, recording a season-high five hits, including a double, against Auburn in the College World Series. Stovall became the first player with five hits in a College World Series game since UNC's Dustin Ackley in 2009.
- Stovall enters the 2023 campaign as both a preseason All-American and a preseason All-SEC honoree

BRADY BOMB

- INF Brady Slavens' decision to return for his senior season gives the Arkansas offense another powerful weapon in the heart of its order.
- Entering the 2023 season, Slavens ranks first among all active SEC hitters in career RBI (144) and second in home runs (31).
- In 2022, the Olathe, Kan., native played in 63 games with 62 starts (37 as designated hitter, 13 in right, 12 at first) and slashed .255/.332/.523 with a team-leading 16 homers and 58 runs batted in.
- Slavens, who finished the year tied for the team lead in home runs (16), had three games with multiple homers.
- He tallied 61 hits, including 10 doubles and a team-best three triples, and totaled 125 bases, third most among Razorback hitters.
- Slavens, who began his collegiate career at Wichita State (2019) was a prolific power-hitter long before he joined the Hogs. He spent the 2020 campaign at Johnson County CC, slashing .507/.543/1.240 with 14 home runs and 47 RBI before the season was cut short due to the COVID-19 pandemic.
- Slavens was named the 2020 JUCO Baseball Blog National Player of the Year after leading the NJCAA in both home runs and RBI.



Senior infielder **Brady Slavens** ranks first among all active SEC hitters in career RBI (144) and second in home runs (31).



Sophomore pitcher **Hagen Smith**, who was named a Freshman All-American last year, is expected to step up as the Razorbacks' ace during the 2023 season.

H. SMITH

- LHP Hagen Smith will be called upon to step up as the Arkansas ace.
- The Bullard, Texas, native emerged as the Razorbacks' No. 2 starter as a true freshman last season, going 7-2 with a 4.66 ERA and two saves in 77.1 innings over 20 appearances (15 starts) on the mound.
- The left-hander struck out 90 batters on the year, helping Arkansas set a new school record with 674 strikeouts in 2022.
- Smith, who limited opposing hitters to a .232 batting average, had six quality starts, second most among all Razorback starters.
- Down the stretch, Smith pitched out of the Razorback bullpen and was even more dominant. He went 1-0 with a 3.38 ERA and two saves in 10.2 innings of work in the NCAA Tournament, striking out 16 and limiting opposing hitters to a .184 batting average.
- At the year's end, Smith was named a Freshman All-American by both Collegiate Baseball Newspaper and Perfect Game. He also landed on the Freshman All-SEC Team.
- Smith arrived at Arkansas in 2022 as a heralded freshman hurler. The left-hander posted jaw-dropping numbers as a senior at Bullard High School in Bullard, Texas, going 11-0 with a 0.19 ERA and 168 strikeouts in 73.0 innings during his senior year.
- Smith, who walked 26 while allowing only seven hits and two runs all season, tied a Texas high school record with seven no-hitters.

WILL THE THRILL

- RHP Will McEntire began the 2022 season as an afterthought, but emerged as an important piece of the pitching staff late in the year.
- The Bryant, Ark., native will begin the 2023 campaign as the Razorbacks' No. 2 starter.
- The right-hander made 12 appearances, including eight starts, on the mound in 2022, posting a 2-2 record with a 2.59 ERA and one save in 48.2 innings. He limited opposing hitters to a .198 batting average.
- McEntire struck out 49 batters, helping the Razorback pitching staff set a new school record with 674 strikeouts in 2022.
- In SEC play, McEntire made three appearances (one start) and posted a 3.48 ERA in 10.1 innings with 11 strikeouts.
- He turned in two quality starts on the year, delivering his most dominant outing of the season in the College World Series.
- McEntire worked a season-long seven innings with a season-high nine strikeouts, allowing one run on three hits vs. No. 25 Auburn

DOUBLE H

- LHP Hunter Hollan, a junior college transfer, has made an immediate impact since stepping foot on campus at Arkansas.
- The left-hander, who was selected by the Milwaukee Brewers in the 15th round (No. 447 overall) of the 2021 MLB Draft, came to Arkansas from San Jacinto College.
- In 2022 at San Jac, Hollan made 18 starts, going 9-3 with a 3.59 ERA and 96 strikeouts in 80.1 innings. He recorded double-digit strikeouts in three games during the 2022 season.
- Hollan, who has made nine appearances (all starts) on the mound, began this season as Arkansas' Sunday starter before moving into the Friday role when Hagen Smith was shifted to the bullpen.
- He made his first start as a Razorback against #9 Oklahoma State (Feb. 19) in the College Baseball Showdown, striking out five over four innings of one-run ball to earn his first win of the season.
- He recorded the Hogs' first quality start of the year against Wright State (March 5) with six innings of one-run ball and five strikeouts.
- Hollan, who fanned a season-high seven in starts against Louisiana Tech (March 12) and at #1 LSU (March 24), leads the Hogs in quality starts this season with three, also logging quality starts against Auburn (March 17) and at Ole Miss (April 7).

CAPTAIN MORRIS

- LHP Zack Morris, one of the Razorbacks' three team captains, is one of the key veteran returners on this year's squad.
- The left-hander made 22 appearances, including two starts, on the mound in 2022, posting a 6-1 record with a 2.31 ERA and one save in 35.0 innings. He totaled 26 strikeouts and limited opposing hitters to a .230 batting average.
- Morris was dominant in SEC play last season, finishing with a 3-0 record and a 1.88 ERA in 14.1 innings over nine relief appearances.
- In the NCAA Tournament, Morris made five appearances with two starts. He had a 1-1 record with a 4.32 ERA and one save in 8.1 innings during the postseason.
- He threw three innings of two-run ball with three strikeouts in a relief outing at #6 Oklahoma State (June 4) in the NCAA Stillwater Regional.
- He earned his first start in an elimination-game win at #6 Oklahoma State (June 6), tossing a season-long 3.1 scoreless innings with three strikeouts to send the Hogs to the NCAA Chapel Hill Super Regional.



Senior left-handed pitcher **Zack Morris**, one of the Razorbacks' three team captains, has three career saves, including a team-leading two saves this season.



SERIES HISTORY

INSIDE THE SERIES: UCA

Overall Series Record: 3-0
Record in Fayetteville, Ark.: 2-0
Record at Neutral Sites: 1-0

IN THE DVH ERA (2003-PRESENT): UCA

Overall Series Record: 3-0
Record in Fayetteville, Ark.: 2-0
Record at Neutral Sites: 1-0

All-time meetings

DATE	SITE	W/L	SCORE
3/30/21	Fayetteville, Ark.	W	21-8
4/5/22	Fayetteville, Ark.	W	21-9
4/26/22	N. Little Rock, Ark.	W	2-1 (10)

BOX SCORE FROM PREVIOUS MEETING



2022 Arkansas Baseball Central Arkansas vs #5 Arkansas Apr 26, 2022 at N. Little Rock, Ark. (Dickey-Stephens Park)



Central Arkansas 1 (18-21)

Arkansas 2 (32-9)

Player	ab	r	h	rbi	bb	so	po	a	lob
JOHNSON, Kolby rf	5	1	1	0	0	0	2	0	1
EMMET, Connor lf	3	0	0	0	0	0	3	0	0
HICKS, Hunter 1b	4	0	0	1	0	1	9	0	2
POLLUM, Andrew dh	4	0	0	0	0	1	0	0	0
MENDOLIA, AJ 3b	3	0	1	0	1	0	1	1	0
STURGEON, Drew cf	4	0	0	0	0	0	2	0	0
ARGENTA, Noah c	3	0	1	0	1	0	5	1	1
HARRIS, Trey pr	0	0	0	0	0	0	0	0	0
FLAGG, Connor c	0	0	0	0	0	0	0	0	0
LEONARD, Tanner 2b	3	0	0	0	0	1	2	6	0
PEARSON, RJ ss	3	0	0	0	1	2	5	5	2
LAUFMAN, Oliver p	0	0	0	0	0	0	0	2	0
SHOULTZ, Andrew p	0	0	0	0	0	0	0	0	0
Totals	32	1	3	1	3	5	29	15	6

Player	ab	r	h	rbi	bb	so	po	a	lob
Robert Moore 2b	4	1	1	0	1	1	2	8	2
Cayden Wallace 3b	3	0	1	0	2	0	0	3	0
Michael Turner dh	4	0	0	0	1	1	0	0	0
Brady Slavens rf	4	0	1	0	1	0	0	0	0
Jalen Battles ss	4	0	0	0	0	1	2	2	4
Jace Bohrofen lf	3	0	1	0	1	0	1	0	0
Drake Varnado pr/lf	0	0	0	0	0	0	0	0	0
Braydon Webb cf	4	1	2	0	0	1	2	0	0
Peyton Stovall 1b	3	0	0	0	0	1	17	1	0
Dylan Leach c	4	0	1	1	0	0	5	2	1
Will McEntire p	0	0	0	0	0	0	1	0	0
Zack Morris p	0	0	0	0	0	0	0	1	0
Evan Taylor p	0	0	0	0	0	0	0	1	0
Mark Adamiak p	0	0	0	0	0	0	0	0	0
Heston Tole p	0	0	0	0	0	0	0	0	0
Totals	33	2	7	1	6	5	30	18	9

Score by Innings	1	2	3	4	5	6	7	8	9	10	R	H	E
Central Arkansas	0	0	0	0	0	1	0	0	0	0	1	3	1
Arkansas	0	0	0	0	1	0	0	0	0	1	2	7	0

Note: 2 outs, 2 runners LOB when the game ended.

E - HICKS, Hunte(6). DP - UCA 2. LOB - UCA 6; Arkansas 9. 2B - JOHNSON, Kol(7); Slavens(8); Bohrofen(6). HBP - EMMET, Conno. SH - LEONARD, Tan(5); Stovall(1). SB - HARRIS, Trey(11). CS - Varnado(1).

Central Arkansas	ip	h	r	er	bb	so	ab	bf	np
LAUFMAN, Oliver	7.0	6	1	1	3	1	25	29	93
SHOULTZ, Andrew	2.2	1	1	1	3	4	8	11	41

Arkansas	ip	h	r	er	bb	so	ab	bf	np
Will McEntire	6.0	3	1	1	1	4	21	22	84
Zack Morris	1.2	0	0	0	1	0	5	7	32
Evan Taylor	1.1	0	0	0	0	0	4	4	13
Mark Adamiak	0.0	0	0	0	1	0	0	1	5
Heston Tole	1.0	0	0	0	0	1	2	3	9

Win - Tole (2-0). Loss - SHOULTZ, And (3-4). Save - None.

WP - SHOULTZ, And 2(9); McEntire(1). HBP - by Morris (EMMET, Conno). Inherited runners/scored: SHOULTZ, And 1/0; Taylor 2/0; Tole 1/0. Pitches/strikes: LAUFMAN, Oli 93/62; SHOULTZ, And 41/24; McEntire 84/57; Morris 32/17; Taylor 13/9; Adamiak 5/1; Tole 9/7.

Umpires - HP: Timothy Cooper 1B: Augustus Griffin 2B: Keith Sanders 3B: Bo Whitaker

Start: 6:02 pm Time: 3:06 Attendance: 10333

Weather: High 60s, sunny, 8 mph S wind

LAUFMAN, Oli faced 1 batter in the 8th.

HONORED HOGS

Jace Bohrofen

Collegiate Baseball National Player of the Week (April 17)

Hunter Hollan

Perfect Game Midseason All-American (Third Team, SP)

Golden Spikes Award Midseason Watch List

Tavian Josenberger

SEC Player of the Week (April 3)

Will McEntire

SEC Co-Pitcher of the Week (March 13)

Hagen Smith

Perfect Game Preseason All-American (Third Team, SP)

Perfect Game Midseason All-American (Second Team, RP)

Peyton Stovall

Baseball America Preseason All-America (Second Team, 2B)

Preseason Coaches All-SEC Team (First Team, 2B)

Brady Tygart

D1Baseball Preseason All-American (Second Team, RP)

Preseason Coaches All-SEC Team (First Team, RP)

NCBWA Stopper of the Year Preseason Watch List

Jared Wegner

NCBWA Preseason All-American (Second Team, OF)

SEC Player of the Week (Feb. 20)

D1Baseball Midseason All-American (Second Team, OF)



Outfielder **Jace Bohrofen** was earned national player of the week honors from Collegiate Baseball Newspaper after belting four home runs in five games and leading Arkansas to an SEC series sweep against Tennessee (April 14-16). The Razorback captain slashed .375/.476/1.188 with five extra-base hits and a team-best nine RBI during the series sweep.

WEEK 10

SOUTHEASTERN CONFERENCE

AS OF APRIL 18

EASTERN DIVISION

	SEC	Pct.	GB	All	Pct.	Home	Away	Neutral	Div.	Top 25	Top 10	L10	Streak
Vanderbilt	13-2	.867	-	29-7	.806	19-4	6-1	4-2	7-2	10-3	8-2	8-2	W2
Florida	11-4	.733	2.0	30-7	.811	22-6	8-1	0-0	4-2	9-3	4-2	8-2	W2
South Carolina	10-4	.714	2.5	30-6	.833	20-1	8-5	2-0	7-2	6-3	2-3	7-3	L2
Kentucky	10-5	.667	3.0	28-7	.800	18-1	10-6	0-0	4-2	6-3	1-2	6-4	L1
Missouri	5-10	.333	8.0	22-13	.629	12-3	6-9	4-1	4-8	6-9	4-6	3-7	W1
Tennessee	5-10	.333	8.0	23-13	.639	21-3	1-9	1-1	1-5	5-7	2-7	3-7	L3
Georgia	4-11	.267	9.0	19-17	.528	12-9	5-7	2-1	3-9	5-10	3-6	4-6	L2

WESTERN DIVISION

	SEC	Pct.	GB	All	Pct.	Home	Away	Neutral	Div.	Top 25	Top 10	L10	Streak
Arkansas	11-4	.733	-	29-7	.806	24-3	3-3	2-1	8-4	9-3	2-2	8-2	W3
LSU	9-5	.643	1.5	29-6	.829	22-3	5-2	2-1	4-2	9-5	5-3	7-3	W1
Texas A&M	7-8	.467	4.0	22-14	.611	16-9	4-4	2-1	5-4	4-8	1-3	6-4	L1
Alabama	6-9	.400	5.0	26-11	.703	21-7	4-4	1-0	4-5	3-6	2-4	5-5	W2
Auburn	5-10	.333	6.0	20-15-1	.569	15-6-1	3-9	2-0	2-7	1-5	1-5	2-8	L2
Mississippi State	5-10	.333	6.0	22-15	.595	15-9	3-4	4-2	4-2	2-5	1-5	7-3	W2
Ole Miss	3-12	.200	8.0	20-16	.556	14-8	4-8	2-0	3-6	5-9	1-8	4-6	L2

SCHEDULE/RESULTS

Tuesday, April 18

Florida A&M at #2 Florida - 6 p.m. [SECN+]

Georgia at Clemson - 6 p.m. [ACCNX]

Xavier at #9 Kentucky - 6:30 p.m. [SECN+]

Tennessee Tech at #19 Tennessee - 6:30 p.m. [SECN+]

Alabama at UAB - 7 p.m.

Central Arkansas at #4 Arkansas - 7 p.m. [SECN+]

Samford at Auburn - 7 p.m. [SECN]

Missouri State at Missouri - 7 p.m. [SECN+]

Charleston Southern at #6 South Carolina - 7 p.m. [SECN+]

Indiana State at #2 Vanderbilt - 7 p.m. [SECN+]

UL-Lafayette at #1 LSU - 7:30 p.m. [SECN+]

Ole Miss at Arkansas State - 7:30 p.m. [ESPN+]

Southern at Mississippi State - canceled

Wednesday, April 19

Prairie View A&M at Texas A&M - 7 p.m. [SECN]

Thursday, April 20

***#4 Arkansas at Georgia - 7 p.m. [SECN]**

*#2 Florida at #6 South Carolina - 7:30 p.m. [ESPNU]

Friday April 21

***#4 Arkansas at Georgia - 6 p.m. [SECN+]**

*#2 Vanderbilt at #19 Tennessee - 6 p.m. [SECN]

*Texas A&M at #9 Kentucky - 6:30 p.m. [SECN+]

*Alabama at Missouri - 7 p.m. [SECN+]

*Mississippi State at Auburn - 7 p.m. [SECN+]

*#2 Florida at #6 South Carolina - 7 p.m. [SECN+]

*#1 LSU at Ole Miss - 7:30 p.m. [SECN+]

Saturday, April 22

*#2 Vanderbilt at #19 Tennessee - 12 p.m. [ESPN2]

***#4 Arkansas at Georgia - 2 p.m. [SECN+]**

*#2 Florida at #6 South Carolina - 2 p.m. [SECN+]

*Texas A&M at #9 Kentucky - 2 p.m. [SECN+]

*Mississippi State at Auburn - 3 p.m. [SECN+]

*#1 LSU at Ole Miss - 3 p.m. [ESPN2]

*Alabama at Missouri - 6 p.m. [SECN]

Sunday, April 23

*Texas A&M at #9 Kentucky - 1 p.m. [SECN+]

*#2 Vanderbilt at #19 Tennessee - 1 p.m. [ESPN2]

*Alabama at Missouri - 2 p.m. [SECN+]

*Mississippi State at Auburn - 2 p.m. [SECN+]

*#1 LSU at Ole Miss - 2:30 p.m. [SECN+]

All times Eastern

Rankings reflect highest among major polls

**SEC game*



WEEK 10

SOUTHEASTERN CONFERENCE

AS OF APRIL 18

ACTIVE CAREER LEADERS

Games Played

1.	Kason Howell, Auburn	226
2.	Ben Anderson*, Georgia	217
3.	Will McGillis*, South Carolina	214
4.	Drew Williamson, Alabama	213
5.	Brady Slavens*, Arkansas	199
	Connor Tate, Georgia	199
7.	Ryder Giles*, Kentucky	198
8.	Hunter Gilliam*, Kentucky	196
9.	Luke Hancock, Mississippi State	194
10.	Justin Kirby*, Auburn	188

Hits

1.	Ben Anderson*, Georgia	235
2.	Dylan Crews, LSU	233
3.	Kason Howell, Auburn	227
4.	Connor Tate, Georgia	225
5.	Drew Williamson, Alabama	223
6.	Tre' Morgan, LSU	211
7.	Jacob Gonzalez, Ole Miss	205
8.	Hunter Gilliam*, Kentucky	201
9.	Justin Kirby*, Auburn	193
10.	Ed Johnson*, Alabama	192
11.	Kevin Madden*, South Carolina	191
12.	Brady Slavens*, Arkansas	188

Doubles

1.	Kason Howell, Auburn	65
2.	Justin Kirby*, Auburn	51
3.	Connor Tate, Georgia	45
4.	Anthony Calarco*, Ole Miss	43
5.	Tre' Morgan, LSU	42
6.	Caleb Denny*, South Carolina	41
7.	Ben Anderson*, Georgia	40
8.	Dylan Crews, LSU	39
9.	Drew Williamson, Alabama	38
	Will McGillis*, South Carolina	38
11.	Hunter Gilliam*, Kentucky	37
12.	Brady Slavens*, Arkansas	36
	Braylen Wimmer, South Carolina	36

Triples

1.	Ben Anderson, Georgia	18
2.	Hunter Gilliam*, Kentucky	10
	Enrique Bradfield Jr., Vanderbilt	10
4.	Maui Ahuna*, Tennessee	8
	Tre' Morgan, LSU	8
	Jim Jarvis, Alabama	8
7.	Jackson Gray*, Kentucky	7
	Brady Slavens*, Arkansas	7
9.	Dylan Crews, LSU	6
	Tavian Josenberger*, Arkansas	6
	Will McGillis*, South Carolina	6
	Wyatt Langford, Florida	6
13.	Justin Kirby*, Auburn	5
	Andrew Pickney, Alabama	5
	Jared Wegner*, Arkansas	5
	TJ McCants, Ole Miss	5

Home Runs

1.	Dylan Crews, LSU	49
2.	Will McGillis*, South Carolina	40
	Luke Mann, Missouri	40
4.	Griffin Merritt*, Tennessee	39
	Connor Tate, Georgia	39
	Tommy White*, LSU	39
7.	Justin Kirby*, Auburn	37
	Gavin Dugas, LSU	37
	Jacob Gonzalez, Ole Miss	37
10.	Wyatt Langford, Florida	35
	Brady Slavens*, Arkansas	35
	RJ Schreck*, Vanderbilt	35

Runs Batted In

1.	Brady Slavens*, Arkansas	173
2.	Connor Tate, Georgia	153
3.	Dylan Crews, LSU	151
4.	Hunter Gilliam*, Kentucky	149
5.	Jacob Gonzalez, Ole Miss	144
6.	Luke Hancock, Mississippi State	141
7.	Will McGillis*, South Carolina	135
	Gavin Dugas, LSU	135
9.	Zane Denton, Tennessee	131
10.	Justin Kirby*, Auburn	128
	Griffin Merritt*, Tennessee	128

Stolen Bases

1.	Enrique Bradfield Jr., Vanderbilt	119
2.	Mason LaPlante*, Georgia	55
3.	Justin Kirby*, Auburn	39
4.	Kason Howell, Auburn	36
5.	Braylen Wimmer, South Carolina	34
6.	Jackson Gray*, Kentucky	33
7.	Tavian Josenberger*, Arkansas	31
8.	Ryan Waldschmidt*, Kentucky	28
9.	Ben Anderson*, Georgia	27
10.	Isaiah Byars*, Kentucky	24
	Jared Wegner*, Arkansas	24

Saves

1.	Dalton Rhadans*, Georgia	18
2.	Zach DeVito*, Georgia	14
3.	Zach Franklin*, Missouri	13
4.	Paul Skenes*, LSU	11
5.	Nolan Crisp, Georgia	10
6.	Thomas Schultz, Vanderbilt	9
	Brady Tygart, Arkansas	9
8.	Kyle Greenler*, Georgia	8
	Brandon Neely, Florida	8
10.	Ryan Slater, Florida	7
	Ryder Giles*, Kentucky	7

* - Indicates stats from a previous non-SEC school are included

Baseball America

April 17

1. LSU
2. Florida
3. Wake Forest
4. Vanderbilt
- 5. Arkansas**
6. South Carolina
7. East Carolina
8. Coastal Carolina
9. Virginia
10. Campbell
11. Stanford
12. Kentucky
13. Louisville
14. Texas
15. Texas Tech
16. Miami
17. North Carolina
18. Arizona State
19. Oregon State
20. Oregon
21. Dallas Baptist
22. UTSA
23. Connecticut
24. Oklahoma State
25. Southern Miss

D1Baseball

April 17

1. LSU
2. Wake Forest
3. Florida
4. Vanderbilt
- 5. Arkansas**
6. South Carolina
7. East Carolina
8. Virginia
9. Stanford
10. Coastal Carolina
11. Campbell
12. Louisville
13. Kentucky
14. Texas
15. Connecticut
16. Texas Tech
17. Miami
18. North Carolina
19. Arizona State
20. Boston College
21. Oregon State
22. UCLA
23. Oregon
24. Southern Miss
25. UTSA

Perfect Game

April 17

1. LSU
2. Florida
3. Wake Forest
4. Vanderbilt
- 5. Arkansas**
6. South Carolina
7. East Carolina
8. Virginia
9. Stanford
10. Louisville
11. Kentucky
12. UCLA
13. Texas Tech
14. North Carolina
15. Campbell
16. Coastal Carolina
17. Boston College
18. Dallas Baptist
19. Tennessee
20. Indiana
21. Connecticut
22. Oregon
23. Southern Miss
24. Miami
25. Texas

USA Today Coaches

April 17

1. LSU
2. Wake Forest
3. Florida
4. Vanderbilt
- 5. Arkansas**
6. South Carolina
7. Virginia
8. East Carolina
9. Stanford
10. Louisville
11. Kentucky
12. Campbell
13. Coastal Carolina
14. Texas
15. Connecticut
16. North Carolina
17. Boston College
18. Miami
19. Texas Tech
20. Tennessee
21. Arizona State
22. UCLA
23. Oregon
24. Oklahoma State
25. Oregon State

Collegiate Baseball

April 17

1. LSU
2. Vanderbilt
3. Wake Forest
- 4. Arkansas**
5. Florida
6. South Carolina
7. Virginia
8. Arizona State
9. Kentucky
10. Louisville
11. Stanford
12. Texas
13. Cal State Fullerton
14. East Carolina
15. Miami
16. Oregon
17. North Carolina
18. UC Santa Barbara
19. TCU
20. Campbell
21. Texas Tech
22. Indiana State
23. Indiana
24. Kent State
25. UTSA
26. Dallas Baptist
27. Central Michigan
28. Connecticut
29. Coastal Carolina
30. Oral Roberts

NCBWA

April 17

1. LSU
2. Wake Forest
3. Florida
4. Vanderbilt
- 5. Arkansas**
6. East Carolina
7. South Carolina
8. Virginia
9. Louisville
10. Stanford
11. Campbell
12. Kentucky
13. Coastal Carolina
14. North Carolina
15. Texas
16. Connecticut
17. Boston College
18. Texas Tech
19. Arizona State
20. Miami
21. Tennessee
22. UCLA
23. DBU
24. FGCU
25. Oregon
26. Oklahoma State
27. Oregon State
28. UTSA
29. West Virginia
30. Indiana

ARKANSAS IN THE POLLS

	BA	D1Baseball	PG	USA Today	CB	NCBWA
Preseason	11	8	4	6	7	6
Feb. 20	11	9	3	6	7	7
Feb. 27	9	8	3	8	8	7
March 6	9	8	3	8	8	7
March 13	7	7	3	6	7	6
March 20	6	5	3	3	3	3
March 27	7	6	5	6	7	6
April 3	5	5	5	5	7	5
April 10	6	5	6	6	7	5
April 17	5	5	5	5	4	5
April 24	--	--	--	--	--	--
May 1	--	--	--	--	--	--
May 8	--	--	--	--	--	--
May 15	--	--	--	--	--	--
May 22	--	--	--	--	--	--
May 29	--	--	--	--	--	--
Final	--	--	--	--	--	--

D1 - D1Baseball.com

BA - Baseball America

USA TODAY - USA Today Coaches Poll

PG - Perfect Game

CB - Collegiate Baseball Newspaper

NCBWA - National Collegiate Baseball Writers Association



PERSONAL

Born: Sept. 17, 1960
 Hometown: Kansas City, Mo.
 Alma Mater: Arkansas (1988)
 Masters of Science: East Texas State University (1992)
 Wife: Karen
 Children: Hollan, Mariel
 Named Head Coach at Arkansas: June 21, 2002

PLAYING HISTORY

1982-84 Atlanta Braves Organization
 1982 MLB Draft: 10th Round (Atlanta Braves)
 1982 Arkansas
 1981 MLB Draft: 10th Round (Chicago White Sox)
 1980-81 McLennan Community College

COACHING HONORS

2021 SEC Coach of the Year
 2004 SEC Coach of the Year
 2001 Baseball America National Coach of the Year
 2001 BIG 12 Coach of the Year
 2001 ABCA Midwest Region Coach of the Year
 2000 ABCA Midwest Region Coach of the Year
 1997 Southland Coach of the Year
 1995 Southland Coach of the Year
 1994 NCAA Division II Coach of the Year
 1994 ABCA Central Region Coach of the Year

HALL OF FAME

2019 Arkansas Sports Hall of Fame
 2013 Winnetonka High School Hall of Fame
 2012 Ban Johnson League Hall of Fame
 2001 Central Missouri State Hall of Fame

Dave Van Horn, the two-time SEC Coach of the Year, enters his 21st season at the helm of the Arkansas baseball program in 2023.

In his time as Head Hog, Van Horn has elevated Arkansas into one of the nation's premier teams. Van Horn has led the Razorbacks to seven College World Series appearances, 18 NCAA Tournament berths, two SEC overall titles, six SEC Western Division championships, one SEC Tournament title and a total of 825 wins.

Ever since returning to his alma mater in 2003 to take over for retiring legendary Arkansas head baseball coach Norm DeBriyn, Van Horn has continued to successfully field nationally competitive teams, while also grooming two Golden Spikes Award and Dick Howser Trophy winners in Andrew Benintendi and Kevin Kopps as well as numerous All-Americans, all-conference performers and future professional baseball players. Under his guidance, 36 Razorbacks have been named All-Americans, 43 as All-SEC players, and 129 have been picked in the MLB Draft.

Van Horn is the second-winningest coach in Arkansas history with 825 wins, including 324 career SEC victories. He is one of only five head coaches in college baseball history, along with Ron Polk, Mike Bianco, Skip Bertman and Tim Corbin, with 300 or more SEC wins in their career.

Including his years at Nebraska, Northwestern State and Central Missouri State, Van Horn has racked up 1,196 wins at four-year institutions, sixth most among all active head coaches. He is one of eight active Division I head coaches with 1,000 or more wins at four-year schools.

HOGS VS. 2023 OPPONENTS UNDER DVH				
	W-L	Home	Away	Neutral
Alabama	37-29	21-9	14-16	2-4
Arkansas State	3-0	3-0	0-0	0-0
Army	1-0	1-0	0-0	0-0
Auburn	39-23	20-10	17-13	2-0
Eastern Illinois	21-2	21-2	0-0	0-0
Georgia	24-18	14-7	9-8	1-3
Grambling	10-0	10-0	0-0	0-0
Illinois State	5-3	5-3	0-0	0-0
Lipscomb	0-0	0-0	0-0	0-0
Little Rock	4-2	4-2	0-0	0-0
LSU	26-44	14-16	11-19	1-9
Louisiana Tech	22-6	11-2	7-4	4-0
Mississippi State	33-28	18-12	13-14	2-2
Missouri State	19-10	11-8	8-2	0-0
Oklahoma State	8-6	2-3	4-2	2-1
Ole Miss	34-43	14-19	13-17	7-7
Omaha	2-0	2-0	0-0	0-0
South Carolina	28-21	12-9	12-9	4-3
SEMO	7-2	7-2	0-0	0-0
TCU	4-1	2-0	0-0	2-1
Tennessee	30-14	15-5	12-8	3-1
Texas A&M	18-14	10-5	7-9	1-0
Texas	8-5	2-0	2-3	4-2
UCA	3-0	2-0	0-0	1-0
UNLV	3-1	3-1	0-0	0-0
Vanderbilt	20-22	12-8	7-10	1-4
Wright State	6-0	6-0	0-0	0-0

VAN HORN'S CAREER NUMBERS

Year	School	Record	Pct.	Conf.	Place	Conf. Tourn.	NCAA
1989	Texarkana CC	39-18	.684	NA	NA	NA	--
1990	Texarkana CC	44-14	.759	NA	NA	NA	--
1991	Texarkana CC	45-12	.789	NA	NA	NA	--
1992	Texarkana CC	48-10	.827	NA	1st	NA	--
1993	Texarkana CC	38-18	.678	NA	NA	NA	--
	Totals	214-72	.748	--	--	--	--
1994	Central Missouri State	51-11	.823	15-1	1st (Div.)	1st (4-1)	NCAA DII Champs
	Totals	51-11	.823	15-1	--	1 (4-1)	--
1995	Northwestern State	37-15	.711	19-5	1st	DNP (0-2)	--
1996	Northwestern State	34-27	.557	14-16	2nd (Div.)	2nd (3-2)	--
1997	Northwestern State	35-23	.603	19-9	1st	DNP (0-2)	--
	Totals	106-65	.620	52-30	--	3 (3-6)	--
1998	Nebraska	24-20	.545	10-13	7th	DNQ	DNQ
1999	Nebraska	42-18	.700	16-9	5th	1st (4-0)	NCAA (1-2)
2000	Nebraska	51-17	.750	21-9	2nd	1st (5-1)	NCAA (4-2)
2001	Nebraska	50-16	.758	20-8	1st	1st (4-0)	CWS (5-2)
2002	Nebraska	47-21	.691	16-11	2nd	2nd (3-1)	CWS (5-3)
	Totals	214-92	.699	67-39	--	4 (16-2)	4 (15-9)
2003	Arkansas	35-22	.612	14-16	6th West	T-7th (0-2)	NCAA (1-2)
2004	Arkansas	45-24	.652	19-11	T-1st Overall	4th (2-2)	CWS (6-3)
2005	Arkansas	39-22	.636	13-17	T-5th West	T-7th (0-2)	NCAA (2-2)
2006	Arkansas	39-21	.650	18-12	2nd West	T-7th (0-2)	NCAA (1-2)
2007	Arkansas	43-21	.672	18-12	1st West	2nd (3-1)	NCAA (2-2)
2008	Arkansas	34-24	.586	14-15	4th West	DNQ	NCAA (0-2)
2009	Arkansas	41-24	.631	14-15	4th West	4th (2-2)	CWS (7-2)
2010	Arkansas	43-21	.672	18-12	2nd West	T-7th (0-2)	NCAA (3-3)
2011	Arkansas	40-22	.645	15-15	1st West	T-3rd (2-2)	NCAA (2-2)
2012	Arkansas	46-22	.676	16-14	T-2nd West	T-9th (0-2)	CWS (7-3)
2013	Arkansas	39-22	.639	18-11	2nd West	T-3rd (2-1)	NCAA (2-2)
2014	Arkansas	40-25	.615	16-14	4th West	T-3rd (3-2)	NCAA (2-2)
2015	Arkansas	40-25	.615	17-12	3rd West	T-5th (2-2)	CWS (5-3)
2016	Arkansas	26-29	.473	7-23	7th West	DNQ	DNQ
2017	Arkansas	45-19	.703	18-11	2nd West	2nd (3-2)	NCAA (3-2)
2018	Arkansas	48-21	.696	18-12	T-1st West	T-3rd (2-1)	CWS Runner-Up (9-3)
2019	Arkansas	46-20	.697	20-10	T-1st West	T-5th (1-2)	CWS (5-3)
2020	Arkansas	11-5	.688	--	--	--	--
2021	Arkansas	50-13	.807	22-8	1st Overall	1st (4-0)	NCAA (4-3)
2022	Arkansas	46-21	.687	18-12	2nd West	T-7th (0-2)	CWS (8-3)
2023	Arkansas	29-7	.802	11-4	--	--	--
	Totals	825-430	.657	324-256	--	17 (26-29)	18 (69-43)
CAREER TOTALS		1,410-670	.678	458-326	--	49-38 (.563)	84-53 (.613)

A ||| THE ARKANSAS RAZORBACKS



HAROLD COLL
Jr. • 5-11 • 190 • R/R
INF • Boston, Mass.



ISAAC WEBB
Jr. • 5-11 • 165 • R/R
INF/OF • Collinsville, Okla.



KENDALL DIGGS
So. • 6-0 • 205 • L/R
INF/OF • Olathe, Kan.



CALEB CALI
R-Jr. • 6-3 • 220 • R/R
INF • Monteverde, Fla.



JACE BOHROFEN
Jr. • 6-2 • 205 • L/R
OF • Oklahoma City, Okla.



JOHN BOLTON
Grad. • 5-10 • 180 • R/R
INF • Memphis, Tenn.




PEYTON STOVALL
So. • 5-11 • 195 • L/R
INF • Houghton, La.



JARED WEGNER
Grad. • 6-0 • 220 • R/R
OF • Kearney, Neb.



TAVIAN JOSEMBERGER
Jr. • 6-0 • 185 • S/R
OF • Kansas City, Mo.




JAYSON JONES
Fr. • 6-2 • 225 • R/R
INF • Savannah, Texas



BEN MCLAUGHLIN
Jr. • 6-3 • 200 • L/R
INF/RHP • Golden, Colo.



HUDSON POLK
Jr. • 6-1 • 205 • R/R
C • Coppell, Texas




BRADY SLAVENS
Sr. • 6-3 • 205 • L/R
INF • Olathe, Kan.



REESE ROBINETT
Fr. • 6-3 • 215 • L/R
INF • Kennett, Mo.



HUNTER GRIMES
R-Jr. • 6-1 • 185 • R/R
INF/OF • Kerrville, Texas



JAXON WIGGINS
Jr. • 6-6 • 225 • R/R
RHP • Roland, Okla.



PEYTON HOLT
Jr. • 5-10 • 205 • R/R
INF • Greenwood, Ark.



BRADY TYGART
So. • 6-2 • 205 • R/R
RHP • Hernando, Miss.



MASON NEVILLE
Fr. • 6-3 • 200 • L/L
OF • Las Vegas, Nev.



KOTY FRANK
Grad. • 6-2 • 220 • R/R
RHP • Tushka, Okla.



AUSTIN LEDBETTER
So. • 6-1 • 190 • R/R
RHP • Bryant, Ark.



DYLAN CARTER
R-Jr. • 6-2 • 210 • R/R
RHP • Bentonville, Ark.



ZACK MORRIS
Sr. • 6-3 • 225 • L/L
LHP • Cabot, Ark.



HAGEN SMITH
So. • 6-3 • 215 • L/L
LHP • Bullard, Texas



NICK GRIFFIN
R-So. • 6-4 • 195 • R/R
LHP • Monticello, Ark.



JORDAN HUSKEY
Fr. • 5-10 • 185 • L/L
LHP • Quitman, Ark.



PARKER COIL
Fr. • 6-3 • 200 • R/L
LHP • Edmond, Okla.



JAKE FAHERTY
So. • 6-3 • 190 • R/R
RHP • Georgetown, Ky.



SEAN FITZPATRICK
Fr. • 6-0 • 165 • L/L
LHP • Spring, Texas



HUNTER HOLLAN
Jr. • 6-5 • 200 • L/L
LHP • Hallsville, Texas



BEN BYBEE
Fr. • 6-6 • 235 • R/R
RHP • Overland Park, Kan.



WILL MCENTIRE
R-Jr. • 6-4 • 240 • L/R
RHP • Bryant, Ark.



CAL KILGORE
So. • 6-1 • 185 • R/R
C • Overland Park, Kan.



PARKER ROWLAND
Jr. • 6-3 • 215 • S/R
C • Tulsa, Okla.



GAGE WOOD
Fr. • 6-0 • 210 • R/R
RHP • Batesville, Ark.



CHRISTIAN FOUTH
Fr. • 6-3 • 220 • R/R
RHP • Littleton, Colo.



COOPER DOSSETT
Fr. • 6-0 • 190 • R/R
RHP • Springdale, Ark.



CODY ADCOCK
Jr. • 6-4 • 210 • R/R
RHP • Texarkana, Ark.



JOSH HYNEMAN
Fr. • 6-4 • 245 • R/R
RHP • Jonesboro, Ark.



DAVE VAN HORN
Head Coach
21st Season



NATE THOMPSON
Assistant Coach
6th Season



MATT HOBBS
Assistant Coach
5th Season



BOBBY WERNES
Volunteer Assistant
3rd Season



CLAY GOODWIN
Director of Operations
16th Season





No.	Player	Pos.	B/T	Yr.	Ht.	Wt.	Hometown / High School / Previous School
1	Harold Coll	INF	Jr.	5-11	190	R/R	Boston, Mass. / Georgia Premier Academy / San Jacinto College
3	Isaac Webb	INF/OF	Jr.	5-11	165	R/R	Collinsville, Okla. / Collinsville HS / Grayson College / Eastern Oklahoma State College
5	Kendall Diggs	INF/OF	So.	6-0	205	L/R	Olathe, Kan. / Saint Thomas Aquinas HS
6	Caleb Cali	INF	R-Jr.	6-3	230	R/R	Montverde, Fla. / Montverde Academy / Florida State / Hillsborough CC / College of Central Florida
8	Jace Bohrofen	OF	Jr.	6-2	205	L/R	Oklahoma City, Okla. / Westmoore HS / Oklahoma
9	John Bolton	INF	Grad.	5-10	180	R/R	Memphis, Tenn. / Memphis University School / Hinds CC / Austin Peay
10	Peyton Stovall	INF	So.	5-11	195	L/R	Haughton, La. / Haughton HS
11	Jared Wegner	OF	Grad.	6-0	220	R/R	Kearney, Neb. / Kearney HS / Creighton
12	Tavian Josenberger	OF	Jr.	6-0	185	S/R	Kansas City, Mo. / Park Hill HS / Kansas
13	Jayson Jones	INF	Fr.	6-2	225	R/R	Savannah, Texas / Braswell HS
15	Ben McLaughlin	INF/RHP	Jr.	6-3	200	L/R	Golden, Colo. / Golden HS / Hutchinson CC
16	Hudson Polk	C	Jr.	6-1	205	R/R	Coppell, Texas / Coppell HS / Oklahoma
17	Brady Slavens	INF	Sr.	6-3	205	L/R	Olathe, Kan. / Olathe Northwest HS / Wichita State / Johnson County CC
18	Reese Robinett	INF	Fr.	6-3	215	L/R	Kennett, Mo. / Kennett HS
21	Hunter Grimes	INF/OF	R-Jr.	6-1	185	R/R	Kerrville, Texas / Tivy HS / UTSA / McLennan CC
22	Jaxon Wiggins	RHP	Jr.	6-6	225	R/R	Roland, Okla. / Roland HS
24	Peyton Holt	INF	Jr.	5-10	205	R/R	Greenwood, Ark. / Greenwood HS / Crowder College
25	Brady Tygart	RHP	So.	6-2	205	R/R	Hernando, Miss. / Lewisburg HS
26	Mason Neville	OF	Fr.	6-3	200	L/L	Las Vegas, Nev. / Basic HS
28	Koty Frank	RHP	Grad.	6-2	220	R/R	Tushka, Okla. / Tushka HS / Eastern Oklahoma State College / Nebraska
29	Austin Ledbetter	RHP	So.	6-1	190	R/R	Bryant, Ark. / Bryant HS
31	Dylan Carter	RHP	R-So.	6-2	210	R/R	Bentonville, Ark. / Bentonville West HS / Crowder College
32	Zack Morris	LHP	Sr.	6-3	225	L/L	Cabot, Ark. / Cabot HS
33	Hagen Smith	LHP	So.	6-3	215	L/L	Bullard, Texas / Bullard HS
34	Nick Griffin	LHP	R-So.	6-4	195	L/L	Monticello, Ark. / Monticello HS
35	Jordan Huskey	LHP	Fr.	5-10	185	L/L	Quitman, Ark. / Greenbrier HS
36	Parker Coil	LHP	Fr.	6-3	200	R/L	Edmond, Okla. / Edmond Memorial HS
37	Jake Faherty	RHP	So.	6-3	190	R/R	Georgetown, Ky. / Great Crossing HS
38	Sean Fitzpatrick	LHP	Fr.	6-0	165	L/L	Spring, Texas / Concordia Lutheran HS
39	Hunter Hollan	LHP	Jr.	6-5	200	L/L	Hallsville, Texas / Spring Hill HS / San Jacinto College
40	Ben Bybee	RHP	Fr.	6-6	235	R/R	Overland Park, Kan. / Blue Valley Southwest HS
41	Will McEntire	RHP	R-Jr.	6-4	240	L/R	Bryant, Ark. / Bryant HS
43	Cal Kilgore	C	So.	6-1	185	R/R	Overland Park, Kan. / Blue Valley Southwest HS / New Mexico State
44	Parker Rowland	C	Jr.	6-3	215	S/R	Tulsa, Okla. / Bishop Kelley HS / Arkansas State / Eastern Oklahoma State College
45	Gage Wood	RHP	Fr.	6-0	210	R/R	Batesville, Ark. / Batesville HS
46	Christian Foutch	RHP	Fr.	6-3	220	R/R	Littleton, Colo. / Chatfield HS
48	Cooper Dossett	RHP	Fr.	6-0	190	R/R	Springdale, Ark. / Har-Ber HS
49	Cody Adcock	RHP	Jr.	6-4	210	R/R	Texarkana, Ark. / Arkansas HS / Ole Miss / Crowder College
55	Josh Hyneman	RHP	Fr.	6-4	245	R/R	Jonesboro, Ark. / Jonesboro HS

Coaches & Support Staff

Head Coach:	2 Dave Van Horn, 21st Season (Arkansas, 1988)
Assistant Coach:	30 Nate Thompson, 6th Season (Dallas Baptist, 2006)
Assistant Coach:	47 Matt Hobbs, 5th Season (Missouri, 2002)
Assistant Coach:	7 Bobby Wernes, 3rd Season (Arkansas, 2018)
Director of Operations:	Clay Goodwin, 16th Season (Arkansas, 2005)
Director of Strength & Conditioning:	Hunter Bell, 1st Season (Arkansas-Monticello, 2018)
Director of Video & Scouting:	Zach Barr, 6th Season (Arkansas, 2017)
Director of Analytics:	DJ Baxendale, 4th Season (Arkansas, 2019)
Athletic Trainer:	Corey Wood, 12th Season (East Carolina, 2008)
Equipment Manager:	Mark Taylor, 33rd Season (Ouachita Baptist, 1988)
Graduate Managers:	Cullen Smith
Student Managers:	Connor Carson, Bryson Halford, Owen Hoover, Josh Langham, John McElroy, Matthew Schluterman, Matt Wheeler
Sports Information Director:	Oliver Grigg, 3rd Season (Tulane, 2017)
Academics Director:	Jonathan Burgess, 2nd Season (Central Arkansas, 2015)
Sports Nutritionist:	Lauren Lyons, 5th Season (Saint Louis, 2017)
Sport Administrator:	Kevin Trainor, 13th Season (Arkansas, 1994)
Administrative Assistant:	Kelly Moore, 20th Season (Arkansas, 2004)

Pronunciation Guide

Jace Bohrofen	bore-fin
Cooper Dossett	daw-sit
Koty Frank	cody
Mason Neville	nuh-ville
Brady Slavens	slay-vins
Brady Tygart	ty-gert
Jared Wegner	wagner
Bobby Wernes	wer-niss

Team Captains

Jace Bohrofen	Jr. / OF
Zack Morris	Sr. / LHP
Peyton Stovall	So. / INF



THE STARTERS

#44 PARKER ROWLAND **C** **JR.** **.202/.284/.298**

Transfer from Eastern Oklahoma State College ... Has played in 25 games with 23 starts ... Two home runs and 13 RBI on the year ... Made his Razorback debut vs. #15 TCU (Feb. 18) and earned his first start vs. #9 Oklahoma State (Feb. 19) in the College Baseball Showdown ... In 2022 at EOSC, slashed .408/.509/.668 with 12 homers and 78 RBI ... Began his career at Arkansas State (2019-20).

#17 BRADY SLAVENS **1B** **SR.** **.277/.341/.479**

Has played in 33 games with 31 starts ... First among all active SEC hitters in career RBI (173) ... Team leader in doubles (10) this season ... Hit his first home run of the year against Wright State (March 4) ... In 2022, slashed .255/.332/.523 with a team-leading 16 homers and 58 RBI ... Recorded 17 multi-hit games, including two three-hit efforts and a two four-hit games ... Had 15 multiple RBI games, including seven three-RBI games, one four-RBI game and one six-RBI game ... Hit the longest recorded home run in a College World Series game at Charles Schwab Field, crushing a 436-foot homer vs. Ole Miss.

#2 PEYTON STOVALL **2B** **SO.** **.275/.352/.417**

One of the Razorbacks' three team captains ... Has started all 31 games played in ... Four home runs and 25 RBI on the year ... Hit his first homer of the season against Illinois State (March 1) ... In 2022, played in 52 games with 51 starts as a true freshman ... Slashed .295/.373/.425 with six homers and 31 RBI ... Had 59 hits, including eight doubles ... 18 multi-hit games and 10 multiple RBI games ... First player with five hits in a College World Series game since UNC's Dustin Ackley (2009).

#6 CALEB CALI **3B** **R-JR.** **.250/.374/.487**

Transfer from College of Central Florida (2022) ... Also played at Florida State (2020) and Hillsborough CC (2021) ... Has played in 25 games with 20 starts ... Five homers and 18 RBI on the year ... Made his debut in the season opener against Texas (Feb. 17) ... Recorded his first hit as a Hog on a homer against Illinois State (March 1) ... In 2022, named an NJCAA All-American after slashing .438/.533/.826 with 17 homers and 77 RBI ... FCSAA Player of the Year and All-Mid-Florida Conference Player of the Year.

#9 JOHN BOLTON **SS** **GRAD.** **.185/.325/.217**

Graduate transfer from Austin Peay ... Has started all 31 games played in ... Owns a season-long 18-game reached base streak ... Made his Razorback debut in the season opener vs. Texas (Feb. 17) in the College Baseball Showdown, going 2-for-4 with a double and an RBI ... Drove in a season-high two runs vs. #9 Oklahoma State (Feb. 19) in the College Baseball Showdown.

#11 JARED WEGNER **LF** **GRAD.** **.351/.486/.739**

Graduate transfer from Creighton ... Has played in 33 games with 32 starts ... Team leader in triples (2), home runs (12), RBI (44) and walks (27) ... Hit his first homer as a Hog vs. #15 TCU (Feb. 18) ... Went 2-for-4 with a triple, homer and season-high five RBI vs. #9 Oklahoma State (Feb. 19) ... Named SEC Player of the Week (Feb. 20), after slashing .545/.643/1.365 with two homers and eight RBI during the season-opening weekend ... Matched a single-game program record with five walks against Louisiana Tech (March 12) ... Named a midseason All-American by DiBaseball.

#8 TAVIAN JOSENERGER **CF** **JR.** **.333/.444/.561**

Transfer from Kansas ... Has played in 35 games with 34 starts ... Arkansas' leadoff hitter ... Team leader in stolen bases (9) ... Made his Razorback debut in the season opener vs. Texas (Feb. 17) in the College Baseball Showdown ... Has 15 multi-hit games and eight multi-RBI games this year, including a two-RBI effort vs. #9 Oklahoma State (Feb. 19) in the College Baseball Showdown ... In 2022 at Kansas, started 52 games at second base and slashed .276/.357/.386 with 13 doubles, two triples, two homers, 23 RBI and 11 stolen bases ... Led the team in runs (43) ... 23-game on-base streak was the longest by a Jayhawk.

#9 JACE BOHROFEN **RF** **JR.** **.402/.533/.750**

One of the Hogs' three team captains ... Has started all 35 games played in ... 10 homers and 32 RBI ... Team leader in batting average (.402), on-base percentage (.533) and slugging (.750) ... Team leader in total bases (84) ... Homered in four consecutive games twice: vs. Wright State (March 5), vs. Army (March 7), vs. Louisiana Tech (March 10-11) & vs. Little Rock (April 11-12), vs. #16 Tennessee (April 14-15).

#5 KENDALL DIGGS **DH** **SO.** **.343/.486/.657**

Has played in 33 games with 32 starts ... Razorbacks' primary designated hitter ... Team-leading 27-game reached base streak ... Third on the Hogs in homers (8), including three three-run homers ... Hit a walk-off homer against EIU (Feb. 25), driving in a season-high four RBI ... Swatted a grand slam on the road in the Hogs' series-opening win at #1 LSU (March 24) ... For his career, has mashed 11 home runs, including six three-run homers.

THE BENCH

#1 HAROLD COLL **INF** **JR.**

Transfer from San Jacinto College ... Has played in 20 games with 12 starts ... Two homers and 15 RBI this year ... Made his debut vs. #15 TCU (Feb. 18) in the College Baseball Showdown ... Went 3-for-5 with two doubles, a home run, four RBI and a stolen base against UNLV (March 14) ... In 2022 at San Jac, slashed .357/.433/.604 with 10 homers, 65 RBI and 15 stolen bases ... Hit for the cycle vs. Wabash Valley in the JUCO World Series, including a single, two doubles, a triple and homer.

#13 JAYSON JONES **INF** **FR.**

Attended Braswell High School in Aubrey, Texas ... Has played in 13 games with nine starts ... Two homers and six RBI this year ... Made his debut vs. #15 TCU (Feb. 18) in the College Baseball Showdown, hitting a solo homer in his second career at-bat for his first collegiate hit ... Three three-walk games this season ... Ranked by Perfect Game as the No. 5 overall prospect and the No. 2 shortstop in the class of 2022 ... No. 1 overall prospect and No. 1 shortstop in Texas by Perfect Game ... No. 1 overall prospect and No. 1 shortstop in Texas by PBR.

#15 BEN McLAUGHLIN **INF** **JR.**

Transfer from Hutchinson CC ... Has played in eight games with four starts ... Made his Razorback debut vs. #9 Oklahoma State (Feb. 19) in the College Baseball Showdown ... NJCAA ABCA/Rawlings Gold Glove Award winner at third base and NJCAA All-American in 2022 ... Slashed .411/.511/.804 with 19 home runs and 83 RBI ... Defensively, committed only three errors in 221 total chances (.986 fielding percentage).

#16 HUDSON POLK **C** **JR.**

Transfer from Oklahoma ... Has played in 16 games with 13 starts ... Made his Razorback debut in the season opener vs. Texas (Feb. 17) in the College Baseball Showdown ... Hit his first home run as a Hog vs. #15 TCU (Feb. 18) in the College Baseball Showdown ... In 2022 at Oklahoma, played in 12 games with six starts at catcher ... Slashed .313/.522/.563 (5-for-16) with five RBI, two doubles and a triple.

#18 REESE ROBINETT **INF** **FR.**

Attended Kennett High School in Kennett, Mo. ... Has played in 12 games with five starts ... Made his debut vs. #9 Oklahoma State (Feb. 19) in the College Baseball Showdown ... Collected his first two RBI as a Razorback against UNLV (March 14) ... Hit his first collegiate home run against SEMO (March 21) ... Launched a pinch-hit go-ahead three-run homer at #1 LSU (March 24) in the Hogs' series-opening win ... Ranked by Perfect Game as a top-500 overall prospect and the No. 35 third baseman in the class of 2022 ... No. 4 overall prospect and No. 2 third baseman in Missouri by PG ... No. 2 overall prospect and No. 1 third baseman in Missouri by PBR.

#21 HUNTER GRIMES **INF/OF** **R-JR.**

Transfer from McLennan CC ... Has played in eight games with three starts ... Made his debut vs. #9 Oklahoma State (Feb. 19) in the College Baseball Showdown ... 3-for-3 with a walk as a pinch hitter this season ... Slashed .366/.427/.749 with 17 homers and 66 RBI in 2022, earning All-NJJCAC honors ... Started at UTSA (2019-21), where he was a two-way player ... In 2019, slashed .303/.343/.515 with four homers and nine RBI.

#24 PEYTON HOLT **INF** **JR.**

Transfer from Crowder College ... Has played in 14 games with five starts ... One homer and seven RBI ... Made his debut vs. #9 Oklahoma State (Feb. 19) in the College Baseball Showdown ... Hit his first homer against LA Tech (March 11).

#26 MASON NEVILLE **OF** **FR.**

Selected by the Cincinnati Reds in the 18th round (No. 543 overall) of the 2022 MLB Draft ... Has played in 11 games with three starts ... Collected his first collegiate hit vs. #9 Oklahoma State (Feb. 19) in the College Baseball Showdown ... Attended Basic High School in Henderson, Nev. ... No. 3 overall prospect and No. 2 outfielder in the state of Nevada by Perfect Game ... Ranked by Prep Baseball Report as the No. 50 overall prospect and the No. 11 outfielder in the country ... No. 3 overall prospect and No. 2 outfielder in Nevada by PBR.

ON THE MOUND

TUESDAY



#49 RHP CODY ADCOCK

JR.

3-1, 6.37 ERA, 29.2 IP, 11 BB, 28 SO

Last Start: April 11, vs. Little Rock, 4.0 IP, 5 H, 2 R, 2 ER, 3 BB, 1 SO

Transfer from Crowder College, who began his collegiate career at Ole Miss ... Team-high 15 appearances, including three starts, on the mound this season ... Has racked up 28 strikeouts and one save over 29.2 innings of work ... First start as a Razorback came against Auburn (March 19), spinning six scoreless innings with six strikeouts ... In 2022 at Crowder, made 14 starts on the mound, posting a 4-2 record with a 6.58 ERA and 81 strikeouts in 67.0 innings ... In 2021 at Ole Miss, made 14 appearances with two starts on the mound for the Rebels, posting a 6.41 ERA with 24 strikeouts in 19.2 innings of work ... Made his first collegiate start against Arkansas State (May 4), punching out one while allowing a run on three hits and a walk in two innings ... Started against Arkansas in the SEC Tournament (May 29), striking out a pair while limiting the Razorbacks to two runs on five hits and two walks in a season-long appearance of 4.1 innings ... Native of Texarkana, Ark. ... Ranked by Prep Baseball Report as the No. 171 overall prospect and the No. 59 right-handed pitcher in the class of 2020 ... Top-500 overall prospect and No. 171 right-handed pitcher by Perfect Game ... Ranked by Perfect Game as the No. 11 overall prospect and the No. 3 right-handed pitcher in the state of Arkansas.

PITCHER BREAKDOWN

	W-L-S	ERA	IP	H	R	ER	BB	SO
Starters	18-3-0	4.27	156.0	151	80	74	72	152
Relievers	11-4-11	5.38	155.2	172	106	93	74	164

THE HOG PEN

Pitcher	Last App.	IP	H	R	ER	BB	SO	HR	RI/S	---- Season Totals ----		
										RI/S	SV	Ret./1BF (BB)
Cody Adcock	4/7 (OM)	1.0	2	3	3	1	1	1	1/1	11/2	1	7/12 (1)
Ben Bybee	3/25 (LSU)	2.0	1	0	0	1	1	0	1/0	6/3	0	1/3 (0)
Dylan Carter	4/16 (TENN)	4.2	6	0	0	1	3	0	2/2	13/5	2	12/14 (0)
Parker Coil	4/12 (LR)	1.0	0	0	0	1	2	0	0/0	5/5	0	2/5 (1)
Cooper Dossett	2/26 (EIU)	1.0	0	0	0	1	1	0	0/0	0/0	0	1/2 (0)
Jake Faherty	3/4 (WSU)	0.2	0	3	3	3	1	0	0/0	0/0	0	0/1 (1)
Sean Fitzpatrick	4/11 (LR)	2.0	2	0	0	2	3	0	2/1	3/2	0	0/2 (0)
Christian Foutch	4/16 (TENN)	1.0	0	0	0	0	1	0	2/0	4/1	0	5/6 (0)
Koty Frank	3/5 (WSU)	0.1	0	0	0	0	0	0	0/0	7/1	0	5/6 (0)
Austin Ledbetter	4/12 (LR)	2.1	3	3	0	2	3	0	0/0	6/1	0	7/10 (1)
Will McEntire	2/21 (GRAM)	0.2	4	1	1	1	0	0	1/1	1/1	0	0/1 (0)
Ben McLaughlin	4/11 (LR)	1.0	4	3	3	1	2	0	0/0	0/0	0	1/2 (1)
Zack Morris	4/12 (LR)	1.1	1	1	1	3	1	0	2/0	5/2	2	5/8 (1)
Hagen Smith	4/14 (TENN)	3.0	1	0	0	0	7	0	0/0	3/0	2	5/5 (0)
Brady Tygart	3/1 (ISU)	1.2	2	4	3	1	2	2	0/0	2/0	1	3/4 (0)
Gage Wood	4/15 (TENN)	3.0	1	1	1	2	6	0	0/0	13/7	3	8/14 (2)
TEAM TOTALS										79/30	11	62/95 (8)

Bulpen Notes: All 11 of Arkansas' saves this season are of the multi-inning variety ... RHP Gage Wood (3), RHP Dylan Carter (2), LHP Zack Morris (2), LHP Hagen Smith (2), RHP Cody Adcock (1) and RHP Brady Tygart (1) have each recorded multi-inning saves ... Wood, the Razorbacks' leader in saves (3), has recorded three multi-inning saves this season, all of which have come in SEC play ... He earned his first career save against Alabama (April 2), his second at Ole Miss (April 8) and his most recent against #16 Tennessee (April 15) ... Tygart recorded his ninth career save in the season opener against Texas (Feb. 17) in the College Baseball Showdown ... Of Tygart's nine career saves, seven are of the multi-inning variety, including his five-out save against the Longhorns on Opening Day ... Adcock earned his first career save against Wright State (March 5) ... Carter has carded two saves, both of which are of the multi-inning variety ... He recorded his first career save against Louisiana Tech (March 10) before picking up his second save against Auburn (March 18) with three scoreless innings in relief ... Both of Morris' saves this season are also of the multi-inning variety ... He struck out a pair of batters in a multi-inning save against UNLV (March 15) before punching out a career-high five in a three-inning save against SEMO (March 21) ... Smith has recorded a pair of three-inning saves this season, thanks to shutdown appearances against Auburn (March 17) and #16 Tennessee (April 14).



Austin Ledbetter has made 10 appearances in relief this season, striking out 17 over 20.1 innings of work. The righty has allowed only one of his six inherited runners to score.



Zack Morris, one of the Hogs' three team captains, is tied for second on the Hogs in saves (2). The veteran left-hander has struck out 13 batters over 14.0 innings in relief this season.



Brady Tygart, a preseason All-American, was the Hogs' closer as a true freshman, tallying a team-leading eight saves. The right-hander is out until mid-April with a sprained UCL.



||| SEASON BESTS

TEAM GAME HIGHS

Team Batting

At-bats:	44	vs. Illinois State (March 1)
Runs scored:	21	vs. Little Rock (April 11)
Hits:	15	at Ole Miss [DH-1] (April 7)
RBI:	20	vs. Little Rock (April 11)
Doubles:	4	vs. Eastern Illinois (Feb. 25)
	4	vs. Illinois State (March 1)
	4	vs. UNLV (March 14)
Triples:	2	vs. #16 Tennessee (April 16)
Home runs:	4	vs. #15 TCU (Feb. 18 at Arlington, Texas)
	4	vs. Illinois State (March 1)
	4	vs. Wright State (March 4)
Total bases:	30	vs. Illinois State (March 1)
Walks:	15	vs. Little Rock (April 11)
Strikeouts:	15	at #1 LSU (March 24)
Sac hits:	1	vs. Louisiana Tech (March 10)
	1	vs. Alabama (April 1)
	1	vs. #16 Tennessee (April 15)
Sac flies:	4	vs. Grambling (Feb. 21)
Stolen bases:	5	vs. #16 Tennessee (April 15)
Hit by pitch:	4	vs. #16 Tennessee (April 15)
Caught stealing:	2	vs. Louisiana Tech (March 10)
Runners LOB:	13	vs. Louisiana Tech (March 10)
Hit into DP:	3	vs. Grambling (Feb. 21)
	3	vs. Army (March 7)

Fielding

Putouts:	33	vs. Illinois State (March 1)
Assists:	14	vs. Illinois State (March 1)
Errors:	2	(9 times)
Passed balls:	2	vs. Eastern Illinois (Feb. 26)
DPs turned:	3	at Ole Miss [DH-1] (April 7)

Pitching

Innings pitched:	11.0	vs. Illinois State (March 1)
Runs allowed:	18	vs. #15 TCU (Feb. 18 at Arlington, Texas)
Earned runs:	18	vs. #15 TCU (Feb. 18 at Arlington, Texas)
Walks allowed:	11	vs. #15 TCU (Feb. 18 at Arlington, Texas)
Strikeouts:	15	at #1 LSU (March 24)
Hits allowed:	22	vs. Alabama (March 31)
Doubles allowed:	3	(4 times)
Triples allowed:	1	(4 times)
Homers allowed:	4	at #1 LSU [DH-2] (March 25)
	4	vs. Alabama (March 31)
Wild pitches:	4	vs. #16 Tennessee (April 15)
Hit batters:	3	vs. #15 TCU (Feb. 18 at Arlington, Texas)
	3	vs. Louisiana Tech (March 12)

INDIVIDUAL GAME HIGHS

Individual Batting

At-bats:	6	Peyton Stovall vs. Illinois State (March 1)
	6	Brady Slavens vs. Louisiana Tech (March 12)
Runs scored:	4	Peyton Holt vs. Little Rock (April 11)
Hits:	3	(14 times)
RBI:	5	Jared Wegner vs. #9 Oklahoma State (Feb. 19 at Arlington, Texas)
	5	Brady Slavens at Ole Miss [DH-1] (April 7)
Doubles:	2	(6 times)
Triples:	1	(8 times)
Home runs:	1	(60 times)
Total bases:	8	Kendall Diggs vs. Illinois State (March 1)
	8	Harold Coll vs. UNLV (March 14)
Walks:	5	Jared Wegner vs. Louisiana Tech (March 12)
Strikeouts:	4	Caleb Cali vs. Texas (Feb. 17 at Arlington, Texas)
Sac hits:	1	Parker Rowland vs. Louisiana Tech (March 10)
	1	John Bolton vs. Alabama (April 1)
	1	Tavian Josenberger vs. #16 Tennessee (April 15)
Sac flies:	1	(20 times)
Stolen bases:	2	(4 times)
Hit by pitch:	2	Jace Bohrofen vs. Auburn (March 19)
	2	Hudson Polk vs. Little Rock (April 11)
Caught stealing:	1	(11 times)
Runners LOB:	5	Caleb Cali vs. Texas (Feb. 17 at Arlington, Texas)
	5	Jace Bohrofen vs. Louisiana Tech (March 12)
	5	Tavian Josenberger at Ole Miss [DH-2] (April 7)

Fielding

Putouts:	14	(5 times)
Assists:	7	John Bolton vs. Illinois State (March 1)
Errors:	2	John Bolton vs. Illinois State (March 1)
Passed balls:	2	Hudson Polk vs. Eastern Illinois (Feb. 26)

Pitching

Innings pitched:	9.0	Will McEntire vs. Louisiana Tech (March 11)
Runs allowed:	7	Will McEntire at #1 LSU [DH-1] (March 25)
	7	Hunter Hollan vs. Alabama (March 31)
Earned runs:	7	Will McEntire at #1 LSU [DH-1] (March 25)
	7	Hunter Hollan vs. Alabama (March 31)
Walks allowed:	5	Hagen Smith vs. Wright State (March 3)
Strikeouts:	8	Hagen Smith vs. Texas (Feb. 17 at Arlington, Texas)
	8	Hagen Smith at #1 LSU (March 24)
Hits allowed:	10	Hunter Hollan vs. Alabama (March 31)
Doubles allowed:	3	Will McEntire at #1 LSU [DH-1] (March 25)
	3	Will McEntire vs. Alabama (April 1)
Triples allowed:	1	(4 times)
Homers allowed:	3	Will McEntire at #1 LSU [DH-1] (March 25)
	3	Hunter Hollan vs. Alabama (March 31)
Wild pitches:	4	Gage Wood vs. #16 Tennessee (April 15)
Hit batters:	3	Hunter Hollan vs. Louisiana Tech (March 12)

THE LAST TIME AN ARKANSAS PLAYER...

4 hits in a game.....	Michael Turner vs. #2 Stanford (College World Series), June 18, 2022
5 hits in a game.....	Peyton Stovall vs. #25 Auburn (College World Series), June 21, 2022
6 hits in a game.....	Jeremy Jackson vs. Northeastern (Okla.), April 16, 1997
2 hits in an inning.....	Harold Coll vs. SEMO, March 21, 2023
2 doubles in an inning.....	Harold Coll vs. SEMO, March 21, 2023
2 doubles in a game.....	Tavian Josenberger vs. Alabama, April 1, 2023
3 doubles in a game.....	Trevor Ezell vs. TCU (NCAA Regional), June 1, 2019
4 doubles in a game.....	Rodney Nye vs. Louisiana Tech, March 31, 1998
Led off a game with a triple.....	Braydon Webb vs. #2 Stanford (College World Series), June 18, 2022
2 triples in a game.....	Jax Biggers vs. Auburn (SEC Tournament), May 25, 2017
Led off a game with a home run.....	Matt Goodheart vs. #19 Nebraska (NCAA Regional), June 5, 2021
2 home runs in a game.....	Robert Moore at #6 Oklahoma State (NCAA Regional), June 4, 2022
3 home runs in a game.....	Chad Spanberger vs. Auburn (SEC Tournament), May 26, 2017
Grand slam.....	Kendall Diggs at #1 LSU, March 24, 2023
Grand slam in consecutive games.....	Cayden Wallace vs. UIC, March 12-13, 2022
HR in consecutive at-bats.....	Brady Slavens at Texas A&M, April 23, 2022
HR in 2 straight games.....	Jace Bohrofen vs. #16 Tennessee, April 14-15, 2023
HR in 3 straight games.....	Jace Bohrofen vs. Little Rock & #16 Tennessee, April 12-15, 2023
HR in 4 straight games.....	Jace Bohrofen vs. Little Rock & #16 Tennessee, April 11-15, 2023
HR in 5 straight games.....	Aaron Murphree vs. OSU, South Dakota State & Siena, March 2-8, 2008
HR in 6 straight games.....	Aaron Murphree vs. OSU, South Dakota State & Siena, March 2-9, 2008
Pinch-hit home run.....	Reese Robinett at #1 LSU, March 24, 2023
Pinch-hit home run in an SEC game.....	Reese Robinett at #1 LSU, March 24, 2023
Pinch-hit home run in an NCAA Tournament game.....	Charlie Welch vs. #19 Nebraska (NCAA Regional), June 7, 2021
Inside-the-park home run.....	Casey Martin vs. Kentucky, May 3, 2019
Back-to-back home runs.....	Brady Slavens & Peyton Stovall vs. Wright State, March 3, 2023
Back-to-back-to-back home runs.....	Peyton Stovall, Kendall Diggs & Caleb Cali vs. Illinois State, March 1, 2023
Walk-off home run (non-run rule).....	Kendall Diggs vs. Ole Miss, April 30, 2022
Walk-off home run in an SEC game.....	Kendall Diggs vs. Ole Miss, April 30, 2022
Hit a home run from both sides of the plate in a game.....	Dylan Leach vs. UCA, April 5, 2022
Hit for the cycle.....	Dylan Leach vs. UCA, April 5, 2022
4 runs in a game.....	Peyton Holt vs. Little Rock, April 11, 2023
5 runs in a game.....	Robert Moore vs. #16 NC State (NCAA Super Regional), June 11, 2021
6 runs in a game.....	Trevor Ezell vs. Grambling, April 30, 2019
4 RBI in a game.....	Brady Slavens vs. #16 Tennessee, April 16, 2023
5 RBI in a game.....	Brady Slavens at Ole Miss [DH-1], April 7, 2023
6 RBI in a game.....	Brady Slavens vs. UAPB [DH-1], April 12, 2022
7 RBI in a game.....	Chad Spanberger vs. Auburn (SEC Tournament), May 25, 2017
8 RBI in a game.....	Rodney Nye vs. ORU, April 14, 1999
9 RBI in a game.....	Ryan Lundquist vs. Central Missouri St., March 4, 1997
2 walks in an inning.....	Hunter Grimes vs. Little Rock, April 11, 2023
5 walks in a game.....	Jared Wegner vs. Louisiana Tech, March 12, 2023
2 stolen bases in a game.....	Jace Bohrofen vs. #16 Tennessee, April 15, 2023
3 stolen bases in a game.....	Andrew Benintendi vs. Stephen F. Austin, April 15, 2015
4 stolen bases in a game.....	Logan Forsythe vs. Ole Miss, May 19, 2007
Stole home.....	Bobby Wernes vs. Ole Miss, March 28, 2015
2 errors in a game.....	John Bolton vs. Illinois State, March 1, 2023
3 errors in a game.....	Bobby Wernes at LSU, April 12, 2014
4 errors in a game.....	Chris Shaddy vs. TCU, April 27, 1980
9-inning no-hitter.....	Scott Roehl vs. Kansas St., March 20, 2001
9-inning combined no-hitter.....	Nick Schmidt (6.0 IP), Brian McLelland (1.0 IP), Devin Collis (2.0 IP) vs. Oklahoma State, February 12, 2006
7-inning combined no-hitter.....	D. Taccolini (2.0 IP), M. Cronin (3.0 IP), J. Alberius (2.0 IP) vs. Auburn (SEC Tournament), May 25, 2017
1-hitter.....	Trevor Stephan (7.0 IP) at Tennessee, May 6, 2017
9-inning combined 1-hitter.....	P. Wicklander (5.0 IP), K. Ramage (1.0 IP), J. Kostyshock (1.0 IP), K. Kopps (1.0 IP), M. Cronin (1.0 IP) vs. Western Illinois, March 12, 2019
7-inning combined 1-hitter.....	Kole Ramage (3.0 IP), Elijah Trest (2.0 IP), Issac Bracken (2.0 IP) vs. UAPB [DH-1], April 12, 2022
2-hitter.....	Kacey Murphy vs. Florida (SEC Tournament), May 27, 2017
2-hitter combined.....	Connor Noland (6.0 IP), Evan Taylor (2.0 IP) at Texas A&M, April 22, 2022
3-hitter.....	Will McEntire (9.0 IP) vs. Louisiana Tech, March 11, 2023
3-hitter combined.....	Ben Bybee (2.0 IP), Gage Woof (2.0 IP), Ben McLaughlin (1.0 IP), Christian Foutch (1.0 IP), Parker Coil (1.0 IP) vs. Omaha, March 28, 2023
7-inning complete game.....	Kacey Murphy vs. Florida (SEC Tournament), May 27, 2017
9-inning complete game.....	Will McEntire vs. Louisiana Tech, March 11, 2023
10-inning complete game.....	Dominic Taccolini at #12 Kentucky, April 22, 2016
Complete-game shutout.....	Kacey Murphy vs. Florida (SEC Tournament), May 27, 2017
10-inning or more start.....	Dominic Taccolini at #12 Kentucky (10 innings), April 22, 2016
Had 10 strikeouts.....	Connor Noland vs. Indiana, Feb. 25, 2022
Had 11 strikeouts.....	Connor Noland vs. UIC [DH-1], March 10, 2022
Had 12 strikeouts.....	Trevor Stephan vs. Oral Roberts (NCAA Regional), June 2, 2017
Had 13 strikeouts.....	Isaiah Campbell vs. Stony Brook, March 1, 2019
Had 14 strikeouts.....	David Walling vs. South Carolina, May 16, 1999
Had 15 strikeouts.....	Nick Schmidt vs. Auburn, May 18, 2006
Had 16 strikeouts.....	David Walling vs. Eastern Illinois, Feb. 20, 1998
Had 17 strikeouts.....	Jess Todd vs. South Carolina (SEC Tournament), May 24, 2007

THE LAST TIME AN ARKANSAS TEAM...

Scored 10 runs	vs. Illinois State, March 1, 2023
Scored 11 runs	at Ole Miss [DH-1], April 7, 2023
Scored 12 runs	vs. SEMO, March 21, 2023
Scored 13 runs	vs. UNLV, March 14, 2023
Scored 14 runs	vs. Grambling, March 15, 2022
Scored 15 runs	vs. Louisiana Tech, March 12, 2023
Scored 16 runs	vs. Omaha, March 28, 2023
Scored 17 runs	vs. #2 Stanford (College World Series), June 18, 2022
Scored 18 runs	vs. #9 Oklahoma State, Feb. 19, 2023
Scored 19 runs	vs. Northwestern State, April 23, 2019
Scored 20 runs	at #6 Oklahoma State (NCAA Regional), June 4, 2022
Scored 21 runs	vs. Little Rock, April 11, 2023
Scored 22 runs	vs. Louisiana Tech, Feb. 14, 2004
Scored 23 runs	Never
Scored 24 runs	Missouri Southern, Feb. 11, 1998
Scored 25 runs	Missouri Southern, Feb. 4, 2001
Scored 26 runs	vs. UA Pine Bluff, April 14, 2021
Scored 27 runs	Never
Scored 28 runs	vs. Wisconsin-Milwaukee (2), Feb. 18, 2007
Scored 29 runs	Morningside, April 6, 1968
Scored 30 runs	at South Carolina, March 30, 1997
Scored 32 runs	32 vs. Bucknell, Feb. 17, 2018
Scored 33 runs	33 vs. Southwest Baptist, March 21, 1984
Had 12 hits	at #11 North Carolina (NCAA Super Regional), June 12, 2022
Had 13 hits	vs. Little Rock, April 11, 2023
Had 14 hits	vs. Omaha, March 28, 2023
Had 15 hits	at Ole Miss [DH-1], April 7, 2023
Had 16 hits	vs. #25 Auburn (College World Series), June 21, 2022
Had 17 hits	vs. #16 NC State (NCAA Super Regional), June 11, 2021
Had 18 hits	vs. South Alabama, March 7, 2020
Had 19 hits	vs. UCA, April 5, 2022
Had 20 hits	vs. Dayton, Feb. 28, 2018
Had 21 hits	vs. #2 Stanford (College World Series), June 18, 2022
Had 22 hits	at #6 Vanderbilt, April 14, 2019
Had 23 hits	Centenary, March 31, 1999
Had 24 hits	Georgia, March 17, 2001
Had 25 hits	at Centenary, March 23, 2005
Had 26-29 hits	28 at South Carolina, March 30, 1997
Had 30 hits	vs. Saint Louis, April 7, 2010
Had 31+ hits	32 vs. Southwest Baptist, March 21, 1984
Hit four home runs in a game	4 - Caleb Cali (1), Brady Slavens (1), Peyton Stovall (1), Jared Wegner (1) vs. Wright State, March 3, 2023
Hit five home runs in a game	5 - Jalen Battles (1), Christian Franklin (1), Cullen Smith (1), Cayden Wallace (1), Braydon Webb (1) vs. NJIT (NCAA Regional), June 4, 2021
Hit six home runs in a game	6 - Luke Bonfield (1), Dominic Fletcher (1), Jared Gates (1), Grant Koch (1), Casey Martin (1), Carson Shaddy (1) vs. Bucknell, Feb. 17, 2018
Hit seven home runs in a game	7 - Robert Moore (2), Jalen Battles (1), Chris Lanzilli (1), Brady Slavens (1), Michael Turner (1), Cayden Wallace (1) vs. UCA, April 5, 2022
Hit eight or more home runs in a game	8 - Matt Goodheart (2), Brady Slavens (2), Cullen Smith (2), Charlie Welch (2) vs. UAPB, April 14, 2021
Hit a grand slam in three consecutive games	vs. UIC, March 12-13, 2022, vs. Grambling, March 15, 2022
3 errors in a game	at Texas A&M, April 24, 2022
4 errors in a game	vs. UA Pine Bluff, April 14, 2021
5 errors in a game	vs. South Carolina (SEC Tournament), May 23, 2018
6 errors in a game	vs. Eastern Illinois, March 5, 2016
7 errors in a game	vs. LA Tech, March 20, 2001
Threw back-to-back shutouts	vs. UAPB (15-0, 6-0), April 12, 2022
Most consecutive shutouts thrown	4, vs. Wisconsin, March 15-16, 1980
Was shutout	vs. Ole Miss (College World Series), June 23, 2022
Was shutout in back-to-back games	vs. LSU (7-0, 6-0), April 23-24, 2005
Held to 1 hit	vs. Missouri State, May 17, 2016
Held to 2 hits	vs. #24 Vanderbilt, May 15, 2022
Held to 3 hits	vs. Alabama, March 31, 2023
Did not strikeout	vs. Eastern Illinois, Feb. 16, 2019
Swept an SEC home weekend series	vs. #16 Tennessee, April 14-16, 2023
Swept an SEC road weekend series	at #2 Mississippi State, March 26-28, 2021
Was swept in an SEC home weekend series	vs. Alabama, May 13-15, 2016
Was swept in an SEC road weekend series	at Mississippi State, April 20-21, 2018
Swept a non-conference home weekend series	vs. Louisiana Tech, March 10-12, 2023
Swept a non-conference road weekend series	at Northwestern State, Feb. 16-18, 1996
Was swept in a non-conference home weekend series	vs. Long Beach State, Feb. 25-27, 2000
Was swept in a non-conference road weekend series	at UNLV, March 19-21, 1994
Won an SEC home weekend series	vs. #16 Tennessee, April 14-16, 2023
Won an SEC road weekend series	at Ole Miss, April 7-8, 2023
Lost an SEC home weekend series	vs. #24 Vanderbilt, May 13-15, 2022
Lost an SEC road weekend series	at #1 LSU, March 24-25, 2023
Won a non-conference home weekend series	vs. Louisiana Tech, March 10-12, 2023
Won a non-conference road weekend series	at Louisiana Tech, March 12-14, 2021
Lost a non-conference home weekend series	vs. South Alabama, Feb. 28-March 1, 2014
Lost a non-conference road weekend series	at Texas A&M, Feb. 27-29, 2004
Lost a midweek game	vs. Little Rock, April 12, 2023
Shut out an opponent at home	vs. Auburn, March 17-19, 2023
Shut out an opponent on the road	at #15 Auburn (8-0), April 6, 2019
Shut out an SEC opponent at home	vs. Auburn, March 17-19, 2023
Shut out an SEC opponent on the road	at #15 Auburn (8-0), April 6, 2019
Shut out by an SEC opponent at home	vs. #24 Vanderbilt (5-0), May 15, 2022

RECORD RUNDOWN

Overall.....	29-7
vs. top-5 teams.....	1-2
vs. top-10 teams.....	2-2
vs. top-25 teams.....	5-3
vs. unranked teams.....	24-4
At home.....	24-3
On the road.....	3-3
At neutral sites.....	2-1
In day games.....	23-3
In night games.....	6-4
In extra innings.....	2-0
vs. teams over .500.....	17-7
vs. teams .500 or worse.....	11-0
vs. right-handed starter.....	20-6
vs. left-handed starter.....	9-1
When starter receives decision.....	18-3
When reliever receives decision.....	11-4
When starter goes 5+ innings.....	14-2
When starter goes less than 5 innings.....	15-5
When scoring first.....	17-4
When scoring in 1st inning.....	12-3
When opponent scores first.....	11-3
When leading after 6 innings.....	23-1
When trailing after 6 innings.....	1-6
When tied after 6 innings.....	5-0
When leading after 7 innings.....	22-0
When trailing after 7 innings.....	1-6
When tied after 7 innings.....	1-0
When leading after 8 innings.....	22-0
When trailing after 8 innings.....	0-6
When tied after 8 innings.....	1-0
In one-run games.....	3-0
In two-run games.....	3-0
In five-run or more games.....	17-6
In run-rule games.....	6-1
Weekend series W-L-T.....	7-1
Weekend series sweeps/times swept.....	4/0
When scoring 10+ runs.....	12-0
Shutouts/times shut out.....	1/0
When opponent scores 5 runs or less.....	23-0
When opponent scores 6 runs or more.....	6-7
When collecting 0-3 hits.....	0-2
When collecting 4-6 hits.....	1-2
When collecting 7-9 hits.....	14-3
When collecting 10-12 hits.....	6-0
When collecting 13+ hits.....	8-0
When out-hitting opponent.....	21-0
When out-hit by opponent.....	6-7
When hits are equal.....	2-0
When hitting a home run.....	27-7
When opponent hits a home run.....	19-7
When errorless.....	14-3
When committing one error.....	9-1
When committing 2 errors.....	6-3
When committing 3+ errors.....	0-0
When opponent is errorless.....	6-2
vs. SEC opponents.....	11-4
vs. SEC East opponents.....	3-0
vs. SEC West opponents.....	8-4
vs. non-conf. opponents.....	17-3
In midweek games.....	8-1
In rubber games.....	2-1
Game 1 of weekend series.....	7-1
Game 2 of weekend series.....	6-2
Game 3 of weekend series.....	6-2
Game 4 of weekend series.....	0-0
In February.....	5-2
In March.....	16-3
In April.....	8-2
In May.....	0-0
In June.....	0-0

MULTI-HIT GAMES

Name	2	3	4	5+	Total
Jace Bohrofen	14	2	-	-	16
Tavian Josenberger	14	1	-	-	15
Jared Wegner	9	2	-	-	11
Brady Slavens	9	1	-	-	10
Peyton Stovall	5	4	-	-	9
Kendall Diggs	4	3	-	-	7
Caleb Cali	5	-	-	-	5
John Bolton	3	-	-	-	3
Harold Coll	2	1	-	-	3
Parker Rowland	3	-	-	-	3
Peyton Holt	2	-	-	-	2
Jayson Jones	2	-	-	-	2
Hunter Grimes	1	-	-	-	1
Ben McLaughlin	1	-	-	-	1
Reese Robinett	1	-	-	-	1
TEAM	75	14	0	0	89

CAREER MULTI-HIT GAMES

Name	2019	2020	2021	2022	2023	Total
Brady Slavens	8	-	18	17	10	53
Tavian Josenberger	-	-	14	15	15	44
Jared Wegner	8	2	6	16	11	43
Jace Bohrofen	-	7	-	5	16	28
Peyton Stovall	-	-	-	18	9	27
John Bolton	-	-	5	15	3	23
Kendall Diggs	-	-	-	2	7	9
Cal Kilgore	-	-	-	8	-	8
Hunter Grimes	6	-	-	-	1	7
Caleb Cali	-	-	-	-	5	5
Parker Rowland	-	-	2	-	3	5
Harold Coll	-	-	-	-	3	3
Peyton Holt	-	-	-	-	2	2
Jayson Jones	-	-	-	-	2	2
Ben McLaughlin	-	-	-	-	1	1
Hudson Polk	-	-	-	1	-	1
Reese Robinett	-	-	-	-	1	1

MULTI-RBI GAMES

Name	2	3	4	5+	Total
Jared Wegner	7	6	-	1	14
Jace Bohrofen	8	2	1	-	11
Kendall Diggs	6	2	3	-	11
Tavian Josenberger	7	1	-	-	8
Brady Slavens	4	1	2	1	8
Caleb Cali	6	1	-	-	7
Peyton Stovall	5	1	1	-	7
Harold Coll	1	2	1	-	4
Parker Rowland	3	-	-	-	3
Peyton Holt	2	-	-	-	2
Jayson Jones	2	-	-	-	2
John Bolton	2	-	-	-	2
Reese Robinett	1	1	-	-	2
Ben McLaughlin	1	-	-	-	1
Hunter Grimes	-	1	-	-	1
Hudson Polk	1	-	-	-	1
TEAM	56	18	8	2	84

HITTING STREAKS

Name	Longest	Current
Jared Wegner	14	-
Kendall Diggs	13	-
Jace Bohrofen	8	-
Peyton Stovall	7	1
Brady Slavens	6	1
Tavian Josenberger	6	1
Caleb Cali	5	5
Jayson Jones	4	1
John Bolton	4	1
Ben McLaughlin	4	4
Hunter Grimes	4	-
Harold Coll	3	-
Parker Rowland	3	1
Reese Robinett	3	-
Hudson Polk	2	-
Peyton Holt	2	-
Mason Neville	1	1

REACHED BASE STREAKS

Name	Longest	Current
Kendall Diggs	27	27
John Bolton	18	2
Jared Wegner	18	6
Jace Bohrofen	16	16
Tavian Josenberger	13	13
Brady Slavens	12	2
Peyton Stovall	12	2
Caleb Cali	8	7
Hunter Grimes	8	-
Harold Coll	6	-
Ben McLaughlin	5	5
Parker Rowland	4	1
Jayson Jones	4	2
Hudson Polk	4	2
Reese Robinett	3	-
Peyton Holt	3	-
Mason Neville	1	1

CAREER HOME RUNS

Name	Solo	2R	3R	GS	Total
Brady Slavens	15	10	8	2	35
Jared Wegner	13	10	3	1	27
Jace Bohrofen	8	5	1	-	14
Kendall Diggs	3	1	6	1	11
Tavian Josenberger	5	4	1	-	10
Peyton Stovall	5	5	-	-	10
Caleb Cali	3	2	-	-	5
Hunter Grimes	4	-	-	-	4
Harold Coll	1	1	-	-	2
Jayson Jones	1	1	-	-	2
Hudson Polk	1	1	-	-	2
Reese Robinett	1	-	1	-	2
Parker Rowland	1	1	-	-	2
John Bolton	-	1	-	-	1
Peyton Holt	1	-	-	-	1

HOME RUN BREAKDOWN

Total.....	60
at Baum-Walker Stadium.....	46
on the Road.....	8
Neutral Site.....	6
vs. RHP.....	51
vs. LHP.....	9
w/ 0 Outs.....	19
w/ 1 Out.....	22
w/ 2 Outs.....	19
Solo.....	27
Two-Run.....	22
Three-Run.....	9
Grand Slam.....	2
Leadoff.....	8
Back-To-Back.....	2
Pinch-Hit.....	1
Walk-Off.....	2
Before 7th Inning.....	47
7th Inning and Beyond.....	13
Current Streak of Consecutive Games with HR.....	32
Longest Streak of Consecutive Games with HR.....	32
Opponent HR Total.....	45
Last HR Given Up.....	Solo
Longest Stretch without HR Allowed.....	2
Current Streak of No HR Allowed.....	1

COMEBACKS

defined as any win when trailing after an inning

Date / Opponent	Score (Inn.)	Final
Feb. 21 / Grambling	3-6 (4)	W, 9-7
March 1 / Illinois State	3-5 (5)	W, 10-9 (11)
March 5 / Wright State	0-1 (4)	W, 6-2
March 7 / Army	0-4 (5)	W, 7-5
March 12 / Louisiana Tech	1-3 (2)	W, 15-6
March 14 / UNLV	2-4 (3)	W, 13-7
March 17 / Auburn	0-1 (3)	W, 7-2
April 14 / #16 Tennessee	0-2 (2)	W, 5-2

BLOWN LEADS

defined as any loss when leading after an inning

Date / Opponent	Score (Inn.)	Final
Feb. 26 / EIU	3-1 (5)	L, 12-3
March 25 / at #1 LSU [DH-1]	2-0 (1)	L, 12-2 (7)
April 12 / Little Rock	3-0 (2)	L, 11-4



HOME RUN CHART

No.	Player	Game	Date	Opponent	Pitcher	On Base	Inning	Outs	Count	Score	Final
1	Jared Wegner (1)	2	Feb. 18	vs. #15 TCU	RHP Cam Brown	3	1st	2	2-1	0-3	L, 18-6
2	Hudson Polk (1)	2	Feb. 18	vs. #15 TCU	RHP Cam Brown	0	2nd	1	3-2	3-4	L, 18-6
3	Kendall Diggs (1) *	2	Feb. 18	vs. #15 TCU	RHP Kole Klecker	0	6th	0	3-2	4-10	L, 18-6
4	Jayson Jones (1)	2	Feb. 18	vs. #15 TCU	RHP Justin Hackett	0	9th	2	0-1	5-18	L, 18-6
5	Jared Wegner (2)	3	Feb. 19	vs. #9 Oklahoma State	RHP Evan O'Toole	1	3rd	2	1-2	8-0	W, 18-1 (7)
6	Tavian Josenberger (1)	3	Feb. 19	vs. #9 Oklahoma State	RHP Gabe Davis	0	5th	2	1-2	10-1	W, 18-1 (7)
7	Kendall Diggs (2) !	5	Feb. 24	Eastern Illinois	RHP Tarron Lawson	2	7th	2	1-0	10-2	W, 13-2 (7)
8	Tavian Josenberger (2)	6	Feb. 25	Eastern Illinois	RHP Tyler Conklin	1	2nd	2	3-1	1-0	W, 10-3
9	Jace Bohrofen (1)	7	Feb. 26	Eastern Illinois	RHP Ty Hampton	0	2nd	1	2-1	0-1	L, 12-3
10	Jared Wegner (3)	8	March 1	Illinois State	RHP Thomas Harper	1	1st	1	1-0	0-1	W, 10-9 (11)
11	Peyton Stovall (1) ^	8	March 1	Illinois State	RHP Erik Kubiatawicz	0	7th	1	2-1	5-5	W, 10-9 (11)
12	Kendall Diggs (3) ^	8	March 1	Illinois State	RHP Erik Kubiatawicz	0	7th	1	1-2	6-5	W, 10-9 (11)
13	Caleb Cali (1) ^	8	March 1	Illinois State	RHP Erik Kubiatawicz	0	7th	1	0-1	7-5	W, 10-9 (11)
14	Caleb Cali (2)	9	March 3	Wright State	RHP Jake Shirk	0	2nd	2	2-0	0-0	W, 12-2 (8)
15	Brady Slavens (1) ^	9	March 3	Wright State	RHP Jake Shirk	2	3rd	2	0-1	1-0	W, 12-2 (8)
16	Peyton Stovall (2) ^	9	March 3	Wright State	RHP Jake Shirk	0	3rd	2	1-2	4-0	W, 12-2 (8)
17	Jared Wegner (4) !	9	March 3	Wright State	RHP Garret Simpson	0	8th	2	2-0	11-2	W, 12-2 (8)
18	Peyton Stovall (3)	10	March 4	Wright State	LHP Sebastian Gongora	0	1st	1	1-1	0-0	W, 12-6
19	Jared Wegner (5)	10	March 4	Wright State	LHP Garrett Peters	1	3rd	0	0-0	7-1	W, 12-6
20	Jayson Jones (2)	10	March 4	Wright State	RHP Ben Vore	1	6th	0	0-0	9-3	W, 12-6
21	Jace Bohrofen (2)	11	March 5	Wright State	RHP Luke Stofel	0	6th	2	1-0	1-1	W, 6-2
22	Parker Rowland (1) *	11	March 5	Wright State	RHP Warren Hartzell	0	7th	0	1-0	2-1	W, 6-2
23	Jared Wegner (6)	12	March 7	Army	LHP Sean Dennehy	2	6th	1	1-2	0-4	W, 7-5
24	Jace Bohrofen (3)	12	March 7	Army	LHP Sean Dennehy	0	6th	2	1-0	3-4	W, 7-5
25	Kendall Diggs (4)	12	March 7	Army	RHP Dom Trippi	2	8th	1	0-0	4-5	W, 7-5
26	Jace Bohrofen (4)	13	March 10	Louisiana Tech	LHP Jonathan Fincher	1	2nd	0	1-0	0-0	W, 7-4
27	Parker Rowland (2)	13	March 10	Louisiana Tech	LHP Jonathan Fincer	1	2nd	1	1-1	2-0	W, 7-4
28	Kendall Diggs (5) *	14	March 11	Louisiana Tech	RHP Rawley Hector	0	2nd	0	3-2	1-0	W, 6-1
29	Peyton Holt (1)	14	March 11	Louisiana Tech	RHP Rawley Hector	0	2nd	0	0-0	2-0	W, 6-1
30	Jace Bohrofen (5) *	14	March 11	Louisiana Tech	RHP Rawley Hector	0	4th	0	1-1	3-0	W, 6-1
31	Jared Wegner (7)	15	March 12	Louisiana Tech	RHP Reed Smith	1	3rd	1	0-0	1-3	W, 15-6
32	Kendall Diggs (6)	15	March 12	Louisiana Tech	RHP Reed Smith	1	3rd	2	0-1	3-3	W, 15-6
33	Harold Coll (1) *	16	March 14	UNLV	RHP Joey Acosta	0	2nd	0	1-0	0-1	W, 13-7
34	Jared Wegner (8)	17	March 15	UNLV	RHP Jordan Hanson	1	5th	1	0-0	1-0	W, 5-2
35	Brady Slavens (2)	18	March 17	Auburn	LHP Tommy Vail	2	4th	0	2-2	0-2	W, 7-2
36	Tavian Josenberger (3)	19	March 18	Auburn	LHP Zach Crotchfelt	1	2nd	1	3-2	3-1	W, 9-3
37	Jared Wegner (9)	20	March 19	Auburn	LHP Konner Copeland	2	3rd	2	2-1	0-0	W, 5-0
38	Reese Robinett (1)	21	March 21	SEMO	RHP Esteban Hernandez	0	4th	1	1-0	1-1	W, 12-2 (7)
39	Reese Robinett (2) +	22	March 24	at #1 LSU	RHP Christian Little	2	10th	1	1-0	1-1	W, 9-3 (10)
40	Kendall Diggs (7)	22	March 24	at #1 LSU	RHP Will Hellmers	3	10th	2	5-1	1-2	W, 9-3 (10)
41	Jared Wegner (10)	23	March 25	at #1 LSU [DH-1]	RHP Ty Floyd	1	1st	1	3-2	0-0	L, 12-2 (7)
42	Jared Wegner (11)	24	March 25	at #1 LSU [DH-2]	RHP Thatcher Hurd	0	1st	2	1-2	0-0	L, 14-5
43	Tavian Josenberger (4)	25	March 28	Omaha	RHP Tanner Olmstead	1	3rd	0	1-1	8-3	W, 16-3 (7)
44	Tavian Josenberger (5)	26	March 31	Alabama	RHP Ben Hess	0	3rd	1	3-2	0-1	L, 12-1
45	Kendall Diggs (8)	27	April 1	Alabama	RHP Luke Holman	2	4th	2	2-2	0-4	W, 9-6
46	Jace Bohrofen (6) *	27	April 1	Alabama	RHP Kade Woods	0	8th	0	0-2	6-6	W, 9-6
47	Caleb Cali (3)	27	April 1	Alabama	RHP Kade Woods	1	8th	0	1-2	7-6	W, 9-6
48	Jared Wegner (12)	28	April 2	Alabama	RHP Garrett McMillan	1	5th	1	1-2	2-3	W, 5-4
49	Caleb Cali (4)	29	April 7	at Ole Miss [DH-1]	RHP Jack Dougherty	1	2nd	2	2-1	0-0	W, 11-2
50	Brady Slavens (3)	29	April 7	at Ole Miss [DH-1]	RHP Jack Dougherty	3	5th	1	0-2	4-0	W, 11-2
51	Peyton Stovall (4)	30	April 7	at Ole Miss [DH-2]	RHP Mitch Murrell	1	9th	0	2-1	2-7	L, 7-4
52	Caleb Cali (5) *	31	April 8	at Ole Miss	RHP JT Quinn	0	3rd	0	2-1	0-0	W, 6-4

* - indicates leadoff home run / ^ - indicates back-to-back home run / ! - indicates walk-off home run / + - indicates pinch-hit home run

HOME RUN DATA CHART III



No.	Player	Game	Date	Opponent	Pitcher	On Base	Distance	Launch Angle	Exit Velocity
1	Jared Wegner (1)	2	Feb. 18	vs. #15 TCU	RHP Cam Brown	3	442 ft	28.2°	112 mph
2	Hudson Polk (1)	2	Feb. 18	vs. #15 TCU	RHP Cam Brown	0	389 ft	23.4°	104 mph
3	Kendall Diggs (1)	2	Feb. 18	vs. #15 TCU	RHP Kole Klecker	0	376 ft	19.6°	108 mph
4	Jayson Jones (1)	2	Feb. 18	vs. #15 TCU	RHP Justin Hackett	0	408 ft	21°	114 mph
5	Jared Wegner (2)	3	Feb. 19	vs. #9 Oklahoma State	RHP Evan O'Toole	1	365 ft	25.6°	98 mph
6	Tavian Josenberger (1)	3	Feb. 19	vs. #9 Oklahoma State	RHP Gabe Davis	0	421 ft	28.3°	104 mph
7	Kendall Diggs (2)	5	Feb. 24	Eastern Illinois	RHP Tarron Lawson	2	399 ft	28°	101 mph
8	Tavian Josenberger (2)	6	Feb. 25	Eastern Illinois	RHP Tyler Conklin	1	352 ft	23°	103 mph
9	Jace Bohrofen (1)	7	Feb. 26	Eastern Illinois	RHP Ty Hampton	0	379 ft	34°	106 mph
10	Jared Wegner (3)	8	March 1	Illinois State	RHP Thomas Harper	1	433 ft	28°	108 mph
11	Peyton Stovall (1)	8	March 1	Illinois State	RHP Erik Kubiawicz	0	399 ft	22°	105 mph
12	Kendall Diggs (3)	8	March 1	Illinois State	RHP Erik Kubiawicz	0	376 ft	29°	98 mph
13	Caleb Cali (1)	8	March 3	Illinois State	RHP Erik Kubiawicz	0	370 ft	24°	105 mph
14	Caleb Cali (2)	9	March 3	Wright State	RHP Jake Shirk	0	438 ft	32°	108 mph
15	Brady Slavens (1)	9	March 3	Wright State	RHP Jake Shirk	2	346 ft	35°	93 mph
16	Peyton Stovall (2)	9	March 3	Wright State	RHP Jake Shirk	0	405 ft	28°	100 mph
17	Jared Wegner (4)	9	March 3	Wright State	RHP Jake Shirk	0	395 ft	25°	105 mph
18	Peyton Stovall (3)	10	March 4	Wright State	RHP Garret Simpson	0	383 ft	28°	100 mph
19	Jared Wegner (5)	10	March 4	Wright State	LHP Garrett Peters	1	386 ft	32.5°	100 mph
20	Jayson Jones (2)	10	March 4	Wright State	RHP Ben Vore	1	396 ft	29°	107 mph
21	Jace Bohrofen (2)	11	March 5	Wright State	RHP Luke Stofel	0	381 ft	21°	100 mph
22	Parker Rowland (1)	11	March 5	Wright State	RHP Warren Hartzell	0	405 ft	22.5°	104 mph
23	Jared Wegner (6)	12	March 7	Army	LHP Sean Dennehy	2	427 ft	21°	111 mph
24	Jace Bohrofen (3)	12	March 7	Army	LHP Sean Dennehy	0	383 ft	20°	107 mph
25	Kendall Diggs (4)	12	March 7	Army	RHP Dom Trippi	2	413 ft	25°	106 mph
26	Jace Bohrofen (4)	13	March 10	Louisiana Tech	LHP Jonathan Fincher	1	351 ft	39.5°	103 mph
27	Parker Rowland (2)	13	March 10	Louisiana Tech	LHP Jonathan Fincher	1	404 ft	25.4°	102 mph
28	Kendall Diggs (5)	14	March 11	Louisiana Tech	RHP Rawley Hector	0	382 ft	22°	105 mph
29	Peyton Holt (1)	14	March 11	Louisiana Tech	RHP Rawley Hector	0	403 ft	25.7°	104 mph
30	Jace Bohrofen (5)	14	March 11	Louisiana Tech	RHP Rawley Hector	0	343 ft	24.4°	99 mph
31	Jared Wegner (7)	15	March 12	Louisiana Tech	RHP Reed Smith	1	372 ft	36.9°	100 mph
32	Kendall Diggs (6)	15	March 12	Louisiana Tech	RHP Reed Smith	1	344 ft	33°	96 mph
33	Harold Coll (1)	16	March 14	UNLV	RHP Joey Acosta	0	346 ft	26.1°	94 mph
34	Jared Wegner (8)	17	March 15	UNLV	RHP Jordan Hanson	1	396 ft	23.6°	103 mph
35	Brady Slavens (2)	18	March 17	Auburn	LHP Tommy Vail	2	399 ft	40.9°	102 mph
36	Tavian Josenberger (3)	19	March 18	Auburn	LHP Zach Crotchfelt	1	358 ft	27.2°	99 mph
37	Jared Wegner (9)	20	March 19	Auburn	LHP Konner Copeland	2	470 ft	24.6°	111 mph
38	Reese Robinett (1)	21	March 21	SEMO	RHP Esteban Hernandez	0	335 ft	37.6°	98 mph
39	Reese Robinett (2)	22	March 24	at #1 LSU	RHP Christian Little	2	421 ft	22°	104 mph
40	Kendall Diggs (7)	22	March 24	at #1 LSU	RHP Will Hellmers	3	396 ft	30°	102 mph
41	Jared Wegner (10)	23	March 25	at #1 LSU [DH-1]	RHP Ty Floyd	1	380 ft	36.7°	101 mph
42	Jared Wegner (11)	24	March 25	at #1 LSU [DH-2]	RHP Thatcher Hurd	0	379 ft	31.4°	102 mph
43	Tavian Josenberger (4)	25	March 28	Omaha	RHP Tanner Olmstead	1	405 ft	28.4°	105 mph
44	Tavian Josenberger (5)	26	March 31	Alabama	RHP Ben Hess	0	361 ft	21.4°	108 mph
45	Kendall Diggs (8)	27	April 1	Alabama	RHP Luke Holman	2	420 ft	27.7°	103 mph
46	Jace Bohrofen (6)	27	April 1	Alabama	RHP Kade Woods	0	363 ft	21.5°	106 mph
47	Caleb Cali (3)	27	April 1	Alabama	RHP Kade Woods	1	450 ft	30.6°	111 mph
48	Jared Wegner (12)	28	April 2	Alabama	RHP Garrett McMillan	1	412 ft	29.9°	104 mph
49	Caleb Cali (4)	29	April 7	at Ole Miss [DH-1]	RHP Jack Dougherty	1	364 ft	23.6°	103 mph
50	Brady Slavens (3)	29	April 7	at Ole Miss [DH-1]	RHP Jack Dougherty	3	371 ft	29.6°	100 mph
51	Peyton Stovall (4)	30	April 7	at Ole Miss [DH-2]	RHP Mitch Murrell	1	389ft	23.8°	107 mph
52	Caleb Cali (5)	31	April 8	at Ole Miss	RHP JT Quinn	0	414 ft	22.7°	105 mph



||| HOME RUN CHART

No.	Player	Game	Date	Opponent	Pitcher	On Base	Inning	Outs	Count	Score	Final
53	Jace Bohrofen (7)	32	April 11	Little Rock	RHP Nelson Smith	1	3rd	0	1-1	11-2	W, 21-5
54	Harold Coll (2)	32	April 11	Little Rock	RHP Nelson Smith	1	3rd	1	2-0	13-2	W, 21-5
55	Jace Bohrofen (8) *	33	April 12	Little Rock	RHP Erik McKnight	0	2nd	0	2-1	0-0	L, 11-4
56	Brady Slavens (4)	33	April 12	Little Rock	RHP Erik McKnight	1	2nd	0	0-2	1-0	L, 11-4
57	Tavian Josenberger (6)	34	April 14	#16 Tennessee	RHP Andrew Lindsey	1	3rd	0	3-2	1-2	W, 5-2
58	Jace Bohrofen (9)	34	April 14	#16 Tennessee	RHP Seth Halvorsen	0	5th	2	0-0	4-2	W, 5-2
59	Jace Bohrofen (10)	35	April 15	#16 Tennessee	RHP Chase Dollander	1	1st	1	3-1	0-1	W, 6-3
60	Tavian Josenberger (7)	36	April 16	#16 Tennessee	RHP Chase Burns	0	6th	1	0-1	6-2	W, 7-2

* - indicates leadoff home run / ^ - indicates back-to-back home run / ! - indicates walk-off home run / + - indicates pinch-hit home run

HOME RUN DATA CHART |||



No.	Player	Game	Date	Opponent	Pitcher	On Base	Distance	Launch Angle	Exit Velocity
53	Jace Bohrofen (7)	32	April 11	Little Rock	RHP Nelson Smith	1	338 ft	23.1°	102 mph
54	Harold Coll (2)	32	April 11	Little Rock	RHP Nelson Smith	1	416 ft	22°	105 mph
55	Jace Bohrofen (8)	33	April 12	Little Rock	RHP Erik McKnight	0	427 ft	27.9°	108 mph
56	Brady Slavens (4)	33	April 12	Little Rock	RHP Erik McKnight	1	372 ft	28.5°	99 mph
57	Tavian Josenberger (6)	34	April 14	#16 Tennessee	RHP Andrew Lindsey	1	384 ft	28.9°	101 mph
58	Jace Bohrofen (9)	34	April 14	#16 Tennessee	RHP Seth Halvorsen	0	356 ft	24.1°	104 mph
59	Jace Bohrofen (10)	35	April 15	#16 Tennessee	RHP Chase Dollander	1	447 ft	30.1°	105 mph
60	Tavian Josenberger (7)	36	April 16	#16 Tennessee	RHP Chase Burns	0	361 ft	27.9°	99 mph



TEAM PITCHING GAME-BY-GAME

STARTERS GAME-BY-GAME

Opponent	W-L	IP	H	R	ER	BB	K
vs. Texas	--	5.0	1	0	0	2	8
vs. #15 TCU	--	1.1	5	4	4	1	0
vs. #9 OSU	W	4.0	3	1	1	2	5
Grambling	--	2.0	2	2	2	2	3
Eastern Illinois	W	4.2	3	0	0	3	6
Eastern Illinois	W	4.2	2	1	1	2	4
Eastern Illinois	--	5.2	6	2	2	2	4
Illinois State	--	1.0	5	2	2	1	1
Wright State	W	4.2	3	1	1	5	7
Wright State	W	5.0	8	3	2	3	6
Wright State	W	6.0	5	1	1	2	5
Army	--	3.2	6	3	3	1	3
Louisiana Tech	W	5.0	4	2	2	4	7
Louisiana Tech	W	9.0	3	1	0	1	6
Louisiana Tech	W	5.0	2	3	1	0	7
UNLV	--	2.1	4	4	4	1	4
UNLV	W	5.0	6	0	0	1	3
Auburn	W	6.0	6	2	2	3	3
Auburn	W	6.0	5	3	3	2	6
Auburn	W	6.0	1	0	0	1	6
SEMO	W	4.0	1	1	1	3	5
at #1 LSU	--	5.1	3	0	0	1	7
at #1 LSU	L	4.1	9	7	7	1	2
at #1 LSU	--	2.1	3	4	4	1	2
Omaha	--	2.0	3	3	3	3	1
Alabama	L	4.0	10	7	7	1	4
Alabama	--	3.1	7	4	4	0	3
Alabama	--	0.2	2	2	2	3	0
at Ole Miss	W	6.0	3	0	0	3	4
at Ole Miss	L	5.0	4	4	4	2	7
at Ole Miss	--	4.2	5	2	2	2	2
Little Rock	W	4.0	5	2	2	3	1
Little Rock	--	3.0	4	3	2	2	6
#16 Tennessee	W	6.0	5	2	1	1	6
#16 Tennessee	W	6.0	6	2	2	3	5
#16 Tennessee	--	3.1	1	2	2	4	3

BULLPEN GAME-BY-GAME

Opponent	W-L	IP	H	R	ER	BB	K
vs. Texas	W	4.0	4	2	2	0	5
vs. #15 TCU	L	7.2	14	14	14	10	7
vs. #9 OSU	--	3.0	1	0	0	0	5
Grambling	W	7.0	11	5	5	3	9
Eastern Illinois	--	2.1	3	2	2	0	4
Eastern Illinois	--	4.1	5	2	2	1	4
Eastern Illinois	L	3.1	8	10	8	4	3
Illinois State	W	10.0	8	7	6	2	8
Wright State	--	3.1	6	1	1	1	4
Wright State	--	4.0	2	3	3	3	3
Wright State	--	3.0	3	1	1	0	1
Army	W	5.1	6	2	2	1	3
Louisiana Tech	--	4.0	4	2	2	1	4
Louisiana Tech	--	--	--	--	--	--	--
Louisiana Tech	--	4.0	3	3	2	2	6
UNLV	W	6.2	6	3	3	3	7
UNLV	--	4.0	1	2	0	2	4
Auburn	--	3.0	0	0	0	2	5
Auburn	--	3.0	1	0	0	0	3
Auburn	--	3.0	2	0	0	1	1
SEMO	--	3.0	3	1	1	1	5
at #1 LSU	W	4.2	5	3	3	3	8
at #1 LSU	--	2.1	7	5	5	2	3
at #1 LSU	L	5.2	8	10	7	5	4
Omaha	W	5.0	0	0	0	1	6
Alabama	--	5.0	12	5	5	3	3
Alabama	W	5.2	8	2	2	2	6
Alabama	W	8.1	5	2	2	3	5
at Ole Miss	--	3.0	3	2	2	2	2
at Ole Miss	--	3.0	4	3	3	2	3
at Ole Miss	W	4.1	5	2	2	1	4
Little Rock	--	3.0	6	3	3	3	5
Little Rock	L	6.0	10	8	5	7	7
#16 Tennessee	--	3.0	1	0	0	0	7
#16 Tennessee	--	3.0	1	1	1	2	6
#16 Tennessee	W	5.2	6	0	0	1	4

TEAM RECORD PER STARTER

Pitcher (Total Starts)	Record
Hunter Hollan (9)	7-2
Will McEntire (9)	7-2
Ben Bybee (7)	6-1
Hagen Smith (5)	4-1
Cody Adcock (3)	2-1
Parker Coil (2)	2-0
Zack Morris (1)	1-0

QUALITY STARTS

Pitcher (Total Starts)	QS	Record
Hunter Hollan (9)	4	4-0
Will McEntire (9)	3	3-0
Cody Adcock (3)	1	1-0
Ben Bybee (7)	0	0-0
Hagen Smith (5)	0	0-0
Parker Coil (2)	0	0-0
Zack Morris (1)	0	0-0

RUN SUPPORT

Pitcher (Total Starts)	Runs	Per Start
Cody Adcock (3)	31	10.3
Parker Coil (2)	20	10.0
Zack Morris (1)	10	10.0
Ben Bybee (7)	58	8.3
Hunter Hollan (9)	75	8.3
Hagen Smith (5)	39	7.8
Will McEntire (9)	66	7.3



STARTER STATISTICS

Player	era	w-l	app	gs	cg	sho	sv	ip	h	r	er	bb	so	2b	3b	hr	b/avg	wp	hp	bks	sfa	sha
Hagen Smith	2.59	3-1	5	5	0	0/0	0	24.1	15	7	7	16	35	4	0	2	.179	1	1	0	0	1
Hunter Hollan	2.81	6-1	9	9	0	0/0	0	48.0	43	18	15	15	45	6	1	6	.243	1	8	1	3	0
Cody Adcock	4.38	2-0	3	3	0	0/1	0	12.1	9	6	6	5	9	0	0	1	.214	2	1	0	0	0
Will McEntire	5.08	5-1	9	9	1	0/0	0	44.1	50	27	25	15	34	12	1	11	.284	1	1	0	0	0
Ben Bybee	5.40	2-0	7	7	0	0/0	0	20.0	19	13	12	18	21	5	0	2	.253	2	2	0	1	1
Parker Coil	10.50	0-0	2	2	0	0/0	0	6.0	10	7	7	2	7	2	0	1	.357	3	0	0	0	0
Zack Morris	18.00	0-0	1	1	0	0/0	0	1.0	5	2	2	1	1	2	0	0	.625	0	0	0	0	0
Totals	4.27	18-3	36	36	1	1/1	0	156.0	151	80	74	72	152	31	2	23	.256	10	13	1	4	2
Opponents	7.51	4-18	36	36	0	0/0	0	130.2	135	124	109	78	135	24	3	33	.264	14	19	2	4	0

RELIEVER STATISTICS

Player	era	w-l	app	gs	cg	sho	sv	ip	h	r	er	bb	so	2b	3b	hr	b/avg	wp	hp	bks	sfa	sha
Ben Bybee	0.00	0-0	3	0	0	0/0	0	2.2	2	0	0	1	2	0	1	0	.200	0	1	0	0	0
Sean Fitzpatrick	0.00	0-0	2	0	0	0/0	0	2.1	4	0	0	2	4	1	0	0	.364	2	0	0	0	0
Koty Frank	3.09	0-0	6	0	0	0/0	0	11.2	9	4	4	1	9	0	0	2	.214	1	0	0	0	1
Hagen Smith	3.14	2-0	5	0	0	0/1	2	14.1	11	5	5	6	24	0	0	3	.212	0	2	0	0	1
Gage Wood	3.38	1-0	14	0	0	0/1	3	16.0	10	6	6	12	25	1	0	0	.179	7	3	0	1	0
Parker Coil	3.60	0-0	5	0	0	0/0	0	5.0	6	3	2	5	4	0	0	1	.333	0	1	0	2	0
Dylan Carter	3.78	6-0	14	0	0	0/0	2	33.1	33	15	14	11	24	3	0	4	.260	3	2	0	2	0
Christian Foutch	4.91	0-0	6	0	0	0/0	0	7.1	8	4	4	3	5	1	0	1	.267	1	2	0	0	0
Brady Tygart	5.68	1-0	4	0	0	0/0	1	6.1	6	5	4	1	10	0	0	2	.231	0	1	0	0	0
Austin Ledbetter	7.52	0-1	10	0	0	0/1	0	20.1	33	20	17	9	17	3	0	1	.379	3	2	0	4	0
Zack Morris	7.71	0-2	8	0	0	0/0	2	14.0	18	17	12	8	13	1	1	1	.295	1	1	1	0	3
Cody Adcock	7.79	1-1	12	0	0	0/0	1	17.1	22	16	15	6	19	2	0	7	.301	1	1	0	1	1
Ben McLaughlin	13.50	0-0	2	0	0	0/0	0	2.0	4	3	3	1	4	0	0	0	.400	1	0	0	0	0
Will McEntire	13.50	0-0	1	0	0	0/0	0	0.2	4	1	1	1	0	0	0	0	.800	0	0	0	0	0
Cooper Dossett	21.60	0-0	2	0	0	0/0	0	1.2	2	4	4	4	3	0	0	0	.286	0	1	0	0	0
Jake Faherty	40.50	0-0	1	0	0	0/0	0	0.2	0	3	3	3	1	0	0	0	.000	0	0	2	0	0
Totals	5.38	11-4	36	0	0	1/1	11	155.2	172	106	93	74	164	12	2	22	.279	20	17	3	10	6
Opponents	8.79	3-11	36	0	0	0/0	1	160.2	201	175	157	120	159	33	5	27	.309	26	26	5	16	3



||| GAME-BY-GAME BATTING ORDER

RECORD: 29-7 • **HOME:** 24-3 • **AWAY:** 3-3 • **NEUTRAL:** 2-1 • **SEC:** 11-4

Date	Opponent	1	2	3	4	5	6	7	8	9
Feb. 17	vs. Texas	Josenberger	Stovall	Cali	Slavens	Wegner	Bohrofen	Diggs	Polk	Bolton
Feb. 18	vs. #15 TCU	Josenberger	Stovall	Cali	Slavens	Wegner	Bohrofen	Diggs	Polk	Bolton
Feb. 19	vs. #9 Oklahoma State	Josenberger	Stovall	Wegner	Slavens	Diggs	Bohrofen	Jones	Rowland	Bolton
Feb. 21	Grambling	Josenberger	Stovall	Wegner	Slavens	Siggs	Bohrofen	Jones	Rowland	Bolton
Feb. 24	Eastern Illinois	Josenberger	Diggs	Wegner	Slavens	Bohrofen	McLaughlin	Holt	Polk	Bolton
Feb. 25	Eastern Illinois	Josenberger	Stovall	Wegner	Slavens	Bohrofen	Diggs	Cali	Rowland	Bolton
Feb. 26	Eastern Illinois	Josenberger	Stovall	Wegner	Slavens	Bohrofen	Robinet	Polk	Neville	Bolton
March 1	Illinois State	Josenberger	Bohrofen	Wegner	Slavens	Stovall	Diggs	Cali	Rowland	Bolton
March 3	Wright State	Josenberger	Bohrofen	Wegner	Slavens	Stovall	Diggs	Cali	Rowland	Coll
March 4	Wright State	Josenberger	Stovall	Wegner	Slavens	Cali	Bohrofen	Jones	Polk	Bolton
March 5	Wright State	Josenberger	Stovall	Wegner	Slavens	Bohrofen	Diggs	Cali	Rowland	Bolton
March 7	Army	Josenberger	Stovall	Wegner	Slavens	Bohrofen	Diggs	Cali	Polk	Bolton
March 10	Louisiana Tech	Josenberger	Stovall	Wegner	Slavens	Bohrofen	Cali	Diggs	Rowland	Bolton
March 11	Louisiana Tech	Josenberger	Stovall	Wegner	Slavens	Bohrofen	Diggs	Holt	Polk	Bolton
March 12	Louisiana Tech	Josenberger	Stovall	Wegner	Slavens	Bohrofen	Diggs	Holt	Rowland	Bolton
March 14	UNLV	Diggs	Wegner	Bohrofen	Jones	Robinet	Coll	Neville	Polk	Bolton
March 15	UNLV	Josenberger	Wegner	Slavens	Bohrofen	Diggs	Coll	Rowland	Jones	Bolton
March 17	Auburn	Josenberger	Stovall	Wegner	Slavens	Bohrofen	Diggs	Coll	Rowland	Bolton
March 18	Auburn	Josenberger	Stovall	Wegner	Slavens	Bohrofen	Diggs	Coll	Polk	Bolton
March 19	Auburn	Josenberger	Stovall	Wegner	Slavens	Bohrofen	Diggs	Coll	Rowland	Bolton
March 21	SEMO	Grimes	Wegner	Cali	Coll	Jones	Robinet	Holt	Polk	Neville
March 24	at #1 LSU	Josenberger	Stovall	Wegner	Slavens	Bohrofen	Diggs	Coll	Rowland	Bolton
March 25	at #1 LSU [DH-1]	Josenberger	Stovall	Wegner	Slavens	Bohrofen	Diggs	Coll	Polk	Bolton
March 25	at #1 LSU [DH-2]	Josenberger	Stovall	Wegner	Slavens	Bohrofen	Diggs	Cali	Rowland	Bolton
March 28	Omaha	Josenberger	Diggs	Wegner	Bohrofen	Stovall	Jones	Robinet	Rowland	Bolton
March 31	Alabama	Josenberger	Bohrofen	Wegner	Diggs	Stovall	Cali	Slavens	Rowland	Bolton
April 1	Alabama	Josenberger	Stovall	Wegner	Bohrofen	Diggs	Cali	Robinet	Rowland	Bolton
April 2	Alabama	Josenberger	Stovall	Wegner	Bohrofen	Cali	Diggs	Coll	Slavens	Rowland
April 7	at Ole Miss [DH-1]	Josenberger	Stovall	Wegner	Bohrofen	Diggs	Slavens	Cali	Rowland	Bolton
April 7	at Ole Miss [DH-2]	Josenberger	Stovall	Wegner	Bohrofen	Diggs	Cali	Slavens	Rowland	Bolton
April 8	at Ole Miss	Josenberger	Stovall	Wegner	Bohrofen	Diggs	Slavens	Cali	Rowland	Bolton
April 11	Little Rock	Josenberger	Grimes	Wegner	Bohrofen	Cali	Jones	Coll	Holt	Polk
April 12	Little Rock	Josenberger	Grimes	Stovall	Bohrofen	Diggs	Slavens	Jones	Coll	Polk
April 14	#16 Tennessee	Josenberger	Stovall	Bohrofen	Diggs	Slavens	Cali	McLaughlin	Rowland	Bolton
April 15	#16 Tennessee	Josenberger	Stovall	Bohrofen	Diggs	Slavens	Cali	McLaughlin	Rowland	Bolton
April 16	#16 Tennessee	Josenberger	Stovall	Bohrofen	Diggs	Slavens	Cali	McLaughlin	Rowland	Bolton



RECORD: 29-7 • **HOME:** 24-3 • **AWAY:** 3-3 • **NEUTRAL:** 2-1 • **SEC:** 11-4

Date	Opponent	C	1B	2B	3B	SS	LF	CF	RF	DH
Feb. 17	vs. Texas	Polk	Slavens	Stovall	Cali	Bolton	Wegner	Josenberger	Bohrofen	Diggs
Feb. 18	vs. #15 TCU	Polk	Slavens	Stovall	Cali	Bolton	Wegner	Josenberger	Bohrofen	Diggs
Feb. 19	vs. #9 Oklahoma State	Rowland	Slavens	Stovall	Jones	Bolton	Wegner	Josenberger	Bohrofen	Diggs
Feb. 21	Grambling	Rowland	Slavens	Stovall	Jones	Bolton	Wegner	Josenberger	Bohrofen	Diggs
Feb. 24	Eastern Illinois	Polk	McLaughlin	Holt	Slavens	Bolton	Wegner	Josenberger	Bohrofen	Diggs
Feb. 25	Eastern Illinois	Rowland	Slavens	Stovall	Cali	Bolton	Wegner	Josenberger	Bohrofen	Diggs
Feb. 26	Eastern Illinois	Polk	Slavens	Stovall	Robinett	Bolton	Wegner	Josenberger	Bohrofen	Neville
March 1	Illinois State	Rowland	Slavens	Stovall	Cali	Bolton	Wegner	Josenberger	Bohrofen	Diggs
March 3	Wright State	Rowland	Slavens	Stovall	Cali	Coll	Wegner	Josenberger	Bohrofen	Diggs
March 4	Wright State	Polk	Slavens	Stovall	Cali	Bolton	Wegner	Josenberger	Bohrofen	Jones
March 5	Wright State	Rowland	Slavens	Stovall	Cali	Bolton	Wegner	Josenberger	Bohrofen	Diggs
March 7	Army	Polk	Slavens	Stovall	Cali	Bolton	Wegner	Josenberger	Bohrofen	Diggs
March 10	Louisiana Tech	Rowland	Slavens	Stovall	Cali	Bolton	Wegner	Josenberger	Bohrofen	Diggs
March 11	Louisiana Tech	Polk	Slavens	Stovall	Holt	Bolton	Wegner	Josenberger	Bohrofen	Diggs
March 12	Louisiana Tech	Rowland	Slavens	Stovall	Holt	Bolton	Wegner	Josenberger	Bohrofen	Diggs
March 14	UNLV	Polk	Robinett	Coll	Jones	Bolton	Neville	Wegner	Bohrofen	Diggs
March 15	UNLV	Rowland	Slavens	Jones	Coll	Bolton	Wegner	Josenberger	Diggs	Bohrofen
March 17	Auburn	Rowland	Slavens	Stovall	Coll	Bolton	Wegner	Josenberger	Bohrofen	Diggs
March 18	Auburn	Polk	Slavens	Stovall	Coll	Bolton	Wegner	Josenberger	Bohrofen	Diggs
March 19	Auburn	Rowland	Slavens	Stovall	Coll	Bolton	Wegner	Josenberger	Bohrofen	Diggs
March 21	SEMO	Polk	Robinett	Holt	Cali	Coll	Wegner	Neville	Grimes	Jones
March 24	at #1 LSU	Rowland	Slavens	Stovall	Coll	Bolton	Wegner	Josenberger	Bohrofen	Diggs
March 25	at #1 LSU [DH-1]	Polk	Slavens	Stovall	Coll	Bolton	Wegner	Josenberger	Bohrofen	Diggs
March 25	at #1 LSU [DH-2]	Rowland	Slavens	Stovall	Cali	Bolton	Wegner	Josenberger	Bohrofen	Diggs
March 28	Omaha	Rowland	Jones	Stovall	Robinett	Bolton	Wegner	Josenberger	Bohrofen	Diggs
March 31	Alabama	Rowland	Slavens	Stovall	Cali	Bolton	Wegner	Josenberger	Bohrofen	Diggs
April 1	Alabama	Rowland	Robinett	Stovall	Cali	Bolton	Wegner	Josenberger	Bohrofen	Diggs
April 2	Alabama	Rowland	Slavens	Stovall	Cali	Coll	Wegner	Josenberger	Bohrofen	Diggs
April 7	at Ole Miss [DH-1]	Rowland	Slavens	Stovall	Cali	Bolton	Wegner	Josenberger	Bohrofen	Diggs
April 7	at Ole Miss [DH-2]	Rowland	Slavens	Stovall	Cali	Bolton	Wegner	Josenberger	Bohrofen	Diggs
April 8	at Ole Miss	Rowland	Slavens	Stovall	Cali	Bolton	Wegner	Josenberger	Bohrofen	Diggs
April 11	Little Rock	Polk	Jones	Holt	Cali	Coll	Wegner	Josenberger	Grimes	Bohrofen
April 12	Little Rock	Polk	Slavens	Stovall	Jones	Coll	Grimes	Josenberger	Bohrofen	Diggs
April 14	#16 Tennessee	Rowland	Slavens	Stovall	Cali	Bolton	Bohrofen	Josenberger	Diggs	McLaughlin
April 15	#16 Tennessee	Rowland	Slavens	Stovall	Cali	Bolton	Bohrofen	Josenberger	Diggs	McLaughlin
April 16	#16 Tennessee	Rowland	Slavens	Stovall	Cali	Bolton	Bohrofen	Josenberger	Diggs	McLaughlin



||| GAME-BY-GAME HITTING

RECORD: 29-7 • HOME: 24-3 • AWAY: 3-3 • NEUTRAL: 2-1 • SEC: 11-4

Date	Opponent	AB	R	H	RBI	2B	3B	HR	BB	IBB	SB	CS	HBP	SAC	SF	GDP	K	PO	A	E	Avg
Feb. 17	vs. Texas	34	3	8	3	2	0	0	4	0	0	0	1	0	0	2	12	27	11	1	.235
Feb. 18	vs. #15 TCU	37	6	9	6	2	0	4	2	0	0	0	0	0	0	0	11	27	11	0	.239
Feb. 19	vs. #9 Oklahoma State	32	18	14	17	2	1	2	10	0	0	0	3	0	3	0	9	21	5	0	.301
Feb. 21	Grambling	26	9	9	9	3	0	0	7	0	4	0	2	0	4	1	5	27	9	2	.310
Feb. 24	Eastern Illinois	31	13	11	9	0	0	1	5	0	3	0	2	0	0	2	5	21	5	0	.319
Feb. 25	Eastern Illinois	37	10	13	10	4	0	1	7	1	1	0	1	0	0	0	6	27	7	0	.325
Feb. 26	Eastern Illinois	32	3	4	3	1	0	1	1	0	0	0	0	0	0	0	6	27	7	2	.297
March 1	Illinois State	44	10	14	10	4	0	4	5	0	3	1	2	0	0	0	6	33	14	2	.300
March 3	Wright State	32	12	9	12	2	0	4	6	0	2	0	1	0	0	0	7	24	10	0	.298
March 4	Wright State	35	12	14	12	3	0	3	9	0	1	1	2	0	1	1	5	27	7	1	.309
March 5	Wright State	34	6	11	6	1	0	2	5	0	2	1	0	0	0	2	8	27	11	1	.310
March 7	Army	29	7	8	7	0	0	3	4	0	0	0	2	0	0	3	5	27	12	1	.308
March 10	Louisiana Tech	30	7	11	7	0	0	2	9	0	0	2	2	1	2	1	5	27	10	0	.312
March 11	Louisiana Tech	31	6	9	6	2	1	3	3	0	0	1	0	0	0	1	5	27	3	1	.310
March 12	Louisiana Tech	35	15	11	14	2	1	2	12	0	0	0	1	0	1	0	4	27	6	2	.311
March 14	UNLV	37	13	14	12	4	1	1	7	0	1	1	1	0	0	0	14	27	5	2	.315
March 15	UNLV	31	5	7	5	3	0	1	4	0	0	0	1	0	0	1	3	27	8	2	.310
March 17	Auburn	31	7	8	7	1	0	1	7	0	1	0	1	0	1	0	11	27	9	0	.308
March 18	Auburn	33	9	9	9	3	0	1	3	0	0	0	1	0	1	0	9	27	12	1	.306
March 19	Auburn	28	5	9	5	2	0	1	3	0	0	1	3	0	0	2	8	27	7	0	.307
March 21	SEMO	30	12	11	10	3	0	1	3	0	0	0	0	0	0	0	9	21	7	0	.309
March 24	at #1 LSU	34	9	7	9	1	0	2	6	0	0	1	1	0	2	0	15	30	4	0	.304
March 25	at #1 LSU [DH-1]	24	2	3	2	0	0	1	2	0	0	0	3	0	0	1	9	20	4	0	.299
March 25	at #1 LSU [DH-2]	35	5	9	5	3	0	1	7	0	0	0	1	0	0	0	11	24	5	2	.297
March 28	Omaha	30	16	14	15	1	1	1	9	0	0	0	1	0	1	2	5	21	5	1	.303
March 31	Alabama	30	1	3	1	0	0	1	2	0	0	0	1	0	0	1	12	27	10	1	.296
April 1	Alabama	30	9	10	9	2	0	3	5	0	1	1	0	1	0	1	11	27	10	0	.297
April 2	Alabama	33	5	9	4	0	0	1	4	0	0	0	0	0	0	1	5	27	12	2	.296
April 7	at Ole Miss [DH-1]	40	11	15	11	2	1	2	5	0	2	0	0	0	1	2	10	27	9	0	.299
April 7	at Ole Miss [DH-2]	34	4	7	4	1	0	1	6	0	1	0	2	0	0	0	10	24	9	0	.296
April 8	at Ole Miss	35	6	8	5	1	0	1	2	0	1	0	0	0	0	1	10	27	13	0	.294
April 11	Little Rock	28	21	13	20	0	0	2	15	0	0	0	3	0	2	1	4	21	8	0	.298
April 12	Little Rock	33	4	6	4	2	0	2	7	0	0	0	1	0	0	1	8	27	9	2	.295
April 14	#16 Tennessee	32	5	7	3	0	0	2	2	0	3	0	1	0	0	1	9	27	6	1	.293
April 15	#16 Tennessee	28	6	4	5	0	0	1	4	0	5	0	4	1	0	0	14	27	9	1	.289
April 16	#16 Tennessee	28	7	8	7	0	2	1	6	0	1	1	1	0	1	2	8	27	10	0	.289
	Totals	1163	299	336	283	57	8	60	198	1	32	11	45	3	20	30	294	935	299	28	.289



RECORD: 29-7 • HOME: 24-3 • AWAY: 3-3 • NEUTRAL: 2-1 • SEC: 11-4

Date	Opponent	IP	H	R	ER	BB	SO	2B	3B	HR	WP	BK	HBP	DP	IBB	Score	W	L	SV	ERA
Feb. 17	vs. Texas	9.0	5	2	2	2	13	1	0	1	1	0	0	2	0	3-2	1	0	1	2.00
Feb. 18	vs. #15 TCU	9.0	19	18	18	11	7	3	0	1	1	0	3	0	0	6-18	1	1	1	10.00
Feb. 19	vs. #9 Oklahoma State	7.0	4	1	1	2	10	1	0	0	0	0	1	0	0	18-1	2	1	1	7.56
Feb. 21	Grambling	9.0	13	7	7	5	12	0	0	1	0	1	0	1	0	9-7	3	1	1	7.41
Feb. 24	Eastern Illinois	7.0	6	2	2	3	10	2	0	0	0	0	2	0	0	13-2	4	1	1	6.59
Feb. 25	Eastern Illinois	9.0	7	3	3	3	8	0	0	2	0	0	0	0	0	10-3	5	1	1	5.94
Feb. 26	Eastern Illinois	9.0	14	12	10	6	7	2	0	3	2	0	0	1	0	3-12	5	2	1	6.56
March 1	Illinois State	11.0	13	9	8	3	9	2	0	3	0	0	1	0	0	10-9	6	2	1	6.56
March 3	Wright State	8.0	9	2	2	6	11	0	0	1	1	0	0	0	0	12-2	7	2	1	6.12
March 4	Wright State	9.0	10	6	5	6	9	2	1	2	0	2	0	1	0	12-6	8	2	1	6.00
March 5	Wright State	9.0	8	2	2	2	6	1	0	0	0	0	1	1	0	6-2	9	2	2	5.62
March 7	Army	9.0	12	5	5	2	6	1	0	1	2	0	0	1	0	7-5	10	2	2	5.57
March 10	Louisiana Tech	9.0	8	4	4	5	11	1	0	1	0	0	0	2	0	7-4	11	2	3	5.45
March 11	Louisiana Tech	9.0	3	1	0	1	6	0	0	0	0	0	0	0	0	6-1	12	2	3	5.05
March 12	Louisiana Tech	9.0	5	6	3	2	13	0	0	1	1	0	3	2	0	15-6	13	2	3	4.91
March 14	UNLV	9.0	10	7	7	4	11	2	0	0	2	0	0	1	0	13-7	14	2	3	5.04
March 15	UNLV	9.0	7	2	0	3	7	2	0	0	0	0	1	1	0	5-2	15	2	4	4.74
March 17	Auburn	9.0	6	2	2	5	8	0	0	1	0	0	1	1	0	7-2	16	2	5	4.58
March 18	Auburn	9.0	6	3	3	2	9	1	0	2	0	0	2	1	0	9-3	17	2	6	4.50
March 19	Auburn	9.0	3	0	0	2	7	0	0	0	1	0	2	1	0	5-0	18	2	6	4.27
March 21	SEMO	7.0	4	2	2	4	10	0	0	1	0	0	1	0	0	12-2	19	2	7	4.21
March 24	at #1 LSU	10.0	8	3	3	4	15	0	1	2	0	0	1	0	0	9-3	20	2	7	4.13
March 25	at #1 LSU [DH-1]	6.2	16	12	12	3	5	3	1	3	2	0	1	0	0	2-12	20	3	7	4.53
March 25	at #1 LSU [DH-2]	8.0	11	14	10	6	6	0	1	4	1	0	2	1	0	5-14	20	4	7	4.79
March 28	Omaha	7.0	3	3	3	4	7	1	0	0	1	0	1	0	0	16-3	21	4	7	4.76
March 31	Alabama	9.0	22	12	12	4	7	2	0	4	0	0	0	0	0	1-12	21	5	7	5.05
April 1	Alabama	9.0	15	6	6	2	9	3	0	2	1	0	1	1	1	9-6	22	5	7	5.08
April 2	Alabama	9.0	7	4	4	6	5	1	0	1	2	0	0	0	0	5-4	23	5	8	5.04
April 7	at Ole Miss [DH-1]	9.0	6	2	2	5	6	0	0	1	0	0	2	3	0	11-2	24	5	8	4.94
April 7	at Ole Miss [DH-2]	8.0	8	7	7	4	10	2	0	2	2	0	1	1	0	4-7	24	6	8	5.03
April 8	at Ole Miss	9.0	10	4	4	3	6	2	0	1	1	0	0	2	0	6-4	25	6	9	4.99
April 11	Little Rock	7.0	11	5	5	6	6	0	0	0	3	0	0	2	0	21-5	26	6	9	5.03
April 12	Little Rock	9.0	14	11	7	9	13	3	0	1	2	0	1	1	0	4-11	26	7	9	5.09
April 14	#16 Tennessee	9.0	6	2	1	1	13	1	0	1	0	1	1	0	0	5-2	27	7	10	4.96
April 15	#16 Tennessee	9.0	7	3	3	5	11	2	0	2	4	0	0	2	0	6-3	28	7	11	4.91
April 16	#16 Tennessee	9.0	7	2	2	5	7	2	0	0	0	0	1	2	0	7-2	29	7	11	4.82
	Totals	311.2	323	186	167	146	316	43	4	45	30	4	30	32	1	299-186	29	7	11	4.82



1 HAROLD COLL

SEASON HIGHS

Category	High	Opponent (Last)	Date
Hits	3	UNLV	3/14/23
Runs	3	Little Rock	4/11/23
Doubles	2	2x (SEMO)	3/21/23
Triples	--	--	--
Home Runs	1	2x (Little Rock)	4/11/23
RBI	4	UNLV	3/14/23
Walks	2	Auburn	3/17/23
Stolen Bases	1	UNLV	3/14/23

CAREER HIGHS

Category	High	Opponent (Last)	Date
Hits	3	UNLV	3/14/23
Runs	3	Little Rock	4/11/23
Doubles	2	2x (SEMO)	3/21/23
Triples	--	--	--
Home Runs	1	2x (Little Rock)	4/11/23
RBI	4	UNLV	3/14/23
Walks	2	Auburn	3/17/23
Stolen Bases	1	UNLV	3/14/23



3 ISAAC WEBB

SEASON HIGHS

Category	High	Opponent (Last)	Date
Hits	--	--	--
Runs	--	--	--
Doubles	--	--	--
Triples	--	--	--
Home Runs	--	--	--
RBI	--	--	--
Walks	--	--	--
Stolen Bases	--	--	--

CAREER HIGHS

Category	High	Opponent (Last)	Date
Hits	--	--	--
Runs	--	--	--
Doubles	--	--	--
Triples	--	--	--
Home Runs	--	--	--
RBI	--	--	--
Walks	--	--	--
Stolen Bases	--	--	--



5 KENDALL DIGGS

SEASON HIGHS

Category	High	Opponent (Last)	Date
Hits	3	3x (Omaha)	3/28/23
Runs	3	2x (Omaha)	3/28/23
Doubles	2	2x (Auburn)	3/18/23
Triples	1	at Ole Miss	4/7/23
Home Runs	1	8x (Alabama)	4/1/23
RBI	4	3x (at #1 LSU)	3/24/23
Walks	2	5x (Alabama)	4/2/23
Stolen Bases	1	#16 Tennessee	4/14/23

CAREER HIGHS

Category	High	Opponent (Last)	Date
Hits	3	4x (Omaha)	3/28/23
Runs	3	2x (Omaha)	3/28/23
Doubles	2	2x (Auburn)	3/18/23
Triples	1	at Ole Miss	4/7/23
Home Runs	1	11x (Alabama)	4/1/23
RBI	4	4x (at #1 LSU)	3/24/23
Walks	2	9x (Alabama)	4/2/23
Stolen Bases	1	2x (#16 Tennessee)	4/14/23



6 CALEB CALI

SEASON HIGHS

Category	High	Opponent (Last)	Date
Hits	2	5x (Little Rock)	4/11/23
Runs	3	at Ole Miss	4/8/23
Doubles	1	3x (at Ole Miss)	4/7/23
Triples	--	--	--
Home Runs	1	5x (at Ole Miss)	4/8/23
RBI	3	at #1 LSU	3/25/23
Walks	2	at Ole Miss	4/7/23
Stolen Bases	1	at Ole Miss	4/8/23

CAREER HIGHS

Category	High	Opponent (Last)	Date
Hits	2	5x (Little Rock)	4/11/23
Runs	3	at Ole Miss	4/8/23
Doubles	1	3x (at Ole Miss)	4/7/23
Triples	--	--	--
Home Runs	1	5x (at Ole Miss)	4/8/23
RBI	3	at #1 LSU	3/25/23
Walks	2	at Ole Miss	4/7/23
Stolen Bases	1	at Ole Miss	4/8/23



8 JACE BOHROFEN

SEASON HIGHS

Category	High	Opponent (Last)	Date
Hits	3	2x (Wright State)	3/5/23
Runs	3	2x (Little Rock)	4/11/23
Doubles	2	Eastern Illinois	2/25/23
Triples	--	--	--
Home Runs	1	10x (#16 Tennessee)	4/15/23
RBI	4	Little Rock	4/11/23
Walks	2	3x (Alabama)	4/1/23
Stolen Bases	2	2x (#16 Tennessee)	4/15/23

CAREER HIGHS

Category	High	Opponent (Last)	Date
Hits	3	5x (Wright State)	3/5/23
Runs	3	3x (Little Rock)	4/11/23
Doubles	2	3x (Eastern Illinois)	2/25/23
Triples	1	4x (Southeastern)	3/5/22
Home Runs	2	UCA	4/5/22
RBI	6	UT Arlington	3/9/21
Walks	3	at #11 Oklahoma State	3/30/21
Stolen Bases	2	2x (#16 Tennessee)	4/15/23



10 PEYTON STOVALL

SEASON HIGHS

Category	High	Opponent (Last)	Date
Hits	3	4x (at Ole Miss)	4/7/23
Runs	3	2x (Wright State)	3/4/23
Doubles	1	3x (Louisiana Tech)	3/11/23
Triples	1	Louisiana Tech	3/11/23
Home Runs	1	4x (at Ole Miss)	4/7/23
RBI	4	Wright State	3/3/23
Walks	2	vs. #9 Oklahoma State	2/19/23
Stolen Bases	2	Grambling	2/21/23

CAREER HIGHS

Category	High	Opponent (Last)	Date
Hits	5	vs. #25 Auburn	6/21/22
Runs	4	UCA	4/5/22
Doubles	2	at Texas A&M	4/24/22
Triples	1	Louisiana Tech	3/11/23
Home Runs	1	9x (Wright State)	3/4/23
RBI	4	vs. #2 Stanford	6/18/22
Walks	2	3x (vs. #9 Oklahoma State)	2/19/23
Stolen Bases	2	Grambling	2/21/23



9 JOHN BOLTON

SEASON HIGHS

Category	High	Opponent (Last)	Date
Hits	2	3x (Louisiana Tech)	3/12/23
Runs	3	Louisiana Tech	3/12/23
Doubles	1	3x (Auburn)	3/17/23
Triples	--	--	--
Home Runs	--	--	--
RBI	2	2x (Omaha)	3/28/23
Walks	2	Louisiana Tech	3/10/23
Stolen Bases	1	4x (#16 Tennessee)	4/15/23

CAREER HIGHS

Category	High	Opponent (Last)	Date
Hits	2	23x (Louisiana Tech)	3/12/23
Runs	4	Bellarmine	3/1/22
Doubles	2	Murray State	5/6/22
Triples	--	--	--
Home Runs	1	Morehead State	5/21/22
RBI	2	7x (Omaha)	3/28/23
Walks	4	Bellarmine	3/1/22
Stolen Bases	2	3x (Murray State)	5/8/22



11 JARED WEGNER

SEASON HIGHS

Category	High	Opponent (Last)	Date
Hits	3	2x (Illinois State)	3/1/23
Runs	3	3x (Wright State)	3/4/23
Doubles	1	3x (SEMO)	3/21/23
Triples	1	2x (Omaha)	3/28/23
Home Runs	1	12x (Alabama)	4/2/23
RBI	5	vs. #9 Oklahoma State	2/19/23
Walks	5	Louisiana Tech	3/12/23
Stolen Bases	1	3x (Wright State)	3/3/23

CAREER HIGHS

Category	High	Opponent (Last)	Date
Hits	4	2x (Seton Hall)	4/23/22
Runs	3	7x (Wright State)	3/4/23
Doubles	2	2x (Butler)	5/14/22
Triples	1	5x (Omaha)	3/28/23
Home Runs	2	The Citadel	4/2/22
RBI	7	Seton Hall	4/23/22
Walks	5	Louisiana Tech	3/12/23
Stolen Bases	2	St. Thomas	3/6/22



12 TAVIAN JOSENBARGER

SEASON HIGHS

Category	High	Opponent (Last)	Date
Hits	3	Alabama	4/1/23
Runs	3	2x (#16 Tennessee)	4/16/23
Doubles	2	Alabama	4/1/23
Triples	--	--	--
Home Runs	1	7x (#16 Tennessee)	4/16/23
RBI	3	Omaha	3/28/23
Walks	3	2x (Little Rock)	4/12/23
Stolen Bases	2	2x (Army)	3/7/23

CAREER HIGHS

Category	High	Opponent (Last)	Date
Hits	6	at Oklahoma	4/10/21
Runs	3	3x (#16 Tennessee)	4/16/23
Doubles	2	Alabama	4/1/23
Triples	1	6x (Omaha)	4/12/22
Home Runs	2	at Charleston Southern	3/9/22
RBI	4	at Charleston Southern	3/9/22
Walks	3	3x (Little Rock)	4/12/23
Stolen Bases	2	4x (Illinois State)	3/1/23




15 BEN McLAUGHLIN

SEASON HIGHS

Category	High	Opponent (Last)	Date
Hits	2	#16 Tennessee	4/16/23
Runs	--	--	--
Doubles	--	--	--
Triples	1	#16 Tennessee	4/16/23
Home Runs	--	--	--
RBI	2	Eastern Illinois	2/25/23
Walks	1	2x (#16 Tennessee)	4/14/23
Stolen Bases	--	--	--

CAREER HIGHS

Category	High	Opponent (Last)	Date
Hits	2	#16 Tennessee	4/16/23
Runs	--	--	--
Doubles	--	--	--
Triples	1	#16 Tennessee	4/16/23
Home Runs	--	--	--
RBI	2	Eastern Illinois	2/25/23
Walks	1	2x (#16 Tennessee)	4/14/23
Stolen Bases	--	--	--



13 JAYSON JONES

SEASON HIGHS

Category	High	Opponent (Last)	Date
Hits	2	2x (SEMO)	3/21/23
Runs	3	Little Rock	4/11/23
Doubles	1	UNLV	3/15/23
Triples	--	--	--
Home Runs	1	2x (Wright State)	3/4/23
RBI	2	2x (SEMO)	3/21/23
Walks	3	3x (Little Rock)	4/11/23
Stolen Bases	1	Grambling	2/21/23

CAREER HIGHS

Category	High	Opponent (Last)	Date
Hits	2	2x (SEMO)	3/21/23
Runs	3	Little Rock	4/11/23
Doubles	1	UNLV	3/15/23
Triples	--	--	--
Home Runs	1	2x (Wright State)	3/4/23
RBI	2	2x (SEMO)	3/21/23
Walks	3	3x (Little Rock)	4/11/23
Stolen Bases	1	Grambling	2/21/23



16 HUDSON POLK

SEASON HIGHS

Category	High	Opponent (Last)	Date
Hits	1	5x (Little Rock)	4/11/23
Runs	2	2x (Little Rock)	4/11/23
Doubles	--	--	--
Triples	--	--	--
Home Runs	1	vs. #15 TCU	2/18/23
RBI	2	Little Rock	4/11/23
Walks	1	7x (Little Rock)	4/12/23
Stolen Bases	--	--	--

CAREER HIGHS

Category	High	Opponent (Last)	Date
Hits	3	Pacific	4/16/22
Runs	2	2x (Little Rock)	4/11/23
Doubles	1	2x (at Kansas)	4/24/22
Triples	1	Pacific	4/16/22
Home Runs	1	2x (vs. #15 TCU)	2/18/23
RBI	2	4x (Little Rock)	4/11/23
Walks	2	2x (at Oral Roberts)	4/26/22
Stolen Bases	1	UTSA	3/13/22



17 BRADY SLAVENS

SEASON HIGHS

Category	High	Opponent (Last)	Date
Hits	3	at Ole Miss	4/7/23
Runs	3	Wright State	3/3/23
Doubles	1	10x (Little Rock)	4/12/23
Triples	1	#16 Tennessee	4/16/23
Home Runs	1	4x (Little Rock)	4/12/23
RBI	5	at Ole Miss	4/7/23
Walks	1	9x (#16 Tennessee)	4/15/23
Stolen Bases	1	4x (#16 Tennessee)	4/15/23

CAREER HIGHS

Category	High	Opponent (Last)	Date
Hits	4	2x (Arkansas State)	4/19/22
Runs	3	4x (Arkansas State)	4/19/22
Doubles	2	at Louisiana Tech	3/13/21
Triples	1	7x (#16 Tennessee)	4/16/23
Home Runs	2	5x (#24 Vanderbilt)	5/13/22
RBI	6	UAPB	4/12/22
Walks	2	12x (at #6 Oklahoma State)	6/5/22
Stolen Bases	2	Rhode Island	3/17/19



21 HUNTER GRIMES

SEASON HIGHS

Category	High	Opponent (Last)	Date
Hits	2	UNLV	3/14/23
Runs	2	UNLV	3/14/23
Doubles	--	--	--
Triples	1	UNLV	3/14/23
Home Runs	--	--	--
RBI	3	Little Rock	4/11/23
Walks	3	Little Rock	4/11/23
Stolen Bases	--	--	--

CAREER HIGHS

Category	High	Opponent (Last)	Date
Hits	4	vs. Western Kentucky	5/24/19
Runs	4	vs. Western Kentucky	5/24/19
Doubles	1	2x (vs. Western Kentucky)	5/24/19
Triples	1	UNLV	3/14/23
Home Runs	2	at Louisiana Tech	4/5/19
RBI	3	2x (Little Rock)	4/11/23
Walks	3	Little Rock	4/11/23
Stolen Bases	--	--	--



18 REESE ROBINETT

SEASON HIGHS

Category	High	Opponent (Last)	Date
Hits	2	SEMO	3/21/23
Runs	2	2x (Omaha)	3/28/23
Doubles	--	--	--
Triples	--	--	--
Home Runs	1	2x (at #1 LSU)	3/24/23
RBI	3	at #1 LSU	3/24/23
Walks	1	Omaha	3/28/23
Stolen Bases	--	--	--

CAREER HIGHS

Category	High	Opponent (Last)	Date
Hits	2	SEMO	3/21/23
Runs	2	2x (Omaha)	3/28/23
Doubles	--	--	--
Triples	--	--	--
Home Runs	1	2x (at #1 LSU)	3/24/23
RBI	3	at #1 LSU	3/24/23
Walks	1	Omaha	3/28/23
Stolen Bases	--	--	--



24 PEYTON HOLT

SEASON HIGHS

Category	High	Opponent (Last)	Date
Hits	2	2x (Little Rock)	4/11/23
Runs	4	Little Rock	4/11/23
Doubles	--	--	--
Triples	1	Louisiana Tech	3/12/23
Home Runs	1	Louisiana Tech	3/11/23
RBI	2	2x (Little Rock)	4/11/23
Walks	2	Little Rock	4/11/23
Stolen Bases	1	#16 Tennessee	4/14/23

CAREER HIGHS

Category	High	Opponent (Last)	Date
Hits	2	2x (Little Rock)	4/11/23
Runs	4	Little Rock	4/11/23
Doubles	--	--	--
Triples	1	Louisiana Tech	3/12/23
Home Runs	1	Louisiana Tech	3/11/23
RBI	2	2x (Little Rock)	4/11/23
Walks	2	Little Rock	4/11/23
Stolen Bases	1	#16 Tennessee	4/14/23



26 MASON NEVILLE

SEASON HIGHS

Category	High	Opponent (Last)	Date
Hits	1	2x (Little Rock)	4/11/23
Runs	1	5x (Little Rock)	4/11/23
Doubles	--	--	--
Triples	--	--	--
Home Runs	--	--	--
RBI	1	2x (Little Rock)	4/11/23
Walks	1	3x (Little Rock)	4/11/23
Stolen Bases	--	--	--

CAREER HIGHS

Category	High	Opponent (Last)	Date
Hits	1	2x (Little Rock)	4/11/23
Runs	1	5x (Little Rock)	4/11/23
Doubles	--	--	--
Triples	--	--	--
Home Runs	--	--	--
RBI	1	2x (Little Rock)	4/11/23
Walks	1	3x (Little Rock)	4/11/23
Stolen Bases	--	--	--



43 CAL KILGORE

SEASON HIGHS

Category	High	Opponent (Last)	Date
Hits	--	--	--
Runs	--	--	--
Doubles	--	--	--
Triples	--	--	--
Home Runs	--	--	--
RBI	--	--	--
Walks	--	--	--
Stolen Bases	--	--	--

CAREER HIGHS

Category	High	Opponent (Last)	Date
Hits	3	Utah Tech	5/1/22
Runs	2	3x (at Utah Valley)	5/19/22
Doubles	1	8x (vs. Sacramento State)	5/27/22
Triples	--	--	--
Home Runs	--	--	--
RBI	2	2x (UTRGV)	4/16/22
Walks	2	at Nebraska	3/15/22
Stolen Bases	1	5x (vs. Abilene Christian)	5/28/22



44 PARKER ROWLAND

SEASON HIGHS

Category	High	Opponent (Last)	Date
Hits	2	3x (Alabama)	4/2/23
Runs	2	Omaha	3/28/23
Doubles	1	2x (Illinois State)	3/1/23
Triples	--	--	--
Home Runs	1	2x (Louisiana Tech)	3/10/23
RBI	2	3x (Louisiana Tech)	3/10/23
Walks	2	Omaha	3/28/23
Stolen Bases	--	--	--

CAREER HIGHS


Category	High	Opponent (Last)	Date
Hits	2	4x (Alabama)	4/2/23
Runs	2	Omaha	3/28/23
Doubles	1	3x (Illinois State)	3/1/23
Triples	--	--	--
Home Runs	1	2x (Louisiana Tech)	3/10/23
RBI	2	4x (Louisiana Tech)	3/10/23
Walks	2	Omaha	3/28/23
Stolen Bases	--	--	--

**15 BEN McLAUGHLIN****SEASON HIGHS**

Category	High	Opponent (Last)	Date
Innings	1.0	2x (Little Rock)	4/11/23
Longest Start	--	--	--
Shortest Start	--	--	--
Longest Relief	1.0	2x (Little Rock)	4/11/23
Hits	4	Little Rock	4/11/23
Runs	3	Little Rock	4/11/23
Earned Runs	3	Little Rock	4/11/23
Walks	1	Little Rock	4/11/23
Strikeouts	2	2x (Little Rock)	4/11/23

CAREER HIGHS


Category	High	Opponent (Last)	Date
Innings	1.0	2x (Little Rock)	4/11/23
Longest Start	--	--	--
Shortest Start	--	--	--
Longest Relief	1.0	2x (Little Rock)	4/11/23
Hits	4	Little Rock	4/11/23
Runs	3	Little Rock	4/11/23
Earned Runs	3	Little Rock	4/11/23
Walks	1	Little Rock	4/11/23
Strikeouts	2	2x (Little Rock)	4/11/23

**28 KOTY FRANK****SEASON HIGHS**

Category	High	Opponent (Last)	Date
Innings	4.0	Illinois State	3/1/23
Longest Start	--	--	--
Shortest Start	--	--	--
Longest Relief	4.0	Illinois State	3/1/23
Hits	4	Illinois State	3/1/23
Runs	3	Illinois State	3/1/23
Earned Runs	3	Illinois State	3/1/23
Walks	1	Grambling	2/21/23
Strikeouts	3	2x (Illinois State)	3/1/23

CAREER HIGHS


Category	High	Opponent (Last)	Date
Innings	6.2	2x (BYU)	4/14/22
Longest Start	6.2	2x (BYU)	4/14/22
Shortest Start	4.0	Iowa	5/1/22
Longest Relief	4.2	Sam Houston	2/18/22
Hits	10	Michigan	3/25/22
Runs	6	Michigan	3/25/22
Earned Runs	6	Michigan	3/25/22
Walks	4	at Indiana	4/24/22
Strikeouts	10	vs. Northwestern State	3/4/22

**25 BRADY TYGART****SEASON HIGHS**

Category	High	Opponent (Last)	Date
Innings	2.0	Grambling	2/21/23
Longest Start	--	--	--
Shortest Start	--	--	--
Longest Relief	2.0	Grambling	2/21/23
Hits	2	3x (Illinois State)	3/1/23
Runs	4	Illinois State	3/1/23
Earned Runs	3	Illinois State	3/1/23
Walks	1	Illinois State	3/1/23
Strikeouts	4	Grambling	2/21/23

CAREER HIGHS


Category	High	Opponent (Last)	Date
Innings	3.2	Mississippi State	4/3/22
Longest Start	--	--	--
Shortest Start	--	--	--
Longest Relief	3.2	Mississippi State	4/3/22
Hits	4	2x (at #6 Oklahoma State)	6/5/22
Runs	4	2x (Illinois State)	3/1/23
Earned Runs	4	at #6 Oklahoma State	6/5/22
Walks	4	Ole Miss	5/1/22
Strikeouts	7	Mississippi State	4/3/22

**29 AUSTIN LEDBETTER****SEASON HIGHS**

Category	High	Opponent (Last)	Date
Innings	3.2	Alabama	3/31/23
Longest Start	--	--	--
Shortest Start	--	--	--
Longest Relief	3.2	Alabama	3/31/23
Hits	9	Alabama	3/31/23
Runs	5	at #1 LSU	3/25/23
Earned Runs	5	at #1 LSU	3/25/23
Walks	2	3x (Little Rock)	4/12/23
Strikeouts	5	UNLV	3/14/23

CAREER HIGHS

Category	High	Opponent (Last)	Date
Innings	3.2	Alabama	3/31/23
Longest Start	--	--	--
Shortest Start	--	--	--
Longest Relief	3.2	Alabama	3/31/23
Hits	9	Alabama	3/31/23
Runs	5	at #1 LSU	3/25/23
Earned Runs	5	at #1 LSU	3/25/23
Walks	2	3x (Little Rock)	4/12/23
Strikeouts	5	UNLV	3/14/23




31 DYLAN CARTER

SEASON HIGHS

Category	High	Opponent (Last)	Date
Innings	4.2	#16 Tennessee	4/16/23
Longest Start	--	--	--
Shortest Start	--	--	--
Longest Relief	3.2	Alabama	4/2/23
Hits	6	#16 Tennessee	4/16/23
Runs	6	at #1 LSU	3/25/23
Earned Runs	5	at #1 LSU	3/25/23
Walks	3	at #1 LSU	3/25/23
Strikeouts	3	4x (#16 Tennessee)	4/16/23

CAREER HIGHS

Category	High	Opponent (Last)	Date
Innings	4.2	#16 Tennessee	4/16/23
Longest Start	--	--	--
Shortest Start	--	--	--
Longest Relief	3.2	Alabama	4/2/23
Hits	6	#16 Tennessee	4/16/23
Runs	6	at #1 LSU	3/25/23
Earned Runs	5	at #1 LSU	3/25/23
Walks	3	at #1 LSU	3/25/23
Strikeouts	3	4x (#16 Tennessee)	4/16/23



33 HAGEN SMITH

SEASON HIGHS

Category	High	Opponent (Last)	Date
Innings	5.0	3x (at Ole Miss)	4/7/23
Longest Start	5.0	3x (at Ole Miss)	4/7/23
Shortest Start	4.2	2x (Wright State)	3/3/23
Longest Relief	4.2	at #1 LSU	3/24/23
Hits	5	2x (Alabama)	4/1/23
Runs	4	at Ole Miss	4/7/23
Earned Runs	4	at Ole Miss	4/7/23
Walks	5	Wright State	3/3/23
Strikeouts	8	2x (at #1 LSU)	3/24/23

CAREER HIGHS

Category	High	Opponent (Last)	Date
Innings	7.0	2x (LSU)	4/15/22
Longest Start	7.0	2x (LSU)	4/15/22
Shortest Start	1.1	at #6 Oklahoma State	6/4/22
Longest Relief	4.2	at #1 LSU	3/24/23
Hits	7	2x (Ole Miss)	4/30/22
Runs	7	at Florida	4/8/22
Earned Runs	6	at Florida	4/8/22
Walks	5	2x (Wright State)	3/3/23
Strikeouts	9	Southeastern Louisiana	3/5/22



32 ZACK MORRIS

SEASON HIGHS

Category	High	Opponent (Last)	Date
Innings	3.1	vs. #15 TCU	2/18/23
Longest Start	1.0	Illinois State	3/1/23
Shortest Start	--	--	--
Longest Relief	3.1	vs. #15 TCU	2/18/23
Hits	5	2x (Illinois State)	3/1/23
Runs	4	2x (at #1 LSU)	3/25/23
Earned Runs	4	Grambling	2/21/23
Walks	3	Little Rock	4/12/23
Strikeouts	5	SEMO	3/21/23

CAREER HIGHS

Category	High	Opponent (Last)	Date
Innings	3.1	2x (vs. #15 TCU)	2/18/23
Longest Start	3.1	at #6 Oklahoma State	6/6/22
Shortest Start	0.2	vs. Ole Miss	6/20/22
Longest Relief	3.1	vs. #15 TCU	2/18/23
Hits	5	2x (Illinois State)	3/1/23
Runs	4	2x (at #1 LSU)	3/25/23
Earned Runs	4	Grambling	2/21/23
Walks	3	3x (Little Rock)	4/12/23
Strikeouts	5	SEMO	3/21/23




34 NICK GRIFFIN

SEASON HIGHS

Category	High	Opponent (Last)	Date
Innings	--	--	--
Longest Start	--	--	--
Shortest Start	--	--	--
Longest Relief	--	--	--
Hits	--	--	--
Runs	--	--	--
Earned Runs	--	--	--
Walks	--	--	--
Strikeouts	--	--	--

CAREER HIGHS

Category	High	Opponent (Last)	Date
Innings	2.0	Arkansas State	4/19/22
Longest Start	--	--	--
Shortest Start	--	--	--
Longest Relief	2.0	Arkansas State	4/19/22
Hits	1	4x (Missouri State)	5/3/22
Runs	1	2x (Missouri State)	5/3/22
Earned Runs	1	2x (Missouri State)	5/3/22
Walks	3	2x (Arkansas State)	4/19/22
Strikeouts	4	Arkansas State	4/19/22




35 JORDAN HUSKEY

SEASON HIGHS

Category	High	Opponent (Last)	Date
Innings	--	--	--
Longest Start	--	--	--
Shortest Start	--	--	--
Longest Relief	--	--	--
Hits	--	--	--
Runs	--	--	--
Earned Runs	--	--	--
Walks	--	--	--
Strikeouts	--	--	--

CAREER HIGHS

Category	High	Opponent (Last)	Date
Innings	--	--	--
Longest Start	--	--	--
Shortest Start	--	--	--
Longest Relief	--	--	--
Hits	--	--	--
Runs	--	--	--
Earned Runs	--	--	--
Walks	--	--	--
Strikeouts	--	--	--



37 JAKE FAHERTY

SEASON HIGHS

Category	High	Opponent (Last)	Date
Innings	0.2	Wright State	3/4/23
Longest Start	--	--	--
Shortest Start	--	--	--
Longest Relief	0.2	Wright State	3/4/23
Hits	0	Wright State	3/4/23
Runs	3	Wright State	3/4/23
Earned Runs	3	Wright State	3/4/23
Walks	3	Wright State	3/4/23
Strikeouts	1	Wright State	3/4/23

CAREER HIGHS

Category	High	Opponent (Last)	Date
Innings	0.2	Wright State	3/4/23
Longest Start	--	--	--
Shortest Start	--	--	--
Longest Relief	0.2	Wright State	3/4/23
Hits	0	2x (Wright State)	3/4/23
Runs	3	Wright State	3/4/23
Earned Runs	3	Wright State	3/4/23
Walks	3	Wright State	3/4/23
Strikeouts	1	2x (Wright State)	3/4/23



36 PARKER COIL

SEASON HIGHS

Category	High	Opponent (Last)	Date
Innings	3.2	Army	3/7/23
Longest Start	3.2	Army	3/7/23
Shortest Start	--	--	--
Longest Relief	1.1	vs. #15 TCU	2/18/23
Hits	6	Army	3/7/23
Runs	4	UNLV	3/14/23
Earned Runs	4	UNLV	3/14/23
Walks	3	vs. #15 TCU	2/18/23
Strikeouts	4	UNLV	3/14/23

CAREER HIGHS

Category	High	Opponent (Last)	Date
Innings	3.2	Army	3/7/23
Longest Start	3.2	Army	3/7/23
Shortest Start	--	--	--
Longest Relief	1.1	vs. #15 TCU	2/18/23
Hits	6	Army	3/7/23
Runs	4	UNLV	3/14/23
Earned Runs	4	UNLV	3/14/23
Walks	3	vs. #15 TCU	2/18/23
Strikeouts	4	UNLV	3/14/23




38 SEAN FITZPATRICK

SEASON HIGHS

Category	High	Opponent (Last)	Date
Innings	2.0	Little Rock	4/11/23
Longest Start	--	--	--
Shortest Start	--	--	--
Longest Relief	2.0	Little Rock	4/11/23
Hits	2	2x (Little Rock)	4/11/23
Runs	0	2x (Little Rock)	4/11/23
Earned Runs	0	2x (Little Rock)	4/11/23
Walks	2	Little Rock	4/11/23
Strikeouts	3	Little Rock	4/11/23

CAREER HIGHS

Category	High	Opponent (Last)	Date
Innings	2.0	Little Rock	4/11/23
Longest Start	--	--	--
Shortest Start	--	--	--
Longest Relief	2.0	Little Rock	4/11/23
Hits	2	2x (Little Rock)	4/11/23
Runs	0	2x (Little Rock)	4/11/23
Earned Runs	0	2x (Little Rock)	4/11/23
Walks	2	Little Rock	4/11/23
Strikeouts	3	Little Rock	4/11/23




39 HUNTER HOLLAN

SEASON HIGHS

Category	High	Opponent (Last)	Date
Innings	6.0	4x (#16 Tennessee)	4/14/23
Longest Start	6.0	4x (#16 Tennessee)	4/14/23
Shortest Start	4.0	2x (Alabama)	3/31/23
Longest Relief	--	--	--
Hits	10	Alabama	3/31/23
Runs	7	Alabama	3/31/23
Earned Runs	7	Alabama	3/31/23
Walks	3	2x (at Ole Miss)	4/7/23
Strikeouts	7	2x (at #1 LSU)	3/24/23

CAREER HIGHS

Category	High	Opponent (Last)	Date
Innings	6.0	4x (#16 Tennessee)	4/14/23
Longest Start	6.0	4x (#16 Tennessee)	4/14/23
Shortest Start	4.0	2x (Alabama)	3/31/23
Longest Relief	--	--	--
Hits	10	Alabama	3/31/23
Runs	7	Alabama	3/31/23
Earned Runs	7	Alabama	3/31/23
Walks	3	2x (at Ole Miss)	4/7/23
Strikeouts	7	2x (at #1 LSU)	3/24/23




41 WILL McENTIRE

SEASON HIGHS

Category	High	Opponent (Last)	Date
Innings	9.0	Louisiana Tech	3/11/23
Longest Start	9.0	Louisiana Tech	3/11/23
Shortest Start	1.1	vs. #15 TCU	2/18/23
Longest Relief	0.2	Grambling	2/21/23
Hits	9	at #1 LSU	3/25/23
Runs	7	at #1 LSU	3/25/23
Earned Runs	7	at #1 LSU	3/25/23
Walks	3	2x (#16 Tennessee)	4/15/23
Strikeouts	6	3x (Auburn)	3/18/23

CAREER HIGHS

Category	High	Opponent (Last)	Date
Innings	9.0	Louisiana Tech	3/11/23
Longest Start	9.0	Louisiana Tech	3/11/23
Shortest Start	1.1	vs. #15 TCU	2/18/23
Longest Relief	5.1	at #6 Oklahoma State	6/5/22
Hits	9	at #1 LSU	3/25/23
Runs	7	at #1 LSU	3/25/23
Earned Runs	7	at #1 LSU	3/25/23
Walks	4	2x (at #6 Oklahoma State)	6/5/22
Strikeouts	9	vs. #25 Auburn	6/21/22




40 BEN BYBEE

SEASON HIGHS

Category	High	Opponent (Last)	Date
Innings	5.0	UNLV	3/15/23
Longest Start	5.0	UNLV	3/15/23
Shortest Start	0.2	Alabama	4/2/23
Longest Relief	2.0	at #1 LSU	3/25/23
Hits	6	UNLV	3/15/23
Runs	3	2x (Little Rock)	4/12/23
Earned Runs	3	Omaha	3/28/23
Walks	4	#16 Tennessee	4/16/23
Strikeouts	6	Little Rock	4/12/23

CAREER HIGHS

Category	High	Opponent (Last)	Date
Innings	5.0	UNLV	3/15/23
Longest Start	5.0	UNLV	3/15/23
Shortest Start	0.2	Alabama	4/2/23
Longest Relief	2.0	at #1 LSU	3/25/23
Hits	6	UNLV	3/15/23
Runs	3	2x (Little Rock)	4/12/23
Earned Runs	3	Omaha	3/28/23
Walks	4	#16 Tennessee	4/16/23
Strikeouts	6	Little Rock	4/12/23



45 GAGE WOOD

SEASON HIGHS

Category	High	Opponent (Last)	Date
Innings	3.0	2x (#16 Tennessee)	4/15/23
Longest Start	--	--	--
Shortest Start	--	--	--
Longest Relief	3.0	2x (#16 Tennessee)	4/15/23
Hits	3	2x (at Ole Miss)	4/8/23
Runs	2	2x (Alabama)	3/31/23
Earned Runs	2	2x (Alabama)	3/31/23
Walks	2	3x (#16 Tennessee)	4/15/23
Strikeouts	6	#16 Tennessee	4/15/23

CAREER HIGHS

Category	High	Opponent (Last)	Date
Innings	3.0	2x (#16 Tennessee)	4/15/23
Longest Start	--	--	--
Shortest Start	--	--	--
Longest Relief	3.0	2x (#16 Tennessee)	4/15/23
Hits	3	2x (at Ole Miss)	4/8/23
Runs	2	2x (Alabama)	3/31/23
Earned Runs	2	2x (Alabama)	3/31/23
Walks	2	3x (#16 Tennessee)	4/15/23
Strikeouts	6	#16 Tennessee	4/15/23




46 CHRISTIAN FOUTCH

SEASON HIGHS

Category	High	Opponent (Last)	Date
Innings	2.0	at Ole Miss	4/7/23
Longest Start	--	--	--
Shortest Start	--	--	--
Longest Relief	2.0	at Ole Miss	4/7/23
Hits	6	Little Rock	4/12/23
Runs	4	Little Rock	4/12/23
Earned Runs	4	Little Rock	4/12/23
Walks	1	3x (Little Rock)	4/12/23
Strikeouts	2	at Ole Miss	4/7/23

CAREER HIGHS

Category	High	Opponent (Last)	Date
Innings	2.0	at Ole Miss	4/7/23
Longest Start	--	--	--
Shortest Start	--	--	--
Longest Relief	2.0	at Ole Miss	4/7/23
Hits	6	Little Rock	4/12/23
Runs	4	Little Rock	4/12/23
Earned Runs	4	Little Rock	4/12/23
Walks	1	3x (Little Rock)	4/12/23
Strikeouts	2	at Ole Miss	4/7/23



49 CODY ADCOCK

SEASON HIGHS

Category	High	Opponent (Last)	Date
Innings	6.0	Auburn	3/19/23
Longest Start	6.0	Auburn	3/19/23
Shortest Start	2.1	at #1 LSU	3/25/23
Longest Relief	3.1	Alabama	4/2/23
Hits	5	Little Rock	4/11/23
Runs	4	2x (at #1 LSU)	3/25/23
Earned Runs	4	2x (at #1 LSU)	3/25/23
Walks	3	Little Rock	4/11/23
Strikeouts	6	Auburn	3/19/23

CAREER HIGHS

Category	High	Opponent (Last)	Date
Innings	6.0	Auburn	3/19/23
Longest Start	6.0	Auburn	3/19/23
Shortest Start	2.0	Arkansas State	5/4/21
Longest Relief	3.1	Alabama	4/2/23
Hits	5	2x (Little Rock)	4/11/23
Runs	4	3x (at #1 LSU)	3/25/23
Earned Runs	4	2x (at #1 LSU)	3/25/23
Walks	3	Little Rock	4/11/23
Strikeouts	6	Auburn	3/19/23




48 COOPER DOSSETT

SEASON HIGHS

Category	High	Opponent (Last)	Date
Innings	1.0	Eastern Illinois	2/26/23
Longest Start	--	--	--
Shortest Start	--	--	--
Longest Relief	1.0	Eastern Illinois	2/26/23
Hits	2	vs. #15 TCU	2/18/23
Runs	4	vs. #15 TCU	2/18/23
Earned Runs	4	vs. #15 TCU	2/18/23
Walks	3	vs. #15 TCU	2/18/23
Strikeouts	2	vs. #15 TCU	2/18/23

CAREER HIGHS

Category	High	Opponent (Last)	Date
Innings	1.0	Eastern Illinois	2/26/23
Longest Start	--	--	--
Shortest Start	--	--	--
Longest Relief	1.0	Eastern Illinois	2/26/23
Hits	2	vs. #15 TCU	2/18/23
Runs	4	vs. #15 TCU	2/18/23
Earned Runs	4	vs. #15 TCU	2/18/23
Walks	3	vs. #15 TCU	2/18/23
Strikeouts	2	vs. #15 TCU	2/18/23



55 JOSH HYNEMAN

SEASON HIGHS

Category	High	Opponent (Last)	Date
Innings	--	--	--
Longest Start	--	--	--
Shortest Start	--	--	--
Longest Relief	--	--	--
Hits	--	--	--
Runs	--	--	--
Earned Runs	--	--	--
Walks	--	--	--
Strikeouts	--	--	--

CAREER HIGHS

Category	High	Opponent (Last)	Date
Innings	--	--	--
Longest Start	--	--	--
Shortest Start	--	--	--
Longest Relief	--	--	--
Hits	--	--	--
Runs	--	--	--
Earned Runs	--	--	--
Walks	--	--	--
Strikeouts	--	--	--

A ||| OVERALL STATISTICS

Record: 29-7 Home: 24-3 Away: 3-3 Neutral: 2-1 SEC: 11-4

Player	avg	gp-gs	ab	r	h	2b	3b	hr	rbi	tb	slg%	bb	hp	so	gdp	ob%	sf	sh	sb-att	po	a	e	fld%
Jace Bohrofen	.402	35-35	112	40	45	9	0	10	32	84	.750	23	12	27	1	.533	3	0	5-7	62	2	2	.970
Jared Wegner	.351	33-32	111	37	39	3	2	12	44	82	.739	27	3	30	1	.486	1	0	3-3	59	0	0	1.000
Kendall Diggs	.343	33-32	108	32	37	8	1	8	38	71	.657	27	4	23	4	.486	1	0	1-1	7	0	2	.778
Tavian Josenberger	.333	35-34	132	39	44	9	0	7	25	74	.561	26	2	27	0	.444	2	1	9-12	84	5	0	1.000
Brady Slavens	.277	33-31	119	23	33	10	1	4	29	57	.479	9	4	22	4	.341	3	0	4-4	214	18	1	.996
Peyton Stovall	.275	31-31	120	27	33	3	1	4	25	50	.417	12	5	22	1	.352	5	0	2-2	59	65	2	.984
Caleb Cali	.250	26-21	76	14	19	3	0	5	18	37	.487	13	2	24	2	.374	0	0	1-3	12	47	4	.937
John Bolton	.185	31-31	92	23	17	3	0	0	9	20	.217	14	6	30	3	.325	2	1	4-5	37	77	5	.958

Ben McLaughlin	.385	8-4	13	0	5	0	1	0	3	7	.538	2	1	2	1	.500	0	0	0-0	7	0	0	1.000
Hunter Grimes	.333	9-3	15	5	5	0	1	0	6	7	.467	6	0	4	0	.500	1	0	0-0	7	0	1	.875
Peyton Holt	.304	14-5	23	8	7	0	1	1	7	12	.522	3	0	5	2	.385	0	0	1-1	9	11	2	.909
Jayson Jones	.281	13-9	32	10	9	2	0	2	6	17	.531	10	1	9	2	.465	0	0	1-1	8	6	1	.933
Reese Robinett	.261	12-5	23	7	6	0	0	2	7	12	.522	1	0	8	1	.292	0	0	0-0	20	5	0	1.000
Harold Coll	.245	20-12	53	10	13	5	0	2	15	24	.453	5	0	10	1	.305	1	0	1-1	15	22	1	.974
Parker Rowland	.202	25-23	84	12	17	2	0	2	13	25	.298	10	0	33	4	.284	1	1	0-1	200	15	1	.995
Hudson Polk	.143	16-13	35	7	5	0	0	1	4	8	.229	7	5	8	3	.362	0	0	0-2	114	4	0	1.000
Mason Neville	.133	11-3	15	5	2	0	0	0	2	2	.133	3	0	10	0	.278	0	0	0-0	5	0	0	1.000
Totals	.289	36	1163	299	336	57	8	60	283	589	.506	198	45	294	30	.406	20	3	32-43	935	299	28	.978
Opponents	.268	36	1207	186	323	43	4	45	166	509	.422	146	30	316	23	.357	14	8	22-30	874	272	40	.966

LOB - Team (257), Opp (284). DPs turned - Team (32), Opp (34). CI - Team (0), Opp (1). IBB - Team (1), Slavens 1, Opp (1).
Picked off - Stovall 1, Rowland 1, Coll 1.

(All games Sorted by Earned run avg)

Player	era	w-l	app	gs	cg	sho	sv	ip	h	r	er	bb	so	2b	3b	hr	b/avg	wp	hp	bk	sfa	sha	
Hagen Smith	2.79	5-1	10	5	0	0/1	2	38.2	26	12	12	22	59	4	0	5	.191	1	3	0	0	2	
Hunter Hollan	2.81	6-1	9	9	0	0/0	0	48.0	43	18	15	15	45	6	1	6	.243	1	8	1	3	0	
Dylan Carter	3.78	6-0	14	0	0	0/0	2	33.1	33	15	14	11	24	3	0	4	.260	3	2	0	2	0	
Will McEntire	5.20	5-1	10	9	1	0/0	0	45.0	54	28	26	16	34	12	1	11	.298	1	1	0	0	0	
Cody Adcock	6.37	3-1	15	3	0	0/1	1	29.2	31	22	21	11	28	2	0	8	.270	3	2	0	1	1	

Sean Fitzpatrick	0.00	0-0	2	0	0	0/0	0	2.1	4	0	0	2	4	1	0	0	.364	2	0	0	0	0	
Koty Frank	3.09	0-0	6	0	0	0/0	0	11.2	9	4	4	1	9	0	0	2	.214	1	0	0	0	1	
Gage Wood	3.38	1-0	14	0	0	0/1	3	16.0	10	6	6	12	25	1	0	0	.179	7	3	0	1	0	
Ben Bybee	4.76	2-0	10	7	0	0/0	0	22.2	21	13	12	19	23	5	1	2	.247	2	3	0	1	1	
Christian Foutch	4.91	0-0	6	0	0	0/0	0	7.1	8	4	4	3	5	1	0	1	.267	1	2	0	0	0	
Brady Tygart	5.68	1-0	4	0	0	0/0	1	6.1	6	5	4	1	10	0	0	2	.231	0	1	0	0	0	
Parker Coil	7.36	0-0	7	2	0	0/0	0	11.0	16	10	9	7	11	2	0	2	.348	3	1	0	2	0	
Austin Ledbetter	7.52	0-1	10	0	0	0/1	0	20.1	33	20	17	9	17	3	0	1	.379	3	2	0	4	0	
Zack Morris	8.40	0-2	9	1	0	0/0	2	15.0	23	19	14	9	14	3	1	1	.333	1	1	1	0	3	
Ben McLaughlin	13.50	0-0	2	0	0	0/0	0	2.0	4	3	3	1	4	0	0	0	.400	1	0	0	0	0	
Cooper Dossett	21.60	0-0	2	0	0	0/0	0	1.2	2	4	4	4	3	0	0	0	.286	0	1	0	0	0	
Jake Faherty	40.50	0-0	1	0	0	0/0	0	0.2	0	3	3	3	1	0	0	0	.000	0	0	2	0	0	
Totals	4.82	29-7	36	36	1	1/1	11	311.2	323	186	167	146	316	43	4	45	.268	30	30	4	14	8	
Opponents	8.22	7-29	36	36	0	0/0	1	291.1	336	299	266	198	294	57	8	60	.289	40	45	7	20	3	

PB - Team (4), Polk 4, Opp (7). Pickoffs - Team (5), Rowland 3, Hollan 1, McEntire 1, Opp (3). SBA/ATT - Rowland (11-15), Polk (11-14), Adcock (4-5), McEntire (2-4), Wood (3-3), Hollan (2-3), Morris (3-3), Bybee (1-3), Coil (1-2), Tygart (2-2), Smith (1-1), Ledbetter (1-1), Frank (1-1), Foutch (1-1), Carter (0-1).

Record: 11-4 Home: 8-1 Away: 3-3 SEC: 11-4

Player	avg	gp-gs	ab	r	h	2b	3b	hr	rbi	tb	slg%	bb	hp	so	gdp	ob%	sf	sh	sb-att	po	a	e	fld%
Tavian Josenberger	.317	15-15	60	20	19	5	0	4	10	36	.600	8	1	14	0	.406	0	1	4-4	31	2	0	1.000
Jace Bohrofen	.313	15-15	48	15	15	2	0	3	6	26	.542	10	5	14	1	.476	0	0	3-5	29	1	2	.938
Kendall Diggs	.292	15-15	48	11	14	4	1	2	15	26	.542	13	2	15	2	.460	0	0	1-1	5	0	1	.833
Jared Wegner	.286	13-12	42	9	12	0	0	4	11	24	.571	8	2	16	1	.423	0	0	0-0	27	0	0	1.000
Caleb Cali	.250	11-10	36	6	9	2	0	3	10	20	.556	6	1	8	0	.372	0	0	1-1	8	24	2	.941
Peyton Stovall	.228	15-15	57	9	13	0	0	1	8	16	.281	5	2	12	0	.303	2	0	0-0	30	40	1	.986
Brady Slavens	.216	15-14	51	7	11	2	1	2	14	21	.412	3	3	13	1	.283	3	0	2-2	100	7	0	1.000
Parker Rowland	.184	14-13	49	4	9	0	0	0	2	9	.184	2	0	24	3	.216	0	0	0-1	111	10	0	1.000
John Bolton	.108	14-14	37	7	4	1	0	0	1	5	.135	4	3	17	2	.244	1	1	3-4	22	27	1	.980

Ben McLaughlin	.571	3-3	7	0	4	0	1	0	1	6	.857	1	0	2	0	.625	0	0	0-0	0	0	0	.000
Hunter Grimes	.500	2-0	2	0	1	0	0	0	1	1	.500	0	0	1	0	.500	0	0	0-0	0	0	0	.000
Hudson Polk	.200	3-2	5	0	1	0	0	0	0	1	.200	0	0	3	1	.200	0	0	0-0	12	0	0	1.000
Reese Robinett	.167	4-1	6	1	1	0	0	1	4	4	.667	0	0	4	0	.167	0	0	0-0	8	0	0	1.000
Harold Coll	.120	10-6	25	2	3	0	0	0	3	3	.120	4	0	8	1	.241	0	0	0-0	6	7	1	.929
Peyton Holt	.000	3-0	1	0	0	0	0	0	0	0	.000	0	0	1	0	.000	0	0	1-1	0	0	0	.000
Jayson Jones	.000	2-0	1	0	0	0	0	0	0	0	.000	0	0	0	0	.000	0	0	0-0	0	0	0	.000
Mason Neville	.000	1-0	0	0	0	0	0	0	0	0	.000	0	0	0	0	.000	0	0	0-0	0	0	0	.000
Totals	.244	15	475	91	116	16	3	20	86	198	.417	64	19	152	12	.353	6	2	15-19	395	129	8	.985
Opponents	.270	15	511	76	138	19	3	26	69	241	.472	57	15	124	11	.358	4	1	7-9	378	101	14	.972

LOB - Team (97), Opp (117). DPs turned - Team (15), Opp (13). IBB - Team (0), Opp (1). Picked off - Rowland 1, Coll 1.

(SEC games only Sorted by Earned run avg)

Player	era	w-l	app	gs	cg	sho	sv	ip	h	r	er	bb	so	2b	3b	hr	b/avg	wp	hp	bk	sfa	sha
Hunter Hollan	3.29	3-1	5	5	0	0/0	0	27.1	27	11	10	9	24	3	1	5	.262	0	4	1	1	0
Hagen Smith	4.19	2-1	6	1	0	0/1	2	19.1	15	9	9	8	31	2	0	4	.214	0	3	0	0	1
Dylan Carter	4.34	3-0	7	0	0	0/0	1	18.2	20	10	9	8	13	2	0	4	.270	2	1	0	0	0
Cody Adcock	5.54	1-0	5	2	0	0/1	0	13.0	9	8	8	4	13	0	0	3	.191	2	1	0	0	0
Will McEntire	6.66	2-1	5	5	0	0/0	0	24.1	32	18	18	8	18	9	1	8	.323	1	1	0	0	0

Christian Foutch	0.00	0-0	3	0	0	0/0	0	4.0	2	0	0	1	3	0	0	0	.143	1	1	0	0	0
Gage Wood	4.00	0-0	6	0	0	0/1	3	9.0	8	4	4	5	12	1	0	0	.235	5	2	0	1	0
Ben Bybee	6.00	0-0	3	2	0	0/0	0	6.0	4	4	4	8	4	2	0	0	.182	0	1	0	0	0
Austin Ledbetter	8.31	0-0	4	0	0	0/1	0	8.2	18	8	8	5	5	0	0	1	.450	3	1	0	2	0
Zack Morris	13.50	0-1	2	0	0	0/0	0	1.1	3	4	2	1	1	0	1	1	.375	0	0	0	0	0
Totals	4.85	11-4	15	15	0	1/1	6	131.2	138	76	71	57	124	19	3	26	.270	14	15	1	4	1
Opponents	5.57	4-11	15	15	0	0/0	1	126.0	116	91	78	64	152	16	3	20	.244	11	19	0	6	2

PB - Team (0), Opp (2). Pickoffs - Team (5), Rowland 3, Hollan 1, McEntire 1, Opp (2). SBA/ATT - Rowland (6-8), Adcock (4-4), Carter (0-1), McEntire (0-1), Hollan (1-1), Wood (1-1), Polk (1-1), Foutch (1-1).

Score by innings	1	2	3	4	5	6	7	8	9	EX	Total
Arkansas	36	41	51	29	35	32	37	23	6	9	299
Opponents	20	15	14	27	20	34	24	18	12	2	186

Record when ...

Overall	29-7	After 6 leading	23-1
Conference	11-4 trailing	1-6
Non-Conference	18-3 tied	5-0
Home games	24-3	After 7 leading	22-0
Away games	3-3 trailing	1-6
Neutral site	2-1 tied	1-0
Day games	23-3	After 8 leading	22-0
Night games	6-4 trailing	0-6
vs Left starter	9-1 tied	1-0
vs Right starter	20-6		
1-Run games	3-0	Hit 0 home runs	2-0
2-Run games	3-0	... 1 home run	13-5
5+Run games	17-6	... 2+ home runs	14-2
Extra innings	2-0		
Shutouts	1-0	Opponent 0 home runs	10-0
	 1 home run	12-2
Scoring 0-2 runs	0-2 2+ HRs	7-5
..... 3-5 runs	5-4		
..... 6-9 runs	12-1	Made 0 errors	14-3
..... 10+ runs	12-0 1 error	9-1
	 2+ errors	6-3
Opponent 0-2 runs	13-0		
..... 3-5 runs	10-0	Opp. made 0 errors	6-2
..... 6-9 runs	6-1 1 error	17-3
..... 10+ runs	0-6 2+ errors	6-2
Scored in 1st inning	12-3	Out-hit opponent	21-0
Opp. scored in 1st	9-3	Out-hit by opponent	6-7
Scores first	17-4	Hits are tied	2-0
Opp. scores first	12-3		

Record when team scores:

Runs	0	1	2	3	4	5	6	7	8	9	10+
W-L	0-0	0-1	0-1	1-1	0-2	4-1	4-1	4-0	0-0	4-0	12-0

Record when opponent scores:

Runs	0	1	2	3	4	5	6	7	8	9	10+
W-L	1-0	2-0	10-0	5-0	3-0	2-0	3-0	2-1	0-0	1-0	0-6

Record when leading after:

Inn.	1	2	3	4	5	6	7	8
W-L	11-1	15-1	20-0	21-0	22-1	23-1	22-0	22-0

Record when trailing after:

Inn.	1	2	3	4	5	6	7	8
W-L	5-1	6-2	6-1	5-4	4-4	1-6	1-6	0-6

Record when tied after:

Inn.	1	2	3	4	5	6	7	8
W-L	13-5	8-4	3-6	3-3	3-2	5-0	1-0	1-0

Current winning streak: 3
Longest winning streak: 15
Longest losing streak: 2

Home attendance : 257386 (27 dates avg = 9532)
Away attendance : 117201 (9 dates avg = 13022)
Total attendance: 374587 (36 dates avg = 10405)

Starting Lineup By Position (Team W-L record when starter)

PITCHER:		
Hunter Hollan	9	(7-2)
Will McEntire	9	(7-2)
Ben Bybee	7	(6-1)
Hagen Smith	5	(4-1)
Cody Adcock	3	(2-1)
Parker Coil	2	(2-0)
Zack Morris	1	(1-0)
CATCHER:		
Parker Rowland	23	(20-3)
Hudson Polk	13	(9-4)
FIRST BASE:		
Brady Slavens	30	(23-7)
Reese Robinett	3	(3-0)
Jayson Jones	2	(2-0)
Ben McLaughlin	1	(1-0)
SECOND BASE:		
Peyton Stovall	31	(24-7)
Peyton Holt	3	(3-0)
Harold Coll	1	(1-0)
Jayson Jones	1	(1-0)
THIRD BASE:		
Caleb Cali	21	(17-4)
Harold Coll	6	(5-1)
Jayson Jones	4	(3-1)
Peyton Holt	2	(2-0)
Reese Robinett	2	(1-1)
Brady Slavens	1	(1-0)
SHORTSTOP:		
John Bolton	31	(25-6)
Harold Coll	5	(4-1)
LEFT FIELD:		
Jared Wegner	31	(25-6)
Jace Bohrofen	3	(3-0)
Hunter Grimes	1	(0-1)
Mason Neville	1	(1-0)
CENTER FIELD:		
Tavian Josenberger	34	(27-7)
Mason Neville	1	(1-0)
Jared Wegner	1	(1-0)
RIGHT FIELD:		
Jace Bohrofen	30	(23-7)
Kendall Diggs	4	(4-0)
Hunter Grimes	2	(2-0)
DESIGNATED HITTER:		
Kendall Diggs	28	(22-6)
Ben McLaughlin	3	(3-0)
Jace Bohrofen	2	(2-0)
Jayson Jones	2	(2-0)
Mason Neville	1	(0-1)

Starting Lineup By Lineup Spot (Team W-L record when starter)

LEADOFF:		
Tavian Josenberger	34	(27-7)
Hunter Grimes	1	(1-0)
Kendall Diggs	1	(1-0)
2ND SPOT:		
Peyton Stovall	26	(21-5)
Jared Wegner	3	(3-0)
Jace Bohrofen	3	(2-1)
Hunter Grimes	2	(1-1)
Kendall Diggs	2	(2-0)
3RD SPOT:		
Jared Wegner	27	(22-5)
Jace Bohrofen	4	(4-0)
Caleb Cali	3	(2-1)
Brady Slavens	1	(1-0)
Peyton Stovall	1	(0-1)
CLEANUP:		
Brady Slavens	21	(17-4)
Jace Bohrofen	9	(7-2)
Kendall Diggs	4	(3-1)
Jayson Jones	1	(1-0)
Harold Coll	1	(1-0)
5TH SPOT:		
Jace Bohrofen	14	(11-3)
Kendall Diggs	8	(6-2)
Peyton Stovall	4	(3-1)
Caleb Cali	3	(3-0)
Brady Slavens	3	(3-0)
Jared Wegner	2	(1-1)
Reese Robinett	1	(1-0)
Jayson Jones	1	(1-0)
6TH SPOT:		
Kendall Diggs	14	(12-2)
Caleb Cali	7	(5-2)
Jace Bohrofen	5	(4-1)
Brady Slavens	3	(2-1)
Harold Coll	2	(2-0)
Reese Robinett	2	(1-1)
Jayson Jones	2	(2-0)
Ben McLaughlin	1	(1-0)
7TH SPOT:		
Caleb Cali	8	(7-1)
Harold Coll	7	(6-1)
Jayson Jones	4	(3-1)
Peyton Holt	4	(4-0)
Ben McLaughlin	3	(3-0)
Kendall Diggs	3	(2-1)
Reese Robinett	2	(2-0)
Brady Slavens	2	(0-2)
Parker Rowland	1	(1-0)
Hudson Polk	1	(0-1)
Mason Neville	1	(1-0)
8TH SPOT:		
Parker Rowland	21	(18-3)
Hudson Polk	10	(8-2)
Jayson Jones	1	(1-0)
Mason Neville	1	(0-1)
Harold Coll	1	(0-1)
Peyton Holt	1	(1-0)
Brady Slavens	1	(1-0)
9TH SPOT:		
John Bolton	31	(25-6)
Hudson Polk	2	(1-1)
Parker Rowland	1	(1-0)
Mason Neville	1	(1-0)



STARTERS SUMMARY

Player	GS	Position											Batting Order								
		p	c	1b	2b	3b	ss	lf	cf	rf	of	dh	1st	2nd	3rd	4th	5th	6th	7th	8th	9th
Jace Bohrofen	35	3	.	30	.	2	.	3	4	9	14	5	.	.	.
Tavian Josenberge	34	34	.	.	.	34
Jared Wegner	32	31	1	3	27	.	2
Kendall Diggs	32	4	.	28	1	2	.	4	8	14	3	.	.
Peyton Stovall	31	.	.	.	31	26	1	.	4
Brady Slavens	31	.	.	30	.	1	1	21	3	3	2	1	.
John Bolton	31	31	31
Parker Rowland	23	.	23	1	21	1
Caleb Cali	21	21	3	.	3	7	8	.	.
Hudson Polk	13	.	13	1	10	2
Harold Coll	12	.	.	.	1	6	5	1	.	2	7	1	1
Hunter Hollan	9	9
Will McEntire	9	9
Jayson Jones	9	.	.	2	1	4	2	.	.	.	1	1	2	4	1	.
Ben Bybee	7	7
Reese Robinett	5	.	.	3	.	2	1	2	2	.	.
Peyton Holt	5	.	.	.	3	2	4	1	.
Hagen Smith	5	5
Ben McLaughlin	4	.	.	1	3	1	3	.	.
Cody Adcock	3	3
Hunter Grimes	3	1	.	2	.	.	1	2
Mason Neville	3	1	1	.	.	1	1	1	1
Parker Coil	2	2
Zack Morris	1	1

Multiple Hit Games	2	3	4	5+	Total
Jace Bohrofen	14	2	-	-	16
Tavian Josenberger	14	1	-	-	15
Jared Wegner	9	2	-	-	11
Brady Slavens	9	1	-	-	10
Peyton Stovall	5	4	-	-	9
Kendall Diggs	4	3	-	-	7
Caleb Cali	5	-	-	-	5
John Bolton	3	-	-	-	3
Harold Coll	2	1	-	-	3
Parker Rowland	3	-	-	-	3
Jayson Jones	2	-	-	-	2
Peyton Holt	2	-	-	-	2
Hunter Grimes	1	-	-	-	1
Reese Robinett	1	-	-	-	1
Ben McLaughlin	1	-	-	-	1
TEAM	75	14	0	0	89

Multiple RBI Games	2	3	4	5+	Total
Jared Wegner	7	6	-	1	14
Jace Bohrofen	8	2	1	-	11
Kendall Diggs	6	2	3	-	11
Tavian Josenberger	7	1	-	-	8
Brady Slavens	4	1	2	1	8
Caleb Cali	6	1	-	-	7
Peyton Stovall	5	1	1	-	7
Harold Coll	1	2	1	-	4
Parker Rowland	3	-	-	-	3
John Bolton	2	-	-	-	2
Jayson Jones	2	-	-	-	2
Reese Robinett	1	1	-	-	2
Peyton Holt	2	-	-	-	2
Hudson Polk	1	-	-	-	1
Ben McLaughlin	1	-	-	-	1
Hunter Grimes	-	1	-	-	1
TEAM	56	18	8	2	84

Hitting Streaks	Longest	Current
Jared Wegner	14	-
Kendall Diggs	13	-
Jace Bohrofen	8	-
Peyton Stovall	7	1
Brady Slavens	6	1
Tavian Josenberger	6	1
Caleb Cali	5	5
Jayson Jones	4	1
John Bolton	4	1
Ben McLaughlin	4	4
Hunter Grimes	4	-
Harold Coll	3	-
Parker Rowland	3	1
Reese Robinett	3	-
Hudson Polk	2	-
Peyton Holt	2	-
Mason Neville	1	1

Reached Base Streaks	Longest	Current
Kendall Diggs	27	27
John Bolton	18	2
Jared Wegner	18	6
Jace Bohrofen	16	16
Tavian Josenberger	13	13
Brady Slavens	12	2
Peyton Stovall	12	2
Caleb Cali	8	7
Hunter Grimes	8	-
Harold Coll	6	-
Ben McLaughlin	5	5
Parker Rowland	4	1
Jayson Jones	4	2
Hudson Polk	4	2
Reese Robinett	3	-
Peyton Holt	3	-
Mason Neville	1	1



INDIVIDUAL GAME-BY-GAME

#49 Cody Adcock - 2 games (All games)

Date	Opponent	Pos	AB	R	H	RBI	2B	3B	HR	BB	SB	CS	HBP	SAC	SF	GDP	K	PO	A	E	Avg
Mar 01	ILLINOIS STATE	p	0	0	0	0	0	0	0	0	0	0	0	0	0	0	0	0	1	0	.000
Mar 05	WRIGHT STATE	p	0	0	0	0	0	0	0	0	0	0	0	0	0	0	0	1	0	0	.000
Totals		ogs	0	0	0	0	0	0	0	0	0	0	0	0	0	0	0	1	1	0	.000

On base pct. .000 • Slugging pct. .000

#49 Cody Adcock - 15 appearances (All games)

Date	Opponent	GS	IP	H	R	ER	BB	SO	2B	3B	HR	WP	BK	HBP	IBB	Score	W-L	Sv	ERA	NP
Feb 17	vs Texas		1.0	2	2	2	0	2	1	0	1	0	0	0	0	3-2	1-0	0	18.00	28
Feb 19	vs Oklahoma State		1.0	0	0	0	0	1	0	0	0	0	0	0	0	18-1	1-0	0	9.00	17
Feb 24	EASTERN ILLINOI		0.1	1	0	0	0	1	0	0	0	0	0	0	0	13-2	1-0	0	7.71	9
Feb 26	EASTERN ILLINOI		1.1	4	4	4	0	2	1	0	2	0	0	0	0	3-12	1-1	0	14.73	28
Mar 01	ILLINOIS STATE		2.0	1	0	0	1	2	0	0	0	0	0	0	0	10-9	1-1	0	9.53	35
Mar 05	WRIGHT STATE		2.2	3	1	1	0	1	0	0	0	0	0	1	0	6-2	1-1	1	7.56	41
Mar 10	LOUISIANA TECH		1.0	3	2	2	1	2	0	0	1	0	0	0	0	7-4	1-1	1	8.68	26
Mar 12	LOUISIANA TECH		2.0	2	3	2	1	2	0	0	1	0	0	0	0	15-6	1-1	1	8.74	35
Mar 14	UNLV		1.1	1	0	0	1	1	0	0	0	0	0	0	0	13-7	1-1	1	7.82	35
Mar 19	AUBURN	*	6.0	1	0	0	1	6	0	0	0	0	0	0	0	5-0	2-1	1	5.30	82
Mar 25	at LSU-2	*	2.1	3	4	4	1	2	0	0	1	1	0	1	0	5-14	2-1	1	6.43	44
Apr 01	ALABAMA		0.1	0	0	0	0	1	0	0	0	0	0	0	0	9-6	2-1	1	6.33	6
Apr 02	ALABAMA		3.1	3	1	1	1	3	0	0	1	0	0	0	0	5-4	2-1	1	5.84	53
Apr 07	at Ole Miss-2		1.0	2	3	3	1	1	0	0	1	1	0	0	0	4-7	2-1	1	6.66	24
Apr 11	LITTLE ROCK	*	4.0	5	2	2	3	1	0	0	0	1	0	0	0	21-5	3-1	1	6.37	70
Totals		3	29.2	31	22	21	11	28	2	0	8	3	0	2	0	137-81	3-1	1	6.37	-

#8 Jace Bohrofen - 35 games (All games)

Date	Opponent	Pos	AB	R	H	RBI	2B	3B	HR	BB	SB	CS	HBP	SAC	SF	GDP	K	PO	A	E	Avg
Feb 17	vs Texas	*of	3	1	1	0	0	0	0	1	0	0	0	0	0	0	1	0	0	0	.333
Feb 18	vs TCU	*of	3	0	0	0	0	0	0	0	0	0	0	0	0	0	2	4	0	0	.167
Feb 19	vs Oklahoma State	*of	3	2	2	0	0	0	0	1	0	0	0	0	0	0	1	0	0	0	.333
Feb 21	GRAMBLING	*of	2	1	1	2	1	0	0	1	0	0	0	0	1	0	1	3	0	0	.364
Feb 24	EASTERN ILLINOI	*of	1	1	1	0	0	0	0	2	0	0	1	0	0	0	0	1	0	0	.417
Feb 25	EASTERN ILLINOI	*of	4	2	3	2	2	0	0	1	0	0	0	0	0	0	0	1	0	0	.500
Feb 26	EASTERN ILLINOI	*of	4	1	1	1	0	0	1	0	0	0	0	0	0	0	1	4	1	0	.450
Mar 01	ILLINOIS STATE	*of	4	1	0	0	0	0	0	1	0	0	1	0	0	0	1	1	0	0	.375
Mar 03	WRIGHT STATE	*of	2	0	0	0	0	0	0	1	0	0	1	0	0	0	2	1	0	0	.346
Mar 04	WRIGHT STATE	*of	3	1	2	1	1	0	0	1	0	0	0	0	0	0	0	1	0	0	.379
Mar 05	WRIGHT STATE	*of	4	1	3	3	0	0	1	0	0	0	0	0	0	0	0	1	0	0	.424
Mar 07	ARMY	*of	3	2	2	1	0	0	1	0	0	0	1	0	0	0	1	3	0	0	.444
Mar 10	LOUISIANA TECH	*of	3	1	2	2	0	0	1	1	0	0	1	0	0	0	0	2	0	0	.462
Mar 11	LOUISIANA TECH	*of	4	1	1	1	0	0	1	0	0	0	0	0	0	0	1	3	0	0	.442
Mar 12	LOUISIANA TECH	*of	4	2	2	2	1	0	0	1	0	0	0	0	0	0	0	3	0	0	.447
Mar 14	UNLV	*of	5	2	2	2	1	0	0	0	0	0	0	0	0	0	2	2	0	0	.442
Mar 15	UNLV	*dh	3	1	1	0	0	0	0	1	0	0	0	0	0	0	0	0	0	0	.436
Mar 17	AUBURN	*of	3	1	0	0	0	0	0	1	0	0	0	0	0	0	1	3	0	0	.414
Mar 18	AUBURN	*of	4	0	0	0	0	0	0	0	0	0	0	0	0	0	2	3	0	0	.387
Mar 19	AUBURN	*of	2	1	2	0	0	0	0	0	0	1	2	0	0	0	0	1	0	0	.406
Mar 24	at LSU	*of	4	1	1	0	0	0	0	0	0	1	1	0	0	0	3	2	0	0	.397
Mar 25	at LSU-1	*of	1	0	0	0	0	0	0	1	0	0	1	0	0	0	0	2	0	0	.391
Mar 25	at LSU-2	*of	3	2	2	0	1	0	0	2	0	0	0	0	0	0	0	2	0	0	.403
Mar 28	OMAHA	*of	3	1	2	3	0	0	0	0	0	0	1	0	1	0	0	2	0	0	.413
Mar 31	ALABAMA	*of	4	0	1	0	0	0	0	0	0	0	0	0	0	0	1	0	1	0	.405
Apr 01	ALABAMA	*of	2	2	2	2	0	0	1	2	0	0	0	0	0	0	0	2	0	0	.420
Apr 02	ALABAMA	*of	3	0	0	0	0	0	0	1	0	0	0	0	0	1	0	3	0	1	.405
Apr 07	at Ole Miss-1	*of	4	3	2	1	0	0	0	1	1	0	0	0	0	0	0	1	0	0	.409
Apr 07	at Ole Miss-2	*of	4	1	1	0	0	0	0	1	0	0	0	0	0	0	1	0	0	0	.402
Apr 08	at Ole Miss	*of	4	1	2	0	1	0	0	0	0	0	0	0	0	0	1	2	0	0	.406
Apr 11	LITTLE ROCK	*dh	2	3	2	4	0	0	1	1	0	0	0	0	1	0	0	0	0	0	.418
Apr 12	LITTLE ROCK	*of	4	1	2	2	1	0	1	0	0	0	1	0	0	0	0	1	0	0	.422
Apr 14	TENNESSEE	*of/of	4	1	1	1	0	0	1	0	0	0	0	0	0	0	2	2	0	1	.415
Apr 15	TENNESSEE	*of	3	1	1	2	0	0	1	0	2	0	1	0	0	0	0	3	0	0	.413
Apr 16	TENNESSEE	*of	3	1	0	0	0	0	0	1	0	0	0	0	0	0	3	3	0	0	.402
Totals		35gs	112	40	45	32	9	0	10	23	5	2	12	0	3	1	27	62	2	2	.402

On base pct. .533 • Slugging pct. .750

#9 John Bolton - 31 games (All games)

Date	Opponent	Pos	AB	R	H	RBI	2B	3B	HR	BB	SB	CS	HBP	SAC	SF	GDP	K	PO	A	E	Avg
Feb 17	vs Texas	*ss	4	0	2	1	1	0	0	0	0	0	0	0	0	0	1	2	4	0	.500
Feb 18	vs TCU	*ss	4	0	1	0	0	0	0	0	0	0	0	0	0	0	1	1	6	0	.375
Feb 19	vs Oklahoma State	*ss	3	1	1	2	0	0	0	0	0	0	0	0	1	0	2	0	2	0	.364
Feb 21	GRAMBLING	*ss	3	1	0	0	0	0	0	0	0	0	1	0	0	0	0	1	3	0	.286
Feb 24	EASTERN ILLINOI	*ss	4	2	2	0	0	0	0	0	0	0	0	0	0	0	0	0	2	0	.333
Feb 25	EASTERN ILLINOI	*ss	5	1	1	0	0	0	0	0	0	0	0	0	0	0	0	1	3	0	.304
Feb 26	EASTERN ILLINOI	*ss	3	1	1	1	1	0	0	0	0	0	0	0	0	0	1	0	1	0	.308
Mar 01	ILLINOIS STATE	*ss	5	0	1	0	0	0	0	0	0	0	0	0	0	0	2	1	7	2	.290
Mar 04	WRIGHT STATE	*ss	3	1	0	1	0	0	0	1	0	0	1	0	0	0	1	2	3	0	.265
Mar 05	WRIGHT STATE	*ss	3	1	1	1	0	0	0	1	1	0	0	0	0	0	0	0	2	0	.270
Mar 07	ARMY	*ss	2	0	0	0	0	0	0	1	0	0	0	0	0	0	0	0	4	0	.256
Mar 10	LOUISIANA TECH	*ss	2	0	0	0	0	0	0	2	0	0	0	0	0	0	1	0	5	0	.244
Mar 11	LOUISIANA TECH	*ss	2	1	0	0	0	0	0	1	0	0	0	0	0	0	0	1	0	0	.233
Mar 12	LOUISIANA TECH	*ss	3	3	2	0	0	0	0	1	0	0	1	0	0	0	1	1	3	0	.261
Mar 14	UNLV	*ss	4	1	0	0	0	0	0	1	0	0	0	0	0	0	2	1	2	1	.240
Mar 15	UNLV	*ss	3	1	0	0	0	0	0	1	0	0	0	0	0	0	1	4	2	1	.226
Mar 17	AUBURN	*ss	3	1	1	0	1	0	0	0	0	0	1	0	0	0	2	1	2	0	.232
Mar 18	AUBURN	*ss	3	1	1	1	0	0	0	0	0	0	0	0	1	0	1	2	5	0	.237
Mar 19	AUBURN	*ss	3	0	0	0	0	0	0	0	0	0	0	0	0	1	1	3	1	0	.226
Mar 24	at LSU	*ss	2	0	0	0	0	0	0	1	0	0	0	0	0	0	2	0	0	0	.219
Mar 25	at LSU-1	*ss	3	0	0	0	0	0	0	0	0	0	0	0	0	0	1	3	2	0	.209
Mar 25	at LSU-2	*ss	2	0	0	0	0	0	0	0	0	0	0	0	0	0	2	3	0	1	.203
Mar 28	OMAHA	*ss	2	2	1	2	0	0	0	1	0	0	0	0	0	1	0	0	1	0	.211
Mar 31	ALABAMA	*ss	1	0	0	0	0	0	0	0	0	0	0	0	0	0	0	1	1	0	.208
Apr 01	ALABAMA	*ss	2	0	0	0	0	0	0	0	0	0	0	1	0	0	2	0	2	0	.203
Apr 07	at Ole Miss-1	*ss	4	1	1	0	0	0	0	1	1	0	0	0	0	0	0	1	2	0	.205
Apr 07	at Ole Miss-2	*ss	2	0	0	0	0	0	0	0	0	0	1	0	0	0	1	2	3	0	.200
Apr 08	at Ole Miss	*ss	4	1	0	0	0	0	0	0	0	0	0	0	0	0	1	1	1	0	.190
Apr 14	TENNESSEE	*ss	3	1	0	0	0	0	0	0	1	0	0	0	0	0	1	0	3	0	.184
Apr 15	TENNESSEE	*ss	2	1	0	0	0	0	0	1	1	0	1	0	0	0	2	4	3	0	.180
Apr 16	TENNESSEE	*ss	3	1	1	0	0	0	0	1	0	1	0	0	0	1	1	1	2	0	.185
Totals		31gs	92	23	17	9	3	0	0	14	4	1	6	1	2	3	30	37	77	5	.185

On base pct. .325 • Slugging pct. .217

#40 Ben Bybee - 1 game (All games)

Date	Opponent	Pos	AB	R	H	RBI	2B	3B	HR	BB	SB	CS	HBP	SAC	SF	GDP	K	PO	A	E	Avg
Mar 15	UNLV	*p	0	0	0	0	0	0	0	0	0	0	0	0	0	0	0	1	0	0	.000
Totals		1gs	0	0	0	0	0	0	0	0	0	0	0	0	0	0	0	1	0	0	.000

On base pct. .000 • Slugging pct. .000

#40 Ben Bybee - 10 appearances (All games)

Date	Opponent	GS	IP	H	R	ER	BB	SO	2B	3B	HR	WP	BK	HBP	IBB	Score	W-L	Sv	ERA	NP
Feb 18	vs TCU		0.1	0	0	0	0	1	0	0	0	0	0	1	0	6-18	0-0	0	0.00	6
Feb 21	GRAMBLING	*	2.0	2	2	2	2	3	0	0	1	0	0	0	0	9-7	0-0	0	7.71	46
Mar 04	WRIGHT STATE		0.1	1	0	0	0	0	0	1	0	0	0	0	0	12-6	0-0	0	6.75	12
Mar 15	UNLV	*	5.0	6	0	0	1	3	2	0	0	0	0	1	0	5-2	1-0	0	2.35	63
Mar 21	SEMO	*	4.0	1	1	1	3	5	0	0	1	0	0	0	0	12-2	2-0	0	2.31	73
Mar 25	at LSU-2		2.0	1	0	0	1	1	0	0	0	0	0	0	0	5-14	2-0	0	1.98	27
Mar 28	OMAHA	*	2.0	3	3	3	3	1	1	0	0	1	0	0	0	16-3	2-0	0	3.45	43
Apr 02	ALABAMA	*	0.2	2	2	2	3	0	1	0	0	0	0	0	0	5-4	2-0	0	4.41	24
Apr 12	LITTLE ROCK	*	3.0	4	3	2	2	6	0	0	0	1	0	0	0	4-11	2-0	0	4.66	63
Apr 16	TENNESSEE	*	3.1	1	2	2	4	3	1	0	0	0	0	1	0	7-2	2-0	0	4.76	56
Totals		7	22.2	21	13	12	19	23	5	1	2	2	0	3	0	81-69	2-0	0	4.76	-



||| INDIVIDUAL GAME-BY-GAME

#6 Caleb Cali - 26 games (All games)

Date	Opponent	Pos	AB	R	H	RBI	2B	3B	HR	BB	SB	CS	HBP	SAC	SF	GDP	K	PO	A	E	Avg
Feb 17	vs Texas	*3b	5	0	0	0	0	0	0	0	0	0	0	0	0	1	4	1	0	1	.000
Feb 18	vs TCU	*3b	3	0	0	0	0	0	0	0	0	0	0	0	0	0	3	0	2	0	.000
Feb 21	GRAMBLING	3b	0	0	0	0	0	0	0	0	0	0	0	0	0	0	0	0	0	0	.000
Feb 24	EASTERN ILLINOI	ph	0	1	0	0	0	0	0	1	0	0	0	0	0	0	0	0	0	0	.000
Feb 25	EASTERN ILLINOI	*3b	2	1	0	0	0	0	0	1	0	0	0	0	0	0	0	0	1	0	.000
Mar 01	ILLINOIS STATE	*3b	4	1	1	2	0	0	1	1	0	0	0	0	0	0	1	0	3	0	.071
Mar 03	WRIGHT STATE	*3b	4	1	2	2	1	0	1	0	0	0	0	0	0	0	1	0	2	0	.167
Mar 04	WRIGHT STATE	*3b/1	4	1	2	2	0	0	0	1	0	1	0	0	0	1	1	0	1	0	.227
Mar 05	WRIGHT STATE	*3b	3	1	0	0	0	0	0	1	0	0	0	0	0	0	2	3	4	1	.200
Mar 07	ARMY	*3b	3	0	1	0	0	0	0	1	0	0	0	0	0	0	2	0	5	0	.214
Mar 10	LOUISIANA TECH	*3b	3	0	1	0	0	0	0	1	0	1	1	0	0	0	0	0	1	0	.226
Mar 12	LOUISIANA TECH	3b	1	0	0	0	0	0	0	0	0	0	0	0	0	0	0	0	0	0	.219
Mar 21	SEMO	*3b	4	1	1	0	0	0	0	0	0	0	0	0	0	0	1	0	4	0	.222
Mar 24	at LSU	3b	0	0	0	0	0	0	0	0	0	0	0	0	0	0	0	0	0	0	.222
Mar 25	at LSU-2	*3b	4	0	1	3	1	0	0	1	0	0	0	0	0	0	2	1	1	1	.225
Mar 28	OMAHA	ph	1	0	0	0	0	0	0	0	0	0	0	0	0	0	0	0	0	0	.220
Mar 31	ALABAMA	*3b	3	0	0	0	0	0	0	1	0	0	0	0	0	0	0	1	2	1	.205
Apr 01	ALABAMA	*3b	4	1	1	2	0	0	1	0	0	0	0	0	0	0	0	0	2	0	.208
Apr 02	ALABAMA	*3b	4	0	0	0	0	0	0	0	0	0	0	0	0	0	1	2	2	0	.192
Apr 07	at Ole Miss-1	*3b	5	1	2	2	1	0	1	0	0	0	0	0	0	0	2	2	2	0	.211
Apr 07	at Ole Miss-2	*3b	3	0	0	0	0	0	0	2	0	0	0	0	0	0	1	0	2	0	.200
Apr 08	at Ole Miss	*3b	3	3	2	1	0	0	1	1	1	0	0	0	0	0	0	0	4	0	.222
Apr 11	LITTLE ROCK	*3b	3	1	2	2	0	0	0	0	0	0	0	0	0	0	1	0	0	0	.242
Apr 14	TENNESSEE	*3b	3	0	1	0	0	0	0	0	0	0	1	0	0	0	2	0	2	0	.246
Apr 15	TENNESSEE	*3b	3	1	1	1	0	0	0	1	0	0	0	0	0	0	0	0	2	0	.250
Apr 16	TENNESSEE	*3b	4	0	1	1	0	0	0	0	0	0	0	0	0	0	0	2	5	0	.250
Totals		21gs	76	14	19	18	3	0	5	13	1	2	2	0	0	2	24	12	47	4	.250

On base pct. .374 • Slugging pct. .487

#31 Dylan Carter - 5 games (All games)

Date	Opponent	Pos	AB	R	H	RBI	2B	3B	HR	BB	SB	CS	HBP	SAC	SF	GDP	K	PO	A	E	Avg
Mar 03	WRIGHT STATE	p	0	0	0	0	0	0	0	0	0	0	0	0	0	0	0	1	0	0	.000
Mar 10	LOUISIANA TECH	p	0	0	0	0	0	0	0	0	0	0	0	0	0	0	0	1	0	0	.000
Mar 18	AUBURN	p	0	0	0	0	0	0	0	0	0	0	0	0	0	0	0	0	2	0	.000
Apr 02	ALABAMA	p	0	0	0	0	0	0	0	0	0	0	0	0	0	0	0	0	1	0	.000
Apr 07	at Ole Miss-1	p	0	0	0	0	0	0	0	0	0	0	0	0	0	0	0	1	0	0	.000
Totals		0gs	0	0	0	0	0	0	0	0	0	0	0	0	0	0	0	3	3	0	.000

On base pct. .000 • Slugging pct. .000

#31 Dylan Carter - 14 appearances (All games)

Date	Opponent	GS	IP	H	R	ER	BB	SO	2B	3B	HR	WP	BK	HBP	IBB	Score	W-L	Sv	ERA	NP
Feb 18	vs TCU		1.1	2	3	3	0	1	1	0	0	0	0	0	1	6-18	0-0	0	20.25	26
Feb 25	EASTERN ILLINOI		1.0	1	0	0	1	1	0	0	0	0	0	0	0	10-3	0-0	0	11.57	18
Mar 01	ILLINOIS STATE		2.1	1	0	0	0	1	0	0	0	0	0	0	0	10-9	1-0	0	5.79	30
Mar 03	WRIGHT STATE		2.1	4	1	1	1	3	0	0	0	0	0	0	0	12-2	1-0	0	5.14	43
Mar 07	ARMY		3.0	3	1	1	1	2	0	0	0	0	0	0	0	7-5	2-0	0	4.50	44
Mar 10	LOUISIANA TECH		3.0	1	0	0	0	2	0	0	0	0	0	0	0	7-4	2-0	1	3.46	35
Mar 14	UNLV		1.2	1	0	0	0	1	0	0	0	1	0	0	0	13-7	3-0	1	3.07	21
Mar 18	AUBURN		3.0	1	0	0	0	3	1	0	0	0	0	1	0	9-3	3-0	2	2.55	54
Mar 25	at LSU-2		1.2	4	6	5	3	3	0	0	2	0	0	0	0	5-14	3-0	2	4.66	52
Apr 01	ALABAMA		2.1	3	0	0	1	2	0	0	0	0	0	0	0	9-6	3-0	2	4.15	30
Apr 02	ALABAMA		3.2	2	1	1	2	1	0	0	0	2	0	0	0	5-4	4-0	2	3.91	63
Apr 07	at Ole Miss-1		2.0	2	2	2	1	1	0	0	1	0	0	0	0	11-2	4-0	2	4.28	33
Apr 08	at Ole Miss		1.1	2	1	1	0	0	0	0	1	0	0	0	0	6-4	5-0	2	4.40	16
Apr 16	TENNESSEE		4.2	6	0	0	1	3	1	0	0	0	0	0	0	7-2	6-0	2	3.78	73
Totals		0	33.1	33	15	14	11	24	3	0	4	3	0	2	0	117-83	6-0	2	3.78	-

#36 Parker Coil - 4 games (All games)

Date	Opponent	Pos	AB	R	H	RBI	2B	3B	HR	BB	SB	CS	HBP	SAC	SF	GDP	K	PO	A	E	Avg
Feb 18	vs TCU	p	0	0	0	0	0	0	0	0	0	0	0	0	0	0	0	0	1	0	.000
Feb 26	EASTERN ILLINOI	p	0	0	0	0	0	0	0	0	0	0	0	0	0	0	0	1	1	0	.000
Mar 03	WRIGHT STATE	p	0	0	0	0	0	0	0	0	0	0	0	0	0	0	0	1	0	0	.000
Mar 07	ARMY	*p	0	0	0	0	0	0	0	0	0	0	0	0	0	0	0	0	1	1	.000
Totals		1gs	0	0	0	0	0	0	0	0	0	0	0	0	0	0	0	2	3	1	.000

On base pct. .000 • Slugging pct. .000

#36 Parker Coil - 7 appearances (All games)

Date	Opponent	GS	IP	H	R	ER	BB	SO	2B	3B	HR	WP	BK	HBP	IBB	Score	W-L	Sv	ERA	NP
Feb 18	vs TCU		1.1	2	2	2	3	0	0	0	1	0	0	0	0	6-18	0-0	0	13.50	35
Feb 26	EASTERN ILLINOI		0.2	2	1	0	1	0	0	0	0	0	0	0	0	3-12	0-0	0	9.00	21
Mar 03	WRIGHT STATE		1.0	2	0	0	0	1	0	0	0	0	0	0	0	12-2	0-0	0	6.00	24
Mar 07	ARMY	*	3.2	6	3	3	1	3	1	0	1	2	0	0	0	7-5	0-0	0	6.75	60
Mar 14	UNLV	*	2.1	4	4	4	1	4	1	0	0	1	0	0	0	13-7	0-0	0	9.00	50
Mar 28	OMAHA		1.0	0	0	0	0	1	0	0	0	0	0	1	0	16-3	0-0	0	8.10	15
Apr 12	LITTLE ROCK		1.0	0	0	0	1	2	0	0	0	0	0	0	0	4-11	0-0	0	7.36	17
Totals		2	11.0	16	10	9	7	11	2	0	2	3	0	1	0	61-58	0-0	0	7.36	-

#1 Harold Coll - 20 games (All games)

Date	Opponent	Pos	AB	R	H	RBI	2B	3B	HR	BB	SB	CS	HBP	SAC	SF	GDP	K	PO	A	E	Avg
Feb 18	vs TCU	ph	1	0	0	0	0	0	0	0	0	0	0	0	0	0	1	0	0	0	.000
Feb 19	vs Oklahoma State	ss	0	0	0	1	0	0	0	0	0	0	0	0	1	0	0	0	0	0	.000
Mar 03	WRIGHT STATE	*ss	4	1	1	0	0	0	0	0	0	0	0	0	0	0	0	0	2	0	.200
Mar 04	WRIGHT STATE	ph/2	1	0	0	0	0	0	0	0	0	0	0	0	0	0	0	0	0	0	.167
Mar 14	UNLV	*2b/3	5	2	3	4	2	0	1	0	1	0	0	0	0	0	1	2	2	0	.364
Mar 15	UNLV	*3b	4	0	1	1	0	0	0	0	0	0	0	0	0	0	0	0	4	0	.333
Mar 17	AUBURN	*3b	2	1	0	0	0	0	0	2	0	0	0	0	0	0	1	0	2	0	.294
Mar 18	AUBURN	*3b	4	0	1	1	0	0	0	0	0	0	0	0	0	0	0	0	2	0	.286
Mar 19	AUBURN	*3b	4	0	1	2	0	0	0	0	0	0	0	0	0	1	1	2	2	0	.280
Mar 21	SEMO	*ss	4	2	2	3	2	0	0	0	0	0	0	0	0	0	0	1	1	0	.310
Mar 24	at LSU	*3b/ss	5	0	0	0	0	0	0	0	0	0	0	0	0	0	2	2	0	0	.265
Mar 25	at LSU-1	*3b/ss	2	0	0	0	0	0	0	1	0	0	0	0	0	0	1	0	0	0	.250
Mar 25	at LSU-2	ss	1	0	0	0	0	0	0	0	0	0	0	0	0	0	0	0	0	0	.243
Mar 28	OMAHA	ss	1	0	1	0	1	0	0	0	0	0	0	0	0	0	0	2	1	0	.263
Mar 31	ALABAMA	ph/ss	2	0	0	0	0	0	0	0	0	0	0	0	0	0	2	1	0	0	.250
Apr 01	ALABAMA	ph/ss	1	0	0	0	0	0	0	0	0	0	0	0	0	0	1	0	0	0	.244
Apr 02	ALABAMA	*ss	3	1	1	0	0	0	0	1	0	0	0	0	0	0	0	1	1	1	.250
Apr 07	at Ole Miss-2	ph/ss	1	0	0	0	0	0	0	0	0	0	0	0	0	0	0	0	0	0	.244
Apr 11	LITTLE ROCK	*ss	4	3	2	3	0	0	1	1	0	0	0	0	0	0	0	2	1	0	.265
Apr 12	LITTLE ROCK	*ss	4	0	0	0	0	0	0	0	0	0	0	0	0	0	0	2	4	0	.245
Totals		12gs	53	10	13	15	5	0	2	5	1	0	0	0	1	1	10	15	22	1	.245

On base pct. .305 • Slugging pct. .453



III INDIVIDUAL GAME-BY-GAME

#5 Kendall Diggs - 33 games (All games)

Date	Opponent	Pos	AB	R	H	RBI	2B	3B	HR	BB	SB	CS	HBP	SAC	SF	GDP	K	PO	A	E	Avg
Feb 17	vs Texas	*dh	3	0	1	2	0	0	0	0	0	0	1	0	0	0	1	0	0	0	.333
Feb 18	vs TCU	*dh	2	1	1	1	0	0	1	1	0	0	0	0	0	0	0	0	0	0	.400
Feb 19	vs Oklahoma State	*dh	3	2	1	0	0	0	0	0	0	0	1	0	0	0	0	0	0	0	.375
Feb 21	GRAMBLING	*dh	3	1	1	0	0	0	0	1	0	0	0	0	0	0	1	0	0	0	.364
Feb 24	EASTERN ILLINOI	*dh	4	2	1	4	0	0	1	1	0	0	0	0	0	0	1	0	0	0	.333
Feb 25	EASTERN ILLINOI	*dh	5	0	0	0	0	0	0	0	0	0	0	0	0	0	1	0	0	0	.250
Mar 01	ILLINOIS STATE	*dh	5	2	3	2	2	0	1	1	0	0	0	0	0	0	0	0	0	0	.320
Mar 03	WRIGHT STATE	*dh	2	1	0	0	0	0	0	2	0	0	0	0	0	0	1	0	0	0	.296
Mar 05	WRIGHT STATE	*dh	2	0	0	0	0	0	0	2	0	0	0	0	0	0	1	0	0	0	.276
Mar 07	ARMY	*dh	4	1	1	3	0	0	1	0	0	0	0	0	0	0	1	1	0	0	.273
Mar 10	LOUISIANA TECH	*dh	3	2	2	2	0	0	0	1	0	0	0	0	1	0	0	0	0	0	.306
Mar 11	LOUISIANA TECH	*dh	3	1	1	1	0	0	1	1	0	0	0	0	0	0	1	0	0	0	.308
Mar 12	LOUISIANA TECH	*dh	5	1	1	2	0	0	1	0	0	0	0	0	0	0	0	0	0	0	.295
Mar 14	UNLV	*dh	3	3	3	1	1	0	0	2	0	0	0	0	0	0	0	0	0	0	.340
Mar 15	UNLV	*of	4	0	1	2	1	0	0	0	0	0	0	0	0	0	0	1	0	1	.333
Mar 17	AUBURN	*dh	4	0	1	0	0	0	0	0	0	0	0	0	0	0	2	0	0	0	.327
Mar 18	AUBURN	*dh	3	1	2	4	2	0	0	1	0	0	0	0	0	0	0	0	0	0	.345
Mar 19	AUBURN	*dh	3	1	1	0	1	0	0	1	0	0	0	0	0	0	1	0	0	0	.344
Mar 24	at LSU	*dh	4	2	1	4	0	0	1	1	0	0	0	0	0	0	1	0	0	0	.338
Mar 25	at LSU-1	*dh	3	0	1	0	0	0	0	0	0	0	0	0	0	0	2	0	0	0	.338
Mar 25	at LSU-2	*dh	2	1	1	0	0	0	0	2	0	0	1	0	0	0	1	0	0	0	.343
Mar 28	OMAHA	*dh	3	3	3	2	0	0	0	1	0	0	0	0	0	0	0	0	0	0	.370
Mar 31	ALABAMA	*dh	3	0	0	0	0	0	0	1	0	0	0	0	0	0	1	0	0	0	.355
Apr 01	ALABAMA	*dh	3	2	1	3	0	0	1	1	0	0	0	0	0	1	1	0	0	0	.354
Apr 02	ALABAMA	*dh	2	0	0	0	0	0	0	2	0	0	0	0	0	0	0	0	0	0	.346
Apr 07	at Ole Miss-1	*dh	4	2	1	1	0	1	0	1	0	0	0	0	0	1	1	0	0	0	.341
Apr 07	at Ole Miss-2	*dh	4	0	1	1	1	0	0	1	0	0	0	0	0	0	2	0	0	0	.337
Apr 08	at Ole Miss	*dh	4	0	1	1	0	0	0	0	0	0	0	0	0	0	0	0	0	0	.333
Apr 11	LITTLE ROCK	ph/of	2	0	2	1	0	0	0	0	0	0	0	0	0	0	0	1	0	0	.347
Apr 12	LITTLE ROCK	*dh	4	1	1	0	0	0	0	1	0	0	0	0	0	0	1	0	0	0	.343
Apr 14	TENNESSEE	*of	3	0	2	0	0	0	0	1	1	0	0	0	0	0	0	2	0	0	.353
Apr 15	TENNESSEE	*of	4	1	1	1	0	0	0	0	0	0	0	0	0	0	2	1	0	1	.349
Apr 16	TENNESSEE	*of	2	1	0	0	0	0	0	1	0	0	1	0	0	0	1	2	0	0	.343
Totals		32gs	108	32	37	38	8	1	8	27	1	0	4	0	1	4	23	7	0	2	.343

On base pct. .486 • Slugging pct. .657

#48 Cooper Dossett - 2 appearances (All games)

Date	Opponent	GS	IP	H	R	ER	BB	SO	2B	3B	HR	WP	BK	HBP	IBB	Score	W-L	Sv	ERA	NP
Feb 18	vs TCU		0.2	2	4	4	3	2	0	0	0	0	0	1	0	6-18	0-0	0	54.00	37
Feb 26	EASTERN ILLINOI		1.0	0	0	0	1	1	0	0	0	0	0	0	0	3-12	0-0	0	21.60	21
Totals		0	1.2	2	4	4	4	3	0	0	0	0	0	1	0	9-30	0-0	0	21.60	-

#37 Jake Faherty - 1 appearance (All games)

Date	Opponent	GS	IP	H	R	ER	BB	SO	2B	3B	HR	WP	BK	HBP	IBB	Score	W-L	Sv	ERA	NP
Mar 04	WRIGHT STATE		0.2	0	3	3	3	1	0	0	0	0	2	0	0	12-6	0-0	0	40.50	22
Totals		0	0.2	0	3	3	3	1	0	0	0	0	2	0	0	12-6	0-0	0	40.50	-

#38 Sean Fitzpatrick - 1 game (All games)

Date	Opponent	Pos	AB	R	H	RBI	2B	3B	HR	BB	SB	CS	HBP	SAC	SF	GDP	K	PO	A	E	Avg
Apr 11	LITTLE ROCK	p	0	0	0	0	0	0	0	0	0	0	0	0	0	0	0	0	1	0	.000
Totals		0gs	0	0	0	0	0	0	0	0	0	0	0	0	0	0	0	0	1	0	.000

On base pct. .000 • Slugging pct. .000

#38 Sean Fitzpatrick - 2 appearances (All games)

Date	Opponent	GS	IP	H	R	ER	BB	SO	2B	3B	HR	WP	BK	HBP	IBB	Score	W-L	Sv	ERA	NP
Feb 18	vs TCU		0.1	2	0	0	0	1	1	0	0	1	0	0	0	6-18	0-0	0	0.00	15
Apr 11	LITTLE ROCK		2.0	2	0	0	2	3	0	0	0	1	0	0	0	21-5	0-0	0	0.00	47
Totals		0	2.1	4	0	0	2	4	1	0	0	2	0	0	0	27-23	0-0	0	0.00	-

#46 Christian Foutch - 1 game (All games)

Date	Opponent	Pos	AB	R	H	RBI	2B	3B	HR	BB	SB	CS	HBP	SAC	SF	GDP	K	PO	A	E	Avg
Apr 12	LITTLE ROCK	p	0	0	0	0	0	0	0	0	0	0	0	0	0	0	0	1	0	0	.000
Totals		0gs	0	0	0	0	0	0	0	0	0	0	0	0	0	0	0	1	0	0	.000

On base pct. .000 • Slugging pct. .000

#46 Christian Foutch - 6 appearances (All games)

Date	Opponent	GS	IP	H	R	ER	BB	SO	2B	3B	HR	WP	BK	HBP	IBB	Score	W-L	Sv	ERA	NP
Mar 12	LOUISIANA TECH		1.0	0	0	0	1	1	0	0	0	0	0	0	0	15-6	0-0	0	0.00	16
Mar 25	at LSU-2		1.0	0	0	0	0	0	0	0	0	0	0	1	0	5-14	0-0	0	0.00	14
Mar 28	OMAHA		1.0	0	0	0	0	0	0	0	0	0	0	0	0	16-3	0-0	0	0.00	19
Apr 07	at Ole Miss-2		2.0	2	0	0	1	2	0	0	0	1	0	0	0	4-7	0-0	0	0.00	33
Apr 12	LITTLE ROCK		1.1	6	4	4	1	1	1	0	1	0	0	1	0	4-11	0-0	0	5.68	28
Apr 16	TENNESSEE		1.0	0	0	0	0	1	0	0	0	0	0	0	0	7-2	0-0	0	4.91	12
Totals		0	7.1	8	4	4	3	5	1	0	1	1	0	2	0	51-43	0-0	0	4.91	-

#28 Koty Frank - 3 games (All games)

Date	Opponent	Pos	AB	R	H	RBI	2B	3B	HR	BB	SB	CS	HBP	SAC	SF	GDP	K	PO	A	E	Avg
Feb 17	vs Texas	p	0	0	0	0	0	0	0	0	0	0	0	0	0	0	0	0	1	0	.000
Feb 21	GRAMBLING	p	0	0	0	0	0	0	0	0	0	0	0	0	0	0	0	1	0	0	.000
Mar 01	ILLINOIS STATE	p	0	0	0	0	0	0	0	0	0	0	0	0	0	0	0	0	1	0	.000
Totals		0gs	0	0	0	0	0	0	0	0	0	0	0	0	0	0	0	1	2	0	.000

On base pct. .000 • Slugging pct. .000

#28 Koty Frank - 6 appearances (All games)

Date	Opponent	GS	IP	H	R	ER	BB	SO	2B	3B	HR	WP	BK	HBP	IBB	Score	W-L	Sv	ERA	NP
Feb 17	vs Texas		1.1	2	0	0	0	0	0	0	0	1	0	0	0	3-2	0-0	0	0.00	22
Feb 19	vs Oklahoma State		1.0	1	0	0	0	1	0	0	0	0	0	0	0	18-1	0-0	0	0.00	16
Feb 21	GRAMBLING		2.2	0	0	0	1	3	0	0	0	0	0	0	0	9-7	0-0	0	0.00	31
Feb 25	EASTERN ILLINOI		2.1	2	1	1	0	2	0	0	1	0	0	0	0	10-3	0-0	0	1.23	32
Mar 01	ILLINOIS STATE		4.0	4	3	3	0	3	0	0	1	0	0	0	0	10-9	0-0	0	3.18	55
Mar 05	WRIGHT STATE		0.1	0	0	0	0	0	0	0	0	0	0	0	0	6-2	0-0	0	3.09	1
Totals		0	11.2	9	4	4	1	9	0	0	2	1	0	0	0	56-24	0-0	0	3.09	-

#21 Hunter Grimes - 9 games (All games)

Date	Opponent	Pos	AB	R	H	RBI	2B	3B	HR	BB	SB	CS	HBP	SAC	SF	GDP	K	PO	A	E	Avg
Feb 19	vs Oklahoma State	ph/of	1	1	1	0	0	0	0	0	0	0	0	0	0	0	0	0	0	0	1.000
Mar 04	WRIGHT STATE	ph/of	0	0	0	0	0	0	0	1	0	0	0	0	0	0	0	0	0	0	1.000
Mar 14	UNLV	ph/2	2	2	2	1	0	1	0	0	0	0	0	0	0	0	0	0	0	1	1.000
Mar 18	AUBURN	ph	1	0	1	1	0	0	0	0	0	0	0	0	0	0	0	0	0	0	1.000
Mar 21	SEMO	*of	4	1	1	1	0	0	0	0	0	0	0	0	0	0	2	1	0	0	.625
Mar 28	OMAHA	of	0	0	0	0	0	0	0	1	0	0	0	0	0	0	0	1	0	0	.625
Apr 11	LITTLE ROCK	*of/of	2	1	0	3	0	0	0	3	0	0	0	0	1	0	0	2	0	0	.500
Apr 12	LITTLE ROCK	*of	4	0	0	0	0	0	0	1	0	0	0	0	0	0	1	3	0	0	.357
Apr 16	TENNESSEE	ph	1	0	0	0	0	0	0	0	0	0	0	0	0	0	1	0	0	0	.333
Totals		3gs	15	5	5	6	0	1	0	6	0	0	0	0	1	0	4	7	0	1	.333

On base pct. .500 • Slugging pct. .467



III INDIVIDUAL GAME-BY-GAME

#39 Hunter Hollan - 7 games (All games)

Date	Opponent	Pos	AB	R	H	RBI	2B	3B	HR	BB	SB	CS	HBP	SAC	SF	GDP	K	PO	A	E	Avg
Feb 26	EASTERN ILLINOI	*p	0	0	0	0	0	0	0	0	0	0	0	0	0	0	0	0	0	1	.000
Mar 05	WRIGHT STATE	*p	0	0	0	0	0	0	0	0	0	0	0	0	0	0	0	0	1	0	.000
Mar 12	LOUISIANA TECH	*p	0	0	0	0	0	0	0	0	0	0	0	0	0	0	0	0	1	0	.000
Mar 17	AUBURN	*p	0	0	0	0	0	0	0	0	0	0	0	0	0	0	0	0	1	0	.000
Mar 24	at LSU	*p	0	0	0	0	0	0	0	0	0	0	0	0	0	0	0	1	1	0	.000
Mar 31	ALABAMA	*p	0	0	0	0	0	0	0	0	0	0	0	0	0	0	0	0	1	0	.000
Apr 07	at Ole Miss-1	*p	0	0	0	0	0	0	0	0	0	0	0	0	0	0	0	0	2	0	.000
Totals		7gs	0	0	0	0	0	0	0	0	0	0	0	0	0	0	0	2	6	1	.000

On base pct. .000 • Slugging pct. .000

#39 Hunter Hollan - 9 appearances (All games)

Date	Opponent	GS	IP	H	R	ER	BB	SO	2B	3B	HR	WP	BK	HBP	IBB	Score	W-L	Sv	ERA	NP
Feb 19	vs Oklahoma State	*	4.0	3	1	1	2	5	1	0	0	0	0	1	0	18-1	1-0	0	2.25	68
Feb 26	EASTERN ILLINOI	*	5.2	6	2	2	2	4	1	0	1	0	0	0	0	3-12	1-0	0	2.79	86
Mar 05	WRIGHT STATE	*	6.0	5	1	1	2	5	1	0	0	0	0	0	0	6-2	2-0	0	2.30	90
Mar 12	LOUISIANA TECH	*	5.0	2	3	1	0	7	0	0	0	1	0	3	0	15-6	3-0	0	2.18	77
Mar 17	AUBURN	*	6.0	6	2	2	3	3	0	0	1	0	0	1	0	7-2	4-0	0	2.36	94
Mar 24	at LSU	*	5.1	3	0	0	1	7	0	1	0	0	0	0	0	9-3	4-0	0	1.97	87
Mar 31	ALABAMA	*	4.0	10	7	7	1	4	2	0	3	0	0	0	0	1-12	4-1	0	3.50	84
Apr 07	at Ole Miss-1	*	6.0	3	0	0	3	4	0	0	0	0	0	2	0	11-2	5-1	0	3.00	97
Apr 14	TENNESSEE	*	6.0	5	2	1	1	6	1	0	1	0	1	1	0	5-2	6-1	0	2.81	101
Totals		9	48.0	43	18	15	15	45	6	1	6	1	1	8	0	75-42	6-1	0	2.81	-

#24 Peyton Holt - 14 games (All games)

Date	Opponent	Pos	AB	R	H	RBI	2B	3B	HR	BB	SB	CS	HBP	SAC	SF	GDP	K	PO	A	E	Avg
Feb 19	vs Oklahoma State	ph/2	2	0	1	1	0	0	0	0	0	0	0	0	0	0	0	0	0	0	.500
Feb 21	GRAMBLING	pr	0	1	0	0	0	0	0	0	0	0	0	0	0	0	0	0	0	0	.500
Feb 24	EASTERN ILLINOI	*2b	4	0	2	2	0	0	0	0	0	0	0	0	0	1	0	2	1	0	.500
Mar 04	WRIGHT STATE	ph/3	1	0	0	0	0	0	0	0	0	0	0	0	0	0	0	0	1	0	.429
Mar 10	LOUISIANA TECH	pr/3b	0	0	0	0	0	0	0	0	0	0	0	0	0	0	0	0	1	0	.429
Mar 11	LOUISIANA TECH	*3b	4	1	1	1	0	1	0	0	0	0	0	0	0	0	1	1	2	1	.364
Mar 12	LOUISIANA TECH	*3b	4	1	1	1	0	1	0	0	0	0	0	0	0	0	1	0	0	1	.333
Mar 21	SEMO	*2b	2	1	0	0	0	0	0	1	0	0	0	0	0	0	1	1	1	0	.294
Mar 25	at LSU-1	2b	0	0	0	0	0	0	0	0	0	0	0	0	0	0	0	0	0	0	.294
Mar 28	OMAHA	2b	1	0	0	0	0	0	0	0	0	0	0	0	0	1	0	1	1	0	.278
Apr 11	LITTLE ROCK	*2b	3	4	2	2	0	0	0	2	0	0	0	0	0	0	0	4	4	0	.333
Apr 12	LITTLE ROCK	ph	1	0	0	0	0	0	0	0	0	0	0	0	0	0	1	0	0	0	.318
Apr 14	TENNESSEE	pr/dh	1	0	0	0	0	0	0	0	1	0	0	0	0	0	1	0	0	0	.304
Apr 15	TENNESSEE	pr	0	0	0	0	0	0	0	0	0	0	0	0	0	0	0	0	0	0	.304
Totals		5gs	23	8	7	7	0	1	1	3	1	0	0	0	0	2	5	9	11	2	.304

On base pct. .385 • Slugging pct. .522

#13 Jayson Jones - 13 games (All games)

Date	Opponent	Pos	AB	R	H	RBI	2B	3B	HR	BB	SB	CS	HBP	SAC	SF	GDP	K	PO	A	E	Avg
Feb 18	vs TCU	ph/3	2	1	1	1	0	0	1	0	0	0	0	0	0	0	0	0	0	0	.500
Feb 19	vs Oklahoma State	*3b	2	2	0	0	0	0	0	3	0	0	0	0	0	0	1	0	2	0	.250
Feb 21	GRAMBLING	*3b	2	0	0	0	0	0	0	1	1	0	0	0	0	1	0	0	2	0	.167
Mar 04	WRIGHT STATE	*dh	5	1	2	2	1	0	1	0	0	0	0	0	0	0	2	0	0	0	.273
Mar 07	ARMY	ph	1	0	0	0	0	0	0	0	0	0	0	0	0	0	0	0	0	0	.250
Mar 14	UNLV	*3b/1	2	2	1	1	0	0	0	3	0	0	0	0	0	0	1	2	0	0	.286
Mar 15	UNLV	*2b	3	0	1	0	1	0	0	0	0	0	1	0	0	1	0	1	1	0	.294
Mar 21	SEMO	*dh	4	1	2	2	0	0	0	0	0	0	0	0	0	0	1	0	0	0	.333
Mar 25	at LSU-1	3b	0	0	0	0	0	0	0	0	0	0	0	0	0	0	0	0	0	0	.333
Mar 28	OMAHA	*1b	4	0	1	0	0	0	0	0	0	0	0	0	0	0	2	5	0	1	.320
Apr 07	at Ole Miss-2	ph	1	0	0	0	0	0	0	0	0	0	0	0	0	0	0	0	0	0	.308
Apr 11	LITTLE ROCK	*1b/3	2	3	0	0	0	0	0	3	0	0	0	0	0	0	0	0	1	0	.286
Apr 12	LITTLE ROCK	*3b	4	0	1	0	0	0	0	0	0	0	0	0	0	0	2	0	0	0	.281
Totals		9gs	32	10	9	6	2	0	2	10	1	0	1	0	0	2	9	8	6	1	.281

On base pct. .465 • Slugging pct. .531

#12 Tavian Josenberger - 35 games (All games)

Date	Opponent	Pos	AB	R	H	RBI	2B	3B	HR	BB	SB	CS	HBP	SAC	SF	GDP	K	PO	A	E	Avg
Feb 17	vs Texas	*of	4	0	1	0	0	0	0	1	0	0	0	0	0	0	0	1	0	0	.250
Feb 18	vs TCU	*of	5	0	0	0	0	0	0	0	0	0	0	0	0	0	2	4	0	0	.111
Feb 19	vs Oklahoma State	*of	4	2	2	2	1	0	1	0	0	0	0	0	0	0	1	3	0	0	.231
Feb 21	GRAMBLING	*of	2	2	2	2	1	0	0	2	1	0	0	0	1	0	0	1	0	0	.333
Feb 24	EASTERN ILLINOI	*of	5	2	2	0	0	0	0	0	0	0	0	0	0	0	1	2	0	0	.350
Feb 25	EASTERN ILLINOI	*of	5	2	2	2	0	0	1	0	0	0	0	0	0	0	0	4	0	0	.360
Feb 26	EASTERN ILLINOI	*of	4	0	2	1	0	0	0	0	0	0	0	0	0	0	0	3	0	0	.379
Mar 01	ILLINOIS STATE	*of	5	1	1	1	0	0	0	0	2	1	1	0	0	0	0	5	1	0	.353
Mar 03	WRIGHT STATE	*of	5	1	0	0	0	0	0	0	1	0	0	0	0	0	1	3	0	0	.308
Mar 04	WRIGHT STATE	*of	5	0	2	1	1	0	0	0	0	0	0	0	1	0	1	5	0	0	.318
Mar 05	WRIGHT STATE	*of	4	0	1	0	0	0	0	1	1	1	0	0	0	0	3	2	0	0	.312
Mar 07	ARMY	*of	2	1	1	0	0	0	0	2	0	0	0	0	0	0	0	4	1	0	.320
Mar 10	LOUISIANA TECH	*of	3	0	2	0	0	0	0	2	0	1	0	0	0	0	0	3	0	0	.340
Mar 11	LOUISIANA TECH	*of	4	0	1	0	0	0	0	0	0	0	0	0	0	0	1	6	0	0	.333
Mar 12	LOUISIANA TECH	*of	3	2	2	1	1	0	0	3	0	0	0	0	0	0	0	3	1	0	.350
Mar 14	UNLV	ph/of	2	0	0	0	0	0	0	0	0	0	0	0	0	0	2	0	0	0	.339
Mar 15	UNLV	*of	4	1	1	0	0	0	0	0	0	0	0	0	0	0	0	0	0	0	.333
Mar 17	AUBURN	*of	4	0	2	1	0	0	0	1	1	0	0	0	0	0	0	0	0	0	.343
Mar 18	AUBURN	*of	5	2	1	2	0	0	1	0	0	0	0	0	0	0	1	2	0	0	.333
Mar 19	AUBURN	*of	3	1	2	0	1	0	0	1	0	0	0	0	0	0	0	3	0	0	.346
Mar 24	at LSU	*of	4	2	2	0	1	0	0	1	0	0	0	0	0	0	1	1	0	0	.354
Mar 25	at LSU-1	*of	4	1	0	0	0	0	0	0	0	0	0	0	0	0	2	2	0	0	.337
Mar 25	at LSU-2	*of	5	0	1	0	0	0	0	0	0	0	0	0	0	0	2	5	0	0	.330
Mar 28	OMAHA	*of	2	3	2	3	0	0	1	2	0	0	0	0	0	0	0	1	0	0	.344
Mar 31	ALABAMA	*of	3	1	1	1	0	0	1	0	0	0	1	0	0	0	1	4	0	0	.344
Apr 01	ALABAMA	*of	4	2	3	2	2	0	0	0	1	0	0	0	0	0	0	2	1	0	.360
Apr 02	ALABAMA	*of	5	2	2	0	0	0	0	0	0	0	0	0	0	0	2	3	0	0	.362
Apr 07	at Ole Miss-1	*of	5	2	2	0	1	0	0	1	0	0	0	0	0	0	1	5	0	0	.364
Apr 07	at Ole Miss-2	*of	4	1	0	0	0	0	0	1	0	0	0	0	0	0	1	0	0	0	.351
Apr 08	at Ole Miss	*of	5	1	1	1	0	0	0	0	0	0	0	0	0	0	0	2	1	0	.345
Apr 11	LITTLE ROCK	*of	2	1	1	2	0	0	0	2	0	0	0	0	0	0	0	2	0	0	.347
Apr 12	LITTLE ROCK	*of	2	1	0	0	0	0	0	3	0	0	0	0	0	0	1	1	0	0	.341
Apr 14	TENNESSEE	*of	4	1	1	2	0	0	1	0	0	0	0	0	0	0	1	0	0	0	.339
Apr 15	TENNESSEE	*of	3	1	0	0	0	0	0	1	1	0	0	1	0	0	2	0	0	0	.331
Apr 16	TENNESSEE	*of	2	3	1	1	0	0	1	2	1	0	0	0	0	0	0	2	0	0	.333
Totals		34gs	132	39	44	25	9	0	7	26	9	3	2	1	2	0	27	84	5	0	.333

On base pct. .444 • Slugging pct. .561

#29 Austin Ledbetter - 2 games (All games)

Date	Opponent	Pos	AB	R	H	RBI	2B	3B	HR	BB	SB	CS	HBP	SAC	SF	GDP	K	PO	A	E	Avg
Mar 31	ALABAMA	p	0	0	0	0	0	0	0	0	0	0	0	0	0	0	0	0	1	0	.000
Apr 12	LITTLE ROCK	p	0	0	0	0	0	0	0	0	0	0	0	0	0	0	0	0	0	1	.000
Totals		0gs	0	0	0	0	0	0	0	0	0	0	0	0	0	0	0	0	1	1	.000

On base pct. .000 • Slugging pct. .000

#29 Austin Ledbetter - 10 appearances (All games)

Date	Opponent	GS	IP	H	R	ER	BB	SO	2B	3B	HR	WP	BK	HBP	IBB	Score	W-L	Sv	ERA	NP
Feb 18	vs TCU		0.1	2	3	3	1	0	0	0	0	0	0	0	0	6-18	0-0	0	81.00	15
Feb 24	EASTERN ILLINOI		1.0	2	2	2	0	1	1	0	0	0	0	1	0	13-2	0-0	0	33.75	38
Mar 04	WRIGHT STATE		3.0	1	0	0	0	2	0	0	0	0	0	0	0	12-6	0-0	0	10.38	33
Mar 07	ARMY		2.1	3	1	1	0	1	0	0	0	0	0	0	0	7-5	0-0	0	8.10	28
Mar 14	UNLV		2.2	4	3	3	1	5	1	0	0	0	0	0	0	13-7	0-0	0	8.68	48
Mar 19	AUBURN		2.0	2	0	0	0	0	0	0	0	1	0	1	0	5-0	0-0	0	7.15	35
Mar 25	at LSU-1		2.0	6	5	5	2	3	0	0	0	2	0	0	0	2-12	0-0	0	9.45	62
Mar 31	ALABAMA		3.2	9	3	3	2	1	0	0	1	0	0	0	0	1-12	0-0	0	9.00	64
Apr 07	at Ole Miss-1		1.0	1	0	0	1	1	0	0	0	0	0	0	0	11-2	0-0	0	8.50	13
Apr 12	LITTLE ROCK		2.1	3	3	0	2	3	1	0	0	0	0	0	0	4-11	0-1	0	7.52	36
Totals		0	20.1	33	20	17	9	17	3	0	1	3	0	2	0	74-75	0-1	0	7.52	-



III INDIVIDUAL GAME-BY-GAME

#41 Will McEntire - 3 games (All games)

Date	Opponent	Pos	AB	R	H	RBI	2B	3B	HR	BB	SB	CS	HBP	SAC	SF	GDP	K	PO	A	E	Avg
Mar 04	WRIGHT STATE	*p	0	0	0	0	0	0	0	0	0	0	0	0	0	0	0	0	0	1	.000
Apr 01	ALABAMA	*p	0	0	0	0	0	0	0	0	0	0	0	0	0	0	0	0	1	0	.000
Apr 08	at Ole Miss	*p	0	0	0	0	0	0	0	0	0	0	0	0	0	0	0	1	1	0	.000
Totals		3gs	0	0	0	0	0	0	0	0	0	0	0	0	0	0	0	1	2	1	.000

On base pct. .000 • Slugging pct. .000

#41 Will McEntire - 10 appearances (All games)

Date	Opponent	GS	IP	H	R	ER	BB	SO	2B	3B	HR	WP	BK	HBP	IBB	Score	W-L	Sv	ERA	NP
Feb 18	vs TCU	*	1.1	5	4	4	1	0	1	0	0	0	0	0	0	6-18	0-0	0	27.00	29
Feb 21	GRAMBLING		0.2	4	1	1	1	0	0	0	0	0	0	0	0	9-7	0-0	0	22.50	19
Feb 25	EASTERN ILLINOI	*	4.2	2	1	1	2	4	0	0	1	0	0	0	0	10-3	1-0	0	8.10	85
Mar 04	WRIGHT STATE	*	5.0	8	3	2	3	6	2	0	2	0	0	0	0	12-6	2-0	0	6.17	95
Mar 11	LOUISIANA TECH	*	9.0	3	1	0	1	6	0	0	0	0	0	0	0	6-1	3-0	0	3.48	97
Mar 18	AUBURN	*	6.0	5	3	3	2	6	0	0	2	0	0	1	0	9-3	4-0	0	3.71	91
Mar 25	at LSU-1	*	4.1	9	7	7	1	2	3	1	3	0	0	0	0	2-12	4-1	0	5.23	91
Apr 01	ALABAMA	*	3.1	7	4	4	0	3	3	0	1	1	0	0	0	9-6	4-1	0	5.77	55
Apr 08	at Ole Miss	*	4.2	5	2	2	2	2	1	0	0	0	0	0	0	6-4	4-1	0	5.54	60
Apr 15	TENNESSEE	*	6.0	6	2	2	3	5	2	0	2	0	0	0	0	6-3	5-1	0	5.20	86
Totals		9	45.0	54	28	26	16	34	12	1	11	1	0	1	0	75-63	5-1	0	5.20	-

#15 Ben McLaughlin - 8 games (All games)

Date	Opponent	Pos	AB	R	H	RBI	2B	3B	HR	BB	SB	CS	HBP	SAC	SF	GDP	K	PO	A	E	Avg
Feb 19	vs Oklahoma State	1b	1	0	0	0	0	0	0	0	0	0	0	0	0	0	0	2	0	0	.000
Feb 21	GRAMBLING	ph	1	0	0	0	0	0	0	0	0	0	0	0	0	0	0	0	0	0	.000
Feb 24	EASTERN ILLINOI	*1b	3	0	0	0	0	0	0	0	0	0	0	0	0	1	0	4	0	0	.000
Feb 25	EASTERN ILLINOI	ph/1	1	0	1	2	0	0	0	1	0	0	0	0	0	0	0	1	0	0	.167
Apr 11	LITTLE ROCK	p	0	0	0	0	0	0	0	0	0	0	1	0	0	0	0	0	0	0	.167
Apr 14	TENNESSEE	*dh	2	0	1	0	0	0	0	1	0	0	0	0	0	0	1	0	0	0	.250
Apr 15	TENNESSEE	*dh	2	0	1	1	0	0	0	0	0	0	0	0	0	0	1	0	0	0	.300
Apr 16	TENNESSEE	*dh	3	0	2	0	0	1	0	0	0	0	0	0	0	0	0	0	0	0	.385
Totals		4gs	13	0	5	3	0	1	0	2	0	0	1	0	0	1	2	7	0	0	.385

On base pct. .500 • Slugging pct. .538

#15 Ben McLaughlin - 2 appearances (All games)

Date	Opponent	GS	IP	H	R	ER	BB	SO	2B	3B	HR	WP	BK	HBP	IBB	Score	W-L	Sv	ERA	NP
Mar 28	OMAHA		1.0	0	0	0	0	2	0	0	0	0	0	0	0	16-3	0-0	0	0.00	11
Apr 11	LITTLE ROCK		1.0	4	3	3	1	2	0	0	0	1	0	0	0	21-5	0-0	0	13.50	33
Totals		0	2.0	4	3	3	1	4	0	0	0	1	0	0	0	37-8	0-0	0	13.50	-

#32 Zack Morris - 2 games (All games)

Date	Opponent	Pos	AB	R	H	RBI	2B	3B	HR	BB	SB	CS	HBP	SAC	SF	GDP	K	PO	A	E	Avg
Feb 21	GRAMBLING	p	0	0	0	0	0	0	0	0	0	0	0	0	0	0	0	0	1	0	.000
Feb 26	EASTERN ILLINOI	p	0	0	0	0	0	0	0	0	0	0	0	0	0	0	0	0	0	1	.000
Totals		0gs	0	0	0	0	0	0	0	0	0	0	0	0	0	0	0	0	1	1	.000

On base pct. .000 • Slugging pct. .000

#32 Zack Morris - 9 appearances (All games)

Date	Opponent	GS	IP	H	R	ER	BB	SO	2B	3B	HR	WP	BK	HBP	IBB	Score	W-L	Sv	ERA	NP
Feb 18	vs TCU		3.1	3	2	2	1	2	0	0	0	0	0	0	0	6-18	0-1	0	5.40	59
Feb 21	GRAMBLING		1.2	5	4	4	1	2	0	0	0	0	1	0	0	9-7	0-1	0	10.80	33
Feb 26	EASTERN ILLINOI		0.1	2	3	2	0	0	0	0	0	0	0	0	0	3-12	0-1	0	13.50	9
Mar 01	ILLINOIS STATE	*	1.0	5	2	2	1	1	2	0	0	0	0	0	0	10-9	0-1	0	14.21	34
Mar 15	UNLV		3.0	1	2	0	1	2	0	0	0	0	0	0	0	5-2	0-1	1	9.64	56
Mar 21	SEMO		3.0	3	1	1	1	5	0	0	0	0	0	1	0	12-2	0-1	2	8.03	51
Mar 25	at LSU-2		1.0	3	4	2	1	0	0	1	1	0	0	0	0	5-14	0-2	2	8.78	27
Mar 31	ALABAMA		0.1	0	0	0	0	1	0	0	0	0	0	0	0	1-12	0-2	2	8.56	3
Apr 12	LITTLE ROCK		1.1	1	1	1	3	1	1	0	0	1	0	0	0	4-11	0-2	2	8.40	31
Totals		1	15.0	23	19	14	9	14	3	1	1	1	1	1	0	55-87	0-2	2	8.40	-

#26 Mason Neville - 11 games (All games)

Date	Opponent	Pos	AB	R	H	RBI	2B	3B	HR	BB	SB	CS	HBP	SAC	SF	GDP	K	PO	A	E	Avg
Feb 18	vs TCU	of	0	0	0	0	0	0	0	0	0	0	0	0	0	0	0	0	0	0	.000
Feb 19	vs Oklahoma State	ph/of	1	0	1	0	0	0	0	1	0	0	0	0	0	0	0	1	0	0	1.000
Feb 26	EASTERN ILLINOI	*dh	3	1	0	0	0	0	0	0	0	0	0	0	0	0	1	0	0	0	.250
Mar 03	WRIGHT STATE	ph	1	0	0	0	0	0	0	0	0	0	0	0	0	0	1	0	0	0	.200
Mar 04	WRIGHT STATE	pr/of	0	0	0	0	0	0	0	0	0	0	0	0	0	0	0	0	0	0	.200
Mar 14	UNLV	*of	3	0	0	0	0	0	0	0	0	0	0	0	0	0	3	1	0	0	.125
Mar 15	UNLV	pr/of	0	1	0	0	0	0	0	0	0	0	0	0	0	0	0	0	0	0	.125
Mar 21	SEMO	*of	2	1	0	1	0	0	0	1	0	0	0	0	0	0	1	1	0	0	.100
Mar 28	OMAHA	pr/of	1	1	0	0	0	0	0	0	0	0	0	0	0	0	1	1	0	0	.091
Apr 11	LITTLE ROCK	ph/of	4	1	1	1	0	0	0	1	0	0	0	0	0	0	3	1	0	0	.133
Apr 16	TENNESSEE	of	0	0	0	0	0	0	0	0	0	0	0	0	0	0	0	0	0	0	.133
Totals		3gs	15	5	2	2	0	0	0	3	0	0	0	0	0	0	10	5	0	0	.133

On base pct. .278 • Slugging pct. .133

#16 Hudson Polk - 16 games (All games)

Date	Opponent	Pos	AB	R	H	RBI	2B	3B	HR	BB	SB	CS	HBP	SAC	SF	GDP	K	PO	A	E	Avg
Feb 17	vs Texas	*c	4	0	0	0	0	0	0	0	0	0	0	0	0	0	2	13	0	0	.000
Feb 18	vs TCU	*c	4	1	1	1	0	0	1	0	0	0	0	0	0	0	0	7	0	0	.125
Feb 21	GRAMBLING	c	0	0	0	0	0	0	0	0	0	0	0	0	0	0	0	2	0	0	.125
Feb 24	EASTERN ILLINOI	*c	2	2	0	0	0	0	0	1	0	0	1	0	0	0	0	10	0	0	.100
Feb 26	EASTERN ILLINOI	*c	2	0	0	0	0	0	0	1	0	0	0	0	0	0	0	7	0	0	.083
Mar 04	WRIGHT STATE	*c	3	1	0	1	0	0	0	1	0	0	1	0	0	0	0	8	1	0	.067
Mar 07	ARMY	*c	2	0	0	0	0	0	0	0	0	0	0	0	0	1	0	5	0	0	.059
Mar 11	LOUISIANA TECH	*c	2	0	0	0	0	0	0	1	0	1	0	0	0	0	0	6	0	0	.053
Mar 14	UNLV	*c	4	0	1	0	0	0	0	0	0	1	1	0	0	0	2	11	0	0	.087
Mar 18	AUBURN	*c	2	0	0	0	0	0	0	0	0	0	0	0	0	0	2	5	0	0	.080
Mar 21	SEMO	*c	2	1	1	0	0	0	0	1	0	0	0	0	0	0	0	10	1	0	.111
Mar 25	at LSU-1	*c	3	0	1	0	0	0	0	0	0	0	0	0	0	1	1	5	0	0	.133
Mar 28	OMAHA	c	1	0	0	0	0	0	0	0	0	0	0	0	0	0	0	3	0	0	.129
Apr 07	at Ole Miss-2	c	0	0	0	0	0	0	0	0	0	0	0	0	0	0	0	2	0	0	.129
Apr 11	LITTLE ROCK	*c	2	2	1	2	0	0	0	1	0	0	2	0	0	0	0	6	1	0	.152
Apr 12	LITTLE ROCK	*c	2	0	0	0	0	0	0	1	0	0	0	0	0	1	1	14	1	0	.143
Totals		13gs	35	7	5	4	0	0	1	7	0	2	5	0	0	3	8	114	4	0	.143

On base pct. .362 • Slugging pct. .229



||| INDIVIDUAL GAME-BY-GAME

#18 Reese Robinett - 12 games (All games)

Date	Opponent	Pos	AB	R	H	RBI	2B	3B	HR	BB	SB	CS	HBP	SAC	SF	GDP	K	PO	A	E	Avg
Feb 19	vs Oklahoma State	ph/d	1	1	1	0	0	0	0	0	0	0	0	0	0	0	0	0	0	0	1.000
Feb 25	EASTERN ILLINOI	pr/1b	0	0	0	0	0	0	0	0	0	0	0	0	0	0	0	0	0	0	1.000
Feb 26	EASTERN ILLINOI	*3b	4	0	0	0	0	0	0	0	0	0	0	0	0	0	1	1	3	0	.200
Mar 04	WRIGHT STATE	1b	0	0	0	0	0	0	0	0	0	0	0	0	0	0	0	1	0	0	.200
Mar 14	UNLV	*1b	3	0	1	2	0	0	0	0	0	0	0	0	0	0	0	2	0	0	.250
Mar 21	SEMO	*1b	4	2	2	1	0	0	1	0	0	0	0	0	0	0	2	5	0	0	.333
Mar 24	at LSU	ph	1	1	1	3	0	0	1	0	0	0	0	0	0	0	0	0	0	0	.385
Mar 25	at LSU-2	ph	1	0	0	1	0	0	0	0	0	0	0	0	0	0	0	0	0	0	.357
Mar 28	OMAHA	*3b	3	2	1	0	0	0	0	1	0	0	0	0	0	0	1	0	2	0	.353
Apr 01	ALABAMA	*1b	2	0	0	0	0	0	0	0	0	0	0	0	0	0	2	8	0	0	.316
Apr 11	LITTLE ROCK	pr/1b	2	1	0	0	0	0	0	0	0	0	0	0	0	1	0	3	0	0	.286
Apr 15	TENNESSEE	ph/d	2	0	0	0	0	0	0	0	0	0	0	0	0	0	2	0	0	0	.261
Totals		5gs	23	7	6	7	0	0	2	1	0	0	0	0	0	1	8	20	5	0	.261

On base pct. .292 • Slugging pct. .522

#44 Parker Rowland - 25 games (All games)

Date	Opponent	Pos	AB	R	H	RBI	2B	3B	HR	BB	SB	CS	HBP	SAC	SF	GDP	K	PO	A	E	Avg
Feb 19	vs Oklahoma State	*c	3	1	0	2	0	0	0	1	0	0	0	0	1	0	2	10	0	0	.000
Feb 21	GRAMBLING	*c	3	1	1	1	0	0	0	1	0	0	0	0	0	0	0	9	2	1	.167
Feb 25	EASTERN ILLINOI	*c	4	0	2	2	1	0	0	1	0	0	0	0	0	0	1	8	0	0	.300
Mar 01	ILLINOIS STATE	*c	5	1	2	1	1	0	0	0	0	0	0	0	0	0	2	10	0	0	.333
Mar 03	WRIGHT STATE	*c	4	0	0	1	0	0	0	0	0	0	0	0	0	0	0	10	1	0	.263
Mar 05	WRIGHT STATE	*c	4	1	1	1	0	0	1	0	0	0	0	0	0	0	1	5	2	0	.261
Mar 07	ARMY	c	1	0	0	0	0	0	0	0	0	0	0	0	0	0	0	1	0	0	.250
Mar 10	LOUISIANA TECH	*c	3	1	1	2	0	0	1	1	0	0	0	1	0	1	1	11	0	0	.259
Mar 12	LOUISIANA TECH	*c	4	1	0	0	0	0	0	1	0	0	0	0	0	0	1	14	0	0	.226
Mar 15	UNLV	*c	3	0	0	0	0	0	0	1	0	0	0	0	0	0	1	7	0	0	.206
Mar 17	AUBURN	*c	4	1	1	1	0	0	0	0	0	0	0	0	0	0	2	8	0	0	.211
Mar 18	AUBURN	c	1	0	0	0	0	0	0	0	0	0	0	0	0	0	1	4	0	0	.205
Mar 19	AUBURN	*c	3	0	1	0	0	0	0	0	0	0	0	0	0	0	1	6	1	0	.214
Mar 24	at LSU	*c	3	1	0	0	0	0	0	1	0	0	0	0	0	0	2	14	3	0	.200
Mar 25	at LSU-2	*c	4	0	1	0	0	0	0	0	0	0	0	0	0	0	3	6	1	0	.204
Mar 28	OMAHA	*c	1	2	1	1	0	0	0	2	0	0	0	0	0	0	0	4	0	0	.220
Mar 31	ALABAMA	*c	3	0	0	0	0	0	0	0	0	0	0	0	0	1	0	8	1	0	.208
Apr 01	ALABAMA	*c	3	1	1	0	0	0	0	1	0	1	0	0	0	0	2	9	0	0	.214
Apr 02	ALABAMA	*c	4	0	2	1	0	0	0	0	0	0	0	0	0	0	1	4	2	0	.233
Apr 07	at Ole Miss-1	*c	5	0	1	0	0	0	0	0	0	0	0	0	0	0	3	6	0	0	.231
Apr 07	at Ole Miss-2	*c	3	0	0	0	0	0	0	0	0	0	0	0	0	0	1	8	0	0	.221
Apr 08	at Ole Miss	*c	4	0	0	0	0	0	0	0	0	0	0	0	0	0	3	6	0	0	.208
Apr 14	TENNESSEE	*c	4	1	1	0	0	0	0	0	0	0	0	0	0	1	0	14	0	0	.211
Apr 15	TENNESSEE	*c	4	0	0	0	0	0	0	0	0	0	0	0	0	0	3	11	2	0	.200
Apr 16	TENNESSEE	*c	4	0	1	0	0	0	0	0	0	0	0	0	0	1	2	7	0	0	.202
Totals		23gs	84	12	17	13	2	0	2	10	0	1	0	1	1	4	33	200	15	1	.202

On base pct. .284 • Slugging pct. .298



#17 Brady Slavens - 33 games (All games)

Date	Opponent	Pos	AB	R	H	RBI	2B	3B	HR	BB	SB	CS	HBP	SAC	SF	GDP	K	PO	A	E	Avg
Feb 17	vs Texas	*1b	4	1	2	0	1	0	0	0	0	0	0	0	0	0	1	9	0	0	.500
Feb 18	vs TCU	*1b	5	1	1	0	1	0	0	0	0	0	0	0	0	0	2	4	1	0	.333
Feb 19	vs Oklahoma State	*1b	3	1	1	2	1	0	0	1	0	0	0	0	0	0	1	2	0	0	.333
Feb 21	GRAMBLING	*1b	4	0	1	1	1	0	0	0	0	0	0	0	0	0	2	9	0	0	.312
Feb 24	EASTERN ILLINOI	*3b	4	2	2	1	0	0	0	0	1	0	0	0	0	0	1	0	2	0	.350
Feb 25	EASTERN ILLINOI	*1b/3	4	1	2	2	0	0	0	1	0	0	0	0	0	0	1	9	0	0	.375
Feb 26	EASTERN ILLINOI	*1b	4	0	0	0	0	0	0	0	0	0	0	0	0	0	0	9	0	0	.321
Mar 01	ILLINOIS STATE	*1b	5	1	0	0	0	0	0	1	0	0	0	0	0	0	0	14	0	0	.273
Mar 03	WRIGHT STATE	*1b	3	3	2	4	0	0	1	1	0	0	0	0	0	0	0	7	2	0	.306
Mar 04	WRIGHT STATE	*1b	3	1	2	0	0	0	0	1	1	0	0	0	0	0	0	5	0	0	.333
Mar 05	WRIGHT STATE	*1b	4	0	2	0	1	0	0	0	0	0	0	0	0	1	0	7	0	0	.349
Mar 07	ARMY	*1b	3	1	0	0	0	0	0	0	0	0	1	0	0	1	0	11	0	0	.326
Mar 10	LOUISIANA TECH	*1b	4	2	1	0	0	0	0	1	0	0	0	0	0	0	1	6	1	0	.320
Mar 11	LOUISIANA TECH	*1b	4	0	1	1	1	0	0	0	0	0	0	0	0	1	0	4	0	0	.315
Mar 12	LOUISIANA TECH	*1b	6	1	2	2	0	0	0	0	0	0	0	0	0	0	0	4	1	0	.317
Mar 14	UNLV	*1b	0	0	0	0	0	0	0	0	0	0	0	0	0	0	0	2	0	0	.317
Mar 15	UNLV	*1b	4	0	1	0	1	0	0	0	0	0	0	0	0	0	0	9	1	0	.312
Mar 17	AUBURN	*1b	5	1	1	3	0	0	1	0	0	0	0	0	0	0	1	11	1	0	.304
Mar 18	AUBURN	*1b	2	2	1	0	1	0	0	1	0	0	1	0	0	0	0	9	0	0	.310
Mar 19	AUBURN	*1b	3	0	0	0	0	0	0	1	0	0	0	0	0	0	2	5	0	0	.297
Mar 24	at LSU	*1b	4	0	0	1	0	0	0	0	0	0	0	0	1	0	2	4	0	0	.282
Mar 25	at LSU-1	*1b	2	0	0	0	0	0	0	0	0	0	1	0	0	0	0	2	2	0	.275
Mar 25	at LSU-2	*1b	5	1	1	0	1	0	0	0	0	0	0	0	0	0	0	4	0	0	.271
Mar 31	ALABAMA	*1b	3	0	0	0	0	0	0	0	0	0	0	0	0	0	3	8	0	0	.261
Apr 01	ALABAMA	*1b	2	1	1	0	0	0	0	0	0	0	0	0	0	0	0	3	1	0	.267
Apr 02	ALABAMA	*1b	4	0	1	0	0	0	0	0	0	0	0	0	0	0	0	9	2	0	.266
Apr 07	at Ole Miss-1	*1b	4	1	3	5	0	0	1	0	0	0	0	0	1	0	1	7	0	0	.286
Apr 07	at Ole Miss-2	*1b	4	0	2	1	0	0	0	0	1	0	0	0	0	0	1	9	0	0	.294
Apr 08	at Ole Miss	*1b	4	0	0	0	0	0	0	0	0	0	0	0	0	1	1	10	1	0	.283
Apr 12	LITTLE ROCK	*1b	4	1	2	2	1	0	1	0	0	0	0	0	0	0	0	3	3	1	.291
Apr 14	TENNESSEE	*1b	4	1	0	0	0	0	0	0	0	0	0	0	0	0	0	7	0	0	.281
Apr 15	TENNESSEE	*1b	2	0	0	0	0	0	0	1	1	0	1	0	0	0	2	4	0	0	.276
Apr 16	TENNESSEE	*1b	3	0	1	4	0	1	0	0	0	0	0	0	1	0	0	8	0	0	.277
Totals		31gs	119	23	33	29	10	1	4	9	4	0	4	0	3	4	22	214	18	1	.277

On base pct. .341 • Slugging pct. .479

#33 Hagen Smith - 3 games (All games)

Date	Opponent	Pos	AB	R	H	RBI	2B	3B	HR	BB	SB	CS	HBP	SAC	SF	GDP	K	PO	A	E	Avg
Feb 17	vs Texas	*p	0	0	0	0	0	0	0	0	0	0	0	0	0	0	0	0	1	0	.000
Apr 01	ALABAMA	p	0	0	0	0	0	0	0	0	0	0	0	0	0	0	0	1	0	0	.000
Apr 07	at Ole Miss-2	*p	0	0	0	0	0	0	0	0	0	0	0	0	0	0	0	1	0	0	.000
Totals		2gs	0	0	0	0	0	0	0	0	0	0	0	0	0	0	0	2	1	0	.000

On base pct. .000 • Slugging pct. .000

#33 Hagen Smith - 10 appearances (All games)

Date	Opponent	GS	IP	H	R	ER	BB	SO	2B	3B	HR	WP	BK	HBP	IBB	Score	W-L	Sv	ERA	NP
Feb 17	vs Texas	*	5.0	1	0	0	2	8	0	0	0	0	0	0	0	3-2	0-0	0	0.00	68
Feb 24	EASTERN ILLINOI	*	4.2	3	0	0	3	6	1	0	0	0	0	0	0	13-2	1-0	0	0.00	97
Mar 03	WRIGHT STATE	*	4.2	3	1	1	5	7	0	0	1	1	0	0	0	12-2	2-0	0	0.63	105
Mar 10	LOUISIANA TECH	*	5.0	4	2	2	4	7	1	0	0	0	0	0	0	7-4	3-0	0	1.40	86
Mar 17	AUBURN		3.0	0	0	0	2	5	0	0	0	0	0	0	0	7-2	3-0	1	1.21	44
Mar 19	AUBURN		0.2	0	0	0	0	1	0	0	0	0	0	0	0	5-0	3-0	1	1.17	7
Mar 24	at LSU		4.2	5	3	3	3	8	0	0	2	0	0	1	0	9-3	4-0	1	1.95	80
Apr 01	ALABAMA		3.0	5	2	2	1	3	0	0	1	0	0	1	1	9-6	5-0	1	2.35	52
Apr 07	at Ole Miss-2	*	5.0	4	4	4	2	7	2	0	1	0	0	1	0	4-7	5-1	1	3.03	69
Apr 14	TENNESSEE		3.0	1	0	0	0	7	0	0	0	0	0	0	0	5-2	5-1	2	2.79	55
Totals		5	38.2	26	12	12	22	59	4	0	5	1	0	3	1	74-30	5-1	2	2.79	-



III INDIVIDUAL GAME-BY-GAME

#10 Peyton Stovall - 31 games (All games)

Date	Opponent	Pos	AB	R	H	RBI	2B	3B	HR	BB	SB	CS	HBP	SAC	SF	GDP	K	PO	A	E	Avg	
Feb 17	vs Texas	*2b	4	0	0	0	0	0	0	1	0	0	0	0	0	1	1	1	5	0	.000	
Feb 18	vs TCU	*2b	4	1	1	0	0	0	0	1	0	0	0	0	0	0	0	6	1	0	.125	
Feb 19	vs Oklahoma State	*2b	1	3	1	2	0	0	0	2	0	0	0	1	0	0	0	2	1	0	.222	
Feb 21	GRAMBLING	*2b	3	1	2	1	0	0	0	0	2	0	1	0	1	0	0	1	1	0	.333	
Feb 25	EASTERN ILLINOI	*2b	4	0	0	0	0	0	0	0	0	0	1	0	0	0	3	2	3	0	.250	
Feb 26	EASTERN ILLINOI	*2b	4	0	0	0	0	0	0	0	0	0	0	0	0	0	1	1	1	0	.200	
Mar 01	ILLINOIS STATE	*2b	6	2	3	1	1	0	1	0	0	0	0	0	0	0	0	1	1	0	.269	
Mar 03	WRIGHT STATE	*2b	4	2	3	4	1	0	1	0	0	0	0	0	0	0	0	0	3	0	.333	
Mar 04	WRIGHT STATE	*2b	4	3	2	2	0	0	1	1	0	0	0	0	0	0	0	2	1	0	.353	
Mar 05	WRIGHT STATE	*2b	5	1	2	0	0	0	0	0	0	0	0	0	0	0	1	3	2	0	.359	
Mar 07	ARMY	*2b	4	1	1	0	0	0	0	0	0	0	0	0	0	0	1	2	1	0	.349	
Mar 10	LOUISIANA TECH	*2b	4	0	1	1	0	0	0	0	0	0	0	0	1	0	1	3	2	0	.340	
Mar 11	LOUISIANA TECH	*2b	4	1	3	1	1	1	0	0	0	0	0	0	0	0	0	3	1	0	.373	
Mar 12	LOUISIANA TECH	*2b	4	2	0	3	0	0	0	1	0	0	0	0	1	0	1	0	1	1	.345	
Mar 17	AUBURN	*2b	3	1	0	1	0	0	0	1	0	0	0	0	1	0	1	3	3	0	.328	
Mar 18	AUBURN	*2b	4	2	1	0	0	0	0	1	0	0	0	0	0	0	0	1	3	1	.323	
Mar 19	AUBURN	*2b	3	1	1	0	0	0	0	0	0	0	1	0	0	0	1	2	3	0	.323	
Mar 24	at LSU	*2b	4	1	2	1	0	0	0	0	0	0	0	0	1	0	1	2	0	0	.333	
Mar 25	at LSU-1	*2b	4	0	0	0	0	0	0	0	0	0	0	0	0	0	2	3	0	0	.315	
Mar 25	at LSU-2	*2b	4	0	0	0	0	0	0	1	0	0	0	0	0	0	0	0	3	0	.299	
Mar 28	OMAHA	*2b	4	1	1	2	0	0	0	0	0	0	0	0	0	0	0	0	0	0	.296	
Mar 31	ALABAMA	*2b	4	0	1	0	0	0	0	0	0	0	0	0	0	0	2	2	3	0	.294	
Apr 01	ALABAMA	*2b	4	0	0	0	0	0	0	0	0	0	0	0	0	0	1	0	3	0	.281	
Apr 02	ALABAMA	*2b	4	1	1	0	0	0	0	0	0	0	0	0	0	0	0	2	4	0	.280	
Apr 07	at Ole Miss-1	*2b	4	0	1	1	0	0	0	1	0	0	0	0	0	0	1	3	3	0	.278	
Apr 07	at Ole Miss-2	*2b	5	1	3	2	0	0	1	0	0	0	0	0	0	0	0	0	4	0	.294	
Apr 08	at Ole Miss	*2b	4	0	2	2	0	0	0	0	0	0	0	0	0	0	2	4	5	0	.302	
Apr 12	LITTLE ROCK	*2b	4	0	0	0	0	0	0	1	0	0	0	0	0	0	1	2	1	0	.291	
Apr 14	TENNESSEE	*2b	4	0	0	0	0	0	0	0	0	0	0	0	0	0	1	2	1	0	.281	
Apr 15	TENNESSEE	*2b	3	1	0	0	0	0	0	0	0	0	1	0	0	0	0	4	2	0	.274	
Apr 16	TENNESSEE	*2b	3	1	1	1	0	0	0	1	0	0	0	0	0	0	0	2	3	0	.275	
Totals			31gs	120	27	33	25	3	1	4	12	2	0	5	0	5	1	22	59	65	2	.275

On base pct. .352 • Slugging pct. .417

#25 Brady Tygart - 1 game (All games)

Date	Opponent	Pos	AB	R	H	RBI	2B	3B	HR	BB	SB	CS	HBP	SAC	SF	GDP	K	PO	A	E	Avg
Feb 21	GRAMBLING	p	0	0	0	0	0	0	0	0	0	0	0	0	0	0	0	0	0	1	.000
Totals			0gs	0	0	0	0	0	0	0	0	0	0	0	0	0	0	0	0	1	.000

On base pct. .000 • Slugging pct. .000

#25 Brady Tygart - 4 appearances (All games)

Date	Opponent	GS	IP	H	R	ER	BB	SO	2B	3B	HR	WP	BK	HBP	IBB	Score	W-L	Sv	ERA	NP
Feb 17	vs Texas		1.2	0	0	0	0	3	0	0	0	0	0	0	0	3-2	0-0	1	0.00	20
Feb 21	GRAMBLING		2.0	2	0	0	0	4	0	0	0	0	0	0	0	9-7	1-0	1	0.00	28
Feb 25	EASTERN ILLINOI		1.0	2	1	1	0	1	0	0	0	0	0	0	0	10-3	1-0	1	1.93	19
Mar 01	ILLINOIS STATE		1.2	2	4	3	1	2	0	0	2	0	0	1	0	10-9	1-0	1	5.68	34
Totals			0	6.1	6	5	4	1	10	0	0	2	0	0	1	32-21	1-0	1	5.68	-

#11 Jared Wegner - 33 games (All games)

Date	Opponent	Pos	AB	R	H	RBI	2B	3B	HR	BB	SB	CS	HBP	SAC	SF	GDP	K	PO	A	E	Avg
Feb 17	vs Texas	*of	3	1	1	0	0	0	0	1	0	0	0	0	0	0	1	0	0	0	.333
Feb 18	vs TCU	*of	4	1	3	3	1	0	1	0	0	0	0	0	0	0	0	1	0	0	.571
Feb 19	vs Oklahoma State	*of	4	2	2	5	0	1	1	1	0	0	1	0	0	0	0	1	1	0	.545
Feb 21	GRAMBLING	*of	3	1	1	2	0	0	0	1	0	0	0	0	1	0	1	0	0	0	.500
Feb 24	EASTERN ILLINOI	*of	4	1	1	2	0	0	0	0	0	0	0	0	0	0	2	2	0	0	.444
Feb 25	EASTERN ILLINOI	*of	3	3	2	0	1	0	0	2	1	0	0	0	0	0	0	1	0	0	.476
Feb 26	EASTERN ILLINOI	*of	4	0	0	0	0	0	0	0	0	0	0	0	0	0	1	1	0	0	.400
Mar 01	ILLINOIS STATE	*of	5	1	3	3	0	0	1	1	1	0	0	0	0	0	0	1	0	0	.433
Mar 03	WRIGHT STATE	*of	3	3	1	1	0	0	1	2	1	0	0	0	0	0	1	1	0	0	.424
Mar 04	WRIGHT STATE	*of	3	3	2	2	0	0	1	2	0	0	0	0	0	0	0	3	0	0	.444
Mar 05	WRIGHT STATE	*of	5	1	1	1	0	0	0	0	0	0	0	0	0	0	1	5	0	0	.415
Mar 07	ARMY	*of	4	1	2	3	0	0	1	0	0	0	0	0	0	0	0	1	0	0	.422
Mar 10	LOUISIANA TECH	*of	5	1	1	0	0	0	0	0	0	0	0	0	0	0	1	1	0	0	.400
Mar 11	LOUISIANA TECH	*of	4	1	1	1	0	0	0	0	0	0	0	0	0	0	1	3	0	0	.389
Mar 12	LOUISIANA TECH	*of	1	2	1	3	0	0	1	5	0	0	0	0	0	0	0	1	0	0	.400
Mar 14	UNLV	*of/of	4	1	1	1	0	0	0	1	0	0	0	0	0	0	1	4	0	0	.390
Mar 15	UNLV	*of	3	1	1	2	0	0	1	1	0	0	0	0	0	0	1	4	0	0	.387
Mar 17	AUBURN	*of	3	1	2	1	0	0	0	2	0	0	0	0	0	0	1	1	0	0	.400
Mar 18	AUBURN	*of	4	1	1	0	0	0	0	0	0	0	0	0	0	0	2	1	0	0	.391
Mar 19	AUBURN	*of	4	1	1	3	0	0	1	0	0	0	0	0	0	0	1	5	0	0	.384
Mar 21	SEMO	*of	4	2	2	2	1	0	0	0	0	0	0	0	0	0	1	2	0	0	.390
Mar 24	at LSU	*of	3	1	0	0	0	0	0	2	0	0	0	0	0	0	1	4	0	0	.375
Mar 25	at LSU-1	*of	2	1	1	2	0	0	1	0	0	0	1	0	0	0	0	3	0	0	.378
Mar 25	at LSU-2	*of	4	1	2	1	0	0	1	1	0	0	0	0	0	0	1	3	0	0	.384
Mar 28	OMAHA	*of	3	1	1	2	0	1	0	1	0	0	0	0	0	0	1	0	0	0	.382
Mar 31	ALABAMA	*of	4	0	0	0	0	0	0	0	0	0	0	0	0	0	2	2	0	0	.366
Apr 01	ALABAMA	*of	3	0	1	0	0	0	0	1	0	0	0	0	0	0	2	2	0	0	.365
Apr 02	ALABAMA	*of	4	1	2	3	0	0	1	0	0	0	0	0	0	0	1	2	0	0	.370
Apr 07	at Ole Miss-1	*of	5	1	2	1	0	0	0	0	0	0	0	0	0	1	1	1	0	0	.371
Apr 07	at Ole Miss-2	*of	3	1	0	0	0	0	0	1	0	0	1	0	0	0	2	2	0	0	.361
Apr 08	at Ole Miss	*of	3	0	0	0	0	0	0	1	0	0	0	0	0	0	2	1	0	0	.351
Apr 11	LITTLE ROCK	*of	0	1	0	0	0	0	0	1	0	0	0	0	0	0	0	0	0	0	.351
Apr 14	TENNESSEE	of	0	0	0	0	0	0	0	0	0	0	0	0	0	0	0	0	0	0	.351
Totals		32gs	111	37	39	44	3	2	12	27	3	0	3	0	1	1	30	59	0	0	.351

On base pct. .486 • Slugging pct. .739

#45 Gage Wood - 3 games (All games)

Date	Opponent	Pos	AB	R	H	RBI	2B	3B	HR	BB	SB	CS	HBP	SAC	SF	GDP	K	PO	A	E	Avg
Mar 14	UNLV	p	0	0	0	0	0	0	0	0	0	0	0	0	0	0	0	0	1	0	.000
Mar 28	OMAHA	p	0	0	0	0	0	0	0	0	0	0	0	0	0	0	0	1	0	0	.000
Apr 02	ALABAMA	p	0	0	0	0	0	0	0	0	0	0	0	0	0	0	0	1	0	0	.000
Totals		0gs	0	0	0	0	0	0	0	0	0	0	0	0	0	0	0	2	1	0	.000

On base pct. .000 • Slugging pct. .000

#45 Gage Wood - 14 appearances (All games)

Date	Opponent	GS	IP	H	R	ER	BB	SO	2B	3B	HR	WP	BK	HBP	IBB	Score	W-L	Sv	ERA	NP
Feb 18	vs TCU		0.0	1	0	0	2	0	0	0	0	0	0	0	0	6-18	0-0	0	0.00	10
Feb 19	vs Oklahoma State		1.0	0	0	0	0	3	0	0	0	0	0	0	0	18-1	0-0	0	0.00	14
Feb 24	EASTERN ILLINOI		1.0	0	0	0	0	2	0	0	0	0	0	1	0	13-2	0-0	0	0.00	15
Feb 26	EASTERN ILLINOI		0.0	0	2	2	2	0	0	0	0	2	0	0	0	3-12	0-0	0	9.00	10
Mar 12	LOUISIANA TECH		1.0	1	0	0	0	3	0	0	0	0	0	0	0	15-6	0-0	0	6.00	22
Mar 14	UNLV		1.0	0	0	0	1	0	0	0	0	0	0	0	0	13-7	0-0	0	4.50	16
Mar 15	UNLV		1.0	0	0	0	1	2	0	0	0	0	0	0	0	5-2	0-0	0	3.60	21
Mar 19	AUBURN		0.1	0	0	0	1	0	0	0	0	0	0	1	0	5-0	0-0	0	3.38	12
Mar 25	at LSU-1		0.1	1	0	0	0	0	0	0	0	0	0	1	0	2-12	0-0	0	3.18	10
Mar 28	OMAHA		2.0	0	0	0	1	3	0	0	0	0	0	0	0	16-3	1-0	0	2.35	36
Mar 31	ALABAMA		1.0	3	2	2	1	1	0	0	0	0	0	0	0	1-12	1-0	0	4.15	30
Apr 02	ALABAMA		1.1	0	0	0	0	1	0	0	0	0	0	0	0	5-4	1-0	1	3.60	10
Apr 08	at Ole Miss		3.0	3	1	1	1	4	1	0	0	1	0	0	0	6-4	1-0	2	3.46	54
Apr 15	TENNESSEE		3.0	1	1	1	2	6	0	0	0	4	0	0	0	6-3	1-0	3	3.38	60
Totals		0	16.0	10	6	6	12	25	1	0	0	7	0	3	0	114-86	1-0	3	3.38	-



2023 SCHEDULE / RESULTS

	Opponent	Score	Winning Pitcher	Losing Pitcher	Save	Attendance	Time
FEB.							
17	vs. Texas ^	W, 3-2	Adcock (1-0)	Johnson (0-1)	Tygart (1)	15,721	3:14
18	vs. #15 TCU ^	L, 18-6	Klecker (1-0)	Morris (0-1)		20,295	4:00
19	vs. #9 Oklahoma State ^	W, 18-1 (7)	Hollan (1-0)	Root (0-1)		16,100	2:31
21	Grambling	W, 9-7	Tygart (1-0)	Martinez (0-1)		9,247	3:02
24	Eastern Illinois	W, 13-2 (7)	Smith (1-0)	Malatestinic (0-1)		8,956	2:49
25	Eastern Illinois	W, 10-3	McEntire (1-0)	Conklin (1-1)		9,888	2:56
26	Eastern Illinois	L, 12-3	Matthews-Hampton (1-0)	Adcock (1-1)		9,097	2:53

MARCH

1	Illinois State	W, 10-9 (11)	Carter (1-0)	Dale (1-1)		8,727	3:34
3	Wright State	W, 12-2 (8)	Smith (2-0)	Shirk (1-2)		8,851	2:47
4	Wright State	W, 12-6	McEntire (2-0)	Gongora (1-2)		10,530	3:13
5	Wright State	W, 6-2	Hollan (2-0)	Stofel (0-2)	Adcock (1)	9,703	2:50
7	Army	W, 7-5	Carter (2-0)	Trippi (0-1)		8,945	2:36
10	Louisiana Tech	W, 7-4	Smith (3-0)	Fincher (2-2)	Carter (1)	9,273	2:52
11	Louisiana Tech	W, 6-1	McEntire (3-0)	Hector (1-2)		10,086	2:07
12	Louisiana Tech	W, 15-6	Hollan (3-0)	Smith (0-2)		9,117	3:11
14	UNLV	W, 13-7	Carter (3-0)	Rupp (1-3)		8,701	3:07
15	UNLV	W, 5-2	Bybee (1-0)	Janson (0-1)	Morris (1)	8,785	2:22
17	Auburn *	W, 7-2	Hollan (4-0)	Vail (2-1)	Smith (1)	9,276	2:52
18	Auburn *	W, 9-3	McEntire (4-0)	Crotchfelt (0-1)	Carter (2)	9,359	2:38
19	Auburn *	W, 5-0	Adcock (2-1)	Copeland (1-1)		9,196	2:38
21	SEMO	W, 12-2 (7)	Bybee (2-0)	Hernandez (0-1)	Morris (2)	8,917	2:22
24	at #1 LSU *	W, 9-3 (10)	Smith (4-0)	Shores (0-1)		11,216	3:08
25	at #1 LSU * (DH-1)	L, 12-2	Floyd (4-0)	McEntire (4-1)		11,857	2:38
25	at #1 LSU * (DH-2)	L, 14-5	Herring (2-0)	Morris (0-2)		12,073	3:12
28	Omaha	W, 16-3 (7)	Wood (1-0)	Sellers (2-1)		8,890	2:34
31	Alabama *	L, 12-1	Hess (4-0)	Hollan (4-1)		10,032	2:47

APRIL

1	Alabama *	W, 9-6	Smith (5-0)	Woods (2-1)		10,713	2:49
2	Alabama *	W, 5-4	Carter (4-0)	McMillan (0-1)	Wood (1)	10,006	2:46
4	Arkansas State	Canceled					
7	at Ole Miss * (DH-1)	W, 11-2	Hollan (5-1)	Dougherty (2-3)		9,578	2:53
7	at Ole Miss * (DH-2)	L, 7-4	Rivas (5-2)	Smith (5-1)	Nichols (3)	9,958	2:46
8	at Ole Miss *	W, 6-4	Carter (5-0)	Kimbrell (0-2)	Wood (2)	10,403	2:36
11	Little Rock	W, 21-5 (7)	Adcock (3-1)	Vaught (1-2)		9,246	3:04
12	Little Rock	L, 11-4	Weatherley (2-1)	Ledbetter (0-1)		9,101	3:10
14	#16 Tennessee *	W, 5-2	Hollan (6-1)	Lindsey (0-2)	Smith (2)	11,043	2:42
15	#16 Tennessee *	W, 6-3	McEntire (5-1)	Dollander (4-4)	Wood (3)	11,076	2:50
16	#16 Tennessee *	W, 7-2	Carter (6-0)	Beam (4-2)		10,624	2:44
18	UCA						
20	at Georgia *						
21	at Georgia *						
22	at Georgia *						
25	Missouri State						
27	Texas A&M *						
28	Texas A&M *						
29	Texas A&M *						

MAY

2	vs. Lipscomb @						
5	at Mississippi State *						
6	at Mississippi State *						
7	at Mississippi State *						
12	South Carolina *						
13	South Carolina *						
14	South Carolina *						
18	at Vanderbilt *						
19	at Vanderbilt *						
20	at Vanderbilt *						

* SEC opponent

^ Higginbotham College Baseball Showdown (Globe Life Field in Arlington, Texas)

@ Game played at Dickey-Stephens Stadium in North Little Rock, Ark.