



# ARKANSAS BASEBALL

ArkansasRazorbacks.com ||| @RazorbackBSB ||| Contact: Oliver Grigg (ogrigg@uark.edu)

## 2023 SCHEDULE & RESULTS

### FEBRUARY

17	vs. Texas ^	FloBaseball	W, 3-2
18	vs. #15 TCU ^	FloBaseball	L, 18-6
19	vs. #9 Oklahoma State ^	FloBaseball	W, 18-1 (7)
21	GRAMBLING	SECN+	W, 9-7
24	EASTERN ILLINOIS	SECN+	W, 13-2 (7)
25	EASTERN ILLINOIS	SECN+	W, 10-3
26	EASTERN ILLINOIS	SECN+	L, 12-3

### MARCH

1	ILLINOIS STATE	SECN+	W, 10-9 (11)
3	WRIGHT STATE	SECN+	W, 12-2 (8)
4	WRIGHT STATE	SECN+	W, 12-6
5	WRIGHT STATE	SECN+	W, 6-2
7	ARMY	SECN+	W, 7-5
10	LOUISIANA TECH		W, 7-4
11	LOUISIANA TECH	SECN+	W, 6-1
12	LOUISIANA TECH	SECN+	W, 15-6
14	UNLV	SECN+	W, 13-7
15	UNLV	SECN+	W, 5-2
17	AUBURN *	SECN+	W, 7-2
18	AUBURN *	SECN+	W, 9-3
19	AUBURN *	SECN+	W, 5-0
21	SEMO	SECN+	W, 12-2 (7)
24	#1 LSU *	SECN+	W, 9-3 (10)
25	#1 LSU * (DH-1)	SECN	L, 12-2 (7)
25	#1 LSU * (DH-2)	SECN+	L, 14-5
28	OMAHA	SECN+	W, 16-3 (7)
31	ALABAMA *	SECN+	L, 12-1

### APRIL

1	ALABAMA *	SECN+	W, 9-6
2	ALABAMA *	SECN	W, 5-4
4	ARKANSAS STATE	SECN+	CANCELED
7	Ole Miss * (DH-1)	SECN+	W, 11-2
7	Ole Miss * (DH-2)	SECN+	L, 7-4
8	Ole Miss *	SECN	W, 6-4
11	LITTLE ROCK	SECN+	W, 21-5 (7)
12	LITTLE ROCK	SECN+	L, 11-4
14	#16 TENNESSEE *	SECN	W, 5-2
15	#16 TENNESSEE *	SECN+	W, 6-3
16	#16 TENNESSEE *	SECN+	W, 7-2
18	UCA	SECN+	W, 6-3
20	Georgia *	SECN	L, 6-5
21	Georgia *	SECN+	L, 7-3
22	Georgia *	SECN+	L, 9-8
25	Missouri State	ESPN+	L, 8-4
27	TEXAS A&M *	ESPNU	W, 7-5
28	TEXAS A&M *	ESPNU	W, 10-4
29	TEXAS A&M *	SECN	W, 8-7

### MAY

2	vs. Lipscomb @		L, 8-6 (11)
5	Mississippi State *	SECN+	W, 6-2
6	Mississippi State *	ESPN2	W, 14-2 (7)
7	Mississippi State *	SECN+	1 p.m.
12	SOUTH CAROLINA *	SECN+	6:30 P.M.
13	SOUTH CAROLINA *	SECN+	6 P.M.
14	SOUTH CAROLINA *	SECN+	2 P.M.
18	Vanderbilt *	SECN	6 p.m.
19	Vanderbilt *	SECN	7 p.m.
20	Vanderbilt *	SECN+	2 p.m.

All times Central; Home game in **BOLD**; \* - SEC opponent

^ - Higginbotham College Baseball Showdown (Globe Life Field in Arlington, Texas)

@ - Game played at Dickey-Stephens Park in North Little Rock, Ark.

## GAME 48 ||| #6 ARKANSAS vs. MISSISSIPPI STATE ||| MAY 7

STARKVILLE, MISS. ||| DUDY NOBLE FIELD ||| SEC NETWORK+



35-12  
16-7 SEC

### ARKANSAS RAZORBACKS

In the Polls..... 6 (BA) | 5 (CB) | 6 (D1Baseball)  
.....6 (NCBWA) | 5 (PG) | 6 (USA Today)  
Head Coach..... Dave Van Horn  
Career Record..... 1,416-675 (35th season)  
Record at Arkansas..... 831-435 (21st season)



24-22  
6-17 SEC

### MISSISSIPPI STATE BULLDOGS

In the Polls..... NR (BA) | NR (CB) | NR (D1Baseball)  
..... NR (NCBWA) | NR (PG) | NR (USA Today)  
Head Coach..... Chris Lemonis  
Career Record..... 305-180-2 (9th season)  
Record at Mississippi St. .... 164-89 (5th season)

## ON THE BUMP

Arkansas LHP Hunter Hollan (6-2, 3.79 ERA)

vs.

Mississippi State BHP Jurrangelo Cijntje (3-3, 6.75 ERA)

## LEADING OFF

### SWEEPING THROUGH IN STARKVILLE

- Having secured its fourth straight series win against Mississippi State as well as back-to-back series wins in Starkville for only the second time in history, #6 Arkansas now goes for its second consecutive sweep of the Bulldogs at Dudy Noble Field.
- First pitch in the finale in Starkville is 1 p.m. Sunday, May 7, on SEC Network+.

### MACHINE OF CONSISTENCY

- With last night's win to improve to 16-7 in SEC play, Arkansas is guaranteed to finish with a winning SEC record for the sixth consecutive season.
- It is the first time in program history that Arkansas has recorded six straight seasons with a winning SEC record.
- The previous longest streak for the Hogs was four seasons from 2012-15.
- After winning the first two games of this weekend's series against Mississippi State, Arkansas is guaranteed to start 16-8 or better through 24 games of SEC play for the fourth consecutive seasons.

2019: 17-7 start / 20-10 final SEC

2020: N/A

2021: 17-7 start / 22-8 final SEC record

2022: 16-8 start / 18-12 final SEC record

2023: 17-7 or 16-8 start / TBD

### HISTORY LESSON

- Arkansas is 56-57 all-time against Mississippi State, including a 21-29 record in games played in Starkville.
- Under head coach Dave Van Horn, the Hogs are 35-28 overall with a 15-14 road record against the Bulldogs.
- The Razorbacks, 10-1 against the Bulldogs since 2019, have won four straight series against Mississippi State, including a road sweep in 2021.
- The Hogs have won five straight games at Dudy Noble Field dating back to 2021.
- Arkansas has swept Mississippi State five times, including twice before in Starkville: 2010 and 2021.

### FROM THE NOTEBOOK

- Arkansas head coach Dave Van Horn boasts a 10-1 record against Mississippi State head coach Chris Lemonis.
- The Hogs ride a five-game SEC winning streak into Sunday's contest, their longest such streak since 2021.
- Last night's 14-2 win in seven innings was Arkansas' seventh run-rule victory of the season, but its first in SEC play.
- For the fourth time in program history, Arkansas has won road series against both Ole Miss and Mississippi State in the same year. The Hogs accomplished the feat in 1998, 2010 and 2021 before doing so again this season.



Former Razorback outfielder **Dominic Fletcher** suited up for Team Italy in the 2023 World Baseball Classic and slashed .368/.478/.632 with a home run and four RBI.

## FORZA FLETCH!

- Former Hog and current Arizona Diamondback outfielder Dominic Fletcher suited up for Team Italy in the 2023 World Baseball Classic.
- Fletcher, who played alongside his brother, David, an infielder for the Los Angeles Angels, slashed .368/.478/.632 (7-for-19) with two doubles, a home run and four RBI over five games.
- In Italy's quarterfinal loss to Japan, Fletcher had a two-run single against 2021 AL MVP and two-time All-Star Shohei Ohtani as well as a solo homer against five-time MLB All-Star Yu Darvish.
- Fletcher, who played at Arkansas from 2017-19, is the second former Hog to participate in the World Baseball Classic.
- Drew Smyly, who pitched for the Razorbacks from 2009-10, represented Team USA in the 2017 World Baseball Classic.
- Drafted by the Arizona Diamondbacks with the No. 75 overall pick of the 2019 MLB Draft, Fletcher became the 63rd former Razorback to make his MLB debut on April 30. He collected a double in his first Major League at-bat with the Diamondbacks.

## PROHOGS

- 10 former Hogs are currently on an MLB active roster.

Name	Team	Draft Year
Brian Anderson	Milwaukee Brewers	2014
Jalen Beeks	Tampa Bay Rays	2014
Andrew Benintendi	Chicago White Sox	2015
Dominic Fletcher	Arizona Diamondbacks	2019
Zach Jackson	Oakland Athletics	2016
James McCann	Baltimore Orioles	2011
Matt Reynolds	Cincinnati Reds	2012
Drew Smyly	Chicago Cubs	2010
Ryne Stanek	Houston Astros	2013
Trevor Stephan	Cleveland Guardians	2017

- Stanek helped the Houston Astros take down the Philadelphia Phillies in six games to win the 2022 Commissioner's Trophy.
- Stanek is the second Hog in as many years to win an MLB title after Drew Smyly won the World Series with Atlanta Braves in 2021.
- Six former Hogs have now won a World Series ring: Dick Hughes (St. Louis Cardinals, 1967), Eric Hinske (Boston Red Sox, 2007; New York Yankees, 2009), Dallas Keuchel (Houston, 2017), Benintendi (Boston, 2018), Smyly (Atlanta, 2021) and Stanek (Houston, 2022).

## D1BASEBALL PRESEASON PLAYER RANKINGS

- Nine Hogs made the cut on D1Baseball preseason player rankings.

Name	Position	Rank
Brady Slavens	1B	No. 20
Peyton Stovall	2B	No. 11
Jared Wegner	OF	No. 24
Tavian Josenberger	OF	No. 112
Hagen Smith	SP	No. 19
Jaxon Wiggins	SP	No. 41
Will McEntire	SP	No. 161
Brady Tygart	RP	No. 4
Hunter Hollan	RP	No. 28

- Three Hogs were on D1Baseball's list of the top-100 D1 transfers.

Name	Previous School	Rank
Jared Wegner	Creighton	No. 19
Tavian Josenberger	Kansas	No. 27
Hudson Polk	Oklahoma	No. 90

- Five Hogs were on D1Baseball's list of the top-50 JUCO transfers.

Name	Position	Rank
Hunter Hollan	LHP	No. 7
Parker Rowland	C	No. 28
Caleb Cali	INF	No. 30
Cody Adcock	RHP	No. 41
Harold Coll	INF	No. 48

## HOGS BOAST TOP 2023 RECRUITING CLASS

- For the first time in program history, Arkansas has landed the nation's top-rated recruiting class.
- The Razorbacks' 2023 signing class is ranked No. 1 nationally by both Baseball America and Perfect Game.
- It is the seventh consecutive year that Arkansas has brought in a top-10 class in Perfect Game's recruiting rankings.
- 12 of Arkansas' 20 signees are among Perfect Game's top 100, an all-time high in the publication's rankings history. Perfect Game's recruiting class rankings began in 2011, according to its database.





Arkansas boasts the SEC's toughest regular-season slate with **15 2022 NCAA Tournament teams** and **four College World Series participants** on its 2023 schedule.

### TOUGHEN UP

- The Hogs' regular-season schedule features 15 teams that advanced to the 2022 NCAA Baseball Tournament as well as four programs that punched their ticket to the 2022 College World Series.

Team	2022 Overall Record	Postseason
Texas	47-22	College World Series
TCU	38-22	Regional
Oklahoma State	42-22	Regional
Wright State	30-29	Regional
Army	29-21	Regional
Louisiana Tech	42-19	Regional
Auburn	42-20	College World Series
SEMO	37-20	Regional
LSU	40-22	Regional
Ole Miss	42-23	College World Series
Tennessee	57-9	Super Regional
Georgia	36-23	Regional
Missouri State	30-27	Regional
Texas A&M	42-18	College World Series
Vanderbilt	39-23	Regional

- The next-closest SEC teams are Missouri and Vanderbilt, who will each play 11 opponents that advanced to the postseason in 2022.

Rank	Team	2022 Postseason Opponents
1.	Arkansas	15
2.	Missouri	11
	Vanderbilt	11
4.	Alabama	10
	Florida	10
	Georgia	10
	Mississippi State	10
	Ole Miss	10
	Texas A&M	10
10.	LSU	9
	Tennessee	9
12.	Auburn	8
	Kentucky	8
	South Carolina	8

### GONE STREAKING

- Arkansas has had eight winning streaks of 10 or more games in head coach Dave Van Horn's 21 seasons at the helm.

Winning Streak	Dates
16	March 7, 2020 - March 13, 2021
<b>15</b>	<b>March 1-28, 2023</b>
13	April 3-23, 2010
12	Feb. 11 - March 8, 2005
12	March 5-25, 2022
10	Feb. 11 - March 5, 2003
10	March 4-21, 2012
10	May 16 - June 5, 2021

- The Razorbacks' 15-game winning streak earlier this season marked Arkansas' longest in-season winning streak since head coach Dave Van Horn took over at the helm of the program in 2003.
- It was also the longest in-season winning streak in program history since the Razorbacks won the first 18 games of the 1996 season.

### FIRST 20

- Arkansas got off to an 18-2 overall start through 20 games this year.
- It matched the Razorbacks' best 20-game start since 2019.
- Since 1960, Arkansas has jumped out to an 18-2 start through its first 20 games seven times: 1995, 1996, 2003, 2005, 2012, 2019 and 2023.

Year	20-Game Start	Final Record (Postseason)
2023	18-2	TBD
2019	18-2	46-20 (College World Series)
2012	18-2	46-22 (College World Series)
2005	18-2	45-24 (Regional)
2003	18-2	35-22 (Regional)
1996	18-2	39-20 (Regional)
1995	18-2	38-23 (Regional)

### J.B. & JOHNELLE HUNT FAMILY BASEBALL DEVELOPMENT CENTER

- The J.B. & Johnelle Hunt Family Baseball Development Center is a 49,000-square foot baseball performance facility, providing student-athletes with an expanded locker room, team meeting room, strength & conditioning center, training room, nutrition center, pitching development center and an in-venue batting tunnel.
- The one-of-a-kind facility, which opened ahead of the 2022 campaign, sits in the right-field corner of Baum-Walker Stadium, connecting with the west concourse and providing new premium seating areas for games.
- It also includes a tunnel to connect the facility to the first-base dugout and postgame press conference room.
- The Norm DeBriyn Champions Lobby features historical displays and interactive content showcasing the history of Razorback baseball.
- The \$27 million facility was funded entirely by athletic revenues, gifts and bond proceeds from a bond issue. No university funds, state funds or student fees were required to complete the project.
- The facility was approved for construction in June 2019 by the University of Arkansas Board of Trustees.



Sophomore infielder **Peyton Stovall** became the first player with five hits in a College World Series game since UNC's Dustin Ackley did so in 2009.

## NEW GUYS BY THE NUMBERS

- The Razorbacks' 39-man roster features 26 newcomers, including 15 new position players and 11 new pitchers.
- Offensively, Arkansas must replace 73.6 percent of its home run production and 72.9 percent of its RBI production from 2022.
- Returning position players INF Brady Slavens (16 HR, 58 RBI), INF Peyton Stovall (6 HR, 31 RBI), OF Jace Bohrofen (3 HR, 17 RBI) and INF/OF Kendall Diggs (3 HR, 14 RBI) combined for 28 of the Hogs' 106 total home runs (26.4 percent) and 120 of the Razorbacks' 443 total runs batted in (27.1 percent) one year ago.
- On the mound, Arkansas must replace ace RHP Connor Noland, who was selected by the Chicago Cubs in the ninth round of the 2022 MLB Draft. The right-hander went 8-6 with a 3.65 ERA with 113 strikeouts in 116.0 innings last season for the Razorbacks.
- The Hogs, however, bring back a pair of Freshman All-Americans in LHP Hagen Smith and RHP Brady Tygart as well as a pair of veterans in RHP Will McEntire and LHP Zack Morris.

## JACE THE ACE

- OF Jace Bohrofen is one of the Hogs' three team captains in 2023.
- The Oklahoma City, Okla., native battled injuries and played in just 32 games with 24 starts (18 in left, five in right, one as designated hitter) last season, slashing .228/.333/.435 with three homers and 17 runs batted in on the year.
- Bohrofen racked up 21 hits, including eight doubles and one triple, during the season. Despite his injury-plagued year, he totaled five multiple hit games, including one three-hit game, and recorded five multi-RBI games, including one five-RBI performance.
- Bohrofen came to Arkansas from Oklahoma, where he spent his true freshman season in 2021. That season, he played in 35 games with 29 starts and slashed .252/.347/.408 with two home runs, 18 RBI and a team-leading three triples.
- Bohrofen, a highly regarded prospect in high school, was ranked by Perfect Game as the No. 33 overall prospect and the No. 10 outfielder in the class of 2020. He was the No. 3 overall prospect and the No. 1 outfielder in the state of Oklahoma by Perfect Game.
- His high school accolades include All-America honors from Under Armour and ABCA Rawlings in 2018 and 2019, when he was named the Perfect Game Player of the Year in Oklahoma.

## THE STOVE IS HOT

- INF Peyton Stovall, one of the Hogs' three team captains, is primed for a breakout year after his stellar freshman campaign in 2022.
- Stovall slashed .295/.373/.425 with six homers and 31 runs batted in on the year, racking up 59 hits with eight doubles.
- The Haughton, La., native recorded 18 multi-hit games, including five three-hit games and one five-hit effort, finishing the season ranked fourth on the Razorbacks in batting average (.295).
- Stovall had 10 multiple RBI games, including two three-RBI performances and one four-RBI effort.
- In last season's NCAA Tournament, Stovall slashed a team-leading .429/.451/.571 with two homers and 13 RBI over 11 games. He was tied for the team lead in hits (21) during the postseason and was named to the NCAA Stillwater Regional All-Tournament Team.
- He was at his best when the lights were brightest, recording a season-high five hits, including a double, against Auburn in the College World Series. Stovall became the first player with five hits in a College World Series game since UNC's Dustin Ackley in 2009.
- Stovall enters the 2023 campaign as both a preseason All-American and a preseason All-SEC honoree

## BRADY BOMB

- INF Brady Slavens' decision to return for his senior season gives the Arkansas offense another powerful weapon in the heart of its order.
- Entering the 2023 season, Slavens ranks first among all active SEC hitters in career RBI (144) and second in home runs (31).
- In 2022, the Olathe, Kan., native played in 63 games with 62 starts (37 as designated hitter, 13 in right, 12 at first) and slashed .255/.332/.523 with a team-leading 16 homers and 58 runs batted in.
- Slavens, who finished the year tied for the team lead in home runs (16), had three games with multiple homers.
- He tallied 61 hits, including 10 doubles and a team-best three triples, and totaled 125 bases, third most among Razorback hitters.
- Slavens, who began his collegiate career at Wichita State (2019) was a prolific power-hitter long before he joined the Hogs. He spent the 2020 campaign at Johnson County CC, slashing .507/.543/1.240 with 14 home runs and 47 RBI before the season was cut short due to the COVID-19 pandemic.
- Slavens was named the 2020 JUCO Baseball Blog National Player of the Year after leading the NJCAA in both home runs and RBI.



Senior infielder **Brady Slavens** ranks first among all active SEC hitters in career RBI (144) and second in home runs (31).



Sophomore pitcher **Hagen Smith**, who was named a Freshman All-American last year, is expected to step up as the Razorbacks' ace during the 2023 season.

### H. SMITH

- LHP Hagen Smith will be called upon to step up as the Arkansas ace.
- The Bullard, Texas, native emerged as the Razorbacks' No. 2 starter as a true freshman last season, going 7-2 with a 4.66 ERA and two saves in 77.1 innings over 20 appearances (15 starts) on the mound.
- The left-hander struck out 90 batters on the year, helping Arkansas set a new school record with 674 strikeouts in 2022.
- Smith, who limited opposing hitters to a .232 batting average, had six quality starts, second most among all Razorback starters.
- Down the stretch, Smith pitched out of the Razorback bullpen and was even more dominant. He went 1-0 with a 3.38 ERA and two saves in 10.2 innings of work in the NCAA Tournament, striking out 16 and limiting opposing hitters to a .184 batting average.
- At the year's end, Smith was named a Freshman All-American by both Collegiate Baseball Newspaper and Perfect Game. He also landed on the Freshman All-SEC Team.
- Smith arrived at Arkansas in 2022 as a heralded freshman hurler. The left-hander posted jaw-dropping numbers as a senior at Bullard High School in Bullard, Texas, going 11-0 with a 0.19 ERA and 168 strikeouts in 73.0 innings during his senior year.
- Smith, who walked 26 while allowing only seven hits and two runs all season, tied a Texas high school record with seven no-hitters.

### WILL THE THRILL

- RHP Will McEntire began the 2022 season as an afterthought, but emerged as an important piece of the pitching staff late in the year.
- The Bryant, Ark., native will begin the 2023 campaign as the Razorbacks' No. 2 starter.
- The right-hander made 12 appearances, including eight starts, on the mound in 2022, posting a 2-2 record with a 2.59 ERA and one save in 48.2 innings. He limited opposing hitters to a .198 batting average.
- McEntire struck out 49 batters, helping the Razorback pitching staff set a new school record with 674 strikeouts in 2022.
- In SEC play, McEntire made three appearances (one start) and posted a 3.48 ERA in 10.1 innings with 11 strikeouts.
- He turned in two quality starts on the year, delivering his most dominant outing of the season in the College World Series.
- McEntire worked a season-long seven innings with a season-high nine strikeouts, allowing one run on three hits vs. No. 25 Auburn

### DOUBLE H

- LHP Hunter Hollan, a junior college transfer, has made an immediate impact since stepping foot on campus at Arkansas.
- The left-hander, who was selected by the Milwaukee Brewers in the 15th round (No. 447 overall) of the 2021 MLB Draft, came to Arkansas from San Jacinto College.
- In 2022 at San Jac, Hollan made 18 starts, going 9-3 with a 3.59 ERA and 96 strikeouts in 80.1 innings. He recorded double-digit strikeouts in three games during the 2022 season.
- Hollan, who has made 11 appearances (all starts) on the mound, began this season as Arkansas' Sunday starter before moving into the Friday role when Hagen Smith was shifted to the bullpen.
- He made his first start as a Razorback against #9 Oklahoma State (Feb. 19) in the College Baseball Showdown, striking out five over four innings of one-run ball to earn his first win of the season.
- He recorded the Hogs' first quality start of the year against Wright State (March 5) with six innings of one-run ball and five strikeouts.
- Hollan, who fanned a season-high seven in starts against Louisiana Tech (March 12) and at #1 LSU (March 24), leads the Hogs in quality starts this season with three, also logging quality starts against Auburn (March 17) and at Ole Miss (April 7).

### CAPTAIN MORRIS

- LHP Zack Morris, one of the Razorbacks' three team captains, is one of the key veteran returners on this year's squad.
- The left-hander made 22 appearances, including two starts, on the mound in 2022, posting a 6-1 record with a 2.31 ERA and one save in 35.0 innings. He totaled 26 strikeouts and limited opposing hitters to a .230 batting average.
- Morris was dominant in SEC play last season, finishing with a 3-0 record and a 1.88 ERA in 14.1 innings over nine relief appearances.
- In the NCAA Tournament, Morris made five appearances with two starts. He had a 1-1 record with a 4.32 ERA and one save in 8.1 innings during the postseason.
- He threw three innings of two-run ball with three strikeouts in a relief outing at #6 Oklahoma State (June 4) in the NCAA Stillwater Regional.
- He earned his first start in an elimination-game win at #6 Oklahoma State (June 6), tossing a season-long 3.1 scoreless innings with three strikeouts to send the Hogs to the NCAA Chapel Hill Super Regional.



Senior left-handed pitcher **Zack Morris**, one of the Razorbacks' three team captains, has three career saves, including a team-leading two saves this season.



## SERIES HISTORY

### INSIDE THE SERIES: MISSISSIPPI STATE

Overall Series Record: 56-57  
Record in Fayetteville, Ark.: 27-19  
Record in Starkville, Miss.: 21-29  
Record at Neutral Sites: 8-9

### IN THE DVH ERA (2003-PRESENT): MISSISSIPPI STATE

Overall Series Record: 35-28  
Record in Fayetteville, Ark.: 18-12  
Record in Starkville, Miss.: 15-14  
Record at Neutral Sites: 2-2

Last 10 meetings

DATE	SITE	W/L	SCORE
4/19/19	Fayetteville, Ark.	W	12-5
4/20/19	Fayetteville, Ark.	W	10-2
3/26/21	Starkville, Miss.	W	8-2
3/27/21	Starkville, Miss.	W	11-5
3/28/21	Starkville, Miss.	W	6-4
4/1/22	Fayetteville, Ark.	W	8-1
4/2/22	Fayetteville, Ark.	W	12-5
4/3/22	Fayetteville, Ark.	L	5-3 (12)
5/5/23	Starkville, Miss.	W	6-2
5/6/23	Starkville, Miss.	W	14-2 (7)

## BOX SCORE FROM PREVIOUS MEETING



### 2023 Arkansas Baseball #6 Arkansas at Mississippi State May 06, 2023 at Starkville, Miss. (Dudy Noble Field)



#### Arkansas 14 (35-12,16-7)

#### Mississippi State 2 (24-22,6-17)

Player	ab	r	h	rbi	bb	so	po	a	lob
Kendall Diggs rf	4	2	3	5	0	0	1	0	0
Jace Bohrofen cf	3	1	1	0	1	0	2	0	0
Ben McLaughlin dh	4	1	1	2	1	0	0	0	2
Brady Slavens 1b	4	2	1	1	1	1	7	0	1
Caleb Cali 3b	4	2	1	3	1	0	1	0	3
Mason Neville lf	3	2	1	0	1	2	4	0	0
Peyton Holt 2b	4	1	2	2	0	0	0	1	0
Parker Rowland c	3	1	0	0	1	1	5	0	1
John Bolton ss	1	2	1	0	2	0	1	2	0
Brady Tygart p	0	0	0	0	0	0	0	0	0
Will McEntire p	0	0	0	0	0	0	0	1	0
Totals	30	14	11	13	8	4	21	4	7

Player	ab	r	h	rbi	bb	so	po	a	lob
Mershon, David ss	3	0	0	0	1	1	3	1	0
Ledbetter, Colton cf	4	0	1	0	0	0	2	0	2
Hines, Hunter 1b	3	1	1	0	0	1	3	1	0
Jordan, Dakota lf	3	1	1	2	0	0	3	0	1
Clark, Kellum rf	3	0	1	0	0	0	4	0	0
Chance, Bryce dh	3	0	0	0	0	1	0	0	1
Hancock, Luke c	3	0	1	0	0	0	4	0	0
Alford, Slate 3b	2	0	1	0	1	1	0	2	0
Larry, Amani 2b	2	0	0	0	0	1	2	1	2
Downs, Aaron ph	1	0	1	0	0	0	0	0	0
Gartman, Landon p	0	0	0	0	0	0	0	0	0
Siary, Evan p	0	0	0	0	0	0	0	0	0
Holcombe, Colby p	0	0	0	0	0	0	0	0	0
Davis, Tyler p	0	0	0	0	0	0	0	0	0
Totals	27	2	7	2	2	5	21	5	6

Score by Innings	1	2	3	4	5	6	7	R	H	E
Arkansas	0	4	3	1	0	1	5	14	11	2
Mississippi State	0	0	0	0	0	2	0	2	7	2

E - Bohrofen(3); Neville(1); Ledbetter(4); Larry(6). DP - Arkansas 1; MSU 1. LOB - Arkansas 7; MSU 6. 2B - Bohrofen(13); Neville(1); Clark(10). HR - Diggs(9); Slavens(7); Cali(8); Jordan(8). HBP - Neville. SH - Bohrofen(1); Bolton(6). SF - Diggs(4). SB - Bolton(6); Ledbetter(17).

Arkansas	ip	h	r	er	bb	so	ab	bf	np
Brady Tygart	2.0	0	0	0	1	1	5	6	20
Will McEntire	5.0	7	2	2	1	4	22	23	89

Mississippi State	ip	h	r	er	bb	so	ab	bf	np
Gartman, Landon	1.2	3	4	4	4	1	7	13	56
Siary, Evan	0.1	2	3	2	1	0	3	4	23
Holcombe, Colby	4.1	4	4	3	2	1	16	20	85
Davis, Tyler	0.2	2	3	3	1	2	4	5	24

Win - Tygart (2-0). Loss - Gartman (2-3). Save - McEntire (1).

HBP - by Gartman (Neville). Inherited runners/scored: Siary 3/0; Holcombe 2/2. Pitches/strikes: Tygart 20/13; McEntire 89/57; Gartman 56/29; Siary 23/14; Holcombe 85/50; Davis 24/16.

Umpires - HP: Ryan Broussard 1B: Jason Bradley 2B: Stephen Hagan 3B: Scott Cline

Start: 6:02 pm Time: 2:25 Attendance: 11973

Weather: 82, partly cloudy, SE @ 9

Siary faced 3 batters in the 3rd.

## HONORED HOGS

**Jace Bohrofen**

Collegiate Baseball National Player of the Week (April 17)

**Hunter Hollan**

Perfect Game Midseason All-American (Third Team, SP)

Golden Spikes Award Midseason Watch List

College Baseball Foundation National Pitcher of the Year Award Watch List

**Tavian Josenberger**

SEC Player of the Week (April 3)

**Will McEntire**

SEC Co-Pitcher of the Week (March 13)

**Hagen Smith**

Perfect Game Preseason All-American (Third Team, SP)

Perfect Game Midseason All-American (Second Team, RP)

College Baseball Foundation National Pitcher of the Year Award Watch List

**Peyton Stovall**

Baseball America Preseason All-America (Second Team, 2B)

Preseason Coaches All-SEC Team (First Team, 2B)

**Brady Tygart**

D1Baseball Preseason All-American (Second Team, RP)

Preseason Coaches All-SEC Team (First Team, RP)

NCBWA Stopper of the Year Preseason Watch List

**Jared Wegner**

NCBWA Preseason All-American (Second Team, OF)

SEC Player of the Week (Feb. 20)

D1Baseball Midseason All-American (Second Team, OF)



Outfielder **Jace Bohrofen** earned national player of the week honors from Collegiate Baseball Newspaper after belting four home runs in five games and leading Arkansas to an SEC series sweep against Tennessee (April 14-16). The Razorback captain slashed .375/.476/1.188 with five extra-base hits and a team-best nine RBI during his big week.

WEEK 12

SOUTHEASTERN CONFERENCE

AS OF MAY 7

## EASTERN DIVISION

	SEC	Pct.	GB	All	Pct.	Home	Away	Neutral	Div.	Top 25	Top 10	L10	Streak
Vanderbilt	17-7	.708	-	34-13	.723	23-5	7-6	4-2	10-5	13-6	11-2	5-5	L1
Florida	15-8	.652	1.5	37-11	.771	27-6	9-5	1-0	7-5	9-6	4-5	6-4	L1
South Carolina	14-8	.636	2.0	36-10	.783	25-3	9-7	2-0	10-4	9-5	5-3	6-4	L2
Kentucky	13-10	.565	3.5	32-13	.711	22-4	10-9	0-0	6-5	8-7	3-5	4-6	W2
Tennessee	12-11	.522	4.5	32-15	.681	29-4	2-10	1-1	5-6	8-7	5-7	9-1	L1
Georgia	9-14	.391	7.5	26-21	.553	17-11	7-9	2-1	4-10	9-11	7-7	6-4	W1
Missouri	7-17	.292	10.0	27-20	.574	16-4	7-15	4-1	4-11	6-12	4-9	4-6	L1

## WESTERN DIVISION

	SEC	Pct.	GB	All	Pct.	Home	Away	Neutral	Div.	Top 25	Top 10	L10	Streak
LSU	16-6	.727	-	37-9	.804	25-5	10-3	2-1	11-3	9-5	5-3	8-2	L1
<b>Arkansas</b>	<b>16-7</b>	<b>.696</b>	<b>.5</b>	<b>35-12</b>	<b>.745</b>	<b>28-3</b>	<b>5-7</b>	<b>2-2</b>	<b>13-4</b>	<b>9-3</b>	<b>2-2</b>	<b>5-5</b>	<b>W2</b>
Alabama	11-13	.458	6.0	32-16	.667	24-8	7-8	1-0	4-8	5-10	4-8	6-4	W1
Texas A&M	10-13	.435	6.5	27-20	.574	19-11	6-8	2-1	5-7	7-13	4-8	4-6	W1
Auburn	10-13	.435	6.5	26-19-1	.576	19-9-1	5-10	2-0	5-9	4-7	4-7	6-4	W1
Mississippi State	6-17	.261	10.5	24-22	.522	15-13	4-7	5-2	5-6	2-10	1-10	3-7	L5
Ole Miss	6-18	.250	11.0	25-23	.521	17-12	6-10	2-1	3-9	5-12	1-11	4-6	W1

## SCHEDULE/RESULTS

Tuesday, May 2

at Ole Miss 12, Little Rock 10  
 #3 Florida 7, Florida State 5 (Jacksonville, Fla.)  
 at Georgia 10, Kennesaw State 9  
 at #6 Tennessee 13, Wofford 3 (7 inn.)  
**Lipscomb 8, #5 Arkansas 6 (11 inn. / North Little Rock, Ark.)**  
 at Missouri 9, Kansas 7  
 at Texas A&M 6, Tarleton 5  
 at #3 Vanderbilt 11, Georgia State 5  
 #1 LSU 10, at Southeastern Louisiana 0 (7 inn.)

Wednesday, May 3

#3 South Carolina 6, at Winthrop 1

Thursday, May 4

at Missouri 11, Ole Miss 9  
 at Alabama 11, #3 Vanderbilt 2

Friday, May 5

#6 Tennessee 12, at Georgia 3  
 at #21 Kentucky 7, #3 South Carolina 3  
**#5 Arkansas 6, at Mississippi State 2**  
 #1 LSU 3, at Auburn 0  
 #3 Florida 6, at Texas A&M 5  
 at Missouri 13, Ole Miss 3 (7 inn.)  
 #3 Vanderbilt 4, at Alabama 1

Saturday, May 6

at Georgia 3, #6 Tennessee 1  
 at #21 Kentucky 14, #3 South Carolina 7  
 at Alabama 2, #3 Vanderbilt 1  
 Ole Miss 20, at Missouri 14  
 at Texas A&M 15, #3 Florida 2 (7 inn.)  
**#5 Arkansas 14, at Mississippi State 2 (7 inn.)**  
 at Auburn 8, #1 LSU 6

Sunday, May 7

\*#6 Tennessee at Georgia - 1 p.m. [SECN+]  
**\*#5 Arkansas at Mississippi State - 2 p.m. [SECN+]**  
 \*#1 LSU at Auburn - 2 p.m. [SECN+]  
 \*#3 Florida at Texas A&M - 2 p.m. [SECN+]  
 \*#3 South Carolina at #21 Kentucky - 2 p.m. [SECN]

All times Eastern

Rankings reflect highest among major polls

\*SEC game



## WEEK 12

## SOUTHEASTERN CONFERENCE

AS OF MAY 4

## ACTIVE CAREER LEADERS

## Games Played

1.	Kason Howell, Auburn	234
2.	Ben Anderson*, Georgia	226
3.	Drew Williamson, Alabama	221
4.	Will McGillis*, South Carolina	214
5.	<b>Brady Slavens*, Arkansas</b>	<b>208</b>
	Connor Tate, Georgia	208
7.	Hunter Gilliam*, Kentucky	204
	Ryder Giles*, Kentucky	204
9.	Luke Hancock, Mississippi State	201
10.	Justin Kirby*, Auburn	191

## Hits

1.	Dylan Crews, LSU	248
2.	Ben Anderson*, Georgia	245
3.	Connor Tate, Georgia	240
4.	Kason Howell, Auburn	235
5.	Drew Williamson, Alabama	228
6.	Tre' Morgan, LSU	221
7.	Jacob Gonzalez, Ole Miss	212
8.	Hunter Gilliam*, Kentucky	209
9.	Enrique Bradfield Jr., Vanderbilt	207
10.	Ed Johnson*, Alabama	199
11.	<b>Brady Slavens*, Arkansas</b>	<b>195</b>
12.	Justin Kirby*, Auburn	193
13.	Kevin Madden*, South Carolina	191

## Doubles

1.	Kason Howell, Auburn	67
2.	Justin Kirby*, Auburn	51
3.	Connor Tate, Georgia	47
4.	Anthony Calarco*, Ole Miss	45
5.	Tre' Morgan, LSU	43
	Caleb Denny*, South Carolina	43
7.	Ben Anderson*, Georgia	41
8.	Dylan Crews, LSU	40
9.	Drew Williamson, Alabama	38
	Will McGillis*, South Carolina	38
11.	Hunter Gilliam*, Kentucky	37
12.	<b>Brady Slavens*, Arkansas</b>	<b>36</b>
	Braylen Wimmer, South Carolina	36
	Austin Bost, Texas A&M	36
	Griffin Merritt*, Tennessee	36
	Maui Ahuna*, Tennessee	36

## Triples

1.	Ben Anderson, Georgia	18
2.	Hunter Gilliam*, Kentucky	10
	Enrique Bradfield Jr., Vanderbilt	10
4.	Jim Jarvis, Alabama	9
5.	Maui Ahuna*, Tennessee	8
	Tre' Morgan, LSU	8
	Jackson Gray*, Kentucky	8
	<b>Brady Slavens*, Arkansas</b>	<b>8</b>
9.	Dylan Crews, LSU	7
10.	<b>Tavian Josenberger*, Arkansas</b>	<b>6</b>
	Will McGillis*, South Carolina	6
	Wyatt Langford, Florida	6

## Home Runs

1.	Dylan Crews, LSU	53
2.	Tommy White*, LSU	43
3.	Griffin Merritt*, Tennessee	42
4.	Luke Mann, Missouri	41
5.	Will McGillis*, South Carolina	40
	Connor Tate, Georgia	40
7.	Jacob Gonzalez, Ole Miss	38
	Gavin Dugas, LSU	38
9.	Justin Kirby*, Auburn	37
	RJ Schreck*, Vanderbilt	37
	Wyatt Langford, Florida	37
12.	<b>Brady Slavens*, Arkansas</b>	<b>36</b>
13.	Jac Caglianone, Florida	33
	Zane Denton, Tennessee	33

## Runs Batted In

1.	<b>Brady Slavens*, Arkansas</b>	<b>177</b>
2.	Dylan Crews, LSU	167
3.	Connor Tate, Georgia	161
4.	Hunter Gilliam*, Kentucky	159
5.	Jacob Gonzalez, Ole Miss	149
6.	Luke Hancock, Mississippi State	146
7.	Gavin Dugas, LSU	139
8.	Zane Denton, Tennessee	138
9.	Will McGillis*, South Carolina	135
	Griffin Merritt*, Tennessee	135

## Stolen Bases

1.	Enrique Bradfield Jr., Vanderbilt	123
2.	Mason LaPlante*, Georgia	56
3.	Justin Kirby*, Auburn	39
4.	Kason Howell, Auburn	38
5.	Jackson Gray*, Kentucky	35
6.	Braylen Wimmer, South Carolina	34
7.	<b>Tavian Josenberger*, Arkansas</b>	<b>31</b>
8.	Ryan Waldschmidt*, Kentucky	29
	Ben Anderson*, Georgia	29
10.	Isaiah Byars*, Kentucky	24
	<b>Jared Wegner*, Arkansas</b>	<b>24</b>
12.	Jim Jarvis, Alabama	21
13.	Dylan Crews, LSU	20
	<b>John Bolton*, Arkansas</b>	<b>20</b>

## Saves

1.	Dalton Rhadans*, Georgia	19
2.	Zach DeVito*, Georgia	14
3.	Zach Franklin*, Missouri	13
4.	Paul Skenes*, LSU	11
5.	Nolan Crisp, Georgia	10
	Brandon Neely, Florida	10
7.	Thomas Schultz, Vanderbilt	9
	<b>Brady Tygart, Arkansas</b>	<b>9</b>
9.	Kyle Greenler*, Georgia	8
	Will Johnston, Texas A&M	8
	Ryan Slater, Florida	8

\* - Indicates stats from a previous non-SEC school are included

## Baseball America

May 1

1. LSU
2. Wake Forest
3. Vanderbilt
4. South Carolina
5. Florida
6. **Arkansas**
7. Coastal Carolina
8. Stanford
9. Duke
10. Miami
11. West Virginia
12. Campbell
13. East Carolina
14. Virginia
15. Texas Tech
16. Dallas Baptist
17. Oregon
18. Arizona State
19. Oregon State
20. Oklahoma State
21. Tennessee
22. UTSA
23. Connecticut
24. Maryland
25. Boston College

## D1Baseball

May 1

1. LSU
2. Wake Forest
3. South Carolina
4. Florida
5. Vanderbilt
6. **Arkansas**
7. Stanford
8. Coastal Carolina
9. Connecticut
10. Duke
11. Miami
12. West Virginia
13. Campbell
14. East Carolina
15. Oregon State
16. Dallas Baptist
17. Oregon
18. Tennessee
19. Boston College
20. Arizona State
21. Virginia
22. UTSA
23. Maryland
24. Cal State Fullerton
25. Northeastern

## Perfect Game

May 1

1. LSU
2. Wake Forest
3. South Carolina
4. Florida
5. **Arkansas**
6. Tennessee
7. Coastal Carolina
8. Dallas Baptist
9. Stanford
10. Vanderbilt
11. Duke
12. Connecticut
13. Miami
14. Oregon
15. West Virginia
16. Campbell
17. East Carolina
18. Clemson
19. Boston College
20. Indiana State
21. Kentucky
22. Virginia
23. Northeastern
24. UTSA
25. Cal State Fullerton

## USA Today Coaches

May 1

1. LSU
2. Wake Forest
3. Florida
4. South Carolina
5. Vanderbilt
6. **Arkansas**
7. Stanford
8. Coastal Carolina
9. Connecticut
10. Duke
11. Miami
12. Virginia
13. Campbell
14. West Virginia
15. East Carolina
16. Tennessee
17. Boston College
18. Dallas Baptist
19. Oregon
20. Oregon State
21. Kentucky
22. Arizona State
23. Oklahoma State
24. Texas Tech
25. Louisville

## Collegiate Baseball

May 1

1. LSU
2. Wake Forest
3. Vanderbilt
4. South Carolina
5. **Arkansas**
6. Florida
7. Stanford
8. Miami
9. UC Santa Barbara
10. Oregon
11. Arizona State
12. Cal State Fullerton
13. Duke
14. Virginia
15. Indiana State
16. Oklahoma State
17. West Virginia
18. Dallas Baptist
19. Tennessee
20. Coastal Carolina
21. Maryland
22. Kansas State
23. Kent State
24. Oral Roberts
25. Clemson
26. Central Michigan
27. Boston College
28. Campbell
29. Connecticut
30. Southern Miss

## NCBWA

May 1

1. LSU
2. Wake Forest
3. Florida
4. South Carolina
5. Vanderbilt
6. **Arkansas**
7. Stanford
8. Coastal Carolina
9. Connecticut
10. Campbell
11. East Carolina
12. Dallas Baptist
13. Virginia
14. Duke
15. West Virginia
16. Tennessee
17. Miami
18. Boston College
19. Oregon
20. Oregon State
21. Arizona State
22. Louisville
23. Kentucky
24. Texas Tech
25. UTSA
26. Oklahoma State
27. Texas
28. Maryland
29. Cal State Fullerton
30. Northeastern

## ARKANSAS IN THE POLLS

	BA	D1Baseball	PG	USA Today	CB	NCBWA
Preseason	11	8	4	6	7	6
Feb. 20	11	9	3	6	7	7
Feb. 27	9	8	3	8	8	7
March 6	9	8	3	8	8	7
March 13	7	7	3	6	7	6
March 20	6	5	3	3	3	3
March 27	7	6	5	6	7	6
April 3	5	5	5	5	7	5
April 10	6	5	6	6	7	5
April 17	5	5	5	5	4	5
April 24	6	7	7	6	7	6
May 1	6	6	5	6	5	6
May 8	--	--	--	--	--	--
May 15	--	--	--	--	--	--
May 22	--	--	--	--	--	--
May 29	--	--	--	--	--	--
<b>Final</b>	--	--	--	--	--	--

D1 - D1Baseball.com

BA - Baseball America

USA TODAY - USA Today Coaches Poll

PG - Perfect Game

CB - Collegiate Baseball Newspaper

NCBWA - National Collegiate Baseball Writers Association



## PERSONAL

Born: Sept. 17, 1960  
 Hometown: Kansas City, Mo.  
 Alma Mater: Arkansas (1988)  
 Masters of Science: East Texas State University (1992)  
 Wife: Karen  
 Children: Hollan, Mariel  
 Named Head Coach at Arkansas: June 21, 2002

## PLAYING HISTORY

1982-84 Atlanta Braves Organization  
 1982 MLB Draft: 10th Round (Atlanta Braves)  
 1982 Arkansas  
 1981 MLB Draft: 10th Round (Chicago White Sox)  
 1980-81 McLennan Community College

## COACHING HONORS

2021 SEC Coach of the Year  
 2004 SEC Coach of the Year  
 2001 Baseball America National Coach of the Year  
 2001 BIG 12 Coach of the Year  
 2001 ABCA Midwest Region Coach of the Year  
 2000 ABCA Midwest Region Coach of the Year  
 1997 Southland Coach of the Year  
 1995 Southland Coach of the Year  
 1994 NCAA Division II Coach of the Year  
 1994 ABCA Central Region Coach of the Year

## HALL OF FAME

2019 Arkansas Sports Hall of Fame  
 2013 Winnetonka High School Hall of Fame  
 2012 Ban Johnson League Hall of Fame  
 2001 Central Missouri State Hall of Fame

Dave Van Horn, the two-time SEC Coach of the Year, enters his 21st season at the helm of the Arkansas baseball program in 2023.

In his time as Head Hog, Van Horn has elevated Arkansas into one of the nation's premier teams. Van Horn has led the Razorbacks to seven College World Series appearances, 18 NCAA Tournament berths, two SEC overall titles, six SEC Western Division championships, one SEC Tournament title and a total of 831 wins.

Ever since returning to his alma mater in 2003 to take over for retiring legendary Arkansas head baseball coach Norm DeBriyn, Van Horn has continued to successfully field nationally competitive teams, while also grooming two Golden Spikes Award and Dick Howser Trophy winners in Andrew Benintendi and Kevin Kopps as well as numerous All-Americans, all-conference performers and future professional baseball players. Under his guidance, 36 Razorbacks have been named All-Americans, 43 as All-SEC players, and 129 have been picked in the MLB Draft.

Van Horn is the second-winningest coach in Arkansas history with 831 wins, including 329 career SEC victories. He is one of only five head coaches in college baseball history, along with Ron Polk, Mike Bianco, Skip Bertman and Tim Corbin, with 300 or more SEC wins in their career.

Including his years at Nebraska, Northwestern State and Central Missouri State, Van Horn has racked up 1,202 wins at four-year institutions, sixth most among all active head coaches. He is one of eight active Division I head coaches with 1,000 or more wins at four-year schools.

HOGS VS. 2023 OPPONENTS UNDER DVH				
	W-L	Home	Away	Neutral
Alabama	37-29	21-9	14-16	2-4
Arkansas State	3-0	3-0	0-0	0-0
Army	1-0	1-0	0-0	0-0
Auburn	39-23	20-10	17-13	2-0
Eastern Illinois	21-2	21-2	0-0	0-0
Georgia	24-20	14-7	9-11	1-2
Grambling	10-0	10-0	0-0	0-0
Illinois State	5-3	5-3	0-0	0-0
Lipscomb	0-1	0-0	0-0	0-1
Little Rock	4-2	4-2	0-0	0-0
LSU	26-44	14-16	11-19	1-9
Louisiana Tech	22-6	11-2	7-4	4-0
Mississippi State	35-28	18-12	15-14	2-2
Missouri State	20-11	12-8	8-3	0-0
Oklahoma State	8-6	2-3	4-2	2-1
Ole Miss	34-43	14-19	13-17	7-7
Omaha	2-0	2-0	0-0	0-0
South Carolina	28-21	12-9	12-9	4-3
SEMO	7-2	7-2	0-0	0-0
TCU	4-1	2-0	0-0	2-1
Tennessee	30-14	15-5	12-8	3-1
Texas A&M	21-14	13-5	7-9	1-0
Texas	8-5	2-0	2-3	4-2
UCA	4-0	3-0	0-0	1-0
UNLV	3-1	3-1	0-0	0-0
Vanderbilt	20-22	12-8	7-10	1-4
Wright State	6-0	6-0	0-0	0-0

## VAN HORN'S CAREER NUMBERS

Year	School	Record	Pct.	Conf.	Place	Conf. Tourn.	NCAA
1989	Texarkana CC	39-18	.684	NA	NA	NA	--
1990	Texarkana CC	44-14	.759	NA	NA	NA	--
1991	Texarkana CC	45-12	.789	NA	NA	NA	--
1992	Texarkana CC	48-10	.827	NA	1st	NA	--
1993	Texarkana CC	38-18	.678	NA	NA	NA	--
	<b>Totals</b>	<b>214-72</b>	<b>.748</b>	--	--	--	--
1994	Central Missouri State	51-11	.823	15-1	1st (Div.)	1st (4-1)	NCAA DII Champs
	<b>Totals</b>	<b>51-11</b>	<b>.823</b>	<b>15-1</b>	--	<b>1 (4-1)</b>	--
1995	Northwestern State	37-15	.711	19-5	1st	DNP (0-2)	--
1996	Northwestern State	34-27	.557	14-16	2nd (Div.)	2nd (3-2)	--
1997	Northwestern State	35-23	.603	19-9	1st	DNP (0-2)	--
	<b>Totals</b>	<b>106-65</b>	<b>.620</b>	<b>52-30</b>	--	<b>3 (3-6)</b>	--
1998	Nebraska	24-20	.545	10-13	7th	DNQ	DNQ
1999	Nebraska	42-18	.700	16-9	5th	1st (4-0)	NCAA (1-2)
2000	Nebraska	51-17	.750	21-9	2nd	1st (5-1)	NCAA (4-2)
2001	Nebraska	50-16	.758	20-8	1st	1st (4-0)	CWS (5-2)
2002	Nebraska	47-21	.691	16-11	2nd	2nd (3-1)	CWS (5-3)
	<b>Totals</b>	<b>214-92</b>	<b>.699</b>	<b>67-39</b>	--	<b>4 (16-2)</b>	<b>4 (15-9)</b>
2003	Arkansas	35-22	.612	14-16	6th West	T-7th (0-2)	NCAA (1-2)
2004	Arkansas	45-24	.652	19-11	T-1st Overall	4th (2-2)	CWS (6-3)
2005	Arkansas	39-22	.636	13-17	T-5th West	T-7th (0-2)	NCAA (2-2)
2006	Arkansas	39-21	.650	18-12	2nd West	T-7th (0-2)	NCAA (1-2)
2007	Arkansas	43-21	.672	18-12	1st West	2nd (3-1)	NCAA (2-2)
2008	Arkansas	34-24	.586	14-15	4th West	DNQ	NCAA (0-2)
2009	Arkansas	41-24	.631	14-15	4th West	4th (2-2)	CWS (7-2)
2010	Arkansas	43-21	.672	18-12	2nd West	T-7th (0-2)	NCAA (3-3)
2011	Arkansas	40-22	.645	15-15	1st West	T-3rd (2-2)	NCAA (2-2)
2012	Arkansas	46-22	.676	16-14	T-2nd West	T-9th (0-2)	CWS (7-3)
2013	Arkansas	39-22	.639	18-11	2nd West	T-3rd (2-1)	NCAA (2-2)
2014	Arkansas	40-25	.615	16-14	4th West	T-3rd (3-2)	NCAA (2-2)
2015	Arkansas	40-25	.615	17-12	3rd West	T-5th (2-2)	CWS (5-3)
2016	Arkansas	26-29	.473	7-23	7th West	DNQ	DNQ
2017	Arkansas	45-19	.703	18-11	2nd West	2nd (3-2)	NCAA (3-2)
2018	Arkansas	48-21	.696	18-12	T-1st West	T-3rd (2-1)	CWS Runner-Up (9-3)
2019	Arkansas	46-20	.697	20-10	T-1st West	T-5th (1-2)	CWS (5-3)
2020	Arkansas	11-5	.688	--	--	--	--
2021	Arkansas	50-13	.807	22-8	1st Overall	1st (4-0)	NCAA (4-3)
2022	Arkansas	46-21	.687	18-12	2nd West	T-7th (0-2)	CWS (8-3)
2023	Arkansas	35-12	.745	16-7	--	--	--
	<b>Totals</b>	<b>831-435</b>	<b>.656</b>	<b>329-259</b>	--	<b>17 (26-29)</b>	<b>18 (69-43)</b>
<b>CAREER TOTALS</b>		<b>1,416-675</b>	<b>.677</b>	<b>463-329</b>	--	<b>49-38 (.563)</b>	<b>84-53 (.613)</b>

# A ||| THE ARKANSAS RAZORBACKS



**HAROLD COLL**  
Jr. • 5-11 • 190 • R/R  
INF • Boston, Mass.



**ISAAC WEBB**  
Jr. • 5-11 • 165 • R/R  
INF/OF • Collinsville, Okla.



**KENDALL DIGGS**  
So. • 6-0 • 205 • L/R  
INF/OF • Olathe, Kan.




**CALEB CALI**  
R-Jr. • 6-3 • 220 • R/R  
INF • Monteverde, Fla.



**JACE BOHROFEN**  
Jr. • 6-2 • 205 • L/R  
OF • Oklahoma City, Okla.



**JOHN BOLTON**  
Grad. • 5-10 • 180 • R/R  
INF • Memphis, Tenn.



**PEYTON STOVALL**  
So. • 5-11 • 195 • L/R  
INF • Houghton, La.



**JARED WEGNER**  
Grad. • 6-0 • 220 • R/R  
OF • Kearney, Neb.



**TAVIAN JOSEMBERGER**  
Jr. • 6-0 • 185 • S/R  
OF • Kansas City, Mo.




**JAYSON JONES**  
Fr. • 6-2 • 225 • R/R  
INF • Savannah, Texas



**BEN MCLAUGHLIN**  
Jr. • 6-3 • 200 • L/R  
INF/RHP • Golden, Colo.




**HUDSON POLK**  
Jr. • 6-1 • 205 • R/R  
C • Coppell, Texas




**BRADY SLAVENS**  
Sr. • 6-3 • 205 • L/R  
INF • Olathe, Kan.



**REESE ROBINETT**  
Fr. • 6-3 • 215 • L/R  
INF • Kennett, Mo.



**HUNTER GRIMES**  
R-Jr. • 6-1 • 185 • R/R  
INF/OF • Kerrville, Texas



**JAXON WIGGINS**  
Jr. • 6-6 • 225 • R/R  
RHP • Roland, Okla.




**PEYTON HOLT**  
Jr. • 5-10 • 205 • R/R  
INF • Greenwood, Ark.



**BRADY TYGART**  
So. • 6-2 • 205 • R/R  
RHP • Hernando, Miss.




**MASON NEVILLE**  
Fr. • 6-3 • 200 • L/L  
OF • Las Vegas, Nev.




**KOTY FRANK**  
Grad. • 6-2 • 220 • R/R  
RHP • Tushka, Okla.



**AUSTIN LEDBETTER**  
So. • 6-1 • 190 • R/R  
RHP • Bryant, Ark.



**DYLAN CARTER**  
R-Jr. • 6-2 • 210 • R/R  
RHP • Bentonville, Ark.



**ZACK MORRIS**  
Sr. • 6-3 • 225 • L/L  
LHP • Cabot, Ark.



**HAGEN SMITH**  
So. • 6-3 • 215 • L/L  
LHP • Bullard, Texas



**NICK GRIFFIN**  
R-So. • 6-4 • 195 • R/R  
LHP • Monticello, Ark.



**JORDAN HUSKEY**  
Fr. • 5-10 • 185 • L/L  
LHP • Quitman, Ark.



**PARKER COIL**  
Fr. • 6-3 • 200 • R/L  
LHP • Edmond, Okla.



**JAKE FAHERTY**  
So. • 6-3 • 190 • R/R  
RHP • Georgetown, Ky.



**SEAN FITZPATRICK**  
Fr. • 6-0 • 165 • L/L  
LHP • Spring, Texas



**HUNTER HOLLAN**  
Jr. • 6-5 • 200 • L/L  
LHP • Hallsville, Texas



**BEN BYBEE**  
Fr. • 6-6 • 235 • R/R  
RHP • Overland Park, Kan.




**WILL MCENTIRE**  
R-Jr. • 6-4 • 240 • L/R  
RHP • Bryant, Ark.




**CAL KILGORE**  
So. • 6-1 • 185 • R/R  
C • Overland Park, Kan.



**PARKER ROWLAND**  
Jr. • 6-3 • 215 • S/R  
C • Tulsa, Okla.




**GAGE WOOD**  
Fr. • 6-0 • 210 • R/R  
RHP • Batesville, Ark.



**CHRISTIAN FOUTH**  
Fr. • 6-3 • 220 • R/R  
RHP • Littleton, Colo.



**COOPER DOSSETT**  
Fr. • 6-0 • 190 • R/R  
RHP • Springdale, Ark.



**CODY ADCOCK**  
Jr. • 6-4 • 210 • R/R  
RHP • Texarkana, Ark.




**JOSH HYNEMAN**  
Fr. • 6-4 • 245 • R/R  
RHP • Jonesboro, Ark.




**DAVE VAN HORN**  
Head Coach  
21st Season



**NATE THOMPSON**  
Assistant Coach  
6th Season



**MATT HOBBS**  
Assistant Coach  
5th Season



**BOBBY WERNES**  
Volunteer Assistant  
3rd Season



**CLAY GOODWIN**  
Director of Operations  
16th Season





No.	Player	Pos.	B/T	Yr.	Ht.	Wt.	Hometown / High School / Previous School
1	Harold Coll	INF	Jr.	5-11	190	R/R	Boston, Mass. / Georgia Premier Academy / San Jacinto College
3	Isaac Webb	INF/OF	Jr.	5-11	165	R/R	Collinsville, Okla. / Collinsville HS / Grayson College / Eastern Oklahoma State College
5	Kendall Diggs	INF/OF	So.	6-0	205	L/R	Olathe, Kan. / Saint Thomas Aquinas HS
6	Caleb Cali	INF	R-Jr.	6-3	230	R/R	Montverde, Fla. / Montverde Academy / Florida State / Hillsborough CC / College of Central Florida
8	Jace Bohrofen	OF	Jr.	6-2	205	L/R	Oklahoma City, Okla. / Westmoore HS / Oklahoma
9	John Bolton	INF	Grad.	5-10	180	R/R	Memphis, Tenn. / Memphis University School / Hinds CC / Austin Peay
10	Peyton Stovall	INF	So.	5-11	195	L/R	Haughton, La. / Haughton HS
11	Jared Wegner	OF	Grad.	6-0	220	R/R	Kearney, Neb. / Kearney HS / Creighton
12	Tavian Josenberger	OF	Jr.	6-0	185	S/R	Kansas City, Mo. / Park Hill HS / Kansas
13	Jayson Jones	INF	Fr.	6-2	225	R/R	Savannah, Texas / Braswell HS
15	Ben McLaughlin	INF/RHP	Jr.	6-3	200	L/R	Golden, Colo. / Golden HS / Hutchinson CC
16	Hudson Polk	C	Jr.	6-1	205	R/R	Coppell, Texas / Coppell HS / Oklahoma
17	Brady Slavens	INF	Sr.	6-3	205	L/R	Olathe, Kan. / Olathe Northwest HS / Wichita State / Johnson County CC
18	Reese Robinett	INF	Fr.	6-3	215	L/R	Kennett, Mo. / Kennett HS
21	Hunter Grimes	INF/OF	R-Jr.	6-1	185	R/R	Kerrville, Texas / Tivy HS / UTSA / McLennan CC
22	Jaxon Wiggins	RHP	Jr.	6-6	225	R/R	Roland, Okla. / Roland HS
24	Peyton Holt	INF	Jr.	5-10	205	R/R	Greenwood, Ark. / Greenwood HS / Crowder College
25	Brady Tygart	RHP	So.	6-2	205	R/R	Hernando, Miss. / Lewisburg HS
26	Mason Neville	OF	Fr.	6-3	200	L/L	Las Vegas, Nev. / Basic HS
28	Koty Frank	RHP	Grad.	6-2	220	R/R	Tushka, Okla. / Tushka HS / Eastern Oklahoma State College / Nebraska
29	Austin Ledbetter	RHP	So.	6-1	190	R/R	Bryant, Ark. / Bryant HS
31	Dylan Carter	RHP	R-So.	6-2	210	R/R	Bentonville, Ark. / Bentonville West HS / Crowder College
32	Zack Morris	LHP	Sr.	6-3	225	L/L	Cabot, Ark. / Cabot HS
33	Hagen Smith	LHP	So.	6-3	215	L/L	Bullard, Texas / Bullard HS
34	Nick Griffin	LHP	R-So.	6-4	195	L/L	Monticello, Ark. / Monticello HS
35	Jordan Huskey	LHP	Fr.	5-10	185	L/L	Quitman, Ark. / Greenbrier HS
36	Parker Coil	LHP	Fr.	6-3	200	R/L	Edmond, Okla. / Edmond Memorial HS
37	Jake Faherty	RHP	So.	6-3	190	R/R	Georgetown, Ky. / Great Crossing HS
38	Sean Fitzpatrick	LHP	Fr.	6-0	165	L/L	Spring, Texas / Concordia Lutheran HS
39	Hunter Hollan	LHP	Jr.	6-5	200	L/L	Hallsville, Texas / Spring Hill HS / San Jacinto College
40	Ben Bybee	RHP	Fr.	6-6	235	R/R	Overland Park, Kan. / Blue Valley Southwest HS
41	Will McEntire	RHP	R-Jr.	6-4	240	L/R	Bryant, Ark. / Bryant HS
43	Cal Kilgore	C	So.	6-1	185	R/R	Overland Park, Kan. / Blue Valley Southwest HS / New Mexico State
44	Parker Rowland	C	Jr.	6-3	215	S/R	Tulsa, Okla. / Bishop Kelley HS / Arkansas State / Eastern Oklahoma State College
45	Gage Wood	RHP	Fr.	6-0	210	R/R	Batesville, Ark. / Batesville HS
46	Christian Foutch	RHP	Fr.	6-3	220	R/R	Littleton, Colo. / Chatfield HS
48	Cooper Dossett	RHP	Fr.	6-0	190	R/R	Springdale, Ark. / Har-Ber HS
49	Cody Adcock	RHP	Jr.	6-4	210	R/R	Texarkana, Ark. / Arkansas HS / Ole Miss / Crowder College
55	Josh Hyneman	RHP	Fr.	6-4	245	R/R	Jonesboro, Ark. / Jonesboro HS

## Coaches & Support Staff

Head Coach:	2 Dave Van Horn, 21st Season (Arkansas, 1988)
Assistant Coach:	30 Nate Thompson, 6th Season (Dallas Baptist, 2006)
Assistant Coach:	47 Matt Hobbs, 5th Season (Missouri, 2002)
Assistant Coach:	7 Bobby Wernes, 3rd Season (Arkansas, 2018)
Director of Operations:	Clay Goodwin, 16th Season (Arkansas, 2005)
Director of Strength & Conditioning:	Hunter Bell, 1st Season (Arkansas-Monticello, 2018)
Director of Video & Scouting:	Zach Barr, 6th Season (Arkansas, 2017)
Director of Analytics:	DJ Baxendale, 4th Season (Arkansas, 2019)
Athletic Trainer:	Corey Wood, 12th Season (East Carolina, 2008)
Equipment Manager:	Mark Taylor, 33rd Season (Ouachita Baptist, 1988)
Graduate Managers:	Cullen Smith
Student Managers:	Connor Carson, Bryson Halford, Owen Hoover, Josh Langham, John McElroy, Matthew Schluterman, Matt Wheeler
Sports Information Director:	Oliver Grigg, 3rd Season (Tulane, 2017)
Academics Director:	Jonathan Burgess, 2nd Season (Central Arkansas, 2015)
Sports Nutritionist:	Lauren Lyons, 5th Season (Saint Louis, 2017)
Sport Administrator:	Kevin Trainor, 13th Season (Arkansas, 1994)
Administrative Assistant:	Kelly Moore, 20th Season (Arkansas, 2004)

## Pronunciation Guide

Jace <b>Bohrofen</b> .....	bore-fin
Cooper <b>Dossett</b> .....	daw-sit
<b>Koty</b> Frank .....	cody
Mason <b>Neville</b> .....	nuh-ville
Brady <b>Slavens</b> .....	slay-vins
Brady <b>Tygart</b> .....	ty-gert
Jared <b>Wegner</b> .....	wagner
Bobby <b>Wernes</b> .....	wer-niss

## Team Captains

Jace Bohrofen .....	Jr. / OF
Zack Morris .....	Sr. / LHP
Peyton Stovall .....	So. / INF



## THE STARTERS

**#44 PARKER ROWLAND** **C** **JR.** **.196/.297/.275**

Transfer from Eastern Oklahoma State College ... Has played in 32 games with 28 starts ... Two home runs and 14 RBI on the year ... Made his Razorback debut vs. #15 TCU (Feb. 18) and earned his first start vs. #9 Oklahoma State (Feb. 19) in the College Baseball Showdown ... In 2022 at EOSC, slashed .408/.509/.668 with 12 homers and 78 RBI ... Began his career at Arkansas State (2019-20).

**#17 BRADY SLAVENS** **1B** **SR.** **.273/.350/.500**

Has played in 44 games with 40 starts ... First among all active SEC hitters in career RBI (180) ... Seven homers and 36 RBI on the year ... Third on the team in doubles (10) ... In 2022, slashed .255/.332/.523 with a team-leading 16 homers and 58 RBI ... Recorded 17 multi-hit games, including two three-hit efforts and two four-hit games ... Had 15 multiple RBI games, including seven three-RBI games, one four-RBI game and one six-RBI game ... Hit the longest recorded home run in a College World Series game at Charles Schwab Field, crushing a 436-foot homer vs. Ole Miss.

**#2 PEYTON STOVALL** **2B** **SO.** **.253/.330/.393**

One of the Razorbacks' three team captains ... Has started all 38 games played in ... Five home runs and 31 RBI on the year ... Hit a grand slam against Texas A&M (April 27) ... In 2022, played in 52 games with 51 starts as a true freshman ... Slashed .295/.373/.425 with six homers and 31 RBI ... Had 59 hits, including eight doubles ... 18 multi-hit games and 10 multiple RBI games ... First player with five hits in a College World Series game since UNC's Dustin Ackley (2009).

**#6 CALEB CALI** **3B** **R-JR.** **.319/.441/.569**

Transfer from College of Central Florida (2022) ... Also played at Florida State (2020) and Hillsborough CC (2021) ... Has played in 37 games with 32 starts ... Eight homers and 28 RBI on the year ... Recorded his first hit as a Hog on a homer against Illinois State (March 1) ... Two home runs and a career-high five RBI at Georgia (April 22) ... In 2022, named an NJCAA All-American after slashing .438/.533/.826 with 17 homers and 77 RBI ... FCSAA Player of the Year and All-Mid-Florida Conference Player of the Year.

**#9 JOHN BOLTON** **SS** **GRAD.** **.202/.364/.229**

Graduate transfer from Austin Peay ... Has started all 40 games played in ... Owns a season-long 18-game reached base streak ... Made his Razorback debut in the season opener vs. Texas (Feb. 17) in the College Baseball Showdown, going 2-for-4 with a double and an RBI ... Drove in a season-high two runs vs. #9 Oklahoma State (Feb. 19) ... Drew a season-high three walks against Texas A&M (April 27) ... Racked up a career-best three hits against Texas A&M (April 29).

**#11 JARED WEGNER** **LF** **GRAD.** **.351/.486/.739**

Graduate transfer from Creighton ... Has played in 33 games with 32 starts ... Team leader in triples (2) and home runs (12) ... Second in RBI (44) ... Hit his first homer as a Hog vs. #15 TCU (Feb. 18) ... Went 2-for-4 with a triple, homer and season-high five RBI vs. #9 Oklahoma State (Feb. 19) ... Named SEC Player of the Week (Feb. 20), after slashing .545/.643/1.365 with two homers and eight RBI during the season-opening weekend ... Matched a single-game program record with five walks against Louisiana Tech (March 12) ... Named a midseason All-American by DiBaseball.

**#8 TAVIAN JOSENBARGER** **CF** **JR.** **.322/.433/.527**

Transfer from Kansas ... Has played in 39 games with 38 starts ... Arkansas' leadoff hitter ... Team leader in stolen bases (9) ... Made his Razorback debut in the season opener vs. Texas (Feb. 17) in the College Baseball Showdown ... Tied with OF Jace Bohrofen for the team lead in multi-hit games (16) ... Has nine multi-RBI games this year ... In 2022 at Kansas, started 52 games at second base and slashed .276/.357/.386 with 13 doubles, two triples, two homers, 23 RBI and 11 stolen bases ... Led the team in runs (43) ... 23-game on-base streak was the longest by a Jayhawk.

**#9 JACE BOHROFEN** **RF** **JR.** **.369/.490/.682**

One of the Hogs' three team captains ... Has started all 46 games played in ... 12 home runs and 40 RBI ... Team leader in batting average (.369), on-base percentage (.490), doubles (13), home runs (12) and total bases (107) ... Team-leading 19 multi-hit games and 14 multi-RBI games ... Homered in four consecutive games twice: vs. Wright State (March 5), vs. Army (March 7), vs. LA Tech (March 10-11) & vs. Little Rock (April 11-12), vs. #16 Tennessee (April 14-15).

**#5 KENDALL DIGGS** **DH** **SO.** **.322/.459/.597**

Has played in 44 games with 43 starts ... Reached base in a team-leading 34 consecutive games ... Second on the team in doubles (12) this season ... Second on the Hogs in homers (9), including three three-run homers this year ... Hit a walk-off homer against EIU (Feb. 25), driving in a season-high four RBI ... Swatted a grand slam on the road in the Hogs' series-opening win at #1 LSU (March 24) ... Racked up three hits, including a two-run homer, and a career-high five RBI at Mississippi State (May 6) ... For his career, has mashed 11 home runs, including six three-run homers.

## THE BENCH

**#1 HAROLD COLL** **INF** **JR.**

Transfer from San Jacinto College ... Has played in 25 games with 15 starts ... Three homers and 20 RBI this year ... Made his debut vs. #15 TCU (Feb. 18) in the College Baseball Showdown ... Went 3-for-5 with two doubles, a home run, four RBI and a stolen base against UNLV (March 14) ... In 2022 at San Jac, slashed .357/.433/.604 with 10 homers, 65 RBI and 15 stolen bases ... Hit for the cycle vs. Wabash Valley in the JUCO World Series, including a single, two doubles, a triple and homer.

**#13 JAYSON JONES** **INF** **FR.**

Attended Braswell High School in Aubrey, Texas ... Has played in 16 games with 12 starts ... Two homers and six RBI this year ... Made his debut vs. #15 TCU (Feb. 18) in the College Baseball Showdown, hitting a solo homer in his second career at-bat for his first collegiate hit ... Three three-walk games this season ... Ranked by Perfect Game as the No. 5 overall prospect and the No. 2 shortstop in the class of 2022 ... No. 1 overall prospect and No. 1 shortstop in Texas by Perfect Game ... No. 1 overall prospect and No. 1 shortstop in Texas by PBR.

**#15 BEN McLAUGHLIN** **INF** **JR.**

Transfer from Hutchinson CC ... Two-way player ... As a position player, has appeared in 19 games with 15 starts ... Slashing .345/.463/.491 with a homer and nine RBI ... Hit his first homer as a Hog against Texas A&M (April 29) ... NJCAA ABCA/Rawlings Gold Glove Award winner at third base and NJCAA All-American in 2022 ... Slashed .411/.511/.804 with 19 home runs and 83 RBI ... Defensively, committed only three errors in 221 total chances (.986 fielding percentage).

**#16 HUDSON POLK** **C** **JR.**

Transfer from Oklahoma ... Has played in 22 games with 19 starts ... Made his Razorback debut in the season opener vs. Texas (Feb. 17) in the College Baseball Showdown ... Hit his first home run as a Hog vs. #15 TCU (Feb. 18) in the College Baseball Showdown ... In 2022 at Oklahoma, played in 12 games with six starts at catcher ... Slashed .313/.522/.563 (5-for-16) with five RBI, two doubles and a triple.

**#18 REESE ROBINETT** **INF** **FR.**

Attended Kennett High School in Kennett, Mo. ... Has played in 13 games with five starts ... Made his debut vs. #9 Oklahoma State (Feb. 19) in the College Baseball Showdown ... Collected his first two RBI as a Razorback against UNLV (March 14) ... Hit his first collegiate home run against SEMO (March 21) ... Launched a pinch-hit go-ahead three-run homer at #1 LSU (March 24) in the Hogs' series-opening win ... Ranked by Perfect Game as a top-500 overall prospect and the No. 35 third baseman in the class of 2022 ... No. 4 overall prospect and No. 2 third baseman in Missouri by PG ... No. 2 overall prospect and No. 1 third baseman in Missouri by PBR.

**#21 HUNTER GRIMES** **INF/OF** **R-JR.**

Transfer from McLennan CC ... Has played in 15 games with five starts ... Made his debut vs. #9 Oklahoma State (Feb. 19) in the College Baseball Showdown ... Made his first SEC start against Texas A&M (April 27) ... Slashed .366/.427/.749 with 17 homers and 66 RBI in 2022, earning All-NJAC honors ... Started at UTSA (2019-21), where he was a two-way player ... In 2019, slashed .303/.343/.515 with four homers and nine RBI.

**#24 PEYTON HOLT** **INF** **JR.**

Transfer from Crowder College ... Has played in 19 games with eight starts ... One homer and 10 RBI ... Hit his first homer as a Hog against Louisiana Tech (March 11) ... Tallied two RBI in a start against Mississippi State (May 6).

**#26 MASON NEVILLE** **OF** **FR.**

Selected by the Cincinnati Reds in the 18th round (No. 543 overall) of the 2022 MLB Draft ... Has played in 15 games with seven starts ... Collected his first hit vs. #9 Oklahoma State (Feb. 19) in the College Baseball Showdown ... Earned his first SEC start against Texas A&M (April 28) ... Attended Basic High School in Henderson, Nev. ... No. 3 overall prospect and No. 2 outfielder in the state of Nevada by Perfect Game ... No. 3 overall prospect and No. 2 outfielder in Nevada by PBR.

## ON THE MOUND

SATURDAY



## #25 RHP BRADY TYGART

SO.

2-0, 3.86 ERA, 9.1 IP, 3 BB, 11 SO

Last Start: May 6, at Mississippi State, 2.0 IP, 0 H, 0 R, 0 ER, 1 BB, 1 SO

Six appearances, including two starts, on the mound this season ... Recorded a multi-inning save in the season opener against Texas (Feb. 17) ... Suffered a sprained UCL against Illinois State (March 1) ... Made his first career start in his return to the mound against Texas A&M (April 28), tossing a scoreless inning ... Struck out one in a two-inning scoreless start at Mississippi State (May 6) ... Entered the season as a D1Baseball Preseason All-American as well as a Preseason Coaches All-SEC Team selection ... Named to NCBWA Stopper of the Year Preseason Watch List ... Emerged as the Razorbacks' relief ace as a true freshman ... Made 24 relief appearances on the mound, posting a 3-4 record with a 3.82 ERA in 37.2 innings ... Tallied a team-leading eight saves, including six multi-inning saves ... Struck out 51 while limiting opposing hitters to a .212 batting average ... Named a Freshman All-American by Collegiate Baseball, NCBWA and Perfect Game ... Landed on Freshman All-SEC Team.

SUNDAY



## #39 LHP HUNTER HOLLAN

JR.

6-2, 3.79 ERA, 57.0 IP, 22 BB, 48 SO

Last Start: April 27, vs. Texas A&amp;M, 4.0 IP, 6 H, 4 R, 4 ER, 2 BB, 1 SO

Selected by the Milwaukee Brewers in the 15th round (No. 447 overall) of the 2021 MLB Draft ... Transfer from San Jacinto College ... 11 appearances (all starts) on the mound this season ... Team-leading four quality starts ... Made his first start as a Razorback vs. #9 Oklahoma State (Feb. 19) in the College Baseball Showdown, striking out five over four innings of one-run ball to earn his first win of the season ... Recorded the Hogs' first quality start of the year against Wright State (March 5), spinning six innings of one-run ball with five strikeouts ... Fanned a season-high seven in a win against Louisiana Tech (March 12) ... In his first career SEC start, logged a quality start against Auburn (March 17) with three strikeouts over six innings ... Spun 5.1 scoreless innings with seven strikeouts on the road at #1 LSU (March 24) ... Tossed six scoreless innings with four strikeouts at Ole Miss (April 7) ... Fanned six over six innings against #16 Tennessee (April 14), picking up his fourth quality start and improving to 6-1 on the year ... Named to midseason watch list for Golden Spikes Award ... Named to watch list for College Baseball Foundation National Pitcher of the Year Award ... In 2022 at San Jac, made 18 starts, going 9-3 with a 3.59 ERA and 96 strikeouts in 80.1 innings ... Double-digit strikeouts in three games in 2022.

## PITCHER BREAKDOWN

	W-L-S	ERA	IP	H	R	ER	BB	SO
Starters	21-5-0	4.36	194.0	179	102	94	99	189
Relievers	14-7-16	5.50	212.2	231	145	130	110	225

## THE HOG PEN

Pitcher	Last App.	IP	H	R	ER	BB	SO	HR	RI/S	---- Season Totals ----			
										RI/S	SV	Ret./IBF (BB)	
Cody Adcock	5/5 (MSU)	1.0	0	0	0	0	1	0	0/0	11/2	1	9/14 (1)	
Ben Bybee	5/2 (LIP)	0.0	2	3	3	2	0	0	0/0	12/6	0	3/7 (0)	
Dylan Carter	4/27 (TAMU)	1.0	2	1	1	0	0	0	0/0	13/5	2	13/16 (0)	
Parker Coil	4/29 (TAMU)	1.2	2	1	1	0	1	1	1/0	9/6	1	4/8 (1)	
Cooper Dossett	2/26 (EIU)	1.0	0	0	0	1	1	0	0/0	0/0	0	1/2 (0)	
Jake Faherty	3/4 (WSU)	0.2	0	3	3	3	1	0	0/0	0/0	0	0/1 (1)	
Sean Fitzpatrick	5/2 (LIP)	0.1	1	0	0	0	1	0	2/0	5/2	0	0/3 (0)	
Christian Foutch	5/2 (LIP)	0.0	0	2	2	2	0	0	3/3	11/5	0	8/12 (1)	
Koty Frank	3/5 (WSU)	0.1	0	0	0	0	0	0	0/0	7/1	0	5/6 (0)	
Austin Ledbetter	5/2 (LIP)	4.0	3	0	0	2	1	0	0/0	7/2	1	8/13 (1)	
Will McEntire	5/6 (MSU)	5.0	7	2	2	1	4	1	0/0	1/1	1	2/4 (1)	
Ben McLaughlin	5/2 (LIP)	0.2	1	2	2	3	0	0	0/0	0/0	0	1/3 (2)	
Zack Morris	5/2 (LIP)	2.0	0	0	0	1	4	0	3/2	8/4	2	7/12 (1)	
Hagen Smith	4/27 (TAMU)	4.0	2	0	0	2	4	0	0/0	3/0	2	6/6 (0)	
Brady Tygart	3/1 (ISU)	1.2	2	4	3	1	2	2	0/0	2/0	1	3/4 (0)	
Gage Wood	5/5 (MSU)	3.0	0	0	0	3	4	0	0/0	18/9	5	10/18 (3)	
<b>TEAM TOTALS</b>										<b>97/43</b>	<b>16</b>	<b>80/129 (12)</b>	

**Bullpen Notes:** 15 of Arkansas' 16 saves this season are of the multi-inning variety ... RHP Gage Wood (5), RHP Dylan Carter (2), LHP Zack Morris (2), LHP Hagen Smith (2), RHP Cody Adcock (1), LHP Parker Coil (1), RHP Will McEntire (1) and RHP Brady Tygart (1) have each recorded multi-inning saves ... Wood, the Razorbacks' leader in saves (5), has recorded five multi-inning saves this season, all of which have come in SEC play ... He earned his first career save against Alabama (April 2), his second at Ole Miss (April 8), his third against #16 Tennessee (April 15), his fourth against Texas A&M (April 28) and his most recent at Mississippi State (May 5) ... Tygart recorded his ninth career save in the season opener against Texas (Feb. 17) in the College Baseball Showdown ... Of Tygart's nine career saves, seven are of the multi-inning variety, including his five-out save against the Longhorns on Opening Day ... Adcock earned his first career save against Wright State (March 5) ... Carter has carded two saves, both of which are of the multi-inning variety ... He recorded his first career save against Louisiana Tech (March 10) before picking up his second save against Auburn (March 18) ... Both of Morris' saves this season are also of the multi-inning variety, earning a save against UNLV (March 15) before logging a three-inning save against SEMO (March 21) ... Smith has recorded a pair of three-inning saves this season, thanks to shutdown appearances against Auburn (March 17) and #16 Tennessee (April 14) ... In his SEC debut, Coil earned his first collegiate save against Texas A&M (April 29), striking out two over 1.2 innings ... McEntire was credited with a five-inning save at Mississippi State (May 6).



**Austin Ledbetter** has made 13 appearances in relief this season, striking out 19 over 26.0 innings of work. The righty has allowed only two of his seven inherited runners to score.



**Zack Morris**, one of the Hogs' three team captains, is tied for second on the Hogs in saves (2). The veteran left-hander has struck out 24 batters over 19.1 innings in relief this season.



**Brady Tygart**, a preseason All-American, was the Hogs' closer as a freshman, tallying a team-leading eight saves. The righty made his return as a starter against Texas A&M (April 28).



## ||| SEASON BESTS

### TEAM GAME HIGHS

#### Team Batting

At-bats:	44	vs. Illinois State (March 1)
Runs scored:	21	vs. Little Rock (April 11)
Hits:	15	at Ole Miss [DH-1] (April 7)
RBI:	20	vs. Little Rock (April 11)
Doubles:	5	at Georgia (April 20)
Triples:	2	vs. #16 Tennessee (April 16)
Home runs:	4	vs. #15 TCU (Feb. 18 at Arlington, Texas)
	4	vs. Illinois State (March 1)
	4	vs. Wright State (March 4)
Total bases:	30	vs. Illinois State (March 1)
Walks:	15	vs. Little Rock (April 11)
Strikeouts:	15	at #1 LSU (March 24)
Sac hits:	3	vs. Texas A&M (April 29)
Sac flies:	4	vs. Grambling (Feb. 21)
Stolen bases:	5	vs. #16 Tennessee (April 15)
Hit by pitch:	4	vs. #16 Tennessee (April 15)
Caught stealing:	2	vs. Louisiana Tech (March 10)
	2	at Georgia (April 21)
Runners LOB:	15	vs. Texas A&M (April 27)
Hit into DP:	3	vs. Grambling (Feb. 21)
	3	vs. Army (March 7)

#### Fielding

Putouts:	33	vs. Illinois State (March 1)
	33	vs. Lipscomb (May 2 at North Little Rock, Ark.)
Assists:	14	vs. Illinois State (March 1)
Errors:	2	(11 times)
Passed balls:	2	vs. Eastern Illinois (Feb. 26)
DPs turned:	3	at Ole Miss [DH-1] (April 7)

#### Pitching

Innings pitched:	11.0	vs. Illinois State (March 1)
	11.0	vs. Lipscomb (May 2 at North Little Rock, Ark.)
Runs allowed:	18	vs. #15 TCU (Feb. 18 at Arlington, Texas)
Earned runs:	18	vs. #15 TCU (Feb. 18 at Arlington, Texas)
Walks allowed:	11	vs. #15 TCU (Feb. 18 at Arlington, Texas)
	11	vs. Lipscomb (May 2 at North Little Rock, Ark.)
Strikeouts:	15	at #1 LSU (March 24)
Hits allowed:	22	vs. Alabama (March 31)
Doubles allowed:	3	(4 times)
Triples allowed:	1	(4 times)
Homers allowed:	4	at #1 LSU [DH-2] (March 25)
	4	vs. Alabama (March 31)
	4	at Georgia (April 21)
Wild pitches:	4	vs. #16 Tennessee (April 15)
Hit batters:	4	vs. UCA (April 18)

### INDIVIDUAL GAME HIGHS

#### Individual Batting

At-bats:	6	Peyton Stovall vs. Illinois State (March 1)
	6	Brady Slavens vs. Louisiana Tech (March 12)
Runs scored:	4	Peyton Holt vs. Little Rock (April 11)
Hits:	3	(20 times)
RBI:	5	(4 times)
Doubles:	2	(7 times)
Triples:	1	(10 times)
Home runs:	2	Caleb Cali at Georgia (April 22)
Total bases:	9	Caleb Cali at Georgia (April 22)
Walks:	5	Jared Wegner vs. Louisiana Tech (March 12)
Strikeouts:	4	Caleb Cali vs. Texas (Feb. 17 at Arlington, Texas)
Sac hits:	2	John Bolton vs. Texas A&M (April 28)
	2	Hunter Grimes vs. Texas A&M (April 29)
Sac flies:	2	Kendall Diggs vs. Texas A&M (April 29)
Stolen bases:	2	(4 times)
Hit by pitch:	2	Jace Bohrofen vs. Auburn (March 19)
	2	Hudson Polk vs. Little Rock (April 11)
	2	Ben McLaughlin at Georgia (April 20)
Caught stealing:	1	(15 times)
Runners LOB:	5	(5 times)

#### Fielding

Putouts:	14	(5 times)
Assists:	7	John Bolton vs. Illinois State (March 1)
Errors:	2	John Bolton vs. Illinois State (March 1)
Passed balls:	2	Hudson Polk vs. Eastern Illinois (Feb. 26)

#### Pitching

Innings pitched:	9.0	Will McEntire vs. Louisiana Tech (March 11)
Runs allowed:	7	Will McEntire at #1 LSU [DH-1] (March 25)
	7	Hunter Hollan vs. Alabama (March 31)
Earned runs:	7	Will McEntire at #1 LSU [DH-1] (March 25)
	7	Hunter Hollan vs. Alabama (March 31)
Walks allowed:	5	Hagen Smith vs. Wright State (March 3)
	5	Hunter Hollan at Georgia (April 20)
	5	Hagen Smith at Mississippi State (May 5)
Strikeouts:	8	(5 times)
Hits allowed:	10	Hunter Hollan vs. Alabama (March 31)
Doubles allowed:	3	Will McEntire at #1 LSU [DH-1] (March 25)
	3	Will McEntire vs. Alabama (April 1)
Triples allowed:	1	(4 times)
Homers allowed:	4	Will McEntire at Georgia (April 21)
Wild pitches:	4	Gage Wood vs. #16 Tennessee (April 15)
Hit batters:	3	Hunter Hollan vs. Louisiana Tech (March 12)

## THE LAST TIME AN ARKANSAS PLAYER...

4 hits in a game.....	Michael Turner vs. #2 Stanford (College World Series), June 18, 2022
5 hits in a game.....	Peyton Stovall vs. #25 Auburn (College World Series), June 21, 2022
6 hits in a game.....	Jeremy Jackson vs. Northeastern (Okla.), April 16, 1997
2 hits in an inning.....	Harold Coll vs. SEMO, March 21, 2023
2 doubles in an inning.....	Harold Coll vs. SEMO, March 21, 2023
2 doubles in a game.....	Kendall Diggs at Georgia, April 20, 2023
3 doubles in a game.....	Trevor Ezell vs. TCU (NCAA Regional), June 1, 2019
4 doubles in a game.....	Rodney Nye vs. Louisiana Tech, March 31, 1998
Led off a game with a triple.....	Braydon Webb vs. #2 Stanford (College World Series), June 18, 2022
2 triples in a game.....	Jax Biggers vs. Auburn (SEC Tournament), May 25, 2017
Led off a game with a home run.....	Matt Goodheart vs. #19 Nebraska (NCAA Regional), June 5, 2021
2 home runs in a game.....	Caleb Cali at Georgia, April 22, 2023
3 home runs in a game.....	Chad Spanberger vs. Auburn (SEC Tournament), May 26, 2017
Grand slam.....	Peyton Stovall vs. Texas A&M, April 27, 2023
Grand slam in consecutive games.....	Cayden Wallace vs. UIC, March 12-13, 2022
HR in consecutive at-bats.....	Brady Slavens at Texas A&M, April 23, 2022
HR in 2 straight games.....	Brady Slavens at Mississippi State, May 5-6, 2023
HR in 3 straight games.....	Jace Bohrofen vs. Little Rock & #16 Tennessee, April 12-15, 2023
HR in 4 straight games.....	Jace Bohrofen vs. Little Rock & #16 Tennessee, April 11-15, 2023
HR in 5 straight games.....	Aaron Murphree vs. OSU, South Dakota State & Siena, March 2-8, 2008
HR in 6 straight games.....	Aaron Murphree vs. OSU, South Dakota State & Siena, March 2-9, 2008
Pinch-hit home run.....	Reese Robinett at #1 LSU, March 24, 2023
Pinch-hit home run in an SEC game.....	Reese Robinett at #1 LSU, March 24, 2023
Pinch-hit home run in an NCAA Tournament game.....	Charlie Welch vs. #19 Nebraska (NCAA Regional), June 7, 2021
Inside-the-park home run.....	Casey Martin vs. Kentucky, May 3, 2019
Back-to-back home runs.....	Brady Slavens & Peyton Stovall vs. Wright State, March 3, 2023
Back-to-back-to-back home runs.....	Peyton Stovall, Kendall Diggs & Caleb Cali vs. Illinois State, March 1, 2023
Walk-off home run (non-run rule).....	Kendall Diggs vs. Ole Miss, April 30, 2022
Walk-off home run in an SEC game.....	Kendall Diggs vs. Ole Miss, April 30, 2022
Hit a home run from both sides of the plate in a game.....	Dylan Leach vs. UCA, April 5, 2022
Hit for the cycle.....	Dylan Leach vs. UCA, April 5, 2022
4 runs in a game.....	Peyton Holt vs. Little Rock, April 11, 2023
5 runs in a game.....	Robert Moore vs. #16 NC State (NCAA Super Regional), June 11, 2021
6 runs in a game.....	Trevor Ezell vs. Grambling, April 30, 2019
4 RBI in a game.....	Peyton Stovall vs. Texas A&M, April 27, 2023
5 RBI in a game.....	Kendall Diggs at Mississippi State, May 6, 2023
6 RBI in a game.....	Brady Slavens vs. UAPB [DH-1], April 12, 2022
7 RBI in a game.....	Chad Spanberger vs. Auburn (SEC Tournament), May 25, 2017
8 RBI in a game.....	Rodney Nye vs. ORU, April 14, 1999
9 RBI in a game.....	Ryan Lundquist vs. Central Missouri St., March 4, 1997
2 walks in an inning.....	Hunter Grimes vs. Little Rock, April 11, 2023
5 walks in a game.....	Jared Wegner vs. Louisiana Tech, March 12, 2023
2 stolen bases in a game.....	Jace Bohrofen vs. #16 Tennessee, April 15, 2023
3 stolen bases in a game.....	Andrew Benintendi vs. Stephen F. Austin, April 15, 2015
4 stolen bases in a game.....	Logan Forsythe vs. Ole Miss, May 19, 2007
Stole home.....	Bobby Wernes vs. Ole Miss, March 28, 2015
2 errors in a game.....	John Bolton vs. Illinois State, March 1, 2023
3 errors in a game.....	Bobby Wernes at LSU, April 12, 2014
4 errors in a game.....	Chris Shaddy vs. TCU, April 27, 1980
9-inning no-hitter.....	Scott Roehl vs. Kansas St., March 20, 2001
9-inning combined no-hitter.....	Nick Schmidt (6.0 IP), Brian McLelland (1.0 IP), Devin Collis (2.0 IP) vs. Oklahoma State, February 12, 2006
7-inning combined no-hitter.....	D. Taccolini (2.0 IP), M. Cronin (3.0 IP), J. Alberius (2.0 IP) vs. Auburn (SEC Tournament), May 25, 2017
1-hitter.....	Trevor Stephan (7.0 IP) at Tennessee, May 6, 2017
9-inning combined 1-hitter.....	P. Wicklander (5.0 IP), K. Ramage (1.0 IP), J. Kostyshock (1.0 IP), K. Kopps (1.0 IP), M. Cronin (1.0 IP) vs. Western Illinois, March 12, 2019
7-inning combined 1-hitter.....	Kole Ramage (3.0 IP), Elijah Trest (2.0 IP), Issac Bracken (2.0 IP) vs. UAPB [DH-1], April 12, 2022
2-hitter.....	Kacey Murphy vs. Florida (SEC Tournament), May 27, 2017
2-hitter combined.....	Hagen Smith (5.0 IP), Cody Acock (1.0 IP), Gage Wood (3.0 IP) at Mississippi State, May 5, 2023
3-hitter.....	Will McEntire (9.0 IP) vs. Louisiana Tech, March 11, 2023
3-hitter combined.....	Ben Bybee (2.0 IP), Gage Woof (2.0 IP), Ben McLaughlin (1.0 IP), Christian Foutch (1.0 IP), Parker Coil (1.0 IP) vs. Omaha, March 28, 2023
7-inning complete game.....	Kacey Murphy vs. Florida (SEC Tournament), May 27, 2017
9-inning complete game.....	Will McEntire vs. Louisiana Tech, March 11, 2023
10-inning complete game.....	Dominic Taccolini at #12 Kentucky, April 22, 2016
Complete-game shutout.....	Kacey Murphy vs. Florida (SEC Tournament), May 27, 2017
10-inning or more start.....	Dominic Taccolini at #12 Kentucky (10 innings), April 22, 2016
Had 10 strikeouts.....	Connor Noland vs. Indiana, Feb. 25, 2022
Had 11 strikeouts.....	Connor Noland vs. UIC [DH-1], March 10, 2022
Had 12 strikeouts.....	Trevor Stephan vs. Oral Roberts (NCAA Regional), June 2, 2017
Had 13 strikeouts.....	Isaiah Campbell vs. Stony Brook, March 1, 2019
Had 14 strikeouts.....	David Walling vs. South Carolina, May 16, 1999
Had 15 strikeouts.....	Nick Schmidt vs. Auburn, May 18, 2006
Had 16 strikeouts.....	David Walling vs. Eastern Illinois, Feb. 20, 1998
Had 17 strikeouts.....	Jess Todd vs. South Carolina (SEC Tournament), May 24, 2007

## THE LAST TIME AN ARKANSAS TEAM...

Scored 10 runs	vs. Texas A&M, April 28, 2023
Scored 11 runs	at Ole Miss [DH-1], April 7, 2023
Scored 12 runs	vs. SEMO, March 21, 2023
Scored 13 runs	vs. UNLV, March 14, 2023
Scored 14 runs	at Mississippi State, May 6, 2023
Scored 15 runs	vs. Louisiana Tech, March 12, 2023
Scored 16 runs	vs. Omaha, March 28, 2023
Scored 17 runs	vs. #2 Stanford (College World Series), June 18, 2022
Scored 18 runs	vs. #9 Oklahoma State, Feb. 19, 2023
Scored 19 runs	vs. Northwestern State, April 23, 2019
Scored 20 runs	at #6 Oklahoma State (NCAA Regional), June 4, 2022
Scored 21 runs	vs. Little Rock, April 11, 2023
Scored 22 runs	vs. Louisiana Tech, Feb. 14, 2004
Scored 23 runs	Never
Scored 24 runs	Missouri Southern, Feb. 11, 1998
Scored 25 runs	Missouri Southern, Feb. 4, 2001
Scored 26 runs	vs. UA Pine Bluff, April 14, 2021
Scored 27 runs	Never
Scored 28 runs	vs. Wisconsin-Milwaukee (2), Feb. 18, 2007
Scored 29 runs	Morningside, April 6, 1968
Scored 30 runs	at South Carolina, March 30, 1997
Scored 32 runs	32 vs. Bucknell, Feb. 17, 2018
Scored 33 runs	33 vs. Southwest Baptist, March 21, 1984
Had 12 hits	at #11 North Carolina (NCAA Super Regional), June 12, 2022
Had 13 hits	vs. UCA, April 18, 2023
Had 14 hits	vs. Omaha, March 28, 2023
Had 15 hits	at Ole Miss [DH-1], April 7, 2023
Had 16 hits	vs. #25 Auburn (College World Series), June 21, 2022
Had 17 hits	vs. #16 NC State (NCAA Super Regional), June 11, 2021
Had 18 hits	vs. South Alabama, March 7, 2020
Had 19 hits	vs. UCA, April 5, 2022
Had 20 hits	vs. Dayton, Feb. 28, 2018
Had 21 hits	vs. #2 Stanford (College World Series), June 18, 2022
Had 22 hits	at #6 Vanderbilt, April 14, 2019
Had 23 hits	Centenary, March 31, 1999
Had 24 hits	Georgia, March 17, 2001
Had 25 hits	at Centenary, March 23, 2005
Had 26-29 hits	28 at South Carolina, March 30, 1997
Had 30 hits	vs. Saint Louis, April 7, 2010
Had 31+ hits	32 vs. Southwest Baptist, March 21, 1984
Hit four home runs in a game	4 - Caleb Cali (1), Brady Slavens (1), Peyton Stovall (1), Jared Wegner (1) vs. Wright State, March 3, 2023
Hit five home runs in a game	5 - Jalen Battles (1), Christian Franklin (1), Cullen Smith (1), Cayden Wallace (1), Braydon Webb (1) vs. NJIT (NCAA Regional), June 4, 2021
Hit six home runs in a game	6 - Luke Bonfield (1), Dominic Fletcher (1), Jared Gates (1), Grant Koch (1), Casey Martin (1), Carson Shaddy (1) vs. Bucknell, Feb. 17, 2018
Hit seven home runs in a game	7 - Robert Moore (2), Jalen Battles (1), Chris Lanzilli (1), Brady Slavens (1), Michael Turner (1), Cayden Wallace (1) vs. UCA, April 5, 2022
Hit eight or more home runs in a game	8 - Matt Goodheart (2), Brady Slavens (2), Cullen Smith (2), Charlie Welch (2) vs. UAPB, April 14, 2021
Hit a grand slam in three consecutive games	vs. UIC, March 12-13, 2022, vs. Grambling, March 15, 2022
3 errors in a game	at Texas A&M, April 24, 2022
4 errors in a game	vs. UA Pine Bluff, April 14, 2021
5 errors in a game	vs. South Carolina (SEC Tournament), May 23, 2018
6 errors in a game	vs. Eastern Illinois, March 5, 2016
7 errors in a game	vs. LA Tech, March 20, 2001
Threw back-to-back shutouts	vs. UAPB (15-0, 6-0), April 12, 2022
Most consecutive shutouts thrown	4, vs. Wisconsin, March 15-16, 1980
Was shut out	vs. Ole Miss (College World Series), June 23, 2022
Was shut out in back-to-back games	vs. LSU (7-0, 6-0), April 23-24, 2005
Held to 1 hit	vs. Missouri State, May 17, 2016
Held to 2 hits	vs. #24 Vanderbilt, May 15, 2022
Held to 3 hits	vs. Alabama, March 31, 2023
Did not strikeout	vs. Eastern Illinois, Feb. 16, 2019
Swept an SEC home weekend series	vs. Texas A&M, April 27-29, 2023
Swept an SEC road weekend series	at #2 Mississippi State, March 26-28, 2021
Was swept in an SEC home weekend series	vs. Alabama, May 13-15, 2016
Was swept in an SEC road weekend series	at Georgia, April 20-22, 2023
Swept a non-conference home weekend series	vs. Louisiana Tech, March 10-12, 2023
Swept a non-conference road weekend series	at Northwestern State, Feb. 16-18, 1996
Was swept in a non-conference home weekend series	vs. Long Beach State, Feb. 25-27, 2000
Was swept in a non-conference road weekend series	at UNLV, March 19-21, 1994
Won an SEC home weekend series	vs. Texas A&M, April 27-29, 2023
Won an SEC road weekend series	at Mississippi State, May 5-7, 2023
Lost an SEC home weekend series	vs. #24 Vanderbilt, May 13-15, 2022
Lost an SEC road weekend series	at Georgia, April 20-22, 2023
Won a non-conference home weekend series	vs. Louisiana Tech, March 10-12, 2023
Won a non-conference road weekend series	at Louisiana Tech, March 12-14, 2021
Lost a non-conference home weekend series	vs. South Alabama, Feb. 28-March 1, 2014
Lost a non-conference road weekend series	at Texas A&M, Feb. 27-29, 2004
Lost a midweek game	vs. Lipscomb (North Little Rock, Ark.), May 2, 2023
Shut out an opponent at home	vs. Auburn, March 17-19, 2023
Shut out an opponent on the road	at #15 Auburn (8-0), April 6, 2019
Shut out an SEC opponent at home	vs. Auburn, March 17-19, 2023
Shut out an SEC opponent on the road	at #15 Auburn (8-0), April 6, 2019
Shut out by an SEC opponent at home	vs. #24 Vanderbilt (5-0), May 15, 2022

## RECORD RUNDOWN

Overall.....	35-12
vs. top-5 teams.....	1-2
vs. top-10 teams.....	2-2
vs. top-25 teams.....	5-3
vs. unranked teams.....	30-9
At home.....	28-3
On the road.....	5-7
At neutral sites.....	2-2
In day games.....	24-5
In night games.....	11-7
In extra innings.....	2-1
vs. teams over .500.....	22-12
vs. teams .500 or worse.....	12-0
vs. right-handed starter.....	23-8
vs. left-handed starter.....	12-4
When starter receives decision.....	21-5
When reliever receives decision.....	14-7
When starter goes 5+ innings.....	15-4
When starter goes less than 5 innings.....	20-8
When scoring first.....	21-6
When scoring in 1st inning.....	13-5
When opponent scores first.....	13-6
When leading after 6 innings.....	28-1
When trailing after 6 innings.....	1-10
When tied after 6 innings.....	6-1
When leading after 7 innings.....	26-1
When trailing after 7 innings.....	1-10
When tied after 7 innings.....	2-0
When leading after 8 innings.....	27-1
When trailing after 8 innings.....	0-9
When tied after 8 innings.....	1-1
In one-run games.....	4-2
In two-run games.....	4-1
In five-run or more games.....	19-6
In run-rule games.....	7-1
Weekend series W-L-T.....	9-2
Weekend series sweeps/times swept.....	5/1
When scoring 10+ runs.....	14-0
Shutouts/times shut out.....	1/0
When opponent scores 5 runs or less.....	28-0
When opponent scores 6 runs or more.....	7-12
When collecting 0-3 hits.....	0-2
When collecting 4-6 hits.....	1-4
When collecting 7-9 hits.....	17-5
When collecting 10-12 hits.....	8-1
When collecting 13+ hits.....	9-0
When out-hitting opponent.....	25-1
When out-hit by opponent.....	7-11
When hits are equal.....	3-0
When hitting a home run.....	31-10
When opponent hits a home run.....	24-12
When errorless.....	17-5
When committing one error.....	11-3
When committing 2 errors.....	7-4
When committing 3+ errors.....	0-0
When opponent is errorless.....	8-5
vs. SEC opponents.....	16-7
vs. SEC East opponents.....	3-3
vs. SEC West opponents.....	13-4
vs. non-conf. opponents.....	19-5
In midweek games.....	9-3
In rubber games.....	2-1
Game 1 of weekend series.....	9-2
Game 2 of weekend series.....	8-3
Game 3 of weekend series.....	7-3
Game 4 of weekend series.....	0-0
In February.....	5-2
In March.....	16-3
In April.....	12-6
In May.....	2-1
In June.....	0-0

## MULTI-HIT GAMES

Name	2	3	4	5+	Total
Jace Bohrofen	15	4	-	-	19
Tavian Josenberger	15	1	-	-	16
Caleb Cali	9	2	-	-	11
Kendall Diggs	7	4	-	-	11
Jared Wegner	9	2	-	-	11
Brady Slavens	9	1	-	-	10
Peyton Stovall	6	4	-	-	10
Ben McLaughlin	7	-	-	-	7
John Bolton	3	1	-	-	4
Harold Coll	3	1	-	-	4
Parker Rowland	4	-	-	-	4
Peyton Holt	3	-	-	-	3
Jayson Jones	2	-	-	-	2
Hunter Grimes	1	-	-	-	1
Reese Robinett	1	-	-	-	1
<b>TEAM</b>	<b>94</b>	<b>20</b>	<b>0</b>	<b>0</b>	<b>114</b>

## CAREER MULTI-HIT GAMES

Name	2019	2020	2021	2022	2023	Total
Brady Slavens	8	-	18	17	10	53
Tavian Josenberger	-	-	14	15	16	45
Jared Wegner	8	2	6	16	11	43
Jace Bohrofen	-	7	-	5	19	31
Peyton Stovall	-	-	-	18	10	28
John Bolton	-	-	5	15	4	24
Kendall Diggs	-	-	-	2	11	13
Caleb Cali	-	-	-	-	11	11
Cal Kilgore	-	-	-	8	-	8
Hunter Grimes	6	-	-	-	1	7
Ben McLaughlin	-	-	-	-	7	7
Parker Rowland	-	-	2	-	4	6
Harold Coll	-	-	-	-	4	4
Peyton Holt	-	-	-	-	3	3
Jayson Jones	-	-	-	-	2	2
Hudson Polk	-	-	-	1	-	1
Reese Robinett	-	-	-	-	1	1

## MULTI-RBI GAMES

Name	2	3	4	5+	Total
Jace Bohrofen	11	2	1	-	14
Jared Wegner	7	6	-	1	14
Kendall Diggs	7	2	3	1	13
Caleb Cali	7	2	-	1	10
Brady Slavens	6	1	2	1	10
Tavian Josenberger	8	1	-	-	9
Peyton Stovall	5	1	2	-	8
Harold Coll	1	3	1	-	5
John Bolton	3	-	-	-	3
Peyton Holt	3	-	-	-	3
Ben McLaughlin	3	-	-	-	3
Parker Rowland	3	-	-	-	3
Jayson Jones	2	-	-	-	2
Hudson Polk	2	-	-	-	2
Reese Robinett	1	1	-	-	2
Hunter Grimes	-	1	-	-	1
<b>TEAM</b>	<b>69</b>	<b>20</b>	<b>9</b>	<b>4</b>	<b>102</b>

## HITTING STREAKS

Name	Longest	Current
Jared Wegner	14	2
Kendall Diggs	13	2
Caleb Cali	13	2
Jace Bohrofen	8	2
Peyton Stovall	7	-
Ben McLaughlin	6	5
Tavian Josenberger	6	3
Brady Slavens	6	3
John Bolton	4	1
Jayson Jones	4	-
Hunter Grimes	4	-
Harold Coll	3	1
Parker Rowland	3	-
Reese Robinett	3	-
Hudson Polk	2	1
Peyton Holt	2	1
Mason Neville	1	1

## REACHED BASE STREAKS

Name	Longest	Current
Kendall Diggs	34	3
Jace Bohrofen	20	6
Jared Wegner	18	6
John Bolton	18	4
Caleb Cali	18	18
Ben McLaughlin	16	16
Tavian Josenberger	15	-
Brady Slavens	13	13
Peyton Stovall	12	-
Hunter Grimes	8	-
Harold Coll	6	1
Jayson Jones	4	2
Hudson Polk	4	1
Parker Rowland	4	2
Reese Robinett	3	-
Peyton Holt	3	1
Mason Neville	1	1

## CAREER HOME RUNS

Name	Solo	2R	3R	GS	Total
Brady Slavens	16	12	8	2	38
Jared Wegner	13	10	3	1	27
Jace Bohrofen	8	7	1	-	16
Kendall Diggs	3	2	6	1	12
Peyton Stovall	5	5	-	1	11
Tavian Josenberger	5	4	1	-	10
Caleb Cali	3	3	2	-	8
Hunter Grimes	4	-	-	-	4
Harold Coll	1	1	1	-	3
Hudson Polk	2	1	-	-	3
Jayson Jones	1	1	-	-	2
Reese Robinett	1	-	1	-	2
Parker Rowland	1	1	-	-	2
John Bolton	-	1	-	-	1
Peyton Holt	1	-	-	-	1
Ben McLaughlin	-	1	-	-	1

## HOME RUN BREAKDOWN

Total.....	73
at Baum-Walker Stadium.....	49
on the Road.....	17
Neutral Site.....	7
vs. RHP.....	58
vs. LHP.....	15
w/ 0 Outs.....	25
w/ 1 Out.....	27
w/ 2 Outs.....	21
Solo.....	29
Two-Run.....	29
Three-Run.....	12
Grand Slam.....	3
Leadoff.....	9
Back-To-Back.....	2
Pinch-Hit.....	1
Walk-Off.....	2
Before 7th Inning.....	55
7th Inning and Beyond.....	18
Current Streak of Consecutive Games with HR.....	3
Longest Streak of Consecutive Games with HR.....	32
Opponent HR Total.....	63
Last HR Given Up.....	2R
Longest Stretch without HR Allowed.....	2
Current Streak of No HR Allowed.....	0

## COMEBACKS

defined as any win when trailing after an inning

Date / Opponent	Score (Inn.)	Final
Feb. 21 / Grambling	3-6 (4)	W, 9-7
March 1 / Illinois State	3-5 (5)	W, 10-9 (11)
March 5 / Wright State	0-1 (4)	W, 6-2
March 7 / Army	0-4 (5)	W, 7-5
March 12 / Louisiana Tech	1-3 (2)	W, 15-6
March 14 / UNLV	2-4 (3)	W, 13-7
March 17 / Auburn	0-1 (3)	W, 7-2
April 14 / #16 Tennessee	0-2 (2)	W, 5-2

## BLOWN LEADS

defined as any loss when leading after an inning

Date / Opponent	Score (Inn.)	Final
Feb. 26 / EIU	3-1 (5)	L, 12-3
March 25 / at #1 LSU [DH-1]	2-0 (1)	L, 12-2 (7)
April 12 / Little Rock	3-0 (2)	L, 11-4
April 20 / at Georgia	2-0 (2)	L, 6-5
April 22 / at Georgia	8-4 (8)	L, 9-8
May 2 / vs. Lipscomb	3-0 (2)	L, 8-6 (11)



# HOME RUN CHART

No.	Player	Game	Date	Opponent	Pitcher	On Base	Inning	Outs	Count	Score	Final
1	Jared Wegner (1)	2	Feb. 18	vs. #15 TCU	RHP Cam Brown	3	1st	2	2-1	0-3	L, 18-6
2	Hudson Polk (1)	2	Feb. 18	vs. #15 TCU	RHP Cam Brown	0	2nd	1	3-2	3-4	L, 18-6
3	Kendall Diggs (1) *	2	Feb. 18	vs. #15 TCU	RHP Kole Klecker	0	6th	0	3-2	4-10	L, 18-6
4	Jayson Jones (1)	2	Feb. 18	vs. #15 TCU	RHP Justin Hackett	0	9th	2	0-1	5-18	L, 18-6
5	Jared Wegner (2)	3	Feb. 19	vs. #9 Oklahoma State	RHP Evan O'Toole	1	3rd	2	1-2	8-0	W, 18-1 (7)
6	Tavian Josenberger (1)	3	Feb. 19	vs. #9 Oklahoma State	RHP Gabe Davis	0	5th	2	1-2	10-1	W, 18-1 (7)
7	Kendall Diggs (2) !	5	Feb. 24	Eastern Illinois	RHP Tarron Lawson	2	7th	2	1-0	10-2	W, 13-2 (7)
8	Tavian Josenberger (2)	6	Feb. 25	Eastern Illinois	RHP Tyler Conklin	1	2nd	2	3-1	1-0	W, 10-3
9	Jace Bohrofen (1)	7	Feb. 26	Eastern Illinois	RHP Ty Hampton	0	2nd	1	2-1	0-1	L, 12-3
10	Jared Wegner (3)	8	March 1	Illinois State	RHP Thomas Harper	1	1st	1	1-0	0-1	W, 10-9 (11)
11	Peyton Stovall (1) ^	8	March 1	Illinois State	RHP Erik Kubiatawicz	0	7th	1	2-1	5-5	W, 10-9 (11)
12	Kendall Diggs (3) ^	8	March 1	Illinois State	RHP Erik Kubiatawicz	0	7th	1	1-2	6-5	W, 10-9 (11)
13	Caleb Cali (1) ^	8	March 1	Illinois State	RHP Erik Kubiatawicz	0	7th	1	0-1	7-5	W, 10-9 (11)
14	Caleb Cali (2)	9	March 3	Wright State	RHP Jake Shirk	0	2nd	2	2-0	0-0	W, 12-2 (8)
15	Brady Slavens (1) ^	9	March 3	Wright State	RHP Jake Shirk	2	3rd	2	0-1	1-0	W, 12-2 (8)
16	Peyton Stovall (2) ^	9	March 3	Wright State	RHP Jake Shirk	0	3rd	2	1-2	4-0	W, 12-2 (8)
17	Jared Wegner (4) !	9	March 3	Wright State	RHP Garret Simpson	0	8th	2	2-0	11-2	W, 12-2 (8)
18	Peyton Stovall (3)	10	March 4	Wright State	LHP Sebastian Gongora	0	1st	1	1-1	0-0	W, 12-6
19	Jared Wegner (5)	10	March 4	Wright State	LHP Garrett Peters	1	3rd	0	0-0	7-1	W, 12-6
20	Jayson Jones (2)	10	March 4	Wright State	RHP Ben Vore	1	6th	0	0-0	9-3	W, 12-6
21	Jace Bohrofen (2)	11	March 5	Wright State	RHP Luke Stofel	0	6th	2	1-0	1-1	W, 6-2
22	Parker Rowland (1) *	11	March 5	Wright State	RHP Warren Hartzell	0	7th	0	1-0	2-1	W, 6-2
23	Jared Wegner (6)	12	March 7	Army	LHP Sean Dennehy	2	6th	1	1-2	0-4	W, 7-5
24	Jace Bohrofen (3)	12	March 7	Army	LHP Sean Dennehy	0	6th	2	1-0	3-4	W, 7-5
25	Kendall Diggs (4)	12	March 7	Army	RHP Dom Trippi	2	8th	1	0-0	4-5	W, 7-5
26	Jace Bohrofen (4)	13	March 10	Louisiana Tech	LHP Jonathan Fincher	1	2nd	0	1-0	0-0	W, 7-4
27	Parker Rowland (2)	13	March 10	Louisiana Tech	LHP Jonathan Fincer	1	2nd	1	1-1	2-0	W, 7-4
28	Kendall Diggs (5) *	14	March 11	Louisiana Tech	RHP Rawley Hector	0	2nd	0	3-2	1-0	W, 6-1
29	Peyton Holt (1)	14	March 11	Louisiana Tech	RHP Rawley Hector	0	2nd	0	0-0	2-0	W, 6-1
30	Jace Bohrofen (5) *	14	March 11	Louisiana Tech	RHP Rawley Hector	0	4th	0	1-1	3-0	W, 6-1
31	Jared Wegner (7)	15	March 12	Louisiana Tech	RHP Reed Smith	1	3rd	1	0-0	1-3	W, 15-6
32	Kendall Diggs (6)	15	March 12	Louisiana Tech	RHP Reed Smith	1	3rd	2	0-1	3-3	W, 15-6
33	Harold Coll (1) *	16	March 14	UNLV	RHP Joey Acosta	0	2nd	0	1-0	0-1	W, 13-7
34	Jared Wegner (8)	17	March 15	UNLV	RHP Jordan Hanson	1	5th	1	0-0	1-0	W, 5-2
35	Brady Slavens (2)	18	March 17	Auburn	LHP Tommy Vail	2	4th	0	2-2	0-2	W, 7-2
36	Tavian Josenberger (3)	19	March 18	Auburn	LHP Zach Crotchfelt	1	2nd	1	3-2	3-1	W, 9-3
37	Jared Wegner (9)	20	March 19	Auburn	LHP Konner Copeland	2	3rd	2	2-1	0-0	W, 5-0
38	Reese Robinett (1)	21	March 21	SEMO	RHP Esteban Hernandez	0	4th	1	1-0	1-1	W, 12-2 (7)
39	Reese Robinett (2) +	22	March 24	at #1 LSU	RHP Christian Little	2	10th	1	1-0	1-1	W, 9-3 (10)
40	Kendall Diggs (7)	22	March 24	at #1 LSU	RHP Will Hellmers	3	10th	2	5-1	1-2	W, 9-3 (10)
41	Jared Wegner (10)	23	March 25	at #1 LSU [DH-1]	RHP Ty Floyd	1	1st	1	3-2	0-0	L, 12-2 (7)
42	Jared Wegner (11)	24	March 25	at #1 LSU [DH-2]	RHP Thatcher Hurd	0	1st	2	1-2	0-0	L, 14-5
43	Tavian Josenberger (4)	25	March 28	Omaha	RHP Tanner Olmstead	1	3rd	0	1-1	8-3	W, 16-3 (7)
44	Tavian Josenberger (5)	26	March 31	Alabama	RHP Ben Hess	0	3rd	1	3-2	0-1	L, 12-1
45	Kendall Diggs (8)	27	April 1	Alabama	RHP Luke Holman	2	4th	2	2-2	0-4	W, 9-6
46	Jace Bohrofen (6) *	27	April 1	Alabama	RHP Kade Woods	0	8th	0	0-2	6-6	W, 9-6
47	Caleb Cali (3)	27	April 1	Alabama	RHP Kade Woods	1	8th	0	1-2	7-6	W, 9-6
48	Jared Wegner (12)	28	April 2	Alabama	RHP Garrett McMillan	1	5th	1	1-2	2-3	W, 5-4
49	Caleb Cali (4)	29	April 7	at Ole Miss [DH-1]	RHP Jack Dougherty	1	2nd	2	2-1	0-0	W, 11-2
50	Brady Slavens (3)	29	April 7	at Ole Miss [DH-1]	RHP Jack Dougherty	3	5th	1	0-2	4-0	W, 11-2
51	Peyton Stovall (4)	30	April 7	at Ole Miss [DH-2]	RHP Mitch Murrell	1	9th	0	2-1	2-7	L, 7-4
52	Caleb Cali (5) *	31	April 8	at Ole Miss	RHP JT Quinn	0	3rd	0	2-1	0-0	W, 6-4

\* - indicates leadoff home run / ^ - indicates back-to-back home run / ! - indicates walk-off home run / + - indicates pinch-hit home run

## HOME RUN DATA CHART III



No.	Player	Game	Date	Opponent	Pitcher	On Base	Distance	Launch Angle	Exit Velocity
1	Jared Wegner (1)	2	Feb. 18	vs. #15 TCU	RHP Cam Brown	3	442 ft	28.2°	112 mph
2	Hudson Polk (1)	2	Feb. 18	vs. #15 TCU	RHP Cam Brown	0	389 ft	23.4°	104 mph
3	Kendall Diggs (1)	2	Feb. 18	vs. #15 TCU	RHP Kole Klecker	0	376 ft	19.6°	108 mph
4	Jayson Jones (1)	2	Feb. 18	vs. #15 TCU	RHP Justin Hackett	0	408 ft	21°	114 mph
5	Jared Wegner (2)	3	Feb. 19	vs. #9 Oklahoma State	RHP Evan O'Toole	1	365 ft	25.6°	98 mph
6	Tavian Josenberger (1)	3	Feb. 19	vs. #9 Oklahoma State	RHP Gabe Davis	0	421 ft	28.3°	104 mph
7	Kendall Diggs (2)	5	Feb. 24	Eastern Illinois	RHP Tarron Lawson	2	399 ft	28°	101 mph
8	Tavian Josenberger (2)	6	Feb. 25	Eastern Illinois	RHP Tyler Conklin	1	352 ft	23°	103 mph
9	Jace Bohrofen (1)	7	Feb. 26	Eastern Illinois	RHP Ty Hampton	0	379 ft	34°	106 mph
10	Jared Wegner (3)	8	March 1	Illinois State	RHP Thomas Harper	1	433 ft	28°	108 mph
11	Peyton Stovall (1)	8	March 1	Illinois State	RHP Erik Kubiawicz	0	399 ft	22°	105 mph
12	Kendall Diggs (3)	8	March 1	Illinois State	RHP Erik Kubiawicz	0	376 ft	29°	98 mph
13	Caleb Cali (1)	8	March 3	Illinois State	RHP Erik Kubiawicz	0	370 ft	24°	105 mph
14	Caleb Cali (2)	9	March 3	Wright State	RHP Jake Shirk	0	438 ft	32°	108 mph
15	Brady Slavens (1)	9	March 3	Wright State	RHP Jake Shirk	2	346 ft	35°	93 mph
16	Peyton Stovall (2)	9	March 3	Wright State	RHP Jake Shirk	0	405 ft	28°	100 mph
17	Jared Wegner (4)	9	March 3	Wright State	RHP Jake Shirk	0	395 ft	25°	105 mph
18	Peyton Stovall (3)	10	March 4	Wright State	RHP Garret Simpson	0	383 ft	28°	100 mph
19	Jared Wegner (5)	10	March 4	Wright State	LHP Garrett Peters	1	386 ft	32.5°	100 mph
20	Jayson Jones (2)	10	March 4	Wright State	RHP Ben Vore	1	396 ft	29°	107 mph
21	Jace Bohrofen (2)	11	March 5	Wright State	RHP Luke Stofel	0	381 ft	21°	100 mph
22	Parker Rowland (1)	11	March 5	Wright State	RHP Warren Hartzell	0	405 ft	22.5°	104 mph
23	Jared Wegner (6)	12	March 7	Army	LHP Sean Dennehy	2	427 ft	21°	111 mph
24	Jace Bohrofen (3)	12	March 7	Army	LHP Sean Dennehy	0	383 ft	20°	107 mph
25	Kendall Diggs (4)	12	March 7	Army	RHP Dom Trippi	2	413 ft	25°	106 mph
26	Jace Bohrofen (4)	13	March 10	Louisiana Tech	LHP Jonathan Fincher	1	351 ft	39.5°	103 mph
27	Parker Rowland (2)	13	March 10	Louisiana Tech	LHP Jonathan Fincher	1	404 ft	25.4°	102 mph
28	Kendall Diggs (5)	14	March 11	Louisiana Tech	RHP Rawley Hector	0	382 ft	22°	105 mph
29	Peyton Holt (1)	14	March 11	Louisiana Tech	RHP Rawley Hector	0	403 ft	25.7°	104 mph
30	Jace Bohrofen (5)	14	March 11	Louisiana Tech	RHP Rawley Hector	0	343 ft	24.4°	99 mph
31	Jared Wegner (7)	15	March 12	Louisiana Tech	RHP Reed Smith	1	372 ft	36.9°	100 mph
32	Kendall Diggs (6)	15	March 12	Louisiana Tech	RHP Reed Smith	1	344 ft	33°	96 mph
33	Harold Coll (1)	16	March 14	UNLV	RHP Joey Acosta	0	346 ft	26.1°	94 mph
34	Jared Wegner (8)	17	March 15	UNLV	RHP Jordan Hanson	1	396 ft	23.6°	103 mph
35	Brady Slavens (2)	18	March 17	Auburn	LHP Tommy Vail	2	399 ft	40.9°	102 mph
36	Tavian Josenberger (3)	19	March 18	Auburn	LHP Zach Crotchfelt	1	358 ft	27.2°	99 mph
37	Jared Wegner (9)	20	March 19	Auburn	LHP Konner Copeland	2	470 ft	24.6°	111 mph
38	Reese Robinett (1)	21	March 21	SEMO	RHP Esteban Hernandez	0	335 ft	37.6°	98 mph
39	Reese Robinett (2)	22	March 24	at #1 LSU	RHP Christian Little	2	421 ft	22°	104 mph
40	Kendall Diggs (7)	22	March 24	at #1 LSU	RHP Will Hellmers	3	396 ft	30°	102 mph
41	Jared Wegner (10)	23	March 25	at #1 LSU [DH-1]	RHP Ty Floyd	1	380 ft	36.7°	101 mph
42	Jared Wegner (11)	24	March 25	at #1 LSU [DH-2]	RHP Thatcher Hurd	0	379 ft	31.4°	102 mph
43	Tavian Josenberger (4)	25	March 28	Omaha	RHP Tanner Olmstead	1	405 ft	28.4°	105 mph
44	Tavian Josenberger (5)	26	March 31	Alabama	RHP Ben Hess	0	361 ft	21.4°	108 mph
45	Kendall Diggs (8)	27	April 1	Alabama	RHP Luke Holman	2	420 ft	27.7°	103 mph
46	Jace Bohrofen (6)	27	April 1	Alabama	RHP Kade Woods	0	363 ft	21.5°	106 mph
47	Caleb Cali (3)	27	April 1	Alabama	RHP Kade Woods	1	450 ft	30.6°	111 mph
48	Jared Wegner (12)	28	April 2	Alabama	RHP Garrett McMillan	1	412 ft	29.9°	104 mph
49	Caleb Cali (4)	29	April 7	at Ole Miss [DH-1]	RHP Jack Dougherty	1	364 ft	23.6°	103 mph
50	Brady Slavens (3)	29	April 7	at Ole Miss [DH-1]	RHP Jack Dougherty	3	371 ft	29.6°	100 mph
51	Peyton Stovall (4)	30	April 7	at Ole Miss [DH-2]	RHP Mitch Murrell	1	389ft	23.8°	107 mph
52	Caleb Cali (5)	31	April 8	at Ole Miss	RHP JT Quinn	0	414 ft	22.7°	105 mph



# ||| HOME RUN CHART

No.	Player	Game	Date	Opponent	Pitcher	On Base	Inning	Outs	Count	Score	Final
53	Jace Bohrofen (7)	32	April 11	Little Rock	RHP Nelson Smith	1	3rd	0	1-1	11-2	W, 21-5
54	Harold Coll (2)	32	April 11	Little Rock	RHP Nelson Smith	1	3rd	1	2-0	13-2	W, 21-5
55	Jace Bohrofen (8) *	33	April 12	Little Rock	RHP Erik McKnight	0	2nd	0	2-1	0-0	L, 11-4
56	Brady Slavens (4)	33	April 12	Little Rock	RHP Erik McKnight	1	2nd	0	0-2	1-0	L, 11-4
57	Tavian Josenberger (6)	34	April 14	#16 Tennessee	RHP Andrew Lindsey	1	3rd	0	3-2	1-2	W, 5-2
58	Jace Bohrofen (9)	34	April 14	#16 Tennessee	RHP Seth Halvorsen	0	5th	2	0-0	4-2	W, 5-2
59	Jace Bohrofen (10)	35	April 15	#16 Tennessee	RHP Chase Dollander	1	1st	1	3-1	0-1	W, 6-3
60	Tavian Josenberger (7)	36	April 16	#16 Tennessee	RHP Chase Burns	0	6th	1	0-1	6-2	W, 7-2
61	Brady Slavens (5)	39	April 21	at Georgia	RHP Chandler Marsh	1	8th	0	3-2	0-7	L, 7-3
62	Caleb Cali (6)	40	April 22	at Georgia	LHP Liam Sullivan	1	5th	0	1-1	0-2	L, 9-8
63	Hudson Polk (2)	40	April 22	at Georgia	LHP Liam Sullivan	0	5th	1	0-0	2-2	L, 9-8
64	Caleb Cali (7)	40	April 22	at Georgia	RHP Nolan Crisp	2	8th	0	1-0	5-4	L, 9-8
65	Peyton Stovall (5)	42	April 27	Texas A&M	LHP Troy Wansing	3	2nd	2	3-2	1-0	W, 7-5
66	Jace Bohrofen (11)	42	April 27	Texas A&M	LHP Will Johnston	1	8th	0	0-1	5-5	W, 7-5
67	Ben McLaughlin (1)	43	April 28	Texas A&M	RHP Josh Stewart	1	7th	1	0-0	6-4	W, 10-4
68	Harold Coll (3)	45	May 2	vs. Lipscomb	LHP Michael Dunkelberger	2	1st	2	0-1	0-0	L, 8-6 (11)
69	Jace Bohrofen (12)	46	May 5	at Mississippi State	RHP Cade Smith	1	1st	0	1-2	0-0	W, 6-2
70	Brady Slavens (6)	46	May 5	at Mississippi State	RHP Cade Smith	1	6th	1	0-0	2-2	W, 6-2
71	Brady Slavens (7) *	47	May 6	at Mississippi State	RHP Colby Holcombe	0	6th	0	3-1	8-0	W, 14-2 (7)
72	Kendall Diggs (9)	47	May 6	at Mississippi State	RHP Colby Holcombe	1	7th	1	2-2	9-2	W, 14-2 (7)
73	Caleb Cali (8)	47	May 6	at Mississippi State	LHP Tyler Davis	2	7th	2	2-2	11-2	W, 14-2 (7)

\* - indicates leadoff home run / ^ - indicates back-to-back home run / ! - indicates walk-off home run / + - indicates pinch-hit home run

# HOME RUN DATA CHART |||



No.	Player	Game	Date	Opponent	Pitcher	On Base	Distance	Launch Angle	Exit Velocity
53	Jace Bohrofen (7)	32	April 11	Little Rock	RHP Nelson Smith	1	338 ft	23.1°	102 mph
54	Harold Coll (2)	32	April 11	Little Rock	RHP Nelson Smith	1	416 ft	22°	105 mph
55	Jace Bohrofen (8)	33	April 12	Little Rock	RHP Erik McKnight	0	427 ft	27.9°	108 mph
56	Brady Slavens (4)	33	April 12	Little Rock	RHP Erik McKnight	1	372 ft	28.5°	99 mph
57	Tavian Josenberger (6)	34	April 14	#16 Tennessee	RHP Andrew Lindsey	1	384 ft	28.9°	101 mph
58	Jace Bohrofen (9)	34	April 14	#16 Tennessee	RHP Seth Halvorsen	0	356 ft	24.1°	104 mph
59	Jace Bohrofen (10)	35	April 15	#16 Tennessee	RHP Chase Dollander	1	447 ft	30.1°	105 mph
60	Tavian Josenberger (7)	36	April 16	#16 Tennessee	RHP Chase Burns	0	361 ft	27.9°	99 mph
61	Brady Slavens (5)	39	April 21	at Georgia	RHP Chandler Marsh	1	377 ft	21°	103 mph
62	Caleb Cali (6)	40	April 22	at Georgia	LHP Liam Sullivan	1	426 ft	31°	108 mph
63	Hudson Polk (2)	40	April 22	at Georgia	LHP Liam Sullivan	0	406 ft	22°	104 mph
64	Caleb Cali (7)	40	April 22	at Georgia	RHP Nolan Crisp	2	427 ft	21°	108 mph
65	Peyton Stovall (5)	42	April 27	Texas A&M	LHP Troy Wansing	3	375 ft	32°	99 mph
66	Jace Bohrofen (11)	42	April 27	Texas A&M	LHP Will Johnston	1	371 ft	28°	91 mph
67	Ben McLaughlin	43	April 28	Texas A&M	RHP Josh Stewart	1	372 ft	18.2°	104 mph
68	Harold Coll (3)	45	May 2	vs. Lipscomb	LHP Michael Dunkelberger	2	428 ft	28.8°	104 mph
69	Jace Bohrofen (12)	46	May 5	at Mississippi State	RHP Cade Smith	1	368 ft	19.8°	106 mph
70	Brady Slavens (6)	46	May 5	at Mississippi State	RHP Cade Smith	1	394 ft	27°	105 mph
71	Brady Slavens (7)	47	May 6	at Mississippi State	RHP Colby Holcombe	0	388 ft	24.5°	103 mph
72	Kendall Diggs (9)	47	May 6	at Mississippi State	RHP Colby Holcombe	1	369 ft	27.8°	97 mph
73	Caleb Cali (8)	47	May 6	at Mississippi State	LHP Tyler Davis	2	380 ft	21.2°	99 mph



# III TEAM PITCHING GAME-BY-GAME

## STARTERS GAME-BY-GAME

Opponent	W-L	IP	H	R	ER	BB	K
vs. Texas	--	5.0	1	0	0	2	8
vs. #15 TCU	--	1.1	5	4	4	1	0
vs. #9 OSU	W	4.0	3	1	1	2	5
Grambling	--	2.0	2	2	2	2	3
Eastern Illinois	W	4.2	3	0	0	3	6
Eastern Illinois	W	4.2	2	1	1	2	4
Eastern Illinois	--	5.2	6	2	2	2	4
Illinois State	--	1.0	5	2	2	1	1
Wright State	W	4.2	3	1	1	5	7
Wright State	W	5.0	8	3	2	3	6
Wright State	W	6.0	5	1	1	2	5
Army	--	3.2	6	3	3	1	3
Louisiana Tech	W	5.0	4	2	2	4	7
Louisiana Tech	W	9.0	3	1	0	1	6
Louisiana Tech	W	5.0	2	3	1	0	7
UNLV	--	2.1	4	4	4	1	4
UNLV	W	5.0	6	0	0	1	3
Auburn	W	6.0	6	2	2	3	3
Auburn	W	6.0	5	3	3	2	6
Auburn	W	6.0	1	0	0	1	6
SEMO	W	4.0	1	1	1	3	5
at #1 LSU	--	5.1	3	0	0	1	7
at #1 LSU	L	4.1	9	7	7	1	2
at #1 LSU	--	2.1	3	4	4	1	2
Omaha	--	2.0	3	3	3	3	1
Alabama	L	4.0	10	7	7	1	4
Alabama	--	3.1	7	4	4	0	3
Alabama	--	0.2	2	2	2	3	0
at Ole Miss	W	6.0	3	0	0	3	4
at Ole Miss	L	5.0	4	4	4	2	7
at Ole Miss	--	4.2	5	2	2	2	2
Little Rock	W	4.0	5	2	2	3	1
Little Rock	--	3.0	4	3	2	2	6
#16 Tennessee	W	6.0	5	2	1	1	6
#16 Tennessee	W	6.0	6	2	2	3	5
#16 Tennessee	--	3.1	1	2	2	4	3
UCA	--	4.0	1	1	1	1	3
at Georgia	L	5.0	7	6	5	5	2
at Georgia	L	4.0	6	6	6	3	6
at Georgia	--	5.0	3	2	2	3	8
at Missouri State	--	2.0	2	1	1	2	2
Texas A&M	--	4.0	6	4	4	2	1
Texas A&M	--	1.0	0	0	0	1	0
Texas A&M	W	4.0	1	0	0	3	4
vs. Lipscomb	--	2.0	0	0	0	1	2
at Mississippi St.	W	5.0	2	2	1	5	8
at Mississippi St.	W	2.0	0	0	0	1	1

## BULLPEN GAME-BY-GAME

Opponent	W-L	IP	H	R	ER	BB	K
vs. Texas	W	4.0	4	2	2	0	5
vs. #15 TCU	L	7.2	14	14	14	10	7
vs. #9 OSU	--	3.0	1	0	0	0	5
Grambling	W	7.0	11	5	5	3	9
Eastern Illinois	--	2.1	3	2	2	0	4
Eastern Illinois	--	4.1	5	2	2	1	4
Eastern Illinois	L	3.1	8	10	8	4	3
Illinois State	W	10.0	8	7	6	2	8
Wright State	--	3.1	6	1	1	1	4
Wright State	--	4.0	2	3	3	3	3
Wright State	--	3.0	3	1	1	0	1
Army	W	5.1	6	2	2	1	3
Louisiana Tech	--	4.0	4	2	2	1	4
Louisiana Tech	--	--	--	--	--	--	--
Louisiana Tech	--	4.0	3	3	2	2	6
UNLV	W	6.2	6	3	3	3	7
UNLV	--	4.0	1	2	0	2	4
Auburn	--	3.0	0	0	0	2	5
Auburn	--	3.0	1	0	0	0	3
Auburn	--	3.0	2	0	0	1	1
SEMO	--	3.0	3	1	1	1	5
at #1 LSU	W	4.2	5	3	3	3	8
at #1 LSU	--	2.1	7	5	5	2	3
at #1 LSU	L	5.2	8	10	7	5	4
Omaha	W	5.0	0	0	0	1	6
Alabama	--	5.0	12	5	5	3	3
Alabama	W	5.2	8	2	2	2	6
Alabama	W	8.1	5	2	2	3	5
at Ole Miss	--	3.0	3	2	2	2	2
at Ole Miss	--	3.0	4	3	3	2	3
at Ole Miss	W	4.1	5	2	2	1	4
Little Rock	--	3.0	6	3	3	3	5
Little Rock	L	6.0	10	8	5	7	7
#16 Tennessee	--	3.0	1	0	0	0	7
#16 Tennessee	--	3.0	1	1	1	2	6
#16 Tennessee	W	5.2	6	0	0	1	4
UCA	W	5.0	6	2	2	2	4
at Georgia	--	3.0	2	0	0	0	2
at Georgia	--	4.0	6	1	1	1	3
at Georgia	L	3.0	6	7	6	3	2
at Missouri State	L	6.0	8	7	7	4	7
Texas A&M	W	5.0	4	1	1	2	4
Texas A&M	W	8.0	4	4	4	6	13
Texas A&M	--	5.0	8	7	6	4	7
vs. Lipscomb	L	9.0	8	8	8	10	10
at Mississippi St.	--	4.0	0	0	0	3	5
at Mississippi St.	--	5.0	7	2	2	1	4

## TEAM RECORD PER STARTER

Pitcher (Total Starts)	Record
Hunter Hollan (11)	8-3
Will McEntire (10)	7-3
Ben Bybee (7)	6-1
Hagen Smith (7)	5-2
Cody Adcock (6)	4-2
Parker Coil (3)	2-1
Brady Tygart (2)	2-0
Zack Morris (1)	1-0

## QUALITY STARTS

Pitcher (Total Starts)	QS	Record
Hunter Hollan (11)	4	4-0
Will McEntire (10)	3	3-0
Cody Adcock (6)	1	1-0
Ben Bybee (7)	0	0-0
Hagen Smith (7)	0	0-0
Parker Coil (3)	0	0-0
Brady Tygart (2)	0	0-0
Zack Morris (1)	0	0-0

## RUN SUPPORT

Pitcher (Total Starts)	Runs	Per Start
Brady Tygart (2)	24	12.0
Zack Morris (1)	10	10.0
Parker Coil (3)	26	8.7
Ben Bybee (7)	58	8.3
Cody Adcock (6)	49	8.2
Hunter Hollan (11)	87	7.9
Hagen Smith (7)	53	7.6
Will McEntire (10)	69	6.9

## STARTER STATISTICS

Player	era	w-l	app	gs	cg	sho	sv	ip	h	r	er	bb	so	2b	3b	hr	b/avg	wp	hp	bks	sfa	sha
Brady Tygart	0.00	1-0	2	2	0	0/0	0	3.0	0	0	0	2	1	0	0	0	.000	0	0	0	0	0
Hagen Smith	2.62	4-1	7	7	0	0/0	0	34.1	20	11	10	24	51	5	0	3	.169	2	3	0	0	1
Cody Adcock	3.22	3-0	6	6	0	0/1	0	22.1	13	8	8	11	18	2	0	2	.178	3	4	0	0	0
Hunter Hollan	3.79	6-2	11	11	0	0/0	0	57.0	56	28	24	22	48	6	1	9	.258	3	9	1	3	0
Ben Bybee	5.40	2-0	7	7	0	0/0	0	20.0	19	13	12	18	21	5	0	2	.253	2	2	0	1	1
Will McEntire	5.77	5-2	10	10	1	0/0	0	48.1	56	33	31	18	40	12	1	15	.290	2	1	0	0	0
Parker Coil	7.88	0-0	3	3	0	0/0	0	8.0	10	7	7	3	9	2	0	1	.294	3	0	0	0	0
Zack Morris	18.00	0-0	1	1	0	0/0	0	1.0	5	2	2	1	1	2	0	0	.625	0	0	0	0	0
Totals	4.36	21-5	47	47	1	1/1	0	194.0	179	102	94	99	189	34	2	32	.247	15	19	1	4	2
Opponents	7.38	6-21	47	47	0	0/0	0	168.1	172	154	138	105	176	28	3	39	.263	16	21	2	5	2

## RELIEVER STATISTICS

Player	era	w-l	app	gs	cg	sho	sv	ip	h	r	er	bb	so	2b	3b	hr	b/avg	wp	hp	bks	sfa	sha
Sean Fitzpatrick	0.00	0-0	3	0	0	0/0	0	2.2	5	0	0	2	5	1	0	0	.385	2	0	0	0	0
Hagen Smith	2.45	3-0	6	0	0	0/1	2	18.1	13	5	5	8	28	1	0	3	.203	0	2	0	0	2
Gage Wood	2.62	1-0	18	0	0	0/1	5	24.0	13	8	7	18	37	1	0	0	.159	8	5	0	2	1
Koty Frank	3.09	0-0	6	0	0	0/0	0	11.2	9	4	4	1	9	0	0	2	.214	1	0	0	0	1
Dylan Carter	3.65	6-0	16	0	0	0/0	2	37.0	37	16	15	11	26	3	0	4	.264	3	2	0	3	0
Parker Coil	3.97	0-0	8	0	0	0/0	1	11.1	15	6	5	5	8	0	0	3	.357	0	1	0	3	0
Will McEntire	5.11	1-0	4	0	0	0/0	1	12.1	14	7	7	5	14	1	0	3	.292	0	0	1	1	0
Brady Tygart	5.68	1-0	4	0	0	0/0	1	6.1	6	5	4	1	10	0	0	2	.231	0	1	0	0	0
Austin Ledbetter	6.58	0-1	13	0	0	0/1	1	26.0	39	22	19	13	19	3	0	2	.358	3	4	0	4	0
Cody Adcock	6.75	1-1	14	0	0	0/0	1	21.1	26	17	16	6	22	2	0	7	.295	1	1	0	1	1
Christian Foutch	8.18	1-0	12	0	0	0/0	0	11.0	12	10	10	11	8	1	0	2	.273	2	5	0	0	0
Zack Morris	9.31	0-3	12	0	0	0/0	2	19.1	26	25	20	12	24	2	1	1	.306	1	2	1	0	3
Ben Bybee	9.95	0-1	7	0	0	0/0	0	6.1	9	8	7	6	7	2	1	2	.321	1	1	0	1	0
Ben McLaughlin	16.88	0-1	3	0	0	0/0	0	2.2	5	5	5	4	4	0	0	0	.455	1	0	0	1	1
Cooper Dossett	21.60	0-0	2	0	0	0/0	0	1.2	2	4	4	4	3	0	0	0	.286	0	1	0	0	0
Jake Faherty	40.50	0-0	1	0	0	0/0	0	0.2	0	3	3	3	1	0	0	0	.000	0	0	2	0	0
Totals	5.50	14-7	47	0	0	1/1	16	212.2	231	145	130	110	225	17	2	31	.278	23	25	4	16	9
Opponents	8.05	6-14	47	0	0	0/0	2	218.0	258	222	195	156	217	47	7	34	.297	33	36	5	23	10



# ||| GAME-BY-GAME BATTING ORDER

**RECORD:** 35-12 • **HOME:** 28-3 • **AWAY:** 5-7 • **NEUTRAL:** 2-2 • **SEC:** 16-7

Date	Opponent	1	2	3	4	5	6	7	8	9
Feb. 17	vs. Texas	Josenberger	Stovall	Cali	Slavens	Wegner	Bohrofen	Diggs	Polk	Bolton
Feb. 18	vs. #15 TCU	Josenberger	Stovall	Cali	Slavens	Wegner	Bohrofen	Diggs	Polk	Bolton
Feb. 19	vs. #9 Oklahoma State	Josenberger	Stovall	Wegner	Slavens	Diggs	Bohrofen	Jones	Rowland	Bolton
Feb. 21	Grambling	Josenberger	Stovall	Wegner	Slavens	Siggs	Bohrofen	Jones	Rowland	Bolton
Feb. 24	Eastern Illinois	Josenberger	Diggs	Wegner	Slavens	Bohrofen	McLaughlin	Holt	Polk	Bolton
Feb. 25	Eastern Illinois	Josenberger	Stovall	Wegner	Slavens	Bohrofen	Diggs	Cali	Rowland	Bolton
Feb. 26	Eastern Illinois	Josenberger	Stovall	Wegner	Slavens	Bohrofen	Robinet	Polk	Neville	Bolton
March 1	Illinois State	Josenberger	Bohrofen	Wegner	Slavens	Stovall	Diggs	Cali	Rowland	Bolton
March 3	Wright State	Josenberger	Bohrofen	Wegner	Slavens	Stovall	Diggs	Cali	Rowland	Coll
March 4	Wright State	Josenberger	Stovall	Wegner	Slavens	Cali	Bohrofen	Jones	Polk	Bolton
March 5	Wright State	Josenberger	Stovall	Wegner	Slavens	Bohrofen	Diggs	Cali	Rowland	Bolton
March 7	Army	Josenberger	Stovall	Wegner	Slavens	Bohrofen	Diggs	Cali	Polk	Bolton
March 10	Louisiana Tech	Josenberger	Stovall	Wegner	Slavens	Bohrofen	Cali	Diggs	Rowland	Bolton
March 11	Louisiana Tech	Josenberger	Stovall	Wegner	Slavens	Bohrofen	Diggs	Holt	Polk	Bolton
March 12	Louisiana Tech	Josenberger	Stovall	Wegner	Slavens	Bohrofen	Diggs	Holt	Rowland	Bolton
March 14	UNLV	Diggs	Wegner	Bohrofen	Jones	Robinet	Coll	Neville	Polk	Bolton
March 15	UNLV	Josenberger	Wegner	Slavens	Bohrofen	Diggs	Coll	Rowland	Jones	Bolton
March 17	Auburn	Josenberger	Stovall	Wegner	Slavens	Bohrofen	Diggs	Coll	Rowland	Bolton
March 18	Auburn	Josenberger	Stovall	Wegner	Slavens	Bohrofen	Diggs	Coll	Polk	Bolton
March 19	Auburn	Josenberger	Stovall	Wegner	Slavens	Bohrofen	Diggs	Coll	Rowland	Bolton
March 21	SEMO	Grimes	Wegner	Cali	Coll	Jones	Robinet	Holt	Polk	Neville
March 24	at #1 LSU	Josenberger	Stovall	Wegner	Slavens	Bohrofen	Diggs	Coll	Rowland	Bolton
March 25	at #1 LSU [DH-1]	Josenberger	Stovall	Wegner	Slavens	Bohrofen	Diggs	Coll	Polk	Bolton
March 25	at #1 LSU [DH-2]	Josenberger	Stovall	Wegner	Slavens	Bohrofen	Diggs	Cali	Rowland	Bolton
March 28	Omaha	Josenberger	Diggs	Wegner	Bohrofen	Stovall	Jones	Robinet	Rowland	Bolton
March 31	Alabama	Josenberger	Bohrofen	Wegner	Diggs	Stovall	Cali	Slavens	Rowland	Bolton
April 1	Alabama	Josenberger	Stovall	Wegner	Bohrofen	Diggs	Cali	Robinet	Rowland	Bolton
April 2	Alabama	Josenberger	Stovall	Wegner	Bohrofen	Cali	Diggs	Coll	Slavens	Rowland
April 7	at Ole Miss [DH-1]	Josenberger	Stovall	Wegner	Bohrofen	Diggs	Slavens	Cali	Rowland	Bolton
April 7	at Ole Miss [DH-2]	Josenberger	Stovall	Wegner	Bohrofen	Diggs	Cali	Slavens	Rowland	Bolton
April 8	at Ole Miss	Josenberger	Stovall	Wegner	Bohrofen	Diggs	Slavens	Cali	Rowland	Bolton
April 11	Little Rock	Josenberger	Grimes	Wegner	Bohrofen	Cali	Jones	Coll	Holt	Polk
April 12	Little Rock	Josenberger	Grimes	Stovall	Bohrofen	Diggs	Slavens	Jones	Coll	Polk
April 14	#16 Tennessee	Josenberger	Stovall	Bohrofen	Diggs	Slavens	Cali	McLaughlin	Rowland	Bolton
April 15	#16 Tennessee	Josenberger	Stovall	Bohrofen	Diggs	Slavens	Cali	McLaughlin	Rowland	Bolton
April 16	#16 Tennessee	Josenberger	Stovall	Bohrofen	Diggs	Slavens	Cali	McLaughlin	Rowland	Bolton
April 18	UCA	Josenberger	Stovall	Bohrofen	Diggs	Cali	McLaughlin	Jones	Coll	Polk
April 20	at Georgia	Josenberger	Stovall	Bohrofen	Diggs	McLaughlin	Cali	Slavens	Polk	Bolton
April 21	at Georgia	Josenberger	McLaughlin	Bohrofen	Cali	Diggs	Stovall	Coll	Slavens	Polk
April 22	at Georgia	Josenberger	Stovall	Bohrofen	McLaughlin	Diggs	Cali	Slavens	Polk	Bolton
April 25	at Missouri State	Diggs	Bohrofen	Cali	McLaughlin	Slavens	Jones	Holt	Polk	Bolton
April 27	Texas A&M	Diggs	Stovall	Cali	Bohrofen	McLaughlin	Grimes	Slavens	Rowland	Bolton
April 28	Texas A&M	Diggs	Stovall	Bohrofen	Cali	McLaughlin	Slavens	Neville	Rowland	Bolton
April 29	Texas A&M	Diggs	Stovall	Cali	Bohrofen	McLaughlin	Grimes	Slavens	Rowland	Bolton
May 2	vs. Lipscomb	Diggs	Bohrofen	Cali	McLaughlin	Coll	Jones	Polk	Neville	Bolton
May 5	at Mississippi State	Diggs	Bohrofen	McLaughlin	Slavens	Cali	Neville	Holt	Rowland	Bolton
May 6	at Mississippi State	Diggs	Bohrofen	McLaughlin	Slavens	Cali	Neville	Holt	Rowland	Bolton



**RECORD:** 35-12 • **HOME:** 28-3 • **AWAY:** 5-7 • **NEUTRAL:** 2-2 • **SEC:** 16-7

Date	Opponent	C	1B	2B	3B	SS	LF	CF	RF	DH
Feb. 17	vs. Texas	Polk	Slavens	Stovall	Cali	Bolton	Wegner	Josenberger	Bohrofen	Diggs
Feb. 18	vs. #15 TCU	Polk	Slavens	Stovall	Cali	Bolton	Wegner	Josenberger	Bohrofen	Diggs
Feb. 19	vs. #9 Oklahoma State	Rowland	Slavens	Stovall	Jones	Bolton	Wegner	Josenberger	Bohrofen	Diggs
Feb. 21	Grambling	Rowland	Slavens	Stovall	Jones	Bolton	Wegner	Josenberger	Bohrofen	Diggs
Feb. 24	Eastern Illinois	Polk	McLaughlin	Holt	Slavens	Bolton	Wegner	Josenberger	Bohrofen	Diggs
Feb. 25	Eastern Illinois	Rowland	Slavens	Stovall	Cali	Bolton	Wegner	Josenberger	Bohrofen	Diggs
Feb. 26	Eastern Illinois	Polk	Slavens	Stovall	Robnett	Bolton	Wegner	Josenberger	Bohrofen	Neville
March 1	Illinois State	Rowland	Slavens	Stovall	Cali	Bolton	Wegner	Josenberger	Bohrofen	Diggs
March 3	Wright State	Rowland	Slavens	Stovall	Cali	Coll	Wegner	Josenberger	Bohrofen	Diggs
March 4	Wright State	Polk	Slavens	Stovall	Cali	Bolton	Wegner	Josenberger	Bohrofen	Jones
March 5	Wright State	Rowland	Slavens	Stovall	Cali	Bolton	Wegner	Josenberger	Bohrofen	Diggs
March 7	Army	Polk	Slavens	Stovall	Cali	Bolton	Wegner	Josenberger	Bohrofen	Diggs
March 10	Louisiana Tech	Rowland	Slavens	Stovall	Cali	Bolton	Wegner	Josenberger	Bohrofen	Diggs
March 11	Louisiana Tech	Polk	Slavens	Stovall	Holt	Bolton	Wegner	Josenberger	Bohrofen	Diggs
March 12	Louisiana Tech	Rowland	Slavens	Stovall	Holt	Bolton	Wegner	Josenberger	Bohrofen	Diggs
March 14	UNLV	Polk	Robnett	Coll	Jones	Bolton	Neville	Wegner	Bohrofen	Diggs
March 15	UNLV	Rowland	Slavens	Jones	Coll	Bolton	Wegner	Josenberger	Diggs	Bohrofen
March 17	Auburn	Rowland	Slavens	Stovall	Coll	Bolton	Wegner	Josenberger	Bohrofen	Diggs
March 18	Auburn	Polk	Slavens	Stovall	Coll	Bolton	Wegner	Josenberger	Bohrofen	Diggs
March 19	Auburn	Rowland	Slavens	Stovall	Coll	Bolton	Wegner	Josenberger	Bohrofen	Diggs
March 21	SEMO	Polk	Robnett	Holt	Cali	Coll	Wegner	Neville	Grimes	Jones
March 24	at #1 LSU	Rowland	Slavens	Stovall	Coll	Bolton	Wegner	Josenberger	Bohrofen	Diggs
March 25	at #1 LSU [DH-1]	Polk	Slavens	Stovall	Coll	Bolton	Wegner	Josenberger	Bohrofen	Diggs
March 25	at #1 LSU [DH-2]	Rowland	Slavens	Stovall	Cali	Bolton	Wegner	Josenberger	Bohrofen	Diggs
March 28	Omaha	Rowland	Jones	Stovall	Robnett	Bolton	Wegner	Josenberger	Bohrofen	Diggs
March 31	Alabama	Rowland	Slavens	Stovall	Cali	Bolton	Wegner	Josenberger	Bohrofen	Diggs
April 1	Alabama	Rowland	Robnett	Stovall	Cali	Bolton	Wegner	Josenberger	Bohrofen	Diggs
April 2	Alabama	Rowland	Slavens	Stovall	Cali	Coll	Wegner	Josenberger	Bohrofen	Diggs
April 7	at Ole Miss [DH-1]	Rowland	Slavens	Stovall	Cali	Bolton	Wegner	Josenberger	Bohrofen	Diggs
April 7	at Ole Miss [DH-2]	Rowland	Slavens	Stovall	Cali	Bolton	Wegner	Josenberger	Bohrofen	Diggs
April 8	at Ole Miss	Rowland	Slavens	Stovall	Cali	Bolton	Wegner	Josenberger	Bohrofen	Diggs
April 11	Little Rock	Polk	Jones	Holt	Cali	Coll	Wegner	Josenberger	Grimes	Bohrofen
April 12	Little Rock	Polk	Slavens	Stovall	Jones	Coll	Grimes	Josenberger	Bohrofen	Diggs
April 14	#16 Tennessee	Rowland	Slavens	Stovall	Cali	Bolton	Bohrofen	Josenberger	Diggs	McLaughlin
April 15	#16 Tennessee	Rowland	Slavens	Stovall	Cali	Bolton	Bohrofen	Josenberger	Diggs	McLaughlin
April 16	#16 Tennessee	Rowland	Slavens	Stovall	Cali	Bolton	Bohrofen	Josenberger	Diggs	McLaughlin
April 18	UCA	Polk	McLaughlin	Stovall	Cali	Coll	Bohrofen	Josenberger	Diggs	Jones
April 20	at Georgia	Polk	Slavens	Stovall	Cali	Bolton	Bohrofen	Josenberger	Diggs	McLaughlin
April 21	at Georgia	Polk	Slavens	Stovall	Cali	Coll	Bohrofen	Josenberger	Diggs	McLaughlin
April 22	at Georgia	Polk	Slavens	Stovall	Cali	Bolton	Bohrofen	Josenberger	Diggs	McLaughlin
April 25	at Missouri State	Polk	McLaughlin	Holt	Cali	Bolton	Slavens	Bohrofen	Diggs	Jones
April 27	Texas A&M	Rowland	Slavens	Stovall	Cali	Bolton	Grimes	Bohrofen	Diggs	McLaughlin
April 28	Texas A&M	Rowland	Slavens	Stovall	Cali	Bolton	Neville	Bohrofen	Diggs	McLaughlin
April 29	Texas A&M	Rowland	Slavens	Stovall	Cali	Bolton	Grimes	Bohrofen	Diggs	McLaughlin
May 2	vs. Lipscomb	Polk	Jones	Coll	Cali	Bolton	Neville	Bohrofen	Diggs	McLaughlin
May 5	at Mississippi State	Rowland	Slavens	Holt	Cali	Bolton	Neville	Bohrofen	Diggs	McLaughlin
May 6	at Mississippi State	Rowland	Slavens	Holt	Cali	Bolton	Neville	Bohrofen	Diggs	McLaughlin



# ||| GAME-BY-GAME HITTING

RECORD: 35-12 • HOME: 28-3 • AWAY: 5-7 • NEUTRAL: 2-2 • SEC: 16-7

Date	Opponent	AB	R	H	RBI	2B	3B	HR	BB	IBB	SB	CS	HBP	SAC	SF	GDP	K	PO	A	E	Avg
Feb. 17	vs. Texas	34	3	8	3	2	0	0	4	0	0	0	1	0	0	2	12	27	11	1	.235
Feb. 18	vs. #15 TCU	37	6	9	6	2	0	4	2	0	0	0	0	0	0	0	11	27	11	0	.239
Feb. 19	vs. #9 Oklahoma State	32	18	14	17	2	1	2	10	0	0	0	3	0	3	0	9	21	5	0	.301
Feb. 21	Grambling	26	9	9	9	3	0	0	7	0	4	0	2	0	4	1	5	27	9	2	.310
Feb. 24	Eastern Illinois	31	13	11	9	0	0	1	5	0	3	0	2	0	0	2	5	21	5	0	.319
Feb. 25	Eastern Illinois	37	10	13	10	4	0	1	7	1	1	0	1	0	0	0	6	27	7	0	.325
Feb. 26	Eastern Illinois	32	3	4	3	1	0	1	1	0	0	0	0	0	0	0	6	27	7	2	.297
March 1	Illinois State	44	10	14	10	4	0	4	5	0	3	1	2	0	0	0	6	33	14	2	.300
March 3	Wright State	32	12	9	12	2	0	4	6	0	2	0	1	0	0	0	7	24	10	0	.298
March 4	Wright State	35	12	14	12	3	0	3	9	0	1	1	2	0	1	1	5	27	7	1	.309
March 5	Wright State	34	6	11	6	1	0	2	5	0	2	1	0	0	0	2	8	27	11	1	.310
March 7	Army	29	7	8	7	0	0	3	4	0	0	0	2	0	0	3	5	27	12	1	.308
March 10	Louisiana Tech	30	7	11	7	0	0	2	9	0	0	2	2	1	2	1	5	27	10	0	.312
March 11	Louisiana Tech	31	6	9	6	2	1	3	3	0	0	1	0	0	0	1	5	27	3	1	.310
March 12	Louisiana Tech	35	15	11	14	2	1	2	12	0	0	0	1	0	1	0	4	27	6	2	.311
March 14	UNLV	37	13	14	12	4	1	1	7	0	1	1	1	0	0	0	14	27	5	2	.315
March 15	UNLV	31	5	7	5	3	0	1	4	0	0	0	1	0	0	1	3	27	8	2	.310
March 17	Auburn	31	7	8	7	1	0	1	7	0	1	0	1	0	1	0	11	27	9	0	.308
March 18	Auburn	33	9	9	9	3	0	1	3	0	0	0	1	0	1	0	9	27	12	1	.306
March 19	Auburn	28	5	9	5	2	0	1	3	0	0	1	3	0	0	2	8	27	7	0	.307
March 21	SEMO	30	12	11	10	3	0	1	3	0	0	0	0	0	0	0	9	21	7	0	.309
March 24	at #1 LSU	34	9	7	9	1	0	2	6	0	0	1	1	0	2	0	15	30	4	0	.304
March 25	at #1 LSU [DH-1]	24	2	3	2	0	0	1	2	0	0	0	3	0	0	1	9	20	4	0	.299
March 25	at #1 LSU [DH-2]	35	5	9	5	3	0	1	7	0	0	0	1	0	0	0	11	24	5	2	.297
March 28	Omaha	30	16	14	15	1	1	1	9	0	0	0	1	0	1	2	5	21	5	1	.303
March 31	Alabama	30	1	3	1	0	0	1	2	0	0	0	1	0	0	1	12	27	10	1	.296
April 1	Alabama	30	9	10	9	2	0	3	5	0	1	1	0	1	0	1	11	27	10	0	.297
April 2	Alabama	33	5	9	4	0	0	1	4	0	0	0	0	0	0	1	5	27	12	2	.296
April 7	at Ole Miss [DH-1]	40	11	15	11	2	1	2	5	0	2	0	0	0	1	2	10	27	9	0	.299
April 7	at Ole Miss [DH-2]	34	4	7	4	1	0	1	6	0	1	0	2	0	0	0	10	24	9	0	.296
April 8	at Ole Miss	35	6	8	5	1	0	1	2	0	1	0	0	0	0	1	10	27	13	0	.294
April 11	Little Rock	28	21	13	20	0	0	2	15	0	0	0	3	0	2	1	4	21	8	0	.298
April 12	Little Rock	33	4	6	4	2	0	2	7	0	0	0	1	0	0	1	8	27	9	2	.295
April 14	#16 Tennessee	32	5	7	3	0	0	2	2	0	3	0	1	0	0	1	9	27	6	1	.293
April 15	#16 Tennessee	28	6	4	5	0	0	1	4	0	5	0	4	1	0	0	14	27	9	1	.289
April 16	#16 Tennessee	28	7	8	7	0	2	1	6	0	1	1	1	0	1	2	8	27	10	0	.289
April 18	UCA	37	6	13	5	1	0	0	2	0	1	0	2	0	0	0	7	27	13	1	.291
April 20	at Georgia	36	5	10	5	5	0	0	3	0	0	0	3	0	1	0	8	24	12	1	.290
April 21	at Georgia	31	3	7	3	3	0	1	3	0	0	2	0	0	1	0	5	24	8	0	.289
April 22	at Georgia	32	8	7	8	1	0	3	6	0	0	0	1	1	1	1	12	24	8	1	.287
April 25	at Missouri State	32	4	5	3	1	1	0	2	0	0	0	1	0	0	0	9	24	7	0	.284
April 27	Texas A&M	32	7	9	7	1	0	2	14	0	3	0	0	0	0	1	13	27	11	0	.284
April 28	Texas A&M	30	10	11	8	2	1	1	7	0	0	1	0	2	2	0	8	27	9	0	.286
April 29	Texas A&M	28	8	9	6	0	0	0	5	0	1	1	1	3	2	0	11	27	9	1	.286
May 2	vs. Lipscomb	37	6	5	3	1	0	1	9	0	3	0	3	0	0	1	12	33	11	2	.283
May 5	at Mississippi State	33	6	7	5	1	0	2	4	0	0	0	0	1	0	0	10	27	7	0	.281
May 6	at Mississippi State	30	14	11	13	2	0	3	8	0	1	0	1	2	1	1	4	21	4	2	.283
	<b>Totals</b>	<b>1521</b>	<b>376</b>	<b>430</b>	<b>349</b>	<b>75</b>	<b>10</b>	<b>73</b>	<b>261</b>	<b>1</b>	<b>41</b>	<b>15</b>	<b>57</b>	<b>12</b>	<b>28</b>	<b>34</b>	<b>393</b>	<b>1220</b>	<b>398</b>	<b>36</b>	<b>.283</b>



RECORD: 35-12 • HOME: 28-3 • AWAY: 5-7 • NEUTRAL: 2-2 • SEC: 16-7

Date	Opponent	IP	H	R	ER	BB	SO	2B	3B	HR	WP	BK	HBP	DP	IBB	Score	W	L	SV	ERA
Feb. 17	vs. Texas	9.0	5	2	2	2	13	1	0	1	1	0	0	2	0	3-2	1	0	1	2.00
Feb. 18	vs. #15 TCU	9.0	19	18	18	11	7	3	0	1	1	0	3	0	0	6-18	1	1	1	10.00
Feb. 19	vs. #9 Oklahoma State	7.0	4	1	1	2	10	1	0	0	0	0	1	0	0	18-1	2	1	1	7.56
Feb. 21	Grambling	9.0	13	7	7	5	12	0	0	1	0	1	0	1	0	9-7	3	1	1	7.41
Feb. 24	Eastern Illinois	7.0	6	2	2	3	10	2	0	0	0	0	2	0	0	13-2	4	1	1	6.59
Feb. 25	Eastern Illinois	9.0	7	3	3	3	8	0	0	2	0	0	0	0	0	10-3	5	1	1	5.94
Feb. 26	Eastern Illinois	9.0	14	12	10	6	7	2	0	3	2	0	0	1	0	3-12	5	2	1	6.56
March 1	Illinois State	11.0	13	9	8	3	9	2	0	3	0	0	1	0	0	10-9	6	2	1	6.56
March 3	Wright State	8.0	9	2	2	6	11	0	0	1	1	0	0	0	0	12-2	7	2	1	6.12
March 4	Wright State	9.0	10	6	5	6	9	2	1	2	0	2	0	1	0	12-6	8	2	1	6.00
March 5	Wright State	9.0	8	2	2	2	6	1	0	0	0	0	1	1	0	6-2	9	2	2	5.62
March 7	Army	9.0	12	5	5	2	6	1	0	1	2	0	0	1	0	7-5	10	2	2	5.57
March 10	Louisiana Tech	9.0	8	4	4	5	11	1	0	1	0	0	0	2	0	7-4	11	2	3	5.45
March 11	Louisiana Tech	9.0	3	1	0	1	6	0	0	0	0	0	0	0	0	6-1	12	2	3	5.05
March 12	Louisiana Tech	9.0	5	6	3	2	13	0	0	1	1	0	3	2	0	15-6	13	2	3	4.91
March 14	UNLV	9.0	10	7	7	4	11	2	0	0	2	0	0	1	0	13-7	14	2	3	5.04
March 15	UNLV	9.0	7	2	0	3	7	2	0	0	0	0	1	1	0	5-2	15	2	4	4.74
March 17	Auburn	9.0	6	2	2	5	8	0	0	1	0	0	1	1	0	7-2	16	2	5	4.58
March 18	Auburn	9.0	6	3	3	2	9	1	0	2	0	0	2	1	0	9-3	17	2	6	4.50
March 19	Auburn	9.0	3	0	0	2	7	0	0	0	1	0	2	1	0	5-0	18	2	6	4.27
March 21	SEMO	7.0	4	2	2	4	10	0	0	1	0	0	1	0	0	12-2	19	2	7	4.21
March 24	at #1 LSU	10.0	8	3	3	4	15	0	1	2	0	0	1	0	0	9-3	20	2	7	4.13
March 25	at #1 LSU [DH-1]	6.2	16	12	12	3	5	3	1	3	2	0	1	0	0	2-12	20	3	7	4.53
March 25	at #1 LSU [DH-2]	8.0	11	14	10	6	6	0	1	4	1	0	2	1	0	5-14	20	4	7	4.79
March 28	Omaha	7.0	3	3	3	4	7	1	0	0	1	0	1	0	0	16-3	21	4	7	4.76
March 31	Alabama	9.0	22	12	12	4	7	2	0	4	0	0	0	0	0	1-12	21	5	7	5.05
April 1	Alabama	9.0	15	6	6	2	9	3	0	2	1	0	1	1	1	9-6	22	5	7	5.08
April 2	Alabama	9.0	7	4	4	6	5	1	0	1	2	0	0	0	0	5-4	23	5	8	5.04
April 7	at Ole Miss [DH-1]	9.0	6	2	2	5	6	0	0	1	0	0	2	3	0	11-2	24	5	8	4.94
April 7	at Ole Miss [DH-2]	8.0	8	7	7	4	10	2	0	2	2	0	1	1	0	4-7	24	6	8	5.03
April 8	at Ole Miss	9.0	10	4	4	3	6	2	0	1	1	0	0	2	0	6-4	25	6	9	4.99
April 11	Little Rock	7.0	11	5	5	6	6	0	0	0	3	0	0	2	0	21-5	26	6	9	5.03
April 12	Little Rock	9.0	14	11	7	9	13	3	0	1	2	0	1	1	0	4-11	26	7	9	5.09
April 14	#16 Tennessee	9.0	6	2	1	1	13	1	0	1	0	1	1	0	0	5-2	27	7	10	4.96
April 15	#16 Tennessee	9.0	7	3	3	5	11	2	0	2	4	0	0	2	0	6-3	28	7	11	4.91
April 16	#16 Tennessee	9.0	7	2	2	5	7	2	0	0	0	0	1	2	0	7-2	29	7	11	4.82
April 18	UCA	9.0	7	3	3	3	7	1	0	1	0	0	4	1	0	6-3	30	7	12	4.77
April 20	at Georgia	8.0	9	6	5	5	4	0	0	1	1	0	1	2	0	5-6	30	8	12	4.79
April 21	at Georgia	8.0	12	7	7	4	9	0	0	4	1	0	0	2	0	3-7	30	9	12	4.87
April 22	at Georgia	8.0	9	9	8	6	10	1	0	3	1	0	0	0	0	8-9	30	10	12	4.96
April 25	at Missouri State	8.0	10	8	8	6	9	2	0	2	0	0	0	2	0	4-8	30	11	12	5.05
April 27	Texas A&M	9.0	10	5	5	4	5	1	0	2	1	0	0	1	0	7-5	31	11	12	5.05
April 28	Texas A&M	9.0	4	4	4	7	13	0	0	2	0	1	2	0	0	10-4	32	11	13	5.03
April 29	Texas A&M	9.0	9	7	6	7	11	2	0	1	2	0	3	2	0	8-7	33	11	14	5.05
May 2	vs. Lipscomb	11.0	8	8	8	11	12	0	0	1	1	0	2	1	0	6-8	33	12	14	5.09
May 5	at Mississippi State	9.0	2	2	1	8	13	0	0	0	1	0	2	0	0	6-2	34	12	15	5.00
May 6	at Mississippi State	7.0	7	2	2	2	5	1	0	1	0	0	0	1	0	14-2	35	12	16	4.96
	<b>Totals</b>	<b>406.2</b>	<b>410</b>	<b>247</b>	<b>224</b>	<b>209</b>	<b>414</b>	<b>51</b>	<b>4</b>	<b>63</b>	<b>38</b>	<b>5</b>	<b>44</b>	<b>44</b>	<b>1</b>	<b>376-247</b>	<b>35</b>	<b>12</b>	<b>16</b>	<b>4.96</b>



## 1 HAROLD COLL

### SEASON HIGHS

Category	High	Opponent (Last)	Date
Hits	3	UNLV	3/14/23
Runs	3	Little Rock	4/11/23
Doubles	2	2x (SEMO)	3/21/23
Triples	--	--	--
Home Runs	1	3x (vs. Lipscomb)	5/2/23
RBI	4	UNLV	3/14/23
Walks	2	Auburn	3/17/23
Stolen Bases	1	UNLV	3/14/23

### CAREER HIGHS

Category	High	Opponent (Last)	Date
Hits	3	UNLV	3/14/23
Runs	3	Little Rock	4/11/23
Doubles	2	2x (SEMO)	3/21/23
Triples	--	--	--
Home Runs	1	3x (vs. Lipscomb)	5/2/23
RBI	4	UNLV	3/14/23
Walks	2	Auburn	3/17/23
Stolen Bases	1	UNLV	3/14/23



## 3 ISAAC WEBB

### SEASON HIGHS

Category	High	Opponent (Last)	Date
Hits	--	--	--
Runs	--	--	--
Doubles	--	--	--
Triples	--	--	--
Home Runs	--	--	--
RBI	--	--	--
Walks	--	--	--
Stolen Bases	--	--	--

### CAREER HIGHS

Category	High	Opponent (Last)	Date
Hits	--	--	--
Runs	--	--	--
Doubles	--	--	--
Triples	--	--	--
Home Runs	--	--	--
RBI	--	--	--
Walks	--	--	--
Stolen Bases	--	--	--



## 5 KENDALL DIGGS

### SEASON HIGHS

Category	High	Opponent (Last)	Date
Hits	3	4x (at Mississippi State)	5/6/23
Runs	3	3x (at Georgia)	4/22/23
Doubles	2	3x (at Georgia)	4/20/23
Triples	1	at Ole Miss	4/7/23
Home Runs	1	9x (at Mississippi State)	5/6/23
RBI	5	at Mississippi State	5/6/23
Walks	3	at Georgia	4/22/23
Stolen Bases	1	#16 Tennessee	4/14/23

### CAREER HIGHS

Category	High	Opponent (Last)	Date
Hits	3	5x (at Mississippi State)	5/6/23
Runs	3	3x (at Georgia)	4/22/23
Doubles	2	3x (at Georgia)	4/20/23
Triples	1	at Ole Miss	4/7/23
Home Runs	1	12x (at Mississippi State)	5/6/23
RBI	5	at Mississippi State	5/6/23
Walks	3	at Georgia	4/22/23
Stolen Bases	1	2x (#16 Tennessee)	4/14/23



## 6 CALEB CALI

### SEASON HIGHS

Category	High	Opponent (Last)	Date
Hits	3	2x (at Mississippi State)	5/5/23
Runs	3	2x (at Georgia)	4/22/23
Doubles	1	5x (at Mississippi State)	5/5/23
Triples	--	--	--
Home Runs	2	at Georgia	4/22/23
RBI	5	at Georgia	4/22/23
Walks	3	2x (Texas A&M)	4/28/23
Stolen Bases	1	3x (vs. Lipscomb)	5/2/23

### CAREER HIGHS

Category	High	Opponent (Last)	Date
Hits	3	2x (at Mississippi State)	5/5/23
Runs	3	2x (at Georgia)	4/22/23
Doubles	1	5x (at Mississippi State)	5/5/23
Triples	--	--	--
Home Runs	2	at Georgia	4/22/23
RBI	5	at Georgia	4/22/23
Walks	3	2x (Texas A&M)	4/28/23
Stolen Bases	1	3x (vs. Lipscomb)	5/2/23



## 8 JACE BOHROFEN

## SEASON HIGHS

Category	High	Opponent (Last)	Date
Hits	3	4x (Texas A&M)	4/28/23
Runs	3	2x (Little Rock)	4/11/23
Doubles	2	Eastern Illinois	2/25/23
Triples	--	--	--
Home Runs	1	12x (at Mississippi State)	5/5/23
RBI	4	Little Rock	4/11/23
Walks	2	3x (Alabama)	4/1/23
Stolen Bases	2	2x (#16 Tennessee)	4/15/23

## CAREER HIGHS

Category	High	Opponent (Last)	Date
Hits	3	7x (Texas A&M)	4/28/23
Runs	3	3x (Little Rock)	4/11/23
Doubles	2	3x (Eastern Illinois)	2/25/23
Triples	1	4x (Southeastern)	3/5/22
Home Runs	2	UCA	4/5/22
RBI	6	UT Arlington	3/9/21
Walks	3	at #11 Oklahoma State	3/30/21
Stolen Bases	2	2x (#16 Tennessee)	4/15/23



## 10 PEYTON STOVALL

## SEASON HIGHS

Category	High	Opponent (Last)	Date
Hits	3	4x (at Ole Miss)	4/7/23
Runs	3	2x (Wright State)	3/4/23
Doubles	1	4x (at Georgia)	4/20/23
Triples	1	Louisiana Tech	3/11/23
Home Runs	1	5x (Texas A&M)	4/27/23
RBI	4	2x (Texas A&M)	4/27/23
Walks	2	vs. #9 Oklahoma State	2/19/23
Stolen Bases	2	Grambling	2/21/23

## CAREER HIGHS

Category	High	Opponent (Last)	Date
Hits	5	vs. #25 Auburn	6/21/22
Runs	4	UCA	4/5/22
Doubles	2	at Texas A&M	4/24/22
Triples	1	Louisiana Tech	3/11/23
Home Runs	1	11x (Texas A&M)	4/27/23
RBI	4	3x (Texas A&M)	4/27/23
Walks	2	3x (vs. #9 Oklahoma State)	2/19/23
Stolen Bases	2	Grambling	2/21/23



## 9 JOHN BOLTON

## SEASON HIGHS

Category	High	Opponent (Last)	Date
Hits	3	Texas A&M	4/29/23
Runs	3	Louisiana Tech	3/12/23
Doubles	1	3x (Auburn)	3/17/23
Triples	--	--	--
Home Runs	--	--	--
RBI	2	3x (Texas A&M)	4/29/23
Walks	3	Texas A&M	4/27/23
Stolen Bases	1	6x (at Mississippi State)	5/6/23

## CAREER HIGHS

Category	High	Opponent (Last)	Date
Hits	3	Texas A&M	4/29/23
Runs	4	Bellarmino	3/1/22
Doubles	2	Murray State	5/6/22
Triples	--	--	--
Home Runs	1	Morehead State	5/21/22
RBI	2	8x (Texas A&M)	4/29/23
Walks	4	Bellarmino	3/1/22
Stolen Bases	2	3x (Murray State)	5/8/22



## 11 JARED WEGNER

## SEASON HIGHS

Category	High	Opponent (Last)	Date
Hits	3	2x (Illinois State)	3/1/23
Runs	3	3x (Wright State)	3/4/23
Doubles	1	3x (SEMO)	3/21/23
Triples	1	2x (Omaha)	3/28/23
Home Runs	1	12x (Alabama)	4/2/23
RBI	5	vs. #9 Oklahoma State	2/19/23
Walks	5	Louisiana Tech	3/12/23
Stolen Bases	1	3x (Wright State)	3/3/23

## CAREER HIGHS

Category	High	Opponent (Last)	Date
Hits	4	2x (Seton Hall)	4/23/22
Runs	3	7x (Wright State)	3/4/23
Doubles	2	2x (Butler)	5/14/22
Triples	1	5x (Omaha)	3/28/23
Home Runs	2	The Citadel	4/2/22
RBI	7	Seton Hall	4/23/22
Walks	5	Louisiana Tech	3/12/23
Stolen Bases	2	St. Thomas	3/6/22



**12 TAVIAN JOSENBARGER**

### SEASON HIGHS

Category	High	Opponent (Last)	Date
Hits	3	Alabama	4/1/23
Runs	3	2x (#16 Tennessee)	4/16/23
Doubles	2	Alabama	4/1/23
Triples	--	--	--
Home Runs	1	7x (#16 Tennessee)	4/16/23
RBI	3	Omaha	3/28/23
Walks	3	2x (Little Rock)	4/12/23
Stolen Bases	2	2x (Army)	3/7/23

### CAREER HIGHS

Category	High	Opponent (Last)	Date
Hits	6	at Oklahoma	4/10/21
Runs	3	3x (#16 Tennessee)	4/16/23
Doubles	2	Alabama	4/1/23
Triples	1	6x (Omaha)	4/12/22
Home Runs	2	at Charleston Southern	3/9/22
RBI	4	at Charleston Southern	3/9/22
Walks	3	3x (Little Rock)	4/12/23
Stolen Bases	2	4x (Illinois State)	3/1/23




**15 BEN McLAUGHLIN**

### SEASON HIGHS

Category	High	Opponent (Last)	Date
Hits	2	7x (vs. Lipscomb)	5/2/23
Runs	2	2x (vs. Lipscomb)	5/2/23
Doubles	1	3x (vs. Lipscomb)	5/2/23
Triples	1	#16 Tennessee	4/16/23
Home Runs	1	Texas A&M	4/28/23
RBI	2	3x (at Mississippi State)	5/6/23
Walks	1	8x (at Mississippi State)	5/6/23
Stolen Bases	--	--	--

### CAREER HIGHS

Category	High	Opponent (Last)	Date
Hits	2	7x (vs. Lipscomb)	5/2/23
Runs	2	2x (vs. Lipscomb)	5/2/23
Doubles	1	3x (vs. Lipscomb)	5/2/23
Triples	1	#16 Tennessee	4/16/23
Home Runs	1	Texas A&M	4/28/23
RBI	2	3x (at Mississippi State)	5/6/23
Walks	1	8x (at Mississippi State)	5/6/23
Stolen Bases	--	--	--



**13 JAYSON JONES**

### SEASON HIGHS

Category	High	Opponent (Last)	Date
Hits	2	2x (SEMO)	3/21/23
Runs	3	Little Rock	4/11/23
Doubles	1	UNLV	3/15/23
Triples	--	--	--
Home Runs	1	2x (Wright State)	3/4/23
RBI	2	2x (SEMO)	3/21/23
Walks	3	4x (vs. Lipscomb)	5/2/23
Stolen Bases	1	2x (vs. Lipscomb)	5/2/23

### CAREER HIGHS

Category	High	Opponent (Last)	Date
Hits	2	2x (SEMO)	3/21/23
Runs	3	Little Rock	4/11/23
Doubles	1	UNLV	3/15/23
Triples	--	--	--
Home Runs	1	2x (Wright State)	3/4/23
RBI	2	2x (SEMO)	3/21/23
Walks	3	4x (vs. Lipscomb)	5/2/23
Stolen Bases	1	2x (vs. Lipscomb)	5/2/23



**16 HUDSON POLK**

### SEASON HIGHS

Category	High	Opponent (Last)	Date
Hits	1	9x (vs. Lipscomb)	5/2/23
Runs	2	2x (Little Rock)	4/11/23
Doubles	1	at Georgia	4/21/23
Triples	--	--	--
Home Runs	1	2x (at Georgia)	4/22/23
RBI	2	2x (at Georgia)	4/22/23
Walks	1	8x (UCA)	4/18/23
Stolen Bases	--	--	--

### CAREER HIGHS

Category	High	Opponent (Last)	Date
Hits	3	Pacific	4/16/22
Runs	2	2x (Little Rock)	4/11/23
Doubles	1	3x (at Georgia)	4/21/23
Triples	1	Pacific	4/16/22
Home Runs	1	3x (at Georgia)	4/22/23
RBI	2	5x (at Georgia)	4/22/23
Walks	2	2x (at Oral Roberts)	4/26/22
Stolen Bases	1	UTSA	3/13/22



## 17 BRADY SLAVENS

## SEASON HIGHS

Category	High	Opponent (Last)	Date
Hits	3	at Ole Miss	4/7/23
Runs	3	Wright State	3/3/23
Doubles	1	10x (Little Rock)	4/12/23
Triples	1	2x (Texas A&M)	4/28/23
Home Runs	1	7x (at Mississippi State)	5/6/23
RBI	5	at Ole Miss	4/7/23
Walks	2	Texas A&M	4/29/23
Stolen Bases	1	5x (Texas A&M)	4/27/23

## CAREER HIGHS

Category	High	Opponent (Last)	Date
Hits	4	2x (Arkansas State)	4/19/22
Runs	3	4x (Arkansas State)	4/19/22
Doubles	2	at Louisiana Tech	3/13/21
Triples	1	8x (Texas A&M)	4/28/23
Home Runs	2	5x (#24 Vanderbilt)	5/13/22
RBI	6	UAPB	4/12/22
Walks	2	13x (Texas A&M)	4/29/23
Stolen Bases	2	Rhode Island	3/17/19



## 21 HUNTER GRIMES

## SEASON HIGHS

Category	High	Opponent (Last)	Date
Hits	2	UNLV	3/14/23
Runs	2	UNLV	3/14/23
Doubles	--	--	--
Triples	1	UNLV	3/14/23
Home Runs	--	--	--
RBI	3	Little Rock	4/11/23
Walks	3	Little Rock	4/11/23
Stolen Bases	--	--	--

## CAREER HIGHS

Category	High	Opponent (Last)	Date
Hits	4	vs. Western Kentucky	5/24/19
Runs	4	vs. Western Kentucky	5/24/19
Doubles	1	2x (vs. Western Kentucky)	5/24/19
Triples	1	UNLV	3/14/23
Home Runs	2	at Louisiana Tech	4/5/19
RBI	3	2x (Little Rock)	4/11/23
Walks	3	Little Rock	4/11/23
Stolen Bases	--	--	--



## 18 REESE ROBINETT

## SEASON HIGHS

Category	High	Opponent (Last)	Date
Hits	2	SEMO	3/21/23
Runs	2	2x (Omaha)	3/28/23
Doubles	--	--	--
Triples	--	--	--
Home Runs	1	2x (at #1 LSU)	3/24/23
RBI	3	at #1 LSU	3/24/23
Walks	1	Omaha	3/28/23
Stolen Bases	--	--	--

## CAREER HIGHS

Category	High	Opponent (Last)	Date
Hits	2	SEMO	3/21/23
Runs	2	2x (Omaha)	3/28/23
Doubles	--	--	--
Triples	--	--	--
Home Runs	1	2x (at #1 LSU)	3/24/23
RBI	3	at #1 LSU	3/24/23
Walks	1	Omaha	3/28/23
Stolen Bases	--	--	--



## 24 PEYTON HOLT

## SEASON HIGHS

Category	High	Opponent (Last)	Date
Hits	2	3x (at Mississippi State)	5/6/23
Runs	4	Little Rock	4/11/23
Doubles	--	--	--
Triples	1	2x (at Missouri State)	4/25/23
Home Runs	1	Louisiana Tech	3/11/23
RBI	2	3x (at Mississippi State)	5/6/23
Walks	2	Little Rock	4/11/23
Stolen Bases	1	2x (Texas A&M)	4/27/23

## CAREER HIGHS

Category	High	Opponent (Last)	Date
Hits	2	3x (at Mississippi State)	5/6/23
Runs	4	Little Rock	4/11/23
Doubles	--	--	--
Triples	1	2x (at Missouri State)	4/25/23
Home Runs	1	Louisiana Tech	3/11/23
RBI	2	3x (at Mississippi State)	5/6/23
Walks	2	Little Rock	4/11/23
Stolen Bases	1	2x (Texas A&M)	4/27/23



**26 MASON NEVILLE**

### SEASON HIGHS

Category	High	Opponent (Last)	Date
Hits	1	2x (Little Rock)	4/11/23
Runs	2	at Mississippi State	5/6/23
Doubles	1	at Mississippi State	5/6/23
Triples	--	--	--
Home Runs	--	--	--
RBI	1	2x (Little Rock)	4/11/23
Walks	1	4x (at Mississippi State)	5/6/23
Stolen Bases	--	--	--

### CAREER HIGHS

Category	High	Opponent (Last)	Date
Hits	1	2x (Little Rock)	4/11/23
Runs	2	at Mississippi State	5/6/23
Doubles	1	at Mississippi State	5/6/23
Triples	--	--	--
Home Runs	--	--	--
RBI	1	2x (Little Rock)	4/11/23
Walks	1	4x (at Mississippi State)	5/6/23
Stolen Bases	--	--	--



**43 CAL KILGORE**

### SEASON HIGHS

Category	High	Opponent (Last)	Date
Hits	--	--	--
Runs	--	--	--
Doubles	--	--	--
Triples	--	--	--
Home Runs	--	--	--
RBI	--	--	--
Walks	--	--	--
Stolen Bases	--	--	--

### CAREER HIGHS

Category	High	Opponent (Last)	Date
Hits	3	Utah Tech	5/1/22
Runs	2	3x (at Utah Valley)	5/19/22
Doubles	1	8x (vs. Sacramento State)	5/27/22
Triples	--	--	--
Home Runs	--	--	--
RBI	2	2x (UTRGV)	4/16/22
Walks	2	at Nebraska	3/15/22
Stolen Bases	1	5x (vs. Abilene Christian)	5/28/22



**44 PARKER ROWLAND**

### SEASON HIGHS

Category	High	Opponent (Last)	Date
Hits	2	4x (Texas A&M)	4/27/23
Runs	2	2x (Texas A&M)	4/28/23
Doubles	1	2x (Illinois State)	3/1/23
Triples	--	--	--
Home Runs	1	2x (Louisiana Tech)	3/10/23
RBI	2	3x (Louisiana Tech)	3/10/23
Walks	2	Omaha	3/28/23
Stolen Bases	--	--	--

### CAREER HIGHS

Category	High	Opponent (Last)	Date
Hits	2	6x (Texas A&M)	4/27/23
Runs	2	2x (Texas A&M)	4/28/23
Doubles	1	3x (Illinois State)	3/1/23
Triples	--	--	--
Home Runs	1	2x (Louisiana Tech)	3/10/23
RBI	2	4x (Louisiana Tech)	3/10/23
Walks	2	Omaha	3/28/23
Stolen Bases	--	--	--




## 15 BEN McLAUGHLIN

### SEASON HIGHS

Category	High	Opponent (Last)	Date
Innings	1.0	2x (Little Rock)	4/11/23
Longest Start	--	--	--
Shortest Start	--	--	--
Longest Relief	1.0	2x (Little Rock)	4/11/23
Hits	4	Little Rock	4/11/23
Runs	3	Little Rock	4/11/23
Earned Runs	3	Little Rock	4/11/23
Walks	1	Little Rock	4/11/23
Strikeouts	2	2x (Little Rock)	4/11/23

### CAREER HIGHS

Category	High	Opponent (Last)	Date
Innings	1.0	2x (Little Rock)	4/11/23
Longest Start	--	--	--
Shortest Start	--	--	--
Longest Relief	1.0	2x (Little Rock)	4/11/23
Hits	4	Little Rock	4/11/23
Runs	3	Little Rock	4/11/23
Earned Runs	3	Little Rock	4/11/23
Walks	1	Little Rock	4/11/23
Strikeouts	2	2x (Little Rock)	4/11/23



## 28 KOTY FRANK

### SEASON HIGHS

Category	High	Opponent (Last)	Date
Innings	4.0	Illinois State	3/1/23
Longest Start	--	--	--
Shortest Start	--	--	--
Longest Relief	4.0	Illinois State	3/1/23
Hits	4	Illinois State	3/1/23
Runs	3	Illinois State	3/1/23
Earned Runs	3	Illinois State	3/1/23
Walks	1	Grambling	2/21/23
Strikeouts	3	2x (Illinois State)	3/1/23

### CAREER HIGHS

Category	High	Opponent (Last)	Date
Innings	6.2	2x (BYU)	4/14/22
Longest Start	6.2	2x (BYU)	4/14/22
Shortest Start	4.0	Iowa	5/1/22
Longest Relief	4.2	Sam Houston	2/18/22
Hits	10	Michigan	3/25/22
Runs	6	Michigan	3/25/22
Earned Runs	6	Michigan	3/25/22
Walks	4	at Indiana	4/24/22
Strikeouts	10	vs. Northwestern State	3/4/22




## 25 BRADY TYGART

### SEASON HIGHS

Category	High	Opponent (Last)	Date
Innings	2.0	2x (at Mississippi State)	5/6/23
Longest Start	2.0	at Mississippi State	5/6/23
Shortest Start	1.0	Texas A&M	4/28/23
Longest Relief	2.0	Grambling	2/21/23
Hits	2	3x (Illinois State)	3/1/23
Runs	4	Illinois State	3/1/23
Earned Runs	3	Illinois State	3/1/23
Walks	1	3x (at Mississippi State)	5/6/23
Strikeouts	4	Grambling	2/21/23

### CAREER HIGHS

Category	High	Opponent (Last)	Date
Innings	3.2	Mississippi State	4/3/22
Longest Start	2.0	at Mississippi State	5/6/23
Shortest Start	1.0	Texas A&M	4/28/23
Longest Relief	3.2	Mississippi State	4/3/22
Hits	4	2x (at #6 Oklahoma State)	6/5/22
Runs	4	2x (Illinois State)	3/1/23
Earned Runs	4	at #6 Oklahoma State	6/5/22
Walks	4	Ole Miss	5/1/22
Strikeouts	7	Mississippi State	4/3/22




## 29 AUSTIN LEDBETTER

### SEASON HIGHS

Category	High	Opponent (Last)	Date
Innings	3.2	Alabama	3/31/23
Longest Start	--	--	--
Shortest Start	--	--	--
Longest Relief	3.2	Alabama	3/31/23
Hits	9	Alabama	3/31/23
Runs	5	at #1 LSU	3/25/23
Earned Runs	5	at #1 LSU	3/25/23
Walks	2	4x (at Missouri State)	4/25/23
Strikeouts	5	UNLV	3/14/23

### CAREER HIGHS

Category	High	Opponent (Last)	Date
Innings	3.2	Alabama	3/31/23
Longest Start	--	--	--
Shortest Start	--	--	--
Longest Relief	3.2	Alabama	3/31/23
Hits	9	Alabama	3/31/23
Runs	5	at #1 LSU	3/25/23
Earned Runs	5	at #1 LSU	3/25/23
Walks	2	4x (at Missouri State)	4/25/23
Strikeouts	5	UNLV	3/14/23




## 31 DYLAN CARTER

### SEASON HIGHS

Category	High	Opponent (Last)	Date
Innings	4.2	#16 Tennessee	4/16/23
Longest Start	--	--	--
Shortest Start	--	--	--
Longest Relief	3.2	Alabama	4/2/23
Hits	6	#16 Tennessee	4/16/23
Runs	6	at #1 LSU	3/25/23
Earned Runs	5	at #1 LSU	3/25/23
Walks	3	at #1 LSU	3/25/23
Strikeouts	3	4x (#16 Tennessee)	4/16/23

### CAREER HIGHS

Category	High	Opponent (Last)	Date
Innings	4.2	#16 Tennessee	4/16/23
Longest Start	--	--	--
Shortest Start	--	--	--
Longest Relief	3.2	Alabama	4/2/23
Hits	6	#16 Tennessee	4/16/23
Runs	6	at #1 LSU	3/25/23
Earned Runs	5	at #1 LSU	3/25/23
Walks	3	at #1 LSU	3/25/23
Strikeouts	3	4x (#16 Tennessee)	4/16/23



## 33 HAGEN SMITH

### SEASON HIGHS

Category	High	Opponent (Last)	Date
Innings	5.0	5x (at Mississippi State)	5/5/23
Longest Start	5.0	5x (at Mississippi State)	5/5/23
Shortest Start	4.2	2x (Wright State)	3/3/23
Longest Relief	4.2	at #1 LSU	3/24/23
Hits	5	2x (Alabama)	4/1/23
Runs	4	at Ole Miss	4/7/23
Earned Runs	4	at Ole Miss	4/7/23
Walks	5	2x (at Mississippi State)	5/5/23
Strikeouts	8	4x (at Mississippi State)	5/5/23

### CAREER HIGHS

Category	High	Opponent (Last)	Date
Innings	7.0	2x (LSU)	4/15/22
Longest Start	7.0	2x (LSU)	4/15/22
Shortest Start	1.1	at #6 Oklahoma State	6/4/22
Longest Relief	4.2	at #1 LSU	3/24/23
Hits	7	2x (Ole Miss)	4/30/22
Runs	7	at Florida	4/8/22
Earned Runs	6	at Florida	4/8/22
Walks	5	3x (at Mississippi State)	5/5/23
Strikeouts	9	Southeastern Louisiana	3/5/22



## 32 ZACK MORRIS

### SEASON HIGHS

Category	High	Opponent (Last)	Date
Innings	3.1	vs. #15 TCU	2/18/23
Longest Start	1.0	Illinois State	3/1/23
Shortest Start	--	--	--
Longest Relief	3.1	vs. #15 TCU	2/18/23
Hits	5	2x (Illinois State)	3/1/23
Runs	5	at Missouri State	4/25/23
Earned Runs	5	at Missouri State	4/25/23
Walks	3	Little Rock	4/12/23
Strikeouts	5	SEMO	3/21/23

### CAREER HIGHS

Category	High	Opponent (Last)	Date
Innings	3.1	2x (vs. #15 TCU)	2/18/23
Longest Start	3.1	at #6 Oklahoma State	6/6/22
Shortest Start	0.2	vs. Ole Miss	6/20/22
Longest Relief	3.1	vs. #15 TCU	2/18/23
Hits	5	2x (Illinois State)	3/1/23
Runs	5	at Missouri State	4/25/23
Earned Runs	5	at Missouri State	4/25/23
Walks	3	3x (Little Rock)	4/12/23
Strikeouts	5	SEMO	3/21/23




## 34 NICK GRIFFIN

### SEASON HIGHS

Category	High	Opponent (Last)	Date
Innings	--	--	--
Longest Start	--	--	--
Shortest Start	--	--	--
Longest Relief	--	--	--
Hits	--	--	--
Runs	--	--	--
Earned Runs	--	--	--
Walks	--	--	--
Strikeouts	--	--	--

### CAREER HIGHS

Category	High	Opponent (Last)	Date
Innings	2.0	Arkansas State	4/19/22
Longest Start	--	--	--
Shortest Start	--	--	--
Longest Relief	2.0	Arkansas State	4/19/22
Hits	1	4x (Missouri State)	5/3/22
Runs	1	2x (Missouri State)	5/3/22
Earned Runs	1	2x (Missouri State)	5/3/22
Walks	3	2x (Arkansas State)	4/19/22
Strikeouts	4	Arkansas State	4/19/22




### 35 JORDAN HUSKEY

#### SEASON HIGHS

Category	High	Opponent (Last)	Date
Innings	--	--	--
Longest Start	--	--	--
Shortest Start	--	--	--
Longest Relief	--	--	--
Hits	--	--	--
Runs	--	--	--
Earned Runs	--	--	--
Walks	--	--	--
Strikeouts	--	--	--

#### CAREER HIGHS

Category	High	Opponent (Last)	Date
Innings	--	--	--
Longest Start	--	--	--
Shortest Start	--	--	--
Longest Relief	--	--	--
Hits	--	--	--
Runs	--	--	--
Earned Runs	--	--	--
Walks	--	--	--
Strikeouts	--	--	--



### 37 JAKE FAHERTY

#### SEASON HIGHS

Category	High	Opponent (Last)	Date
Innings	0.2	Wright State	3/4/23
Longest Start	--	--	--
Shortest Start	--	--	--
Longest Relief	0.2	Wright State	3/4/23
Hits	0	Wright State	3/4/23
Runs	3	Wright State	3/4/23
Earned Runs	3	Wright State	3/4/23
Walks	3	Wright State	3/4/23
Strikeouts	1	Wright State	3/4/23

#### CAREER HIGHS

Category	High	Opponent (Last)	Date
Innings	0.2	Wright State	3/4/23
Longest Start	--	--	--
Shortest Start	--	--	--
Longest Relief	0.2	Wright State	3/4/23
Hits	0	2x (Wright State)	3/4/23
Runs	3	Wright State	3/4/23
Earned Runs	3	Wright State	3/4/23
Walks	3	Wright State	3/4/23
Strikeouts	1	2x (Wright State)	3/4/23



### 36 PARKER COIL

#### SEASON HIGHS

Category	High	Opponent (Last)	Date
Innings	3.2	Army	3/7/23
Longest Start	3.2	Army	3/7/23
Shortest Start	2.1	UNLV	3/14/23
Longest Relief	2.2	at Missouri State	4/25/23
Hits	6	Army	3/7/23
Runs	4	UNLV	3/14/23
Earned Runs	4	UNLV	3/14/23
Walks	3	vs. #15 TCU	2/18/23
Strikeouts	4	UNLV	3/14/23

#### CAREER HIGHS

Category	High	Opponent (Last)	Date
Innings	3.2	Army	3/7/23
Longest Start	3.2	Army	3/7/23
Shortest Start	2.1	UNLV	3/14/23
Longest Relief	2.2	at Missouri State	4/25/23
Hits	6	Army	3/7/23
Runs	4	UNLV	3/14/23
Earned Runs	4	UNLV	3/14/23
Walks	3	vs. #15 TCU	2/18/23
Strikeouts	4	UNLV	3/14/23




### 38 SEAN FITZPATRICK

#### SEASON HIGHS

Category	High	Opponent (Last)	Date
Innings	2.0	Little Rock	4/11/23
Longest Start	--	--	--
Shortest Start	--	--	--
Longest Relief	2.0	Little Rock	4/11/23
Hits	2	2x (Little Rock)	4/11/23
Runs	0	2x (Little Rock)	4/11/23
Earned Runs	0	2x (Little Rock)	4/11/23
Walks	2	Little Rock	4/11/23
Strikeouts	3	Little Rock	4/11/23

#### CAREER HIGHS

Category	High	Opponent (Last)	Date
Innings	2.0	Little Rock	4/11/23
Longest Start	--	--	--
Shortest Start	--	--	--
Longest Relief	2.0	Little Rock	4/11/23
Hits	2	2x (Little Rock)	4/11/23
Runs	0	2x (Little Rock)	4/11/23
Earned Runs	0	2x (Little Rock)	4/11/23
Walks	2	Little Rock	4/11/23
Strikeouts	3	Little Rock	4/11/23



## 39 HUNTER HOLLAN

### SEASON HIGHS

Category	High	Opponent (Last)	Date
Innings	6.0	4x (#16 Tennessee)	4/14/23
Longest Start	6.0	4x (#16 Tennessee)	4/14/23
Shortest Start	4.0	3x (Texas A&M)	4/27/23
Longest Relief	--	--	--
Hits	10	Alabama	3/31/23
Runs	7	Alabama	3/31/23
Earned Runs	7	Alabama	3/31/23
Walks	5	at Georgia	4/20/23
Strikeouts	7	2x (at #1 LSU)	3/24/23

### CAREER HIGHS

Category	High	Opponent (Last)	Date
Innings	6.0	4x (#16 Tennessee)	4/14/23
Longest Start	6.0	4x (#16 Tennessee)	4/14/23
Shortest Start	4.0	3x (Texas A&M)	4/27/23
Longest Relief	--	--	--
Hits	10	Alabama	3/31/23
Runs	7	Alabama	3/31/23
Earned Runs	7	Alabama	3/31/23
Walks	5	at Georgia	4/20/23
Strikeouts	7	2x (at #1 LSU)	3/24/23




## 41 WILL McENTIRE

### SEASON HIGHS

Category	High	Opponent (Last)	Date
Innings	9.0	Louisiana Tech	3/11/23
Longest Start	9.0	Louisiana Tech	3/11/23
Shortest Start	1.1	vs. #15 TCU	2/18/23
Longest Relief	5.2	Texas A&M	4/28/23
Hits	9	at #1 LSU	3/25/23
Runs	7	at #1 LSU	3/25/23
Earned Runs	7	at #1 LSU	3/25/23
Walks	3	4x (Texas A&M)	4/28/23
Strikeouts	8	Texas A&M	4/28/23

### CAREER HIGHS

Category	High	Opponent (Last)	Date
Innings	9.0	Louisiana Tech	3/11/23
Longest Start	9.0	Louisiana Tech	3/11/23
Shortest Start	1.1	vs. #15 TCU	2/18/23
Longest Relief	5.2	Texas A&M	4/28/23
Hits	9	at #1 LSU	3/25/23
Runs	7	at #1 LSU	3/25/23
Earned Runs	7	at #1 LSU	3/25/23
Walks	4	2x (at #6 Oklahoma State)	6/5/22
Strikeouts	9	vs. #25 Auburn	6/21/22




## 40 BEN BYBEE

### SEASON HIGHS

Category	High	Opponent (Last)	Date
Innings	5.0	UNLV	3/15/23
Longest Start	5.0	UNLV	3/15/23
Shortest Start	0.2	Alabama	4/2/23
Longest Relief	2.0	2x (at Missouri State)	4/25/23
Hits	6	UNLV	3/15/23
Runs	3	3x (Texas A&M)	4/29/23
Earned Runs	3	Omaha	3/28/23
Walks	4	#16 Tennessee	4/16/23
Strikeouts	6	Little Rock	4/12/23

### CAREER HIGHS

Category	High	Opponent (Last)	Date
Innings	5.0	UNLV	3/15/23
Longest Start	5.0	UNLV	3/15/23
Shortest Start	0.2	Alabama	4/2/23
Longest Relief	2.0	2x (at Missouri State)	4/25/23
Hits	6	UNLV	3/15/23
Runs	3	3x (Texas A&M)	4/29/23
Earned Runs	3	Omaha	3/28/23
Walks	4	#16 Tennessee	4/16/23
Strikeouts	6	Little Rock	4/12/23




## 45 GAGE WOOD

### SEASON HIGHS

Category	High	Opponent (Last)	Date
Innings	3.0	3x (at Mississippi State)	5/5/23
Longest Start	--	--	--
Shortest Start	--	--	--
Longest Relief	3.0	3x (at Mississippi State)	5/5/23
Hits	3	2x (at Ole Miss)	4/8/23
Runs	2	3x (at Georgia)	4/22/23
Earned Runs	2	2x (Alabama)	3/31/23
Walks	3	at Mississippi State	5/5/23
Strikeouts	6	#16 Tennessee	4/15/23

### CAREER HIGHS

Category	High	Opponent (Last)	Date
Innings	3.0	3x (at Mississippi State)	5/5/23
Longest Start	--	--	--
Shortest Start	--	--	--
Longest Relief	3.0	3x (at Mississippi State)	5/5/23
Hits	3	2x (at Ole Miss)	4/8/23
Runs	2	3x (at Georgia)	4/22/23
Earned Runs	2	2x (Alabama)	3/31/23
Walks	3	at Mississippi State	5/5/23
Strikeouts	6	#16 Tennessee	4/15/23




## 46 CHRISTIAN FOUTCH

### SEASON HIGHS

Category	High	Opponent (Last)	Date
Innings	2.0	2x (UCA)	4/18/23
Longest Start	--	--	--
Shortest Start	--	--	--
Longest Relief	2.0	2x (UCA)	4/18/23
Hits	6	Little Rock	4/12/23
Runs	4	Little Rock	4/12/23
Earned Runs	4	Little Rock	4/12/23
Walks	2	3x (Texas A&M)	4/28/23
Strikeouts	2	2x (UCA)	4/18/23

### CAREER HIGHS

Category	High	Opponent (Last)	Date
Innings	2.0	2x (UCA)	4/18/23
Longest Start	--	--	--
Shortest Start	--	--	--
Longest Relief	2.0	2x (UCA)	4/18/23
Hits	6	Little Rock	4/12/23
Runs	4	Little Rock	4/12/23
Earned Runs	4	Little Rock	4/12/23
Walks	2	2x (Texas A&M)	4/28/23
Strikeouts	2	2x (UCA)	4/18/23




## 49 CODY ADCOCK

### SEASON HIGHS

Category	High	Opponent (Last)	Date
Innings	6.0	Auburn	3/19/23
Longest Start	6.0	Auburn	3/19/23
Shortest Start	2.1	at #1 LSU	3/25/23
Longest Relief	3.1	Alabama	4/2/23
Hits	5	Little Rock	4/11/23
Runs	4	2x (at #1 LSU)	3/25/23
Earned Runs	4	2x (at #1 LSU)	3/25/23
Walks	3	2x (Texas A&M)	4/29/23
Strikeouts	6	Auburn	3/19/23

### CAREER HIGHS

Category	High	Opponent (Last)	Date
Innings	6.0	Auburn	3/19/23
Longest Start	6.0	Auburn	3/19/23
Shortest Start	2.0	Arkansas State	5/4/21
Longest Relief	3.1	Alabama	4/2/23
Hits	5	2x (Little Rock)	4/11/23
Runs	4	3x (at #1 LSU)	3/25/23
Earned Runs	4	2x (at #1 LSU)	3/25/23
Walks	3	2x (Texas A&M)	4/29/23
Strikeouts	6	Auburn	3/19/23




## 48 COOPER DOSSETT

### SEASON HIGHS

Category	High	Opponent (Last)	Date
Innings	1.0	Eastern Illinois	2/26/23
Longest Start	--	--	--
Shortest Start	--	--	--
Longest Relief	1.0	Eastern Illinois	2/26/23
Hits	2	vs. #15 TCU	2/18/23
Runs	4	vs. #15 TCU	2/18/23
Earned Runs	4	vs. #15 TCU	2/18/23
Walks	3	vs. #15 TCU	2/18/23
Strikeouts	2	vs. #15 TCU	2/18/23

### CAREER HIGHS

Category	High	Opponent (Last)	Date
Innings	1.0	Eastern Illinois	2/26/23
Longest Start	--	--	--
Shortest Start	--	--	--
Longest Relief	1.0	Eastern Illinois	2/26/23
Hits	2	vs. #15 TCU	2/18/23
Runs	4	vs. #15 TCU	2/18/23
Earned Runs	4	vs. #15 TCU	2/18/23
Walks	3	vs. #15 TCU	2/18/23
Strikeouts	2	vs. #15 TCU	2/18/23



## 55 JOSH HYNEMAN

### SEASON HIGHS

Category	High	Opponent (Last)	Date
Innings	--	--	--
Longest Start	--	--	--
Shortest Start	--	--	--
Longest Relief	--	--	--
Hits	--	--	--
Runs	--	--	--
Earned Runs	--	--	--
Walks	--	--	--
Strikeouts	--	--	--

### CAREER HIGHS

Category	High	Opponent (Last)	Date
Innings	--	--	--
Longest Start	--	--	--
Shortest Start	--	--	--
Longest Relief	--	--	--
Hits	--	--	--
Runs	--	--	--
Earned Runs	--	--	--
Walks	--	--	--
Strikeouts	--	--	--

# A ||| OVERALL STATISTICS

Record: 35-12 Home: 28-3 Away: 5-7 Neutral: 2-2 SEC: 16-7

Player	avg	gp-gs	ab	r	h	2b	3b	hr	rbi	tb	slg%	bb	hp	so	gdp	ob%	sf	sh	sb-att	po	a	e	fld%
Jace Bohrofen	.369	46-46	157	46	58	13	0	12	40	107	.682	26	15	42	1	.490	4	1	6-9	77	3	3	.964
Jared Wegner	.351	33-32	111	37	39	3	2	12	44	82	.739	27	3	30	1	.486	1	0	3-3	59	0	0	1.000
Kendall Diggs	.322	44-43	149	42	48	12	1	9	48	89	.597	36	5	32	4	.459	4	0	1-1	28	0	2	.933
Tavian Josenberger	.322	39-38	146	40	47	9	0	7	27	77	.527	28	2	33	0	.433	2	1	9-12	91	6	0	1.000
Caleb Cali	.319	37-32	116	27	37	5	0	8	28	66	.569	24	2	28	3	.441	1	0	3-5	22	62	5	.944
Brady Slavens	.273	44-40	154	33	42	10	2	7	36	77	.500	15	5	29	4	.350	3	0	5-5	273	21	1	.997
Peyton Stovall	.253	38-38	150	30	38	4	1	5	31	59	.393	15	5	27	1	.330	6	0	3-4	75	90	3	.982
John Bolton	.202	40-40	109	27	22	3	0	0	13	25	.229	23	6	34	4	.364	2	6	6-8	50	98	7	.955
-----																							
Ben McLaughlin	.345	19-15	55	10	19	3	1	1	9	27	.491	8	4	7	1	.463	0	0	0-0	20	0	0	1.000
Peyton Holt	.294	19-8	34	11	10	0	2	1	10	17	.500	3	1	9	2	.368	0	0	2-2	11	14	2	.926
Harold Coll	.257	25-15	70	13	18	7	0	3	20	34	.486	5	1	17	2	.312	1	0	1-2	22	31	1	.981
Reese Robinett	.250	13-5	24	7	6	0	0	2	7	12	.500	1	0	9	1	.280	0	0	0-0	20	5	0	1.000
Jayson Jones	.225	16-12	40	12	9	2	0	2	6	17	.425	14	1	12	2	.436	0	0	2-2	15	7	1	.957
Parker Rowland	.196	32-28	102	17	20	2	0	2	14	28	.275	15	0	39	5	.297	1	1	0-1	249	22	1	.996
Hunter Grimes	.185	15-5	27	8	5	0	1	0	7	7	.259	9	0	14	0	.368	2	2	0-0	16	1	1	.944
Hudson Polk	.170	22-19	53	9	9	1	0	2	7	16	.302	8	6	14	3	.338	1	0	0-2	160	6	1	.994
Mason Neville	.125	15-7	24	7	3	1	0	0	2	4	.167	4	1	17	0	.276	0	1	0-0	13	0	1	.929
Totals	.283	47	1521	376	430	75	10	73	349	744	.489	261	57	393	34	.401	28	12	41-56	1220	398	36	.978
Opponents	.263	47	1557	247	410	51	4	63	223	658	.423	209	44	414	33	.362	20	11	31-43	1159	352	52	.967

LOB - Team (346), Opp (374). DPs turned - Team (44), Opp (40). CI - Team (0), Opp (2). IBB - Team (1), Slavens 1, Opp (1).  
Picked off - Coll 1, Bolton 1, Bohrofen 1, Stovall 1, Rowland 1.

## (All games Sorted by Earned run avg)

Player	era	w-l	app	gs	cg	sho	sv	ip	h	r	er	bb	so	2b	3b	hr	b/avg	wp	hp	bks	sfa	sha
Hagen Smith	2.56	7-1	13	7	0	0/1	2	52.2	33	16	15	32	79	6	0	6	.181	2	5	0	0	3
Dylan Carter	3.65	6-0	16	0	0	0/0	2	37.0	37	16	15	11	26	3	0	4	.264	3	2	0	3	0
Hunter Hollan	3.79	6-2	11	11	0	0/0	0	57.0	56	28	24	22	48	6	1	9	.258	3	9	1	3	0
Cody Adcock	4.95	4-1	20	6	0	0/1	1	43.2	39	25	24	17	40	4	0	9	.242	4	5	0	1	1
Will McEntire	5.64	6-2	14	10	1	0/0	1	60.2	70	40	38	23	54	13	1	18	.290	2	1	1	1	0
-----																						
Sean Fitzpatrick	0.00	0-0	3	0	0	0/0	0	2.2	5	0	0	2	5	1	0	0	.385	2	0	0	0	0
Gage Wood	2.62	1-0	18	0	0	0/1	5	24.0	13	8	7	18	37	1	0	0	.159	8	5	0	2	1
Koty Frank	3.09	0-0	6	0	0	0/0	0	11.2	9	4	4	1	9	0	0	2	.214	1	0	0	0	1
Brady Tygart	3.86	2-0	6	2	0	0/0	1	9.1	6	5	4	3	11	0	0	2	.176	0	1	0	0	0
Parker Coil	5.59	0-0	11	3	0	0/0	1	19.1	25	13	12	8	17	2	0	4	.329	3	1	0	3	0
Ben Bybee	6.49	2-1	14	7	0	0/0	0	26.1	28	21	19	24	28	7	1	4	.272	3	3	0	2	1
Austin Ledbetter	6.58	0-1	13	0	0	0/1	1	26.0	39	22	19	13	19	3	0	2	.358	3	4	0	4	0
Christian Foutch	8.18	1-0	12	0	0	0/0	0	11.0	12	10	10	11	8	1	0	2	.273	2	5	0	0	0
Zack Morris	9.74	0-3	13	1	0	0/0	2	20.1	31	27	22	13	25	4	1	1	.333	1	2	1	0	3
Ben McLaughlin	16.88	0-1	3	0	0	0/0	0	2.2	5	5	5	4	4	0	0	0	.455	1	0	0	1	1
Cooper Dossett	21.60	0-0	2	0	0	0/0	0	1.2	2	4	4	4	3	0	0	0	.286	0	1	0	0	0
Jake Faherty	40.50	0-0	1	0	0	0/0	0	0.2	0	3	3	3	1	0	0	0	.000	0	0	2	0	0
Totals	4.96	35-12	47	47	1	1/1	16	406.2	410	247	224	209	414	51	4	63	.263	38	44	5	20	11
Opponents	7.76	12-35	47	47	0	0/0	2	386.1	430	376	333	261	393	75	10	73	.283	49	57	7	28	12

PB - Team (6), Polk 5, Rowland 1, Opp (7). Pickoffs - Team (5), Rowland 3, McEntire 1, Hollan 1, Opp (5). SBA/ATT - Rowland (16-23), Polk (15-18), Adcock (5-7), McEntire (3-6), Wood (5-5), Morris (4-4), Bybee (1-3), Tygart (3-3), Smith (2-3), Hollan (2-3), Coil (2-3), Foutch (2-2), Ledbetter (1-2), Frank (1-1), Carter (0-1).

Record: 16-7 Home: 11-1 Away: 5-6 SEC: 16-7

Player	avg	gp-gs	ab	r	h	2b	3b	hr	rbi	tb	slg%	bb	hp	so	gdp	ob%	sf	sh	sb-att	po	a	e	fld%
Caleb Cali	.381	19-18	63	17	24	4	0	6	20	46	.730	15	1	11	1	.500	1	0	2-2	14	36	2	.962
Jace Bohrofen	.346	23-23	81	20	28	6	0	5	14	49	.605	12	6	25	1	.460	1	1	3-6	41	2	3	.935
Kendall Diggs	.299	23-23	77	20	23	7	1	3	25	41	.532	21	2	22	2	.447	3	0	1-1	19	0	1	.950
Tavian Josenberger	.290	18-18	69	21	20	5	0	4	10	37	.536	10	1	18	0	.388	0	1	4-4	36	2	0	1.000
Brady Slavens	.213	23-22	80	15	17	2	2	5	19	38	.475	8	4	18	1	.305	3	0	3-3	156	10	0	1.000
Peyton Stovall	.193	21-21	83	12	16	1	0	2	14	23	.277	7	2	17	0	.263	3	0	0-1	42	61	2	.981
Parker Rowland	.185	19-18	65	9	12	0	0	0	3	12	.185	7	0	30	4	.264	0	0	0-1	155	16	0	1.000
John Bolton	.180	21-21	50	11	9	1	0	0	5	10	.200	12	3	20	3	.364	1	6	5-7	30	42	2	.973
-----																							
Ben McLaughlin	.333	11-11	36	6	12	1	1	1	7	18	.500	6	3	7	0	.467	0	0	0-0	0	0	0	.000
Jared Wegner	.286	13-12	42	9	12	0	0	4	11	24	.571	8	2	16	1	.423	0	0	0-0	27	0	0	1.000
Peyton Holt	.222	6-2	9	1	2	0	0	0	2	2	.222	0	0	3	0	.222	0	0	2-2	1	2	0	1.000
Hudson Polk	.200	6-5	15	2	3	1	0	1	2	7	.467	0	0	8	1	.188	1	0	0-0	35	1	0	1.000
Harold Coll	.188	12-7	32	3	6	2	0	0	3	8	.250	4	0	10	1	.278	0	0	0-1	9	9	1	.947
Mason Neville	.167	4-3	6	2	1	1	0	0	0	2	.333	1	1	5	0	.375	0	1	0-0	7	0	1	.875
Reese Robinett	.167	4-1	6	1	1	0	0	1	4	4	.667	0	0	4	0	.167	0	0	0-0	8	0	0	1.000
Hunter Grimes	.083	7-2	12	3	1	0	0	0	2	1	.083	3	0	9	0	.250	1	2	0-0	8	1	0	1.000
Jayson Jones	.000	2-0	1	0	0	0	0	0	0	0	.000	0	0	0	0	.000	0	0	0-0	0	0	0	.000
Totals	.257	23	727	152	187	31	4	32	141	322	.443	114	25	223	15	.370	14	11	20-28	596	197	13	.984
Opponents	.263	23	761	118	200	24	3	40	109	350	.460	100	23	194	18	.363	7	3	13-17	579	153	20	.973

LOB - Team (160), Opp (180). DPs turned - Team (23), Opp (17). IBB - Team (0), Opp (1). Picked off - Bohrofen 1, Coll 1, Bolton 1, Rowland 1.

### (SEC games only Sorted by Earned run avg)

Player	era	w-l	app	gs	cg	sho	sv	ip	h	r	er	bb	so	2b	3b	hr	b/avg	wp	hp	bks	sfa	sha
Hagen Smith	3.24	4-1	9	3	0	0/1	2	33.1	22	13	12	18	51	4	0	5	.190	1	5	0	0	2
Cody Adcock	3.86	2-0	8	3	0	0/1	0	21.0	14	9	9	7	20	0	0	3	.189	3	2	0	0	0
Dylan Carter	4.03	3-0	9	0	0	0/0	1	22.1	24	11	10	8	15	2	0	4	.276	2	1	0	1	0
Hunter Hollan	4.71	3-2	7	7	0	0/0	0	36.1	40	21	19	16	27	3	1	8	.280	2	5	1	1	0
Will McEntire	6.69	3-2	8	6	0	0/0	1	39.0	47	29	29	15	36	10	1	14	.303	2	1	1	1	0
-----																						
Brady Tygart	0.00	1-0	2	2	0	0/0	0	3.0	0	0	0	2	1	0	0	0	.000	0	0	0	0	0
Gage Wood	2.81	0-0	9	0	0	0/1	5	16.0	11	6	5	11	22	1	0	0	.190	5	4	0	1	1
Parker Coil	5.40	0-0	1	0	0	0/0	1	1.2	2	1	1	0	1	0	0	1	.333	0	0	0	0	0
Christian Foutch	6.35	0-0	7	0	0	0/0	0	5.2	6	4	4	5	4	0	0	1	.261	2	2	0	0	0
Austin Ledbetter	8.31	0-0	4	0	0	0/1	0	8.2	18	8	8	5	5	0	0	1	.450	3	1	0	2	0
Ben Bybee	9.39	0-1	5	2	0	0/0	0	7.2	9	9	8	10	6	4	0	2	.281	1	1	0	1	0
Zack Morris	11.25	0-1	4	0	0	0/0	0	4.0	7	7	5	3	6	0	1	1	.368	0	1	0	0	0
Totals	4.94	16-7	23	23	0	1/1	10	198.2	200	118	109	100	194	24	3	40	.263	21	23	2	7	3
Opponents	6.25	7-16	23	23	0	0/0	2	193.0	187	152	134	114	223	31	4	32	.257	17	25	0	14	11

PB - Team (2), Rowland 1, Polk 1, Opp (2). Pickoffs - Team (5), Rowland 3, McEntire 1, Hollan 1, Opp (4). SBA/ATT - Rowland (11-15), Adcock (4-4), McEntire (1-3), Wood (3-3), Smith (1-2), Polk (2-2), Carter (0-1), Foutch (1-1), Tygart (1-1), Morris (1-1), Hollan (1-1).

Score by innings	1	2	3	4	5	6	7	8	9	EX	Total
Arkansas	43	56	57	34	44	36	51	37	9	9	376
Opponents	21	21	30	36	23	44	31	19	18	4	247

## Record when ...

Overall	35-12	After 6 leading	28-1
Conference	16-7	..... trailing	1-10
Non-Conference	19-5	..... tied	6-1
Home games	28-3	After 7 leading	26-1
Away games	5-7	..... trailing	1-10
Neutral site	2-2	..... tied	2-0
Day games	24-5	After 8 leading	27-1
Night games	11-7	..... trailing	0-9
vs Left starter	12-4	..... tied	1-1
vs Right starter	23-8		
1-Run games	4-2	Hit 0 home runs	4-2
2-Run games	4-1	... 1 home run	14-7
5+Run games	19-6	... 2+ home runs	17-3
Extra innings	2-1		
Shutouts	1-0	Opponent 0 home runs	11-0
		..... 1 home run	15-4
Scoring 0-2 runs	0-2	..... 2+ HRs	9-8
..... 3-5 runs	5-7		
..... 6-9 runs	16-3	Made 0 errors	17-5
..... 10+ runs	14-0	.... 1 error	11-3
		.... 2+ errors	7-4
Opponent 0-2 runs	15-0		
..... 3-5 runs	13-0	Opp. made 0 errors	8-5
..... 6-9 runs	7-6	..... 1 error	18-4
..... 10+ runs	0-6	..... 2+ errors	9-3
Scored in 1st inning	13-5	Out-hit opponent	25-1
Opp. scored in 1st	9-4	Out-hit by opponent	7-11
Scores first	21-6	Hits are tied	3-0
Opp. scores first	14-6		

## Record when team scores:

Runs	0	1	2	3	4	5	6	7	8	9	10+
W-L	0-0	0-1	0-1	1-2	0-3	4-2	6-2	5-0	1-1	4-0	14-0

## Record when opponent scores:

Runs	0	1	2	3	4	5	6	7	8	9	10+
W-L	1-0	2-0	12-0	6-0	4-0	3-0	3-1	3-2	0-2	1-1	0-6

## Record when leading after:

Inn.	1	2	3	4	5	6	7	8
W-L	12-3	19-4	26-1	27-0	26-2	28-1	26-1	27-1

## Record when trailing after:

Inn.	1	2	3	4	5	6	7	8
W-L	5-2	6-3	6-5	5-8	4-7	1-10	1-10	0-9

## Record when tied after:

Inn.	1	2	3	4	5	6	7	8
W-L	18-7	10-5	3-6	3-4	5-3	6-1	2-0	1-1

Current winning streak: 2  
Longest winning streak: 15  
Longest losing streak: 4

Home attendance : 297240 ( 31 dates avg = 9588 )  
Away attendance : 162534 ( 16 dates avg = 10158 )  
Total attendance: 459774 ( 47 dates avg = 9782 )

<b>Multiple Hit Games</b>	<b>2</b>	<b>3</b>	<b>4</b>	<b>5+</b>	<b>Total</b>
Jace Bohrofen	15	4	-	-	19
Tavian Josenberger	15	1	-	-	16
Caleb Cali	9	2	-	-	11
Jared Wegner	9	2	-	-	11
Kendall Diggs	7	4	-	-	11
Peyton Stovall	6	4	-	-	10
Brady Slavens	9	1	-	-	10
Ben McLaughlin	7	-	-	-	7
Harold Coll	3	1	-	-	4
John Bolton	3	1	-	-	4
Parker Rowland	4	-	-	-	4
Peyton Holt	3	-	-	-	3
Jayson Jones	2	-	-	-	2
Hunter Grimes	1	-	-	-	1
Reese Robinett	1	-	-	-	1
TEAM	94	20	0	0	114

<b>Multiple RBI Games</b>	<b>2</b>	<b>3</b>	<b>4</b>	<b>5+</b>	<b>Total</b>
Jared Wegner	7	6	-	1	14
Jace Bohrofen	11	2	1	-	14
Kendall Diggs	7	2	3	1	13
Caleb Cali	7	2	-	1	10
Brady Slavens	6	1	2	1	10
Tavian Josenberger	8	1	-	-	9
Peyton Stovall	5	1	2	-	8
Harold Coll	1	3	1	-	5
Ben McLaughlin	3	-	-	-	3
Parker Rowland	3	-	-	-	3
John Bolton	3	-	-	-	3
Peyton Holt	3	-	-	-	3
Reese Robinett	1	1	-	-	2
Jayson Jones	2	-	-	-	2
Hudson Polk	2	-	-	-	2
Hunter Grimes	-	1	-	-	1
TEAM	69	20	9	4	102

<b>Hitting Streaks</b>	<b>Longest</b>	<b>Current</b>
Jared Wegner	14	-
Kendall Diggs	13	2
Caleb Cali	13	2
Jace Bohrofen	8	2
Peyton Stovall	7	-
Ben McLaughlin	6	5
Tavian Josenberger	6	-
Brady Slavens	6	3
John Bolton	4	1
Jayson Jones	4	-
Hunter Grimes	4	-
Harold Coll	3	1
Parker Rowland	3	-
Reese Robinett	3	-
Hudson Polk	2	1
Peyton Holt	2	1
Mason Neville	1	1

<b>Reached Base Streaks</b>	<b>Longest</b>	<b>Current</b>
Kendall Diggs	34	3
Jace Bohrofen	20	6
Jared Wegner	18	6
John Bolton	18	4
Caleb Cali	18	18
Ben McLaughlin	16	16
Tavian Josenberger	15	-
Brady Slavens	13	13
Peyton Stovall	12	-
Hunter Grimes	8	-
Harold Coll	6	1
Jayson Jones	4	2
Hudson Polk	4	1
Parker Rowland	4	2
Reese Robinett	3	-
Peyton Holt	3	1
Mason Neville	1	1

## Starting Lineup By Position (Team W-L record when starter)

PITCHER:		
Hunter Hollan	11	(8-3)
Will McEntire	10	(7-3)
Ben Bybee	7	(6-1)
Hagen Smith	7	(5-2)
Cody Adcock	6	(4-2)
Parker Coil	3	(2-1)
Brady Tygart	2	(2-0)
Zack Morris	1	(1-0)
CATCHER:		
Parker Rowland	28	(25-3)
Hudson Polk	19	(10-9)
FIRST BASE:		
Brady Slavens	38	(28-10)
Jayson Jones	3	(2-1)
Ben McLaughlin	3	(2-1)
Reese Robinett	3	(3-0)
SECOND BASE:		
Peyton Stovall	38	(28-10)
Peyton Holt	6	(5-1)
Harold Coll	2	(1-1)
Jayson Jones	1	(1-0)
THIRD BASE:		
Caleb Cali	32	(23-9)
Harold Coll	6	(5-1)
Jayson Jones	4	(3-1)
Reese Robinett	2	(1-1)
Peyton Holt	2	(2-0)
Brady Slavens	1	(1-0)
SHORTSTOP:		
John Bolton	40	(30-10)
Harold Coll	7	(5-2)
LEFT FIELD:		
Jared Wegner	31	(25-6)
Jace Bohrofen	7	(4-3)
Mason Neville	5	(4-1)
Hunter Grimes	3	(2-1)
Brady Slavens	1	(0-1)
CENTER FIELD:		
Tavian Josenberger	38	(28-10)
Jace Bohrofen	7	(5-2)
Mason Neville	1	(1-0)
Jared Wegner	1	(1-0)
RIGHT FIELD:		
Jace Bohrofen	30	(23-7)
Kendall Diggs	15	(10-5)
Hunter Grimes	2	(2-0)
DESIGNATED HITTER:		
Kendall Diggs	28	(22-6)
Ben McLaughlin	12	(8-4)
Jayson Jones	4	(3-1)
Jace Bohrofen	2	(2-0)
Mason Neville	1	(0-1)

## Starting Lineup By Lineup Spot (Team W-L record when starter)

LEADOFF:		
Tavian Josenberger	38	(28-10)
Kendall Diggs	8	(6-2)
Hunter Grimes	1	(1-0)
2ND SPOT:		
Peyton Stovall	32	(25-7)
Jace Bohrofen	7	(4-3)
Jared Wegner	3	(3-0)
Kendall Diggs	2	(2-0)
Hunter Grimes	2	(1-1)
Ben McLaughlin	1	(0-1)
3RD SPOT:		
Jared Wegner	27	(22-5)
Jace Bohrofen	9	(6-3)
Caleb Cali	7	(4-3)
Ben McLaughlin	2	(2-0)
Peyton Stovall	1	(0-1)
Brady Slavens	1	(1-0)
CLEANUP:		
Brady Slavens	23	(19-4)
Jace Bohrofen	11	(9-2)
Kendall Diggs	6	(4-2)
Ben McLaughlin	3	(0-3)
Caleb Cali	2	(1-1)
Harold Coll	1	(1-0)
Jayson Jones	1	(1-0)
5TH SPOT:		
Jace Bohrofen	14	(11-3)
Kendall Diggs	10	(6-4)
Caleb Cali	6	(6-0)
Peyton Stovall	4	(3-1)
Ben McLaughlin	4	(3-1)
Brady Slavens	4	(3-1)
Jared Wegner	2	(1-1)
Harold Coll	1	(0-1)
Reese Robinett	1	(1-0)
Jayson Jones	1	(1-0)
6TH SPOT:		
Kendall Diggs	14	(12-2)
Caleb Cali	9	(5-4)
Jace Bohrofen	5	(4-1)
Brady Slavens	4	(3-1)
Jayson Jones	4	(2-2)
Ben McLaughlin	2	(2-0)
Harold Coll	2	(2-0)
Reese Robinett	2	(1-1)
Mason Neville	2	(2-0)
Hunter Grimes	2	(2-0)
Peyton Stovall	1	(0-1)
7TH SPOT:		
Harold Coll	8	(6-2)
Caleb Cali	8	(7-1)
Peyton Holt	7	(6-1)
Brady Slavens	6	(2-4)
Jayson Jones	5	(4-1)
Kendall Diggs	3	(2-1)
Ben McLaughlin	3	(3-0)
Hudson Polk	2	(0-2)
Mason Neville	2	(2-0)
Reese Robinett	2	(2-0)
Parker Rowland	1	(1-0)
8TH SPOT:		
Parker Rowland	26	(23-3)
Hudson Polk	12	(6-5)

## STARTERS SUMMARY

Player	GS	Position											Batting Order								
		p	c	1b	2b	3b	ss	lf	cf	rf	of	dh	1st	2nd	3rd	4th	5th	6th	7th	8th	9th
Jace Bohrofen	46	.	.	.	.	.	.	7	7	30	.	2	.	7	9	11	14	5	.	.	.
Kendall Diggs	43	.	.	.	.	.	.	.	.	15	.	28	8	2	.	6	10	14	3	.	.
John Bolton	40	.	.	.	.	.	40	.	.	.	.	.	.	.	.	.	.	.	.	.	40
Brady Slavens	40	.	.	38	.	1	.	1	.	.	.	.	.	.	1	23	4	4	6	2	.
Tavian Josenberge	38	.	.	.	.	.	.	.	38	.	.	.	38	.	.	.	.	.	.	.	.
Peyton Stovall	38	.	.	.	38	.	.	.	.	.	.	.	.	32	1	.	4	1	.	.	.
Jared Wegner	32	.	.	.	.	.	.	31	1	.	.	.	.	3	27	.	2	.	.	.	.
Caleb Cali	32	.	.	.	.	32	.	.	.	.	.	.	.	.	7	2	6	9	8	.	.
Parker Rowland	28	.	28	.	.	.	.	.	.	.	.	.	.	.	.	.	.	.	1	26	1
Hudson Polk	19	.	19	.	.	.	.	.	.	.	.	.	.	.	.	.	.	.	2	13	4
Harold Coll	15	.	.	.	2	6	7	.	.	.	.	.	.	.	.	1	1	2	8	2	1
Ben McLaughlin	15	.	.	3	.	.	.	.	.	.	.	12	.	1	2	3	4	2	3	.	.
Jayson Jones	12	.	.	3	1	4	.	.	.	.	.	4	.	.	.	1	1	4	5	1	.
Hunter Hollan	11	11	.	.	.	.	.	.	.	.	.	.	.	.	.	.	.	.	.	.	.
Will McEntire	10	10	.	.	.	.	.	.	.	.	.	.	.	.	.	.	.	.	.	.	.
Peyton Holt	8	.	.	.	6	2	.	.	.	.	.	.	.	.	.	.	.	.	7	1	.
Ben Bybee	7	7	.	.	.	.	.	.	.	.	.	.	.	.	.	.	.	.	.	.	.
Mason Neville	7	.	.	.	.	.	.	5	1	.	.	1	.	.	.	.	.	2	2	2	1
Hagen Smith	7	7	.	.	.	.	.	.	.	.	.	.	.	.	.	.	.	.	.	.	.
Cody Adcock	6	6	.	.	.	.	.	.	.	.	.	.	.	.	.	.	.	.	.	.	.
Reese Robinett	5	.	.	3	.	2	.	.	.	.	.	.	.	.	.	.	1	2	2	.	.
Hunter Grimes	5	.	.	.	.	.	.	3	.	2	.	.	1	2	.	.	.	2	.	.	.
Parker Coil	3	3	.	.	.	.	.	.	.	.	.	.	.	.	.	.	.	.	.	.	.
Brady Tygart	2	2	.	.	.	.	.	.	.	.	.	.	.	.	.	.	.	.	.	.	.
Zack Morris	1	1	.	.	.	.	.	.	.	.	.	.	.	.	.	.	.	.	.	.	.



# ||| INDIVIDUAL GAME-BY-GAME

## #49 Cody Adcock - 3 games (All games)

Date	Opponent	Pos	AB	R	H	RBI	2B	3B	HR	BB	SB	CS	HBP	SAC	SF	GDP	K	PO	A	E	Avg
Mar 01	ILLINOIS STATE	p	0	0	0	0	0	0	0	0	0	0	0	0	0	0	0	0	1	0	.000
Mar 05	WRIGHT STATE	p	0	0	0	0	0	0	0	0	0	0	0	0	0	0	0	1	0	0	.000
Apr 18	UCA	*p	0	0	0	0	0	0	0	0	0	0	0	0	0	0	0	0	1	0	.000
Totals		1gs	0	0	0	0	0	0	0	0	0	0	0	0	0	0	0	1	2	0	.000

On base pct. .000 • Slugging pct. .000

## #49 Cody Adcock - 20 appearances (All games)

Date	Opponent	GS	IP	H	R	ER	BB	SO	2B	3B	HR	WP	BK	HBP	IBB	Score	W-L	Sv	ERA	NP
Feb 17	vs Texas		1.0	2	2	2	0	2	1	0	1	0	0	0	0	3-2	1-0	0	18.00	28
Feb 19	vs Oklahoma State		1.0	0	0	0	0	1	0	0	0	0	0	0	0	18-1	1-0	0	9.00	17
Feb 24	EASTERN ILLINOI		0.1	1	0	0	0	1	0	0	0	0	0	0	0	13-2	1-0	0	7.71	9
Feb 26	EASTERN ILLINOI		1.1	4	4	4	0	2	1	0	2	0	0	0	0	3-12	1-1	0	14.73	28
Mar 01	ILLINOIS STATE		2.0	1	0	0	1	2	0	0	0	0	0	0	0	10-9	1-1	0	9.53	35
Mar 05	WRIGHT STATE		2.2	3	1	1	0	1	0	0	0	0	0	1	0	6-2	1-1	1	7.56	41
Mar 10	LOUISIANA TECH		1.0	3	2	2	1	2	0	0	1	0	0	0	0	7-4	1-1	1	8.68	26
Mar 12	LOUISIANA TECH		2.0	2	3	2	1	2	0	0	1	0	0	0	0	15-6	1-1	1	8.74	35
Mar 14	UNLV		1.1	1	0	0	1	1	0	0	0	0	0	0	0	13-7	1-1	1	7.82	35
Mar 19	AUBURN	*	6.0	1	0	0	1	6	0	0	0	0	0	0	0	5-0	2-1	1	5.30	82
Mar 25	at LSU-2	*	2.1	3	4	4	1	2	0	0	1	1	0	1	0	5-14	2-1	1	6.43	44
Apr 01	ALABAMA		0.1	0	0	0	0	1	0	0	0	0	0	0	0	9-6	2-1	1	6.33	6
Apr 02	ALABAMA		3.1	3	1	1	1	3	0	0	1	0	0	0	0	5-4	2-1	1	5.84	53
Apr 07	at Ole Miss-2		1.0	2	3	3	1	1	0	0	1	1	0	0	0	4-7	2-1	1	6.66	24
Apr 11	LITTLE ROCK	*	4.0	5	2	2	3	1	0	0	0	1	0	0	0	21-5	3-1	1	6.37	70
Apr 18	UCA	*	4.0	1	1	1	1	3	1	0	0	0	0	2	0	6-3	3-1	1	5.88	52
Apr 21	at Georgia		3.0	4	1	1	0	2	0	0	0	0	0	0	0	3-7	3-1	1	5.65	42
Apr 25	at Missouri State	*	2.0	2	1	1	2	2	1	0	1	0	0	0	0	4-8	3-1	1	5.59	45
Apr 29	TEXAS A&M	*	4.0	1	0	0	3	4	0	0	0	1	0	1	0	8-7	4-1	1	5.06	72
May 05	at Mississippi State		1.0	0	0	0	0	1	0	0	0	0	0	0	0	6-2	4-1	1	4.95	13
Totals		6	43.2	39	25	24	17	40	4	0	9	4	0	5	0	164-10	4-1	1	4.95	-

## #8 Jace Bohrofen - 46 games (All games)

Date	Opponent	Pos	AB	R	H	RBI	2B	3B	HR	BB	SB	CS	HBP	SAC	SF	GDP	K	PO	A	E	Avg
Feb 17	vs Texas	*of	3	1	1	0	0	0	0	1	0	0	0	0	0	0	1	0	0	0	.333
Feb 18	vs TCU	*of	3	0	0	0	0	0	0	0	0	0	0	0	0	0	2	4	0	0	.167
Feb 19	vs Oklahoma State	*of	3	2	2	0	0	0	0	1	0	0	0	0	0	0	1	0	0	0	.333
Feb 21	GRAMBLING	*of	2	1	1	2	1	0	0	1	0	0	0	0	1	0	1	3	0	0	.364
Feb 24	EASTERN ILLINOI	*of	1	1	1	0	0	0	0	2	2	0	1	0	0	0	0	1	0	0	.417
Feb 25	EASTERN ILLINOI	*of	4	2	3	2	2	0	0	1	0	0	0	0	0	0	0	1	0	0	.500
Feb 26	EASTERN ILLINOI	*of	4	1	1	1	0	0	1	0	0	0	0	0	0	0	1	4	1	0	.450
Mar 01	ILLINOIS STATE	*of	4	1	0	0	0	0	0	1	0	0	1	0	0	0	1	1	0	0	.375
Mar 03	WRIGHT STATE	*of	2	0	0	0	0	0	0	1	0	0	1	0	0	0	2	1	0	0	.346
Mar 04	WRIGHT STATE	*of	3	1	2	1	1	0	0	1	0	0	0	0	0	0	0	1	0	0	.379
Mar 05	WRIGHT STATE	*of	4	1	3	3	0	0	1	0	0	0	0	0	0	0	0	1	0	0	.424
Mar 07	ARMY	*of	3	2	2	1	0	0	1	0	0	0	1	0	0	0	1	3	0	0	.444
Mar 10	LOUISIANA TECH	*of	3	1	2	2	0	0	1	1	0	0	1	0	0	0	0	2	0	0	.462
Mar 11	LOUISIANA TECH	*of	4	1	1	1	0	0	1	0	0	0	0	0	0	0	1	3	0	0	.442
Mar 12	LOUISIANA TECH	*of	4	2	2	2	1	0	0	1	0	0	0	0	0	0	0	3	0	0	.447
Mar 14	UNLV	*of	5	2	2	2	1	0	0	0	0	0	0	0	0	0	2	2	0	0	.442
Mar 15	UNLV	*dh	3	1	1	0	0	0	0	1	0	0	0	0	0	0	0	0	0	0	.436
Mar 17	AUBURN	*of	3	1	0	0	0	0	0	1	0	0	0	0	0	0	1	3	0	0	.414
Mar 18	AUBURN	*of	4	0	0	0	0	0	0	0	0	0	0	0	0	0	2	3	0	0	.387
Mar 19	AUBURN	*of	2	1	2	0	0	0	0	0	0	1	2	0	0	0	0	1	0	0	.406
Mar 24	at LSU	*of	4	1	1	0	0	0	0	0	0	1	1	0	0	0	3	2	0	0	.397
Mar 25	at LSU-1	*of	1	0	0	0	0	0	0	1	0	0	1	0	0	0	0	2	0	0	.391
Mar 25	at LSU-2	*of	3	2	2	0	1	0	0	2	0	0	0	0	0	0	0	2	0	0	.403
Mar 28	OMAHA	*of	3	1	2	3	0	0	0	0	0	0	1	0	1	0	0	2	0	0	.413
Mar 31	ALABAMA	*of	4	0	1	0	0	0	0	0	0	0	0	0	0	0	1	0	1	0	.405
Apr 01	ALABAMA	*of	2	2	2	2	0	0	1	2	0	0	0	0	0	0	0	2	0	0	.420
Apr 02	ALABAMA	*of	3	0	0	0	0	0	0	1	0	0	0	0	0	1	0	3	0	1	.405
Apr 07	at Ole Miss-1	*of	4	3	2	1	0	0	0	1	1	0	0	0	0	0	0	1	0	0	.409
Apr 07	at Ole Miss-2	*of	4	1	1	0	0	0	0	1	0	0	0	0	0	0	1	0	0	0	.402
Apr 08	at Ole Miss	*of	4	1	2	0	1	0	0	0	0	0	0	0	0	0	1	2	0	0	.406
Apr 11	LITTLE ROCK	*dh	2	3	2	4	0	0	1	1	0	0	0	0	1	0	0	0	0	0	.418
Apr 12	LITTLE ROCK	*of	4	1	2	2	1	0	1	0	0	0	1	0	0	0	0	1	0	0	.422
Apr 14	TENNESSEE	*of/of	4	1	1	1	0	0	1	0	0	0	0	0	0	0	2	2	0	1	.415
Apr 15	TENNESSEE	*of	3	1	1	2	0	0	1	0	2	0	1	0	0	0	0	3	0	0	.413
Apr 16	TENNESSEE	*of	3	1	0	0	0	0	0	1	0	0	0	0	0	0	3	3	0	0	.402
Apr 18	UCA	*of	4	0	0	0	0	0	0	0	0	0	1	0	0	0	1	1	0	0	.388
Apr 20	at Georgia	*of	5	1	1	0	0	0	0	0	0	0	0	0	0	0	2	0	0	0	.380
Apr 21	at Georgia	*of	3	0	1	1	1	0	0	0	0	1	0	0	1	0	0	1	1	0	.379
Apr 22	at Georgia	*of/of	5	0	1	0	0	0	0	0	0	0	0	0	0	0	3	2	0	0	.372
Apr 25	at Missouri State	*of	4	0	0	0	0	0	0	0	0	0	0	0	0	0	1	2	0	0	.361
Apr 27	TEXAS A&M	*of	4	1	3	2	1	0	1	1	0	0	0	0	0	0	0	2	0	0	.372
Apr 28	TEXAS A&M	*of	5	0	3	2	1	0	0	0	0	0	0	0	0	0	2	3	0	0	.380
Apr 29	TEXAS A&M	*of	3	1	2	1	0	0	0	0	0	0	1	0	0	0	1	1	0	0	.386
May 02	vs Lipscomb	*of	4	1	0	0	0	0	0	1	1	0	1	0	0	0	2	0	0	0	.376
May 05	at Mississippi State	*of	5	1	1	2	0	0	1	0	0	0	0	0	0	0	3	1	0	0	.370
May 06	at Mississippi State	*of	3	1	1	0	1	0	0	1	0	0	0	1	0	0	0	2	0	1	.369
Totals		46gs	157	46	58	40	13	0	12	26	6	3	15	1	4	1	42	77	3	3	.369

On base pct. .490 • Slugging pct. .682



# ||| INDIVIDUAL GAME-BY-GAME

## #9 John Bolton - 40 games (All games)

Date	Opponent	Pos	AB	R	H	RBI	2B	3B	HR	BB	SB	CS	HBP	SAC	SF	GDP	K	PO	A	E	Avg
Feb 17	vs Texas	*ss	4	0	2	1	1	0	0	0	0	0	0	0	0	0	1	2	4	0	.500
Feb 18	vs TCU	*ss	4	0	1	0	0	0	0	0	0	0	0	0	0	0	1	1	6	0	.375
Feb 19	vs Oklahoma State	*ss	3	1	1	2	0	0	0	0	0	0	0	0	1	0	2	0	2	0	.364
Feb 21	GRAMBLING	*ss	3	1	0	0	0	0	0	0	0	0	1	0	0	0	0	1	3	0	.286
Feb 24	EASTERN ILLINOI	*ss	4	2	2	0	0	0	0	0	0	0	0	0	0	0	0	0	2	0	.333
Feb 25	EASTERN ILLINOI	*ss	5	1	1	0	0	0	0	0	0	0	0	0	0	0	0	1	3	0	.304
Feb 26	EASTERN ILLINOI	*ss	3	1	1	1	1	0	0	0	0	0	0	0	0	0	1	0	1	0	.308
Mar 01	ILLINOIS STATE	*ss	5	0	1	0	0	0	0	0	0	0	0	0	0	0	2	1	7	2	.290
Mar 04	WRIGHT STATE	*ss	3	1	0	1	0	0	0	1	0	0	1	0	0	0	1	2	3	0	.265
Mar 05	WRIGHT STATE	*ss	3	1	1	1	0	0	0	1	1	0	0	0	0	0	0	0	2	0	.270
Mar 07	ARMY	*ss	2	0	0	0	0	0	0	1	0	0	0	0	0	0	0	0	4	0	.256
Mar 10	LOUISIANA TECH	*ss	2	0	0	0	0	0	0	2	0	0	0	0	0	0	1	0	5	0	.244
Mar 11	LOUISIANA TECH	*ss	2	1	0	0	0	0	0	1	0	0	0	0	0	0	0	1	0	0	.233
Mar 12	LOUISIANA TECH	*ss	3	3	2	0	0	0	0	1	0	0	1	0	0	0	1	1	3	0	.261
Mar 14	UNLV	*ss	4	1	0	0	0	0	0	1	0	0	0	0	0	0	2	1	2	1	.240
Mar 15	UNLV	*ss	3	1	0	0	0	0	0	1	0	0	0	0	0	0	1	4	2	1	.226
Mar 17	AUBURN	*ss	3	1	1	0	1	0	0	0	0	0	1	0	0	0	2	1	2	0	.232
Mar 18	AUBURN	*ss	3	1	1	1	0	0	0	0	0	0	0	0	1	0	1	2	5	0	.237
Mar 19	AUBURN	*ss	3	0	0	0	0	0	0	0	0	0	0	0	0	1	1	3	1	0	.226
Mar 24	at LSU	*ss	2	0	0	0	0	0	0	1	0	0	0	0	0	0	2	0	0	0	.219
Mar 25	at LSU-1	*ss	3	0	0	0	0	0	0	0	0	0	0	0	0	0	1	3	2	0	.209
Mar 25	at LSU-2	*ss	2	0	0	0	0	0	0	0	0	0	0	0	0	0	2	3	0	1	.203
Mar 28	OMAHA	*ss	2	2	1	2	0	0	0	1	0	0	0	0	0	1	0	0	1	0	.211
Mar 31	ALABAMA	*ss	1	0	0	0	0	0	0	0	0	0	0	0	0	0	0	1	1	0	.208
Apr 01	ALABAMA	*ss	2	0	0	0	0	0	0	0	0	0	0	1	0	0	2	0	2	0	.203
Apr 07	at Ole Miss-1	*ss	4	1	1	0	0	0	0	1	1	0	0	0	0	0	0	1	2	0	.205
Apr 07	at Ole Miss-2	*ss	2	0	0	0	0	0	0	0	0	0	1	0	0	0	1	2	3	0	.200
Apr 08	at Ole Miss	*ss	4	1	0	0	0	0	0	0	0	0	0	0	0	0	1	1	1	0	.190
Apr 14	TENNESSEE	*ss	3	1	0	0	0	0	0	0	1	0	0	0	0	0	1	0	3	0	.184
Apr 15	TENNESSEE	*ss	2	1	0	0	0	0	0	1	1	0	1	0	0	0	2	4	3	0	.180
Apr 16	TENNESSEE	*ss	3	1	1	0	0	0	0	1	0	1	0	0	0	1	1	1	2	0	.185
Apr 20	at Georgia	*ss	1	0	0	0	0	0	0	0	0	0	0	0	0	0	0	1	2	1	.183
Apr 22	at Georgia	*ss	2	0	0	1	0	0	0	1	0	0	0	1	0	0	1	0	2	0	.179
Apr 25	at Missouri State	*ss	2	0	0	0	0	0	0	0	0	0	0	0	0	0	1	3	4	0	.175
Apr 27	TEXAS A&M	*ss	2	1	1	1	0	0	0	3	1	0	0	0	0	1	0	2	1	0	.182
Apr 28	TEXAS A&M	*ss	2	0	0	0	0	0	0	0	0	0	0	2	0	0	2	1	1	0	.178
Apr 29	TEXAS A&M	*ss	3	1	3	2	0	0	0	0	0	1	0	1	0	0	0	2	5	0	.202
May 02	vs Lipscomb	*ss	2	0	0	0	0	0	0	1	0	0	0	0	0	0	0	2	2	1	.198
May 05	at Mississippi State	*ss	2	0	0	0	0	0	0	2	0	0	0	0	0	0	0	1	2	0	.194
May 06	at Mississippi State	*ss	1	2	1	0	0	0	0	2	1	0	0	1	0	0	0	1	2	0	.202
Totals		40gs	109	27	22	13	3	0	0	23	6	2	6	6	2	4	34	50	98	7	.202

On base pct. .364 • Slugging pct. .229

## #40 Ben Bybee - 2 games (All games)

Date	Opponent	Pos	AB	R	H	RBI	2B	3B	HR	BB	SB	CS	HBP	SAC	SF	GDP	K	PO	A	E	Avg
Mar 15	UNLV	*p	0	0	0	0	0	0	0	0	0	0	0	0	0	0	0	1	0	0	.000
Apr 25	at Missouri State	p	0	0	0	0	0	0	0	0	0	0	0	0	0	0	0	1	0	0	.000
Totals		1gs	0	0	0	0	0	0	0	0	0	0	0	0	0	0	0	2	0	0	.000

On base pct. .000 • Slugging pct. .000

## #40 Ben Bybee - 14 appearances (All games)

Date	Opponent	GS	IP	H	R	ER	BB	SO	2B	3B	HR	WP	BK	HBP	IBB	Score	W-L	Sv	ERA	NP
Feb 18	vs TCU		0.1	0	0	0	0	1	0	0	0	0	0	1	0	6-18	0-0	0	0.00	6
Feb 21	GRAMBLING	*	2.0	2	2	2	2	3	0	0	1	0	0	0	0	9-7	0-0	0	7.71	46
Mar 04	WRIGHT STATE		0.1	1	0	0	0	0	0	1	0	0	0	0	0	12-6	0-0	0	6.75	12
Mar 15	UNLV	*	5.0	6	0	0	1	3	2	0	0	0	0	1	0	5-2	1-0	0	2.35	63
Mar 21	SEMO	*	4.0	1	1	1	3	5	0	0	1	0	0	0	0	12-2	2-0	0	2.31	73
Mar 25	at LSU-2		2.0	1	0	0	1	1	0	0	0	0	0	0	0	5-14	2-0	0	1.98	27
Mar 28	OMAHA	*	2.0	3	3	3	3	1	1	0	0	1	0	0	0	16-3	2-0	0	3.45	43
Apr 02	ALABAMA	*	0.2	2	2	2	3	0	1	0	0	0	0	0	0	5-4	2-0	0	4.41	24
Apr 12	LITTLE ROCK	*	3.0	4	3	2	2	6	0	0	0	1	0	0	0	4-11	2-0	0	4.66	63
Apr 16	TENNESSEE	*	3.1	1	2	2	4	3	1	0	0	0	0	1	0	7-2	2-0	0	4.76	56
Apr 22	at Georgia		0.0	2	2	2	0	0	0	0	2	0	0	0	0	8-9	2-1	0	5.56	5
Apr 25	at Missouri State		2.0	0	0	0	1	3	0	0	0	0	0	0	0	4-8	2-1	0	5.11	28
Apr 29	TEXAS A&M		1.2	3	3	2	2	2	2	0	0	1	0	0	0	8-7	2-1	0	5.47	46
May 02	vs Lipscomb		0.0	2	3	3	2	0	0	0	0	0	0	0	0	6-8	2-1	0	6.49	15
Totals		7	26.1	28	21	19	24	28	7	1	4	3	0	3	0	107-10	2-1	0	6.49	-

## #6 Caleb Cali - 37 games (All games)

Date	Opponent	Pos	AB	R	H	RBI	2B	3B	HR	BB	SB	CS	HBP	SAC	SF	GDP	K	PO	A	E	Avg
Feb 17	vs Texas	*3b	5	0	0	0	0	0	0	0	0	0	0	0	0	1	4	1	0	1	.000
Feb 18	vs TCU	*3b	3	0	0	0	0	0	0	0	0	0	0	0	0	0	3	0	2	0	.000
Feb 21	GRAMBLING	3b	0	0	0	0	0	0	0	0	0	0	0	0	0	0	0	0	0	0	.000
Feb 24	EASTERN ILLINOI	ph	0	1	0	0	0	0	0	1	0	0	0	0	0	0	0	0	0	0	.000
Feb 25	EASTERN ILLINOI	*3b	2	1	0	0	0	0	0	1	0	0	0	0	0	0	0	0	1	0	.000
Mar 01	ILLINOIS STATE	*3b	4	1	1	2	0	0	1	1	0	0	0	0	0	0	1	0	3	0	.071
Mar 03	WRIGHT STATE	*3b	4	1	2	2	1	0	1	0	0	0	0	0	0	0	1	0	2	0	.167
Mar 04	WRIGHT STATE	*3b/1	4	1	2	2	0	0	0	1	0	1	0	0	0	1	1	0	1	0	.227
Mar 05	WRIGHT STATE	*3b	3	1	0	0	0	0	0	1	0	0	0	0	0	0	2	3	4	1	.200
Mar 07	ARMY	*3b	3	0	1	0	0	0	0	1	0	0	0	0	0	0	2	0	5	0	.214
Mar 10	LOUISIANA TECH	*3b	3	0	1	0	0	0	0	1	0	1	1	0	0	0	0	0	1	0	.226
Mar 12	LOUISIANA TECH	3b	1	0	0	0	0	0	0	0	0	0	0	0	0	0	0	0	0	0	.219
Mar 21	SEMO	*3b	4	1	1	0	0	0	0	0	0	0	0	0	0	0	1	0	4	0	.222
Mar 24	at LSU	3b	0	0	0	0	0	0	0	0	0	0	0	0	0	0	0	0	0	0	.222
Mar 25	at LSU-2	*3b	4	0	1	3	1	0	0	1	0	0	0	0	0	0	2	1	1	1	.225
Mar 28	OMAHA	ph	1	0	0	0	0	0	0	0	0	0	0	0	0	0	0	0	0	0	.220
Mar 31	ALABAMA	*3b	3	0	0	0	0	0	0	1	0	0	0	0	0	0	0	1	2	1	.205
Apr 01	ALABAMA	*3b	4	1	1	2	0	0	1	0	0	0	0	0	0	0	0	0	2	0	.208
Apr 02	ALABAMA	*3b	4	0	0	0	0	0	0	0	0	0	0	0	0	0	1	2	2	0	.192
Apr 07	at Ole Miss-1	*3b	5	1	2	2	1	0	1	0	0	0	0	0	0	0	2	2	2	0	.211
Apr 07	at Ole Miss-2	*3b	3	0	0	0	0	0	0	2	0	0	0	0	0	0	1	0	2	0	.200
Apr 08	at Ole Miss	*3b	3	3	2	1	0	0	1	1	1	0	0	0	0	0	0	0	4	0	.222
Apr 11	LITTLE ROCK	*3b	3	1	2	2	0	0	0	0	0	0	0	0	0	0	1	0	0	0	.242
Apr 14	TENNESSEE	*3b	3	0	1	0	0	0	0	0	0	0	1	0	0	0	2	0	2	0	.246
Apr 15	TENNESSEE	*3b	3	1	1	1	0	0	0	1	0	0	0	0	0	0	0	0	2	0	.250
Apr 16	TENNESSEE	*3b	4	0	1	1	0	0	0	0	0	0	0	0	0	0	0	2	5	0	.250
Apr 18	UCA	*3b	5	2	2	0	0	0	0	0	0	0	0	0	0	0	0	0	1	0	.259
Apr 20	at Georgia	*3b	4	0	2	2	1	0	0	0	0	0	0	0	1	0	0	1	4	0	.271
Apr 21	at Georgia	*3b	3	0	2	0	0	0	0	1	0	0	0	0	0	0	0	0	0	0	.284
Apr 22	at Georgia	*3b	4	3	3	5	0	0	2	0	0	0	0	0	0	1	0	0	1	0	.304
Apr 25	at Missouri State	*3b	4	0	1	0	0	0	0	0	0	0	0	0	0	0	0	2	0	0	.302
Apr 27	TEXAS A&M	*3b	2	1	1	0	0	0	0	3	0	0	0	0	0	0	1	1	4	0	.306
Apr 28	TEXAS A&M	*3b	2	2	1	0	0	0	0	3	0	0	0	0	0	0	0	2	0	0	.310
Apr 29	TEXAS A&M	*3b	4	2	2	0	0	0	0	1	1	0	0	0	0	0	1	0	1	0	.317
May 02	vs Lipscomb	*3b	4	0	0	0	0	0	0	2	1	0	0	0	0	0	1	2	2	1	.306
May 05	at Mississippi State	*3b	4	1	3	0	1	0	0	0	0	0	0	0	0	0	1	1	2	0	.321
May 06	at Mississippi State	*3b	4	2	1	3	0	0	1	1	0	0	0	0	0	0	0	1	0	0	.319
Totals		32gs	116	27	37	28	5	0	8	24	3	2	2	0	1	3	28	22	62	5	.319

On base pct. .441 • Slugging pct. .569



# III INDIVIDUAL GAME-BY-GAME

## #31 Dylan Carter - 5 games (All games)

Date	Opponent	Pos	AB	R	H	RBI	2B	3B	HR	BB	SB	CS	HBP	SAC	SF	GDP	K	PO	A	E	Avg
Mar 03	WRIGHT STATE	p	0	0	0	0	0	0	0	0	0	0	0	0	0	0	0	1	0	0	.000
Mar 10	LOUISIANA TECH	p	0	0	0	0	0	0	0	0	0	0	0	0	0	0	0	1	0	0	.000
Mar 18	AUBURN	p	0	0	0	0	0	0	0	0	0	0	0	0	0	0	0	0	2	0	.000
Apr 02	ALABAMA	p	0	0	0	0	0	0	0	0	0	0	0	0	0	0	0	0	1	0	.000
Apr 07	at Ole Miss-1	p	0	0	0	0	0	0	0	0	0	0	0	0	0	0	0	1	0	0	.000
Totals		0gs	0	0	0	0	0	0	0	0	0	0	0	0	0	0	0	3	3	0	.000

On base pct. .000 • Slugging pct. .000

## #31 Dylan Carter - 16 appearances (All games)

Date	Opponent	GS	IP	H	R	ER	BB	SO	2B	3B	HR	WP	BK	HBP	IBB	Score	W-L	Sv	ERA	NP
Feb 18	vs TCU		1.1	2	3	3	0	1	1	0	0	0	0	0	1	6-18	0-0	0	20.25	26
Feb 25	EASTERN ILLINOI		1.0	1	0	0	1	1	0	0	0	0	0	0	0	10-3	0-0	0	11.57	18
Mar 03	ILLINOIS STATE		2.1	1	0	0	0	1	0	0	0	0	0	0	0	10-9	1-0	0	5.79	30
Mar 03	WRIGHT STATE		2.1	4	1	1	1	3	0	0	0	0	0	0	0	12-2	1-0	0	5.14	43
Mar 07	ARMY		3.0	3	1	1	1	2	0	0	0	0	0	0	0	7-5	2-0	0	4.50	44
Mar 10	LOUISIANA TECH		3.0	1	0	0	0	2	0	0	0	0	0	0	0	7-4	2-0	1	3.46	35
Mar 14	UNLV		1.2	1	0	0	0	1	0	0	0	1	0	0	0	13-7	3-0	1	3.07	21
Mar 18	AUBURN		3.0	1	0	0	0	3	1	0	0	0	0	1	0	9-3	3-0	2	2.55	54
Mar 25	at LSU-2		1.2	4	6	5	3	3	0	0	2	0	0	0	0	5-14	3-0	2	4.66	52
Apr 01	ALABAMA		2.1	3	0	0	1	2	0	0	0	0	0	0	0	9-6	3-0	2	4.15	30
Apr 02	ALABAMA		3.2	2	1	1	2	1	0	0	0	2	0	0	0	5-4	4-0	2	3.91	63
Apr 07	at Ole Miss-1		2.0	2	2	2	1	1	0	0	1	0	0	0	0	11-2	4-0	2	4.28	33
Apr 08	at Ole Miss		1.1	2	1	1	0	0	0	0	1	0	0	0	0	6-4	5-0	2	4.40	16
Apr 16	TENNESSEE		4.2	6	0	0	1	3	1	0	0	0	0	0	0	7-2	6-0	2	3.78	73
Apr 20	at Georgia		2.2	2	0	0	0	2	0	0	0	0	0	0	0	5-6	6-0	2	3.50	38
Apr 27	TEXAS A&M		1.0	2	1	1	0	0	0	0	0	0	0	0	0	7-5	6-0	2	3.65	24
Totals		0	37.0	37	16	15	11	26	3	0	4	3	0	2	0	129-94	6-0	2	3.65	-

## #36 Parker Coil - 7 games (All games)

Date	Opponent	Pos	AB	R	H	RBI	2B	3B	HR	BB	SB	CS	HBP	SAC	SF	GDP	K	PO	A	E	Avg
Feb 18	vs TCU	p	0	0	0	0	0	0	0	0	0	0	0	0	0	0	0	0	1	0	.000
Feb 26	EASTERN ILLINOI	p	0	0	0	0	0	0	0	0	0	0	0	0	0	0	0	1	1	0	.000
Mar 03	WRIGHT STATE	p	0	0	0	0	0	0	0	0	0	0	0	0	0	0	0	1	0	0	.000
Mar 07	ARMY	*p	0	0	0	0	0	0	0	0	0	0	0	0	0	0	0	0	1	1	.000
Apr 18	UCA	p	0	0	0	0	0	0	0	0	0	0	0	0	0	0	0	0	1	0	.000
Apr 25	at Missouri State	p	0	0	0	0	0	0	0	0	0	0	0	0	0	0	0	0	1	0	.000
May 02	vs Lipscomb	*p	0	0	0	0	0	0	0	0	0	0	0	0	0	0	0	0	1	0	.000
Totals		2gs	0	0	0	0	0	0	0	0	0	0	0	0	0	0	0	2	6	1	.000

On base pct. .000 • Slugging pct. .000

## #36 Parker Coil - 11 appearances (All games)

Date	Opponent	GS	IP	H	R	ER	BB	SO	2B	3B	HR	WP	BK	HBP	IBB	Score	W-L	Sv	ERA	NP
Feb 18	vs TCU		1.1	2	2	2	3	0	0	0	1	0	0	0	0	6-18	0-0	0	13.50	35
Feb 26	EASTERN ILLINOI		0.2	2	1	0	1	0	0	0	0	0	0	0	0	3-12	0-0	0	9.00	21
Mar 03	WRIGHT STATE		1.0	2	0	0	0	1	0	0	0	0	0	0	0	12-2	0-0	0	6.00	24
Mar 07	ARMY	*	3.2	6	3	3	1	3	1	0	1	2	0	0	0	7-5	0-0	0	6.75	60
Mar 14	UNLV	*	2.1	4	4	4	1	4	1	0	0	1	0	0	0	13-7	0-0	0	9.00	50
Mar 28	OMAHA		1.0	0	0	0	0	1	0	0	0	0	0	1	0	16-3	0-0	0	8.10	15
Apr 12	LITTLE ROCK		1.0	0	0	0	1	2	0	0	0	0	0	0	0	4-11	0-0	0	7.36	17
Apr 18	UCA		2.0	5	2	2	0	1	0	0	1	0	0	0	0	6-3	0-0	0	7.62	31
Apr 25	at Missouri State		2.2	2	0	0	0	2	0	0	0	0	0	0	0	4-8	0-0	0	6.32	32
Apr 29	TEXAS A&M		1.2	2	1	1	0	1	0	0	1	0	0	0	0	8-7	0-0	1	6.23	25
May 02	vs Lipscomb	*	2.0	0	0	0	1	2	0	0	0	0	0	0	0	6-8	0-0	1	5.59	33
Totals		3	19.1	25	13	12	8	17	2	0	4	3	0	1	0	85-84	0-0	1	5.59	-

## #1 Harold Coll - 25 games (All games)

Date	Opponent	Pos	AB	R	H	RBI	2B	3B	HR	BB	SB	CS	HBP	SAC	SF	GDP	K	PO	A	E	Avg
Feb 18	vs TCU	ph	1	0	0	0	0	0	0	0	0	0	0	0	0	0	1	0	0	0	.000
Feb 19	vs Oklahoma State	ss	0	0	0	1	0	0	0	0	0	0	0	0	1	0	0	0	0	0	.000
Mar 03	WRIGHT STATE	*ss	4	1	1	0	0	0	0	0	0	0	0	0	0	0	0	0	2	0	.200
Mar 04	WRIGHT STATE	ph/2	1	0	0	0	0	0	0	0	0	0	0	0	0	0	0	0	0	0	.167
Mar 14	UNLV	*2b/3	5	2	3	4	2	0	1	0	1	0	0	0	0	0	1	2	2	0	.364
Mar 15	UNLV	*3b	4	0	1	1	0	0	0	0	0	0	0	0	0	0	0	0	4	0	.333
Mar 17	AUBURN	*3b	2	1	0	0	0	0	0	2	0	0	0	0	0	0	1	0	2	0	.294
Mar 18	AUBURN	*3b	4	0	1	1	0	0	0	0	0	0	0	0	0	0	0	0	2	0	.286
Mar 19	AUBURN	*3b	4	0	1	2	0	0	0	0	0	0	0	0	0	1	1	2	2	0	.280
Mar 21	SEMO	*ss	4	2	2	3	2	0	0	0	0	0	0	0	0	0	0	1	1	0	.310
Mar 24	at LSU	*3b/ss	5	0	0	0	0	0	0	0	0	0	0	0	0	0	2	2	0	0	.265
Mar 25	at LSU-1	*3b/ss	2	0	0	0	0	0	0	1	0	0	0	0	0	0	1	0	0	0	.250
Mar 25	at LSU-2	ss	1	0	0	0	0	0	0	0	0	0	0	0	0	0	0	0	0	0	.243
Mar 28	OMAHA	ss	1	0	1	0	1	0	0	0	0	0	0	0	0	0	0	2	1	0	.263
Mar 31	ALABAMA	ph/ss	2	0	0	0	0	0	0	0	0	0	0	0	0	0	2	1	0	0	.250
Apr 01	ALABAMA	ph/ss	1	0	0	0	0	0	0	0	0	0	0	0	0	0	1	0	0	0	.244
Apr 02	ALABAMA	*ss	3	1	1	0	0	0	0	1	0	0	0	0	0	0	0	1	1	1	.250
Apr 07	at Ole Miss-2	ph/ss	1	0	0	0	0	0	0	0	0	0	0	0	0	0	0	0	0	0	.244
Apr 11	LITTLE ROCK	*ss	4	3	2	3	0	0	1	1	0	0	0	0	0	0	0	2	1	0	.265
Apr 12	LITTLE ROCK	*ss	4	0	0	0	0	0	0	0	0	0	0	0	0	0	0	2	4	0	.245
Apr 18	UCA	*ss	3	1	1	1	0	0	0	0	0	0	1	0	0	0	1	2	4	0	.250
Apr 20	at Georgia	ph/ss	3	0	1	0	1	0	0	0	0	0	0	0	0	0	1	1	0	0	.254
Apr 21	at Georgia	*ss	4	1	2	0	1	0	0	0	0	1	0	0	0	0	1	2	2	0	.270
Apr 25	at Missouri State	ph/ss	2	0	0	1	0	0	0	0	0	0	0	0	0	0	1	0	0	0	.262
May 02	vs Lipscomb	*2b/ss	5	1	1	3	0	0	1	0	0	0	0	0	0	1	3	2	3	0	.257
Totals		15gs	70	13	18	20	7	0	3	5	1	1	1	0	1	2	17	22	31	1	.257

On base pct. .312 • Slugging pct. .486



# III INDIVIDUAL GAME-BY-GAME

## #5 Kendall Diggs - 44 games (All games)

Date	Opponent	Pos	AB	R	H	RBI	2B	3B	HR	BB	SB	CS	HBP	SAC	SF	GDP	K	PO	A	E	Avg
Feb 17	vs Texas	*dh	3	0	1	2	0	0	0	0	0	0	1	0	0	0	1	0	0	0	.333
Feb 18	vs TCU	*dh	2	1	1	1	0	0	1	1	0	0	0	0	0	0	0	0	0	0	.400
Feb 19	vs Oklahoma State	*dh	3	2	1	0	0	0	0	0	0	0	1	0	0	0	0	0	0	0	.375
Feb 21	GRAMBLING	*dh	3	1	1	0	0	0	0	1	0	0	0	0	0	0	1	0	0	0	.364
Feb 24	EASTERN ILLINOI	*dh	4	2	1	4	0	0	1	1	0	0	0	0	0	0	1	0	0	0	.333
Feb 25	EASTERN ILLINOI	*dh	5	0	0	0	0	0	0	0	0	0	0	0	0	0	1	0	0	0	.250
Mar 01	ILLINOIS STATE	*dh	5	2	3	2	2	0	1	1	0	0	0	0	0	0	0	0	0	0	.320
Mar 03	WRIGHT STATE	*dh	2	1	0	0	0	0	0	2	0	0	0	0	0	0	1	0	0	0	.296
Mar 05	WRIGHT STATE	*dh	2	0	0	0	0	0	0	2	0	0	0	0	0	0	1	0	0	0	.276
Mar 07	ARMY	*dh	4	1	1	3	0	0	1	0	0	0	0	0	0	0	1	1	0	0	.273
Mar 10	LOUISIANA TECH	*dh	3	2	2	2	0	0	0	1	0	0	0	0	0	1	0	0	0	0	.306
Mar 11	LOUISIANA TECH	*dh	3	1	1	1	0	0	1	1	0	0	0	0	0	0	1	0	0	0	.308
Mar 12	LOUISIANA TECH	*dh	5	1	1	2	0	0	1	0	0	0	0	0	0	0	0	0	0	0	.295
Mar 14	UNLV	*dh	3	3	3	1	1	0	0	2	0	0	0	0	0	0	0	0	0	0	.340
Mar 15	UNLV	*of	4	0	1	2	1	0	0	0	0	0	0	0	0	0	0	1	0	1	.333
Mar 17	AUBURN	*dh	4	0	1	0	0	0	0	0	0	0	0	0	0	0	2	0	0	0	.327
Mar 18	AUBURN	*dh	3	1	2	4	2	0	0	1	0	0	0	0	0	0	0	0	0	0	.345
Mar 19	AUBURN	*dh	3	1	1	0	1	0	0	1	0	0	0	0	0	0	1	0	0	0	.344
Mar 24	at LSU	*dh	4	2	1	4	0	0	1	1	0	0	0	0	0	0	1	0	0	0	.338
Mar 25	at LSU-1	*dh	3	0	1	0	0	0	0	0	0	0	0	0	0	0	2	0	0	0	.338
Mar 25	at LSU-2	*dh	2	1	1	0	0	0	0	2	0	0	1	0	0	0	1	0	0	0	.343
Mar 28	OMAHA	*dh	3	3	3	2	0	0	0	1	0	0	0	0	0	0	0	0	0	0	.370
Mar 31	ALABAMA	*dh	3	0	0	0	0	0	0	1	0	0	0	0	0	0	1	0	0	0	.355
Apr 01	ALABAMA	*dh	3	2	1	3	0	0	1	1	0	0	0	0	0	0	1	1	0	0	.354
Apr 02	ALABAMA	*dh	2	0	0	0	0	0	0	2	0	0	0	0	0	0	0	0	0	0	.346
Apr 07	at Ole Miss-1	*dh	4	2	1	1	0	1	0	1	0	0	0	0	0	0	1	1	0	0	.341
Apr 07	at Ole Miss-2	*dh	4	0	1	1	1	0	0	1	0	0	0	0	0	0	2	0	0	0	.337
Apr 08	at Ole Miss	*dh	4	0	1	1	0	0	0	0	0	0	0	0	0	0	0	0	0	0	.333
Apr 11	LITTLE ROCK	ph/of	2	0	2	1	0	0	0	0	0	0	0	0	0	0	0	1	0	0	.347
Apr 12	LITTLE ROCK	*dh	4	1	1	0	0	0	0	1	0	0	0	0	0	0	1	0	0	0	.343
Apr 14	TENNESSEE	*of	3	0	2	0	0	0	0	1	1	0	0	0	0	0	0	2	0	0	.353
Apr 15	TENNESSEE	*of	4	1	1	1	0	0	0	0	0	0	0	0	0	0	2	1	0	1	.349
Apr 16	TENNESSEE	*of	2	1	0	0	0	0	0	1	0	0	1	0	0	0	1	2	0	0	.343
Apr 18	UCA	*of	5	1	2	0	1	0	0	0	0	0	0	0	0	0	0	2	0	0	.345
Apr 20	at Georgia	*of	4	2	2	1	2	0	0	1	0	0	0	0	0	0	0	4	0	0	.350
Apr 21	at Georgia	*of	3	0	0	0	0	0	0	1	0	0	0	0	0	0	1	0	0	0	.342
Apr 22	at Georgia	*of	2	3	1	0	1	0	0	3	0	0	0	0	0	0	0	3	0	0	.344
Apr 25	at Missouri State	*of	2	0	0	0	0	0	0	1	0	0	0	0	0	0	1	2	0	0	.339
Apr 27	TEXAS A&M	*of	4	0	0	0	0	0	0	2	0	0	0	0	0	0	0	3	2	0	.328
Apr 28	TEXAS A&M	*of	5	1	2	1	0	0	0	0	0	0	0	0	0	0	1	0	0	0	.331
Apr 29	TEXAS A&M	*of	3	0	0	2	0	0	0	0	0	0	0	0	2	0	1	2	0	0	.324
May 02	vs Lipscomb	*of	5	0	0	0	0	0	0	0	0	0	1	0	0	0	1	3	0	0	.312
May 05	at Mississippi State	*of	4	1	1	1	0	0	0	1	0	0	0	0	0	0	1	2	0	0	.310
May 06	at Mississippi State	*of	4	2	3	5	0	0	1	0	0	0	0	0	1	0	0	1	0	0	.322
Totals		43gs	149	42	48	48	12	1	9	36	1	0	5	0	4	4	32	28	0	2	.322

On base pct. .459 • Slugging pct. .597

## #48 Cooper Dossett - 2 appearances (All games)

Date	Opponent	GS	IP	H	R	ER	BB	SO	2B	3B	HR	WP	BK	HBP	IBB	Score	W-L	Sv	ERA	NP
Feb 18	vs TCU		0.2	2	4	4	3	2	0	0	0	0	0	1	0	6-18	0-0	0	54.00	37
Feb 26	EASTERN ILLINOI		1.0	0	0	0	1	1	0	0	0	0	0	0	0	3-12	0-0	0	21.60	21
Totals		0	1.2	2	4	4	4	3	0	0	0	0	0	1	0	9-30	0-0	0	21.60	-

## #37 Jake Faherty - 1 appearance (All games)

Date	Opponent	GS	IP	H	R	ER	BB	SO	2B	3B	HR	WP	BK	HBP	IBB	Score	W-L	Sv	ERA	NP
Mar 04	WRIGHT STATE		0.2	0	3	3	3	1	0	0	0	0	2	0	0	12-6	0-0	0	40.50	22
Totals		0	0.2	0	3	3	3	1	0	0	0	0	2	0	0	12-6	0-0	0	40.50	-

## #38 Sean Fitzpatrick - 1 game (All games)

Date	Opponent	Pos	AB	R	H	RBI	2B	3B	HR	BB	SB	CS	HBP	SAC	SF	GDP	K	PO	A	E	Avg
Apr 11	LITTLE ROCK	p	0	0	0	0	0	0	0	0	0	0	0	0	0	0	0	0	1	0	.000
Totals		0gs	0	0	0	0	0	0	0	0	0	0	0	0	0	0	0	0	1	0	.000

On base pct. .000 • Slugging pct. .000

## #38 Sean Fitzpatrick - 3 appearances (All games)

Date	Opponent	GS	IP	H	R	ER	BB	SO	2B	3B	HR	WP	BK	HBP	IBB	Score	W-L	Sv	ERA	NP
Feb 18	vs TCU		0.1	2	0	0	0	1	1	0	0	1	0	0	0	6-18	0-0	0	0.00	15
Apr 11	LITTLE ROCK		2.0	2	0	0	2	3	0	0	0	1	0	0	0	21-5	0-0	0	0.00	47
May 02	vs Lipscomb		0.1	1	0	0	0	1	0	0	0	0	0	0	0	6-8	0-0	0	0.00	4
Totals		0	2.2	5	0	0	2	5	1	0	0	2	0	0	0	33-31	0-0	0	0.00	-

## #46 Christian Foutch - 2 games (All games)

Date	Opponent	Pos	AB	R	H	RBI	2B	3B	HR	BB	SB	CS	HBP	SAC	SF	GDP	K	PO	A	E	Avg
Apr 12	LITTLE ROCK	p	0	0	0	0	0	0	0	0	0	0	0	0	0	0	0	1	0	0	.000
Apr 18	UCA	p	0	0	0	0	0	0	0	0	0	0	0	0	0	0	0	0	1	0	.000
Totals		0gs	0	0	0	0	0	0	0	0	0	0	0	0	0	0	0	1	1	0	.000

On base pct. .000 • Slugging pct. .000

## #46 Christian Foutch - 12 appearances (All games)

Date	Opponent	GS	IP	H	R	ER	BB	SO	2B	3B	HR	WP	BK	HBP	IBB	Score	W-L	Sv	ERA	NP
Mar 12	LOUISIANA TECH		1.0	0	0	0	1	1	0	0	0	0	0	0	0	15-6	0-0	0	0.00	16
Mar 25	at LSU-2		1.0	0	0	0	0	0	0	0	0	0	0	1	0	5-14	0-0	0	0.00	14
Mar 28	OMAHA		1.0	0	0	0	0	0	0	0	0	0	0	0	0	16-3	0-0	0	0.00	19
Apr 07	at Ole Miss-2		2.0	2	0	0	1	2	0	0	0	1	0	0	0	4-7	0-0	0	0.00	33
Apr 12	LITTLE ROCK		1.1	6	4	4	1	1	1	0	1	0	0	1	0	4-11	0-0	0	5.68	28
Apr 16	TENNESSEE		1.0	0	0	0	0	1	0	0	0	0	0	0	0	7-2	0-0	0	4.91	12
Apr 18	UCA		2.0	0	0	0	2	2	0	0	0	0	0	1	0	6-3	1-0	0	3.86	34
Apr 20	at Georgia		0.1	0	0	0	0	0	0	0	0	0	0	0	0	5-6	1-0	0	3.72	1
Apr 22	at Georgia		1.1	2	3	3	1	1	0	0	0	1	0	0	0	8-9	1-0	0	5.73	34
Apr 28	TEXAS A&M		0.0	1	1	1	2	0	0	0	1	0	0	0	0	10-4	1-0	0	6.55	12
Apr 29	TEXAS A&M		0.0	1	0	0	1	0	0	0	0	0	0	1	0	8-7	1-0	0	6.55	11
May 02	vs Lipscomb		0.0	0	2	2	2	0	0	0	0	0	0	1	0	6-8	1-0	0	8.18	14
Totals		0	11.0	12	10	10	11	8	1	0	2	2	0	5	0	94-80	1-0	0	8.18	-

## #28 Koty Frank - 3 games (All games)

Date	Opponent	Pos	AB	R	H	RBI	2B	3B	HR	BB	SB	CS	HBP	SAC	SF	GDP	K	PO	A	E	Avg
Feb 17	vs Texas	p	0	0	0	0	0	0	0	0	0	0	0	0	0	0	0	0	1	0	.000
Feb 21	GRAMBLING	p	0	0	0	0	0	0	0	0	0	0	0	0	0	0	0	0	1	0	.000
Mar 01	ILLINOIS STATE	p	0	0	0	0	0	0	0	0	0	0	0	0	0	0	0	0	1	0	.000
Totals		0gs	0	0	0	0	0	0	0	0	0	0	0	0	0	0	0	1	2	0	.000

On base pct. .000 • Slugging pct. .000

## #28 Koty Frank - 6 appearances (All games)

Date	Opponent	GS	IP	H	R	ER	BB	SO	2B	3B	HR	WP	BK	HBP	IBB	Score	W-L	Sv	ERA	NP
Feb 17	vs Texas		1.1	2	0	0	0	0	0	0	0	1	0	0	0	3-2	0-0	0	0.00	22
Feb 19	vs Oklahoma State		1.0	1	0	0	0	1	0	0	0	0	0	0	0	18-1	0-0	0	0.00	16
Feb 21	GRAMBLING		2.2	0	0	0	1	3	0	0	0	0	0	0	0	9-7	0-0	0	0.00	31
Feb 25	EASTERN ILLINOI		2.1	2	1	1	0	2	0	0	1	0	0	0	0	10-3	0-0	0	1.23	32
Mar 01	ILLINOIS STATE		4.0	4	3	3	0	3	0	0	1	0	0	0	0	10-9	0-0	0	3.18	55
Mar 05	WRIGHT STATE		0.1	0	0	0	0	0	0	0	0	0	0	0	0	6-2	0-0	0	3.09	1
Totals		0	11.2	9	4	4	1	9	0	0	2	1	0	0	0	56-24	0-0	0	3.09	-



# ||| INDIVIDUAL GAME-BY-GAME

## #21 Hunter Grimes - 15 games (All games)

Date	Opponent	Pos	AB	R	H	RBI	2B	3B	HR	BB	SB	CS	HBP	SAC	SF	GDP	K	PO	A	E	Avg
Feb 19	vs Oklahoma State	ph/of	1	1	1	0	0	0	0	0	0	0	0	0	0	0	0	0	0	0	1.000
Mar 04	WRIGHT STATE	ph/of	0	0	0	0	0	0	0	1	0	0	0	0	0	0	0	0	0	0	1.000
Mar 14	UNLV	ph/2	2	2	2	1	0	1	0	0	0	0	0	0	0	0	0	0	0	1	1.000
Mar 18	AUBURN	ph	1	0	1	1	0	0	0	0	0	0	0	0	0	0	0	0	0	0	1.000
Mar 21	SEMO	*of	4	1	1	1	0	0	0	0	0	0	0	0	0	0	2	1	0	0	.625
Mar 28	OMAHA	of	0	0	0	0	0	0	0	1	0	0	0	0	0	0	0	1	0	0	.625
Apr 11	LITTLE ROCK	*of/of	2	1	0	3	0	0	0	3	0	0	0	0	1	0	0	2	0	0	.500
Apr 12	LITTLE ROCK	*of	4	0	0	0	0	0	0	1	0	0	0	0	0	0	1	3	0	0	.357
Apr 16	TENNESSEE	ph	1	0	0	0	0	0	0	0	0	0	0	0	0	0	1	0	0	0	.333
Apr 20	at Georgia	pr	0	0	0	0	0	0	0	0	0	0	0	0	0	0	0	0	0	0	.333
Apr 22	at Georgia	of	3	0	0	0	0	0	0	0	0	0	0	0	0	0	3	1	0	0	.278
Apr 27	TEXAS A&M	*of	3	1	0	0	0	0	0	2	0	0	0	0	0	0	3	4	1	0	.238
Apr 28	TEXAS A&M	ph/of	2	1	0	1	0	0	0	1	0	0	0	0	1	0	1	1	0	0	.217
Apr 29	TEXAS A&M	*of	2	1	0	0	0	0	0	0	0	0	0	2	0	0	1	2	0	0	.200
May 02	vs Lipscomb	ph/of	2	0	0	0	0	0	0	0	0	0	0	0	0	0	2	1	0	0	.185
Totals		5gs	27	8	5	7	0	1	0	9	0	0	0	2	2	0	14	16	1	1	.185

On base pct. .368 • Slugging pct. .259

## #39 Hunter Hollan - 7 games (All games)

Date	Opponent	Pos	AB	R	H	RBI	2B	3B	HR	BB	SB	CS	HBP	SAC	SF	GDP	K	PO	A	E	Avg
Feb 26	EASTERN ILLINOI	*p	0	0	0	0	0	0	0	0	0	0	0	0	0	0	0	0	0	1	.000
Mar 05	WRIGHT STATE	*p	0	0	0	0	0	0	0	0	0	0	0	0	0	0	0	0	1	0	.000
Mar 12	LOUISIANA TECH	*p	0	0	0	0	0	0	0	0	0	0	0	0	0	0	0	1	0	0	.000
Mar 17	AUBURN	*p	0	0	0	0	0	0	0	0	0	0	0	0	0	0	0	0	1	0	.000
Mar 24	at LSU	*p	0	0	0	0	0	0	0	0	0	0	0	0	0	0	0	1	1	0	.000
Mar 31	ALABAMA	*p	0	0	0	0	0	0	0	0	0	0	0	0	0	0	0	0	1	0	.000
Apr 07	at Ole Miss-1	*p	0	0	0	0	0	0	0	0	0	0	0	0	0	0	0	0	2	0	.000
Totals		7gs	0	0	0	0	0	0	0	0	0	0	0	0	0	0	0	2	6	1	.000

On base pct. .000 • Slugging pct. .000

## #39 Hunter Hollan - 11 appearances (All games)

Date	Opponent	GS	IP	H	R	ER	BB	SO	2B	3B	HR	WP	BK	HBP	IBB	Score	W-L	Sv	ERA	NP
Feb 19	vs Oklahoma State	*	4.0	3	1	1	2	5	1	0	0	0	0	1	0	18-1	1-0	0	2.25	68
Feb 26	EASTERN ILLINOI	*	5.2	6	2	2	2	4	1	0	1	0	0	0	0	3-12	1-0	0	2.79	86
Mar 05	WRIGHT STATE	*	6.0	5	1	1	2	5	1	0	0	0	0	0	0	6-2	2-0	0	2.30	90
Mar 12	LOUISIANA TECH	*	5.0	2	3	1	0	7	0	0	0	1	0	3	0	15-6	3-0	0	2.18	77
Mar 17	AUBURN	*	6.0	6	2	2	3	3	0	0	1	0	0	1	0	7-2	4-0	0	2.36	94
Mar 24	at LSU	*	5.1	3	0	0	1	7	0	1	0	0	0	0	0	9-3	4-0	0	1.97	87
Mar 31	ALABAMA	*	4.0	10	7	7	1	4	2	0	3	0	0	0	0	1-12	4-1	0	3.50	84
Apr 07	at Ole Miss-1	*	6.0	3	0	0	3	4	0	0	0	0	0	2	0	11-2	5-1	0	3.00	97
Apr 14	TENNESSEE	*	6.0	5	2	1	1	6	1	0	1	0	1	1	0	5-2	6-1	0	2.81	101
Apr 20	at Georgia	*	5.0	7	6	5	5	2	0	0	1	1	0	1	0	5-6	6-2	0	3.40	99
Apr 27	TEXAS A&M	*	4.0	6	4	4	2	1	0	0	2	1	0	0	0	7-5	6-2	0	3.79	83
Totals		11	57.0	56	28	24	22	48	6	1	9	3	1	9	0	87-53	6-2	0	3.79	-

## #24 Peyton Holt - 19 games (All games)

Date	Opponent	Pos	AB	R	H	RBI	2B	3B	HR	BB	SB	CS	HBP	SAC	SF	GDP	K	PO	A	E	Avg
Feb 19	vs Oklahoma State	ph/2	2	0	1	1	0	0	0	0	0	0	0	0	0	0	0	0	0	0	.500
Feb 21	GRAMBLING	pr	0	1	0	0	0	0	0	0	0	0	0	0	0	0	0	0	0	0	.500
Feb 24	EASTERN ILLINOI	*2b	4	0	2	2	0	0	0	0	0	0	0	0	0	1	0	2	1	0	.500
Mar 04	WRIGHT STATE	ph/3	1	0	0	0	0	0	0	0	0	0	0	0	0	0	0	0	1	0	.429
Mar 10	LOUISIANA TECH	pr/3b	0	0	0	0	0	0	0	0	0	0	0	0	0	0	0	0	1	0	.429
Mar 11	LOUISIANA TECH	*3b	4	1	1	1	0	0	1	0	0	0	0	0	0	0	1	1	2	1	.364
Mar 12	LOUISIANA TECH	*3b	4	1	1	1	0	1	0	0	0	0	0	0	0	0	1	0	0	1	.333
Mar 21	SEMO	*2b	2	1	0	0	0	0	0	1	0	0	0	0	0	0	1	1	1	0	.294
Mar 25	at LSU-1	2b	0	0	0	0	0	0	0	0	0	0	0	0	0	0	0	0	0	0	.294
Mar 28	OMAHA	2b	1	0	0	0	0	0	0	0	0	0	0	0	0	1	0	1	1	0	.278
Apr 11	LITTLE ROCK	*2b	3	4	2	2	0	0	0	2	0	0	0	0	0	0	0	4	4	0	.333
Apr 12	LITTLE ROCK	ph	1	0	0	0	0	0	0	0	0	0	0	0	0	0	1	0	0	0	.318
Apr 14	TENNESSEE	pr/dh	1	0	0	0	0	0	0	0	1	0	0	0	0	0	1	0	0	0	.304
Apr 15	TENNESSEE	pr	0	0	0	0	0	0	0	0	0	0	0	0	0	0	0	0	0	0	.304
Apr 25	at Missouri State	*2b	3	1	1	1	0	1	0	0	0	0	1	0	0	0	2	1	1	0	.308
Apr 27	TEXAS A&M	pr	0	0	0	0	0	0	0	0	1	0	0	0	0	0	0	0	0	0	.308
May 02	vs Lipscomb	pr	0	1	0	0	0	0	0	0	0	0	0	0	0	0	0	0	0	0	.308
May 05	at Mississippi State	*2b	4	0	0	0	0	0	0	0	0	0	0	0	0	0	2	1	1	0	.267
May 06	at Mississippi State	*2b	4	1	2	2	0	0	0	0	0	0	0	0	0	0	0	0	1	0	.294
Totals		8gs	34	11	10	10	0	2	1	3	2	0	1	0	0	2	9	11	14	2	.294

On base pct. .368 • Slugging pct. .500

## #13 Jayson Jones - 16 games (All games)

Date	Opponent	Pos	AB	R	H	RBI	2B	3B	HR	BB	SB	CS	HBP	SAC	SF	GDP	K	PO	A	E	Avg
Feb 18	vs TCU	ph/3	2	1	1	1	0	0	1	0	0	0	0	0	0	0	0	0	0	0	.500
Feb 19	vs Oklahoma State	*3b	2	2	0	0	0	0	0	3	0	0	0	0	0	0	1	0	2	0	.250
Feb 21	GRAMBLING	*3b	2	0	0	0	0	0	0	1	1	0	0	0	0	1	0	0	2	0	.167
Mar 04	WRIGHT STATE	*dh	5	1	2	2	1	0	1	0	0	0	0	0	0	0	2	0	0	0	.273
Mar 07	ARMY	ph	1	0	0	0	0	0	0	0	0	0	0	0	0	0	0	0	0	0	.250
Mar 14	UNLV	*3b/1	2	2	1	1	0	0	0	3	0	0	0	0	0	0	1	2	0	0	.286
Mar 15	UNLV	*2b	3	0	1	0	1	0	0	0	0	0	1	0	0	1	0	1	1	0	.294
Mar 21	SEMO	*dh	4	1	2	2	0	0	0	0	0	0	0	0	0	0	1	0	0	0	.333
Mar 25	at LSU-1	3b	0	0	0	0	0	0	0	0	0	0	0	0	0	0	0	0	0	0	.333
Mar 28	OMAHA	*1b	4	0	1	0	0	0	0	0	0	0	0	0	0	0	2	5	0	1	.320
Apr 07	at Ole Miss-2	ph	1	0	0	0	0	0	0	0	0	0	0	0	0	0	0	0	0	0	.308
Apr 11	LITTLE ROCK	*1b/3	2	3	0	0	0	0	0	3	0	0	0	0	0	0	0	0	1	0	.286
Apr 12	LITTLE ROCK	*3b	4	0	1	0	0	0	0	0	0	0	0	0	0	0	2	0	0	0	.281
Apr 18	UCA	*dh	3	0	0	0	0	0	0	0	0	0	0	0	0	0	2	0	0	0	.257
Apr 25	at Missouri State	*dh	3	1	0	0	0	0	0	1	0	0	0	0	0	0	0	0	0	0	.237
May 02	vs Lipscomb	*1b/2	2	1	0	0	0	0	0	3	1	0	0	0	0	0	1	7	1	0	.225
Totals		12gs	40	12	9	6	2	0	2	14	2	0	1	0	0	2	12	15	7	1	.225

On base pct. .436 • Slugging pct. .425



# ||| INDIVIDUAL GAME-BY-GAME

## #12 Tavian Josenberger - 39 games (All games)

Date	Opponent	Pos	AB	R	H	RBI	2B	3B	HR	BB	SB	CS	HBP	SAC	SF	GDP	K	PO	A	E	Avg
Feb 17	vs Texas	*of	4	0	1	0	0	0	0	1	0	0	0	0	0	0	0	1	0	0	.250
Feb 18	vs TCU	*of	5	0	0	0	0	0	0	0	0	0	0	0	0	0	2	4	0	0	.111
Feb 19	vs Oklahoma State	*of	4	2	2	2	1	0	1	0	0	0	0	0	0	0	1	3	0	0	.231
Feb 21	GRAMBLING	*of	2	2	2	2	1	0	0	2	1	0	0	0	1	0	0	1	0	0	.333
Feb 24	EASTERN ILLINOI	*of	5	2	2	0	0	0	0	0	0	0	0	0	0	0	1	2	0	0	.350
Feb 25	EASTERN ILLINOI	*of	5	2	2	2	0	0	1	0	0	0	0	0	0	0	0	4	0	0	.360
Feb 26	EASTERN ILLINOI	*of	4	0	2	1	0	0	0	0	0	0	0	0	0	0	0	3	0	0	.379
Mar 01	ILLINOIS STATE	*of	5	1	1	1	0	0	0	0	2	1	1	0	0	0	0	5	1	0	.353
Mar 03	WRIGHT STATE	*of	5	1	0	0	0	0	0	0	1	0	0	0	0	0	1	3	0	0	.308
Mar 04	WRIGHT STATE	*of	5	0	2	1	1	0	0	0	0	0	0	0	1	0	1	5	0	0	.318
Mar 05	WRIGHT STATE	*of	4	0	1	0	0	0	0	1	1	1	0	0	0	0	3	2	0	0	.312
Mar 07	ARMY	*of	2	1	1	0	0	0	0	2	0	0	0	0	0	0	0	4	1	0	.320
Mar 10	LOUISIANA TECH	*of	3	0	2	0	0	0	0	2	0	1	0	0	0	0	0	3	0	0	.340
Mar 11	LOUISIANA TECH	*of	4	0	1	0	0	0	0	0	0	0	0	0	0	0	1	6	0	0	.333
Mar 12	LOUISIANA TECH	*of	3	2	2	1	1	0	0	3	0	0	0	0	0	0	0	3	1	0	.350
Mar 14	UNLV	ph/of	2	0	0	0	0	0	0	0	0	0	0	0	0	0	2	0	0	0	.339
Mar 15	UNLV	*of	4	1	1	0	0	0	0	0	0	0	0	0	0	0	0	0	0	0	.333
Mar 17	AUBURN	*of	4	0	2	1	0	0	0	1	1	0	0	0	0	0	0	0	0	0	.343
Mar 18	AUBURN	*of	5	2	1	2	0	0	1	0	0	0	0	0	0	0	1	2	0	0	.333
Mar 19	AUBURN	*of	3	1	2	0	1	0	0	1	0	0	0	0	0	0	0	3	0	0	.346
Mar 24	at LSU	*of	4	2	2	0	1	0	0	1	0	0	0	0	0	0	1	1	0	0	.354
Mar 25	at LSU-1	*of	4	1	0	0	0	0	0	0	0	0	0	0	0	0	2	2	0	0	.337
Mar 25	at LSU-2	*of	5	0	1	0	0	0	0	0	0	0	0	0	0	0	2	5	0	0	.330
Mar 28	OMAHA	*of	2	3	2	3	0	0	1	2	0	0	0	0	0	0	0	1	0	0	.344
Mar 31	ALABAMA	*of	3	1	1	1	0	0	1	0	0	0	1	0	0	0	1	4	0	0	.344
Apr 01	ALABAMA	*of	4	2	3	2	2	0	0	0	1	0	0	0	0	0	0	2	1	0	.360
Apr 02	ALABAMA	*of	5	2	2	0	0	0	0	0	0	0	0	0	0	0	2	3	0	0	.362
Apr 07	at Ole Miss-1	*of	5	2	2	0	1	0	0	1	0	0	0	0	0	0	1	5	0	0	.364
Apr 07	at Ole Miss-2	*of	4	1	0	0	0	0	0	1	0	0	0	0	0	0	1	0	0	0	.351
Apr 08	at Ole Miss	*of	5	1	1	1	0	0	0	0	0	0	0	0	0	0	0	2	1	0	.345
Apr 11	LITTLE ROCK	*of	2	1	1	2	0	0	0	2	0	0	0	0	0	0	0	2	0	0	.347
Apr 12	LITTLE ROCK	*of	2	1	0	0	0	0	0	3	0	0	0	0	0	0	1	1	0	0	.341
Apr 14	TENNESSEE	*of	4	1	1	2	0	0	1	0	0	0	0	0	0	0	1	0	0	0	.339
Apr 15	TENNESSEE	*of	3	1	0	0	0	0	0	1	1	0	0	1	0	0	2	0	0	0	.331
Apr 16	TENNESSEE	*of	2	3	1	1	0	0	1	2	1	0	0	0	0	0	0	2	0	0	.333
Apr 18	UCA	*of	5	0	2	2	0	0	0	0	0	0	0	0	0	0	2	2	1	0	.336
Apr 20	at Georgia	*of	3	1	1	0	0	0	0	2	0	0	0	0	0	0	2	2	0	0	.336
Apr 21	at Georgia	*of	4	0	0	0	0	0	0	0	0	0	0	0	0	0	2	2	0	0	.326
Apr 22	at Georgia	*of	2	0	0	0	0	0	0	0	0	0	0	0	0	0	0	1	0	0	.322
Totals		38gs	146	40	47	27	9	0	7	28	9	3	2	1	2	0	33	91	6	0	.322

On base pct. .433 • Slugging pct. .527

## #29 Austin Ledbetter - 3 games (All games)

Date	Opponent	Pos	AB	R	H	RBI	2B	3B	HR	BB	SB	CS	HBP	SAC	SF	GDP	K	PO	A	E	Avg
Mar 31	ALABAMA	p	0	0	0	0	0	0	0	0	0	0	0	0	0	0	0	0	1	0	.000
Apr 12	LITTLE ROCK	p	0	0	0	0	0	0	0	0	0	0	0	0	0	0	0	0	0	1	.000
May 02	vs Lipscomb	p	0	0	0	0	0	0	0	0	0	0	0	0	0	0	0	0	1	0	.000
Totals		0gs	0	0	0	0	0	0	0	0	0	0	0	0	0	0	0	0	2	1	.000

On base pct. .000 • Slugging pct. .000

## #29 Austin Ledbetter - 13 appearances (All games)

Date	Opponent	GS	IP	H	R	ER	BB	SO	2B	3B	HR	WP	BK	HBP	IBB	Score	W-L	Sv	ERA	NP
Feb 18	vs TCU		0.1	2	3	3	1	0	0	0	0	0	0	0	0	6-18	0-0	0	81.00	15
Feb 24	EASTERN ILLINOI		1.0	2	2	2	0	1	1	0	0	0	0	0	1	13-2	0-0	0	33.75	38
Mar 04	WRIGHT STATE		3.0	1	0	0	0	2	0	0	0	0	0	0	0	12-6	0-0	0	10.38	33
Mar 07	ARMY		2.1	3	1	1	0	1	0	0	0	0	0	0	0	7-5	0-0	0	8.10	28
Mar 14	UNLV		2.2	4	3	3	1	5	1	0	0	0	0	0	0	13-7	0-0	0	8.68	48
Mar 19	AUBURN		2.0	2	0	0	0	0	0	0	0	1	0	0	1	5-0	0-0	0	7.15	35
Mar 25	at LSU-1		2.0	6	5	5	2	3	0	0	0	2	0	0	0	2-12	0-0	0	9.45	62
Mar 31	ALABAMA		3.2	9	3	3	2	1	0	0	1	0	0	0	0	1-12	0-0	0	9.00	64
Apr 07	at Ole Miss-1		1.0	1	0	0	1	1	0	0	0	0	0	0	0	11-2	0-0	0	8.50	13
Apr 12	LITTLE ROCK		2.1	3	3	0	2	3	1	0	0	0	0	0	0	4-11	0-1	0	7.52	36
Apr 18	UCA		1.0	1	0	0	0	1	0	0	0	0	0	1	0	6-3	0-1	1	7.17	11
Apr 25	at Missouri State		0.2	2	2	2	2	0	0	0	1	0	0	0	0	4-8	0-1	1	7.77	23
May 02	vs Lipscomb		4.0	3	0	0	2	1	0	0	0	0	0	1	0	6-8	0-1	1	6.58	55
Totals		0	26.0	39	22	19	13	19	3	0	2	3	0	4	0	90-94	0-1	1	6.58	-

## #41 Will McEntire - 4 games (All games)

Date	Opponent	Pos	AB	R	H	RBI	2B	3B	HR	BB	SB	CS	HBP	SAC	SF	GDP	K	PO	A	E	Avg
Mar 04	WRIGHT STATE	*p	0	0	0	0	0	0	0	0	0	0	0	0	0	0	0	0	0	1	.000
Apr 01	ALABAMA	*p	0	0	0	0	0	0	0	0	0	0	0	0	0	0	0	0	1	0	.000
Apr 08	at Ole Miss	*p	0	0	0	0	0	0	0	0	0	0	0	0	0	0	0	0	1	0	.000
May 06	at Mississippi State	p	0	0	0	0	0	0	0	0	0	0	0	0	0	0	0	0	1	0	.000
Totals		3gs	0	0	0	0	0	0	0	0	0	0	0	0	0	0	0	0	1	3	.000

On base pct. .000 • Slugging pct. .000

## #41 Will McEntire - 14 appearances (All games)

Date	Opponent	GS	IP	H	R	ER	BB	SO	2B	3B	HR	WP	BK	HBP	IBB	Score	W-L	Sv	ERA	NP
Feb 18	vs TCU	*	1.1	5	4	4	1	0	1	0	0	0	0	0	0	6-18	0-0	0	27.00	29
Feb 21	GRAMBLING		0.2	4	1	1	1	0	0	0	0	0	0	0	0	9-7	0-0	0	22.50	19
Feb 25	EASTERN ILLINOI	*	4.2	2	1	1	2	4	0	0	1	0	0	0	0	10-3	1-0	0	8.10	85
Mar 04	WRIGHT STATE	*	5.0	8	3	2	3	6	2	0	2	0	0	0	0	12-6	2-0	0	6.17	95
Mar 11	LOUISIANA TECH	*	9.0	3	1	0	1	6	0	0	0	0	0	0	0	6-1	3-0	0	3.48	97
Mar 18	AUBURN	*	6.0	5	3	3	2	6	0	0	2	0	0	1	0	9-3	4-0	0	3.71	91
Mar 25	at LSU-1	*	4.1	9	7	7	1	2	3	1	3	0	0	0	0	2-12	4-1	0	5.23	91
Apr 01	ALABAMA	*	3.1	7	4	4	0	3	3	0	1	1	0	0	0	9-6	4-1	0	5.77	55
Apr 08	at Ole Miss	*	4.2	5	2	2	2	2	1	0	0	0	0	0	0	6-4	4-1	0	5.54	60
Apr 15	TENNESSEE	*	6.0	6	2	2	3	5	2	0	2	0	0	0	0	6-3	5-1	0	5.20	86
Apr 21	at Georgia	*	4.0	6	6	6	3	6	0	0	4	1	0	0	0	3-7	5-2	0	5.88	76
Apr 28	TEXAS A&M		5.2	2	3	3	3	8	0	0	1	0	1	0	0	10-4	6-2	0	5.76	91
May 02	vs Lipscomb		1.0	1	1	1	0	2	0	0	1	0	0	0	0	6-8	6-2	0	5.82	16
May 06	at Mississippi State		5.0	7	2	2	1	4	1	0	1	0	0	0	0	14-2	6-2	1	5.64	89
Totals		10	60.2	70	40	38	23	54	13	1	18	2	1	1	0	108-84	6-2	1	5.64	-



# ||| INDIVIDUAL GAME-BY-GAME

## #15 Ben McLaughlin - 19 games (All games)

Date	Opponent	Pos	AB	R	H	RBI	2B	3B	HR	BB	SB	CS	HBP	SAC	SF	GDP	K	PO	A	E	Avg
Feb 19	vs Oklahoma State	1b	1	0	0	0	0	0	0	0	0	0	0	0	0	0	0	2	0	0	.000
Feb 21	GRAMBLING	ph	1	0	0	0	0	0	0	0	0	0	0	0	0	0	0	0	0	0	.000
Feb 24	EASTERN ILLINOI	*1b	3	0	0	0	0	0	0	0	0	0	0	0	0	1	0	4	0	0	.000
Feb 25	EASTERN ILLINOI	ph/1	1	0	1	2	0	0	0	1	0	0	0	0	0	0	0	1	0	0	.167
Apr 11	LITTLE ROCK	p	0	0	0	0	0	0	0	0	0	0	1	0	0	0	0	0	0	0	.167
Apr 14	TENNESSEE	*dh	2	0	1	0	0	0	0	1	0	0	0	0	0	0	1	0	0	0	.250
Apr 15	TENNESSEE	*dh	2	0	1	1	0	0	0	0	0	0	0	0	0	0	1	0	0	0	.300
Apr 16	TENNESSEE	*dh	3	0	2	0	0	1	0	0	0	0	0	0	0	0	0	0	0	0	.385
Apr 18	UCA	*1b	4	1	2	0	0	0	0	0	0	0	0	0	0	0	0	8	0	0	.412
Apr 20	at Georgia	*dh	3	0	2	1	0	0	0	0	0	0	0	2	0	0	0	0	0	0	.450
Apr 21	at Georgia	*dh	3	0	0	0	0	0	0	1	0	0	0	0	0	0	0	0	0	0	.391
Apr 22	at Georgia	*dh	4	1	0	0	0	0	0	0	0	0	1	0	0	0	2	0	0	0	.333
Apr 25	at Missouri State	*1b	4	1	2	0	1	0	0	0	0	0	0	0	0	0	0	5	0	0	.355
Apr 27	TEXAS A&M	*dh	4	0	0	0	0	0	0	1	0	0	0	0	0	0	2	0	0	0	.314
Apr 28	TEXAS A&M	*dh	4	2	2	2	1	0	1	1	0	0	0	0	0	0	0	0	0	0	.333
Apr 29	TEXAS A&M	*dh	3	1	2	1	0	0	0	1	0	0	0	0	0	0	1	0	0	0	.357
May 02	vs Lipscomb	*dh/p	5	2	2	0	1	0	0	1	0	0	0	0	0	0	0	0	0	0	.362
May 05	at Mississippi State	*dh	4	1	1	0	0	0	0	0	0	0	0	0	0	0	0	0	0	0	.353
May 06	at Mississippi State	*dh	4	1	1	2	0	0	0	1	0	0	0	0	0	0	0	0	0	0	.345
Totals		15gs	55	10	19	9	3	1	1	8	0	0	4	0	0	1	7	20	0	0	.345

On base pct. .463 • Slugging pct. .491

## #15 Ben McLaughlin - 3 appearances (All games)

Date	Opponent	GS	IP	H	R	ER	BB	SO	2B	3B	HR	WP	BK	HBP	IBB	Score	W-L	Sv	ERA	NP
Mar 28	OMAHA		1.0	0	0	0	0	2	0	0	0	0	0	0	0	16-3	0-0	0	0.00	11
Apr 11	LITTLE ROCK		1.0	4	3	3	1	2	0	0	0	1	0	0	0	21-5	0-0	0	13.50	33
May 02	vs Lipscomb		0.2	1	2	2	3	0	0	0	0	0	0	0	0	6-8	0-1	0	16.88	28
Totals		0	2.2	5	5	5	4	4	0	0	0	1	0	0	0	43-16	0-1	0	16.88	-

## #32 Zack Morris - 2 games (All games)

Date	Opponent	Pos	AB	R	H	RBI	2B	3B	HR	BB	SB	CS	HBP	SAC	SF	GDP	K	PO	A	E	Avg
Feb 21	GRAMBLING	p	0	0	0	0	0	0	0	0	0	0	0	0	0	0	0	0	1	0	.000
Feb 26	EASTERN ILLINOI	p	0	0	0	0	0	0	0	0	0	0	0	0	0	0	0	0	0	1	.000
Totals		0gs	0	0	0	0	0	0	0	0	0	0	0	0	0	0	0	0	1	1	.000

On base pct. .000 • Slugging pct. .000

## #32 Zack Morris - 13 appearances (All games)

Date	Opponent	GS	IP	H	R	ER	BB	SO	2B	3B	HR	WP	BK	HBP	IBB	Score	W-L	Sv	ERA	NP
Feb 18	vs TCU		3.1	3	2	2	1	2	0	0	0	0	0	0	0	6-18	0-1	0	5.40	59
Feb 21	GRAMBLING		1.2	5	4	4	1	2	0	0	0	0	1	0	0	9-7	0-1	0	10.80	33
Feb 26	EASTERN ILLINOI		0.1	2	3	2	0	0	0	0	0	0	0	0	0	3-12	0-1	0	13.50	9
Mar 01	ILLINOIS STATE	*	1.0	5	2	2	1	1	2	0	0	0	0	0	0	10-9	0-1	0	14.21	34
Mar 15	UNLV		3.0	1	2	0	1	2	0	0	0	0	0	0	0	5-2	0-1	1	9.64	56
Mar 21	SEMO		3.0	3	1	1	1	5	0	0	0	0	0	1	0	12-2	0-1	2	8.03	51
Mar 25	at LSU-2		1.0	3	4	2	1	0	0	1	1	0	0	0	0	5-14	0-2	2	8.78	27
Mar 31	ALABAMA		0.1	0	0	0	0	1	0	0	0	0	0	0	0	1-12	0-2	2	8.56	3
Apr 12	LITTLE ROCK		1.1	1	1	1	3	1	1	0	0	1	0	0	0	4-11	0-2	2	8.40	31
Apr 21	at Georgia		1.0	2	0	0	1	1	0	0	0	0	0	0	0	3-7	0-2	2	7.88	14
Apr 25	at Missouri State		0.2	4	5	5	1	2	1	0	0	0	0	0	0	4-8	0-3	2	10.26	30
Apr 29	TEXAS A&M		1.2	2	3	3	1	4	0	0	0	0	0	1	0	8-7	0-3	2	10.80	41
May 02	vs Lipscomb		2.0	0	0	0	1	4	0	0	0	0	0	0	0	6-8	0-3	2	9.74	34
Totals		1	20.1	31	27	22	13	25	4	1	1	1	1	2	0	76-117	0-3	2	9.74	-

## #26 Mason Neville - 15 games (All games)

Date	Opponent	Pos	AB	R	H	RBI	2B	3B	HR	BB	SB	CS	HBP	SAC	SF	GDP	K	PO	A	E	Avg
Feb 18	vs TCU	of	0	0	0	0	0	0	0	0	0	0	0	0	0	0	0	0	0	0	.000
Feb 19	vs Oklahoma State	ph/of	1	0	1	0	0	0	0	1	0	0	0	0	0	0	0	1	0	0	1.000
Feb 26	EASTERN ILLINOI	*dh	3	1	0	0	0	0	0	0	0	0	0	0	0	0	1	0	0	0	.250
Mar 03	WRIGHT STATE	ph	1	0	0	0	0	0	0	0	0	0	0	0	0	0	1	0	0	0	.200
Mar 04	WRIGHT STATE	pr/of	0	0	0	0	0	0	0	0	0	0	0	0	0	0	0	0	0	0	.200
Mar 14	UNLV	*of	3	0	0	0	0	0	0	0	0	0	0	0	0	0	3	1	0	0	.125
Mar 15	UNLV	pr/of	0	1	0	0	0	0	0	0	0	0	0	0	0	0	0	0	0	0	.125
Mar 21	SEMO	*of	2	1	0	1	0	0	0	1	0	0	0	0	0	0	1	1	0	0	.100
Mar 28	OMAHA	pr/of	1	1	0	0	0	0	0	0	0	0	0	0	0	0	1	1	0	0	.091
Apr 11	LITTLE ROCK	ph/of	4	1	1	1	0	0	0	1	0	0	0	0	0	0	3	1	0	0	.133
Apr 16	TENNESSEE	of	0	0	0	0	0	0	0	0	0	0	0	0	0	0	0	0	0	0	.133
Apr 28	TEXAS A&M	*of	0	0	0	0	0	0	0	0	0	0	0	0	0	0	0	0	0	0	.133
May 02	vs Lipscomb	*of	3	0	0	0	0	0	0	0	0	0	0	0	0	0	2	1	0	0	.111
May 05	at Mississippi State	*of	3	0	0	0	0	0	0	0	0	0	0	1	0	0	3	3	0	0	.095
May 06	at Mississippi State	*of	3	2	1	0	1	0	0	1	0	0	1	0	0	0	2	4	0	1	.125
Totals		7gs	24	7	3	2	1	0	0	4	0	0	1	1	0	0	17	13	0	1	.125

On base pct. .276 • Slugging pct. .167

## #16 Hudson Polk - 22 games (All games)

Date	Opponent	Pos	AB	R	H	RBI	2B	3B	HR	BB	SB	CS	HBP	SAC	SF	GDP	K	PO	A	E	Avg
Feb 17	vs Texas	*c	4	0	0	0	0	0	0	0	0	0	0	0	0	0	2	13	0	0	.000
Feb 18	vs TCU	*c	4	1	1	1	0	0	1	0	0	0	0	0	0	0	0	7	0	0	.125
Feb 21	GRAMBLING	c	0	0	0	0	0	0	0	0	0	0	0	0	0	0	0	2	0	0	.125
Feb 24	EASTERN ILLINOI	*c	2	2	0	0	0	0	0	1	0	0	1	0	0	0	0	10	0	0	.100
Feb 26	EASTERN ILLINOI	*c	2	0	0	0	0	0	0	1	0	0	0	0	0	0	0	7	0	0	.083
Mar 04	WRIGHT STATE	*c	3	1	0	1	0	0	0	1	0	0	1	0	0	0	0	8	1	0	.067
Mar 07	ARMY	*c	2	0	0	0	0	0	0	0	0	0	0	0	0	1	0	5	0	0	.059
Mar 11	LOUISIANA TECH	*c	2	0	0	0	0	0	0	1	0	1	0	0	0	0	0	6	0	0	.053
Mar 14	UNLV	*c	4	0	1	0	0	0	0	0	0	1	1	0	0	0	2	11	0	0	.087
Mar 18	AUBURN	*c	2	0	0	0	0	0	0	0	0	0	0	0	0	0	2	5	0	0	.080
Mar 21	SEMO	*c	2	1	1	0	0	0	0	1	0	0	0	0	0	0	0	10	1	0	.111
Mar 25	at LSU-1	*c	3	0	1	0	0	0	0	0	0	0	0	0	0	1	1	5	0	0	.133
Mar 28	OMAHA	c	1	0	0	0	0	0	0	0	0	0	0	0	0	0	0	3	0	0	.129
Apr 07	at Ole Miss-2	c	0	0	0	0	0	0	0	0	0	0	0	0	0	0	0	2	0	0	.129
Apr 11	LITTLE ROCK	*c	2	2	1	2	0	0	0	1	0	0	2	0	0	0	0	6	1	0	.152
Apr 12	LITTLE ROCK	*c	2	0	0	0	0	0	0	1	0	0	0	0	0	1	1	14	1	0	.143
Apr 18	UCA	*c	3	0	1	1	0	0	0	1	0	0	0	0	0	0	1	8	0	1	.158
Apr 20	at Georgia	*c	4	0	0	0	0	0	0	0	0	0	0	0	0	0	3	4	0	0	.143
Apr 21	at Georgia	*c	3	1	1	0	1	0	0	0	0	0	0	0	0	0	1	10	0	0	.156
Apr 22	at Georgia	*c	3	1	1	2	0	0	1	0	0	0	0	0	1	0	1	9	1	0	.167
Apr 25	at Missouri State	*c	2	0	0	0	0	0	0	0	0	0	0	0	0	0	0	5	1	0	.160
May 02	vs Lipscomb	*c	3	0	1	0	0	0	0	0	0	0	1	0	0	0	0	10	0	0	.170
Totals		19gs	53	9	9	7	1	0	2	8	0	2	6	0	1	3	14	160	6	1	.170

On base pct. .338 • Slugging pct. .302

## #18 Reese Robinett - 13 games (All games)

Date	Opponent	Pos	AB	R	H	RBI	2B	3B	HR	BB	SB	CS	HBP	SAC	SF	GDP	K	PO	A	E	Avg
Feb 19	vs Oklahoma State	ph/d	1	1	1	0	0	0	0	0	0	0	0	0	0	0	0	0	0	0	1.000
Feb 25	EASTERN ILLINOI	pr/1b	0	0	0	0	0	0	0	0	0	0	0	0	0	0	0	0	0	0	1.000
Feb 26	EASTERN ILLINOI	*3b	4	0	0	0	0	0	0	0	0	0	0	0	0	0	1	1	3	0	.200
Mar 04	WRIGHT STATE	1b	0	0	0	0	0	0	0	0	0	0	0	0	0	0	0	1	0	0	.200
Mar 14	UNLV	*1b	3	0	1	2	0	0	0	0	0	0	0	0	0	0	0	2	0	0	.250
Mar 21	SEMO	*1b	4	2	2	1	0	0	1	0	0	0	0	0	0	0	2	5	0	0	.333
Mar 24	at LSU	ph	1	1	1	3	0	0	1	0	0	0	0	0	0	0	0	0	0	0	.385
Mar 25	at LSU-2	ph	1	0	0	1	0	0	0	0	0	0	0	0	0	0	0	0	0	0	.357
Mar 28	OMAHA	*3b	3	2	1	0	0	0	0	1	0	0	0	0	0	0	1	0	2	0	.353
Apr 01	ALABAMA	*1b	2	0	0	0	0	0	0	0	0	0	0	0	0	0	2	8	0	0	.316
Apr 11	LITTLE ROCK	pr/1b	2	1	0	0	0	0	0	0	0	0	0	0	0	1	0	3	0	0	.286
Apr 15	TENNESSEE	ph/d	2	0	0	0	0	0	0	0	0	0	0	0	0	0	2	0	0	0	.261
Apr 25	at Missouri State	ph	1	0	0	0	0	0	0	0	0	0	0	0	0	0	1	0	0	0	.250
Totals		5gs	24	7	6	7	0	0	2	1	0	0	0	0	0	1	9	20	5	0	.250

On base pct. .280 • Slugging pct. .500



# ||| INDIVIDUAL GAME-BY-GAME

## #44 Parker Rowland - 32 games (All games)

Date	Opponent	Pos	AB	R	H	RBI	2B	3B	HR	BB	SB	CS	HBP	SAC	SF	GDP	K	PO	A	E	Avg
Feb 19	vs Oklahoma State	*c	3	1	0	2	0	0	0	1	0	0	0	0	1	0	2	10	0	0	.000
Feb 21	GRAMBLING	*c	3	1	1	1	0	0	0	1	0	0	0	0	0	0	0	9	2	1	.167
Feb 25	EASTERN ILLINOI	*c	4	0	2	2	1	0	0	1	0	0	0	0	0	0	1	8	0	0	.300
Mar 01	ILLINOIS STATE	*c	5	1	2	1	1	0	0	0	0	0	0	0	0	0	2	10	0	0	.333
Mar 03	WRIGHT STATE	*c	4	0	0	1	0	0	0	0	0	0	0	0	0	0	0	10	1	0	.263
Mar 05	WRIGHT STATE	*c	4	1	1	1	0	0	1	0	0	0	0	0	0	0	1	5	2	0	.261
Mar 07	ARMY	c	1	0	0	0	0	0	0	0	0	0	0	0	0	0	0	1	0	0	.250
Mar 10	LOUISIANA TECH	*c	3	1	1	2	0	0	1	1	0	0	0	1	0	1	1	11	0	0	.259
Mar 12	LOUISIANA TECH	*c	4	1	0	0	0	0	0	1	0	0	0	0	0	0	1	14	0	0	.226
Mar 15	UNLV	*c	3	0	0	0	0	0	0	1	0	0	0	0	0	0	1	7	0	0	.206
Mar 17	AUBURN	*c	4	1	1	1	0	0	0	0	0	0	0	0	0	0	2	8	0	0	.211
Mar 18	AUBURN	c	1	0	0	0	0	0	0	0	0	0	0	0	0	0	1	4	0	0	.205
Mar 19	AUBURN	*c	3	0	1	0	0	0	0	0	0	0	0	0	0	0	1	6	1	0	.214
Mar 24	at LSU	*c	3	1	0	0	0	0	0	1	0	0	0	0	0	0	2	14	3	0	.200
Mar 25	at LSU-2	*c	4	0	1	0	0	0	0	0	0	0	0	0	0	0	3	6	1	0	.204
Mar 28	OMAHA	*c	1	2	1	1	0	0	0	2	0	0	0	0	0	0	0	4	0	0	.220
Mar 31	ALABAMA	*c	3	0	0	0	0	0	0	0	0	0	0	0	0	1	0	8	1	0	.208
Apr 01	ALABAMA	*c	3	1	1	0	0	0	0	1	0	1	0	0	0	0	2	9	0	0	.214
Apr 02	ALABAMA	*c	4	0	2	1	0	0	0	0	0	0	0	0	0	0	1	4	2	0	.233
Apr 07	at Ole Miss-1	*c	5	0	1	0	0	0	0	0	0	0	0	0	0	0	3	6	0	0	.231
Apr 07	at Ole Miss-2	*c	3	0	0	0	0	0	0	0	0	0	0	0	0	0	1	8	0	0	.221
Apr 08	at Ole Miss	*c	4	0	0	0	0	0	0	0	0	0	0	0	0	0	3	6	0	0	.208
Apr 14	TENNESSEE	*c	4	1	1	0	0	0	0	0	0	0	0	0	0	1	0	14	0	0	.211
Apr 15	TENNESSEE	*c	4	0	0	0	0	0	0	0	0	0	0	0	0	0	3	11	2	0	.200
Apr 16	TENNESSEE	*c	4	0	1	0	0	0	0	0	0	0	0	0	0	1	2	7	0	0	.202
Apr 25	at Missouri State	c	1	0	0	0	0	0	0	0	0	0	0	0	0	0	0	3	0	0	.200
Apr 27	TEXAS A&M	*c	4	1	2	0	0	0	0	1	0	0	0	0	0	0	1	5	1	0	.213
Apr 28	TEXAS A&M	*c	3	2	1	1	0	0	0	1	0	0	0	0	0	0	1	11	3	0	.217
Apr 29	TEXAS A&M	*c	3	0	0	0	0	0	0	1	0	0	0	0	0	0	3	10	1	0	.211
May 02	vs Lipscomb	c	1	0	0	0	0	0	0	0	0	0	0	0	0	0	0	2	1	0	.208
May 05	at Mississippi State	*c	3	1	0	0	0	0	0	1	0	0	0	0	0	0	0	13	1	0	.202
May 06	at Mississippi State	*c	3	1	0	0	0	0	0	1	0	0	0	0	0	1	1	5	0	0	.196
Totals		28qs	102	17	20	14	2	0	2	15	0	1	0	1	1	5	39	249	22	1	.196

On base pct. .297 • Slugging pct. .275

## #17 Brady Slavens - 44 games (All games)

Date	Opponent	Pos	AB	R	H	RBI	2B	3B	HR	BB	SB	CS	HBP	SAC	SF	GDP	K	PO	A	E	Avg
Feb 17	vs Texas	*1b	4	1	2	0	1	0	0	0	0	0	0	0	0	0	1	9	0	0	.500
Feb 18	vs TCU	*1b	5	1	1	0	1	0	0	0	0	0	0	0	0	0	2	4	1	0	.333
Feb 19	vs Oklahoma State	*1b	3	1	1	2	1	0	0	1	0	0	0	0	0	0	1	2	0	0	.333
Feb 21	GRAMBLING	*1b	4	0	1	1	1	0	0	0	0	0	0	0	0	0	2	9	0	0	.312
Feb 24	EASTERN ILLINOI	*3b	4	2	2	1	0	0	0	0	1	0	0	0	0	0	1	0	2	0	.350
Feb 25	EASTERN ILLINOI	*1b/3	4	1	2	2	0	0	0	1	0	0	0	0	0	0	1	9	0	0	.375
Feb 26	EASTERN ILLINOI	*1b	4	0	0	0	0	0	0	0	0	0	0	0	0	0	0	9	0	0	.321
Mar 01	ILLINOIS STATE	*1b	5	1	0	0	0	0	0	1	0	0	0	0	0	0	0	14	0	0	.273
Mar 03	WRIGHT STATE	*1b	3	3	2	4	0	0	1	1	0	0	0	0	0	0	0	7	2	0	.306
Mar 04	WRIGHT STATE	*1b	3	1	2	0	0	0	0	1	1	0	0	0	0	0	0	5	0	0	.333
Mar 05	WRIGHT STATE	*1b	4	0	2	0	1	0	0	0	0	0	0	0	0	1	0	7	0	0	.349
Mar 07	ARMY	*1b	3	1	0	0	0	0	0	0	0	0	1	0	0	1	0	11	0	0	.326
Mar 10	LOUISIANA TECH	*1b	4	2	1	0	0	0	0	1	0	0	0	0	0	0	1	6	1	0	.320
Mar 11	LOUISIANA TECH	*1b	4	0	1	1	1	0	0	0	0	0	0	0	0	1	0	4	0	0	.315
Mar 12	LOUISIANA TECH	*1b	6	1	2	2	0	0	0	0	0	0	0	0	0	0	0	4	1	0	.317
Mar 14	UNLV	1b	0	0	0	0	0	0	0	0	0	0	0	0	0	0	0	2	0	0	.317
Mar 15	UNLV	*1b	4	0	1	0	1	0	0	0	0	0	0	0	0	0	0	9	1	0	.312
Mar 17	AUBURN	*1b	5	1	1	3	0	0	1	0	0	0	0	0	0	0	1	11	1	0	.304
Mar 18	AUBURN	*1b	2	2	1	0	1	0	0	1	0	0	1	0	0	0	0	9	0	0	.310
Mar 19	AUBURN	*1b	3	0	0	0	0	0	0	1	0	0	0	0	0	0	2	5	0	0	.297
Mar 24	at LSU	*1b	4	0	0	1	0	0	0	0	0	0	0	0	1	0	2	4	0	0	.282
Mar 25	at LSU-1	*1b	2	0	0	0	0	0	0	0	0	0	1	0	0	0	0	2	2	0	.275
Mar 25	at LSU-2	*1b	5	1	1	0	1	0	0	0	0	0	0	0	0	0	0	4	0	0	.271
Mar 31	ALABAMA	*1b	3	0	0	0	0	0	0	0	0	0	0	0	0	0	3	8	0	0	.261
Apr 01	ALABAMA	1b	2	1	1	0	0	0	0	0	0	0	0	0	0	0	0	3	1	0	.267
Apr 02	ALABAMA	*1b	4	0	1	0	0	0	0	0	0	0	0	0	0	0	0	9	2	0	.266
Apr 07	at Ole Miss-1	*1b	4	1	3	5	0	0	1	0	0	0	0	0	1	0	1	7	0	0	.286
Apr 07	at Ole Miss-2	*1b	4	0	2	1	0	0	0	0	1	0	0	0	0	0	1	9	0	0	.294
Apr 08	at Ole Miss	*1b	4	0	0	0	0	0	0	0	0	0	0	0	0	1	1	10	1	0	.283
Apr 12	LITTLE ROCK	*1b	4	1	2	2	1	0	1	0	0	0	0	0	0	0	0	3	3	1	.291
Apr 14	TENNESSEE	*1b	4	1	0	0	0	0	0	0	0	0	0	0	0	0	0	7	0	0	.281
Apr 15	TENNESSEE	*1b	2	0	0	0	0	0	0	1	1	0	1	0	0	0	2	4	0	0	.276
Apr 16	TENNESSEE	*1b	3	0	1	4	0	1	0	0	0	0	0	0	1	0	0	8	0	0	.277
Apr 18	UCA	ph	1	1	1	1	0	0	0	0	0	0	0	0	0	0	0	0	0	0	.283
Apr 20	at Georgia	*1b	4	0	0	0	0	0	0	0	0	0	1	0	0	0	0	8	0	0	.274
Apr 21	at Georgia	*1b	4	1	1	2	0	0	1	0	0	0	0	0	0	0	0	6	1	0	.273
Apr 22	at Georgia	*1b	3	0	1	0	0	0	0	1	0	0	0	0	0	0	0	1	6	1	.275
Apr 25	at Missouri State	*of	4	1	1	1	0	0	0	0	0	0	0	0	0	0	2	0	0	0	.274
Apr 27	TEXAS A&M	*1b	4	1	1	0	0	0	0	1	1	0	0	0	0	0	1	9	0	0	.273
Apr 28	TEXAS A&M	*1b	4	1	1	0	0	1	0	0	0	0	0	0	0	0	1	8	1	0	.273
Apr 29	TEXAS A&M	*1b	2	2	0	0	0	0	0	2	0	0	0	0	0	0	1	7	0	0	.269
May 02	vs Lipscomb	ph/1	1	0	1	0	0	0	0	1	0	0	0	0	0	0	0	3	0	0	.274
May 05	at Mississippi State	*1b	4	1	1	2	0	0	1	0	0	0	0	0	0	0	0	5	0	0	.273
May 06	at Mississippi State	*1b	4	2	1	1	0	0	1	1	0	0	0	0	0	0	1	7	0	0	.273
Totals		40gs	154	33	42	36	10	2	7	15	5	0	5	0	3	4	29	273	21	1	.273

On base pct. .350 • Slugging pct. .500

## #33 Hagen Smith - 5 games (All games)

Date	Opponent	Pos	AB	R	H	RBI	2B	3B	HR	BB	SB	CS	HBP	SAC	SF	GDP	K	PO	A	E	Avg
Feb 17	vs Texas	*p	0	0	0	0	0	0	0	0	0	0	0	0	0	0	0	0	1	0	.000
Apr 01	ALABAMA	p	0	0	0	0	0	0	0	0	0	0	0	0	0	0	0	1	0	0	.000
Apr 07	at Ole Miss-2	*p	0	0	0	0	0	0	0	0	0	0	0	0	0	0	0	1	0	0	.000
Apr 22	at Georgia	*p	0	0	0	0	0	0	0	0	0	0	0	0	0	0	0	1	0	0	.000
May 05	at Mississippi State	*p	0	0	0	0	0	0	0	0	0	0	0	0	0	0	0	0	1	0	.000
Totals		4gs	0	0	0	0	0	0	0	0	0	0	0	0	0	0	0	3	2	0	.000

On base pct. .000 • Slugging pct. .000



# III INDIVIDUAL GAME-BY-GAME

## #33 Hagen Smith - 13 appearances (All games)

Date	Opponent	GS	IP	H	R	ER	BB	SO	2B	3B	HR	WP	BK	HBP	IBB	Score	W-L	Sv	ERA	NP
Feb 17	vs Texas	*	5.0	1	0	0	2	8	0	0	0	0	0	0	0	3-2	0-0	0	0.00	68
Feb 24	EASTERN ILLINOI	*	4.2	3	0	0	3	6	1	0	0	0	0	0	0	13-2	1-0	0	0.00	97
Mar 03	WRIGHT STATE	*	4.2	3	1	1	5	7	0	0	1	1	0	0	0	12-2	2-0	0	0.63	105
Mar 10	LOUISIANA TECH	*	5.0	4	2	2	4	7	1	0	0	0	0	0	0	7-4	3-0	0	1.40	86
Mar 17	AUBURN		3.0	0	0	0	2	5	0	0	0	0	0	0	0	7-2	3-0	1	1.21	44
Mar 19	AUBURN		0.2	0	0	0	0	1	0	0	0	0	0	0	0	5-0	3-0	1	1.17	7
Mar 24	at LSU		4.2	5	3	3	3	8	0	0	2	0	0	1	0	9-3	4-0	1	1.95	80
Apr 01	ALABAMA		3.0	5	2	2	1	3	0	0	1	0	0	1	1	9-6	5-0	1	2.35	52
Apr 07	at Ole Miss-2	*	5.0	4	4	4	2	7	2	0	1	0	0	1	0	4-7	5-1	1	3.03	69
Apr 14	TENNESSEE		3.0	1	0	0	0	7	0	0	0	0	0	0	0	5-2	5-1	2	2.79	55
Apr 22	at Georgia	*	5.0	3	2	2	3	8	1	0	1	0	0	0	0	8-9	5-1	2	2.89	96
Apr 27	TEXAS A&M		4.0	2	0	0	2	4	1	0	0	0	0	0	0	7-5	6-1	2	2.64	70
May 05	at Mississippi State	*	5.0	2	2	1	5	8	0	0	0	1	0	2	0	6-2	7-1	2	2.56	112
Totals		7	52.2	33	16	15	32	79	6	0	6	2	0	5	1	95-46	7-1	2	2.56	-

## #10 Peyton Stovall - 38 games (All games)

Date	Opponent	Pos	AB	R	H	RBI	2B	3B	HR	BB	SB	CS	HBP	SAC	SF	GDP	K	PO	A	E	Avg
Feb 17	vs Texas	*2b	4	0	0	0	0	0	0	1	0	0	0	0	0	1	1	1	5	0	.000
Feb 18	vs TCU	*2b	4	1	1	0	0	0	0	1	0	0	0	0	0	0	0	6	1	0	.125
Feb 19	vs Oklahoma State	*2b	1	3	1	2	0	0	0	2	0	0	1	0	0	0	0	2	1	0	.222
Feb 21	GRAMBLING	*2b	3	1	2	1	0	0	0	0	2	0	1	0	1	0	0	1	1	0	.333
Feb 25	EASTERN ILLINOI	*2b	4	0	0	0	0	0	0	0	0	0	1	0	0	0	3	2	3	0	.250
Feb 26	EASTERN ILLINOI	*2b	4	0	0	0	0	0	0	0	0	0	0	0	0	0	1	1	1	0	.200
Mar 01	ILLINOIS STATE	*2b	6	2	3	1	1	0	1	0	0	0	0	0	0	0	0	1	1	0	.269
Mar 03	WRIGHT STATE	*2b	4	2	3	4	1	0	1	0	0	0	0	0	0	0	0	0	3	0	.333
Mar 04	WRIGHT STATE	*2b	4	3	2	2	0	0	1	1	0	0	0	0	0	0	0	2	1	0	.353
Mar 05	WRIGHT STATE	*2b	5	1	2	0	0	0	0	0	0	0	0	0	0	0	1	3	2	0	.359
Mar 07	ARMY	*2b	4	1	1	0	0	0	0	0	0	0	0	0	0	0	1	2	1	0	.349
Mar 10	LOUISIANA TECH	*2b	4	0	1	1	0	0	0	0	0	0	0	0	1	0	1	3	2	0	.340
Mar 11	LOUISIANA TECH	*2b	4	1	3	1	1	1	0	0	0	0	0	0	0	0	0	3	1	0	.373
Mar 12	LOUISIANA TECH	*2b	4	2	0	3	0	0	0	1	0	0	0	0	1	0	1	0	1	1	.345
Mar 17	AUBURN	*2b	3	1	0	1	0	0	0	1	0	0	0	0	1	0	1	3	3	0	.328
Mar 18	AUBURN	*2b	4	2	1	0	0	0	0	1	0	0	0	0	0	0	0	1	3	1	.323
Mar 19	AUBURN	*2b	3	1	1	0	0	0	0	0	0	0	1	0	0	0	1	2	3	0	.323
Mar 24	at LSU	*2b	4	1	2	1	0	0	0	0	0	0	0	0	1	0	1	2	0	0	.333
Mar 25	at LSU-1	*2b	4	0	0	0	0	0	0	0	0	0	0	0	0	0	2	3	0	0	.315
Mar 25	at LSU-2	*2b	4	0	0	0	0	0	0	1	0	0	0	0	0	0	0	0	3	0	.299
Mar 28	OMAHA	*2b	4	1	1	2	0	0	0	0	0	0	0	0	0	0	0	0	0	0	.296
Mar 31	ALABAMA	*2b	4	0	1	0	0	0	0	0	0	0	0	0	0	0	2	2	3	0	.294
Apr 01	ALABAMA	*2b	4	0	0	0	0	0	0	0	0	0	0	0	0	0	1	0	3	0	.281
Apr 02	ALABAMA	*2b	4	1	1	0	0	0	0	0	0	0	0	0	0	0	0	2	4	0	.280
Apr 07	at Ole Miss-1	*2b	4	0	1	1	0	0	0	1	0	0	0	0	0	0	1	3	3	0	.278
Apr 07	at Ole Miss-2	*2b	5	1	3	2	0	0	1	0	0	0	0	0	0	0	0	0	4	0	.294
Apr 08	at Ole Miss	*2b	4	0	2	2	0	0	0	0	0	0	0	0	0	0	2	4	5	0	.302
Apr 12	LITTLE ROCK	*2b	4	0	0	0	0	0	0	1	0	0	0	0	0	0	1	2	1	0	.291
Apr 14	TENNESSEE	*2b	4	0	0	0	0	0	0	0	0	0	0	0	0	0	1	2	1	0	.281
Apr 15	TENNESSEE	*2b	3	1	0	0	0	0	0	0	0	0	1	0	0	0	0	4	2	0	.274
Apr 16	TENNESSEE	*2b	3	1	1	1	0	0	0	1	0	0	0	0	0	0	0	2	3	0	.275
Apr 18	UCA	*2b	4	0	2	0	0	0	0	1	1	0	0	0	0	0	0	4	4	0	.282
Apr 20	at Georgia	*2b	5	1	1	1	1	0	0	0	0	0	0	0	0	0	0	3	6	0	.279
Apr 21	at Georgia	*2b	4	0	0	0	0	0	0	0	0	0	0	0	0	0	0	3	4	0	.271
Apr 22	at Georgia	*2b	4	0	0	0	0	0	0	1	0	0	0	0	0	0	1	1	2	0	.263
Apr 27	TEXAS A&M	*2b	5	1	1	4	0	0	1	0	0	0	0	0	0	0	2	2	4	0	.261
Apr 28	TEXAS A&M	*2b	3	1	1	1	0	0	0	1	0	1	0	0	1	0	0	0	3	0	.262
Apr 29	TEXAS A&M	*2b	5	0	0	0	0	0	0	0	0	0	0	0	0	0	2	3	2	1	.253
Totals		38gs	150	30	38	31	4	1	5	15	3	1	5	0	6	1	27	75	90	3	.253

On base pct. .330 • Slugging pct. .393

## #25 Brady Tygart - 2 games (All games)

Date	Opponent	Pos	AB	R	H	RBI	2B	3B	HR	BB	SB	CS	HBP	SAC	SF	GDP	K	PO	A	E	Avg
Feb 21	GRAMBLING	p	0	0	0	0	0	0	0	0	0	0	0	0	0	0	0	0	0	1	.000
Apr 28	TEXAS A&M	*p	0	0	0	0	0	0	0	0	0	0	0	0	0	0	0	0	1	0	.000
Totals		1gs	0	0	0	0	0	0	0	0	0	0	0	0	0	0	0	0	1	1	.000

On base pct. .000 • Slugging pct. .000

## #25 Brady Tygart - 6 appearances (All games)

Date	Opponent	GS	IP	H	R	ER	BB	SO	2B	3B	HR	WP	BK	HBP	IBB	Score	W-L	Sv	ERA	NP
Feb 17	vs Texas		1.2	0	0	0	0	3	0	0	0	0	0	0	0	3-2	0-0	1	0.00	20
Feb 21	GRAMBLING		2.0	2	0	0	0	4	0	0	0	0	0	0	0	9-7	1-0	1	0.00	28
Feb 25	EASTERN ILLINOI		1.0	2	1	1	0	1	0	0	0	0	0	0	0	10-3	1-0	1	1.93	19
Mar 01	ILLINOIS STATE		1.2	2	4	3	1	2	0	0	2	0	0	1	0	10-9	1-0	1	5.68	34
Apr 28	TEXAS A&M	*	1.0	0	0	0	1	0	0	0	0	0	0	0	0	10-4	1-0	1	4.91	20
May 06	at Mississippi State	*	2.0	0	0	0	1	1	0	0	0	0	0	0	0	14-2	2-0	1	3.86	20
Totals		2	9.1	6	5	4	3	11	0	0	2	0	0	1	0	56-27	2-0	1	3.86	-

## #11 Jared Wegner - 33 games (All games)

Date	Opponent	Pos	AB	R	H	RBI	2B	3B	HR	BB	SB	CS	HBP	SAC	SF	GDP	K	PO	A	E	Avg
Feb 17	vs Texas	*of	3	1	1	0	0	0	0	1	0	0	0	0	0	0	1	0	0	0	.333
Feb 18	vs TCU	*of	4	1	3	3	1	0	1	0	0	0	0	0	0	0	0	1	0	0	.571
Feb 19	vs Oklahoma State	*of	4	2	2	5	0	1	1	1	0	0	1	0	0	0	1	1	0	0	.545
Feb 21	GRAMBLING	*of	3	1	1	2	0	0	0	1	0	0	0	0	1	0	1	0	0	0	.500
Feb 24	EASTERN ILLINOI	*of	4	1	1	2	0	0	0	0	0	0	0	0	0	0	2	2	0	0	.444
Feb 25	EASTERN ILLINOI	*of	3	3	2	0	1	0	0	2	1	0	0	0	0	0	0	1	0	0	.476
Feb 26	EASTERN ILLINOI	*of	4	0	0	0	0	0	0	0	0	0	0	0	0	0	1	1	0	0	.400
Mar 01	ILLINOIS STATE	*of	5	1	3	3	0	0	1	1	1	0	0	0	0	0	0	1	0	0	.433
Mar 03	WRIGHT STATE	*of	3	3	1	1	0	0	1	2	1	0	0	0	0	0	1	1	0	0	.424
Mar 04	WRIGHT STATE	*of	3	3	2	2	0	0	1	2	0	0	0	0	0	0	0	3	0	0	.444
Mar 05	WRIGHT STATE	*of	5	1	1	1	0	0	0	0	0	0	0	0	0	0	1	5	0	0	.415
Mar 07	ARMY	*of	4	1	2	3	0	0	1	0	0	0	0	0	0	0	0	1	0	0	.422
Mar 10	LOUISIANA TECH	*of	5	1	1	0	0	0	0	0	0	0	0	0	0	0	1	1	0	0	.400
Mar 11	LOUISIANA TECH	*of	4	1	1	1	0	0	0	0	0	0	0	0	0	0	1	3	0	0	.389
Mar 12	LOUISIANA TECH	*of	1	2	1	3	0	0	1	5	0	0	0	0	0	0	0	1	0	0	.400
Mar 14	UNLV	*of/of	4	1	1	1	0	0	0	1	0	0	0	0	0	0	1	4	0	0	.390
Mar 15	UNLV	*of	3	1	1	2	0	0	1	1	0	0	0	0	0	0	1	4	0	0	.387
Mar 17	AUBURN	*of	3	1	2	1	0	0	0	2	0	0	0	0	0	0	1	1	0	0	.400
Mar 18	AUBURN	*of	4	1	1	0	0	0	0	0	0	0	0	0	0	0	2	1	0	0	.391
Mar 19	AUBURN	*of	4	1	1	3	0	0	1	0	0	0	0	0	0	0	1	5	0	0	.384
Mar 21	SEMO	*of	4	2	2	2	1	0	0	0	0	0	0	0	0	0	1	2	0	0	.390
Mar 24	at LSU	*of	3	1	0	0	0	0	0	2	0	0	0	0	0	0	1	4	0	0	.375
Mar 25	at LSU-1	*of	2	1	1	2	0	0	1	0	0	0	1	0	0	0	0	3	0	0	.378
Mar 25	at LSU-2	*of	4	1	2	1	0	0	1	1	0	0	0	0	0	0	1	3	0	0	.384
Mar 28	OMAHA	*of	3	1	1	2	0	1	0	1	0	0	0	0	0	0	1	0	0	0	.382
Mar 31	ALABAMA	*of	4	0	0	0	0	0	0	0	0	0	0	0	0	0	2	2	0	0	.366
Apr 01	ALABAMA	*of	3	0	1	0	0	0	0	1	0	0	0	0	0	0	2	2	0	0	.365
Apr 02	ALABAMA	*of	4	1	2	3	0	0	1	0	0	0	0	0	0	0	1	2	0	0	.370
Apr 07	at Ole Miss-1	*of	5	1	2	1	0	0	0	0	0	0	0	0	0	1	1	1	0	0	.371
Apr 07	at Ole Miss-2	*of	3	1	0	0	0	0	0	1	0	0	1	0	0	0	2	2	0	0	.361
Apr 08	at Ole Miss	*of	3	0	0	0	0	0	0	1	0	0	0	0	0	0	2	1	0	0	.351
Apr 11	LITTLE ROCK	*of	0	1	0	0	0	0	0	1	0	0	0	0	0	0	0	0	0	0	.351
Apr 14	TENNESSEE	of	0	0	0	0	0	0	0	0	0	0	0	0	0	0	0	0	0	0	.351
Totals		32gs	111	37	39	44	3	2	12	27	3	0	3	0	1	1	30	59	0	0	.351

On base pct. .486 • Slugging pct. .739

## #45 Gage Wood - 5 games (All games)

Date	Opponent	Pos	AB	R	H	RBI	2B	3B	HR	BB	SB	CS	HBP	SAC	SF	GDP	K	PO	A	E	Avg
Mar 14	UNLV	p	0	0	0	0	0	0	0	0	0	0	0	0	0	0	0	0	1	0	.000
Mar 28	OMAHA	p	0	0	0	0	0	0	0	0	0	0	0	0	0	0	0	1	0	0	.000
Apr 02	ALABAMA	p	0	0	0	0	0	0	0	0	0	0	0	0	0	0	0	1	0	0	.000
Apr 22	at Georgia	p	0	0	0	0	0	0	0	0	0	0	0	0	0	0	0	0	1	1	.000
Apr 28	TEXAS A&M	p	0	0	0	0	0	0	0	0	0	0	0	0	0	0	0	1	0	0	.000
Totals		0gs	0	0	0	0	0	0	0	0	0	0	0	0	0	0	0	3	2	1	.000

On base pct. .000 • Slugging pct. .000



# ||| INDIVIDUAL GAME-BY-GAME

## #45 Gage Wood - 18 appearances (All games)

Date	Opponent	GS	IP	H	R	ER	BB	SO	2B	3B	HR	WP	BK	HBP	IBB	Score	W-L	Sv	ERA	NP
Feb 18	vs TCU		0.0	1	0	0	2	0	0	0	0	0	0	0	0	6-18	0-0	0	0.00	10
Feb 19	vs Oklahoma State		1.0	0	0	0	0	3	0	0	0	0	0	0	0	18-1	0-0	0	0.00	14
Feb 24	EASTERN ILLINOI		1.0	0	0	0	0	2	0	0	0	0	0	1	0	13-2	0-0	0	0.00	15
Feb 26	EASTERN ILLINOI		0.0	0	2	2	2	0	0	0	0	2	0	0	0	3-12	0-0	0	9.00	10
Mar 12	LOUISIANA TECH		1.0	1	0	0	0	3	0	0	0	0	0	0	0	15-6	0-0	0	6.00	22
Mar 14	UNLV		1.0	0	0	0	1	0	0	0	0	0	0	0	0	13-7	0-0	0	4.50	16
Mar 15	UNLV		1.0	0	0	0	1	2	0	0	0	0	0	0	0	5-2	0-0	0	3.60	21
Mar 19	AUBURN		0.1	0	0	0	1	0	0	0	0	0	0	1	0	5-0	0-0	0	3.38	12
Mar 25	at LSU-1		0.1	1	0	0	0	0	0	0	0	0	0	1	0	2-12	0-0	0	3.18	10
Mar 28	OMAHA		2.0	0	0	0	1	3	0	0	0	0	0	0	0	16-3	1-0	0	2.35	36
Mar 31	ALABAMA		1.0	3	2	2	1	1	0	0	0	0	0	0	0	1-12	1-0	0	4.15	30
Apr 02	ALABAMA		1.1	0	0	0	0	1	0	0	0	0	0	0	0	5-4	1-0	1	3.60	10
Apr 08	at Ole Miss		3.0	3	1	1	1	4	1	0	0	1	0	0	0	6-4	1-0	2	3.46	54
Apr 15	TENNESSEE		3.0	1	1	1	2	6	0	0	0	4	0	0	0	6-3	1-0	3	3.38	60
Apr 22	at Georgia		1.2	2	2	1	2	1	0	0	0	0	0	0	0	8-9	1-0	3	3.57	52
Apr 28	TEXAS A&M		2.1	1	0	0	1	5	0	0	0	0	0	2	0	10-4	1-0	4	3.15	39
May 02	vs Lipscomb		1.0	0	0	0	0	2	0	0	0	1	0	0	0	6-8	1-0	4	3.00	15
May 05	at Mississippi State		3.0	0	0	0	3	4	0	0	0	0	0	0	0	6-2	1-0	5	2.62	58
Totals		0	24.0	13	8	7	18	37	1	0	0	8	0	5	0	144-10	1-0	5	2.62	-



	Opponent	Score	Winning Pitcher	Losing Pitcher	Save	Attendance	Time
<b>FEB.</b>							
17	vs. Texas ^	W, 3-2	Adcock (1-0)	Johnson (0-1)	Tygart (1)	15,721	3:14
18	vs. #15 TCU ^	L, 18-6	Klecker (1-0)	Morris (0-1)		20,295	4:00
19	vs. #9 Oklahoma State ^	W, 18-1 (7)	Hollan (1-0)	Root (0-1)		16,100	2:31
21	Grambling	W, 9-7	Tygart (1-0)	Martinez (0-1)		9,247	3:02
24	Eastern Illinois	W, 13-2 (7)	Smith (1-0)	Malatestinic (0-1)		8,956	2:49
25	Eastern Illinois	W, 10-3	McEntire (1-0)	Conklin (1-1)		9,888	2:56
26	Eastern Illinois	L, 12-3	Matthews-Hampton (1-0)	Adcock (1-1)		9,097	2:53

**MARCH**

1	Illinois State	W, 10-9 (11)	Carter (1-0)	Dale (1-1)		8,727	3:34
3	Wright State	W, 12-2 (8)	Smith (2-0)	Shirk (1-2)		8,851	2:47
4	Wright State	W, 12-6	McEntire (2-0)	Gongora (1-2)		10,530	3:13
5	Wright State	W, 6-2	Hollan (2-0)	Stofel (0-2)	Adcock (1)	9,703	2:50
7	Army	W, 7-5	Carter (2-0)	Trippi (0-1)		8,945	2:36
10	Louisiana Tech	W, 7-4	Smith (3-0)	Fincher (2-2)	Carter (1)	9,273	2:52
11	Louisiana Tech	W, 6-1	McEntire (3-0)	Hector (1-2)		10,086	2:07
12	Louisiana Tech	W, 15-6	Hollan (3-0)	Smith (0-2)		9,117	3:11
14	UNLV	W, 13-7	Carter (3-0)	Rupp (1-3)		8,701	3:07
15	UNLV	W, 5-2	Bybee (1-0)	Janson (0-1)	Morris (1)	8,785	2:22
17	Auburn *	W, 7-2	Hollan (4-0)	Vail (2-1)	Smith (1)	9,276	2:52
18	Auburn *	W, 9-3	McEntire (4-0)	Crotchfelt (0-1)	Carter (2)	9,359	2:38
19	Auburn *	W, 5-0	Adcock (2-1)	Copeland (1-1)		9,196	2:38
21	SEMO	W, 12-2 (7)	Bybee (2-0)	Hernandez (0-1)	Morris (2)	8,917	2:22
24	at #1 LSU *	W, 9-3 (10)	Smith (4-0)	Shores (0-1)		11,216	3:08
25	at #1 LSU * (DH-1)	L, 12-2	Floyd (4-0)	McEntire (4-1)		11,857	2:38
25	at #1 LSU * (DH-2)	L, 14-5	Herring (2-0)	Morris (0-2)		12,073	3:12
28	Omaha	W, 16-3 (7)	Wood (1-0)	Sellers (2-1)		8,890	2:34
31	Alabama *	L, 12-1	Hess (4-0)	Hollan (4-1)		10,032	2:47

**APRIL**

1	Alabama *	W, 9-6	Smith (5-0)	Woods (2-1)		10,713	2:49
2	Alabama *	W, 5-4	Carter (4-0)	McMillan (0-1)	Wood (1)	10,006	2:46
4	Arkansas State	Canceled					
7	at Ole Miss * (DH-1)	W, 11-2	Hollan (5-1)	Dougherty (2-3)		9,578	2:53
7	at Ole Miss * (DH-2)	L, 7-4	Rivas (5-2)	Smith (5-1)	Nichols (3)	9,958	2:46
8	at Ole Miss *	W, 6-4	Carter (5-0)	Kimbrell (0-2)	Wood (2)	10,403	2:36
11	Little Rock	W, 21-5 (7)	Adcock (3-1)	Vaught (1-2)		9,246	3:04
12	Little Rock	L, 11-4	Weatherley (2-1)	Ledbetter (0-1)		9,101	3:10
14	#16 Tennessee *	W, 5-2	Hollan (6-1)	Lindsey (0-2)	Smith (2)	11,043	2:42
15	#16 Tennessee *	W, 6-3	McEntire (5-1)	Dollander (4-4)	Wood (3)	11,076	2:50
16	#16 Tennessee *	W, 7-2	Carter (6-0)	Beam (4-2)		10,624	2:44
18	UCA	W, 6-3	Foutch (1-0)	Fenton (1-2)	Ledbetter (1)	10,052	2:59
20	at Georgia *	L, 6-5	Smith (2-1)	Hollan (6-2)	Rhadans (2)	2,934	2:48
21	at Georgia *	L, 7-3	Goldstein (2-1)	McEntire (5-2)		3,741	2:31
22	at Georgia *	L, 9-8	Evans (1-0)	Bybee (2-1)		3,688	3:13
25	at Missouri State	L, 8-4	Ziegenbein (2-3)	Morris (0-3)		2,780	2:45
27	Texas A&M *	W, 7-5	Smith (6-1)	Garcia (1-1)		9,321	3:28
28	Texas A&M *	W, 10-4	McEntire (6-2)	Aschenbeck (6-1)	Wood (4)	10,468	3:08
29	Texas A&M *	W, 8-7	Adcock (4-1)	Johnston (3-2)	Coil (1)	10,013	3:15

**MAY**

2	vs. Lipscomb @	L, 8-6 (11)	Frank (2-1)	McLaughlin (0-1)		9,346	4:08
5	at Mississippi State *	W, 6-2	Smith (7-1)	Smith (1-2)	Wood (5)	10,871	2:30
6	at Mississippi State *	W, 14-2 (7)	Tygart (2-0)	Gartman (2-3)	McEntire (1)	11,973	2:25
7	at Mississippi State *						
12	South Carolina *						
13	South Carolina *						
14	South Carolina *						
18	at Vanderbilt *						
19	at Vanderbilt *						
20	at Vanderbilt *						

\* SEC opponent

^ Higginbotham College Baseball Showdown (Globe Life Field in Arlington, Texas)

@ Game played at Dickey-Stephens Park in North Little Rock, Ark.