



# CRIMSON TIDE

BASEBALL

25 NCAA Tournament Appearances » 5 CWS Appearances » 14 SEC Championships » 69 Major League Players



GAMES 27-29



ALABAMA *at* #6 ARKANSAS

MARCH 31-APRIL 2, 2023 / FAYETTEVILLE, ARK.

BAUM-WALKER STADIUM (10,737)

TV: SEC NETWORK+ / SEC NETWORK

(PxP: Josh Haley, Color: Troy Eklund / PxP: Derek Jones, Color: Lance Cormier)

RADIO: CRIMSON TIDE SPORTS NETWORK

(Play-By-Play: Chris Stewart, Color: Roger Hoover)

## CRIMSON TIDE

2023 Record ..... 20-6  
2023 SEC Record ..... 2-4  
Head Coach ..... Brad Bohannon  
Record at Alabama (Years) .. 156-115 (6th)  
Career Record (Years) ..... 156-115 (6th)

## RAZORBACKS

2023 Record ..... 21-4  
2023 SEC Record ..... 4-2  
Head Coach ..... Dave Van Horn  
Record at UA (Years) ..... 817-427 (21st)  
Career Record (Years) .... 1,137-584 (29th)

## INSIDE THE SERIES

Overall: 99th Meeting on Friday (Alabama leads, 52-46)

Alabama's Record: **At Home:** 27-17 | **In Fayetteville:** 19-26 | **At Neutral Sites:** 6-3

Current Streak: Alabama, Won 3

Last Meeting: May 25, 2022 - Hoover (Alabama, 1-0 || W, 4-3)

Series Notes: Alabama and Arkansas have split the last 10 matchups at 5-5. The Crimson Tide won last season's series, 2-1, in Tuscaloosa before a win over the Hogs in Hoover.

## PROBABLE STARTING PITCHING MATCHUPS

FRIDAY	W-L	ERA	G/GS	IP	H	R	ER	BB	SO
UA - Ben Hess (So., RHP)	3-0	3.34	6/6	32.1	26	16	12	6	44
ARK - Hunter Hollan (Jr., LHP)	4-0	1.97	6/6	32.0	25	9	7	10	31
SATURDAY	W-L	ERA	G/GS	IP	H	R	ER	BB	SO
UA - Luke Holman (So., RHP)	4-1	2.25	6/5	24.0	14	7	6	8	32
ARK - Will McEntire (R-Jr., RHP)	4-1	5.23	7/6	31.0	36	20	18	11	24
SUNDAY	W-L	ERA	G/GS	IP	H	R	ER	BB	SO
UA - Grayson Hitt (Jr., LHP)	3-1	3.77	6/6	28.2	21	14	12	18	37
ARK - TBA									

## 2023 SCHEDULE

Opponent TV Time (CT)/Result

### FEBRUARY (9-0)

17	RICHMOND	SEC Network+	W, 12-3
18	RICHMOND	SEC Network+	W, 13-1
19	RICHMOND	SEC Network+	(7) W, 14-1
21	TENNESSEE TECH	SEC Network+	W, 7-4
22	UT MARTIN	SEC Network+	(7) W, 10-0
24	HIGH POINT	SEC Network+	W, 9-4
25	HIGH POINT	SEC Network+	W, 10-6
26	HIGH POINT	SEC Network+	W, 4-2
28	JACKSONVILLE STATE	SEC Network+	W, 17-3

### MARCH (11-6)

3	UIC	SEC Network+	(7) W, 11-1
4	UIC	SEC Network+	(7) W, 10-0
5	UIC	SEC Network+	W, 9-7
7	at Samford	ESPN+	W, 11-6
8	ALABAMA STATE	SEC Network+	(7) W, 21-7
10	COLUMBIA	SEC Network+	L, 7-10
11	COLUMBIA	SEC Network+	W, 6-2
	COLUMBIA	SEC Network+	L, 3-15
14	at South Alabama	ESPN+	W, 4-0
16	at #2 Florida*	SEC Network	L, 0-3
17	at #2 Florida*	SEC Network+	L, 7-8
	at #2 Florida*	SEC Network+	W, 6-3
21	UAB	SEC Network+	(8) W, 12-2
24	#22 KENTUCKY*	SEC Network+	(12) L, 3-4
25	#22 KENTUCKY*	SEC Network+	L, 5-9
26	#22 KENTUCKY*	SEC Network	W, 4-3
28	vs. Middle Tennessee <sup>1</sup>	YouTube	W, 10-4
31	at #6 Arkansas*	SEC Network+	6:30 p.m.

### APRIL

1	at #6 Arkansas*	SEC Network+	2 p.m.
2	at #6 Arkansas*	SEC Network	2 p.m.
4	TROY	SEC Network+	6 p.m.
6	MISSISSIPPI STATE*	SEC Network+	6 p.m.
7	MISSISSIPPI STATE*	SEC Network+	6 p.m.
8	MISSISSIPPI STATE*	ESPNU	5 p.m.
11	SOUTHERN MISS	SEC Network+	6 p.m.
14	AUBURN*	SEC Network+	6 p.m.
15	AUBURN*	SEC Network+	6 p.m.
16	AUBURN*	SEC Network+	1 p.m.
18	at UAB <sup>2</sup>		6 p.m.
21	at Missouri*	SEC Network+	6 p.m.
22	at Missouri*	SEC Network	5 p.m.
23	at Missouri*	SEC Network+	1 p.m.
25	SAMFORD	SEC Network+	6 p.m.
28	at LSU*	SEC Network	6 p.m.
29	at LSU*	SEC Network+	6 p.m.
30	at LSU*	SEC Network+	1 p.m.

### MAY

4	VANDERBILT*	ESPNU	7 p.m.
5	VANDERBILT*	SEC Network	7 p.m.
6	VANDERBILT*	SEC Network+	2 p.m.
9	vs. Troy <sup>3</sup>		6 p.m.
12	at Texas A&M*	SEC Network+	6 p.m.
13	at Texas A&M*	SEC Network+	2 p.m.
14	at Texas A&M*	SEC Network	3 p.m.
18	OLE MISS*	SEC Network+	6 p.m.
19	OLE MISS*	SEC Network+	6 p.m.
20	OLE MISS*	SEC Network+	2 p.m.
23-28 SEC Tournament <sup>4</sup>		SEC Network/ESPNU	

\* Southeastern Conference game  
BOLD indicates home game

(1) - Toyota Field (Huntsville, Ala.)

(2) - Regions Field (Birmingham, Ala.)

(3) - Riverwalk Stadium (Montgomery, Ala.)

(4) - SEC Baseball Tournament - Hoover Metropolitan Stadium (Hoover, Ala.)

SOCIAL MEDIA:



Follow us on Twitter and Instagram @AlabamaBSB



Like us on Facebook at AlabamaBSB

Follow **ALABAMA BASEBALL** on the social media sites listed for up-to-date news, exclusive content and more.

## ALABAMA

### 2023 STATS

.318
8.7
10.6
40
6
45
211
144/181
19-29
224.1
3.65
4.2
7.5
85/261
.974
22
19

### Season

<b>Average</b>
<b>Runs / Game</b>
<b>Hits / Game</b>
<b>Doubles</b>
<b>Triples</b>
<b>Home Runs</b>
<b>Runs Batted In</b>
<b>Walks / Strikeouts</b>
<b>Stolen Bases</b>
<b>Innings Pitched</b>
<b>ERA</b>
<b>Runs Allowed / Game</b>
<b>Hits Allowed / Game</b>
<b>Walks / Strikeouts</b>
<b>Fielding Percentage</b>
<b>Errors</b>
<b>Double Plays</b>

## ARKANSAS

### 2023 STATS

.303
8.8
9.8
49
5
43
210
140/193
18-27
215.2
4.76
5.1
8.4
96/223
.976
21
18

## ALABAMA

### 2023 STATS

Pinckney/Williamson	.360
Shelton	26
Pinckney	32
Pinckney/Shelton	5
Hamiter/Pinckney	2
Shelton	11
Williamson	28
Williamson	19
Rose	7
Williamson	.477
Shelton	.776
Hess	32.1
Probst	9
Banks	0.00
Holman	4
Myers	3
Hess	44

### Season

<b>Average</b>
<b>Runs</b>
<b>Hits</b>
<b>Doubles</b>
<b>Triples</b>
<b>Home Runs</b>
<b>Runs Batted In</b>
<b>Walks</b>
<b>Stolen Bases</b>
<b>On-Base %</b>
<b>Slugging %</b>
<b>Innings Pitched</b>
<b>Appearances</b>
<b>ERA (reliever)</b>
<b>Wins</b>
<b>Saves</b>
<b>Strikeouts</b>

## ARKANSAS

### 2023 STATS

.413	Bohrofen
33	Wegner
34	Wegner
9	Slavens
2	Wegner
11	Wegner
40	Wegner
23	Wegner
6	Josenberger
.553	Bohrofen
.831	Wegner
32.0	Hollan
10	Wood
2.35	Wood
4	Hollan/McEntire/Smith
2	Carter/Morris
42	Smith

## ABOUT ARKANSAS

• Alabama and Arkansas will meet for the 99th time in history when the two teams open the series on Friday night at Baum-Walker Stadium. The Tide holds the all-time advantage, 52-46, but trails in Fayetteville, 19-26.

• The Crimson Tide and Razorbacks met four times last season. The first three games came as part of the final regular season series for both teams from May 19-21 in Tuscaloosa. Alabama fell in the opener, 3-7, before an 8-6 win on Friday followed by a dominant 18-5 victory to clinch the series on Saturday. The Western Division foes met four days later on May 25 in Hoover with the Tide earning a 4-3 win to improve to 2-0 overall in the SEC Tournament.

• Alabama and Arkansas last met in Fayetteville from March 19-21, 2021, to open SEC play. The Tide dominated game one, 16-1, before the Razorbacks bounced back for a 9-1 win followed by a 3-1 victory to take the series.

• Dave Van Horn is in his 21st season at Arkansas and 29th season overall as a collegiate head coach. Van Horn opened the 2023 season with a 796-423 mark in Fayetteville, part of a 1,116-580 career record. In total, he has accumulated 35 seasons as a collegiate head coach, including stops at the Division II and Junior College levels. Van Horn is joined on staff by assistants Matt Hobbs, Nate Thompson and Bobby Wernes.

• Arkansas finished the 2022 season at 46-21 overall, including an 18-12 mark in SEC play. The Hogs played in two games in Hoover before heading to Stillwater, Okla., for the NCAA Stillwater Regional. UA won that Regional before advancing to Omaha with a pair of victories at the NCAA Chapel Hill Super Regional. Arkansas was then bounced from the College World Series following a 2-0 loss to eventual national champion Ole Miss.

• The Razorbacks were selected to finish third in the Western Division and fifth overall in the SEC in the league's preseason poll, as voted on by the conference's head coaches.

## ALABAMA IN THE POLLS

	BA	CBN	D1	NCBWA	PG	USA Today
Preseason	--	--	20	25	--	RV
Feb. 20	--	--	20	21	RV	--
Feb. 27	--	27	20	21	RV	22
March 6	--	22	18	18	RV	18
March 13	--	26	24	22	--	22
March 20	--	28	--	25	--	25
March 27	--	--	--	RV	--	RV
April 3						
April 10						
April 17						
April 24						
May 1						
May 8						
May 15						
May 22						
May 29						

## 2023 SEC STANDINGS

### EASTERN DIVISION

SCHOOL	SEC	OVERALL
South Carolina	6-0	24-2
Vanderbilt	6-0	20-5
Florida	5-1	22-4
Kentucky	5-1	22-3
Missouri	3-3	19-6
Tennessee	3-3	20-6
Georgia	1-5	15-10

### WESTERN DIVISION

SCHOOL	SEC	OVERALL
LSU	4-2	22-3
Arkansas	4-2	21-4
<b>Alabama</b>	<b>2-4</b>	<b>20-6</b>
Auburn	2-4	17-7-1
Texas A&M	1-5	15-10
Ole Miss	0-6	15-9
Mississippi State	0-6	15-11

## CRIMSON TIDE ON THE RADIO

<b>ARAB</b>	WAFN-FM 92.7
<b>BIRMINGHAM</b>	WENN-FM 100.1
	WENN-AM 1320
	WBHJ-HD2 95.7-2
<b>BREWTON</b>	WKNU-FM 106.3
<b>COWAN (Tenn.)</b>	WZYX-FM 94.5
	WZYK-FM 95.3
	WZYX-AM 1440
<b>CULLMAN</b>	WFMH-AM 1340
<b>DECATUR</b>	WWTM-FM 94.3
	WWTM-AM 1400
<b>FAYETTE</b>	WLTX-FM 97.1
	WLTX-AM 990
<b>FLORENCE</b>	WYKT-FM 93.9
<b>GADSDEN</b>	WAAX-FM 101.9
	WAAX-AM 570
<b>HATTIESBURG (Miss.)</b>	WFOR-FM 92.7
	WFOR-AM 1400
<b>HUNTSVILLE</b>	WZZN-FM 97.7
<b>JASPER</b>	WJLX-FM 101.5
	WJLX-AM 1240
<b>LINDEN/DEMOPOLIS</b>	WINL-FM 98.5
<b>MONROEVILLE</b>	WMFC-FM 99.3
<b>MONTGOMERY</b>	WLWI-FM 106.3
	WLWI-AM 1440
<b>PIKE ROAD</b>	WTLS-FM 94.7
<b>RUSSELLVILLE</b>	WGOL-FM 100.7
	WGOL-AM 920
<b>SELMA</b>	WDXX-FM 100.1
<b>SYLACAUGA</b>	WFEB-FM 100.9
	WFEB-AM 1340
<b>TALLASSEE</b>	WTLS-FM 106.5
	WTLS-AM 1300
<b>TUSCALOOSA</b>	WTUG-FM 100.9
	WTUG-HD2 92.9-2
<b>VERNON</b>	WJEC-FM 106.5
<b>WINFIELD</b>	WKXM-FM 97.7

## QUICK FACTS

### UNIVERSITY

Location	Tuscaloosa, Ala.
Founded	April 12, 1831
Enrollment	38,645
Conference	Southeastern
Colors	Crimson and White
Nickname	Crimson Tide
President	Dr. Stuart Bell
Director of Athletics	Greg Byrne

### FACULTY ATHLETICS

Representative	Dr. James King
Sport Administrator	Jessica Paré
Venue (Capacity)	Sewell-Thomas Stadium (5,867+)

### COACHING STAFF

Head Coach	Brad Bohannon
Alma Mater	Berry College, 1998
Record at Alabama	156-115 (Sixth Season)
Assistant Coach	Jason Jackson (Sixth Season)
Assistant Coach	Matt Reida (Second Season)
Assistant Coach	Hunter Morris (Second Season)
Director of Operations	Jack Hoehl
Director of Player Development	Jenny Sanders
Strength and Conditioning	Brett Price
Athletic Trainer	Sean Stryker

### TEAM INFORMATION

2022 Record	31-27
2022 SEC Record/Finish	12-17/6 <sup>th</sup> West/11 <sup>th</sup> Overall
2022 H/A/N Record	22-11/7-14/2-2
Letterwinners Returning	24
Starting Position Players Returning	8
Pitchers Returning	12

### PROGRAM HISTORY

All-Time Record	2,740-1,716-25 (.614)
SEC Record	990-881-5 (.529)
SEC Tournament Record	53-47 (.530)
SEC Championships	14
SEC Divisional Championships	11
NCAA Tournament Appearances	25
CWS Appearances	5

### ATHLETICS COMMUNICATIONS

Baseball Contact	Alex Thompson
Office	(205) 348-6084
Cell	(440) 666-7615
E-mail	athompson@ia.ua.edu
Fax	(205) 348-8841
Website	www.RollTide.com
Mailing Address	1201 Coliseum Drive Room 170 Tuscaloosa, AL 35487

### HOW TO FOLLOW ALABAMA BASEBALL

Get all the latest information on the team by following @AlabamaBSB on Twitter and Instagram and on Facebook at Alabama Baseball. General athletic news can be found at UA\_Athletics on Twitter and Instagram and AlabamaAthletics on Facebook.

### ABOUT ALABAMA

- Alabama travels to Fayetteville having gone 2-2 over the last four games. The Tide first claimed a win in last weekend's series finale with then-No. 22 Kentucky before securing a 10-4 win over Middle Tennessee on Tuesday in Huntsville.
- The Crimson Tide used a pair of big innings to secure a 10-4 win over MTSU on Tuesday evening at Toyota Field.
- Both teams went scoreless through the first three frames before matching one another with four runs apiece in the fourth. Alabama then added one in the sixth on an **Andrew Pinckney** home run, with the go-ahead homer proving to be all the Tide would need. The eighth then saw UA add another five runs for the 10-4 final.
- Alabama's offense in Huntsville was led by the 6-7-8 hitters in **Ed Johnson**, Pinckney and **Tommy Seidl**.
- Johnson finished 2-for-4 with an RBI and a run scored, while Pinckney posted a 3-for-4 showing that included the homer, one RBI and a team-high three runs scored. Seidl matched Pinckney for the team lead in hits with his 3-for-4 effort that included a double, two RBI and one run.
- Zane Probst** picked up the win with 2.0 scoreless innings of relief, walking one and striking out a pair. Probst followed Tide starter **Jacob McNairy**, who contributed 4.0 innings and allowed four runs on six hits with a season-high six strikeouts.
- Alabama fell to Kentucky, 4-3, in a 12-inning affair last Friday evening in Tuscaloosa.
- A windy night kept both teams in the ballpark and limited the scoring opportunities. The Wildcats took an early lead with two in the first and added one in the fourth. UA was able to cross one in the fifth before evening things up with a two-run ninth. Both teams were held scoreless until the top of the 12th when UK plated a run for the eventual 4-3 final.
- Alabama starter **Ben Hess** did not factor into the decision despite an impressive start. The sophomore allowed three runs (two earned) on five hits and a walk with a career-high tying 10 strikeouts across his 6.1 innings of work.
- The Tide came up short in the Saturday matchup with Kentucky, falling 9-5.
- Kentucky posted single tallies in the second and third before a two-run fourth made it a 4-0 ballgame. Alabama answered with a three-spot in the home half of the fourth to make it a one-run affair, but a three-run top of the fifth by UK put the game out of reach.
- The Wildcats added two more in the seventh with the Tide countering for a pair in the bottom of the seventh, but the score would stay there for a 9-5 final.
- An eighth-inning rally helped the Crimson Tide down Kentucky, 4-3, on Sunday.
- A back-and-forth game saw both teams trade runs all day. Kentucky struck for one in the top of the first with the Tide matching them in the home half. The Wildcats then added a single tally in the fourth for a 2-1 lead before Alabama evened things up again in the sixth.
- The lead went right back to UK with a run in the top of the seventh before a wild eighth saw the Tide score the tying and go-ahead runs for the 4-3 final.
- That eighth began with a one-out walk to **Jim Jarvis** followed by a double from **William Hamiter** to bring Johnson to the plate. The Tide second baseman sent a chopper to first that was fielded cleanly but a slip on the throw home led to a play at the plate with Jarvis sliding under the tag.
- Pinckney was next up, singling to left to score Hamiter for what would prove to be the game-winning run. The redshirt junior led the offense with a 2-for-3 day that included two RBI and a walk.
- The Crimson Tide received a strong start on the mound from **Grayson Hitt**, who allowed two runs (one earned) on five hits and two walks with five punchouts across his season-high 6.0 innings. **Kade Woods** followed, working the final 3.0 frames and allowing one run on one hit with four strikeouts for the win.
- Alabama welcomed back 24 letterwinners for the 2023 season. Included in those 24 are eight positional starters and 12 pitchers that returned for the new campaign.

### KEEPIN' THINGS CLOSE IN FAYETTEVILLE

- Entering this weekend, Alabama and Arkansas have squared off 49 times in Fayetteville.
- A total of 24 games, or 53.3 percent of the matchups in Fayetteville, have been decided by three runs or less. Included in that number is 13 contests that have decided by one run.
- More recently, five of the last nine pairings in Fayetteville have been decided by three runs or fewer.

### BIG-TIME OFFENSE IN 2023

- Alabama's bats have gotten off to a hot start to the 2023 season, maintaining a .318 (276-867) average and totaling 276 hits. The Tide is averaging 10.6 hits per game and has recorded double-digit hits in 19 of the 26 games so far.
- Below is a look at where the Crimson Tide offense ranks entering the weekend with No. 6 Arkansas.

### Where the Crimson Tide Offense Ranks

Category	UA Total	SEC	Nationally
On-Base Percentage	.432	4th	13th
Batting Average	.318	4th	14th
Hits	276	4th	16th
Runs	225	5th	18th
Home Runs	45	6th	20th
Walks	144	6th	21st
Home Runs per Game	1.73	6th	25th
Runs per Game	8.7	6th	25th

## SCORING IN NEARLY HALF THE INNINGS

- The Crimson Tide offense has been producing runs at an impressive clip so far this season.
- Alabama's bats have seen time in the box in 213 total innings and crossed a run in 92 of those for a 43.2 percent mark.
- Of those 92 innings, 55 have been for two-or-more runs with 16 going for five-plus runs.
- UA has scored double-digit runs in 12 of the 26 games with two other contests that saw the offense plate nine runs.
- The big-time scoring has translated to wins, with the Crimson Tide holding a 17-2 record when scoring six-or-more runs in a game, including a perfect 12-0 record when scoring 10-plus runs.

## SUPPLYING SOUVENIRS

- Alabama has hit 45 home runs this season to rank 20th in Division I and sixth in the SEC.
- The Tide has homered in 21 of the 26 total games of the 2023 campaign while producing multiple homers in 14 times.
- Alabama got off to a red-hot start to open the year, recording a homer in the first 16 consecutive games. That stretch ranked as the third-longest streak with a home run in UA history. It fell just short of the 17-game stretch by the 1997 team from March 9-April 4 and the program record 18-game streak by the 2009 team from Feb. 20-March 18 of that year.
- Alabama is averaging 1.73 home runs per game to rank sixth in the conference and 25th in the nation.

## FIVE GRAND SLAMS TO START THE SEASON

- Included in Alabama's current home run total are five grand slams, including four of which came in consecutive games from Feb. 28-March 5.
- The Tide's first grand slam of the season came off the bat of Camden Hayslip against Jacksonville State on Feb. 28.
- Alabama then hit a grand slam three days in a row during the UIC series, first by Tommy Seidl in the series opener on March 3. Colby Shelton followed by hitting a grand slam on both Saturday and Sunday.
- The four-game stretch with a slam set a new UA record with the previous high being two straight games (since 1983).
- Alabama's five grand slams in 2023 are tied for the sixth-most in UA single-season history since grand slams were tracked in 1983. The five grand slams are the most by a Tide team during the 'dead bat era' (since 2011), surpassing the previous total of four by the 2017 team.
- The five grand slams are part of UA's 19 hits with the bases loaded to help make up the team's .404 (19-47) average when the bags are juiced.

## 'ROCK' SOLID POWER NUMBERS FROM SHELTON

- Freshman Colby Shelton's collegiate career has started off with a bang.
- Shelton has reached base safely in 23 of his 25 games played and enters the weekend in Fayetteville as the Tide's leader in home runs (11), slugging percentage (.776), runs (26) and total bases (66). He also ranks second in RBI (24) and is third in hits (28).
- His impressive power numbers have helped the Lithia, Fla., native tie for fifth in the SEC and 13th nationally for home runs. Shelton's impressive pace has him averaging 0.44 home runs per game, good for fifth in the conference and 21st in the country. He is also 11th in the league for slugging percentage.

## SHELTON NAMED SEC FRESHMAN OF THE WEEK - MARCH 6

- Colby Shelton was selected as the Southeastern Conference's Freshman of the Week, the league office announced on March 6. The recognition came after a red-hot week against Jacksonville State and UIC.
- Shelton led Alabama in nearly every offensive statistic during the four-game stretch, including hits (7), home runs (5), RBI (12), runs (7), total bases (23) and slugging percentage (1.533).
- He totaled at least one hit, RBI and run in all four contests while posting three multi-RBI games, three two-run efforts and three two-hit outings.
- Shelton's seven hits included six that went for extra bases. Of those six, one was a double with the other five being home runs - two of which were grand slams.
- The freshman homered in all three games of the UIC series, including back-to-back multi-homer performances on Friday and Saturday. He also recorded a grand slam in consecutive contests on Saturday and Sunday.
- Shelton's recognition was the Tide's first from the league in 2023 and the first Freshman of the Week honor since 2020.

## DUBYA KEEPS ON WALKIN'

- A five-year starter at first, Drew Williamson accumulated 131 career walks.
- Williamson's 131 walks are tied for the third-most free passes on the Alabama career list. He totaled 40 base on balls as a freshman, added 18 in the shortened 2020 campaign, recorded 26 in 2021 and finished with 28 in 2022. So far this season, Williamson has drawn a team-high 19 walks.

## Alabama Career Walks List

Rank	Player	Years	Walks
1.	Jeremy Brown	1999-2002	207
2.	Taylor Dugas	2009-12	151
3.	<b>DREW WILLIAMSON</b>	<b>2019-PRESENT</b>	<b>131</b>
	Evan Bush	2003-06	

## HOW BIG IS THE JOE?

**320' to left field**  
**360' to the alleys**  
**390' to center field**  
**320' to right field**

## SEWELL-THOMAS SELLOUT TRACKER

(NO) DATE	ATTENDANCE	OPPONENT
1. February 19, 2016*	5,867	Maryland
2. February 20, 2016	6,449	Maryland
3. March 25, 2016	5,867	Tennessee
4. April 15, 2016	5,950	Ole Miss
5. April 16, 2016	6,385	Ole Miss
6. April 17, 2016	6,354	Ole Miss
7. April 30, 2016	6,644	Mississippi State (DH)
8. May 7, 2016	6,324	Auburn
9. May 8, 2016	5,991	Auburn
10. March 3, 2017	5,867	ULM
11. April 29, 2017	4,918	LSU
12. April 20, 2018*	5,593	Auburn
13. April 21, 2018	6,051	Auburn (DH)
14. May 5, 2018	4,631	Mississippi State
15. May 6, 2018	4,637	Mississippi State
16. February 20, 2021^	1,764	McNeese
17. February 21, 2021^	1,764	McNeese
18. February 27, 2021^	1,764	Wright State (DH)
19. March 9, 2021^	1,764	South Alabama
20. March 10, 2021^	1,764	Jacksonville State
21. March 12, 2021^	1,764	Stetson
21. March 13, 2021^	1,764	Stetson
22. March 14, 2021^	1,764	Stetson
23. March 23, 2021^	1,764	Southern Miss
24. March 26, 2021^	1,764	Ole Miss (DH)
25. March 27, 2021^	1,764	Ole Miss
26. April 2, 2021^	1,764	Tennessee
27. April 3, 2021^	1,764	Tennessee
28. April 4, 2021^	1,764	Tennessee
29. April 7, 2021^	1,764	ULM
30. April 13, 2021^	1,764	Samford
31. April 16, 2021^	2,630	Auburn
32. April 17, 2021^	2,630	Auburn
33. May 21, 2021^	2,630	Mississippi State
34. May 22, 2021^	2,630	Mississippi State

\* - postgame fireworks show | ^ - limited capacity due to social distancing



**PITCHING CONSISTENTLY**

- The focus of the Tide pitching staff under coach Jason Jackson has always been to throw strikes and limit walks.
- Alabama has continued to post solid pitching numbers during the 2023 season with a continued focus on limiting mistakes and keeping the ball around the zone.
- Below is a look at where the Crimson Tide pitching staff ranks entering the weekend at sixth-ranked Arkansas.

**Where the Crimson Tide Pitching Staff Ranks**

Category	UA Total	SEC	Nationally
Walks per 9.0 IP	3.41	3rd	24th
Strikeout to Walk Ratio	3.07	4th	15th
Shutouts	3	5th	11th
Earned Run Average (ERA)	3.65	6th	20th
WHIP	1.24	7th	16th

**2023 EDITION OF THE CRIMSON TIDE**

- Alabama entered 2023 with a veteran roster compared to recent years. The Crimson Tide welcomed back 24 letterwinners, including eight positional starters and 12 total pitchers.
- Alabama's 2023 roster features eight positional starters from 2022, including Dominic Tamez (C), Drew Williamson (1B), Bryce Eblin (2B), Jim Jarvis (SS), Tommy Seidl (OF), Caden Rose (OF), William Hamiter (OF/DH) and Andrew Pinckney (OF). The Tide's lone loss comes in Zane Denton who transferred to Tennessee following the 2022 campaign.
- On the mound, the Tide returned 12 pitchers, highlighted by all three weekend starters from 2022 in Grayson Hitt, Garrett McMillan and Jacob McNairy. McMillan led all arms with 16 starts while Hitt followed with 14 starts to his name. McNairy matched McMillan in appearances with 16, making four out of the bullpen to go with 12 starts.
- The Tide's biggest loss on the pitching staff came in the bullpen where Alabama is without seasoned reliever Brock Guffey and 2022 closer Dylan Ray. Guffey finished his career ranked eighth on the Tide's career appearances list, including his team-high 20 a season ago, while Ray earned Freshman All-SEC honors and saved eight games to tie for fourth in the SEC at season's end.
- The Crimson Tide is also without veteran left-hander Antoine Jean, who suffered an injury over the summer that required season-ending surgery. Jean has contributed 77.0 innings across 22 appearances and 16 starts across his three-year career at the Capstone. His six starts from 2022 are the only starts not returning for the new campaign.

**OVERALL**

CATEGORY	PERCENTAGE	TOTAL (2023/2022)	CATEGORY	PERCENTAGE	TOTAL (2023/22)
At-Bats	77.7%	1,547 of 1,991	At-Bats	79.9%	796 of 996
Hits	79.8%	443 of 555	Hits	83.9%	214 of 255
Doubles	77.8%	77 of 99	Doubles	88.4%	38 of 43
Triples	100.0%	8 of 8	Triples	100.0%	3 of 3
RBI	73.9%	229 of 310	RBI	78.0%	117 of 150
Runs	78.8%	264 of 335	Runs	82.1%	133 of 162
Walks	75.0%	165 of 220	Walks	79.1%	91 of 115
Stolen Bases	91.9%	34 of 37	Stolen Bases	100.0%	9 of 9

**SEC PLAY****OVERALL**

CATEGORY	PERCENTAGE	TOTAL (2022/2021)	CATEGORY	PERCENTAGE	TOTAL (2022/21)
Wins	71.0%	22 of 31	Wins	75.0%	9 of 12
Appearances	68.2%	148 of 217	Appearances	66.7%	62 of 93
Starts	89.7%	52 of 58	Starts	96.6%	28 of 29
Saves	23.1%	3 of 13	Saves	0.0%	0 of 5
Innings Pitched	77.1%	394.0 of 511.1	Innings Pitched	79.3%	202.3 of 255.1
Strikeouts	76.5%	413 of 540	Strikeouts	79.4%	208 of 262

**SEC PLAY****PINCK ON THE BRAGAN WATCH LIST**

- Redshirt junior Andrew Pinckney was named to the 2023 Bobby Bragan National Collegiate Slugger Award Watch List, the award announced on Feb. 15. Pinckney was one of 51 players named to the preseason list.
- The winner of the BBNCSA will be announced in June and honored at a gala in the fall at the Fort Worth Club.

**HITT EARNS PRESEASON ALL-AMERICA HONORS**

- Junior left-hander Grayson Hitt was selected as a preseason third team All-American by Baseball America, the outlet announced on Jan. 30.
- Hitt took on a weekend starter role for the Tide in 2022 and finished 4-3 across 14 starts. He tossed 60.2 innings, good for third on the UA staff, and ranked second on the team with 68 strikeouts.
- Baseball America annually polls major league teams to vote for its Preseason All-America squad, asking that they make their selections based on performance, talent and pro potential. Ten of the first 11 college players drafted in 2022 were voted as BA Preseason All-Americans with 27 of the 36 Preseason All-Americans who were draft eligible going on to be selected across the first 101 picks of the 2022 Draft.

**2023 HOME RUN TRACKER [45 HRs]**

PLAYER (NO.)	INN	COUNT	RBI	LOC	OPP. (DATE)
Guscette (1)	3rd	2-0	3	LCF	Richmond (2/17)
Pinckney (1)	1st	2-0	1	RF	Richmond (2/18)
Rose (1)	3rd	2-1	3	LF	Richmond (2/18)
Williamson (1)	2nd	0-0	1	RCF	Richmond (2/19)
Shelton (1)	3rd	1-0	1	RF	Tenn. Tech (2/21)
Williamson (2)	5th	2-1	2	RF	Tenn. Tech (2/21)
Hodo (1)	7th	1-2	1	RCF	Tenn. Tech (2/21)
Guscette (2)	6th	1-0	2	LF	UT Martin (2/22)
Williamson (3)	6th	2-1	2	CF	UT Martin (2/22)
Guscette (3)	2nd	3-1	1	LF	High Point (2/24)
Johnson (1)	4th	0-0	2	LF	High Point (2/24)
Johnson (2)	7th	0-1	3	LF	High Point (2/24)
Tamez (1)	5th	1-1	3	LCF	High Point (2/25)
Williamson (4)	8th	3-2	3	RCF	High Point (2/25)
Shelton (2)	3rd	1-0	1	LF	High Point (2/26)
Hayslip (1)	4th	1-1	4	RCF	JSU (2/28)
Seidl (1)	1st	1-1	4	RF	UIC (3/3)
Shelton (3)	2nd	1-1	1	RCF	UIC (3/3)
Shelton (4)	6th	1-0	1	RF	UIC (3/3)
Shelton (5)	5th	2-2	1	RF	UIC (3/4)
Pinckney (2)	5th	1-1	2	RF	UIC (3/4)
Shelton (6)	6th	1-0	4	RCF	UIC (3/4)
Shelton (7)	2nd	0-0	4	RF	UIC (3/5)
Williamson (5)	2nd	0-0	1	RF	UIC (3/5)
Guscette (4)	3rd	2-1	2	LF	UIC (3/5)
Jarvis (1)	2nd	2-1	1	RCF	at Samford (3/7)
Shelton (8)	2nd	2-1	1	CF	at Samford (3/7)
Williamson (6)	3rd	2-1	1	RF	at Samford (3/7)
Tamez (2)	5th	2-2	2	CF	at Samford (3/7)
Shelton (9)	5th	3-2	2	LCF	at Samford (3/7)
Seidl (2)	2nd	1-0	2	RCF	Alabama St. (3/8)
Guscette (5)	2nd	1-2	3	LF	Alabama St. (3/8)
Hodo (2)	4th	3-1	1	RF	Alabama St. (3/8)
Jarvis (2)	6th	1-1	3	RCF	Alabama St. (3/8)
Rose (2)	4th	0-2	1	LF	Columbia (3/10)
Hodo (3)	7th	0-1	3	RCF	Columbia (3/10)
Shelton (10)	5th	2-2	2	RF	Columbia-1 (3/11)
Johnson (3)	5th	1-0	4	LF	Columbia-1 (3/11)
Hodo (4)	3rd	1-1	2	RF	at USA (3/14)
Williamson (7)	1st	2-2	3	LCF	at Florida-1 (3/17)
Shelton (11)	8th	1-0	1	RF	at Florida-1 (3/17)
Seidl (3)	2nd	0-1	1	LF	at Florida-2 (3/17)
Rose (3)	8th	3-2	2	LF	at Florida-2 (3/17)
Williamson (8)	6th	1-1	3	RF	UAB (3/21)
Pinckney (3)	6th	0-0	1	CF	vs. MTSU (3/28)

\* - walkoff home run

**BY INNING**

1st.....	3
2nd.....	10
3rd.....	7
4th.....	4
5th.....	8
6th.....	7
7th.....	3
8th.....	3
9th.....	0
Extras.....	0

**BY COUNT**

0-0.....	5
0-1.....	3
0-2.....	1
1-0.....	8
1-1.....	8
1-2.....	2
2-0.....	2
2-1.....	7
2-2.....	4
3-0.....	0
3-1.....	2
3-2.....	3

**BY RBI**

1.....	18
2.....	12
3.....	10
4.....	5

## ALABAMA HEAD COACH BRAD BOHANNON



## PREVIOUS COACHING EXPERIENCE

Wake Forest	Assistant Coach (2001-02)
Kentucky Wildcats	Assistant Coach (2004-05)
	Asst. Coach/Recruiting Coord. (2005-15)
Auburn Tigers	Assistant Coach (2016-17)

## YEAR-BY-YEAR RECORD

## UNIVERSITY OF ALABAMA

Year	Overall	Conf.	Notes
2018	27-29	8-22	First-Year Head Coach
2019	30-26	7-23	
2020	16-1	N/A	
2021	32-26	12-17	SEC Tour./NCAA Regional
2022	31-27	12-17	SEC Tournament
2023	20-6	2-4	

**TOTAL:** 156-115 (.576) || 41-83 (.331) SEC

BOHANNON'S  
TOP-RANKED RECRUITING CLASSES

Since 2008, all but one of Bohannon's recruiting classes have been ranked in the top-25 by Perfect Game USA.

2008	- #4 (at Kentucky)
2009	- #6 (at Kentucky)
2010	- #16 (at Kentucky)
2011	- #25 (at Kentucky)
2012	- #11 (at Kentucky)
2013	- #25 (at Kentucky)
2014	- #16 (at Kentucky)
2015	- #9 (at Auburn)
2016	- #9 (at Auburn)
2017	- #6 (for Auburn)
2018	- #23 (at Alabama)
2019	- #13 (at Alabama)
2020	- #45 (at Alabama)
2021	- #9 (at Alabama)
2022	- #10 (at Alabama)

- Brad Bohannon was hired as Alabama's 32nd head baseball coach on June 1, 2017 and formally introduced on Monday, June 5.
- Arriving at Alabama with a plan to build his program around the total player, Bohannon has placed an equal focus on athletics and academics. During his tenure, the Crimson Tide has signed multiple top-10 recruiting classes, including the most recent group that was ranked as high as No. 10 by Perfect Game USA. Since 2008, all but one of Bohannon's recruiting classes have been ranked in the top-25 by at least one of the four major sites.
- Bohannon and his staff have produced 20 players who have been selected in the MLB Draft while helping a total of 23 players begin their professional career. Not only has Alabama's roster gotten better on the field but also in the classroom as UA has set program-high marks for grade-point average multiple years under Bohannon's watch. He and his staff have also helped 36 players graduate with a total of 38 degrees, including four master's degrees.
- Alabama wrapped up the 2022 season at 31-27 overall and 12-17 in SEC play to advance to the SEC Tournament for a second consecutive season. Included in the Tide's 31 victories was a series sweep at Ole Miss, securing three wins over the eventual national champions during the weekend in Oxford. UA also posted series wins over SEC Western Division Champion Texas A&M and then-No. 5 Arkansas before adding another victory over the Razorbacks in Hoover.
- The 2021 campaign saw Alabama finish 32-26 overall, posting double-digit conference wins and reaching the SEC Tournament for the first time since the 2016 season. The 2021 Tide also advanced to an NCAA Regional marking UA's 25th appearance in the postseason and the first since 2014.
- UA's 2020 team went 16-1 before a global pandemic ended the season early. Alabama was set to enter SEC play ranked for the first time since 2010 and finished the year at No. 18 by Collegiate Baseball Newspaper along with a No. 21 ranking in both the NCBWA and the USA Today Coaches polls.
- Alabama finished 30-26 overall in 2019. The Crimson Tide's record was highlighted by a 23-3 mark in non-conference pairings and included a 13-1 record in midweek matchups along with a 14-3 record against schools from the state of Alabama.
- Bohannon immediately made his mark on the Alabama program in 2018. His first season saw the Crimson Tide get off to a perfect 9-0 start, with Bohannon matching Wallace Wade (1924) for the second-best start to an Alabama head coaching career.
- Under his direction in 2018, UA improved by eight wins from the previous year, including three more victories in SEC play, to finish 27-29 and 8-22 in SEC play. The 27 wins were highlighted by six victories over top-25 teams, including a series win over then-No. 7 Kentucky.
- Bohannon came to Tuscaloosa with 14 years of Southeastern Conference coaching experience after having served as an assistant at Kentucky from 2004-15 and Auburn from 2016-17. He played a pivotal role in turning around Kentucky and Auburn within three years on the job. The Wildcats became the first team in SEC history to go from worst to first in only one season, winning 44 games and the program's first SEC title in 2006, while the Tigers won 12 more games in 2017 than in 2016 and advanced to the NCAA Tournament.
- While at Kentucky, Bohannon served under two SEC Coach of the Year winners in John Cohen and Gary Henderson. Along with winning the school's only league title, Bohannon was a part of a trio of record-breaking win seasons, capped off by the 2012 team that won 45 games to set the UK program mark.
- A combined 69 Wildcat student-athletes were chosen in the Major League Baseball Draft or signed as a free agent during Bohannon's tenure as recruiting coordinator. He was responsible for signing 13 Kentucky Wildcat student-athletes that went on to play in the Major Leagues, including 2014 Golden Spikes Award winner A.J. Reed.
- Prior to his time at UK, Bohannon worked for two seasons at Wake Forest where the Demon Deacons advanced to the NCAA Tournament twice and captured the ACC title in 2001.
- Bohannon earned an undergraduate degree from Berry College in 1998 and then graduated with a master's from Wake Forest in 2002. He began his collegiate career playing at Vanderbilt and Georgia Tech before ending up at Berry.
- A native of Rome, Ga., Bohannon is married to the former Kim Traylor.

## BOHANNON VS. OPPONENTS [HEAD COACHING CAREER]

OPPONENT	RECORD
Alabama A&M	2-0
<b>ALABAMA STATE</b>	<b>4-0</b>
Alcorn State	1-0
<b>ARKANSAS</b>	<b>5-8</b>
<b>AUBURN</b>	<b>4-9</b>
Ball State	2-1
Belmont	1-0
Binghamton	3-0
College of Charleston	2-1
<b>COLUMBIA</b>	<b>1-2</b>
<b>FLORIDA</b>	<b>2-9</b>
Georgia	3-7
Harvard	3-0
<b>HIGH POINT</b>	<b>3-0</b>
<b>ILLINOIS-CHICAGO (UIC)</b>	<b>3-0</b>
<b>JACKSONVILLE STATE</b>	<b>8-1</b>
<b>KENTUCKY</b>	<b>4-5</b>
Lipscomb	2-1
Louisiana Tech	0-1
<b>LSU</b>	<b>4-8</b>
Maine	1-0
McNeese	3-0
<b>MIDDLE TENNESSEE</b>	<b>4-0</b>
<b>OLE MISS</b>	<b>5-7</b>
<b>MISSISSIPPI STATE</b>	<b>2-10</b>

OPPONENT	RECORD
<b>MISSOURI</b>	<b>5-1</b>
Murray State	3-0
New Mexico State	2-1
Northeastern	3-0
North Alabama	3-1
NC State	0-1
Northern Kentucky	3-0
Oklahoma	1-2
Presbyterian	2-1
<b>RICHMOND</b>	<b>3-0</b>
Rider	1-0
<b>SAMFORD</b>	<b>7-1</b>
<b>SOUTH ALABAMA</b>	<b>7-0</b>
South Carolina	3-4
South Dakota State	1-0
<b>SOUTHERN MISS</b>	<b>1-2</b>
Stetson	2-1
Tennessee	3-8
<b>UT MARTIN</b>	<b>2-2</b>
<b>TENNESSEE TECH</b>	<b>1-0</b>
Texas	0-3
<b>TEXAS A&amp;M</b>	<b>6-7</b>
<b>TROY</b>	<b>4-1</b>
<b>UAB</b>	<b>6-3</b>
ULM	0-1

OPPONENT	RECORD
UNLV	3-0
Valparaiso	3-0
<b>VANDERBILT</b>	<b>0-5</b>
Washington State	3-0
Wright State	3-0
Xavier	3-0

**BOLD** indicates 2023 opponent

CATEGORY	RECORD
Home	111-55
Road	38-53
Neutral	7-7
Day	93-59
Night	63-56
vs. Top-25 Teams	27-69
In February	48-6
In March	56-40
In April	32-38
In May	19-29
In June	1-2

## 2023 ROSTER

## PITCHERS

NO.	NAME	POS.	B-T	HT.	WT.	CL.	HOMETOWN (PREVIOUS SCHOOL)
4	Riley Quick	RHP	R-R	6-6	260	Fr.	Trussville, Ala. (Hewitt-Trussville)
8	Kade Woods	RHP	R-R	6-3	205	R-Fr.	Monroe, La. (Ouachita Christian)
12	Hunter Furtado	LHP	R-L	6-4	210	Jr.	Lake Worth, Fla. (Wake Forest/The King's Academy)
14	Antoine Jean	LHP	R-L	6-1	190	Sr.	Montreal, Quebec (École Édouard-Montpetit)
17	Dylan Loneragan	RHP	R-R	6-2	215	Fr.	Snellville, Ga. (Brookwood)
19	Zane Probst	RHP	R-R	6-4	215	Jr.	Mill Hall, Pa. (Seton Hall/Central Mountain)
23	Aidan Moza	RHP	L-R	6-1	185	So.	Dallas, Ga. (UAB/North Cobb Christian)
24	Brock Blatter	RHP	R-R	6-6	230	Fr.	Billings, Mont. (Billings Central Catholic)
26	Grayson Hitt	LHP	R-L	6-3	210	Jr.	Germantown, Tenn. (Houston)
27	Ben Hess	RHP	R-R	6-5	250	So.	Charleston, Ill. (Charleston)
29	Brayden Gainey	RHP	R-R	6-0	200	Sr.	Panama City, Fla. (Gulf Coast S.C./A. Crawford Mosley)
30	Jake Leger	LHP	L-L	5-10	215	Sr.	Lexington, Neb. (Iowa Western C.C./Lexington)
32	Braylon Myers	RHP	L-R	6-2	220	So.	Bessemer, Ala. (Oak Grove)
33	Jackson Reynolds	RHP	R-R	6-5	200	Gr.	Opelika, Ala. (UAB/Auburn/Shelton State C.C./Opelika)
34	Jacob McNairy	RHP	R-R	6-2	205	Gr.	Athens, Ala. (Athens)
35	Luke Holman	RHP	R-R	6-4	195	So.	Sinking Spring, Pa. (Wilson)
36	Hagan Banks	RHP	R-R	6-4	200	So.	Plainville, Ga. (Calhoun)
38	Skyler Hutto	RHP/INF	R-R	6-3	225	Fr.	Trinity, Ala. (West Morgan)
39	Garrett McMillan	RHP/INF	L-R	6-4	235	Sr.	Tuscaloosa, Ala. (Shelton State C.C./Hillcrest)
40	Evan Chaffee	LHP	L-L	6-2	190	Fr.	Hamburg, N.Y. (Hamburg)
41	Connor Ball	LHP	L-L	6-0	165	So.	Sterrett, Ala. (Chelsea)
42	Alton Davis II	LHP	L-L	6-5	185	Fr.	Hueytown, Ala. (Hueytown)
52	Gavin Jones	RHP	R-R	6-3	210	Fr.	North Royalton, Ohio (North Royalton)
67	Tyler Fay	RHP	R-R	6-5	210	Fr.	Doniphan, Neb. (Grand Island Senior)
88	Hunter Hoopes	RHP	R-R	6-1	200	Gr.	Fairfax, Va. (John A. Logan C.C./UNC Asheville/W.T. Woodson)
99	Austin Morris	RHP	R-R	6-4	215	Fr.	Warrior, Ala. (Mortimer Jordan)

## CATCHERS

NO.	NAME	POS.	B-T	HT.	WT.	CL.	HOMETOWN (PREVIOUS SCHOOL)
3	Dominic Tamez	C	R-R	5-10	205	Jr.	San Antonio, Texas (McLennan C.C./Arkansas/Lady Bird Johnson)
9	Mac Guscette	C	R-R	6-0	200	Jr.	Nokomis, Fla. (Florida/Venice)
31	Will Portera	C/INF	S-R	5-10	205	R-So.	Memphis, Tenn. (Memphis University School)
37	Jaxson West	C	L-R	6-0	195	Fr.	Tallahassee, Fla. (Lawton Chiles)
48	Sammy Leis	C	R-R	6-2	185	Fr.	Cumming, Ga. (Denmark)

## INFIELDERS

NO.	NAME	POS.	B-T	HT.	WT.	CL.	HOMETOWN (PREVIOUS SCHOOL)
1	Will Hodo	INF/OF	L-R	6-3	225	So.	Waynesboro, Miss. (Wayne Academy)
2	Mason Swinney	INF	R-R	6-2	195	Fr.	Hodges, Ala. (Phil Campbell)
5	Ed Johnson	INF	R-R	6-1	190	Gr.	Trussville, Ala. (Tennessee Tech/Auburn/Hewitt-Trussville)
10	Jim Jarvis	INF	L-R	5-10	190	Sr.	San Diego, Calif. (Clairemont)
13	Bryce Eblin	INF	L-R	5-11	185	Jr.	Greenwood, Ind. (Center Grove)
16	Colby Shelton	INF	L-R	6-0	200	Fr.	Lithia, Fla. (Bloomingtondale)
18	Drew Williamson	INF	L-R	6-4	225	Gr.	Brewton, Ala. (T.R. Miller)
46	Walt Bailey	INF	R-R	6-1	215	Sr.	Tuscaloosa, Ala. (Shelton State C.C./Hillcrest)

## OUTFIELDERS

NO.	NAME	POS.	B-T	HT.	WT.	CL.	HOMETOWN (PREVIOUS SCHOOL)
7	Caden Rose	OF/INF	R-R	5-10	185	Jr.	Madison, Ala. (Bob Jones)
11	William Hamiter	OF	L-R	5-11	200	Sr.	Tuscaloosa, Ala. (Northridge)
20	Tommy Seidl	OF	R-R	6-1	220	R-Sr.	Wellesley, Mass. (Harvard/St. Sebastian's School)
21	Andrew Pinckney	OF	R-R	6-3	215	R-Jr.	Peachtree City, Ga. (McIntosh)
22	Camden Hayslip	OF	L-L	6-2	205	So.	Lebanon, Tenn. (Friendship Christian)
25	Max Williams	OF	L-L	6-2	200	Fr.	Fleming Island, Fla. (Clay)
28	Ryan Guardino	OF	R-R	6-4	215	Gr.	Santa Barbara, Calif. (Tenn. Tech/Wofford/Santa Barbara C.C./San Marcos)
43	Luke Williams	OF	L-L	6-0	180	Fr.	Tuscaloosa, Ala. (Hillcrest)

## COACHES AND STAFF

6	Brad Bohannon	Head Coach/Sixth Year
15	Jason Jackson	Assistant Coach/Sixth Year
44	Matt Reid	Assistant Coach/Recruiting Coordinator/Second Year
45	Hunter Morris	Assistant Coach/Second Year
	Ryan Fineman	Player Personnel/First Year
	Kasen Rainey	Director of Player Strategy/First Year
	Jack Hoehl	Director of Baseball Operations/Sixth Year
	Jenny Sanders	Director of Player Development/Second Year
	Brett Price	Strength & Conditioning/Fifth Year
	Sean Stryker	Athletic Trainer/Sixth Year
	Amanda Branson	Nutrition/Second Year
	Stephanie Godfrey	Academics/Second Year
	Junior Walden	Equipment/15th Year
	Jessica Paré	Baseball Administrator
	Dr. Jeff Laubenthal	Team Physician
	Cody Bauer, Trace Beasley, Tyler Lord, Angelo Mendella, Jonathan Nelson, Zach Phillips, Jacob Sommers, Michael Winn	Student Managers

## NUMERICAL

1	Will Hodo, INF/OF
2	Mason Swinney, INF
3	Dominic Tamez, C
4	Riley Quick, RHP
5	Ed Johnson, INF
6	Brad Bohannon, HEAD COACH
7	Caden Rose, OF/INF
8	Kade Woods, RHP
9	Mac Guscette, C
10	Jim Jarvis, INF
11	William Hamiter, OF
12	Hunter Furtado, LHP
13	Bryce Eblin, INF
14	Antoine Jean, LHP
15	Jason Jackson, ASSISTANT COACH
16	Colby Shelton, INF
17	Dylan Loneragan, RHP
18	Drew Williamson, INF
19	Zane Probst, RHP
20	Tommy Seidl, OF
21	Andrew Pinckney, OF
22	Camden Hayslip, OF
23	Aidan Moza, RHP
24	Brock Blatter, RHP
25	Max Williams, OF
26	Grayson Hitt, LHP
27	Ben Hess, RHP
28	Ryan Guardino, OF
29	Brayden Gainey, RHP
30	Jake Leger, LHP
31	Will Portera, C/INF
32	Braylon Myers, RHP
33	Jackson Reynolds, RHP
34	Jacob McNairy, RHP
35	Luke Holman, RHP
36	Hagan Banks, RHP
37	Jaxson West, C
38	Skyler Hutto, RHP/INF
39	Garrett McMillan, RHP/INF
40	Evan Chaffee, LHP
41	Connor Ball, LHP
42	Alton Davis II, LHP
43	Luke Williams, OF
44	Matt Reid, ASSISTANT COACH
45	Hunter Morris, ASSISTANT COACH
46	Walt Bailey, INF
48	Sammy Leis, C
52	Gavin Jones, RHP
67	Tyler Fay, RHP
88	Hunter Hoopes, RHP
99	Austin Morris, RHP

## PRONUNCIATION GUIDE

Evan CHAFFEE	CHAY-fee
Ryan GUARDINO	gar-DEAN-oh
Mac GUSCETTE	guh-SET-ee
Antoine JEAN	HUTT-oh
Jake LEGER	JHAWN
Sammy LEIS	luh-JAY
Aidan MOZA	LEASE
Andrew PINCKNEY	MOV-zuh
Zane PROBST	PINK-knee
Tommy SEIDL	PROBE-st
Mason SWINNEY	SIDE-uhl
Dominic TAMEZ	swin-EE
	tuh-MEZ

Jack HOEHL	HAIL
Matt REIDA	RAY-duh

## STATE/COUNTRY BREAKDOWN

Alabama	16
Florida	6
Georgia	5
Tennessee	3
California	2
Nebraska	2
Pennsylvania	2
Illinois	1
Indiana	1
Louisiana	1
Massachusetts	1
Mississippi	1
Montana	1
New York	1
Ohio	1
Texas	1
Virginia	1
Canada	1

## PITCHING GAME-BY-GAME AND CAREER STATS

## #4 RILEY QUICK, RHP - FR.

SEASON-HIGH IP: 3.0 vs. Columbia - GM 1 (3/11)  
 CAREER-HIGH IP: 3.0 vs. Columbia - GM 1 (3/11/23)  
 SEASON-HIGH K: 5 vs. Columbia - GM 1 (3/11)  
 CAREER-HIGH K: 5 vs. Columbia - GM 1 (3/11/23)

- Struck out one in his 1.0 inning of work against Middle Tennessee in Huntsville on March 28
- Tossed 0.2 of an inning with two strikeouts against Kentucky on March 24
- Suffered the loss in game one of the doubleheader at Florida on March 17, allowing two runs on four hits and a walk with one strikeout across 2.0 frames
- Earned his first save with 1.0 scoreless frame that included a strikeout vs. High Point on Feb. 26
- Combined for the shutout of UT Martin on Feb. 22, working 1.0 frame with a walk and two Ks
- Made his Crimson Tide debut on Feb. 18 against Richmond, allowing one run on two hits and a walk with two strikeouts
- Attended Hewitt-Trussville High School in Trussville, Ala.
- The top-ranked right-handed pitcher and No. 6 overall prospect in Alabama by Perfect Game
- Rated as the state's No. 2 overall recruit by Prep Baseball Report
- Named the Alabama state Player of the Year and Pitcher of the Year by the ASWA in 2022
- Finished 13-1 with one save and a 0.92 ERA across 82.2 innings pitched as a senior
- Also limited opposing hitters to a .142 average while striking out 130 compared to 37 walks
- Two-sport athlete who was rated as a four-star recruit and one of the top offensive line prospects

## 2023 SEASON TOTALS

OPPONENT	ERA	W-L-S	G/GS	IP	H	R	ER	BB	SO	HR	NP
(2/18) Richmond	9.00	0-0-0	1/0	1.0	2	1	1	1	2	0	28
(2/22) UT Martin	4.50	0-0-0	1/0	1.0	0	0	0	0	1	2	23
(2/26) High Point	3.00	0-0-1	1/0	1.0	1	0	0	0	1	0	15
(3/5) UIC	2.25	0-0-0	1/0	1.0	1	0	0	2	1	0	25
(3/11) Columbia-1	2.57	0-0-0	1/0	3.0	3	1	1	3	5	0	61
(3/17) at Florida-1	4.00	0-1-0	1/0	2.0	4	2	2	1	1	1	33
(3/24) Kentucky	3.72	0-0-0	1/0	0.2	0	0	0	0	2	0	11
(3/28) vs. MTSU	3.38	0-0-0	1/0	1.0	0	0	0	0	1	0	8
<b>TOTALS</b>	<b>3.38</b>	<b>0-1-1</b>	<b>8/0</b>	<b>10.2</b>	<b>11</b>	<b>4</b>	<b>4</b>	<b>8</b>	<b>15</b>	<b>1</b>	<b>--</b>

## CAREER TOTALS

YEAR	ERA	W-L	APP/GS	SV	IP	H	R	ER	BB	SO	B/AVG
2023	3.38	0-1	8/0	1	10.2	11	4	4	8	15	.256
<b>TOTALS</b>	<b>3.38</b>	<b>0-1</b>	<b>8/0</b>	<b>1</b>	<b>10.2</b>	<b>11</b>	<b>4</b>	<b>4</b>	<b>8</b>	<b>15</b>	<b>.256</b>

## SEC CAREER TOTALS

YEAR	ERA	W-L	APP/GS	SV	IP	H	R	ER	BB	SO	B/AVG
2023	6.75	0-1	2/0	0	2.2	4	2	2	1	3	.333
<b>TOTALS</b>	<b>6.75</b>	<b>0-1</b>	<b>2/0</b>	<b>0</b>	<b>2.2</b>	<b>4</b>	<b>2</b>	<b>2</b>	<b>1</b>	<b>3</b>	<b>.333</b>

## #8 KADE WOODS, RHP - R-FR.

SEASON-HIGH IP: 3.0, 2x, last vs. Kentucky (3/26)  
 CAREER-HIGH IP: 3.0, 2x, last vs. Kentucky (3/26/23)  
 SEASON-HIGH K: 7 at Florida - GM 2 (3/17)  
 CAREER-HIGH K: 7 at Florida - GM 2 (3/17/23)

- Leads the Crimson Tide relievers with 26 strikeouts, a total that is fourth overall on UA
- Earned his second win of the season with 3.0 frames against Kentucky on March 26, allowing one run on one hit with four strikeouts
- Picked up his first save in game two of the doubleheader at Florida on March 17, facing seven batters and striking out all seven across his 2.2 innings of work
- Picked up his first career win thanks to 3.0 scoreless, hitless relief frames against UT Martin on Feb. 22, walking one batter while striking out five
- Made his Alabama debut on Feb. 17 against Richmond, tossing 1.0 inning and allowing one run on one hit with two strikeouts
- Worked back from injury during the 2022 campaign, redshirting at season's end
- Came to Alabama as the 2021 class' No. 3 overall prospect and No. 2 right-handed pitcher in Louisiana according to Perfect Game

## 2023 SEASON TOTALS

OPPONENT	ERA	W-L-S	G/GS	IP	H	R	ER	BB	SO	HR	NP
(2/17) Richmond	9.00	0-0-0	1/0	1.0	1	1	1	0	2	1	16
(2/22) UT Martin	2.25	1-0-0	1/0	3.0	0	0	0	0	1	5	33
(2/26) High Point	1.50	0-0-0	1/0	2.0	0	0	0	0	5	0	27
(3/7) at Samford	7.11	0-0-0	1/0	0.1	1	5	4	2	0	0	25
(3/11) Columbia-2	5.40	0-0-0	1/0	2.0	2	0	0	0	3	0	39
(3/17) at Florida-2	4.09	0-0-1	1/0	2.2	0	0	0	0	7	0	35
(3/26) Kentucky	3.86	1-0-0	1/0	3.0	1	1	1	0	4	1	41
<b>TOTALS</b>	<b>3.86</b>	<b>2-0-1</b>	<b>7/0</b>	<b>14.0</b>	<b>5</b>	<b>7</b>	<b>6</b>	<b>3</b>	<b>26</b>	<b>2</b>	<b>--</b>

## CAREER TOTALS

YEAR	ERA	W-L	APP/GS	SV	IP	H	R	ER	BB	SO	B/AVG
2022					DID NOT PLAY DUE TO INJURY						
2023	3.86	2-0	7/0	1	14.0	5	7	6	3	26	.111
<b>TOTALS</b>	<b>3.86</b>	<b>2-0</b>	<b>7/0</b>	<b>1</b>	<b>14.0</b>	<b>5</b>	<b>7</b>	<b>6</b>	<b>3</b>	<b>26</b>	<b>.111</b>

## SEC CAREER TOTALS

YEAR	ERA	W-L	APP/GS	SV	IP	H	R	ER	BB	SO	B/AVG
2022					DID NOT PLAY DUE TO INJURY						
2023	1.59	1-0	2/0	1	5.2	1	1	1	0	11	.059
<b>TOTALS</b>	<b>1.59</b>	<b>1-0</b>	<b>2/0</b>	<b>1</b>	<b>5.2</b>	<b>1</b>	<b>1</b>	<b>1</b>	<b>0</b>	<b>11</b>	<b>.059</b>

## #12 HUNTER FURTADO, LHP - JR.

SEASON-HIGH IP: 4.2 at Florida (3/16)  
 CAREER-HIGH IP (at Alabama): 4.2 at Florida (3/16/23)  
 SEASON-HIGH K: 4, 2x, last at Florida (3/16)  
 CAREER-HIGH K (at Alabama): 5 vs. UT Martin (3/1/22)

- Totaled 14.2 innings of relief to lead the Alabama bullpen
- Punched out 16 batters, good for second among relievers and sixth overall on UA
- Worked 1.0 inning against Kentucky on March 25, allowing three runs on two hits with two Ks
- Tagged with the loss after allowing three runs on two hits and two walks with four strikeouts at Florida on March 16
- Tossed 2.2 innings against Columbia on March 10, allowing two runs (one earned) on two hits and a walk with four strikeouts
- Allowed one run on two hits and a walk with one strikeout in 1.1 innings on March 7 at Samford
- Provided Alabama with a power arm out of the bullpen in 2022
- Went 3-2 with a 6.47 ERA (23 ER/32.0 IP) in his first season at the Capstone
- Ranked third in appearances with 17 total, all in relief
- Recorded 33 strikeouts to tie for second by a reliever and sixth overall among UA pitchers

## 2023 SEASON TOTALS

OPPONENT	ERA	W-L-S	G/GS	IP	H	R	ER	BB	SO	HR	NP
(2/17) Richmond	4.50	0-0-0	1/0	2.0	1	1	1	0	2	1	23
(2/24) High Point	3.00	0-0-0	1/0	1.0	1	0	0	1	1	0	14
(2/28) Jacksonville St.	1.80	0-0-0	1/0	2.0	3	0	0	1	2	0	41
(3/7) at Samford	2.84	0-0-0	1/0	1.1	2	1	1	1	1	0	33
(3/10) Columbia	3.00	0-0-0	1/0	2.2	2	2	1	1	4	0	48
(3/16) at Florida	3.95	0-1-0	1/0	4.2	2	3	3	2	4	1	61
(3/25) Kentucky	5.52	0-0-0	1/0	1.0	2	3	3	0	2	0	28
<b>TOTALS</b>	<b>5.52</b>	<b>0-1-0</b>	<b>7/0</b>	<b>14.2</b>	<b>13</b>	<b>10</b>	<b>9</b>	<b>6</b>	<b>16</b>	<b>2</b>	<b>--</b>

## 2022 SEASON TOTALS

OPPONENT	ERA	W-L-S	G/GS	IP	H	R	ER	BB	SO	HR	NP
(2/19) Xavier	0.00	1-0-0	1/0	3.0	1	0	0	2	4	0	49
(2/26) at Texas	0.00	0-0-0	1/0	3.0	0	0	0	0	1	0	36
(3/1) UT Martin	2.00	0-1-0	1/0	3.0	2	2	2	2	5	1	47
(3/5) Murray State	1.42	1-0-0	1/0	3.2	0	0	0	0	3	0	35
(3/9) North Alabama	2.57	0-0-0	1/0	1.1	2	2	2	1	2	0	28
(3/16) at So. Miss	2.40	0-0-0	1/0	1.0	1	0	0	0	2	0	26
(3/19) Florida	5.19	0-1-0	1/0	2.1	8	6	6	2	4	3	73
(3/26) at Miss. St.	6.38	0-0-0	1/0	1.0	5	4	3	1	1	1	46
(4/3) Texas A&M	5.48	1-0-0	1/0	3.0	2	0	0	1	3	0	45
(4/12) Belmont	5.64	0-0-0	1/0	1.0	0	1	1	2	1	0	20
(4/16) at Tennessee	6.12	0-0-0	1/0	2.2	4	5	3	1	3	2	59
(4/22) Georgia	5.88	0-0-0	1/0	1.0	0	0	0	2	0	0	21
(4/26) at Samford	5.67	0-0-0	1/0	1.0	1	0	0	0	1	0	19
(4/30) at USC	5.79	0-0-0	1/0	1.0	1	1	1	0	0	0	14
(5/10) at JSU	6.30	0-0-0	1/0	2.0	5	3	3	0	3	1	32
(5/21) Arkansas	6.10	0-0-0	1/0	1.0	1	0	0	0	0	0	9
(5/27) vs. Texas A&M	6.47	0-0-0	1/0	1.0	3	2	2	2	0	1	38
<b>TOTALS</b>	<b>6.47</b>	<b>3-2-0</b>	<b>17/0</b>	<b>32.0</b>	<b>36</b>	<b>26</b>	<b>23</b>	<b>16</b>	<b>33</b>	<b>9</b>	<b>--</b>

## CAREER TOTALS (at Alabama)

YEAR	ERA	W-L	APP/GS	SV	IP	H	R	ER	BB	SO	B/AVG
2022	6.47	3-2	17/0	0	32.0	36	26	23	16	33	.281
2023	5.52	0-1	7/0	0	14.2	13	10	9	6	16	.236
<b>TOTALS</b>	<b>6.17</b>	<b>3-3</b>	<b>24/0</b>	<b>0</b>	<b>46.2</b>	<b>49</b>	<b>36</b>	<b>32</b>	<b>22</b>	<b>49</b>	<b>.268</b>

## SEC CAREER TOTALS (at Alabama)

YEAR	ERA	W-L	APP/GS	SV	IP	H	R	ER	BB	SO	B/AVG
2022	9.75	1-1	7/0	0	12.0	21	16	13	7	11	.389
2023	9.53	0-1	2/0	0	5.2	4	6	6	2	6	.200
<b>TOTALS</b>	<b>9.68</b>	<b>1-2</b>	<b>9/0</b>	<b>0</b>	<b>17.2</b>	<b>25</b>	<b>22</b>	<b>19</b>	<b>9</b>	<b>17</b>	<b>.338</b>

## #17 DYLAN LONERGAN, RHP - FR.

SEASON-HIGH IP: N/A  
 CAREER-HIGH IP: N/A  
 SEASON-HIGH K: N/A  
 CAREER-HIGH K: N/A

- Attended Brookwood High School in Snellville, Ga.
- Prep Baseball Report's ninth-rated right-handed pitcher and the No. 23 prospect from Georgia
- Listed as Perfect Game's No. 11 right-handed pitcher and No. 22 overall prospect from the state
- Committed to the Crimson Tide football team during the early signing period in December 2022

## 2023 SEASON TOTALS

OPPONENT	ERA	W-L-S	G/GS	IP	H	R	ER	BB	SO	HR	NP
(DATE) Opponent	--	--	--	--	--	--	--	--	--	--	--
<b>TOTALS</b>	<b>--</b>	<b>--</b>	<b>--</b>	<b>--</b>	<b>--</b>	<b>--</b>	<b>--</b>	<b>--</b>	<b>--</b>	<b>--</b>	<b>--</b>

## CAREER TOTALS

YEAR	ERA	W-L	APP/GS	SV	IP	H	R	ER	BB	SO	B/AVG
2023	--	--	--	--	--	--	--	--	--	--	--
<b>TOTALS</b>	<b>--</b>	<b>--</b>	<b>--</b>	<b>--</b>	<b>--</b>	<b>--</b>	<b>--</b>	<b>--</b>	<b>--</b>	<b>--</b>	<b>--</b>

## SEC CAREER TOTALS

YEAR	ERA	W-L	APP/GS	SV	IP	H	R	ER	BB	SO	B/AVG
2023	--	--	--	--	--	--	--	--	--	--	--
<b>TOTALS</b>	<b>--</b>	<b>--</b>	<b>--</b>	<b>--</b>	<b>--</b>	<b>--</b>	<b>--</b>	<b>--</b>	<b>--</b>	<b>--</b>	<b>--</b>



## PITCHING GAME-BY-GAME AND CAREER STATS

## #19 ZANE PROBST, RHP - JR.

SEASON-HIGH IP: 2.0, 2x, last vs. Middle Tennessee (3/28)

CAREER-HIGH IP (at Alabama): 2.0, 2x, last vs. Middle Tennessee (3/28/23)

SEASON-HIGH K: 3, 3x, last vs. Kentucky (3/25)

CAREER-HIGH K (at Alabama): 3, 3x, last vs. Kentucky (3/25/23)

- Leads the Alabama relievers with nine total appearances and a 0.93 ERA (1 ER/9.2 IP)
- Picked up the win in Huntsville against Middle Tennessee on March 28, tossing 2.0 scoreless frames with one walk and two strikeouts
- Contributed 2.0 scoreless frames against Kentucky on March 25, allowing two hits with three Ks
- Allowed one run on three hits in 0.2 of an inning at Florida in game two of the DH on March 17
- Made his Tide debut on Feb. 19 vs. Richmond, tossing 1.0 scoreless frame with a walk and three Ks
- Came to Alabama after two seasons at Seton Hall
- Appeared a team-high tying 18 games in 2022, finishing 0-1 with two saves across 34.1 innings
- Attended Central Mountain High School in Mill Hall, Pa.

## 2023 SEASON TOTALS

OPPONENT	ERA	W-L-S	G/GS	IP	H	R	ER	BB	SO	HR	NP
(2/19) Richmond	0.00	0-0-0	1/0	1.0	0	0	0	1	3	0	16
(2/21) Tenn. Tech	0.00	0-0-0	1/0	0.1	0	0	0	0	0	0	3
(2/25) High Point	0.00	0-0-0	1/0	1.1	0	0	0	1	2	0	32
(3/5) UIC	0.00	1-0-0	1/0	1.0	0	0	0	0	3	0	14
(3/7) at Samford	0.00	0-0-0	1/0	0.1	0	0	0	1	1	0	14
(3/11) Columbia-1	0.00	0-0-0	1/0	1.0	1	0	0	1	0	0	20
(3/17) at Florida-2	1.59	0-0-0	1/0	0.2	3	1	1	0	0	0	17
(3/25) Kentucky	1.17	0-0-0	1/0	2.0	2	0	0	0	3	0	28
(3/28) vs. MTSU	0.93	1-0-0	1/0	2.0	0	0	0	1	2	0	23
<b>TOTALS</b>	<b>0.93</b>	<b>2-0-0</b>	<b>9/0</b>	<b>9.2</b>	<b>6</b>	<b>1</b>	<b>1</b>	<b>5</b>	<b>14</b>	<b>0</b>	<b>--</b>

## CAREER TOTALS (at Alabama)

YEAR	ERA	W-L	APP/GS	SV	IP	H	R	ER	BB	SO	B/AVG
2023	0.93	2-0	9/0	0	9.2	6	1	1	5	14	.188
<b>TOTALS</b>	<b>0.93</b>	<b>2-0</b>	<b>9/0</b>	<b>0</b>	<b>9.2</b>	<b>6</b>	<b>1</b>	<b>1</b>	<b>5</b>	<b>14</b>	<b>.188</b>

## SEC CAREER TOTALS (at Alabama)

YEAR	ERA	W-L	APP/GS	SV	IP	H	R	ER	BB	SO	B/AVG
2023	3.38	0-0	2/0	0	2.2	5	1	1	0	3	.455
<b>TOTALS</b>	<b>3.38</b>	<b>0-0</b>	<b>2/0</b>	<b>0</b>	<b>2.2</b>	<b>5</b>	<b>1</b>	<b>1</b>	<b>0</b>	<b>3</b>	<b>.455</b>

## #23 AIDAN MOZA, RHP - SO.

SEASON-HIGH IP: 1.0 vs. Middle Tennessee (3/28)

CAREER-HIGH IP (at Alabama): 1.0 vs. Middle Tennessee (3/28/23)

SEASON-HIGH K: 1 vs. UAB (3/21)

CAREER-HIGH K (at Alabama): 1 vs. UAB (3/21/23)

- Tossed 1.0 scoreless frame with a walk against Middle Tennessee in Huntsville on March 28
- Made his Alabama debut against his former team in UAB on March 21, tossing 0.2 of an inning and allowing one run on two hits with a strikeout
- Spent the beginning of the season recovering from a minor procedure that limited his playing time
- Joined the Crimson Tide after spending his freshman season at UAB
- Appeared in 23 games with two starts for the Blazers, finishing 2-2 with 30 Ks across 34.2 innings
- Attended North Cobb Christian School in Kennesaw, Ga.

## 2023 SEASON TOTALS

OPPONENT	ERA	W-L-S	G/GS	IP	H	R	ER	BB	SO	HR	NP
(3/21) UAB	13.50	0-0-0	1/0	0.2	2	1	1	0	1	0	22
(3/28) vs. MTSU	5.40	0-0-0	1/0	1.0	0	0	0	1	0	0	9
<b>TOTALS</b>	<b>5.40</b>	<b>0-0-0</b>	<b>2/0</b>	<b>1.2</b>	<b>2</b>	<b>1</b>	<b>1</b>	<b>1</b>	<b>1</b>	<b>0</b>	<b>--</b>

## CAREER TOTALS (at Alabama)

YEAR	ERA	W-L	APP/GS	SV	IP	H	R	ER	BB	SO	B/AVG
2023	5.40	0-0	2/0	0	1.2	2	1	1	1	1	.286
<b>TOTALS</b>	<b>5.40</b>	<b>0-0</b>	<b>2/0</b>	<b>0</b>	<b>1.2</b>	<b>2</b>	<b>1</b>	<b>1</b>	<b>1</b>	<b>1</b>	<b>.286</b>

## SEC CAREER TOTALS (at Alabama)

YEAR	ERA	W-L	APP/GS	SV	IP	H	R	ER	BB	SO	B/AVG
2023	--	--	--	--	--	--	--	--	--	--	--
<b>TOTALS</b>	<b>--</b>	<b>--</b>	<b>--</b>	<b>--</b>	<b>--</b>	<b>--</b>	<b>--</b>	<b>--</b>	<b>--</b>	<b>--</b>	<b>--</b>

## #24 BROCK BLATTER, RHP - FR.

SEASON-HIGH IP: 2.2 vs. High Point (2/24)

CAREER-HIGH IP: 2.2 vs. High Point (2/24/23)

SEASON-HIGH K: 6 vs. High Point (2/24)

CAREER-HIGH K: 6 vs. High Point (2/24/23)

- Worked 0.2 of an inning and allowed two runs on one hit and two walks vs. Kentucky on March 25
- Contributed 0.1 of an inning against UAB on March 21, walking one and recording one strikeout
- Allowed two runs (one earned) on one hit and four walks with two Ks in 1.0 inning of work against Columbia on March 10
- Picked up the win with 2.2 innings of one-run baseball against High Point on Feb. 24, allowing two hits and walking one with six swinging strikeouts - all in a row
- Made his Alabama debut on Feb. 19 against Richmond, working 2.0 scoreless frames with one hit
- Attended Billings Central Catholic in Billings, Mont.
- Drafted in the 19th round of the 2022 MLB Draft by the Chicago Cubs to become the first player selected out of Montana since 2014

## 2023 SEASON TOTALS

OPPONENT	ERA	W-L-S	G/GS	IP	H	R	ER	BB	SO	HR	NP
(2/19) Richmond	0.00	0-0-0	1/0	2.0	1	0	0	0	0	0	28
(2/24) High Point	1.93	1-0-0	1/0	2.2	2	1	1	1	6	0	52
(3/5) UIC	1.50	0-0-0	1/0	1.1	2	0	0	0	3	0	29
(3/10) Columbia	2.57	0-0-0	1/0	1.0	1	2	1	4	2	0	42
(3/21) UAB	2.45	0-0-0	1/0	0.1	0	0	0	1	1	0	9
(3/25) Kentucky	4.50	0-0-0	1/0	0.2	1	2	2	2	0	0	23
<b>TOTALS</b>	<b>4.50</b>	<b>1-0-0</b>	<b>6/0</b>	<b>8.0</b>	<b>7</b>	<b>5</b>	<b>4</b>	<b>8</b>	<b>12</b>	<b>0</b>	<b>--</b>

## CAREER TOTALS

YEAR	ERA	W-L	APP/GS	SV	IP	H	R	ER	BB	SO	B/AVG
2023	4.50	1-0	6/0	0	8.0	7	5	4	8	12	.219
<b>TOTALS</b>	<b>4.50</b>	<b>1-0</b>	<b>6/0</b>	<b>0</b>	<b>8.0</b>	<b>7</b>	<b>5</b>	<b>4</b>	<b>8</b>	<b>12</b>	<b>.219</b>

## SEC CAREER TOTALS

YEAR	ERA	W-L	APP/GS	SV	IP	H	R	ER	BB	SO	B/AVG
2023	27.00	0-0	1/0	0	0.2	1	2	2	2	0	.333
<b>TOTALS</b>	<b>27.00</b>	<b>0-0</b>	<b>1/0</b>	<b>0</b>	<b>0.2</b>	<b>1</b>	<b>2</b>	<b>2</b>	<b>2</b>	<b>0</b>	<b>.333</b>

## PITCHING GAME-BY-GAME AND CAREER STATS

## #26 GRAYSON HITT, LHP - JR.

**SEASON-HIGH IP:** 6.0 vs. Kentucky (3/26)  
**CAREER-HIGH IP:** 6.1 at Ole Miss (4/10/22)  
**SEASON-HIGH K:** 8, 2x, last vs. Columbia (3/10)  
**CAREER-HIGH K:** 8, 3x, last vs. Columbia (3/10/23)

- Selected as a preseason third team All-American by Baseball America
- Limiting opposing batters to a .202 average to rank 10th in the conference
- Totaled 37 strikeouts to tie for 15th in the SEC and rank second on UA
- Did not factor into the decision in his start against Kentucky on March 26, allowing two runs (one earned) on five hits and two walks with five strikeouts across 6.0 innings of work
- Picked up the win on March 17, tossing 5.2 innings and allowing two runs on four hits and four walks with five strikeouts in game two of the doubleheader with Florida
- Exited after 3.1 innings against Columbia on March 10, allowing five runs on six hits and two walks with eight strikeouts in the loss
- Earned the win with 5.0 innings of one-run baseball against UIC on March 3, giving up four hits and walking three while punching out five
- Tossed 3.2 innings against High Point on Feb. 24, allowing three runs on one hit and four walks with six strikeouts
- Got the start on Opening Day against Richmond, tossing 5.0 innings and allowing one unearned run on one hit and three walks with a career-high tying eight strikeouts for the win
- Alabama's Sunday starter during the 2022 season
- Went 4-3 with a 5.34 ERA (36 ER/60.2 IP) in 14 starts (start at Auburn did not count)
- Ranked second on Alabama for strikeouts with 68
- Struck out five-plus batters in seven starts, including a season-high eight at Ole Miss on April 10
- Totaled 60.2 innings of work to rank third on UA in that category

## 2023 SEASON TOTALS

OPPONENT	ERA	W-L-S	G/GS	IP	H	R	ER	BB	SO	HR	NP
(2/17) Richmond	0.00	1-0-0	1/1	5.0	1	1	0	3	8	0	81
(2/24) High Point	3.12	0-0-0	1/1	3.2	1	3	3	4	6	0	68
(3/3) UIC	2.63	1-0-0	1/1	5.0	4	1	1	3	5	1	91
(3/10) Columbia	4.76	0-1-0	1/1	3.1	6	5	5	2	8	0	79
(3/17) at Florida-2	4.37	1-0-0	1/1	5.2	4	2	2	4	5	1	91
(3/26) Kentucky	3.77	0-0-0	1/1	6.0	5	2	1	2	5	0	89
<b>TOTALS</b>	<b>3.77</b>	<b>3-1-0</b>	<b>6/6</b>	<b>28.2</b>	<b>21</b>	<b>14</b>	<b>12</b>	<b>18</b>	<b>37</b>	<b>2</b>	<b>--</b>

## 2022 SEASON TOTALS

OPPONENT	ERA	W-L-S	G/GS	IP	H	R	ER	BB	SO	HR	NP
(2/20) Xavier	0.00	1-0-0	1/1	4.0	3	0	0	1	6	0	64
(2/27) at Texas	1.23	0-0-0	1/1	3.1	4	1	1	1	1	0	57
(3/6) Murray State	1.74	0-0-0	1/1	3.0	4	3	1	1	4	0	60
(3/13) Binghamton	1.26	0-0-0	1/1	4.0	2	2	0	4	7	0	71
(3/20) Florida	2.33	0-0-0	1/1	5.0	6	4	3	0	4	2	67
(3/27) at Miss. St.	2.13	1-0-0	1/1	6.0	4	1	1	4	5	0	102
(4/3) Texas A&M	2.45	0-0-0	1/1	4.0	5	2	2	2	4	1	85
(4/10) at Ole Miss	2.78	1-0-0	1/1	6.1	3	3	3	2	8	2	94
(4/17) at Tennessee	4.12	0-1-0	1/1	3.2	7	7	7	3	2	1	79
(4/24) Georgia	3.57	1-0-0	1/1	6.0	3	0	0	2	7	0	81
(4/30) at USC	4.37	0-1-0	1/1	2.0	5	5	5	2	3	1	48
(5/8) LSU	5.02	0-1-0	1/1	4.2	9	6	6	2	6	1	98
(5/21) Arkansas	5.14	0-0-0	1/1	4.0	7	3	3	3	4	1	85
(5/27) vs. Texas A&M	5.34	0-0-0	1/1	4.2	4	4	4	3	7	1	100
<b>TOTALS</b>	<b>5.34</b>	<b>4-3-0</b>	<b>14/14</b>	<b>60.2</b>	<b>66</b>	<b>41</b>	<b>36</b>	<b>30</b>	<b>68</b>	<b>10</b>	<b>--</b>

## 2021 SEASON TOTALS

OPPONENT	ERA	W-L-S	G/GS	IP	H	R	ER	BB	SO	HR	NP
(2/21) McNeese	9.00	1-0-0	1/0	3.0	4	3	3	1	4	0	46
(2/26) Wright State	13.50	0-0-0	1/0	0.1	2	3	2	0	1	0	12
(3/5) at Charleston	10.38	0-0-0	1/0	1.0	0	0	0	0	2	0	9
(3/12) Stetson	6.14	0-0-0	1/0	3.0	1	0	0	1	2	0	45
(3/23) So. Miss	7.00	0-1-0	1/0	1.2	2	2	2	1	1	0	29
(3/27) Ole Miss	8.18	0-0-0	1/0	2.0	3	3	3	3	1	1	49
(4/3) Tennessee	11.12	0-1-0	1/0	0.1	1	4	4	3	1	0	21
(4/7) ULM	10.93	0-1-0	1/1	2.2	4	3	3	1	2	1	54
(4/13) Samford	9.00	1-0-0	1/1	4.0	2	1	1	1	2	0	41
(4/20) North Alabama	10.31	0-0-0	1/1	0.1	1	3	3	2	0	0	26
(4/25) at Kentucky-2	10.80	0-0-0	1/0	0.0	2	1	1	2	0	1	18
<b>TOTALS</b>	<b>10.80</b>	<b>2-3-0</b>	<b>11/3</b>	<b>18.1</b>	<b>22</b>	<b>23</b>	<b>22</b>	<b>15</b>	<b>16</b>	<b>3</b>	<b>--</b>

## CAREER TOTALS

YEAR	ERA	W-L	APP/GS	SV	IP	H	R	ER	BB	SO	B/AVG
2021	10.80	2-3	11/3	0	18.1	22	23	22	15	16	.306
2022	5.34	4-3	14/14	0	60.2	66	41	36	30	68	.277
2023	3.77	3-1	6/6	0	28.2	21	14	12	18	37	.202
<b>TOTALS</b>	<b>5.85</b>	<b>9-7</b>	<b>31/23</b>	<b>0</b>	<b>107.2</b>	<b>109</b>	<b>78</b>	<b>70</b>	<b>63</b>	<b>121</b>	<b>.263</b>
<b>TOTALS (as SP)</b>	<b>5.14</b>	<b>8-5</b>	<b>23</b>	<b>--</b>	<b>96.1</b>	<b>94</b>	<b>62</b>	<b>55</b>	<b>52</b>	<b>109</b>	<b>---</b>

## SEC CAREER TOTALS

YEAR	ERA	W-L	APP/GS	SV	IP	H	R	ER	BB	SO	B/AVG
2021	30.86	0-1	3/0	0	2.1	6	8	8	8	2	.545
2022	6.48	3-3	9/9	0	41.2	49	31	30	20	43	.295
2023	2.31	1-0	2/2	0	11.2	9	4	3	6	10	.225
<b>TOTALS</b>	<b>6.63</b>	<b>4-4</b>	<b>14/11</b>	<b>0</b>	<b>55.2</b>	<b>64</b>	<b>43</b>	<b>41</b>	<b>34</b>	<b>55</b>	<b>.295</b>
<b>TOTALS (as SP)</b>	<b>5.57</b>	<b>4-3</b>	<b>11</b>	<b>--</b>	<b>53.1</b>	<b>58</b>	<b>35</b>	<b>33</b>	<b>26</b>	<b>53</b>	<b>---</b>

## #27 BEN HESS, RHP - SO.

**SEASON-HIGH IP:** 6.1, 2x, last vs. Kentucky (3/24)  
**CAREER-HIGH IP:** 6.1, 2x, last vs. Kentucky (3/24/23)  
**SEASON-HIGH K:** 10 vs. Kentucky (3/24)  
**CAREER-HIGH K:** 10, 2x, last vs. Kentucky (3/24/23)

- Issued just six walks this season, the third-fewest among qualifying SEC pitchers
- His 1.67 walks per 9.0 innings mark is second in the conference
- Owns a 7.33 strikeout-to-walk ratio, a total that is third in the league and 27th nationally
- Maintains a 0.99 WHIP to rank sixth in the SEC
- Ranks seventh in the conference for innings pitched at 32.1, a total that also leads all Tide pitchers
- Leads Alabama and is seventh in the conference in strikeouts with 44
- Averaging 12.25 strikeouts per 9.0 innings to rank ninth in conference
- Owns a 3.34 ERA (12 ER/32.1 IP) to rank 14th in the league
- Allowed three runs (two earned) on five hits and a walk with 10 strikeouts across 6.1 innings of work against Kentucky on March 24
- Did not factor into the decision in game one of the doubleheader at Florida on March 17, allowing six runs on eight hits with eight strikeouts across 6.1 frames
- Tossed 5.0 innings of one-run baseball with three hits and a walk to go with seven strikeouts for the win in game one of the doubleheader against Columbia
- Earned the win in his start against UIC on March 4, tossing 5.2 scoreless innings with one hit, three walks and eight strikeouts
- Allowed six runs (three earned) on six hits and a walk with five Ks against High Point on Feb. 25
- Picked up the win in his first career weekend start on Feb. 18 against Richmond, tossing 6.0 scoreless frames and allowing three hits while striking out six
- Served as the Tide's midweek starter after missing the first three weeks of the 2022 season
- Moved to the bullpen for the final stretch of SEC play and the SEC Tournament
- Finished with a 3-1 record and a 4.54 ERA (17 ER/33.2 IP) in 11 appearances (eight starts)
- Ranked fourth on UA for strikeouts with 50, including a team-high 10 against Georgia in the SEC Tournament

## 2023 SEASON TOTALS

OPPONENT	ERA	W-L-S	G/GS	IP	H	R	ER	BB	SO	HR	NP
(2/18) Richmond	0.00	1-0-0	1/1	6.0	3	0	0	0	6	0	65
(2/25) High Point	3.00	0-0-0	1/1	3.0	6	6	3	1	5	3	63
(3/4) UIC	1.84	1-0-0	1/1	5.2	1	0	0	3	8	0	88
(3/11) Columbia-1	1.83	1-0-0	1/1	5.0	3	1	1	1	7	0	89
(3/17) at Florida-1	3.46	0-0-0	1/1	6.1	8	6	6	0	8	3	96
(3/24) Kentucky	3.34	0-0-0	1/1	6.1	5	3	2	1	10	0	105
<b>TOTALS</b>	<b>3.34</b>	<b>3-0-0</b>	<b>6/6</b>	<b>32.1</b>	<b>26</b>	<b>16</b>	<b>12</b>	<b>6</b>	<b>44</b>	<b>6</b>	<b>--</b>

## 2022 SEASON TOTALS

OPPONENT	ERA	W-L-S	G/GS	IP	H	R	ER	BB	SO	HR	NP
(3/9) North Alabama	18.00	0-1-0	1/1	1.0	3	2	2	0	2	0	12
(3/16) at So. Miss	9.00	0-0-0	1/1	2.0	2	1	1	0	2	1	30
(3/23) at UAB	9.00	0-0-0	1/1	2.0	1	2	2	2	4	1	47
(3/29) So. Alabama	7.88	0-0-0	1/1	3.0	1	2	2	4	4	1	67
(4/5) Samford	5.56	0-0-0	1/1	3.1	4	0	0	1	3	0	65
(4/12) Belmont	4.11	1-0-0	1/1	4.0	1	0	0	2	7	0	66
(4/19) UAB	5.12	0-0-0	1/1	4.0	2	4	4	5	7	1	80
(4/26) at Samford	4.26	1-0-0	1/1	6.0	3	1	1	2	3	0	73
(5/8) LSU	4.88	0-0-0	1/0	2.1	3	6	3	2	6	2	48
(5/20) Arkansas	5.22	0-0-0	1/0	1.2	2	2	2	0	2	0	22
(5/24) vs. Georgia	4.54	1-0-0	1/0	4.1	1	0	0	1	10	0	78
<b>TOTALS</b>	<b>4.54</b>	<b>3-1-0</b>	<b>11/8</b>	<b>33.2</b>	<b>23</b>	<b>20</b>	<b>17</b>	<b>19</b>	<b>50</b>	<b>6</b>	<b>--</b>

## CAREER TOTALS

YEAR	ERA	W-L	APP/GS	SV	IP	H	R	ER	BB	SO	B/AVG
2022	4.54	3-1	11/8	0	33.2	23	20	17	19	50	.192
2023	3.34	3-0	6/6	0	32.1	26	16	12	6	44	.222
<b>TOTALS</b>	<b>3.95</b>	<b>6-1</b>	<b>17/14</b>	<b>0</b>	<b>66.0</b>	<b>49</b>	<b>36</b>	<b>29</b>	<b>25</b>	<b>94</b>	<b>.207</b>
<b>TOTALS (as SP)</b>	<b>3.75</b>	<b>5-1</b>	<b>14</b>	<b>--</b>	<b>57.2</b>	<b>43</b>	<b>28</b>	<b>24</b>	<b>22</b>	<b>74</b>	<b>---</b>

## SEC CAREER TOTALS

YEAR	ERA	W-L	APP/GS	SV	IP	H	R	ER	BB	SO	B/AVG
2022	11.25	0-0	2/0	0	4.0	5	8	5	2	8	.278
2023	5.68	0-0	2/2	0	12.2	13	9	8	1	18	.265
<b>TOTALS</b>	<b>7.02</b>	<b>0-0</b>	<b>4/2</b>	<b>0</b>	<b>16.2</b>	<b>18</b>	<b>17</b>	<b>13</b>	<b>3</b>	<b>26</b>	<b>.269</b>
<b>TOTALS (as SP)</b>	<b>5.68</b>	<b>0-0</b>	<b>2</b>	<b>--</b>	<b>12.2</b>	<b>13</b>	<b>9</b>	<b>8</b>	<b>1</b>	<b>18</b>	<b>---</b>

## PITCHING GAME-BY-GAME AND CAREER STATS

## #29 BRAYDEN GAINEY, RHP - SR.

**SEASON-HIGH IP:** 2.0, 2x, last vs. Columbia - GM 2 (3/11)  
**CAREER-HIGH IP (at Alabama):** 3.0 vs. UT Martin (3/1/22)  
**SEASON-HIGH K:** 3 vs. Columbia - GM 2 (3/11)  
**CAREER-HIGH K (at Alabama):** 4 at Jacksonville State (5/10/22)

- Struck out three and allowed one walk with two hits across his 2.0 scoreless innings in game two of the doubleheader against Columbia on March 11
- Allowed two runs on four hits and a walk with one strikeout across 2.0 IP against ASU on March 8
- Tossed 1.0 scoreless inning with a strikeout against Jacksonville State on Feb. 28
- Saw time in eight games during his first season in Tuscaloosa in 2022

## 2023 SEASON TOTALS

OPPONENT	ERA	W-L-S	G/GS	IP	H	R	ER	BB	SO	HR	NP
(2/28) Jacksonville St.	0.00	0-0-0	1/0	1.0	0	0	0	0	1	0	9
(3/8) Alabama State	6.00	0-0-0	1/0	2.0	4	2	2	1	1	0	39
(3/11) Columbia-2	3.60	0-0-0	1/0	2.0	2	0	0	1	3	0	37
<b>TOTALS</b>	<b>3.60</b>	<b>0-0-0</b>	<b>3/0</b>	<b>5.0</b>	<b>6</b>	<b>2</b>	<b>2</b>	<b>2</b>	<b>5</b>	<b>0</b>	<b>--</b>

## 2022 SEASON TOTALS

OPPONENT	ERA	W-L-S	G/GS	IP	H	R	ER	BB	SO	HR	NP
(2/20) Xavier	9.00	0-0-0	1/0	1.0	3	1	1	0	1	0	27
(2/23) Alabama State	6.00	0-0-0	1/0	2.0	3	1	1	0	1	0	33
(3/1) UT Martin	6.00	0-0-0	1/0	3.0	3	2	2	0	1	2	35
(3/11) Binghamton	5.14	0-0-0	1/0	1.0	2	1	0	0	0	0	18
(4/5) Samford	4.50	0-0-0	1/0	1.0	0	0	0	0	1	0	8
(4/16) at Tennessee	4.32	0-0-0	1/0	0.1	1	1	0	0	0	0	13
(4/26) at Samford	4.82	0-0-0	1/0	1.0	2	1	1	0	1	0	14
(5/10) at JSU	3.75	0-0-0	1/0	2.2	1	0	0	0	4	0	35
<b>TOTALS</b>	<b>3.75</b>	<b>0-0-0</b>	<b>8/0</b>	<b>12.0</b>	<b>15</b>	<b>7</b>	<b>5</b>	<b>0</b>	<b>9</b>	<b>2</b>	<b>--</b>

## CAREER TOTALS (at Alabama)

YEAR	ERA	W-L	APP/GS	SV	IP	H	R	ER	BB	SO	B/AVG
2022	3.75	0-0	8/0	0	12.0	15	7	5	0	9	.300
2023	3.60	0-0	3/0	0	5.0	6	2	2	2	5	.286
<b>TOTALS</b>	<b>3.71</b>	<b>0-0</b>	<b>11/0</b>	<b>0</b>	<b>17.0</b>	<b>21</b>	<b>9</b>	<b>7</b>	<b>2</b>	<b>14</b>	<b>.296</b>

## SEC CAREER TOTALS (at Alabama)

YEAR	ERA	W-L	APP/GS	SV	IP	H	R	ER	BB	SO	B/AVG
2022	0.00	0-0	1/0	0	0.1	1	1	0	0	0	.500
2023	--	--	--	--	--	--	--	--	--	--	--
<b>TOTALS</b>	<b>0.00</b>	<b>0-0</b>	<b>1/0</b>	<b>0</b>	<b>0.1</b>	<b>1</b>	<b>1</b>	<b>0</b>	<b>0</b>	<b>0</b>	<b>.500</b>

## #30 JAKE LEGER, LHP - SR.

**SEASON-HIGH IP:** 0.2 vs. Tennessee Tech (2/21)  
**CAREER-HIGH IP (at Alabama):** 4.0, 2x, last vs. Florida (5/28/22)  
**SEASON-HIGH K:** 1 vs. Tennessee Tech (2/21)  
**CAREER-HIGH K (at Alabama):** 8 at Ole Miss (4/9/22)

- Made his senior debut on Feb. 21 against Tennessee Tech, tossing 0.2 of an inning with three walks and a strikeout
- Veteran left-hander who provided the Tide with a reliable option out of the bullpen in 2022
- Went 1-1 with a 4.83 ERA (17 ER/31.2 IP) in his first season in Tuscaloosa
- Appeared in 16 games to tie for fourth on UA, all coming in relief
- Totaled 31.2 innings pitched to rank third among relievers
- Finished second for relief frames during SEC play with 19.0 across his nine appearances

## 2023 SEASON TOTALS

OPPONENT	ERA	W-L-S	G/GS	IP	H	R	ER	BB	SO	HR	NP
(2/21) Tenn. Tech	0.00	0-0-0	1/0	0.2	0	0	0	3	1	0	22
<b>TOTALS</b>	<b>0.00</b>	<b>0-0-0</b>	<b>1/0</b>	<b>0.2</b>	<b>0</b>	<b>0</b>	<b>0</b>	<b>3</b>	<b>1</b>	<b>0</b>	<b>--</b>

## 2022 SEASON TOTALS

OPPONENT	ERA	W-L-S	G/GS	IP	H	R	ER	BB	SO	HR	NP
(3/12) Binghamton	0.00	0-0-0	1/0	1.0	0	0	0	0	1	0	10
(3/16) at So. Miss	0.00	0-0-0	1/0	1.1	2	0	0	0	4	0	28
(3/19) Florida	3.86	0-0-0	1/0	2.1	4	2	2	0	2	0	41
(3/23) at UAB	4.05	0-0-0	1/0	2.0	4	1	1	0	3	0	26
(3/26) at Miss. St.	3.12	0-0-0	1/0	2.0	1	1	0	0	2	0	20
(3/29) So. Alabama	2.79	1-0-0	1/0	1.0	1	0	0	0	1	0	15
(4/1) Texas A&M	2.79	0-0-0	1/0	0.0	1	0	0	1	0	0	9
(4/5) Samford	2.45	0-0-0	1/0	1.1	0	0	0	0	1	0	16
(4/9) at Ole Miss	3.00	0-0-0	1/0	4.0	3	2	2	1	8	1	60
(4/17) at Tennessee	4.24	0-0-0	1/0	2.0	4	3	3	1	0	1	42
(4/23) Georgia	3.79	0-0-0	1/0	2.0	1	0	0	0	0	0	32
(4/30) at USC	3.86	0-0-0	1/0	2.0	3	1	1	1	2	0	45
(5/7) LSU	4.43	0-0-0	1/0	1.1	2	2	2	0	1	1	22
(5/19) Arkansas	4.56	0-0-0	1/0	3.1	2	2	2	1	3	0	57
(5/25) vs. Arkansas	4.88	0-0-0	1/0	2.0	1	2	2	0	2	1	32
(5/28) vs. Florida	4.83	0-1-0	1/0	4.0	4	2	2	2	2	0	63
<b>TOTALS</b>	<b>4.83</b>	<b>1-1-0</b>	<b>16/0</b>	<b>31.2</b>	<b>33</b>	<b>18</b>	<b>17</b>	<b>7</b>	<b>32</b>	<b>4</b>	<b>--</b>

## CAREER TOTALS (at Alabama)

YEAR	ERA	W-L	APP/GS	SV	IP	H	R	ER	BB	SO	B/AVG
2022	4.83	1-1	16/0	0	31.2	33	18	17	7	32	.268
2023	0.00	0-0	1/0	0	0.2	0	0	0	3	1	.000
<b>TOTALS</b>	<b>4.73</b>	<b>1-1</b>	<b>17/0</b>	<b>0</b>	<b>32.1</b>	<b>33</b>	<b>18</b>	<b>17</b>	<b>10</b>	<b>33</b>	<b>.264</b>

## SEC CAREER TOTALS (at Alabama)

YEAR	ERA	W-L	APP/GS	SV	IP	H	R	ER	BB	SO	B/AVG
2022	5.68	0-0	9/0	0	19.0	21	13	12	5	18	.280
2023	--	--	--	--	--	--	--	--	--	--	--
<b>TOTALS</b>	<b>5.68</b>	<b>0-0</b>	<b>9/0</b>	<b>0</b>	<b>19.0</b>	<b>21</b>	<b>13</b>	<b>12</b>	<b>5</b>	<b>18</b>	<b>.280</b>

## PITCHING GAME-BY-GAME AND CAREER STATS

## #32 BRAYLON MYERS, RHP - SO.

SEASON-HIGH IP: 2.2 vs. Tennessee Tech (2/21/23)

CAREER-HIGH IP: 2.2 vs. Tennessee Tech (2/21/23)

SEASON-HIGH K: 2, 3x, last vs. Columbia - GM 2 (3/11)

CAREER-HIGH K: 3, 2x, last at Jacksonville State (5/10/22)

- Tied for second in the SEC for saves with three in as many chances
- Handed the loss after allowing one run on one hit across 2.1 innings against Kentucky on March 24
- Tossed 1.0 scoreless inning of relief with one strikeout against UAB on March 21
- Entered in a tight spot and got the save with 1.2 scoreless frames that included a hit and two strikeouts against UIC on March 5
- Earned his second save in as many chances with 2.1 scoreless innings that included two hits, a walk and two punchouts against High Point on Feb. 25
- Picked up the save against Tennessee Tech on Feb. 21, tossing 2.2 scoreless frames with one hit and one strikeout
- Appeared in 10 games during his first season in Tuscaloosa
- Held a 1-0 record with one save and a 7.62 ERA (11 ER/13.0 IP) in 2022

## 2023 SEASON TOTALS

OPPONENT	ERA	W-L-S	G/GS	IP	H	R	ER	BB	SO	HR	NP
(2/21) Tenn. Tech	0.00	0-0-1	1/0	2.2	1	0	0	0	1	0	29
(2/25) High Point	0.00	0-0-1	1/0	2.1	2	0	0	1	2	0	33
(3/5) UIC	0.00	0-0-1	1/0	1.2	1	0	0	0	2	0	29
(3/11) Columbia-2	3.24	0-0-0	1/0	1.2	3	3	3	2	2	0	56
(3/21) UAB	2.89	0-0-0	1/0	1.0	0	0	0	0	1	0	14
(3/24) Kentucky	3.09	0-1-0	1/0	2.1	1	1	1	0	0	0	34
<b>TOTALS</b>	<b>3.09</b>	<b>0-1-3</b>	<b>6/0</b>	<b>11.2</b>	<b>8</b>	<b>4</b>	<b>4</b>	<b>3</b>	<b>8</b>	<b>0</b>	<b>--</b>

## 2022 SEASON TOTALS

OPPONENT	ERA	W-L-S	G/GS	IP	H	R	ER	BB	SO	HR	NP
(2/22) Jacksonville St.	9.00	0-0-0	1/0	2.0	2	2	2	0	2	1	29
(3/1) UT Martin	13.50	0-0-0	1/0	0.0	2	1	1	0	0	1	5
(3/19) Florida	9.00	0-0-0	1/0	1.0	0	0	0	0	2	0	16
(4/5) Samford	6.23	1-0-0	1/0	1.1	1	1	0	0	1	0	30
(4/12) Belmont	5.06	0-0-1	1/0	1.0	1	0	0	0	2	0	17
(4/19) UAB	6.43	0-0-0	1/0	1.2	3	2	2	1	1	0	31
(4/22) Georgia	5.00	0-0-0	1/0	2.0	1	0	0	1	3	0	38
(4/30) at USC	6.75	0-0-0	1/0	1.2	2	3	3	2	1	0	38
(5/10) at JSU	8.49	0-0-0	1/0	1.0	3	3	3	1	3	0	28
(5/27) vs. Texas A&M	7.62	0-0-0	1/0	1.1	1	0	0	0	0	0	9
<b>TOTALS</b>	<b>7.62</b>	<b>1-0-1</b>	<b>10/0</b>	<b>13.0</b>	<b>16</b>	<b>12</b>	<b>11</b>	<b>5</b>	<b>15</b>	<b>2</b>	<b>--</b>

## CAREER TOTALS

YEAR	ERA	W-L	APP/GS	SV	IP	H	R	ER	BB	SO	B/AVG
2022	7.62	1-0	10/0	1	13.0	16	12	11	5	15	.308
2023	3.09	0-1	6/0	3	11.2	8	4	4	3	8	.190
<b>TOTALS</b>	<b>5.47</b>	<b>1-1</b>	<b>16/0</b>	<b>4</b>	<b>24.2</b>	<b>24</b>	<b>16</b>	<b>15</b>	<b>8</b>	<b>23</b>	<b>.255</b>

## SEC CAREER TOTALS

YEAR	ERA	W-L	APP/GS	SV	IP	H	R	ER	BB	SO	B/AVG
2022	5.79	0-0	3/0	0	4.2	3	3	3	3	6	.188
2023	3.86	0-1	1/0	0	2.1	1	1	1	0	0	.125
<b>TOTALS</b>	<b>5.14</b>	<b>0-1</b>	<b>4/0</b>	<b>0</b>	<b>7.0</b>	<b>4</b>	<b>4</b>	<b>4</b>	<b>3</b>	<b>6</b>	<b>.167</b>

## #33 JACKSON REYNOLDS, RHP - GR.

SEASON-HIGH IP: 3.0, 2x, last vs. Alabama State (3/8)

CAREER-HIGH IP (at Alabama): 3.0, 2x, last vs. Alabama State (3/8/23)

SEASON-HIGH K: 3 vs. UT Martin (2/22)

CAREER-HIGH K (at Alabama): 3 vs. UT Martin (2/22/23)

- Got the win in his start against Alabama State on March 8, allowing three runs on five hits in 3.0 IP
- Made his Alabama debut in the start against UT Martin on Feb. 22, tossing 3.0 scoreless frames with two hits, a pair of walks and three strikeouts
- Came to Tuscaloosa after spending the 2022 season at UAB
- Started a team-high 15 games for the Blazers, totaling 80.1 innings with a team-best 71 strikeouts
- Spent the pandemic-shortened 2020 campaign at Auburn, playing in three games
- Began his collegiate career at Shelton State in 2019
- Named the ALABCA Junior College Pitcher of the Year following a standout freshman campaign
- Attended Opelika High School in Opelika, Ala.

## 2023 SEASON TOTALS

OPPONENT	ERA	W-L-S	G/GS	IP	H	R	ER	BB	SO	HR	NP
(2/22) UT Martin	0.00	0-0-0	1/1	3.0	2	0	0	2	3	0	55
(2/28) Jacksonville St.	3.60	0-0-0	1/0	2.0	4	2	2	1	1	0	44
(3/8) Alabama State	5.62	1-0-0	1/0	3.0	5	3	3	0	0	0	47
<b>TOTALS</b>	<b>5.62</b>	<b>1-0-0</b>	<b>3/2</b>	<b>8.0</b>	<b>11</b>	<b>5</b>	<b>5</b>	<b>3</b>	<b>4</b>	<b>0</b>	<b>--</b>

## CAREER TOTALS (at Alabama)

YEAR	ERA	W-L	APP/GS	SV	IP	H	R	ER	BB	SO	B/AVG
2023	5.62	1-0	3/2	0	8.0	11	5	5	3	4	.333
<b>TOTALS</b>	<b>5.62</b>	<b>1-0</b>	<b>3/2</b>	<b>0</b>	<b>8.0</b>	<b>11</b>	<b>5</b>	<b>5</b>	<b>3</b>	<b>4</b>	<b>.333</b>
<b>TOTALS (as SP)</b>	<b>4.50</b>	<b>1-0</b>	<b>2</b>	<b>--</b>	<b>6.0</b>	<b>7</b>	<b>3</b>	<b>3</b>	<b>2</b>	<b>3</b>	<b>---</b>

## SEC CAREER TOTALS (at Alabama)

YEAR	ERA	W-L	APP/GS	SV	IP	H	R	ER	BB	SO	B/AVG
2023	--	--	--	--	--	--	--	--	--	--	--
<b>TOTALS</b>	<b>--</b>	<b>--</b>	<b>--</b>	<b>--</b>	<b>--</b>	<b>--</b>	<b>--</b>	<b>--</b>	<b>--</b>	<b>--</b>	<b>--</b>

## #34 JACOB MCNAIRY, RHP - GR.

SEASON-HIGH IP: 5.0, 2x, last vs. UAB (3/21)

CAREER-HIGH IP: 7.0, 2x, last at South Carolina (4/29/22)

SEASON-HIGH K: 6 vs. Middle Tennessee (3/28)

CAREER-HIGH K: 7, 5x, last vs. Arkansas (5/20/22)

- Did not factor into the decision in his start in Huntsville against Middle Tennessee on March 28, tossing 4.0 innings with four runs on six hits and six strikeouts
- Led Alabama in wins with six as part of his 6-2 record in 2022
- Allowed a team-low 18 walks to rank ninth in the league for fewest free passes (min. 55.0 IP)
- Owned a 2.25 walks per 9.0 innings mark that ranked sixth in the SEC

## 2023 SEASON TOTALS

OPPONENT	ERA	W-L-S	G/GS	IP	H	R	ER	BB	SO	HR	NP
(2/19) Richmond	2.25	1-0-0	1/1	4.0	6	1	1	0	3	0	63
(2/26) High Point	3.00	1-0-0	1/1	5.0	5	2	2	0	3	0	55
(3/5) UIC	2.84	0-0-0	1/1	3.2	8	6	1	1	2	1	62
(3/11) Columbia-2	6.19	0-1-0	1/1	3.1	7	7	7	3	3	0	78
(3/21) UAB	5.14	1-0-0	1/1	5.0	4	1	1	0	4	0	66
(3/28) vs. MTSU	5.76	0-0-0	1/1	4.0	6	4	4	0	6	1	63
<b>TOTALS</b>	<b>5.76</b>	<b>3-1-0</b>	<b>6/6</b>	<b>25.0</b>	<b>36</b>	<b>21</b>	<b>16</b>	<b>4</b>	<b>21</b>	<b>2</b>	<b>--</b>

## 2022 SEASON TOTALS

OPPONENT	ERA	W-L-S	G/GS	IP	H	R	ER	BB	SO	HR	NP
(2/18) Xavier	0.00	0-0-0	1/0	1.0	2	0	0	0	2	0	17
(2/22) Jacksonville State	1.50	1-0-0	1/1	5.0	5	1	1	2	3	1	64
(3/2) Troy	0.69	1-0-0	1/1	7.0	1	0	0	0	7	0	78
(3/9) North Alabama	3.00	0-0-0	1/0	2.0	4	4	4	1	1	1	32
(3/13) Binghamton	3.06	1-0-0	1/0	2.2	2	1	1	1	3	0	42
(3/20) Florida	3.26	1-0-0	1/0	1.2	3	1	1	0	1	0	27
(3/26) at Miss. State	3.33	0-0-0	1/1	5.0	6	2	2	0	7	1	84
(4/2) Texas A&M	4.30	0-0-0	1/1	5.0	7	6	5	1	6	1	86
(4/9) at Ole Miss	5.73	0-0-0	1/1	3.2	10	7	7	0	3	4	75
(4/16) at Tennessee	5.68	0-1-0	1/1	5.0	4	3	3	3	2	1	74
(4/23) Georgia	5.52	0-1-0	1/1	6.0	7	3	3	1	5	0	89
(4/29) at South Carolina	4.94	0-0-0	1/1	7.0	5	1	1	2	7	1	112
(5/7) LSU	4.61	1-0-0	1/1	5.2	4	1	1	3	7	1	102
(5/14) at Auburn	4.60	0-0-0	1/1	6.0	9	4	3	0	1	1	89
(5/20) Arkansas	4.79	1-0-0	1/1	5.0	6	4	4	3	7	0	100
(5/25) vs. Arkansas	4.62	0-0-0	1/1	4.1	3	1	1	1	3	1	61
<b>TOTALS</b>	<b>4.62</b>	<b>6-2-0</b>	<b>16/12</b>	<b>72.0</b>	<b>78</b>	<b>39</b>	<b>37</b>	<b>18</b>	<b>65</b>	<b>13</b>	<b>--</b>

## 2021 SEASON TOTALS

OPPONENT	ERA	W-L-S	G/GS	IP	H	R	ER	BB	SO	HR	NP
(2/20) McNeese	9.00	0-0-0	1/0	3.0	3	3	3	1	4	0	57
(2/24) UT Martin	7.36	0-0-0	1/0	0.2	0	0	0	0	0	0	8
(2/27) Wright State-1	3.38	0-0-0	1/0	4.1	4	2	0	1	4	0	65
(3/5) at Charleston	2.70	0-0-0	1/0	2.0	3	0	0	0	0	0	31
(3/9) South Alabama	4.15	0-0-0	1/0	3.0	4	3	3	0	3	1	40
(3/14) Stetson	4.20	0-0-0	1/0	2.0	3	1	1	0	2	0	35
(3/20) at Arkansas	5.51	0-0-0	1/0	1.1	4	3	3	0	1	0	25
(3/26) Ole Miss-2	5.40	0-0-0	1/0	2.0	2	1	1	2	0	0	29
(4/3) Tennessee	5.75	0-0-0	1/0	2.0	1	3	2	2	0	0	46
(4/7) ULM	5.32	0-0-0	1/0	1.2	1	0	0	0	3	0	22
(4/11) at Texas A&M	4.91	1-0-0	1/0	3.2	4	1	1	0	3	1	52
(4/17) Auburn	5.40	0-0-0	1/0	2.2	5	3	3	0	3	0	39
(5/22) Mississippi State	5.04	0-0-0	1/1	2.0	2	0	0	0	2	0	27
(5/26) vs. Tennessee	4.37	0-0-0	1/1	4.2	3	0	0	1	2	0	59
(6/6) vs. Louisiana Tech	5.59	0-1-0	1/1	2.0	6	6	6	2	0	2	49
<b>TOTALS</b>	<b>5.59</b>	<b>1-1-0</b>	<b>15/3</b>	<b>37.0</b>	<b>45</b>	<b>26</b>	<b>23</b>	<b>9</b>	<b>27</b>	<b>4</b>	<b>--</b>

## 2020 SEASON TOTALS

OPPONENT	ERA	W-L-S	G/GS	IP	H	R	ER	BB	SO	HR	NP
(2/16) Northeastern	0.00	0-0-0	1/0	3.0	1	0	0	0	4	0	31
(2/23) at UNLV	0.00	0-0-0	1/0	4.0	2	0	0	0	0	0	57
(3/1) Harvard	1.00	0-0-0	1/0	2.0	3	1	1	0	2	0	29
<b>TOTALS</b>	<b>1.00</b>	<b>0-0-0</b>	<b>3/0</b>	<b>9.0</b>	<b>6</b>	<b>1</b>	<b>1</b>	<b>0</b>	<b>6</b>	<b>0</b>	<b>--</b>

## 2019 SEASON TOTALS

OPPONENT	ERA	W-L-S	G/GS	IP	H	R	ER	BB	SO	HR	NP
(2/16) Presbyterian-1	4.50	0-0-0	1/0	2.0	3	1	1	2	0	0	30
(2/23) Ball State	10.12	0-0-0	1/0	0.2	3	2	2	0	0	0	13
(2/27) North Alabama	5.79	0-0-1	1/0	2.0	1	0	0	0	1	0	19
(3/2) at South Alabama-1	6.35	0-0-0	1/0	1.0	2	1	1	1	1	0	22
(3/6) SDSU	9.95	0-0-0	1/0	0.2	3	3	3	0	0	0	18
(4/9) at Samford	7.56	0-0-0	1/0	2.0	1	0	0	0	1	0	28
(4/14) at Miss. State	9.00	0-0-0	1/0	0.2	2	2	2	2	0	0	21
(5/8) at Troy	7.36	0-0-0	1/0	2.0	2	0	0	0	2	0	25
(5/14) Samford	6.75	0-0-0	1/0	1.0	0	0	0	0	0	0	11
(5/16) at Georgia	6.23	0-0-0	1/0	1.0	2	0	0	0	0	0	17
TOTALS	6.23	0-0-1	10/0	13.0	19	9	9	5	5	0	



## PITCHING GAME-BY-GAME AND CAREER STATS

## #35 LUKE HOLMAN, RHP - SO.

SEASON-HIGH IP: 7.0 at South Alabama (3/14)

CAREER-HIGH IP: 7.0 at South Alabama (3/14/23)

SEASON-HIGH K: 12 at Samford (3/7)

CAREER-HIGH K: 12 at Samford (3/7/23)

- Leads Alabama with four wins to tie for fourth in the SEC in that category
- Owens a team-low 2.25 ERA (6 ER/24.0 IP) while ranking third on the Tide for strikeouts with 32
- Made his first career SEC start against Kentucky on March 25, allowing four runs (three earned) on four hits and three walks with two strikeouts across 3.0 innings of work
- Combined for a shutout of South Alabama on March 14, tossing 7.0 scoreless frames with three hits and nine strikeouts for the win
- Struck out a career-high 12 batters with only one walk across his 5.0 scoreless, hitless innings of work at Samford on March 7 to earn his third win
- Earned his second win with 4.0 innings of one-run baseball that included two hits, a pair of walks and seven strikeouts against Jacksonville State on Feb. 28
- Got the win against Tennessee Tech on Feb. 21 in his first career start, tossing 4.0 innings and allowing two runs on four hits and two walks with one punchout
- Led all true freshmen and tied for fifth on UA in relief appearances with 15 in 2022

## 2023 SEASON TOTALS

OPPONENT	ERA	W-L-S	G/GS	IP	H	R	ER	BB	SO	HR	NP
(2/17) Richmond	0.00	0-0-0	1/0	1.0	1	0	0	0	1	0	18
(2/21) Tenn. Tech	3.60	1-0-0	1/1	4.0	4	2	2	2	1	2	59
(2/28) Jacksonville St.	3.00	1-0-0	1/1	4.0	2	1	1	2	7	1	64
(3/7) at Samford	1.93	1-0-0	1/1	5.0	0	0	0	0	12	0	61
(3/14) at USA	1.29	1-0-0	1/1	7.0	3	0	0	0	9	0	87
(3/25) Kentucky	2.25	0-1-0	1/1	3.0	4	4	3	3	2	0	75
<b>TOTALS</b>	<b>2.25</b>	<b>4-1-0</b>	<b>6/5</b>	<b>24.0</b>	<b>14</b>	<b>7</b>	<b>6</b>	<b>8</b>	<b>32</b>	<b>3</b>	<b>--</b>

## 2022 SEASON TOTALS

OPPONENT	ERA	W-L-S	G/GS	IP	H	R	ER	BB	SO	HR	NP
(2/20) Xavier	9.00	0-0-0	1/0	3.0	6	3	3	0	2	0	58
(2/27) at Texas	16.20	0-1-0	1/0	0.1	2	3	3	1	0	0	22
(3/2) Troy	12.46	0-0-0	1/0	1.0	0	0	0	0	2	0	16
(3/6) Murray State	8.53	0-0-0	1/0	2.0	0	0	0	3	3	0	38
(3/11) Binghamton	9.95	0-0-0	1/0	0.0	2	1	1	1	0	0	21
(3/18) Florida	8.59	0-0-0	1/0	1.0	0	0	0	0	0	0	13
(3/23) at UAB	8.31	0-1-0	1/0	1.1	3	2	1	0	1	0	26
(4/5) Samford	6.75	0-0-0	1/0	2.0	0	0	0	0	1	4	33
(4/12) Belmont	5.84	0-0-0	1/0	1.2	3	0	0	0	0	0	36
(4/19) UAB	5.40	0-0-0	1/0	1.0	0	0	0	0	1	0	11
(4/23) Georgia	5.02	0-0-0	1/0	1.0	0	0	0	0	2	0	17
(4/30) at USC	5.17	0-0-0	1/0	1.1	3	1	1	0	4	0	34
(5/8) LSU	4.58	0-0-0	1/0	2.0	3	0	0	1	3	0	38
(5/19) Arkansas	4.50	0-0-0	1/0	0.1	1	0	0	0	0	0	8
(5/27) vs. Texas A&M	5.68	0-0-0	1/0	1.0	2	3	3	1	2	0	32
<b>TOTALS</b>	<b>5.68</b>	<b>0-2-0</b>	<b>15/0</b>	<b>19.0</b>	<b>25</b>	<b>13</b>	<b>12</b>	<b>8</b>	<b>24</b>	<b>0</b>	<b>--</b>

## CAREER TOTALS

YEAR	ERA	W-L	APP/GS	SV	IP	H	R	ER	BB	SO	B/AVG
2022	5.68	0-2	15/0	0	19.0	25	13	12	8	24	.305
2023	2.25	4-1	6/5	0	24.0	14	7	6	8	32	.165
<b>TOTALS</b>	<b>3.77</b>	<b>4-3</b>	<b>21/5</b>	<b>0</b>	<b>43.0</b>	<b>39</b>	<b>20</b>	<b>18</b>	<b>16</b>	<b>56</b>	<b>.234</b>
<b>TOTALS (as SP)</b>	<b>2.25</b>	<b>4-1</b>	<b>5</b>	<b>--</b>	<b>23.0</b>	<b>13</b>	<b>7</b>	<b>6</b>	<b>8</b>	<b>31</b>	<b>---</b>

## SEC CAREER TOTALS

YEAR	ERA	W-L	APP/GS	SV	IP	H	R	ER	BB	SO	B/AVG
2022	1.59	0-0	5/0	0	5.2	7	1	1	1	9	.292
2023	9.00	0-1	1/1	0	3.0	4	4	3	3	2	.364
<b>TOTALS</b>	<b>4.15</b>	<b>0-1</b>	<b>6/1</b>	<b>0</b>	<b>8.2</b>	<b>11</b>	<b>5</b>	<b>4</b>	<b>4</b>	<b>11</b>	<b>.314</b>
<b>TOTALS (as SP)</b>	<b>9.00</b>	<b>0-1</b>	<b>1</b>	<b>--</b>	<b>3.0</b>	<b>4</b>	<b>4</b>	<b>3</b>	<b>3</b>	<b>2</b>	<b>---</b>

## #36 HAGAN BANKS, RHP - SO.

SEASON-HIGH IP: 3.1 at Florida (3/16)

CAREER-HIGH IP: 3.1 at Florida (3/16/23)

SEASON-HIGH K: 4 vs. UIC (3/3)

CAREER-HIGH K: 4 vs. UIC (3/3/23)

- Contributed 2.2 scoreless innings with three hits and two strikeouts against Kentucky on March 24
- Made his first career SEC start at Florida on March 16, tossing 3.1 scoreless frames with one hit and a pair of strikeouts
- Struck out two across his 2.0 scoreless, hitless frames at Samford on March 7
- Worked 1.0 scoreless frame with a hit and a strikeout against High Point on Feb. 26
- Appeared in eight games with two starts during his first season with the Tide

## 2023 SEASON TOTALS

OPPONENT	ERA	W-L-S	G/GS	IP	H	R	ER	BB	SO	HR	NP
(2/21) Tenn. Tech	0.00	0-0-0	1/0	1.1	2	2	0	1	1	0	25
(2/26) High Point	0.00	0-0-0	1/0	1.0	1	0	0	0	1	0	11
(3/3) UIC	0.00	0-0-0	1/0	2.0	1	0	0	0	4	0	24
(3/7) at Samford	0.00	0-0-0	1/0	2.0	0	0	0	0	2	0	20
(3/16) at Florida	0.00	0-0-0	1/1	3.1	1	0	0	0	2	0	57
(3/24) Kentucky	0.00	0-0-0	1/0	2.2	3	0	0	0	2	0	34
<b>TOTALS</b>	<b>0.00</b>	<b>0-0-0</b>	<b>6/1</b>	<b>12.1</b>	<b>8</b>	<b>2</b>	<b>0</b>	<b>1</b>	<b>12</b>	<b>0</b>	<b>--</b>

## 2022 SEASON TOTALS

OPPONENT	ERA	W-L-S	G/GS	IP	H	R	ER	BB	SO	HR	NP
(2/21) Alabama State	0.00	0-0-0	1/1	2.0	0	0	0	1	2	0	35
(3/1) UT Martin	0.00	0-0-0	1/1	2.0	0	0	0	0	2	0	17
(3/9) North Alabama	1.59	0-0-0	1/0	1.2	1	1	1	1	1	0	31
(3/16) at So. Miss	3.68	0-1-0	1/0	1.2	1	2	2	1	0	0	27
(3/23) at UAB	2.89	0-0-0	1/0	2.0	0	0	0	0	1	0	19
(3/29) So. Alabama	3.48	0-0-0	1/0	1.0	1	1	1	1	1	0	21
(4/17) at Tennessee	3.27	0-0-0	1/0	0.2	0	0	0	0	1	0	8
(4/26) at Samford	3.75	0-0-0	1/0	1.0	1	1	1	1	2	1	27
<b>TOTALS</b>	<b>3.75</b>	<b>0-1-0</b>	<b>8/2</b>	<b>12.0</b>	<b>4</b>	<b>5</b>	<b>5</b>	<b>5</b>	<b>10</b>	<b>1</b>	<b>--</b>

## CAREER TOTALS

YEAR	ERA	W-L	APP/GS	SV	IP	H	R	ER	BB	SO	B/AVG
2022	3.75	0-1	8/2	0	12.0	4	5	5	5	10	.103
2023	0.00	0-0	6/1	0	12.1	8	2	0	1	12	.178
<b>TOTALS</b>	<b>1.85</b>	<b>0-1</b>	<b>14/3</b>	<b>0</b>	<b>24.1</b>	<b>12</b>	<b>7</b>	<b>5</b>	<b>6</b>	<b>22</b>	<b>.143</b>
<b>TOTALS (as SP)</b>	<b>0.00</b>	<b>0-0</b>	<b>3</b>	<b>--</b>	<b>7.1</b>	<b>1</b>	<b>0</b>	<b>0</b>	<b>1</b>	<b>6</b>	<b>---</b>

## SEC CAREER TOTALS

YEAR	ERA	W-L	APP/GS	SV	IP	H	R	ER	BB	SO	B/AVG
2022	0.00	0-0	1/0	0	0.2	0	0	0	0	1	.000
2023	0.00	0-0	2/1	0	6.0	4	0	0	0	4	.190
<b>TOTALS</b>	<b>0.00</b>	<b>0-0</b>	<b>3/1</b>	<b>0</b>	<b>6.2</b>	<b>4</b>	<b>0</b>	<b>0</b>	<b>0</b>	<b>5</b>	<b>.182</b>
<b>TOTALS (as SP)</b>	<b>0.00</b>	<b>0-0</b>	<b>1</b>	<b>--</b>	<b>3.1</b>	<b>1</b>	<b>0</b>	<b>0</b>	<b>1</b>	<b>2</b>	<b>---</b>

## PITCHING GAME-BY-GAME AND CAREER STATS

## #39 GARRETT McMILLAN, RHP/INF - SR.

SEASON-HIGH IP: N/A

CAREER-HIGH IP (at Alabama): 7.0, 2x, last at Ole Miss (4/8/22)

SEASON-HIGH K: N/A

CAREER-HIGH K (at Alabama): 9 vs. Texas A&amp;M (4/1/22)

- Suffered a shoulder injury in spring practice that will keep him out to start the season
- The Crimson Tide's Friday night starter in his first season at the Capstone
- Selected the SEC Co-Pitcher of the Week on April 11 for his performance at Ole Miss
- Finished with a 4-5 record and 4.29 ERA (41 ER/86.0 IP) across 16 starts in 2022
- Struck out 83 compared to 26 walks while limiting opposing hitters to a .241 average
- Paced Alabama and ranked seventh in the SEC for innings pitched with 86.0
- The Tide's leader for strikeouts with 83, a total that tied for 14th in the conference
- Limited opposing hitters to a .241 average, good for 15th in the conference (min. 55.0 IP)
- Struck out 59 in conference play to tie for fourth in the league and lead the Tide pitching staff
- Totaled a team-high 57.1 innings across 10 starts in SEC action to tie for third among league arms
- Recorded two of the Tide's four season-high tying 7.0 inning starts
- Worked 5.0-plus innings in all 14 regular-season starts and averaged 6.0 innings per start
- Gave up 35 earned runs (2.5/start) and made nine starts with three-or-fewer earned runs allowed during the regular season
- Struck out five-or-more batters in 11 starts overall
- Secured the win with 7.0 innings at Ole Miss on April 8, allowing two runs (one earned) on three hits and three walks with seven punchouts to garner SEC Co-Pitcher of the Week recognition

## 2023 SEASON TOTALS

OPPONENT	ERA	W-L-S	G/GS	IP	H	R	ER	BB	SO	HR	NP
(DATE) Opponent	--	--	--	--	--	--	--	--	--	--	--
TOTALS	--	--	--	--	--	--	--	--	--	--	--

## 2022 SEASON TOTALS

OPPONENT	ERA	W-L-S	G/GS	IP	H	R	ER	BB	SO	HR	NP
(2/18) Xavier	6.00	0-0-0	1/1	6.0	4	4	4	2	5	2	78
(2/25) at Texas	3.00	0-0-0	1/1	6.0	3	0	0	2	3	0	87
(3/4) Murray State	2.00	1-0-0	1/1	6.0	3	0	0	0	7	0	91
(3/11) Binghamton	1.80	1-0-0	1/1	7.0	2	1	1	0	7	1	85
(3/18) Florida	3.00	0-1-0	1/1	5.0	8	5	5	2	7	2	96
(3/25) at Miss. St.	2.80	0-0-0	1/1	5.1	6	1	1	2	6	0	105
(4/1) Texas A&M	3.05	0-1-0	1/1	6.0	6	3	3	1	9	1	102
(4/8) at Ole Miss	2.79	1-0-0	1/1	7.0	3	2	1	3	7	0	112
(4/15) at Tennessee	3.02	1-0-0	1/1	5.1	7	3	3	4	5	1	110
(4/22) Georgia	3.32	0-1-0	1/1	6.0	6	4	4	1	5	1	107
(4/28) at USC	3.53	0-0-0	1/1	6.2	5	5	4	2	4	3	119
(5/6) LSU	3.41	0-0-0	1/1	5.0	8	5	1	1	6	2	101
(5/13) at Auburn	3.51	0-1-0	1/1	5.2	5	3	3	2	6	0	100
(5/19) Arkansas	3.83	0-1-0	1/1	5.1	5	5	5	1	4	2	97
(5/24) vs. Georgia	3.84	0-0-0	1/1	2.0	3	1	1	1	2	1	40
(5/28) vs. Florida	4.29	0-0-0	1/1	1.2	5	5	5	2	0	2	60
TOTALS	4.29	4-5-0	16/16	86.0	79	47	41	26	83	18	--

## CAREER TOTALS (at Alabama)

YEAR	ERA	W-L	APP/GS	SV	IP	H	R	ER	BB	SO	B/AVG
2022	4.29	4-5	16/16	0	86.0	79	47	41	26	83	.241
2023	--	--	--	--	--	--	--	--	--	--	--
TOTALS	4.29	4-5	16/16	0	86.0	79	47	41	26	83	.241
TOTALS (as SP)	4.29	4-5	16	--	86.0	79	47	41	26	83	---

## SEC CAREER TOTALS (at Alabama)

YEAR	ERA	W-L	APP/GS	SV	IP	H	R	ER	BB	SO	B/AVG
2022	4.71	2-5	10/10	0	57.1	59	36	30	19	59	.262
2023	--	--	--	--	--	--	--	--	--	--	--
TOTALS	4.71	2-5	10/10	0	57.1	59	36	30	19	59	.262
TOTALS (as SP)	4.71	2-5	10	--	57.1	59	36	30	19	59	---

## #41 CONNOR BALL, LHP - SO.

SEASON-HIGH IP: 2.1, 2x, last vs. Kentucky (3/25)

CAREER-HIGH IP: 2.1, 2x, last vs. Kentucky (3/25/23)

SEASON-HIGH K: 2 vs. Columbia (3/10)

CAREER-HIGH K: 2 vs. Columbia (3/10/23)

- Contributed 2.1 scoreless frames against Kentucky on March 25 with one hit and one strikeout
- Tossed 2.0 innings with one run on two hits to go with two Ks against Columbia on March 10
- Entered for 1.0 inning of relief vs. Alabama State on March 8, allowing a run on one hit with one K
- Earned the win in his first appearance of the season on Feb. 25 against High Point, tossing 2.1 scoreless relief innings with one hit and a walk
- Appeared in two games in his first season at UA
- Combined for a 4.50 ERA (1 ER/2.0 IP) and one strikeout during his time on the mound in 2022

## 2023 SEASON TOTALS

OPPONENT	ERA	W-L-S	G/GS	IP	H	R	ER	BB	SO	HR	NP
(2/25) High Point	0.00	1-0-0	1/0	2.1	1	0	0	1	0	0	31
(3/5) UIC	3.38	0-0-0	1/0	0.1	3	1	1	0	0	0	18
(3/8) Alabama State	4.91	0-0-0	1/0	1.0	1	1	1	0	1	1	17
(3/10) Columbia	4.76	0-0-0	1/0	2.0	2	1	1	0	2	1	34
(3/25) Kentucky	3.38	0-0-0	1/0	2.1	1	0	0	0	1	0	30
TOTALS	3.38	1-0-0	5/0	8.0	8	3	3	1	4	2	--

## 2022 SEASON TOTALS

OPPONENT	ERA	W-L-S	G/GS	IP	H	R	ER	BB	SO	HR	NP
(2/23) Alabama State	0.00	0-0-0	1/0	1.0	1	0	0	0	0	0	11
(3/2) Troy	4.50	0-0-0	1/0	1.0	3	1	1	0	1	0	18
TOTALS	4.50	0-0-0	2/0	2.0	4	1	1	0	1	0	--

## CAREER TOTALS

YEAR	ERA	W-L	APP/GS	SV	IP	H	R	ER	BB	SO	B/AVG
2022	4.50	0-0	2/0	0	2.0	4	1	1	0	1	.444
2023	3.38	1-0	5/0	0	8.0	8	3	3	1	4	.267
TOTALS	3.60	1-0	7/0	0	10.0	12	4	4	1	5	.308

## SEC CAREER TOTALS

YEAR	ERA	W-L	APP/GS	SV	IP	H	R	ER	BB	SO	B/AVG
2022	--	--	--	--	--	--	--	--	--	--	--
2023	0.00	0-0	1/0	0	2.1	1	0	0	0	1	.125
TOTALS	0.00	0-0	1/0	0	2.1	1	0	0	0	1	.125

## #42 ALTON DAVIS II, LHP - FR.

SEASON-HIGH IP: 2.0, 2x, last at South Alabama (3/14)

CAREER-HIGH IP: 2.0, 2x, last at South Alabama (3/14/23)

SEASON-HIGH K: 4 vs. Richmond (2/18)

CAREER-HIGH K: 4 vs. Richmond (2/18/23)

- Allowed one hit across his 1.0 scoreless frame vs. Middle Tennessee in Huntsville on March 28
- Contributed 1.0 scoreless frame against UAB on March 21, giving up three hits and issuing two walks with one punchout
- Combined for the shutout of South Alabama on March 14, tossing the final 2.0 innings with one K
- Picked up his first career save on March 4 with 1.1 scoreless innings against UIC
- Made his Alabama debut against Richmond on Feb. 18, tossing 2.0 scoreless frames with two hits and four strikeouts
- Attended Hueytown High School in Birmingham, Ala.
- The state's top-ranked left-hander and second-rated prospect by Perfect Game
- Also tabbed as the No. 24 lefty nationally in his recruiting cycle by PG
- Rated as the No. 2 left-handed pitcher and No. 6 prospect in the state by Prep Baseball Report

## 2023 SEASON TOTALS

OPPONENT	ERA	W-L-S	G/GS	IP	H	R	ER	BB	SO	HR	NP
(2/18) Richmond	0.00	0-0-0	1/0	2.0	2	0	0	0	4	0	31
(2/24) High Point	0.00	0-0-0	1/0	1.2	2	0	0	0	1	0	26
(3/4) UIC	0.00	0-0-1	1/0	1.1	0	0	0	1	0	0	21
(3/8) Alabama State	1.50	0-0-0	1/0	1.0	1	1	1	0	2	1	26
(3/11) Columbia-2	9.00	0-0-0	1/0	0.0	3	5	5	2	0	0	18
(3/14) at USA	6.75	0-0-0	1/0	2.0	0	0	0	0	1	0	7
(3/21) UAB	6.00	0-0-0	1/0	1.0	3	0	0	2	1	0	34
(3/28) vs. MTSU	5.40	0-0-0	1/0	1.0	1	0	0	0	0	0	6
TOTALS	5.40	0-0-1	8/0	10.0	12	6	6	5	9	1	--

## CAREER TOTALS

YEAR	ERA	W-L	APP/GS	SV	IP	H	R	ER	BB	SO	B/AVG
2023	5.40	0-0	8/0	1	10.0	12	6	6	5	9	.293
TOTALS	5.40	0-0	8/0	1	10.0	12	6	6	5	9	.293

## SEC CAREER TOTALS

YEAR	ERA	W-L	APP/GS	SV	IP	H	R	ER	BB	SO	B/AVG
2023	--	--	--	--	--	--	--	--	--	--	--
TOTALS	--	--	--	--	--	--	--	--	--	--	--

# PITCHING GAME-BY-GAME AND CAREER STATS

## #88 HUNTER HOOPES, RHP - GR.

SEASON-HIGH IP: N/A

CAREER-HIGH IP (at Alabama): 3.0 vs. South Alabama (3/29/22)

SEASON-HIGH K: N/A

CAREER-HIGH K (at Alabama): 3, 3x, last vs. Texas A&amp;M (4/1/22)

- Will not be available to start the 2023 season
- Reliable reliever who entered in numerous big spots during his first season at Alabama
- Recorded two saves while going 0-2 with a 2.25 ERA (5 ER/20.0 IP) in 2022
- Tied for fifth in the Tide bullpen with 15 relief appearances despite missing the final six weeks

### 2023 SEASON TOTALS

OPPONENT	ERA	W-L-S	G/GS	IP	H	R	ER	BB	SO	HR	NP
(DATE) Opponent	--	--	--	--	--	--	--	--	--	--	--
TOTALS	--	--	--	--	--	--	--	--	--	--	--

### 2022 SEASON TOTALS

OPPONENT	ERA	W-L-S	G/GS	IP	H	R	ER	BB	SO	HR	NP
(2/20) Xavier	0.00	0-0-0	1/0	1.0	1	0	0	0	2	0	15
(2/22) Jacksonville St.	0.00	0-0-1	1/0	2.0	2	0	0	0	2	0	18
(2/27) at Texas	4.50	0-0-0	1/0	1.0	2	2	2	1	0	0	28
(3/5) Murray State	3.60	0-0-0	1/0	1.0	0	0	0	0	1	0	9
(3/6) Murray State	3.18	0-0-1	1/0	0.2	1	0	0	0	1	0	11
(3/11) Binghamton	2.70	0-0-0	1/0	1.0	0	0	0	0	2	0	13
(3/16) at So. Miss	2.35	0-0-0	1/0	1.0	1	0	0	0	3	0	20
(3/23) at UAB	2.16	0-0-0	1/0	0.2	1	0	0	0	1	0	14
(3/26) at Miss. St.	3.00	0-1-0	1/0	0.2	2	1	1	1	0	0	24
(3/29) So. Alabama	2.25	0-0-0	1/0	3.0	1	0	0	1	3	0	38
(4/1) Texas A&M	1.93	0-0-0	1/0	2.0	0	0	0	1	3	0	32
(4/10) at Ole Miss	1.72	0-0-0	1/0	1.2	0	0	0	1	1	0	26
(4/12) Belmont	1.59	0-0-0	1/0	1.1	1	0	0	1	1	0	23
(4/15) at Tennessee	1.47	0-0-0	1/0	1.1	1	0	0	1	2	0	25
(4/17) at Tennessee	2.25	0-0-0	1/0	1.2	1	2	2	2	1	1	27
TOTALS	2.25	0-1-2	15/0	20.0	14	5	5	9	23	1	--

### CAREER TOTALS (at Alabama)

YEAR	ERA	W-L	APP/GS	SV	IP	H	R	ER	BB	SO	B/AVG
2022	2.25	0-1	15/0	2	20.0	14	5	5	9	23	.203
2023	--	--	--	--	--	--	--	--	--	--	--
TOTALS	2.25	0-1	15/0	2	20.0	14	5	5	9	23	.203

### SEC CAREER TOTALS (at Alabama)

YEAR	ERA	W-L	APP/GS	SV	IP	H	R	ER	BB	SO	B/AVG
2022	3.68	0-1	5/0	0	7.1	4	3	3	6	7	.167
2023	--	--	--	--	--	--	--	--	--	--	--
TOTALS	3.68	0-1	5/0	0	7.1	4	3	3	6	7	.167

## 2023 PLAYER BIOS

## #1 WILL HODO, INF/OF - SO.

LAST 5 GAMES: 5 G/5 GS - .227 (5-22), 3 RBI, BB

LAST 10 GAMES: 10 G/10 GS - .268 (11-41), HR, 8 RBI, 4 R, 3 BB

CURRENT STREAK: 5 G hitting - .227 (5-22), 3 RBI, BB (dates back to March 21)

- Finished 1-for-5 with an RBI in Huntsville against Middle Tennessee on March 28
- Totaled three hits to go with an RBI and one walk across three starts in the Kentucky series
- Went 1-for-4 with an RBI against UAB on March 21
- Recorded three hits with an RBI, three runs and a pair of walks across the series at Florida
- Powered the Tide offense with a 2-for-4 night at South Alabama on March 14, homering and adding three RBI and a run scored
- Started two games of the Columbia series, batting .500 (4-8) with a home run, one run scored and a team-high tying five RBI
- Reached base safely in 17 straight games from Feb. 18-March 17
- Put together a seven-game hitting streak from Feb. 21-March 5, batting .474 (9-19) with a double, one home run, three RBI, seven runs, four walks and a pair of hit-by-pitch during that time

## CAREER TOTALS

YEAR	GP-GS	AVG	AB	R	H	2B	3B	HR	RBI	BB	SO	SB-A
2022	23-7	.303	33	7	10	3	0	1	1	4	12	0-0
2023	24-17	.333	75	15	25	1	0	4	18	9	15	0-0
<b>TOTALS</b>	<b>47-24</b>	<b>.324</b>	<b>108</b>	<b>22</b>	<b>35</b>	<b>4</b>	<b>0</b>	<b>5</b>	<b>19</b>	<b>13</b>	<b>27</b>	<b>0-0</b>

## CAREER SEC TOTALS

YEAR	GP-GS	AVG	AB	R	H	2B	3B	HR	RBI	BB	SO	SB-A
2022	10-1	.300	10	4	3	0	0	0	0	1	5	0-0
2023	6-6	.240	25	3	6	0	0	0	2	3	8	0-0
<b>TOTALS</b>	<b>16-7</b>	<b>.257</b>	<b>35</b>	<b>7</b>	<b>9</b>	<b>0</b>	<b>0</b>	<b>0</b>	<b>2</b>	<b>4</b>	<b>13</b>	<b>0-0</b>

## 2023 SEASON HIGHS

Hits	3	3x, last at Florida - GM 1 (3/17)	3	3x, last at Florida - GM 1 (3/17/23)
Doubles	1	vs. UIC (3/5)	1	4x, last vs. UIC (3/5/23)
Triples	N/A		N/A	
Home Runs	1	4x, last at South Alabama (3/14)	1	5x, last at South Alabama (3/14/23)
RBI	4	vs. Columbia (3/10)	4	vs. Columbia (3/10/23)
Runs	3	at Florida - GM 1 (3/17)	3	at Florida - GM 1 (3/17/23)
Walks	2	vs. Jacksonville State (2/28)	2	vs. Jacksonville State (2/28/23)
Stolen Bases	N/A		N/A	

## CAREER HIGHS

Hits	3	3x, last at Florida - GM 1 (3/17)	3	3x, last at Florida - GM 1 (3/17/23)
Doubles	1	vs. UIC (3/5)	1	4x, last vs. UIC (3/5/23)
Triples	N/A		N/A	
Home Runs	1	4x, last at South Alabama (3/14)	1	5x, last at South Alabama (3/14/23)
RBI	4	vs. Columbia (3/10)	4	vs. Columbia (3/10/23)
Runs	3	at Florida - GM 1 (3/17)	3	at Florida - GM 1 (3/17/23)
Walks	2	vs. Jacksonville State (2/28)	2	vs. Jacksonville State (2/28/23)
Stolen Bases	N/A		N/A	

## #2 MASON SWINNEY, INF - FR.

LAST 5 GAMES: 1 G/0 GS - 1.000 (1-1), R

LAST 10 GAMES: 2 G/0 GS - .500 (1-2), R

CURRENT STREAK: N/A

- Went 1-for-1 with a run scored on March 21 against UAB
- Saw time in the series finale against Columbia
- Came off the bench at shortstop in all three games against Richmond, finishing 1-for-2 at the plate for his first collegiate action
- Attended Phil Campbell High School in Phil Campbell, Ala.
- Alabama's top-ranked shortstop and the No. 13 overall recruit according to Prep Baseball Report
- The No. 2 shortstop and third-rated prospect at any position in the state by Perfect Game
- Named to the ASWA Class 3A All-State First Team in 2022 while also being selected as the organization's Class 3A Hitter of the Year

## CAREER TOTALS

YEAR	GP-GS	AVG	AB	R	H	2B	3B	HR	RBI	BB	SO	SB-A
2023	10-0	.429	7	2	3	1	0	0	0	3	2	0-0
<b>TOTALS</b>	<b>10-0</b>	<b>.429</b>	<b>7</b>	<b>2</b>	<b>3</b>	<b>1</b>	<b>0</b>	<b>0</b>	<b>0</b>	<b>3</b>	<b>2</b>	<b>0-0</b>

## CAREER SEC TOTALS

YEAR	GP-GS	AVG	AB	R	H	2B	3B	HR	RBI	BB	SO	SB-A
2023	--	--	--	--	--	--	--	--	--	--	--	--
<b>TOTALS</b>	<b>--</b>	<b>--</b>	<b>--</b>	<b>--</b>	<b>--</b>	<b>--</b>	<b>--</b>	<b>--</b>	<b>--</b>	<b>--</b>	<b>--</b>	<b>--</b>

## 2023 SEASON HIGHS

Hits	1	3x, last vs. UAB (3/21)	1	3x, last vs. UAB (3/21/23)
Doubles	1	vs. UIC (3/4)	1	vs. UIC (3/4/23)
Triples	N/A		N/A	
Home Runs	N/A		N/A	
RBI	N/A		N/A	
Runs	1	2x, last vs. UAB (3/21)	1	2x, last vs. UAB (3/21/23)
Walks	1	3x, last vs. Alabama State (3/8)	1	3x, last vs. Alabama State (3/8/23)
Stolen Bases	N/A		N/A	

## CAREER HIGHS

Hits	1	3x, last vs. UAB (3/21)	1	3x, last vs. UAB (3/21/23)
Doubles	1	vs. UIC (3/4)	1	vs. UIC (3/4/23)
Triples	N/A		N/A	
Home Runs	N/A		N/A	
RBI	N/A		N/A	
Runs	1	2x, last vs. UAB (3/21)	1	2x, last vs. UAB (3/21/23)
Walks	1	3x, last vs. Alabama State (3/8)	1	3x, last vs. Alabama State (3/8/23)
Stolen Bases	N/A		N/A	

## #3 DOMINIC TAMEZ, C - JR.

LAST 5 GAMES: 2 G/2 GS - .125 (1-8), 2 R, BB

LAST 10 GAMES: 4 G/4 GS - .118 (2-17), RBI, 2 R, 2 BB

CURRENT STREAK: N/A

- Started at catcher in Saturday's matchup with Kentucky, going 1-for-4 with a walk and two runs
- Got the start at catcher in the midweek with UAB on March 21
- Made the start at catcher in the second game of the Florida series
- Went 1-for-4 with an RBI at South Alabama on March 14
- Started one game of the Columbia series, drawing one walk
- Alabama's everyday catcher who also saw time at designated hitter in 2022
- Batted .289 (61-211) with seven doubles and five home runs to go with 34 RBI and 24 runs scored
- Finished third on UA for RBI while tying for third in hits with 61

## CAREER TOTALS (at Alabama)

YEAR	GP-GS	AVG	AB	R	H	2B	3B	HR	RBI	BB	SO	SB-A
2022	55-55	.289	211	25	61	7	0	5	34	18	36	1-1
2023	15-15	.269	52	11	14	3	0	2	10	6	9	0-1
<b>TOTALS</b>	<b>70-70</b>	<b>.285</b>	<b>263</b>	<b>36</b>	<b>75</b>	<b>10</b>	<b>0</b>	<b>7</b>	<b>44</b>	<b>24</b>	<b>45</b>	<b>1-2</b>

## CAREER SEC TOTALS (at Alabama)

YEAR	GP-GS	AVG	AB	R	H	2B	3B	HR	RBI	BB	SO	SB-A
2022	29-29	.288	111	12	32	5	0	2	20	6	22	0-0
2023	2-2	.111	9	2	1	0	0	0	0	1	2	0-0
<b>TOTALS</b>	<b>31-31</b>	<b>.275</b>	<b>120</b>	<b>14</b>	<b>33</b>	<b>5</b>	<b>0</b>	<b>2</b>	<b>20</b>	<b>7</b>	<b>24</b>	<b>0-0</b>

## 2023 SEASON HIGHS

Hits	2	5x, last at Samford (3/7)	3	4x, last vs. Georgia (4/22/22)
Doubles	1	3x, last vs. High Point (2/24)	1	10x, last vs. High Point (2/24/23)
Triples	N/A		N/A	
Home Runs	1	2x, last at Samford (3/7)	2	vs. Xavier (2/18/22)
RBI	3	vs. High Point (2/25)	3	2x, last vs. High Point (2/25/23)
Runs	2	2x, last vs. Kentucky (3/25)	3	vs. Arkansas (5/21/22)
Walks	2	vs. Jacksonville State (2/28)	2	4x, last vs. Jacksonville State (2/28/23)
Stolen Bases	N/A		1	vs. Texas A&M (5/27/22)

## CAREER HIGHS (at Alabama)

Hits	2	5x, last at Samford (3/7)	3	4x, last vs. Georgia (4/22/22)
Doubles	1	3x, last vs. High Point (2/24)	1	10x, last vs. High Point (2/24/23)
Triples	N/A		N/A	
Home Runs	1	2x, last at Samford (3/7)	2	vs. Xavier (2/18/22)
RBI	3	vs. High Point (2/25)	3	2x, last vs. High Point (2/25/23)
Runs	2	2x, last vs. Kentucky (3/25)	3	vs. Arkansas (5/21/22)
Walks	2	vs. Jacksonville State (2/28)	2	4x, last vs. Jacksonville State (2/28/23)
Stolen Bases	N/A		1	vs. Texas A&M (5/27/22)

## #5 ED JOHNSON, INF - GR.

LAST 5 GAMES: 5 G/5 GS - .176 (3-17), 3 RBI, 2 R, 4 BB, HBP, 1-2 SB

LAST 10 GAMES: 10 G/10 GS - .257 (9-35), 3 RBI, 3 R, 6 BB, HBP, 2-4 SB

CURRENT STREAK: N/A

- Went 2-for-4 with an RBI and two runs in Huntsville against Middle Tennessee on March 28
- Led the team with four RBI while adding a hit, two RBI, one hit-by-pitch and a stolen base across his three starts against Kentucky
- Made the start at second against UAB on March 21
- Recorded three hits, one run, two walks and a stolen base across the series at Florida
- Finished 2-for-4 at South Alabama on March 14
- Saw time in all three games with two starts in the Columbia series, batting .500 (3-6) with a triple, one grand slam, two runs, a pair of walks, one hit-by-pitch and a team-high tying five RBI
- Saw time in all three games with one start against Richmond for his first action with the Tide, recording a double, a pair of RBI, two runs scored and a hit-by-pitch
- Reached base safely in 18 straight games from Feb. 18-March 17
- Put together a six-game hitting streak from March 8-16, batting .444 (8-18) with a triple, home run, seven RBI, two runs, two walks and a hit-by-pitch over that stretch
- Recorded an eight-game hitting streak from Feb. 18-March 5, batting .387 (12-31) with two doubles, a pair of homers, 11 RBI, nine runs, two walks and a pair of hit-by-pitch over the streak
- Spent two seasons at Tennessee Tech before joining the Crimson Tide
- Ranked second on the Golden Eagles in batting average at .367 across 57 starts in 2022
- Recorded a team-high 95 hits, including 14 doubles, a triple and 14 home runs
- Also paced TTU in runs with 64 while adding 44 RBI, drawing 19 walks and stealing six bases
- Batted .331 and led Tech in runs scored with 44 in 2021
- Began his collegiate career at Auburn from 2019-20
- Attended Hewitt-Trussville High School

## CAREER TOTALS (at Alabama)

YEAR	GP-GS	AVG	AB	R	H	2B	3B	HR	RBI	BB	SO	SB-A
2023	24-20	.325	77	15	25	2	1	3	21	11	9	2-4
<b>TOTALS</b>	<b>24-20</b>	<b>.325</b>	<b>77</b>	<b>15</b>	<b>25</b>	<b>2</b>	<b>1</b>	<b>3</b>	<b>21</b>	<b>11</b>	<b>9</b>	<b>2-4</b>

## CAREER SEC TOTALS (at Alabama)

YEAR	GP-GS	AVG	AB	R	H	2B	3B	HR	RBI	BB	SO	SB-A
2023	6-6	.200	20	1	4	0	0	0	2	6	1	2-2
<b>TOTALS</b>	<b>6-6</b>	<b>.200</b>	<b>20</b>	<b>1</b>	<b>4</b>	<b>0</b>	<b>0</b>	<b>0</b>	<b>2</b>	<b>6</b>	<b>1</b>	<b>2-2</b>

## 2023 SEASON HIGHS

Hits	3	vs. Jacksonville State (2/28)	3	vs. Jacksonville State (2/28/23)
Doubles	1	2x, last vs. Jacksonville State (2/28)	1	2x, last vs. Jacksonville State (2/28/23)
Triples	1	vs. Columbia (3/10)	1	vs. Columbia (3/10/23)
Home Runs	2	vs. High Point (2/24)	2	vs. High Point (2/24/23)
RBI	5	vs. High Point (2/24)	5	vs. High Point (2/24/23)
Runs	2	3x, last vs. MTSU (3/28)	2	3x, last vs. MTSU (3/28/23)
Walks	2	2x, last vs. Kentucky (3/24)	2	2x, last vs. Kentucky (3/24/23)
Stolen Bases	1	2x, last vs. Kentucky (3/26)	1	2x, last vs. Kentucky (3/26/23)

## CAREER HIGHS (at Alabama)

Hits	3	vs. Jacksonville State (2/28)	3	vs. Jacksonville State (2/28/23)
Doubles	1	2x, last vs. Jacksonville State (2/28)	1	2x, last vs. Jacksonville State (2/28/23)
Triples	1	vs. Columbia (3/10)	1	vs. Columbia (3/10/23)
Home Runs	2	vs. High Point (2/24)	2	vs. High Point (2/24/23)
RBI	5	vs. High Point (2/24)	5	vs. High Point (2/24/23)
Runs	2	3x, last vs. MTSU (3/28)	2	3x, last vs. MTSU (3/28/23)
Walks	2	2x, last vs. Kentucky (3/24)	2	2x, last vs. Kentucky (3/24/23)
Stolen Bases	1	2x, last vs. Kentucky (3/26)	1	2x, last vs. Kentucky (3/26/23)



## 2023 PLAYER BIOS

## #7 CADEN ROSE, OF/INF - JR.

LAST 5 GAMES: 2 G/2 GS - .250 (2-8), 2B, RBI, 2 R

LAST 10 GAMES: 7 G/7 GS - .208 (5-24), 2 2B, HR, 3 RBI, 5 R, 2 BB, HBP, 1-2 SB

CURRENT STREAK: N/A

- Gotten on base in 22 of his 23 games played in 2023
- Missed the final two games of the Kentucky series due to injury
- Posted a 1-for-5 night that included one run scored in the series opener with Kentucky
- Went 1-for-3 with a double, one RBI and a run scored against UAB on March 21
- Homered and added two RBI, a pair of runs and two walks across the Florida series
- Went 1-for-4 with one run scored and a stolen base at South Alabama on March 14
- Started all three games of the Columbia series, totaling four hits, including a double and a home run, to go with three runs, three walks and a hit-by-pitch
- Reached base safely in 36 games from April 25, 2022 to March 14 of this season
- Recorded a six-game hitting streak from March 7-14, batting .350 (7-20) with three doubles, a home run, five RBI, eight runs, five walks, two hit-by-pitch and a pair of stolen bases
- Split time in center and at second base, playing in 48 games with 42 starts in 2022
- Led Alabama in average at .326 (46-141) with 11 doubles, one triple and a home run
- Owned a .435 on-base percentage to lead the Tide in that category
- Selected to the SEC All-Tournament Team for his play in Hoover, batting .438 (7-16) with two doubles, a triple, two RBI, six runs scored, three walks and a stolen base

## CAREER TOTALS

YEAR	GP-GS	AVG	AB	R	H	2B	3B	HR	RBI	BB	SO	SB-A
2021	54-42	.190	137	23	26	7	1	4	19	13	46	2-4
2022	48-42	.326	141	25	46	11	1	1	16	25	42	2-3
2023	23-21	.286	63	23	18	4	0	3	16	15	13	7-8
<b>TOTALS</b>	<b>125-105</b>	<b>.264</b>	<b>341</b>	<b>71</b>	<b>90</b>	<b>22</b>	<b>2</b>	<b>8</b>	<b>51</b>	<b>53</b>	<b>101</b>	<b>11-15</b>

## CAREER SEC TOTALS

YEAR	GP-GS	AVG	AB	R	H	2B	3B	HR	RBI	BB	SO	SB-A
2021	27-23	.174	69	9	12	3	1	1	4	6	32	0-1
2022	24-20	.303	66	12	20	7	0	1	8	16	20	0-1
2023	4-4	.143	14	3	2	0	0	1	2	2	6	0-0
<b>TOTALS</b>	<b>55-47</b>	<b>.228</b>	<b>149</b>	<b>24</b>	<b>34</b>	<b>10</b>	<b>1</b>	<b>3</b>	<b>14</b>	<b>24</b>	<b>58</b>	<b>0-2</b>

## 2023 SEASON HIGHS

Hits	3	3x, last vs. Columbia - GM 1 (3/11)	3	5x, last vs. Florida (5/28/22)
Doubles	1	4x, last vs. UAB (3/21)	1	22x, last vs. UAB (3/21/23)
Triples	N/A		1	2x, last vs. Texas A&M (5/21/22)
Home Runs	1	3x, last at Florida - GM 2 (3/17)	1	8x, last at Florida - GM 2 (3/17/23)
RBI	5	vs. Richmond (2/18)	5	vs. Richmond (2/18/23)
Runs	3	2x, last vs. Alabama State (3/8)	3	4x, last vs. Alabama State (3/8/23)
Walks	3	vs. Jacksonville State (2/28)	3	3x, last vs. Jacksonville State (2/28/23)
Stolen Bases	1	7x, last at South Alabama (3/14)	2	vs. Stetson (3/14/21)

## CAREER HIGHS

## #9 MAC GUSCETTE, C - JR.

LAST 5 GAMES: 3 G/3 GS - .000 (0-10), 2 RBI, R, BB

LAST 10 GAMES: 7 G/6 GS - .050 (1-20), 2 RBI, R, 2 BB

CURRENT STREAK: N/A

- Contributed two RBI and a run scored against Middle Tennessee on March 28 in Huntsville
- Started the bookend games of the Kentucky series and finished with one walk
- Played in all three games with two starts at Florida, recording one hit
- Got the start in two games against Columbia, recording a hit and a walk on the weekend
- Started at catcher in the bookend games of the series with Richmond for his first action with the Tide, batting .800 (4-5) with a double, one homer, five RBI, three runs scored and a hit-by-pitch
- Came to Tuscaloosa after two seasons at Florida
- Played in 57 career games with 46 starts during his time in Gainesville
- Attended Venice High School in Venice, Fla.

## CAREER TOTALS (at Alabama)

YEAR	GP-GS	AVG	AB	R	H	2B	3B	HR	RBI	BB	SO	SB-A
2023	18-17	.288	52	13	15	3	0	5	18	7	10	0-0
<b>TOTALS</b>	<b>18-17</b>	<b>.288</b>	<b>52</b>	<b>13</b>	<b>15</b>	<b>3</b>	<b>0</b>	<b>5</b>	<b>18</b>	<b>7</b>	<b>10</b>	<b>0-0</b>

## CAREER SEC TOTALS (at Alabama)

YEAR	GP-GS	AVG	AB	R	H	2B	3B	HR	RBI	BB	SO	SB-A
2023	5-4	.067	15	0	1	0	0	0	0	1	5	0-0
<b>TOTALS</b>	<b>5-4</b>	<b>.067</b>	<b>15</b>	<b>0</b>	<b>1</b>	<b>0</b>	<b>0</b>	<b>0</b>	<b>0</b>	<b>1</b>	<b>5</b>	<b>0-0</b>

## 2023 SEASON HIGHS

Hits	3	2x, last vs. Alabama State (3/8)	3	2x, last vs. Alabama State (3/8/23)
Doubles	1	3x, last vs. Alabama State (3/8)	1	3x, last vs. Alabama State (3/8/23)
Triples	N/A		N/A	
Home Runs	1	5x, last vs. Alabama State (3/8)	1	5x, last vs. Alabama State (3/8/23)
RBI	6	vs. Alabama State (3/8)	6	vs. Alabama State (3/8/23)
Runs	2	4x, last at Samford (3/7)	2	4x, last at Samford (3/7/23)
Walks	2	vs. UT Martin (2/22)	2	vs. UT Martin (2/22/23)
Stolen Bases	N/A		N/A	

## CAREER HIGHS (at Alabama)

## 2023 SEASON HIGHS

Hits	2	2x, last vs. Kentucky (3/25)	3	6x, last at Ole Miss (4/8/22)
Doubles	1	2x, last vs. Kentucky (3/26)	2	2x, last vs. Xavier (2/20/22)
Triples	1	2x, last vs. MTSU (3/28)	1	3x, last vs. MTSU (3/28/23)
Home Runs	N/A		1	8x, last vs. Arkansas (5/21/22)
RBI	1	8x, last vs. MTSU (3/28)	4	2x, last vs. Arkansas (5/21/22)
Runs	3	vs. Richmond (2/19)	3	2x, last vs. Richmond (2/19/23)
Walks	1	4x, last vs. MTSU (3/28)	2	6x, last vs. UAB (4/19/22)
Stolen Bases	N/A		1	2x, last vs. Georgia (5/24/22)

## CAREER HIGHS

## #10 JIM JARVIS, INF - SR.

LAST 5 GAMES: 5 G/5 GS - .368 (7-19), 4 RBI, 5 R, 2 BB, 2 HBP

LAST 10 GAMES: 10 G/10 GS - .278 (10-36), 2B, 4 RBI, 7 R, 5 BB, 3 HBP

CURRENT STREAK: 7 G hitting - .385 (10-26), 2B, 4 RBI, 7 R, 5 BB, 2 HBP (dates back to March 17)

- Reached base safely in 23 of his 26 games overall this season
- Finished 2-for-4 with one run and a hit-by-pitch vs. Middle Tennessee in Huntsville on March 28
- Contributed a team-high tying three runs scored to go with four hits, two RBI and a walk in the Kentucky series
- Went 1-for-3 with two RBI, one run, a walk and a hit-by-pitch against UAB on March 21
- Batted .300 (3-10) with a double, two runs, a hit-by-pitch and a team-high three walks at Florida
- Went 0-for-4 at South Alabama on March 14
- Recorded two hits, a walk and a hit-by-pitch in the series with Columbia
- Homered in back-to-back games from March 7-8 for the first time in his career
- Got aboard in 13 consecutive games from Feb. 21-March 11
- Reached base safely in 18 straight games from April 28 of last season to Feb. 19 of this year
- Alabama's starting shortstop who finished tied for seventh in the SEC for double plays turned (33) and ranked eighth in in assists (141) in 2022
- Started all 58 games and batted .267 (59-221) with four doubles, three triples and four home runs
- Led UA in walks while ranking second in runs and tying for second in stolen bases

## CAREER TOTALS

YEAR	GP-GS	AVG	AB	R	H	2B	3B	HR	RBI	BB	SO	SB-A
2020	17-15	.267	45	8	12	2	0	0	8	8	7	4-5
2021	57-56	.237	173	29	41	6	3	0	17	26	16	5-5
2022	58-58	.267	221	43	59	4	3	4	20	30	35	7-10
2023	26-26	.303	89	24	27	2	1	2	13	15	10	0-2
<b>TOTALS</b>	<b>158-155</b>	<b>.263</b>	<b>528</b>	<b>104</b>	<b>139</b>	<b>14</b>	<b>7</b>	<b>6</b>	<b>58</b>	<b>79</b>	<b>68</b>	<b>16-22</b>

## CAREER SEC TOTALS

YEAR	GP-GS	AVG	AB	R	H	2B	3B	HR	RBI	BB	SO	SB-A
2021	29-29	.211	90	15	19	5	2	0	10	11	9	2-2
2022	29-29	.252	115	21	29	2	1	2	13	19	18	3-4
2023	6-6	.318	22	5	7	1	0	0	2	4	4	0-0
<b>TOTALS</b>	<b>64-64</b>	<b>.242</b>	<b>227</b>	<b>41</b>	<b>55</b>	<b>8</b>	<b>3</b>	<b>2</b>	<b>25</b>	<b>34</b>	<b>31</b>	<b>5-6</b>

## 2023 SEASON HIGHS

Hits	3	vs. Jacksonville State (2/28)	3	7x, last vs. Jacksonville State (2/28/23)
Doubles	1	2x, last at Florida - GM 1 (3/17)	1	14x, last at Florida - GM 1 (3/17/23)
Triples	1	vs. Richmond (2/18)	1	7x, last vs. Richmond (2/18/23)
Home Runs	1	2x, last vs. Alabama State (3/8)	1	6x, last vs. Alabama State (3/8/23)
RBI	3	vs. Alabama State (3/8)	3	vs. Alabama State (3/8/23)
Runs	3	vs. Alabama State (3/8)	3	4x, last vs. Alabama State (3/8/23)
Walks	2	2x, last at Florida - GM 2 (3/17)	3	vs. Jacksonville State (3/10/21)
Stolen Bases	N/A		2	vs. Murray State (3/5/22)

## CAREER HIGHS

## #11 WILLIAM HAMITER, OF - SR.

LAST 5 GAMES: 4 G/2 GS - .444 (4-9), 2B, 3B, 2 RBI, 3 R, 2 BB

LAST 10 GAMES: 5 G/3 GS - .455 (5-11), 2B, 3B, 3 RBI, 4 R, 2 BB, HBP

CURRENT STREAK: N/A

- Started in left and went 1-for-3 with a triple, one RBI, two runs scored and a walk against Middle Tennessee in Huntsville on March 28
- Played in two games with one start across the Kentucky series, going 3-for-5 with a double, one RBI, a run scored, one walk and a hit-by-pitch
- Came in to pinch-hit and remained in the game in right field against UAB on March 21
- Saw time in two games with one start against Columbia, recording one hit, an RBI, one run scored and a hit-by-pitch against the Lions
- Battled injuries throughout the season to limit him to 35 games of action with 33 starts in 2022
- Suffered a foot injury at Texas that kept him out for over a month
- Finished with a .266 (33-124) average that included six doubles and four home runs

## CAREER TOTALS

YEAR	GP-GS	AVG	AB	R	H	2B	3B	HR	RBI	BB	SO	SB-A
2020	3-0	.333	3	0	1	0	0	0	0	0	0	0-0
2021	53-53	.271	203	35	55	11	1	4	34	22	45	1-2
2022	35-33	.266	124	10	33	6	0	4	27	10	28	1-1
2023	16-8	.345	29	9	10	2	2	0	8	4	4	0-0
<b>TOTALS</b>	<b>107-94</b>	<b>.276</b>	<b>359</b>	<b>54</b>	<b>99</b>	<b>19</b>	<b>3</b>	<b>8</b>	<b>69</b>	<b>36</b>	<b>78</b>	<b>2-3</b>

## CAREER SEC TOTALS

YEAR	GP-GS	AVG	AB	R	H	2B	3B	HR	RBI	BB	SO	SB-A
2021	25-25	.235	98	16	23	2	1	3	8	8	26	1-1
2022	22-20	.250	80	4	20	3	0	3	18	4	21	0-0
2023	2-1	.600	5	1	3	1	0	0	1	1	1	0-0
<b>TOTALS</b>	<b>49-46</b>	<b>.251</b>	<b>183</b>	<b>21</b>	<b>46</b>	<b>6</b>	<b>1</b>	<b>6</b>	<b>27</b>	<b>13</b>	<b>48</b>	<b>1-1</b>

## 2023 SEASON HIGHS

Hits	2	2x, last vs. Kentucky (3/25)	3	6x, last at Ole Miss (4/8/22)
Doubles	1	2x, last vs. Kentucky (3/26)	2	2x, last vs. Xavier (2/20/22)
Triples	1	2x, last vs. MTSU (3/28)	1	3x, last vs. MTSU (3/28/23)
Home Runs	N/A		1	8x, last vs. Arkansas (5/21/22)
RBI	1	8x, last vs. MTSU (3/28)	4	2x, last vs. Arkansas (5/21/22)
Runs	3	vs. Richmond (2/19)	3	2x, last vs. Richmond (2/19/23)
Walks	1	4x, last vs. MTSU (3/28)	2	6x, last vs. UAB (4/19/22)
Stolen Bases	N/A		1	2x, last vs. Georgia (5/24/22)

## CAREER HIGHS

## 2023 PLAYER BIOS

## #13 BRYCE EBLIN, INF - JR.

LAST 5 GAMES: N/A  
 LAST 10 GAMES: N/A  
 CURRENT STREAK: N/A

- Exited game one against Columbia on March 10 due to injury and has not returned since
- Entered late in the game at Samford on March 7
- Played in 47 games with 44 starts primarily at second base in 2022
- Suffered a shoulder injury on Feb. 22 that limited his playing time for nearly a month during his sophomore campaign

## CAREER TOTALS

YEAR	GP-GS	AVG	AB	R	H	2B	3B	HR	RBI	BB	SO	SB-A
2021	16-10	.342	38	9	13	5	0	0	8	7	8	0-0
2022	47-44	.242	157	25	38	8	0	2	22	13	30	2-3
2023	12-9	.281	32	7	9	1	0	0	9	2	5	1-2
<b>TOTALS</b>	<b>75-63</b>	<b>.264</b>	<b>227</b>	<b>41</b>	<b>60</b>	<b>14</b>	<b>0</b>	<b>2</b>	<b>39</b>	<b>22</b>	<b>43</b>	<b>3-5</b>

## CAREER SEC TOTALS

YEAR	GP-GS	AVG	AB	R	H	2B	3B	HR	RBI	BB	SO	SB-A
2021	7-4	.412	17	3	7	2	0	0	3	2	3	0-0
2022	29-28	.200	100	16	20	4	0	1	11	8	28	1-2
2023	--	--	--	--	--	--	--	--	--	--	--	--
<b>TOTALS</b>	<b>36-32</b>	<b>.231</b>	<b>117</b>	<b>19</b>	<b>27</b>	<b>6</b>	<b>0</b>	<b>1</b>	<b>14</b>	<b>10</b>	<b>31</b>	<b>1-2</b>

## 2023 SEASON HIGHS

		CAREER HIGHS
Hits	3 vs. Jacksonville State (2/28)	4 vs. Texas A&M (4/3/22)
Doubles	1 vs. Jacksonville State (2/28)	1 14x, last vs. Jacksonville State (2/28/23)
Triples	N/A	N/A
Home Runs	N/A	1 2x, last vs. Arkansas (5/21/22)
RBI	4 vs. Jacksonville State (2/28)	5 vs. Arkansas (5/21/22)
Runs	3 vs. Jacksonville State (2/28)	4 vs. Samford (4/13/21)
Walks	2 vs. Richmond (2/17)	4 vs. Samford (4/13/21)
Stolen Bases	1 vs. UIC (3/3)	3x, last vs. UIC (3/3/23)

## #16 COLBY SHELTON, INF - FR.

LAST 5 GAMES: 5 G/5 GS - .353 (6-17), 2 2B, RBI, 5 R, 5 BB, HBP  
 LAST 10 GAMES: 10 G/10 GS - .314 (11-35), 3 2B, HR, 2 RBI, 8 R, 6 BB, 2 HBP  
 CURRENT STREAK: N/A

- Named SEC Freshman of the Week on March 6 for his play against Jacksonville State and UIC
- Also selected as SEC Extra's Player of the Week and one of Collegiate Baseball Newspaper's National Players of the Week on March 6
- Leads the Crimson Tide while ranking fifth in the SEC and 13th nationally in home runs with 11
- Owns a .776 slugging percentage that is tops on UA and 11th in the conference
- Also paces the Tide in runs scored (26) and total bases (66)
- Recorded three two-homer games this season (March 3-4 vs. UIC, March 7 at Samford)
- Drew two walks to go with one hit and an RBI against MTSU in Huntsville on March 28
- Batted .333 (3-10) with a double, three runs, two walks and a hit-by-pitch in the Kentucky series
- Went 2-for-4 with a walk and two runs scored against UAB on March 21
- Doubled and homered to go with an RBI, one run, a walk and a hit-by-pitch in the Florida series
- Finished 1-for-4 with a run scored at South Alabama on March 14
- Totaled four hits in the Columbia series, including two doubles and a home run, while adding two RBI, a walk and a team-high four runs scored
- Led the Tide hitters with a monster series against UIC, batting .462 (6-13) with five home runs - including two grand slams - to go with a team-high 11 RBI and five runs scored
- Started all three games of the Richmond series at third base for his first collegiate action, totaling one hit, a pair of RBI, three runs scored, two walks and two hit-by-pitch
- Hit a home run in four straight games from March 3-7, including grand slams in back-to-back contests from March 4-5
- Reached base safely in the first 12 games of his collegiate career
- Put together a 10-game hitting streak from Feb. 19-March 7, batting .441 (15-34) with a double, nine home runs, 19 RBI, 13 runs scored, five walks and a hit-by-pitch over that stretch
- Attended Bloomingdale High School in Valrico, Fla.
- The No. 2 shortstop and No. 13 player overall from Florida according to Prep Baseball Report

## CAREER TOTALS

YEAR	GP-GS	AVG	AB	R	H	2B	3B	HR	RBI	BB	SO	SB-A
2023	25-25	.329	85	26	28	5	0	11	24	13	25	0-0
<b>TOTALS</b>	<b>25-25</b>	<b>.329</b>	<b>85</b>	<b>26</b>	<b>28</b>	<b>5</b>	<b>0</b>	<b>11</b>	<b>24</b>	<b>13</b>	<b>25</b>	<b>0-0</b>

## CAREER SEC TOTALS

YEAR	GP-GS	AVG	AB	R	H	2B	3B	HR	RBI	BB	SO	SB-A
2023	6-6	.263	19	4	5	2	0	1	1	3	7	0-0
<b>TOTALS</b>	<b>6-6</b>	<b>.263</b>	<b>19</b>	<b>4</b>	<b>5</b>	<b>2</b>	<b>0</b>	<b>1</b>	<b>1</b>	<b>3</b>	<b>7</b>	<b>0-0</b>

## 2023 SEASON HIGHS

		CAREER HIGHS
Hits	3 vs. Kentucky (3/25)	3 vs. Kentucky (3/25/23)
Doubles	1 5x, last vs. Kentucky (3/25)	1 5x, last vs. Kentucky (3/25/23)
Triples	N/A	N/A
Home Runs	2 3x, last at Samford (3/7)	2 3x, last at Samford (3/7/23)
RBI	5 vs. UIC (3/4)	5 vs. UIC (3/4/23)
Runs	2 7x, last vs. Kentucky (3/25)	2 7x, last vs. Kentucky (3/25/23)
Walks	2 vs. MTSU (3/28)	2 vs. MTSU (3/28/23)
Stolen Bases	N/A	N/A

## #18 DREW WILLIAMSON, INF - GR.

LAST 5 GAMES: 5 G/5 GS - .150 (3-20), HR, 4 RBI, 2 R, BB  
 LAST 10 GAMES: 10 G/10 GS - .256 (10-39), 2B, 2 HR, 10 RBI, 6 R, 3 BB, 1-1 SB  
 CURRENT STREAK: N/A

- Leads the Crimson Tide in walks (19) and on-base percentage (.477) while tying for the team lead in batting average (.360)
- Recorded an RBI on a sacrifice fly against Middle Tennessee on March 28 in Huntsville
- Posted one hit, a run and one walk across the Kentucky series
- Finished 2-for-4 with a home run, three RBI and a run scored against UAB on March 21
- Led UA's hitters at Florida, batting .385 (5-13) with a double, one home run, six RBI and two runs
- Drew a walk, stole a base and added a run scored at South Alabama on March 14
- Totaled four hits, including a double, to go with an RBI, two runs scored and three walks across the weekend with Columbia
- Hit a home run in three straight games from Feb. 19-22
- Got aboard in 19 straight games from May 28, 2022 to March 14 of this season
- Put together an eight-game hitting streak from May 28, 2022-Feb. 25 of this season, batting .593 (16-27) with a double, five home runs, 14 RBI, 11 runs and eight walks during that stretch
- Led the Tide in hits in 2022 with 65 while ranking second in doubles (13), home runs (9), RBI (47), walks (28), total bases (107) and slugging percentage (.495)

## CAREER TOTALS

YEAR	GP-GS	AVG	AB	R	H	2B	3B	HR	RBI	BB	SO	SB-A
2019	54-53	.290	176	27	51	8	1	2	21	40	50	4-5
2020	16-16	.340	50	14	17	2	1	1	6	18	11	5-5
2021	48-47	.255	165	33	42	12	0	4	21	26	41	3-3
2022	58-58	.301	216	41	65	13	1	9	47	28	55	1-5
2023	26-26	.360	86	22	31	3	0	8	28	19	18	1-3
TOTALS	202-200	.297	693	137	206	38	3	24	123	131	175	14-21

## CAREER SEC TOTALS

YEAR	GP-GS	AVG	AB	R	H	2B	3B	HR	RBI	BB	SO	SB-A
2019	30-30	.238	105	9	25	5	0	1	10	18	35	1-1
2021	22-22	.307	75	12	23	7	0	3	12	12	21	2-2
2022	29-29	.312	109	22	34	4	1	5	24	16	30	0-1
2023	6-6	.240	25	3	6	1	0	1	6	1	6	0-0
<b>TOTALS</b>	<b>87-87</b>	<b>.280</b>	<b>314</b>	<b>46</b>	<b>88</b>	<b>17</b>	<b>1</b>	<b>10</b>	<b>52</b>	<b>47</b>	<b>92</b>	<b>3-4</b>

## 2023 SEASON HIGHS

		CAREER HIGHS
Hits	4 at Florida - GM 1 (3/17)	4 3x, last at Florida - GM 1 (3/17/23)
Doubles	1 3x, last at Florida - GM 1 (3/17)	2 2x, last at Texas (2/25/22)
Triples	N/A	1 3x, last at Tennessee (4/15/22)
Home Runs	1 8x, last vs. UAB (3/21)	1 24x, last vs. UAB (3/21/23)
RBI	5 at Florida - GM 1 (3/17)	5 2x, last at Florida - GM 1 (3/17/23)
Runs	2 5x, last vs. Alabama State (3/8)	3 3x, last vs. Arkansas (5/21/22)
Walks	3 vs. Alabama State (3/8)	4 at UAB (3/10/20)
Stolen Bases	1 at South Alabama (3/14)	2 2x, last vs. Lipscomb (3/7/20)

## #20 TOMMY SEIDL, OF - R-SR.

LAST 5 GAMES: 5 G/4 GS - .429 (6-14), 2 2B, 2 RBI, 4 R, HBP  
 LAST 10 GAMES: 9 G/8 GS - .357 (10-28), 3 2B, HR, 3 RBI, 5 R, BB, HBP  
 CURRENT STREAK: N/A

- Tied for the team lead in hits with a 3-for-4 night that included a double, two RBI and a run scored against Middle Tennessee on March 28 in Huntsville
- Played in all three games with two starts during the Kentucky series
- Finished a perfect 3-for-3 with a double and HBP to go with three runs against UAB on March 21
- Totaled two hits, including a home run, to go with an RBI and one run scored in the Florida series
- Went 2-for-3 with a double and a walk at South Alabama on March 14
- Recorded two hits, one run and a walk in two starts across the Columbia series
- Made an immediate impact in his first season at UA in 2022, playing in 55 games with 51 starts
- Recorded a .302 (58-192) average that included 10 doubles and three home runs
- His 12 stolen bases tied for 13th in the SEC

## CAREER TOTALS (at Alabama)

YEAR	GP-GS	AVG	AB	R	H	2B	3B	HR	RBI	BB	SO	SB-A
2022	55-51	.302	192	35	58	10	0	3	25	19	41	12-13
2023	23-18	.356	59	17	21	3	0	3	16	10	14	2-3
<b>TOTALS</b>	<b>78-69</b>	<b>.315</b>	<b>251</b>	<b>52</b>	<b>79</b>	<b>13</b>	<b>0</b>	<b>6</b>	<b>41</b>	<b>29</b>	<b>55</b>	<b>14-16</b>

## CAREER SEC TOTALS (at Alabama)

YEAR	GP-GS	AVG	AB	R	H	2B	3B	HR	RBI	BB	SO	SB-A
2022	28-24	.205	88	15	18	3	0	1	7	11	28	4-5
2023	6-5	.111	18	1	2	0	0	1	1	0	6	0-0
<b>TOTALS</b>	<b>34-29</b>	<b>.189</b>	<b>106</b>	<b>16</b>	<b>20</b>	<b>3</b>	<b>0</b>	<b>2</b>	<b>8</b>	<b>11</b>	<b>34</b>	<b>4-5</b>

## 2023 SEASON HIGHS

		CAREER HIGHS (at Alabama)
Hits	4 vs. Alabama State (3/8)	4 2x, last vs. Alabama State (3/8/23)
Doubles	1 3x, last vs. MTSU (3/28)	2 vs. Binghamton (3/11/22)
Triples	N/A	N/A
Home Runs	1 3x, last at Florida - GM 2 (3/17)	1 6x, last at Florida - GM 2 (3/17/23)
RBI	6 vs. UIC (3/3)	6 vs. UIC (3/3/23)
Runs	4 vs. Alabama State (3/8)	4 vs. Alabama State (3/8/23)
Walks	4 vs. High Point (2/25)	4 vs. High Point (2/25/23)
Stolen Bases	1 2x, last vs. Alabama State (3/8)	2 2x, last vs. Binghamton (3/12/22)

## 2023 PLAYER BIOS

## #21 ANDREW PINCKNEY, OF - R-JR.

LAST 5 GAMES: 5 G/5 GS - .471 (8-17), HR, 5 RBI, 4 R, 4 BB

LAST 10 GAMES: 10 G/10 GS - .313 (10-32), HR, 7 RBI, 5 R, 6 BB, 2-2 SB

CURRENT STREAK: N/A

- Selected to the 2023 Bobby Bragan Collegiate Slugger Award Watch List
- Named SEC Extra's Player of the Week on Feb. 20 for his efforts on Opening Weekend
- Leads Alabama in hits (32) while tying for team lead in batting average (.360)
- Paced the Tide in hits (5) and RBI (4) to go with two walks in the Kentucky series
- Tied for the team lead in hits with three as part of a 3-for-4 night that included a home run, one RBI and a team-best three runs scored against Middle Tennessee on March 28 in Huntsville
- Drew two walks and contributed one run scored on March 21 against UAB
- Recorded an 11-game hitting streak from Feb. 17-March 4, batting .500 (19-38) with four doubles, a triple, two home runs, seven RBI, 13 runs scored, five walks and a hit-by-pitch over that stretch
- Played in all 58 games with 56 starts split between right and center field in 2022
- Performed at an elite level in the outfield, sporting a 1.000 fielding percentage across 117 chances and adding a team-high five outfield assists
- Paced UA in doubles (14), runs (48), hit-by-pitch (10) and slugging (.500) while tying for the team lead and tying for eighth in the SEC for triples (3)
- Totaled 18 multi-hit games to rank second for the Tide, including a team-best 12 in league play
- Led Alabama in average (.336), hits (37), doubles (10), runs (27) and slugging (.582) in SEC pairings

## CAREER TOTALS

YEAR	GP-GS	AVG	AB	R	H	2B	3B	HR	RBI	BB	SO	SB-A
2020	--	--	--	--	--	--	--	--	--	--	--	--
2021	45-24	.245	102	16	25	6	0	1	11	3	37	2-3
2022	58-56	.303	208	48	63	14	3	7	32	17	51	7-9
2023	26-26	.360	89	23	32	5	2	3	15	16	25	4-4
<b>TOTALS</b>	<b>129-106</b>	<b>.301</b>	<b>399</b>	<b>87</b>	<b>120</b>	<b>25</b>	<b>5</b>	<b>11</b>	<b>58</b>	<b>36</b>	<b>113</b>	<b>13-16</b>

## CAREER SEC TOTALS

YEAR	GP-GS	AVG	AB	R	H	2B	3B	HR	RBI	BB	SO	SB-A
2021	23-12	.200	45	7	9	2	0	1	3	1	19	0-1
2022	29-29	.336	110	27	37	10	1	5	16	10	27	1-2
2023	6-6	.273	22	1	6	0	0	0	5	3	12	1-1
<b>TOTALS</b>	<b>58-47</b>	<b>.294</b>	<b>177</b>	<b>35</b>	<b>52</b>	<b>12</b>	<b>1</b>	<b>6</b>	<b>24</b>	<b>14</b>	<b>58</b>	<b>2-4</b>

## 2023 SEASON HIGHS

Hits	4	vs. Richmond (2/17)	4									
Doubles	1	5x, last vs. Alabama State (3/8)	1									
Triples	1	2x, last at Samford (3/7)	1									
Home Runs	1	3x, last vs. MTSU (3/28)	1									
RBI	2	2x, last vs. Kentucky (3/26)	3									
Runs	4	vs. Alabama State (3/8)	4									
Walks	2	4x, last vs. UAB (3/21)	2									
Stolen Bases	1	4x, last at Florida - GM 2 (3/17)	2									

## CAREER HIGHS

Hits	4	vs. Richmond (2/17)	4									
Doubles	1	5x, last vs. Alabama State (3/8)	1									
Triples	1	2x, last at Samford (3/7)	1									
Home Runs	1	3x, last vs. MTSU (3/28)	1									
RBI	2	2x, last vs. Kentucky (3/26)	3									
Runs	4	vs. Alabama State (3/8)	4									
Walks	2	4x, last vs. UAB (3/21)	2									
Stolen Bases	1	4x, last at Florida - GM 2 (3/17)	2									

## #22 CAMDEN HAYSLIP, OF - SO.

LAST 5 GAMES: 1 G/0 GS - .000 (0-1)

LAST 10 GAMES: 2 G/0 GS - .000 (0-2)

CURRENT STREAK: N/A

- Came off the bench as a pinch-hitter and remained in left against UAB on March 21
- Saw time in one game against Columbia
- Recorded his first career grand slam against Jacksonville State on Feb. 28 as part of a 2-for-3 night that included four RBI and a run scored
- Saw time in eight games with two starts while battling injuries during the 2022 campaign

## CAREER TOTALS

YEAR	GP-GS	AVG	AB	R	H	2B	3B	HR	RBI	BB	SO	SB-A
2022	8-2	.200	15	2	3	0	0	1	3	0	7	0-0
2023	12-1	.250	16	3	4	0	0	1	6	1	4	0-0
<b>TOTALS</b>	<b>20-3</b>	<b>.226</b>	<b>31</b>	<b>5</b>	<b>7</b>	<b>0</b>	<b>0</b>	<b>2</b>	<b>9</b>	<b>1</b>	<b>11</b>	<b>0-0</b>

## CAREER SEC TOTALS

YEAR	GP-GS	AVG	AB	R	H	2B	3B	HR	RBI	BB	SO	SB-A
2022	1-0	.000	2	0	0	0	0	0	0	0	2	0-0
2023	--	--	--	--	--	--	--	--	--	--	--	--
<b>TOTALS</b>	<b>1-0</b>	<b>.000</b>	<b>2</b>	<b>0</b>	<b>0</b>	<b>0</b>	<b>0</b>	<b>0</b>	<b>0</b>	<b>0</b>	<b>2</b>	<b>0-0</b>

## 2023 SEASON HIGHS

Hits	2	vs. Jacksonville State (2/28)	2									
Doubles	N/A		N/A									
Triples	N/A		N/A									
Home Runs	1	vs. Jacksonville State (2/28)	1									
RBI	4	vs. Jacksonville State (2/28)	4									
Runs	1	3x, last vs. Alabama State (3/8)	1									
Walks	1	vs. Alabama State (3/8)	1									
Stolen Bases	N/A		N/A									

## CAREER HIGHS

Hits	2	vs. Jacksonville State (2/28)	2									
Doubles	N/A		N/A									
Triples	N/A		N/A									
Home Runs	1	vs. Jacksonville State (2/28)	1									
RBI	4	vs. Jacksonville State (2/28)	4									
Runs	1	3x, last vs. Alabama State (3/8)	1									
Walks	1	vs. Alabama State (3/8)	1									
Stolen Bases	N/A		N/A									

## #25 MAX WILLIAMS, OF - FR.

LAST 5 GAMES: 4 G/2 GS - .200 (2-10), 3 RBI, R, BB

LAST 10 GAMES: 5 G/2 GS - .182 (2-11), 3 RBI, R, 2 BB, 1-1 SB

CURRENT STREAK: N/A

- Entered as a pinch-hitter and remained in the game in left vs. MTSU in Huntsville on March 28
- Got the start in right in the final two games of the Kentucky series, totaling one hit, an RBI and one run scored
- Went 1-for-1 with a walk and a pair of RBI against UAB on March 21
- Saw time in the series finale with Columbia, drawing a walk and stealing one base
- Earned time in all three games of the Richmond series for his first collegiate action, totaling one hit, an RBI and one walk
- Attended Clay High School in Green Cove Springs, Fla.
- The fifth-rated outfielder and No. 15 prospect overall from Florida according to Perfect Game
- Also ranked as the No. 21 outfielder nationally and the country's No. 83 prospect overall by PG
- Prep Baseball Report's No. 6 outfield recruit and No. 39 player from Florida
- Began his high school career at Ridgeview High School in Orange Park, Fla.

## CAREER TOTALS

YEAR	GP-GS	AVG	AB	R	H	2B	3B	HR	RBI	BB	SO	SB-A
2023	14-3	.318	22	4	7	2	0	0	6	4	5	1-1
<b>TOTALS</b>	<b>14-3</b>	<b>.318</b>	<b>22</b>	<b>4</b>	<b>7</b>	<b>2</b>	<b>0</b>	<b>0</b>	<b>6</b>	<b>4</b>	<b>5</b>	<b>1-1</b>

## CAREER SEC TOTALS

YEAR	GP-GS	AVG	AB	R	H	2B	3B	HR	RBI	BB	SO	SB-A
2023	2-2	.125	8	1	1	0	0	0	1	0	1	0-0
<b>TOTALS</b>	<b>2-2</b>	<b>.125</b>	<b>8</b>	<b>1</b>	<b>1</b>	<b>0</b>	<b>0</b>	<b>0</b>	<b>1</b>	<b>0</b>	<b>1</b>	<b>0-0</b>

## 2023 SEASON HIGHS

Hits	2	at Samford (3/7)	2									
Doubles	1	2x, last at Samford (3/7)	1									
Triples	N/A		N/A									
Home Runs	N/A		N/A									
RBI	2	2x, last vs. UAB (3/21)	2									
Runs	1	4x, last vs. Kentucky (3/25)	1									
Walks	1	4x, last vs. UAB (3/21)	1									
Stolen Bases	1	vs. Columbia - GM 2 (3/11)	1									

## CAREER HIGHS

Hits	2	at Samford (3/7)	2									
Doubles	1	2x, last at Samford (3/7)	1									
Triples	N/A		N/A									
Home Runs	N/A		N/A									
RBI	2	2x, last vs. UAB (3/21)	2									
Runs	1	4x, last vs. Kentucky (3/25)	1									
Walks	1	4x, last vs. UAB (3/21)	1									
Stolen Bases	1	vs. Columbia - GM 2 (3/11)	1									

## #28 RYAN GUARDINO, OF - GR.

LAST 5 GAMES: 1 G/0 GS - .000 (0-0), R, BB

LAST 10 GAMES: 2 G/0 GS - .000 (0-1), R, BB

CURRENT STREAK: N/A

- Entered late against UAB on March 21, drawing a walk and scoring one run
- Saw time in the series finale with Columbia
- Made his first start at UA in left against Jacksonville State on Feb. 28
- Saw time in all three games against Richmond for his first action with the Crimson Tide, finishing with one walk
- Came to Tuscaloosa after spending the 2022 season at Tennessee Tech
- Played in 47 games with 46 starts for the Golden Eagles
- Batted .339 with 12 doubles and 16 home runs while adding 45 RBI and 37 runs in 2022
- Spent the 2021 season at Wofford, seeing time in eight games with two starts
- Began his collegiate career at Santa Barbara Community College from 2018-20
- Saw time in 18 games during the 2020 campaign after missing 2019 due to injury
- Played in 33 games as a true freshman at SBCC
- Attended San Marcos High School in Santa Barbara, Calif., where he lettered all four years at shortstop for the Knights

## CAREER TOTALS (at Alabama)

YEAR	GP-GS	AVG	AB	R	H	2B	3B	HR	RBI	BB	SO	SB-A
2023	8-1	.000	4	2	0	0	0	0	0	4	4	0-0
<b>TOTALS</b>	<b>8-1</b>	<b>.000</b>	<b>4</b>	<b>2</b>	<b>0</b>	<b>0</b>	<b>0</b>	<b>0</b>	<b>0</b>	<b>4</b>	<b>4</b>	<b>0-0</b>

## CAREER SEC TOTALS (at Alabama)

YEAR	GP-GS	AVG	AB	R	H	2B	3B	HR	RBI	BB	SO	SB-A
2023	--	--	--	--	--	--	--	--	--	--	--	--
<b>TOTALS</b>	<b>--</b>	<b>--</b>	<b>--</b>	<b>--</b>	<b>--</b>	<b>--</b>	<b>--</b>	<b>--</b>	<b>--</b>	<b>--</b>	<b>--</b>	<b>--</b>

## 2023 SEASON HIGHS

Hits	N/A		N/A									
Doubles	N/A		N/A									
Triples	N/A		N/A									
Home Runs	N/A		N/A									
RBI	N/A		N/A									
Runs	1	2x, last vs. UAB (3/21)	1									
Walks	1	4x, last vs. UAB (3/21)	1									
Stolen Bases	N/A		N/A									

## CAREER HIGHS (at Alabama)

Hits	N/A		N/A									
Doubles	N/A		N/A									
Triples	N/A		N/A									
Home Runs	N/A		N/A									
RBI	N/A		N/A									
Runs	1	2x, last vs. UAB (3/21)	1									
Walks	1	4x, last vs. UAB (3/21)	1									
Stolen Bases	N/A		N/A									

## 2023 PLAYER BIOS

## #31 WILL PORTERA, C/INF - R-SO.

LAST 5 GAMES: 3 G/O GS - .000 (0-1), R, BB

LAST 10 GAMES: 6 G/O GS - .000 (0-3), R, BB

CURRENT STREAK: N/A

- Saw time in two games of the Kentucky series
- Entered to play second against UAB on March 21, drawing a walk and scoring one run
- Played in two games as a defensive replacement during the Florida series
- Came in as a defensive replacement at South Alabama on March 14
- Started game two of the series with Columbia, contributing one run scored
- Utility man who split time between catcher and on the infield for the Crimson Tide in 2022
- Played in 18 games with five starts during his first season of action
- Batted .241 (7-29) with a double, two RBI, three runs, one walk and a stolen bases

## CAREER TOTALS

YEAR	GP-GS	AVG	AB	R	H	2B	3B	HR	RBI	BB	SO	SB-A
2021	--	--	--	--	--	--	--	--	--	--	--	--
2022	18-5	.241	29	3	7	1	0	0	2	1	4	1-1
2023	19-1	.211	19	6	4	2	0	0	0	2	7	1-1
<b>TOTALS</b>	<b>37-6</b>	<b>.229</b>	<b>48</b>	<b>9</b>	<b>11</b>	<b>3</b>	<b>0</b>	<b>0</b>	<b>2</b>	<b>3</b>	<b>11</b>	<b>2-2</b>

## CAREER SEC TOTALS

YEAR	GP-GS	AVG	AB	R	H	2B	3B	HR	RBI	BB	SO	SB-A
2021	--	--	--	--	--	--	--	--	--	--	--	--
2022	6-0	.200	5	0	1	0	0	0	0	0	1	0-0
2023	4-0	.000	2	0	0	0	0	0	0	0	2	0-0
<b>TOTALS</b>	<b>10-0</b>	<b>.143</b>	<b>7</b>	<b>0</b>	<b>1</b>	<b>0</b>	<b>0</b>	<b>0</b>	<b>0</b>	<b>0</b>	<b>3</b>	<b>0-0</b>

## 2023 SEASON HIGHS

		CAREER HIGHS
Hits	2	vs. Richmond (2/18)
Doubles	1	2x, last at Samford (3/7)
Triples	N/A	N/A
Home Runs	N/A	N/A
RBI	N/A	1
Runs	1	6x, last vs. UAB (3/21)
Walks	1	2x, last vs. UAB (3/21)
Stolen Bases	1	vs. UT Martin (2/22)

## #37 JAXSON WEST, C - FR.

LAST 5 GAMES: 2 G/O GS - .500 (1-2), RBI

LAST 10 GAMES: 3 G/O GS - .333 (1-3), RBI

CURRENT STREAK: N/A

- Entered off the bench at catcher in game two of the Kentucky series
- Went 1-for-1 with an RBI against UAB on March 21
- Earned playing time in the series finale with Columbia
- Saw time in all three games against Richmond for his first collegiate action, drawing one walk and scoring a run
- Attended Lawton Chiles High School in Leon County, Fla.
- Ranked as the No. 3 catcher and No. 35 recruit in the state of Florida by Prep Baseball Report
- The fourth-rated catcher and No. 34 overall prospect in the state according to Perfect Game
- Also tabbed as the No. 11 catcher nationally by both outlets

## CAREER TOTALS

YEAR	GP-GS	AVG	AB	R	H	2B	3B	HR	RBI	BB	SO	SB-A
2023	12-0	.273	11	3	3	1	0	0	3	3	1	0-0
<b>TOTALS</b>	<b>12-0</b>	<b>.273</b>	<b>11</b>	<b>3</b>	<b>3</b>	<b>1</b>	<b>0</b>	<b>0</b>	<b>3</b>	<b>3</b>	<b>1</b>	<b>0-0</b>

## CAREER SEC TOTALS

YEAR	GP-GS	AVG	AB	R	H	2B	3B	HR	RBI	BB	SO	SB-A
2023	1-0	.000	1	0	0	0	0	0	0	0	0	0-0
<b>TOTALS</b>	<b>1-0</b>	<b>.000</b>	<b>1</b>	<b>0</b>	<b>0</b>	<b>0</b>	<b>0</b>	<b>0</b>	<b>0</b>	<b>0</b>	<b>0</b>	<b>0-0</b>

## 2023 SEASON HIGHS

		CAREER HIGHS
Hits	1	3x, last vs. UAB (3/21)
Doubles	1	vs. Jacksonville State (2/28)
Triples	N/A	N/A
Home Runs	N/A	N/A
RBI	1	3x, last vs. UAB (3/21)
Runs	1	3x, last vs. UIC (3/4)
Walks	1	2x, last at Samford (3/7)
Stolen Bases	N/A	N/A



## 2023 SINGLE-GAME HIGHS

## ALABAMA

Runs, Game	21 vs. Alabama State (3/8)
Runs, Inning	7, twice, last 2nd inning vs. Jacksonville State (2/28)
Hits, Game	16 vs. Jacksonville State (2/28)
Hits, Inning	6, 2nd inning vs. Jacksonville State (2/28)
Consecutive Hits, Inning	5, twice, last 4th inning vs. Middle Tennessee (3/28)
Doubles	4 vs. Jacksonville State (2/28)
Triples	1, 6x, last vs. Middle Tennessee (3/28)
Home Runs	5 at Samford (3/7)
Extra-Base Hits	9 at Samford (3/7)
Stolen Bases	3, twice, last at South Alabama (3/14)
Left on Base	12, twice, last vs. Kentucky (3/25)
Errors (Committed By)	3 vs. Tennessee Tech (2/21)
Strikeouts	14 at Florida - GM 2 (3/17)
Walks	10, twice, last vs. Alabama State (3/8)
Double Plays (Hit Into)	2, 4x, last vs. Kentucky (3/24)
Triple Plays (Hit Into)	N/A

## OPPONENTS

Runs, Game	15, Columbia - GM 2 (3/11)
Runs, Inning	11, 4th inning, Columbia - GM 2 (3/11)
Hits, Game	17, Columbia - GM 2 (3/11)
Hits, Inning	8, 4th inning, Columbia - GM 2 (3/11)
Consecutive Hits, Inning	7, 4th inning, Columbia - GM 2 (3/11)
Doubles	5, Columbia - GM 2 (3/11)
Triples	1, Columbia (3/10)
Home Runs	4, Florida - GM 1 (3/17)
Extra-Base Hits	6, Florida - GM 1 (3/17)
Stolen Bases	5, 2x, last vs. Kentucky (3/25)
Left on Base	12, twice, last Columbia - GM 2 (3/11)
Errors (Committed By)	3, twice, last Florida - GM 2 (3/17)
Strikeouts	16, twice, last Columbia (3/10)
Walks	8, Columbia - GM 2 (3/11)
Double Plays (Hit Into)	3, Middle Tennessee (3/28)
Triple Plays (Hit Into)	N/A

## INDIVIDUAL BATTING

Longest Hitting Streak	11 games, Pinckney (2/17-3/4)
Runs	4, Pinckney and Seidl vs. Alabama State (3/8)
Hits	4, 3x, last Williamson at Florida - GM 1 (3/17)
Doubles	1, 40x, last Seidl vs. Middle Tennessee (3/28)
Triples	1, 6x, last Hamiter vs. Middle Tennessee (3/28)
Home Runs	2, 4x, last Shelton at Samford (3/7)
Inside-the-Park Home Run	N/A
Consecutive Games with a Home Run	4 games, Shelton (3/3-7)
Runs Batted In	6, twice, last Guscette vs. Alabama State (3/8)
Stolen Bases	1, 19x, last Johnson vs. Kentucky (3/26)
Strikeouts	3, 6x, Seidl vs. Kentucky (3/24)
Walks	4, Seidl vs. High Point (2/25)

## INDIVIDUAL PITCHING

Innings Pitched, Starter	7.0, Holman at South Alabama (3/14)
Innings Pitched, Reliever	4.2, Furtado at Florida (3/16)
Strikeouts	12, Holman at Samford (3/7)
Walks	4, 3x, last Hitt at Florida - GM 2 (3/17)
Fewest Hits Allowed, Starter (5.0+ IP)	0, Holman at Samford (3/7)
Consecutive Scoreless IP, Starter	14.2, Holman (2/28-3/25)
Consecutive Scoreless IP, Reliever	7.2, Banks (2/26-Present)
Consecutive Scoreless Relief Appearances	6, Probst (2/19-3/11)
Consecutive Saves Converted	3, Myers (2/21-Present)
Longest Winning Streak, Starter	4, Holman (2/21-3/14)

## TEAM MISCELLANEOUS

Most Games Over .500	14 games (3/8, 3/11, 3/14, 3/21 and 3/28)
Most Games Under .500	N/A
Longest Winning Streak	14 games (2/17-3/8)
Longest Losing Streak	2 games (3/16-17 and 3/24-25)
Largest Margin of Victory	14, twice, last vs. Alabama State (3/8)
Largest Margin of Defeat	12 vs. Columbia - GM 2 (3/11)
Fewest Hits, Game	1 at Florida (3/16)
Fewest Hits Allowed, Game	1, UIC (3/4)

## STARTS BY POSITION

<b>Pitcher (6)</b>	- Hitt (6), Hess (6), McNairy (6), Holman (5), Reynolds (2), Banks (1)
<b>Catcher (2)</b>	- Guscette (15), Tamez (11)
<b>First Base (1)</b>	- Williamson (26)
<b>Second Base (3)</b>	- Eblin (9), Johnson (16), Rose (1)
<b>Third Base (3)</b>	- Shelton (24), Johnson (1), Portera (1)
<b>Shortstop (1)</b>	- Jarvis (26)
<b>Left Field (4)</b>	- Seidl (17), Hamiter (6), Hodo (2), Guardino (1)
<b>Center Field (2)</b>	- Rose (20), Pinckney (6)
<b>Right Field (5)</b>	- Pinckney (20), Hamiter (2), Hayslip (1), Williams (2), Seidl (1)
<b>Designated Hitter (6)</b>	- Tamez (4), Hodo (15), Guscette (2), Johnson (3), Williams (1), Shelton (1)

## STARTS BY BATTING ORDER

<b>1 (3)</b>	- Jarvis (12), Johnson (1), Shelton (13)
<b>2 (8)</b>	- Shelton (5), Seidl (2), Rose (4), Williamson (1), Guardino (1), Johnson (2), Pinckney (2), Hodo (9)
<b>3 (4)</b>	- Pinckney (19), Williamson (4), Hodo (2), Johnson (1)
<b>4 (4)</b>	- Tamez (4), Williamson (17), Jarvis (3), Hodo (2)
<b>5 (10)</b>	- Williamson (2), Hodo (2), Tamez (6), Shelton (1), Guscette (3), Hamiter (4), Johnson (4), Seidl (1), Jarvis (1), Rose (2)
<b>6 (10)</b>	- Seidl (2), Rose (3), Hodo (1), Guscette (2), Eblin (1), Johnson (8), Tamez (2), Jarvis (4), Pinckney (2), Shelton (1)
<b>7 (12)</b>	- Rose (1), Williamson (1), Hamiter (3), Seidl (2), Johnson (2), Tamez (3), Hodo (1), Jarvis (3), Williams (1), Guscette (1), Shelton (5), Pinckney (3)
<b>8 (9)</b>	- Eblin (6), Johnson (2), Williamson (1), Jarvis (2), Guscette (3), Rose (4), Seidl (5), Hamiter (1), Williams (2)
<b>9 (7)</b>	- Guscette (8), Rose (7), Seidl (6), Eblin (2), Hayslip (1), Jarvis (1), Portera (1)

## CRIMSON TIDE AT A GLANCE

Overall Record	20-6
Current Streak	Won 2
Series Record	3-3-0
Home	16-4
Road	3-2
Neutral	1-0
Day/Night	13-3/7-3
vs. Top-25 Teams	2-4
In February	9-0
In March	11-6
In April	0-0
In May	0-0
In June	0-0
vs. RHS/LHS	12-4/8-2
Alabama Scores First	11-1
Comeback Wins	9
Losses After Leading	1
Extra Innings	0-1
One-Run Games	1-2
Two-Run Games	2-0
Leading After 6/7/8	19-0/19-0/15-1
Trailing After 6/7/8	0-5/1-5/0-5
Alabama Out-Hits Opponent	16-2
Opponent Out-Hits Alabama	4-4
Two Teams Match on Hits	0-0

## LAST TIME IT HAPPENED...

## INDIVIDUAL

**Four Hits in One Game**

**Alabama:** Drew Williamson (4-5) at Florida - GM 1 (March 17, 2023)  
**Opponent:** Jorel Ortega (4-5) of Tennessee (April 17, 2022)

**Five Hits in One Game**

**Alabama:** Brett Auerbach (5-5) vs. Northern Kentucky (March 8, 2019)  
**Opponent:** John Cable (5-5) of Georgia (May 17, 2019)

**Six Hits in One Game**

**Alabama:** Has not occurred  
**Opponent:** Kendrick Moore of Arkansas (May 20, 1995)

**Three Runs in One Game**

**Alabama:** Andrew Pinckney vs. Middle Tennessee (March 28, 2023)  
**Opponent:** Ryan Waldschmidt of Kentucky (March 25, 2023)

**Four Runs in One Game**

**Alabama:** Andrew Pinckney and Tommy Seidl vs. Alabama State (May 8, 2023)  
**Opponent:** Seth Dardar of Columbia (March 10, 2023)

**Five Runs in One Game**

**Alabama:** Josh Rutledge vs. UIC (Feb. 27, 2010)  
**Opponent:** Alec Sayre of Wright State - GM 1 (Feb. 27, 2021)

**Six+ Runs in One Game**

**Alabama:** 6 by Craig Shipley at Georgia Southern (March 24, 1984)

**Four RBI in One Game**

**Alabama:** Ed Johnson vs. Columbia - GM 1 (March 11, 2023)  
**Opponent:** Ali Lapread of Alabama State (March 8, 2023)

**Five RBI in One Game**

**Alabama:** Drew Williamson at Florida - GM 1 (March 17, 2023)  
**Opponent:** Griffin Palfrey of Columbia - GM 2 (March 11, 2023)

**Two Players with Five RBI in One Game**

**Alabama:** Casey Hughston and Kyle Overstreet vs. Maryland Eastern Shore (Feb. 15, 2015)

**Six RBI in One Game**

**Alabama:** Mac Guscette vs. Alabama State (March 8, 2023)  
**Opponent:** Andrew Eyster of South Carolina (April 30, 2022)

**Seven RBI in One Game**

**Alabama:** Cody Henry vs. Alcorn State (April 18, 2017)

**Eight RBI in One Game**

**Alabama:** Andy Phillips at UAB (April 14, 1999)

**Nine+ RBI in One Game**

**Alabama:** 9 by Roberto Vaz at Auburn (April 12, 1997)

**Two Doubles in One Game**

**Alabama:** Tommy Seidl vs. Binghamton (March 11, 2022)  
**Opponent:** Weston Eberly of Columbia - GM 2 (March 11, 2023)

**Three Doubles in One Game**

**Alabama:** Chandler Avant vs. New Mexico State (March 10, 2018)  
**Opponent:** Tanner Allen of Mississippi State (April 14, 2019)

**Four Doubles in One Game**

**Alabama:** Mickey Kerns vs. Auburn (April 20, 1991)

**Two Triples in One Game**

**Alabama:** Georgie Salem vs. Mississippi Valley State - GM 2 (April 21, 2015)

**Three Triples in One Game**

**Alabama:** Ken Chapman vs. Samford (March 22, 1960)

**Two Home Runs in One Inning**

**Alabama:** T.J. Reeves at Samford (April 9, 2019) (3rd inning)

**Two Home Runs in One Game**

**Alabama:** Colby Shelton at Samford (March 7, 2023)  
**Opponent:** Wyatt Langford of Florida (May 28, 2022)

**Three Home Runs in One Game**

**Alabama:** G.W. Keller vs. Vanderbilt (May 8, 1999)  
**Opponent:** Jacob Gonzalez of Ole Miss (April 9, 2022)

**Inside the Park Home Run**

**Alabama:** T.J. Reeves vs. Maine (March 19, 2019)  
**Opponent:** Kason Howell of Auburn (April 15, 2021)

**Grand Slam Home Run**

**Alabama:** Ed Johnson vs. Columbia - GM 1 (March 11, 2023)  
**Opponent:** Matthew Golda of UAB (April 19, 2022)

**Walkoff Home Run**

**Alabama:** Owen Diodati vs. Xavier (9th inning) (Feb. 18, 2022)  
**Opponent:** RJ Yeager of Mississippi State (10th inning) (March 25, 2022)

**Game-Winning Home Run**

**Alabama:** Zane Denton at Ole Miss (April 9, 2022)  
**Opponent:** Cameron Brady of UT-Martin (March 1, 2022)

**Back-to-Back Home Runs**

**Alabama:** Sam Praytor and Zane Denton vs. Troy (March 3, 2021)  
**Opponent:** Adam Stuart and Xavier Cumbee of High Point (Feb. 25, 2023)

**Back-to-Back-to-Back Home Runs**

**Alabama:** T.J. Reeves, Morgan McCullough and Tyler Gentry at Samford (April 9, 2019)  
**Opponent:** Russ Sneed, Connor Powers and Ryan Duffy of Mississippi State (May 2, 2009)

**Two Home Runs in the Same Inning**

**Alabama:** Colby Shelton and Ed Johnson vs. Columbia - GM 1 (March 11, 2023) (5th inning)  
**Opponent:** Peyton Stovall and Cayden Wallace of Arkansas (May 19, 2022) (5th inning)

**Three+ Home Runs in the Same Inning**

**Alabama:** Reeves (2), McCullough, Gentry and Auerbach at Samford (April 9, 2019) (3rd inning)  
**Opponent:** Javon Fields, Adam Stuart and Xavier Cumbee of High Point (Feb. 25, 2023) (3rd inning)

**Home Run to Lead Off a Game**

**Alabama:** Peyton Wilson vs. Missouri (April 30, 2021)  
**Opponent:** Troy Baunsgard of Tennessee Tech (Feb. 21, 2023)

**Home Run in Two Consecutive At-Bats**

**Alabama:** Colby Shelton vs. UIC (March 4, 2023)  
**Opponent:** Wyatt Langford of Florida (May 28, 2022)

**Home Run in Three Consecutive At-Bats**

**Alabama:** G.W. Keller vs. Niagara (March 7, 1999)  
**Opponent:** Tom Belza of Oklahoma State (May 29, 2009)

**Pinch-Hit Home Run**

**Alabama:** Eric Foggo vs. LSU (May 8, 2022)  
**Opponent:** Tim Rowe of Ole Miss (April 8, 2017)

**Home Run in 3+ Straight Games**

**Alabama:** Colby Shelton (March 3-7, 2023) (4 Games)

**Home Run in 4 Straight Games**

**Alabama:** Colby Shelton (March 3-7, 2023)

**Home Run in 5+ Straight Games**

**Alabama:** Kent Matthes (Feb. 22-March 3, 2009) (5 Games)

**Home Run in 6 Straight Games**

**Alabama:** Kent Matthes (Feb. 22-March 3, 2009)

**Hit for the Cycle**

**Alabama:** Josh Rutledge at South Alabama (April 22, 2009)

**Stole 3 Bases in One Game**

**Alabama:** Brett Auerbach at UAB (March 10, 2020)  
**Opponent:** Enrique Bradfield Jr. of Vanderbilt (May 7, 2021)

**Stole 4 Bases in One Game**

**Alabama:** Scott McClanahan vs. Miami (Ohio) (Feb. 18, 2001)  
**Opponent:** Nick Crawford of UAB (March 24, 2009)

**Stole 5 Bases in One Game**

**Alabama:** Ted Williams vs. Samford (March 5, 1986)

**Stole Home (Straight Steal)**

**Alabama:** Alex Kubal vs. Southeast Missouri State (Feb. 20, 2009)  
**Opponent:** Brandt Belk of Missouri (May 1, 2021)

**Stole Home (Double Steal)**

**Alabama:** Morgan McCullough (HP) and Walker McCleney (2B) at South Alabama - GM 1 (March 2, 2019)  
**Opponent:** Carson Garner (HP) and Bryson Bloomer (2B) of Murray State (March 6, 2022)

**Perfect Game**

**Alabama:** Al Drumheller, John Collins and Brett Sullenberger at South Florida (March 31, 1993)  
**Opponent:** Bruce Baudier of LSU (1967)

**Nine-Inning No-Hitter**

**Alabama:** Justin Kamplain, Jay Shaw and Geoffrey Bramblett vs. Mississippi Valley State (March 8, 2014)

**Seven-Inning No-Hitter**

**Alabama:** Vince Barrantine at Auburn (March 27, 1981)  
**Opponent:** Robert Earl Sidell of Ole Miss (1962)

**Complete Game One-Hitter**

**Alabama:** Lance Cormier vs. Winthrop (March 4, 2001)  
**Opponent:** Brandon Sproat of Florida (March 16, 2023)

**Complete Game Two-Hitter**

**Alabama:** Geoffrey Bramblett vs. Georgia Southern (June 1, 2014)  
**Opponent:** Keaton McKinney of Arkansas (May 2, 2015)

**Complete Game Three-Hitter**

**Alabama:** Charley Sullivan vs. Tennessee (March 15, 2013)  
**Opponent:** Tommy Mace of Florida (March 29, 2019)

**Recorded 10+ Strikeouts**

**Alabama:** 10 by Ben Hess vs. Kentucky (March 24, 2023)  
**Opponent:** 11 by Brandon Sproat of Florida (March 16, 2023)

## LAST TIME IT HAPPENED...

**Recorded 15+ Strikeouts**

Alabama:	Wade LeBlanc (17) vs. McNeese State (March 4, 2005)
Opponent:	Ethan Small (15) of Mississippi State (April 12, 2019)

**Nine-Inning Complete Game**

Alabama:	Dylan Smith vs. Rider (June 5, 2021)
Opponent:	<b>Brandon Sproat of Florida (March 16, 2023)</b>

**Seven-Inning Complete Game**

Alabama:	Adam Morgan vs. Tennessee (April 16, 2011)
Opponent:	Zack Lee of Kentucky - GM 2 (April 25, 2021)

**Complete Game Shutout**

Alabama:	Sam Finnerty vs. South Carolina - GM 1 (April 5, 2019)
Opponent:	<b>Brandon Sproat of Florida (March 16, 2023)</b>

**Combined Shutout**

Alabama:	<b>Luke Holman and Alton Davis II at South Alabama (March 14, 2023)</b>
Opponent:	Jonathan Cannon, Luke Wagner, Chandler Marsh and Jack Gowen of Georgia (April 23, 2022)

**Back-to-Back Shutouts**

Alabama:	Connor Prielipp, Tyler Ras, Landon Green and Dylan Smith vs. Northeastern (Feb. 14, 2020)
Opponent:	Connor Shamblyn, Casey Cobb, Garret Rukes and Brock Guffey vs. Northeastern (Feb. 15, 2020)
	Pete Hansen, Travis Stehle, Jared Southland and Aaron Nixon of Texas (Feb. 25, 2022)
	Tristan Stevens and Luke Harrison of Texas (Feb. 26, 2022)

**Back-to-Back-to-Back Shutouts**

Alabama:	Taylor Guilbeau and Ray Castillo vs. Maryland Eastern Shore (Feb. 13, 2015)
	Will Carter, Alex Watkins and J.C. Wilhite vs. Maryland Eastern Shore (Feb. 14, 2015)
	Geoffrey Bramblett, Jay Shaw, Mitch Greer and Thomas Burrows vs. Maryland Eastern Shore (Feb. 15, 2015)

**Back-to-Back Complete Games (9 IP)**

Alabama:	Jimmy Nelson vs. Ole Miss (May 15, 2010)
	Nathan Kilcrease vs. Ole Miss (May 16, 2010)

**Back-to-Back-to-Back Complete Games (9 IP)**

Alabama:	Jimmy Nelson vs. Ole Miss (May 15, 2010)
	Nathan Kilcrease vs. Ole Miss (May 16, 2010)
	Jimmy Nelson at Tennessee (May 20, 2010)

**Back-to-Back Complete Games (7 IP)**

Alabama:	Bernard Robert at South Carolina (April 9, 2006) (DH)
	Tommy Hunter at South Carolina (April 9, 2006) (DH)

**Three Straight Complete Games**

Alabama:	Jimmy Nelson (May 14-25, 2010)
	Manny Torres (April 16-30, 1999)

**Four Straight Complete Games**

Alabama:	Wade LeBlanc (April 23-May 16, 2004)
----------	--------------------------------------

**Five Straight Complete Games**

Alabama:	Chris Eilers (March 18-April 14, 1995)
----------	--

## TEAM

**Shutout**

Alabama:	<b>Alabama 4 at South Alabama 0 (March 14, 2023)</b>
Opponent:	<b>Alabama 0 at Florida 3 (March 16, 2023)</b>

**Scored 10-14 Runs**

Alabama:	<b>10 vs. Middle Tennessee (March 28, 2023)</b>
Opponent:	<b>10 by Columbia (March 10, 2023)</b>

**Scored 15-19 Runs**

Alabama:	<b>17 vs. Jacksonville State (Feb. 28, 2023)</b>
Opponent:	<b>15 by Columbia - GM 2 (March 11, 2023)</b>

**Scored 20-24 Runs**

Alabama:	<b>21 vs. Alabama State (March 8, 2023)</b>
Opponent:	20 by Auburn - GM 2 (April 21, 2018)

**Scored 25-29 Runs**

Alabama:	25 vs. UIC (Feb. 27, 2010)
Opponent:	27 at Vanderbilt (1988); at Florida (1989)

**Scored 30+ Runs**

Alabama:	35 at Georgia Southern (March 23, 1984)
Opponent:	Not on Record

**Recorded 15+ Hits**

Alabama:	<b>15 vs. Alabama State (March 8, 2023)</b>
Opponent:	<b>17 by Columbia - GM 2 (March 11, 2023)</b>

**Recorded 20+ Hits**

Alabama:	20 at College of Charleston (March 7, 2021)
Opponent:	22 at South Alabama (April 22, 2009)

**Recorded 25+ Hits**

Alabama:	26 vs. Alabama A&M (March 17, 2009)
Opponent:	25 at South Carolina (May 1, 2010)

**Recorded 30+ Hits**

Alabama:	35 at Georgia Southern (March 23, 1984)
Opponent:	30 at Vanderbilt (April 17, 1988)

**Scored 5 Runs in One Inning**

Alabama:	<b>vs. Middle Tennessee (March 28, 2023) (8th inning)</b>
Opponent:	<b>Samford (March 7, 2023) (6th inning)</b>

**Scored 6 Runs in One Inning**

Alabama:	<b>vs. Columbia - GM 1 (March 11, 2023) (5th inning)</b>
Opponent:	<b>High Point (Feb. 25, 2023) (3rd inning)</b>

**Scored 7 Runs in One Inning**

Alabama:	<b>vs. Jacksonville State (Feb. 28, 2023) (2nd inning)</b>
Opponent:	Texas A&M (April 2, 2022) (6th inning)

**Scored 8 Runs in One Inning**

Alabama:	vs. Binghamton (March 12, 2022) (4th inning)
Opponent:	Ole Miss - GM 1 (March 26, 2021) (9th inning)

**Scored 9 Runs in One Inning**

Alabama:	vs. Maryland Eastern Shore (Feb. 15, 2015) (7th inning)
Opponent:	Auburn (May 5, 2019) (8th inning)

**Scored 10 Runs in One Inning**

Alabama:	at Arkansas (March 19, 2021) (2nd inning)
Opponent:	South Alabama (April 22, 2009) (3rd inning)

**Scored 11 Runs in One Inning**

Alabama:	11 vs. UAB (April 14, 2000) (7th inning)
Opponent:	<b>11 by Columbia - GM 2 (March 11, 2023) (4th inning)</b>

**Scored 12+ Runs in One Inning**

Alabama:	13 at Samford (April 9, 2019)
Opponent:	12 by Florida (March 19, 1989) (6th inning)

**Recorded 6 Hits in One Inning**

Alabama:	<b>vs. Jacksonville State (Feb. 28, 2023) (2nd inning)</b>
Opponent:	<b>Middle Tennessee (March 28, 2023) (4th inning)</b>

**Recorded 7 Hits in One Inning**

Alabama:	vs. Samford (April 13, 2021) (6th inning)
Opponent:	Oklahoma (March 3, 2018) (8th inning)

**Recorded 8 Hits in One Inning**

Alabama:	at Arkansas (March 19, 2021) (2nd inning)
Opponent:	<b>Columbia - GM 2 (March 11, 2023) (4th inning)</b>

**Recorded 9 Hits in One Inning**

Alabama:	vs. Canisius (Feb. 16, 2007) (7th inning)
Opponent:	South Alabama (April 4, 1989) (3rd inning)

**Recorded 10 Hits in One Inning**

Alabama:	at UAB (April 14, 1999) (7th inning)
Opponent:	Auburn (May 20, 1993) (SEC Tourney) (4th inning)

**Recorded 11+ Hits in One Inning**

Alabama:	(Alabama record) 11 at Samford (April 9, 2019) (3rd inning)
Opponent:	11 by Florida (1989)
	11 by Miami (CWS) (June 2, 1996) (3rd inning)

**Made 3 Errors in One Game**

Alabama:	<b>vs. Tennessee Tech (Feb. 21, 2023)</b>
Opponent:	<b>Florida - GM 2 (March 17, 2023)</b>

**Made 4 Errors in One Game**

Alabama:	vs. Florida (March 20, 2022)
Opponent:	Texas A&M (April 2, 2022)

**Made 5 Errors in One Game**

Alabama:	vs. Texas A&M (April 13, 2017)
Opponent:	Texas A&M (May 27, 2022)

**Made 6 Errors in One Game**

Alabama:	at Texas-Arlington (March 2, 2008)
Opponent:	Mississippi Valley State (April 1, 2009)

**Made 8 Errors in One Game**

Alabama:	vs. Georgia (April 4, 1992)
----------	-----------------------------

**Turned 3 Double Plays**

Alabama:	<b>vs. Middle Tennessee (March 28, 2023)</b>
Opponent:	Auburn (May 13, 2022)

**Turned 4 Double Plays**

Alabama:	vs. Tennessee (April 4, 2021)
Opponent:	Auburn (April 12, 2014)

**Turned 5 Double Plays**

Alabama:	vs. Jacksonville State (Feb. 22, 2022)
	vs. Kentucky (March 20, 2005)
	vs. Huntingdon (April 27, 1990)

**Turned a Triple Play**

Alabama:	at UAB (March 21, 2017)
Opponent:	Middle Tennessee (Feb. 25, 1997)

## 2023 RESULTS



**Crimson Tide Baseball**  
**Game Results for Alabama (as of Mar 29, 2023)**  
**(All games)**



Date	Opponent	Score	Inns	Overall	Conference	Pitcher of record	Attend	Time
Feb 17, 2023	RICHMOND	w 12-3	9	1-0-0	0-0-0	Hitt (W 1-0)	3312	2:34
Feb 18, 2023	RICHMOND	w 13-1	9	2-0-0	0-0-0	Hess (W 1-0)	3394	2:30
Feb 19, 2023	RICHMOND	w 14-1	7	3-0-0	0-0-0	McNairy (W 1-0)	3342	2:14
Feb 21, 2023	TENNESSEE TECH	w 7-4	9	4-0-0	0-0-0	Holman (W 1-0)	2792	2:45
Feb 22, 2023	UT MARTIN	w 10-0	7	5-0-0	0-0-0	Woods (W 1-0)	3562	2:06
Feb 24, 2023	HIGH POINT	w 9-4	9	6-0-0	0-0-0	Blatter (W 1-0)	2869	2:32
Feb 25, 2023	HIGH POINT	w 10-6	9	7-0-0	0-0-0	Ball (W 1-0)	3347	2:47
Feb 26, 2023	HIGH POINT	w 4-2	9	8-0-0	0-0-0	McNairy (W 2-0)	2691	2:28
Feb 28, 2023	JACKSONVILLE STATE	w 17-3	9	9-0-0	0-0-0	Holman (W 2-0)	3202	3:03
Mar 3, 2023	ILLINOIS-CHICAGO	w 11-1	7	10-0-0	0-0-0	Hitt (W 2-0)	3316	1:58
Mar 4, 2023	ILLINOIS-CHICAGO	w 10-0	7	11-0-0	0-0-0	Hess (W 2-0)	4163	2:08
Mar 5, 2023	ILLINOIS-CHICAGO	w 9-7	9	12-0-0	0-0-0	Probst (W 1-0)	3196	2:49
Mar 7, 2023	at Samford	w 11-6	9	13-0-0	0-0-0	Holman (W 3-0)	846	3:07
Mar 8, 2023	ALABAMA STATE	w 21-7	7	14-0-0	0-0-0	Reynolds (W 1-0)	2814	2:39
Mar 10, 2023	COLUMBIA	L 7-10	9	14-1-0	0-0-0	Hitt (L 2-1)	2867	3:18
Mar 11, 2023	COLUMBIA-1	w 6-2	9	15-1-0	0-0-0	Hess (W 3-0)	-	2:40
Mar 11, 2023	COLUMBIA-2	L 3-15	9	15-2-0	0-0-0	McNairy (L 2-1)	3145	2:58
Mar 14, 2023	at South Alabama	w 4-0	9	16-2-0	0-0-0	Holman (W 4-0)	3630	2:32
* Mar 16, 2023	at #2 Florida	L 0-3	9	16-3-0	0-1-0	Furtado (L 0-1)	5546	1:50
* Mar 17, 2023	at #2 Florida-1	L 7-8	9	16-4-0	0-2-0	Quick (L 0-1)	-	2:38
* Mar 17, 2023	at #2 Florida-2	w 6-3	9	17-4-0	1-2-0	Hitt (W 3-1)	6118	2:29
Mar 21, 2023	UAB	w 12-2	8	18-4-0	1-2-0	McNairy (W 3-1)	2995	2:48
* Mar 24, 2023	#22 KENTUCKY	L 3-4	(12)	18-5-0	1-3-0	Myers (L 0-1)	3175	3:26
* Mar 25, 2023	#22 KENTUCKY	L 5-9	9	18-6-0	1-4-0	Holman (L 4-1)	4321	3:05
* Mar 26, 2023	#22 KENTUCKY	w 4-3	9	19-6-0	2-4-0	Woods (W 2-0)	3164	2:28
Mar 28, 2023	vs Middle Tennessee	w 10-4	9	20-6-0	2-4-0	Probst (W 2-0)	6479	2:17

\* = Conference game

() extra inning game



## 2023 GAMES SUMMARY



**Crimson Tide Baseball**  
**Games Summary for Alabama (as of Mar 29, 2023)**  
**(All games)**



Score by innings	1	2	3	4	5	6	7	8	9	EX	Total
Alabama	18	31	29	39	35	37	15	18	3	0	225
Opponents	15	7	13	29	8	12	15	5	3	1	108

**Record when ...**

Overall	20-6	After 6 leading	19-0
Conference	2-4	..... trailing	0-5
Non-Conference	18-2	..... tied	1-1
Home games	16-4	After 7 leading	14-0
Away games	3-2	..... trailing	1-5
Neutral site	1-0	..... tied	0-1
Day games	13-3	After 8 leading	14-1
Night games	7-3	..... trailing	0-5
vs Left starter	8-2	..... tied	0-0
vs Right starter	12-4		
1-Run games	1-2	Hit 0 home runs	1-4
2-Run games	2-0	... 1 home run	7-0
5+Run games	12-1	... 2+ home runs	12-2
Extra innings	0-1		
Shutouts	3-1	Opponent 0 home runs	10-3
		..... 1 home run	6-2
Scoring 0-2 runs	0-1	..... 2+ HRs	4-1
..... 3-5 runs	3-3		
..... 6-9 runs	5-2	Made 0 errors	9-2
..... 10+ runs	12-0	.... 1 error	7-2
		.... 2+ errors	4-2
Opponent 0-2 runs	9-0		
..... 3-5 runs	7-2	Opp. made 0 errors	7-5
..... 6-9 runs	4-2	..... 1 error	8-1
..... 10+ runs	0-2	..... 2+ errors	5-0
Scored in 1st inning	8-1	Out-hit opponent	16-2
Opp. scored in 1st	6-3	Out-hit by opponent	4-4
Scores first	11-1	Hits are tied	0-0
Opp. scores first	9-5		

**Record when team scores:**

Runs	0	1	2	3	4	5	6	7	8	9	10+
W-L	0-1	0-0	0-0	0-2	3-0	0-1	2-0	1-2	0-0	2-0	12-0

**Record when opponent scores:**

Runs	0	1	2	3	4	5	6	7	8	9	10+
W-L	3-0	3-0	3-0	4-1	3-1	0-0	2-0	2-0	0-1	0-1	0-2

**Record when leading after:**

Inn.	1	2	3	4	5	6	7	8
W-L	5-0	10-1	13-1	15-1	18-1	19-0	14-0	14-1

**Record when trailing after:**

Inn.	1	2	3	4	5	6	7	8
W-L	2-2	2-4	4-4	3-4	1-4	0-5	1-5	0-5

**Record when tied after:**

Inn.	1	2	3	4	5	6	7	8
W-L	13-4	8-1	3-1	2-1	1-1	1-1	0-1	0-0

Current winning streak: 2

Longest winning streak: 14

Longest losing streak: 2

Home attendance : 61667 ( 19 dates avg = 3245 )

Away attendance : 22619 ( 5 dates avg = 4523 )

Total attendance: 84286 ( 24 dates avg = 3511 )

# 2023 TEAM GAME-BY-GAME [BATTING]

## Crimson Tide Baseball Team Game-by-Game for Alabama (as of Mar 29, 2023) Batting (All games)

Date	Opponent	ab	r	h	rbi	2b	3b	hr	tb	bb	ibb	sb	cs	hbp	sac	sf	gdp	k	po	a	e	lob	avg
Feb 17	RICHMOND	37	12	14	12	2	1	1	21	4	0	1	0	3	0	1	0	8	27	5	1	9	.378
Feb 18	RICHMOND	35	13	15	13	3	1	2	26	7	0	0	0	1	0	2	0	5	27	9	0	8	.403
Feb 19	RICHMOND	29	14	12	13	2	0	1	17	6	0	1	0	5	1	1	0	8	21	7	1	10	.406
Feb 21	TENNESSEE TECH	34	7	11	6	0	1	3	22	7	0	2	0	2	0	0	0	3	27	11	3	12	.385
Feb 22	UT MARTIN	30	10	12	8	1	0	2	19	5	0	1	0	0	1	0	1	3	21	6	0	6	.388
Feb 24	HIGH POINT	36	9	12	8	2	0	3	23	4	0	0	0	0	1	0	1	4	27	3	1	8	.378
Feb 25	HIGH POINT	35	10	12	10	2	0	2	20	6	0	1	0	0	1	0	1	5	27	9	1	8	.373
Feb 26	HIGH POINT	25	4	4	3	0	0	1	7	9	0	0	1	3	1	1	0	9	27	9	0	11	.352
Feb 28	JACKSONVILLE STATE	39	17	16	15	4	0	1	23	10	0	0	1	1	0	1	0	5	27	11	1	10	.360
Mar 3	ILLINOIS-CHICAGO	25	11	9	10	1	0	3	19	7	0	2	1	3	0	0	0	8	21	4	0	6	.360
Mar 4	ILLINOIS-CHICAGO	31	10	13	11	3	0	3	25	5	0	0	0	1	0	1	1	3	21	10	1	8	.365
Mar 5	ILLINOIS-CHICAGO	33	9	13	9	1	0	3	23	4	0	0	0	2	2	0	0	3	27	9	2	8	.368
Mar 7	at Samford	40	11	12	11	3	1	5	32	5	0	0	0	4	0	0	0	13	27	4	2	11	.361
Mar 8	ALABAMA STATE	33	21	15	19	3	0	4	30	10	0	3	0	3	0	0	0	4	21	10	0	7	.368
Mar 10	COLUMBIA	36	7	12	7	2	1	2	22	5	0	0	1	2	0	0	2	9	27	5	2	9	.365
Mar 11	COLUMBIA	29	6	6	6	0	0	2	12	9	0	1	1	1	0	0	0	4	27	5	0	9	.357
Mar 11	COLUMBIA	30	3	8	3	2	0	0	10	3	0	1	1	1	0	3	1	6	27	9	1	7	.352
Mar 14	at South Alabama	34	4	10	4	1	0	1	14	3	0	3	3	0	0	0	0	13	27	3	2	6	.349
*Mar 16	at Florida	27	0	1	0	0	0	0	1	2	0	0	0	1	0	0	1	11	24	8	0	3	.335
*Mar 17	at Florida	36	7	10	7	2	0	2	18	5	1	0	0	1	1	0	0	10	25	8	0	9	.332
*Mar 17	at Florida	37	6	10	5	1	0	2	17	4	0	2	0	0	0	0	1	14	27	8	1	8	.329
Mar 21	UAB	36	12	13	10	2	0	1	18	7	0	0	0	2	0	1	1	3	24	6	0	11	.330
*Mar 24	KENTUCKY	40	3	6	2	0	0	0	6	5	1	0	0	0	0	0	2	12	36	8	2	6	.321
*Mar 25	KENTUCKY	39	5	12	5	1	0	0	13	4	0	0	0	1	0	0	0	7	27	11	1	12	.320
*Mar 26	KENTUCKY	26	4	5	4	1	0	0	6	5	0	1	0	2	1	1	0	7	27	8	0	7	.316
Mar 28	vs Middle Tennessee	35	10	13	10	1	1	1	19	3	0	0	1	1	1	1	0	4	27	13	0	7	.318
Totals		867	225	276	211	40	6	45	463	144	2	19	10	40	10	13	12	181	673	199	22	216	.318

## 2023 TEAM GAME-BY-GAME [PITCHING]

Crimson Tide Baseball  
 Team Game-by-Game for Alabama (as of Mar 29, 2023)  
 Pitching (All games)

Date	Opponent	ip	h	r	er	bb	so	2b	3b	hr	wp	bk	hbp	dp	ibb	score	w-l	sv	era
Feb 17	RICHMOND	9.0	4	3	2	3	13	1	0	2	2	0	0	0	0	12-3	1-0	0	2.00
Feb 18	RICHMOND	9.0	7	1	1	1	12	0	0	0	0	0	0	0	0	13-1	2-0	0	1.50
Feb 19	RICHMOND	7.0	7	1	1	1	6	0	0	0	0	0	0	1	0	14-1	3-0	0	1.44
Feb 21	TENNESSEE TECH	9.0	7	4	2	6	4	0	0	2	0	0	0	1	0	7-4	4-0	1	1.59
Feb 22	UT MARTIN	7.0	2	0	0	4	10	0	0	0	1	0	1	1	0	10-0	5-0	1	1.32
Feb 24	HIGH POINT	9.0	6	4	4	6	14	1	0	0	0	0	2	1	0	9-4	6-0	1	1.80
Feb 25	HIGH POINT	9.0	9	6	3	4	9	1	0	3	0	0	1	2	0	10-6	7-0	2	1.98
Feb 26	HIGH POINT	9.0	7	2	2	0	10	2	0	0	0	0	1	0	0	4-2	8-0	3	1.99
Feb 28	JACKSONVILLE STATE	9.0	9	3	3	4	11	1	0	1	1	2	0	2	0	17-3	9-0	3	2.10
Mar 3	ILLINOIS-CHICAGO	7.0	5	1	1	3	9	0	0	1	0	0	0	0	0	11-1	10-0	3	2.04
Mar 4	ILLINOIS-CHICAGO	7.0	1	0	0	4	8	0	0	0	0	0	1	2	0	10-0	11-0	4	1.88
Mar 5	ILLINOIS-CHICAGO	9.0	15	7	2	3	11	4	0	1	0	1	2	2	0	9-7	12-0	5	1.89
Mar 7	at Samford	9.0	3	6	5	5	16	0	0	0	4	0	4	0	0	11-6	13-0	5	2.15
Mar 8	ALABAMA STATE	7.0	11	7	7	1	4	3	0	2	1	0	1	1	0	21-7	14-0	5	2.56
Mar 10	COLUMBIA	9.0	11	10	8	7	16	2	1	1	3	0	1	0	0	7-10	14-1	5	2.95
Mar 11	COLUMBIA	9.0	7	2	2	5	12	1	0	0	2	0	0	0	0	6-2	15-1	5	2.89
Mar 11	COLUMBIA	9.0	17	15	15	8	11	5	0	0	1	0	1	0	0	3-15	15-2	5	3.65
Mar 14	at South Alabama	9.0	3	0	0	0	10	0	0	0	2	0	1	0	0	4-0	16-2	5	3.43
*Mar 16	at Florida	8.0	3	3	3	2	6	0	0	1	1	0	0	0	0	0-3	16-3	5	3.43
*Mar 17	at Florida	8.1	12	8	8	1	9	2	0	4	0	0	2	0	1	7-8	16-4	5	3.69
*Mar 17	at Florida	9.0	7	3	3	4	12	0	0	1	0	0	0	1	0	6-3	17-4	6	3.65
Mar 21	UAB	8.0	9	2	2	3	8	1	0	0	2	0	0	1	0	12-2	18-4	6	3.59
*Mar 24	KENTUCKY	12.0	9	4	3	1	14	3	0	0	1	0	2	0	0	3-4	18-5	6	3.51
*Mar 25	KENTUCKY	9.0	10	9	8	5	8	1	0	0	1	1	4	1	0	5-9	18-6	6	3.71
*Mar 26	KENTUCKY	9.0	6	3	2	2	9	0	0	1	1	0	0	0	0	4-3	19-6	6	3.64
Mar 28	vs Middle Tennessee	9.0	7	4	4	2	9	0	0	1	0	0	1	3	0	10-4	20-6	6	3.65
Totals		224.1	194	108	91	85	261	28	1	21	23	4	25	19	1	225-108	20-6	6	3.65

## 2023 CUMULATIVE STATS



**Crimson Tide Baseball**  
**Overall Statistics for Alabama (as of Mar 29, 2023)**  
**(All games Sorted by Batting avg)**



Record: 20-6 Home: 16-4 Away: 3-2 Neutral: 1-0 Conference: 2-4

Player	avg	gp-gs	ab	r	h	2b	3b	hr	rbi	tb	slg%	bb	hp	so	gdp	ob%	sf	sh	sb-att	po	a	e	fld%
Drew Williamson	.360	26-26	86	22	31	3	0	8	28	58	.674	19	1	18	0	.477	1	2	1-3	168	9	4	.978
Andrew Pinckney	.360	26-26	89	23	32	5	2	3	15	50	.562	16	2	25	2	.463	1	1	4-4	42	0	0	1.000
Tommy Seidl	.356	23-18	59	17	21	3	0	3	16	33	.559	10	2	14	1	.452	2	0	2-3	38	0	0	1.000
William Hamiter	.345	16-8	29	9	10	2	2	0	8	16	.552	4	4	5	0	.462	2	1	0-0	12	0	0	1.000
Will Hodo	.333	24-17	75	15	25	1	0	4	18	38	.507	9	4	15	1	.427	1	0	0-0	9	0	0	1.000
Colby Shelton	.329	25-25	85	26	28	5	0	11	24	66	.776	13	5	25	1	.438	2	0	0-0	13	27	6	.870
Ed Johnson	.325	24-20	77	15	25	2	1	3	21	38	.494	11	4	9	1	.435	0	3	2-4	27	35	0	1.000
Jim Jarvis	.303	26-26	89	24	27	2	1	2	13	37	.416	15	5	10	0	.423	2	0	0-2	36	54	2	.978
Mac Guscette	.288	18-17	52	13	15	3	0	5	18	33	.635	7	6	10	2	.424	1	1	0-0	137	13	2	.987
Caden Rose	.286	23-21	63	23	18	4	0	3	16	31	.492	15	3	13	2	.444	0	2	7-8	46	0	0	1.000
Dominic Tamez	.269	15-15	52	11	14	3	0	2	10	23	.442	6	1	9	1	.356	0	0	0-1	90	3	0	1.000
-----																							
Mason Swinney	.429	10-0	7	2	3	1	0	0	0	4	.571	3	0	2	0	.600	0	0	0-0	1	4	1	.833
Max Williams	.318	14-3	22	4	7	2	0	0	6	9	.409	4	1	5	0	.444	0	0	1-1	8	0	0	1.000
Bryce Eblin	.281	12-9	32	7	9	1	0	0	9	10	.313	2	1	5	1	.333	1	0	1-2	6	22	1	.966
Jaxson West	.273	12-0	11	3	3	1	0	0	3	4	.364	3	0	1	0	.429	0	0	0-0	24	1	0	1.000
Camden Hayslip	.250	12-1	16	3	4	0	0	1	6	7	.438	1	0	4	0	.294	0	0	0-0	2	1	0	1.000
Will Portera	.211	19-1	19	6	4	2	0	0	0	6	.316	2	1	7	0	.318	0	0	1-1	7	6	0	1.000
Ryan Guardino	.000	8-1	4	2	0	0	0	0	0	0	.000	4	0	4	0	.500	0	0	0-0	2	0	0	1.000
Totals	.318	26	867	225	276	40	6	45	211	463	.534	144	40	181	12	.432	13	10	19-29	673	199	22	.975
Opponents	.232	26	836	108	194	28	1	21	95	287	.343	85	25	261	11	.320	5	12	32-37	633	220	21	.976

LOB - Team (216), Opp (182). DPs turned - Team (19), Opp (18). IBB - Team (2), Johnson 2, Opp (1).

## (All games Sorted by Earned run avg)

Player	era	w-l	app	gs	cg	sho	sv	ip	h	r	er	bb	so	2b	3b	hr	b/avg	wp	hp	bks	sfa	sha
Luke Holman	2.25	4-1	6	5	0	0/1	0	24.0	14	7	6	8	32	0	0	3	.165	3	3	2	0	1
Ben Hess	3.34	3-0	6	6	0	0/1	0	32.1	26	16	12	6	44	6	0	6	.222	2	2	0	0	5
Grayson Hitt	3.77	3-1	6	6	0	0/0	0	28.2	21	14	12	18	37	2	1	2	.202	3	1	0	0	2
Jacob McNairy	5.76	3-1	6	6	0	0/0	0	25.0	36	21	16	4	21	4	0	2	.353	1	2	0	3	1
-----																						
Hagan Banks	0.00	0-0	6	1	0	0/0	0	12.1	8	2	0	1	12	1	0	0	.178	0	0	0	0	1
Jake Leger	0.00	0-0	1	0	0	0/0	0	0.2	0	0	0	3	1	0	0	0	.000	0	0	0	0	0
Zane Probst	0.93	2-0	9	0	0	0/0	0	9.2	6	1	1	5	14	0	0	0	.188	2	2	0	0	1
Braylon Myers	3.09	0-1	6	0	0	0/0	3	11.2	8	4	4	3	8	1	0	0	.190	0	2	0	1	0
Riley Quick	3.38	0-1	8	0	0	0/1	1	10.2	11	4	4	8	15	1	0	1	.256	2	2	1	0	0
Connor Ball	3.38	1-0	5	0	0	0/0	0	8.0	8	3	3	1	4	1	0	2	.267	0	1	0	0	0
Brayden Gainey	3.60	0-0	3	0	0	0/0	0	5.0	6	2	2	2	5	1	0	0	.286	0	1	0	0	0
Kade Woods	3.86	2-0	7	0	0	0/1	1	14.0	5	7	6	3	26	0	0	2	.111	2	2	0	0	0
Brock Blatter	4.50	1-0	6	0	0	0/0	0	8.0	7	5	4	8	12	5	0	0	.219	1	3	1	0	0
Alton Davis II	5.40	0-0	8	0	0	0/2	1	10.0	12	6	6	5	9	1	0	1	.293	3	1	0	0	0
Aidan Moza	5.40	0-0	2	0	0	0/0	0	1.2	2	1	1	1	1	1	0	0	.286	1	0	0	0	0
Hunter Furtado	5.52	0-1	7	0	0	0/0	0	14.2	13	10	9	6	16	0	0	2	.236	2	3	0	0	1
Jackson Reynolds	5.62	1-0	3	2	0	0/1	0	8.0	11	5	5	3	4	4	0	0	.333	1	0	0	1	0
Totals	3.65	20-6	26	26	0	3/3	6	224.1	194	108	91	85	261	28	1	21	.232	23	25	4	5	12
Opponents	8.53	6-20	26	26	1	1/0	3	211.0	276	225	200	144	181	40	6	45	.318	26	40	2	13	10

PB - Team (4), Guscette 3, Tamez 1, Opp (6). Pickoffs - Team (3), Guscette 1, Probst 1, Hess 1. SBA/ATT - Guscette (22-26), Tamez (10-11), Reynolds (6-6), McNairy (5-6), Furtado (4-5), Hitt (4-5), Quick (4-4), Probst (3-4), Blatter (2-2), Holman (1-2), Hess (1-1), Ball (1-1), Myers (1-1).

## 2023 CUMULATIVE STATS



**Crimson Tide Baseball**  
**Overall Statistics for Alabama (as of Mar 29, 2023)**  
**(All games Sorted by Fielding pct)**



Player	c	po	a	e	fld%	dp	sba	csb	sba%	pb	ci
Dominic Tamez	93	90	3	0	1.000	0	10	1	.909	1	0
Ed Johnson	62	27	35	0	1.000	3	0	0	---	0	0
Caden Rose	46	46	0	0	1.000	0	0	0	---	0	0
Andrew Pinckney	42	42	0	0	1.000	0	0	0	---	0	0
Tommy Seidl	38	38	0	0	1.000	0	0	0	---	0	0
Jaxson West	25	24	1	0	1.000	0	0	0	---	0	0
Will Portera	13	7	6	0	1.000	3	0	0	---	0	0
William Hamiter	12	12	0	0	1.000	0	0	0	---	0	0
Will Hodo	9	9	0	0	1.000	3	0	0	---	0	0
Max Williams	8	8	0	0	1.000	0	0	0	---	0	0
Riley Quick	4	1	3	0	1.000	0	4	0	1.000	0	0
Jacob McNairy	4	1	3	0	1.000	1	5	1	.833	0	0
Hunter Furtado	3	1	2	0	1.000	0	4	1	.800	0	0
Grayson Hitt	3	0	3	0	1.000	0	4	1	.800	0	0
Camden Hayslip	3	2	1	0	1.000	0	0	0	---	0	0
Zane Probst	3	0	3	0	1.000	0	3	1	.750	0	0
Ryan Guardino	2	2	0	0	1.000	0	0	0	---	0	0
Connor Ball	1	0	1	0	1.000	0	1	0	1.000	0	0
Hagan Banks	1	1	0	0	1.000	0	0	0	---	0	0
Alton Davis II	1	0	1	0	1.000	1	0	0	---	0	0
Aidan Moza	1	0	1	0	1.000	1	0	0	---	0	0
Kade Woods	1	0	1	0	1.000	0	0	0	---	0	0
Mac Guscette	152	137	13	2	.987	0	22	4	.846	3	0
Jim Jarvis	92	36	54	2	.978	12	0	0	---	0	0
Drew Williamson	181	168	9	4	.978	16	0	0	---	0	0
Bryce Eblin	29	6	22	1	.966	5	0	0	---	0	0
Colby Shelton	46	13	27	6	.870	3	0	0	---	0	0
Mason Swinney	6	1	4	1	.833	1	0	0	---	0	0
Ben Hess	5	0	3	2	.600	0	1	0	1.000	0	0
Luke Holman	7	1	3	3	.571	0	1	1	.500	0	0
Jake Leger	1	0	0	1	.000	0	0	0	---	0	0
Brock Blatter	0	0	0	0	.000	0	2	0	1.000	0	0
Brayden Gainey	0	0	0	0	.000	0	0	0	---	0	0
Jackson Reynolds	0	0	0	0	.000	0	6	0	1.000	0	0
Braylon Myers	0	0	0	0	.000	0	1	0	1.000	0	0
Totals	894	673	199	22	.975	19	32	5	.865	4	0
Opponents	874	633	220	21	.976	18	19	10	.655	6	0

Hitting minimums - 1 Games 50% of Games 1.0 AB/Game

Pitching minimums - 1 Games 15 IP



## 2023 CUMULATIVE SEC STATS



**Crimson Tide Baseball**  
**Conference statistics for Alabama (as of Mar 29, 2023)**  
**(Conference games only Sorted by Batting avg)**



Record: 2-4 Home: 1-2 Away: 1-2 Conference: 2-4

Player	avg	gp-gs	ab	r	h	2b	3b	hr	rbi	tb	slg%	bb	hp	so	gdp	ob%	sf	sh	sb-att	po	a	e	fld%
Jim Jarvis	.318	6-6	22	5	7	1	0	0	2	8	.364	4	1	4	0	.429	1	0	0-0	11	10	1	.955
Andrew Pinckney	.273	6-6	22	1	6	0	0	0	5	6	.273	3	0	12	1	.360	0	1	1-1	10	0	0	1.000
Colby Shelton	.263	6-6	19	4	5	2	0	1	1	10	.526	3	2	7	0	.417	0	0	0-0	5	8	0	1.000
Will Hodo	.240	6-6	25	3	6	0	0	0	2	6	.240	3	0	8	1	.321	0	0	0-0	0	0	0	.000
Drew Williamson	.240	6-6	25	3	6	1	0	1	6	10	.400	1	0	6	0	.269	0	1	0-0	43	2	0	1.000
Ed Johnson	.200	6-6	20	1	4	0	0	0	2	4	.200	6	1	1	1	.407	0	0	2-2	9	15	0	1.000
Caden Rose	.143	4-4	14	3	2	0	0	1	2	5	.357	2	0	6	0	.250	0	0	0-0	15	0	0	1.000
Tommy Seidl	.111	6-5	18	1	2	0	0	1	1	5	.278	0	0	6	0	.111	0	0	0-0	13	0	0	1.000
Mac Guscette	.067	5-4	15	0	1	0	0	0	0	1	.067	1	0	5	1	.125	0	0	0-0	37	7	1	.978
-----																							
William Hamiter	.600	2-1	5	1	3	1	0	0	1	4	.800	1	1	1	0	.714	0	0	0-0	2	0	0	1.000
Max Williams	.125	2-2	8	1	1	0	0	0	1	1	.125	0	0	1	0	.125	0	0	0-0	3	0	0	1.000
Dominic Tamez	.111	2-2	9	2	1	0	0	0	0	1	.111	1	0	2	0	.200	0	0	0-0	17	1	0	1.000
Will Portera	.000	4-0	2	0	0	0	0	0	0	0	.000	0	0	2	0	.000	0	0	0-0	0	1	0	1.000
Jaxson West	.000	1-0	1	0	0	0	0	0	0	0	.000	0	0	0	0	.000	0	0	0-0	0	0	0	.000
Totals	.215	6	205	25	44	5	0	4	23	61	.298	25	5	61	4	.314	1	2	3-3	166	51	4	.982
Opponents	.235	6	200	30	47	6	0	7	26	74	.370	15	8	58	2	.314	0	7	13-16	168	57	4	.983

LOB - Team (45), Opp (34). DPs turned - Team (2), Opp (4). IBB - Team (2), Johnson 2, Opp (1).

**(Conference games only Sorted by Earned run avg)**

Player	era	w-l	app	gs	cg	sho	sv	ip	h	r	er	bb	so	2b	3b	hr	b/avg	wp	hp	bk	sfa	sha
-----																						
Hagan Banks	0.00	0-0	2	1	0	0/0	0	6.0	4	0	0	0	4	1	0	0	.190	0	0	0	0	1
Connor Ball	0.00	0-0	1	0	0	0/0	0	2.1	1	0	0	0	1	0	0	0	.125	0	0	0	0	0
Kade Woods	1.59	1-0	2	0	0	0/0	1	5.2	1	1	1	0	11	0	0	1	.059	0	0	0	0	0
Grayson Hitt	2.31	1-0	2	2	0	0/0	0	11.2	9	4	3	6	10	0	0	1	.225	1	0	0	0	2
Zane Probst	3.38	0-0	2	0	0	0/0	0	2.2	5	1	1	0	3	0	0	0	.455	0	0	0	0	1
Braylon Myers	3.86	0-1	1	0	0	0/0	0	2.1	1	1	1	0	0	0	0	0	.125	0	1	0	0	0
Ben Hess	5.68	0-0	2	2	0	0/0	0	12.2	13	9	8	1	18	4	0	3	.265	0	2	0	0	2
Riley Quick	6.75	0-1	2	0	0	0/0	0	2.2	4	2	2	1	3	0	0	1	.333	1	1	0	0	0
Luke Holman	9.00	0-1	1	1	0	0/0	0	3.0	4	4	3	3	2	0	0	0	.364	1	1	0	0	1
Hunter Furtado	9.53	0-1	2	0	0	0/0	0	5.2	4	6	6	2	6	0	0	1	.200	1	2	0	0	0
Brock Blatter	27.00	0-0	1	0	0	0/0	0	0.2	1	2	2	2	0	1	0	0	.333	0	1	1	0	0
Totals	4.39	2-4	6	6	0	0/0	1	55.1	47	30	27	15	58	6	0	7	.235	4	8	1	0	7
Opponents	3.70	4-2	6	6	1	1/0	1	56.0	44	25	23	25	61	5	0	4	.215	7	5	0	1	2

PB - Team (2), Guscette 2, Opp (2). Pickoffs - Team (2), Probst 1, Guscette 1. SBA/ATT - Tamez (8-9), Guscette (5-7), Quick (4-4), Hitt (2-3), Furtado (2-3), Probst (3-3), Ball (1-1), Hess (1-1), Holman (0-1).

## 2023 CUMULATIVE SEC STATS



**Crimson Tide Baseball**  
**Conference statistics for Alabama (as of Mar 29, 2023)**  
**(Conference games only Sorted by Fielding pct)**

Player	c	po	a	e	fld%	dp	sba	csb	sba%	pb	ci
Drew Williamson	45	43	2	0	1.000	2	0	0	---	0	0
Ed Johnson	24	9	15	0	1.000	1	0	0	---	0	0
Dominic Tamez	18	17	1	0	1.000	0	8	1	.889	0	0
Caden Rose	15	15	0	0	1.000	0	0	0	---	0	0
Tommy Seidl	13	13	0	0	1.000	0	0	0	---	0	0
Colby Shelton	13	5	8	0	1.000	1	0	0	---	0	0
Andrew Pinckney	10	10	0	0	1.000	0	0	0	---	0	0
Max Williams	3	3	0	0	1.000	0	0	0	---	0	0
William Hamiter	2	2	0	0	1.000	0	0	0	---	0	0
Zane Probst	2	0	2	0	1.000	0	3	0	1.000	0	0
Hunter Furtado	2	1	1	0	1.000	0	2	1	.667	0	0
Grayson Hitt	2	0	2	0	1.000	0	2	1	.667	0	0
Riley Quick	1	0	1	0	1.000	0	4	0	1.000	0	0
Will Portera	1	0	1	0	1.000	0	0	0	---	0	0
Mac Guscette	45	37	7	1	.978	0	5	2	.714	2	0
Jim Jarvis	22	11	10	1	.955	1	0	0	---	0	0
Ben Hess	2	0	1	1	.500	0	1	0	1.000	0	0
Luke Holman	1	0	0	1	.000	0	0	1	.000	0	0
Connor Ball	0	0	0	0	.000	0	1	0	1.000	0	0
Brock Blatter	0	0	0	0	.000	0	0	0	---	0	0
Hagan Banks	0	0	0	0	.000	0	0	0	---	0	0
Will Hodo	0	0	0	0	.000	0	0	0	---	0	0
Braylon Myers	0	0	0	0	.000	0	0	0	---	0	0
Jaxson West	0	0	0	0	.000	0	0	0	---	0	0
Kade Woods	0	0	0	0	.000	0	0	0	---	0	0
Totals	221	166	51	4	.982	2	13	3	.813	2	0
Opponents	229	168	57	4	.983	4	3	0	1.000	2	0

Hitting minimums - 1 Games 50% of Games 1.0 AB/Game

Pitching minimums - 1 Games 15 IP

# 2023 TEAM MISCELLANEOUS STATS [OVERALL]



## Crimson Tide Baseball Miscellaneous Stats for Alabama (as of Mar 29, 2023) (All games)



<b>Multiple Hit Games</b>	<b>2</b>	<b>3</b>	<b>4</b>	<b>5+</b>	<b>Total</b>
Drew Williamson	9	1	1	-	11
Colby Shelton	7	1	-	-	8
Andrew Pinckney	5	2	1	-	8
Jim Jarvis	6	1	-	-	7
Ed Johnson	6	1	-	-	7
Tommy Seidl	3	2	1	-	6
Dominic Tamez	5	-	-	-	5
Will Hodo	1	3	-	-	4
Mac Guscette	2	2	-	-	4
Caden Rose	3	-	-	-	3
William Hamiter	2	-	-	-	2
Bryce Eblin	1	1	-	-	2
Camden Hayslip	1	-	-	-	1
Will Portera	1	-	-	-	1
Max Williams	1	-	-	-	1
TEAM	53	14	3	0	70

<b>Multiple RBI Games</b>	<b>2</b>	<b>3</b>	<b>4</b>	<b>5+</b>	<b>Total</b>
Drew Williamson	2	2	1	1	6
Colby Shelton	2	1	1	1	5
Caden Rose	4	-	-	1	5
Mac Guscette	3	-	1	1	5
Ed Johnson	2	-	1	1	4
Will Hodo	2	1	1	-	4
Tommy Seidl	2	-	1	1	4
Dominic Tamez	2	1	-	-	3
Bryce Eblin	2	-	1	-	3
Max Williams	2	-	-	-	2
Andrew Pinckney	2	-	-	-	2
Jim Jarvis	1	1	-	-	2
Camden Hayslip	1	-	1	-	2
TEAM	27	6	8	6	47

<b>Hitting Streaks</b>	<b>Longest</b>	<b>Current</b>
Andrew Pinckney	11	4
Colby Shelton	10	1
Ed Johnson	8	1
Will Hodo	7	5
Drew Williamson	7	-
Jim Jarvis	7	7
Caden Rose	6	3
Mac Guscette	5	-
Tommy Seidl	4	1
William Hamiter	3	3
Bryce Eblin	3	-
Dominic Tamez	3	1
Max Williams	2	-
Will Portera	2	-
Jaxson West	2	-
Camden Hayslip	1	-
Mason Swinney	1	1

<b>Reached Base Streaks</b>	<b>Longest</b>	<b>Current</b>
Ed Johnson	18	4
Drew Williamson	18	-
Caden Rose	17	4
Will Hodo	17	5
Jim Jarvis	13	8
Colby Shelton	12	3
Andrew Pinckney	11	7
Dominic Tamez	8	1
Max Williams	7	-
Tommy Seidl	7	1
Mac Guscette	6	-
Jaxson West	5	-
Bryce Eblin	4	-
William Hamiter	3	3
Mason Swinney	3	1
Will Portera	2	-
Ryan Guardino	2	1
Camden Hayslip	1	-

## 2023 TEAM MISCELLANEOUS STATS [SEC]



**Crimson Tide Baseball**  
**Miscellaneous Stats for Alabama (as of Mar 29, 2023)**  
**(Conference games only)**




<b>Multiple Hit Games</b>	<b>2</b>	<b>3</b>	<b>4</b>	<b>5+</b>	<b>Total</b>
Andrew Pinckney	2	-	-	-	2
Jim Jarvis	2	-	-	-	2
Tommy Seidl	1	-	-	-	1
William Hamiter	1	-	-	-	1
Ed Johnson	1	-	-	-	1
Will Hodo	-	1	-	-	1
Colby Shelton	-	1	-	-	1
Drew Williamson	-	-	1	-	1
TEAM	7	2	1	0	10

<b>Multiple RBI Games</b>	<b>2</b>	<b>3</b>	<b>4</b>	<b>5+</b>	<b>Total</b>
Andrew Pinckney	1	-	-	-	1
Drew Williamson	-	-	-	1	1
Caden Rose	1	-	-	-	1
TEAM	2	0	0	1	3

<b>Hitting Streaks</b>	<b>Longest</b>	<b>Current</b>
Jim Jarvis	5	5
Andrew Pinckney	4	4
Drew Williamson	3	-
Will Hodo	3	3
William Hamiter	2	2
Colby Shelton	2	-
Caden Rose	2	2
Ed Johnson	2	-
Dominic Tamez	1	1
Mac Guscette	1	-
Tommy Seidl	1	-
Max Williams	1	-

<b>Reached Base Streaks</b>	<b>Longest</b>	<b>Current</b>
Ed Johnson	6	6
Jim Jarvis	6	6
Andrew Pinckney	5	5
Caden Rose	3	3
Colby Shelton	3	2
Drew Williamson	3	-
Will Hodo	3	3
Mac Guscette	2	-
William Hamiter	2	2
Dominic Tamez	1	1
Tommy Seidl	1	-
Max Williams	1	-




**WILL HODO**  
INF/OF L-R • 6-3 • 225 • So.  
Waynesboro, Miss.  
Wayne Academy



**MASON SWINNEY**  
INF R-R • 6-2 • 195 • Fr.  
Hodges, Ala.  
Phil Campbell



**DOMINIC TAMEZ**  
C R-R • 5-10 • 205 • Jr.  
San Antonio, Texas  
McLennan C.C./Arkansas/Lady Bird Johnson




**RILEY QUICK**  
RHP R-R • 6-6 • 260 • Fr.  
Trussville, Ala.  
Hewitt-Trussville



**ED JOHNSON**  
INF R-R • 6-1 • 190 • Gr.  
Trussville, Ala.  
Tenn. Tech/Auburn/Hewitt-Trussville



**CADEN ROSE**  
OF/INF R-R • 5-10 • 185 • Jr.  
Madison, Ala.  
Bob Jones




**KADE WOODS**  
RHP R-R • 6-3 • 205 • R-Fr.  
Monroe, La.  
Ouachita Christian



**MAC GUSCETTE**  
C R-R • 6-0 • 200 • Jr.  
Nokomis, Fla.  
Florida/Venice



**JIM JARVIS**  
INF L-R • 5-10 • 190 • Sr.  
San Diego, Calif.  
Clairemont



**WILLIAM HAMITER**  
OF L-R • 5-11 • 200 • Sr.  
Tuscaloosa, Ala.  
Northridge




**HUNTER FURTADO**  
LHP R-L • 6-4 • 210 • Jr.  
Lake Worth, Fla.  
Wake Forest/The King's Academy



**BYRCE EBLIN**  
INF L-R • 5-11 • 185 • Jr.  
Greenwood, Ind.  
Center Grove



**ANTOINE JEAN**  
LHP R-L • 6-1 • 190 • Sr.  
Montreal, Quebec  
Ecole Edouard-Montpetit



**COLBY SHELTON**  
INF L-R • 6-0 • 200 • Fr.  
Lithia, Fla.  
Bloomdale




**DYLAN LONERGAN**  
RHP R-R • 6-2 • 215 • Fr.  
Snellville, Ga.  
Brookwood




**DREW WILLIAMSON**  
INF L-R • 6-4 • 225 • Gr.  
Brewton, Ala.  
T.R. Miller



**ZANE PROBST**  
RHP R-R • 6-4 • 215 • Jr.  
Mill Hall, Pa.  
Seton Hall/Central Mountain



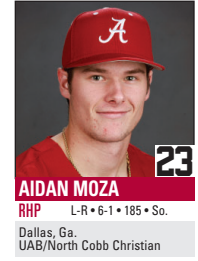
**TOMMY SEIDL**  
OF R-R • 6-1 • 220 • R-Sr.  
Wellesley, Mass.  
Harvard/St. Sebastian's School



**ANDREW PINCKNEY**  
OF R-R • 6-3 • 215 • R-Jr.  
Peachtree City, Ga.  
McIntosh




**CAMDEN HAYSLIP**  
OF L-L • 6-2 • 205 • So.  
Lebanon, Tenn.  
Friendship Christian



**AIDAN MOZA**  
RHP L-R • 6-1 • 185 • So.  
Dallas, Ga.  
UAB/North Cobb Christian



**BROCK BLATTER**  
RHP R-R • 6-6 • 230 • Fr.  
Billings, Mont.  
Billings Central Catholic



**MAX WILLIAMS**  
OF L-L • 6-2 • 200 • Fr.  
Fleming Island, Fla.  
Clay



**GRAYSON HITT**  
LHP R-L • 6-3 • 210 • Jr.  
Germantown, Tenn.  
Houston



**BEN HESS**  
RHP R-R • 6-5 • 250 • So.  
Charleston, Ill.  
Charleston




**RYAN GUARDINO**  
OF R-R • 6-4 • 215 • Gr.  
Santa Barbara, Calif.  
Tenn. Tech/Worland/Santa Barbara C.C./San Marcos



**BRAYDEN GAINNEY**  
RHP R-R • 6-0 • 200 • Sr.  
Panama City, Fla.  
Gulf Coast S.C./A. Crawford Mosley



**JAKE LEGER**  
LHP L-L • 5-10 • 215 • Sr.  
Lexington, Neb.  
Iowa Western C.C./Lexington



**WILL PORTERA**  
C/INF S-R • 5-10 • 205 • R-So.  
Memphis, Tenn.  
Memphis University School



**BRAYLON MYERS**  
RHP L-R • 6-2 • 220 • So.  
Bessemer, Ala.  
Oak Grove



**JACKSON REYNOLDS**  
RHP R-R • 6-5 • 200 • Gr.  
Opelika, Ala.  
UAB/Auburn/Shelton State C.C./Opelika




**JACOB MCNAIRY**  
RHP R-R • 6-2 • 205 • Gr.  
Athens, Ala.  
Athens



**LUKE HOLMAN**  
RHP R-R • 6-4 • 195 • So.  
Sinking Spring, Pa.  
Wilson



**HAGAN BANKS**  
RHP R-R • 6-4 • 200 • So.  
Plainville, Ga.  
Calhoun



**JAXSON WEST**  
C L-R • 6-0 • 195 • Fr.  
Tallahassee, Fla.  
Lawton Chiles



**GARRETT MCMILLAN**  
RHP/INF R-R • 6-4 • 235 • Sr.  
Tuscaloosa, Ala.  
Shelton State C.C./Hillcrest



**CONNOR BALL**  
LHP L-L • 6-0 • 165 • So.  
Sterrett, Ala.  
Chelsea



**ALTON DAVIS II**  
LHP L-L • 6-5 • 185 • Fr.  
Hueytown, Ala.  
Hueytown



**HUNTER HOOPES**  
RHP R-R • 6-1 • 200 • Gr.  
Fairfax, Va.  
John A. Logan C.C./UNCA/W.T. Woodson



**BRAD BOHANNON**  
6<sup>th</sup> Year Head Coach  
Berry College, 1998



**JASON JACKSON**  
6<sup>th</sup> Year Assistant Coach  
Florida State, 2000



**MATT REIDA**  
2<sup>nd</sup> Year Assistant Coach  
Kentucky, 2014



**HUNTER MORRIS**  
2<sup>nd</sup> Year Assistant Coach  
Auburn, 2017



**JACK HOEHL**  
6<sup>th</sup> Year Director of Operations  
Auburn, 2012



**SEAN STRYKER**  
6<sup>th</sup> Year Athletic Trainer  
Penn State, 2012



**BRETT PRICE**  
5<sup>th</sup> Year Strength & Conditioning  
Troy, 2013