



# Illinois State Baseball



GoRedbirds.com



@RedbirdBaseball



@isuredbirdbaseball



@RedbirdBaseball



Illinois State Baseball

122nd season - NCAA Tournament (2019, 2010, 1994, 1976) - 1969 College Division World Series Champions - 123 Professional Players All-Time

## Athletics Communications

Scott Beaton, Illinois State Athletics Communications

C: (248) 880-6115 | O: (309) 438-1044

Email: sbeato@ilstu.edu | Website: GoRedbirds.com

Date Opponent Result/Central Time

FEBRUARY (4 - 3) Current Record RPI SOS

2/17 at Austin Peay 2-5 142 63 W, 13-2 (8)

2/18 at Austin Peay 2-5 142 63 L, 1-9

2/19 at Austin Peay 2-5 142 63 W, 14-13 (10)

2/21 at SIUE 2-2 37 81 L, 5-6 (10)

2/24 at Arkansas State 4-3 190 192 W, 6-2

2/25 at Arkansas State 4-3 190 192 W, 12-8

2/26 at Arkansas State 4-3 190 192 L, 10-14

MARCH (0 - 0)

3/1 at 3 Arkansas 5-2 11 16 3:00 PM

3/3 at Central Arkansas 3-4 183 175 6:00 PM

3/4 at Central Arkansas 3-4 183 175 4:00 PM

3/5 at Central Arkansas 3-4 183 175 1:00 PM

3/10 at Nebraska 3-3 1 3 2 4:05 PM

3/11 at Nebraska 3-3 1 3 2 2:05 PM

3/12 at Nebraska 3-3 1 3 2 1:05 PM

3/17 EASTERN ILLINOIS 4-2 40 82 5:00 PM

3/18 EASTERN ILLINOIS 4-2 40 82 3:00 PM

3/19 EASTERN ILLINOIS 4-2 40 82 1:00 PM

3/21 MINNESOTA 0-7 272 195 5:00 PM

3/22 MINNESOTA 0-7 272 195 1:00 PM

3/24 at Belmont\* 2-6 194 122 4:00 PM

3/25 at Belmont\* 2-6 194 122 2:00 PM

3/26 at Belmont\* 2-6 194 122 1:00 PM

3/28 24 IOWA 5-1 14 57 5:00 PM

3/31 MISSOURI STATE\* 5-2 45 90 5:00 PM

APRIL (0 - 0)

4/1 MISSOURI STATE\* 5-2 45 90 3:00 PM

4/2 MISSOURI STATE\* 5-2 45 90 1:00 PM

4/4 at Illinois 4-3 7 11 6:00 PM

4/5 at Western Illinois 1-7 156 53 3:00 PM

4/7 at Indiana State\* 2-5 84 26 6:00 PM

4/8 at Indiana State\* 2-5 84 26 2:00 PM

4/9 at Indiana State\* 2-5 84 26 1:00 PM

4/11 ILLINOIS 4-3 7 11 5:00 PM

4/14 MURRAY STATE\* 2-5 270 275 5:00 PM

4/15 MURRAY STATE\* 2-5 270 275 3:00 PM

4/16 MURRAY STATE\* 2-5 270 275 1:00 PM

4/18 MILWAUKEE 4-2 161 226 5:00 PM

4/19 at Northern Illinois 1-6 199 129 3:00 PM

4/21 at Bradley\* 2-3 136 140 11:00 AM

4/22 at Bradley\* 2-3 136 140 11:00 AM

4/23 at Bradley\* 2-3 136 140 11:00 AM

4/25 LINDENWOOD 1-3 198 49 5:00 PM

4/26 NORTHERN ILLINOIS 1-6 199 129 5:00 PM

4/28 at Southern Illinois\* 3-5 125 119 6:00 PM

4/29 at Southern Illinois\* 3-5 125 119 2:00 PM

4/30 at Southern Illinois\* 3-5 125 119 1:00 PM

MAY (0 - 0)

5/2 at 24 Iowa 5-1 14 57 6:05 PM

5/5 EVANSVILLE\* 2-5 157 79 5:00 PM

5/6 EVANSVILLE\* 2-5 157 79 3:00 PM

5/7 EVANSVILLE\* 2-5 157 79 1:00 PM

5/12 UIC\* 4-3 100 147 5:00 PM

5/13 UIC\* 4-3 100 147 3:00 PM

5/14 UIC\* 4-3 100 147 1:00 PM

5/18 at Valparaiso\* 4-2 17 45 3:00 PM

5/19 at Valparaiso\* 4-2 17 45 1:00 PM

5/20 at Valparaiso\* 4-2 17 45 1:00 PM

5/24 at MVC Tournament (INS) TBA

SCHEDULE KEY

\* Missouri Valley Conference Game

Home games in BOLD CAPS

All times are CT

## LAST GAME STARTERS

1 - Rasmussen	C - Swarmer
2 - Cheng	1B - Flores
3 - Nichols	2B - Kubo
4 - Rabin	3B - Nichols
5 - Kubo	SS - Cheng
6 - Pacella	LF - Pacella
7 - Flores	CF - Stenger
8 - Swarmer	RF - Rasmussen
9 - Stenger	DH - Rabin
	SP - Sinisko

Starters lost from 2022

CF, Ryan Cermak

1B, Jake McCaw

3B, Nick Gile

C, Kayden Beauregard

Notable arms lost from 2022

Colin Wyman, Keegan Gagliardo

## Game 8: at Arkansas

SERIES HISTORY - Arkansas

Overall ----- ARK, 9-4

First Meeting ----- 1950

Last Meeting ---- 2/20/22, ARK Win, 4-2



ILLINOIS STATE REDBIRDS (RPI: 69 SOS: 111)

OVERALL: 4-3, MVC: 0-0, H: 0-0, A: 4-3, N: 0-0

RUNS SCORED / GAME ----- 8.7

RUNS ALLOWED / GAME ----- 7.7

BATTING AVERAGE ----- .278

ON-BASE PERCENTAGE ----- .391

SLUGGING PERCENTAGE ----- .416

HOME RUNS ----- 6

EXTRA BASE HITS ----- 21

K:BB (Team Hitting) ----- 64:38 (1.68)

FIELDING PERCENTAGE ----- .953

LEADER IN ASSISTS ----- Cheng, 15

ERA (min. 6 innings) ----- Kubiatowicz, 0.00

K:BB (Team Pitching) ----- 81:38 (2.19)

HEAD COACH ----- Steve Holm (5th season)

ISU/CAREER RECORD ----- 91-103 (.469)

ARKANSAS RAZORBACKS (RPI: 11, SOS: 16)

OVERALL: 5-2, SEC: 0-0, H: 3-1, A: 0-0, N: 2-1

RUNS SCORED / GAME ----- 8.9

RUNS ALLOWED / GAME ----- 6.4

BATTING AVERAGE ----- .297

ON-BASE PERCENTAGE ----- .402

SLUGGING PERCENTAGE ----- .485

HOME RUNS ----- 9

EXTRA BASE HITS ----- 24

K:BB (Team Hitting) ----- 54:36 (1.50)

FIELDING PERCENTAGE ----- .979

LEADER IN ASSISTS ----- Bolton, 21

ERA (min. 6 innings) ----- Smith, 0.00

K: BB (Team Pitching) ----- 67:32 (2.09)

## Quick Hits on the Redbirds

### SERIES WIN AT ARKANSAS STATE

• Illinois State took its second series of 2023 (matching its series win total from 2022), beating Arkansas State in the first two games before falling in the series finale.

• Fifth-year senior **Derek Salata** threw six innings with 12 strikeouts in game one while five Redbirds had multi-hit games in game two to lead the Redbirds to victory.

• A lackluster defensive showing yielded a 14-run outburst for ASU on Sunday as the ISU's 10 runs weren't enough to sweep the series.

### HOME RUNS FOR PACELLA

• Highly-touted freshman **Daniel Pacella** struck in the 9th inning of 2/21's game at SIUE, smacking his first career home run to center field.

• He also provided a key insurance run with a home run to left-center in the 7th inning of Friday's win at ASU.

• Pacella is off to a strong start at the plate, hitting **.308 (8-for-26)** over six starts and seven games played.

### FOUR WITH TWO+ STEALS IN A GAME

• Illinois State, which stole 37 bases in 2022 (.725 per game), already has 14 steals through seven games (2 per game) in 2023.

• Fourth-year junior **Shay Kubo**, third-year junior **Auggie Rasmussen**, and second-year sophomores **Blake Stenger** and **Noah Rabin** each have a game with multiple steals.

## Game Information

March 1 at Arkansas

Links on GoRedbirds.com

Tuesday at 3:00 p.m. CT - SECN+

Live Stats: Stat Broadcast

Links: Available on ISU website

## Last 10 Meetings

ARK lead, 7-3

2/20/22 - L, 2-4 @ ARK

2/19/22 - L, 1-5 @ ARK

2/18/22 - W, 3-2 @ ARK

3/3/20 - W, 8-7 @ ARK

2/25/07 - L, 8-9 @ ARK

2/24/07 - W, 12-10 @ ARK

2/23/07 - L, 1-12 @ ARK

3/8/92 - L, 4-15 @ ARK

3/7/92 - L, 5-6 @ ARK

3/6/92 - L, 3-14 @ ARK

## Everything Redbird Baseball



## PROJECTED STARTERS

POS	B/T	Name	AVG	K/BB	HR	XBH	RBI	R	SB
C	R/R	Dylan Swarmer	.167	2:1	0	0	1	4	1
1B	R/R	Adrian Flores	.550	4:3	1	3	6	4	0
2B	R/R	Shay Kubo	.324	9:0	0	0	8	5	2
3B	L/R	Greg Nichols	.379	6:6	1	3	6	11	0
SS	R/R	Luke Cheng	.300	5:5	0	2	4	12	1
LF	L/L	Daniel Pacella	.308	8:4	2	2	7	4	0
CF	R/R	JT Sokolove	.133	7:6	1	1	2	2	2
RF	L/R	Auggie Rasmussen	.241	5:3	1	5	8	8	2
DH	L/R	Noah Rabin	.192	9:7	0	3	4	5	2

## PROJECTED STARTING PITCHERS

Game	R/L	Name	ERA	IP	K	BB	H	R	ER
1	R	Thomas Harper	3.60	5	6	5	5	2	2

## LIKELY RELIEF OPTIONS

APP	R/L	Name	ERA	IP	K	BB	H	R	ER
2	L	Jared Hart	12.27	3.2	6	3	9	6	5
3	R	Erik Kubiatowicz	0.00	6.2	9	2	0	0	0
2	R	Elijah Dale	5.14	7	13	2	6	4	4
4	R	Jayson Hibbard	6.75	5.1	5	2	9	5	4
2	R	Cameron Mabee	6.75	6.2	2	2	10	6	5
2	L	Ryan Weaver	0.00	1.2	2	2	1	0	0

No.	Name	Ht.	Wt.	Pos.	Class	Elig. Pre-2023	B/T	Hometown/Last School
1	Shai Robinson	6-0	180	INF	1 - Fr.	4 years	R/R	Flossmoor, Ill./Homewood Flossmoor HS
2	JP Gauthier	6-2	180	OF	2 - So.	3 years	R/R	De Pere, Wis./De Pere HS
3	Ryan Borberg	6-2	190	RHP	1 - Fr.	4 years	R/R	Lake Quivia, Kan./Shawnee Mission NW HS
4	Adrian Flores	5-9	185	C	4 - Jr.	2 years	R/R	Santa Cruz, Calif./Cabrillo College
5	Luke Cheng	6-0	180	INF	3 - Jr.	2 years	R/R	Olney, Md./Sherwood HS
6	James Duncan	6-1	190	OF	1 - Fr.	4 years	L/L	Sussex, Wis./Arrowhead HS
8	Ben Karpowicz	6-0	200	INF	1 - Fr.	4 years	R/R	Elgin, Ill./South Elgin HS
10	Auggie Rasmussen	5-11	190	OF	3 - Jr.	2 years	L/L	Blair, Neb./Iowa Western CC
11	JT Sokolove	5-11	175	OF	2 - So.	3 years	R/R	Hudsonville, Mich./Hudsonville HS
14	Luke Lawrence	6-0	185	C	2 - Fr.	3 years	L/R	Evergreen Park, Ill./Webster
15	Connor Olson	6-0	205	OF	5 - Sr.	1 year	L/R	Wheaton, Ill./Wabash JC
17	Greg Nichols	6-2	185	INF	4 - Jr.	2 years	L/R	Roseville, Calif./Sacramento City College
19	Tyler Woltman	5-9	165	C	3 - So.	2 years	R/R	Wheaton, Ill./Wheaton North HS
21	Blake Stenger	6-1	205	OF	3 - So.	3 years	R/R	Gretna, Neb./Iowa Western CC
22	Justin Schubert	6-2	195	RHP	5 - Jr.	2 years	R/R	Redlands, Calif./Fullerton College
23	Judah Morris	6-3	245	1B	3 - So.	3 years	R/R	Mather, Calif./Cosumnes River College
24	Daniel Pacella	6-3	235	1B/OF	1 - Fr.	4 years	L/L	Mundelein, Ill./Mundelein HS
25	Ryan Weaver	6-2	195	LHP	2 - So.	3 years	L/R	Cary, Ill./Cary-Grove III.
26	Dylan Swarmer	5-11	195	C	5 - Sr.	1 year	R/R	Valencia, Penn./Youngstown State
27	Shay Kubo	5-8	165	INF	4 - Jr.	2 years	R/R	Waipahu, Haw./Northern Colorado
28	Jordan Lussier	6-2	200	RHP	4 - Jr.	2 years	R/R	Winnipeg, Manitoba/Chandeler-Gilbert CC
29	Nick Strong	6-2	205	C	2 - So.	3 years	R/R	Fairfield, Calif./Delta College
30	Noah Rabin	5-11	195	INF	2 - So.	3 years	L/R	Sebastapol, Calif./Santa Rosa JC
31	Elijah Dale	5-11	175	RHP	3 - Jr.	2 years	R/R	St. Louis, Mo./Kansas State
32	Trey Krause	6-0	185	LHP	4 - So.	3 years	L/L	Burlington, Wis./Burlington HS
33	Cameron Mabee	6-3	220	RHP	4 - Jr.	2 years	R/R	Temecula, Calif./Cal Poly Pomona
34	Jared Hart	6-0	185	LHP	6 - Sr.	1 year	L/L	Cedar Park, Texas/Wabash Valley College
35	Gradin Taschner	6-3	235	RHP	1 - Fr.	4 years	R/R	Neenah, Wis./Neenah HS
36	Thomas Harper	6-4	205	RHP	1 - Fr.	4 years	R/R	Wauwatosa, Wis./Wauatosa East HS
37	Justin Foy	6-4	210	RHP	5 - Sr.	1 year	R/R	Taylor Ridge, Ill./Western Illinois
38	Tyrelle Chadwick	6-3	225	RHP	1 - Fr.	4 years	R/R	Kamloops, B.C./Okotoks HS
39	Joey Wilmoth	6-2	185	RHP	1 - Fr.	4 years	R/R	Fishers, Ind./Fishers HS
40	Erik Kubiawicz	6-3	225	RHP	4 - Jr.	2 years	R/R	Oakdale, Minn./North HS
41	Kolton Scherbenske	6-2	210	RHP	5 - Sr.	1 year	R/R	Rapid City, S.D./Charlotte
42	MacCallan Conklin	6-1	190	OF	2 - So.	3 years	R/R	Normal, Ill./University HS
43	Sean Sinisko	6-5	230	LHP	5 - Jr.	2 years	L/L	Geneva, Ill./Geneva HS
44	Jayson Hibbard	6-5	245	RHP	4 - Jr.	2 years	R/R	Kuna, Idaho/Oregon State
48	Zach Holcomb	5-10	180	LHP	3 - So.	2 years	L/L	Oviedo, Fla./Pittsburgh
51	Derek Salata	6-3	210	RHP	5 - Sr.	1 year	R/R	Westchester, Ill./Nazareth Academy

3 Ryan Borberg	8 Ben Karpowicz	1 Shai Robinson	<b>BY STATE/ PROVINCE</b>	<b>BY POSITION</b>	<b>BY ELIGIBILITY ( PRE-2023)</b>
38 Tyrelle Chadwick	32 Trey Krause	51 Derek Salata	Illinois-----11	Pitcher-----19	1 year-----6
5 Luke Cheng	40 Erik Kubiutowicz	41 Kolton Scherbenske	California-----7	Outfielder-----8	2 years-----15
42 MacCallan Conklin	27 Shay Kubo	22 Justin Schubert	Wisconsin-----5	Infielder-----7	3 years-----9
31 Elijah Dale	14 Luke Lawrence	43 Sean Sinsiko	Nebraska-----2	Catcher-----5	4 years-----9
6 James Duncan	28 Jordan Lussier	11 JT Sokolove	British Columbia-----1		
4 Adrian Flores	33 Cameron Mabee	21 Blake Stenger	Florida-----1	<b>BY HAND</b>	
37 Justin Foy	23 Judah Morris	29 Nick Strong	Hawaii-----1	Right-Handed Pitcher-----14	<b>BY SCHOOL</b>
2 JP Gauthier	17 Greg Nichols	26 Dylan Swarmer	Idaho-----1	Left-Handed Pitcher-----5	Transfer-----20
36 Thomas Harper	15 Connor Olson	35 Gradin Taschner	Indiana-----1	Ambidextrous Pitcher-----0	Non-Transfer-----19
34 Jared Hart	24 Daniel Pacella	25 Ryan Weaver	Kansas-----1	Right-Handed Hitter-----13	Four-Year Transfer-----7
44 Jayson Hibbard	30 Noah Rabin	39 Joey Wilmoth	Manitoba-----1	Left-Handed Hitter-----7	JUCO Transfer-----13
48 Zach Holcomb	10 Auggie Rasmussen	19 Tyler Woltman	Maryland-----1	Switch Hitter-----0	
			Michigan-----1		
			Minnesota-----1		
			Missouri-----1		
			Pennsylvania-----1		
			South Dakota-----1		
			Texas-----1		

## Illinois State Information

Location ----- Normal, Ill.  
 Founded / Enrollment ----- 1857 / 21,039  
 Nickname / Colors ----- Redbirds / Red and White  
 Conference ----- Missouri Valley  
 Home Field ----- Duffy Bass Field  
 (Turf Infield, Grass Outfield, Synthetic Dirt Mound)  
 President ----- Dr. Larry Dietz (Southern Illinois '70)  
 Director of Athletics ----- Kyle Brennan (Calvin, '99)

## 2022 Season

2022 Record ----- 20-31  
 2022 MVC Record ----- 7-14  
 Home Record ----- 9-9  
 Away Record ----- 11-22  
 Neutral Site Record ----- 0-0  
 Regular Season Finish ----- 7th  
 MVC Tournament Finish ----- Lost to MOST  
 Postseason ----- N/A

## Program History

First Year of Baseball (Seasons) ----- 1890 (2023 is 122nd)  
 All-Time Overall Record ----- 1,916-1,819-22  
 MVC Regular Season Titles ----- 3 (2019, 2013, 2010)  
 MVC Tournament Titles ----- 2 (2010, 1994)  
 NCAA Tournament Appearances ----- 4  
 ----- (2019, 2010, 1994, 1976)  
 All-Americans ----- 15  
 MVC Coach of the Year ----- 3  
 MVC Player of the Year ----- 2  
 MVC Pitcher of the Year ----- 2  
 MVC Defensive Player of the Year ----- 2  
 MVC Newcomer of the Year ----- 1

## Coaching Staff

Head Coach ----- Steve Holm (5th Season)  
 -Record at ISU ----- 91-103 (.468)  
 -Head Coaching Record ----- 91-103 (.468)  
 -Alma Mater ----- Oral Roberts, '01  
 Ast. Head Coach/Recruiting Co. ----- Wally Crancer (5th Season)  
 -Alma Mater ----- Georgia Tech, '07  
 Assistant Coach ----- RD Spiehs (2nd Season)  
 -Alma Mater ----- Nebraska, '09  
 Assistant Coach ----- Derek Parola (3rd Season)  
 -Alma Mater ----- Illinois State, '18  
 Director of Baseball Operations ----- Colin Wyman (Illinois State, '21)

## Athletics Communications

Athletics Communications ----- Scott Beaton  
 Office Phone ----- 309-438-1044  
 Cell Phone ----- 248-880-6115  
 Work Email ----- sdbeato@ilstu.edu  
 Website ----- GoRedbirds.com  
 Mailing Address ----- 203A Horton Field House  
 ----- Campus Box 7130  
 ----- Normal, IL 61790-7130

## Last Time vs Arkansas

### Illinois State Baseball Illinois State at #2 Arkansas Feb 20, 2022 at Fayetteville, Ark. (Baum-Walker Stadium)

#### Illinois State 2 (1-2)

Player	ab	r	h	rbi	bb	so	po	a	lob
Soberano, Kyle 2b	4	0	0	0	0	1	3	0	3
Huggins, Aidan lf	4	0	1	0	0	0	1	1	
Cermak, Ryan cf	4	1	2	1	0	2	3	0	0
McCaw, Jake 1b	3	0	0	0	1	1	5	0	1
Flores, Adrian dh	4	1	1	0	0	2	0	0	2
Sabotnik, Jonathan rf	3	0	2	0	0	1	0	0	0
Blount, Josh rf	0	0	0	0	0	0	0	0	0
Beauregard, Kayden ph	1	0	0	0	0	1	0	0	0
Conklin, MacCallan rf	0	0	0	0	0	0	0	0	0
Gile, Nick 3b	3	0	0	1	1	1	3	1	0
Nichols, Greg ss	2	0	0	0	0	0	2	1	0
Olson, Connor ph	1	0	0	0	0	0	0	0	0
Cheng, Luke ss	0	0	0	0	0	0	0	0	0
Guathier, JP ph	1	0	1	0	0	0	0	0	0
Woltman, Tyler c	4	0	0	0	0	2	8	0	1
Salata, Derek p	0	0	0	0	0	0	0	0	0
Hart, Jared p	0	0	0	0	0	0	0	0	0
Scherbenske, Kolton p	0	0	0	0	0	0	0	0	0
Kubiatowicz, Erik p	0	0	0	0	0	0	0	0	0
Totals	34	2	7	2	2	11	24	3	8

#### Arkansas 4 (2-1)

Player	ab	r	h	rbi	bb	so	po	a	lob
Stovall 1b	5	1	2	0	0	0	10	0	0
Wallace 3b	4	0	1	0	1	0	1	2	2
Moore 2b	4	2	2	0	1	0	0	4	2
Lanzilli lf	4	0	1	1	0	1	1	0	1
Slavens dh	3	0	3	1	1	0	0	0	0
Webb cf	3	0	0	0	1	2	1	0	1
Gregory rf	3	1	1	1	1	1	1	0	3
Battles ss	4	0	2	1	0	1	1	6	2
Leach c	3	0	0	0	0	2	9	0	0
Turner c	1	0	0	0	0	1	3	0	0
Wiggins p	0	0	0	0	0	0	0	0	0
Ramage p	0	0	0	0	0	0	0	0	0
Totals	34	4	12	4	5	8	27	12	11

Score by Innings	1	2	3	4	5	6	7	8	9	R	H	E
Illinois State	0	1	0	0	0	0	0	1	0	2	7	1
Arkansas	0	0	0	1	2	0	0	1	X	4	12	1

E - Soberano(1); Leach(1). DP - ILS 1. LOB - ILS 8; Arkansas 11. 2B - Cermak(1); Sabotnik(1); Stovall(1); Moore 2(3); Battles(1). 3B - Wallace(1). HR - Cermak(1). HBP - Soberano. SB - Huggins(1); McCaw(1).

Illinois State	ip	h	r	er	bb	so	ab	bf
Salata, Derek	4.2	8	3	3	3	3	21	24
Hart, Jared	2.0	3	0	0	0	3	8	8
Scherbenske, Kolton	0.2	1	1	1	1	2	3	4
Kubiatowicz, Erik	0.2	0	0	0	1	0	2	3

Win - Wiggins (1-0). Loss - Salata (0-1). Save - Ramage (1).  
 WP - Scherbenske(1); Wiggins(1). HBP - by Ramage (Soberano). BK - Wiggins(1).

Umpires - HP: Keith Sanders 1B: Mark Wagers 2B: Michael Mazzarisi 3B: Greg Harmon  
 Start: 1:02 pm Time: 3:00 Attendance: 10434  
 Weather: Mid-50s, sunny, 22 mph wind

## Opponent Notes

### ABOUT THE OPPONENT

- Arkansas was 46-21 in 2022, going 28-7 at home.
- The Razorbacks are 5-2 to start the 2023 season, recording wins against Texas, Oklahoma State, Grambling, and Eastern Illinois (2)
- Arkansas is also scheduled to face common opponents with ISU: Eastern Illinois, Arkansas State, Central Arkansas, and Misosuri State

up, 4-2. Arkansas won game two of the series, 5-1, but the Redbirds recorded a 3-2 win against the 2nd-ranked Razorbacks on Opening Day.  
 ● Current Illinois State baseball Director of Operations **Colin Wyman** threw 3.2 innings in relief, allowing two runs in the Illinois State win on 2/18/2022

### SERIES HISTORY

- The Redbirds and Razorbacks have met 13 times previously, with Arkansas leading, 9-4.
- Their first meeting was in 1950.

### LAST MEETING

- ISU dropped the most recent 2/20/22 match-



**#1 1-YR FR Shai Robinson, INF (6'0, 180)**

- From Homewood Flossmoor HS and Flossmoor, Ill.
- Highly touted infielder
- 2023: 0-8 (.000), R, 3 K, 4 PO, 3 AST
- Last 5: R

**#2 2-YR SO JP Gauthier, OF (6'2, 180)**

- From De Pere HS in De Pere, Wis.
- Batted .373 as HS senior, earning 1st Team All-Conference
- 2022: 14-62 (.226), 2 2B, 4 RBI, 4 R, 23 K, 3 BB
- #8 MVC 2024 Draft Prospect, per D1Baseball
- 2023: 0-2 (.000), R, 2 K, SB
- Last 5: R, SB

**#3 1-YR FR Ryan Borberg, RHP (6'2, 190)**

- From Shawnee Mission NW HS and Lake Quivia, Kan.
- 2023: 2 app, 15.43 ERA, 2.1 IP, 3 H, 3 K, 3 BB

**#4 4-YR JR Adrian Flores, C (5'9, 185)**

- Transfer from Cabrillo College - first year at ISU in 2022
- In 2 seasons at Cabrillo: 43-for-143 (.301), .471 OBP (37 BB, 22 K), 2 HR (10 XBH), 23 RBI, 38 runs, 8 SB
- 2022: 12-57 (.211), RBI, 9 R, 17 K, 12 BB, SB
- 2023: 11-20 (.550), HR, 2 2B, 6 RBI, 4 R, 4 K, 3 BB
- Last 5: 11-19 (.579), HR, 2 2B, 6 RBI, 4 R, 3 K, 3 BB

**#5 3-YR JR Luke Cheng, INF (6'0, 180)**

- From Sherwood HS and Olney, Md.
- elite defender but has struggled defensively to start 2023
- 10-for-54 (.185) in 2021 ... hamstring injury on 4/16/21 derailed season
- Presidential Scholar (full ride for academics - BIZ major)
- 2022: 50-173 (.289), 5 2B, 26 RBI, 20 R, 34 K, 12 BB, 2 SB, 113 AST, 48 PO, 5 E
- #8 MVC 2023 Draft Prospect, per D1Baseball
- 2023: 9-30 (.300), 2 2B, 4 RBI, 12 R, 5 K, 5 BB, 12 PO, 15 AST, 6 E
- Last 5: 8-23 (.348), 2 2B, 4 RBI, 8 R, 2 K, 4 BB
- 2022 MVC All-Defense

**#6 1-YR FR James Duncan, OF (6'1, 190)**

- From Arrowhead HS and Sussex, Wis.
- 2023: -
- Last 5: -

**#8 1-YR FR Ben Karpowicz, INF (6'0, 200)**

- From South Elgin HS and Elgin, Ill.
- 2023: -
- Last 5: -

**#10 3-YR JR Auggie Rasmussen, OF (5'11, 190)**

- Transfer from Iowa Western - first year at ISU in 2023
- Two seasons at IWCC: 76 GP, 64-for-198 (.323), 7 HR, 51 RBI, 61 R, 23 SB
- 2023: 7-29 (.241), HR, 2 3B, 2 2B, 8 RBI, 8 R, 5 K, 3 BB, 2 SB
- Last 5: 7-24 (.292), HR, 2 3B, 2 2B, 8 RBI, 5 R, 3 K, 2 BB, 2 SB

**#11 2-YR SO JT Sokolove, OF (5'11, 175)**

- From Hudsonville HS and Hudsonville, Mich.
- All-State in baseball and football as a senior, named baseball Team MVP
- 2022: 17-67 (.254), HR, 2 2B, 7 RBI, 14 R, 12 K, 2 BB, 5 SB
- 2023: 2-15 (.133), HR, 2 RBI, 2 R, 7 K, 6 BB, 2 SB
- Last 5: 1-9 (.111), RBI, R, 4 K, 5 BB, 2 SB

**#14 2-YR FR Luke Lawrence, C/INF (6'0, 185)**

- Transfer from Webster (DIII in Mo. - just there one semester) - first year at ISU in 2023.
- 2023: 1-2 (.500), 2 RBI
- Last 5: 1-2 (.500), 2 RBI

**#15 5-YR SR Connor Olson, OF (6'0, 205)**

- Transfer from Wabash Valley JC (3rd), Elgin CC (2nd), and Illinois Wesleyan (1st) - first year at ISU in 2022.
- At Wabash Valley (2021): 37-for-98 (.378), 4 HR (18 XBH), 38 RBI, 38 runs
- 2022: 42-148 (.284), HR, 9 2B, 18 RBI, 24 R, 42 K, 17 BB, SB
- 2023: 1-2 (.500), 2B, 3 RBI, 2 BB, K
- Last 5: 1-2 (.500), 2B, 3 RBI, BB, K

**#17 4-YR JR Greg Nichols, INF (6'2, 185)**

- Transfer from Sacramento City College - first year at ISU in 2022.
- Career at SCC: 14-for-44 (.318), 2 HR, 4 2B, 14 RBI, 10 runs
- 2022: 35-145 (.241), HR, 3B, 7 2B, 16 RBI, 17 R, 47 K, 10 BB, 68 AST, 46 PO, 3 E
- 2023: 11-29 (.379), HR, 2 2B, 6 RBI, 11 R, 6 K, 6 BB, 5 PO, 8 AST, 1 E
- Last 5: 7-20 (.350), HR, 2 2B, 5 RBI, 7 R, 4 K, 6 BB
- 2022 MVC All-Defense

**#19 3-YR SO Tyler Woltman, C (5'9, 165)**

- From Wheaton North HS in Wheaton, Ill.
- Redshirted 2021 due to torn ACL
- 2022: 13-66 (.197), 2B, 11 RBI, 5 R, 14 K, 9 BB
- 2023: 0-2 (.000), K
- Last 5: 0-1

**#21 2-YR SO, Blake Stenger OF (6'0, 185)**

- Transfer from Iowa Western - first year at ISU in 2023
- One season at IWCC: 34 GP, 26-for-88 (.295), 3 HR, 17 RBI, 33 R, 16 SB

- 2023: 1-3 (.333), RBI, R, K, BB, 2 SB

- Last 5: 1-3 (.333), RBI, R, K, BB, 2 SB

**#22 5-YR SR, Justin Schubert RHP (6'2, 195)**

- Transfer from Fullerton College (3rd), Riverside City College (2nd), and New Mexico State (1st) - first year at ISU in 2022.
- Fullerton (2021): 7 starts, 39 IP, 5.54 ERA, 38 K, 20 BB
- 2022: 19 app, 6.43 ERA, 32 IP, 21 H, 29 K, 24 BB
- 2023: 1 app, 0.00 ERA, .2 IP, 2 K, 3 BB

**#23 3-YR SO Judah Morris, 1B (6'3, 235 )**

- Transfer from Cosumnes River College - first year at ISU in 2023.
- 2022 at CRC: 37 GP, 38-for-128 (.297), 9 HR, 29 RBI, 28 R
- 2023: -
- Last 5: -

**#24 1-YR FR Daniel Pacella, 1B/OF (6'3, 235)**

- From Mundelein HS and Mundelein, Ill.
- Highly-powered freshman
- 2023: 8-26 (.308), 2 HR, 7 RBI, 4 R, 8 K, 4 BB
- Last 5: 7-22 (.318), 2 HR, 6 RBI, 4 R, 7 K, 2 BB

**#25 2-YR SO Ryan Weaver, LHP (6'2, 195)**

- From Cary-Grove HS and Cary, Ill.
- 2022: 3 GS, 1.29 ERA, 7 IP, 6 H, 4 K, 4 BB
- 2023: 2 app, 0.00 ERA, 1.2 IP, H, 2 K, 2 BB

**#26 5-YR SR Dylan Swarmer, C (5'11, 195)**

- Transfer from Youngstown State - first year at ISU in 2023
- 4 seasons at YSU: 124 GP, .265 AVG, 6 HR, 43 RBI, 40 R
- 2023: 3-18 (.167), RBI, 4 R, 2 K, BB
- Last 5: 3-17 (.176), 2B, RBI, 4 R, SB

**#27 4-YR JR Shay Kubo, INF (5'8, 165)**

- Transfer from Northern Colorado - first year at ISU in 2023
- Three seasons at UNColo: 106 GP, 110-for-377 (.292), 10 HR, 58 RBI
- 2023: 11-34 (.324), 8 RBI, 5 R, 9 K, 2 SB, 26 PO, 9 AST, 0 E
- Last 5: 7-25 (.280), 5 RBI, 4 R

**#28 4-YR JR Jordan Lussier, RHP (6'2, 200)**

- Transfer from Chandler-Gilbert CC - first year at ISU in 2021.
- Chandler-Gilbert CC (2020): 27 IP, 1.67 ERA, 41 K
- 2021: 14 starts (15 app) 6-3, 74.1 IP, 4.36 ERA, 67 K
- Honorable Mention All-MVC in 2021 (3.49 ERA in MVC)
- 2022: 10 app, 5.64 ERA, 30.1 IP, 32 H, 23 K, 14 BB
- 2023: -

**#29 2-YR SO Nick Strong, C (6'2, 200)**

- Transfer from Delta College - first year at ISU in 2023
- Delta College in 2022: 30-for-129 (.230), 6 HR, 27 RBI, 31 R
- 2023: 1-7 (.143), RBI, 2 R, K
- Last 5: 1-3 (.333), 2 R

**#30 2-YR SO Noah Rabin, INF (5'11, 195)**

- Transfer from Santa Rosa JC - first year at ISU in 2023.
- Santa Rosa JC in 2022: 12-for-47 (.255), 5 HR, 15 RBI, 12 R, 2 SB
- 2023: 5-26 (.192), 3 2B, 4 RBI, 5 R, 9 K, 7 BB, 2 SB
- Last 5: 2-20 (.200), 2B, RBI, 4 R, 7 K, 5 BB

**#31 3-YR JR Elijah Dale, RHP (5'11, 175)**

- Transfer from Kansas State - first year at ISU in 2023.
- 2 seasons at KSU: 10 app, 7.1 IP, 20.86 ERA, 16 H, 10 BB, 11 K
- Recruited by Holm as SS out of HS, KSU converted to RHP
- #11 MVC 2023 Draft Prospect, per D1Baseball
- 2023: 2 app, 5.14 ERA, 7 IP, 6 H, 13 K, 2 BB

**#32 4-YR SO Trey Krause, LHP (6'0, 185)**

- From Burlington HS in Burlington, Wis. (MORE ON PG. 6)
- Diagnosed with Ewing's Sarcoma (cancer) in Feb. 2020, cancer-free in Jan. 2021, returned to bullpen mound on Sept. 30, 2021
- 2022: 2 app, 9.00 ERA, 1.2 IP, 3 H, 2 K, 4 BB
- 2023: -

**#33 4-YR JR Cameron Mabey, RHP (6'3, 225)**

- Transfer from Cal Poly Pomona - first year at ISU in 2021.
- 2022: 17 app, 4.00 ERA, 27 IP, 21 H, 22 K, 7 BB
- 2023: 3 app, 6.75 ERA, 6.2 IP, 10 H, 2 K, 2 BB

**#34 6-YR SR Jared Hart, LHP (6'0, 185)**

- Transfer from Wabash Valley College (2nd) and Temple College (1st) - first year at ISU in 2021.
- 2021: 14 app (1 start), 19.2 IP, 21 K, 8.69 ERA, 14 BB, 25 H
- 2022: 23 app (6 GS), 2.45 ERA, 55 IP, 49 H, 50 K, 16 BB
- 2022 Second-Team All-MVC
- #26 MVC 2023 Draft Prospect, per D1Baseball
- 2023: 2 app, 12.27 ERA, 3.2 IP, 9 H, 6 K, 3 BB

**#35 1-YR FR Gradin Taschner, RHP (6'3, 235)**

- From Neenah HS and Neenah, Wis.
- Son of Jack Taschner, who played with Coach Holm on SF Giants

- 2023: -

**#36 1-YR FR Thomas Harper, RHP (6'4, 185)**

- From Wauwatosa East HS and Wauwatosa, Wis.
- 2023: 2 app, 1 GS 3.60 ERA, 5 IP, 5 H, 6 K, 5 BB

**#37 5-YR SR Justin Foy, RHP (6'4, 210)**

- Transfer from Western Illinois - first year at ISU in 2022
- Three seasons at WIU: 26 app, 44 IP, 7.16 ERA, 54 K, 64 BB
- 2022: 5 app, 9.00 ERA, 3 IP, 5 H, 2 K, 2 BB
- 2023: -

**#38 1-YR FR Tyrelle Chadwick, RHP (6'4, 225)**

- From Oktoks Dawgs Academy and Kamloops, B.C.
- 2023: 2 GS, 11.12 ERA, 5.2 IP, 8 H, 7 K, 5 BB

**#39 1-YR FR Joey Wilmoth, RHP (6'2, 185)**

- From Fishers HS and Fishers, Ind.
- 2023: 1 app, 67.50 ERA, .2 IP, 5 H, 2 K, BB

**#40 4-YR JR Erik Kubiawicz, RHP (6'3, 240)**

- From North HS in Oakdale, Minn.
- 2022: 24 app, 4.43 ERA, 42.2 IP, 38 H, 45 K, 25 BB
- 2023: 3 app, 0.00 ERA, 6.2 IP, 0 H, 9 K, 2 BB

**#41 5-YR SR Kolton Scherbenske, RHP (6'2, 210)**

- Transfer from UNC-Charlotte (2nd) and Des Moines Area CC (1st) - first year at ISU in 2022.
- NJCAA All-Academic 1st Team
- Charlotte (2021): 12 app, 12 IP, 9.75 ERA, 16 K, 12 BB
- 2022: 23 app, 8.06 ERA, 25.2 IP, 20 H, 34 K, 30 BB
- 2023: -

**#42 2-YR SO MacCallan Conklin, OF (6'1, 190)**

- From University HS and Normal, Ill.
- Uncle, Jim Crews, played basketball at Indiana
- 2022: 5-29 (.172), 3B, 2B, 2 R, 12 K, 2 BB; 1 app, .1 IP
- 2023: 0-2 (.000)
- Last 5: -

**#43 5-YR JR Sean Sinisko, LHP (6'5, 230)**

- Tommy John (2019) and COVID (2020) redshirt
- 2021: 13 starts, 71 IP, 4.44 ERA, 52 K
- Honorable Mention All-MVC in 2021 (2.59 ERA in MVC-play)
- 2022: 13 GS, 5.03 ERA, 53.2 IP, 69 H, 33 K, 16 BB
- 2023: 2 GS, 12.79 ERA, 6.1 IP, 13 H, 7 K, 4 BB

**#44 4-YR JR Jayson Hibbard, RHP (6'5, 245)**

- Transfer from Oregon State (2nd) and Southern Idaho (1st) - first year at ISU in 2023
- So. Idaho in 2021: 12 IP, 0.00 ERA, 3 H, 12 K, 4 BB
- Oregon St. in 2022: 12 app, 8.03 ERA, 12.1 IP, 20 H, 7 K, 4 BB
- 2023: 4 app, 6.75 ERA, 5.1 IP, 9 H, 5 K, 2 BB

**#48 4-YR SO Zach Holcomb, LHP (5'10, 180)**

- Transfer from Pitt (redshirt, COVID) - first year at ISU in 2023
- 2023: 12 app, 8.76 ERA, 12.1 IP, 15 H, 10 K, 8 BB
- 2023: -

**#51 5-YR SR Derek Salata, RHP (6'3, 210)**

- From Nazareth Academy and Westchester, Ill.
- 2021: 25 app, 34 IP, 5.03 ERA, 11 BB, 30 K, 6 SV
- 2022: 13 app (11 GS), 4.11 ERA, 65.2 IP, 62 H, 63 K, 13 BB
- 2022 Honorable Mention All-MVC
- 2023: 2 GS, 0.90 ERA, 10 IP, 5 H, 17 K, 3 BB

## COACHES

**#20 Steve Holm - Head Coach**

- 5th-year (91-103 overall)
- Appeared in three seasons in the MLB for the SF Giants and MIN Twins from 2008-2011 as a catcher.
- All-American SS at Oral Roberts in 2001.
- Assistant coach most recently at Purdue (2017-2018) and also assisted at Sacramento State (2013-2016).
- #7 Wally Crancer - Ast. + Recruiting
- 5th-year assistant head coach, and recruiting coordinator
- Played in minors with the Balt. Orioles from 2007-10 (C, 1B, OF)
- Standout at Georgia Tech
- Ast coach most recently at Purdue (2014-17) and also ast at GA Tech (2012-13).

**RD Spiehs - Assistant Coach (Pitching)**

- 2nd season at ISU - spent 3 seasons at UALR
- Was in Giants organization with Coach Holm after posting a 21-6 record on the mound at Nebraska

**#16 Derek Parola - Assistant Coach**

- 3rd-year assistant coach, Illinois State Alum
- Batted .265 in his career, adding 14 HR, 110 RBI, 106 runs scored, and 373 assists.

**Andrew Benning - Athletic Trainer**

## GAME NOTES

## FLORES JUST KEEPS HITTING

- Fourth-year junior **Adrian Flores**, traditionally a catcher, made his first career start on 2/19 at APSU.
- Flores, who saw limited time at DH and catcher in 2022, has been ISU's best hitter since breaking into the lineup, going 11-for-20 (.550) with a home run, six RBI, and four runs scored.

## ELI(TE) DALE RELIEF PITCHING

- After allowing three runs and surrendering the lead in the 7th inning of 2/19's game, third-year junior **Elijah Dale** settled in nicely, holding APSU scoreless in his final three innings of work.
- Dale was credited with the win and struck out eight.
- The Kansas State transfer picked up where he left off in Friday's win at Arkansas State, recording five strikeouts in three innings while allowing one run to earn his first career save.

## HIGH K/9 EARLY

- Illinois State has 81 strikeouts in 61.2 IP in 2023 (11.8 K/9), ranking 23rd in the nation.
- Fifth-year senior **Derek Salata** has 17 strikeouts in 10 IP (15.3 K/9; T-40th in the nation) while third-year junior **Elijah Dale** has 13 strikeouts in 7 innings (16.7 K/9; T-22nd in the nation).
- Illinois State is one of three schools (Wake Forest, Iowa) with two pitchers in the top-40.

## NEWCOMER HOME RUNS

- Illinois State had just three home runs return from its 2022 roster, tied for the fewest in the nation with Kansas.
- Fourth-year junior **Greg Nichols** second-year sophomore **JT Sokolove**, and fourth-year junior **Adrian Flores** all homered against Austin Peay, meaning Redbird returners hit three home runs in the series.
- No Redbird newcomers homered in the opening series, but freshman **Daniel Pacella** (at SIUE, at ASU) and third-year junior **Auggie Rasmussen** (at ASU) have homered since, bringing the ISU HR total to six for 2023.

## DEFENSIVE DOWNGRADE???

- Second-year sophomore **JT Sokolove** is expected to take the reins in center field for the Redbirds, replacing Tampa Bay Rays 2nd Round pick **Ryan Cermak**.
- Cermak won the program's first ABCA/Rawlings Gold Glove and became the first player in MVC history to win back-to-back Defensive Player of the Year honors.
- Like Cermak, Sokolove came to Illinois State as an infielder. Sokolove, who may actually be faster than Cermak, was converted to an outfielder in the 2022 season, seeing more significant time in left field in the waning games of the 2022 season.
- Sokolove may not win a Gold Glove in 2023, but the dropoff will be much less significant than what would normally be expected when replacing the nation's best defender.

## DEFENSE, DEFENSE, DEFENSE

- Illinois State ranked second in the

MVC in fielding percentage in 2022, fielding at a .975 clip with a conference-low 45 errors.

- Illinois State may see slight improvement from a fielding percentage perspective as All-MVC Defensive second baseman **Greg Nichols** is expected to slide to third base in 2023.
- However, the Redbirds have struggled defensively to start 2023, making 12 errors in 7 games and fielding .953.

## SLAM MABEE MAYBE

- Illinois State will look for a potential breakout from fourth-year junior **Cam Mabee** in 2023, who missed time during the 2022 season due to injury.
- Mabee, who often appeared during high leverage situations, finished 2022 with 27 IP, a 4.00 ERA, 22 K, 7 BB, and .212 opponents' batting average over 17 appearances.
- Mabee's ERA was 2.88 prior to a 2 IP, 4 ER outing in his final appearance of 2022, ISU's loss to Missouri State in the conference tournament.
- Mabee only appeared in three MVC contests but fired 5.2 scoreless innings in 2022.
- Mabee has gotten off to a bit of a slow start in 2023 with a 6.75 ERA over 6.2 innings and a trio of appearances.

## CATCHER DEPTH IN 2023

- Illinois State got limited production from the catching position in 2022 as catchers **Kayden Beauregard**, **Tyler Woltman**, and **Adrian Flores** were a combined 34-for-181 (.188).
- Woltman was the team's opening day starter but he was hampered by injury throughout the 2022 campaign, resulting in Flores getting a crack. A Flores injury gave Beauregard a shot as Beauregard played the most down the stretch of the 2022 campaign.
- Woltman and Flores are both expected to be in the mix in 2023, but ISU adds fifth-year senior Youngstown State transfer **Dylan Swarmer** as a veteran presence, in addition to second-year sophomore Delta College transfer **Nick Strong** joining the squad.

## MILESTONE WATCH

- Fifth-year senior **Dylan Swarmer** is at 99 career hits, 96 of which came at Youngstown State.

## TREY KRAUSE BEATS CANCER

## TREY KRAUSE IS...

- #33, 4th-year sophomore LHP from Burlington, Wis.

## TIMELINE

- February 2020: diagnosed with Ewing's Sarcoma
- January 2021: declared cancer-free
- September 2021: returned to bullpen mound
- March 8, 2022: returned to game mound, striking out the first batter he faced in his first start/appearance at UT-Martin

## WHAT IS EWING'S SARCOMA?

- Rare type of cancer that grows in the bones or in the soft tissue around the bones, typically the legs (Trey's left leg was affected)

## "PASSION FOR THE GAME" AWARD

- On December 5, 2022, Krause was announced as the recipient of the Charlie Donovan "Passion for the Game" Award, as selected by the Chicago Scouts Association.
- Krause received the award on January 13



## MORE ON KRAUSE'S STORY



## VIDEO OF KRAUSE'S CAREER-OPENING STRIKEOUT



Krause's parents, who were made aware that Trey would be making the start, drove from Wisconsin to Martin, Tenn. to see Trey pitch and can be spotted in the top-middle-right of the video.

Trey learned he was starting from announcement by Coach Holm on the bus the day prior



## NOTES THAT WILL NOT CHANGE IN 2023

### NEW FACES

● Illinois State adds 19 players (9 freshmen, 10 transfers to its roster for the 2023 season - as of 2/3)

● Freshmen: **Ryan Borberg** (Lake Quivira, Kan.), **Tyrelle Chadwick** (Kamloops, B.C.), **James Duncan** (Sussex, Wis.), **Thomas Harper** (Wauwatosa, Wis.), **Ben Karpowicz** (Elgin, Ill.), **Daniel Pacella** (Mundelein, Ill.), **Shai Robinson** (Flossmoor, Ill.), **Gradin Taschner** (Neenah, Wis.), **Joey Wilmoth** (Fishers, Ind.)

● JUCO Transfers: Third-year juniors **Judah Morris** (River Cosumnes College) and **Auggie Rasmussen** (Iowa Western CC) and second-year sophomores **Noah Rabin** (Santa Rosa JC), **Blake Stenger** (Iowa Western CC) and **Nick Strong** (Delta College)

● 4-Year Transfers: Fifth-year senior **Dylan Swarmer** (Youngstown State), fourth-year junior **Shaydon Kubo** (Northern Colorado), third-year juniors **Elijah Dale** (Kansas State), **Jayson Hibbard** (Oregon State), second-year freshman **Luke Lawrence** (Webster - DIII in Missouri)

### POWER OUTAGE

● Illinois State returns just three of the team's 50 home runs from its 2022 roster (**Connor Olson**, **Greg Nichols**, **JT Sokolove** one each)

● **Ryan Cermak** (19), **Jake McCaw** (12), and **Nick Gile** (9) combined for 40 HR in 2022, the most by a Redbird trio since 1999

Players	Year	HR
Ryan Duncheon, Todd Mitchell, Jared Dufault	1999	47
Ryan Duncheon, Jeff Allen, Tyler Turnquist	1998	46
Mike Prior, Franks Mustari, Loren White	1985	44
Ryan Cermak, Jake McCaw, Nick Gile	2022	40

● Illinois State and Kansas are tied for the fewest home runs returning in the country (3). KU's Chase Jans hit three in '22.

● **Illinois State is the only team in the country to not return a player with multiple HR from the 2022 roster.** UC-Riverside's Andrew Rivas hit two as part of UCR's five returning HRs.

### OTHER RETURNER STATS

● In addition to returning just 3/50 HR (6%), Illinois State will also return the following

● **PITCHING:** 357.1/449.2 IP (79.5%), 45/51 starts (88.2%), 317/391 K (81.1%), and 17/20 wins (85%)

● **HITTING:** 749/1794 AB (41.8%), 34/129 XBH (26.4%), 83/235 RBI (35.3%), 189/468 hits (40.4%), 98/261 runs (37.5%), 13/37 SB (35.1%)

### COVID RETURNEES

● Illinois State returns five players on their COVID year of eligibility, granted by the NCAA after the 2020 season was halted in mid-March due to the pandemic.

● LHP **Jared Hart** (6th), RHP **Kolton Scherbenske** (6th), RHP **Derek Salata** (5th), RHP **Justin Foy** (5th), and OF/DH

### Connor Olson (5th)

● Technically, C **Dylan Swarmer** (5th) is also using his COVID year of eligibility after playing four seasons at Youngstown State.

### CALIFORNIA CONNECTION

● Illinois State has seven players from the state of California on its 2023 roster, the most for a non-Illinois state in school history.

● ISU has NEVER had more than five players from a state other than Illinois on its roster

● Both head coach **Steve Holm** and assistant head coach **Wally Crancer** hail from California.

● Prior to Holm (2019), ISU NEVER had even 4 players from a state other than Illinois

STATE	PLAYERS	YEAR
<b>California</b>	<b>7</b>	<b>2023</b>
California	6	2022
<b>Wisconsin</b>	<b>5</b>	<b>2023</b>
Wisconsin	5	2021
Wisconsin	4	2022
Indiana	4	2020
Wisconsin	4	2020

### CANADIAN CONNECTION

● Head coach **Steve Holm** has had success bringing in players from Canada, bringing in seven Canadian players to Illinois State since 2020

● Fourth-year junior RHP **Jordan Lussier** and first-year freshman RHP **Tyrelle Chadwick** are the lone Canadians on the 2023 roster

● Illinois State had five Canadian players on its 2022 roster, which ranked fifth in the country (behind Niagara's NCAA-leading 16, as well as Canisius, VCU, and Sacramento State)

● Holm's Canadian connection comes from his time as an assistant coach at Sacramento State, which also has a history of success with Canadian recruits.

### ...AND THEY WERE TEAMMATES

● Illinois State players with connections to each other prior to being at Illinois State....

● Third-year junior **Auggie Rasmussen** and second-year sophomore **Blake Stenger**: teammates at Iowa Western CC in 2022

● Fourth-year junior **Jordan Lussier** and first-year freshman **Tyrelle Chadwick**: both attended Oktoks Dawgs Academy

● First-year freshman **Daniel Pacella** and former Redbird player and current assistant coach **Derek Parola**: both attended Mundelein High School

● Fifth-year senior **Connor Olson** and sixth-year senior **Jared Hart**: both attended Wabash Valley JC but never played together (Olson - '21; Hart '19 and '20)

● Fifth-year senior **Connor Olson** and third-year sophomore **Tyler Woltman**: both attended Wheaton North HS

### CREAM OF THE CROP

● Illinois State is expected to debut new cream uniforms for the 2023 season - expected to be worn for home Sunday games.

● The uniform features the standing Redbird logo on the left chest and number in the opposite corner.

● Illinois State will also debut a new throwback hat, an all-red, interlocking ISU logo to go with the cream uniforms.



● Illinois State is also expected to debut a new alternate hat, a black hat with a red bill and red logo, replacing the team's all-black hat.



● Illinois State's uniforms: white ('19), red ('20), gray pinstripes ('21), cream ('23)

### MVC PRESEASON POLL

● Illinois State, which finished 7th in the 8-team MVC in 2022, was picked to finish 7th in the 10-team MVC in 2023. Southern Illinois was picked to win the league, receiving six of the 10 first-place votes.

● Sixth-year senior **Jared Hart** was named Preseason All-MVC (led MVC in ERA at 2.45 in 2022 over 55 IP)

● Illinois State was picked sixth in 2019, winning the MVC and making a Regional final in Holm's first season as a Redbird.

### 2022 SEASON SUMMARY

● Illinois State was 20-31 overall (7-14 MVC) in 2022 in a season that saw Tampa Bay Rays second-round draftee **Ryan Cermak** gain national attention as he was honored by four outlets (D1Baseball, NCBWA, Perfect Game, National Collegiate Baseball Newspaper) as National Player of the Week following a 3-HR, 10-RBI game (at Western Illinois on 4/6) before leading off the next game (at Kansas on 4/9) with a 470-foot home run. Cermak was the highest pick (71st overall) for Illinois State since **Neal Cotts** in 2001 and won the program's first ABCA/Rawlings Gold Glove.

● Illinois State opened the 2022 season by knocking off #2 Arkansas before providing #19 Purdue with its first loss of 2022 on 3/17, snapping the Boilermakers' run as the nation's last remaining unbeaten team. The Redbirds also beat Illinois and at Iowa.

● **Nick Gile** was signed in December '22 by the Colorado Rockies after hitting .284 with 9 HR in 2022

## Head Coach Steve Holm



Steve Holm (5th Season)

Record at ISU----- 91-103

Head Coaching Record --- 91-103

Alma Mater ----- Oral Roberts, '01

Year Record MVC

2019 36-26 14-7

2020 7-9 0-0

2021 23-34 12-15

2022 20-31 7-14

Head coach Steve Holm is entering his fifth season with the Redbird baseball program in the 2022-23 academic year. Through the 2022 season, his overall mark is 87-100, a winning percentage of .465. Holm is 33-36 in Missouri Valley play, a winning percentage of .478.

Holm and the Redbirds posted a 36-26 (14-7 MVC) record and earned a share of the Missouri Valley Conference regular season title in 2019, his debut season as head coach. The 36 wins was a 14-win improvement than the year prior and the most wins for an Illinois State team since winning 39 in 2013. It was also the most wins for a first-year Redbird baseball head coach in program history.

The 'Birds earned an at-large NCAA Tournament berth in 2019 and were placed in the Louisville regional, defeating both Big Ten regular season champions Indiana and No. 7 Louisville, before ultimately falling to Louisville in the Illinois State's first-ever appearance in a regional final. Louisville advanced to the Final Four of the College World Series where they were defeated by eventual champions No. 1 Vanderbilt, who ISU had also beaten earlier in the year in Nashville.

Holm was named MVC Coach of the Year for the 2019 season.

Illinois State shook up the college baseball world to open the 2022 season, knocking off 2nd-ranked Arkansas in Fayetteville to open the season. The Redbirds also defeated the nation's last remaining unbeaten team, #19 Purdue, in a thrilling extra-inning, walk-off victory to open ISU's home slate.

Ryan Cermak became the program's third-highest pick in program history in 2022 and highest since 2001 after he was selected in the 2nd round and 71st overall by the Tampa Bay Rays in the 2022 MLB Draft. Cermak won the program's first ABCA/Rawlings Gold Glove and was back-to-back MVC Defensive Player of the Year and First-Team All-MVC.

The Redbirds have also been ranked in the NCAA's RPI Top 25 two seasons (25 in 2020, 23 in 2019). The Redbirds were one of just 11 total programs and three Mid-Majors to be ranked in the RPI Top 25 in both 2019 and 2020.

Prior to taking over the ISU program, Holm was a pitching coach at Purdue and an integral part of the staff that helped the Boilermakers improve by 28 wins over a two-year period and become a NCAA Regional participant in 2018.

Relief pitcher and former ISU assistant coach Ross Leamard was named a Third-Team All-American under Holm's tutelage in 2018, as the Boilermakers posted a 38-21 overall record (17-6 Big Ten) to finish second in the regular-season conference standings.

Holm joined the Sacramento State coaching staff for the 2013 season and was promoted to associate head coach the following year. He helped the Hornets win 40 games and a pair of Western Athletic Conference titles in 2014. Under Holm's guidance, the Hornets' team ERA dropped from 5.25 in 2012 to 3.63 during his first season and remained below 4.00 for three straight years.

The Sacramento native was selected by the Los Angeles Dodgers in the 1997 MLB First-Year Player Draft after his senior season at McClatchy High School, but passed on that opportunity to start his collegiate career at American River Junior College. After two seasons, Holm made his way to Oral Roberts and became an All-American at shortstop, winning Mid-Continent Conference Player and Newcomer of the Year honors in 2000 after batting a school-record .437. He was then drafted by the Giants in 2001 and made the transition to catcher in pro ball, where he played in over 700 games during his 12 pro seasons. He was part of the Giants' 2008 opening-day roster and also played in the big leagues in 2009 (Giants) and 2011 (Twins).

Holm graduated in 2001 with a bachelor's degree in recreation administration and was later inducted into the ORU Hall of Fame in 2014. He and his wife, Lindsey, were married in the summer of 2013 and are the parents of two daughters, Annika and Hanna.

## HOLM'S HOME RUN

Holm's first and only Major League home run came on Mother's Day of 2008 for the San Francisco Giants. Jack Taschner (whose son, Gradin, is on Illinois State) was the winning pitcher in the game.

Holm replaced Benji Molina, who had been pinch-run for, behind the plate before facing JC Romero, who had only allowed one home run in his previous 61 appearances.

Holm's parents saw the home run to left-center field, but his grandparents had not known that he entered the game and were getting ice cream.

## HOLM HOTBEDS

● Holm has had success recruiting outside of IL.

● The California native has seven California guys on the 2022 roster (see pg. 6)

● Holm has also established connections in Canada, bringing in seven Canadian players since 2020 (see pg. 6)

## Holm vs Top-25

3/20/22 at #19 Purdue - L, 6-7 (10)
3/20/22 at #19 Purdue - L, 2-9
3/17/22 vs #19 Purdue - W, 4-3 (11)
2/20/22 at #2 Arkansas - L, 2-4
2/19/22 at #2 Arkansas - L, 1-5
2/18/22 at #2 Arkansas - W, 3-2
4/11/21 vs #25 Indiana State - L, 7-8
4/10/21 vs #25 Indiana State - W, 5-0
4/10/21 vs #25 Indiana State - L, 1-6
4/9/21 vs #25 Indiana State - L, 2-4
3/21/21 at #7 East Carolina - L, 8-11
3/20/21 at #7 East Carolina - L, 5-11
3/19/21 at #7 East Carolina - L, 3-4
2/28/21 at #17 Oklahoma State - L, 0-6
2/27/21 at #17 Oklahoma State - L, 2-8
2/26/21 at #17 Oklahoma State - L, 2-3
3/11/20 at #15 Florida State - L, 4-7
3/3/20 at #13 Arkansas - W, 8-7
2/22/20 at #22 Oklahoma - W, 7-5
2/22/20 at #22 Oklahoma - L, 2-3
2/21/20 at #22 Oklahoma - L, 1-4
2/21/20 at #22 Oklahoma - L, 1-2
6/3/19 at #7 Louisville* - L, 3-4
6/2/19 at #7 Louisville* - L, 1-6
6/1/19 at #7 Louisville* - W, 4-2
3/10/19 at #1 Vanderbilt - W, 7-3
3/10/19 at #1 Vanderbilt - L, 1-9
3/8/19 at #1 Vanderbilt - L, 4-10
*in postseason
WIN
vs top-5: 2-4 (.333)
vs top-10: 2-7 (.222)

## Holm Wins vs B1G

5/3/22 at Iowa - W, 3-2
4/5/22 vs Illinois - W, 10-1
3/17/22 vs #19 Purdue - W, 4-3 (11)
5/31/19 vs Indiana* - W, 8-7
4/9/19 vs Illinois - W, 7-6 (13)
4/3/19 at Iowa - W, 11-6

## Holm Record vs B1G

Team/Record	Last Time
Illinois: 2-4	4/12/22 - L, 9-10 at ILL
Iowa: 2-0	5/3/22 - W, 3-2 at Iowa
Indiana: 1-2	5/17/22 - L, 7-12 at IU
Minnesota: 0-0	vs 3/21-22/2022
Nebraska: 0-0	at 3/10-12/2022
Northwestern: 0-1	5/11/19 - L, 3-6 at NW
Purdue: 1-2	3/20/22 - L, 6-7 at PUR
Total: 6-9	
Home: 3-1	
Road: 2-8	
Neutral: 1-0	
Ranked: 1-2	

## Holm vs Opponents

TEAM	RECORD	HOME	AWAY	RUNS	RA
Arkansas	2-2	0-0	2-2	14	18
Arkansas Little-Rock	1-2	0-0	1-2	10	15
Arkansas State	5-4	2-1	3-3	64	60
Austin Peay	2-1	0-0	2-1	28	24
Belmont	3-0	0-0	3-0	51	20
Bradley	4-5	1-2	3-3	39	33
Central Arkansas	2-2	0-0	2-2	19	13
Central Michigan	2-1	2-1	0-0	14	17
Creighton	0-3	0-0	0-3	13	32
Dallas Baptist	3-8	2-2	1-6	54	98
East Carolina	0-3	0-0	0-3	16	26
Eastern Illinois	2-1	1-1	1-0	14	12
Evansville	6-5	5-2	0-3	67	63
Florida A&M	1-0	0-0	1-0	8	4
Florida State	0-1	0-0	0-1	4	7
Illinois	2-4	2-0	0-4	32	48
Indiana	1-2	0-1	0-1	16	22
Indiana State	4-9	3-6	1-2	55	73
Iowa	2-0	0-0	2-0	14	8
Jacksonville	1-1	0-0	1-1	5	17
Kansas	0-3	0-0	0-3	16	29
Lindenwood	-	-	-	-	-
Louisiana-Monroe	1-2	0-0	1-2	16	33
Louisville	1-2	0-0	1-2	9	17
Milwaukee	2-4	0-1	2-3	23	21
Minnesota	-	-	-	-	-
Missouri	1-3	0-0	1-3	19	32
Missouri State	7-4	6-1	1-3	45	57
Murray State	2-3	0-0	2-3	25	26
Nebraska	-	-	-	-	-
Northern Illinois	1-0	1-0	0-0	10	2
Northwestern	0-1	0-0	0-1	3	6
Oklahoma	1-3	0-0	1-3	11	14
Oklahoma State	0-3	0-0	0-3	4	17
Purdue	1-2	1-0	0-2	12	19
Sacramento State	1-0	1-0	0-0	2	1
Saint Louis	1-1	1-1	0-0	17	15
SEMO	2-3	0-0	2-3	36	24
SIUE	4-2	1-0	3-2	55	31
Vanderbilt	1-2	0-0	1-2	12	22
VCU	1-0	0-0	1-0	8	5
Southern Illinois	8-3	2-2	6-1	74	57
UIC	2-1	2-0	0-1	14	11
UT-Martin	1-0	0-0	1-0	6	1
Valparaiso	4-7	1-2	3-4	75	59
Vanderbilt	1-2	0-0	1-2	12	22
Western Carolina	3-0	0-0	3-0	28	15

Western Illinois 2-0 1-0 1-0 17 ----- 8

on 2023 schedule 91-103- 34-23 53-81 1,086 ----- 1,154

## Holm in Extra Innings

DATE	TEAM	SCORE	INNINGS	WALK-OFF?
2/21/2023	at SIUE	L, 5-6	10	Fielding Error
2/19/2023	at Austin Peay	W, 14-13	10	N/A
4/29/2022	vs Dallas Baptist	W, 4-3	10	Throwing Error
4/19/2022	at Milwaukee	W, 4-3	11	N/A
3/20/2022	at #19 Purdue	L, 6-7	10	Single
3/17/2022	vs #19 Purdue	W, 4-3	11	Wild Pitch
3/10/2022	at Murray State	L, 6-7	16	Single
5/25/2021	N Evansville*	W, 10-9	12	Jeremy Gaines 1B
5/20/2021	at Bradley	W, 6-4	10	N/A
5/15/2021	vs Missouri State	W, 4-3	8	Throwing Error
4/11/2021	vs Indiana State	L, 7-8	10	N/A
3/19/2021	at #9 East Carolina	L, 3-4	11	Single
3/9/2021	vs Western Illinois	W, 2-1	10	Jack Butler 1B
3/5/2021	at SEMO	L, 3-4	10	single
3/10/2020	at Florida A&M	W, 8-4	10	N/A
4/9/2019	vs Illinois	W, 7-6	13	Joe Aeilts 2B
3/31/2019	at Creighton	L, 7-8	11	Walk
2/15/2019	at Belmont	W, 27-11	11	N/A

Overall: 11-7

Home: 5-1

Road: 5-6

Neutral: 1-0

vs ranked: 1-2

vs MVC: 4-2

\*postseason: 1-0

## 8 Miscellaneous Stats

### 2023 Individual Game-Highs

Hits	4
Runs Batted In	Adrian Flores at Austin Peay (2/19)
Runs Scored	Four with three at Austin Peay
Extra Base Hits	Luke Cheng at Austin Peay (2/17)
Noah Rabin at APSU (2/17), Greg Nichols, Luke Cheng at APSU (2/19)	
Total Bases	7
Assists	Adrian Flores at Austin Peay (2/19)
Putouts	Luke Cheng at Austin Peay (2/17)
Innings Pitched	Nick Strong at Austin Peay (2/19)
Strikeouts	Derek Salata at APSU(2/17), Elijah Dale at APSU (2/19)
Strikeouts by a Relief Pitcher	8
	Elijah Dale at Austin Peay (2/19)
	Elijah Dale at Austin Peay (2/19)

### 2023 Team Game-Highs

Hits	16
Runs Scored	at Austin Peay (2/19)
Home Runs	2
Extra Base Hits	at Austin Peay (2/19), at Arkansas State (2/26)
Total Bases	27
Stolen Bases	4
Walks Drawn	at Austin Peay (2/18), at Arkansas State (2/25)
Hit By Pitches Drawn	4
Strikeouts Pitched	18
	at Austin Peay (2/19)

### Active Career Leaders (top-100)

RANKINGS ARE ILLINOIS STATE STATS ONLY! - ONLY DIVISION I STATS COUNT  
Top ISU player ranked then top transfer...unless on top-100 list

<b>GAMES PLAYED</b>	
Luke Cheng	79
Dylan Swamer (124 AT YOUNGSTOWN STATE)	130

<b>HITS</b>	
Luke Cheng	69
Shaydon Kubo (110 AT NORTHERN COLORADO)	121

<b>HOME RUNS</b>	
JT Sokolove/Greg Nichols	2
Shaydon Kubo (10 AT NORTHERN COLORADO)	10

<b>TOTAL BASES</b>	
Luke Cheng	77
Shaydon Kubo (168 AT NORTHERN COLORADO)	179

<b>RUNS BATTED IN</b>	
Luke Cheng	37
Shaydon Kubo (58 AT NORTHERN COLORADO)	66

<b>RUNS SCORED</b>	
Luke Cheng	37
Shaydon Kubo (68 AT NORTHERN COLORADO)	73

<b>STEALS</b>	
JT Sokolove	6
Luke Cheng	6
Shay Kubo (1 AT NORTHERN COLORADO)	3
Dylan Swamer (3 AT YOUNGSTOWN STATE)	4
Blake Stenger	3
Noah Rabin	2

<b>APPEARANCES</b>	
Erik Kubiatiowicz	55 (T-26th)
Derek Salata	52 (T-35th)

<b>INNINGS PITCHED</b>	
Sean Sinisko	145.2 (59th)
Derek Salata	128 (68th)
Jordan Lussier	103.2 (88th)

<b>WINS</b>	
Derek Salata	10 (T-62nd)
Jordan Lussier	7 (T-78th)
Sean Sinisko	7 (T-78th)

<b>SAVES</b>	
Derek Salata	7 (T-8th)
Erik Kubiatiowicz	7 (T-8th)

<b>STRIKEOUTS</b>	
Derek Salata	126 (46th)
Sean Sinisko	106 (T-54th)
Jordan Lussier	89 (T-66th)
Erik Kubiatiowicz	87 (T-70th)

<b>Multiple Hit Games</b>	<b>2</b>	<b>3</b>	<b>4</b>	<b>5+</b>	<b>Total</b>
27 Kubo, Shay	3	-	1	-	4
24 Pacella, Daniel	3	-	-	-	3
4 Flores, Adrian	1	1	1	-	3
17 Nichols, Greg	-	3	-	-	3
5 Cheng, Luke	3	-	-	-	3
10 Rasmussen, Auggie	2	-	-	-	2
26 Swarmer, Dylan	1	-	-	-	1
30 Rabin, Noah	1	-	-	-	1
TEAM	14	4	2	0	20

<b>Hitting Streaks</b>	<b>Longest</b>	<b>Current</b>
24 Pacella, Daniel	5	-
4 Flores, Adrian	5	5
5 Cheng, Luke	5	5
10 Rasmussen, Auggie	5	5
30 Rabin, Noah	3	-
17 Nichols, Greg	3	-
27 Kubo, Shay	3	2
26 Swarmer, Dylan	2	2
11 Sokolove, JT	1	-
15 Olson, Connor	1	1
14 Lawrence, Luke	1	-
21 Stenger, Blake	1	1
29 Strong, Nick	1	1

<b>Multiple RBI Games</b>	<b>2</b>	<b>3</b>	<b>4</b>	<b>5+</b>	<b>Total</b>
10 Rasmussen, Auggie	2	1	-	-	3
27 Kubo, Shay	2	-	-	-	2
4 Flores, Adrian	2	-	-	-	2
17 Nichols, Greg	1	1	-	-	2
30 Rabin, Noah	-	1	-	-	1
15 Olson, Connor	-	1	-	-	1
5 Cheng, Luke	1	-	-	-	1
14 Lawrence, Luke	1	-	-	-	1
24 Pacella, Daniel	-	1	-	-	1
TEAM	9	5	0	0	14

<b>Reached Base Streaks</b>	<b>Longest</b>	<b>Current</b>
24 Pacella, Daniel	7	7
17 Nichols, Greg	7	7
5 Cheng, Luke	5	5
4 Flores, Adrian	5	5
10 Rasmussen, Auggie	5	5
11 Sokolove, JT	4	4
30 Rabin, Noah	3	3
26 Swarmer, Dylan	3	3
27 Kubo, Shay	3	3
15 Olson, Connor	2	1
29 Strong, Nick	1	1
14 Lawrence, Luke	1	-
21 Stenger, Blake	1	1

### Illinois State Baseball Overall Statistics for Illinois State (as of May 26, 2022) (All games Sorted by Batting avg)

Record: 20-31 Home: 9-9 Away: 11-21 Neutral: 0-1 MVC: 7-14

Player	avg	gs	ab	r	h	2b	3b	hr	rbi	tb	slg%	bb	hp	so	gdp	ob%	sf	sh	sb-att	po	a	e	fld%
21 Cermak, Ryan	.340	48-48	194	45	66	12	0	19	43	135	.696	30	5	44	1	.441	0	0	8-9	159	3	0	1.000
27 McCaw, Jake	.296	51-51	206	39	61	7	0	12	42	104	.505	22	6	43	4	.372	5	0	8-11	375	17	3	.992
5 Cheng, Luke	.289	46-45	173	20	50	5	0	0	26	55	.318	12	4	34	3	.347	1	3	2-3	48	113	5	.970
23 Gile, Nick	.284	50-50	197	30	56	14	1	9	31	99	.503	16	4	53	2	.350	0	2	1-2	49	75	11	.919
15 Olson, Connor	.284	45-39	148	24	42	9	0	1	18	54	.365	17	10	42	2	.392	1	1	2-3	33	1	2	.944
6 Huggins, Aidan	.245	40-39	159	19	39	5	1	2	11	52	.327	13	5	4	3	.320	1	1	6-6	59	8	0	1.000
17 Nichols, Greg	.241	42-35	145	17	35	7	1	1	16	47	.324	10	1	31	1	.295	0	2	0-2	46	68	3	.974
1 Soberano, Kyle	.226	39-31	115	14	26	4	0	1	9	33	.287	17	1	21	2	.331	0	5	1-2	41	55	3	.970
18 Sabotnik, Jonathan	.192	33-24	99	7	19	4	0	4	12	35	.354	2	2	32	1	.223	0	0	0-1	41	0	0	1.000
11 Sokolove, JT	.254	30-16	67	14	17	2	0	1	7	22	.328	2	2	12	0	.296	0	1	5-5	48	3	2	.962
2 Gauthier, JP	.226	22-16	62	7	14	4	0	0	4	18	.290	3	1	23	0	.269	1	0	1-1	19	2	0	1.000
8 Darr, Matt	.214	7-2	14	1	3	0	0	0	1	3	.214	1	0	4	1	.267	0	1	0-0	9	0	1	.900
4 Flores, Adrian	.211	23-17	57	9	12	0	0	0	1	12	.211	12	5	17	3	.392	0	0	1-1	90	10	2	.980
19 Woltman, Tyler	.197	23-21	66	5	13	1	0	0	11	14	.212	9	2	14	1	.300	3	2	2-2	153	14	3	.982
42 Conklin, MacCallan	.194	19-17	31	2	6	1	1	0	0	9	.290	2	0	13	0	.242	0	1	0-1	17	0	1	.944
14 Beauregard, Kayden	.155	24-18	58	7	9	0	0	0	3	9	.155	5	2	21	0	.246	0	3	0-0	146	11	1	.994
10 Blount, Josh	.000	8-0	3	1	0	0	0	0	0	0	.000	0	1	1	0	.250	0	0	0-1	1	0	0	1.000
Totals	.261	51	1794	261	468	75	4	50	235	701	.391	173	51	452	25	.341	12	22	37-50	1349	424	45	.975
Opponents	.258	51	1732	289	468	102	7	56	265	730	.421	206	54	391	26	.351	22	10	57-74	1384	535	47	.976

LOB - Team (407), Opp (386), DPs turned - Team (33), Opp (34), IBB - Team (9), McCaw 5, Cermak 4, Opp (4), Picked off - Cermak 1, Gile 1, Sokolove 1, Huggins 1.

### (All games Sorted by Earned run avg)

Player	era	w-l	app	gs	cg	sho	sv	ip	h	r	er	bb	so	2b	3b	hr	b/avg	wp	hp	bk	sfa	sha
34 Hart, Jared	2.45	2-3	23	6	0	0/1	2	55.0	49	22	15	16	50	8	1	4	.239	3	7	0	3	2
35 Wyman, Colin	3.69	3-2	18	6	0	0/1	3	53.2	51	28	22	11	39	10	0	6	.248	4	8	0	1	0
51 Salata, Derek	4.11	4-6	13	11	0	0/0	0	65.2	62	34	30	13	63	14	1	8	.249	3	5	0	4	1
40 Kubiatiowicz, Erik	4.43	3-4	24	0	0	0/0	2	42.2	38	23	21	25	45	10	1	3	.242	4	7	0	0	2
43 Sinisko, Sean	5.03	2-5	13	13	0	0/0	0	53.2	69	31	30	16	32	17	2	6	.309	8	1	1	3	1
21 Cermak, Ryan	0.00	0-0	1	0	0	0/0	0	0.1	0	0	0	2	1	0	0	0	.000	0	0	0	0	0
42 Conklin, MacCallan	0.00	0-0	1	0	0	0/0	0	0.1	0	0	0	0	0	0	0	0	.000	0	0	0	0	0
25 Weaver, Ryan	1.29	0-0	3	3	0	0/0	0	7.0	6	3	1	4	4	0	0	0	.222	2	2	0	0	0
33 Mabey, Cameron	4.00	2-0	17	0	0	0/0	1	27.0	21	13	12	7	22	5	1	5	.212	0	4	0	1	0
31 Gagliardo, Keegan	5.49	0-1	12	0	0	0/0	0	19.2	26	13	12	9	16	6	0	1	.321	1	1	1	1	2
28 Lussier, Jordan	5.64	1-3	10	8	0	0/0	0	30.1	32	19	19	14	23	8	0	6	.269	4	2	0	2	0
22 Schubert, Justin	6.47	3-4	19	1	0	0/0	0	32.0	21	28	23	24	29	4	0	3	.189	6	5	1	2	0
50 Davis, Nate	7.00	0-0	7	0	0	0/0	0	9.0	8	7	7	6	7	4	0	2	.229	1	0	1	0	0
41 Scherbenko, Kolton	8.06	0-2	23	0	0	0/0	0	25.2	20	24	23	30	34	5	0	5	.217	15	3	2	2	0
26 Holcomb, Zach	8.76	0-0	12	0	0	0/0	0	12.1	15	12	12	8	10	2	1	3	.278	1	4	0	1	0
38 Burns, Mason	13.50	0-0	5	0	0	0/0	0	3.1	6	5	5	6	3	4	0	0	.429	3	0	0	1	1
37 Foy, Justin	16.20	0-1	6	2	0	0/0	0	3.1	6	8	6	5	2	1	0	1	.400	2	1	0	1	0
32 Krause, Trey	16.20	0-0	2	1	0	0/0	0	1.2	3	5	3	4	2	1	0	1	.333	1	0	0	0	0
24 Gockel, Chase	16.88	0-0	3	0	0	0/0	0	2.2	2	5	5	4	6	1	0	0	.200	1	3	0	0	0
29 Brunner, Graham	17.18	0-0	3	0	0	0/0	0	3.2	9	7	7	2	2	2	0	1	.450	1	0	0	1	0
2 Gauthier, JP	27.00	0-0	1	0	0	0/0	0	0.2	2	2	2	0	1	0	0	1	.500	0	0	0	0	0
Totals	5.10	20-31	51	51	0	1/1	8	449.2	446	289	255	206	391	102	7	56	.258	59	54	6	22	10
Opponents	4.17	31-20	51	51	1	0/0	14	461.1	468	261	214	173	452	75	4	50	.261	35	51	8	12	22

PB - Team (9), Flores 5, Beauregard 3, Woltman 1, Opp (8), Pickoffs - Team (4), Lussier 1, Woltman 1, Hart 1, Wyman 1, Opp (4), SBA/ATT - Beauregard (26-29), Woltman (17-23), Flores (14-18), Salata (8-12), Schubert (7-9), Hart (7-9), Kubiatiowicz (4-8), Gagliardo (5-5), Sinisko (3-5), Lussier (5-5), Weaver (3-4), Wyman (3-4), Scherbenko (4-4), Mabey (3-4), Foy (2-2), Burns (1-1), Holcomb (1-1), Davis (1-1).

- Not on 2023 roster
- All-MVC in 2022
- All-MVC Defensive Team in 2022

More information on what ISU returns/  
lost in from 2022 can be found on  
page 6.



**2023 Illinois State Baseball**  
**Overall Statistics for Illinois State (as of Feb 26, 2023)**  
**(All games Sorted by Batting avg)**

Record: 4-3 Home: 0-0 Away: 4-3 MVC: 0-0

Player	avg	gp-gs	ab	r	h	2b	3b	hr	rbi	tb	slg%	bb	hp	so	gdp	ob%	sf	sh	sb-att	po	a	e	fld%
4 Flores, Adrian	.550	6-5	20	4	11	2	0	1	6	16	.800	3	1	4	0	.625	0	0	0-0	29	0	1	.967
17 Nichols, Greg	.379	7-7	29	11	11	2	0	1	6	16	.552	6	1	6	1	.500	0	0	0-0	5	8	1	.929
27 Kubo, Shay	.324	7-7	34	5	11	0	0	0	8	11	.324	0	1	9	0	.343	0	0	2-2	26	9	0	1.000
24 Pacella, Daniel	.308	7-6	26	4	8	0	0	2	7	14	.538	4	0	8	0	.400	0	0	0-1	7	0	1	.875
5 Cheng, Luke	.300	7-7	30	12	9	2	0	0	4	11	.367	5	2	5	1	.432	0	0	1-1	12	15	6	.818
10 Rasmussen, Auggie	.241	7-7	29	8	7	2	2	1	8	16	.552	3	3	5	0	.361	1	0	2-2	11	1	1	.923
30 Rabin, Noah	.192	7-7	26	5	5	3	0	0	4	8	.308	7	1	9	0	.371	1	0	2-2	0	0	0	.000
26 Swarmer, Dylan	.167	6-4	18	4	3	1	0	0	1	4	.222	1	0	2	1	.211	0	0	1-1	45	11	0	1.000
11 Sokolove, JT	.133	6-6	15	2	2	0	0	1	2	5	.333	6	0	7	0	.381	0	2	2-2	14	0	1	.933
-----																							
15 Olson, Connor	.500	4-0	2	0	1	1	0	0	3	2	1.000	2	0	1	0	.750	0	0	0-0	0	0	0	.000
14 Lawrence, Luke	.500	4-0	2	0	1	0	0	0	2	1	.500	0	0	0	1	.500	0	0	0-0	2	2	0	1.000
21 Stenger, Blake	.333	4-1	3	2	1	0	0	0	1	1	.333	1	1	1	0	.600	0	0	3-3	0	1	0	1.000
29 Strong, Nick	.143	3-3	7	2	1	0	0	0	1	1	.143	0	1	1	0	.222	1	0	0-0	19	2	0	1.000
1 Robinson, Shai	.000	3-2	8	1	0	0	0	0	0	0	.000	0	0	3	0	.000	0	0	0-0	4	3	0	1.000
19 Woltman, Tyler	.000	4-0	2	0	0	0	0	0	0	0	.000	0	0	1	0	.000	0	0	0-0	9	3	1	.923
2 Gauthier, JP	.000	3-1	2	1	0	0	0	0	0	0	.000	0	0	2	0	.000	0	0	1-1	1	0	0	1.000
42 Conklin, MacCallan	.000	3-0	2	0	0	0	0	0	0	0	.000	0	0	0	1	.000	0	1	0-0	0	0	0	.000
Totals	.278	7	255	61	71	13	2	6	53	106	.416	38	11	64	5	.391	3	3	14-15	185	59	12	.953
Opponents	.288	7	257	54	74	21	2	7	47	120	.467	37	4	81	1	.383	2	2	8-9	192	74	10	.964

LOB - Team (57), Opp (63). DPs turned - Team (1), Opp (6). IBB - Team (2), Nichols 1, Rasmussen 1, Opp (1). Picked off - Sokolove 2.

**(All games Sorted by Earned run avg)**

Player	era	w-l	app	gs	cg	sho	sv	ip	h	r	er	bb	so	2b	3b	hr	b/avg	wp	hp	bks	sfa	sha
40 Kubiawicz, Erik	0.00	1-0	3	0	0	0/0	0	6.2	0	0	0	2	9	0	0	0	.000	0	1	0	1	0
51 Salata, Derek	0.90	2-0	2	2	0	0/0	0	10.0	5	1	1	3	17	1	0	1	.147	1	1	0	0	0
31 Dale, Elijah	5.14	1-0	2	0	0	0/0	1	7.0	6	4	4	2	13	2	1	0	.222	1	0	0	0	1
33 Mabee, Cameron	6.75	0-1	3	0	0	0/0	0	6.2	10	6	5	2	2	5	0	0	.345	1	0	0	1	1
44 Hibbard, Jayson	6.75	0-0	4	0	0	0/0	0	5.1	9	5	4	2	5	1	1	1	.375	1	1	0	0	0
38 Chadwick, Tyrelle	11.12	0-1	2	2	0	0/0	0	5.2	8	8	7	5	7	2	0	0	.333	2	0	0	0	0
43 Sinisko, Sean	12.79	0-0	2	2	0	0/0	0	6.1	13	12	9	4	7	2	0	3	.382	0	0	0	0	0
-----																						
25 Weaver, Ryan	0.00	0-0	2	0	0	0/0	0	1.2	1	0	0	2	2	0	0	0	.143	1	0	0	0	0
22 Schubert, Justin	0.00	0-0	1	0	0	0/0	0	0.2	0	0	0	3	2	0	0	0	.000	0	0	0	0	0
36 Harper, Thomas	3.60	0-0	2	1	0	0/0	0	5.0	5	2	2	5	6	2	0	0	.263	0	0	0	0	0
34 Hart, Jared	12.27	0-0	2	0	0	0/0	1	3.2	9	6	5	3	6	2	0	1	.450	0	1	0	0	0
3 Borberg, Ryan	15.43	0-0	2	0	0	0/0	0	2.1	3	5	4	3	3	0	0	1	.273	1	0	1	0	0
39 Wilmoth, Joey	67.50	0-1	1	0	0	0/0	0	0.2	5	5	5	1	2	4	0	0	.714	0	0	0	0	0
Totals	6.57	4-3	7	7	0	0/0	2	61.2	74	54	45	37	81	21	2	7	.288	8	4	1	2	2
Opponents	6.75	3-4	7	7	0	0/0	0	64.0	71	61	48	38	64	13	2	6	.278	7	11	1	3	3

PB - Team (2), Swarmer 2, Opp (10). Pickoffs - Team (0), Opp (1). SBA/ATT - Swarmer (4-5), Strong (3-3), Chadwick (2-2), Weaver (2-2), Hart (1-1), Mabee (1-1), Salata (0-1), Dale (1-1), Woltman (1-1), Borberg (1-1).

## 10 Team Game-by-Game

### 2023 Illinois State Baseball Team Game-by-Game for Illinois State (as of Feb 26, 2023) Batting (All games)

Date	Opponent	ab	r	h	rbi	2b	3b	hr	tb	bb	ibb	sb	cs	hbp	sac	sf	gdp	k	po	a	e	lob	avg
Feb 17	at Austin Peay	31	13	9	9	2	0	1	14	5	0	0	0	3	0	2	1	7	24	8	0	4	.290
Feb 18	at Austin Peay	32	1	5	1	0	0	0	5	3	0	4	0	0	0	0	0	17	24	7	0	7	.222
Feb 19	at Austin Peay	41	14	16	14	5	0	2	27	8	0	1	1	1	2	1	0	9	30	7	3	9	.288
Feb 21	at SIUE	35	5	6	5	1	1	1	12	4	0	1	0	1	0	0	0	3	29	10	3	5	.259
Feb 24	at Arkansas State	39	6	10	6	0	1	1	15	2	0	1	0	2	0	0	2	9	27	11	1	10	.258
Feb 25	at Arkansas State	41	12	15	8	2	0	1	20	9	2	4	0	0	1	0	1	10	27	10	1	12	.279
Feb 26	at Arkansas State	36	10	10	10	3	0	0	13	7	0	3	0	4	0	0	1	9	24	6	4	10	.278
Totals		255	61	71	53	13	2	6	106	38	2	14	1	11	3	3	5	64	185	59	12	57	.278

### 2023 Illinois State Baseball Team Game-by-Game for Illinois State (as of Feb 26, 2023) Pitching (All games)

Date	Opponent	ip	h	r	er	bb	so	2b	3b	hr	wp	bk	hbp	dp	ibb	score	w-l	sv	era
Feb 17	at Austin Peay	8.0	5	2	2	3	7	1	1	1	0	0	1	1	0	13-2	1-0	0	2.25
Feb 18	at Austin Peay	8.0	14	9	9	2	7	3	0	0	3	1	0	0	0	1-9	1-1	0	6.19
Feb 19	at Austin Peay	10.0	16	13	10	5	18	3	0	4	1	0	1	0	0	14-13	2-1	0	7.27
Feb 21	at SIUE	9.2	9	6	4	9	7	3	0	0	2	0	1	0	0	5-6	2-2	0	6.31
Feb 24	at Arkansas State	9.0	5	2	2	1	17	0	1	1	1	0	0	0	0	6-2	3-2	1	5.44
Feb 25	at Arkansas State	9.0	11	8	7	9	12	5	0	0	0	0	1	0	0	12-8	4-2	2	5.70
Feb 26	at Arkansas State	8.0	14	14	11	8	13	6	0	1	1	0	0	0	1	10-14	4-3	2	6.57
Totals		61.2	74	54	45	37	81	21	2	7	8	1	4	1	1	61-54	4-3	2	6.57

## 2023 Illinois State Baseball Games Summary for Illinois State (as of Feb 26, 2023) (All games)

Score by innings	1	2	3	4	5	6	7	8	9	EX	Total
Illinois State	8	5	10	4	4	7	10	3	9	1	61
Opponents	9	3	3	11	8	5	11	2	1	1	54

### Record when ...

Overall	4-3	After 6 leading	2-1
Conference	0-0	..... trailing	2-2
Non-Conference	4-3	..... tied	0-0
Home games	0-0	After 7 leading	3-0
Away games	4-3	..... trailing	1-3
Neutral site	0-0	..... tied	0-0
Day games	3-3	After 8 leading	2-0
Night games	1-0	..... trailing	1-3
vs Left starter	1-2	..... tied	0-0
vs Right starter	3-1		
1-Run games	1-1	Hit 0 home runs	0-2
2-Run games	0-0	... 1 home run	3-1
5+Run games	1-1	... 2+ home runs	1-0
Extra innings	1-1		
Shutouts	0-0	Opponent 0 home runs	1-2
		..... 1 home run	2-1
Scoring 0-2 runs	0-1	..... 2+ HRs	1-0
..... 3-5 runs	0-1		
..... 6-9 runs	1-0	Made 0 errors	1-1
..... 10+ runs	3-1	.... 1 error	2-0
		.... 2+ errors	1-2
Opponent 0-2 runs	2-0		
..... 3-5 runs	0-0	Opp. made 0 errors	0-3
..... 6-9 runs	1-2	..... 1 error	0-0
..... 10+ runs	1-1	..... 2+ errors	4-0
Scored in 1st inning	2-1	Out-hit opponent	3-0
Opp. scored in 1st	2-2	Out-hit by opponent	0-3
Scores first	3-1	Hits are tied	1-0
Opp. scores first	1-2		

### Record when team scores:

Runs	0	1	2	3	4	5	6	7	8	9	10+
W-L	0-0	0-1	0-0	0-0	0-0	0-1	1-0	0-0	0-0	0-0	3-1

### Record when opponent scores:

Runs	0	1	2	3	4	5	6	7	8	9	10+
W-L	0-0	0-0	2-0	0-0	0-0	0-0	0-1	0-0	1-0	0-1	1-1

### Record when leading after:

Inn.	1	2	3	4	5	6	7	8
W-L	2-1	2-1	2-1	3-0	2-0	2-1	3-0	2-0

### Record when trailing after:

Inn.	1	2	3	4	5	6	7	8
W-L	1-2	1-1	1-1	1-3	2-3	2-2	1-3	1-3

### Record when tied after:

Inn.	1	2	3	4	5	6	7	8
W-L	1-0	1-1	1-1	0-0	0-0	0-0	0-0	0-0

Current losing streak: 1  
Longest winning streak: 2  
Longest losing streak: 1

Home attendance : 0 ( 0 dates avg = 0 )  
Away attendance : 2386 ( 7 dates avg = 340 )  
Total attendance: 2386 ( 7 dates avg = 340 )

## 2023 ILLINOIS STATE WHEN ...

All-Neutral Surface	4-2
Turf Infield-Only	0-0
All-Turf Surface	0-1
Dirt Mound	4-2
Synthetic Dirt Mound	0-0
Turf Mound	0-1
White jerseys	0-0
Cream jerseys	0-0
Red jerseys	0-2
Gray jerseys	4-1
Red hats (redbird head logo)	0-2
Red hats (interlocking ISU logo)	4-1
Black hats	0-0
In February	4-3
In March	0-0
In April	0-0
In May	0-0
In June	0-0
On a Monday	0-0
On a Tuesday	0-1
On a Wednesday	0-0
On a Thursday	0-0
On a Friday	2-0
On a Saturday	0-2
On a Sunday	2-0
At time of playing (first series at APSU excluded)	
vs Quad 1 (RPI 1-50)	0-0
vs Quad 2 (RPI 51-100)	0-0
vs Quad 3 (RPI 101-150)	1-1
vs Quad 4 (RPI 151-and up)	1-1
Currently...	
vs Quad 1 (RPI 1-50)	0-1
vs Quad 2 (RPI 51-100)	0-0
vs Quad 3 (RPI 101-150)	2-1
vs Quad 4 (RPI 151-and up)	2-1
At time of playing...	
vs Teams with .500+ win percentage	3-2
vs Teams with <.500 win percentage	0-1
Currently...	
vs Teams with .500+ win percentage	2-2
vs Teams with <.500 win percentage	2-1
Temperature is 40 degrees or less	1-0
Temperature is 41-55 degrees	2-3
Temperature is 56-69 degrees	1-0
Temperature is 70+ degrees	0-0
Game is broadcasted (video)	3-1
Game is not broadcasted (video)	1-2
Facing ranked teams	0-0
Game is decided by 2 or less runs	1-1
Game is decided by 3+ runs	3-2
Recording more errors than opponent	1-2
Recording less errors than opponent	3-0
Recording equal errors as opponent	0-1
Recording 5 or less hits	0-1
Recording 6-9 hits	1-1
Recording 10+ hits	3-1
Not making an error	1-1
Making 1-2 errors	2-0
Making 3+ errors	1-2
Walking/hitting 0-2 batters	1-1
Walking/hitting 3-5 batters	1-0
Walking/hitting 6+ batters	2-2
Starter Completes 5+ Innings	1-0
Starter Pitches <5 Innings	3-3
Starter Receives Decision	2-1
Reliever Receives Decision	2-2



## Game-by-Game Starters by Order

Starting Lineup By Lineup Spot (Team W-L record when starter)			
LEADOFF:			
10	Rasmussen, Auggi	7	(4-3)
2ND SPOT:			
5	Cheng, Luke	7	(4-3)
3RD SPOT:			
17	Nichols, Greg	7	(4-3)
CLEANUP:			
30	Rabin, Noah	7	(4-3)
5TH SPOT:			
27	Kubo, Shay	7	(4-3)
6TH SPOT:			
24	Pacella, Daniel	6	(4-2)
	2 Gauthier, JP	1	(0-1)
7TH SPOT:			
4	Flores, Adrian	5	(3-2)
29	Strong, Nick	2	(1-1)
8TH SPOT:			
26	Swarmer, Dylan	4	(2-2)
	1 Robinson, Shai	2	(1-1)
	29 Strong, Nick	1	(1-0)
9TH SPOT:			
11	Sokolove, JT	6	(4-2)
21	Stenger, Blake	1	(0-1)

gray=unique - 5 unique by order, 5 unique by position, 5 unique with both (excludes SP)

[illegible]

<b>PITCHER:</b>		
38 Chadwick, Tyrelle	2	(1-1)
43 Sinisko, Sean	2	(1-1)
51 Salata, Derek	2	(2-0)
36 Harper, Thomas	1	(0-1)
<b>CATCHER:</b>		
26 Swarmer, Dylan	4	(2-2)
29 Strong, Nick	3	(2-1)
<b>FIRST BASE:</b>		
4 Flores, Adrian	5	(3-2)
27 Kubo, Shay	2	(1-1)
<b>SECOND BASE:</b>		
27 Kubo, Shay	5	(3-2)
1 Robinson, Shai	2	(1-1)
<b>THIRD BASE:</b>		
17 Nichols, Greg	7	(4-3)
<b>SHORTSTOP:</b>		
5 Cheng, Luke	7	(4-3)
<b>LEFT FIELD:</b>		
24 Pacella, Daniel	6	(4-2)
2 Gauthier, JP	1	(0-1)
<b>CENTER FIELD:</b>		
11 Sokolove, JT	6	(4-2)
21 Stenger, Blake	1	(0-1)
<b>RIGHT FIELD:</b>		
10 Rasmussen, Auggi	7	(4-3)
<b>DESIGNATED HITTER:</b>		
30 Rabin, Noah	7	(4-3)

gray=unique - 5 unique by order, 5 unique by position, 5 unique with both (excludes SP)

## ILLINOIS STATE BATTER

Eight At-Bats	Aidan Huggins, Jake McCaw, Ryan Cermak at Murray State, 3/10/22
Seven At-Bats	John Rave, vs. Illinois, 4/9/19
Six Hits	Eric Aguilera, vs. Eastern Illinois, 3/23/13
Five Hits	John Rave, at SIU, 4/21/19
Five Runs	Rvan Cermak at Western Illinois, 4/6/22
<b>Four Runs</b>	<b>Luke Cheng at Austin Peay, 2/17/23</b>
Three Doubles	Joe Aeilts, at Valparaiso, 4/6/19
<b>Two Doubles</b>	<b>Luke Cheng at Austin Peay, 2/19/23</b>
Two Triples	Chad Hinshaw, vs. Missouri State, 4/7/12
Inside-the-Park Home Run	Ryan Cermak at Milwaukee, 4/19/22
Grand Slam	Rvan Cermak (x2) at Western Illinois, 4/6/22
Pinch-Hit Grand Slam	Jak Czeszewski, vs. Wichita State, 5/17/14
Three Home Runs	Rvan Cermak at Western Illinois, 4/6/22
Two Home Runs	Rvan Cermak at Western Illinois, 4/6/22
Ten RBIs	Rvan Cermak at Western Illinois, 4/6/22
Nine RBIs	Rvan Cermak (10) at Western Illinois, 4/6/22
Eight RBIs	Rvan Cermak (10) at Western Illinois, 4/6/22
Seven RBIs	Rvan Cermak (10) at Western Illinois, 4/6/22
Six RBIs	Rvan Cermak (10) at Western Illinois, 4/6/22
Five RBIs	Rvan Cermak (10) at Western Illinois, 4/6/22
10+ Total Bases	Rvan Cermak (12) at Western Illinois, 4/6/22
Five Extra-Base Hits	Ryan Court, Wichita State, 5/1/10
Four Extra-Base Hits	Ryan Court (5), Wichita State, 5/1/10
Three Extra-Base Hits	Rvan Cermak at Western Illinois, 4/6/22
Four+ Walks	Jordan Libman, vs. Arkansas State, 3/28/21
<b>Two Stolen Bases</b>	<b>Blake Stenger, at Arkansas State, 2/26/23</b>
Three Stolen Bases	Sean Beesley, vs. Robert Morris-Springfield, 4/10/14
Four Stolen Bases	Chad Hinshaw, at Indiana State, 3/26/10
Walk-Off Hit	Jeremy Gaines, N Evansville, 5/25/2021
Run-Rule Walk-Off Hit	Single, Bryce Grimm, vs. Valparaiso, 5/12/18
Walk-Off Home Run	Ryan Court, vs. Wichita State, 5/1/10
Run-Rule Walk-Off Home Run	Logan Leverett, vs. Bradley, 3/21/14
Hit for the Cycle	Owen Miller, vs. Valparaiso, 5/13/18

## ILLINOIS STATE PITCHER

Perfect Game	Never
No-Hitter	Paul Wagner, vs. Chicago State, 5/9/87
Combined No-Hitter	J. Olivieri, J. Roach, G. Neubauer, T. Hallam, vs. Valparaiso, 1976
Nine-Inning One-Hitter	Chris Razo, vs. Missouri State, 4/5/13
Seven-Inning One-Hitter	Jack Anderson, vs. SIUE, 4/27/21
Combined Seven-Inning One-Hitter	Lambert, Hecht, Verbeke, Claver, vs. Robert Morris, 4/10/14
Nine-Inning Complete Game	Sean Sinisko vs Missouri State, 5/15/21
Seven-Inning Complete Game	Jordan Lussier, vs. Missouri, 3/13/21
Nine-Inning Complete Game Shutout	Brett Wicklund, vs. Eastern Illinois, 4/2/19
Seven-Inning Complete Game Shutout	Jack Anderson, vs. SIUE, 4/27/21
20+ Strikeouts	20, Mike Rzdski, vs. Southern Illinois, 1949
<b>11-19 Strikeouts</b>	<b>12, Derek Salata at Arkansas State, 2/26/23</b>
10 Strikeouts	10, Colton Johnson, at Louisiana-Monroe, 2/27/20

## ILLINOIS STATE TEAM

Scored 30+ Runs	34, vs. Illinois Wesleyan, 4/26/83
Scored 25+ Runs	27, at Belmont, 2/15/19
Scored 20+ Runs	27, at Belmont, 2/15/19
Had 25+ Hits	25, at Belmont, 2/20/16
Had 20+ Hits	22, at SIUE, 3/13/19
Whole Lineup with 1+ Hit	at Indiana State, 4/2/22
Had 10+ Doubles	10, vs. Seton Hall, 3/10/98
Had 3+ Triples	4, vs. Xavier, 4/2/16
Had 5+ Home Runs	vs Saint Louis, 3/25/22
Had 4 Home Runs	at Valparaiso, 5/1/21
Had 10+ Walks	13, at Western Carolina, 2/27/22
Stole 7+ Bases	7, at Southern Illinois, 5/14/17
Pitched a Shutout	7-0, vs Valparaiso, 4/16/22
Pitched a Shutout vs. MVC Opponent	7-0, vs Valparaiso, 4/16/22
<b>Struck Out 15+ batters</b>	<b>17, at Arkansas State, 2/26/23</b>
Was Shut Out – Overall	3-0, at Dallas Baptist, 5/9/21
Was Shut Out – At Home	12-0, vs. Evansville, 4/24/21
Was Shut Out – On the Road	3-0, at Dallas Baptist, 5/9/21
Committed 5+ errors	5, at 19 Purdue, 3/20/22
Played an Extra-Inning Game	10 innings, at 19 Purdue, 3/20/22
Defeated a Ranked Opponent	4-3, vs 19 Purdue, 3/17/22
Lost on a Walk-Off Hit	7-6, at 19 Purdue, 3/20/22
Won Walk-Off Hit	Jeremy Gaines single, 12 innings, N Evansville, 5/25/21

## OPPONENT BATTER

Eight At-Bats	Two Players (vs Milwaukee), 3/20/16
Seven At-Bats	Three Players (at Murray State), 3/10/22
Six Hits	Ryan Humeniuk (at ULM), 2/29/20
Five Hits	Two Players (at ULM), 2/29/20
Five Runs	Trace Henry (at ULM), 2/29/20
Four Runs	Three Players (at ULM), 2/29/20
Three Doubles	Jack Yalowitz (vs Illinois), 4/9/19
Two Doubles	Cruz (at Western Illinois), 4/6/22
Two Triples	Furman (vs Bucknell), 3/9/14
Grand Slam	Andres Sosa (at Dallas Baptist), 5/8/21
Pinch-hit Grand Slam	Unknown
Three Home Runs	Two Players (at Tennessee Tech), 2/24/18
Two Home Runs	Kyle Schmack (vs Valparaiso), 4/16/22
Nine RBIs	Brady Shoemaker (10 RBI at Indiana State), 5/17/08
Eight RBIs	JT Weber (8 RBI at Southern Illinois), 4/4/21
Seven RBIs	JT Weber (8 RBI at Southern Illinois), 4/4/21
Six RBIs	Riley Dent (at Valparaiso), 5/1/21
Five RBIs	Tom Lichty (at Kansas), 5/10/22
10+ Total Bases	Two Players (at Valparaiso), 5/1/21
Five Extra-Base Hits	Not since at least 2000, unknown
Four Extra-Base Hits	Mark Shallenberger, (vs Evansville), 4/24/21
Three Extra-Base Hits	Two Players (at Valparaiso), 5/1/21
Four+ Walks	Adkins (at Belmont) 2/15/19
Three Stolen Bases	Luke Seidel (at Milwaukee), 4/17/21
Four Stolen Bases	Stitz (vs South Dakota State), 3/7/09

## OPPONENT TEAM

Scored 30+ Runs	30, at Tennessee Tech, 2/24/18
Scored 25+ Runs	26, at Louisiana-Monroe, 2/29/20
Scored 20+ Runs	26, at Louisiana-Monroe, 2/29/20
Had 25+ Hits	Not since at least 2000, unknown
Had 20+ Hits	22, at Eastern Illinois, 3/31/15
Had 10+ Doubles	Not since at least 2000, unknown
Had 3+ Triples	3, at Missouri State, 5/20/16
Had 5+ Home Runs	at Dallas Baptist, 5/8/21
Had 4 Home Runs	vs Dallas Baptist, 5/1/22
Had 10+ Walks	10, at Louisiana-Monroe, 2/29/20
Stole 7+ Bases	10, at Louisiana-Monroe, 2/29/20
Pitched a Shutout	6-0, at Arkansas Little-Rock, 2/14/20
Pitched a Shutout vs. MVC Opponent	5-0, at Southern Illinois, 5/13/17
<b>Struck Out 15+ batters</b>	<b>17, at Austin Peay, 2/18/23</b>
Was Shut Out – Overall	7-0, vs Valparaiso, 4/15/22
Was Shut Out – At Home	8-0, at Central Arkansas, 2/24/19
Was Shut Out – On the Road	7-0, vs Valparaiso, 4/15/22
Committed 5+ errors	6, at Miami (OH), 3/4/17

## On This Date... (as Division I program - since 1973)

## MARCH 1

5-10 record  
4.3 runs/gm  
5.4 runs allowed/gm

2020 - L, 2-4 at Louisiana-Monroe  
2019 - L, 4-5 at Murray State  
2019 - W, 4-3 at Murray State  
2015 - L, 10-16 at #1 Vanderbilt  
2014 - L, 0-7 at Central Arkansas  
2014 - W, 4-0 N North Dakota  
2013 - L, 3-5 at Belmont  
2010 - W, 7-3 N Western Michigan  
2008 - W, 9-3 N Valparaiso  
2006 - L, 5-18 at #20 Missouri  
2003 - W, 8-0 at Murray State  
2003 - L, 1-6 at Murray State  
2002 - L, 5-6 at Middle Tenn. St.  
1998 - L, 2-3 at Austin Peay  
1996 - L, 1-2 at Middle Tenn. St.



## INDIVIDUAL SINGLE-GAME RECORDS - BATTING (ALL-TIME)

At-Bats	8, Aidan Huggins, Jake McCaw, Ryan Cermak at Murray State, 3/10/22
Hits	6 by 4 different players (Jim Pacanowski, Jason Sands, Ryan Anetsberger, Eric Aguilera - most recent)
Runs	5 by 6 different players (Brad James, Jeff Allen, Brad Bouris, Ryan Court, Brett Kay, Ryan Cermak - most recent)
RBI	10 by Ryan Cermak (4/6/22 at Western Illinois); 9 by Mike Prior (3/9/85 vs UAB)
Stolen Bases	4 by Chad Hinshaw (3/26/10)
Home Runs	3 by 9 different players (most recent - Ryan Cermak (2022), Paul DeJong (2015))

Extra-Base Hits 5 by Ryan Court (5/1/10)

## TEAM SINGLE-GAME RECORDS - BATTING (SINCE 2000)

At-Bats	62 (at Murray State on 3/10/22) - 53 at Belmont on 2/20/16 for 9-inning game
Hits	25 (at Belmont on 2/20/16)
Runs	29 (Neutral site - James Madison on 3/14/10)
Runs in an Inning	16 (11th inning at Belmont on 2/15/19)
RBI	28 (at Tennessee Tech on 2/26/12)
Walks Drawn	15 (at Belmont on 2/15/19)
HBP	8 vs Fairleigh Dickinson (3/13/05)
Most Left on Base	19 (at Missouri State on 5/19/16 and vs Southern Illinois on 3/24/00)
Fewest Left on Base	1, five times (most recent - at Indiana State 4/17/16)
Stolen Bases	8 (at Chicago State on 4/20/18)
Doubles	8, two times (most recent - at Valparaiso on 4/6/19)
Triples	5 (vs Creighton on 3/31/01)
Home Runs	7, two times (most recent - at Eastern Illinois on 3/31/15)
Extra-Base Hits	13, three times (most recent - at Northern Illinois on 4/10/12)
Total Bases	46, two times (most recent - at Tennessee Tech on 2/26/12)

## SEASON LEADERS

Batting Average (75 AB min.)	Slugging Percentage (75 AB min.)	Complete Games
1. Bob Rigenbach (1956) . . . . .443	1. Mike Prior (1985) . . . . .875	1. James Goff (1937) . . . . .10
2. Bob Zubeck (1950) . . . . .440	2. Lynn Wade (1983) . . . . .842	T2. Jim Oliveri (1976) . . . . .8
3. Dave Koopman (1978) . . . . .416	3. Ryan Duncheon (1998) . . . . .802	T2. Paul Wagner (1989) . . . . .8
4. Mike Prior (1985) . . . . .413	4. Ryan Duchoen (1999) . . . . .752	T4. Eric Eckenstahler (1999) . . . . .7
5. Guy Homoly (1969) . . . . .413	5. Frank Mustari (1985) . . . . .752	T4. Ed Stryker (1990) . . . . .7
Games	Walks	Saves
1. Tony Simmonds (1988) . . . . .65	1. Kevin Tokarski (2010) . . . . .53	1. Kenny Long (2012) . . . . .13
T2. Gary Kreiger (1976) . . . . .62	2. Ryan Duncheon (1999) . . . . .52	2. Jacob Gilmore (2019) . . . . .11
T2. Joe Aeilts (2019) . . . . .62	3. Daniel Dwyer (2015) . . . . .51	T3. Kenny Long (2010) . . . . .9
T2. Jordan Libman (2019) . . . . .62	4. Jordan Libman (2019) . . . . .49	T3. Tim Hallam (1976) . . . . .9
T2. Joe Butler (2019) . . . . .62	T5. Kevin Tokarski (2011) . . . . .45	T3. Bill Brabec (1995) . . . . .9
T2. John Rave (2019) . . . . .62	T5. Ryan Duncheon (2000) . . . . .45	6. Jeremy Accardo (2002) . . . . .8
At-Bats	Hit-by-Pitch	Innings Pitched
1. John Rave (2019) . . . . .273	T1. Jim Pyfer (1997) . . . . .21	1. Jacob Hendren (2015) . . . . .106.0
2. Derek Parola (2019) . . . . .266	T1. Jay Molina (2004) . . . . .21	2. B.J. Burkhardt (1999) . . . . .105.0
3. Joe Aeilts (2019) . . . . .254	T1. Matt Bolt (2005) . . . . .21	3. Todd Keck (1994) . . . . .104.2
4. Ryan Knox (1999) . . . . .253	T4. Jay Molina (2005) . . . . .19	4. Ed Stryker (1990) . . . . .104.1
5. Joe Butler (2019) . . . . .251	T4. Jeremy Accardo (2003) . . . . .19	5. Dan Savas (2014) . . . . .102.2
Runs	On-Base Percentage	Strikeouts
1. Kevin Tokarski (2010) . . . . .70	1. Kevin Tokarski (2010) . . . . .538	1. James Goff (1934) . . . . .126
2. Jeff Allen (1998) . . . . .66	2. Brad Bouris (2002) . . . . .505	2. Brent Headrick (2019) . . . . .115
3. Mike Prior (1985) . . . . .63	3. Daniel Dwyer (2015) . . . . .502	3. Neal Cotts (2001) . . . . .113
T4. Ryan Knox (1999) . . . . .59	4. Chad Hinshaw (2011) . . . . .500	T4. Mike Rzdaski (1949) . . . . .111
T4. Ryan Duncheon (1999) . . . . .59	5. Todd Schroeder (1990) . . . . .487	T4. Irish O'Reilly (1966) . . . . .111
Hits	Stolen Bases	Fielding Percentage (100 chances min.)
T1. Owen Miller (2018) . . . . .88	T1. Chad Hinshaw (2013) . . . . .33	T1. Chad Hinshaw (*10, *11, *12) . . . . .1,000
T1. Joe Aeilts (2019) . . . . .88	T1. Kevin Tokarski (2010) . . . . .33	T1. Daniel Dwyer (2015) . . . . .1,000
T3. Kevin Tokarski (2010) . . . . .84	3. Kevin Tokarski (2008) . . . . .32	2. Todd Reeser (1985) . . . . .998
T4. Todd Schroeder (1990) . . . . .81	4. Chad Hinshaw (2011) . . . . .31	4. Jean Ramirez (2016) . . . . .997
T4. Owen Miller (2017) . . . . .81	5. Sean Beesley (2014) . . . . .27	5. Paul Popovich (1995) . . . . .996
T4. John Rave (2019) . . . . .81		
Doubles	Appearances	Putouts
1. Kevin Tokarski (2010) . . . . .25	T1. Jack Landwehr (2016) . . . . .32	1. Kyle Stanton (2013) . . . . .528
T2. Owen Miller (2016) . . . . .23	T1. Justin Hauer (2012) . . . . .32	2. Zach Amrein (2010) . . . . .522
T2. Kevin Dubler (2008) . . . . .23	T3. Ryan Copeland (2010) . . . . .31	3. Jesse Griswold (2007) . . . . .514
4. Greg Mote (1994) . . . . .22	T3. Kenny Long (2010) . . . . .31	4. Todd Schroeder (1990) . . . . .492
5. Paul DeJong (2014) . . . . .21	T5. Kenny Long (2012) . . . . .30	5. Seth Von Behren (1998) . . . . .483
	T5. Jake Sale (2015) . . . . .30	
	T5. Colton Johnson (2019) . . . . .30	
Triples	Earned-Run Average (45 IP min.)	Assists
1. Todd Schroeder (1990) . . . . .10	1. Bob Housman (1970) . . . . .0.99	1. Brett Kay (2013) . . . . .202
T2. Ty Wiesemeyer (2012) . . . . .8	2. Paul Sperry (1969) . . . . .1.03	2. Todd Mitchell (1999) . . . . .195
T2. Mike Prior (1985) . . . . .8	3. Todd Walker (1981) . . . . .1.16	3. Mark Dorencz (1993) . . . . .186
4. Jared Dufault (2001) . . . . .7	4. Paul Sperry (1970) . . . . .875	4. Mark Dorencz (1992) . . . . .185
T5. Jared Dufault (1999) . . . . .6	5. Kenny Long (2010) . . . . .842	5. Mark Aguilar (1994) . . . . .181
T5. Jason Sands (1997) . . . . .6		
T5. Rich Olson (1972) . . . . .6		
T5. Zach Amrein (2010) . . . . .6		
T5. Tom Klein (1969) . . . . .6		
Home Runs	Wins	Records in <i>bold red italics</i> indicate an active player.
1. Ryan Duncheon (1999) . . . . .23	T1. Jacob Hendren (2015) . . . . .10	
T2. Mike Prior (1985) . . . . .19	T1. Dan Savas (2013) . . . . .10	
T2. Brad James (1991) . . . . .19	T1. Irish O'Reilly (1966) . . . . .10	
T2. Ryan Cermak (2022) . . . . .19	T4. Steve Hecker (2001) . . . . .9	
T5. Ryan Cermak (1998) . . . . .18	T4. Corey Maines (2011) . . . . .9	
T5. Jeff Allen (1998) . . . . .18	T4. Rich Gordon (1969) . . . . .9	
	T4. Brent Headrick (2019) . . . . .9	
Runs Batted In	Games Started	
1. Brad James (1991) . . . . .75	1. Corey Maines (2010) . . . . .17	
2. Mike Prior (1985) . . . . .70	T2. Paul Wagner (1989) . . . . .16	
T3. Ryan Duncheon (1998) . . . . .68	T2. Matt Herges (1992) . . . . .16	
T3. Mike Saunches (2001) . . . . .68	T2. Dan Savas (2014) . . . . .16	
5. Jeff Allen (1998) . . . . .65	4. 12 players tied for . . . . .15	

## INDIVIDUAL SINGLE-GAME RECORDS - PITCHING (ALL-TIME)

Strikeouts 20 by Mike Rzdaski (1949 vs Southern Illinois)

## TEAM SINGLE-GAME RECORDS - PITCHING (SINCE 2000)

Strikeouts (High)	23 (at Murray State 3/10/22)
Strikeouts (Low)	0, four times (most recent - vs Creighton on 5/12/07)
Pitchers Used	9 (at Illinois Wesleyan on 4/27/10)
Combined Pitchers Used (High)	17 (at Belmont on 2/15/19) - 16 at Illinois Wesleyan on 4/27/10 for 9-inning game
Combined Pitchers Used (Low)	2, seven times (most recent - at Murray State on 2/27/09) - vs St. Xavier on 4/21/01 for 9-inning game
	both pitchers threw 10 innings on at Indiana State on 5/13/00
	14. (Neutral site vs Marist on 3/13/00)
Walks Issued	7, (at UTSA on 3/10/09)

## INDIVIDUAL SINGLE-GAME RECORDS - FIELDING (SINCE 2000)

Assists	9, three players (most recent - Paul DeJong on 3/20/15)
Putouts	24, Tyler Woltman (3/10/22)
Errors	4, Chris Shepherd (4/7/02), Luke Cheng (2/26/23)
Runners Thrown Out Stealing	3, Nick Zouras on 3/31/19 and Kevin Dubler on 4/23/06

## TEAM SINGLE-GAME RECORDS - FIELDING (SINCE 2000)

Most Assists	21 (at Creighton 4/28/12) - 20 vs Creighton on 5/5/13 for 9-inning game
Runs in an Inning	16 (11th inning at Belmont on 2/15/19)
Double Plays Turned	5, two times (most recent - vs Purdue on 4/24/12)
Errors	9 (at Wichita State on 4/9/05)

## CAREER LEADERS

Batting Average (200 AB min.)	Slugging Percentage (200 AB min.)	Complete Games
1. Mike Prior (1982-85) . . . . .388	1. Mike Prior (1982-85) . . . . .715	1. Eric Eckenstahler (1996-00) . . . . .16
2. Les Hellemann (1952-56) . . . . .378	2. Ryan Duncheon (1997-20) . . . . .701	2. Matt Herges (1990-92) . . . . .10
3. Dave Bergman (1971-75) . . . . .366	3. Guy Homoly (1968-69) . . . . .699	T3. Neal Cotts (1999-01) . . . . .9
4. Todd Schroeder (1989-91) . . . . .365	4. Frank Mustari (1985-87) . . . . .667	T3. Brian Forsytek (1997-00) . . . . .9
5. John Larocco (1984-85) . . . . .362	5. Ryan Cermak (2020-22) . . . . .636	T3. Ed Stryker (1989-90) . . . . .9
		T3. Dan Savas (2011-14) . . . . .9
Games	Walks	Saves
1. Tony Simmonds (1987-91) . . . . .238	1. Kevin Tokarski (2008-12) . . . . .166	1. Kenny Long (2008-12) . . . . .28
2. Mark Dorencz (1989-93) . . . . .226	2. Daniel Dwyer (2013-16) . . . . .150	2. Jeremy Accardo (2001-03) . . . . .12
3. Chad Hinshaw (2010-13) . . . . .218	3. Ryan Duncheon (1997-00) . . . . .141	3. Jacob Gilmore (2017-20*) . . . . .12
4. Kevin Tokarski (2008-12) . . . . .214	4. Chad Hinshaw (2010-13) . . . . .121	4. Jeremy Rhoades (2012-14) . . . . .10
5. Matt Bolt (2004-07) . . . . .213	5. Mike Hollenbeck (2011-14) . . . . .114	5. Tim Hallam (1975-77) . . . . .9
At-Bats	Hit-by-Pitch	Innings Pitched
1. Tony Simmonds (1987-91) . . . . .868	1. Jay Molina (2003-06) . . . . .65	1. Ryan Copeland (2007-10) . . . . .334.0
2. Kevin Tokarski (2008-12) . . . . .812	2. Matt Bolt (2004-07) . . . . .55	2. Todd Keck (1993-96) . . . . .328.0
3. Seth Von Behren (1997-00) . . . . .810	3. Chad Hinshaw (2010-13) . . . . .51	3. Dan Freed (1985-88) . . . . .312.0
4. Matt Bolt (2004-07) . . . . .779	4. Mike Stalowy (2006-09) . . . . .29	4. Corey Maines (2008-11) . . . . .307.0
5. Daniel Dwyer (2013-16) . . . . .778	5. Jim Pyfer (1994-97) . . . . .25	5. Brian Forsytek (1997-00) . . . . .293.2
Runs	On-Base Percentage	Strikeouts
1. Kevin Tokarski (2008-12) . . . . .207	1. Ryan Duncheon (1997-00) . . . . .475	1. Eric Eckenstahler (1996-00) . . . . .313
2. Seth Von Behren (1997-00) . . . . .184	2. Todd Schroeder (1988-92) . . . . .464	2. Mike Rzdaski (1948-51) . . . . .295
3. Chad Hinshaw (2010-13) . . . . .180	3. Jon Peacock (1989-91) . . . . .448	3. Brian Forsytek (1997-00) . . . . .288
4. Tony Simmonds (1988-91) . . . . .177	4. Jeff Allen (1996-98) . . . . .447	4. Corey Maines (2008-11) . . . . .272
5. Ryan Duncheon (1997-00) . . . . .176	5. Kevin Tokarski (2008-12) . . . . .440	5. Neal Cotts (1999-01) . . . . .263
Hits	Stolen Bases	Fielding Percentage (300 chances min.)
1. Tony Simmonds (1987-91) . . . . .271	1. Chad Hinshaw (2010-13) . . . . .109	1. Daniel Dwyer (2013-16) . . . . .997
2. Seth Von Behren (1997-00) . . . . .262	2. Kevin Tokarski (2008-12) . . . . .105	2. Todd Reeser (1981-85) . . . . .992
3. Kevin Tokarski (2008-12) . . . . .261	3. Sean Beesley (2013-16) . . . . .63	3. Jean Ramirez (2015-16) . . . . .992
4. Ryan Duncheon (1997-00) . . . . .257	4. Mike Prior (1983-85) . . . . .55	4. Paul Popovich (1992-95) . . . . .991
5. Jared Dufault (1998-01) . . . . .256	5. Matt Bolt (2004-07) . . . . .51	5. Kevin Dubler (2006-08) . . . . .990
Doubles	Appearances	Putouts
1. Ryan Duncheon (1997-00) . . . . .59	1. Kenny Long (2008-12) . . . . .96	1. Seth Von Behren (1997-00) . . . . .1126
2. Greg Mote (1992-96) . . . . .58	2. Jim Sajewich (2006-10) . . . . .90	2. Paul Popovich (1992-95) . . . . .1097
3. Seth Von Behren (1997-00) . . . . .58	3. Eric Theisen (2004-08) . . . . .86	3. Matt Mirabal (2009-12) . . . . .1035
4. Owen Miller (2016-18) . . . . .57	4. Mitch Vogrin (2015-19) . . . . .85	4. Todd Schroeder (1989-91) . . . . .1031
5. Kevin Dubler (2006-08) . . . . .56	5. Jeff Lindgren (2016-19) . . . . .83	5. Todd Reeser (1982-85) . . . . .1008
Triples	Earned Run Average (100 IP min.)	Assists
1. Jared Dufault (1998-01) . . . . .19	1. Paul Sperry (1968-70) . . . . .1.41	1. Mark Dorencz (1989-93) . . . . .680
2. Mike Prior (1983-85) . . . . .15	2. Buzz Capra (1967-69) . . . . .1.58	2. Tony Simmonds (1987-91) . . . . .533
3. Todd Schroeder (1988-91) . . . . .13	3. Mark Huber (1975-78) . . . . .2.09	3. Brett Kay (2010-13) . . . . .528
T4. Jason Sands (1996-91) . . . . .12	4. Mike Mackie (1973-75) . . . . .2.29	4. Kevin Tokarski (2008-12) . . . . .527
T4. Lynn Wade (1980-83) . . . . .12	5. Bob Housman (1969-71) . . . . .2.38	5. Greg Mote (1993-96) . . . . .506
T6. Jeff Zitek (1976-78) . . . . .10		
T6. John Rave (2017-19) . . . . .10		
T6. Mark Dorencz (1990-93) . . . . .10		
T6. Tony Simmonds (1988-91) . . . . .10		
Home Runs	Wins	
1. Ryan Duncheon (1997-00) . . . . .58	1. Corey Maines (2008-11) . . . . .24	
T2. Frank Mustari (1985-87) . . . . .41	2. Dan Freed (1985-88) . . . . .22	
3. Brad James (1988-91) . . . . .34	T3. Dan Savas (2011-14) . . . . .21	
T4. Ryan Cermak (2020-22) . . . . .32	T3. Doug Boehm (1982-85) . . . . .21	
T4. Mike Prior (1983-85) . . . . .32	T5. Brad Sorkin (2010-13) . . . . .20	
	T5. Brian Forsytek (1997-00) . . . . .20	
	T5. Mark Huber (1975-78) . . . . .20	
Runs Batted In	Games Started	
1. Ryan Duncheon (1997-00) . . . . .210	1. Corey Maines (2008-11) . . . . .53	
2. Brad James (1988-91) . . . . .167	2. Todd Keck (1993-96) . . . . .52	
3. Seth Von Behren (1997-00) . . . . .158	3. Brian Forsytek (1997-00) . . . . .47	
4. Frank Mustari (1985-87) . . . . .149	4. Eric Eckenstahler (1996-00) . . . . .46	
5. Mike Hollenbeck (2011-14) . . . . .148	5. Brad Sorkin (2010-13) . . . . .45	

## TEAM HIGHS AND LOWS

Highest Batting Avg. . . . .326 (1985)	Most Triples . . . . .28 (1990)	Most Victories . . . . .41 (1976)	Fewest Walks . . . . .48 (1957)
Lowest Batting Avg. . . . .206 (1960)	Fewest Triples . . . . .2 (1963)	Fewest Victories . . . . .11 (1965)	Most Walks . . . . .262 (1997)
Most Hits . . . . .673 (1999)	Most Home Runs . . . . .87 (1985)	Most Saves . . . . .15 (2010)	Lowest ERA . . . . .1.53 (1970)
Fewest Hits . . . . .88 (1957)	Fewest Home Runs . . . . .1 (1964)	Fewest Saves . . . . .3 (78, 88, 90)	Highest ERA . . . . .8.14 (1980)
Most Runs . . . . .433 (1999)	Most RBI . . . . .396 (1999)	Most Inn. Pitched . . . . .502.0 (1999)	Most Strikeouts/Game . . . . .9.6 (1966)
Fewest Runs . . . . .47 (1957)	Fewest RBI . . . . .36 (1957)	Fewest Inn. Pitched . . . . .100.0 (1957)	Fewest Strikeouts/Game . . . . .3.5 (1954)
Most Doubles . . . . .128 (2000)	Most Stolen Bases . . . . .139 (1976)	Most Strikeouts . . . . .493 (2014)	Most Walks/Game . . . . .6.22 (1958)
Fewest Doubles . . . . .7 (1957)	Fewest Stolen Bases . . . . .19 (2016)	Fewest Strikeouts . . . . .42 (1957)	Fewest Walks/Game . . . . .3.12 (2003)

Name	Team	Round	Pick	Year	Name	Team	Round	Pick	Year	Team: Total (Draft)	Year: Total(Draft)
Dave Bergman	New York Yankees	2	36	1974	Jean Ramirez	Tampa Bay Rays	28	840	2016	ARI: 5 (4)	2022: 2 (1)
Neal Cotts	Oakland Athletics	2	69	2001	Ryan Copeland	St. Louis Cardinals	32	979	2010	2021: 2 (1)	2019: 5 (5)
Ryan Cermak*	Tampa Bay Rays	2	71	2022	Eric Eckenstahler	Detroit Tigers	32	957	1999	ATL: 4 (3)	2018: 1 (1)
Owen Miller*	San Diego Padres	3	84	2018	Curt Heidenreich	Cincinnati Reds	32	753	1980	BAL@: 2 (2)	2016: 1 (1)
Paul DeJong*	St. Louis Cardinals	4	131	2015	Eric Aguilera	Los Angeles Angels	34	1027	2013	BOS: 1 (0)	2015: 3 (2)
Paul O'Malley	Houston Astros	4	108	1994	Rick O'Neill	Atlanta Braves	34	882	1991	2014: 7 (6)	2013: 4 (4)
Mike Prior	Los Angeles Dodgers	4	90	1985	Tyler Cox	Pittsburgh Pirates	35	1044	2008	CHW: 4 (2)	2012: 1 (1)
Jeremy Rhoades	Los Angeles Angels	4	119	2014	Eric Eckenstahler	New York Yankees	36	1087	1998	CHC: 8 (3)	2011: 2 (2)
Kyle Bloom	Pittsburgh Pirates	5	142	2004	Randy Gentile	Minnesota Twins	37	968	1989	CIN: 2 (1)	2010: 1 (1)
John Rave*	Kansas City Royals	5	139	2019	Paul DeJong	Pittsburgh Pirates	38	1151	2014	CLE: 2 (1)	2008: 2 (2)
Brock Stewart*	Los Angeles Dodgers	6	189	2014	Scott Behrens	Atlanta Braves	42	1087	1991	COL: 2 (2)	2007: 1 (1)
Kevin Dubler	Chicago White Sox	8	240	2008	Terry Beyna	Houston Astros	42	1176	1993	DET: 5 (3)	2006: 2 (2)
Guy Holmoly	San Francisco Giants	8	184	1969	Joe Wischnowski	San Francisco Giants	49	855	1967	HOU: 5 (4)	2005: 1 (1)
Jason Karnuth	St. Louis Cardinals	8	254	1997	Jeremy Accardo	San Francisco Giants	N/A	N/A	2003	2004: 5 (4)	2003: 1 (0)
Brent Headrick*	Minnesota Twins	9	269	2019	Don Borgini	San Francisco Giants	N/A	N/A	1981	KC: 2 (1)	2002: 1 (0)
Bryan House	Chicago Cubs	9	213	1984	Lee Boyko	San Francisco Giants	N/A	N/A	1968	LAA*: 7 (4)	2001: 4 (2)
Jeremy Pickrel	Minnesota Twins	10	301	2004	Bob Breitman	Chicago Cubs	N/A	N/A	1968	LAD: 6 (3)	2000: 2 (1)
Tom Wiegand	Montreal Expos	10	243	1978	Scott Brown	Pittsburgh Pirates	N/A	N/A	1989	MIA&: 3 (1)	1999: 4 (3)
Josh Kauten	Detroit Tigers	11	313	2004	BJ Burkhart	Milwaukee Brewers	N/A	N/A	1999	MIL: 3 (2)	1998: 7 (3)
Dylan Craig	Colorado Rockies	12	353	2014	Rick Carone	Chicago White Sox	N/A	N/A	1990	2000: 2 (1)	1997: 1 (1)
Dan Frega	Cleveland Indians	12	371	2006	Joe Claver	Toronto Blue Jays	N/A	N/A	2014	SD: 5 (2)	1995: 2 (2)
Kitt Kopach	Chicago Cubs	12	359	2006	Bob Daggy	Detroit Tigers	N/A	N/A	1984	MIN: 4 (3)	1994: 2 (1)
Paul Wagner	Pittsburgh Pirates	12	312	1989	Keola Delatori	Chicago Cubs	N/A	N/A	1998	NY: 8 (5)	1993: 3 (2)
Will Headean	San Diego Padres	13	387	2015	Ryan Duncheon	Los Angeles Angels	N/A	N/A	2000	NYY: 8 (5)	1991: 5 (4)
Matt Walker*	Detroit Tigers	13	382	2019	Nick Gile*	Colorado Rockies	N/A	N/A	2022	NYM: 3 (2)	1990: 3 (1)
Joe Aeilts	Colorado Rockies	14	429	2019	James Goff	New York Yankees	N/A	N/A	1934	OAK: 2 (2)	1989: 5 (2)
Brian Forystek	Baltimore Orioles	14	414	2000	Art Goreham	San Francisco Giants	N/A	N/A	1950	PHI: 1 (0)	1988: 3 (2)
Todd Mitchell	New York Yankees	14	441	1999	Jeff Gowan	St. Louis Cardinals	N/A	N/A	1978	PIT: 7 (4)	1987: 1 (1)
Jeff Allen	San Francisco Giants	15	458	1998	Bob Graczyk	San Diego Padres	N/A	N/A	1970	SD: 5 (2)	1985: 2 (2)
Ryan Anetsberger	Florida Marlins	15	466	2007	Dave Griffin	San Francisco Giants	N/A	N/A	1982	SF: 11 (4)	1984: 3 (2)
Chad Hinshaw	Los Angeles Angels	15	457	2013	Chris Gurchiek	Kansas City Royals	N/A	N/A	1988	SEA: 0	1982: 2 (0)
Bill Brabec	Toronto Blue Jays	16	440	1995	Lee Handley	Chicago Cubs	N/A	N/A	1956	TB: 1 (1)	1981: 1 (0)
Mark Dorencz	Houston Astros	17	476	1993	Steve Hecker	Toronto Blue Jays	N/A	N/A	2001	TEX: 3 (2)	1980: 1 (1)
Dan Freed	Montreal Expos	17	440	1988	Heithe Heiberger	Arizona Diamondbacks	N/A	N/A	2001	TOR: 3 (1)	1979: 1 (1)
Todd Schroeder	Pittsburgh Pirates	17	462	1991	Matt Herges	Los Angeles Dodgers	N/A	N/A	1993	WSH+: 3 (3)	1978: 5 (2)
Loren White	Montreal Expos	17	426	1985	Dan Hogan	New York Mets	N/A	N/A	1973	STL: 6 (5)	1976: 1 (0)
Colton Johnson*	Oakland Athletics	17	488	2021	Glen Honsbruch	St. Louis Browns	N/A	N/A	1952	TB: 1 (1)	1974: 2 (2)
Mike Prior	Baltimore Orioles	18	469	1984	Tom Houk	Minnesota Twins	N/A	N/A	1989	TEX: 3 (2)	1973: 1 (0)
Ed Tolzien	Anaheim Angels	18	539	2001	Hayden Jones*	Cincinnati Reds	N/A	N/A	2021	TOR: 3 (1)	1971: 1 (0)
Dan Savas	Arizona Diamondbacks	19	570	2014	Larry Kindred	New York Yankees	N/A	N/A	1942	WSH+: 3 (3)	1970: 2 (0)
Andy Cotner	New York Mets	20	538	1991	Ed Kinsella	Pittsburgh Pirates	N/A	N/A	1905	@includes STL	1969: 2 (2)
Brett Kay	San Francisco Giants	20	612	2013	Dan Kolb	Texas Rangers	N/A	N/A	1994	Browns	1968: 2 (0)
Ryan Knox	Texas Rangers	20	593	1998	Ryan Koziol	San Francisco Giants	N/A	N/A	2015	*includes Anaheim	1967: 2 (1)
Don Prybylinski	St. Louis Cardinals	20	528	1990	Bob Lazarewicz	Detroit Tigers	N/A	N/A	1962	1966: 1 (0)	1962: 1 (0)
Tim Millner	Chicago Cubs	21	531	1979	Ray Ledinsky	Los Angeles Angels	N/A	N/A	1989	*includes Florida	1956: 2 (0)
Bruce Prybylinski	New York Yankees	21	547	1988	Greg Linhart	Philadelphia Phillies	N/A	N/A	1978	&includes Montreal	1955: 1 (0)
Kenny Long	Houston Astros	22	669	2012	Barry Molencupp	Los Angeles Dodgers	N/A	N/A	1978	1952: 1 (0)	1947: 1 (0)
Ryan Court	Arizona Diamondbacks	23	694	2011	Irish O'Reilly	Boston Red Sox	N/A	N/A	1966	1942: 1 (0)	1934: 1 (0)
Mike Hollenbeck	Chicago White Sox	23	678	2014	Jason Pearson	Florida Marlins	N/A	N/A	1998	1905: 1 (0)	
Corey Maines	New York Yankees	23	719	2011	Ernie Pederson	Atlanta Braves	N/A	N/A	1971		
Mitch Nowicki	Pittsburgh Pirates	23	511	1974	Bob Rigenbach	San Francisco Giants	N/A	N/A	1956		
Ryan Knox	Milwaukee Brewers	24	724	1999	Jim Roach	Chicago White Sox	N/A	N/A	1976		
Jeff Lindgren*	Miami Marlins	24	711	2019	Paul Robinson	Chicago Cubs	N/A	N/A	1955		
Chris Razo	Milwaukee Brewers	24	722	2013	Mike Saunches	New York Yankees	N/A	N/A	2002		
Andy Schofield	St. Louis Cardinals	24	659	1995	Ed Sennett	Los Angeles Angels	N/A	N/A	1967		
Brad James	Atlanta Braves	25	648	1991	Paul Sperry	San Francisco Giants	N/A	N/A	1970		
Frank Mustari	Los Angeles Dodgers	25	637	1987	Ed Stryker	Los Angeles Dodgers	N/A	N/A	1990		
Todd Stein	Arizona Diamondbacks	25	746	2004	Drew Thomas	San Diego Padres	N/A	N/A	1998		
Buzz Capra	New York Mets	27	625	1969	Tyler Turnquist	Houston Astros	N/A	N/A	1998		
Matt Fowles	Arizona Diamondbacks	27	801	2005	Lynn Wade	Cleveland Indians	N/A	N/A	1982		
Jeff Zitek	Texas Rangers	27	643	1978	Nate Whitney	San Diego Padres	N/A	N/A	2004		
					Bob Zubeck	Chicago Cubs	N/A	N/A	1947		

BOLD=Made MLB 123 players in the Pros (16 MLB)  
 Green= Did not sign 74x drafted (71 players)  
 Red=Under Holm Did not sign: 5 (4 different players)  
 \*=active (11)

### HOLM'S REDBIRDS IN THE PROS

● Head coach Steve Holm, who is in his 5th season at Illinois State in 2022, has sent nine Redbirds to the pros.

● Kansas City Royals prospect **John Rave** ('19), Miami Marlins prospect **Jeff Lindgren** ('19), Minnesota Twins prospect **Brent Headrick** ('19), Detroit Tigers prospect **Matt Walker** ('19), Oakland Athletics prospect **Colton Johnson** ('21), Cincinnati Reds prospect **Hayden Jones** ('21), Tampa Bay Rays prospect **Ryan Cermak** ('22), and Colorado Rockies prospect **Nick Gile** ('22).

● The other is **Joe Aeilts** ('19), who was drafted by the Colorado Rockies but elected to retire prior to the 2022 season.

### REDBIRDS IN THE MLB

● The most notable ISU baseball alum is St. Louis Cardinals INF **Paul DeJong**. Despite being a Gold Glove finalist at the position and All-Star in 2019, DeJong started just one game at SS in college. He was primarily a catcher and second baseman, but also saw time at RF and 3B.

● Redbird alum **Owen Miller** has also made a big impact early in 2022 for the Cleveland Guardians prior to be traded to the Milwaukee Brewers on December 14, 2022. Miller played in 130 games for CLE in 2022, hitting .243 with six home runs. Miller primarily played first base but also saw significant time at second base and designated hitter, in addition to third base.

● ISU alum **Brock Stewart** was signed by the Minnesota Twins after missing the 2021 season and much of the 2022 season due to injury.



## What is scorigami?

Scorigami is a scoring combination that has never happened before. The term was coined by SB Nation sportswriter Jon Bois in 2016 and is generally associated with NFL football. Entering the 2023 season, there have been **1,074** unique scores ("scorigamis") in NFL history.

## Redbird Baseball Scorigami Trends

- ◆ The most common score is by 4-3 (100 occurrences), followed by 5-4 (96 occurrences).
- ◆ The six most common scores (4-3, 5-4, 2-1, 3-2, 7-6, and 6-5) are one-run games.
- ◆ Illinois State has a winning record when scoring five runs or more but has a losing record when scoring four runs or less. When allowing four runs or less, ISU has a winning record. The program has a losing record when allowing five runs or more.
- ◆ Four runs scored (281 occurrences) is the most common for ISU, as is four runs allowed (288 occurrences)
- ◆ **14,989** runs scored, **14,473** runs allowed in **2,543** games in **51** seasons as a DIVISION 1 PROGRAM for an all-time record of **1296-1258-10** (entering 3/1/2023)

## Top ISU Results

Times	ISU	OPP	Most Recent
51	3	4	5/8/2022 at Evansville
51	4	5	5/6/2022 at Evansville
49	4	3	5/15/2022 vs Missouri State
45	5	4	3/16/2019 vs Central Michigan
44	2	1	3/9/2021 vs Western Illinois
42	6	7	3/20/2022 at 19 Purdue
38	1	2	4/17/2022 at Valparaiso
37	3	2	5/3/2022 at Iowa
36	2	3	4/30/2021 at Valparaiso
<b>34</b>	<b>5</b>	<b>6</b>	<b>2/21/2023 at SIUE</b>
32	6	5	3/31/2018 vs Southern Illinois
30	4	1	5/20/2022 vs Southern Illinois
29	7	6	4/9/2019 vs Illinois
28	5	3	4/13/2019 vs Missouri State
27	1	3	5/14/2022 vs Missouri State
27	2	4	4/1/2022 at Indiana State
27	3	6	5/8/2021 at Dallas Baptist
26	3	1	5/15/2021 vs Missouri State
25	6	3	4/24/2021 vs Evansville
24	4	2	5/14/2021 vs Missouri State
24	2	5	4/3/2022 at Indiana State

**324 unique ISU results**

(win, loss counted as separate)

## All 324 Unique ISU Results

0-1	0-8	3-8	11-2	1-15	17-0	18-1	10-12	6-19	9-20
1-0	1-7	4-7	12-1	2-14	1-17	3-17	12-10	7-18	12-17
0-2	2-6	5-6	13-0	3-13	2-16	5-15	13-9	11-14	14-15
2-0	3-5	6-5	0-14	4-12	3-15	8-12	14-8	12-13	15-14
0-3	4-4	7-4	1-13	5-11	4-14	9-11	15-7	14-11	17-12
1-2	5-3	8-3	2-12	6-10	5-13	11-9	16-6	16-9	18-11
2-1	6-2	9-2	3-11	7-9	6-12	13-7	17-5	17-8	10-20
3-0	7-1	10-1	4-9	8-7	7-11	14-6	18-4	18-7	11-19
4-0	8-0	11-0	5-9	9-7	8-10	15-5	19-3	22-3	13-17
1-3	0-9	0-12	6-8	10-6	10-8	16-4	5-18	5-21	14-16
3-1	1-8	1-11	7-7	11-5	11-7	17-3	6-17	8-18	28-2
4-0	2-7	2-10	8-6	12-4	12-6	18-2	8-15	10-16	5-26
0-5	3-6	3-9	9-5	13-3	13-5	19-1	9-14	12-14	7-24
1-4	4-5	4-8	10-4	14-2	14-4	4-17	10-13	14-12	14-17
2-3	5-4	5-7	11-3	15-1	15-3	6-15	11-12	18-8	15-16
3-2	6-3	6-6	12-2	16-0	16-2	7-14	12-11	22-4	16-15
4-1	7-2	7-5	13-1	0-17	17-1	8-13	13-10	10-17	5-27
5-0	8-1	8-4	0-15	1-16	2-17	9-12	15-8	11-16	17-15
0-6	9-0	9-3	1-14	2-15	3-16	10-11	16-7	12-15	18-14
1-5	0-10	1-2	2-13	3-14	4-15	11-10	17-6	14-13	8-26
2-4	1-9	1-11	3-12	4-13	5-14	12-9	5-19	17-10	11-23
3-3	2-8	12-0	4-11	5-12	6-13	13-8	7-17	19-8	18-17
4-2	3-7	0-13	5-10	6-11	7-12	15-6	8-16	5-23	22-13
5-1	4-6	1-12	6-9	7-10	8-11	16-5	10-14	6-22	29-8
6-0	5-5	2-11	7-8	8-9	9-10	17-4	11-13	8-20	27-11
0-7	6-4	3-10	8-7	9-8	10-9	18-3	13-11	9-19	29-9
1-6	7-3	4-9	9-6	10-7	11-8	2-20	14-10	11-17	17-30
2-5	8-2	5-8	10-5	11-6	12-7	4-18	16-8	15-13	34-13
3-4	9-1	6-7	11-4	12-5	13-6	5-17	17-7	16-12	
4-3	10-0	7-6	12-3	13-4	14-5	6-16	18-6	18-10	
5-2	0-11	8-5	13-2	14-3	15-4	7-15	20-4	23-5	
6-1	1-10	9-4	14-1	15-2	16-3	8-14	21-3	3-26	
7-0	2-9	10-3	15-0	16-1	17-2	9-13	23-1	8-21	

## Top Game Results

Times	The Score	Most Recent
100	4 3	5/15/2022 vs Missouri State
96	5 4	5/6/2022 at Evansville
81	2 1	3/5/2022 at Arkansas State
73	3 2	5/3/2022 at Iowa
69	7 6	5/2/2021 at Valparaiso
<b>56</b>	<b>6 5</b>	<b>2/21/2023 at SIUE</b>
53	3 1	5/14/2022 vs Missouri State
52	6 3	5/8/2021 at Dallas Baptist
52	4 2	4/1/2022 at Indiana State
49	5 3	5/7/2022 at Evansville
49	4 1	5/20/2022 vs Southern Illinois
46	5 2	4/30/2022 vs Dallas Baptist
44	8 2	2/27/2021 at 17 Oklahoma State
43	6 4	5/20/2021 at Bradley
42	8 7	4/24/2021 vs Evansville
39	5 1	3/6/2021 at SEMO
39	9 4	4/6/2018 vs Dallas Baptist
37	1 0	5/10/2019 at Bradley
37	7 2	5/12/2019 at Bradley
36	7 3	3/31/2019 at Creighton
36	7 5	2/22/2020 at 22 Oklahoma

**198 unique scores**

(regardless of win/loss)

## All 198 Unique Scores

<-----Organized by total runs scored (ISU first)									
Organized by total runs scored									
1-0									
2-0	5-5								
2-1	6-4								
3-0	7-3	7-7	16-0	16-3	23-1	18-7	20-9		
3-1	8-2	8-6	9-8	17-2	13-12	19-6	21-8		
4-0	9-1	9-5	10-7	18-1	14-11	22-3	26-3		
3-2	10-0	10-4	11-6	11-9	16-9	14-12	16-14		
4-1	6-5	11-3	12-5	12-8	17-8	16-10	17-13		
5-0	7-4	12-2	13-4	13-7	17-5	18-8	19-11		
3-3	8-3	13-1	14-3	14-6	18-4	21-5	20-10		
4-2	9-2	14-0	15-2	15-5	19-3	22-4	28-2		
5-1	10-1	8-7	16-1	16-4	20-2	14-13	16-15		
6-0	11-0	9-6	17-0	17-3	12-11	15-12	17-14		
4-3	6-6	10-5	10-8	18-2	13-10	16-11	24-7		
5-2	7-5	11-4	11-7	19-1	14-9	17-10	26-5		
6-1	8-4	12-3	12-6	11-10	15-8	19-8	17-15		
7-0	9-3	13-2	13-5	12-9	16-7	15-13	18-14		
4-4	10-2	14-1	14-4	13-8	17-6	16-12	27-5		
5-3	11-1	15-0	15-3	14-7	18-5	17-11	23-11		
6-2	12-0	8-8	16-2	15-6	13-11	18-10	26-8		
7-1	7-6	9-7	17-1	16-5	14-10	19-9	18-17		
8-0	8-5	10-6	10-9	17-4	16-8	20-8	22-13		
5-4	9-4	11-5	11-8	18-3	17-7	22-6	29-8		
6-3	10-3	12-4	12-7	12-10	18-6	23-5	27-11		
7-2	11-2	13-3	13-6	13-9	19-5	15-14	29-9		
8-1	12-1	14-2	14-5	14-8	20-4	17-12	30-17		
9-0	13-0	15-1	15-4	15-7	21-3	18-11	34-13		

## How Many Times Has...








































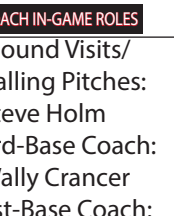




ISU Scored (Runs, Record)	ISU Allowed (Runs, Record)
0 - 121 times (0-121)	0 - 156 times (156-0)
1 - 204 times (19-185)	1 - 227 times (209-18)
2 - 264 times (62-202)	2 - 247 times (195-52)
3 - 265 times (81-183-1)	3 - 278 times (198-79-1)
4 - 282 times (121-159-2)	4 - 288 times (173-113-2)
5 - 258 times (130-126-2)	5 - 229 times (102-125-2)
6 - 234 times (127-105-2)	6 - 215 times (91-122-2)
7 - 185 times (127-56-2)	7 - 196 times (58-136-2)
8 - 176 times (118-57-1)	8 - 167 times (45-121-1)
9 - 139 times (118-21)	9 - 146 times (28-118)
10 - 91 times (76-15)	10 - 111 times (16-95)
11 - 78 times (64-14)	11 - 68 times (8-60)
12 - 65 times (60-5)	12 - 55 times (4-51)
13 - 58 times (56-2)	13 - 49 times (7-42)
14 - 38 times (35-3)	14 - 38 times (2-36)
15 - 21 times (20-1)	15 - 27 times (2-25)
16 - 24 times (24-0)	16 - 16 times (0-16)
17 - 23 times (22-1)	17 - 24 times (1-23)
18 - 19 times (1-0)	18 - 6 times (0-6)
19 - 3 times (3-0)	19 - 4 times (0-4)
20 - 2 times (2-0)	20 - 5 times (0-5)
21 - 2 times (2-0)	21 - 2 times (0-2)
22 - 4 times (4-0)	22 - 1 time (0-1)
23 - 2 times (2-0)	23 - 2 times (0-2)
27 - 1 time (1-0)	24 - 1 time (0-1)
28 - 1 time (1-0-0)	26 - 3 times (0-3)
29 - 2 times (2-0)	27 - 1 time (0-1)
34 - 1 time (1-0)	30 - 1 time (0-1)
<b>14,989 runs scored, 14,473 runs allowed in</b>	
<b>2,543 games in 51 seasons as a DIVISION 1</b>	
<b>PROGRAM for an all-time record of 1296-1258-10</b>	
<b>(entering 3/1/2023)</b>	

## Potential Scorigamis (31 runs or less)

- 18-0	- 19-4	- 23-2	- 18-9	- 25-3	- 28-1	- 30-0
- 19-0	- 20-3	- 24-1	- 20-7	- 26-2	- 29-1	- 18-13
- 20-0	- 21-2	- 25-0	- 21-6	- 27-1	- 18-12	- 19-12
- 19-2	- 22-1	- 15-11	- 22-5	- 28-0	- 21-9	- 20-11
- 20-1	- 23-0	- 17-9	- 23-4	- 16-13	- 22-8	- 21-10
- 21-0	- 15-9	- 19-7	- 24-3	- 19-10	- 23-7	- 22-9
- 21-1	- 22-2	- 20-6	- 25-2	- 22-7	- 24-6	- 23-8
- 22-0	- 24-0	- 23-3	- 26-1	- 23-6	- 25-5	- 25-6
- 21-0	- 15-10	- 24-2	- 27-0	- 24-5	- 26-4	- 27-4
- 21-1	- 20-5	- 25-1	- 21-7	- 25-4	- 27-3	- 28-3
- 22-0	- 21-4	- 26-0	- 24-4	- 27-2	- 29-1	- 29-2



## TV and Radio Roster

 <b>#1 Shai Robinson</b> INF   1 - Fr.   6-0   180   R/R Flossmoor, Ill. Homewood Flossmoor HS	 <b>#2 JP Gauthier</b> OF   2 - So.   6-2   180   R/R De Pere, Wis. De Pere HS	 <b>#3 Ryan Borberg</b> RHP   1 - Fr.   6-2   190   R/R Lake Quivira, Kan. Shawnee Mission NW HS	 <b>#4 Adrian Flores</b> C   4 - Jr.   5-9   185   R/R Santa Cruz, Calif. Cabrillo College	 <b>#5 Luke Cheng</b> INF   3 - Jr.   6-0   180   R/R Olney, Md. Sherwood HS	 <b>#6 James Duncan</b> OF   1 - Fr.   6-1   190   L/L Sussex, Wis. Arrowhead HS	 <b>#8 Ben Karpowicz</b> INF   1 - Fr.   6-0   200   R/R Elgin, Ill. South Elgin HS	 <b>#10 Auggie Rasmussen</b> OF   3 - Jr.   5-11   190   L/L Blair, Neb. Iowa Western CC
 <b>#11 JT Sokolove</b> OF   2 - So.   5-11   175   R/R Hudsonville, Mich. Hudsonville HS	 <b>#14 Luke Lawrence</b> C   2 - Fr.   6-0   175   L/R Evergreen Park, Ill. Webster	 <b>#15 Connor Olson</b> OF   5 - Sr.   6-0   205   L/R Wheaton, Ill. Wabash Valley JC	 <b>#17 Greg Nichols</b> INF   4 - Jr.   6-2   185   L/R Roseville, Calif. Sacramento City College	 <b>#19 Tyler Woltman</b> C   3 - So.   5-9   165   R/R Wheaton, Ill. Wheaton North HS	 <b>#21 Blake Stenger</b> OF   2 - So.   6-1   205   R/R Gretna, Neb. Iowa Western CC	 <b>#22 Justin Schubert</b> RHP   5 - Jr.   6-2   195   R/R Redlands, Calif. Fullerton College	 <b>#23 Judah Morris</b> 1B   3 - So.   6-3   245   R/R Mather, Calif. Cosumnes River College
 <b>#24 Daniel Pacella</b> 1B/OF   1 - Fr.   6-3   235   L/L Mundelein, Ill. Mundelein HS	 <b>#25 Ryan Weaver</b> LHP   2 - So.   6-2   195   L/L Cary, Ill. Cary-Grove HS	 <b>#26 Dylan Swarmer</b> C   5 - Sr.   5-11   195   R/R Valencia, Penn. Youngstown State	 <b>#27 Shay Kubo</b> INF   4 - Jr.   5-8   165   R/R Waipahu, Haw. Northern Colorado	 <b>#28 Jordan Lussier</b> RHP   4 - Jr.   6-2   200   R/R Winnipeg, Manitoba Chandler-Gilbert CC	 <b>#29 Nick Strong</b> C   2 - So.   6-2   205   R/R Fairfield, Calif. Delta College	 <b>#30 Noah Rabin</b> INF   2 - So.   5-11   195   L/R Sebastopol, Calif. Santa Rosa JC	 <b>#31 Elijah Dale</b> RHP   4 - Jr.   5-11   175   R/R St. Louis, Mo. Kansas State
 <b>#32 Trey Krause</b> LHP   4 - So.   6-0   185   L/L Burlington, Wis. Burlington HS	 <b>#33 Cameron Mabree</b> RHP   4 - Jr.   6-3   220   R/R Temecula, Calif. Cal Poly Pomona	 <b>#34 Jared Hart</b> LHP   6 - Sr.   6-0   185   L/L Cedar Park, Tex. Wabash Valley College	 <b>#35 Gradin Taschner</b> RHP   1 - Fr.   6-3   235   R/R Neenah, Wis. Neenah HS	 <b>#36 Thomas Harper</b> RHP   1 - Fr.   6-4   205   R/R Wauwatosa, Wis. Wauwatosa East HS	 <b>#37 Justin Foy</b> RHP   5 - Sr.   6-4   210   R/R Taylor Ridge, Ill. Western Illinois	 <b>#38 Tyrelle Chadwick</b> RHP   1 - Fr.   6-3   225   R/R Kamloops, B.C. Okotoks Dawgs Academy	 <b>#39 Joey Wilmoth</b> RHP   1 - Fr.   6-2   185   R/R Fishers, Ind. Fishers HS
 <b>#40 Erik Kubiawicz</b> RHP   4 - Jr.   6-3   225   R/R Oakdale, Minn. North HS	 <b>#41 Kolton Scherbenske</b> RHP   5 - Gr.   6-2   210   R/R Rapid City, S.D. Charlotte	 <b>#42 MacCallan Conklin</b> OF   2 - So.   6-1   190   R/R Normal, Ill. University HS	 <b>#43 Sean Sinisko</b> LHP   5 - Jr.   6-5   230   L/L Geneva, Ill. Geneva HS	 <b>#45 Jayson Hibbard</b> RHP   4 - Jr.   6-5   245   R/R Kuna, Idaho Oregon State	 <b>#48 Zach Holcomb</b> LHP   3 - So.   5-10   180   L/L Oviedo, Fla. Pittsburgh	 <b>#51 Derek Salata</b> RHP   5 - Sr.   6-3   210   R/R Westchester, Ill. Nazareth Academy	
 <b>Steve Holm</b> 5th-Year Head Coach Oral Roberts 2001	 <b>Wally Crancer</b> 5th-Year Ast. Head Coach Recruiting Coordinator Georgia Tech 2007	 <b>RD Spiehs</b> 2nd-Year Ast. Coach Nebraska 2009	 <b>Derek Parola</b> 3rd-Year Ast. Coach Illinois State 2018 Played for ISU	 <b>Colin Wyman</b> 1st-Year Director of Operations Illinois State 2021 Played for ISU	<b>PRONUNCIATIONS</b> 1 - SHY 2 - Gaw-THREE-ay 5 - Chang 10 - RASS-muss-in 11 - SOCK-uh-love 27 - KOO-beau 28 - LOO-see-ay 30 - Ruh-BEAN 33 - MAY-bee 35 - GRAY-din 39 - WILL-myth 40 - KOO-buh-TAO-itz 41 - Sure-ben-ski 42 - Muh-CAL-in 43 - Sin-ISS-ko 51 - Suh-LAH-tuh		

### COACH IN-GAME ROLES

Mound Visits/  
Calling Pitches:  
Steve Holm  
3rd-Base Coach:  
Wally Crancer  
1st-Base Coach:  
Derek Parola

Up-to-date roster with spoken pronunciations (scan and click ear icon by name to listen)

