



MISSISSIPPI STATE BASEBALL

2021 NATIONAL CHAMPIONS

133 Seasons | 39 NCAA Tournament Appearances | 12 College World Series Appearances | 19 MLB First Round Draft Picks

2023 SCHEDULE & RESULTS

February			(6-3)
	TV	TIME	
17	VMI	SECN+	W, 11-2
18	VMI	SECN+	L, 14-13
19	VMI	SECN+	W, 9-3
21	ULM	SECN+	L, 11-5
22	ULM	SECN+	W, 14-3
24	ARIZONA STATE	SECN+	L, 13-4
25	ARIZONA STATE	SECN+	W, 5-1
26	ARIZONA STATE	SECN+	W, 16-3
28	vs. Southern Miss (1)	SECN+	W, 10-9
March			(10-9)
3	vs. Ohio State (3)	D1Baseball	L, 8-3
4	vs. Oklahoma (3)	D1Baseball	L, 15-9
5	vs. California (3)	D1Baseball	W, 8-4
7	VALPARAISO	SECN+	W, 12-2 (7)
10	LIPSCOMB	SECN+	W, 8-2
11	LIPSCOMB	SECN+	W, 4-3
11	LIPSCOMB	SECN+	W, 12-4
14	vs. Nicholls State (2)	SECN+	W, 12-4
15	vs. Louisiana (2)	SECN+	W, 4-2
17	at Kentucky *	SECN+	L, 6-5
18	at Kentucky *	SECN+	L, 12-3
19	at Kentucky *	SEC Network	L, 17-3 (7)
21	ARKANSAS STATE	SECN+	W, 16-2
24	VANDERBILT *	SECN+	L, 26-3 (7)
25	VANDERBILT *	SECN+	L, 18-5
26	VANDERBILT *	SECN+	L, 11-7
28	SAMFORD	SECN+	W, 9-4
30	SOUTH CAROLINA *	SEC Network	L, 6-4
31	SOUTH CAROLINA *	SECN+	W, 13-3 (7)
April			(8-8)
1	SOUTH CAROLINA *	SECN+	L, 14-5
4	GRAMBLING STATE	SECN+	W, 21-2 (7)
6	at Alabama *	SECN+	W, 12-8
7	at Alabama *	SECN+	L, 11-1 (7)
8	at Alabama *	ESPN	W, 8-4
11	at UAB	ESPN	W, 7-3
14	OLE MISS *	SECN+	L, 3-2
15	OLE MISS *	SEC Network	W, 8-7
16	OLE MISS *	SECN+	W, 5-3
18	SOUTHERN	SECN+	CANCELED
21	at Auburn *	SECN+	L, 2-1
22	at Auburn *	SECN+	W, 11-10
23	at Auburn *	SECN+	L, 12-11
25	vs. Ole Miss (1)	SECN+	W, 2-1
27	at Tennessee *	SEC Network	L, 8-7
28	at Tennessee *	SECN+	L, 12-8
29	at Tennessee *	ESPN	L, 13-2 (7)
May			(0-0)
5	ARKANSAS *	SECN+	6 p.m.
6	ARKANSAS *	ESPN2	6 p.m.
7	ARKANSAS *	SECN+	1 p.m.
9	MEMPHIS	SECN+	6 p.m.
12	at LSU *	SEC Network	7:30 p.m.
13	at LSU *	SECN+	6 p.m.
14	at LSU *	SECN+	1 p.m.
16	NORTH ALABAMA	SECN+	6 p.m.
18	TEXAS A&M *	SECN+	6 p.m.
19	TEXAS A&M *	SECN+	6 p.m.
20	TEXAS A&M *	SECN+	2 p.m.

All times central and subject to change

HOME GAMES IN BOLD CAPS | * - Southeastern Conference game

(1) - Trustmark Park; Pearl, Miss. | (2) - MGM Park; Biloxi, Miss. | (3) - Riders Field; Frisco, Texas

Baseball Contact: Travis Rae | Email: TRae@athletics.msstate.edu | Twitter: @HailStateBB



Mississippi State

Record (SEC): 24-20 (6-15)
H/A/N: 15-9 / 4-9 / 5-2
Streak: L3
Rankings: Baseball America - NR, CBN - NR
D1Baseball - NR, NCBWA - NR
Perfect Game - NR, USA Today - NR
Head Coach: Chris Lemonis
Record at MSU (Yrs.): 164-87 (5th)
Career Record (Yrs.): 305-178-2 (9th)
First Year of Baseball: 1885
Program Record: 2,805-1,648-29 (.630)

MAY 5-7, 2023

Mississippi State vs. Arkansas
Dudy Noble Field | Starkville, Miss.

Friday: 6:00 p.m.
Saturday: 6:00 p.m.
Sunday: 1:00 p.m.



Arkansas

Record (SEC): 33-12 (14-7)
H/A/N: 28-3 / 3-7 / 2-2
Streak: L1
Rankings: Baseball America - 6, CBN - 5
D1Baseball - 6, NCBWA - 6
Perfect Game - 5, USA Today - 6
Head Coach: Dave Van Horn
Record at Ark (Yrs.): 829-435 (21st)
Career Record (Yrs.): 1200-603 (30th)
First Year of Baseball: 1897
Program Record: 2,212-1,663-13 (.571)

GAMEDAY INFORMATION

Mississippi State vs. Arkansas

Dudy Noble Field at Polk-Dement Stadium (Starkville, Miss.)

	Friday	Saturday	Sunday
First Pitch:	6:02 p.m.	6:02 p.m.	1:02 p.m.
TV:	--	ESPN2	--
Internet Stream:	SECN+	--	SECN+
Radio:	MSU Radio Network (96.1 FM locally)	MSU Radio Network (96.1 FM locally)	MSU Radio Network (96.1 FM locally)
Audio Stream:	HailState.com/Listen	HailState.com/Listen	HailState.com/Listen

DAWG BITES

- The Dawgs are looking at becoming just the third school in SEC history to win 1,000 Southeastern Conference contests. The only schools to accomplish this feat are Florida and LSU. Mississippi State has 994 SEC wins in program history.
- The Diamond Dawgs have been racking up strikeouts this season. Over 44 games, the Dawgs have tallied 455 Ks. The 455 punchouts are the 13th most in the NCAA this season. The staff ranks 10th in the country in strikeouts per nine innings, averaging 10.9.
- Over the course of the season, Hunter Hines is hitting .322 with 21 home runs and 55 RBIs. His 21 home runs on the season ties Hines for third in the nation. Hines now ranks seventh in single-season home runs, passing Rafael Palmeiro's junior year total (20). He is the first Dawg to hit 20 or more home runs in a season since Brent Rooker in 2017.
- Ross Highfill exploded at the plate in game three against Lipscomb. He hit three home runs, becoming the first Bulldog to do such since Brent Rooker did on April 8, 2017. He then added a two-home run game against Alabama in the first game of the series.
- The Dawgs have hit 78 home runs, the 20th best mark in the NCAA. The Dawgs hit at least one home run in 10 of the last 12 SEC games and have hit a home run in 35 of 44 games this season.
- APRIL BOMBS: The Bulldogs finished with home runs in 13 of the 16 games played in the month of April, including two four-homer games against Alabama and Auburn.
- Mississippi State is great at turning out major league talent, with 66 Diamond Dawgs reaching the highest level of the sport, but it is also great at keeping student-athletes on campus. The Dawgs returned one player, KC Hunt, who was drafted in the 12th round by the Pittsburgh Pirates in 2022. This season, the Dawgs had seven players on Opening Day Rosters.
- Mississippi State has the BEST fans in collegiate baseball, which showed during the 2023 season. The Dawgs averaged the most fans on opening weekend and led the nation drawing 11,127 per game. For Super Bulldog Weekend, the Dawgs three-game attendance was 43,986, averaging 14,662 per game. Over Super Bulldog Weekend, the Dawgs set the NCAA On-Campus Attendance Record as The Dude saw 16,423 fans into the stadium when the Diamond Dawgs took on Ole Miss on April 15, 2023.



PROGRAM QUICK FACTS

School Information

Location	Starkville, Mississippi
Founded	1878
Enrollment	23,086
President	Dr. Mark E. Keenum
Faculty Representative	Dr. Brent Fountain
Director of Athletics	Zac Selmon
Twitter	@ZacSelmon
Affiliation	NCAA Division I
Conference	Southeastern - Western Division
Nickname	Bulldogs
Colors	Maroon and White

Stadium

Name	Dudy Noble Field, Polk-DeMent Stadium
Capacity	15,000+
Field Dimensions	Left-330, Left Center-385, Center-400, Right Center-380, Right-305

2022 Team Information

Overall Record (SEC)	26-30 (9-21)
Home / Away / Neutral	18-14 / 7-12 / 1-4
Postseason	--
Lettermen Returning/Lost	14/19
Position Starters Returning/Lost	5/4
Pitchers Returning/Lost	7/11
Newcomers	27 (14 Freshmen, 13 Transfers)

Program Information

First Year of Baseball	1885 (133rd season)
First Year in SEC	1933 (Charter Member)
All-Time Record (Win %)	2,805-1,648-29 (.630)
All-Time SEC Record (Win %)	994-862-3 (.537)
SEC Championships (Last)	11 (2016)
SEC Tournament Championships (Last)	7 (2012)
NCAA Tournaments (Last)	39 (2021)
NCAA Super Regionals (Last)	10 (2021)
College World Series (Last)	12 (2021)
National Championship (Last)	1 (2021)

MEDIA INFORMATION

BASEBALL MEDIA PORTAL

Mississippi State has created an online portal for media members covering the Bulldogs' baseball program. To access the portal, visit hailst.at/BBMedia.

The Baseball Press Box Page of HailState.com will include links to media guides, quick facts, game notes, box scores, recaps, pool photography and team and staff headshots.

PRESS BOX SERVICES

A complete NCAA box score and pertinent game facts are available to members of the working media following each game. Seats will be assigned. A pregame meal is served in the press box approximately one hour prior to each game.

The press box is equipped with high-speed internet and telephone access. It is also set up to accommodate television and team radio/video personnel.

RADIO BROADCASTS

Dudy Noble Field houses radio lines to support home and visitor radio broadcasts. For more information on the phone lines, please contact Travis Rae in the Communications office.

POSTGAME INTERVIEWS

Requested MSU players, along with head coach Chris Lemonis, will be available for a postgame media session in the Omaha Room approximately 20 minutes after home games. The Mississippi State locker room and team spaces are closed to the media.

MSU PLAYER/COACH AVAILABILITY

Players and coaches will be made available to the media upon request. Those wishing to set up an interview must contact Travis Rae via phone or email at least 48 hours prior to the desired interview time. On gameday, players and coaches are only available postgame.

In most cases, players will be available for a brief time before or after practices which are typically scheduled on weekday afternoons.

Media members are NOT permitted to contact student-athletes on their own at any time. This includes phone, email, text or through social media platforms. Student-athletes' contact information will not be given out.

PHOTOGRAPHERS / VIDEOGRAPHERS

A limited number of photographers and videographers will be permitted to shoot in the photo wells at each end of home and visiting dugouts. Those wishing to shoot a game must request access at least 24 hours before the game.

To access the SEC's media FTP, contact licensing@xosdigital.com.

CONTACT INFORMATION:

TRAVIS RAE Baseball

Office	(715) 205-0324
Email	TRA@athletics.msstate.edu
Twitter	@TravisRae





2023 ROSTER

NUMERICAL

#	Name	Pos.	B/T	Ht.	Wt.	CL./Exp.	Hometown/High School (Previous School)
2	KC Hunt	RHP	L/R	6-3	200	Sr./Jr.	Wyckoff, N.J./Ramapo
3	David Mershon	INF	S/R	5-8	165	Fr./Fr.	Taylor, S.C./Eastside
4	Aaron Nixon	RHP	R/R	6-0	210	Jr./Jr.	McAllen, Texas/McAllen (Texas)
5	Aaron Downs	INF/OF	R/R	6-0	210	So./So.	Pella, Iowa/Heritage Academy
6	Logan Forsythe	RHP	R/R	6-0	190	Fr./Fr.	D'Iberville, Miss./D'Iberville
7	Connor Hujak	INF/OF	R/R	6-2	200	Jr./Jr.	Goffstown, N.H./Goffstown (VCU)
8	Amani Larry	INF	R/R	5-11	190	Jr./Jr.	Bossier City, La./Parkway (East Central CC/New Orleans)
9	Pico Kohn	LHP	L/L	6-4	200	So./So.	Verbena, Ala./Chilton County
10	Colton Ledbetter	OF	L/R	6-2	205	Jr./Jr.	Hoover, Ala./Spain Park (Samford)
11	Kellum Clark	OF	L/R	6-4	205	Jr./Jr.	Brandon, Miss./Brandon
12	Evan Siary	RHP	R/R	6-1	190	Fr./Fr.	Columbus, Miss./Starkville Academy
13	Nate Chester	INF	R/R	6-2	190	So./So.	Kansas City, Mo./Liberty North (John A. Logan CC)
14	Will Gibbs	RHP	R/R	6-0	180	Fr./Fr.	Flowood, Miss./Jackson Prep
15	Cade Smith	RHP	L/R	6-2	190	Jr./Jr.	Southaven, Miss./DeSoto Central
16	Cole Cheatham	LHP	L/L	6-3	185	So./So.	Ardmore, Ala./Ardmore
17	Stone Simmons	RHP	R/R	6-4	235	Sr./Jr.	Houston, Texas/The Kinkaid School (Furman)
19	Max Miller	LHP	L/L	6-1	205	Fr./Fr.	Vance, Miss./Vance
20	Luke Hancock	C/INF	L/R	5-11	195	Gr./Sr.	Houston, Miss./Houston
21	Colby Holcombe	RHP	R/R	6-6	250	So./So.	Florence, Ala./Central (Northeast Mississippi CC)
22	Ross Highfill	C	R/R	6-0	200	Fr./Fr.	Madison, Miss./Madison Central
24	State Alford	INF	R/R	6-3	220	So./So.	Madison, Ala./Bob Jones
25	Nate Dohm	RHP	R/R	6-4	210	So./So.	Zionsville, Ind./Zionsville (Ball State)
26	Tyson Hardin	RHP	R/R	6-2	185	So./So.	Dover, Fla./Strawberry Crest (Daytona State College)
27	Wil Hoyle	INF	S/R	5-10	170	Gr./Sr.	Durham, N.C./Jordan (Duke)
28	Bryce Hubbard	C	L/R	5-11	210	Fr./Fr.	Norcross, Ga./Wesleyan
29	Nate Williams	RHP	R/R	6-3	230	So./So.	Acworth, Ga./North Cobb (Florence Darlington CC)
30	Bradley Loftin	LHP	L/L	6-3	197	Fr./Fr.	Southaven, Miss./DeSoto Central
32	Parker Stinnett	RHP	R/R	6-2	190	Sr./Jr.	Oxford, Miss./Oxford (Northwest Mississippi CC)
33	Von Seibert	INF/OF	L/L	6-4	245	Sr./Jr.	Daphne, Ala./Daphne (Pearl River CC)
36	Landon Gartman	RHP	R/R	6-0	215	Sr./Jr.	Bogue Chitto, Miss./Enterprise (Pearl River CC/Memphis)
37	Hollis Porter	INF/OF	L/R	6-4	220	Fr./Fr.	Hurley, Miss./East Central
38	Bryce Chance	OF	R/R	5-10	180	So./Fr.	Ridgeland, Miss./Madison-Ridgeland Academy
39	Graham Yntema	LHP	L/L	6-4	230	So./So.	Lilburn, Ga./Parkview (Lawson State)
40	Ryan Williams	C	S/R	6-2	170	Fr./Fr.	Cypress, Texas/Bridgeland
42	Dakota Jordan	OF	R/R	6-0	220	Fr./Fr.	Canton, Miss./Jackson Academy
43	Lane Forsythe	INF	R/R	5-11	175	Jr./Jr.	Humboldt, Tenn./Trinity Christian Academy
44	Hunter Hines	INF/OF	L/R	6-3	209	So./So.	Madison, Miss./Madison Central
45	Tyler Davis	LHP	L/L	6-2	210	Jr./Jr.	Newport News, Va./Menchville (VCU)
48	Brooks Auger	RHP	R/R	6-5	205	Jr./Jr.	Farmerville, La./Cedar Creek (Hinds CC)
50	Jurrangelo Cijntje	BHP	S/S	5-11	170	Fr./Fr.	Pembroke Pines, Fla./Chapman Catholic
55	Brock Tapper	LHP	L/L	6-1	185	Fr./Fr.	Nesbit, Miss./DeSoto Central

COACHING / SUPPORT STAFF

Chris Lemonis - Head Coach (Fifth Season at Mississippi State, Eighth Overall; The Citadel, 1992)

Jake Gautreau - Assistant Coach (Sixth Season; Tulane, 2011)

Kyle Cheesebrough - Volunteer Assistant Coach (Fifth Season; Louisville, 2010)

Roger Rodeheaver - Director of Operations (Fifth Season; Indiana, 2010)

Blake Loper - Coordinator of Operations (Second Season; Mississippi State, 2020)

Bobby Austin - Coordinator of Player Development (Third Season; NC State, 2019)

Scott Shipman - Strength and Conditioning Coach (First Season; Augusta University, 2013)

Jason Wire - Associate Athletic Trainer (13th Season; St. Cloud State, 2006)

ROSTER BREAKDOWN

BY POSITION

RHP - 14 (Auger, Dohm, Lo. Forsythe, Gartman, Gibbs, Hardin, Holcombe, Hunt, Nixon, Siary, Simmons, Smith, Stinnett, N. Williams)

LHP - 7 (Cheatham, Davis, Kohn, Loftin, Miller, Tapper, Yntema)

INF - 6 (Alford, Chester, La. Forsythe, Hoyle, Larry, Mershon)

OF - 4 (Chance, Clark, Jordan, Ledbetter)

C - 3 (Highfill, Hubbard, R. Williams)

C/INF - 1 (Hancock)

BHP - 1 (Cijntje)

BY CLASS

FRESHMEN - 13 (Cijntje, Lo. Forsythe, Gibbs, Highfill, Hubbard, Jordan, Loftin, Mershon, Miller, Porter, Siary, Tapper, R. Williams)

SOPHOMORES - 12 (Alford, Chance, Cheatham, Chester, Dohm, Downs, Hardin, Hines, Holcombe, Kohn, N. Williams, Yntema)

JUNIORS - 9 (Auger, Clark, Davis, La. Forsythe, Hujak, Larry, Ledbetter, Nixon, Smith)

SENIORS - 5 (Gartman, Hunt, Seibert, Simmons, Stinnett)

GRADUATES - 2 (Hancock, Hoyle)

BY EXPERIENCE

FRESHMEN - 14 (Chance, Cijntje, Lo. Forsythe, Gibbs, Highfill, Hubbard, Jordan, Loftin, Mershon, Miller, Porter, Siary, Tapper, R. Williams)

JUNIORS - 14 (Auger, Clark, Davis, La. Forsythe, Gartman, Hujak, Hunt, Larry, Ledbetter, Nixon, Seibert, Simmons, Smith, Stinnett)

SOPHOMORES - 11 (Alford, Cheatham, Chester, Dohm, Downs, Hardin, Hines, Holcombe, Kohn, N. Williams, Yntema)

SENIORS - 2 (Hancock, Hoyle)

BY STATE

MISS. - 16 (Chance, Clark, Lo. Forsythe, Gartman, Gibbs, Hancock, Highfill, Hines, Jordan, Loftin, Miller, Porter, Siary, Smith, Stinnett, Tapper)

ALA. - 6 (Alford, Cheatham, Holcombe, Kohn, Ledbetter, Seibert)

GA. - 3 (Hubbard, N. Williams, Yntema)

TEXAS - 3 (Nixon, Simmons, R. Williams)

FLA. - 2 (Cijntje, Hardin)

LA. - 2 (Auger, Larry)

IND. - 1 (Dohm)

IOWA - 1 (Downs)

MO. - 1 (Chester)

NEW HAMPSHIRE - 1 (Hujak)

NEW JERSEY - 1 (Hunt)

N. CAROLINA - 1 (Hoyle)

S. CAROLINA - 1 (Mershon)

TENNESSEE - 1 (La. Forsythe)

VIRGINIA - 1 (Davis)

PRONUNCIATION GUIDE

Jurrangelo **Cijntje** SAIN-ja

Nate **Dohm** Dome

Jake **Gautreau** Go-TRO (long o)

Connor **Hujak** hi-Zack

Pico **Kohn** Konn

Chris **Lemonis** Luh-MOE-niss

Evan **Siary** Sea-air-EE

Von **Seibert** SEE-burt

Graham **Yntema** Ein-tuh-muh



HEAD COACH CHRIS LEMONIS

Since arriving in Starkville, Chris Lemonis has guided the Bulldogs to unparalleled success, including capturing Mississippi State's first national championship in 2021. He is the first Division I head coach to reach the College World Series in his first two full seasons as head coach of a program in the Super Regional era (since 1999).

In four seasons at MSU, Lemonis has compiled a 140-67 record (.676 winning percentage) and taken his program to two College World Series appearances during that span. In each of his two complete seasons at the helm of the Bulldogs, Lemonis has won 50-plus games, posting a 52-15 record in 2019 and a 50-18 mark in 2021. Lemonis notched his 100th win at MSU, doing so in his first 130 games. He is the fastest head coach in program history to reach the 100-win mark.

Lemonis led Mississippi State to its first ever national championship in 2021 and was named the National Coach of the Year by Baseball America following a 50-18 campaign and an impressive 10-3 showing in the NCAA Tournament. He became the fourth person picked as Baseball America's National Coach of the Year as both an assistant and head coach and received a substantial raise and long-term contract extension as a result.

The 18th head coach in the storied history of the program, a journey of nearly 40 years came full circle when he was introduced on June 25, 2018, on Anderson Plaza inside Dudy Noble Field.

Following the 2022 season, Lemonis and the Bulldogs had six players drafted in the MLB Draft, increasing his total to 25 during his time in Starkville. He has extended his streak of having a first-round pick drafted as Landon Sims went early in the 2022 MLB Draft. Not only did the Bulldogs have success in the MLB Draft, but RJ Yeager was named Third Team All-American by the ABCA, NCBWA and Collegiate Baseball Newspapers. Hunter Hines earned Freshman All-American honors by Collegiate Baseball, NCBWA and D1 Baseball.

In 2021, the Bulldogs had five players drafted from their national championship squad, while a total of 19 players have been drafted by Major League Baseball during Lemonis' time in Starkville, including at least one first rounder in each year of his tenure. For the second straight full season, the Mississippi State baseball program saw a pair of student-athletes honored as All-Americans by the American Baseball Coaches Association in Tanner Allen and Landon Sims.

In his first season at the helm of the Diamond Dawgs, Lemonis became the winningest first-year head coach in SEC history and in the process led the 2019 edition to the second-most victories in program history at 52 (54; 1989). The 40 victories over MSU's first 50 games marked the third-most in the first 50 games of a season in program history and set the tone for State's second-straight trip to the College World Series.

Lemonis became one of just three SEC head coaches to advance to the College World Series in their inaugural season in the conference, joining Jake Gibbs (Ole Miss, 1972) and fellow Diamond Dawg skipper Pat McMahon (Mississippi State, 1998).

Four Diamond Dawgs earned All-American honors during Lemonis' first season, while left-handed pitcher Ethan Small was tabbed National Pitcher of the Year (College Baseball Foundation; American Baseball Coaches Association) and right-handed pitcher JT Ginn earned the National Freshman of the Year honor (Collegiate Baseball, Perfect Game). Ginn and Small each earned specialty awards from the SEC, as well, grabbing the conference's Freshman and Pitcher of the Year, respectively.

A school-record-tying 11 Diamond Dawgs heard their names called in the 2019 Major League Baseball First Year Player Draft, including three taken in the first 10 rounds. Small became the 15th Diamond Dawg taken in the first round of the MLB Draft, while SEC career hits leader Jake Mangum (4th; New York Mets) and Colby White (6th; Tampa Bay) each went in the first 10 rounds. The 11 selections were No. 3 nationally in 2019.

Owning a head coaching record of 281-158-2, Lemonis was also a part of nearly 800 wins as an assistant coach and three trips to the College World Series. During his time at Indiana, Lemonis' teams averaged 35.3 wins per season,

including a 40-win campaign during his final season in Bloomington. He averaged 39.2 victories per year during his career in an assistant role (784 wins), bolstered by a 44.9 wins-per-season average at Louisville. The Cardinals were college baseball's winningest program during that eight-year span and made the program's first three trips to Omaha.

Lemonis not only understands what it takes to get to Omaha as a coach but also as a player. A 1992 graduate of The Citadel, Lemonis added a 1990 appearance in the College World Series as a student-athlete. The appearance makes the Bulldogs one of just three schools in Southern Conference history and only current member of the conference to advance to Omaha.

One of the top recruiters and player development coaches in the country, Lemonis has seen success at every coaching stop. After helping his alma mater, The Citadel, to five NCAA Regional appearances in 12 seasons as an assistant coach, Lemonis joined college teammate Dan McDonald's staff at Louisville and quickly turned the Cardinals into an Omaha contender.

After helping Louisville to seven postseason berths in eight years, the 2013 American Baseball Coaches Association/Baseball America Assistant Coach of the Year headed to Indiana to take his first head coaching job with the Hoosier program in 2015.

In each of his head coaching stops, Lemonis has led his team to the NCAA postseason in his first season at the helm. He helped the Hoosiers into the NCAA Tournament field during his initial season in Bloomington, before he guided Mississippi State to the College World Series in 2019 – his first season in Starkville.

Overall, Lemonis enters his 29th season as a collegiate coach in 2023, making two College World Series appearance as a head coach, taking three trips to Omaha as an assistant, earning 17 NCAA tournament berths and aiding in five 50-win seasons. His pupils have earned 35 All-America honors, 18 Freshman All-America laurels and 94 have signed professional baseball contracts, with 18 getting the call up to Major League Baseball.

Widely regarded as one of the elite recruiters and developers of talent in all of college baseball, a total of 100 student-athletes have been selected in the Major League Baseball Draft under Lemonis' watch, with 18 of those reaching the highest level of professional baseball.

Since arriving at Louisville for the 2006-07 academic year, Lemonis has been a part of 14 nationally ranked recruiting classes, including his first three classes at Mississippi State. His initial Diamond Dawgs recruiting class was tabbed as the No. 12 class nationally by Baseball America and Perfect Game, while it earned the No. 9 ranking from Collegiate Baseball Newspaper. In 2019, he and his staff brought in another top-10 ranked class, finishing as high as No. 6 by Baseball America.

Over his first four seasons in Starkville, Lemonis has tutored 20 picks in the MLB First Year Player Draft, including four first rounders and two second rounders. Sixteen of Lemonis' Indiana players were taken in the MLB Draft in his final four years in Bloomington and 14 signed professional contracts. He also recruited and coached nine of the Hoosier's school-record 10 MLB Draft choices in 2019.

Along with the second-most single-season victories (52) during the 2019 season, his team also posted the second-best 20-, 30- and 40-game starts (18-2, 25-5, 32-8) in program history. He joined Pat McMahon as the only two Diamond Dawg dugout bosses to lead the program to the College World Series in their initial campaign and his 52 wins were the most by a first-year SEC head coach in the conference's history.

Lemonis and his wife, the former Jill MacEdowney, have two daughters, Marissa and Mackenzie. The Myrtle Beach, South Carolina native earned his Bachelor of Science in physical education from The Citadel in 1992 and received his Master of Arts in sport management in 1994.

He is also no stranger to Starkville, as he resided on campus as a newborn during his father's time as a student at State. His father, Thomas, was a 1973 Mississippi State graduate with a degree in electrical engineering.

THE LEMONIS FILE

Personal

Hometown:	Myrtle Beach, South Carolina
Wife:	Jill
Children:	Marissa & Mackenzie
College:	The Citadel, 1992

Coaching Career

2019-Present:	Mississippi State Head Coach
2015-18:	Indiana Head Coach
2007-14:	Louisville Assistant Coach
2003-06:	The Citadel Associate Head Coach
1995-2002:	The Citadel Assistant Coach

Lemonis Year-by-Year

As a Head Coach

Yr.	School	Record	Postseason
2015	Indiana	35-24	NCAA Regional
2016	Indiana	32-24	--
2017	Indiana	34-24-2	NCAA Regional
2018	Indiana	40-19	NCAA Regional
2019	Mississippi State	52-15	College World Series
2020	Mississippi State	12-4	**
2021	Mississippi State	50-18	National Champions
2022	Mississippi State	26-30	--
2023	Mississippi State	24-20	--
Totals	9th season	305-178-2	

2021 National Champions

Five NCAA Regionals

Two NCAA Super Regionals

Two NCAA College World Series

** No postseason due to COVID-19

As an Assistant Coach

1995	The Citadel	39-21	NCAA Regional
1996	The Citadel	33-26	--
1997	The Citadel	37-21	--
1998	The Citadel	37-24	NCAA Regional
1999	The Citadel	41-20	NCAA Regional
2000	The Citadel	39-20	--
2001	The Citadel	38-24	NCAA Regional
2002	The Citadel	31-26	--
2003	The Citadel	32-25	--
2004	The Citadel	39-28	NCAA Regional
2005	The Citadel	25-34	--
2006	The Citadel	34-27	--
2007	Louisville	47-24	College World Series
2008	Louisville	41-21	NCAA Regional
2009	Louisville	47-18	NCAA Super Regional
2010	Louisville	50-14	NCAA Regional
2011	Louisville	32-29	--
2012	Louisville	41-22	NCAA Regional
2013	Louisville	51-14	College World Series
2014	Louisville	50-17	College World Series
Totals	20 Seasons	784-455	

12 NCAA Regionals

Four NCAA Super Regionals

Three College World Series



SCORECARD SUMMARIES

2023 statistics listed | Probable starters based on previous games

Pos.	Name	Elg.	B/T	Ht./Wt.	Avg.	R	H	RBI	Notes
C	Luke Hancock	Sr.	L/R	5-11/195	.292	33	40	34	Team Captain; Second on team with 37 walks; Leads the team with 13 doubles; Named MVP of Governor's Cup.
1B	Hunter Hines	So.	L/R	6-3/210	.322	38	55	55	Leads the team and is third in the NCAA with 21 Home Runs; Leads team with 55 RBIs; Led SEC with 10 homers in April.
2B	Amani Larry	Jr.	R/R	5-11/190	.303	50	44	25	Leads the team with 17 stolen bases; Seventh in SEC by being hit by 13 pitches; Leads team with 13 doubles
SS	David Mershon	Fr.	S/R	5-8/165	.278	10	15	1	Collected first RBI of career on Friday night at Auburn; Has six stolen bases on the season, the third most on the team.
3B	Nate Chester	So.	R/R	6-2/190	.188	2	3	1	Earned two starts at Tennessee and has three starts this season
LF	Dakota Jordan	Fr.	R/R	6-0/220	.314	21	37	31	Hitting .362 in SEC games this season; Career-long hitting streak is 12 games; Has seven home runs this season
CF	Colton Ledbetter	Jr.	L/R	6-2/220	.325	47	52	47	Leads team with 42 base on balls, the 15 most in the NCAA; Second on team with 47 RBIs; Second on team with 16 stolen bases
RF	Kellum Clark	Jr.	L/R	6-4/205	.296	41	45	26	Has 13 multi-hit game of the season; Has eight multi-RBI games; Is second on the team with ten home runs; Hitting .389 over last five games
DH	Connor Hujsak	Jr.	R/R	6-2/200	.237	4	9	8	Earned his sixth start of the season at Tennessee; Has two homers on the season

TEAM STATISTICAL RANKINGS



NCAA Category	Rank	Rank
Batting		
Base on Balls	20	26
Batting Average	91	134
Doubles	84	204
Doubles Per Game	99	230
Hit By Pitch	250	114
Hits	119	137
Home Runs	21	43
Home Runs Per Game	23	51
On Base Percentage	42	53
Runs Scored	55	32
Sacrifice Bunts	143	239
Sacrifice Flies	26	16
Scoring	59	44
Slugging Percentage	31	67
Stolen Bases	68	185
Stolen Bases Per Game	73	197
Triples	285	96
Triples Per Game	288	118

PITCHING PROBABLES

* - Game started



15 | Cade Smith | Jr. | RHP

TBD

TBD

Quick Stats

	W-L	ERA	BAA	IP	SO/BB
2023	1-1	5.54	.235	26.0	25/17
Career	8-5	4.05	.211	113.1	111/63

Last Three Appearances

4/27/23	at Tennessee*	L, 8-7
4 IP, 6 H, 4 R, 4 ER, 4 BB, 3 K (ND)		
4/21/23	at Auburn*	L, 2-1
6.0 IP, 3 H, 1 R, 1 ER, 3 BB, 6 K (ND)		
4/14/23	Ole Miss*	L, 3-2
4.0 IP, 5 H, 1 R, 1 ER, 1 BB, 4 K (ND)		

Pitching		
Earned Run Average	207	79
Hit Batters	145	226
Hits Allowed Per 9 Inn.	102	93
Shutouts	--	140
Strikeout-to-Walk Ratio	165	108
Strikeouts Per 9 Innings	10	84
WHIP	207	103
Walks Allowed Per 9 Inn.	270	133

Miscellaneous

Double Plays Turned	268	6
Double Plays Per Game	277	13
Fielding Percentage	223	30
Triple Plays	--	--
W-L Percentage	128	16

National statistical rankings listed above will be updated prior to each weekend series and midweek games.

CAREER SITUATIONAL STATISTICS

Runners On Base (H-AB)

Name	'19 & '20	'21	'22	'23	Total	Avg.
Alford, Sitate	--	--	6-16	14-69	20-85	.235
Chance, Bryce	--	--	--	20-52	20-52	.384
Chester, Nate	--	--	--	2-6	2-6	.333
Clark, Kellum	--	12-51	23-87	16-60	51-198	.257
Downs, Aaron	--	--	2-14	3-9	5-23	.217
Forsythe, Lane	--	24-86	16-58	16-55	56-199	.281
Hancock, Luke	12-36	39-121	27-97	20-73	98-327	.299
Highfill, Ross	--	--	--	12-57	12-57	.210
Hines, Hunter	--	--	40-112	34-90	74-202	.366
Hoyle, Wil	--	--	--	1-8	1-8	.125
Hubbard, Bryce	--	--	--	1-3	1-3	.333
Hujsak, Conner	--	--	--	4-20	4-20	.200
Jordan, Dakota	--	--	--	20-61	20-61	.328
Larry, Amani	--	--	--	17-64	17-64	.265
Ledbetter, Colton	--	--	--	33-90	33-90	.366
Mershon, David	--	--	--	5-22	5-22	.227
Seibert, Von	--	--	7-21	1-4	8-25	.320
TOTAL					427-1442	.296

Runners in Scoring Position (H-AB)

Name	'19 & '20	'21	'22	'23	Total	Avg.
Alford, Sitate	--	--	3-11	10-44	13-55	.236
Chance, Bryce	--	--	--	14-31	14-31	.452
Chester, Nate	--	--	--	1-5	1-5	.200
Clark, Kellum	--	6-31	16-56	11-38	33-125	.269
Downs, Aaron	--	--	1-8	1-4	2-12	.166
Forsythe, Lane	--	16-60	10-44	9-26	35-130	.269
Hancock, Luke	10-24	28-87	16-65	10-45	64-221	.289
Highfill, Ross	--	--	--	7-35	7-35	.200
Hines, Hunter	--	--	20-60	19-60	39-120	.325
Hoyle, Wil	--	--	--	1-5	1-5	.200
Hubbard, Bryce	--	--	--	1-2	1-2	.500
Hujsak, Connor	--	--	--	2-11	2-11	.181
Jordan, Dakota	--	--	--	14-43	14-43	.325
Larry, Amani	--	--	--	10-34	10-34	.294
Ledbetter, Colton	--	--	--	23-57	23-57	.403
Mershon, David	--	--	--	3-16	3-16	.188
Seibert, Von	--	--	5-10	0-2	5-12	.416
TOTAL					267-914	.292



MSU RECORD WHEN...

	OVERALL	SEC
Overall	24-20	6-15
vs. Top-5 Teams	0-3	0-3
vs. Top-10 Teams	1-2	1-2
vs. Top-25 Teams	1-3	0-3
Non-Conference	18-5	0-0
SEC	6-15	6-15
SEC East	1-11	1-11
SEC West	5-4	5-4
At Home	15-9	3-7
On the Road	4-9	3-9
At Neutral Sites	5-2	0-0
In Day Games	10-13	3-9
In Night Games	15-7	3-6
vs. Teams .500 Or Better	18-18	6-15
vs. Teams Worse Than .500	6-2	0-0
vs. Left-Handed Starter	9-10	2-6
vs. Right-Handed Starter	15-10	4-9
When Starter Receives Decision	12-10	1-7
When Reliever Receives Decision	12-10	5-8
When Starter Goes 5+ Innings	10-7	2-7
When Starter Goes <5 Innings	14-13	4-8
When Scoring First	11-8	3-8
When Opponent Scores First	13-12	3-7
When Leading After 6 Innings	19-4	3-3
When Trailing After 6 Innings	3-14	2-10
When Tied After 6 Innings	2-2	1-2
When Leading After 8 Innings	19-0	5-0
When Trailing After 8 Innings	0-15	0-10
When Tied After 8 Innings	1-1	0-1
In One-Run Games	5-6	2-5
In Two-Run Games	2-1	1-1
In 5+ Run Games	12-11	1-7
Weekend Series W-L-T	5-5	2-5
Series Sweeps/Times Swept	1/3	0/3
When Scoring 0-2 Runs	1-4	0-4
When Scoring 3-5 Runs	4-10	1-7
When Scoring 6-9 Runs	7-4	2-3
When Scoring 10+ Runs	12-2	3-1
Shutouts/Times Shut Out	0/0	0/0
In Extra Innings	0-1	0-1
When Opponent Scores 4 Runs Or Less	20-2	3-2
When Opponent Scores 5 Runs Or More	4-18	3-13
When Out-Hitting Opponent	19-3	2-2
When Out-Hit by Opponent	3-15	2-11
When Hits Are Equal	2-2	2-2
When Hitting A Home Run	20-15	6-12
When Opponent Hits A Home Run	11-18	5-14
When Errorless	10-2	3-2
When Committing One Error	6-10	1-8
When Committing 2+ Errors	8-8	2-5
When Opponent is Errorless	7-7	3-6
When Opponent Commits One Error	8-6	2-6
When Opponent Commits 2+ Errors	9-7	1-3
Game 1 of Weekend	3-8	1-6
Game 2 of Weekend	5-6	3-4
Game 3 of Weekend	6-5	2-5
Monday	0-0	0-0
Tuesday	8-1	0-0
Wednesday	2-0	0-0
Thursday	1-2	1-2
Friday	3-8	1-6
Saturday	6-6	3-4
Sunday	4-3	1-3

GOOD EYE

- The Diamond Dawgs are finding ways to reach base this season, including drawing walks. The Bulldogs have drawn 255 base on balls this season, the 20th most in the NCAA.
- Nine different players have drawn ten or more walks this season.
- Colton Ledbetter leads the team with 42 walks this season. Luke Hancock follows with 37 walks, while Amani Larry is third on the team with 31. Ledbetter ranks 15th in the nation in walks.
- As a team, the Dawgs have 16 players who have drawn a walk.
- This season, MSU has six games with 10 or more walks. The Dawgs drew a season-high 12 walks against Valparaiso and had 11 in the win over Grambling.
- The most walks in a single season for the Dawgs was set in 1989 when Jody Hurst drew 69.

SEEING DOUBLE

- Over 44 games of the season, the Diamond Dawgs have racked up 86 doubles.
- They are averaging 1.95 doubles per game.
- Over the five years under Coach Lemonis, the Dawgs have had two seasons with over 100 doubles.
- The 2019 team, set the school record with doubles with 166.
- The Dawgs have hit a double in 36 of the 44 games this season, including a season-high six against VMI during opening weekend.
- In the Governor's Cup, three of the five hits the Dawgs picked up were doubles.
- The Dawgs had five doubles in the series finale against Auburn. This is the second most doubles in a game this season.
- Amani Larry and Luke Hancock lead the way with 13 doubles on the season. Colton Ledbetter and Hunter Hines follow with 11.
- Thirteen different players have collected a double on the season, with eight players having five or more.

SHOWING OFF THE POWER

- The Dawgs have hit 78 home runs the 21st best mark in the NCAA.
- The Bulldogs finished with home runs in 13 of the 16 games played in the month of April, including two four-homer games, which came against Alabama and Auburn.
- The most home runs the Dawgs have hit in a single season came during 1998 when they hit 97 homers. The sixth most came during the 1999 season with 82.
- The Dawgs have hit a home run in 35 of 44 games this season, including hitting a homer in the last three games.
- Eleven different players have hit a homer this season.
- Hunter Hines leads the team with 21 bombs, while Kellum Clark follows with ten. Hines ranks 3rd in the nation for homers.
- This season, the Dawgs have four players who hit two or more home runs in a game. Ross Highfill (2x), Colton Ledbetter, Hunter Hines (3x) and Slate Alford.
- Against Lipscomb, freshman Ross Highfill hit three homers for the Dawgs. He is the first player since Brent Rooker did this on April 8, 2017 against Kentucky.
- Highfill continued to show off his power as in the first game of the Alabama series, he had his second multi-homer game of the season. He hit a solo home run in the 2nd and a three run shot in the 7th.
- Ledbetter had his first multi-homer game as a Dawg on April 15 in a win over Ole Miss. He hit homers in the sixth (solo) and seventh (2HR).
- Clark closed out the first game of the doubleheader against Lipscomb with a walk off home run, the first for the Dawgs during the 2023 season. This was also the first walk off homer since March 25, 2022 when RJ Yeager walked off Alabama.

RACKING UP THE STRIKEOUTS

- The Diamond Dawgs have been racking up strikeouts this season. Over 44 games, the Dawgs have tallied 455 Ks.
- The 455 punchouts are the 13th most in the NCAA this season.
- The staff ranks 10th in the country in strikeouts per nine innings, averaging 10.9.
- Six pitchers have 30 or more punchouts this season, Jurrangelo Cijntje (55), Landon Gartman (46), Nate Dohm (44), Bradley Loftin (43), Colby Holcombe (43) and KC Hunt (42).
- Every pitcher who has thrown for the Dawgs this season has tallied at least five strikeouts.
- The Dawgs pitching staff has tallied 10 or more strikeouts in 25 games this season, including the first 10 games of the season.
- In the win over Ole Miss to win the Governor's Cup, the Dawgs pitching staff tallied 10 strikeouts.
- MSU's pitching racked up 17 Ks against South Carolina on March 30th. This is a single game high for the staff.
- In the three game set against Auburn, the Dawgs tallied 34 Ks in three games. They had 13 strikeouts in the win on Saturday.
- The program record for most strikeouts in a season is set at 817, by the 2021 team. For fifth most strikeouts in a season is 592, which was set last year.

CHASING 1,000 SEC WINS

- The Dawgs are looking at becoming just the third school in SEC history to win 1,000 Southeastern Conference contests. The only schools to accomplish this feat are Florida and LSU.
- Mississippi State has 994 SEC wins in program history.

FREE SHIRTS!

- Since his arrival at MSU, head coach Chris Lemonis has handed out a shirt to signify the top performance of each victory. Each shirt is numbered by victory and here is who they've went to:

Game	Student-Athlete, Position (# in 2023)
1	VMI Amani Larry, IF (1)
2	VMI Landon Gartman, RHP (1)
3	ULM Jurrangelo Cijntje, BHP (1)
4	Arizona State Graham Yntema, LHP (1)
5	Arizona State Colton Ledbetter, OF (1)
6	Southern Miss Nate Dohm, RHP (1)
7	Cal Nate Dohm, RHP (2)
8	Valparaiso Bradley Loftin, LHP (1)
9	Lipscomb Jurrangelo Cijntje, BHP (2)
10	Lipscomb Kellum Clark, OF (1)
11	Lipscomb Ross Highfill, C (1)
12	Nicholls Hunter Hines, IF (1)
13	Louisiana Colby Holcombe, RHP (1)
14	Arkansas State Bradley Loftin, LHP (2)
15	Samford Dakota Jordan, OF (1)
16	South Carolina Landon Gartman, RHP (2)
17	Grambling Wil Hoyle, IF (1)
18	Alabama Ross Highfill, C (2)
19	Alabama Nate Dohm, RHP (3)
20	UAB Tyson Hardin, RHP (1)
21	Ole Miss Colton Ledbetter, OF (2)
22	Ole Miss Jurrangelo Cijntje, BHP (3)
23	Auburn Slate Alford, IF (1)
24	Ole Miss KC Hunt, RHP (1)

DOHMINATING

- Sophomore Nate Dohm was named to the NWBCA Stopper of the Year Watch List and we can see why.
- He has made 12 appearances out of the bullpen this year and holds an ERA of 2.20.
- In 28.2 innings pitched, he has 32 strikeouts and has five wins, while picking up two saves.
- Dohm is holding opponents to hit .208.

BIG GAME HUNTER

- Since starting SEC play, sophomore Hunter Hines has been crushing the baseball. He is hitting .321 in SEC play.
- Out of his 26 hits, 12 have been home runs and he has 24 RBIs over 21 SEC games.

- Over the course of the season, Hines is hitting .322 with 21 home runs and 55 RBIs.
- His 21 home runs are the third most in the NCAA this season.
- Hines hit three homers over the past weekend in Knoxville and moved into a tie for 1st on the career home run list. Rafael Palmeiro and Will Clark are one-two in homers in their career at State.
- The most homers in a season single for State is 29 by Rafael Palmeiro and Bruce Castoria.
- With his 21 homers this season, Hines became the first player since Brent Rooker in 2017 to hit 20 or more home runs in a Dawg uniform.
- His 21 homers rank him seventh in program history for a single season.
- He has had three multi-home run games this year including one at Tennessee this past weekend.

BEST FANS IN THE LAND

- Mississippi State has the **BEST** fans in collegiate baseball, which showed during the 2023 season. The Dawgs averaged the most fans on opening weekend and led the nation drawing 11,127 per game.
- The Dawgs are averaging 11,202 per game, the most in the NCAA.
- The SEC holds the top five spots for average attendance this season.
- For Super Bulldog Weekend, the Dawgs three-game attendance was 43,986, averaging 14,662 per game.
- Over Super Bulldog Weekend, the Dawgs set the NCAA On-Campus Attendance Record as The Dude saw 16,423 fans into the stadium when the Diamond Dawgs took on Ole Miss on April 15, 2023.
- The Dawgs hold the top 13 marks in NCAA history for NCAA on-campus facilities. Dudy Noble Field holds 23 of the 25 largest crowds in NCAA history.
- After drawing over 30,000 fans on opening weekend, MSU drew over 34,000 for the three-game set against Arizona State. Against the Sun Devils, the Dawgs drew more than 11,000 for each game.
- The Dawgs have welcomed over 30,000 fans into Dudy Noble Field for each weekend series.

BIG LEAGUE TALENT

- Mississippi State is great at turning out major league talent, with 66 Diamond Dawgs reaching the highest level of the sport, but it is also great at keeping student-athletes on campus.
- The Dawgs returned one player, KC Hunt, who was drafted in the 12th round by the Pittsburgh Pirates in 2022.
- The 2022 MLB Draft saw three Diamond Dawgs Landon Sims get drafted in the competitive balance round of the draft. He is the 19th member of the MSU baseball team to get drafted in the first round.
- The Dawgs had six players drafted in the 2022 draft with Sims being the first player picked. Logan Tanner was drafted in the second round of the draft by the Cincinnati Reds and is the highest drafted catcher in program history.
- Preston Johnson (Round 7; Baltimore), KC Hunt (Round 12; Pittsburgh), Jackson Frisoe (Round 12; New York (AL)) and Kamren James (Round 16; Tampa Bay) were all drafted.
- Over the last two drafts (2021-22) the Dawgs have seen 11 players get drafted. In 2021, Will Bednar was drafted 14th overall by the San Francisco Giants.

DAWGS STEALING BASES

- The Dawgs have been stealing bases this season and have the third most stolen bases in the SEC with 64.
- Amani Larry lead the team with 17, while Colton Ledbetter is second with 16.
- Nine different players have at least one stolen base this season, with four players perfect on

stolen bases.

- The 64 stolen bases are the second most bases the Dawgs have stolen since Lemonis became head coach at State. The most came in 2021 when the Dawgs stole 74 bases.
- Kellum Clark improved to a perfect 6-for-6 on stolen bases after stealing three bases in the Tennessee series.
- The Dawgs stole a season-high seven bases against Samford. The single game record for stolen bases in a contest is ten, which was set for March 14, 2017 against Arkansas-Pine Bluff.
- MSU has three games this season with five or more stolen bases, Samford (7), Nicholls (6) and VMI (5).

UNI WATCH

- The old age states, "look good, feel good." And, when you feel good you usually preform well. Below is a list of how MSU fared in each of its uniforms over this season:

Uniform	2023
Black Script State	4-3
White Script State	3-2
Maroon '85s	3-8
White '85s	3-2
Cream Script State	0-1
White Pinstripes	6-1
Grey Script State	2-2
Grey Pinstripes	3-1

THE DUDE EFFECT

- It's been written about. It's been Tweeted about. It's been talked about. It's what has become known as The Dude Effect. If anyone had forgotten or doubted that the best home-field advantage in all of college baseball is inside the confines of Mississippi State's Dudy Noble Field. Opponents don't simply have to defeat the Diamond Dawgs. Visitors have to conquer the cowbell-crazed home crowd as well.
- Winning at home has been challenging for opponents when coming to The Dude. Since 1967, the Diamond Dawgs have had a 72.9 winning percentage when playing at home.
- Fans come and fill the stadium as 100 games have had crowds of 10,000 fans.
- Over Super Bulldog Weekend, the Dawgs set the NCAA On-Campus Attendance Record as The Dude saw 16,423 fans into the stadium when the Diamond Dawgs took on Ole Miss on April 15, 2023.
- The Diamond Dawgs have won 1,246 games at the Dude.
- Under Head Coach Chris Lemonis, the Dawgs are 109-39 (73.6%) at Dudy Noble Field.
- Coach Lemonis has guided the Dawgs to two seasons of 30 or more wins.

OMADAWGS

- Did you know that the Diamond Dawgs are one of three programs in NCAA History and the only Southeastern Conference program to play in the NCAA Men's College World Series in six-straight decades.
- The Dawgs join Texas and Florida State as the only teams that have been to an MCWS for six decades.
- Mississippi State has advanced to Omaha 12 times in program history, with three appearances coming since 2018.
- The Omadawgs have one national championship (2021), a runner-up finish, and two third-place finishes in program history.
- The Dawgs have advanced to the MCWS in the 1970s, 1980s, 1990s, 2000s, 2010s, and 2020s. MSU went to the MCWS in 1971, 1979, 1981, 1985, 1990, 1997, 1998, 2007, 2013, 2018, 2019, and 2021.

MISC. HITTING STATS

2023 MULTI-HIT GAMES

PLAYER	2	3	4	5+	TOTAL
Hunter Hines	9	6	1	-	16
Kellum Clark	11	1	1	-	13
Luke Hancock	12	1	-	-	13
Colton Ledbetter	9	3	1	-	13
Amani Larry	8	3	1	-	12
State Alford	8	1	1	-	10
Dakota Jordan	6	2	-	-	8
Bryce Chance	5	3	-	-	8
Lane Forsythe	6	-	-	-	6
Ross Highfill	2	3	-	-	5
David Mershon	4	-	-	-	4
Aaron Downs	1	-	-	-	1
Connor Hujak	1	-	-	-	1
TOTAL	82	23	5	0	110

2023 MULTI-RBI GAMES

PLAYER	2	3	4	5+	TOTAL
Colton Ledbetter	6	3	3	1	13
Hunter Hines	4	5	3	1	13
Dakota Jordan	5	5	-	-	10
Luke Hancock	7	1	1	-	9
Kellum Clark	7	1	-	-	8
State Alford	3	3	-	1	7
Ross Highfill	5	-	2	-	7
Bryce Chance	4	1	1	-	6
Lane Forsythe	4	-	-	-	4
Amani Larry	2	-	2	-	4
Connor Hujak	-	1	-	-	1
TOTAL	47	20	12	3	82

HITTING STREAKS

PLAYER	SEASON	CURRENT	CAREER
Dakota Jordan	12	3	12
Hunter Hines	7	--	12
Colton Ledbetter	7	5	10*
Luke Hancock	8	--	9
Kellum Clark	5	--	9
Connor Hujak	2	--	8*
Wil Hoyle	1	1	7*
Lane Forsythe	7	1	7
Ross Highfill	6	--	6
Bryce Chance	6	--	6
David Mershon	5	--	5
Amani Larry	5	--	5
State Alford	3	1	3
Aaron Downs	2	--	2
Von Seibert	1	--	2
Nate Chester	2	--	2
Bryce Hubbard	1	1	1

* - indicates streaks from previous school



STATE TO THE SHOW

Diamond Dawgs Playing in Major League Baseball

Name (Yrs. at MSU)	Pos.	Organization
Adam Frazier (2011-13)	IF	Baltimore Orioles
Kendall Graveman (2010-13)	RHP	Chicago White Sox
Nathaniel Lowe (2016)	IF	Texas Rangers
Hunter Renfroe (2011-13)	OF	Los Angeles Angels
Brent Rooker (2014-17)	OF	Oakland Athletics
Chris Stratton (2010-12)	RHP	St. Louis Cardinals
Brandon Woodruff (2012-14)	RHP	Milwaukee Brewers

Diamond Dawgs in Minor League Baseball

Name (Yrs. at MSU)	Pos.	Organization (Level)
Tanner Allen (2018-21)	OF	Miami Marlins (A)
Will Bednar (2020-21)	RHP	San Francisco Giants (A)
Eric Cerantola (2019-21)	RHP	Kansas City Royals (A)
Brad Cumbest (2019-22)	OF	Colorado Rockies (R+)
Justin Foscoe (2018-20)	IF	Texas Rangers (AAA)
J.P. France (2018)	RHP	Houston Astros (AAA)
Jackson Fristoe (2021-22)	RHP	New York Yankees (R+)
J.T. Ginn (2019-20)	RHP	Oakland Athletics (AA)
Cole Gordon (2016-19)	RHP	New York Mets (AAA)
Houston Harding (2020-21)	LHP	Los Angeles Angels (A)
Jonathan Holder (2010-13)	RHP	Los Angeles Angels (AAA)
Zac Houston (2014-16)	RHP	New York Yankees (AA)
Dakota Hudson (2014-16)	RHP	St. Louis Cardinals (AAA)
Kamren James (2020-22)	IF	Tampa Bay Rays (R+)
Keegan James (2016, 18-19)	RHP	Colorado Rockies (R+)
Preston Johnson (2021-22)	RHP	Baltimore Orioles (R+)
Rowdy Jordan (2018-21)	OF	New York Mets (AA)
Christian MacLeod (2020-21)	LHP	Minnesota Twins (A)
Jake Mangum (2016-19)	OF	Miami Marlins (AAA)
Zach Neff (2018)	LHP	Minnesota Twins (AA)
Konnor Pilkington (2016-18)	LHP	Arizona Diamondbacks (AAA)
Peyton Plumlee (2017, 19)	RHP	Houston Astros (A)
Landon Sims (2020-22)	RHP	Arizona Diamondbacks (R+)
Ethan Small (2016, 18-19)	LHP	Milwaukee Brewers (AAA)
Hunter Stovall (2016-18)	IF	Colorado Rockies (AAA)
Logan Tanner (2020-22)	C	Cincinnati Reds (A)
Andrew Walling (2022)	P	Philadelphia Phillies (A)
Jordan Westburg (2018-20)	IF	Baltimore Orioles (AAA)
Colby White (2019)	RHP	Tampa Bay Rays (AAA)
RJ Yeager (2022)	IF	St. Louis Cardinals (A)

Diamond Dawgs Coaching in Professional Baseball

Name (Yrs. at MSU)	Organization	Team (Level)
Travis Champman (1997-2000)	New York Yankees	New York Yankees (MLB)
Chris Maloney (1982-83)	Atlanta Braves	Mississippi Braves (AA)
Buck Showalter (1977)	New York Mets	New York Mets (MLB)
Chris Young (2000-02)	Chicago Cubs	Chicago Cubs (MLB)

Diamond Dawgs Working in Professional Baseball

Name (Yrs. at MSU)	Organization	Role
Jeff Brantley (1982-85)	Cincinnati Reds	Broadcaster
Will Clark (1983-85)	San Francisco Giants	Special Assistant

THE LAST TIME...

- SEC Tournament | % - NCAA Regional | ^ - NCAA Super Regional | \$ - College World Series

A MISSISSIPPI STATE TEAM...

Won 15+ Consecutive Games	17 - February 15-March 8, 2013
Won 10+ Consecutive Games	14 - February 23-March 16, 2019
Won 10+ Consecutive SEC Games	12 - April 30-May 25, 2016
Won 5+ Consecutive SEC Games	5 - April 30-May 8, 2021
Lost 5+ Consecutive Games	9 - April 30-May 15, 2022
Lost 5+ Consecutive SEC Games	18 - April 30, 2022- March 30, 2023
Swept a Three-Game Series	Lipscomb; March 10-12, 2023
<i>at Home</i>	Lipscomb; March 10-12, 2023
<i>on The Road</i>	at Alabama; May 20-22, 2021
Swept a Non-Conference Three-Game Series	Lipscomb; March 10-12, 2023
<i>at Home</i>	Lipscomb; March 10-12, 2023
<i>on The Road</i>	at Hawaii-Hilo; 1985
Swept a Three-Game SEC Series	at Alabama; May 20-22, 2021
<i>at Home</i>	Texas A&M; April 30-May 2, 2021
<i>on The Road</i>	at Alabama; May 20-22, 2021
Was Swept in a Three-Game Series	Vanderbilt, March 24-26, 2023
<i>at Home</i>	Vanderbilt, March 24-26, 2023
<i>on The Road</i>	at Kentucky, March 17-19, 2023
Was Swept in a Three-Game Non-Conference Series	at Southern Miss; February 16-18, 2018
<i>at Home</i>	Southeastern Louisiana; February 26-28, 2010
<i>on The Road</i>	at Southern Miss; February 16-18, 2018
Was Swept in a Three-Game SEC Series	at Tennessee, April 27-29, 2023
<i>at Home</i>	Vanderbilt, March 24-26, 2023
<i>on The Road</i>	at Tennessee, April 27-29, 2023
Played An Extra-Inning Game	L, 6-5 (10 Innings) - at Kentucky, March 17, 2023
<i>Won An Extra-Inning Game</i>	W, 7-6 (11 innings) - at Ole Miss; April 23, 2022
<i>Lost An Extra-Inning Game</i>	L, 6-5 (10 innings) - at Kentucky, March 17, 2023
Played Consecutive Extra-Inning Games	May 4-5, 2018; at Alabama, W, 14-12 (10 innings) and L, 3-4 (10 innings)
Won Consecutive Games in Extra-Inning	May 10-11, 2014; Tennessee, W, 1-0 (10 innings) and W, 4-3 (12 innings)
Won on a Walk-Off	W, 8-7 - Ole Miss; April 15, 2023
<i>Dakota Jordan two run RBI single in the 9th inning</i>	
Won Consecutive Games Via A Walk-Off	April 12 & 14, 2022; UAB, W, 6-5 and Auburn W, 7-6
<i>Kamren James RBI sac fly in the tenth inning (UAB)</i>	
<i>Luke Hancock RBI walk in the ninth inning (Auburn)</i>	

A MISSISSIPPI STATE OFFENSE...

Scored 30+ Runs	32 - Jackson State; April 29, 1988
Scored 25+ Runs	27 - Alcorn State; April 20, 2010
Scored 20+ Runs	21 - Grambling; April 4, 2023
Scored 15+ Runs	21 - Grambling; April 4, 2023
Scored 10+ Runs In An Inning	11 - Grambling (1st); April 4, 2023
Scored 9+ Runs In An Inning	11 - Grambling (1st); April 4, 2023
Scored 8+ Runs In An Inning	8 - Grambling (2nd); April 4, 2023
Had 30+ Hits	30 - Kentucky; April 30, 1989
Had 25+ Hits	26 - Little Rock; February 28, 1999
Had 20+ Hits	20 - Missouri; April 29, 2022
Had 20+ Hits in Back-to-Back Games	Auburn (20, 21); March 23-24, 2019
Had 6+ Home Runs	6 - UT Martin; April 5, 2022
Had 5+ Home Runs	6 - UT Martin; April 5, 2022
Hit Back-To-Back Home Runs	6th Inning, Colton Ledbetter (Solo)/Hunter Hines (Solo) - Ole Miss; April 15, 2023
Hit Back-To-Back-To-Back Home Runs	3rd Inning, Kellum Clark(2R HR)/Brad Cumbest (Solo)/RJ Yeager (Solo) - Southern; March 23, 2022
Had 3+ Triples	3 - Southern Cal; March 14, 2004
Had 8+ Doubles	8 - Auburn; March 24, 2019
Had 7+ Doubles	7 - UAB; April 20, 2021
Had 6+ Doubles	6 - VMI; Feb. 18, 2023
Had 10+ Walks	12 - vs. Valparaiso; March 7, 2023
Had 9+ Stolen Bases	10 - Arkansas-Pine Bluff; March 18, 2017
Had 8+ Stolen Bases	10 - Arkansas-Pine Bluff; March 18, 2017
Didn't Strikeout in a Game	Grambling; April 4, 2023
Had Two or Fewer Strikeouts	0 - Grambling; April 4, 2023
Was Shut Out	at Georgia (0-11); March 18, 2022
<i>at Home</i>	Long Beach State (0-3); February 18, 2022
<i>on The Road</i>	at Georgia (0-11); March 18, 2022
<i>Back-To-Back Games</i>	Auburn (0-5, 0-4); March 27-28, 2015
<i>Three-Straight Games</i>	vs. Southern Miss (0-3); March 24, 2015 and Auburn (0-5, 0-4); March 27-28, 2015

A MISSISSIPPI STATE DEFENSE...

Turned 5+ Double Plays	5 - San Diego; March 8, 2015
Turned 4+ Double Plays	5 - San Diego; March 8, 2015
Turned 3+ Double Plays	3 - Texas A&M-1; May 1, 2021
Turned A Triple Play	Auburn-Montgomery, March 9, 1991
Had 5+ Errors	5 - at Vanderbilt; March 18, 2011
Had 4+ Errors	4 - vs. Ohio State; March 3, 2023
Threw Out 3 Base Runners	3 - Logan Tanner; Tulane; February 26, 2021



THE LAST TIME...

- SEC Tournament | % - NCAA Regional | ^ - NCAA Super Regional | \$ - College World Series

MISSISSIPPI STATE PITCHING STAFF...

Threw a No-Hitter Jackson Fristoe (6 IP), Landon Sims (1 IP), Mikey Tepper (1 2/3 IP), Cam Tullar (1/3 IP); Kent State, March 7, 2021
Held Opponent To 1 Hit at Texas A&M; May 3, 2019
Held Opponent To 2 Hits Eastern Michigan; March 13, 2021

NOTE: Jacksonville State (5/18/21) had just two hits in a five-inning, rain-shortened game
NOTE: Valparaiso (3/7/23) had just two hits in a seven-inning, run rule game

Struck Out 25+ Batters 26 - at LSU; 1909
Struck Out 20+ Batters 21 - vs. Texas; June 20, 2021 \$
Struck Out 15+ Batters 16 - South Carolina; April 1, 2023
Did Not Issue A Walk at Auburn; April 10, 2021
Shut Out An Opponent vs. Vanderbilt (9-0); June 30, 2021 \$
at Home Eastern Michigan (14-0); March 12, 2021
on The Road at Alabama (7-0); May 21, 2021
Neutral Site Game vs. Vanderbilt (9-0); June 30, 2021 \$
Postseason Game vs. Vanderbilt (9-0); June 30, 2021 \$
Back-To-Back Shutouts 2021 (Kent State, March 7 [13-0]; Grambling, March 9 [10-0] and Louisiana-Lafayette, March 10 [4-0])
Three Straight Shutouts 2021 (Kent State, March 7 [13-0];
Grambling, March 9 [10-0] and Louisiana-Lafayette, March 10 [4-0]; Eastern Michigan, March 12 [14-0])
Four Straight Shutouts 2021 (Kent State, March 7 [13-0];
Grambling, March 9 [10-0] and Louisiana-Lafayette, March 10 [4-0]; Eastern Michigan, March 12 [14-0])

Shut Out An SEC Opponent vs. Vanderbilt (9-0); June 30, 2021 \$
At Home Alabama (6-0); April 12, 2019
On The Road at Alabama (7-0); May 21, 2021
Neutral Site vs. Vanderbilt (9-0); June 30, 2021 \$

A MISSISSIPPI STATE BATTER HAD...

Hit for the Cycle Brad Freeman; South Alabama, February 17, 1998
Walk-Off Hit Kellum Clark (Solo HR); Lipscomb, March 11, 2023
8+ At-Bats 8 - Jordan Westburg, Tanner Allen & Rowdey Jordan vs. LSU, May 22, 2019 #
6+ Hits 6 - Adam Frazier; at Virginia, June 8, 2013
5+ Hits 5 - Tanner Allen; South Carolina, May 16, 2019
4+ Hits 4 - Kellum Clark; at Auburn, April 23, 2023
2+ Hits In An Inning Hunter Hines (HR, 1B; 1st Inning); Grambling, April 4, 2023
5+ Runs 5 - Jon Knott; Little Rock, February 28, 1999
4+ Runs 4 - Colton Ledbetter; Arkansas State, March 21, 2023
3+ Doubles 3 - Justin Foscue; Georgia, April 26, 2019
2+ Triples 2 - C.T. Bradford; at Arizona, March 9, 2014
3+ Home Runs 3 - Ross Highfill; Lipscomb, March 11, 2023
2+ Home Runs 2 - Hunter Hines; at Tennessee, April 28, 2023
Inside-The-Park Home Run Cody Brown; vs. Kentucky, April 7, 2017
Pinch Hit Home Run Connor Hujak; Lipscomb, March 11, 2023
Leadoff Home Run (Top or bottom of 1st inning) RJ Yeager (Bottom 1st); Tennessee, May 21, 2022
Walk-Off Home Run Kellum Clark (solo); Lipscomb, March 11, 2022
Hit a Grand Slam Slate Alford; Grambling, April 4, 2023
Multiple Grand Slams Never
A Pinch-Hit Grand Slam Never
10+ RBIs 11 - Jason Nappi; at UAB, March 18, 2008
9+ RBIs 9 - Ryan Duffy; vs. Jackson State, April 6, 2010
8+ RBIs 8 - Brent Rooker; vs. Indiana State, February 24, 2017
7+ RBIs 7 - Kellum Clark vs. Princeton, March 11, 2022
10+ Total Bases 10 - Slate Alford, South Carolina, March 31, 2023
4+ Walks 4 - Logan Tanner; Kent State, March 5, 2021
3+ Walks 3 - Luke Hancock; Grambling, April 4, 2023
4+ Stolen Bases 4 - Derrick Armstrong; vs. Michigan State, March 1, 2014
3+ Stolen Bases 3 - Amani Larry; Nicholls, March 14, 2023
Stole Home Connor Hujak; Samford, March 28, 2023
4+ Hit By Pitches 4 - Rowdey Jordan; at Auburn, April 11, 2021
3+ Hit By Pitches 4 - Rowdey Jordan; at Auburn, April 11, 2021

A MISSISSIPPI STATE PITCHER HAD...

A Perfect Game J.T. Peatross; Mississippi College (1-0), 1918
A No-Hitter Jackson Fristoe (6 IP), Landon Sims (1 IP), Mikey Tepper (1 2/3 IP), Cam Tullar (1/3 IP); Kent State, March 7, 2021
A Complete Game No-Hitter Gene Morgan (7 IP); at Hawaii-Hilo (2-0), April 6, 1985
A Complete Game (9 Inn.) Jacob Billingsley; at Southern Miss (8-1), June 6, 2017 %
A Complete Game (7 Inn.) JT Ginn; at Texas A&M-1 (0-1), May 4, 2019
Complete-Game 1-Hitter Unknown
Complete-Game 2-Hitter Ricky Bowen; vs. Ole Miss, March 16, 2008
Consecutive Complete Games Dakota Hudson; 2016 (at Auburn (4-0), May 13 and Arkansas (7-0), May 19)
A Complete-Game Shutout Dakota Hudson; vs. Arkansas (7-0), May 19, 2016
at Home Dakota Hudson; vs. Arkansas (7-0), May 19, 2016
on The Road Dakota Hudson; at Auburn (4-0), May 13, 2016
SEC Game Dakota Hudson; vs. Arkansas (7-0), May 19, 2016
as a Freshman Scott Tanksley; vs. Mississippi College (6-0), April 20, 1993
Postseason Game B.J. Wallace; vs. Nicholls State (1-0), May 21, 1992 %
17+ Strikeouts 17 - Chris Stratton; at LSU, March 16, 2012
15+ Strikeouts 15 - Will Bednar; vs. Texas, June 20, 2021 \$
10+ Strikeouts 11 - Bradley Loftin; Valparaiso, March 7, 2023
Recorded Two Saves In One Day Trevor Fitts; vs. Marshall and Alabama A&M, February 22, 2015

HONORS TRACKER

Colton Ledbetter, OF

D1Baseball Top 100 Collegiate MLB Draft Prospects (No. 26)
D1Baseball Top 100 Impact Transfers (No. 5)
Perfect Game Preseason All-American (third team)
Preseason All-SEC (second team)

Cade Smith, RHP

D1Baseball Top 100 Collegiate MLB Draft Prospects (No. 53)

Landon Gartman, RHP

D1Baseball Top 100 Impact Transfers (No. 31)

Amani Larry, IF

D1Baseball Top 100 Impact Transfers (No. 33)
NCBWA Preseason All-American (second team)

Nate Dohm, RHP

D1Baseball Top 100 Impact Transfers (No. 5)
NCBWA Stopper of the Year Watch List

Aaron Nixon, RHP

D1Baseball Top 100 Impact Transfers (No. 5)
NCBWA Stopper of the Year Watch List

Connor Hujak, IF/OF

D1Baseball Top 100 Impact Transfers (No. 93)

Luke Hancock, C

Preseason All-SEC (second team)
Buster Posey National Caccher of the Year Watch List

Bryce Chance, OF

SEC Co-Freshman of the Week (2/20)

Dakota Jordan, OF

SEC Freshman of the Week (4/17)



2023 HOME RUN TRACKER

No.	Player	Game	Date	Opponent	Pitcher	On Base	Inn.	Outs	Count	Score	Final
1	Bryce Chance	1	Feb. 17	VMI	Kaltreider	1	6	2	1-1	3-2	W, 11-2
2	Colton Ledbetter	2	Feb. 18	VMI	Wilkerson	1	1	0	0-1	0-1	L, 14-13
3	Hunter Hines	2	Feb. 18	VMI	Hawley	0	2	0	0-0	9-1	L, 14-13
4	Amani Larry	3	Feb. 19	VMI	Barker	1	3	1	0-1	0-3	W, 9-3
5	Kellum Clark	3	Feb. 19	VMI	Thompson	0	4	0	0-0	2-3	W, 9-3
6	Kellum Clark	3	Feb. 19	VMI	Light	0	6	1	1-1	3-3	W, 9-3
7	Luke Hancock	4	Feb. 21	ULM	Orton	1	7	2	1-2	0-11	L, 11-5
8	Bryce Chance	4	Feb. 21	ULM	Judice	1	9	1	2-2	3-11	L, 11-5
9	Colton Ledbetter	5	Feb. 22	ULM	Shaw	1	4	1	2-0	4-0	W, 14-3
10	Slate Alford	5	Feb. 22	ULM	Shuffler	1	6	2	1-0	6-0	W, 14-3
11	Dakota Jordan	5	Feb. 22	ULM	Shuffler	2	7	1	1-0	10-0	W, 14-3
12	Colton Ledbetter	8	Feb. 26	Arizona State	Tieding	3	4	1	3-1	5-2	W, 16-3
13	Lane Forsythe	8	Feb. 26	Arizona State	Wainscott	0	6	0	2-1	9-2	W, 16-3
14	Hunter Hines	8	Feb. 26	Arizona State	Varnado	1	7	0	1-0	10-2	W, 16-3
15	Amani Larry	9	Feb. 28	Southern Miss	Monistere	0	4	0	0-1	5-4	W, 10-9
16	Ross Highfill	11	March 4	Oklahoma	Pierce	0	3	2	0-0	4-8	L, 15-9
17	Hunter Hines	11	March 4	Oklahoma	Pierce	0	5	0	1-0	7-12	L, 15-9
18	Amani Larry	12	March 5	Cal	Colwell	0	7	1	1-1	4-4	W, 8-4
19	Kellum Clark	12	March 5	Cal	Becerra	1	8	1	1-1	5-4	W, 8-4
20	Hunter Hines	13	March 7	Valparaiso	Hack	1	6	1	2-0	7-2	W, 12-2
21	Kellum Clark	13	March 7	Valparaiso	Hack	0	6	1	2-2	9-2	W, 12-2
22	Hunter Hines	14	March 10	Lipscomb	Giles	1	7	2	1-0	6-1	W, 8-2
23	Connor Hujsak	15	March 11	Lipscomb	Van Treeck	0	6	1	1-1	3-2	W, 4-3
24	Kellum Clark	15	March 11	Lipscomb	Van Treeck	0	9	0	2-2	3-3	W, 4-3
25	Ross Highfill	16	March 11	Lipscomb	Smith	0	2	0	1-1	2-1	W, 12-4
26	Hunter Hines	16	March 11	Lipscomb	Harmon	1	6	1	0-1	7-4	W, 12-4
27	Ross Highfill	16	March 11	Lipscomb	Harmon	0	6	1	3-1	9-4	W, 12-4
28	Ross Highfill	16	March 11	Lipcomb	Williams	1	8	1	2-0	10-4	W, 12-4
29	Hunter Hines	17	March 14	Nicholls	Hayes	1	1	2	1-0	2-0	W, 12-4
30	Hunter Hines	17	March 14	Nicholls	Llinas	1	4	1	2-2	6-2	W, 12-4
31	Colton Ledbetter	17	March 14	Nicholls	Mancuso	0	7	1	2-0	9-4	W, 12-4
32	Kellum Clark	19	March 17	at Kentucky	Williams	0	4	1	0-2	1-4	L, 6-5
33	Hunter Hines	20	March 18	at Kentucky	Bosma	0	2	0	0-1	0-0	L, 12-3
34	Hunter Hines	20	March 18	at Kentucky	Bosma	1	4	0	0-1	1-0	L, 12-3
35	Kellum Clark	21	March 19	at Kentucky	Lee	1	3	2	2-1	1-4	L, 17-3
36	Colton Ledbetter	22	March 21	Arkansas State	Federick	1	4	1	3-1	13-0	W, 16-2
37	Lane Forsythe	24	March 25	Vanderbilt	Owen	1	7	1	1-0	2-8	L, 18-5
38	Kellum Clark	25	March 26	Vanderbilt	Futrell	0	4	0	3-2	1-6	L, 11-7
39	Luke Hancock	25	March 26	Vanderbilt	Futrell	0	4	1	1-0	2-6	L, 11-7
40	Connor Hujsak	25	March 26	Vanderbilt	Cunningham	2	6	1	0-0	4-11	L, 11-7
41	Colton Ledbetter	27	March 30	South Carolina	Hicks	1	5	2	0-0	1-3	L, 6-4
42	Hunter Hines	28	March 31	South Carolina	Hall	1	3	1	0-1	1-1	W, 13-3
43	Dakota Jordan	28	March 31	South Carolina	Hall	0	3	1	1-0	3-1	W, 13-3
44	Slate Alford	28	March 31	South Carolina	Williamson	0	5	0	2-1	6-3	W, 13-3
45	Slate Alford	28	March 31	South Carolina	Wheeler	0	6	0	0-1	10-3	W, 13-3
46	Dakota Jordan	29	April 1	South Carolina	Veach	1	6	2	2-0	2-3	L, 14-5
47	Hunter Hines	30	April 4	Grambling	Boudreaux	1	1	0	0-1	2-1	W, 21-2
48	Ross Highfill	30	April 4	Grambling	Martinez	1	1	2	0-1	5-1	W, 21-2
49	Slate Alford	30	April 4	Grambling	Mims III	3	2	2	1-1	15-2	W, 21-2
50	Ross Highfill	31	April 6	Alabama	Banks	0	2	1	0-1	2-0	W, 12-8
51	Hunter Hines	31	April 6	Alabama	Ball	0	7	1	1-2	4-4	W, 12-8
52	Slate Alford	31	April 6	Alabama	Myers	1	7	2	0-2	5-4	W, 12-8
53	Ross Highfill	31	April 6	Alabama	Myers	2	7	2	1-0	7-4	W, 12-8
54	Hunter Hines	33	April 8	Alabama	Hitt	1	1	1	0-2	0-0	W, 8-4
55	Ross Highfill	33	April 8	Alabama	Moza	0	7	1	0-0	3-4	W, 8-4
56	Kellum Clark	33	April 8	Alabama	Woods	1	8	0	1-1	5-4	W, 8-4
57	Dakota Jordan	34	April 11	UAB	Shelton	2	1	1	1-0	0-0	W, 7-3
58	Luke Hancock	34	April 11	UAB	Shelton	0	1	1	0-1	3-0	W, 7-3
59	Colton Ledbetter	34	April 11	UAB	Daniel	0	7	1	1-2	5-3	W, 7-3
60	Dakota Jordan	35	April 14	Ole Miss	Dougherty	0	5	0	2-2	0-1	L, 3-2
61	Hunter Hines	35	April 14	Ole Miss	Murrell	0	9	2	1-2	1-3	L, 3-2
62	Colton Ledbetter	36	April 15	Ole Miss	Rivas	0	6	1	0-1	2-5	W, 8-7
63	Hunter Hines	36	April 15	Ole Miss	Rivas	0	6	1	1-0	3-5	W, 8-7
64	Colton Ledbetter	36	April 15	Ole Miss	Jones	1	7	2	3-2	4-5	W, 8-7
65	Dakota Jordan	37	April 16	Ole Miss	Quinn	2	3	2	2-1	0-0	W, 5-3
66	Hunter Hines	37	April 16	Ole Miss	Kimibrell	1	7	2	0-0	3-3	W, 5-3
67	Slate Alford	39	April 22	Auburn	Armstrong	2	6	2	0-0	1-2	W, 11-10
68	Amani Larry	39	April 22	Auburn	Armstrong	1	6	2	3-2	4-2	W, 11-10
69	Kellum Clark	39	April 22	Auburn	Nelson	0	8	0	1-0	6-3	W, 11-10
70	Luke Hancock	39	April 22	Auburn	Allsup	1	9	2	1-0	9-3	W, 11-10
71	Hunter Hines	40	April 23	Auburn	Cannon	2	2	2	2-1	2-0	L, 12-11
72	Slate Alford	42	April 27	Tennessee	Lindsey	1	6	0	2-2	1-7	L, 8-7
73	Colton Ledbetter	42	April 27	Tennessee	Connell	0	7	0	1-1	3-7	L, 8-7
74	Hunter Hines	42	April 27	Tennessee	Burns	0	9	0	1-0	6-7	L, 8-7
75	Dakota Jordan	43	April 28	Tennessee	Dollander	2	1	1	0-1	0-0	L, 12-8
76	Hunter Hines	43	April 28	Tennessee	Dollander	0	3	0	0-0	3-0	L, 12-8
77	Hunter Hines	43	April 28	Tennessee	Jenkins	1	5	0	0-0	4-2	L, 12-8
78	Colton Ledbetter	44	April 29	Tennessee	Beam	0	6	2	3-1	1-12	L, 13-2

* - leadoff homerun

2023 HOW IT WAS WON

Below is a chart representing how the eventual game-winning run was recorded for Mississippi State in 2023.

<i>Gm</i>	<i>Opponent</i>	<i>Final</i>	<i>Player</i>	<i>Inn.</i>	<i>Outs</i>	<i>Play</i>	<i>Score at Time</i>
1.	VMI	11-2	Luke Hancock	3	1	Sacrifice fly	3-0
2.	VMI	9-3	Kellum Clark	6	1	Home Run	3-3
3.	ULM	14-3	Amani Larry	4	0	Sacrifice fly	4-0
4.	Arizona State	5-1	Lane Forsythe	4	1	Single	1-1
5.	Arizona State	16-3	Kellum Clark	4	0	Single	3-2
6.	Southern Miss	10-9	Hunter Hines	8	1	Sacrifice fly	9-9
7.	Cal	8-4	Amani Larry	7	1	Home Run	4-4
8.	Valparaiso	12-2	Bryce Chance	4	2	Single	2-2
9.	Lipscomb	8-2	Ross Highfill	3	0	Single	1-1
10.	Lipscomb	4-3	Kellum Clark	9	0	Home Run	3-3
11.	Lipscomb	12-4	Luke Hancock	6	1	Double	4-4
12.	Nicholls	12-4	Bryce Chance	2	1	Single	4-0
13.	Louisiana	4-2	Colton Ledbetter	5	1	Double	2-1
14.	Arkansas State	16-2	Kellum Clark	1	0	Double	2-0
15.	Samford	9-4	Dakota Jordan	5	2	Double	3-4
16.	South Carolina	13-3	Dakota Jordan	3	1	Home Run	3-1
17.	Grambling	21-2	Hunter Hines	1	0	Home Run	2-1
18.	Alabama	12-8	Ross Highfill	7	2	Home Run	7-4
19.	Alabama	8-4	Dakota Jordan	7	2	Double	5-4
20.	UAB	7-3	Luke Hancock	1	1	Home Run	3-0
21.	Ole Miss	8-7	Dakota Jordan	9	1	Single	6-7
22.	Ole Miss	5-3	Hunter Hines	7	2	Home Run	3-3
23.	Auburn	11-10	Luke Hancock	9	2	Home Run	9-3
24.	Ole Miss	2-1	Luke Hancock	6	2	Double	



SEC UPDATE

Standings

Western Division											
	SEC	Pct.	GB	Division	Overall	Pct.	Home	Away	Neutral	L10	Streak
LSU	15-5	.750	--	10-2	36-8	.818	23-5	6-4	4-2	6-4	W4
Arkansas	14-7	.667	1.5	11-4	33-12	.733	28-3	3-7	2-2	5-5	L1
Alabama	9-12	.429	6.5	4-8	30-15	.667	22-7	7-8	1-0	6-4	L3
Auburn	9-12	.429	6.5	4-8	25-18-1	.580	18-8-1	5-10	2-0	5-5	L1
Texas A&M	9-12	.429	6.5	5-7	26-19	.578	18-10	6-8	2-1	4-6	W1
Mississippi State	6-15	.286	9.5	5-4	24-20	.545	15-11	4-7	5-2	3-6	L3
Ole Miss	5-16	.238	10.5	3-9	24-21	.533	17-12	5-8	2-1	4-6	W2
Eastern Division											
	SEC	Pct.	GB	Division	Overall	Pct.	Home	Away	Neutral	L10	Streak
Vanderbilt	16-5	.762	--	10-5	33-11	.750	23-5	6-4	4-2	6-4	W4
South Carolina	14-6	.700	1.5	10-2	36-8	.818	25-3	9-5	2-0	6-4	W1
Florida	14-7	.667	2.0	7-5	36-10	.783	27-6	8-4	1-0	7-3	W5
Kentucky	11-10	.524	5.0	4-5	30-13	.698	20-4	10-9	0-0	3-7	L4
Tennessee	11-10	.524	5.0	4-5	31-14	.689	29-4	1-9	1-1	8-2	W8
Georgia	8-13	.381	8.0	3-9	25-20	.556	16-10	7-9	2-1	6-4	W1
Missouri	5-16	.238	11.0	4-11	25-19	.568	14-3	7-15	4-1	4-6	W1

Schedule/Results

all times central

THURSDAY, MAY 4

Ole Miss at Missouri	6 p.m. (SECN)
Vanderbilt at Alabama	7 p.m. (ESPNU)

FRIDAY, MAY 5

Tennessee at Georgia	5 p.m. (SECN+)
South Carolina at Kentucky	5:30 p.m. (SECN+)
Arkansas at Mississippi State	6 p.m. (SECN+)
LSU at Auburn	6 p.m. (SECN+)
Florida at Texas A&M	6 p.m. (SECN+)
Ole Miss at Missouri	6 p.m. (SECN+)
Vanderbilt at Alabama	7 p.m. (SECN)

SATURDAY, MAY 6

Tennessee at Georgia	1 p.m. (SECN+)
South Carolina at Kentucky	1 p.m. (SECN+)
Vanderbilt at Alabama	2 p.m. (SECN+)
Ole Miss at Missouri	2 p.m. (SECN+)
Florida at Texas A&M	5 p.m. (SECN)
Arkansas at Mississippi State	6 p.m. (ESPN2)
LSU at Auburn	8 p.m. (SECN)

SUNDAY, MAY 7

Tennessee at Georgia	12 p.m. (SECN+)
Arkansas at Mississippi State	1 p.m. (SECN+)
LSU at Auburn	1 p.m. (SECN+)
Florida at Texas A&M	1 p.m. (SECN+)
South Carolina at Kentucky	1 p.m. (SECN+)

Week-by-Week Polls

Week	BA	CB	D1	BW	PG	USA	RPI
Preseason	NR	22	NR	31	NR	RV	--
Week 1	NR	24	NR	NR	NR	--	--
Week 2	NR	NR	NR	RV	NR	NR	--
Week 3	NR	NR	NR	NR	NR	NR	74
Week 4	NR	NR	NR	RV	NR	NR	56
Week 5	NR	NR	NR	NR	NR	NR	54
Week 6	NR	NR	NR	NR	NR	NR	59
Week 7	NR	NR	NR	NR	NR	NR	46
Week 8	NR	NR	NR	NR	NR	NR	26
Week 9	NR	NR	NR	NR	NR	NR	26
Week 10	NR	NR	NR	NR	NR	NR	35
Week 11	NR	NR	NR	NR	NR	NR	48

BA - Baseball America, CB - Collegiate Baseball Newspaper, D1 - D1Baseball,

BW - National Collegiate Baseball Writers Association, PG - Perfect Game,

USA - USA Today Coaches Poll, RPI - NCAA RPI

(--)- No poll/RPI released by the publication.

IN THE POLLS

Baseball America		Collegiate Baseball		D1Baseball		NCBWA		Perfect Game		USA Today/Coaches	
1. LSU	35-8	1. LSU	35-8	1. LSU	35-8	1. LSU	35-8	1. LSU	35-8	1. LSU	35-8
2. Wake Forest	37-6	2. Wake Forest	37-6	2. Wake Forest	37-6	2. Wake Forest	37-6	2. Wake Forest	37-6	2. Wake Forest	37-6
3. Vanderbilt	32-11	3. Vanderbilt	32-11	3. South Carolina	35-8	3. Florida	35-10	3. South Carolina	35-8	3. Florida	35-10
4. South Carolina	35-8	4. South Carolina	35-8	4. Florida	35-10	4. South Carolina	35-8	4. Florida	35-10	4. South Carolina	35-8
5. Florida	35-10	5. Arkansas	33-11	5. Vanderbilt	32-11	5. Vanderbilt	32-11	5. Arkansas	33-11	5. Vanderbilt	32-11
6. Arkansas	33-11	6. Florida	35-10	6. Arkansas	33-11	6. Arkansas	33-11	6. Tennessee	30-14	6. Arkansas	33-11
7. Coastal Carolina	28-14	7. Stanford	28-13	7. Stanford	28-13	7. Stanford	28-13	7. Coastal Carolina	28-14	7. Stanford	28-13
8. Stanford	28-13	8. Miami (Fla.)	28-16	8. Coastal Carolina	28-14	8. Coastal Carolina	28-14	8. Dallas Baptist	34-10	8. Coastal Carolina	28-14
9. Duke	31-13	9. UC Santa Barbara	28-12	9. Connecticut	32-11	9. Connecticut	32-11	9. Stanford	28-13	9. Connecticut	32-11
10. Miami (Fla.)	28-16	10. Oregon	30-13	10. Duke	31-13	10. Campbell	31-10	10. Vanderbilt	32-11	10. Duke	31-13
11. West Virginia	33-11	11. Arizona State	29-15	11. Miami (Fla.)	28-16	11. East Carolina	31-13	11. Duke	31-13	11. Miami (Fla.)	28-16
12. Campbell	31-10	12. Cal State Fullerton	26-13	12. West Virginia	33-11	12. Dallas Baptist	34-10	12. Connecticut	32-11	12. Virginia	35-11
13. East Carolina	31-13	13. Duke	31-13	13. Campbell	31-10	13. Virginia	35-11	13. Miami (Fla.)	28-16	13. Campbell	31-10
14. Virginia	35-11	14. Virginia	35-11	14. East Carolina	31-13	14. Duke	31-13	14. Oregon	30-13	14. West Virginia	33-11
15. Texas Tech	30-15	15. Indiana State	28-13	15. Oregon State	30-13	15. West Virginia	33-11	15. West Virginia	33-11	15. East Carolina	31-13
16. Dallas Baptist	34-10	16. Oklahoma State	30-13	16. Dallas Baptist	34-10	16. Tennessee	30-14	16. Campbell	31-10	16. Tennessee	30-14
17. Oregon	30-13	17. West Virginia	33-11	17. Oregon	30-13	17. Miami (Fla.)	28-16	17. East Carolina	31-13	17. Boston College	29-14
18. Arizona State	29-15	18. Dallas Baptist	34-10	18. Tennessee	30-14	18. Boston College	29-14	18. Clemson	28-17	18. Dallas Baptist	34-10
19. Oregon State	30-13	19. Tennessee	30-14	19. Boston College	29-14	19. Oregon	30-13	19. Boston College	29-14	19. Oregon	30-13
20. Oklahoma State	30-13	20. Coastal Carolina	28-14	20. Arizona State	29-15	20. Oregon State	30-13	20. Indiana State	28-13	20. Oregon State	30-13
21. Tennessee	30-14	21. Maryland	30-15	21. Virginia	35-11	21. Arizona State	29-15	21. Kentucky	30-13	21. Kentucky	30-13
22. UTSA	33-11	22. Kansas State	28-17	22. UTSA	33-11	22. Louisville	28-15	22. Virginia	35-11	22. Arizona State	29-15
23. Connecticut	32-11	23. Kent State	31-12	23. Maryland	30-15	23. Kentucky	30-13	23. Northeastern	35-7	23. Oklahoma State	30-13
24. Maryland	30-15	24. Oral Roberts	32-11	24. Cal State Fullerton	26-13	24. Texas Tech	30-15	24. UTSA	33-11	24. Texas Tech	30-15
25. Boston College	29-14	25. Clemson	28-17	25. Northeastern	35-7	25. UTSA	33-11	25. Cal State Fullerton	26-13	25. Louisville	28-15
		26. Central Michigan	29-14			26. Oklahoma State	30-13				
		27. Boston College	29-14			27. Texas	30-15				
		28. Campbell	31-10			28. Maryland	30-15				
		29. Connecticut	32-11			29. Cal State Fullerton	26-13				
		30. Southern Miss	28-15			30. Northeastern	35-7				

2023 Scheduled Opponents in Bold



DUDY NOBLE FIELD

BIOGRAPHY

The largest on-campus facility in college baseball, Dudy Noble Field will see the 57th season of Mississippi State baseball at its current site in 2023. With over 1,690 games played at the venue, the Diamond Dawgs have a .730 winning percentage at the facility, which recently received a \$68-million upgrade.

The field is named in honor of longtime MSU baseball coach, athletics director and ABCA Hall of Famer Clarke Randolph "Dudy" Noble. On April 27, 1998 the facility was renamed Dudy Noble Field, Polk-DeMent Stadium, honoring another ABCA Hall of Famer, former Bulldog skipper Ron Polk, and the late Gordon DeMent, a successful businessman and longtime fan of the Diamond Dawgs from Indianola, Mississippi.

The Origin

From 1929 until 1964, Mississippi State hosted its baseball games at the original on-campus venue, Hardy Field, which was located several hundred yards to the south of the Bulldogs' home football venue, Davis Wade Stadium at Scott Field. The baseball field was closed following the 1964 season to make way for the construction of Dorman Hall and for the next two seasons the Diamond Dawgs played their home games at Redbird Park in Columbus, Mississippi, capturing SEC titles both seasons at their temporary home.

The tin-roofed grandstand and 2,000-seat bleachers from the original Dudy Noble Field were transported to the stadium's present site, which became playable for the 1967 campaign. Since that time, facility enhancements have followed at a steady pace to make the "Carnegie Hall of College Baseball" one of the finest all-around facilities on the road to Omaha. Among with numerous upgrades, the current site has seen two complete demolitions and reconstructions, the latest occurring during a three-year span (2017-19) and opening prior to the start of the 2019 campaign.

Leading the Attendance Boom

With a laundry list of legendary names on its all-time roster, it comes as no surprise that Mississippi State ranks among the nation's attendance leaders year in and year out. The Dudy Noble Field faithful have sold out the reserved seating allotment every season since 1987.

Along with routinely hosting some of the largest crowds in the SEC, ten of the last 12 three-day Super Bulldog Weekend series have drawn more than 25,000 fans.

MSU eclipsed the 200,000 mark in paid attendance at Dudy Noble Field for six-straight seasons between 2012-17, marking the first such occurrence in the program's history. In 2013, the Diamond Dawgs' five-millionth fan walked through the turnstiles at Dudy Noble Field. Since home attendance figures were charted starting in 1976, the "Carnegie Hall of College Baseball" has seen 7,283,977 fans rush through the gates.

In 22 of the last 23 seasons, Mississippi State has averaged 6,000 fans per game, including a record average of 10,259 during the 2022 campaign. Overall, State has eclipsed the 200,000-fan mark 14 times since 2002, with a school-record 373,784 viewing the 2019 home schedule.

Of the top 25 all-time college baseball on-campus attendances, Dudy Noble Field finds itself on the list 19 times, most notably owning the all-time on-campus attendance record of 15,586 on April 12, 2014. The Bulldogs own 15 of the top 16 marks in NCAA on-campus history and are the only NCAA baseball program to boast on-campus attendances of 14,000 or more. The five largest NCAA Super Regional crowds have all assembled in Starkville, Mississippi, as well.

From April 11-13, 2014, the Bulldog faithful flooded the gates at Dudy Noble Field to the tune of 39,181 fans for a three-game series versus Ole Miss. The nearly 40,000 fans on the weekend set an NCAA on-campus attendance record for a three-game series.

Dudy Noble Field has ushered in crowds of 10,000 or better 84 times, including 2007 NCAA Super Regional-record draws of 13,715 and 12,620 for nationally-televised, late-morning games against Clemson. In 2019, the first season of the "New Dude," the Diamond Dawgs garnered crowds of 10,000-plus a school-record 10 times.

Mississippi State has hosted 26 postseason events at the facility, including three NCAA District III Tournaments (1973-75), five SEC tournaments (1979, 81, 83, 88 & 95), 16 NCAA Regionals (1979, 84-85, 87-89, 90, 92, 97, 2000, 03, 13, 16, 19 & 21) and four NCAA Super Regionals (2007, 16, 19 & 21).

The Left Field Lounge

The aura of Mississippi State baseball at Dudy Noble Field is certainly not confined to the loyal legions in the impressive grandstand, pro-style luxury sky suites or luxurious Left Field Lofts.

In fact, some of the more highly-prized seats at Bulldog baseball games are found beyond the outfield fence in the Left Field Lounge™. Waiting lists greet those seeking to purchase one of the 96 outfield lounges in the iconic two-level outfield tailgate.

Once a colorful assortment of pickup trucks, motor homes, and trailers — most equipped with grills — lined the outfield fence, completing a circle of humanity at Dudy Noble Field. Now, the permanent lounge spaces are connected to the concourse, allowing everyone to stroll through and experience the iconic lounge culture.

What began in the late 1960s as a popular gathering spot for baseball-loving MSU supporters now forms college baseball's largest tailgate party.

The "New Dude"

The second demolition at the current site occurred following the 2017 season and the \$68 million facility opened its gates for the 2019 campaign. Architect Wier Boerner Allin, along with consultants Populous and famed stadium architect/State alum Janet Marie Smith designed the project, while construction manager ICM and general contractor JESCO Construction, Inc. oversaw the construction.

Covering 12 acres of land on the Mississippi State University campus, the 230,000 square foot facility carries on Dudy Noble Field's legacy as the "Carnegie Hall of College Baseball." Installation of the second largest scoreboard in college baseball, measuring 43 feet wide by 60 feet high, started the project in 2017. The board, which was the largest in college baseball upon installation, is larger than boards owned by three Major League Baseball teams. The addition of 96 permanent Left Field Lounge rigs encircling the outfield followed during the fall of 2018.

The concourse and lower-level grandstands were in place for the 2018 season, with the Diamond Suites, upper-deck reserved seating area and three unique club areas — Farm Bureau Triple Crown Club, Charlie and Dana Stephenson Omaha Club and The Rooftop Club — were completed prior to the 2019 campaign. The newest version of Dudy Noble Field also features increased restroom facilities and concession points of sale.

The player spaces also received an upgrade, expanding to cover 18,000 square feet underneath the facility. The fully-equipped Bruce and Julie Martin Locker Room includes an embedded equipment room, houses 40 wooden lockers and features an oversized, dimensional halo-lit '85 Script Mississippi State sign suspended overhead in the middle of the room.

The more spacious locker room includes an attached training room with whirlpool and fully-functional fueling station. The Mitch Moreland Hitting Tunnel, which is equipped with HitTrax, and Turner & Gloria Wingo Team Lounge are easily accessed from the home dugout, with the eye-popping player entrance and Hassell H. Franklin Omaha Room greeting players as they enter the facility. The Pat McMahon Pitching Lab is also housed under the stadium, featuring arm care and conditioning equipment, one oversized turfed mound with three pitching rubbers and state of the art video equipment.

TOP-25 CROWDS

Rank	Attendance	Opponent	Date
1.	16,423	* Ole Miss	April 15, 2023
2.	15,586	Ole Miss	April 12, 2014
3.	15,078	Texas A&M	April 16, 2016
4.	14,991	Florida	April 22, 1989
5.	14,739	Ole Miss	April 14, 2023
6.	14,562	Auburn	April 20, 2013
7.	14,385	# Notre Dame	June 12, 2021
8.	14,378	LSU	April 16, 1988
9.	14,320	Arizona State	Feb. 25, 2023
10.	14,228	LSU	April 9, 2022
11.	14,077	Alabama	March 26, 2022
12.	13,971	# Notre Dame	June 13, 2021
13.	13,761	Arkansas	April 25, 1992
14.	13,715	^ Clemson	June 9, 2007
15.	13,691	Kentucky	April 8, 2017
16.	13,617	Georgia	April 16, 2006
17.	13,452	^ Arizona	June 11, 2016
18.	13,351	Long Beach State	Feb. 19, 2022
19.	13,338	Ole Miss	April 17, 2021
20.	13,224	Ole Miss	April 11, 2014
21.	13,132	^ Stanford	June 8, 2019
22.	13,123	Ole Miss	April 15, 2000
23.	13,004	Florida	April 18, 2015
24.	12,927	Vanderbilt	March 25, 2023
25.	12,913	^ Arizona	June 10, 2016

* - NCAA on-campus attendance record

^ - NCAA Regional

- NCAA Super Regional

NOTE: Mississippi State owns 100 crowds of 10,000-plus in the history of the program. The top 10 crowds in Dudy Noble Field history are also the top 10 on-campus crowds in NCAA history.



2023 SEASON STATISTICS

Record: 24-20 Home: 15-9 Away: 4-9 Neutral: 5-2 SEC: 6-15

Player	avg	gp-gs	ab	r	h	2b	3b	hr	rbi	tb	slg%	bb	hp	so	gdp	ob%	sf	sh	sb-att	po	a	e	fld%
10 Ledbetter, Colton	.325	44-44	160	47	52	11	1	11	47	98	.613	42	2	25	2	.466	2	0	16-17	94	0	3	.969
44 Hines, Hunter	.322	43-43	171	38	55	11	0	21	55	129	.754	17	2	51	2	.385	2	0	0-0	97	9	2	.981
42 Jordan, Dakota	.314	35-32	118	21	37	7	1	7	31	67	.568	21	1	32	2	.407	5	0	4-6	54	2	3	.949
8 Larry, Amani	.303	44-43	145	50	44	13	0	4	25	69	.476	31	13	20	4	.458	3	4	17-19	66	69	5	.964
11 Clark, Kellum	.296	43-42	152	41	45	9	1	10	26	86	.566	24	1	34	4	.393	1	0	6-6	76	4	0	1.000
20 Hancock, Luke	.292	43-43	137	33	40	13	0	4	34	65	.474	37	8	17	3	.455	5	0	0-0	322	25	2	.994
43 Forsythe, Lane	.255	37-36	106	20	27	6	0	2	14	39	.368	26	1	21	3	.406	0	3	4-5	50	64	14	.891
24 Alford, Slate	.240	36-32	125	24	30	2	0	7	24	53	.424	12	2	24	4	.312	2	0	0-0	14	40	10	.844

38 Chance, Bryce	.333	30-26	93	21	31	4	0	2	21	41	.441	18	2	12	3	.443	2	1	5-5	26	0	0	1.000
5 Downs, Aaron	.333	15-1	15	4	5	0	0	0	1	5	.333	4	0	4	1	.474	0	0	0-0	1	0	0	1.000
3 Mershon, David	.278	21-16	54	10	15	1	0	0	1	16	.296	8	1	12	0	.381	0	4	6-7	14	21	6	.854
28 Hubbard, Bryce	.250	3-0	4	0	1	0	0	0	1	1	.250	0	0	1	0	.250	0	0	0-0	10	2	0	1.000
7 Hujsak, Connor	.237	22-6	38	4	9	2	0	2	8	17	.447	2	1	9	1	.286	1	0	4-4	10	2	2	.857
22 Highfill, Ross	.229	32-29	105	22	24	6	0	8	25	54	.514	8	3	32	3	.297	2	2	2-2	275	25	2	.993
27 Hoyle, Wil	.200	9-0	10	1	2	1	0	0	1	3	.300	1	0	3	0	.273	0	0	0-0	2	3	1	.833
13 Chester, Nate	.188	14-3	16	2	3	0	0	0	1	3	.188	2	2	4	0	.350	0	0	0-0	1	10	1	.917
33 Seibert, Von	.167	6-0	6	0	1	0	0	0	0	1	.167	2	0	3	0	.375	0	0	0-0	7	1	0	1.000
Totals	.289	44	1455	338	421	86	3	78	315	747	.513	255	39	304	32	.403	25	14	64-71	1126	322	56	.963
Opponents	.263	44	1481	321	389	62	6	65	283	658	.444	255	52	455	16	.386	14	17	58-70	1097	392	54	.965

LOB - Team (355), Opp (372). DPs turned - Team (19), Opp (37). CI - Team (0), Opp (2). IBB - Team (4), Hines 3, Clark 1, Opp (4). Picked off - Larry 1, Clark 1, Jordan 1.

(All games Sorted by Earned run avg)

Player	era	w-l	app	gs	cg	sho	sv	ip	h	r	er	bb	so	2b	3b	hr	b/avg	wp	hp	bk	sfa	sha
25 Dohm, Nate	3.86	5-4	14	2	0	0/0	2	39.2	37	22	17	10	44	9	0	6	.247	4	3	0	4	1
36 Gartman, Landon	6.75	2-2	10	10	0	0/0	0	48.0	48	40	36	21	46	7	0	12	.249	6	6	1	1	2
50 Cijntje, Jurrangelo	6.75	3-3	11	10	0	0/0	0	41.1	34	34	31	30	55	6	0	8	.227	5	10	0	2	3

4 Nixon, Aaron	1.88	1-1	12	0	0	0/0	2	14.1	7	4	3	5	19	2	1	0	.146	0	7	0	0	2
16 Cheatham, Cole	2.70	0-0	5	0	0	0/0	0	6.2	5	4	2	4	9	2	0	1	.192	1	0	0	0	0
30 Loftin, Bradley	3.08	2-1	7	5	0	0/0	0	26.1	13	12	9	28	43	1	0	2	.146	4	3	0	1	1
55 Tapper, Brock	4.58	2-1	13	0	0	0/0	0	17.2	26	13	9	9	18	3	1	3	.338	2	1	0	0	0
14 Gibbs, Will	5.40	0-0	6	0	0	0/0	0	5.0	3	3	3	8	10	1	0	0	.167	0	1	0	0	0
15 Smith, Cade	5.54	1-1	7	6	0	0/0	0	26.0	23	16	16	17	25	2	0	6	.235	5	4	0	1	1
12 Siary, Evan	5.55	1-1	11	2	0	0/0	1	24.1	28	19	15	10	24	5	1	5	.280	1	4	0	1	2
21 Holcombe, Colby	6.43	2-2	14	2	0	0/0	0	28.0	23	24	20	31	43	2	1	4	.217	2	1	0	0	1
32 Stinnett, Parker	8.31	2-0	6	2	0	0/0	0	8.2	12	9	8	6	10	2	0	1	.364	0	2	0	1	1
39 Yntema, Graham	9.30	1-2	12	4	0	0/0	0	20.1	24	28	21	17	21	2	1	3	.289	2	5	1	0	1
45 Davis, Tyler	9.50	1-0	11	0	0	0/0	0	18.0	26	22	19	17	17	7	0	3	.325	2	2	0	1	1
2 Hunt, KC	10.99	1-2	18	1	0	0/0	2	28.2	35	37	35	24	42	5	0	3	.289	4	2	0	0	0
6 Forsythe, Logan	11.37	0-0	7	0	0	0/0	0	6.1	11	9	8	8	10	1	0	1	.379	2	1	0	1	0
26 Hardin, Tyson	13.50	0-0	13	0	0	0/0	0	16.0	34	25	24	10	19	5	1	7	.425	3	0	0	1	1
Totals	6.62	24-20	44	44	0	0/0	7	375.1	389	321	276	255	455	62	6	65	.263	43	52	2	14	17
Opponents	7.56	20-24	44	44	1	0/0	4	365.2	421	338	307	255	304	86	3	78	.289	45	39	2	25	14

PB - Team (18), Highfill 16, Hancock 1, Hubbard 1, Opp (13). Pickoffs - Team (10), Yntema 4, Loftin 3, Cijntje 1, Smith 1, Stinnett 1, Opp (3). SBA/ATT - Hancock (31-34), Highfill (27-32), Hunt (11-12), Holcombe (8-11), Gartman (9-9), Yntema (5-8), Dohm (5-6), Cijntje (4-5), Hardin (3-4), Loftin (3-3), Smith (3-3), Forsythe, Lo (1-2), Gibbs (2-2), Tapper (1-2), Siary (1-1), Stinnett (1-1), Nixon (1-1).

2023 SOUTHEASTERN CONFERENCE STATISTICS

Record: 6-15 Home: 3-6 Away: 3-9 SEC: 6-15

Player	avg	gp-gs	ab	r	h	2b	3b	hr	rbi	tb	slg%	bb	hp	so	gdp	ob%	sf	sh	sb-att	po	a	e	fld%
42 Jordan, Dakota	.362	17-15	58	11	21	4	1	5	18	42	.724	7	1	16	1	.433	1	0	0-1	30	2	1	.970
11 Clark, Kellum	.342	21-21	73	18	25	5	1	5	14	47	.644	12	1	17	2	.437	1	0	3-3	41	1	0	1.000
44 Hines, Hunter	.321	21-21	81	18	26	4	0	12	24	66	.815	11	1	31	2	.409	0	0	0-0	24	1	0	1.000
24 Alford, Slate	.267	17-16	60	12	16	0	0	5	11	31	.517	8	0	11	1	.353	0	0	0-0	8	20	4	.875
10 Ledbetter, Colton	.266	21-21	79	19	21	4	0	5	11	40	.506	17	0	12	2	.396	0	0	3-3	47	0	3	.940
8 Larry, Amani	.260	21-20	73	16	19	7	0	1	4	29	.397	9	3	16	1	.365	0	3	2-3	31	28	3	.952
20 Hancock, Luke	.227	20-20	66	9	15	3	0	2	10	24	.364	10	2	9	3	.342	1	0	0-0	140	6	0	1.000
22 Highfill, Ross	.172	18-17	58	9	10	2	0	3	9	21	.362	6	0	17	3	.246	1	2	2-2	149	16	1	.994

3 Mershon, David	.323	12-9	31	6	10	1	0	0	1	11	.355	5	1	8	0	.432	0	2	4-5	10	9	2	.905
38 Chance, Bryce	.222	10-7	27	1	6	2	0	0	3	8	.296	4	0	5	1	.313	1	1	0-0	6	0	0	1.000
7 Hujsak, Connor	.200	8-5	20	1	4	0	0	1	3	7	.350	0	1	5	0	.238	0	0	1-1	5	0	0	1.000
43 Forsythe, Lane	.171	15-14	41	4	7	2	0	1	4	12	.293	7	0	8	2	.292	0	1	0-0	20	27	8	.855
13 Chester, Nate	.000	6-3	10	0	0	0	0	0	0	0	.000	0	0	4	0	.000	0	0	0-0	1	9	1	.909
5 Downs, Aaron	.000	6-0	5	0	0	0	0	0	0	0	.000	0	0	2	1	.000	0	0	0-0	1	0	0	1.000
Totals	.264	21	682	124	180	34	2	40	112	338	.496	96	10	161	19	.361	5	9	15-18	517	135	24	.964
Opponents	.309	21	732	206	226	39	4	48	191	417	.570	126	29	197	7	.428	3	9	23-27	532	193	19	.974

LOB - Team (146), Opp (176). DPs turned - Team (9), Opp (21). IBB - Team (4), Hines 3, Clark 1, Opp (4). Picked off - Jordan 1.

(SEC games only Sorted by Earned run avg)

Player	era	w-l	app	gs	cg	sho	sv	ip	h	r	er	bb	so	2b	3b	hr	b/avg	wp	hp	bk	sfa	sha
4 Nixon, Aaron	3.52	1-1	7	0	0	0/0	1	7.2	6	4	3	4	9	2	1	0	.222	0	3	0	0	2
15 Smith, Cade	4.26	0-0	5	4	0	0/0	0	19.0	18	9	9	9	18	1	0	4	.243	5	2	0	0	0
12 Siary, Evan	5.68	0-0	3	0	0	0/0	0	6.1	8	4	4	3	4	2	1	2	.286	0	2	0	0	0
25 Dohm, Nate	6.26	2-3	7	2	0	0/0	0	23.0	29	18	16	6	26	5	0	6	.309	4	2	0	2	1
16 Cheatham, Cole	6.75	0-0	2	0	0	0/0	0	2.2	2	2	2	1	4	1	0	1	.200	0	0	0	0	0
21 Holcombe, Colby	7.50	1-2	7	1	0	0/0	0	18.0	17	15	15	22	28	2	1	3	.243	2	1	0	0	1
36 Gartman, Landon	8.04	1-2	6	6	0	0/0	0	28.0	32	29	25	11	21	4	0	9	.274	2	5	0	0	1
50 Cijntje, Jurrangelo	10.25	0-3	7	7	0	0/0	0	26.1	29	32	30	22	35	6	0	8	.274	3	6	0	1	2
30 Loftin, Bradley	11.57	0-0	1	0	0	0/0	0	2.1	1	3	3	4	4	0	0	1	.125	1	1	0	0	0
2 Hunt, KC	11.78	1-2	10	0	0	0/0	1	18.1	26	26	24	15	26	5	0	3	.325	3	2	0	0	0
55 Tapper, Brock	14.29	0-1	5	0	0	0/0	0	5.2	15	12	9	4	8	3	0	3	.484	1	1	0	0	0
6 Forsythe, Logan	20.25	0-0	3	0	0	0/0	0	2.2	7	6	6	6	2	0	0	1	.500	1	0	0	0	0
45 Davis, Tyler	24.00	0-0	3	0	0	0/0	0	3.0	8	8	8	4	3	1	0	1	.471	1	0	0	0	0
14 Gibbs, Will	27.00	0-0	2	0	0	0/0	0	1.0	0	3	3	3	1	0	0	0	.000	0	1	0	0	0
26 Hardin, Tyson	31.15	0-0	4	0	0	0/0	0	4.1	15	16	15	4	5	4	0	4	.536	2	0	0	0	1
39 Yntema, Graham	33.00	0-1	6	1	0	0/0	0	3.0	7	14	11	6	1	1	1	2	.438	1	3	0	0	1
32 Stinnett, Parker	45.00	0-0	2	0	0	0/0	0	1.0	6	5	5	2	2	2	0	0	.667	0	0	0	0	0
Totals	9.82	6-15	21	21	0	0/0	2	172.1	226	206	188	126	197	39	4	48	.309	26	29	0	3	9
Opponents	5.48	15-6	21	21	1	0/0	2	177.1	180	124	108	96	161	34	2	40	.264	16	10	1	5	9

PB - Team (6), Highfill 6, Opp (8). Pickoffs - Team (0), Opp (1). SBA/ATT - Highfill (15-18), Hancock (8-9), Gartman (5-5), Holcombe (4-5), Hunt (2-3), Forsythe, Lo (1-2), Yntema (2-2), Cijntje (2-2), Gibbs (2-2), Tapper (1-2), Dohm (1-1), Loftin (1-1), Siary (1-1), Smith (1-1).



2023 GAME-BY-GAME (HITTING)

Date	Opponent	ab	r	h	rbi	2b	3b	hr	tb	bb	ibb	sb	cs	hbp	sac	sf	gdp	k	po	a	e	lob	avg
Feb 17	VMI	38	11	16	11	4	0	1	23	10	0	5	0	0	0	2	0	2	27	10	3	15	.421
Feb 18	VMI	43	13	17	13	6	0	2	29	6	0	1	0	0	0	0	2	2	27	7	3	9	.407
Feb 19	VMI	35	9	10	8	2	0	3	21	5	0	4	0	0	0	1	0	5	27	10	1	8	.371
Feb 21	ULM	32	5	6	5	0	0	2	12	5	0	0	0	2	0	0	1	6	27	10	3	7	.331
Feb 22	ULM	33	14	12	14	3	0	3	24	10	0	0	0	3	0	1	1	5	27	5	2	10	.337
Feb 24	ARIZONA STATE	33	4	7	4	2	0	0	9	7	0	0	0	2	0	0	3	10	27	5	1	11	.318
Feb 25	ARIZONA STATE	29	5	6	5	0	0	0	6	5	0	3	0	0	0	0	0	7	27	11	0	5	.305
Feb 26	ARIZONA STATE	34	16	15	15	1	0	3	25	5	0	2	0	2	1	3	0	9	27	7	0	5	.321
Feb 28	vs Southern Miss	28	10	7	9	1	1	1	13	8	0	0	1	5	0	2	1	7	27	7	3	9	.315
Mar 3	vs Ohio State	30	3	3	2	1	0	0	4	12	0	2	0	4	0	0	0	12	27	8	4	16	.296
Mar 4	vs Oklahoma	37	9	10	9	1	0	2	17	8	0	2	0	0	0	1	0	7	27	15	1	10	.293
Mar 5	vs California	37	8	10	7	4	0	2	20	4	0	2	0	2	0	1	1	3	27	6	2	9	.291
Mar 7	VALPARAISO	29	12	15	11	2	0	2	23	12	0	1	1	1	0	2	1	4	21	8	0	13	.306
Mar 10	LIPSCOMB	32	8	9	8	3	0	1	15	4	0	0	0	2	1	1	0	8	27	7	0	8	.304
Mar 11	LIPSCOMB	31	4	7	4	0	0	2	13	3	0	4	0	0	0	0	0	9	27	6	0	6	.299
Mar 11	LIPSCOMB	32	12	11	12	2	0	4	25	8	0	1	0	1	2	1	0	10	27	2	3	9	.302
Mar 14	vs Nicholls	34	12	12	11	2	0	3	23	11	0	6	0	1	0	1	1	7	27	11	1	11	.305
Mar 15	vs Louisiana	28	4	8	4	4	0	0	12	4	0	0	1	0	1	1	1	3	27	6	0	6	.304
*Mar 17	at Kentucky	40	5	8	5	0	0	1	11	7	0	0	0	0	1	0	0	13	29	7	0	13	.298
*Mar 18	at Kentucky	31	3	5	3	1	0	2	12	3	0	0	0	0	1	0	1	5	24	2	1	5	.291
*Mar 19	at Kentucky	26	3	7	2	0	1	1	12	8	2	0	0	0	1	0	1	4	18	10	1	11	.290
Mar 21	ARKANSAS STATE	38	16	18	15	3	0	1	24	5	0	1	0	2	0	3	1	3	27	7	1	8	.300
*Mar 24	VANDERBILT	25	3	6	3	1	0	0	7	4	0	0	1	0	0	0	1	8	21	4	1	5	.298
*Mar 25	VANDERBILT	34	5	11	4	2	0	1	16	2	0	1	0	0	1	0	3	6	27	5	2	5	.299
*Mar 26	VANDERBILT	34	7	9	7	2	0	3	20	4	0	1	0	1	0	0	1	4	27	11	2	5	.298
Mar 28	SAMFORD	34	9	10	7	3	0	0	13	9	0	7	0	0	0	0	0	7	27	12	2	10	.298
*Mar 30	SOUTH CAROLINA	35	4	12	3	2	0	1	17	2	1	2	1	1	1	0	1	7	27	4	2	8	.299
*Mar 31	SOUTH CAROLINA	35	13	18	12	3	0	4	33	5	0	0	1	1	1	1	0	5	21	4	0	12	.307
*Apr 01	SOUTH CAROLINA	36	5	10	4	3	0	1	16	1	0	0	0	0	0	0	2	7	27	8	2	5	.306
Apr 04	GRAMBLING	36	21	17	20	3	0	3	29	11	0	4	0	0	0	0	0	0	21	6	1	8	.312
*Apr 6	at Alabama	40	12	14	12	3	0	4	29	7	0	0	0	0	0	1	0	7	27	6	1	9	.314
*Apr 7	at Alabama	23	1	3	1	2	0	0	5	4	0	0	0	2	0	0	0	7	19	4	1	7	.310
*Apr 8	at Alabama	35	8	9	6	2	0	3	20	7	0	0	0	0	0	0	1	11	27	11	2	7	.308
Apr 11	at UAB	37	7	10	7	2	0	3	21	5	0	2	1	1	0	0	0	7	27	10	1	9	.307
*Apr 14	OLE MISS	29	2	3	2	1	0	2	10	1	0	0	0	1	0	0	1	7	27	7	1	2	.302
*Apr 15	OLE MISS	32	8	9	8	2	0	3	20	5	0	0	0	1	1	1	0	9	27	12	3	7	.301
*Apr 16	OLE MISS	28	5	6	5	0	0	2	12	7	0	2	0	0	0	0	2	5	27	6	0	6	.299
*Apr 21	at Auburn	28	1	4	1	1	0	0	5	7	0	0	0	0	1	0	2	14	24	8	1	8	.296
*Apr 22	at Auburn	34	11	10	11	0	0	4	22	7	0	1	0	2	0	1	1	9	27	4	0	6	.296
*Apr 23	at Auburn	40	11	13	7	5	0	1	21	6	0	1	0	0	1	0	0	5	25	5	1	9	.297
Apr 25	vs Ole Miss	33	2	5	2	3	0	0	8	2	0	2	0	1	0	0	0	10	27	11	0	7	.293
*Apr 27	at Tennessee	38	7	10	7	2	0	3	21	3	0	3	0	1	0	0	0	9	24	3	1	8	.292
*Apr 28	at Tennessee	36	8	10	7	2	0	3	21	5	1	4	0	0	0	1	0	12	24	9	2	7	.292
*Apr 29	at Tennessee	23	2	3	2	0	1	1	8	1	0	0	0	0	0	0	2	7	18	5	0	1	.289
Totals		1455	338	421	315	86	3	78	747	255	4	64	7	39	14	25	32	304	1126	322	56	355	.289

2023 GAME-BY-GAME (PITCHING)

Date	Opponent	ip	h	r	er	bb	so	2b	3b	hr	wp	bk	hbp	dp	ibb	score	w-l	sv	era
Feb 17	VMI	9.0	8	2	1	4	11	2	0	0	1	1	1	2	0	11-2	1-0	0	1.00
Feb 18	VMI	9.0	7	14	11	12	12	1	0	1	1	0	1	0	0	13-14	1-1	0	6.00
Feb 19	VMI	9.0	9	3	3	3	13	2	0	0	2	1	0	0	0	9-3	2-1	0	5.00
Feb 21	ULM	9.0	12	11	8	5	14	2	0	2	1	0	2	0	0	5-11	2-2	0	5.75
Feb 22	ULM	9.0	6	3	2	5	15	0	0	0	0	0	2	0	0	14-3	3-2	0	5.00
Feb 24	ARIZONA STATE	9.0	12	13	13	12	11	0	1	2	1	0	1	0	0	4-13	3-3	0	6.33
Feb 25	ARIZONA STATE	9.0	5	1	1	2	10	0	0	0	1	0	2	0	0	5-1	4-3	1	5.57
Feb 26	ARIZONA STATE	9.0	8	3	3	5	12	0	0	2	0	0	0	0	0	16-3	5-3	1	5.25
Feb 28	vs Southern Miss	9.0	5	9	6	11	12	4	0	0	0	0	1	1	0	10-9	6-3	1	5.33
Mar 3	vs Ohio State	9.0	5	8	4	8	15	2	0	0	2	0	1	2	0	3-8	6-4	1	5.20
Mar 4	vs Oklahoma	9.0	18	15	13	7	7	3	1	2	1	0	1	0	0	9-15	6-5	1	5.91
Mar 5	vs California	9.0	4	4	4	5	10	1	0	2	2	0	2	0	0	8-4	7-5	1	5.75
Mar 7	VALPARAISO	7.0	2	2	2	5	13	0	0	0	2	0	0	0	0	12-2	8-5	1	5.56
Mar 10	LIPSCOMB	9.0	4	2	1	5	11	0	0	0	1	0	3	2	0	8-2	9-5	2	5.23
Mar 11	LIPSCOMB	9.0	5	3	3	3	9	1	0	0	0	0	0	0	0	4-3	10-5	2	5.08
Mar 11	LIPSCOMB	9.0	6	4	1	8	9	2	0	0	0	0	0	0	0	12-4	11-5	2	4.82
Mar 14	vs Nicholls	9.0	10	4	3	6	9	0	0	2	0	0	0	0	0	12-4	12-5	2	4.71
Mar 15	vs Louisiana	9.0	10	2	2	3	12	1	0	0	0	0	0	0	0	4-2	13-5	3	4.56
*Mar 17	at Kentucky	9.2	5	6	6	7	15	1	0	0	3	0	2	0	0	5-6	13-6	3	4.61
*Mar 18	at Kentucky	8.0	10	12	10	8	12	2	0	2	0	0	2	0	0	3-12	13-7	3	4.91
*Mar 19	at Kentucky	6.0	14	17	16	7	3	3	2	3	3	0	2	0	0	3-17	13-8	3	5.54
Mar 21	ARKANSAS STATE	9.0	5	2	0	4	14	2	0	0	1	0	3	1	0	16-2	14-8	3	5.28
*Mar 24	VANDERBILT	7.0	20	26	22	10	8	3	0	5	2	0	3	0	0	3-26	14-9	3	6.09
*Mar 25	VANDERBILT	9.0	16	18	17	7	5	2	0	4	0	0	1	0	1	5-18	14-10	3	6.56
*Mar 26	VANDERBILT	9.0	10	11	10	6	6	2	0	3	2	0	1	1	1	7-11	14-11	3	6.70
Mar 28	SAMFORD	9.0	6	4	2	3	9	0	0	1	0	0	2	0	0	9-4	15-11	4	6.51
*Mar 30	SOUTH CAROLINA	9.0	9	6	6	8	17	3	0	2	2	0	2	0	0	4-6	15-12	4	6.49
*Mar 31	SOUTH CAROLINA	7.0	5	3	3	1	6	1	0	1	1	0	1	1	0	13-3	16-12	4	6.42
*Apr 01	SOUTH CAROLINA	9.0	17	14	12	6	16	3	0	3	0	0	3	1	0	5-14	16-13	4	6.62
Apr 04	GRAMBLING	7.0	6	2	2	4	13	0	0	2	0	0	0	0	0	21-2	17-13	4	6.51
*Apr 6	at Alabama	9.0	8	8	7	6	12	1	0	2	0	0	3	2	0	12-8	18-13	5	6.52
*Apr 7	at Alabama	6.1	8	11	11	12	8	0	0	3	3	0	1	0	0	1-11	18-14	5	6.73
*Apr 8	at Alabama	9.0	9	4	2	3	7	1	0	1	1	0	0	1	0	8-4	19-14	5	6.58
Apr 11	at UAB	9.0	6	3	2	4	7	0	0	1	0	0	0	1	0	7-3	20-14	5	6.44
*Apr 14	OLE MISS	9.0	12	3	3	2	10	2	0	2	1	0	0	0	0	2-3	20-15	5	6.34
*Apr 15	OLE MISS	9.0	12	7	5	2	6	3	1	1	1	0	1	1	1	8-7	21-15	5	6.30
*Apr 16	OLE MISS	9.0	6	3	3	6	9	2	0	0	1	0	0	1	0	5-3	22-15	5	6.21
*Apr 21	at Auburn	8.0	4	2	1	4	9	0	0	1	1	0	1	0	0	1-2	22-16	5	6.08
*Apr 22	at Auburn	9.0	12	10	10	5	13	1	1	2	0	0	0	0	0	11-10	23-16	6	6.19
*Apr 23	at Auburn	8.1	13	12	12	4	12	2	0	4	1	0	4	0	0	11-12	23-17	6	6.35
Apr 25	vs Ole Miss	9.0	4	1	1	5	10	0	0	0	1	0	1	1	0	2-1	24-17	7	6.22
*Apr 27	at Tennessee	8.0	11	8	7	7	8	2	0	1	4	0	0	0	0	7-8	24-18	7	6.25
*Apr 28	at Tennessee	8.0	12	12	12	6	6	2	0	4	0	0	2	1	0	8-12	24-19	7	6.41
*Apr 29	at Tennessee	6.0	13	13	13	9	9	3	0	4	0	0	0	0	1	2-13	24-20	7	6.62
Totals		375.1	389	321	276	255	455	62	6	65	43	2	52	19	4	338-321	24-20	7	6.62



2023 GAME-BY-GAME STARTERS (BATTING ORDER)

DATE	OPPONENT	1	2	3	4	5	6	7	8	9	SP
2/17	VMI	Larry	Ledbetter	Jordan	Hines	Alford	Clark	Hancock	Chance	La. Forsythe	Smith
2/18	VMI	Larry	Ledbetter	Jordan	Hines	Alford	Clark	Hancock	Chance	La. Forsythe	Hunt
2/19	VMI	Larry	Ledbetter	Jordan	Hancock	Alford	Clark	Chance	Highfill	La. Forsythe	Gartman
2/21	ULM	Larry	Ledbetter	Jordan	Hines	Alford	Clark	Hancock	Chance	La. Forsythe	Loftin
2/22	ULM	Larry	Ledbetter	Jordan	Hancock	Alford	Hines	Chance	Highfill	La. Forsythe	Cijntje
2/24	Arizona State	Larry	Ledbetter	Chance	Hancock	Alford	Hines	Jordan	Highfill	La. Forsythe	Smith
2/25	Arizona State	Larry	Ledbetter	Jordan	Hancock	Alford	Hines	Clark	Chance	La. Forsythe	Yntema
2/26	Arizona State	Larry	Ledbetter	Jordan	Hancock	Alford	Hines	Clark	Chance	La. Forsythe	Gartman
2/28	vs. Southern Miss. (1)	Larry	Ledbetter	Jordan	Hancock	Alford	Hines	Clark	Highfill	La. Forsythe	Loftin
3/3	vs. Ohio State (3)	Larry	Ledbetter	Jordan	Hancock	Alford	Hines	Clark	Chance	La. Forsythe	Cijntje
3/4	vs. Oklahoma (3)	Larry	Ledbetter	Chance	Hancock	Alford	Hines	Highfill	Clark	La. Forsythe	Yntema
3/5	vs. California (3)	Larry	Ledbetter	Chance	Hancock	Alford	Hines	Highfill	Clark	La. Forsythe	Gartman
3/7	Valpariso	Larry	Ledbetter	Chance	Hancock	Jordan	Hines	Clark	La. Forsythe	Mershon	Loftin
3/10	Lipscomb	Larry	Ledbetter	Chance	Hancock	Highfill	Hines	Clark	La. Forsythe	Mershon	Cijntje
3/11	Lipscomb	Larry	Ledbetter	Chance	Hancock	Hines	Jordan	Clark	La. Forsythe	Mershon	Gartman
3/11	Lipscomb	Larry	Ledbetter	Chance	Hancock	Hines	Highfill	Clark	La. Forsythe	Mershon	Yntema
3/14	vs. Nicholls State (2)	Larry	Ledbetter	Chance	Hancock	Highfill	Hines	Clark	La. Forsythe	Mershon	Loftin
3/15	vs. Louisiana (2)	Larry	Ledbetter	Chance	Hancock	Highfill	Hines	Clark	Alford	La. Forsythe	Holcombe
3/17	at Kentucky*	Larry	Ledbetter	Chance	Hancock	Highfill	Hines	Clark	Alford	La. Forsythe	Cijntje
3/18	at Kentucky*	Larry	Ledbetter	Chance	Hancock	Hines	Hujsak	Clark	Alford	La. Forsythe	Gartman
3/19	at Kentucky*	Larry	Ledbetter	Chance	Hines	Hujsak	Clark	Highfill	Alford	La. Forsythe	Yntema
3/21	Arkansas State	Larry	Ledbetter	Hines	Downs	Clark	Jordan	Hancock	La. Forsythe	Mershon	Loftin
3/24	Vanderbilt*	Larry	Ledbetter	Hines	Chance	Clark	Highfill	Hancock	La. Forsythe	Mershon	Cijntje
3/25	Vanderbilt*	Larry	Ledbetter	Hines	Chance	Clark	Highfill	Hancock	La. Forsythe	Chester	Gartman
3/26	Vanderbilt*	Ledbetter	Larry	Hines	Chance	Clark	Highfill	Hancock	La. Forsythe	Hujsak	Dohm
3/28	Samford	Larry	Ledbetter	Hines	Chance	Hancock	Clark	Hujsak	Jordan	La. Forsythe	Siary
3/30	South Carolina*	Larry	Ledbetter	Hines	Hujsak	Hancock	Jordan	Clark	Alford	La. Forsythe	Cijntje
3/31	South Carolina*	Clark	Larry	Ledbetter	Hines	Jordan	Hancock	Highfill	Alford	La. Forsythe	Gartman
4/1	South Carolina*	Clark	Larry	Ledbetter	Hines	Jordan	Hancock	Alford	La. Forsythe	Highfill	Dohm
4/4	Grambling	Clark	Larry	Ledbetter	Hines	Jordan	Hancock	Alford	La. Forsythe	Highfill	Stinnett
4/6	at Alabama*	Larry	Ledbetter	Hines	Jordan	Hancock	Alford	Clark	La. Forsythe	Highfill	Smith
4/7	at Alabama*	Larry	Ledbetter	Hines	Jordan	Hancock	Alford	Clark	La. Forsythe	Highfill	Cijntje
4/8	at Alabama*	Larry	Ledbetter	Hines	Jordan	Hancock	Alford	Clark	La. Forsythe	Highfill	Gartman
4/11	at UAB	Larry	Ledbetter	Hines	Jordan	Hancock	Alford	Clark	Chance	La. Forsythe	Stinnett
4/14	Ole Miss*	Larry	Ledbetter	Hines	Jordan	Hancock	Alford	Clark	Highfill	La. Forsythe	Smith
4/15	Ole Miss*	Mershon	Ledbetter	Hines	Jordan	Hancock	Alford	Clark	Highfill	La. Forsythe	Gartman
4/16	Ole Miss*	Mershon	Ledbetter	Hines	Jordan	Hancock	Alford	Clark	Larry	Highfill	Cijntje
4/21	at Auburn*	Mershon	Ledbetter	Hines	Jordan	Hancock	Alford	Clark	Larry	Highfill	Smith
4/22	at Auburn*	Mershon	Ledbetter	Hines	Jordan	Clark	Alford	Hancock	Larry	Highfill	Holcombe
4/23	at Auburn*	Mershon	Ledbetter	Hines	Jordan	Clark	Alford	Hancock	Larry	Highfill	Cijntje
4/25	vs. Ole Miss (1)	Mershon	Ledbetter	Hines	Jordan	Clark	Alford	Hancock	Larry	Highfill	Siary
4/27	at Tennessee*	Mershon	Ledbetter	Hines	Jordan	Clark	Alford	Hancock	Larry	Highfill	Smith
4/28	at Tennessee*	Mershon	Ledbetter	Hines	Jordan	Clark	Chance	Hancock	Larry	Chester	Gartman
4/29	at Tennessee*	Mershon	Ledbetter	Hines	Jordan	Clark	Hujsak	Hancock	Larry	Chester	Cijntje
5/5	Arkansas*										
5/6	Arkansas*										
5/7	Arkansas*										
5/9	Memphis										
5/12	at LSU*										
5/13	at LSU*										
5/14	at LSU*										
5/16	North Alabama										
5/18	Texas A&M*										
5/19	Texas A&M*										
5/20	Texas A&M*										

* - Southeastern Conference game | (1) - Trustmark Park; Pearl, Miss. | (2) - MGM Park; Biloxi, Miss. | (3) - Riders Field; Frisco, Texas

2023 GAME-BY-GAME STARTERS (POSITION)

DATE	OPPONENT	C	1B	2B	3B	SS	LF	CF	RF	DH	SP
2/17	VMI	Hancock	Hines	Larry	Alford	La. Forsythe	Ledbetter	Jordan	Clark	Chance	Smith
2/18	VMI	Hancock	Hines	Larry	Alford	La. Forsythe	Ledbetter	Jordan	Clark	Chance	Hunt
2/19	VMI	Highfill	Hancock	Larry	Alford	La. Forsythe	Ledbetter	Jordan	Clark	Chance	Gartman
2/21	ULM	Hancock	Hines	Larry	Alford	La. Forsythe	Ledbetter	Jordan	Clark	Chance	Loftin
2/22	ULM	Highfill	Hancock	Larry	Alford	La. Forsythe	Jordan	Ledbetter	Chance	Hines	Cijntje
2/24	Arizona State	Highfill	Hancock	Larry	Alford	La. Forsythe	Jordan	Ledbetter	Chance	Hines	Smith
2/25	Arizona State	Hancock	Hines	Larry	Alford	La. Forsythe	Jordan	Ledbetter	Clark	Chance	Yntema
2/26	Arizona State	Hancock	Hines	Larry	Alford	La. Forsythe	Jordan	Ledbetter	Clark	Chance	Gartman
2/28	vs. Southern Miss. (1)	Highfill	Hancock	Larry	Alford	La. Forsythe	Jordan	Ledbetter	Clark	Hines	Loftin
3/3	vs. Ohio State (3)	Hancock	Hines	Larry	Alford	La. Forsythe	Jordan	Ledbetter	Clark	Chance	Cijntje
3/4	vs. Oklahoma (3)	Highfill	Hancock	Larry	Alford	La. Forsythe	Chance	Ledbetter	Clark	Hines	Yntema
3/5	vs. California (3)	Highfill	Hancock	Larry	Alford	La. Forsythe	Chance	Ledbetter	Clark	Hines	Gartman
3/7	Valpariso	Hancock	Hines	Larry	Mershon	La. Forsythe	Chance	Ledbetter	Clark	Jordan	Loftin
3/10	Lipscomb	Highfill	Hancock	Larry	Mershon	La. Forsythe	Chance	Ledbetter	Clark	Hines	Cijntje
3/11	Lipscomb	Hancock	Hines	Larry	Mershon	La. Forsythe	Chance	Ledbetter	Clark	Jordan	Gartman
3/12	Lipscomb	Highfill	Hancock	Larry	Mershon	La. Forsythe	Chance	Ledbetter	Clark	Hines	Yntema
3/14	vs. Nicholls State (2)	Highfill	Hines	Larry	Mershon	La. Forsythe	Chance	Ledbetter	Clark	Hancock	Loftin
3/15	vs. Louisiana (2)	Highfill	Hancock	Larry	Alford	La. Forsythe	Chance	Ledbetter	Clark	Hines	Holcombe
3/17	at Kentucky*	Highfill	Hancock	Larry	Alford	La. Forsythe	Chance	Ledbetter	Clark	Hines	Cijntje
3/18	at Kentucky*	Hancock	Hines	Larry	Alford	La. Forsythe	Chance	Ledbetter	Clark	Hujsak	Gartman
3/19	at Kentucky*	Highfill	Hines	Larry	Alford	La. Forsythe	Chance	Ledbetter	Clark	Hujsak	Yntema
3/21	Arkansas State	Hancock	Hines	Larry	Mershon	La. Forsythe	Jordan	Ledbetter	Clark	Downs	Loftin
3/24	Vanderbilt*	Highfill	Hancock	Larry	Mershon	La. Forsythe	Chance	Ledbetter	Clark	Hines	Cijntje
3/25	Vanderbilt*	Highfill	Hancock	Larry	Chester	La. Forsythe	Chance	Ledbetter	Clark	Hines	Gartman
3/26	Vanderbilt*	Highfill	Hancock	Larry	Hujsak	La. Forsythe	Chance	Ledbetter	Clark	Hines	Dohm
3/28	Samford	Hancock	Hines	Larry	Hujsak	La. Forsythe	Chance	Ledbetter	Clark	Jordan	Siary
3/30	South Carolina*	Hancock	Hines	Larry	Alford	La. Forsythe	Jordan	Hujsak	Clark	Ledbetter	Cijntje
3/31	South Carolina*	Highfill	Hancock	Larry	Alford	La. Forsythe	Jordan	Ledbetter	Clark	Hines	Gartman
4/1	South Carolina*	Highfill	Hancock	Larry	Alford	La. Forsythe	Jordan	Ledbetter	Clark	Hines	Dohm
4/4	Grambling	Highfill	Hancock	Larry	Alford	La. Forsythe	Jordan	Ledbetter	Clark	Hines	Stinnett
4/6	at Alabama*	Highfill	Hancock	Larry	Alford	La. Forsythe	Jordan	Ledbetter	Clark	Hines	Smith
4/7	at Alabama*	Highfill	Hancock	Larry	Alford	La. Forsythe	Jordan	Ledbetter	Clark	Hines	Cijntje
4/8	at Alabama*	Highfill	Hancock	Larry	Alford	La. Forsythe	Jordan	Ledbetter	Clark	Hines	Gartman
4/11	at UAB	Hancock	Hines	Larry	Alford	La. Forsythe	Jordan	Ledbetter	Clark	Chance	Stinnett
4/14	Ole Miss*	Highfill	Hancock	Larry	Alford	La. Forsythe	Jordan	Ledbetter	Clark	Hines	Smith
4/15	Ole Miss*	Highfill	Hancock	Mershon	Alford	La. Forsythe	Jordan	Ledbetter	Clark	Hines	Gartman
4/16	Ole Miss*	Highfill	Hancock	Larry	Alford	Mershon	Jordan	Ledbetter	Clark	Hines	Cijntje
4/21	at Auburn*	Highfill	Hancock	Larry	Alford	Mershon	Jordan	Ledbetter	Clark	Hines	Smith
4/22	at Auburn*	Highfill	Hancock	Larry	Alford	Mershon	Jordan	Ledbetter	Clark	Hines	Holcombe
4/23	at Auburn*	Highfill	Hancock	Larry	Alford	Mershon	Jordan	Ledbetter	Clark	Hines	Cijntje
4/25	vs. Ole Miss (1)	Highfill	Hancock	Larry	Alford	Mershon	Jordan	Ledbetter	Clark	Hines	Siary
4/27	at Tennessee*	Highfill	Hancock	Larry	Alford	Mershon	Jordan	Ledbetter	Clark	Hines	Smith
4/28	at Tennessee*	Hancock	Hines	Larry	Chester	Mershon	Jordan	Ledbetter	Clark	Chance	Gartman
4/29	at Tennessee*	Hancock	Hines	Larry	Chester	Mershon	Jordan	Ledbetter	Clark	Hujsak	Cijntje
5/5	Arkansas*										
5/6	Arkansas*										
5/7	Arkansas*										
5/9	Memphis										
5/12	at LSU*										
5/13	at LSU*										
5/14	at LSU*										
5/16	North Alabama										
5/18	Texas A&M*										
5/19	Texas A&M*										
5/20	Texas A&M*										

* - Southeastern Conference game | (1) - Trustmark Park; Pearl, Miss. | (2) - MGM Park; Biloxi, Miss. | (3) - Riders Field; Frisco, Texas




2023 TV/MEDIA ROSTER



2 | KC Hunt
RHP | L/R | Sr./Jr.
Wyckoff, N.J.



3 | David Mershon
IF | S/R | Fr./Fr.
Taylors, S.C.



4 | Aaron Nixon
RHP | R/R | Jr./Jr.
McAllen, Texas



5 | Aaron Downs
IF/OF | R/R | So./So.
Pella, Iowa



6 | Logan Forsythe
RHP | R/R | Fr./Fr.
D'Iberville, Miss.




7 | Connor Hujsak
IF/OF | R/R | Jr./Jr.
Richland, Miss.



8 | Amani Larry
IF | R/R | Jr./Jr.
Bossier City, La.



9 | Pico Kohn
LHP | L/L | So./So.
Verbena, Ala.



10 | Colton Ledbetter
OF | L/R | Jr./Jr.
Hoover, Ala.



11 | Kellum Clark
OF | L/R | Jr./Jr.
Brandon, Miss.



12 | Evan Siary
RHP | R/R | Fr./Fr.
Columbus, Miss.



13 | Nate Chester
IF | R/R | So./So.
Kansas City, Mo.



14 | Will Gibbs
RHP | R/R | Fr./Fr.
Flowood, Miss.



15 | Cade Smith
RHP | L/R | Jr./Jr.
Southaven, Miss.



16 | Cole Cheatham
LHP | L/L | So./So.
Ardmore, Ala.



17 | Stone Simmons
RHP | R/R | Sr./Jr.
Houston, Texas



19 | Max Miller
LHP | L/L | Fr./Fr.
Vanceville, Miss.




20 | Luke Hancock
C/IF | L/R | Gr./Sr.
Houston, Miss.



21 | Colby Holcombe
RHP | R/R | So./So.
Florence, Ala.



22 | Ross Highfill
C | R/R | Fr./Fr.
Madison, Miss.



24 | Slate Alford
IF | R/R | So./So.
Madison, Ala.



25 | Nate Dohm
RHP | R/R | So./So.
Zionsville, Ind.



26 | Tyson Hardin
RHP | R/R | So./So.
Dover, Fla.



27 | Wil Hoyle
IF | S/R | Gr./Sr.
Durham, N.C.



28 | Bryce Hubbard
C | L/R | Fr./Fr.
Norcross, Ga.



29 | Nate Williams
RHP | R/R | So./So.
Acworth, Ga.



30 | Bradley Loftin
LHP | L/L | Fr./Fr.
Southaven, Miss.



32 | Parker Stinnett
RHP | R/R | Sr./Jr.
Oxford, Miss.



33 | Von Seibert
IF/OF | L/L | Sr./Jr.
Daphne, Ala.



36 | Landon Gartman
RHP | R/R | Sr./Jr.
Bogue Chitto, Miss.



37 | Hollis Porter
IF/OF | L/L | Fr./Fr.
Hurley, Miss.



38 | Bryce Chance
OF | R/R | So./Fr.
Ridgeland, Miss.




39 | Graham Yntema
LHP | L/L | So./So.
Lilburn, Ga.



40 | Ryan Williams
C | S/R | Fr./Fr.
Cypress, Texas




42 | Dakota Jordan
OF | R/R | Fr./Fr.
Canton, Miss.



43 | Lane Forsythe
IF | R/R | Jr./Jr.
Humboldt, Tenn.



44 | Hunter Hines
IF/OF | L/R | So./So.
Madison, Miss.



45 | Tyler Davis
LHP | L/L | Jr./Jr.
Newport News, Va.



48 | Brooks Auger
RHP | R/R | Jr./Jr.
Farmerville, La.



50 | Jurrangelo Cijntje
BHP | S/S | Fr./Fr.
Pembroke Pines, Fla.



55 | Brock Tapper
LHP | L/L | Fr./Fr.
Nesbit, Miss.

PITCHING STAFF PROFILES

2 KC HUNT

RHP | L/R | JR. | 6-3 | 200
WYCKOFF, N.J. / RAMAPO HS

QUICK HITS

- Set a new career high in strikeouts on Apr. 22 against Auburn (7).

SINGLE GAME CAREER HIGHS

Innings	4.1	vs. Auburn (4/22/23)
Strikeouts	7	vs. Auburn (4/22/22)
Walks	6	vs. VMI (2/18/23)

SPECIALTY STATS

	2023	CAREER GAMES
5+ Strikeout Games	1	2
10+ Strikeout Games	--	--
2 or Fewer Hits Allowed	15	40
Longest Scoreless Innings Stretch	5.1	7.2
Wins in a Row*	1	2

*no decisions do not break a streak

**designates as current

HUNT'S GAME-BY-GAME PITCHING STATS

DATE	OPP	GS	IP	H	R	ER	BB	SO	2B	3B	HR	WP	BK	HBP	W/L	SV	ERA
2/18	VMI	*	2.0	1	5	5	6	4	0	0	0	1	0	0	0/0	0	22.50
2/22	ULM		1.0	0	0	0	0	1	0	0	0	0	0	0	0/0	0	0.00
2/24	Arizona State		1.1	5	6	6	3	3	0	0	0	0	0	0	0/0	0	40.50
3/11	Lipscomb		1.0	0	0	0	0	2	0	0	0	0	0	0	0/0	0	0.00
3/14	Nicholls		2.0	2	0	0	0	1	0	0	0	0	0	0	0/0	0	0.00
3/17	Kentucky		2.0	1	1	1	2	4	1	0	0	1	0	0	0/0	0	4.50
3/21	Arkansas State		0.1	0	0	0	0	1	0	0	0	0	0	0	0/0	0	0.00
3/25	Vanderbilt		2.2	2	5	4	3	2	1	0	0	0	0	0	0/0	0	13.50
3/28	Samford		2.0	0	0	0	0	2	0	0	0	0	0	0	0/0	1	0.00
4/1	South Carolina		1.1	2	2	2	2	3	0	0	0	0	0	1	0/1	0	13.50
4/6	Alabama		3.0	2	3	2	3	2	1	0	0	0	0	0	0/0	1	6.00
4/8	Alabama		0.1	1	0	0	0	1	0	0	0	0	0	0	0/0	0	0.00
4/14	Ole Miss		2.0	2	1	1	0	3	0	0	1	0	0	0	0/0	0	4.50
4/16	Ole Miss		0.2	2	2	2	3	1	0	0	0	1	0	0	0/0	0	27.00
4/22	Auburn		4.1	9	7	7	0	7	1	0	1	0	0	0	1/0	0	14.54
4/25	Ole Miss		0.2	0	0	0	0	2	0	0	0	0	0	0	0/0	0	0.00
4/27	Tennessee		0.1	1	1	1	0	1	0	0	1	0	0	0	0/1	0	27.00
4/29	Tennessee		1.2	4	4	4	2	2	1	0	1	0	0	0	0/0	0	21.60
TOTALS			28.2	35	37	35	24	42	5	0	3	4	0	2	1/2	2	10.99

CAREER PITCHING STATS

YEAR	ERA	W-L	APP	GS	CG	SHO	SV	IP	H	R	ER	BB	SO	BF	B/AVG	WP	HBP
2020	16.20	0-0	1	1	0	0	0	1.2	2	3	3	2	1	10	.400	2	1
2021	4.80	0-0	14	0	0	0	0	15.0	15	10	8	8	14	68	.268	8	2
2022	7.46	2-4	15	1	0	0	1	25.1	27	21	21	13	32	117	.265	3	1
2023	10.99	1-2	18	1	0	0	2	28.2	35	37	35	24	42	147	.289	4	2
TOTAL	8.53	3-6	48	3	0	0	3	70.2	79	71	67	47	89	342	.278	17	6

4 AARON NIXON

RHP | R/R | JR. | 6-0 | 210
MCALLEN, TEXAS / MCALLEN HS / TEXAS

QUICK HITS

- Made his Dawg debut on Feb. 19 against VMI.
- Named to the NCBWA Stopper of the Year Watch List
- Earned his first victory of the season against Ole Miss on Apr. 25.

SINGLE GAME CAREER HIGHS

Innings	2.2	vs. Ole Miss (4/16/23)
Strikeouts	5	vs. Houston (3/6/21)*
Walks	3	vs. Kansas (5/21/22)*

*Career-highs from Texas

SPECIALTY STATS

	2023	CAREER GAMES
5+ Strikeout Games	--	1
10+ Strikeout Games	--	--
2 or Fewer Hits Allowed	12	58
Longest Scoreless Innings Stretch	7.0**	13.0
Wins in a Row*	1	2

*no decisions do not break a streak

**designates as current

NIXON'S GAME-BY-GAME PITCHING STATS

DATE	OPP	GS	IP	H	R	ER	BB	SO	2B	3B	HR	WP	BK	HBP	W/L	SV	ERA
2/19	VMI		1.0	0	0	0	1	3	0	0	0	0	0	0	0/0	0	0.00
3/21	Arkansas State		0.2	0	0	0	0	1	0	0	0	0	0	3	0/0	0	0.00
3/25	Vanderbilt		0.2	0	0	0	2	0	0	0	0	0	0	0	0/0	0	0.00
3/28	Samford		2.0	1	0	0	0	2	0	0	0	0	0	1	0/0	0	0.00
4/1	South Carolina		0.2	1	2	1	0	2	1	0	0	0	0	2	0/0	0	13.50
4/11	UAB		2.0	0	0	0	0	2	0	0	0	0	0	0	0/0	0	0.00
4/15	Ole Miss		1.0	0	0	0	0	2	0	0	0	0	0	0	0/0	0	0.00
4/16	Ole Miss		2.2	1	0	0	0	1	0	0	0	0	0	0	1/0	0	0.00
4/22	Auburn		0.2	1	1	1	1	1	0	1	0	0	0	0	0/0	1	13.50
4/23	Auburn		1.0	1	1	1	1	1	0	0	0	0	0	1	0/1	0	9.00
4/25	Ole Miss		1.0	0	0	0	0	2	0	0	0	0	0	0	0/0	1	0.00
4/29	Tennessee		1.0	2	0	0	0	2	0	0	0	0	0	0	0/0	0	0.00
TOTALS			14.1	7	4	3	5	19	2	1	0	0	0	7	1/1	2	1.88

CAREER PITCHING STATS

YEAR	ERA	W-L	APP	GS	CG	SHO	SV	IP	H	R	ER	BB	SO	BF	B/AVG	WP	HBP
2021*	2.12	4-3	27	0	0	0	9	34.0	26	8	8	10	35	140	.211	2	4
2022*	5.04	1-3	26	0	0	0	5	30.1	24	18	17	25	38	145	.214	4	5
2023	1.88	1-1	12	0	0	0	2	14.1	7	4	3	5	19	62	.146	0	7
TOTAL	3.20	6-7	65	0	0	0	16	78.2	57	30	28	40	92	347	.201	6	16



PITCHING STAFF PROFILES

6 LOGAN FORSYTHE

RHP | R/R | FR. | 6-0 | 190
D'IBERVILLE, MISS. / D'IBERVILLE, MISS.

QUICK HITS

- Made his collegiate debut on Feb. 17 against VMI

SINGLE GAME CAREER HIGHS

Innings	1.1	vs. Vanderbilt (3/24/23)
Strikeouts	3	vs. Grambling (4/4/23)
Walks	2	vs. Alabama (4/7/23)

SPECIALTY STATS

	2023	CAREER GAMES
5+ Strikeout Games	--	--
10+ Strikeout Games	--	--
2 or Fewer Hits Allowed	5	5
Longest Scoreless Innings Stretch	2.0	2.0
Wins in a Row*	--	--

*no decisions do not break a streak

**designates as current

FORSYTHE'S GAME-BY-GAME PITCHING STATS

DATE	OPP	GS	IP	H	R	ER	BB	SO	2B	3B	HR	WP	BK	HBP	W/L	SV	ERA
2/17	VMI	1.0	1	0	0	0	2	0	0	0	0	1	0	0	0/0	0	0.00
2/22	ULM	0.2	2	3	2	2	1	0	0	0	0	0	0	1	0/0	0	27.00
3/18	Kentucky	1.0	3	2	2	2	0	0	0	0	1	0	0	0	0/0	0	18.00
3/21	Arkansas State	1.0	1	0	0	0	2	1	0	0	0	0	0	0	0/0	0	0.00
3/24	Vanderbilt	1.1	3	3	3	2	2	0	0	0	0	1	0	0	0/0	0	20.25
4/4	Grambling	1.0	0	0	0	0	3	0	0	0	0	0	0	0	0/0	0	0.00
4/7	Alabama	0.1	1	1	1	2	0	0	0	0	0	0	0	0	0/0	0	27.00
TOTALS		6.1	11	9	8	8	10	1	0	1	2	0	1	0/0	0	11.37	

CAREER PITCHING STATS

YEAR	ERA	W-L	APP	GS	CG	SHO	SV	IP	H	R	ER	BB	SO	BF	B/AVG	WP	HBP
2023	11.37	0-0	7	0	0	0	0	6.1	11	9	8	8	10	39	.379	2	1
TOTAL	11.37	0-0	7	0	0	0	0	6.1	11	9	8	8	10	39	.379	2	1

9 PICO KOHN

LHP | L/L | SO. | 6-4 | 200
VERBENA, ALA. / CHILTON COUNTY HS

QUICK HITS

- Out for the season

SINGLE GAME CAREER HIGHS

Innings	3.0	vs. Southern (3/23/2022)
Strikeouts	4	vs. Auburn (4/16/22)
Walks	4	vs. Tennessee (5/21/22)

SPECIALTY STATS

	2023	CAREER GAMES
5+ Strikeout Games	--	--
10+ Strikeout Games	--	--
2 or Fewer Hits Allowed	--	16
Longest Scoreless Innings Stretch	--	5
Wins in a Row*	--	1

*no decisions do not break a streak

**designates as current

KOHN'S GAME-BY-GAME PITCHING STATS

DATE	OPP	GS	IP	H	R	ER	BB	SO	2B	3B	HR	WP	BK	HBP	W/L	SV	ERA
TOTALS																	

CAREER PITCHING STATS

YEAR	ERA	W-L	APP	GS	CG	SHO	SV	IP	H	R	ER	BB	SO	BF	B/AVG	WP	HBP
2022	4.91	2-2	21	2	0	0/0	0	36.2	35	24	20	18	35	165	.255	4	4
2023	0.00	0-0	0	0	0	0/0	0	0.0	0	0	0	0	0	0	.000	0	0
TOTAL	4.91	2-2	21	2	0	0	0	36.2	35	24	20	18	35	165	.255	4	4



PITCHING STAFF PROFILES

12 EVAN SIARY

RHP | R/R | FR. | 6-1 | 190
COLUMBUS, MISS. / STARKVILLE ACADEMY

QUICK HITS

- Made his collegiate debut against ULM on Feb. 21.
- Made his first start against Samford on Mar. 28.

SINGLE GAME CAREER HIGHS

Innings	4.1	vs. Kentucky (3/19/23)
Strikeouts	5	vs. ULM (2/21/23)
Walks	3	vs. Ohio State (3/3/23)

SPECIALTY STATS

	2023	CAREER GAMES
5+ Strikeouts	1	1
10+ Strikeouts	--	--
2 or Fewer Hits Allowed	6	6
Longest Scoreless Innings Stretch	6.1	6.1
Wins in a Row*	1**	1

*no decisions do not break a streak

**designates as current

SIARY'S GAME-BY-GAME PITCHING STATS

DATE	OPP	GS	IP	H	R	ER	BB	SO	2B	3B	HR	WP	BK	HBP	W/L	SV	ERA
2/21	ULM		3.0	2	3	1	0	5	1	0	0	1	0	0	0/0	0	3.00
2/25	Arizona State		3.1	2	0	0	2	3	0	0	0	0	0	0	0/0	0	0.00
3/3	Ohio State		1.2	2	4	4	3	4	2	0	0	0	0	0	0/1	0	21.60
3/10	Lipscomb		3.0	3	1	0	0	3	0	0	0	0	0	1	0/0	1	0.00
3/14	Nicholls		1.0	2	2	2	0	1	0	0	1	0	0	0	0/0	0	18.00
3/19	Kentucky		4.1	3	2	2	1	1	0	1	1	0	0	2	0/0	0	4.15
3/28	Samford	*	2.0	4	2	2	1	2	0	0	1	0	0	1	0/0	0	9.00
4/1	South Carolina		1.0	1	0	0	1	2	1	0	0	0	0	0	0/0	0	0.00
4/11	UAB		2.0	4	3	2	0	1	0	0	1	0	0	0	0/0	0	9.00
4/25	Ole Miss		2.0	1	0	0	1	1	0	0	0	0	0	0	1/0	0	0.00
4/28	Tennessee		1.0	4	2	2	1	1	1	0	1	0	0	0	0/0	0	18.00
TOTALS			24.1	28	19	15	10	24	5	1	5	4	0	4	1/1	1	5.55

CAREER PITCHING STATS

YEAR	ERA	W-L	APP	GS	CG	SHO	SV	IP	H	R	ER	BB	SO	BF	B/AVG	WP	HBP
2023	5.55	1-1	11	2	0	0	1	24.1	28	19	15	10	24	117	.280	1	4
TOTAL	5.55	1-1	11	2	0	0	1	24.1	28	19	15	10	24	117	.280	1	4

14 WILL GIBBS

RHP | R/R | FR. | 6-3 | 180
FLOWOOD, MISS. / JACKSON PREP

QUICK HITS

- Made his collegiate debut on Feb. 22 against ULM.

SINGLE GAME CAREER HIGHS

Innings	1.1	vs. ULM (2/22/23)
Strikeouts	4	vs. ULM (2/22/23)
Walks	2	vs. Vanderbilt (3/24/23)

SPECIALTY STATS

	2023	CAREER GAMES
5+ Strikeouts	--	--
10+ Strikeouts	--	--
2 or Fewer Hits Allowed	6	6
Longest Scoreless Innings Stretch	4.0	3.0
Wins in a Row*	--	--

*no decisions do not break a streak

**designates as current

GIBBS' GAME-BY-GAME PITCHING STATS

DATE	OPP	GS	IP	H	R	ER	BB	SO	2B	3B	HR	WP	BK	HBP	W/L	SV	ERA
2/22	ULM	1.1	1	0	0	1	4	0	0	0	0	0	0	0	0/0	0	0.00
2/26	Arizona State	1.0	1	0	0	1	2	0	0	0	0	0	0	0	0/0	0	0.00
3/11	Lipscomb	0.2	1	0	0	2	1	1	0	0	0	0	0	0	0/0	0	0.00
3/18	Kentucky	1.0	0	0	0	1	1	0	0	0	0	0	0	0	0/0	0	0.00
3/24	Vanderbilt	0.0	0	3	3	2	0	0	0	0	0	0	0	1	0/0	0	99.00
4/4	Grambling	1.0	0	0	0	1	2	0	0	0	0	0	0	0	0/0	0	0.00
TOTALS		4.0	3	3	3	7	8	1	0	0	0	0	0	1	0/0	0	6.75

CAREER PITCHING STATS

YEAR	ERA	W-L	APP	GS	CG	SHO	SV	IP	H	R	ER	BB	SO	BF	B/AVG	WP	HBP
2023	5.40	0-0	6	0	0	0	0	5.0	3	3	3	8	10	27	.167	0	1
TOTAL	5.40	0-0	6	0	0	0	0	5.0	3	3	3	8	10	27	.167	0	1



PITCHING STAFF PROFILES

15 CADE SMITH

RHP | L/R | JR. | 6-1 | 190
SOUTHAVEN, MISS. / DESOTO CENTRAL HS

QUICK HITS

SINGLE GAME CAREER HIGHS

Innings	7.0	vs. Florida (5/8/22)
Strikeouts	7	vs. Florida (5/8/22)
Walks	6	vs. Arizona State (2/24/23)

SPECIALTY STATS

	2023	CAREER GAMES
5+ Strikeouts	2	12
10+ Strikeouts	--	--
2 or Fewer Hits Allowed	2	15
Longest Scoreless Innings Stretch	5.2	8.1
Wins in a Row*	1	4

*no decisions do not break a streak

**designates as current

SMITH'S GAME-BY-GAME PITCHING STATS

DATE	OPP	GS	IP	H	R	ER	BB	SO	2B	3B	HR	WP	BK	HBP	W/L	SV	ERA
2/17	VMI	*	4.0	2	0	0	2	5	1	0	0	0	0	1	1/0	0	0.00
2/24	Arizona State	*	3.0	3	7	7	6	2	0	0	2	0	0	1	0/1	0	21.00
3/31	South Carolina		2.0	0	0	0	1	2	0	0	0	1	0	0	0/0	0	0.00
4/6	Alabama	*	3.0	4	3	3	0	3	0	0	2	0	0	2	0/0	0	9.00
4/14	Ole Miss	*	4.0	5	1	1	1	4	1	0	1	0	0	0	0/0	0	2.25
4/21	Auburn	*	6.0	3	1	1	3	6	0	0	1	0	0	0	0/0	0	1.50
4/27	Tennessee	*	4.0	6	4	4	4	3	0	0	0	4	0	0	0/0	0	9.00
TOTALS			26.0	23	16	16	17	25	2	0	6	5	0	4	1/1	0	5.54

CAREER PITCHING STATS

YEAR	ERA	W-L	APP	GS	CG	SHO	SV	IP	H	R	ER	BB	SO	BF	B/AVG	WP	HBP
2021	2.40	3-0	10	1	0	0	0	15.0	6	5	4	10	20	63	.115	0	1
2022	3.86	4-4	14	14	0	0	0	72.1	61	37	31	36	66	321	.221	6	5
2023	5.54	1-1	7	6	0	0	0	26.0	23	16	16	17	25	121	.235	5	4
TOTAL	4.05	8-5	31	21	0	0	0	113.1	90	58	51	63	111	505	.211	11	10

16 COLE CHEATHAM

LHP | L/L | SO. | 6-3 | 185
ARDMORE ALA. / ARDMORE HS

QUICK HITS

SINGLE GAME CAREER HIGHS

Innings	3.0	vs. Samford (5/10/22)
Strikeouts	4	vs. Tennessee (5/19/22)
Walks	4	vs. Arkansas (4/1/22)

SPECIALTY STATS

	2023	CAREER GAMES
5+ Strikeouts	--	--
10+ Strikeouts	--	--
2 or Fewer Hits Allowed	5	12
Longest Scoreless Innings Stretch	6.0	8
Wins in a Row*	--	--

*no decisions do not break a streak

**designates as current

CHEATHAM'S GAME-BY-GAME PITCHING STATS

DATE	OPP	GS	IP	H	R	ER	BB	SO	2B	3B	HR	WP	BK	HBP	W/L	SV	ERA
2/24	Arizona State		1.0	0	0	0	1	2	0	0	0	1	0	0	0/0	0	0.00
3/21	Arkansas State		2.0	1	2	0	2	1	1	0	0	0	0	0	0/0	0	0.00
4/4	Grambling		1.0	2	0	0	0	2	0	0	0	0	0	0	0/0	0	0.00
4/28	Tennessee		1.1	0	0	0	0	2	0	0	0	0	0	0	0/0	0	0.00
4/29	Tennessee		1.1	2	2	2	1	2	1	0	1	0	0	0	0/0	0	13.50
TOTALS			6.2	5	4	2	4	9	2	0	1	1	0	0	0/0	0	2.70

CAREER PITCHING STATS

YEAR	ERA	W-L	APP	GS	CG	SHO	SV	IP	H	R	ER	BB	SO	BF	B/AVG	WP	HBP
2022	9.24	0-0	10	1	0	0	0	12.2	17	13	13	12	18	70	.304	2	2
2023	2.70	0-0	5	0	0	0	0	6.2	5	4	2	4	9	30	.192	1	0
TOTAL	6.98	0-0	15	1	0	0	0	19.1	22	17	15	16	27	100	.268	3	2



PITCHING STAFF PROFILES

17 STONE SIMMONS

RHP | R/R | JR. | 6-4 | 235
HOUSTON, TEXAS / THE KINKAID SCHOOL / FURMAN

QUICK HITS

SINGLE GAME CAREER HIGHS

Innings	7.0	vs. Fordham (2/28/20)*
Strikeouts	8	vs. Fordham (2/28/20)*
Walks	3	vs. Campbell (3/6/20)*

*Career-highs from Furman

SPECIALTY STATS

	2023	CAREER GAMES
5+ Strikeouts	--	2
10+ Strikeouts	--	--
2 or Fewer Hits Allowed	--	17
Longest Scoreless Innings Stretch	--	5.2
Wins in a Row*	--	1

*no decisions do not break a streak

**designates as current

SIMMONS' GAME-BY-GAME PITCHING STATS

DATE	OPP	GS	IP	H	R	ER	BB	SO	2B	3B	HR	WP	BK	HBP	W/L	SV	ERA
------	-----	----	----	---	---	----	----	----	----	----	----	----	----	-----	-----	----	-----

TOTALS

CAREER PITCHING STATS

YEAR	ERA	W-L	APP	GS	CG	SHO	SV	IP	H	R	ER	BB	SO	BF	B/AVG	WP	HBP
2020	2.91	0-3	4	4	0	0	0	21.2	23	11	7	6	17	96	.271	3	2
2021	4.81	1-1	19	0	0	0	2	24.1	22	15	13	8	29	104	.234	2	1
2022	0.00	0-0	3	0	0	0	0	4.1	0	0	0	0	6	13	.000	0	0
2023	0.00	0-0	0	0	0	0	0	0.0	0	0	0	0	0	0	.000	0	0
TOTAL	3.91	1-4	26	4	0	0	2	46.0	45	26	20	14	46	213	.230	5	3

* Statistics from Furman

19 MAX MILLER

LHP | L/L | FR. | 6-1 | 205
VANCELEAVE, MISS. / VANCELEAVE HS

QUICK HITS

SINGLE GAME CAREER HIGHS

Innings	--	--
Strikeouts	--	--
Walks	--	--

SPECIALTY STATS

	2023	CAREER GAMES
5+ Strikeouts	--	--
10+ Strikeouts	--	--
2 or Fewer Hits Allowed	--	--
Longest Scoreless Innings Stretch	--	--
Wins in a Row*	--	--

*no decisions do not break a streak

**designates as current

MILLER'S GAME-BY-GAME PITCHING STATS

DATE	OPP	GS	IP	H	R	ER	BB	SO	2B	3B	HR	WP	BK	HBP	W/L	SV	ERA
------	-----	----	----	---	---	----	----	----	----	----	----	----	----	-----	-----	----	-----

TOTALS

CAREER PITCHING STATS

YEAR	ERA	W-L	APP	GS	CG	SHO	SV	IP	H	R	ER	BB	SO	BF	B/AVG	WP	HBP
2023	0.00	0-0	0	0	0	0/0	0	0.0	0	0	0	0	0	0	.000	0	0
TOTAL	0.00	0-0	0	0	0	0/0	0	0.0	0	0	0	0	0	0	.000	0	0



PITCHING STAFF PROFILES

21 COLBY HOLCOMBE

RHP | R/R | SO. | 6-6 | 250
FLORENCE, ALA. / CENTRAL HS / NE MISSISSIPPI CC

QUICK HITS

- Tallied eight strikeouts against South Carolina on Mar. 30, a season-high
- Earned first start of the season and first win against Louisiana

SINGLE GAME CAREER HIGHS

Innings	4.0	vs. Auburn (4/22/23)
Strikeouts	8	vs. South Carolina (3/30/23)
Walks	6	vs. South Carolina (3/30/23)

SPECIALTY STATS

	2023	CAREER GAMES
5+ Strikeouts	5	5
10+ Strikeouts	--	--
2 or Fewer Hits Allowed	12	12
Longest Scoreless Innings Stretch	4.1	4.1
Wins in a Row*	1	1

*no decisions do not break a streak

**designates as current

HOLCOMBE'S GAME-BY-GAME PITCHING STATS

DATE	OPP	GS	IP	H	R	ER	BB	SO	2B	3B	HR	WP	BK	HBP	W/L	SV	ERA
2/18	VMI		0.1	0	3	3	3	1	0	0	0	0	0	0	0/0	0	81.00
2/22	ULM		1.0	0	0	0	1	1	0	0	0	0	0	0	0/0	0	0.00
2/26	Arizona State		1.0	2	1	1	0	1	0	0	1	0	0	0	0/0	0	9.00
3/3	Ohio State		2.1	1	3	0	3	5	0	0	0	0	0	0	0/0	0	0.00
3/7	Valparaiso		1.0	0	0	0	0	2	0	0	0	0	0	0	0/0	0	0.00
3/11	Lipscomb		0.1	0	1	0	1	0	0	0	0	0	0	0	0/0	0	0.00
3/15	Louisiana	*	4.0	3	1	1	1	5	0	0	0	0	0	0	1/0	0	2.25
3/19	Kentucky		0.1	2	3	3	2	1	0	1	0	1	0	0	0/0	0	81.00
3/26	Vanderbilt		3.1	1	0	0	3	3	0	0	0	0	0	0	0/0	0	0.00
3/30	South Carolina		4.0	3	3	3	6	8	0	0	1	1	0	0	0/1	0	6.75
4/6	Alabama		3.0	2	2	2	3	7	0	0	0	0	0	1	1/0	0	6.00
4/14	Ole Miss		3.0	1	1	1	3	1	0	1	0	0	0	0	0/1	0	3.00
4/22	Auburn	*	4.0	2	2	2	4	5	0	0	1	0	0	0	0/0	0	4.50
4/28	Tennessee		0.1	2	4	4	3	1	1	0	0	0	0	0	0/0	0	108.00
TOTALS			28.0	23	24	20	31	43	2	1	4	2	0	1	2/2	0	6.43

CAREER PITCHING STATS

YEAR	ERA	W-L	APP	GS	CG	SHO	SV	IP	H	R	ER	BB	SO	BF	B/AVG	WP	HBP
2023	6.43	2-2	14	2	0	0	0	28.0	23	24	20	31	43	139	.217	2	1
TOTAL	6.43	2-2	14	2	0	0	0	28.0	23	24	20	31	43	139	.217	2	1

25 NATE DOHM

RHP | R/R | SO. | 6-4 | 210
ZIONSVILLE, IND. / ZIONSVILLE HS / BALL STATE

QUICK HITS

- 2023 Frisco Classic All-Tournament selection
- Named to the NCBWA Stopper of the Year Watch List
- Earned his second save of the season against Louisiana
- Earned his first start of the season against Vanderbilt on Mar. 26
- Leads Bulldogs in Victories (5)

SINGLE GAME CAREER HIGHS

Innings	7.0	vs. Miami (5/21/22)*
Strikeouts	13	vs. Miami (5/21/22)*
Walks	4	vs. Central Michigan (5/28/22)*

*Career-highs from Ball State

SPECIALTY STATS

	2023	CAREER GAMES
5+ Strikeouts	3	6
10+ Strikeouts	--	1
2 or Fewer Hits Allowed	8	18
Longest Scoreless Innings Stretch	9.0	9.0
Wins in a Row*	3	3

*no decisions do not break a streak

**designates as current

DOHM'S GAME-BY-GAME PITCHING STATS

DATE	OPP	GS	IP	H	R	ER	BB	SO	2B	3B	HR	WP	BK	HBP	W/L	SV	ERA
2/17	VMI	1.2	0	0	0	1	0	0	0	0	0	0	0	0	0/0	0	0.00
2/18	VMI	2.2	3	2	0	0	1	1	0	0	0	0	0	0	0/1	0	0.00
2/25	Arizona State	0.2	0	0	0	0	1	0	0	0	0	0	0	0	0/0	1	0.00
2/28	Southern Miss	2.1	1	1	0	1	4	1	0	0	0	0	0	0	1/0	0	0.00
3/5	California	5.0	1	0	0	1	6	0	0	0	0	0	0	1	1/0	0	0.00
3/11	Lipscomb	3.0	2	1	1	1	3	1	0	0	0	0	0	0	1/0	0	3.00
3/15	Louisiana	1.1	1	0	0	0	3	1	0	0	0	0	0	0	0/0	1	0.00
3/17	Kentucky	2.2	2	1	1	0	5	0	0	0	2	0	0	0	0/1	0	3.37
3/26	Vanderbilt	*	5.1	8	8	7	2	3	2	0	2	1	0	0	0/1	0	11.81
4/1	South Carolina	*	5.2	8	3	3	2	9	0	0	3	0	0	0	0/0	0	4.76
4/8	Alabama	4.0	3	0	0	0	2	0	0	0	0	0	0	0	1/0	0	0.00
4/15	Ole Miss	2.0	4	2	2	1	1	2	0	0	0	0	0	0	1/0	0	9.00
4/21	Auburn	2.0	1	1	0	1	3	0	0	0	1	0	1	0	0/1	0	0.00
4/23	Auburn	1.1	3	3	3	0	3	1	0	1	0	0	1	0	0/0	0	20.25
TOTALS			39.2	37	22	17	10	44	9	0	6	4	0	3	5/4	2	3.86

CAREER PITCHING STATS

YEAR	ERA	W-L	APP	GS	CG	SHO	SV	IP	H	R	ER	BB	SO	BF	B/AVG	WP	HBP
2022*	5.71	4-3	15	3	1	0	2	41.0	32	29	26	26	56	182	.218	7	5
2023	3.86	5-4	14	2	0	0	2	39.2	37	22	17	10	44	168	.247	4	3
TOTAL	4.80	9-7	29	5	1	0	4	80.2	69	51	43	36	100	350	.232	11	8

* Statistics from Ball State



PITCHING STAFF PROFILES

26 TYSON HARDIN

RHP | R/R | SO. | 6-2 | 185
DOVER, FLA. / STRAWBERRY CREST HS / DAYTON STATE COLLEGE

QUICK HITS

SINGLE GAME CAREER HIGHS

Innings	2.0	vs. UAB (4/11/23)
Strikeouts	3	vs. Grambling (4/4/23)
Walks	2	vs. Vanderbilt (3/24/23)

SPECIALTY STATS

	2023	CAREER GAMES
5+ Strikeouts	--	--
10+ Strikeouts	--	--
2 or Fewer Hits Allowed	7	7
Longest Scoreless Innings Stretch	4.0	4.0
Wins in a Row*	--	--

*no decisions do not break a streak

**designates as current

HARDIN'S GAME-BY-GAME PITCHING STATS

DATE	OPP	GS	IP	H	R	ER	BB	SO	2B	3B	HR	WP	BK	HBP	W/L	SV	ERA
2/17	VMI	1.0	0	0	0	0	1	0	0	0	0	0	0	0	0/0	0	0.00
2/19	VMI	1.0	1	0	0	0	1	0	0	0	0	0	0	0	0/0	0	0.00
2/21	ULM	0.1	4	3	3	1	1	0	0	1	0	0	0	0	0/0	0	81.00
2/28	Southern Miss	2.0	0	0	0	2	2	0	0	0	0	0	0	0	0/0	0	0.00
3/4	Oklahoma	1.1	7	4	4	1	1	1	1	1	0	0	0	0	0/0	0	27.00
3/15	Louisiana	1.2	4	1	1	0	2	0	0	0	0	0	0	0	0/0	0	5.40
3/19	Kentucky	1.0	5	5	5	0	1	2	0	1	1	0	0	0	0/0	0	45.00
3/24	Vanderbilt	1.1	6	6	6	2	1	0	0	2	0	0	0	0	0/0	0	40.50
4/4	Grambling	2.0	1	1	1	1	3	0	0	1	0	0	0	0	0/0	0	4.50
4/11	UAB	2.0	1	0	0	0	2	0	0	0	0	0	0	0	0/0	0	0.00
4/23	Auburn	1.0	1	2	2	1	2	0	0	1	1	0	0	0	0/0	0	18.00
4/25	Ole Miss	0.1	1	0	0	1	1	0	0	0	1	0	0	0	0/0	0	0.00
4/27	Tennessee	1.0	3	3	2	1	1	2	0	0	0	0	0	0	0/0	0	18.00
TOTALS		16.0	34	25	24	10	19	5	1	7	3	0	0	0	0/0	0	13.50

CAREER PITCHING STATS

YEAR	ERA	W-L	APP	GS	CG	SHO	SV	IP	H	R	ER	BB	SO	BF	B/AVG	WP	HBP
2023	13.50	0-0	13	0	0	0	0	16.0	34	25	24	10	19	92	.425	3	0
TOTAL	13.50	0-0	13	0	0	0	0	16.0	34	25	24	10	19	92	.425	3	0

29 NATE WILLIAMS

RHP | R/R | SO. | 6-3 | 230
ACWORTH, GA. / NORTH COBB HS / FLORENCE DARLINGTON CC

QUICK HITS

SINGLE GAME CAREER HIGHS

Innings	--	--
Strikeouts	--	--
Walks	--	--

SPECIALTY STATS

	2023	CAREER GAMES
5+ Strikeouts	--	--
10+ Strikeouts	--	--
2 or Fewer Hits Allowed	--	--
Longest Scoreless Innings Stretch	--	--
Wins in a Row*	--	--

*no decisions do not break a streak

**designates as current

WILLIAMS' GAME-BY-GAME PITCHING STATS

DATE	OPP	GS	IP	H	R	ER	BB	SO	2B	3B	HR	WP	BK	HBP	W/L	SV	ERA
TOTALS																	

CAREER PITCHING STATS

YEAR	ERA	W-L	APP	GS	CG	SHO	SV	IP	H	R	ER	BB	SO	BF	B/AVG	WP	HBP
2023	0.00	0-0	0	0	0	0/0	0	0.0	0	0	0	0	0	0	.000	0	0
TOTAL	0.00	0-0	0	0	0	0/0	0	0.0	0	0	0	0	0	0	.000	0	0



PITCHING STAFF PROFILES

30 BRADLEY LOFTIN

LHP | L/L | FR. | 6-3 | 197
SOUTHAVEN, MISS. / DESOTO CENTRAL HS

QUICK HITS

- Tallied career-highs in IP, and Ks against Valparaiso (March 7).

SINGLE GAME CAREER HIGHS

Innings	6.0	vs. Valparaiso (3/3/23)
Strikeouts	11	vs. Valparaiso (3/3/23)
Walks	6	vs. Alabama (4/7/23)

SPECIALTY STATS

	2023	CAREER GAMES
5+ Strikeouts	5	5
10+ Strikeouts	1	1
2 or Fewer Hits Allowed	5	5
Longest Scoreless Innings Stretch	8.0	8.0
Wins in a Row*	2**	2

*no decisions do not break a streak

**designates as current

LOFTIN'S GAME-BY-GAME PITCHING STATS

DATE	OPP	GS	IP	H	R	ER	BB	SO	2B	3B	HR	WP	BK	HBP	W/L	SV	ERA
2/19	VMI		1.0	0	0	0	1	0	0	0	0	0	0	0	0/0	0	0.00
2/21	ULM	*	4.0	2	1	0	4	8	0	0	0	0	0	1	0/1	0	0.00
2/28	Southern Miss	*	4.0	2	4	3	6	5	1	0	0	0	0	1	0/0	0	6.75
3/7	Valparaiso	*	6.0	2	2	2	5	11	0	0	0	2	0	0	1/0	0	3.00
3/14	Nicholls	*	4.0	3	2	1	6	6	0	0	1	0	0	0	0/0	0	2.25
3/21	Arkansas State	*	5.0	3	0	0	2	9	0	0	0	1	0	0	1/0	0	0.00
4/7	Alabama		2.1	1	3	3	4	4	0	0	1	1	0	1	0/0	0	11.57
TOTALS			26.1	13	12	9	28	43	1	0	2	4	0	3	2/1	0	3.08

CAREER PITCHING STATS

YEAR	ERA	W-L	APP	GS	CG	SHO	SV	IP	H	R	ER	BB	SO	BF	B/AVG	WP	HBP
2023	3.08	2-1	7	5	0	0	0	26.1	13	12	9	28	43	122	.146	4	3
TOTAL	3.08	2-1	7	5	0	0	0	26.1	13	12	9	28	43	122	.146	4	3

32 PARKER STINNETT

RHP | R/R | JR. | 6-2 | 190
OXFORD, MISS. / OXFORD HS / NW MISSISSIPPI CC

QUICK HITS

SINGLE GAME CAREER HIGHS

Innings	6.0	vs. Princeton (3/13/22)
Strikeouts	12	vs. Princeton (3/13/22)
Walks	8	vs. Georgia (3/19/22)

SPECIALTY STATS

	2023	CAREER GAMES
5+ Strikeouts	--	4
10+ Strikeouts	--	2
2 or Fewer Hits Allowed	5	30
Longest Scoreless Innings Stretch	6.2	8.2
Wins in a Row*	2**	3

*no decisions do not break a streak

**designates as current

STINNETT'S GAME-BY-GAME PITCHING STATS

DATE	OPP	GS	IP	H	R	ER	BB	SO	2B	3B	HR	WP	BK	HBP	W/L	SV	ERA
2/18	VMI		1.2	2	2	1	0	2	0	0	0	0	0	1	0/0	0	5.40
4/1	South Carolina		0.0	4	4	4	0	0	0	0	0	0	0	0	0/0	0	99.00
4/4	Grambling	*	1.0	2	1	1	0	2	0	0	1	0	0	0	1/0	0	9.00
4/11	UAB	*	2.0	1	0	0	4	1	0	0	0	0	0	0	1/0	0	0.00
4/25	Ole Miss		3.0	1	1	1	0	3	0	0	0	0	0	1	0/0	0	3.00
4/29	Tennessee		1.0	2	1	1	2	2	1	0	0	0	0	0	0/0	0	9.00
TOTALS			8.2	12	9	8	6	10	2	0	1	0	0	2	2/0	0	8.31

CAREER PITCHING STATS

YEAR	ERA	W-L	APP	GS	CG	SHO	SV	IP	H	R	ER	BB	SO	BF	B/AVG	WP	HBP
2021	2.41	1-0	17	1	0	0	1	18.2	8	5	5	16	31	84	.125	7	4
2022	6.12	4-1	12	6	0	0	0	32.1	27	23	22	26	49	150	.229	7	3
2023	8.31	2-0	6	2	0	0	0	8.2	12	9	8	6	10	43	.364	0	2
TOTAL	5.28	7-1	35	9	0	0	1	59.2	47	37	35	48	90	277	.219	14	9

PITCHING STAFF PROFILES

36 LANDON GARTMAN

RHP | R/R | JR. | 6-0 | 215
BOGUE CHITTO, MISS. / ENTERPRISE HS / MEMPHIS

QUICK HITS

- 2023 Preseason SEC Pitcher of the Year Watchlist

SINGLE GAME CAREER HIGHS

Innings	8.0	vs. East Carolina (5/6/22)*
Strikeouts	10	vs. Tulane (5/19/22)*
Walks	4	vs. Kentucky (3/18/23)

*Career-highs from Memphis

SPECIALTY STATS

	2023	CAREER GAMES
5+ Strikeouts	4	16
10+ Strikeouts	--	2
2 or Fewer Hits Allowed	--	6
Longest Scoreless Innings Stretch	5.2	14.1
Wins in a Row*	1**	5

*no decisions do not break a streak

**designates as current

GARTMAN'S GAME-BY-GAME PITCHING STATS

DATE	OPP	GS	IP	H	R	ER	BB	SO	2B	3B	HR	WP	BK	HBP	W/L	SV	ERA
2/19	VMI	*	5.0	6	3	3	1	8	2	0	0	2	1	0	0/0	0	5.40
2/26	Arizona State	*	5.0	4	2	2	3	7	0	0	1	0	0	0	1/0	0	3.60
3/5	California	*	4.0	3	4	4	4	4	1	0	2	2	0	1	0/0	0	9.00
3/11	Lipscomb	*	6.0	3	2	2	2	6	0	0	0	0	0	0	0/0	0	3.00
3/18	Kentucky	*	4.0	3	8	7	4	7	1	0	1	0	0	2	0/1	0	15.75
3/25	Vanderbilt	*	5.2	10	8	8	1	3	1	0	4	0	0	0	0/1	0	12.71
3/31	South Carolina	*	5.0	5	3	3	0	4	1	0	1	0	0	1	1/0	0	5.40
4/8	Alabama	*	4.2	5	4	2	3	4	1	0	1	1	0	0	0/0	0	3.86
4/15	Ole Miss	*	4.0	4	2	1	1	2	0	0	0	1	0	1	0/0	0	2.25
4/28	Tennessee	*	4.2	5	4	4	2	1	0	0	2	0	0	1	0/0	0	7.71
TOTALS			48.0	48	40	36	21	46	7	0	12	6	1	6	2/2	0	6.75

CAREER PITCHING STATS

YEAR	ERA	W-L	APP	GS	CG	SHO	SV	IP	H	R	ER	BB	SO	BF	B/AVG	WP	HBP
2022*	3.56	7-2	15	13	0	0	1	86.0	54	35	34	29	94	343	.175	5	3
2023	6.75	2-2	10	10	0	0	0	48.0	48	40	36	21	46	223	.249	6	6
TOTAL	4.70	9-4	25	23	0	0	1	134.0	102	75	70	50	140	566	.212	11	9

*Statistics from Memphis

39 GRAHAM YNTEMA

LHP | L/L | SO. | 6-3 | 200
LILBURN, GA. / PARKVIEW HS / LAWSON STATE CC

QUICK HITS

- Earned first start of the season against Arizona State (Feb. 25).

SINGLE GAME CAREER HIGHS

Innings	5.0	vs. Arizona State (2/25/23)
Strikeouts	6	vs. Arizona State (2/25/23)
Walks	5	vs. Oklahoma (3/4/23)

SPECIALTY STATS

	2023	CAREER GAMES
5+ Strikeouts	2	2
10+ Strikeouts	--	--
2 or Fewer Hits Allowed	7	7
Longest Scoreless Innings Stretch	4.2	4.2
Wins in a Row*	1	1

*no decisions do not break a streak

**designates as current

YNTEMA'S GAME-BY-GAME PITCHING STATS

DATE	OPP	GS	IP	H	R	ER	BB	SO	2B	3B	HR	WP	BK	HBP	W/L	SV	ERA
2/17	VMI		1.1	5	2	1	1	3	1	0	0	0	1	0	0/0	0	6.75
2/22	ULM		1.0	1	0	0	0	1	0	0	0	0	0	0	0/0	0	0.00
2/25	Arizona State	*	5.0	3	1	1	0	6	0	0	0	1	0	2	1/0	0	1.80
3/4	vs. Oklahoma	*	2.2	5	7	7	5	3	0	0	1	0	0	0	0/1	0	23.62
3/11	Lipscomb	*	5.1	3	3	1	3	5	0	0	0	0	0	0	0/0	0	1.69
3/19	Kentucky	*	0.0	1	4	3	3	0	0	0	0	0	0	0	0/1	0	99.00
3/24	Vanderbilt		0.1	0	0	0	0	0	0	0	0	0	0	0	0/0	0	0.00
3/26	Vanderbilt		0.1	1	3	3	1	0	0	0	1	1	0	1	0/0	0	81.00
3/28	Samford		2.0	0	1	0	2	2	0	0	0	0	0	0	0/0	0	0.00
4/1	South Carolina		0.1	1	3	2	1	0	0	0	0	0	0	0	0/0	0	54.00
4/15	Ole Miss		2.0	4	3	2	0	1	1	1	1	0	0	0	0/0	0	9.00
4/23	Auburn		0.0	0	1	1	1	0	0	0	0	0	0	2	0/0	0	99.00
TOTALS			20.1	24	28	21	17	21	2	1	3	2	1	5	1/2	0	9.30

CAREER PITCHING STATS

YEAR	ERA	W-L	APP	GS	CG	SHO	SV	IP	H	R	ER	BB	SO	BF	B/AVG	WP	HBP
2023	9.30	1-2	12	4	0	0	0	20.1	24	28	21	17	21	106	.289	2	5
TOTAL	9.30	1-2	12	4	0	0	0	20.1	24	28	21	17	21	106	.289	2	5



PITCHING STAFF PROFILES

45 TYLER DAVIS

LHP | L/L | JR. | 6-2 | 210
NEWPORT NEWS, VA. / MENCHVILLE HS / VCU

QUICK HITS

SINGLE GAME CAREER HIGHS

Innings	6.0	vs. George Mason (4/2/22)*
Strikeouts	7	vs. Dayton (4/29/22)*
Walks	4	vs. Davidson (5/27/22)*

*Career-highs from VCU

SPECIALTY STATS

	2023	CAREER GAMES
5+ Strikeouts	--	10
10+ Strikeouts	--	--
2 or Fewer Hits Allowed	7	15
Longest Scoreless Innings Stretch	3.2**	14
Wins in a Row*	1**	4

*no decisions do not break a streak

**designates as current

DAVIS' GAME-BY-GAME PITCHING STATS

DATE	OPP	GS	IP	H	R	ER	BB	SO	2B	3B	HR	WP	BK	HBP	W/L	SV	ERA
2/18	VMI	2.1	1	2	2	3	4	0	0	0	1	0	0	0	0/0	0	7.71
2/21	ULM	0.2	4	4	4	0	0	1	0	1	0	0	0	1	0/0	0	54.00
2/26	Arizona State	2.0	1	0	0	1	2	0	0	0	0	0	0	0	0/0	0	0.00
2/28	Southern Miss	0.2	2	4	3	2	1	2	0	0	0	0	0	0	0/0	0	40.50
3/4	Oklahoma	5.0	6	4	2	1	3	2	0	0	1	0	1	0	0/0	0	3.60
3/11	Lipscomb	1.1	1	0	0	2	1	1	0	0	0	0	0	0	1/0	0	0.00
3/15	Louisiana	2.0	2	0	0	2	2	0	0	0	0	0	0	0	0/0	0	0.00
3/19	Kentucky	0.1	3	3	3	1	0	1	0	1	1	0	0	0	0/0	0	81.00
3/25	Vanderbilt	0.0	4	5	5	1	0	0	0	0	0	0	0	0	0/0	0	99.00
4/4	Grambling	1.0	1	0	0	2	1	0	0	0	0	0	0	0	0/0	0	0.00
4/27	Tennessee	2.2	1	0	0	2	3	0	0	0	0	0	0	0	0/0	0	0.00
TOTALS		18.0	26	22	19	17	17	7	7	0	3	2	0	2	1/0	0	9.50

CAREER PITCHING STATS

YEAR	ERA	W-L	APP	GS	CG	SHO	SV	IP	H	R	ER	BB	SO	BF	B/AVG	WP	HBP
2021*	4.86	9-2	21	0	0	0	5	53.2	55	35	29	27	53	246	.267	1	6
2022*	3.60	5-3	17	15	0	0	0	60.0	47	26	24	21	63	255	.210	2	6
2023	9.50	1-0	11	0	0	0	0	18.0	23	22	19	17	17	101	.325	2	2
TOTAL	4.92	15-5	49	15	0	0	5	131.2	128	83	72	65	133	602	.251	5	14

* Statistics from VCU

48 BROOKS AUGER

RHP | R/R | JR. | 6-5 | 205
FARMERVILLE, LA. / CEDAR CREEK HS / HINDS CC

QUICK HITS

SINGLE GAME CAREER HIGHS

Innings	3.1	vs. Arkansas (4/3/22)
Strikeouts	4	vs. Southern (3/23/22)
Walks	3	vs. Arkansas (4/3/22)

SPECIALTY STATS

	2023	CAREER GAMES
5+ Strikeouts	--	--
10+ Strikeouts	--	--
2 or Fewer Hits Allowed	--	--
Longest Scoreless Innings Stretch	--	12
Wins in a Row*	--	2

*no decisions do not break a streak

**designates as current

AUGER'S GAME-BY-GAME PITCHING STATS

DATE	OPP	GS	IP	H	R	ER	BB	SO	2B	3B	HR	WP	BK	HBP	W/L	SV	ERA
TOTALS																	

CAREER PITCHING STATS

YEAR	ERA	W-L	APP	GS	CG	SHO	SV	IP	H	R	ER	BB	SO	BF	B/AVG	WP	HBP
2022	3.05	2-0	16	0	0	0	0	20.2	16	10	7	12	27	90	.219	0	1
2023	0.00	0-0	0	0	0	0	0	0.0	0	0	0	0	0	0	.000	0	0
TOTAL	3.05	2-0	16	0	0	0	0	20.2	16	10	7	12	27	90	.219	0	1



PITCHING STAFF PROFILES

50 JURRANGELO CIJTJE

BHP | S/S | FR. | 5-11 | 170
PEMBROKE PINES, FLA. / CHAMPAGNT CATHOLIC HS

QUICK HITS

- Made collegiate debut on Feb. 19 against VMI
- Earned first start against ULM on Feb. 22

SINGLE GAME CAREER HIGHS

Innings	6.0	vs. Lipscomb (3/10/23)
Strikeouts	9	vs. South Carolina (3/30/23)
Walks	5	vs. Alabama (4/7/23)

SPECIALTY STATS

	2023	CAREER GAMES
5+ Strikeouts	6	6
10+ Strikeouts	--	--
2 Or Fewer Hits Allowed	6	6
Longest Scoreless Innings Stretch	8.1	8.1
Wins in a Row*	3	3

*no decisions do not break a streak

**designates as current

CIJTJE'S GAME-BY-GAME PITCHING STATS

DATE	OPP	GS	IP	H	R	ER	BB	SO	2B	3B	HR	WP	BK	HBP	W/L	SV	ERA
2/19	VMI		1.0	2	0	0	0	1	0	0	0	0	0	0	1/0	0	0.00
2/22	ULM	*	4.0	1	0	0	1	7	0	0	0	0	0	1	1/0	0	0.00
3/3	Ohio State	*	4.0	1	1	0	2	4	0	0	0	1	0	1	0/0	0	0.00
3/10	Lipscomb	*	6.0	1	1	1	5	8	0	0	0	1	0	2	1/0	0	1.50
3/17	Kentucky	*	5.0	2	4	4	5	6	0	0	0	0	0	2	0/0	0	7.20
3/24	Vanderbilt	*	2.2	5	8	6	2	4	1	0	2	1	0	2	0/1	0	20.25
3/30	South Carolina	*	5.0	6	3	3	2	9	3	0	1	1	0	2	0/0	0	5.40
4/7	Alabama	*	2.0	2	5	5	5	2	0	0	1	1	0	0	0/1	0	22.50
4/16	Ole Miss	*	5.2	3	1	1	3	7	2	0	0	0	0	0	0/0	0	1.59
4/23	Auburn	*	5.0	8	5	5	1	6	0	0	2	0	0	0	0/0	0	9.00
4/29	Tennessee	*	1.0	3	6	6	4	1	0	0	2	0	0	0	0/1	0	54.00
TOTALS			41.1	34	34	31	30	55	6	0	8	5	0	10	3/3	0	6.75

CAREER PITCHING STATS

YEAR	ERA	W-L	APP	GS	CG	SHO	SV	IP	H	R	ER	BB	SO	BF	B/AVG	WP	HBP
2023	6.75	3-3	11	10	0	0	0	41.1	34	34	31	30	55	195	.227	5	10
TOTAL	6.75	3-3	11	10	0	0	0	41.1	34	34	31	30	55	195	.227	5	10

55 BROCK TAPPER

LHP | L/L | FR. | 6-1 | 185
NESBIT, MISS. / DESOTO CENTRAL HS

QUICK HITS

- Made his collegiate debut against ULM on Feb. 21.

SINGLE GAME CAREER HIGHS

Innings	3.2	vs. Arizona State (2/24/23)
Strikeouts	4	vs. Kentucky (3/18/23)
Walks	3	vs. Ole Miss (4/25/23)

SPECIALTY STATS

	2023	CAREER GAMES
5+ Strikeouts	--	--
10+ Strikeouts	--	--
2 Or Fewer Hits Allowed	8	8
Longest Scoreless Innings Stretch	8.0	8.0
Wins in a Row*	2	2

*no decisions do not break a streak

**designates as current

TAPPER'S GAME-BY-GAME PITCHING STATS

DATE	OPP	GS	IP	H	R	ER	BB	SO	2B	3B	HR	WP	BK	HBP	W/L	SV	ERA
2/21	ULM		1.0	0	0	0	0	0	0	0	0	0	0	0	0/0	0	0.00
2/24	Arizona State		3.2	4	0	0	2	4	0	1	0	0	0	0	0/0	0	0.00
3/3	Ohio State		1.0	1	0	0	0	2	0	0	0	1	0	0	0/0	0	0.00
3/11	Lipscomb		0.1	1	0	0	0	0	0	0	0	0	0	0	0/0	0	0.00
3/14	Nicholls		2.0	3	0	0	0	1	0	0	0	0	0	0	1/0	0	0.00
3/18	Kentucky		2.0	4	2	1	1	4	1	0	0	0	0	0	0/0	0	4.50
3/24	Vanderbilt		1.1	6	6	4	2	1	2	0	1	0	0	0	0/0	0	27.00
3/28	Samford		1.0	1	1	0	0	1	0	0	0	0	0	0	1/0	0	0.00
4/1	South Carolina		0.0	0	0	0	0	0	0	0	0	0	0	0	0/0	0	0.00
4/7	Alabama		1.2	4	2	2	1	2	0	0	1	1	0	0	0/0	0	0.00
4/11	UAB		1.0	0	0	0	0	1	0	0	0	0	0	0	0/0	0	0.00
4/25	Ole Miss		2.0	1	0	0	3	1	0	0	0	0	0	0	0/0	0	0.00
4/28	Tennessee		0.2	1	2	2	0	1	0	0	1	0	0	1	0/1	0	27.00
TOTALS			17.2	26	13	9	9	18	3	1	3	2	0	1	2/1	0	4.58

CAREER PITCHING STATS

YEAR	ERA	W-L	APP	GS	CG	SHO	SV	IP	H	R	ER	BB	SO	BF	B/AVG	WP	HBP
2023	4.58	2-1	13	0	0	0	0	17.2	26	13	9	9	18	87	.338	2	1
TOTAL	4.58	2-1	13	0	0	0	0	17.2	26	13	9	9	18	87	.338	2	1



HITTER PROFILES

3 DAVID MERSHON

INF | S/R | FR. | 5-8 | 165
TAYLORS, S.C. / EASTSIDE HS

QUICK HITS

- Made his collegiate debut on March 7 against Valpariso
- Collected his first collegiate hit against Valpariso (March 7)

SINGLE GAME CAREER HIGHS

At Bats	5	3x last at Tennessee (4/28/23)
Hits	2	4x last at Tennessee (4/27/23)
Runs Scored	2	2x last at Auburn (4/23/23)
Runs Batted In	1	at Auburn (4/21/23)
Doubles	1	vs. Ole Miss (4/15/23)
Triples	--	--
Home Runs	--	--
Walks	1	8x last at Auburn (4/23/23)
Stolen Bases	2	vs. Lipscomb (3/11/23)

SPECIALTY STATS

	2023	CAREER
2 Hit Game	4	4
3 Hit Game	--	--
4+ Hit Game	--	--
2 RBI Game	--	--
3 RBI Game	--	--
4+ RBI Game	--	--

MERSHON'S GAME-BY-GAME HITTING STATS

DATE	OPP	POS	AB	R	H	RBI	2B	3B	HR	BB	K	SB	CS	AVG
3/7	Valparaiso	3B/SS	3	1	2	0	0	0	0	1	0	0	0	.667
3/10	Lipscomb	3B	3	0	0	0	0	0	0	0	2	0	0	.333
3/11	Lipscomb	3B	3	1	1	0	0	0	0	0	0	2	0	.333
3/11	Lipscomb	3B	2	0	0	0	0	0	0	1	0	0	0	.273
3/14	vs. Nicholls	3B	1	0	0	0	0	0	0	0	0	0	0	.250
3/17	vs. Kentucky	DH	0	0	0	0	0	0	0	0	0	0	0	.250
3/21	Arkansas State	3B	5	2	2	0	0	0	0	0	0	0	0	.294
3/24	Vanderbilt	3B	1	1	1	0	0	0	0	1	0	0	1	.333
3/26	Vanderbilt	SS	0	0	0	0	0	0	0	0	0	0	0	.333
4/4	Grambling	PH/SS	2	0	0	0	0	0	0	1	0	0	0	.300
4/15	Ole Miss	2B/SS	4	1	1	0	1	0	0	0	0	0	0	.292
4/16	Ole Miss	SS	3	1	1	0	0	0	0	1	1	1	0	.296
4/21	vs. Auburn	SS	3	0	2	1	0	0	0	1	1	0	0	.333
4/22	vs. Auburn	SS	3	0	1	0	0	0	0	1	1	1	0	.333
4/23	vs. Auburn	SS	4	2	1	0	0	0	0	1	1	0	0	.324
4/25	Ole Miss	SS	4	0	0	0	0	0	0	0	2	0	0	.293
4/27	vs. Tennessee	SS	5	1	2	0	0	0	0	0	1	1	0	.304
4/28	vs. Tennessee	SS	5	0	1	0	0	0	0	0	2	1	0	.294
4/29	vs. Tennessee	SS	3	0	0	0	0	0	0	0	1	0	0	.278
TOTALS			54	10	15	1	1	0	0	8	12	6	1	.278

CAREER HITTING STATS

YEAR	AVG	GP-GS	AB	R	H	2B	3B	HR	RBI	TB	SLG%	BB	HP	SO	GDP	OB%	SF	SH
2023	.278	21-16	54	10	15	1	0	0	1	16	.296	8	1	12	0	.381	0	4
TOTAL	.278	21-16	54	10	15	1	0	0	1	16	.296	8	1	12	0	.381	0	4

5 AARON DOWNS

INF/OF | R/R | SO. | 6-0 | 210
PELLA, IOWA / HERITAGE ACADEMY

QUICK HITS

- Earned his first start of the season against Arkansas State

SINGLE GAME CAREER HIGHS

At Bats	4	vs. Texas A&M (5/13/22)
Hits	2	vs. Grambling (4/4/23)
Runs Scored	3	vs. Arkansas State (3/21/23)
Runs Batted In	2	vs Northern Kentucky (2/27/22)
Doubles	1	vs. Texas A&M (5/13/22)
Triples	--	--
Home Runs	--	--
Walks	2	vs. Arkansas State (3/21/23)
Stolen Bases	--	--

SPECIALTY STATS

	2023	CAREER
2 Hit Game	1	3
3 Hit Game	--	--
4+ Hit Game	--	--
2 RBI Game	--	1
3 RBI Game	--	--
4+ RBI Game	--	--

DOWNS' GAME-BY-GAME HITTING STATS

DATE	OPP	POS	AB	R	H	RBI	2B	3B	HR	BB	K	SB	CS	AVG
2/17	VMI	PH	0	0	0	0	0	0	0	1	0	0	0	.000
2/21	ULM	PH	1	0	1	0	0	0	0	0	0	0	0	1.000
2/22	ULM	PH	1	0	1	0	0	0	0	0	0	0	0	1.000
2/24	Arizona State	PH	1	0	0	0	0	0	0	0	1	0	0	.667
2/26	Arizona State	PH	1	0	0	0	0	0	0	0	1	0	0	.500
3/7	Valparaiso	PH	0	0	0	0	0	0	0	1	0	0	0	.500
3/14	vs. Nicholls	PH	1	0	0	0	0	0	0	0	0	0	0	.400
3/21	Arkansas State	DH	3	3	1	1	0	0	0	2	0	0	0	.375
3/24	Vanderbilt	PH	1	0	0	0	0	0	0	0	1	0	0	.333
3/26	Vanderbilt	PH	1	0	0	0	0	0	0	0	0	0	0	.300
4/4	Grambling	PH/DH	2	1	2	0	0	0	0	0	0	0	0	.417
4/21	vs. Auburn	PH	1	0	0	0	0	0	0	0	0	0	0	.385
4/23	vs. Auburn	PH	1	0	0	0	0	0	0	0	0	0	0	.357
4/29	vs. Tennessee	PH	1	0	0	0	0	0	0	0	1	0	0	.333
TOTALS			15	4	5	1	0	0	0	4	4	0	0	.357

CAREER HITTING STATS

YEAR	AVG	GP-GS	AB	R	H	2B	3B	HR	RBI	TB	SLG%	BB	HP	SO	GDP	OB%	SF	SH
2022	.206	18-7	34	5	7	3	0	0	2	10	.294	4	1	15	0	.308	0	1
2023	.333	15-1	15	4	5	0	0	0	1	5	.333	4	0	4	1	.474	0	0
TOTAL	.245	33-8	49	9	12	3	0	0	3	15	.306	8	1	19	1	.362	0	1



HITTER PROFILES

7 CONNOR HUJSAK

QUICK HITS

- Hit his first home run as a Dawg against Lipscomb (3/11)

SINGLE GAME CAREER HIGHS

At Bats	6	vs. UMass (5/14/22)*
Hits	4	vs. Old Dominion (5/10/22)*
Runs Scored	3	vs. James Madison (5/21/21)*
Runs Batted In	4	vs. Georgia (6/3/22)*
Doubles	2	vs. Old Dominion (5/10/22)*
Triples	1	vs. Longwood (2/22/22)*
Home Runs	2	vs. North Carolina (6/4/22)*
Walks	2	vs. Richmond (4/17/22)*
Stolen Bases	4	vs. George Washington (5/7/22)*

*Career-highs from VCU

SPECIALTY STATS

	2023	CAREER
2 Hit Game	1	16
3 Hit Game	--	8
4+ Hit Game	--	2
2 RBI Game	--	22
3 RBI Game	1	7
4+ RBI Game	--	2

INF/OF | R/R | JR. | 6-2 | 200
GOFFSTOWN, N.H. / GOFFSTOWN HS / VCU

HUJSAK'S GAME-BY-GAME HITTING STATS

DATE	OPP	POS	AB	R	H	RBI	2B	3B	HR	BB	K	SB	CS	AVG
2/17	VMI	PH	1	0	0	0	0	0	0	0	0	0	0	.000
2/21	ULM	PR	0	0	0	0	0	0	0	0	0	0	0	.000
2/22	ULM	PH	1	0	1	1	1	0	0	0	0	0	0	1.000
2/24	Arizona State	PH	1	0	0	0	0	0	0	0	0	0	0	.333
2/26	Arizona State	PH	0	0	0	1	0	0	0	0	0	0	0	.333
3/3	Ohio State	PH/OF	1	0	0	0	0	0	0	0	1	0	0	.250
3/7	Valparaiso	OF	0	0	0	1	0	0	0	1	0	0	0	.250
3/11	Lipscomb	PH/DH	2	1	1	1	0	0	1	0	0	0	0	.333
3/11	Lipscomb	OF	1	0	0	0	0	0	0	0	1	0	0	.286
3/14	vs. Nicholls	OF	2	0	1	0	0	0	0	0	1	1	0	.333
3/18	vs. Kentucky	DH	4	0	1	0	0	0	0	0	1	0	0	.308
3/19	vs. Kentucky	DH	4	0	0	0	0	0	0	0	2	0	0	.235
3/21	Arkansas State	PH/CF	2	1	1	0	1	0	0	0	0	0	0	.263
3/25	Vanderbilt	PH	1	0	0	0	0	0	0	0	0	0	0	.250
3/26	Vanderbilt	3B	4	1	2	3	0	0	1	0	0	0	0	.292
3/28	Samford	3B	4	1	1	1	0	0	0	1	1	2	0	.286
3/30	South Carolina	CF	3	0	0	0	0	0	0	0	2	1	0	.258
4/1	South Carolina	PH	1	0	1	0	0	0	0	0	0	0	0	.281
4/4	Grambling	CF	2	0	0	0	0	0	0	0	0	0	0	.265
4/11	vs. UAB	PH/RF	1	0	0	0	0	0	0	0	0	0	0	.257
4/15	Ole Miss	PH	1	0	0	0	0	0	0	0	0	0	0	.250
4/29	vs. Tennessee	DH	2	0	0	0	0	0	0	0	0	0	0	.237
TOTALS			38	4	9	8	2	0	2	2	9	4	0	.237

CAREER HITTING STATS

YEAR	AVG	GP-GS	AB	R	H	2B	3B	HR	RBI	TB	SLG%	BB	HP	SO	GDP	OB%	SF	SH
2021*	.239	49-48	176	42	42	12	3	7	35	81	.460	25	5	55	1	.346	2	4
2022*	.289	62-61	253	39	73	20	2	12	55	133	.526	25	5	51	1	.363	1	1
2023	.237	22-6	38	4	9	2	0	2	8	17	.447	2	1	9	1	.286	1	0
TOTAL	.255	133-115	466	85	124	34	5	21	98	231	.478	52	11	115	3	.332	4	5

*Statistics from VCU



HITTER PROFILES

8 AMANI LARRY

INF | R/R | JR. | 5-11 | 190
BOSSIER CITY, LA. / PARKAWAY HS / NEW ORLEANS

QUICK HITS

SINGLE GAME CAREER HIGHS

At Bats	7	vs. Oklahoma (3/18/22)*
Hits	4	vs. VMI (2/17/23)
Runs Scored	4	vs. ULM (3/5/22)*
Runs Batted In	6	vs. Oklahoma (3/18/22)*
Doubles	2	2x last at Auburn (4/23/23)
Triples	1	vs. UIW (5/7/22)*
Home Runs	1	4x last at Auburn (4/22/23)
Walks	3	vs. HBU (4/3/22)*
Stolen Bases	3	vs. Nicholls (3/14/23)

*Career-highs from New Orleans

SPECIALTY STATS

	2023	CAREER
2 Hit Game	8	27
3 Hit Game	3	10
4+ Hit Game	1	1
2 RBI Game	2	10
3 RBI Game	--	5
4+ RBI Game	2	4

LARRY'S GAME-BY-GAME HITTING STATS

DATE	OPP	POS	AB	R	H	RBI	2B	3B	HR	BB	K	SB	CS	AVG
2/17	VMI	2B	4	1	4	4	1	0	0	1	0	2	0	1.000
2/18	VMI	2B	5	3	2	1	2	0	0	1	0	0	0	.400
2/19	VMI	2B	5	2	2	4	0	0	1	0	1	2	0	.400
2/21	ULM	2B	3	0	0	0	0	0	0	0	0	0	0	.471
2/22	ULM	2B	3	1	0	1	0	0	0	1	0	0	0	.400
2/24	Arizona State	2B	4	0	0	0	0	0	0	0	0	0	0	.333
2/25	Arizona State	2B	4	2	2	1	0	0	0	0	0	0	0	.357
2/26	Arizona State	2B	4	3	2	0	0	0	0	0	0	0	0	.375
2/28	vs. Southern Miss	2B	3	3	1	2	0	0	1	1	0	0	0	.371
3/3	vs. Ohio State	2B	2	0	0	0	0	0	0	2	0	1	0	.351
3/4	vs. Oklahoma	2B	4	2	1	0	0	0	0	2	1	0	0	.341
3/5	vs. California	2B	4	2	3	1	1	0	1	0	0	2	0	.378
3/7	Valparaiso	2B	2	0	1	1	0	0	0	2	0	0	0	.383
3/10	Lipscomb	2B	2	1	0	1	0	0	0	2	0	0	0	.367
3/11	Lipscomb	2B	4	1	1	1	0	0	0	0	1	1	0	.358
3/11	Lipscomb	2B	1	2	0	0	0	0	0	1	0	0	0	.352
3/14	vs. Nicholls	2B	2	2	1	1	0	0	0	2	0	3	0	.357
3/15	vs. Louisiana	2B	4	1	2	1	1	0	0	0	0	0	0	.367
3/17	vs. Kentucky	2B	6	0	0	0	0	0	0	0	2	0	0	.333
3/18	vs. Kentucky	2B	3	0	0	0	0	0	0	0	0	0	0	.319
3/19	vs. Kentucky	2B	3	0	2	0	0	0	0	0	1	0	0	.333
3/21	Arkansas State	2B	1	3	0	0	0	0	0	2	0	0	0	.329
3/24	Vanderbilt	2B	3	1	1	0	1	0	0	0	0	0	0	.329
3/25	Vanderbilt	2B	4	1	1	0	0	0	0	0	1	1	0	.325
3/26	Vanderbilt	2B	3	0	0	0	0	0	0	1	0	0	1	.313
3/28	Samford	2B	3	2	0	0	0	0	0	2	0	1	0	.302
3/30	South Carolina	2B	4	0	0	0	0	0	0	1	2	0	0	.289
3/31	South Carolina	2B	4	2	3	1	1	0	0	0	0	1	0	.309
4/1	South Carolina	2B	4	2	1	0	1	0	0	0	0	0	0	.306
4/4	Grambling	2B	1	2	1	1	0	0	0	1	0	1	0	.313
4/7	vs. Alabama	2B	5	1	1	0	0	0	0	1	2	0	0	.308
4/8	vs. Alabama	2B	3	0	0	1	0	0	0	0	0	0	0	.299
4/9	vs. Alabama	2B	4	3	2	0	0	0	0	1	1	0	0	.306
4/11	vs. UAB	2B	4	1	1	1	1	0	0	1	0	1	1	.304
4/14	Ole Miss	2B	3	0	1	0	1	0	0	0	0	0	0	.305
4/15	Ole Miss	2B	0	1	0	0	0	0	0	1	0	0	0	.305
4/16	Ole Miss	2B	4	0	0	0	0	0	0	0	1	0	0	.295
4/21	vs. Auburn	2B	1	1	0	0	0	0	0	2	1	0	0	.293
4/22	vs. Auburn	2B	4	1	3	2	0	0	1	1	0	0	0	.307
4/23	vs. Auburn	2B	5	2	2	0	2	0	0	0	0	0	0	.311
4/25	Ole Miss	2B	3	0	1	0	0	0	0	1	0	1	0	.311
4/27	vs. Tennessee	2B	4	0	1	0	0	0	0	0	1	1	0	.309
4/28	vs. Tennessee	2B	4	1	1	0	1	0	0	0	3	0	0	.308
4/29	vs. Tennessee	2B	2	0	0	0	0	0	0	0	1	0	0	.303
TOTALS			145	50	44	25	13	0	4	31	20	17	2	.303

CAREER HITTING STATS

YEAR	AVG	GP-GS	AB	R	H	2B	3B	HR	RBI	TB	SLG%	BB	HP	SO	GDP	OB%	SF	SH
2022*	.370	53-53	211	67	78	13	2	9	56	122	.578	32	12	29	2	.477	1	2
2023	.303	44-43	145	50	44	13	0	4	25	69	.476	31	13	20	4	.458	3	4
TOTAL	.337	97-96	356	117	122	26	2	13	81	191	.527	62	25	49	6	.468	4	6

*Statistics from New Orleans



HITTER PROFILES

10 COLTON LEDBETTER

OF | L/R | JR. | 6-2 | 205
HOOVER, ALA. / SPAIN PARK HS / SAMFORD

QUICK HITS

- Second Team Preseason All-SEC
- Drove in a season-high six runs in the second game of the season.

SINGLE GAME CAREER HIGHS

At Bats	6	vs. SE Louisiana (3/20/22)*
Hits	5	vs. Western Carolina (5/25/22)*
Runs Scored	5	vs. Western Carolina (5/25/22)*
Runs Batted In	9	vs. Western Carolina (5/25/22)*
Doubles	2	2x last at Auburn (4/23/23)
Triples	1	2x last vs. Southern Miss (2/28/23)
Home Runs	2	3x vs. Ole Miss (4/15/23)
Walks	3	4x last vs. Louisiana (3/15/23)
Stolen Bases	3	vs. Arizona State (2/25/23)

*Career-highs from Samford

SPECIALTY STATS

	2023	CAREER
2 Hit Game	9	27
3 Hit Game	3	6
4+ Hit Game	1	4
2 RBI Game	6	11
3 RBI Game	3	9
4+ RBI Game	4	7

LEDBETTER'S GAME-BY-GAME HITTING STATS

DATE	OPP	POS	AB	R	H	RBI	2B	3B	HR	BB	K	SB	CS	AVG
2/17	VMI	LF	4	0	1	0	1	0	0	1	0	1	0	.250
2/18	VMI	LF	5	1	4	6	2	0	1	1	0	0	0	.800
2/19	VMI	LF	4	1	1	0	0	0	0	1	1	1	0	.250
2/21	ULM	LF	5	1	1	0	0	0	0	0	1	0	0	.389
2/22	ULM	CF	5	2	2	4	0	0	0	0	0	0	0	.391
2/24	Arizona State	CF	4	0	0	0	0	0	0	0	2	0	0	.333
2/25	Arizona State	CF	3	0	2	2	0	0	0	1	0	3	0	.367
2/26	Arizona State	CF	2	3	2	4	0	0	1	3	0	2	0	.406
2/28	vs. Southern Miss	CF	3	2	1	3	0	1	0	2	0	0	0	.400
3/3	vs. Ohio State	CF	3	0	1	0	0	0	0	2	2	0	0	.395
3/4	vs. Oklahoma	CF	3	0	0	1	0	0	0	1	1	1	0	.366
3/5	vs. California	CF	4	1	0	1	0	0	0	1	0	0	0	.333
3/7	Valparaiso	CF	3	1	1	2	0	0	0	1	1	0	0	.333
3/10	Lipscomb	CF	5	1	3	0	0	0	0	0	1	0	0	.358
3/11	Lipscomb	CF	3	0	0	0	0	0	0	1	1	1	0	.339
3/11	Lipscomb	CF	2	1	1	0	0	0	0	3	1	1	0	.345
3/14	vs. Nicholls	CF	4	2	1	1	0	0	1	2	1	0	0	.339
3/15	vs. Louisiana	CF	1	1	1	1	1	0	0	3	0	0	1	.349
3/17	vs. Kentucky	CF	4	0	1	0	0	0	0	2	1	0	0	.343
3/18	vs. Kentucky	CF	3	0	1	0	0	0	0	1	0	0	0	.343
3/19	vs. Kentucky	CF	2	0	0	0	0	0	0	2	0	0	0	.333
3/21	Arkansas State	CF	3	4	3	4	1	0	1	0	0	0	0	.360
3/24	Vanderbilt	CF	3	0	1	1	0	0	0	0	1	0	0	.359
3/25	Vanderbilt	CF	4	0	1	0	0	0	0	0	0	1	0	.354
3/26	Vanderbilt	CF	5	1	1	0	0	0	0	0	1	0	0	.345
3/28	Samford	CF	4	1	1	2	0	0	0	1	1	2	0	.341
3/30	South Carolina	DH	5	2	3	2	0	0	1	0	0	1	0	.354
3/31	South Carolina	CF	3	3	1	0	0	0	0	2	0	0	0	.354
4/1	South Carolina	CF	3	0	0	0	0	0	0	1	0	0	0	.343
4/4	Grambling	CF	2	3	2	3	1	0	0	1	0	0	0	.356
4/7	vs. Alabama	CF	5	2	2	1	1	0	0	1	0	0	0	.358
4/8	vs. Alabama	CF	4	0	0	0	0	0	0	0	2	0	0	.345
4/9	vs. Alabama	CF	5	0	1	0	0	0	0	0	2	0	0	.339
4/11	vs. UAB	CF	5	2	2	2	0	0	1	0	0	1	0	.341
4/14	Ole Miss	CF	3	0	0	0	0	0	0	1	0	0	0	.333
4/15	Ole Miss	CF	4	3	2	3	0	0	2	1	1	0	0	.338
4/16	Ole Miss	CF	2	1	0	0	0	0	0	2	1	0	0	.333
4/21	vs. Auburn	CF	3	0	1	0	1	0	0	1	0	0	0	.333
4/22	vs. Auburn	CF	4	1	0	0	0	0	0	1	2	0	0	.324
4/23	vs. Auburn	CF	5	2	2	2	2	0	0	1	0	0	0	.326
4/25	Ole Miss	CF	4	1	1	0	1	0	0	0	0	0	0	.324
4/27	vs. Tennessee	CF	4	1	1	1	0	0	1	1	0	0	0	.322
4/28	vs. Tennessee	CF	5	2	2	0	0	0	0	0	1	1	0	.325
4/29	vs. Tennessee	CF	3	1	1	1	0	0	1	0	0	0	0	.325
TOTALS			160	47	52	47	11	1	11	42	25	16	1	.325

CAREER HITTING STATS

YEAR	AVG	GP-GS	AB	R	H	2B	3B	HR	RBI	TB	SLG%	BB	HP	SO	GDP	OB%	SF	SH
2021*	.271	33-12	59	12	16	8	1	0	5	26	.441	6	0	21	0	.338	0	0
2022*	.318	57-57	211	51	67	16	2	16	57	135	.640	30	4	28	5	.407	3	0
2023	.325	44-44	160	47	52	11	1	11	47	98	.613	42	2	25	2	.466	2	0
TOTAL	.305	134-113	431	110	135	35	4	27	109	259	.565	78	6	75	7	.404	5	0

*Statistics from Samford



HITTER PROFILES

11 KELLUM CLARK

OF | L/R | JR. | 6-4 | 205
BRANDON, MISS. / BRANDON HS

QUICK HITS

- Hit two home runs in a single game for just the second time in his career on Feb. 19

SINGLE GAME CAREER HIGHS

At Bats	6	vs. Ole Miss (4/23/22)
Hits	4	at Auburn (4/23/23)
Runs Scored	3	3x last vs. Grambling (4/4/23)
Runs Batted In	7	vs. Princeton (3/11/22)
Doubles	1	10x last at Tennessee (4/28/23)
Triples	1	2x last at Kentucky (3/19/23)
Home Runs	2	2x last vs. VMI (2/19/23)
Walks	2	5x last at Tennessee (4/28/23)
Stolen Bases	2	2x last at Tennessee (4/28/23)

SPECIALTY STATS

	2023	CAREER
2 Hit Game	11	21
3 Hit Game	1	7
4+ Hit Game	1	1
2 RBI Game	7	14
3 RBI Game	1	7
4+ RBI Game	--	1

CLARK'S GAME-BY-GAME HITTING STATS

DATE	OPP	POS	AB	R	H	RBI	2B	3B	HR	BB	K	SB	CS	AVG
2/17	VMI	RF	5	1	1	1	0	0	0	0	0	0	0	.200
2/18	VMI	RF	4	2	1	0	0	0	0	1	0	0	0	.222
2/19	VMI	RF	3	2	2	2	0	0	2	1	0	0	0	.333
2/21	ULM	RF	2	1	0	0	0	0	0	2	1	0	0	.286
2/24	Arizona State	PH	0	0	0	0	0	0	0	1	0	0	0	.286
2/25	Arizona State	RF	4	0	0	0	0	0	0	0	1	0	0	.222
2/26	Arizona State	RF	4	1	1	1	0	0	0	0	1	0	0	.227
2/28	vs. Southern Miss	RF	4	1	0	0	0	0	0	1	1	0	0	.192
3/3	vs. Ohio State	RF	3	1	0	0	0	0	0	2	2	0	0	.172
3/4	vs. Oklahoma	RF	5	2	2	1	0	0	0	0	0	0	0	.206
3/5	vs. California	RF	5	2	1	2	0	0	1	0	1	0	0	.205
3/7	Valparaiso	RF	3	3	2	1	0	0	1	1	1	0	0	.238
3/10	Lipscomb	RF	4	0	0	0	0	0	0	0	1	0	0	.217
3/11	Lipscomb	RF	4	1	3	1	0	0	1	0	0	0	0	.260
3/11	Lipscomb	RF	5	0	1	0	0	0	0	0	2	0	0	.255
3/14	vs. Nicholls	RF	2	2	1	0	1	0	0	2	0	0	0	.263
3/15	vs. Louisiana	RF	4	0	0	0	0	0	0	0	0	0	0	.246
3/17	vs. Kentucky	RF	4	1	2	3	0	0	1	1	1	0	0	.262
3/18	vs. Kentucky	RF	4	0	0	0	0	0	0	0	1	0	0	.246
3/19	vs. Kentucky	RF	4	2	2	2	0	1	1	0	1	0	0	.260
3/21	Arkansas State	RF	3	1	2	2	1	0	0	0	0	1	0	.276
3/24	Vanderbilt	RF	2	1	1	1	0	0	0	1	1	0	0	.282
3/25	Vanderbilt	RF	4	1	2	0	1	0	0	0	0	0	0	.293
3/26	Vanderbilt	RF	3	2	1	1	0	0	1	1	2	0	0	.294
3/28	Samford	RF	5	0	0	0	0	0	0	0	2	0	0	.278
3/30	South Carolina	RF	3	1	1	0	0	0	0	1	1	0	0	.280
3/31	South Carolina	RF	5	3	2	0	1	0	0	0	1	0	0	.286
4/1	South Carolina	RF	5	1	2	0	0	0	0	0	0	0	0	.291
4/4	Grambling	RF	2	3	2	1	1	0	0	1	0	2	0	.305
4/7	vs. Alabama	RF	4	1	0	0	0	0	0	1	0	0	0	.294
4/8	vs. Alabama	RF	1	0	1	0	1	0	0	2	0	0	0	.300
4/9	vs. Alabama	RF	4	1	1	2	0	0	1	0	1	0	0	.298
4/11	vs. UAB	RF	4	0	1	0	1	0	0	0	2	0	0	.297
4/14	Ole Miss	RF	3	0	0	0	0	0	0	0	1	0	0	.289
4/15	Ole Miss	RF	3	0	1	1	1	0	0	1	2	0	0	.290
4/16	Ole Miss	RF	3	0	1	0	0	0	0	1	0	0	0	.291
4/21	vs. Auburn	RF	3	0	0	0	0	0	0	1	2	0	0	.285
4/22	vs. Auburn	RF	4	1	1	2	0	0	1	0	1	0	0	.284
4/23	vs. Auburn	RF	5	0	4	2	0	0	0	0	0	0	0	.302
4/25	Ole Miss	RF	4	0	0	0	0	0	0	0	2	0	0	.294
4/27	vs. Tennessee	RF	4	2	1	0	0	0	0	0	2	1	0	.293
4/28	vs. Tennessee	RF	3	1	2	0	1	0	0	2	0	2	0	.300
4/29	vs. Tennessee	RF	2	0	0	0	0	0	0	0	0	0	0	.296
TOTALS			152	41	45	26	9	1	10	24	34	6	0	.296

CAREER HITTING STATS

YEAR	AVG	GP-GS	AB	R	H	2B	3B	HR	RBI	TB	SLG%	BB	HP	SO	GDP	OB%	SF	SH
2021	.237	33-26	93	22	22	7	1	5	16	46	.495	14	3	29	1	.355	0	0
2022	.257	55-52	187	41	48	12	1	14	43	104	.556	26	8	47	2	.369	1	0
2023	.296	43-42	152	41	45	9	1	10	26	86	.566	24	1	34	4	.393	0	0
TOTAL	.266	131-120	432	104	115	28	3	29	85	236	.546	64	12	110	7	.375	1	0



HITTER PROFILES

13 NATE CHESTER

INF | R/R | SO. | 6-2 | 190
KANSAS CITY, MO. / LIBERTY NORTH HS / JOHN A. LOGAN CC

QUICK HITS

- Collected first hit as a Dawg on March 7 against Valparaiso.

SINGLE GAME CAREER HIGHS

At Bats	4	at Tennessee (4/28/23)
Hits	1	3x last vs. Arkansas State (3/21/23)
Runs Scored	1	2x last vs. Arizona State (2/26/23)
Runs Batted In	1	vs. Valparaiso (3/7/23)
Doubles	--	--
Triples	--	--
Home Runs	--	--
Walks	1	2x last vs. Arizona State (3/26/23)
Stolen Bases	--	--

SPECIALTY STATS

	2023	CAREER
2 Hit Game	--	--
3 Hit Game	--	--
4+ Hit Game	--	--
2 RBI Game	--	--
3 RBI Game	--	--
4+ RBI Game	--	--

CHESTER'S GAME-BY-GAME HITTING STATS

DATE	OPP	POS	AB	R	H	RBI	2B	3B	HR	BB	K	SB	CS	AVG
2/17	VMI	PH	1	0	0	0	0	0	0	0	0	0	0	.000
2/22	ULM	PH	0	1	0	0	0	0	0	1	0	0	0	.000
2/24	Arizona State	PH	1	0	1	0	0	0	0	0	0	0	0	.500
2/26	Arizona State	PH	0	1	0	0	0	0	0	1	0	0	0	.500
3/5	vs. California	3B	0	0	0	0	0	0	0	0	0	0	0	.500
3/7	Valparaiso	3B	1	0	1	1	0	0	0	0	0	0	0	.667
3/19	vs. Kentucky	PH	1	0	0	0	0	0	0	0	0	0	0	.500
3/21	Arkansas State	PH/3B	1	0	1	0	0	0	0	0	0	0	0	.600
3/24	Vanderbilt	PH	1	0	0	0	0	0	0	0	0	0	0	.500
3/25	Vanderbilt	3B	2	0	0	0	0	0	0	0	1	0	0	.375
4/4	Grambling	3B	2	0	0	0	0	0	0	0	0	0	0	.300
4/28	vs. Tennessee	3B	4	0	0	0	0	0	0	0	1	0	0	.214
4/29	vs. Tennessee	3B	2	0	0	0	0	0	0	0	2	0	0	.188
TOTALS			16	2	3	1	0	0	0	2	4	0	0	.188

CAREER HITTING STATS

YEAR	AVG	GP-GS	AB	R	H	2B	3B	HR	RBI	TB	SLG%	BB	HP	SO	GDP	OB%	SF	SH
2023	.188	14-3	16	2	3	0	0	0	1	3	.188	2	2	4	0	.350	0	0
TOTAL	.188	14-3	16	2	3	0	0	0	1	3	.188	2	2	4	0	.350	0	0



HITTER PROFILES

20 LUKE HANCOCK

INF/C | L/R | SR. | 5-11 | 195
HOUSTON, MISS / HOUSTON HS

QUICK HITS

- Second Team Preseason All-SEC
- 2023 Team Captain

SINGLE GAME CAREER HIGHS

At Bats	6	vs. Missouri (4/29/22)
Hits	3	2x last vs. VMI (2/18/23)
Runs Scored	3	3x last at Auburn (4/22/23)
Runs Batted In	4	2x last vs. Lipscomb (3/11/23)
Doubles	2	2x last vs. Valparaiso (3/7/23)
Triples	--	
Home Runs	2	vs. UT Martin (4/5/22)
Walks	3	3x last vs. Grambling (4/4/23)
Stolen Bases	1	vs. Memphis (3/29/22)

SPECIALTY STATS

	2023	CAREER
2 Hit Game	12	42
3 Hit Game	1	8
4+ Hit Game	--	--
2 RBI Game	7	28
3 RBI Game	1	8
4+ RBI Game	1	3

HANCOCK'S GAME-BY-GAME HITTING STATS

DATE	OPP	POS	AB	R	H	RBI	2B	3B	HR	BB	K	SB	CS	AVG
2/17	VMI	C	4	2	2	1	1	0	0	0	1	0	0	.500
2/18	VMI	C	4	3	3	0	2	0	0	1	0	0	0	.625
2/19	VMI	1B	3	0	1	0	0	0	2	2	1	0	0	.545
2/21	ULM	C	4	1	1	2	0	0	1	0	1	0	0	.467
2/22	ULM	1B	2	2	0	0	0	0	0	1	0	0	0	.412
2/24	Arizona State	1B	2	2	1	0	0	0	0	2	0	0	0	.421
2/25	Arizona State	C	3	0	0	0	0	0	0	1	1	0	0	.364
2/26	Arizona State	C/1B	3	1	1	1	0	0	0	0	1	0	0	.333
2/28	vs. Southern Miss	1B	2	1	0	0	0	0	1	1	0	0	0	.333
3/3	vs. Ohio State	C	4	0	0	0	0	0	0	1	1	0	0	.290
3/4	vs. Oklahoma	1B	5	0	2	2	1	0	0	0	0	0	0	.306
3/5	vs. California	1B	2	1	2	2	1	0	0	2	0	0	0	.342
3/7	Valparaiso	C	3	2	2	1	2	0	0	2	0	0	0	.366
3/10	Lipscomb	1B	4	1	0	1	0	0	0	0	1	0	0	.333
3/11	Lipscomb	C	3	0	1	1	0	0	0	1	0	0	0	.333
3/11	Lipscomb	1B	4	2	2	4	1	0	1	0	0	0	0	.346
3/14	vs. Nicholls	DH	1	1	0	1	0	0	0	3	0	0	0	.340
3/15	vs. Louisiana	1B	3	0	0	0	0	0	0	1	0	0	0	.321
3/17	vs. Kentucky	1B	4	1	1	1	0	0	0	1	0	0	0	.317
3/18	vs. Kentucky	C	1	1	0	0	0	0	0	1	0	0	0	.311
3/21	Arkansas State	C	3	0	2	3	0	0	0	1	0	0	0	.328
3/24	Vanderbilt	1B	3	0	0	0	0	0	0	0	2	0	0	.313
3/25	Vanderbilt	1B	3	1	2	1	0	0	0	1	0	0	0	.329
3/26	Vanderbilt	1B	2	2	2	1	0	0	1	2	0	0	0	.347
3/28	Samford	C/1B	3	1	1	1	0	0	0	2	0	0	0	.347
3/30	South Carolina	C	4	0	1	0	1	0	0	0	0	0	0	.342
3/31	South Carolina	1B	3	1	1	1	1	0	0	0	0	0	0	.341
4/1	South Carolina	1B	4	0	2	0	0	0	0	0	1	0	0	.349
4/4	Grambling	1B	2	3	1	2	1	0	0	3	0	0	0	.352
4/7	vs. Alabama	1B	4	0	1	2	0	0	0	1	1	0	0	.348
4/8	vs. Alabama	1B	3	0	0	0	0	0	0	0	1	0	0	.337
4/9	vs. Alabama	1B	5	0	0	0	0	0	0	0	0	0	0	.320
4/11	vs. UAB	C	3	1	1	1	0	0	1	1	0	0	0	.320
4/14	Ole Miss	1B	3	0	0	0	0	0	0	0	1	0	0	.311
4/15	Ole Miss	1B	2	0	0	0	0	0	0	1	0	0	0	.306
4/16	Ole Miss	1B	3	0	0	0	0	0	0	1	1	0	0	.297
4/21	vs. Auburn	1B	4	0	1	0	0	0	0	0	1	0	0	.296
4/22	vs. Auburn	1B	4	3	2	2	0	0	1	1	1	0	0	.303
4/23	vs. Auburn	1B	5	0	0	0	0	0	0	0	0	0	0	.290
4/25	Ole Miss	1B	4	0	2	1	1	0	0	0	0	0	0	.297
4/27	vs. Tennessee	1B/C	4	0	2	2	1	0	0	0	0	0	0	.303
4/28	vs. Tennessee	C	3	0	0	0	0	0	0	1	0	0	0	.296
4/29	vs. Tennessee	C	2	0	0	0	0	0	0	0	0	0	0	.292
TOTALS			137	33	40	34	13	0	4	37	17	0	0	.292

CAREER HITTING STATS

YEAR	AVG	GP-GS	AB	R	H	2B	3B	HR	RBI	TB	SLG%	BB	HP	SO	GDP	OB%	SF	SH
2019	.326	25-12	43	9	14	4	0	0	14	18	.419	11	3	10	2	.391	1	1
2020	.231	9-8	26	0	6	2	0	0	3	8	.308	2	1	4	0	.342	0	0
2021	.261	68-68	234	40	61	4	0	10	63	95	.406	47	8	17	2	.367	6	0
2022	.278	56-56	216	45	60	9	0	7	32	90	.417	36	12	20	3	.381	3	0
2023	.292	43-43	137	33	40	13	0	4	34	65	.474	37	8	17	3	.455	5	0
TOTAL	.276	201-187	656	127	181	32	0	21	146	276	.421	133	32	68	15	.414	15	1



HITTER PROFILES

22 ROSS HIGHFILL

C | R/R | FR. | 6-0 | 200
MADISON, MISS. / MADISON CENTRAL HS

QUICK HITS

- Made his collegiate debut on Feb. 19 against VMI
- Hit his first career homer against Oklahoma (March 4)
- Hit three home runs against Lipscomb, the first Dawg to do this since 2017

SINGLE GAME CAREER HIGHS

At Bats	5	5x last at Alabama (4/6/23)
Hits	3	3x last at Alabama (4/6/23)
Runs Scored	3	2x last at Auburn (4/23/23)
Runs Batted In	4	2x last at Alabama (4/6/23)
Doubles	2	vs. ULM (2/22/23)
Triples	--	--
Home Runs	3	vs. Lipscomb (3/11/23)
Walks	3	at Auburn (4/23/23)
Stolen Bases	1	2x last at Auburn (4/23/23)

SPECIALTY STATS

	2023	CAREER
2 Hit Game	2	2
3 Hit Game	3	3
4+ Hit Game	--	--
2 RBI Game	5	5
3 RBI Game	--	--
4+ RBI Game	2	2

HIGHFILL'S GAME-BY-GAME HITTING STATS

DATE	OPP	POS	AB	R	H	RBI	2B	3B	HR	BB	K	SB	CS	AVG
2/19/	VMI	C	4	1	1	0	1	0	0	0	1	0	0	.250
2/22/	ULM	C	4	2	3	2	2	0	0	0	0	0	0	.500
2/24	Arizona State	C	3	0	1	1	0	0	0	0	2	0	0	.455
2/26	Arizona State	C	1	0	1	2	1	0	0	0	1	0	0	.500
2/28	vs. Southern Miss	C	3	1	1	0	0	0	0	0	2	0	0	.467
3/4	vs. Oklahoma	C	3	2	2	1	0	0	1	2	1	0	0	.500
3/5	vs. California	C	5	1	0	0	0	0	0	0	0	0	0	.391
3/10	Lipscomb	C	4	1	1	2	0	0	0	0	2	0	0	.370
3/11	Lipscomb	C	5	3	3	4	0	0	3	0	1	0	0	.406
3/14	vs. Nicholls	C	5	0	0	1	0	0	0	0	3	0	0	.351
3/15	vs. Louisiana	C	3	0	0	1	0	0	0	0	1	0	0	.325
3/17	vs. Kentucky	C	4	1	0	0	0	0	0	1	2	0	0	.295
3/18	vs. Kentucky	PH	2	0	0	0	0	0	0	0	1	0	0	.283
3/19	vs. Kentucky	C	3	0	1	0	0	0	0	1	0	0	0	.286
3/24	Vanderbilt	C	3	0	0	0	0	0	0	0	0	0	0	.269
3/25	Vanderbilt	C	3	0	0	0	0	0	0	0	0	0	0	.255
3/26	Vanderbilt	C	4	1	1	1	1	0	0	0	0	0	0	.254
3/28	Samford	PR/C	0	1	0	0	0	0	0	0	0	0	0	.254
3/31	South Carolina	C	5	0	0	0	0	0	0	0	3	0	0	.234
4/1	South Carolina	C	4	0	0	0	0	0	0	0	3	0	0	.221
4/4	Grambling	C	3	1	1	2	0	0	1	0	0	0	0	.225
4/7	vs. Alabama	C	5	2	3	4	0	0	2	0	0	0	0	.250
4/8	vs. Alabama	C	3	0	1	0	1	0	0	0	1	0	0	.253
4/9	vs. Alabama	C	3	1	2	1	0	0	1	1	1	0	0	.268
4/14	Ole Miss	C	3	0	0	0	0	0	0	0	2	0	0	.259
4/15	Ole Miss	C	3	0	0	1	0	0	0	0	2	0	0	.250
4/16	Ole Miss	C	3	1	1	0	0	0	0	0	1	1	0	.253
4/21	vs. Auburn	C	2	0	0	0	0	0	0	0	1	0	0	.247
4/22	vs. Auburn	C	4	0	1	2	0	0	0	0	0	0	0	.247
4/23	vs. Auburn	C	1	3	0	0	0	0	0	3	0	1	0	.245
4/25	Ole Miss	C	4	0	0	0	0	0	0	0	1	0	0	.235
4/27	vs. Tennessee	C	3	0	0	0	0	0	0	0	0	0	0	.229
TOTALS			105	22	24	25	6	0	8	8	32	2	0	.229

CAREER HITTING STATS

YEAR	AVG	GP-GS	AB	R	H	2B	3B	HR	RBI	TB	SLG%	BB	HP	SO	GDP	OB%	SF	SH
2023	.229	32-29	105	22	24	6	0	8	25	54	.514	8	3	32	3	.297	2	2
TOTAL	.229	32-29	105	22	24	6	0	8	25	54	.514	8	3	32	3	.297	2	2



HITTER PROFILES

24 SLATE ALFORD

INF | R/R | SO. | 6-3 | 220
MADISON, ALA. / BOB JONES HS

QUICK HITS

SINGLE GAME CAREER HIGHS

At Bats	5	6x last at UAB (4/11/23)
Hits	4	vs. South Carolina (3/31/23)
Runs Scored	3	at Auburn (4/22/23)
Runs Batted In	5	vs. Grambling (4/4/23)
Doubles	1	2x last vs. Louisiana (3/15/23)
Triples	--	
Home Runs	2	vs. South Carolina (3/31/24)
Walks	3	vs. Princeton (3/11/22)
Stolen Bases	--	

SPECIALTY STATS

	2023	CAREER
2 Hit Game	8	9
3 Hit Game	1	1
4+ Hit Game	1	1
2 RBI Game	3	4
3 RBI Game	3	3
4+ RBI Game	1	1

ALFORD'S GAME-BY-GAME HITTING STATS

DATE	OPP	POS	AB	R	H	RBI	2B	3B	HR	BB	K	SB	CS	AVG
2/17	VMI	3B	4	2	3	2	0	0	0	0	0	0	0	.750
2/18	VMI	3B	5	1	2	0	0	0	0	0	0	0	0	.556
2/19	VMI	3B	5	0	1	0	0	0	0	0	0	0	0	.429
2/21	ULM	3B	3	1	0	0	0	0	0	1	1	0	0	.353
2/22	ULM	3B	3	1	1	2	0	0	1	1	0	0	0	.350
2/24	Arizona State	3B	4	0	1	1	1	0	0	1	2	0	0	.421
2/25	Arizona State	3B	3	1	0	0	0	0	0	0	1	0	0	.364
2/26	Arizona State	3B	3	2	2	1	0	0	0	0	1	0	0	.360
2/28	vs. Southern Miss	3B	4	0	1	1	0	0	0	1	2	0	0	.324
3/3	vs. Ohio State	3B	4	1	0	0	0	0	0	0	1	0	0	.289
3/4	vs. Oklahoma	3B	5	0	0	0	0	0	0	0	1	0	0	.256
3/5	vs. California	3B	4	0	0	0	0	0	0	0	0	0	0	.234
3/11	Lipscomb	PH/3B	1	0	0	0	0	0	0	0	1	0	0	.229
3/14	vs. Nicholls	3B	3	0	0	1	0	0	0	0	1	0	0	.216
3/15	vs. Louisiana	3B	3	1	1	0	1	0	0	0	0	0	0	.222
3/17	vs. Kentucky	3B	5	1	2	0	0	0	0	0	2	0	0	.237
3/18	vs. Kentucky	3B	4	0	0	0	0	0	0	0	0	0	0	.222
3/19	vs. Kentucky	3B	2	0	0	0	0	0	0	1	0	0	0	.215
3/25	Vanderbilt	PH	1	0	1	0	0	0	0	0	0	0	0	.227
3/28	Samford	3B	0	0	0	0	0	0	0	0	0	0	0	.227
3/30	South Carolina	3B	4	1	2	0	0	0	0	0	0	0	0	.243
3/31	South Carolina	3B	4	2	4	3	0	0	2	0	0	0	0	.284
4/1	South Carolina	3B	4	0	0	0	0	0	0	0	1	0	0	.269
4/4	Grambling	3B	3	2	2	5	0	0	1	0	0	0	0	.284
4/7	vs. Alabama	3B	5	1	2	3	0	0	1	0	0	0	0	.291
4/8	vs. Alabama	3B	3	0	0	0	0	0	0	0	1	0	0	.281
4/9	vs. Alabama	3B	3	1	0	0	0	0	0	2	2	0	0	.272
4/11	vs. UAB	3B	5	0	0	0	0	0	0	0	1	0	0	.258
4/14	Ole Miss	3B	3	0	0	0	0	0	0	0	0	0	0	.250
4/15	Ole Miss	3B	4	1	2	0	0	0	0	0	1	0	0	.260
4/16	Ole Miss	3B	3	0	0	0	0	0	0	1	0	0	0	.252
4/21	vs. Auburn	3B	4	0	0	0	0	0	0	0	2	0	0	.243
4/22	vs. Auburn	3B	3	3	2	3	0	0	1	2	0	0	0	.254
4/23	vs. Auburn	3B	4	0	0	0	0	0	0	1	0	0	0	.246
4/25	Ole Miss	3B	3	0	0	0	0	0	0	0	1	0	0	.240
4/27	vs. Tennessee	3B	4	2	1	2	0	0	1	1	2	0	0	.240
TOTALS			125	24	30	24	2	0	7	12	24	0	0	.240

CAREER HITTING STATS

YEAR	AVG	GP-GS	AB	R	H	2B	3B	HR	RBI	TB	SLG%	BB	HP	SO	GDP	OB%	SF	SH
2022	.209	26-9	43	5	9	0	0	1	3	12	.279	9	0	13	1	.346	0	0
2023	.240	36-32	125	24	30	2	0	7	24	53	.424	12	2	24	4	.312	2	0
TOTAL	.232	62-41	168	29	39	2	0	8	27	65	.387	21	2	37	5	.321	2	0



HITTER PROFILES

27 WIL HOYLE

INF | S/R | SR. | 5-10 | 170
DURHAM, N.C. / JORDAN HS / DUKE

QUICK HITS

- Picked up first hit as a Dawg against Nicholls (3/14)

SINGLE GAME CAREER HIGHS

At Bats	6	vs. Pitt (5/8/22)*
Hits	2	vs. Virginia Tech (5/19/22)*
Runs Scored	2	vs. High Point (5/1/22)*
Runs Batted In	4	vs. Pitt (5/8/22)*
Doubles	2	vs. Coastal Carolina (2/20/21)*
Triples	1	vs. UNC Greensboro (3/23/21)*
Home Runs	2	vs. Georgia Tech (4/24/22)*
Walks	2	vs. Virginia Tech (5/21/22)*
Stolen Bases	2	vs. Virginia Tech (5/21/22)*

*Career-highs from Duke

SPECIALTY STATS

	2023	CAREER
2 Hit Game	--	14
3 Hit Game	--	--
4+ Hit Game	--	--
2 RBI Game	--	4
3 RBI Game	--	3
4+ RBI Game	--	1

HOYLE'S GAME-BY-GAME HITTING STATS

DATE	OPP	POS	AB	R	H	RBI	2B	3B	HR	BB	K	SB	CS	AVG
2/17	VMI	PH	1	0	0	0	0	0	0	0	0	0	0	.000
2/22	ULM	PH/SS	1	0	0	0	0	0	0	0	1	0	0	.000
2/24	Arizona State	SS	0	0	0	0	0	0	0	0	0	0	0	.000
2/26	Arizona State	PH/SS	1	0	0	0	0	0	0	0	0	0	0	.000
3/7	Valparaiso	2B	0	0	0	0	0	0	0	0	0	0	0	.000
3/11	Lipscomb	2B	0	0	0	0	0	0	0	0	0	0	0	.000
3/14	vs. Nicholls	PH/2B	1	0	1	1	1	0	0	0	0	0	0	.250
3/21	Arkansas State	2B	3	0	0	0	0	0	0	0	2	0	0	.143
4/4	Grambling	2B	3	1	1	0	0	0	0	1	0	0	0	.200
TOTALS			10	1	2	1	1	0	0	1	3	0	0	.200

CAREER HITTING STATS

YEAR	AVG	GP-GS	AB	R	H	2B	3B	HR	RBI	TB	SLG%	BB	HP	SO	GDP	OB%	SF	SH
2019*	.097	27-6	31	5	3	0	0	0	1	3	.097	4	1	16	0	.222	0	2
2020*	.265	13-9	34	6	9	1	2	1	4	17	.500	3	0	12	0	.324	0	1
2021*	.227	47-33	110	18	25	8	1	3	13	44	.400	16	4	40	0	.344	1	4
2022*	.201	53-50	164	26	33	4	0	4	17	49	.299	26	7	46	3	.333	1	4
2023	.200	9-0	10	1	2	1	0	0	1	3	.300	1	0	3	0	.273	0	0
TOTAL	.198	149-99	346	56	74	15	3	8	37	116	.319	50	12	115	3	.299	2	11

*Statistics from Duke

28 BRYCE HUBBARD

C | L/R | FR. | 5-10 | 210
NORCROSS, GA. / WESLEYAN HS

QUICK HITS

SINGLE GAME CAREER HIGHS

At Bats	2	vs. Grambling (4/4/23)
Hits	1	vs. Grambling (4/4/23)
Runs Scored	--	--
Runs Batted In	1	vs. Grambling (4/4/23)
Doubles	--	--
Triples	--	--
Home Runs	--	--
Walks	--	--
Stolen Bases	--	--

SPECIALTY STATS

	2023	CAREER
2 Hit Game	--	--
3 Hit Game	--	--
4+ Hit Game	--	--
2 RBI Game	--	--
3 RBI Game	--	--
4+ RBI Game	--	--

HUBBARD'S GAME-BY-GAME HITTING STATS

DATE	OPP	POS	AB	R	H	RBI	2B	3B	HR	BB	K	SB	CS	AVG
2/26	Arizona State	PH	1	0	0	0	0	0	0	0	1	0	0	.000
3/21	Arkansas State	C	1	0	0	0	0	0	0	0	0	0	0	.000
4/4	Grambling	PH/C	2	0	1	1	0	0	0	0	0	0	0	.250
TOTALS			4	0	1	1	0	0	0	0	1	0	0	.250

CAREER HITTING STATS

YEAR	AVG	GP-GS	AB	R	H	2B	3B	HR	RBI	TB	SLG%	BB	HP	SO	GDP	OB%	SF	SH
2023	.250	3-0	4	0	1	0	0	0	1	1	.250	0	0	1	0	.250	0	0
TOTAL	.250	3-0	4	0	1	0	0	0	1	1	.250	0	0	1	0	.250	0	0



HITTER PROFILES

33 VON SEIBERT

INF/OF | L/L | JR. | 6-4 | 245
DAPHNE, ALA. / DAPHNE HS / PEARL RIVER CC

QUICK HITS

SINGLE GAME CAREER HIGHS

At Bats	6	vs. Tulane (3/4/22)
Hits	2	vs. Tulane (3/4/22)
Runs Scored	1	vs. Southern (3/23/22)
Runs Batted In	1	vs. Missouri (4/30/22)
Doubles	--	
Triples	--	
Home Runs	--	
Walks	1	vs. Alabama (3/27/22)
Stolen Bases	--	

SPECIALTY STATS

	2023	CAREER
2 Hit Game	--	1
3 Hit Game	--	--
4+ Hit Game	--	--
2 RBI Game	--	--
3 RBI Game	--	--
4+ RBI Game	--	--

SEIBERT'S GAME-BY-GAME HITTING STATS

DATE	OPP	POS	AB	R	H	RBI	2B	3B	HR	BB	K	SB	CS	AVG
2/17	VMI	1B	0	0	0	0	0	0	0	0	0	0	0	.000
2/22	ULM	PH	1	0	0	0	0	0	0	0	1	0	0	.000
2/26	Arizona State	PH	0	0	0	0	0	0	0	1	0	0	0	.000
3/7	Valparaiso	PH	1	0	0	0	0	0	0	0	1	0	0	.000
3/21	Arkansas State	1B	2	0	1	0	0	0	0	0	1	0	0	.250
4/4	Grambling	PH	2	0	0	0	0	0	0	1	0	0	0	.167
TOTALS			4	0	1	0	0	0	0	1	3	0	0	.250

CAREER HITTING STATS

YEAR	AVG	GP-GS	AB	R	H	2B	3B	HR	RBI	TB	SLG%	BB	HP	SO	GDP	OB%	SF	SH
2022	.279	35-4	43	4	12	0	0	0	4	9	.279	6	3	17	0	.404	0	0
2023	.167	6-0	6	0	1	0	0	0	0	1	.167	2	0	3	0	.375	0	0
TOTAL	.265	41-4	49	4	13	0	0	0	4	10	.265	8	3	20	0	.400	0	0

37 HOLLIS PORTER

INF/OF | L/R | FR. | 6-4 | 220
HURLEY, MISS. / EAST CENTRAL HS

QUICK HITS

SINGLE GAME CAREER HIGHS

At Bats	--	--
Hits	--	--
Runs Scored	--	--
Runs Batted In	--	--
Doubles	--	--
Triples	--	--
Home Runs	--	--
Walks	--	--
Stolen Bases	--	--

SPECIALTY STATS

	2023	CAREER
2 Hit Game	--	--
3 Hit Game	--	--
4+ Hit Game	--	--
2 RBI Game	--	--
3 RBI Game	--	--
4+ RBI Game	--	--

PORTER'S GAME-BY-GAME HITTING STATS

DATE	OPP	POS	AB	R	H	RBI	2B	3B	HR	BB	K	SB	CS	AVG
TOTALS														

CAREER HITTING STATS

YEAR	AVG	GP-GS	AB	R	H	2B	3B	HR	RBI	TB	SLG%	BB	HP	SO	GDP	OB%	SF	SH
2023	.000	0-0	0	0	0	0	0	0	0	0	.000	0	0	0	0	.000	0	0
TOTAL	.000	0-0	0	0	0	0	0	0	0	0	.000	0	0	0	0	.000	0	0



HITTER PROFILES

38 BRYCE CHANCE

OF | R/R | R-FR. | 5-10 | 180
RIDGELAND, MISS. / MADISON-RIDGELAND ACADEMY

QUICK HITS

- SEC Co-Freshman of the Week (Feb. 20)

SINGLE GAME CAREER HIGHS

At Bats	5	2x last vs. California (3/5/23)
Hits	3	3x last vs. California (3/5/23)
Runs Scored	2	4x last at UAB (4/11/23)
Runs Batted In	4	vs. VMI (2/18/23)
Doubles	1	4x last vs. Vanderbilt (3/26/23)
Triples	--	--
Home Runs	1	2x last vs. ULM (2/21/23)
Walks	2	3x last vs. Samford (3/28/23)
Stolen Bases	1	5x last vs. Samford (3/28/23)

SPECIALTY STATS

	2023	CAREER
2 Hit Game	5	5
3 Hit Game	3	3
4+ Hit Game	--	--
2 RBI Game	4	4
3 RBI Game	1	1
4+ RBI Game	1	1

CHANCE'S GAME-BY-GAME HITTING STATS

DATE	OPP	POS	AB	R	H	RBI	2B	3B	HR	BB	K	SB	CS	AVG
2/17	VMI	DH	5	2	3	3	1	0	1	0	0	1	0	.600
2/18	VMI	DH	4	1	3	4	0	0	0	1	0	0	0	.667
2/19	VMI	DH	3	1	1	0	0	0	0	1	0	0	0	.583
2/21	ULM	DH	4	1	1	2	0	0	1	0	0	0	0	.500
2/22	ULM	RF	3	1	1	1	0	0	0	1	0	0	0	.474
2/24	Arizona State	RF	4	0	0	0	0	0	0	0	1	0	0	.391
2/25	Arizona State	DH	2	1	0	0	0	0	0	1	0	0	0	.360
2/26	Arizona State	DH	3	1	1	1	0	0	0	0	1	0	0	.357
3/3	vs. Ohio State	DH	3	0	1	0	0	0	0	1	1	0	0	.355
3/4	vs. Oklahoma	LF	3	1	1	2	0	0	0	2	1	1	0	.353
3/5	vs. California	LF	5	1	3	0	1	0	0	0	0	0	0	.385
3/7	Valparaiso	LF	4	2	2	2	0	0	0	1	0	1	0	.395
3/10	Lipscomb	LF	2	2	0	0	0	0	0	2	0	0	0	.378
3/11	Lipscomb	LF	3	0	0	0	0	0	0	1	2	0	0	.354
3/11	Lipscomb	LF	3	1	2	2	0	0	0	0	1	0	0	.373
3/14	vs. Nicholls	LF	3	1	2	2	0	0	0	0	0	1	0	.389
3/15	vs. Louisiana	LF	4	1	1	0	0	0	0	0	0	0	0	.379
3/17	vs. Kentucky	LF	4	1	1	0	0	0	0	1	2	0	0	.371
3/18	vs. Kentucky	LF	4	0	0	0	0	0	0	0	0	0	0	.348
3/19	vs. Kentucky	LF	4	0	0	0	0	0	0	0	0	0	0	.329
3/21	Arkansas State	RF	2	0	1	0	0	0	0	0	0	0	0	.333
3/24	Vanderbilt	LF	2	0	1	0	0	0	0	1	0	0	0	.338
3/25	Vanderbilt	LF	4	0	2	1	1	0	0	0	0	0	0	.346
3/26	Vanderbilt	LF	4	0	2	1	1	0	0	0	0	0	0	.354
3/28	Samford	LF	3	1	1	0	0	0	0	2	0	1	0	.353
4/11	vs. UAB	DH	3	2	1	0	0	0	0	1	0	0	0	.352
4/27	vs. Tennessee	PH	1	0	0	0	0	0	0	0	1	0	0	.348
4/28	vs. Tennessee	DH	3	0	0	1	0	0	0	1	2	0	0	.337
4/29	vs. Tennessee	PH	1	0	0	0	0	0	0	0	0	0	0	.333
TOTALS			93	21	31	21	4	0	2	18	12	5	0	.333

CAREER HITTING STATS

YEAR	AVG	GP-GS	AB	R	H	2B	3B	HR	RBI	TB	SLG%	BB	HP	SO	GDP	OB%	SF	SH
2023	.333	30-26	93	21	31	4	0	2	21	41	.441	18	2	12	3	.443	1	1
TOTAL	.333	30-26	93	21	31	4	0	2	21	41	.441	18	2	12	3	.443	1	1



HITTER PROFILES

40 RYAN WILLIAMS

C | S/R | FR. | 6-2 | 170
CYPRESS, TEXAS / BRIDGELAND HS

QUICK HITS

SINGLE GAME CAREER HIGHS

At Bats	--	--
Hits	--	--
Runs Scored	--	--
Runs Batted In	--	--
Doubles	--	--
Triples	--	--
Home Runs	--	--
Walks	--	--
Stolen Bases	--	--

SPECIALTY STATS

	2023	CAREER
2 Hit Game	--	--
3 Hit Game	--	--
4+ Hit Game	--	--
2 RBI Game	--	--
3 RBI Game	--	--
4+ RBI Game	--	--

WILLIAMS' GAME-BY-GAME HITTING STATS

DATE	OPP	POS	AB	R	H	RBI	2B	3B	HR	BB	K	SB	CS	AVG
------	-----	-----	----	---	---	-----	----	----	----	----	---	----	----	-----

TOTALS

CAREER HITTING STATS

YEAR	AVG	GP-GS	AB	R	H	2B	3B	HR	RBI	TB	SLG%	BB	HP	SO	GDP	OB%	SF	SH
2023	.000	0-0	0	0	0	0	0	0	0	0	.000	0	0	0	0	.000	0	0
TOTAL	.000	0-0	0	0	0	0	0	0	0	0	.000	0	0	0	0	.000	0	0



HITTER PROFILES

42 DAKOTA JORDAN

OF | R/R | FR. | 6-0 | 220
CANTON, MISS. / JACKSON ACADEMY

QUICK HITS

- Made collegiate debut on Feb. 17 against VMI
- First career home run game against ULM (Feb. 22)

SINGLE GAME CAREER HIGHS

At Bats	6	vs. VMI (2/18/23)
Hits	3	2x last vs. South Carolina (3/31/23)
Runs Scored	2	vs. South Carolina (4/1/23)
Runs Batted In	3	5x last at Tennessee (4/28/23)
Doubles	2	2x last at Alabama (4/8/23)
Triples	1	at Tennessee (4/29/23)
Home Runs	1	7x last at Tennessee (4/28/23)
Walks	3	vs. VMI (2/17/23)
Stolen Bases	1	4x last vs. Ole Miss (4/25/23)

SPECIALTY STATS

	2023	CAREER
2 Hit Game	6	6
3 Hit Game	2	2
4+ Hit Game	--	--
2 RBI Game	5	5
3 RBI Game	5	5
4+ RBI Game	--	--

JORDAN'S GAME-BY-GAME HITTING STATS

DATE	OPP	POS	AB	R	H	RBI	2B	3B	HR	BB	K	SB	CS	AVG
2/17	VMI	CF	3	1	1	0	0	0	0	3	1	0	0	.750
2/18	VMI	CF	6	0	1	0	0	0	0	1	0	0	0	.556
2/19	VMI	CF	4	0	1	1	1	0	0	0	0	0	0	.429
2/21	ULM	CR	4	0	1	0	0	0	0	1	1	0	0	.235
2/22	ULM	LF	4	1	1	3	0	0	1	1	0	0	0	.238
2/24	Arizona State	LF	2	1	0	0	0	0	0	2	1	0	0	.217
2/25	Arizona State	LF	4	0	1	0	0	0	0	2	0	0	0	.222
2/26	Arizona State	LF	4	1	1	0	0	0	0	0	1	0	0	.226
2/28	vs. Southern Miss	LF	3	0	1	2	0	0	0	1	0	0	1	.235
3/3	vs. Ohio State	LF	3	0	0	0	0	0	0	1	3	1	0	.216
3/7	Valparaiso	DH	3	1	1	0	0	0	0	1	0	0	0	.225
3/11	Lipscomb	DH	2	0	0	0	0	0	0	1	0	0	0	.214
3/14	vs. Nicholls	PH/OF	1	1	1	0	0	0	0	0	0	0	0	.233
3/21	Arkansas State	LF	3	0	1	2	0	0	0	0	0	0	0	.239
3/24	Vanderbilt	PH	1	0	0	0	0	0	0	0	1	0	0	.234
3/25	Vanderbilt	PH	1	0	0	0	0	0	0	0	1	0	0	.229
3/28	Samford	DH	4	1	3	2	2	0	0	0	1	1	0	.269
3/30	South Carolina	LF	4	0	2	0	0	0	0	0	0	0	1	.286
3/31	South Carolina	LF	3	1	3	3	0	0	1	2	0	0	0	.322
4/1	South Carolina	LF	4	2	2	2	0	0	1	0	1	0	0	.333
4/4	Grambling	LF	4	1	1	0	0	0	0	1	0	1	0	.328
4/7	vs. Alabama	LF	2	1	1	1	1	0	0	2	1	0	0	.333
4/8	vs. Alabama	LF	3	0	1	0	0	0	0	0	1	0	0	.333
4/9	vs. Alabama	LF	4	1	2	1	2	0	0	1	2	0	0	.342
4/11	vs. UAB	LF	3	1	1	3	0	0	1	2	1	0	0	.342
4/14	Ole Miss	LF	4	1	1	1	0	0	1	0	1	0	0	.337
4/15	Ole Miss	LF	5	1	2	2	0	0	0	0	0	0	0	.341
4/16	Ole Miss	LF	4	1	2	3	0	0	1	0	0	0	0	.348
4/21	vs. Auburn	LF	3	0	0	0	0	0	0	1	2	0	0	.337
4/22	vs. Auburn	LF	4	1	0	0	0	0	0	0	2	0	0	.323
4/23	vs. Auburn	LF	5	1	2	0	0	0	0	0	2	0	0	.327
4/25	Ole Miss	LF	3	1	0	0	0	0	0	1	2	1	0	.318
4/27	vs. Tennessee	LF	5	0	1	1	1	0	0	0	0	0	0	.313
4/28	vs. Tennessee	LF	5	1	1	3	0	0	1	0	2	0	0	.308
4/29	vs. Tennessee	LF	1	0	1	1	0	1	0	1	0	0	0	.314
TOTALS			118	21	37	31	7	1	7	21	32	4	2	.314

CAREER HITTING STATS

YEAR	AVG	GP-GS	AB	R	H	2B	3B	HR	RBI	TB	SLG%	BB	HP	SO	GDP	OB%	SF	SH
2023	.314	35-32	118	21	37	7	1	7	31	67	.568	21	1	32	2	.407	4	0
TOTAL	.314	35-32	118	21	37	7	1	7	31	67	.568	21	1	32	2	.407	4	0



HITTER PROFILES

43 LANE FORSYTHE

INF | R/R | JR. | 5-11 | 175
HUMBOLDT, TENN. / TRINITY CHRISTIAN ACADEMY

QUICK HITS

- 2021 College World Series All-Tournament Team
- Hit second career-home run against Arizona State (Feb. 26)

SINGLE GAME CAREER HIGHS

At Bats	5	vs. Samford (5/10/22)
Hits	4	vs. UAB (4/12/22)
Runs Scored	3	vs. Arkansas State (4/13/21)
Runs Batted In	3	vs. North Alabama (5/17/22)
Doubles	1	6x last vs. South Carolina (4/1/23)
Triples	1	vs. Missouri (4/30/22)
Home Runs	1	3x last vs. Vanderbilt (3/25/23)
Walks	3	vs. Ohio State (3/3/23)
Stolen Bases	1	4x last vs. Louisiana (3/15/23)

SPECIALTY STATS

	2023	CAREER
2 Hit Game	6	18
3 Hit Game	--	5
4+ Hit Game	--	1
2 RBI Game	4	7
3 RBI Game	--	2
4+ RBI Game	--	0

FORSYTHE'S GAME-BY-GAME HITTING STATS

DATE	OPP	POS	AB	R	H	RBI	2B	3B	HR	BB	K	SB	CS	AVG
2/17	VMI	SS	3	1	1	0	0	0	0	2	0	1	0	.333
2/18	VMI	SS	4	1	0	1	0	0	0	1	0	1	0	.143
2/19	VMI	SS	4	2	0	1	0	0	0	0	1	1	0	.091
2/21	ULM	SS	2	0	0	0	0	0	0	1	1	0	0	.077
2/22	ULM	SS	2	2	2	0	0	0	0	2	0	0	0	.200
2/24	Arizona State	SS	3	0	1	2	0	0	0	1	0	0	0	.222
2/25	Arizona State	SS	3	0	1	2	0	0	0	0	1	0	0	.238
2/26	Arizona State	SS	3	1	1	1	0	0	1	0	1	0	0	.250
2/28	vs. Southern Miss	SS	3	2	2	0	1	0	0	1	0	0	0	.296
3/3	vs. Ohio State	SS	2	1	1	2	1	0	0	3	0	0	0	.310
3/4	vs. Oklahoma	SS	4	1	1	1	0	0	0	1	1	0	0	.303
3/5	vs. California	SS	3	0	0	0	0	0	0	1	1	0	0	.278
3/7	Valparaiso	SS	2	1	1	0	0	0	0	1	1	0	1	.289
3/10	Lipscomb	SS	4	1	2	0	1	0	0	0	0	0	0	.310
3/11	Lipscomb	SS	3	0	0	0	0	0	0	0	2	0	0	.289
3/11	Lipscomb	SS	3	2	1	0	1	0	0	1	2	0	0	.292
3/14	vs. Nicholls	SS	4	0	2	0	0	0	0	1	1	1	0	.308
3/15	vs. Louisiana	SS	2	0	1	0	0	0	0	0	0	0	0	.315
3/17	vs. Kentucky	SS	4	0	0	0	0	0	0	1	2	0	0	.293
3/18	vs. Kentucky	SS	2	0	0	0	0	0	0	1	1	0	0	.283
3/19	vs. Kentucky	SS	1	0	0	0	0	0	0	2	0	0	0	.279
3/21	Arkansas State	SS	3	0	1	0	0	0	0	0	0	0	0	.281
3/24	Vanderbilt	SS	3	0	1	1	0	0	0	0	0	0	0	.284
3/25	Vanderbilt	SS	3	1	1	2	0	0	1	0	0	0	0	.286
3/26	Vanderbilt	SS	3	0	0	0	0	0	0	0	0	0	0	.274
3/28	Samford	SS	3	0	0	0	0	0	0	1	1	0	0	.263
3/30	South Carolina	SS	3	0	1	0	1	0	0	0	0	0	0	.266
3/31	South Carolina	SS	4	0	0	0	0	0	0	0	1	0	0	.253
4/1	South Carolina	SS	3	0	1	1	1	0	0	0	0	0	0	.256
4/4	Grambling	SS	1	1	0	0	0	0	0	1	0	0	0	.253
4/7	vs. Alabama	SS	4	2	2	0	0	0	0	1	1	0	0	.264
4/8	vs. Alabama	SS	2	1	0	0	0	0	0	1	0	0	0	.258
4/9	vs. Alabama	SS	3	0	0	0	0	0	0	1	1	0	0	.250
4/11	vs. UAB	SS	4	0	2	0	0	0	0	0	1	0	0	.260
4/14	Ole Miss	SS	3	0	0	0	0	0	0	0	1	0	0	.252
4/15	Ole Miss	SS	2	0	0	0	0	0	0	0	1	0	0	.248
4/29	vs. Tennessee	PH	1	0	1	0	0	0	0	0	0	0	0	.255
TOTALS			106	20	27	14	6	0	2	26	21	4	1	.248

CAREER HITTING STATS

YEAR	AVG	GP-GS	AB	R	H	2B	3B	HR	RBI	TB	SLG%	BB	HP	SO	GDP	OB%	SF	SH
2021	.231	59-58	186	30	43	5	0	1	21	51	.274	23	3	56	3	.321	3	3
2022	.273	48-36	110	18	30	3	1	0	12	35	.318	15	1	38	3	.359	2	0
2023	.248	36-36	105	20	26	6	0	2	14	38	.362	26	1	21	3	.402	0	3
TOTAL	.249	144-130	402	68	100	14	1	3	47	124	.309	64	5	115	9	.354	5	6



HITTER PROFILES

44 HUNTER HINES

INF/OF | L/R | SO. | 6-3 | 210
MADISON, MISS. / MADISON CENTRAL HS

QUICK HITS

- 2022 D1 Baseball Freshman All-American
- Has three multi-home run games this season with two coming in SEC play

SINGLE GAME CAREER HIGHS

At Bats	6	3x last at Alabama (4/7/23)
Hits	4	vs. South Carolina (3/31/23)
Runs Scored	4	vs. Georgia (3/20/22)
Runs Batted In	5	vs. Grambling (4/4/23)
Doubles	2	vs. Lipscomb (3/10/23)
Triples	1	vs. Northern Kentucky (2/25/22)
Home Runs	2	3x last at Tennessee (4/28/23)
Walks	3	vs. Memphis (3/29/22)
Stolen Bases	--	

SPECIALTY STATS

	2023	CAREER
2 Hit Game	9	21
3 Hit Game	6	12
4+ Hit Game	1	1
2 RBI Game	4	11
3 RBI Game	5	8
4+ RBI Game	4	7

HINES' GAME-BY-GAME HITTING STATS

DATE	OPP	POS	AB	R	H	RBI	2B	3B	HR	BB	K	SB	CS	AVG
2/17	VMI	1B	3	1	0	0	0	0	0	2	0	0	0	.000
2/18	VMI	1B	6	1	1	1	0	0	1	0	1	0	0	.111
2/21	ULM	1B	4	0	1	1	0	0	0	0	0	0	0	.154
2/22	ULM	DH	3	1	0	0	0	0	0	1	0	0	0	.125
2/24	Arizona State	DH	4	1	2	0	1	0	0	1	1	0	0	.200
2/25	Arizona State	1B	3	1	0	0	0	0	0	1	1	0	0	.174
2/26	Arizona State	1B	4	2	3	3	0	0	1	0	1	0	0	.259
2/28	vs. Southern Miss	DH	3	0	0	1	0	0	0	0	1	0	0	.233
3/3	vs. Ohio State	1B	5	0	0	0	0	0	0	0	1	0	0	.200
3/4	vs. Oklahoma	DH	5	1	1	1	0	0	1	0	1	0	0	.200
3/5	vs. California	DH	5	0	1	1	1	0	0	0	1	0	0	.200
3/7	Valparaiso	1B	4	1	2	2	0	0	1	0	0	0	0	.224
3/10	Lipscomb	DH	4	1	3	4	2	0	1	0	1	0	0	.264
3/11	Lipscomb	1B	4	0	0	0	0	0	0	0	2	0	0	.246
3/11	Lipscomb	DH	5	1	1	2	0	0	1	0	2	0	0	.242
3/14	vs. Nicholls	1B	4	3	2	4	0	0	2	1	0	0	0	.258
3/15	vs. Louisiana	DH	4	0	2	1	1	0	0	0	2	0	0	.271
3/17	vs. Kentucky	DH	5	0	1	3	0	0	0	0	1	0	0	.267
3/18	vs. Kentucky	1B	4	2	1	3	1	0	2	2	1	0	0	.291
3/19	vs. Kentucky	1B	2	1	2	0	0	0	0	0	0	0	0	.309
3/21	Arkansas State	1B	3	2	2	3	0	0	0	0	0	0	0	.321
3/24	Vanderbilt	DH	2	0	0	0	0	0	0	1	2	0	0	.314
3/25	Vanderbilt	DH	4	1	1	0	0	0	0	0	3	0	0	.311
3/26	Vanderbilt	DH	5	0	0	0	0	0	0	0	1	0	0	.295
3/28	Samford	DH	5	1	3	1	1	0	0	0	1	0	0	.310
3/30	South Carolina	1B	5	0	2	1	0	0	0	0	2	0	0	.314
3/31	South Carolina	DH	4	1	4	4	0	0	1	1	0	0	0	.339
4/1	South Carolina	DH	4	0	1	1	1	0	0	0	1	0	0	.336
4/4	Grambling	DH	3	3	3	5	0	0	1	0	0	0	0	.353
4/7	vs. Alabama	DH	6	2	2	1	1	0	1	0	2	0	0	.352
4/8	vs. Alabama	DH	1	0	0	0	0	0	0	1	1	0	0	.350
4/9	vs. Alabama	DH	4	1	1	2	0	0	1	1	1	0	0	.346
4/11	vs. UAB	1B	5	0	1	0	0	0	0	0	2	0	0	.341
4/14	Ole Miss	DH	4	1	1	1	0	0	1	0	1	0	0	.338
4/15	Ole Miss	DH	4	1	1	1	0	0	1	1	2	0	0	.336
4/16	Ole Miss	DH	3	1	1	2	0	0	1	1	0	0	0	.336
4/21	vs. Auburn	DH	4	0	0	0	0	0	0	0	4	0	0	.327
4/22	vs. Auburn	DH	4	1	0	0	0	0	0	1	2	0	0	.318
4/23	vs. Auburn	DH	5	1	2	3	1	0	1	0	2	0	0	.321
4/25	Ole Miss	DH	4	0	1	1	1	0	0	0	2	0	0	.319
4/27	vs. Tennessee	DH	4	1	1	1	0	0	1	1	2	0	0	.317
4/28	vs. Tennessee	1B	4	3	3	3	0	0	2	1	1	0	0	.327
4/29	vs. Tennessee	1B	3	1	0	0	0	0	0	0	2	0	0	.322
TOTALS			171	38	55	55	11	0	21	17	51	0	0	.322

CAREER HITTING STATS

YEAR	AVG	GP-GS	AB	R	H	2B	3B	HR	RBI	TB	SLG%	BB	HP	SO	GDP	OB%	SF	SH
2022	.300	56-56	210	51	63	13	1	16	52	126	.600	29	4	58	4	.393	1	0
2023	.322	43-43	171	38	55	11	0	21	55	129	.754	17	2	51	2	.385	2	0
TOTAL	.310	99-99	381	89	118	24	1	37	107	255	.669	46	6	109	6	.390	3	0