

**OVC CHAMPS**    **NCAA TOURN.**  
 2002 • 2014 • 2015    1998 • 2002  
 2016 • 2021    2016 • 2021  
 2022  
**OVC TOURN. TITLES**  
 1998 • 2002 • 2016  
 2021 • 2022



## SCHEDULE

### February (2-6)

17	at Central Arkansas	W, 11-3
18	at Central Arkansas	L, 0-3
19	at Central Arkansas	L, 4-13
21	at Middle Tennessee <sup>ESPN+</sup>	L, 3-8
25	at Abilene Christian (DH)	L, 0-3; W, 23-2
26	at Abilene Christian (DH)	L, 4-7, L, 4-5

### March (8-6, 0-0 OVC)

1	Evansville	L, 8-14
4	Milwaukee (DH)	L, 1-3; W, 6-5
5	Milwaukee	W, 13-7
7	Indiana State	L, 3-8
8	Indiana State	L, 4-7
10	Butler	W, 8-0
11	Butler	W, 7-2
12	Butler	W, 2-1
14	at Missouri State	L, 1-11
15	Missouri State <sup>ESPN+</sup>	L, 3-7
17	Western Illinois	W, 10-3
18	Western Illinois	W, 4-0
19	Western Illinois	W, 8-7 (F/14)
21	at Arkansas <sup>SEC+</sup>	3 p.m.
24	at SIU Edwardsville*	5 p.m.
25	at SIU Edwardsville*	1 p.m.
26	at SIU Edwardsville*	1 p.m.
29	at Evansville	6 p.m.
31	Little Rock* <sup>ESPN+</sup>	6 p.m.

### April (0-0, 0-0 OVC)

1	Little Rock* <sup>ESPN+</sup>	2 p.m.
2	Little Rock* <sup>ESPN+</sup>	1 p.m.
4	at Murray State	5 p.m.
6	at Southern Indiana*	6 p.m.
7	at Southern Indiana*	2 p.m.
8	at Southern Indiana*	12 p.m.
11	at Southern Illinois	6 p.m.
14	Tennessee Tech* <sup>ESPN+</sup>	6 p.m.
15	Tennessee Tech* <sup>ESPN+</sup>	2 p.m.
16	Tennessee Tech* <sup>ESPN+</sup>	1 p.m.
21	at Morehead State* <sup>ESPN+</sup>	5 p.m.
22	at Morehead State* <sup>ESPN+</sup>	2 p.m.
23	at Morehead State* <sup>ESPN+</sup>	1 p.m.
25	Southern Illinois <sup>ESPN+</sup>	6 p.m.
28	Lindenwood*	6 p.m.
29	Lindenwood*	2 p.m.
30	Lindenwood*	1 p.m.

### May (0-0, 0-0 OVC)

2	Murray State <sup>ESPN+</sup>	6 p.m.
5	at Kansas State <sup>BIG 12 NOW/ESPN+</sup>	6 p.m.
6	at Kansas State <sup>BIG 12 NOW/ESPN+</sup>	4 p.m.
7	at Kansas State <sup>BIG 12 NOW/ESPN+</sup>	1 p.m.
9	Middle Tennessee <sup>ESPN+</sup>	4 p.m.
12	at UT Martin* <sup>ESPN+</sup>	5 p.m.
13	at UT Martin* <sup>ESPN+</sup>	3 p.m.
14	at UT Martin* <sup>ESPN+</sup>	1 p.m.
18	Eastern Illinois* <sup>ESPN+</sup>	6 p.m.
19	Eastern Illinois* <sup>ESPN+</sup>	6 p.m.
20	Eastern Illinois* <sup>ESPN+</sup>	2 p.m.
24	OVC Tournament	Marion, Ill.
25	OVC Tournament	Marion, Ill.
26	OVC Tournament	Marion, Ill.
27	OVC Tournament	Marion, Ill.

All Times Central and Subject to Change  
 \* - Denotes Ohio Valley Conference Game  
 Home Games in Bold



## SOUTHEAST MISSOURI BASEBALL

SEMORedhawks.com // @SEMObaseball

Contact: Jeff Honza, Associate AD Strategic Communications // Office: (573) 651-2933 // redhawk1@me.com

## GAME 23 // Arkansas vs. SOUTHEAST MISSOURI

Mar. 21, 2023 // Tuesday, 3 p.m., CT. // Baum-Walker Stadium // Fayetteville, Ark.  
 Series: Arkansas leads 10-5 // **Live Stats:** SEMORedhawks.com // **Twitter:** @SEMObaseball



**18-2**  
**3-0 SEC**

### Arkansas Razorbacks

Head Coach ..... Dave Van Horn  
 Career Record (Yrs.) ..... 1,399-665 (34 years)  
 Record at Arkansas (Yrs.) ..... 814-425 (21)  
 Southeastern Conference Record ..... 316-252



**10-12**  
**0-0 OVC**

### SEMO REDHAWKS

Head Coach ..... Andy Sawyers  
 Career Record (Yrs.) ..... 252-179 (9)  
 Record at SEMO (Yrs.) ..... 165-152 (7)  
 OVC Record ..... 81-63

## Southeast Missouri Probable Starting Pitchers

#	Name	Ht.	Wt.	Cl.	Hometown (Previous School)
35	Eddie White	6-0	165	Fr.	Kansas City, Mo. (Bishop Miege)

## // Redhawks Travel To SEC Member Arkansas For Midweek

Southeast Missouri (10-12) riding a three-game win streak following a weekend sweep of Western Illinois, will travel to Fayetteville, Ark. to take on #5 Arkansas (18-2, 3-0 SEC) on Tuesday, March 21. First pitch is slated for 3 p.m., CT. at Baum-Walker Stadium

## // Follow the Redhawks

Listen live on the radio at ESPN 1220 AM and 93.5 FM. Rusty Hendricks will call the action. Live stats are available at SEMORedhawks.com. Twitter updates will be provided @SEMObaseball. For tickets, call (573) 651-2113 or purchase online at SEMORedhawks.com/Tickets.

## // Series History

The Redhawks and Hogs have faced off 15 times prior to Tuesday's matchup. Arkansas maintains a 10-5 series advantage with the most recent meeting coming on February 28, 2021 resulting in a 11-4 Arkansas victory. SEMO last defeated UofA on March 18, 2015 by a final score of 12-11.

## // Redhawks Sweep Leathernecks for Second Sweep of Season

The Redhawks picked up three wins over the past weekend beginning on Friday night as LHP Noah Niznik picked up his

second win of the 2023 campaign going 6.2 innings, seven strikeouts, and only two earned runs in a 10-3 drubbing. Saturday, the Redhawks turned to RHP Payton Lawrence who had a career outing. Lawrence, a junio from Dixon, Ill., pitched 8.1 scoreless innings on a chilly afternoon, recording seven strikeouts as the Redhawks took game two of the series, 4-0. Sunday's contest was an extra innings affair as the Redhawks and Leathernecks played to the 14th inning. Trailing 7-6 in the bottom half, short stop Peyton Leeper singled into right field with one out. Leeper swiped the second base bag during the at-bat of right fielder Carlos Aranda. Aranda roped a double into the left-center field gap to plate Leeper, tying the game at seven. Third baseman Chance Resetch singled up the middle to plate Aranda and complete the series sweep, 8-7.

## // Strong Pitching

Over the weekend, the Redhawks pitching staff accumulated a 1.85 earned run average as Saturday's starter Payton Lawrence tossed 8.1 innings of scoreless baseball. LHP Noah Niznik (2.54) and Lawrence (3.54) now lead the pitching staff in ERA. Opposing hitters are hitting just .231 off of Niznik so far



this season, and just .222 off of Lawrence. Niznik leads the team with 28 strikeouts, and Lawrence sits at 23 strikeouts on the season, recording seven in his previous outing.

### // First Double, A BIG One

Carlos Aranda hit his first double of the season on Sunday against Western Illinois. The double plated Peyton Leeper in the bottom of the 14th inning to tie the score with one out. Aranda now has 14 RBI on the season.

### // STEADY AT THE TOP

Redhawks leadoff hitter Jevon Mason has moved his way into the top spot of the Redhawks leaderboard as the left fielder leads the team in average at .297. Mason is also currently tied for the team lead with 17 runs scored (Resetich, 17).

### // Get On, Anyway Possible

SEMO has been getting on base a lot so far through the first 22 games of the season. Peyton Leeper and Carlos Aranda are leading the team with 16 walks a piece. Gunnar Doyle and Nolan Ackerman have reached base safely in nine straight games. Jevon Mason is on an eight-game streak and also leads the team in stolen bases with seven.

### // Southpaw Success

LHP Noah Niznik has been the Redhawks Friday night starter all-season long and leads the Redhawks in earned run average (ERA) with a 2.54-mark. So far he has pitched 28.1 innings and is tied for a team-high two wins on the campaign. He has recorded 28 strikeouts in five games started so far in 2023.

### // Aranda Has The Power

Outfielder Carlos Aranda has five homers on the season to lead the Redhawks clubhouse. The Dominican Republic-native is also the team-leader in slugging percentage at .508.

### // About Arkansas

The Razorbacks come into Tuesday's midweek matchup ranked fifth, according

to D1Baseball.com and just swept Auburn to begin Southeastern Conference play. Arkansas is also in the midst of a 13-game winning streak beginning back on March 1 with a 10-9 victory over Illinois State. Jace Bohrofen leads the team with a .406 batting average, including five home runs and 17 RBIs. Jared Wegner and Tavian Josenberger are next with .384 and .346, respectively.

On the mound, Hagen Smith is 3-0 with a 1.17 ERA in six games started for Arkansas in 2023. He currently leads the team with 34 strikeouts and just three earned runs all season.

### // Miller Named to NCBWA Stopper of the Year Preseason Watch List

Right-hander Kyle Miller was one of four Ohio Valley Conference players named to the 2023 National Collegiate Baseball Writers Association (NCBWA) Stopper of the Year Preseason Watch List. Miller joined Morehead State's John Bakke and Jarrett Miller, and Eastern Illinois' Zane Robbins on the list. Miller, a Preseason All-Ohio Valley Conference selection, went 8-4 with a 3.35 ERA in 24 relief appearances last season. He picked up six saves and led the Redhawks in wins. Miller struck out 47 and walked 14 in 45.2 innings.

### // Season 65

The 2023 campaign marks Southeast Missouri's 65th of college baseball. The Redhawks are in their 32nd season as an NCAA Division I program. SEMO is 1,433-1,169 all-time and 899-781-1 at the NCAA Division I level since the inception of its baseball program. The Redhawks have a 442-301-1 record in Ohio Valley Conference play. SEMO won five OVC regular-season titles (2002, 2014, 2015, 2016, 2021), five OVC Tournament crowns (1998, 2002, 2016, 2021, 2022) and made five NCAA Tournament appearances (1998, 2002, 2016, 2021, 2022) in program history.

### // Redhawks Picked to Win OVC

For the second-straight year, Southeast Missouri (128 pts.) was picked first in

## 2023 OVC Standings (as of Mar. 20)

School	Conference				Overall			
	W	L	T	Pct.	W	L	T	Pct.
SIUE	0	0	0	.000	13	5	0	.722
Eastern Illinois	0	0	0	.000	10	4	0	.714
Little Rock	0	0	0	.000	10	7	0	.588
Morehead St.	0	0	0	.000	9	10	0	.474
Southeast Missouri	0	0	0	.000	10	12	0	.455
Tennessee Tech	0	0	0	.000	8	11	0	.421
Southern Indiana	0	0	0	.000	7	13	0	.350
UT Martin	0	0	0	.000	5	16	0	.238
Lindenwood	0	0	0	.000	3	18	0	.143

## This Weekend's Schedule

Southeast Missouri or SEMO is the preferred reference for Southeast Missouri State University athletic teams. Southeastern Missouri State is NOT an acceptable reference.



the Ohio Valley Preseason Poll selected by the league's Head Coaches and Communications Directors. SEMO received 16 of the 18 possible first-place votes. Morehead State, which earned the other two first-place nods, was picked second with 100 points. Eastern Illinois (89 pts.), Little Rock (86 pts.) and Tennessee Tech (78 pts.) rounded out the top five. SIU Edwardsville (76 pts.), UT Martin (41 pts.), Southern Indiana (26 pts.) and Lindenwood (24 pts.) complete this year's predicted order of finish.

## // Let's Do it Again

Southeast Missouri enters the 2023 season fresh off back-to-back 30-win campaigns. SEMO went 30-22 overall and swept the Ohio Valley Conference regular-season and tournament titles in 2021. A year later, the Redhawks compiled a 37-22 record and win their second OVC Tournament crown in a row. The 37 wins in 2022 are currently the most in a season with Andy Sawyers at the helm. Another 30-win season in 2023 will make Sawyers the third head coach in program history to record three-consecutive 30-win campaigns.

## // Amazing Run

The Redhawks were nearly unbeatable on their home diamond (Capaha Field) in 2022. Southeast Missouri led the nation with a 23-2 home record. The home record was the best in SEMO baseball history. The Redhawks won their first 14 home games a year ago.

## // More Program Firsts

Along with its staggering home record, Southeast Missouri won back-to-back Ohio Valley Conference Tournament titles and made the NCAA Tournament two years in a row for the first time in program history. SEMO won three-straight elimination games to claim its OVC Tournament crown in 2022. The Redhawks advanced to the NCAA Regional in Louisville, Kentucky in 2022 and NCAA Regional in Oxford, Mississippi in 2021.

## // Preseason All-OVC

Outfielders Jevon Mason and Brett Grabe, and right-handed pitcher Kyle Miller represented Southeast Missouri on this year's Preseason All-Ohio Valley Conference Baseball Team. Mason, who hails from West Des Moines, Iowa, garnered OVC All-Tournament Team accolades in 2022. He ranked fourth on the team with a .317 batting average in 59 starts, including 57 in left field. Mason tied for second on the team with 73 hits, ranked tied for third in doubles (14) and third in home runs (14). His 72 runs scored led the conference and rated 23rd in the nation. A native of Sacramento, California, Grabe landed was a Second-Team All-OVC pick last season. He finished third on the team with a .321 batting average as one of four players who hit over .300. He posted 10 home runs, 42 runs scored, 70 hits, three triples and 46 RBI. Grabe collected multiple hits in 22 of his starts, as well. Miller, who is from Eureka, Missouri, joined Grabe as a Second-Team All-OVC selection. He was SEMO's closer who went 8-4 with a 3.35 ERA in 24 relief appearances. Miller picked up six saves and led the Redhawks in wins. He struck out 47 and walked 14 in 45.2 innings.

## // Home Run Record

Southeast Missouri broke a program record with 97 home runs in 2022. Five players hit 10 or more home runs for the Redhawks that year. Three of those five in Lincoln Andrews (15), Jevon Mason (14) and Brett Grabe (10) are back this season. That trio accounted for over 40 percent of the team's home run output. SEMO's 97 home runs ranked third in the Ohio Valley Conference behind Tennessee Tech (114) and SIU Edwardsville (99).

## // 2023 Roster

Southeast Missouri's 2023 roster includes 39 players with nine seniors, 18 juniors, five sophomores and seven freshmen. SEMO welcomes 16 newcomers to this year's club. The Redhawks also have

six returning starters in Brett Grabe (OF), Jevon Mason (OF), Ty Stauss (OF), Lincoln Andrews (INF), Peyton Leeper (INF), Ben Palmer (INF). Grabe, Mason and Stauss are SEMO's top three hitters back. Pitching wise, the Redhawks return Noah Niznik and Collin Wilma, along with relievers Kyle Miller and Anthony Klein.

## // Mason Breaks Single-Season Runs Record

Jevon Mason broke Southeast Missouri's all-time single-season record in runs scored with 72 last season. Mason led the Ohio Valley Conference and ranked 23rd in the nation in that category. He also rated 25th in the country and first in the league with 1.25 runs per game. Mason surpassed current Associate Head Coach and former SEMO standout Trevor Ezell for the new mark.

## // Mr. Clutch

Brett Grabe has relished the role of being a clutch hitter and that showed several times over the course of the 2022 season. Grabe had three walk-off hits and delivered a pair of hits that decided the outcome late in the game a year ago. He delivered a go-ahead single in the top of the 10th inning that sent Southeast Missouri to a win over #22 Dallas Baptist (2/19). Grabe hit a three-RBI triple in the bottom of the seventh to lead SEMO to an 8-5 win over Arkansas State (4/5). His walk-off hits included a single in the bottom of the ninth vs. Murray State (4/10), home run in the bottom of the 10th vs. Morehead State (4/22) and three-RBI double in the bottom of the ninth vs. UT Martin (5/14). Not to mention, Grabe scored the game-winning run in the bottom of the 10th inning vs. Morehead State (4/22).

## // On Deck

Southeast Missouri hosts Indiana State in a midweek series on Mar. 7-8.

## // Welcome Back Kinney

Matthew Kinney returned to Cape Girardeau for his second stint as Southeast Missouri's pitching coach. Kinney spent



## SOUTHEAST MISSOURI BASEBALL NOTES // Arkansas

the fall at Davidson and one year before that at Army West Point as pitching coach and recruiting coordinator. Prior to those moves, he was with the Redhawk from 2016-21 working first as a volunteer assistant before taking over as pitching coach and recruiting coordinator.

### // 2023 Schedule

Southeast Missouri's 2023 baseball schedule includes 56 games with 28 at Capaha Field this spring. SEMO begins the season on the road for its first eight games making trips to Central Arkansas (Feb. 17-19), Middle Tennessee (Feb. 21) and Abilene Christian (Feb. 24-26). The Redhawks play host to Missouri Valley Conference member Evansville (Mar. 1) in their home-opener. That matchup opens a nine-game homestand that includes three-game series vs. Milwaukee (Mar. 3-5) and Butler (Mar. 10-12) and a two-game midweek set against Indiana State (Mar. 7-8). Missouri State (Mar. 14-15), Western Illinois (Mar. 17-19), Arkansas (Mar. 21), Murray State (Apr. 4), Southern Illinois (Apr. 11, Apr. 25) and Kansas State (May 5-7) are the rest of SEMO's non-conference opponents. Arkansas and Missouri State made the NCAA Tournament along with the Redhawks a year ago. The Redhawks start their 24-game Ohio Valley Conference slate at SIU Edwardsville (Mar. 24-26). SEMO will also travel to Southern Indiana (Apr. 6-8), Morehead State (Apr. 21-23) and UT Martin (May 12-14). The Redhawks face Little Rock (Mar. 31-Apr. 2), Tennessee Tech (Apr. 14-16), Lindenwood (Apr. 28-30) and Eastern Illinois (May 18-20) in their home conference series. This year's OVC Tournament will be held May 24-27 at Rent One Park in Marion, Illinois. The event returns to the venue for the first time since 2019. In 2022, SEMO overcame losing its first game to win three-straight and top No. 1 seed Belmont for its second-straight OVC Tournament crown.

continues in 2023 with "Fill the Hill" games. The Redhawks have partnered with Kohlfeld Distributing to bring tailgatedays to Capaha Field during selected games this season. Kohlfeld Distributing will provide complimentary adult beverages to fans who provide proof of legal consuming age for the following dates:

March 31 vs. Little Rock  
April 14 vs. Tennessee Tech  
April 25 vs. Southern Illinois  
April 28 vs. Lindenwood  
May 2 vs. Murray State  
May 19 vs. Eastern Illinois

Bring your own cooler is still permitted during "Fill the Hill" games. Fans are welcome to bring their own coolers stocked with their favorite beverages to the ballpark for a nominal fee at the gate each game. Cost is \$10 per cooler. Coolers may contain beverages only as outside food is prohibited.

### // Fill the Hill Games

A Southeast Missouri baseball tradition







# SOUTHEAST MISSOURI BASEBALL // NUMERICAL ROSTER

No.	Name	Pos.	Ht.	Wt.	Cl.	B/T	Hometown (High School/College)
00	Nathan MacLaren	OF	5-9	160	Fr.	R/R	Zionsville, Ind. (Carmel)
1	Jevon Mason	OF	5-11	202	Sr.	R/R	West Des Moines, Iowa (West Des Moines Valley/Iowa Western CC)
2	Cole Warehime	INF	6-1	185	Fr.	R/R	Downers Grove, Ill. (Downers Grove South)
5	Danny Sperling	INF	6-1	188	Sr.	L/R	Wauconda, Ill. (Wauconda/McHenry County College)
6	Chance Resetich	UT	5-11	185	Jr.	R/R	Hall, Ill. (Hall/Blackhawk College)
7	Kyle Miller	UT	6-2	210	Jr.	R/R	Eureka, Mo. (Eureka)
8	Ty Stauss	UT	5-10	190	Jr.	L/R	Wildwood, Mo. (Lafayette)
9	Gunnar Doyle	UT	6-0	190	Jr.	L/L	Oak Creek, Wis. (Oak Creek/Madison College)
10	Lincoln Andrews	INF	6-4	228	Jr.	L/R	Canon City, Colo. (Canon City )
11	Ben Palmer	INF	6-3	180	Jr.	R/R	Fridley, Minn. (Totino-Grace/Iowa Western CC)
12	Nolan Ackerman	C	6-0	205	Jr.	R/R	Parker, Colo. (Chaparral/College of San Mateo)
13	Caleb Rodgers	INF	5-10	180	Fr.	R/R	Little Rock, Ark. (Pulaski Academy)
14	Peyton Leeper	UT	5-11	200	Jr.	S/R	Mokane, Mo. (South Callaway)
15	Gavin Johnston	RHP	6-2	190	Fr.	R/R	Arnold, Mo. (Seckman)
16	Payton Lawrence	RHP	6-3	180	Jr.	R/R	Dixon, Ill. (Dixon/Blackhawk College)
17	Josh Cameron	OF	6-4	195	Jr.	R/L	Pflugerville, Texas (Hendrickson/Butler County CC)
18	Noah Niznik	LHP	5-11	196	Sr.	L/L	Imperial, Mo. (St. John Vianney)
19	Spencer Parker	OF	6-1	210	Sr.	L/R	Lee's Summit, Mo. (Lee's Summit/Iowa Western CC)
20	Jonah Sarabia	RHP	6-3	185	Fr.	R/R	Columbia, Mo. (Father Tolton)
21	Logan Katen	LHP	6-0	170	Jr.	L/L	Wentzville, Mo. (Holt/Lindenwood)
22	Haden Dow	LHP	6-1	200	Jr.	L/L	St. John, New Brunswick, Canada (Prospects Academy)
23	Brett Graber	OF	6-0	190	Sr.	R/R	Sacramento, Calif. (Capital Christian School/Cosumnes River College)
24	Collin Wilma	RHP	6-4	190	Jr.	R/R	Tinley Park, Ill. (Tinley Park)
25	Ethan Osborne	LHP	6-1	180	So.	L/L	Ashland, Mo. (Southern Boone)
26	Fischer Rausch	RHP	6-5	237	Jr.	R/R	St. Louis, Mo. (Valley Park)
27	Carlos Aranda	OF	6-1	185	Sr.	R/R	Santo Domingo, Dominican Republic (Colegio Triumphare/N. Illinois)
28	Anthony Klein	RHP	6-1	225	R-So.	R/R	St. Louis, Mo. (Parkway Central)
30	Tommy Windt	UT	6-3	212	Jr.	R/R	Orland Park, Ill. (Carl Sandburg/South Suburban College)
31	Michael Laudando	UT	6-2	180	So.	R/R	Westchester, Ill. (St. Laurence/Rockhurst University)
32	Jeb Callaghan	LHP	6-1	222	Sr.	L/L	Yakima, Wash. (Naches Valley/George Washington)
33	Bryce Grossius	RHP	6-2	210	Sr.	R/R	St. Louis, Mo. (St. Mary's)
34	Alex Esker	LHP	6-4	200	So.	L/L	St. Louis, Mo. (Christian Brothers College)
35	Eddie White	RHP	6-0	165	Fr.	R/R	Kansas City, Mo. (Bishop Miege)
36	Tanner Mueller	RHP	6-5	205	So.	R/R	Wentzville, Mo. (Lutheran St. Charles)
37	Hunter Ralls	RHP	6-3	190	Sr.	R/R	Anna, Ill. (Anna-Jonesboro)
38	Esteban Hernandez	RHP	6-0	175	Jr.	R/R	Yuma, Ariz. (Cibola/South Mountain CC)
39	Corbin Guthman	RHP	6-3	190	Fr.	R/R	Murphysboro, Ill. (Murphysboro)
44	Yanluis Ortiz	C	5-10	205	Jr.	R/R	Southlake, Texas (Southlake Carroll/Grayston College)
55	Michael Moore	RHP	6-5	210	Jr.	R/R	Vernon Hills, Ill. (Vernon Hills/McHenry County College)

## Coaches & Staff

3	Andy Sawyers, Head Coach (Seventh Year)
4	Trevor Ezell, Associate Head Coach/Hitting (Third Year)
88	Matthew Kinney, Assistant Coach/Pitching (First Year)
99	Harrison Heffley, Volunteer Assistant (First Year)
40	Connery O'Donnell, Student Assistant
	Ryan Napoli, Strength & Conditioning
	Ben Fox, Athletic Trainer
	Connor Rooney, Manager
	Kaiyu Atsumi, Manager

## Pronunciations

Carlos Aranda	ah-RON-duh
Bryce Grossius	grocius (like grocery)
Logan Katen	KAY-ten
Jevon Mason	JUH-von
Noah Niznik	nez-nick
Yanluis Ortiz	yan-lou-ees
Chance Resetich	ruh-set-itch
Jonah Sarabia	suh-ROB-ee-uh
Ty Stauss	stauss (sounds like house)

# SOUTHEAST MISSOURI BASEBALL // ALPHABETICAL ROSTER



No.	Name	Pos.	Ht.	Wt.	Cl.	B/T	Hometown (High School/College)
12	Nolan Ackerman	C	6-0	205	Jr.	R/R	Parker, Colo. (Chaparral/College of San Mateo)
10	Lincoln Andrews	INF	6-4	228	Jr.	L/R	Canon City, Colo. (Canon City )
27	Carlos Aranda	OF	6-1	185	Sr.	R/R	Santo Domingo, Dominican Republic (Colegio Triumphare/N. Illinois)
32	Jeb Callaghan	LHP	6-1	222	Sr.	L/L	Yakima, Wash. (Naches Valley/George Washington)
17	Josh Cameron	OF	6-4	195	Jr.	R/L	Pflugerville, Texas (Hendrickson/Butler County CC)
22	Haden Dow	LHP	6-1	200	Jr.	L/L	St. John, New Brunswick, Canada (Prospects Academy)
9	Gunnar Doyle	UT	6-0	190	Jr.	L/L	Oak Creek, Wis. (Oak Creek/Madison College)
34	Alex Esker	LHP	6-4	200	So.	L/L	St. Louis, Mo. (Christian Brothers College)
23	Brett Graber	OF	6-0	190	Sr.	R/R	Sacramento, Calif. (Capital Christian School/Cosumnes River College)
33	Bryce Grossius	RHP	6-2	210	Sr.	R/R	St. Louis, Mo. (St. Mary's)
39	Corbin Guthman	RHP	6-3	190	Fr.	R/R	Murphysboro, Ill. (Murphysboro)
38	Esteban Hernandez	RHP	6-0	175	Jr.	R/R	Yuma, Ariz. (Cibola/South Mountain CC)
15	Gavin Johnston	RHP	6-2	190	Fr.	R/R	Arnold, Mo. (Seckman)
21	Logan Katen	LHP	6-0	170	Jr.	L/L	Wentzville, Mo. (Holt/Lindenwood)
28	Anthony Klein	RHP	6-1	225	R-So.	R/R	St. Louis, Mo. (Parkway Central)
31	Michael Laudando	UT	6-2	180	So.	R/R	Westchester, Ill. (St. Laurence/Rockhurst University)
16	Payton Lawrence	RHP	6-3	180	Jr.	R/R	Dixon, Ill. (Dixon/Blackhawk College)
14	Peyton Leeper	UT	5-11	200	Jr.	S/R	Mokane, Mo. (South Callaway)
00	Nathan MacLaren	OF	5-9	160	Fr.	R/R	Zionsville, Ind. (Carmel)
1	Jevon Mason	OF	5-11	202	Sr.	R/R	West Des Moines, Iowa (West Des Moines Valley/Iowa Western CC)
7	Kyle Miller	UT	6-2	210	Jr.	R/R	Eureka, Mo. (Eureka)
55	Michael Moore	RHP	6-5	210	Jr.	R/R	Vernon Hills, Ill. (Vernon Hills/McHenry County College)
36	Tanner Mueller	RHP	6-5	205	So.	R/R	Wentzville, Mo. (Lutheran St. Charles)
18	Noah Niznik	LHP	5-11	196	Sr.	L/L	Imperial, Mo. (St. John Vianney)
44	Yanluis Ortiz	C	5-10	205	Jr.	R/R	Southlake, Texas (Southlake Carroll/Grayston College)
25	Ethan Osborne	LHP	6-1	180	So.	L/L	Ashland, Mo. (Southern Boone)
11	Ben Palmer	INF	6-3	180	Jr.	R/R	Fridley, Minn. (Totino-Grace/Iowa Western CC)
19	Spencer Parker	OF	6-1	210	Sr.	L/R	Lee's Summit, Mo. (Lee's Summit/Iowa Western CC)
37	Hunter Ralls	RHP	6-3	190	Sr.	R/R	Anna, Ill. (Anna-Jonesboro)
26	Fischer Rausch	RHP	6-5	237	Jr.	R/R	St. Louis, Mo. (Valley Park)
6	Chance Resetich	UT	5-11	185	Jr.	R/R	Hall, Ill. (Hall/Blackhawk College)
13	Caleb Rodgers	INF	5-10	180	Fr.	R/R	Little Rock, Ark. (Pulaski Academy)
20	Jonah Sarabia	RHP	6-3	185	Fr.	R/R	Columbia, Mo. (Father Tolton)
5	Danny Sperling	INF	6-1	188	Sr.	L/R	Wauconda, Ill. (Wauconda/McHenry County College)
8	Ty Stauss	UT	5-10	190	Jr.	L/R	Wildwood, Mo. (Lafayette)
2	Cole Warehime	INF	6-1	185	Fr.	R/R	Downers Grove, Ill. (Downers Grove South)
35	Eddie White	RHP	6-0	165	Fr.	R/R	Kansas City, Mo. (Bishop Miege)
24	Collin Wilma	RHP	6-4	190	Jr.	R/R	Tinley Park, Ill. (Tinley Park)
30	Tommy Windt	UT	6-3	212	Jr.	R/R	Orland Park, Ill. (Carl Sandburg/South Suburban College)

## Roster Breakdown

Total Squad Members	39
Seniors	9
Juniors	18
Sophomores	5
Freshmen	7
Newcomers	16
Position Starters Returning/Lost	6/3
Starting Pitchers Returning/Lost	2/1






# SOUTHEAST MISSOURI BASEBALL // RADIO/TV ROSTER



Nathan MacLaren  
OF / 5-9 / 190 / Fr. / R-R  
Zionsville, Ind.



Jevon Mason  
OF / 5-11 / 202 / Sr. / R-R  
West Des Moines, Iowa



Cole Warehime  
INF / 6-1 / 185 / Fr. / R-R  
Downers Grove, Ill.



Danny Sperling  
INF / 6-1 / 188 / Sr. / L-R  
Wauconda, Ill.



Chance Resetich  
UT / 5-11 / 185 / Jr. / R-R  
Hall, Ill.




Kyle Miller  
UT / 6-2 / 210 / Jr. / R-R  
Eureka, Mo.



Ty Stauss  
UT / 5-10 / 190 / Jr. / L-R  
Wildwood, Mo.



Gunnar Doyle  
UT / 6-0 / 190 / Jr. / L-L  
Oak Creek, Wis.



Lincoln Andrews  
INF / 6-4 / 228 / Jr. / L-R  
Canon City, Colo.



Ben Palmer  
INF / 6-3 / 180 / Jr. / R-R  
Fridley, Minn.



Nolan Ackerman  
C / 6-0 / 205 / Jr. / R-R  
Parker, Colo.




Caleb Rodgers  
INF / 5-10 / 180 / Fr. / R-R  
Little Rock, Ark.



Peyton Leeper  
UT / 5-11 / 200 / Jr. / S-R  
Mokane, Mo.



Gavin Johnston  
RHP / 6-2 / 190 / Fr. / R-R  
Arnold, Mo.



Payton Lawrence  
RHP / 6-3 / 180 / Jr. / R-R  
Dixon, Ill.



Josh Cameron  
OF / 6-4 / 195 / Jr. / R-L  
Pflugerville, Texas



Noah Niznik  
LHP / 5-11 / 196 / Sr. / L-L  
Imperial, Mo.




Spencer Parker  
OF / 6-1 / 210 / Sr. / L-R  
Lee's Summit, Mo.



Jonah Sarabia  
RHP / 6-3 / 185 / Fr. / R-R  
Columbia, Mo.



Logan Katen  
LHP / 6-0 / 170 / Jr. / L-L  
Wentzville, Mo.



Haden Dow  
LHP / 6-1 / 200 / Jr. / L-L  
New Brunswick, Canada




Brett Graber  
OF / 6-0 / 190 / Sr. / R-R  
Sacramento, Calif.



Collin Wilma  
RHP / 6-4 / 190 / Jr. / R-R  
Tinley Park, Ill.



Ethan Osborne  
LHP / 6-1 / 180 / So. / L-L  
Ashland, Mo.



Fischer Rausch  
RHP / 6-5 / 237 / Jr. / R-R  
St. Louis, Mo.



# SOUTHEAST MISSOURI BASEBALL // RADIO/TV ROSTER



**27**  
Carlos Aranda  
OF / 6-1 / 185 / Sr. / R-R  
Santo Domingo, Dominican Rep.



**28**  
Anthony Klein  
RHP / 6-1 / 225 / R-So. / R-R  
St. Louis, Mo.



**30**  
Tommy Windt  
RHP / 6-3 / 212 / Jr. / R-R  
Orland Park, Ill.



**31**  
Michael Laudando  
RHP / 6-2 / 180 / So. / R-R  
Westchester, Ill.



**32**  
Jeb Callaghan  
LHP / 6-1 / 222 / Sr. / L-L  
Yakima, Wash.




**33**  
Bryce Grossius  
RHP / 6-2 / 210 / Sr. / R-R  
St. Louis, Mo.



**34**  
Alex Esker  
LHP / 6-4 / 200 / So. / L-L  
St. Louis, Mo.




**35**  
Eddie White  
RHP / 6-0 / 165 / Fr. / R-R  
Kansas City, Mo.



**36**  
Tanner Mueller  
RHP / 6-5 / 205 / So. / R-R  
Wentzville, Mo.



**37**  
Hunter Ralls  
RHP / 6-3 / 190 / Sr. / R-R  
Anna, Ill.



**38**  
Esteban Hernandez  
RHP / 6-0 / 175 / Jr. / R-R  
Yuma, Ariz.



**39**  
Corbin Guthman  
RHP / 6-3 / 190 / Fr. / R-R  
Murphysboro, Ill.



**44**  
Yanluis Ortiz  
C / 5-10 / 205 / Jr. / R-R  
Southlake, Texas



**55**  
Michael Moore  
RHP / 6-5 / 210 / Jr. / R-R  
Vernon Hills, Ill.



**3**  
Andy Sawyers  
Head Coach  
Seventh Year




**4**  
Trevor Ezell  
Associate Head Coach  
Third Year




**88**  
Matthew Kinney  
Assistant Coach  
First Year



**99**  
Harrison Heffley  
Volunteer Assistant Coach  
First Year




**40**  
Connery O'Donnell  
Student Assistant Coach  
First Year




Connor Rooney  
Manager



Kaiyu Atsumi  
Manager



Ryan Napoli  
Director of Sports  
Performance



Ben Fox  
Athletic Trainer



REDHAWK BASEBALL

## Andy SAWYERS

Head Coach // Seventh Year // Nebraska, 1998

**T**he 2023 season marks Andy Sawyers' seventh as Southeast Missouri's head coach.

In the last two years alone, Sawyers led SEMO to one Ohio Valley Conference regular-season title, back-to-back OVC Tournament crowns and two NCAA Tournament appearances. For the first time in program history, the Redhawks claimed the league's OVC Tournament title and advanced to the NCAA Tournament in consecutive seasons during the 2021 and 2022 campaigns.

During the 2022 season, SEMO compiled a 37-22 overall record and finished second in the OVC with a 16-8 mark. The Redhawks, after dropping their first game of the conference tournament, won three-straight elimination games to secure their second-straight OVC Tournament championship. SEMO outlasted top-seeded Belmont, 5-4, in 10 innings to get the title.

The Redhawks later represented the OVC at the NCAA Regional in Louisville, Kentucky. That trip came a year after SEMO advanced to the NCAA Regional in Oxford, Mississippi.

SEMO was nearly unbeatable at home in 2022, where it led the

nation with a 23-2 record. The Redhawks won their first 14 games at Capaha Field en route to their best home record in program history. In addition, the Redhawks finished the year with 24 come-from-behind victories.

The Redhawks hit a program record 97 home runs with five players getting 10 or more. SEMO also had seven All-OVC selections, two American Baseball Coaches Association (ABCA)/Rawlings All-South Region picks and one draft pick (Andrew Keck, 10th round, Atlanta Braves) in 2022.

Academically, SEMO's baseball team recently recorded a 3.45 grade point average for its best fall term GPA in program history. During the 2021-22 academic year, the Redhawks had two OVC Medal of Honor recipients and 20 Commissioner's Honor Roll selections.

In terms of winning percentage, Sawyers' baseball program is the second-winningest in SEMO's Department of Athletics with a .546 percentage over the last seven seasons. The Redhawks accumulated a total of 194 wins and won at a .592 rate in OVC play (103-71). SEMO won 30 or more games

each of the last two years and Sawyers is in position to become the third head coach in program history to post three-consecutive 30-win seasons.

Sawyers was named OVC Coach of the Year after leading SEMO to a sweep of league's regular-season and tournament titles in 2021. The Redhawks finished that championship season with an overall 30-22 record and 17-10 in the OVC. SEMO recorded 30 wins in a season for the first time with Sawyers at the helm and posted series wins in eight of its nine series against league foes in 2021.

Sawyers coached his first OVC Specialty Award-Winner when left-hander Dylan Dodd was tabbed the league's Pitcher of the Year.

Dodd later became the highest draft pick in program history when he was selected in the third round by the Atlanta Braves in the 2021 Major League Draft. Additionally, Dodd wrapped up his final college season as a Second-Team Collegiate Baseball All-American.

Statistically, SEMO led the OVC with 14 saves and a .967 fielding percentage after committing just 49 errors in 52 contests. The Redhawks were also second in the conference in wins as their 30 victories marked the most in a season in five years.

In 2020, SEMO had an overall record of 9-8 and a 2-1 mark in OVC play when its season abruptly ended due to a global COVID-19 pandemic. The Redhawks heated up to win seven of nine contests prior to the end of competition.

The Redhawks led the OVC in batting average (.314), hits (188), triples (9), plate appearances (707), at-bats (598), hit by pitch (26), stolen bases (36), fewest walks allowed (54) and fielding percentage (.976), and rated second

in slugging percentage (.503), on-base percentage (.404), runs (129), RBI (121) and home runs (21) at the time their 2020 campaign came to a close. SEMO also ranked among the top 10 teams in the nation in hits (6th) and triples (8th).

Individually, Justin Dirden led the conference in slugging percentage (.900), RBI (26), home runs (9), hits (29), total bases (63) and stolen bases (9) before signing as an undrafted free agent with the Houston Astros.

Shortstop Tyler Wilber topped the OVC in runs (26) and center fielder Danny Wright tied a league-high with 29 hits when play was suspended.

Pitching wise, left-handers Dylan Dodd (2-1, 36 Ks) and Noah Niznik (3-0, 15 Ks) were a combined 5-1 with 51 strikeouts and two complete game shutouts through four starts in 2020.

Before they took the field in 2019, the Redhawks ushered in a state-of-the-art hitting facility adjacent to Capaha Field. The 4,000-square foot facility can fit up to four batting cages and is equipped with portable pitching mounds. It also had Hit Trax Rapsodo technology which is used to enhance overall player performance through real-time stats and performance metrics.

SEMO went 23-32 during an injury-riddled 2019 campaign. The Redhawks played without five of their position starters for much of the season.

Despite the misfortune with injuries, SEMO had a pair of All-OVC performers in Wilber and Niznik.

A First-Team selection, Wilber led the OVC with a .383 batting average and was the Redhawks leader in hits (80) doubles (19), triples (3), RBI (40), slugging percentage (.531) and on-base percentage (.480).



Niznik, who landed a spot on the All-Newcomer Team, started 13 games as a freshman. He led the team with a 3.63 ERA, ranked second in innings (62) and third in both strikeouts (49) and wins (3).

The year before that, Sawyers guided the 2018 squad to the program's 13th consecutive OVC Tournament berth as the Redhawks finished 27-30 overall and second in the conference with a 20-10 record.

That team produced three First-Team All-OVC performers, including Carlos Vega, Trevor Ezell and Dirden.

Sawyers was hired as the sixth head coach in program history on July 29, 2016.

In his first year as an NCAA Division I head coach in 2017, Sawyers led the Redhawks to a winning season (29-26 overall, 16-14 OVC). He also picked up his first career OVC Tournament win along the way.

First-Team pick Dan Holst, Second-Team selections Brian Lees, Chris Osborne, Justin Murphy and Clay Chandler, and All-Newcomer Team member Danny Wright formed a group of six All-OVC players in Sawyers' debut season as a Division I head coach.

In all, Sawyers has over two decades worth of collegiate coaching experience.

Prior to arriving in Cape Girardeau, he worked two seasons as the Associate Head Coach/Offensive Coordinator at Big 12 Conference member Kansas State. There, Sawyers oversaw the hitters and catchers, while helping coordinate recruiting efforts.

Sawyers has coached in two College World Series, two NCAA Super Regionals and nine NCAA Tournaments during his coaching tenure. He has mentored 41 Major

League Baseball draft picks, including two first-round selections and ten top-10 round picks.

The Wildcats ranked fourth in the Big 12 offensively with a .284 team batting average in 2016. K-State's offense registered a .400 slugging percentage and .372 on-base percentage, scored 335 runs, had 550 hits, belted 100 doubles, notched 17 triples, and finished with 30 home runs and 300 RBI.

Sawyers coached freshman Josh Rolette who garnered Louisville Slugger Freshman All-American honors in 2016. He also helped mentor Jake Scudder who was named Big 12 Newcomer of the Year. The Wildcats had three student-athletes on the All-Big 12 Teams that season.

The 2015 and 2016 campaigns were Sawyers' second stint at K-State.

He previously served as an assistant coach for the Wildcats in 2009 and 2010. Sawyers helped lead K-State to an 80-30-1 record and the first two NCAA Regional appearances in school history over that span.

The 2009 season was a year of power for the Wildcats under Sawyers. The team hit 22 triples and 58 home runs, most in both categories since 1997. The offense shined when it came to stolen bases as the 149 steals were second-most in the nation and just two shy of breaking the Big 12 record. Overall, the team finished among Big 12 leaders in on-base percentage (2nd, .399), runs scored (2nd, 458), hits (2nd, 675), RBI (2nd, 420), doubles (3rd, 123), and fewest strikeouts (4th, 393).

Six Wildcats claimed All-Big 12 honors in 2009, including outfielder Nick Martini, who also garnered Louisville Slugger Freshman All-

America honors, and Justin Bloxom and Carter Jurica, who finished fourth and eighth, respectively, in the Big 12 in batting average.

The 2010 squad matched the success of 2009 by also reaching the NCAA postseason, and the offense topped the previous season totals in batting average (.323 in 2010; .317 in 2009), runs per game (7.6 vs. 7.4) and OBP (.426 vs. .399).

Before K-State, Sawyers spent four seasons as Associate Head Coach at Texas A&M (2011-14). Those four seasons at Texas A&M represented the end of Sawyers' five-year stint with the Aggies after he spent 2008 as a volunteer assistant coach.

In each of those five seasons, Sawyers helped Texas A&M reach an NCAA Regional while also winning a pair of Big 12 championships. In addition, he coached standouts Tyler Naquin - 2011 Big 12 Player of the Year, All-American and a first round pick by the Cleveland Indians in 2012 - and Krey Bratson, a 2011 Freshman All-American.

Before his appointment at Texas A&M in 2008, Sawyers worked with current Aggie head coach Rob Childress as an assistant coach and recruiting coordinator at Nebraska from 2003-07.

While in Lincoln, he helped the Huskers earn four trips to the NCAA Tournament, including an appearance at the 2005

## ■ The Sawyers File

**Experience:**  
23rd Year (Seventh at SEMO)

**Hometown:**  
Willits, Calif.

**Birthdate:**  
May 24, 1975

**Alma Mater:**  
Nebraska, 1998

**Education:**  
B.A. History (Nebraska)  
M.S. Education (Nebraska)

**Date Hired:**  
July 29, 2016

**Family:**  
Wife - Dena  
Children - A.J., Alex

**Playing Experience:**  
Point Loma Nazarene, 1994  
Mendocino College, 1996  
Nebraska, 1997-98

**Coaching Experience:**  
Northwestern State, Volunteer Asst., 1999  
Nebraska, Volunteer Asst., 2000  
Hutchinson CC, Head Coach, 2001-02  
Nebraska, Assistant Coach, 2003-07  
Texas A&M, Volunteer Asst., 2008  
Kansas State, Assistant Coach, 2009-10  
Texas A&M, Assoc. Head Coach, 2011-14  
Kansas State, Assoc. Head Coach, 2015-16  
Southeast Missouri, Head Coach, 2017-pr.





## SOUTHEAST MISSOURI BASEBALL // HEAD COACH ANDY SAWYERS

CollegeWorld Series. Sawyers, who lettered two years at Nebraska, worked with 12 Huskers who were selected in the MLB Draft, including Alex Collegiate Baseball.

After working as the volunteer assistant at Nebraska in 2000, Sawyers worked the 2001 and 2002 seasons as head coach at Hutchinson Community College, compiling an 87-30 record and two postseason berths. In 2001, the Dragons went 40-16 and won the Jayhawk West Sub-Regional, while the 2002 squad set a school record with 47 wins and was ranked as high as seventh by the NJCAA.

Sawyers' coaching career began at Northwestern (La.) State in 1999 as a volunteer assistant coach, helping the Demons finish second in the Southland Conference.

He first played collegiately at Point Loma (Calif.) Nazarene College in 1994. Following a year off, he played at Mendocino (Calif.) Junior College in 1996 before finishing up his playing career at Nebraska.

A native of Willits, California, Sawyers received his bachelor (1998) and master's (2000) degrees from Nebraska. He is married to the former Dena Lindeblad and the couple have two sons, Andrew James (A.J.) and Alex.

### Sawyers' Year-by-Year Records

Year	School	Assignment	Record	Conf./Finish	Postseason
1999	Northwestern State	Volunteer Assistant	38-21	18-9/2nd	-
2000	Nebraska	Volunteer Assistant	51-17	21-9/2nd	NCAA Super Regional
2001	Hutchinson CC	Head Coach	40-16	-	Sub-Regional
2002	Hutchinson CC	Head Coach	47-11	-	Sub-Regional
2003	Nebraska	Assistant Coach	47-18	20-7/1st	NCAA Regional
2004	Nebraska	Assistant Coach	36-23	11-16/8th	-
2005	Nebraska	Assistant Coach	57-15	19-8/1st	NCAA College World Series
2006	Nebraska	Assistant Coach	42-17	17-10/3rd	NCAA Regional
2007	Nebraska	Assistant Coach	32-27	14-13/4th	NCAA Regional
2008	Texas A&M	Volunteer Assistant	46-19	19-8/1st	NCAA Super Regional
2009	Kansas State	Assistant Coach	43-18-1	14-11-1/4th	NCAA Regional
2010	Kansas State	Assistant Coach	37-22	14-12/3rd	NCAA Regional
2011	Texas A&M	Assoc. Head Coach	47-22	19-8/1st	NCAA College World Series
2012	Texas A&M	Assoc. Head Coach	43-18	16-8/2nd	NCAA Regional
2013	Texas A&M	Assoc. Head Coach	34-29	13-16/6th	NCAA Regional
2014	Texas A&M	Assoc. Head Coach	36-26	14-16/5th	NCAA Regional
2015	Kansas State	Assoc. Head Coach	27-30	10-14/6th	-
2016	Kansas State	Assoc. Head Coach	26-31	8-16/8th	-
2017	Southeast Missouri	Head Coach	29-26	16-14/5th	OVC Tournament
2018	Southeast Missouri	Head Coach	27-30	20-10/2nd	OVC Tournament
2019	Southeast Missouri	Head Coach	23-32	10-20/10th	-
2020*	Southeast Missouri	Head Coach	9-8	2-1	-
2021	Southeast Missouri	Head Coach	30-22	17-10/1st	NCAA Regional
2022	Southeast Missouri	Head Coach	37-22	16-8/2nd	NCAA Regional
2023	Southeast Missouri	Head Coach	10-12	0-0	-

\* - Season ended due to COVID-19 pandemic

Overall Record as a Head Coach: 252-179 (9 years)

Record at Southeast Missouri, 165-152, 81-63 Ohio Valley Conference (7 years)

Record at Hutchinson CC, 87-27 (2 years)

Record as a college associate head coach, 213-156

Record as a college assistant coach, 294-140-1

Record as a volunteer assistant coach, 135-57

Coaching Honors

2021 OVC Coach of the Year





## 2023 Statistics

Record: 10-12 Home: 8-5 Away: 2-7 OVC: 0-0

Player	avg	gp-gs	ab	r	h	2b	3b	hr	rbi	tb	slg%	bb	hp	so	gdp	ob%	sf	sh	sb-att	po	a	e	fld%
1 MASON, Jevon	.297	21-19	74	17	22	3	0	2	12	31	.419	10	4	24	1	.404	1	1	7-7	49	1	0	1.000
17 CAMERON, Josh	.282	22-22	85	14	24	3	2	3	15	40	.471	7	5	20	0	.371	0	3	6-7	68	0	2	.971
10 ANDREWS, Lincoln	.280	20-20	75	11	21	2	0	3	16	32	.427	4	4	13	1	.349	0	0	0-0	128	13	1	.993
6 RESETICH, Chance	.257	22-19	74	17	19	5	0	3	15	33	.446	6	5	16	2	.353	0	3	1-2	18	30	4	.923
27 ARANDA, Carlos	.254	22-21	63	15	16	1	0	5	14	32	.508	16	5	25	2	.435	1	0	1-3	17	0	0	1.000
14 LEEPER, Peyton	.246	22-21	61	12	15	2	1	2	9	25	.410	16	4	11	1	.432	0	4	4-4	30	48	8	.907
8 STAUSS, Ty	.170	16-14	47	8	8	2	0	2	8	16	.340	6	4	8	1	.316	0	0	0-0	58	6	0	1.000
23 GRABER, Brett	.159	17-16	63	7	10	4	0	0	4	14	.222	6	1	15	2	.243	0	2	0-1	35	0	0	1.000
12 ACKERMAN, Nolan	.375	12-9	32	4	12	3	0	0	5	15	.469	2	1	2	2	.417	1	3	0-0	88	9	1	.990
19 PARKER, Spencer	.263	10-5	19	2	5	2	0	0	3	7	.368	2	1	8	1	.348	1	0	0-0	1	0	0	1.000
9 DOYLE, Gunnar	.258	13-9	31	5	8	1	0	0	4	9	.290	7	1	10	0	.410	0	1	1-2	38	15	1	.981
5 SPERLING, Danny	.216	14-11	37	9	8	1	0	0	3	9	.243	6	2	11	1	.356	0	1	0-0	5	13	0	1.000
11 PALMER, Ben	.192	11-7	26	4	5	0	0	0	3	5	.192	2	1	7	0	.276	0	1	1-2	12	16	2	.933
13 RODGERS, Caleb	.125	8-4	16	1	2	0	0	1	2	5	.313	1	0	6	0	.176	0	0	0-0	5	14	0	1.000
44 ORTIZ, Yanluis	.000	2-1	2	0	0	0	0	0	0	0	.000	0	0	0	0	.000	0	0	0-0	8	2	0	1.000
2 WAREHIME, Cole	.000	1-0	0	1	0	0	0	0	0	0	.000	0	1	0	0	1.000	0	0	0-0	0	1	0	1.000
Totals	.248	22	705	127	175	29	3	21	113	273	.387	91	39	176	14	.364	4	19	21-28	572	195	23	.971
Opponents	.272	22	735	119	200	39	7	22	110	319	.434	68	24	154	11	.348	12	9	27-32	568	214	20	.975

LOB - Team (163), Opp (157). DPs turned - Team (15), Opp (17). IBB - Team (2), ARANDA, C. 1, CAMERON, J. 1, Opp (1). Picked off - CAMERON, J. 1.

## (All games Sorted by Earned run avg)

Player	era	w-l	app	gs	cg	sho	sv	ip	h	r	er	bb	so	2b	3b	hr	b/avg	wp	hp	bk	sfa	sha
18 NIZNIK, Noah	2.54	2-2	5	5	0	0/1	0	28.1	24	9	8	2	28	7	1	2	.231	0	3	0	1	1
16 LAWRENCE, Payton	3.04	2-0	7	3	0	0/1	0	23.2	18	8	8	6	23	5	0	0	.222	5	3	0	3	0
22 DOW, Haden	4.29	1-1	5	5	0	0/0	0	21.0	19	11	10	6	16	4	1	2	.250	1	1	0	2	3
37 RALLS, Hunter	2.51	1-0	7	0	0	0/0	0	14.1	17	5	4	4	8	1	0	1	.283	0	0	0	0	0
26 RAUSCH, Fischer	3.12	0-0	6	1	0	0/0	0	8.2	6	3	3	7	13	1	1	0	.194	2	1	0	1	0
24 WILMA, Collin	3.63	1-1	6	4	0	0/0	0	17.1	20	10	7	12	12	6	0	1	.303	1	2	0	1	2
35 WHITE, Eddie	4.15	0-1	5	1	0	0/0	0	8.2	9	5	4	1	7	1	0	2	.257	0	1	0	0	0
21 KATEN, Logan	4.91	0-1	8	0	0	0/0	2	11.0	9	6	6	2	9	2	0	3	.209	0	2	1	0	0
38 HERNANDEZ, Esteban	7.36	0-0	5	0	0	0/0	0	7.1	10	6	6	3	4	1	1	1	.313	2	1	0	0	0
55 MOORE, Michael	7.36	0-0	3	0	0	0/0	0	3.2	2	3	3	3	0	0	0	1	.182	0	1	0	1	0
15 JOHNSTON, Gavin	7.36	0-0	3	0	0	0/1	0	3.2	3	3	3	2	3	0	0	0	.250	2	1	0	0	0
7 MILLER, Kyle	7.43	0-1	7	0	0	0/1	1	13.1	18	13	11	4	6	2	0	4	.333	1	1	0	1	2
25 OSBORNE, Ethan	7.94	2-2	6	1	0	0/0	0	11.1	17	11	10	5	9	3	0	2	.333	2	0	0	1	0
31 LAUDANDO, Michael	9.82	0-0	4	0	0	0/0	0	3.2	6	5	4	2	4	0	1	0	.375	1	1	0	0	1
33 GROSSIUS, Bryce	10.12	1-1	3	1	0	0/0	0	5.1	7	6	6	3	4	0	0	2	.318	0	3	1	0	0
20 SARABIA, Jonah	12.15	0-2	5	1	0	0/0	0	6.2	8	9	9	5	5	0	2	0	.308	0	2	0	1	0
32 CALLAGHAN, Jeb	13.50	0-0	2	0	0	0/0	0	0.2	2	1	1	0	2	2	0	0	.500	0	0	0	0	0
28 KLEIN, Anthony	18.00	0-0	3	0	0	0/0	0	2.0	5	5	4	1	1	4	0	1	.455	0	1	0	0	0
Totals	5.05	10-12	22	22	0	2/2	3	190.2	200	119	107	68	154	39	7	22	.272	17	24	2	12	9
Opponents	5.28	12-10	22	22	1	2/1	3	189.1	175	127	111	91	176	29	3	21	.248	29	39	3	4	19

PB - Team (8), STAUSS, T. 7, ORTIZ, Y. 1, Opp (6). Pickoffs - Team (9), NIZNIK, N. 4, WILMA, C. 2, MILLER, K. 1, MOORE, M. 1, LAWRENCE, P. 1, Opp (1). SBA/ATT - STAUSS, T. (18-20), ACKERMAN, N. (9-11), RALLS, H. (3-4), SARABIA, J. (3-4), MILLER, K. (4-4), HERNANDEZ, E. (3-3), NIZNIK, N. (2-3), LAWRENCE, P. (1-2), DOW, H. (1-2), MOORE, M. (2-2), RAUSCH, F. (2-2), LAUDANDO, M. (2-2), WILMA, C. (2-2), OSBORNE, E. (1-1), KATEN, L. (1-1).



## 2023 Results

Date	Opponent	Score	Inns	Overall	OVC	Pitcher of record	Attend	Time
02-17-23	at Central Arkansas	w 11-3	9	1-0-0	0-0-0	RALLS, H. (W 1-0)	485	3:06
02-18-23	at Central Arkansas	L 0-3	9	1-1-0	0-0-0	WILMA, C. (L 0-1)	423	2:42
02-19-23	at Central Arkansas	L 4-13	9	1-2-0	0-0-0	DOW, H. (L 0-1)	376	3:00
02-21-23	at Middle Tennessee	L 3-8	9	1-3-0	0-0-0	GROSSIUS, B. (L 0-1)	917	2:22
02-25-23	at Abilene Christian-1	L 0-3	7	1-4-0	0-0-0	NIZNIK, N. (L 0-1)	249	2:40
02-25-23	at Abilene Christian-2	w 23-2	7	2-4-0	0-0-0	GROSSIUS, B. (W 1-1)	249	3:00
02-26-23	at Abilene Christian-1	L 4-7	7	2-5-0	0-0-0	MILLER, K. (L 0-1)	342	1:57
02-26-23	at Abilene Christian-2	L 4-5	9	2-6-0	0-0-0	SARABIA, J. (L 0-1)	444	3:12
03-01-23	EVANSVILLE	L 8-14	9	2-7-0	0-0-0	OSBORNE, E. (L 0-1)	120	3:22
03-04-23	MILWAUKEE-1	L 1-3	9	2-8-0	0-0-0	NIZNIK, N. (L 0-2)	220	2:35
03-04-23	MILWAUKEE-2	w 6-5	9	3-8-0	0-0-0	LAWRENCE, P. (W 1-0)	245	3:05
03-05-23	MILWAUKEE	w 13-7	9	4-8-0	0-0-0	OSBORNE, E. (W 1-1)	175	2:45
03-07-23	INDIANA STATE	L 3-8	9	4-9-0	0-0-0	SARABIA, J. (L 0-1)	75	2:55
03-08-23	INDIANA STATE	L 4-7	9	4-10-0	0-0-0	KATEN, L. (L 0-1)	135	3:08
03-10-23	BUTLER	w 8-0	9	5-10-0	0-0-0	NIZNIK, N. (W 1-2)	75	2:25
03-11-23	BUTLER	w 7-2	9	6-10-0	0-0-0	WILMA, C. (W 1-1)	125	2:35
03-12-23	BUTLER	w 2-1	9	7-10-0	0-0-0	DOW, H. (W 1-1)	135	2:20
03-14-23	at Missouri State	L 1-11	9	7-11-0	0-0-0	OSBORNE, E. (L 1-2)	287	3:04
03-15-23	MISSOURI STATE	L 3-7	9	7-12-0	0-0-0	WHITE, E. (L 0-1)	110	2:50
03-17-23	WESTERN ILLINOIS	w 10-3	9	8-12-0	0-0-0	NIZNIK, N. (W 2-2)	85	2:49
03-18-23	WESTERN ILLINOIS	w 4-0	9	9-12-0	0-0-0	LAWRENCE, P. (W 2-0)	125	2:15
03-19-23	WESTERN ILLINOIS	w 8-7	(14)	10-12-0	0-0-0	OSBORNE, E. (W 2-2)	100	4:50

( ) extra inning game



## 2022 Final Ohio Valley Conference Statistics

Record: 16-8 Home: 11-1 Away: 5-7 OVC: 16-8

Player	avg	ab	r	h	2B	3B	hr	rbi	bb	slg%	bb	ho	so	obo	o%	sf	sh	stl	cs	avg	ab	r	h	2B	3B	hr	rbi	bb	slg%
23 GRABER, Brett	.363	24-24	91	18	83	9	1	4	20	.615	14	1	22	2	.453	0	1	3-5	46	8	1	.985							
9 WILBER, Tyler	.333	24-24	96	19	82	6	0	5	25	.652	6	0	14	2	.362	3	1	0-0	25	53	5	.940							
12 KECK, Andrew	.380	24-24	91	21	80	5	2	9	31	.725	11	2	12	4	.410	1	0	2-5	195	15	3	.986							
8 STAUBS, Ty	.313	23-21	83	14	26	6	0	3	19	.494	8	1	12	4	.380	0	1	0-0	16	2	0	1.000							
1 MASON, Jevon	.237	24-24	93	27	22	3	1	4	11	.39	11	7	17	1	.351	3	0	2-3	48	0	0	1.000							
10 ANDREWS, Lincoln	.205	24-24	83	20	17	2	0	9	18	.364	8	6	19	3	.320	0	1	0-0	178	0	2	.989							
11 PALMER, Ben	.200	24-23	80	14	16	3	0	4	12	.388	2	1	21	0	.229	0	2	0-0	32	54	4	.956							
14 LEEPER, Peyton	.184	23-22	76	9	14	2	0	0	7	.211	14	3	16	3	.326	2	3	2-2	18	38	4	.989							
<hr/>																													
19 PARKER, Spencer	.227	16-12	44	9	10	5	0	1	5	.409	5	2	15	0	.333	0	0	0-0	16	0	2	.889							
5 SPERLING, Danny	.188	8-3	16	1	3	2	0	0	2	.313	1	2	3	1	.316	0	1	0-0	9	7	1	.941							
21 VASKE, Joel	.167	19-12	36	8	6	2	0	1	6	.306	7	3	18	1	.348	0	1	2-3	31	0	0	1.000							
35 MALZAHN, Ryan	.000	2-2	5	0	0	0	0	0	0	.000	0	0	3	0	.000	0	0	0-0	0	0	0	.000							
16 GRANT, Wyatt	.000	1-1	1	0	0	0	0	0	0	.000	0	0	1	0	.000	0	1	0-0	0	0	0	.000							
Totals	.263	24	795	168	208	45	4	48	156	.481	87	28	173	21	.353	9	12	11-18	627	196	25	.971							
Opponents	.268	24	824	138	222	38	4	27	128	.425	76	10	215	10	.336	7	12	19-23	623	215	26	.970							

LOB - Team (148), Opp (178). DPs turned - Team (12), Opp (24). CI - Team (1), KECK, A. 1. JBB - Team (3), KECK, A. 1, WILBER, T. 1, PALMER, B. 1, Opp (5). Picked off - GRABER, B. 2, KECK, A. 1.

## (OVC games only Sorted by Earned run avg)

Player	era	w-l	inn	ab	ch	era	ip	h	r	er	bb	so	2B	3B	hr	b/era	wb	ho	bks	era	ab	
20 RACKERS, Jason	4.20	3-2	8	8	0	0/0	0	45.0	42	27	21	15	39	5	0	3	.261	6	3	0	1	5
24 RAUSCH, Foster	0.00	0-0	2	0	0	0/0	0	1.2	2	0	0	0	1	0	0	0	.286	0	0	0	0	0
55 STONE, Noah	0.00	0-0	1	0	0	0/0	0	0.0	1	0	0	0	0	1	0	0	1.000	0	0	0	0	0
37 RALLS, Hunter	2.70	1-1	5	0	0	0/0	0	10.0	9	4	3	3	10	1	1	1	.225	1	1	0	0	1
31 CISNEROS, Blake	3.18	1-1	11	0	0	0/0	1	17.0	15	8	6	7	17	3	0	1	.227	6	2	0	2	0
27 WILLIAMS, Austin	3.20	3-0	12	0	0	0/0	1	25.1	23	11	9	8	38	6	1	1	.232	2	2	0	1	0
30 WINDT, Tommy	4.11	2-0	8	7	0	0/0	0	35.0	42	22	16	11	39	9	0	0	.290	0	0	0	0	2
25 OSBORNE, Ethan	4.35	1-0	3	2	0	0/0	0	10.1	12	5	5	1	9	2	0	2	.300	0	0	0	0	0
28 KLEIN, Anthony	4.50	0-0	7	0	0	0/0	0	8.0	9	4	4	6	5	1	0	0	.300	1	2	0	1	0
7 MILLER, Kyle	4.63	5-2	12	0	0	0/0	3	23.1	20	12	12	7	25	3	1	6	.238	0	0	0	0	4
34 ESKER, Alex	6.75	0-0	2	1	0	0/0	0	2.2	5	4	2	1	2	1	1	0	.367	0	0	0	0	0
18 NIZNIK, Noah	7.56	0-0	8	5	0	0/0	0	25.0	30	23	21	13	22	5	0	4	.291	1	0	0	1	0
26 WILMA, Collin	13.50	0-1	2	1	0	0/0	0	2.2	6	4	4	2	3	1	0	0	.429	0	0	0	0	0
22 CALLAGHAN, Josh	13.50	0-0	1	0	0	0/0	0	1.1	2	2	2	1	3	0	0	1	.333	0	0	0	0	0
33 GROESBEK, Bryce	16.20	0-1	1	0	0	0/0	0	1.2	4	4	3	1	2	1	0	0	.600	0	0	0	1	0
Totals	4.45	15-8	24	24	0	0/0	5	301.8	221	128	186	76	215	39	4	37	.309	17	10	8	7	11
Opponents	5.26	8-16	24	24	1	0/0	3	307.2	288	168	145	87	173	48	4	48	.383	25	26	3	9	11

PB - Team (3), KECK, A. 3. Pickoffs - Team (6), MILLER, K. 2, RACKERS, J. 2, OSBORNE, E. 1, NIZNIK, N. 1, Opp (2). SBA/ATT - KECK, A. (14-18), WINDT, T. (5-5), STAUBS, T. (5-5), WILLIAMS, A. (3-4), RACKERS, J. (3-4), KLEIN, A. (2-3), CISNEROS, B. (3-8), WILMA, C. (2-2), RALLS, H. (1-1), OSBORNE, E. (0-1).



## 2023 Fielding Percentage

Player	c	po	a	e	fld%	dp	sba	csb	sba%	pb	ci
8 STAUSS, Ty	64	58	6	0	1.000	0	18	2	.900	7	0
1 MASON, Jevon	50	49	1	0	1.000	0	0	0	---	0	0
23 GRABER, Brett	35	35	0	0	1.000	0	0	0	---	0	0
13 RODGERS, Caleb	19	5	14	0	1.000	1	0	0	---	0	0
5 SPERLING, Danny	18	5	13	0	1.000	2	0	0	---	0	0
27 ARANDA, Carlos	17	17	0	0	1.000	0	0	0	---	0	0
44 ORTIZ, Yanluis	10	8	2	0	1.000	0	0	0	---	1	0
24 WILMA, Collin	6	2	4	0	1.000	0	2	0	1.000	0	0
22 DOW, Haden	4	2	2	0	1.000	0	1	1	.500	0	0
31 LAUDANDO, Michael	3	2	1	0	1.000	1	2	0	1.000	0	0
7 MILLER, Kyle	3	0	3	0	1.000	0	4	0	1.000	0	0
20 SARABIA, Jonah	3	2	1	0	1.000	0	3	1	.750	0	0
37 RALLS, Hunter	2	1	1	0	1.000	0	3	1	.750	0	0
21 KATEN, Logan	2	0	2	0	1.000	0	1	0	1.000	0	0
19 PARKER, Spencer	1	1	0	0	1.000	0	0	0	---	0	0
55 MOORE, Michael	1	0	1	0	1.000	0	2	0	1.000	0	0
2 WAREHIME, Cole	1	0	1	0	1.000	0	0	0	---	0	0
35 WHITE, Eddie	1	1	0	0	1.000	0	0	0	---	0	0
10 ANDREWS, Lincoln	142	128	13	1	.993	11	0	0	---	0	0
12 ACKERMAN, Nolan	98	88	9	1	.990	0	9	2	.818	0	0
9 DOYLE, Gunnar	54	38	15	1	.981	4	0	0	---	0	0
17 CAMERON, Josh	70	68	0	2	.971	0	0	0	---	0	0
11 PALMER, Ben	30	12	16	2	.933	5	0	0	---	0	0
6 RESETICH, Chance	52	18	30	4	.923	7	0	0	---	0	0
14 LEEPER, Peyton	86	30	48	8	.907	9	0	0	---	0	0
16 LAWRENCE, Payton	8	1	6	1	.875	0	1	1	.500	0	0
18 NIZNIK, Noah	8	1	6	1	.875	0	2	1	.667	0	0
25 OSBORNE, Ethan	1	0	0	1	.000	0	1	0	1.000	0	0
26 RAUSCH, Fischer	1	0	0	1	.000	0	2	0	1.000	0	0
28 KLEIN, Anthony	0	0	0	0	.000	0	0	0	---	0	0
33 GROSSIUS, Bryce	0	0	0	0	.000	0	0	0	---	0	0
15 JOHNSTON, Gavin	0	0	0	0	.000	0	0	0	---	0	0
32 CALLAGHAN, Jeb	0	0	0	0	.000	0	0	0	---	0	0
38 HERNANDEZ, Esteban	0	0	0	0	.000	0	3	0	1.000	0	0
Totals	790	572	195	23	.971	15	27	5	.844	8	0
Opponents	802	568	214	20	.975	17	21	7	.750	6	0

Hitting minimums - 45 AB  
Pitching minimums - 1 Games 18 IP



**Multiple-Hit Games**

Player	2	3	4	5+	Total
Josh Cameron	8	2	-	-	10
Lincoln Andrews	6	-	-	-	6
Jevon Mason	4	2	-	-	6
Chance Resetich	4	1	-	-	5
Nolan Ackerman	4	-	-	-	4
Brett Graber	3	-	-	-	3
Carlos Aranda	2	1	-	-	3
Peyton Leeper	3	-	-	-	3
Ben Palmer	2	-	-	-	2
Gunna Doyle	2	-	-	-	2

**Multiple-RBI Games**

Player	2	3	4	5+	Total
Chance Resetich	5	-	-	-	5
Josh Cameron	2	2	-	-	4
Jevon Mason	3	2	-	-	5
Carlos Aranda	2	-	-	1	3
Lincoln Andrews	2	1	-	1	4
Nolan Ackerman	2	-	-	-	2
Peyton Leeper	1	-	-	-	1
Danny Sperling	-	1	-	-	1
Brett Graber	1	-	-	-	1
Ty Stauss	1	-	-	-	1

**Inning-by-Inning Summary**

Inning	SEMO	Opp.
First	21	8
Second	6	5
Third	21	19
Fourth	21	17
Fifth	8	18
Sixth	21	8
Seventh	15	13
Eighth	9	27
Ninth	3	3
Extra	2	1
Total	127	119

**Current Hitting Streaks**

Player	Games	Started
Nolan Ackerman	4	3/15
Jevon Mason	4	3/15

**Current Reached Base Streaks**

Player	Games	Started
Lincoln Andrews	15	2/25
Nolan Ackerman	9	3/2
Gunnar Doyle	9	3/2

**Career Multiple-Hit Games**

Player	2	3	4	5+	Total
Jevon Mason	34	11	1	-	46
Lincoln Andrews	24	3	1	-	28
Brett Graber	20	4	-	-	24
Peyton Leeper	21	1	-	-	22
Ty Stauss	11	3	-	-	14
Danny Sperling	7	-	-	1	8
Ben Palmer	9	-	-	-	9
Spencer Parker	6	-	-	-	6
Josh Cameron	8	2	-	-	10
Chance Resetich	4	1	-	-	5
Nolan Ackerman	4	-	-	-	4
Carlos Aranda	2	1	-	-	3
Gunnar Doyle	2	-	-	-	2

**Career Multiple-RBI Games**

Player	2	3	4	5+	Total
Lincoln Andrews	12	4	3	2	21
Jevon Mason	15	5	-	-	20
Brett Graber	8	5	1	-	14
Ty Stauss	5	1	-	1	7
Peyton Leeper	3	2	1	-	6
Danny Sperling	2	1	1	1	5
Josh Cameron	2	2	-	-	4
Carlos Aranda	3	-	-	1	4
Chance Resetich	5	-	-	-	5
Spencer Parker	1	-	-	-	1
Nolan Ackerman	2	-	-	-	2

**0 Nathan McLaren**

2023 Season/Career-Highs

At-Bats	.....
Runs	.....
Hits	.....
Doubles	.....
Triples	.....
Home Runs	.....
RBI	.....
Stolen Bases	.....

**1 Jevon Mason**

2023 Season-Highs

At-Bats	.....6, at Central Arkansas (2/17/23)
Runs	.....2, 3x, last vs. Butler (3/11/23)
Hits	.....3, 2x, last vs. Missouri State (3/14/23)
Doubles	.....1, 3x, last vs. Missouri State (3/14/23)
Triples	.....
Home Runs	.....1, 2x, last vs. Western Illinois (3/17/23)
RBI	.....3, 2x, last vs. Butler (3/11/23)
Stolen Bases	.....2, vs. Butler (3/11/23)

Career-Highs

At-Bats	.....6, 2x, last at Central Arkansas (2/17/23)
Runs	.....4, 2x, last vs. UT-Martin (5/14/22)
Hits	.....4, vs. Missouri State (5/10/22)
Doubles	.....2, 2x, last vs. Murray State (5/30/21)
Triples	.....2, at Dallas Baptist (2/18/22)
Home Runs	.....1, 17x, last vs. Western Illinois (3/17/23)
RBI	.....3, 5x, last vs. Butler (3/11/23)
Stolen Bases	.....2, 4x, last vs. Butler (3/11/23)

**2 Cole Warehime**

2023 Season/Career-Highs

At-Bats	.....
Runs	.....
Hits	.....
Doubles	.....
Triples	.....
Home Runs	.....
RBI	.....
Stolen Bases	.....

**5 Danny Sperling**

2023 Season-Highs

At-Bats	.....5, at Abilene Christian (2/25/23)
Runs	.....3, at Central Arkansas (2/17/23)
Hits	.....5, at Abilene Christian (2/25/23)
Doubles	.....1, at Abilene Christian (2/25/23)
Triples	.....
Home Runs	.....
RBI	.....3, at Abilene Christian (2/25/23)
Stolen Bases	.....

Career-Highs

At-Bats	.....5, at Abilene Christian (2/25/23)
Runs	.....3, at Central Arkansas (2/17/23)
Hits	.....5, at Abilene Christian (2/25/23)
Doubles	.....2, vs. UT-Martin (5/15/22)
Triples	.....
Home Runs	.....1, vs. Murray State (5/30/21)
RBI	.....4, vs. Bellarmine (2/27/22)
Stolen Bases	.....1, 2x, last at Arkansas State (3/8/22)

**6 Chance Resetich**

2023 Season/Career-Highs

At-Bats	.....5, 3x, last vs. Western Illinois (3/19/23)
Runs	.....3, at Abilene Christian (2/25/23)
Hits	.....3, at Abilene Christian (2/25/23)
Doubles	.....1, 5x, last vs. Western Illinois (3/19/23)
Triples	.....
Home Runs	.....1, 3x, last vs. Butler (3/11/23)
RBI	.....2, 5x, last vs. Western Illinois (3/17/23)
Stolen Bases	.....

**7 Kyle Miller**

2023 Season-Highs

Innings Pitched	.....5.2 vs. Western Illinois (3/19/23)
Fewest Hits	.....1, vs. Missouri State (3/15/23)
Most Hits	.....4, 3x, last vs. Western Illinois (3/19/23)
Fewest Runs	.....0, vs. Missouri State (3/15/23)
Most Runs	.....4, 2x, last at Abilene Christian (2/26/23)
Fewest Walks	.....0, 3x, last vs. Western Illinois (3/18/23)
Strikeouts	.....3, vs. Western Illinois (3/19/23)

Career-Highs

Innings Pitched	.....9.0, vs. Murray State (5/30/21)
Fewest Hits	.....0, 6x, last vs. Arkansas State (4/5/22)
Most Hits	.....9, vs. Austin Peay (3/20/21)
Fewest Runs	.....0, 19x, last vs. Missouri State (3/15/23)
Most Runs	.....5, vs. Austin Peay (3/20/21)
Fewest Walks	.....0, 28x, last vs. Western Illinois (3/18/23)
Strikeouts	.....10, vs. Murray State (5/30/21)

**8 Ty Stauss**

2023 Season-Highs

At-Bats	.....5, 2x, last vs. Milwaukee (3/5/23)
Runs	.....3, at Abilene Christian (2/25/23)
Hits	.....3, vs. Milwaukee (3/5/23)
Doubles	.....1, 2x, last vs. Butler (3/10/23)
Triples	.....
Home Runs	.....1, vs. Milwaukee (3/5/23)
RBI	.....2, vs. Milwaukee (3/5/23)
Stolen Bases	.....

Career-Highs

At-Bats	.....6, at Ole Miss (4/19/22)
Runs	.....3, at Abilene Christian (2/25/23)
Hits	.....3, 3x, last vs. Milwaukee (3/5/23)
Doubles	.....1, 11x, last vs. Butler (3/10/23)
Triples	.....1, at Oklahoma State (5/7/22)
Home Runs	.....2, at Austin Peay (4/3/22)
RBI	.....6, vs. Morehead State (4/23/22)
Stolen Bases	.....1, 3x, last vs. Austin Peay (3/19/21)

**9 Gunnar Doyle**

2023 Season/Career-Highs

At-Bats	.....5, vs. Western Illinois (3/19/23)
Runs	.....2, vs. Butler (3/11/23)
Hits	.....2, 2x, last vs. Western Illinois (3/17/23)
Doubles	.....1, vs. Western Illinois (3/17/23)
Triples	.....1, vs. Western Illinois (3/19/23)
Home Runs	.....
RBI	.....3, vs. Western Illinois (3/17/23)
Stolen Bases	.....1, vs. Western Illinois (3/17/23)

**10 Lincoln Andrews**

2023 Season-Highs

At-Bats	.....5, 4x, last vs. Butler (3/10/23)
Runs	.....2, 2x, last vs. Milwaukee (3/5/23)
Hits	.....2, 6x, last vs. Missouri State (3/15/23)
Doubles	.....1, 2x, last vs. Milwaukee (3/5/23)
Triples	.....
Home Runs	.....2, at Abilene Christian (2/25/23)
RBI	.....5, at Abilene Christian (2/25/23)
Stolen Bases	.....

Career-Highs

At-Bats	.....6, at Dallas Baptist (2/18/22)
Runs	.....3, 2x, last vs. UT Martin (5/15/22)
Hits	.....4, at Austin Peay (4/28/21)
Doubles	.....1, 21x, last vs. Milwaukee (3/5/23)
Triples	.....1, at UT Martin (3/7/20)
Home Runs	.....3, at Austin Peay (4/2/22)
RBI	.....5, at Abilene Christian (2/25/23)
Stolen Bases	.....

**11 Ben Palmer**

## 2023 Season-Highs

At-Bats ..... 7, vs. Western Illinois (3/19/23)  
Runs ..... 2, vs. Western Illinois (3/18/23)  
Hits ..... 2, 2x, last vs. Western Illinois (3/19/23)  
Doubles ..... -  
Triples ..... -  
Home Runs ..... -  
RBI ..... 1, 3x, last vs. Western Illinois (3/19/23)  
Stolen Bases ..... 1, vs. Western Illinois (3/19/23)

## Career-Highs

At-Bats ..... 7, vs. Western Illinois (3/17/23)  
Runs ..... 3, vs. Valparaiso (3/13/22)  
Hits ..... 2, 9x, last vs. Western Illinois (3/19/23)  
Doubles ..... 1, 5x, last at Eastern Illinois (5/20/22)  
Triples ..... 1, vs. Valparaiso (3/13/22)  
Home Runs ..... 1, 5x, last at Belmont (4/30/22)  
RBI ..... 4, vs. Valparaiso (3/13/22)  
Stolen Bases ..... 1, 8x, last vs. Western Illinois (3/19/23)

**12 Nolan Ackerman**

## 2023 Season/Career-Highs

At-Bats ..... 5, vs. Western Illinois (3/19/23)  
Runs ..... 1, 4x, last vs. Western Illinois (3/19/23)  
Hits ..... 2, 4x, last vs. Western Illinois (3/19/23)  
Doubles ..... 1, 3x, last vs. Western Illinois (3/17/23)  
Triples ..... -  
Home Runs ..... -  
RBI ..... 2, 2x, last vs. Western Illinois (3/17/23)  
Stolen Bases ..... -

**13 Caleb Rodgers**

## 2023 Season/Career-Highs

At-Bats ..... 4, vs. Indiana State (3/7/23)  
Runs ..... 1, vs. Indiana State (3/7/23)  
Hits ..... 1, 2x, last vs. Butler (3/12/23)  
Doubles ..... -  
Triples ..... -  
Home Runs ..... 1, vs. Indiana State (3/7/23)  
RBI ..... 2, vs. Indiana State (3/7/23)  
Stolen Bases ..... -

**14 Peyton Leeper**

## 2023 Season-Highs

At-Bats ..... 4, 4x, last vs. Western Illinois (3/19/23)  
Runs ..... 3, vs. Western Illinois (3/17/23)  
Hits ..... 2, 3x, last vs. Western Illinois (3/19/23)  
Doubles ..... 1, 2x, last vs. Western Illinois (3/17/23)  
Triples ..... 1, vs. Milwaukee (3/4/23)  
Home Runs ..... 1, 2x, last vs. Butler (3/11/23)  
RBI ..... 2, at Central Arkansas (2/17/23)  
Stolen Bases ..... 1, 4x, last vs. Western Illinois (3/19/23)

## Career-Highs

At-Bats ..... 6, vs. Valparaiso (3/13/22)  
Runs ..... 3, 5x, last vs. Western Illinois (3/17/23)  
Hits ..... 3, at Austin Peay (4/3/22)  
Doubles ..... 1, 15x, last vs. Western Illinois (3/17/23)  
Triples ..... 1, 5x, last vs. Milwaukee (3/5/23)  
Home Runs ..... 1, 7x, last at Abilene Christian (2/26/23)  
RBI ..... 4, vs. Valparaiso (3/13/22)  
Stolen Bases ..... 2, at Arkansas State (3/8/22)

**15 Gavin Johnston**

## 2023 Season/Career-Highs

Innings Pitched ..... 2.0, vs. Butler (3/10/23)  
Fewest Hits ..... 0, vs. Indiana State (3/7/23)  
Most Hits ..... 2, vs. Missouri State (3/15/23)  
Fewest Runs ..... 0, 2x, last vs. Butler (3/10/23)  
Most Runs ..... 3, vs. Missouri State (3/15/23)  
Fewest Walks ..... 0, 2x, last vs. Butler (3/10/23)  
Strikeouts ..... 2, vs. Butler (3/10/23)

**16 Payton Lawrence**

## 2023 Season/Career-Highs

Innings Pitched ..... 4.2, at Abilene Christian (2/26/23)  
Fewest Hits ..... 1, 3x, last vs. Missouri State (3/15/23)  
Most Hits ..... 4, 2x, last vs. Indiana State (3/8/23)  
Fewest Runs ..... 0, 2x, last vs. Missouri State (3/15/23)  
Most Runs ..... 3, 2x, last vs. Indiana State (3/8/23)  
Fewest Walks ..... 0, 3x, last vs. Missouri State (3/15/23)  
Strikeouts ..... 8, at Abilene Christian (2/26/23)

**17 Josh Cameron**

## 2023 Season/Career-Highs

At-Bats ..... 5, 5x, last vs. Western Illinois (3/17/23)  
Runs ..... 4, at Abilene Christian (2/25/23)  
Hits ..... 3, 2x, last at Abilene Christian (2/25/23)  
Doubles ..... 1, 3x, last vs. Butler (3/11/23)  
Triples ..... 1, 2x, last at Abilene Christian (2/26/23)  
Home Runs ..... 1, 3x, last at Abilene Christian (2/26/23)  
RBI ..... 3, 2x, last vs. Milwaukee (3/4/23)  
Stolen Bases ..... 2, vs. Evansville (3/1/23)

**18 Noah Niznik**

## 2023 Season/Career-Highs

Innings Pitched ..... 7.0, vs. Butler (3/10/23)  
Fewest Hits ..... 3, vs. Butler (3/10/23)  
Most Hits ..... 6, vs. Western Illinois (3/17/23)  
Fewest Runs ..... 0, vs. Butler (3/10/23)  
Most Runs ..... 3, at Abilene Christian (2/25/23)  
Fewest Walks ..... 0, 3x, last vs. Western Illinois (3/17/23)  
Strikeouts ..... 9, vs. Butler (3/10/23)

## Career-Highs

Innings Pitched ..... 7.0, 5x, last vs. Butler (3/10/23)  
Fewest Hits ..... 0, 3x, last at Eastern Illinois (5/21/22)  
Most Hits ..... 8, 5x, last vs. Morehead State (4/23/22)  
Fewest Runs ..... 0, 8x, last vs. Butler (3/10/23)  
Most Runs ..... 8, vs. Morehead State (4/23/22)  
Fewest Walks ..... 0, 14x, last vs. Western Illinois (3/17/23)  
Strikeouts ..... 9, vs. Butler (3/10/23)

**19 Spencer Parker**

## 2023 Season-Highs

At-Bats ..... 4, vs. Missouri State (3/15/23)  
Runs ..... 1, 2x, last vs. Western Illinois (3/19/23)  
Hits ..... 2, at Abilene Christian (2/25/23)  
Doubles ..... 1, 2x, last vs. Missouri State (3/15/23)  
Triples ..... -  
Home Runs ..... -  
RBI ..... 1, 3x, last vs. Western Illinois (3/19/23)  
Stolen Bases ..... -

## Career-Highs

At-Bats ..... 4, 11x, last vs. Missouri State (3/15/23)  
Runs ..... 3, vs. UT-Martin (5/15/22)  
Hits ..... 2, 5x, last vs. UT-Martin (5/15/22)  
Doubles ..... 1, 8x, last vs. Missouri State (3/15/23)  
Triples ..... -  
Home Runs ..... 1, 2x, last vs. Southern Illinois (4/12/22)  
RBI ..... 4, vs. Murray State (4/10/22)  
Stolen Bases ..... -

**20 Jonah Sarabia**

## 2023 Season/Career-Highs

Innings Pitched ..... 2.2, vs. Indiana State (3/7/23)  
Fewest Hits ..... 0, 2x, last vs. Butler (3/11/23)  
Most Hits ..... 4, vs. Indiana State (3/7/23)  
Fewest Runs ..... 0, 2x, last vs. Butler (3/11/23)  
Most Runs ..... 4, 2x, last at Missouri State (3/14/23)  
Fewest Walks ..... 0, 2x, last vs. Butler (3/11/23)  
Strikeouts ..... 2, vs. Indiana State (3/7/23)

**21 Logan Katen**

## 2023 Season/Career-Highs

Innings Pitched ..... 2.2, vs. Milwaukee (3/5/23)  
Fewest Hits ..... 0, 3x, last vs. Western Illinois (3/19/23)  
Most Hits ..... 3, 2x, last vs. Indiana State (3/8/23)  
Fewest Runs ..... 0, 5x, last vs. Western Illinois (3/19/23)  
Most Runs ..... 3, 2x, last vs. Indiana State (3/8/23)  
Fewest Walks ..... 0, 4x, last vs. Butler (3/12/23)  
Strikeouts ..... 4, at Central Arkansas (2/18/23)

**22 Haden Dow**

## 2023 Season/Career-Highs

Innings Pitched ..... 7.2, vs. Butler (3/12/23)  
Fewest Hits ..... 2, at Abilene Christian (2/26/23)  
Most Hits ..... 7, vs. Milwaukee (3/5/23)  
Fewest Runs ..... 0, at Abilene Christian (2/26/23)  
Most Runs ..... 6, vs. Milwaukee (3/5/23)  
Fewest Walks ..... 0, vs. Milwaukee (3/5/23)  
Strikeouts ..... 10, vs. Butler (3/12/23)

**23 Brett Graber**

## 2023 Season-Highs

At-Bats ..... 6, vs. Western Illinois (3/19/23)  
Runs ..... 2, at Abilene Christian (2/25/23)  
Hits ..... 2, 3x, last vs. Milwaukee (3/5/23)  
Doubles ..... 1, 4x, last vs. Milwaukee (3/5/23)  
Triples ..... -  
Home Runs ..... -  
RBI ..... 2, vs. Milwaukee (3/5/23)  
Stolen Bases ..... -

## Career-Highs

At-Bats ..... 6, 3x, last vs. Western Illinois (3/19/23)  
Runs ..... 3, 2x, last vs. UT Martin (5/15/22)  
Hits ..... 3, 4x, last vs. UT Martin (5/14/22)  
Doubles ..... 2, 2x, last vs. UT Martin (5/14/22)  
Triples ..... 1, 3x, last at Tennessee Tech (4/14/22)  
Home Runs ..... 1, 10x, last vs. Oregon (6/4/22)  
RBI ..... 4, vs. UT Martin (5/14/22)  
Stolen Bases ..... 2, vs. SIU Edwardsville (5/27/22)

**24 Collin Wilma**

## 2023 Season-Highs

Innings Pitched ..... 4.1, vs. Milwaukee (3/4/23)  
Fewest Hits ..... 0, vs. Missouri State (3/15/23)  
Most Hits ..... 7, vs. Milwaukee (3/4/23)  
Fewest Runs ..... 0, 2x, last vs. Missouri State (3/15/23)  
Most Runs ..... 4, vs. Milwaukee (3/4/23)  
Fewest Walks ..... 0, 2x, last vs. Western Illinois (3/19/23)  
Strikeouts ..... 4, vs. Butler (3/11/23)

## Career-Highs

Innings Pitched ..... 7.1, vs. Ohio (2/29/20)  
Fewest Hits ..... 0, 2x, last vs. Missouri State (3/15/23)  
Most Hits ..... 9, at UT Martin (3/8/20)  
Fewest Runs ..... 0, 5x, last vs. Missouri State (3/15/23)  
Most Runs ..... 7, at UT Martin (3/8/20)  
Fewest Walks ..... 0, 7x, last vs. Western Illinois (3/19/23)  
Strikeouts ..... 6, 2x, last at Murray State (4/10/21)

**25 Ethan Osborne**

## 2023 Season-Highs

Innings Pitched ..... 4.1, at Missouri State (3/14/23)  
Fewest Hits ..... 0, vs. Western Illinois (3/19/23)  
Most Hits ..... 5, at Central Arkansas (2/18/23)  
Fewest Runs ..... 0, 2x, last vs. Western Illinois (3/19/23)  
Most Runs ..... 5, vs. Evansville (3/1/23)  
Fewest Walks ..... 0, 3x, last vs. Western Illinois (3/19/23)  
Strikeouts ..... 3, at Missouri State (3/14/23)

## Career-Highs

Innings Pitched ..... 6.0, vs. UT Martin (5/15/22)  
Fewest Hits ..... 0, 3x, last vs. Western Illinois (3/19/23)  
Most Hits ..... 8, at Belmont (5/1/22)  
Fewest Runs ..... 0, 8x, last vs. Western Illinois (3/19/23)  
Most Runs ..... 7, at Oklahoma State (5/8/22)

# SOUTHEAST MISSOURI BASEBALL NOTES // STATISTICS



Fewest Walks .....0, 11x, last vs. Western Illinois (3/19/23)  
Strikeouts .....5, at Belmont (5/1/22)

## 26 Fischer Rausch

2023 Season-Highs  
Innings Pitched .....2.1 vs. Western Illinois (3/17/23)  
Fewest Hits .....0, 2x, last vs. Indiana State (3/8/23)  
Most Hits .....2, 2x, last at Missouri State (3/14/23)  
Fewest Runs .....0, 3x, last vs. Indiana State (3/8/23)  
Most Runs .....1, 3x, last vs. Western Illinois (3/17/23)  
Fewest Walks .....0, at Middle Tennessee State (2/21/23)  
Strikeouts .....4, 2x, last vs. Western Illinois (3/17/23)  
Career-Highs  
Innings Pitched .....2.1, vs. Western Illinois (3/17/23)  
Fewest Hits .....0, 6x, last vs. Indiana State (3/8/23)  
Most Hits .....2, 2x, last at Missouri State (3/14/23)  
Fewest Runs .....0, 14x, last 0, at Middle Tennessee (2/21/23)  
Most Runs .....2, 3x, last at Missouri (5/3/22)  
Fewest Walks .....0, 13x, last at Middle Tennessee (2/21/23)  
Strikeouts .....5, vs. Illinois State (3/6/21)

## 27 Carlos Aranda

2023 Season/Career-Highs  
At-Bats .....6, vs. Western Illinois (3/19/23)  
Runs .....2, 6x, last vs. Western Illinois (3/19/23)  
Hits .....3, vs. Western Illinois (3/19/23)  
Doubles .....1, vs. Western Illinois (3/19/23)  
Triples .....-  
Home Runs .....1, 5x, last vs. Butler (3/10/23)  
RBI .....5, vs. Evansville (3/1/23)  
Stolen Bases .....1, vs. Western Illinois (3/17/23)

## 28 Anthony Klein

2023 Season-Highs  
Innings Pitched .....1.0, at Middle Tennessee State (2/21/23)  
Fewest Hits .....0, at Abilene Christian (2/26/23)  
Most Hits .....3, at Middle Tennessee State (2/21/23)  
Fewest Runs .....1, 2x, last vs. Indiana State (3/8/23)  
Most Runs .....3, at Middle Tennessee State (2/21/23)  
Fewest Walks .....0, at Middle Tennessee State (2/21/23)  
Strikeouts .....1, at Abilene Christian (2/26/23)  
Career-Highs  
Innings Pitched .....4.0, at Southern Illinois (4/26/22)  
Fewest Hits .....0, 7x, last at Abilene Christian (2/26/23)  
Most Hits .....5, vs. Missouri State (5/10/22)  
Fewest Runs .....0, 9x, last at Eastern Illinois (5/20/22)  
Most Runs .....4, vs. Missouri State (5/10/22)  
Fewest Walks .....0, 9x, last at Middle Tennessee (2/21/23)  
Strikeouts .....6, vs. Missouri State (5/10/22)

## 30 Tommy Windt

Career-Highs  
Innings Pitched .....7.2, vs. Morehead State (4/23/22)  
Fewest Hits .....0, vs. Bradley (3/5/22)  
Most Hits .....8, 2x, last vs. Murray State (4/10/22)  
Fewest Runs .....0, 2x, last vs. Bradley (3/5/22)  
Most Runs .....7, at Missouri State (3/20/22)  
Fewest Walks .....0, 7x, last vs. Louisville (6/4/22)  
Strikeouts .....7, vs. Morehead State (4/23/22)

## 31 Michael Laudando

2023 Season/Career-Highs  
Innings Pitched .....1.0, 2x, last vs. Evansville (3/1/23)  
Fewest Hits .....1, at Abilene Christian (2/26/23)  
Most Hits .....3, vs. Evansville (3/1/23)  
Fewest Runs .....0, at Abilene Christian (2/26/23)  
Most Runs .....3, at Central Arkansas (2/19/23)  
Fewest Walks .....0, 2x, last vs. Evansville (3/1/23)  
Strikeouts .....1, 2x, last at Abilene Christian (2/26/23)

## 32 Jeb Callaghan

2023 Season-Highs  
Innings Pitched .....0.1, 2x, last vs. Missouri State (3/15/23)  
Fewest Hits .....0, vs. Indiana State (3/8/23)  
Most Hits .....2, vs. Missouri State (3/15/23)  
Fewest Runs .....0, vs. Indiana State (3/8/23)  
Most Runs .....1, vs. Missouri State (3/15/23)  
Fewest Walks .....0, 2x, last vs. Missouri State (3/15/23)  
Strikeouts .....1, 2x, last vs. Missouri State (3/15/23)  
Career-Highs  
Innings Pitched .....1.2, at Indiana State (3/15/22)  
Fewest Hits .....0, 2x, last vs. Indiana State (3/8/23)  
Most Hits .....2, 4x, last vs. Missouri State (3/15/23)  
Fewest Runs .....0, 3x, last vs. Indiana State (3/8/23)  
Most Runs .....4, vs. Arkansas State (4/5/22)  
Fewest Walks .....0, 4x, last vs. Missouri State (3/15/23)  
Strikeouts .....3, at Tennessee Tech (4/14/22)

## 33 Bryce Grossius

2023 Season-Highs  
Innings Pitched .....3.0, at Abilene Christian (2/25/23)  
Fewest Hits .....1, vs. Evansville (3/1/23)  
Most Hits .....3, 2x, last at Abilene Christian (2/25/23)  
Fewest Runs .....1, at Middle Tennessee State (2/21/23)  
Most Runs .....3, vs. Evansville (3/1/23)  
Fewest Walks .....0, at Middle Tennessee State (2/21/23)  
Strikeouts .....4, at Abilene Christian (2/25/23)  
Career-Highs  
Innings Pitched .....6.0, vs. Eastern Kentucky (5/7/21)  
Fewest Hits .....0, 11x, last vs. Oregon (6/4/22)  
Most Hits .....9, vs. Murray State (5/28/21)  
Fewest Runs .....0, 16x, last vs. Oregon (6/4/22)  
Most Runs .....7, vs. Illinois State (3/6/21)  
Fewest Walks .....0, 19x, last at Middle Tennessee (2/21/23)  
Strikeouts .....7, vs. UT Martin (5/21/21)

## 34 Alex Esker

2023 Season-Highs  
Innings Pitched .....-  
Fewest Hits .....-  
Most Hits .....-  
Fewest Runs .....-  
Most Runs .....-  
Fewest Walks .....-  
Strikeouts .....-  
Career-Highs  
Innings Pitched .....3.1, at Saint Louis (3/29/22)  
Fewest Hits .....0, 2x last vs. Valparaiso (3/12/22)  
Most Hits .....3, vs. Morehead State (4/24/22)  
Fewest Runs .....0, 6x, last at Ole Miss (4/19/22)  
Most Runs .....4, vs. Morehead State (4/24/22)  
Fewest Walks .....0, vs. Murray State (4/8/22)  
Strikeouts .....2, vs. Southern Illinois (4/12/22)

## 35 Eddie White

2023 Season/Career-Highs  
Innings Pitched .....3.0 vs. Missouri State (3/15/23)  
Fewest Hits .....0, at Abilene Christian (2/25/23)  
Most Hits .....4, vs. Missouri State (3/15/23)  
Fewest Runs .....0, 3x, last vs. Butler (3/11/23)  
Most Runs .....3, vs. Missouri State (3/15/23)  
Fewest Walks .....0, 4x, last vs. Missouri State (3/15/23)  
Strikeouts .....3, vs. Butler (3/11/23)

## 36 Tanner Mueller

2023 Season/Career-Highs  
Innings Pitched .....-  
Fewest Hits .....-  
Most Hits .....-  
Fewest Runs .....-  
Most Runs .....-  
Fewest Walks .....-  
Strikeouts .....-

## 37 Hunter Ralls

2023 Season-Highs  
Innings Pitched .....3.1, at Central Arkansas (2/17/23)  
Fewest Hits .....0, at Abilene Christian (2/25/23)  
Most Hits .....5, vs. Milwaukee (3/5/23)  
Fewest Runs .....0, 3x, last vs. Western Illinois (3/19/23)  
Most Runs .....2, vs. Evansville (3/1/23)  
Fewest Walks .....0, 2x, last vs. Evansville (3/1/23)  
Strikeouts .....2, 2x, last vs. Western Illinois (3/19/23)  
Career-Highs  
Innings Pitched .....5.0, 2x, last vs. Bradley (3/4/22)  
Fewest Hits .....0, 4x, last at Abilene Christian (2/25/23)  
Most Hits .....6, 2x, last vs. Bradley (3/4/22)  
Fewest Runs .....0, 16x, last vs. Western Illinois (3/19/23)  
Most Runs .....6, at Arkansas (2/28/21)  
Fewest Walks .....0, 14x, last vs. Evansville (3/1/23)  
Strikeouts .....5, 3x, last at Eastern Illinois (5/21/22)

## 38 Esteban Hernandez

2023 Season/Career-Highs  
Innings Pitched .....3.1, vs. Indiana State (3/7/23)  
Fewest Hits .....1, at Middle Tennessee State (2/21/23)  
Most Hits .....3, at Central Arkansas (2/19/23)  
Fewest Runs .....0, 2x, last vs. Butler (3/11/23)  
Most Runs .....2, 3x, last vs. Evansville (3/1/23)  
Fewest Walks .....0, 3x, last vs. Butler (3/11/23)  
Strikeouts .....1, 4x, last vs. Butler (3/11/23)

## 44 Yanluis Ortiz

2023 Season/Career-Highs  
At-Bats .....2, at Central Arkansas (2/18/23)  
Runs .....0, at Central Arkansas (2/18/23)  
Hits .....0, at Central Arkansas (2/18/23)  
Doubles .....-  
Triples .....-  
Home Runs .....-  
RBI .....-  
Stolen Bases .....-

## 55 Michael Moore

2023 Season/Career-Highs  
Innings Pitched .....1.2, vs. Indiana State (3/8/23)  
Fewest Hits .....0, vs. Indiana State (3/8/23)  
Most Hits .....1, 2x, last at Missouri State (3/14/23)  
Fewest Runs .....0, 2x, last vs. Indiana State (3/8/23)  
Most Runs .....3, at Missouri State (3/14/23)  
Fewest Walks .....0, vs. Evansville (3/1/23)  
Strikeouts .....-



## Game-by-Game Starting Lineups

<u>Opponent</u>	<u>P</u>	<u>C</u>	<u>1B</u>	<u>2B</u>	<u>3B</u>	<u>SS</u>	<u>LF</u>	<u>CF</u>	<u>RF</u>	<u>DH</u>
Central Arkansas	Niznik	Stauss	Andrews	Resetch	Sperling	Leeper	Mason	Graber	Cameron	Aranda
Central Arkansas	Wilma	Ortiz	Andrews	Rodgers	Sperling	Leeper	Mason	Graber	Cameron	Doyle
Central Arkansas	Dow	Stauss	Andrews	Resetch	Palmer	Leeper	Mason	Graber	Cameron	Aranda
Middle Tennessee	Grossius	Stauss	Andrews	Resetch	Sperling	Leeper	Mason	Graber	Cameron	Aranda
Abilene Christian	Niznik	Stauss	Andrews	Resetch	Palmer	Leeper	Mason	Graber	Cameron	Aranda
Abilene Christian	Wilma	Stauss	Andrews	Resetch	Sperling	Leeper	Mason	Graber	Cameron	Aranda
Abilene Christian	Dow	Stauss	Andrews	Resetch	Sperling	Leeper	Mason	Graber	Cameron	Aranda
Abilene Christian	Lawrence	Ackerman	Andrews	Resetch	Sperling	Leeper	Cameron	Graber	Aranda	Parker
Evansville	Rausch	Stauss	Andrews	Rodgers	Sperling	Leeper	Mason	Graber	Cameron	Aranda
Milwaukee	Niznik	Ackerman	Andrews	Resetch	Palmer	Leeper	Mason	Graber	Cameron	Aranda
Milwaukee	Wilma	Stauss	Andrews	Doyle	Sperling	Leeper	Mason	Cameron	Aranda	Parker
Milwaukee	Dow	Stauss	Andrews	Doyle	Resetch	Leeper	Mason	Graber	Cameron	Aranda
Indiana State	Sarabia	Stauss	Andrews	Rodgers	Resetch	Leeper	Mason	Graber	Cameron	Aranda
Indiana State	Lawrence	Stauss	Doyle	Resetch	Sperling	Leeper	Cameron	Graber	Aranda	Andrews
Butler	Niznik	Ackerman	Andrews	Palmer	Resetch	Leeper	Mason	Cameron	Aranda	Stauss
Butler	Wilma	Stauss	Andrews	Resetch	Sperling	Leeper	Mason	Cameron	Aranda	Doyle
Butler	Dow	Ackerman	Andrews	Rodgers	Resetch	Leeper	Mason	Cameron	Aranda	Parker
Missouri State	Osborne	Ackerman	Andrews	Resetch	Sperling	Leeper	Mason	Cameron	Aranda	Stauss
Missouri State	White	Ackerman	Andrews	Doyle	Resetch	Palmer	Mason	Cameron	Aranda	Parker
Western Illinois	Niznik	Ackerman	Andrews	Palmer	Resetch	Leeper	Mason	Graber	Cameron	Aranda
Western Illinois	Lawrence	Ackerman	Doyle	Palmer	Resetch	Leeper	Mason	Graber	Cameron	Aranda
Western Illinois	Dow	Ackerman	Doyle	Palmer	Resetch	Leeper	Cameron	Graber	Aranda	Parker
Arkansas										
SIU Edwardsville										
SIU Edwardsville										
SIU Edwardsville										
Evansville										
Little Rock										
Little Rock										
Little Rock										
Murray State										
Southern Indiana										
Southern Indiana										
Southern Indiana										
Southern Illinois										
Tennessee Tech										
Tennessee Tech										
Tennessee Tech										
Morehead State										
Morehead State										
Morehead State										
Southern Illinois										
Lindenwood										
Lindenwood										
Lindenwood										
Murray State										
Kansas State										
Kansas State										
Kansas State										
Middle Tennessee										
UT Martin										
UT Martin										
UT Martin										
Eastern Illinois										
Eastern Illinois										
Eastern Illinois										





## Game-by-Game Hitting

Opponent	AB	R	H	RBI	2B	3B	HR	BB	IBB	SB	CS	HBP	SAC	SF	GDP	K	PQ	A	E	Avg
Southeast Missouri	41	11	13	8	6	0	0	6	0	1	0	1	0	0	0	9	27	9	0	.317
Central Arkansas	33	3	8	3	2	1	2	2	0	1	1	1	0	0	1	10	27	7	3	.242
Southeast Missouri	31	0	3	0	0	0	0	2	0	1	0	0	0	0	0	11	24	11	1	.222
Central Arkansas	32	3	9	3	3	0	0	1	0	0	0	1	1	0	0	9	27	2	1	.262
Southeast Missouri	29	4	2	3	1	0	0	7	0	0	1	3	0	0	0	9	24	6	0	.178
Central Arkansas	37	13	16	11	4	2	2	3	0	3	0	1	1	1	0	4	27	10	1	.324
Southeast Missouri	31	3	5	3	1	0	2	0	0	0	0	0	1	0	0	3	24	10	2	.174
Middle Tennessee	31	8	10	6	2	0	3	1	0	1	0	4	0	1	1	3	27	16	0	.323
Southeast Missouri	21	0	1	0	0	0	0	1	0	1	0	0	0	0	1	9	18	6	1	.157
Abilene Christian	21	3	5	2	0	0	0	0	0	2	0	1	0	1	1	3	21	4	0	.312
Southeast Missouri	39	23	21	20	3	1	4	3	0	0	0	5	0	1	0	6	21	8	0	.234
Abilene Christian	28	2	7	2	1	0	1	5	0	0	0	0	0	0	0	6	21	7	1	.302
Southeast Missouri	24	4	5	4	0	0	3	1	0	1	0	3	0	0	2	6	20	8	0	.231
Abilene Christian	26	7	9	6	0	0	3	3	1	1	0	2	2	0	1	3	21	9	0	.308
Southeast Missouri	29	4	7	4	0	1	0	4	0	0	0	5	3	0	1	7	24	4	0	.233
Abilene Christian	34	5	10	5	0	0	0	2	0	2	0	2	0	0	0	13	27	12	0	.306
Southeast Missouri	32	8	7	7	0	0	2	10	0	2	0	2	0	0	1	8	27	16	3	.231
Evansville	40	14	16	13	1	0	2	8	0	4	0	0	0	0	1	4	27	11	1	.319
Southeast Missouri	33	1	7	1	0	1	1	1	0	0	0	1	1	0	0	10	27	8	4	.229
Milwaukee	31	5	9	5	3	0	0	5	0	1	1	1	0	2	0	4	24	11	1	.290
Southeast Missouri	33	6	12	6	2	0	0	5	1	0	2	2	2	0	0	8	27	13	1	.242
Milwaukee	35	3	8	3	2	0	1	1	0	0	0	1	1	0	1	5	27	12	0	.229
Southeast Missouri	37	13	14	11	2	0	3	4	0	0	0	3	1	0	1	8	27	9	1	.255
Milwaukee	41	7	14	7	3	0	1	1	0	0	0	0	0	1	0	3	24	12	1	.341
Southeast Missouri	32	3	6	3	2	0	1	4	0	0	0	1	0	0	2	7	27	9	1	.188
Indiana State	37	8	11	8	0	1	1	3	0	2	0	2	0	1	0	4	27	9	1	.297
Southeast Missouri	32	4	7	4	0	0	0	8	0	0	0	0	0	0	3	8	27	6	1	.219
Indiana State	34	7	9	6	4	0	1	6	0	3	0	2	0	1	1	9	27	12	1	.265
Southeast Missouri	30	8	8	6	3	0	1	5	0	2	0	4	2	0	1	8	27	10	1	.267
Butler	30	0	4	0	2	0	0	1	0	0	0	1	0	0	2	11	24	13	1	.133
Southeast Missouri	29	7	10	7	1	0	3	3	0	0	2	0	1	1	1	9	27	5	1	.345
Butler	31	2	5	2	0	0	1	5	0	0	0	2	0	0	1	11	24	9	0	.161
Southeast Missouri	25	2	4	2	0	0	0	3	1	3	0	1	2	0	0	7	27	6	1	.160
Butler	31	1	5	1	1	0	0	4	0	1	1	0	1	0	0	11	24	11	0	.161
Southeast Missouri	32	1	7	1	1	0	0	2	0	1	0	4	0	0	0	14	24	9	2	.219
Missouri State	32	11	9	11	2	1	2	6	0	2	0	1	0	3	0	8	27	3	0	.281
Southeast Missouri	35	3	8	2	2	0	0	3	0	1	0	1	0	0	1	9	27	8	1	.229
Missouri State	38	7	11	7	4	0	2	2	0	2	0	0	0	0	0	5	27	9	1	.289
Southeast Missouri	33	10	11	10	3	0	1	6	0	5	1	0	0	0	0	6	27	7	0	.333
Western Illinois	33	3	7	2	2	1	0	2	0	0	0	0	0	0	0	11	24	8	1	.212
Southeast Missouri	31	4	6	4	0	0	0	2	0	1	0	2	1	0	0	6	27	12	0	.194
Western Illinois	0	4	0	1	0	0	2	0	0	0	1	0	0	0	1	7	24	11	1	.143
Southeast Missouri	46	8	12	7	2	0	0	11	0	2	1	1	5	2	0	8	42	15	2	.261
Western Illinois	52	7	14	7	2	1	0	5	0	2	1	1	3	1	0	10	40	16	4	.269
Southeast Missouri																				
Arkansas																				
Southeast Missouri																				
SIU Edwardsville																				
Southeast Missouri																				
SIU Edwardsville																				
Southeast Missouri																				
SIU Edwardsville																				
Southeast Missouri																				
Evansville																				
Southeast Missouri																				
Little Rock																				
Southeast Missouri																				
Little Rock																				



Game-by-Game Hitting

Opponent	AB	R	H	RBI	2B	3B	HR	BB	IBB	SB	CS	HBP	SAC	SF	GDP	K	PO	A	E	Avg
Southeast Missouri Little Rock																				
Southeast Missouri Murray State																				
Southeast Missouri Southern Indiana																				
Southeast Missouri Southern Indiana																				
Southeast Missouri Southern Indiana																				
Southeast Missouri Southern Illinois																				
Southeast Missouri Tennessee Tech																				
Southeast Missouri Tennessee Tech																				
Southeast Missouri Tennessee Tech																				
Southeast Missouri Morehead State																				
Southeast Missouri Morehead State																				
Southeast Missouri Morehead State																				
Southeast Missouri Southern Illinois																				
Southeast Missouri Lindenwood																				
Southeast Missouri Lindenwood																				
Southeast Missouri Lindenwood																				
Southeast Missouri Murray State																				
Southeast Missouri Kansas State																				
Southeast Missouri Kansas State																				
Southeast Missouri Kansas State																				
Southeast Missouri Middle Tennessee																				
Southeast Missouri UT Martin																				
Southeast Missouri UT Martin																				
Southeast Missouri UT Martin																				
Southeast Missouri Eastern Illinois																				
Southeast Missouri Eastern Illinois																				
Southeast Missouri Eastern Illinois																				

# SOUTHEAST MISSOURI BASEBALL // STATISTICS



## Game-by-Game Pitching

Opponent	IP	H	R	ER	BB	SO	2B	3B	HR	WP	BK	HBP	DP	IBB	Score	W-L	SV	ERA
Southeast Missouri	9.0	8	3	3	2	10	2	1	2	0	0	1	1	0	11-3	1-0	0	3.00
Central Arkansas	9.0	13	11	5	6	9	6	0	0	0	0	1	0	0	3-11	0-1	0	5.00
Southeast Missouri	8.0	9	3	3	1	9	3	0	0	0	0	1	0	0	0-3	1-1	0	3.18
Central Arkansas	9.0	3	0	0	2	11	0	0	0	0	0	0	0	0	3-0	1-1	1	2.50
Southeast Missouri	8.0	16	13	13	3	4	4	2	2	3	0	1	1	0	4-13	1-2	0	6.84
Central Arkansas	9.0	2	4	4	7	9	1	0	0	1	1	3	0	0	13-4	2-1	1	3.00
Southeast Missouri	8.0	10	8	7	1	3	2	0	3	1	1	4	2	0	3-8	1-3	0	7.09
Middle Tennessee	9.0	5	3	3	0	3	1	0	2	1	0	0	0	0	8-3	3-1	2	3.00
Southeast Missouri	6.0	5	3	2	0	3	0	0	0	0	0	1	1	0	0-3	1-4	0	6.45
Abilene Christian	7.0	1	0	0	1	9	0	0	0	0	0	0	1	0	3-0	4-1	2	2.51
Southeast Missouri	7.0	7	2	2	5	6	1	0	1	0	0	0	0	0	23-2	2-4	0	5.87
Abilene Christian	7.0	21	23	23	3	6	3	1	4	4	0	5	0	0	2-23	4-2	2	6.30
Southeast Missouri	6.2	9	7	7	3	3	0	0	3	0	1	2	1	1	4-7	2-5	0	6.32
Abilene Christian	7.0	5	4	4	1	6	0	0	3	2	0	3	2	0	7-4	5-2	2	6.16
Southeast Missouri	8.0	10	5	5	2	13	0	0	0	2	0	2	0	0	4-5	2-6	0	6.23
Abilene Christian	9.0	7	4	4	4	7	0	1	0	1	0	5	1	0	5-4	6-2	2	5.86
Southeast Missouri	9.0	16	14	14	8	4	1	0	2	0	0	0	1	0	8-14	2-7	0	7.23
Evansville	9.0	7	8	8	10	8	0	0	2	2	0	2	1	0	14-8	7-2	2	6.12
Southeast Missouri	9.0	8	3	3	1	5	2	0	1	0	0	1	1	0	1-3	2-8	0	6.75
Milwaukee	9.0	7	1	1	1	1	10	0	1	1	0	0	1	0	3-1	6-2	1	1.00
Southeast Missouri	9.0	9	5	4	5	4	3	0	0	1	0	1	0	0	6-5	3-8	1	6.47
Milwaukee	8.0	12	6	5	5	8	2	0	0	0	1	2	1	1	5-6	6-3	0	5.63
Southeast Missouri	9.0	14	7	6	1	3	3	0	1	0	0	0	0	0	13-7	4-8	1	6.42
Milwaukee	8.0	14	13	13	4	8	2	0	3	4	0	3	0	0	7-13	6-4	0	14.63
Southeast Missouri	9.0	11	8	6	3	4	0	1	1	1	0	2	0	0	3-8	4-9	0	6.00
Indiana State	9.0	6	3	3	4	7	2	0	1	1	0	1	0	0	8-3	3-8	0	3.00
Southeast Missouri	9.0	9	7	7	6	9	4	0	1	3	0	2	0	0	4-7	4-10	0	7.00
Indiana State	9.0	7	4	3	8	8	0	0	0	1	0	0	0	0	7-4	4-8	0	3.00
Southeast Missouri	9.0	4	0	0	1	11	2	0	0	0	0	1	0	0	8-0	5-10	0	0.00
Butler	8.0	8	8	4	5	8	3	0	1	3	0	4	0	0	0-8	2-12	0	4.50
Southeast Missouri	9.0	5	2	1	5	11	0	0	1	1	0	2	0	0	7-2	6-10	0	1.00
Butler	8.0	10	7	7	3	9	1	0	3	0	0	0	0	0	2-7	2-13	0	7.88
Southeast Missouri	9.0	5	1	0	4	11	1	0	0	0	0	0	0	0	2-1	7-10	0	0.00
Butler	8.0	4	2	2	3	7	0	0	0	0	0	1	0	1	1-2	2-14	0	2.25
Southeast Missouri	8.0	9	11	10	6	8	2	1	2	2	0	1	0	0	1-11	7-11	0	11.25
Missouri State	9.0	7	1	1	2	14	1	0	0	0	0	4	0	0	11-1	10-5	0	1.00
Southeast Missouri	9.0	11	7	7	2	5	4	0	2	1	0	0	0	0	3-7	7-12	0	7.00
Missouri State	9.0	8	3	2	3	9	2	0	0	3	0	1	0	0	7-3	11-5	0	2.00
Southeast Missouri	9.0	7	3	3	2	11	2	1	0	2	0	0	0	0	10-3	8-12	0	3.00
Western Illinois	8.0	11	10	10	6	6	3	0	1	1	0	0	0	0	3-10	3-14	0	11.25
Southeast Missouri	9.0	4	0	0	2	7	1	0	0	0	0	1	0	0	4-0	9-12	1	0.00
Western Illinois	8.0	6	4	2	2	6	0	0	0	3	1	2	0	0	0-4	3-15	0	2.25
Southeast Missouri	14.0	14	7	4	5	10	2	1	0	0	0	1	0	0	8-7	10-12	0	2.57
Western Illinois	13.1	12	8	7	11	8	2	0	0	2	0	1	0	0	7-8	3-16	0	4.73
Southeast Missouri																		
Arkansas																		
Southeast Missouri																		
SIU Edwardsville																		
Southeast Missouri																		
SIU Edwardsville																		
Southeast Missouri																		
SIU Edwardsville																		
Southeast Missouri																		
Evansville																		
Southeast Missouri																		
Little Rock																		
Southeast Missouri																		
Little Rock																		



## Game-by-Game Pitching

Opponent	IP	H	R	ER	BB	SO	2B	3B	HR	WP	BK	HBP	DP	IBB	Score	W-L	SV	ERA
Southeast Missouri Little Rock																		
Southeast Missouri Murray State																		
Southeast Missouri Southern Indiana																		
Southeast Missouri Southern Indiana																		
Southeast Missouri Southern Indiana																		
Southeast Missouri Southern Indiana																		
Southeast Missouri Southern Illinois																		
Southeast Missouri Tennessee Tech																		
Southeast Missouri Tennessee Tech																		
Southeast Missouri Tennessee Tech																		
Southeast Missouri Morehead State																		
Southeast Missouri Morehead State																		
Southeast Missouri Morehead State																		
Southeast Missouri Southern Illinois																		
Southeast Missouri Lindenwood																		
Southeast Missouri Lindenwood																		
Southeast Missouri Lindenwood																		
Southeast Missouri Murray State																		
Southeast Missouri Kansas State																		
Southeast Missouri Kansas State																		
Southeast Missouri Kansas State																		
Southeast Missouri Middle Tennessee																		
Southeast Missouri UT Martin																		
Southeast Missouri UT Martin																		
Southeast Missouri UT Martin																		
Southeast Missouri Eastern Illinois																		
Southeast Missouri Eastern Illinois																		
Southeast Missouri Eastern Illinois																		



# SOUTHEAST MISSOURI BASEBALL // STATISTICS



## Southeast Missouri's Record

Overall .....	10-12
At Home.....	8-5
On the Road .....	2-7
At Neutral Sites.....	0-0
Against Non-OVC Opponents.....	10-12
Against OVC Opponents.....	0-0
In Home OVC Games.....	0-0
In Away OVC Games .....	0-0
vs. Ranked Teams.....	0-0
In February.....	2-6
In March .....	8-6
In April .....	0-0
In May .....	0-0
On Mondays .....	0-0
On Tuesdays .....	0-3
On Wednesdays .....	0-3
On Thursdays .....	0-0
On Fridays .....	3-0
On Saturdays.....	4-3
On Sundays.....	3-3
In Day Games .....	10-12
In Night Games .....	0-0
In Extra Inning Games.....	1-0
When Redhawks Score First.....	8-3
When Opponents Score First .....	2-9
vs. Left-Handed Starter.....	3-2
vs. Right-Handed Starter.....	7-10
In 1-Run Games.....	3-1
In 2-Run Games.....	0-1
In 5+ Run Games .....	6-5
Shutouts .....	2-2
When Leading After Six Innings.....	8-1
When Trailing After Six Innings .....	2-10
When Tied After Six Innings.....	0-1
When Redhawks Starter Goes 6 or more Innings .....	4-1
When Redhawks Get 10 or more Hits .....	7-0
When Redhawks Outhit Opponents .....	7-0
When Redhawks Get Outhit .....	2-12
When Hits are Tied .....	1-0
When Scoring 0-2 Runs .....	1-4
When Scoring 3-5 Runs .....	1-7
When Scoring 6-9 Runs .....	4-1
When Scoring 10+ Runs.....	4-0
When Opponents Score 0-2 Runs .....	5-0
When Opponents Score 3-5 Runs .....	3-4
When Opponents Score 6-9 Runs .....	2-5
When Opponents Score 10+ Runs .....	0-3
Without Hitting a Home Run.....	5-7
When Hitting 1 Home Run .....	2-2
When Hitting 2+ Home Runs .....	3-3
Committing 0 Errors .....	4-3
Committing 1 Error .....	5-5
Committing 2+ Errors.....	1-4

## Honors & Awards

### Preseason All-OVC

Brett Graber, OF

Jevon Mason, OF

Kyle Miller, RHP

### OVC Player of the Week

Josh Cameron, OF, Feb. 27

## SEMO Walk-Off Hits

-

## Opponent Walk-Off Hits

Maddox Miesse (Abilene Christian), grand slam,  
2 outs, B7, Feb. 26

## SEMO Grand Slams

Carlos Aranda, B3, vs. Evansville, Mar. 1