

THE MATCHUP

GAMES 34-36

APRIL 14-16 | BAUM-WALKER STADIUM (10,737) | FAYETTEVILLE, ARK. | SECN / SECN+ | VOL NETWORK

TENNESSEE VOLUNTEERS
(RECORD: 23-10 | 5-7 SEC)



Head Coach:
Tony Vitello
Career Record:
214-87 (6th year)
Record at UT:
Same
Highest Ranking:
No. 12 (Multiple Polls)

AT

ARKANSAS RAZORBACKS
(RECORD: 26-7 | 8-4 SEC)



Head Coach:
Dave Van Horn
Career Record:
1,407-670 (35th year)
Record at Arkansas:
822-430 (21st year)
Highest Ranking:
No. 5 (Multiple Polls)

TEAM STATS

	No.	NCAA	SEC
Batting Average:	.289	90	12
Runs/Game:	7.9	52	9
Hits:	307	111	11
Home Runs:	65	5	3
Stolen Bases:	38	125	6
ERA:	2.98	3	1
WHIP:	1.02	2	1
Fielding Pct:	.976	58	10

*As of April 13

TEAM STATS

	No.	NCAA	SEC
Batting Average:	.295	63	8
Runs/Game:	8.5	26	5
Hits:	317	88	10
Home Runs:	56	22	8
Stolen Bases:	23	228	11
ERA:	5.09	88	9
WHIP:	1.54	110	10
Fielding Pct:	.977	36	7

*As of April 13

PROJECTED STARTING PITCHERS

G1: Andrew Lindsey - Jr. - RHP

App/GS: 12/0
Record: 0-1
IP: 22.1
ERA: 2.01
WHIP: 0.90
K: 26
BB: 8
Opp. Avg: .179

G2: TBD

App/GS: --
Record: --
IP: --
ERA: --
WHIP: --
K: --
BB: --
Opp. Avg: --

G3: TBD

App/GS: --
Record: --
IP: --
ERA: --
WHIP: --
K: --
BB: --
Opp. Avg: --

SERIES HISTORY: TENNESSEE - ARKANSAS

Overall: Arkansas leads, 39-28
in Knoxville: Series tied, 15-15
in Fayetteville: Arkansas leads, 20-12
at Neutral Sites: Arkansas leads, 4-1
Last 10 Meetings: Arkansas leads, 8-2

Last Five Meetings (1-4)

Date	Result	Location
5/30/21	Arkansas 7, UT 2	Hoover, Ala.
5/16/21	Arkansas 3, UT 2	Knoxville
5/15/21	UT 8, Arkansas 7	Knoxville
5/14/21	Arkansas 6, UT 5	Knoxville
5/29/21	Arkansas 4, UT 3 (10)	Fayetteville

KEY STORYLINES

LEADING OFF

- **VOLS-HOGS SET TO SQUARE OFF**
Tennessee heads to Fayetteville this weekend for another marquee road series against a top-five team. UT bested No. 1 LSU in the series finale in Baton Rouge two weeks ago to salvage a game and will be looking to earn its first road series win this season.
- **SERIES HISTORY**
This will be just the second trip to Arkansas since 2015 for the Vols, who will be looking to win a series in Fayetteville for the first time since 2001.
- **LAST TIME OUT**
The Big Orange posted their second consecutive 14-2 run-rule victory with a midweek rout of Eastern Kentucky on Tuesday. UT homered five times in the win.

QUICK HITTERS

- **BIG ORANGE BLASTS**
The Vols have been one of the nation's top home run hitting teams again in 2023, ranking fifth nationally with 65 long balls entering this weekend's series.
- **ANOTHER RANKED SHOWDOWN**
For the fourth straight weekend, Tennessee will take on a ranked opponent, including three straight against top-five clubs. The Vols are 5-4 in those previous three series, including a sweep over then No. 12 Texas A&M.
- **MERRITT IS MASHING**
Graduate transfer Griffin Merritt is red hot entering this weekend with eight RBIs over his last three games, including a pair of homers and a career-high six RBIs in last Saturday's series finale vs. Florida.

BROADCAST INFO

Friday (SEC Network)

Dave Neal (PxP)
Kyle Peterson (analyst)

Saturday & Sunday (SEC Network+)

Brett Dolan (PxP)
Troy Eklund (analyst)

RADIO:

Vol Network (FM 99.1 | AM 990)
UTSports.com // UT Athletics App
Varsity App

Talent:
John Wilkerson



2023 SCHEDULE

RECORD

23-10

SEC	5-7
NON-CONFERENCE	18-3
HOME	21-3
AWAY	1-6
NEUTRAL	1-1
STREAK	W2

DATE	OPPONENT (TV)	TIME/RESULT
2/17	vs. Arizona ¹ (MLBN)	L, 3-1
2/18	@ Grand Canyon ¹ (MLBN)	L, 4-3
2/19	vs. UC San Diego ¹	W, 7-0
2/22	Alabama A&M	W, 10-0 (8)
2/23	Alabama A&M	W, 23-1 (7)
2/24	Dayton	W, 12-2
2/25	Dayton	W, 4-1
2/26	Dayton	W, 6-0
2/28	Charleston Southern	W, 6-1
3/1	Charleston Southern	W, 8-2
3/3	Gonzaga	W, 8-2
3/4	Gonzaga	W, 7-2
3/5	Gonzaga	W, 17-9
3/7	Boston College	L, 7-6 (10)
3/10	Morehead State	W, 23-4
3/11	Morehead State	W, 6-0
3/11	Morehead State	W, 6-3
3/14	Lipscomb	W, 10-0
3/17	@ Missouri*	L, 9-1
3/19	@ Missouri* - DH	L, 7-4 (7)
3/19	@ Missouri* - DH	L, 7-1 (7)
3/21	Western Carolina	W, 7-0
3/24	#12 Texas A&M*	W, 10-4
3/25	#12 Texas A&M* (ESPN2)	W, 8-7
3/26	#12 Texas A&M* (ESPN)	W, 9-6
3/28	UNC Asheville	W, 5-0
3/30	@ #1 LSU* (ESPNU)	L, 2-5
3/31	@ #1 LSU* (SECN)	L, 4-6
4/1	@ #1 LSU*	W, 14-7
4/6	#2 Florida* (ESPNU)	L, 6-1
4/7	#2 Florida* (SECN)	L, 9-3
4/8	#2 Florida* (ESPN2)	W, 14-2 (8)
4/11	Eastern Kentucky	W, 14-2 (7)
4/14	@ #5 Arkansas* (SECN)	8 pm
4/15	@ #5 Arkansas*	7 pm
4/16	@ #5 Arkansas*	3 pm
4/18	Tennessee Tech	6:30 pm
4/21	Vanderbilt* (SECN)	6 pm
4/22	Vanderbilt* (ESPN2)	12 pm
4/23	Vanderbilt* (ESPN2)	1 pm
4/25	Bellarmine	6:30 pm
4/27	Mississippi State* (SECN)	7 pm
4/28	Mississippi State*	6:30 pm
4/29	Mississippi State* (ESPNU)	2 pm
5/2	Wofford	6:30 pm
5/5	@ Georgia*	6 pm
5/6	@ Georgia*	2 pm
5/7	@ Georgia*	1 pm
5/9	Austin Peay	6:30 pm
5/12	Kentucky*	6:30 pm
5/13	Kentucky* (SECN)	12 pm
5/14	Kentucky*	1 pm
5/16	Belmont	6:30 pm
5/18	@ South Carolina*	7 pm
5/19	@ South Carolina*	7 pm
5/20	@ South Carolina*	2 pm
5/23-28	SEC Tournament ²	TBA
6/2-5	NCAA Regionals ³	TBA
6/9-12	NCAA Super Regionals ³	TBA
6/16-26	College World Series ⁴	TBA

* Southeastern Conference game

1 - MLB Desert Invitational (Phoenix, Ariz.)

2 - Hoover Met (Hoover, Ala.)

3 - Campus Sites

4 - Charles Schwab Field Omaha (Omaha, Neb.)

All times Eastern & Subject to Change

[FOLLOW THE VOLS:



@VOL_BASEBALL



TENNESSEE BASEBALL

MEDIA INFORMATION

CREDENTIALS

Media credentials will be issued to members of the working media only. Children and other non-workers will be prohibited. Requests for credentials should be made by calling or emailing **Sean Barows** by noon ET on Monday of each week. All credentials not picked up at the Tennessee Media Relations office will be left at the ticket will call window at the entrance of the stadium.

INTERVIEW POLICY

Tennessee Head Coach Tony Vitello and select student-athletes will be available to meet working members of the media inside the batting cages located down the right-field line following each game at Lindsey Nelson Stadium. Media members are not permitted in the locker room or clubhouse area at anytime.

Interviews with visiting team members may be done on the field, subject to the policy of the visiting team's media relations representative.

PHOTOGRAPHERS/TV

Media credentials are required for all photographers and television media.

Photo decks are located atop the stairwells behind the first- and third-base lines. There is also a field-level photo area between the third-base dugout and the bleachers. Both still and television photographers are welcome to shoot from these locations. Television crews are welcome to film from the mezzanine level underneath the press box.

Photographers **will not** be permitted in or between the dugouts.

PRESS BOX

The Lindsey Nelson Stadium press box is for working members of the media only. The press box includes space for working members of the press, team representatives, public address announcer and scoreboard operator. Also located on the press level are two radio booths and a television/VIP booth. Admission to the press box is by credential only.

Updated cumulative statistics, game notes and team rosters will be available in the press box at each home game. A final box score will be distributed at the completion of each game. Stat Broadcast live stats links for each game are available at **UTStats.com**.

An official scorer is assigned to all home games, and **Sean Barows** will keep media informed of all scoring decisions, notable facts and records.

INTERNET/WIFI

High-speed wireless Internet is available throughout Lindsey Nelson Stadium. There also are a limited number of DSL connections available in the press box and phone lines for dial-up access are available as well inside each radio booth.

MEDIA RELATIONS INFORMATION

Overnight Mail Address

1551 Lake Loudoun Blvd.
Anderson Training Center, Ground Floor
Knoxville, TN 37996

Sean Barows

Assistant Director of Media Relations

Office Phone: 865-974-7478

Cell Phone: 561-312-9432

Email: sbarows@tennessee.edu

FOLLOW ONLINE

Website

UTSports.com/sports/baseball

Twitter, Instagram & TikTok

@Vol_Baseball

Facebook

Facebook.com/VolBaseball

TENNESSEE NUMERICAL ROSTER

No.	Name	Pos.	Cl.	B/T	Ht.	Wt.	Hometown/Previous School
1	Christian Moore	INF	So.	R/R	6-1	210	Brooklyn, N.Y./Suffield Academy
2	Maui Ahuna	INF	Jr.	L/R	6-1	175	Hilo, Hawaii/Kansas
4	Jake Kendro	INF	Fr.	R/R	6-1	187	North Huntingdon, Pa./Norwin HS
5	Austen Jaslove	INF	R-So.	R/R	6-2	180	Knoxville, Tenn./Christian Academy of Knoxville
6	Kyle Booker	OF	Jr.	L/R	5-11	177	Southaven, Miss./DeSoto Central HS
7	Logan Chambers	UTL	Jr.	L/R	5-10	182	Bryant, Ark./Crowder College (MO)
8	Christian Scott	OF	*Sr.	L/L	5-10	175	Clarksville, Tenn./Rossvieview HS
9	Hunter Ensley	OF	R-So.	R/R	6-1	200	Huntingdon, Tenn./Huntingdon HS
10	Griffin Merritt	OF	*Gr.	R/R	6-2	223	Cincinnati, Ohio/Cincinnati
11	Chase Dollander	RHP	Jr.	R/R	6-2	200	Evans, Ga./Georgia Southern
12	Ethan Payne	UTL	Jr.	L/R	6-4	205	Memphis, Tenn./Germantown HS
13	Reese Chapman	OF	Fr.	L/R	6-1	195	Parker, Colo./Grandview HS
14	Charlie Taylor	C	R-So.	R/R	5-11	190	Dunwoody, Ga./Wesleyan School
16	Camden Sewell	RHP	*Gr.	L/R	6-4	175	Cleveland, Tenn./Cleveland HS
17	Jared Dickey	OF/C	R-So.	L/R	6-2	204	Mount Juliet, Tenn./Friendship Christian School
18	Ryan Miller	C	R-So.	L/R	6-3	203	Dublin, Ohio/Dublin Jerome HS
19	Seth Halvorsen	RHP	R-Jr.	R/R	6-2	225	Plymouth, Minn./Missouri
20	Bryce Jenkins	RHP	Jr.	R/R	5-11	175	Knoxville, Tenn./Cleveland State CC (TN)
21	Kavares Tears	OF/1B	R-Fr.	L/L	6-0	205	Lewisburg, Tenn./Columbia Academy
23	Chase Burns	RHP	So.	R/R	6-4	195	Gallatin, Tenn./Beech Senior HS
25	Blake Burke	1B	So.	L/L	6-3	240	Brentwood, Calif./De La Salle HS
26	Wyatt Evans	LHP	So.	L/L	6-6	245	Greenville, S.C./J.L. Mann HS
27	Jacob Bimbi	LHP	Jr.	L/L	6-0	182	Crystal Lake, Ill./Wabash Valley College (IL)
28	Aaron Combs	RHP	R-So.	R/R	6-3	190	Sarasota, Fla./College of Central Florida
29	Andrew Lindsey	RHP	Jr.	R/R	6-3	216	New Johnsonville, Tenn./Charlotte
30	Cal Stark	C	Jr.	R/R	6-1	204	Knoxville, Tenn./Weatherford College (TX)
32	Drew Beam	RHP	So.	R/R	6-4	208	Murfreesboro, Tenn./Blackman HS
33	AJ Russell	RHP	Fr.	R/R	6-6	195	Franklin, Tenn./Franklin HS
34	Hollis Fanning	RHP	Jr.	R/R	6-8	230	Tulahoma, Tenn./Tulahoma HS
35	Kirby Connell	LHP	Sr.	L/L	5-11	210	Johnson City, Tenn./Blacksburg HS (SC)
40	Zach Joyce	RHP	Jr.	R/R	6-4	225	Knoxville, Tenn./Walters State CC (TN)
41	Turner Swistak	RHP	Jr.	R/R	6-3	216	Hattiesburg, Miss./Pearl River CC (MS)
42	Jake Fitzgibbons	LHP	R-So.	L/L	5-11	175	Mount Juliet, Tenn./Mount Juliet HS
43	JJ Garcia	RHP	Fr.	R/R	6-6	190	Statesville, N.C./Combine Academy
44	Zane Denton	INF	Sr.	S/R	6-1	200	Brentwood, Tenn./Alabama
46	Dylan Dreiling	OF	Fr.	L/L	5-11	197	Hays, Kan./Hays HS
48	Zander Sechrist	LHP	Jr.	R/L	6-2	192	Buford, Ga./Flowery Branch HS

* Using Additional Year of Eligibility from 2020 COVID-Shortened Season

COACHING & SUPPORT STAFF

Head Coach: Tony Vitello (Missouri, '02)

Record at Tennessee (Year): 214-87 (6th season)

Overall Record (Year): Same

Associate Head Coach: Josh Elander (6th season)

Assistant Coach: Frank Anderson (6th season)

Assistant Coach: Richard Jackson (4th season, 2nd as AC)

Student Assistant Coach: Ricky Martinez (2nd season)

Dir. of Sports Performance: Quentin Eberhardt (5th season)

Dir. of Player Development: Luke Bonfield (4th season)

Video Coordinator: Sean McCann (6th season)

Director of Operations: Chad Zurcher (8th season)

Athletic Trainer: Jeff Wood (23rd season)

PRONUNCIATION GUIDE

Maui Ahuna	(ah-WHO-nah)
Kirby Connell	(con-NELL)
Chase Dollander	(DOE-land-er)
Dylan Dreiling	(DRY-ling)
Zander Sechrist	(SEE-crist)
Camden Sewell	(sue-uhl)
Turner Swistak	(swiss-tack)
Kavares Tears	(kuh-VAHR-es TIERS)

QUICK FACTS

GENERAL UNIVERSITY INFO

Location:	Knoxville, Tenn.
Founded:	1794
Enrollment:	33,805
Conference:	Southeastern (SEC)
Nickname:	Volunteers (Vols)
Colors:	Orange (PMS 151) and White
Mascot:	Smoky (a Bluetick Coonhound)
System President:	Randy Boyd
Chancellor:	Donde Plowman
Director of Athletics:	Danny White
Faculty Athletics Rep:	Dr. Matt Harris

BASEBALL HISTORY

First Year of Baseball:	1897
All-Time Overall Record:	2,208-1,658-13
All-Time Collegiate Record:	2,202-1,655-13
All-Time SEC Record:	796-928-1
SEC Regular-Season Championships (Last):	4 (2022)
Eastern Division Championships (Last):	8 (2022)
SEC Tournament Championships (Last):	4 (2022)
SEC Tournament Appearances (Last):	18 (2022)

NCAA Tournament Appearances (Last):	12 (2022)
NCAA Super Regional Appearances (Last):	4 (2022)
CWS Appearances (Last):	5 (2021)

TEAM INFO

2022 Record:	57-9
Home/Away/Neutral:	38-5/13-2/6-2
2022 SEC Record (Finish):	25-5 (1st East, 1st Overall)
Home/Away:	12-3/13-2
Final National Rankings:	
RPI:	1
Baseball America:	8
Collegiate Baseball Newspaper:	9
D1Baseball:	9
NCBWA:	9
Perfect Game:	9
USA Today Coaches:	9
Positional Starters Returning/Lost:	1/8
Pitchers Returning/Lost:	9/10
Letterwinners Returning/Lost:	18/19
Newcomers:	18

NUMBERS TO KNOW

13

Under head coach **Tony Vitello** (2018-pres.), Tennessee has won **13** series against top-25 teams, including five in 2022 and one so far this season.

16

Senior third baseman **Zane Denton** has driven in **16** runs during SEC play, which is double the next closest players on the team (Christian Moore & Griffin Merritt).

35

Since pitching coach **Frank Anderson** has been with the program (2018-pres.), the Vols have posted **35** shutouts, including three years of six or more (2023, 2022, 2019).

ROUNDING THE BASES

VOLS SET TO BATTLE HOGS IN ANOTHER TOP 25 SHOWDOWN

- For the third consecutive weekend, Tennessee will square off against a top-five team as the Vols hit the road to battle No. 5 Arkansas this weekend following back-to-back series against No. 1 LSU and No. 2 Florida.
- The Big Orange are 5-4 against ranked teams so far this season after sweeping then No. 12 Texas A&M three weekends ago before dropping two of three games against No. 1 LSU and No. 2 Florida the past two weekends.
- Since **Tony Vitello** became UT's head coach in 2018, the Vols have posted 54 wins over ranked foes, including 23 victories over teams ranked in the top 10 and seven wins over top-ranked teams - LSU in 2023, Ole Miss (x3) in 2022, Arkansas in 2021, Texas Tech in 2020 and Florida in 2018.
- Vitello's record against ranked teams at Tennessee is 54-47.
- Tennessee went 16-6 against ranked foes last year with series wins over No. 22 Georgia, No. 17 Auburn, No. 24 Alabama and sweeps at No. 3 Vanderbilt and No. 1 Ole Miss, plus three ranked wins in the SEC Tournament.
- UT has won 13 series over ranked teams since 2018, including five last season.

BATTLE OF SEC POWERS

- This weekend's series will feature the SEC's top two teams in terms of overall record during conference play since the start of the 2021 season and will also pit the last two SEC Champions against one another.
- Tennessee is 50-22 in SEC regular-season play since 2021, the best record in the league. The next closest program is Arkansas, who is 48-24 in that span. Including postseason games, the Vols are 59-24 against SEC foes since 2021.
- The last meeting between the two programs came in the 2021 SEC Tournament Championship game, a 7-2 Arkansas victory.
- UT put together one of the most dominant seasons in SEC history in 2022, winning both the SEC Regular Season and SEC Tournament Championships for the first time since 1995.
- The Vols posted their best record in league play in program history, going 25-5 en route to winning the SEC regular season title by six games, and the eastern division crown by 10 games, both of which are the largest margins in conference history.
- UT secured the regular-season title with four games still remaining in conference play after clinching the Eastern Division title a week earlier.
- The Vols have won the last two SEC Eastern Division crowns, as well.
- Tennessee was the first team to start SEC play 12-0 in the history of the conference, surpassing the previous record of 11-0 held by LSU (1991), Ole Miss (1964) and Alabama (1940).

VOL WARS: BREAK OUT THE LIGHT SABER

- Tennessee has been putting its new home run celebration to good use this season, as the Vols rank fifth nationally and third in the SEC with 65 home runs entering this weekend. UT hitters have donned a Darth Vader mask with a light saber in the dugout following homers this year.
- So far this season, 17 different players have gone deep for the Big Orange. Eleven of those 15 players have hit multiple homers, led by **Blake Burke** (12), **Griffin Merritt** (10) and **Zane Denton** (8).
- UT has homered in 23 of its last 26 games and has gone deep multiple times in 20 games this season. The Big Orange posted their 11th contest with three or more homers in Tuesday's 14-2 win over Eastern Kentucky, going deep five times in the run-rule victory. **Logan Chambers** and **Reese Chapman** both hit their first-career home runs in the win.
- For the fourth time since 2019, the Big Orange tied the program's single-season home run record, blasting seven long balls in the series opener vs. Morehead State on March 10.
- Six separate players combined for the seven homers on the night while four different players hit their first home run of the year (**Maui Ahuna** -2, **Kavares Tears**, **Dylan Dreiling**, **Christian Scott**). Tears and Dreiling's blasts were the first of their careers.
- Tennessee's 158 home runs in 2022 shattered the previous program record of 107 while ranking fourth in NCAA Division I history, including the most by any team in the BBCOR bat era (since 2011).

ANDERSON'S ARM FACTORY

- Under the guidance of **Frank Anderson**, one of the nation's top pitching coaches and developers of talent throughout his highly-successful career, Tennessee once again has one of the nation's premier pitching staffs.
- The Vols' staff enters this week among the national and SEC leaders in numerous categories.

Category	Stat	NCAA Rank	SEC Rank
ERA	2.98	3	1
Hits Allowed/9 Inn.	6.73	4	3
Shutouts	7	t-1	t-1
Strikeout-to-Walk Ratio	4.81	3	1
Strikeouts/9 Inn.	12.0	3	1
WHIP	1.02	2	1
Walks Allowed/9 Inn.	2.50	3	1

- UT has held its opponents to three or fewer earned runs in 22 of its 33 games so far this season.
- UT has recorded double-digit strikeouts in 24 of its 33 games this season, with a high of 20 vs. Dayton (2/24).

RECORD BREAKDOWN

	Overall	SEC
Overall	23-10	5-7
Home	21-3	4-2
Away	1-6	1-5
Neutral	1-1	--
Non-Conference	18-3	--
vs. Ranked Opponent	5-4	5-4
Day Games	17-3	4-3
Night Games	6-7	1-4
vs. Left-Handed Starter	10-2	3-1
vs. Right-Handed Starter	13-8	2-6
1-Run Games	1-2	1-0
2-Run Games	0-2	0-1
5+ Run Games	19-4	3-4
Extra Innings	0-1	--
Shutouts	7-0	--
Scoring 0-2 Runs	0-5	0-4
Scoring 3-5 Runs	2-4	0-3
Scoring 6-9 Runs	11-1	3-0
Scoring 10+ Runs	10-0	3-0
Opp. 0-2 Runs	16-0	1-0
Opp. 3-5 Runs	3-3	1-1
Opp. 6-9 Runs	4-7	3-6
Opp. 10+ Runs	--	--
Score in 1st Inning	13-2	4-1
Opp. Score in 1st Inning	5-6	3-4
Score First	16-3	2-2
Opp. Score First	7-7	3-5
After 6 Innings:		
Leading	21-0	4-0
Trailing	1-9	1-7
Tied	1-1	--
After 7 Innings:		
Leading	20-0	4-0
Trailing	0-7	0-5
Tied	1-1	1-0
After 8 Innings:		
Leading	18-0	3-0
Trailing	0-7	0-5
Tied	1-1	1-0
Hit 0 Home Runs	2-3	1-2
Hit 1 Home Run	3-5	2-3
Hit 2+ Home Runs	18-2	2-2
Opp. 0 Home Runs	13-3	2-2
Opp. 1 Home Run	7-2	3-1
Opp. 2+ Home Runs	3-5	0-4
Made 0 Errors	15-1	1-0
Made 1 Error	6-5	2-4
Made 2+ Errors	2-4	2-3
Opp. 0 Errors	8-5	2-4
Opp. 1 Error	11-4	3-2
Opp. 2+ Errors	4-1	0-1
Out-Hit Opp.	22-2	5-1
Out-Hit by Opp.	0-8	0-6
Hits are tied	1-0	--
BY MONTH		
February	7-2	--
March	13-6	3-5
April	3-2	2-2
May	--	--
June	--	--
BY UNIFORM		
All Whites	6-1	1-1
Orange Top	5-5	1-4
Cream	4-0	2-0
Pinstripes	6-1	--
Smokey Grey	1-3	1-2
Black	1-0	--

ROUNDING THE BASES

- In their series sweep of Morehead State (3/10-11), the Vols totaled 43 punchouts over the three games (15 in Game 1, 16 in Game 2 and 12 in Game 3). The 43 strikeouts were the most by UT in a single series since racking up 46 in three games vs. Indiana (Feb. 22-24, 2019).
- The Vols' bullpen has also been impressive this year with a 2.12 ERA and 178 strikeouts compared to just 39 walks in 135.2 innings pitched. **AJ Russell** (0.71), **Bryce Jenkins** (0.87), **Aaron Combs** (1.50), **Camden Sewell** (1.59), **Jake Fitzgibbons** (1.93), **Jacob Bimbi** (2.00), **Andrew Lindsey** (2.01), **Seth Halvorsen** (2.42) and **Kirby Connell** (2.70), all enter this week with ERA's under 3.00.

SEC SWEEPS

- In just the four-plus seasons under head coach **Tony Vitello** that have featured SEC games (no SEC games in 2020 due to COVID-19), Tennessee has recorded 11 series sweeps in league play.
- Prior to Vitello taking over as head coach in 2018, the Vols recorded just 12 series sweeps in conference play from 2003-2017, a span of 15 seasons.

SEC Series Sweeps Under Vitello

#12 Texas A&M -- March 24-26, 2023	South Carolina -- March 18-20, 2022
at Mississippi State -- May 19-21, 2022	at Missouri -- May 7-9, 2021
at Florida -- April 22-24, 2022	#14 LSU -- March 26-28, 2021
Missouri -- April 8-10, 2022	at Kentucky -- April 18-20, 2019
at #3 Vanderbilt -- April 1-3, 2022	Alabama -- March 23-25, 2018
at #1 Ole Miss -- March 25-27, 2022	

DICKEY DOES IT ALL

- Redshirt sophomore **Jared Dickey** has consistently been one of Tennessee's top players this season and is doing a little bit of everything for the Big Orange this season.
- Dickey enters the weekend having reached base safely in 11 straight games and ranks second on the team with 10 multi-hit games.
- The Mount Juliet, Tennessee, native led the team with a .429 batting average and six hits against No. 1 LSU two weeks ago, recording at least one hit in all three games. Dickey capped the series with a three-hit day to go along with a run scored and two RBIs in UT's 14-7 win in the series finale on Saturday.
- Dickey has also been extremely valuable for the Vols defensively with his ability to play all three outfield spots and catcher. He has started seven of the last 11 games behind the plate after not playing any catcher for the first 21 games of the season.
- Dickey has started at four different positions this season: left field (10), catcher (7), center field (6), right field (6) and designated hitter (3).
- Entering this weekend's series, Dickey ranks among the team leaders in the following categories:

Category	Stat	Team Rank
At Bats	118	2
Batting Avg	.314	3
Hits	37	2
Runs Scored	35	t-1
RBI	23	5
Doubles	4	t-4
Triples	2	t-2
Home Runs	5	t-5
Total Bases	60	3
Walks	14	4
Hit By Pitch	5	t-1
Stolen Bases	4	t-3
Sac Flies	2	t-3

DENTON NEXT IN LINE AT 3BU

- Tennessee has become a factory when it comes to producing third basemen with the likes of **Andre Lipcius** (2019), **Jake Rucker** (2020-21) and **Trey Lipscomb** (2022) manning the hot corner in each of the past four years.
- **Zane Denton** is proving to be the next in line of ultra-productive players at third base for the Big Orange. The Alabama transfer enters the weekend leading the team in RBIs (34), triples (3) and sac flies (4) while also ranking second on the team in extra-base hits (15), walks (28), on-base percentage (.439) and total bases (63). He also ranks third on the team in home runs (8) and slugging percentage (.636).
- The Brentwood, Tennessee, native hit his team-leading six home run in SEC play with a two-run blast vs. No. 2 Florida last Friday night. Denton's six homers and 16 RBIs are double that of anyone else on the team in league play.
- Denton homered twice and led Tennessee with five RBIs in its series at No. 1 LSU (3/30-4/1).
- Denton was the Vols' most productive player in UT's series vs. Texas A&M (3/24-3/26), leading the team in batting average (.667), on-base percentage (.818), slugging percentage (1.667), homers (2), RBIs (6), total bases (10) and walks (5).
- The senior switch hitter put forth a massive performance in the series finale, going 3-for-3 with a walk, two runs scored and five RBIs. Denton went deep twice in the game, marking his first-career multi-homer outing.
- Denton became just the fifth player in program history to hit for the cycle, doing so in the series opener vs. Morehead State on March 10.

BURKE FINDING HIS GROOVE AGAIN

- After a slow start to SEC play, sophomore slugger **Blake Burke** is starting to find his form once again at the plate, batting .325 with three homers and six RBIs over the team's last 10 games.
- Burke went 2-for-3 with two RBIs and hit his team-leading 12th homer of the year in Tuesday's midweek win over Eastern Kentucky. He also went deep in last Thursday's series opener vs. No. 2 Florida.

'23 AWARDS & HONORS

MAUI AHUNA • INF • JR

- Golden Spikes Award Preseason Watch List
- Preseason All-American - 2nd Team (NCBWA)
- Preseason All-American - 3rd Team (DIB, CBN, PG)
- Preseason All-SEC - 2nd Team (SS)

DREW BEAM • RHP • SO

- Golden Spikes Award Preseason Watch List
- Preseason All-American - 1st Team (NCBWA)
- Preseason All-American - 2nd Team (CBN, PG)
- Preseason All-American - 3rd Team (DIB)

BLAKE BURKE • 1B • SO

- TSWA Player of the Week - March 7

CHASE BURNS • RHP • SO

- Golden Spikes Award Midseason Watch List
- Collegiate Baseball National Players of the Week - Feb. 27
- TSWA Pitcher of the Week - Feb. 28
- Preseason All-American - 1st Team (DIB, BA, NCBWA, CBN, PG)
- Preseason All-SEC - 1st Team (SP)

KIRBY CONNELL • LHP • SR

- NCBWA Stopper of the Year Preseason Watch List
- Preseason All-American - 2nd Team (NCBWA)

JARED DICKEY • OF/C • R-SO

- TSWA Player of the Week - Feb. 28
- Preseason All-American - 3rd Team (BA)

CHASE DOLLANDER • RHP • JR

- Golden Spikes Award Midseason Watch List
- TSWA Pitcher of the Week - March 7
- Perfect Game Preseason Pitcher of the Year
- Preseason All-American - 1st Team (DIB, BA, NCBWA, CBN, PG)
- Preseason All-SEC - 1st Team (SP)

CAMDEN SEWELL • RHP • GR

- NCBWA Stopper of the Year Preseason Watch List
- Preseason All-American - 2nd Team (CBN)
- Preseason All-American - 3rd Team (NCBWA)
- Preseason All-SEC - 2nd Team (RP)

ROUNDING THE BASES

IMPACT TRANSFERS

- Despite losing all eight position starters and five key arms from last season's team, Tennessee was able to bolster its core of returners with impact transfers from other four-year schools as well as the JUCO ranks.
- The Vols added veteran position players via the transfer portal with the likes of **Maui Ahuna**, **Zane Denton** and **Griffin Merritt**, who have combined for 453 games played at the Division I level.
- On the mound, UT added Charlotte transfer **Andrew Lindsey** as well JUCO arms in **Zach Joyce**, **Bryce Jenkins**, **Jacob Bimbi** and **Aaron Combs**, among others.
- More info on some of the Vols' top newcomers can be found below.

Maui Ahuna (SS - Kansas)

- Enters this weekend on a six-game hitting streak and has recorded at least one hit in 19 of his 23 games played this season.
- Was a first-team All-Big 12 selection as a sophomore in 2022 after slashing .396/.479/.634 with 42 runs scored, 16 doubles, eight home runs, 48 RBIs and 13 stolen bases for the Jayhawks.
- Starred for the USA Baseball Collegiate National Team over the summer.
- Tabbed a preseason All-American by multiple outlets as well as a preseason All-SEC selection and is considered a potential first round draft pick in the upcoming 2023 MLB Draft.

Zane Denton (3B - Alabama)

- Leads the team with 34 RBIs and three triples while also ranking second on the team in extra-base hits (15), total bases (63), walks (28) and on-base percentage (.439).
- Leads the team with five home run and 13 RBIs over the last 10 games.
- Hit for the cycle on March 10 vs. Morehead State, finishing with a career-high six RBIs.
- A three-year starter for the Crimson Tide who was named to the 2021 SEC All-Newcomer Team and SEC All-Defensive Team.
- Led Alabama with 13 homers and 48 RBI last season after leading the team with a .308 batting average in 2021.

Griffin Merritt (OF - Cincinnati)

- Ranks second on the team with 10 home runs after hitting three bombs and driving in seven runs over the last two games.
- Had three hits, scored three runs and had a career-high six RBIs in win over Florida last Saturday.
- One of the top players for the Bearcats over the past three seasons, boasting a .528 career slugging percentage with 29 home runs and 102 RBIs during his career at Cincinnati.
- Named the 2022 American Athletic Conference Player of the Year after leading the league with 19 homers. Was also tabbed a CoSIDA First Team Academic All-American.

Andrew Lindsey (RHP - Charlotte)

- Tops among UT relievers with 26 strikeouts in 22.1 innings of work.
- After issuing three walks in his Tennessee debut, has only walked five batters over his last 11 appearances (19.1 IP) while racking up 25 strikeouts in that span.
- Had a season-long outing of 4.2 innings at No. 1 LSU (3/31), holding the Tigers to one run while striking out three batters.
- Was one of the 49ers top pitchers as a sophomore in 2021, helping lead them to the NCAA Greenville Regional.
- Made 12 starts over 20 appearances, finishing 6-2 on the year to go along with a 4.89 ERA. Led the team with 81.0 innings pitched and finished second on the staff with 76 strikeouts.

Aaron Combs (RHP - College of Central Florida)

- Has emerged as a valuable weapon out of the bullpen and continues to see an increased role.
- Is 3-0 with a 1.50 ERA in 12 relief appearances this season, totaling 22 strikeouts while allowing just two walks and five hits in 12.0 innings of work.
- Has not allowed a run or a hit in nine of his 12 appearances and has posted seven consecutive scoreless outings.
- Spent last season at the College of Central Florida where he was a 2022 All-Mid Florida Conference first team selection and helped the Patriots to a 47-17 record and a trip to the 2022 NJCAA Division I Junior College World Series after going 8-2 with a 3.45 ERA and 74 strikeouts in 60.0 innings pitched.

Bryce Jenkins (RHP - Cleveland State Community College)

- Has allowed just one run on four hits in his 10 relief appearances this season and has yet to issue a walk while totaling 13 strikeouts.
- Retired all six batters he faced with a career-high five strikeouts against No. 2/3 Florida last Friday night.
- Compiled a 11-9 record over 27 appearances (26 starts) during his time at Cleveland State Community College.
- Went 4-3 with a 4.45 ERA and tied for the team lead with 13 starts in 2022 while racking up a team-high 93 strikeouts over 60.2 innings pitched.

Zach Joyce (RHP - Walters State Community College)

- Has been solid in 11 relief appearances this season, allowing just three runs on seven hits while racking up 15 strikeouts in nine innings of work.
- Has not allowed a base runner in six of his 11 appearances this season.
- Knoxville native who rejoined the Tennessee baseball program in the fall after deciding to step away from the game for the last two years.
- Twin brother of former Vol **Ben Joyce**, who was an All-American relief pitcher for UT in 2022 and was drafted in the third round of the 2022 MLB Draft by the Los Angeles Angels.
- Spent two seasons with his brother Ben at Walters State and helped lead the Senators to the NJCAA D1 JUCO World Series as a freshman in 2019, making 13 relief appearances with a 1.15 ERA, racking up 24 strikeouts while issuing just six walks in 15.2 innings pitched.

Jacob Bimbi (LHP - Wabash Valley College)

- Has made 10 relief appearances this season, allowing two runs on seven hits in nine innings with 14 strikeouts.
- Posted five straight scoreless outings: WCU (3/21), Lipscomb (3/14), Morehead State (3/10), UNCA (3/28) and ECU (4/11).
- Star pitcher for the Warriors in 2022, helping lead the program to a 59-9 record and a fourth-place finish at the NJCAA D1 JUCO World Series while earning a spot on the World Series All-Tournament team.
- Tabbed a 2022 NJCAA Division I First-Team All-American starting pitcher after starting 18 games and posting an 11-1 record with a 1.49 ERA and 133 strikeouts in 84.2 innings pitched.

PITCHER SPOTLIGHT

#32 Drew Beam | RHP | So.

Beam posted a big performance last Saturday for the Vols, helping UT salvage the final game of the series with No. 2 Florida.

The standout sophomore went seven innings and punched out 10 batters, tying a career high.

Beam has been incredibly steady for Tennessee this year, never allowing more than three earned runs in an outing thus far.

SEASON STATS:

8 APP | 8 GS | 4-1 | 2.52 ERA | 39.1 IP | 38 H | 22 R | 11 ER | 9 BB | 41 K | 1.19 WHIP | .248 B/AVG



PLAYER SPOTLIGHT

#10 Griffin Merritt | OF | Gr.

In just the last two games, Merritt has been white-hot. He has blasted three home runs in his last five at-bats entering the Arkansas series and currently ranks sixth among active players in career home runs (44).

The Cincinnati native has now hit double-digit home runs in each of his last three seasons (2023 - 10, 2022 - 19, 2021 - 10).

SEASON STATS:

.276 AVG | 19 R | 24 H | 4 2B | 10 HR | 26 RBI | 58 TB | 1.048 OPS | .667 SLG | .381 OBP | 2-2 SB



ROUNDING THE BASES

THE WEEKEND ROTATION

- Tennessee boasts one of the most talented weekend pitching rotations in the country with the trio of **Chase Dollander, Chase Burns and Drew Beam**.
- All three landed on the Golden Spikes Award Preseason Watch List and were tabbed as first-team preseason All-Americans by at least one outlet with Dollander and Burns garnering unanimous first-team honors.
- The trio combined to post an 26-3 record last season with 273 strikeouts and just 59 walks allowed in 235.1 innings pitched.

Chase Dollander - RHP - Jr. (4-3, 4.19 ERA, 1.19 WHIP, 13.2 Ks per 9)

- Dollander is widely regarded as one of the top college pitching prospects this season and is projected as an early first-round pick in the 2023 MLB Draft after earning unanimous All-America honors and being named the SEC Pitcher of the Year in 2022.
- Was named to the Golden Spikes Midseason Watch List last Wednesday.
- Enters the weekend tied for 18th nationally and fourth in the SEC with 63 strikeouts.
- Finished with seven strikeouts despite pitching just four innings in last start vs. No. 2 Florida.

Chase Burns - RHP - So. (2-3, 6.10 ERA, 1.31 WHIP, 15.0 Ks per 9)

- Burns was one of the top freshmen in the country in 2022, earning freshman of the year or freshman pitcher of the year recognition from the NCBWA, D1Baseball.com and Collegiate Baseball News while garnering unanimous Freshman All-America honors. He was the first pitcher in program history to earn three national award honors in the same season.
- Tied for seventh in the nation with 69 strikeouts and ranks fifth nationally with 15.0 strikeouts per nine innings.
- Was named to the Golden Spikes Midseason Watch List last Wednesday.
- Has posted 12-plus strikeouts three times this season.

Drew Beam - RHP - So. (4-1, 2.52 ERA, 1.19 WHIP, 9.4 Ks per 9)

- Beam was also one of the top freshman arms in 2022, earning unanimous Freshman All-America honors while being recognized as the SEC Freshman of the Year.
- Was dominant in a win over No. 2 Florida last Saturday, pitching six scoreless innings before allowing a two-run homer in the seventh. Allowed just four hits and tied a career high with 10 strikeouts in seven innings of work against the Gators.
- Enters the weekend with the lowest ERA among Tennessee's weekend starters and has not allowed more than three earned runs in any start this season.

DENTON HITS FOR THE CYCLE

- Senior third baseman **Zane Denton** became the fifth player in program history and the second in as many years to hit for the cycle after accomplishing the feat in the series opener vs. Morehead State on March 10.
- Denton led Tennessee's offensive explosion in the 23-4 victory, finishing with a career high four hits and six RBIs on the night.
- The Brentwood, Tennessee, native got UT on the board with an RBI double to open the scoring in the first inning before homering in his second at-bat with a solo blast in the bottom of the third. He drove in two more runs with a single in the fifth before completing the cycle with a two-run triple in the bottom of the sixth.
- Of the five cycles in Tennessee baseball history, four have come from third basemen (full list below).

Player (Pos.)	Opponent	Date	AB1	AB2	AB3	AB4	AB5	AB6	Totals
Zane Denton (3B)	Morehead State	3/10/23	2B	HR	K	1B	3B	--	4-5, 3 R, 6 RBI
Trey Lipscomb (3B)	Iona	2/25/22	HR	2B	1B	2B	3B	--	5-5, 3 R, 9 RBI
Jordan Rodgers (3B)	Kentucky	4/1/16	1B	2B	3B	F8	HR	--	4-5, 2 R, 8 RBI
Matt Duffy (3B)	New Orleans	3/9/11	2B	F9	3B	HR	L9	1B	4-6, 3 R, 4 RBI
Chris Burke (SS)	Vanderbilt	5/11/01	3B	HR	K	2B	1B	--	4-5, 3 R, 3 RBI

NON-CON DOMINATION

- Tennessee has been extremely successful against non-conference opponents since the start of the 2019 season, posting a 112-20 record in that span.
- The Vols have not lost a regular-season non-conference weekend series since 2020 (Wright State) and have swept 11 of their 13 regular-season non-conference weekend series since 2020.
- In 2022 and 2021, the Vols posted a 53-10 record against out-of-conference opponents, going 28-4 a season ago after posting a 25-6 non-conference record in 2021.
- Under Vitello, Tennessee is an incredible 60-9 overall in midweek games, including a 13-1 record a season ago, outscoring their opponents 139-31 in those 14 contests.
- The Vols are 8-1 in midweek games this season while outscoring their opponents 89-13 in those contests.
- In 21 non-conference games this season, Tennessee is batting .311 as a team with 50 home runs and has a 1.87 team ERA while posting seven shutouts and holding opponents to a .173 batting average. The Vols have allowed more than three earned runs just twice in their 21 non-SEC contests.

ROCKY TOP TRULY IS HOME SWEET HOME

- Tennessee has been extremely tough to beat at home over the past three-plus years thanks in large part to having one of the best home field advantages in college baseball.
- The Vols are 102-19 when playing at Lindsey Nelson Stadium since the start of the 2020 season and continue to set attendance records along the way.
- UT sold out 29 of its 45 home games last season and set new program records for total (181,517) and average attendance (4,221). 47 of UT's 50 highest single-game attendance marks have come since the start of the 2021 season (all over 4,000).
- The Big Orange have sold out 13 of their 24 home games this season and have posted an attendance of over 4,000 in all 24 of those contests.
- In its win over Gonzaga on March 4, Tennessee recorded the second highest attendance for a game in program history (5,037), while the March 7 midweek contest against Boston College came in at No. 3 (4,749). Last Thursday's series opener vs. No. 2/3 Florida had an attendance of 4,727, the fourth highest in program history.

STAT LEADERS

BATTING (min. 2 Plate App/Game)

Category	Player	Value
Batting Avg.	Blake Burke	.333
OPS	Blake Burke	1.113
Slugging Pct.	Blake Burke	.700
On-Base Pct.	Christian Moore	.482
At-Bats	Blake Burke	120
Runs	Dickey / Moore	35
Hits	Blake Burke	40
Doubles	Ahuna / Moore	6
Triples	Zane Denton	3
Home Runs	Blake Burke	12
RBI	Zane Denton	34
Total Bases	Blake Burke	84
Stolen Bases	Christian Moore	12
Walks	Christian Moore	30
Hit by Pitch	Dickey / Burke	5
Sac Flies	Zane Denton	4
Sac Bunts	Christian Scott	3

PITCHING (min. 1 IP/Game)

Category	Player	Value
Appearances	Kirby Connell	17
Games Started	Beam/Burns/Dollander	8
Innings Pitched	Chase Dollander	43.0
Wins	Beam / Dollander	4
Saves	Seth Halvorsen	2
ERA	Drew Beam	2.52
WHIP	Chase Dollander	1.19
Strikeouts	Chase Burns	69
Opp. Avg.	Chase Dollander	.230

FIELDING

Category	Player	Value
Chances	Charlie Taylor	235
Putouts	Charlie Taylor	228
Assists	Christian Moore	64
Fielding Pct.*	Four tied	1.000

* Among position players (min. 25 chances)

ROUNDING THE BASES

VOLS GARNER HIGHEST PRESEASON RANKING IN PROGRAM HISTORY

- The Vols entered the 2023 season ranked in the top five of all six major polls: D1Baseball.com (#2), USA Today (#2), NCBWA (#2), Baseball America (#2), Perfect Game (#2) and Collegiate Baseball News (#5).
- UT's No. 2 ranking entering the season was the highest preseason ranking in program history and its first top-10 preseason ranking since the 2006 team started the year ranked as high as No. 9 by Baseball America.
- Tennessee finished the 2022 season ranked as high as No. 8 nationally (Baseball America) and was ranked in the top nine of every major poll to finish the year.
- UT has earned preseason top-25 rankings in each of the past three seasons after going 13 consecutive years without being ranked in the preseason polls. The Vols were ranked as high as No. 11 to begin the 2007 season.
- To see a full listing of where Tennessee ranks in this week's polls, check Page 17.

2022 MLB DRAFT PAINTED BIG ORANGE

- The 2022 MLB First-Year Player Draft was one for the history books at Tennessee as a program-record 10 Volunteers heard their names called to fulfill lifelong dreams.
- Tennessee's 10 selections ranked as the second most of any school, just one behind Oklahoma's 11, and the most of any SEC program.
- Previously, the record for players drafted in a single season out of Tennessee was eight in 1992 when the draft had 50 rounds, compared to the modern draft which is only 20 rounds.
- Since 2019, 26 Vols have been selected in the MLB Draft, the third-highest total among SEC teams in that span.

2022 MLB First-Year Player Draftees

Round 1 (28) - Drew Gilbert, OF - Houston Astros
 Round 1, Comp. A (38) - Jordan Beck, OF - Colorado Rockies
 Round 2 (52) - Blade Tidwell, RHP - New York Mets
 Round 3 (84) - Trey Lipscomb, INF - Washington Nationals
 Round 3 (89) - Ben Joyce, RHP - Los Angeles Angels
 Round 6 (168) - Will Mabrey, LHP - Arizona Diamondbacks
 Round 6 (174) - Jorel Ortega, INF - Minnesota Twins
 Round 7 (207) - Seth Stephenson, OF - Detroit Tigers
 Round 7 (221) - Mark McLaughlin, RHP - Chicago White Sox
 Round 14 (411) - Cortland Lawson, INF - Washington Nationals

PRESEASON HONORS

- The Vols had a host of players earn preseason accolades heading into the 2023 season.
- A program-record seven players garnered preseason All-America honors:
 - RHP **Chase Dollander**: Unanimous First Team Selection
 - RHP **Chase Burns**: Unanimous First Team Selection
 - RHP **Drew Beam**: NCBWA (1st Team) | Collegiate Baseball News & Perfect Game (2nd Team) | D1Baseball.com (3rd Team)
 - INF **Maui Ahuna**: NCBWA (2nd Team) | D1Baseball.com, Collegiate Baseball News & Perfect Game (3rd Team)
 - RHP **Camden Sewell**: Collegiate Baseball News (2nd Team) | NCBWA (3rd Team)
 - OF/C **Jared Dickey**: Baseball America (3rd Team)
 - LHP **Kirby Connell**: NCBWA (2nd Team)
- Tennessee also had a program-record four players named to the Golden Spikes Award Preseason Watch List in Dollander, Burns, Beam and Ahuna.
- Dollander and Burns were also tabbed as first-team preseason All-SEC selections, while Ahuna and Sewell were second-team picks.
- Sewell and Connell were named to the NCBWA Stopper of the Year Preseason Watch List, which is awarded to the nation's top relief pitcher each season.

VOLS REPRESENTED WELL IN THE WORLD BASEBALL CLASSIC

- Two VFLs represented their countries in the 2023 World Baseball Classic. **Liam Spence** and Team Australia made it through the Group Stage before being eliminated by Cuba in the quarterfinals, while **Julio Borbon** served as the first base coach for the Dominican Republic.

RECORD-SETTING 2022 SEASON

- Tennessee continued its reemergence as an SEC and national power in 2022, setting a new program record with 57 victories en route to winning SEC regular season and SEC Tournament titles for the first time in 1995. The Vols won the SEC regular season title by six games and the eastern division crown by 10 games, both of which are the largest margins in conference history.
- The Vols achieved the program's first No. 1 national ranking in any poll in week six before settling in as the unanimous top-ranked team in week seven. UT was ranked No. 1 in at least one poll during 12 weeks of the season and spent 10 weeks as the nation's unanimous top-ranked team.
- UT led the nation in numerous statistical categories while setting a handful of program records along the way, including new marks for home runs (158), runs scored (613), RBIs (574), slugging percentage (.604), ERA (2.51), WHIP (1.00), opponent batting average (.199), strikeouts (695), strikeouts/nine innings (10.5) and walks allowed/nine innings (2.48).
- Tennessee became the first NCAA Division I team since at least 1972 to lead the country in both home runs and ERA. The Vols' 158 long balls shattered the previous program record of 107 while ranking fourth in NCAA Division I history, including the most by any team in the BBCOR bat era (since 2011). UT also led the country in runs scored (613), slugging percentage (.604), strikeout-to-walk ratio (4.24), WHIP (1.00), walks allowed/nine innings (2.48) and win/loss percentage (.864).

VOLS IN THE PROS

VOLS IN THE MLB

Player	Pos.	Team
Yan Gomes	C	Chicago Cubs
Garrett Crochet (IL)	P	Chicago White Sox
Nick Senzel (IL)	OF	Cincinnati Reds

VOLS IN THE MiLB

Player	Pos.	Team
Jordan Beck	OF	Spokane Indians
Chad Dallas	P	Vancouver Canadians
Zach Daniels	OF	Sugar Land Space Cowboys
Max Ferguson	INF	Greenville Drive
Drew Gilbert	OF	Asheville Tourists
Sean Hunley	P	Montgomery Biscuits
Ben Joyce	P	Rocket City Trash Pandas
Cortland Lawson	INF	Fredericksburg Nationals
Jackson Leath	P	Down East Wood Ducks
Andrew Lee	P	Harrisburg Senators
Zach Linginfelter	P	Lehigh Valley Iron Pigs
Trey Lipscomb	INF	Fredericksburg Nationals
Andre Lipcius	INF	Toledo Mud Hens
Will Mabrey	P	ACL D-Backs Black
Jorel Ortega	INF	Ft. Myers Mighty Mussels
Connor Pavolony	C	Aberdeen IronBirds
Jake Rucker	INF	St. Paul Saints
Andrew Schultz	P	Reading Fightin Phils
Alerick Soularie	OF	Cedar Rapids Kernels
Liam Spence	INF	Myrtle Beach Pelicans
Garrett Stallings	P	Bowie Baysox
Drew Steckenrider	RHP	Las Vegas Aviators
Seth Stephenson	OF	Lakeland Flying Tigers
Blade Tidwell	P	St. Lucie Mets
Chase Wallace	P	Quad Cities River Bandits
Zach Warren	P	Lehigh Valley IronPigs



HOME RUN TRACKER

Player (Season Total)	Opponent	Date	Inn.	Type	Exit Velo	Est. Distance
Cal Stark (1)	@ Grand Canyon	2/18	T4	2-Run	--	--
Blake Burke (1)	vs. UC San Diego	2/19	B6	Solo	--	--
Christian Moore (1)	vs. UC San Diego	2/19	B7	Solo	--	--
Blake Burke (2)	Alabama A&M	2/21	B3	3-Run	107 mph	422 ft.
Jared Dickey (1)	Alabama A&M	2/21	B6	2-Run	99 mph	345 ft.
Ryan Miller (1)	Alabama A&M	2/21	B8	2-Run	103 mph	345 ft.
Charlie Taylor (1)	Alabama A&M	2/22	B5	3-Run	100 mph	376 ft.
Charlie Taylor (2)	Alabama A&M	2/22	B6	Solo	96 mph	386 ft.
Jared Dickey (2)	Dayton	2/24	B3	2-Run	104 mph	431 ft.
Griffin Merritt (1)	Dayton	2/24	B4	Solo	104 mph	424 ft.
Jake Kendro (1)	Dayton	2/24	B8	Solo	106 mph	365 ft.
Blake Burke (3)	Dayton	2/26	B1	Solo	108 mph	428 ft.
Blake Burke (4)	Dayton	2/26	B5	Solo	101 mph	375 ft.
Jared Dickey (3)	Charleston Southern	2/28	B6	Solo	98 mph	384 ft.
Blake Burke (5)	Charleston Southern	2/28	B6	2-Run	104 mph	380 ft.
Blake Burke (6)	Charleston Southern	3/1	B6	2-Run	98 mph	365 ft.
Christian Moore (2)	Gonzaga	3/3	B5	Solo	109 mph	452 ft.
Zane Denton (1)	Gonzaga	3/3	B6	Solo	97 mph	382 ft.
Kyle Booker (1)	Gonzaga	3/4	B6	Solo	104 mph	419 ft.
Blake Burke (7)	Gonzaga	3/4	B7	3-Run	112 mph	423 ft.
Griffin Merritt (2)	Gonzaga	3/4	B7	2-Run	105 mph	406 ft.
Jared Dickey (4)	Gonzaga	3/5	B3	GS	105 mph	395 ft.
Christian Moore (3)	Gonzaga	3/5	B3	2-Run	100 mph	432 ft.
Griffin Merritt (3)	Gonzaga	3/5	B4	2-Run	96 mph	351 ft.
Christian Moore (4)	Boston College	3/7	B9	Solo	95 mph	340 ft.
Maui Ahuna (1)	Morehead State	3/10	B2	3-Run	106 mph	414 ft.
Zane Denton (2)	Morehead State	3/10	B3	Solo	108 mph	418 ft.
Jared Dickey (5)	Morehead State	3/10	B3	Solo	98 mph	392 ft.
Dylan Dreiling (1)	Morehead State	3/10	B3	2-Run	99 mph	392 ft.
Kavares Tears (1)	Morehead State	3/10	B3	Solo	106 mph	420 ft.
Christian Scott (1)	Morehead State	3/10	B6	2-Run	106 mph	415 ft.
Maui Ahuna (2)	Morehead State	3/10	B7	2-Run	99 mph	340 ft.
Blake Burke (8)	Morehead State	3/11 - DH1	B1	Solo	109 mph	449 ft.
Griffin Merritt (4)	Morehead State	3/11 - DH1	B2	Solo	101 mph	389 ft.
Dylan Dreiling (2)	Morehead State	3/11 - DH1	B6	Solo	99 mph	391 ft.
Griffin Merritt (5)	Morehead State	3/11 - DH2	B2	2-Run	106 mph	404 ft.
Maui Ahuna (3)	Morehead State	3/11 - DH2	B5	2-Run	107 mph	353 ft.
Griffin Merritt (6)	Morehead State	3/11 - DH2	B6	2-Run	101 mph	361 ft.
Hunter Ensley (1)	Lipscomb	3/14	B2	2-Run	103 mph	397 ft.
Maui Ahuna (4)	Lipscomb	3/14	B2	3-Run	101 mph	393 ft.
Dylan Dreiling (3)	Lipscomb	3/14	B5	2-Run	102 mph	381 ft.
Christian Moore (5)	@ Missouri	3/17	T6	Solo	--	--
Griffin Merritt (7)	@ Missouri	3/19 - DH1	T6	Solo	--	--
Zane Denton (3)	@ Missouri	3/19 - DH1	T7	2-Run	--	--
Christian Scott (2)	Western Carolina	3/21	B2	Solo	103 mph	405 ft.
Cal Stark (2)	Western Carolina	3/21	B4	Solo	102 mph	336 ft.
Blake Burke (9)	Texas A&M	3/24	B7	Solo	113 mph	444 ft.
Zane Denton (4)	Texas A&M	3/26	B3	2-Run	104 mph	410 ft.
Zane Denton (5)	Texas A&M	3/26	B5	Solo	103 mph	396 ft.
Christian Scott (3)	UNC Asheville	3/28	B5	Solo	103 mph	370 ft.
Blake Burke (10)	UNC Asheville	3/28	B6	Solo	112 mph	384 ft.
Maui Ahuna (5)	@ LSU	3/31	T1	Solo	109 mph	440 ft.
Hunter Ensley (2)	@ LSU	3/31	T2	Solo	98 mph	376 ft.
Zane Denton (6)	@ LSU	3/31	T4	2-Run	104 mph	412 ft.
Zane Denton (7)	@ LSU	4/1	T6	2-Run	100 mph	382 ft.
Blake Burke (11)	Florida	4/6	B2	Solo	107 mph	415 ft.
Zane Denton (8)	Florida	4/7	B2	2-Run	100 mph	347 ft.
Cal Stark (3)	Florida	4/8	B3	2-Run	106 mph	442 ft.
Griffin Merritt (8)	Florida	4/8	B4	2-Run	110 mph	435 ft.
Griffin Merritt (9)	Florida	4/8	B8	3-Run	101 mph	406 ft.
Blake Burke (12)	Eastern Kentucky	4/11	B1	2-Run	112 mph	429 ft.
Christian Moore (6)	Eastern Kentucky	4/11	B4	3-Run	102 mph	371 ft.
Griffin Merritt (10)	Eastern Kentucky	4/11	B5	Solo	111 mph	424 ft.
Logan Chambers (1)	Eastern Kentucky	4/11	B5	Solo	97 mph	350 ft.
Reese Chapman (1)	Eastern Kentucky	4/11	B7	3-Run	108 mph.	414 ft.
TOTALS & HIGHS	65 Home Runs			1 GS	113 mph	452 ft.

All data provided by Trackman

INDIVIDUAL

No-Hitter:	Jeffery Terrell vs. Bowling Green State (2/15/02) [W, 5-0]
One-Hitter:	Luke Hochevar at Auburn (3/18/05) [W, 2-1]
Complete Game:	Drew Beam at Vanderbilt, (4/3/22) [W, 5-0]
Complete Game Shutout:	Drew Beam at Vanderbilt, (4/3/22) [W, 5-0]
Back-to-Back Complete Games:	Garrett Stallings & Will Neely doubleheader vs. Alabama (3/25/18)
Three Straight Complete Games:	Ryan Meyers, Mike Lincoln & Scott Schroeffer 1996 Atlantic Regional vs. Charleston Southern, Georgia Southern & West Virginia
10+ Strikeouts (Individual):	Drew Beam (10) vs. Florida (4/8/23)
10+ Innings Pitched:	Jamie Bennett (10.0) vs. Auburn (4/14/00)
Hit for the Cycle:	Zane Denton vs. Morehead State (3/10/23)
Walk-Off Play:	Reese Chapman vs. EKU (4/11/23) [HR in 7th Inn. (run-rule)]
Hit a Walk-Off HR:	Reese Chapman vs. EKU (4/11/23) [HR in 7th Inn. (run-rule)]
Inside the Park Home Run:	Christian Moore vs. Oklahoma (3/6/22)
Inside the Park Grand Slam:	Joe Randa vs. Louisville (4/23/91)
Pinch-Hit Home Run:	Christian Scott vs. Morehead State (3/10/23)
Pinch-Hit Grand Slam:	Trey Lipscomb vs. George Washington (2/28/20)
Leadoff HR (Game):	Maui Ahuna at LSU (3/31/23)
Leadoff HR (Inning):	Griffin Merritt vs. Eastern Kentucky (4/11/23)
Two-Home Run Game:	Zane Denton vs. Texas A&M (3/26/23)
Three-Home Run Game:	Evan Russell vs. Vanderbilt (4/17/21)
Three-Run Home Run:	Reese Chapman vs. Eastern Kentucky (4/11/23)
Grand Slam:	Jared Dickey vs. Gonzaga (3/5/23)
Grand Slam in Back-to-Back Games:	Andre Lipcius & Zach Daniels vs. Maryland (2/18/18 DH-2) and vs. Lipscomb (2/20/18)
Back-to-Back HR:	Kavares Tears & Dylan Dreiling vs. Morehead State (3rd Inn.) (3/10/23)
Back-to-Back-to-Back HR:	Luc Lipcius, Jordan Beck & Drew Gilbert vs. Mississippi State (1st inning) (5/19/22)
HR in Three Straight Games:	Blake Burke, Feb. 26 - March 1
HR in Four Straight Games:	Luc Lipcius, May 13-19, 2022
Three-Double Game:	Evan Russell at Mississippi State (5/19/22)
Four-Double Game:	Drew Steckenrider vs. Vanderbilt (5/4/12)
Two-Triple Game:	Hunter Rigsby vs. ETSU (4/17/02)
Four-Hit Game:	Zane Denton vs. Morehead State (3/10/23)
Five-Hit Game:	Jorel Ortega at Mississippi State (5/19/22)
Six-Hit Game:	Kris Bennett vs. Georgia (6/11/01)
Four-Run Game:	Maui Ahuna vs. Morehead State (3/10/23)
Five-Run Game:	Maui Ahuna vs. Morehead State (3/10/23)
Four-RBI Game:	Griffin Merritt (6) vs. Florida (4/8/23)
Five-RBI Game:	Griffin Merritt (6) vs. Florida (4/8/23)
Six-RBI Game:	Griffin Merritt vs. Florida (4/8/23)
Seven-RBI Game:	Jorel Ortega (8) at Mississippi State (5/19/22)
Eight-RBI Game:	Jorel Ortega at Mississippi State (5/19/22)
Nine-RBI Game:	Trey Lipscomb vs. Iona (2/25/22)
10-RBI Game:	Joe Randa vs. Louisville (4/23/91)
Four Steals:	Jay Charleston vs. Tennessee Tech (5/14/19)
Five Steals:	Jay Charleston vs. Tennessee Tech (5/14/19)
Six Steals:	Clay Greene vs. Middle Tennessee (4/9/97)
Straight Steal of Home:	Will Maddox vs. MTSU (4/30/13)
No-Hitter vs. UT:	LHP Brian Dodd of Arizona State, (3/19/88)
Opposing Player Hit Three HR:	Brian Kalmer of Gonzaga, (3/5/23)

TEAM

No-Hitter:	Jeffery Terrell vs. Bowling Green State (2/15/02) [W, 5-0]
One-Hitter:	9 pitchers vs. UNC Asheville (3/28/23) [W, 5-0]
Shutout (Team):	vs. UNC Asheville (3/28/23) [W, 5-0]
Tennessee Was Shutout:	vs. Virginia (6/20/21) [L, 6-0]
Tennessee Was No-Hit:	at Arizona State, (3/19/88) [LHP Brian Dodd]
Back-to-Back Shutouts:	vs. UC San Diego & vs. Alabama A&M (2/19/23 & 2/21/23) [Wins of 7-0 & 10-0 (8)]
Three Straight Shutouts:	App State (2/16 & 2/17/19) and Northern Kentucky (2/19/19) [Wins of 2-0, 3-0 & 18-0]
Four Straight Shutouts:	Appalachian State (3x) and Northern Kentucky (2/15/19 - 2/19/19) [Wins of 6-0, 2-0, 3-0 & 18-0]
Walk-Off Win:	Eastern Kentucky (4/11/23) [Reese Chapman HR in 7th Inn.(run-rule)]
Turned a Triple Play:	Eastern Kentucky (2/22/97) [SS-1B]
Hit into a Triple Play:	vs. Florida (4/6/08) [Jeff Lockwood lined into 2B-SS-1B]
10+ Runs:	14 vs. Eastern Kentucky (4/11/23) [W, 14-2 (7 Inn.)]
15+ Runs:	23 vs. Morehead State (3/10/23) [W, 23-4]
20+ Runs:	23 vs. Morehead State (3/10/23) [W, 23-4]
10+ Hits:	11 vs. Eastern Kentucky (4/11/23) [W, 14-2]
15+ Hits:	17 at LSU (4/1/23) [W, 9-6]
20+ Hits:	25 at Mississippi State (5/21/22) [W, 27-2]
1-0 Win:	at Alabama [DH-2] (4/16/11)
1-0 Loss:	at Vanderbilt (4/28/17)
Extra Innings Win:	at Florida (4/24/22) [6-4 in 11 inn.]
Extra Innings Loss:	Boston College (3/7/23) [7-6 in 10 inn.]
Home Series Won:	Texas A&M (3/24/23 - 3/26/23)
Home Series Lost:	Florida (4/6/23 - 4/8/23)
Home Series Sweep:	Texas A&M (3/24/23 - 3/26/23)
Home Series Swept:	Missouri (5/18/17 - 5/20/17)
Away Series Won:	at Mississippi State (5/19/22 - 5/21/22)
Away Series Lost:	at LSU (3/30/23 - 4/1/23)
Away Series Sweep:	at Mississippi State (5/19/22 - 5/21/22)
Away Series Swept:	at Missouri (3/17/23 - 3/19/23)
Away Tournament Won:	SEC Tournament (4-0), 2022
Beat a Top 25 Team:	#2 Florida (4/8/23) [14-2 (8 Inn.)]
Beat a Top 10 Team:	#2 Florida (4/8/23) [14-2 (8 Inn.)]
Beat a Top 5 Team:	#2 Florida (4/8/23) [14-2 (8 Inn.)]
Beat a No. 1 Team:	at #1 LSU (4/1/23) [14-7]
Series Win Over a Top 25 Team:	#12 Texas A&M (3/24/23 - 3/26/23)
Series Win Over a Top 10 Team:	at #3 Vanderbilt (4/1/22 - 4/3/22)
Series Win Over a Top 5 Team:	at #3 Vanderbilt (4/1/22 - 4/3/22)
Series Win Over a No. 1 Team:	at #1 Ole Miss (3/25/22 - 3/27/22)
UT Player Ejection:	Drew Gilbert (Bot. 5) vs. Notre Dame (6/10/22)
UT Head Coach Ejection:	Tony Vitello (Top 3) at Missouri (3/19/23) [DH-1]
UT Assistant Coach Ejection:	Frank Anderson (Bot. 5) vs. Notre Dame (6/10/22)

Bold - Occurred in 2023

KEY CONTRIBUTORS - POSITION PLAYERS (Sorted Numerically)



1

CHRISTIAN MOORE

So. • INF (2B) • R/R • 6-1 • 210 • Brooklyn, N.Y./Suffield Academy

	GP/GS	AB	R	H	2B	3B	HR	RBI	BB	SO	SB	AVG	OBP	SLG
2023	32/31	100	35	32	6	0	6	26	30	29	12-13	.320	.482	.560
Career	83/60	218	65	68	9	2	16	62	57	67	13-14	.312	.462	.592

Career Highs: AB: 5 R: 4 H: 3 2B: 1 3B: 1 HR: 1 RBI: 5 SB: 3 BB: 3

Notable

- Leads team in runs, on-base pct, doubles, walks and stolen bases
- Leads qualifying players with a .367 batting average with RISP
- Hit a three-run homer in Tuesday's midweek win over ECU
- Homered 10 times in just 118 at-bats as a freshman in 2022
- Brother, C.J., was taken in 13th round of 2014 MLB Draft by Arizona



2

MAUI AHUNA

ah-WHO-nah

Jr. • INF (SS) • L/R • 6-1 • 175 • Hilo, Hawaii/Hilo HS/Kansas

	GP/GS	AB	R	H	2B	3B	HR	RBI	BB	SO	SB	AVG	OBP	SLG
2023	23/22	84	21	24	6	1	5	22	15	31	2-3	.286	.408	.560
Career	126/125	471	96	162	33	8	14	95	71	118	23-29	.344	.440	.537

Career Highs: AB: 6 R: 5 H: 4 2B: 2 3B: 2 HR: 2 RBI: 5 SB: 2 BB: 3

Notable

- Recorded a hit in 38 of his last 42 games played dating back to last year
- Has a hit in his last six games and has reached base in his last nine
- Homered to lead off the game at No. 1 LSU (3/31)
- Named a 2022 All-Big 12 First Team selection at Kansas
- Father, Walter, played college baseball at the University of Hawaii at Hilo



8

CHRISTIAN SCOTT

Sr. • OF • L/L • 5-10 • 175 • Clarksville, Tenn./Rossview HS

	GP/GS	AB	R	H	2B	3B	HR	RBI	BB	SO	SB	AVG	OBP	SLG
2023	31/15	50	10	11	0	0	3	10	11	18	6-6	.220	.371	.400
Career	147/43	204	58	50	9	0	7	33	47	56	18-20	.245	.396	.392

Career Highs: AB: 5 R: 3 H: 3 2B: 2 3B: -- HR: 1 RBI: 4 SB: 2 BB: 2

Notable

- Went 2-for-3 with a walk in series opener vs. No. 2 Florida last Thursday
- Opened scoring in series opener at LSU with two-out single off Paul Skenes
- Has played more games in a Tennessee uniform than any player on the team
- Is using his free year of eligibility from 2020 COVID-shortened season
- Helped lead Rossview High School to the 2018 state title



9

HUNTER ENSLEY

R-So. • OF • R/R • 6-1 • 200 • Huntingdon, Tenn./Huntingdon HS

	GP/GS	AB	R	H	2B	3B	HR	RBI	BB	SO	SB	AVG	OBP	SLG
2023	26/18	65	15	20	3	0	2	10	12	17	4-4	.308	.430	.446
Career	40/18	82	20	23	5	0	2	10	16	25	4-4	.280	.410	.415

Career Highs: AB: 4 R: 3 H: 2 2B: 1 3B: -- HR: 1 RBI: 2 SB: 2 BB: 2

Notable

- Leads the team with a .371 batting avg and .667 on-base pct in SEC play
- Had 6-game hit streak snapped on Tuesday but still had two walks and scored twice against ECU
- Was one of Vols' top hitters in LSU series (.417 avg, 4 R, 5 H, 1 HR, 3 RBI)
- Was a finalist for Tennessee Mr. Football and Mr. Baseball in high school



10

GRIFFIN MERRITT


Gr. • OF • R/R • 6-2 • 223 • Cincinnati, Ohio/La Salle HS/Cincinnati

	GP/GS	AB	R	H	2B	3B	HR	RBI	BB	SO	SB	AVG	OBP	SLG
2023	29/26	87	19	24	4	0	10	26	12	29	2-2	.276	.381	.667
Career	183/166	619	130	174	38	4	44	140	72	193	15-19	.281	.365	.569

Career Highs: AB: 6 R: 3 H: 4 2B: 2 3B: 1 HR: 2 RBI: 6 SB: 1 BB: 4

Notable

- Has homered in three of his last five at-bats entering the weekend
- Ranks sixth nationally among active players in career home runs (44)
- Homered twice & set a career high with six RBIs in series finale vs. UF (4/8)
- 2022 AAC Player of the Year and CoSIDA Academic All-American
- Brother, Nathan, is a freshman outfielder at Cincinnati this season



17

JARED DICKEY

R-So. • OF/C • L/R • 6-2 • 204 • Mount Juliet, Tenn./Friendship Christian School

	GP/GS	AB	R	H	2B	3B	HR	RBI	BB	SO	SB	AVG	OBP	SLG
2023	33/32	118	35	37	4	2	5	23	14	20	4-7	.314	.403	.508
Career	73/57	218	64	75	12	3	12	42	34	32	7-11	.344	.441	.592

Career Highs: AB: 6 R: 4 H: 3 2B: 2 3B: 1 HR: 2 RBI: 4 SB: 2 BB: 2

Notable

- Has reached base in 11 straight games entering this weekend's series
- Led team with six hits in LSU series including two multi-hit performances
- Tabbed a 2023 Preseason All-American by Baseball America
- Batted .380 with seven home runs in just 100 at-bats in 2022
- Has lost over 60 pounds since joining the program in 2021



21

KAVARES TEARS

kuh-VAHR-es TIERS


R-Fr. • OF • L/L • 6-0 • 205 • Lewisburg, Tenn./Columbia Academy

	GP/GS	AB	R	H	2B	3B	HR	RBI	BB	SO	SB	AVG	OBP	SLG
2023	17/10	33	8	11	5	0	1	7	5	11	0-0	.333	.400	.576
Career	17/10	33	8	11	5	0	1	7	5	11	0-0	.333	.400	.576

Career Highs: AB: 4 R: 2 H: 3 2B: 1 3B: -- HR: 1 RBI: 3 SB: -- BB: 1

Notable

- Was 2-for-2 with a walk, a run, a double and three RBIs vs. Texas A&M (3/24)
- Was 3-for-4 with a HR, two runs & two RBIs in first-career start (3/10)
- Two-time Tennessee Mr. Baseball finalist (2019 & 2021)
- Related to three-time Super Champion linebacker Dont'a Hightower and former Minnesota Twins and Chicago Cubs INF Jason Maxwell



25

BLAKE BURKE

So. • INF (1B) • R/R • 6-3 • 240 • Brentwood, Calif./De La Salle HS

	GP/GS	AB	R	H	2B	3B	HR	RBI	BB	SO	SB	AVG	OBP	SLG
2023	32/32	120	28	40	4	2	12	31	12	23	3-4	.333	.413	.700
Career	77/54	215	58	71	7	3	26	63	31	60	5-7	.330	.438	.753

Career Highs: AB: 6 R: 3 H: 3 2B: 1 3B: 1 HR: 2 RBI: 5 SB: 1 BB: 3

Notable

- Has racked up eight hits and scored eight runs over last five games
- Leads team with 18 extra-base hits and 12 home runs
- Leads team with 13 multi-hit games and eight multi-RBI games
- Named to SEC All-Freshman Team and a Freshman All-American in 2022
- High school All-American out of prep power De La Salle High School



30

CAL STARK


Jr. • C • R/R • 6-1 • 204 • Knoxville, Tenn./Farragut HS/Weatherford College (TX)

	GP/GS	AB	R	H	2B	3B	HR	RBI	BB	SO	SB	AVG	OBP	SLG
2023	23/15	41	7	10	2	0	3	8	7	17	0-0	.244	.377	.512
Career	23/15	41	7	10	2	0	3	8	7	17	0-0	.244	.377	.512

Career Highs: AB: 4 R: 1 H: 2 2B: 1 3B: -- HR: 1 RBI: 2 SB: -- BB: 2

Notable

- Has had two RBIs in back-to-back games entering this weekend's series
- Hit his third HR of the year in series finale vs. No. 2 Florida (4/8)
- Named to NJCAA All-Region 5 first team & All-Conference first team in 2022
- Played at state power Farragut High School & was on the 2019 State Championship team that finished the season ranked No. 5 in the nation



44

ZANE DENTON

Sr. • INF (3B) • S/R • 6-1 • 200 • Brentwood, Tenn./Ravenwood HS/Alabama

	GP/GS	AB	R	H	2B	3B	HR	RBI	BB	SO	SB	AVG	OBP	SLG
2023	33/32	99	23	29	4	3	8	34	28	28	1-2	.293	.439	.636
Career	162/159	593	103	167	29	4	31	131	88	158	3-6	.282	.377	.501

Career Highs: AB: 5 R: 3 H: 4 2B: 1 3B: 1 HR: 2 RBI: 6 SB: 1 BB: 5

Notable

- His six homers & 16 RBIs in SEC play are double next closest player on team
- Ranks second among qualifying players with a .361 batting avg with RISP
- Hit for the cycle and had a career-high six RBIs vs. Morehead State (3/10)
- Led Alabama with 13 home runs and 48 RBIs in 2022
- Hit a grand slam in the 2013 Little League World Series



46

DYLAN DREILING

DRY-ling

Fr. • OF • L/L • 5-11 • 197 • Hays, Kan./Hays HS

	GP/GS	AB	R	H	2B	3B	HR	RBI	BB	SO	SB	AVG	OBP	SLG
2023	28/14	61	11	19	3	1	3	9	10	14	0-0	.311	.408	.541
Career	28/14	61	11	19	3	1	3	9	10	14	0-0	.311	.408	.541

Career Highs: AB: 6 R: 2 H: 2 2B: 1 3B: 1 HR: 1 RBI: 2 SB: -- BB: 2

Notable

- Is 6-for-9 as a pinch hitter with a walk, two doubles and a triple
- Ranks second on the team with a .333 batting average over last 10 games
- Started all three games & ranked second on team with five hits in LSU series
- Had a pinch-hit single at Grand Canyon (2/18) in first-career at-bat
- One of Tennessee's top-rated players in 2022 signing class (No. 293 overall)

OTHER POTENTIAL CONTRIBUTORS

4 Jake Kendro - Fr. • INF

GP/GS: 16/3, AB: 20, R: 4, H: 6, 2B: 3, HR: 1, RBI: 4, BB: 1, SO: 8, SB: 0-0, Avg: .300, OBP: .333, SLG: .600

5 Austen Jaslove - R-So. • INF

GP/GS: 14/11, AB: 30, R: 5, H: 7, 2B: 2, RBI: 7, BB: 3, SO: 4, SB: 1-1, Avg: .233, OBP: .303, SLG: .300

6 Kyle Booker - Jr. • OF

GP/GS: 25/12, AB: 52, R: 8, H: 13, 2B: 3, HR: 1, RBI: 4, BB: 5, SO: 22, SB: 2-2, Avg: .250, OBP: .328, SLG: .365

OTHER POTENTIAL CONTRIBUTORS

7 Logan Chambers - Jr. • UTL

GP/GS: 16/5, AB: 21, R: 8, H: 4, 3B: 1, RBI: 3, BB: 7, SO: 5, SB: 0-0, Avg: .190, OBP: .393, SLG: .429

13 Reese Chapman - Fr. • OF

GP/GS: 11/1, AB: 15, R: 4, H: 3, HR: 1, RBI: 5, BB: 2, SO: 1, SB: 1-1, Avg: .200, OBP: .333, SLG: .400

14 Charlie Taylor - R-So. • C

GP/GS: 30/17, AB: 54, R: 11, H: 11, 2B: 4, 3B: 1, HR: 2, RBI: 7, BB: 9, SO: 11, SB: 0-1, Avg: .204, OBP: .317, SLG: .426

KEY CONTRIBUTORS - RELIEF PITCHERS (Sorted Numerically | RHP noted in orange numbers | LHP noted in black numbers)



16

CAMDEN SEWELL *sue-uhl*

Gr. • RHP • 6-4 • 175 • Cleveland, Tenn./Cleveland HS

	APP/GS	W-L	ERA	WHIP	SV	IP	H	R	ER	BB	SO	HBP	WP	B/AVG
2023	5/0	2-0	1.59	0.88	0	5.2	3	1	1	2	6	4	0	.167
Career	75/10	17-3	2.50	0.99	4	155.0	106	48	43	48	142	19	8	.195

Career Bests: IP: 6.0 R: 0 ER: 0 H: 0 SO: 7 BB: 0

Notable

- Tossed 2.2 innings of relief to earn the win in series finale at LSU (4/1)
- Missed first three weeks of the season recovering from soreness
- Tabbed a 2023 second team preseason All-SEC & All-America selection
- Is using his free year of eligibility from 2020 COVID-shortened season
- SEC graduate with a bachelor's degree in Recreation & Sport Management



19

SETH HALVORSEN

R-Jr. • RHP • 6-2 • 225 • Plymouth, Minn./Heritage Christian Academy/Missouri

	APP/GS	W-L	ERA	WHIP	SV	IP	H	R	ER	BB	SO	HBP	WP	B/AVG
2023	12/0	2-2	2.42	0.88	2	26.0	17	12	7	6	23	3	1	.179
Career	30/14	6-4	4.96	1.50	2	103.1	86	68	57	69	95	19	9	.228

Career Bests: IP: 8.0 R: 0 ER: 0 H: 0 SO: 10 BB: 0

Notable

- Leads all UT relievers in innings pitched (26.0) and has 23 strikeouts
- Did not allow an earned run in season-long 3.1 innings at LSU (3/30)
- Has allowed just three earned runs over last seven appearances (13.2 IP)
- Former Friday night starter at Missouri in 2021
- Two-time MLB Draft selection ('21-Rd 19 by Phillies | '18-Rd 30 by Twins)



20

BRYCE JENKINS

Jr. • RHP • 5-11 • 175 • Knoxville, Tenn./Hardin Valley Academy/Cleveland State CC (TN)

	APP/GS	W-L	ERA	WHIP	SV	IP	H	R	ER	BB	SO	HBP	WP	B/AVG
2023	10/0	2-2	0.87	0.39	0	10.1	4	1	1	0	13	0	0	.118
Career	10/0	1-0	0.87	0.39	0	10.1	4	1	1	0	13	0	0	.118

Career Bests: IP: 2.0 R: 0 ER: 0 H: 0 SO: 5 BB: 0

Notable

- Has not allowed a run or hit in seven of his 10 appearances
- Had a career high five strikeouts (all in a row) in 2.0 IP vs. No. 2 Florida (4/7)
- Spent three seasons at Cleveland State CC, compiling a 11-9 record over 27 appearances (26 starts)
- Local product who grew up in Knoxville cheering for Tennessee



26

WYATT EVANS


So. • LHP • 6-6 • 245 • Greenville, S.C./J.L. Mann HS

	APP/GS	W-L	ERA	WHIP	SV	IP	H	R	ER	BB	SO	HBP	WP	B/AVG
2022*	19/0	0-0	2.25	0.94	0	16.0	12	4	4	3	22	2	1	.211
Career	19/0	0-0	2.25	0.94	0	16.0	12	4	4	3	22	2	1	.211

Career Bests: IP: 1.1 R: 0 ER: 0 H: 0 SO: 3 BB: 0

Notable

- Has not yet seen action due to injury
- Potential to be a valuable left-handed arm once he returns from injury
- Did not allow a run in 15 of his 19 appearances as a freshman in 2022
- Named to the 2022 First-Year SEC Academic Honor Roll
- His dad and grandfather both played college football



28

AARON COMBS

R-So. • RHP • 6-3 • 190 • Sarasota, Fla./IMG Academy/College of Central Florida

	APP/GS	W-L	ERA	WHIP	SV	IP	H	R	ER	BB	SO	HBP	WP	B/AVG
2023	12/0	3-0	1.50	0.58	0	12.0	5	2	2	2	22	2	1	.122
Career	12/0	3-0	1.50	0.58	0	12.0	5	2	2	2	22	2	1	.122

Career Bests: IP: 1.2 R: 0 ER: 0 H: 0 SO: 3 BB: 0

Notable

- Has not allowed a run in 11 of his 12 appearances this season
- Allowed just one hit over last 5.1 innings with nine strikeouts in that span
- Yet to allow a run in SEC play (3 APP with 2.0 IP)
- Tabbed a 2022 All-Mid-Florida Conference First Team Selection
- Started his career at Coastal Carolina before playing JUCO ball in 2022



29

ANDREW LINDSEY

Jr. • RHP • 6-3 • 216 • New Johnsonville, Tenn./Waverly Central HS/Charlotte

	APP/GS	W-L	ERA	WHIP	SV	IP	H	R	ER	BB	SO	HBP	WP	B/AVG
2023	12/0	0-1	2.01	0.90	0	22.1	12	8	5	8	26	4	1	.158
Career	32/12	6-3	4.27	1.35	0	103.1	102	55	49	37	102	14	12	.260

Career Bests: IP: 7.0 R: 0 ER: 0 H: 0 SO: 8 BB: 0

Notable

- Leads all UT relievers with 26 Ks in 22.1 innings of work
- Did not allow a baserunner in 1.2 scoreless innings vs. No. 2 Florida (4/7)
- Helped lead Charlotte to an NCAA Regional as a weekend starter in 2021
- Stepped away from the game last year before joining the Vols in the offseason and was one of team's top pitchers in the preseason



33

AJ RUSSELL

Fr. • RHP • 6-6 • 195 • Franklin, Tenn./Franklin HS

	APP/GS	W-L	ERA	WHIP	SV	IP	H	R	ER	BB	SO	HBP	WP	B/AVG
2023	10/1	1-0	0.71	0.47	0	12.2	4	2	1	2	20	0	0	.095
Career	10/1	1-0	0.71	0.47	0	12.2	4	2	1	2	20	0	0	.095

Career Bests: IP: 2.1 R: 0 ER: 0 H: 0 SO: 5 BB: 0

Notable

- Has recorded multiple strikeouts in seven of 10 appearances this season
- Earned first-career victory in midweek win over ECU on Tuesday
- Struck out a pair in 1.1 shutout innings vs. No. 2 Florida (4/6)
- Struck out the first five batters he faced vs. Dayton (2/24)
- Played three sports and was also a member of the band in high school



35

KIRBY CONNELL *con-NELL*


Sr. • LHP • 5-11 • 210 • Johnson City, Tenn./Blacksburg HS (SC)

	APP/GS	W-L	ERA	WHIP	SV	IP	H	R	ER	BB	SO	HBP	WP	B/AVG
2023	17/0	1-0	2.70	0.70	0	10.0	5	4	3	2	11	0	0	.143
Career	77/0	6-1	2.63	0.97	2	95.2	81	38	28	12	93	5	1	.226

Career Bests: IP: 4.2 R: 0 ER: 0 H: 0 SO: 5 BB: 0

Notable

- Leads team with 17 relief appearances entering this weekend
- Has held left-handed hitters to a .063 average (1-for-16) this season
- Tabbed a 2023 NCBWA Preseason All-American (2nd Team)
- Was 4-0 with a 1.66 ERA in 30 relief appearances in 2022
- Nicknames: "The Stache" and "Vollie Fingers"



40

ZACH JOYCE


Jr. • RHP • 6-4 • 225 • Knoxville, Tenn./Farragut HS/Walters State CC (TN)

	APP/GS	W-L	ERA	WHIP	SV	IP	H	R	ER	BB	SO	HBP	WP	B/AVG
2023	11/0	0-0	3.00	1.00	0	9.0	7	3	3	2	15	0	1	.212
Career	11/0	0-0	3.00	1.00	0	9.0	7	3	3	2	15	0	1	.212

Career Bests: IP: 1.1 R: 0 ER: 0 H: 0 SO: 3 BB: 0

Notable

- Allowed just three runs in 11 relief appearances this season
- In UT debut, struck out three straight batters with the bases loaded vs. UC San Diego (2/19) to get Vols out of a jam
- Stepped away from baseball the past two years to focus on his mental health
- Twin brother of VFL Ben Joyce, who recorded the fastest pitch in college baseball history last season (105.5 mph) before being drafted by LA Angels



42

JAKE FITZGIBBONS


R-So. • LHP • 5-11 • 175 • Mount Juliet, Tenn./Mount Juliet HS

	APP/GS	W-L	ERA	WHIP	SV	IP	H	R	ER	BB	SO	HBP	WP	B/AVG
2023	10/0	2-0	1.93	0.86	0	9.1	2	2	2	6	16	0	1	.069
Career	23/4	3-0	4.68	1.52	0	25.0	17	18	13	21	32	0	5	.187

Career Bests: IP: 3.1 R: 0 ER: 0 H: 0 SO: 4 BB: 0

Notable

- Has not allowed a hit or run in his last seven appearances (4.1 IP)
- Struck out the side in the ninth inning vs. No. 2 Florida (4/7)
- Pitched two scoreless innings with a career-high four strikeouts in his 2023 debut to earn the win vs. Alabama A&M (2/21)
- Enjoys duck hunting in his spare time



48

ZANDER SECHRIST *SEE-crist*

Jr. • LHP • 6-2 • 192 • Buford, Ga./Flowery Branch HS

	APP/GS	W-L	ERA	WHIP	SV	IP	H	R	ER	BB	SO	HBP	WP	B/AVG
2023	11/7	0-0	1.74	1.02	0	20.2	19	4	4	2	21	0	0	.244
Career	36/18	6-0	1.85	0.88	0	73.0	54	16	15	10	78	2	0	.208

Career Bests: IP: 5.1 R: 0 ER: 0 H: 0 SO: 7 BB: 0

Notable

- Is Vols' primary midweek starter but serves as a reliever on the weekends
- Has tossed 23 scoreless outings during his Tennessee career
- Threw 1.1 scoreless frames in relief during 14-7 victory over LSU (4/1)
- Went 4-0 with a 1.67 ERA in 17 appearances (11 starts) last season
- Chews multiple pieces of bubble gum during every game

OTHER POTENTIAL CONTRIBUTORS

27 Jacob Bimbi - Jr. • LHP

APP/GS: 10/0, W-L: 1-0, ERA: 2.00, WHIP: 1.44, SV: 0, IP: 9.0, H: 7, R: 2, ER: 2, BB: 6, SO: 14, HBP: 1, B/AVG: .226

34 Hollis Fanning - Jr. • RHP

APP/GS: 6/1, W-L: 0-0, ERA: 1.59, WHIP: 0.88, SV: 0, IP: 5.2, H: 3, R: 1, ER: 1, BB: 2, SO: 8, HBP: 1, B/AVG: .167

OTHER POTENTIAL CONTRIBUTORS

36 Andrew Behnke - Fr. • LHP

APP/GS: 1/0, W-L: 0-0, ERA: 0.00, WHIP: 1.00, SV: 0, IP: 1.0, H: 1, R: 0, ER: 0, BB: 0, SO: 1, HBP: 0, B/AVG: .250

43 JJ Garcia - Fr. • RHP

APP/GS: 3/0, W-L: 0-0, ERA: 4.91, WHIP: 1.91, SV: 0, IP: 3.2, H: 6, R: 3, ER: 2, BB: 1, SO: 6, HBP: 0, B/AVG: .375

THE VITELLO FILE

2021 & 2022 National Coach of the Year

Record: 214-87 (6th Year)

at UT: Same

Alma Mater: Missouri ('02)

Hometown: St. Louis, Mo.

Born: Oct. 9, 1978



COACHING STOPS

- 2018-Present:**
Tennessee, Head Coach
- 2014-17:**
Arkansas, Assistant Coach/Recruiting Coord.
- 2011-13:**
TCU, Assistant Coach/Recruiting Coord.
- 2004-10:**
Missouri, Assistant Coach/Recruiting Coord.
- 2003:**
Missouri, Volunteer Assistant Coach
- 2002:**
Salinas Packers, Associate Head Coach

BY THE NUMBERS

50+

Vitello has guided the Vols to back-to-back 50-win seasons for the first time since 1994-95. Of UT's four 50-plus win seasons, Vitello has been the coach for two of them.

27

Since taking over prior to the 2018 season, Vitello has coached 27 players at Tennessee that have gone on to be selected in the MLB Draft, including a program record 10 in 2022.

15

Vitello's teams have been consistent postseason contenders, advancing to 15 NCAA Regionals and five NCAA Super Regionals as well as two trips to the CWS (Tennessee - 2021 // Arkansas - 2015).

12

During his 19-year collegiate coaching career, Vitello has helped assemble 12 top-15 signing classes, including two top-10 classes since coming to UT and the top-rated class in the nation in 2014.

TENNESSEE HEAD BASEBALL COACH: TONY VITELLO

Full Bio on UTSports.com

Tony Vitello (pronounced: VIE-tell-oh) accepted the position of head coach for the Tennessee Volunteers baseball program on June 7, 2017.

Since taking over on Rocky Top, Vitello has led the Big Orange back to national prominence and has helped establish Tennessee baseball as an SEC and national power, leading the program to three NCAA regionals (2019, 2021, 2022), back-to-back NCAA super regionals (2021 & 2022) and a College World Series (2021), its first since 2005.

A native of St. Louis, Missouri, Vitello arrived at UT following four seasons as assistant coach/recruiting coordinator at Arkansas. His rise to the head coaching ranks also included stops at Missouri (his alma mater) and TCU. He has earned a reputation as one of the elite recruiters on the college baseball landscape, having assembled 12 top-15 signing classes—including America's top-rated crop of talent in 2014. In November 2016, DIBaseball.com ranked Vitello No. 2, and tops in the SEC, on its list of the top 30 recruiting coordinators in America.

During a full-time, Division I coaching career spanning 19 years, Vitello has signed and developed nine first-round MLB Draft picks and a handful of players who gone on to play in Major League Baseball. That list includes VFL Garrett Crochet, Andrew Benintendi, Brandon Finnegan, Kyle Gibson, All-Star Aaron Crow, Gold Glove Award winner and four-time All-Star Ian Kinsler and five-time All-Star and three-time Cy Young Award winner Max Scherzer.

Vitello, a two-time National Coach of the Year during his time at Tennessee, has recruited and developed three first-round picks during his tenure with the Vols, including Crochet, who was selected with the 11th overall pick in the 2020 MLB Draft and became the first player to go from the draft to the big leagues without playing in the minors since Mike Leake did so with the Reds in 2010. Crochet made six appearances for the Chicago White Sox during the 2020 season, including one postseason outing.

Tennessee has had 27 players drafted since 2018 when Vitello took over as head coach, averaging just over five picks per year. Since 2019, the Vols' 26 selections rank third amongst SEC teams in that span.

Tennessee cemented its reemergence as an SEC and national power in 2022, setting a new program record with 57 victories en route to winning SEC Regular Season and SEC Tournament titles. With Vitello in charge, the Vols have increased their win total during every full season since his arrival (29 - 2018, 40 - 2019, 50 - 2021, 57 - 2022).

The Volunteers achieved the program's first No. 1 national ranking in any poll in week six of the 2022 season before settling in as the unanimous top-ranked team in week seven. UT was ranked No. 1 in at least one poll during 12 weeks of the season and spent 10 weeks as the nation's unanimous top-ranked team.

The Vols led the nation in numerous statistical categories while setting a handful of program records along the way, including new marks for home runs (158), runs scored (613), RBIs (574), slugging percentage (.604), ERA (2.51), WHIP (1.00), opponent batting average (.199), strikeouts (695), strikeouts/nine innings (10.5) and walks allowed/nine innings (2.48), among others.

UT was one win away from making its second consecutive College World Series appearance but fell to Notre Dame in the Knoxville Super Regional. However, the Big Orange won both the SEC Regular Season and SEC Tournament championships for the first time since 1995. The Vols won the SEC Regular Season title by six games, and the eastern division crown by 10 games, both of which are the largest margins in conference history.

Tennessee became the first NCAA Division I team since at least 1972 to lead the country in both home runs and ERA. The Vols' 158 long balls shattered the previous program record of 107 while ranking fourth in NCAA Division I history, including the most by any team in the BBOR bat era (since 2011). UT also led the country in runs scored (613), slugging percentage (.604), strikeout-to-walk ratio (4.24), WHIP (1.00), walks allowed/nine innings (2.48) and winning percentage (.864).

Vitello was named the Perfect Game National Coach of the Year for the second season in a row and was also tabbed as the Southeast Region Coach of the Year by the American Baseball

Coaches Association (ABCA). The Vols set a program record with nine players earning postseason All-America honors, including four first-team selections, which was also a school record. Tennessee had four players earn Freshmen All-America honors, as well.

Sophomore pitcher Chase Dollander racked up the postseason honors following a dominant year on the mound, becoming the first UT player to be named SEC Pitcher of the Year and earn consensus first-team All-America honors since Luke Hochevar in 2005. Freshman right hander Chase Burns also brought home some national awards after being named the DIBaseball.com National Freshman of the Year, the NCBWA Freshman National Pitcher of the Year and the Collegiate Baseball Co-Freshman National Player of the Year.

UT's 2022 record-breaking season was followed by an equally impressive showing in the 2022 MLB Draft, as a program-record 10 Vols were selected, ranking second among all schools nationally and first in the SEC. Outfielders Drew Gilbert and Jordan Beck were both taken in the first round, giving Tennessee multiple first rounders for the first time since 2007 when three Tennessee players were selected in the opening round. The Vols became just the fourth SEC team to have 10 or more players chosen in the first 20 rounds of any MLB Draft, joining the likes of Mississippi State, Texas A&M and Vanderbilt.

Tennessee continued its ascension through the college baseball ranks during an historic 2021 season. Vitello's Vols won 50 games for just the third time in program history, finishing with a 50-18 record while advancing to the College World Series for the first time since 2005. UT also hosted an NCAA regional for the first time since 2005 and hosted its first-ever super regional, sweeping LSU to punch its ticket to Omaha for the fifth time in program history. Tennessee's 50 wins were tied for the most in the country in 2021.

Under Vitello's guidance, Tennessee won its first SEC Eastern division title since 1997 after posting a 20-10 record in league play and winning eight of its 10 conference series, including all five series on the road for the first time ever. The Vols also made their first appearance in the SEC Tournament Championship game since 1995 and advanced to back-to-back NCAA regionals for the first time since 2004 and 2005.

Vitello was named the 2021 National Coach of the Year by the National Collegiate Baseball Writers Association and Perfect Game, becoming just the second head coach in program history to earn that honor, joining legendary Vols' skipper Rod Delmonico, who was named National Coach of the Year by Baseball America in 1995. Delmonico led Tennessee to three of its previous four trips to the College World Series (1995, 2001, 2005) and is the program's career leader in wins with 699 during his time on Rocky Top. With an 11-6 win over Georgia on March 19, Vitello became the fastest head coach in program history to win 100 games with the Vols, overtaking Delmonico's mark of 163 games. Vitello needed just 153 contests to accomplish the feat. The St. Louis native has compiled a 191-77 record during his five seasons with the Big Orange despite having the majority of the 2020 season canceled due to the COVID-19 pandemic.

Tennessee was ranked for the entire 2021 season and checked in as high as No. 2 in the polls on multiple occasions—the program's highest ranking ever at the time. The Vols set a program record with 16 road victories and hit 98 home runs—second most in school history at the time. Tennessee also had five players earn All-America honors in 2021, another program record until it was broken in the 2022 season.

For the third year in a row, Tennessee was also well-represented in the MLB Draft. UT's seven total picks were tied for the sixth most among Division I programs, and at the time, were tied for the second most in a single draft in program history and marked the most Vols ever selected through the first 20 rounds of any draft.

A three-year letterwinner at Missouri (2000-02), Vitello earned Academic All-Big 12 Conference honors as a senior and was named to the Big 12 Commissioner's Honor Roll twice. Following his playing career and the completion of his management degree at MU, Vitello joined the Missouri coaching staff as a volunteer assistant in 2003 and completed his course work for his master's degree in business. In 2004, he was elevated to full-time assistant coach.

VITELLO'S YEAR-BY-YEAR HEAD COACHING RECORD

Year	Overall	SEC	Notable
2018	29-27	12-18	Posted best SEC home record (9-6) since 2005
2019	40-21	14-16	First NCAA Regional berth since 2005
2020	15-2	0-0	Started season 13-0 (<i>COVID-19 shortened season</i>)
2021	50-18	20-10	First College World Series appearance since 2005
2022	57-9	25-5	Program record 57 wins and SEC Champions (x2)
2023	23-10	5-7	No. 2 preseason ranking is highest in program history
Overall	214-87 (.711)	76-56 (.576)	3 NCAA Regionals, 1 CWS Appearance, 2022 SEC Champs

VITELLO'S NCAA APPEARANCES

Year	Team	Round
2022	Tennessee	Knoxville Super Regional
2021	Tennessee	College World Series
2019	Tennessee	Chapel Hill Regional
2017	Arkansas*	Fayetteville Regional
2015	Arkansas*	College World Series
2014	Arkansas*	Charlottesville Regional
2012	TCU*	Los Angeles Super Regional
2011	TCU*	Fort Worth Super Regional
2009	Missouri*	Oxford Regional
2008	Missouri*	Coral Gables Regional
2007	Missouri*	Columbia (Mo.) Regional
2006	Missouri*	Fullerton Super Regional
2005	Missouri*	Fullerton Regional
2004	Missouri*	Fayetteville Regional
2003	Missouri*	Starkville Regional

*Assistant Coach **BOLD** = CWS

COACHING & SUPPORT STAFF



ASSOC. HEAD COACH/RECRUITING COORD.
JOSH ELANDER 6th year • 3B Coach

Promoted to Associate Head Coach in the offseason after helping lead the Vols to three consecutive NCAA Tournaments

Heads up Tennessee's recruiting efforts, and has helped put together five top-15 signing classes for the Vols

Works primarily with UT's hitters and catchers and played a major part in team's record-breaking offensive season in 2022 (NCAA-best 158 HRs)



DIRECTOR OF PLAYER DEVELOPMENT
LUKE BONFIELD 4th year • 2nd as DoPD

Promoted to a full-time role as UT's Director of Player Development in 2021 following two years as a graduate student manager (2019-20)

Played for Tony Vitello at Arkansas and was a starting outfielder on the Razorbacks' 2018 College World Series team

Played two years of pro ball before getting into coaching and works primarily with Tennessee's outfielders



ASSOC. DIRECTOR OF SPORTS MEDICINE
JEFF WOOD 23rd year

The longest tenured member of UT's baseball staff, serving as the program's athletic trainer since 2001

Spent 10 years as a certified trainer in the Baltimore Orioles organization (including a four-year stint as head trainer for the AAA Rochester Red Wings)

Native of Winfield, West Virginia with a bachelor's degree in Education from Marshall (1984) and a master's in Exercise Science from UT (2002)



ASSISTANT COACH/PITCHING
FRANK ANDERSON 6th year

In his 34th season coaching at the DI level and is regarded as one of the nation's premier pitching coaches

Named the 2022 Rawlings Pitching Coach of the Year

Has guided Vols to top-20 finishes nationally in ERA, WHIP, K-to-BB ratio and walks allowed in each of the past four seasons

Coached 89 pitchers that have been selected in MLB Draft



DIRECTOR OF SPORTS PERFORMANCE
QUENTIN EBERHARDT 5th year

Was head strength coach for the Vols from 2018-21 prior to accepting the same role for the Chicago Cubs in 2022 before returning to Tennessee this offseason

Under Eberhardt's guidance, the Big Orange saw drastic increases in their power and strikeout numbers each season

Has nine years of experience as a strength coach in the pro ball ranks



VOLUNTEER QUALITY CONTROL
REDMOND WALSH 1st year

Five-year letterwinner as a pitcher for the Vols from 2018-22

Tied with Tennessee legend Todd Helton for the program's career saves record with 23

Earned second-team All-America honors from the NCBWA during his final season in 2022

Went 5-1 with a 2.52 ERA and five saves in 2021 to help lead UT to its first CWS appearance since 2005



ASSISTANT COACH/CAMP COORDINATOR
RICHARD JACKSON 4th year • 2nd as AC

Pitched for UT from 2015-19 and helped lead Vols to their first NCAA Regional in 13 years in 2019

Was promoted to volunteer assistant coach prior to 2022 season after two years as a student assistant coach

Helped guide Tennessee's pitching staff that ranked No. 1 nationally in ERA (2.51), strikeout-to-walk ratio (4.24), WHIP (1.00) and walks allowed (2.48) in 2022



VIDEO COORDINATOR
SEAN McCANN 6th year

Has built the program's video, scouting and analytics department from scratch since arriving in 2018

Served as Prep Baseball Report's National Scouting Crosschecker for two years (2016-17)

Spent 18 years coaching at various levels of college baseball, including nine years as an assistant coach and recruiting coordinator at Missouri and Kansas State



STUDENT ASSISTANT COACH
RICKY MARTINEZ 2nd year • 1B Coach

Starting shortstop on Tennessee's 2019 NCAA Regional team that snapped 13-year postseason drought

Was one of the top defensive shortstops in the SEC in 2019 and works primarily with UT's infielders

Selected by the Arizona Diamondbacks in the 18th round of the 2019 MLB Draft and spent two seasons playing pro ball before joining Vols' coaching staff in 2021



DIRECTOR OF BASEBALL OPERATIONS
CHAD ZURCHER 8th year

Knoxville native who serves as a primary liaison between the University and the UT baseball program while assisting the coaching staff in the day-to-day operations

Was an All-American infielder at Memphis from 2008-11 before being selected by the New York Mets in 2011 MLB Draft

Had his jersey retired by Memphis in 2022 and is in Memphis' M Club HoF

TENNESSEE COACHING STAFF

BY THE NUMBERS:

- **9** College World Series Appearances
- **23** Conference Championships*
- **23** Seasons of SEC Coaching Experience
- **63** Seasons of NCAA Division I Coaching Experience
- **250+** MLB Draft Picks Coached

NOTE: Totals include Tony Vitello and three primary assistant coaches
 * Conference Regular Season and Tournament Titles counted separately

SEC STANDINGS

EASTERN DIVISION

SCHOOL	CONF	OVERALL	PCT	HOME	ROAD	NEUTRAL	T25	STRK
Vanderbilt	11-1	27-6	.818	17-3	6-1	4-2	8-2	W2
South Carolina	9-2	29-4	.879	20-1	7-3	2-0	5-1	W1
Florida	9-3	28-6	.824	20-5	8-1	0-0	9-3	W1
Kentucky	9-3	27-5	.844	18-1	9-4	0-0	5-1	L2
Tennessee	5-7	23-10	.697	21-3	1-6	1-1	5-4	W2
Missouri	4-8	21-11	.656	12-3	5-7	4-1	6-9	W1
Georgia	3-9	18-15	.545	12-9	4-5	2-1	4-8	L1

WESTERN DIVISION

SCHOOL	CONF	OVERALL	PCT	HOME	ROAD	NEUTRAL	T25	STRK
Arkansas	8-4	26-7	.788	21-3	3-3	2-1	6-3	L1
LSU	7-4	27-5	.844	20-2	5-2	2-1	7-4	W2
Texas A&M	5-7	20-13	.606	14-8	4-4	2-1	4-8	L1
Alabama	4-8	24-10	.706	19-6	4-4	1-0	3-6	W1
Auburn	4-8	19-13-1	.591	15-6-1	2-7	2-0	1-5	L2
Mississippi State	3-9	20-14	.588	13-8	3-4	4-2	2-5	W2
Ole Miss	2-10	19-14	.576	14-8	3-6	2-0	5-9	W1

As of April 13, 2023

AROUND THE SEC - WEEK 9 (MIDWEEK)

THURS. - SAT. SERIES | APRIL 13 - 15

#11 Kentucky at #1 LSU
(7 p.m. | 7:30 p.m. | 2 p.m.)

Missouri at Texas A&M
(8 p.m. | 7 p.m. | 1:30 p.m.)

FRI. - SUN. SERIES | APRIL 14-16

#12 Tennessee at #5 Arkansas
(8 p.m. | 7 p.m. | 3 p.m.)

Auburn at Alabama
(7 p.m. | 7 p.m. | 2 p.m.)

Georgia at #2 Florida
(7 p.m. | 7 p.m. | 1 p.m.)

Ole Miss at Mississippi State
(7 p.m. | 4 p.m. | 2 p.m.)

#3 South Carolina at #2 Vanderbilt
(7 p.m. | 3 p.m. | 2 p.m.)

TV SCHEDULE

Thursday, April 13

#11 Kentucky at #1 LSU - SECN (7 p.m.)

Missouri at Texas A&M - ESPNU (8 p.m.)

Friday, April 14

#12 Tennessee at #5 Arkansas - SECN (8 p.m.)

Saturday, April 15

Ole Miss at Mississippi State - SECN (4 p.m.)

SEC PRESEASON POLL

TEAM POINTS

Eastern Division

1. Tennessee (12)	90
2. Florida (2)	79
3. Vanderbilt	64
4. South Carolina	51
5. Georgia	48
6. Kentucky	34
7. Missouri	19

Western Division

1. LSU (12)	88
2. Texas A&M (1)	69
3. Arkansas	68
4. Ole Miss (1)	64
5. Alabama	34
6. Auburn	33
7. Mississippi State	29

First-place votes in parentheses

UT IN THE POLLS

	USA TODAY	D1B	BA	CBN	NCBWA	PG
PRE/W1	2	2	2	5	2	2
WK2	--	3	6	11	11	5
WK3	2	3	6	6	6	5
WK4	2	3	5	3	4	5
WK5	2	2	4	3	4	4
WK6	12	12	11	22	12	13
WK7	9	10	11	16	11	9
WK8	8	11	12	17	11	10
WK9	12	16	17	20	12	12

-- denotes no poll released that week

NATIONAL POLLS

D1Baseball.com (4/10)		USA Today Coaches (4/10)		Baseball America (4/10)		NCBWA (4/10)		Collegiate Baseball (4/10)		Perfect Game (4/10)	
School	Record	School	Record	School	Record	School	Record	School	Record	School	Record
1. LSU	26-5	1. LSU	26-5	1. LSU	26-5	1. LSU	26-5	1. LSU	26-5	1. LSU	26-5
2. Wake Forest	28-4	2. Wake Forest	28-4	2. Florida	27-6	2. Wake Forest	28-4	2. Vanderbilt	26-6	2. Florida	27-6
3. Florida	27-6	3. Florida	27-6	3. Wake Forest	28-4	Florida	27-6	3. South Carolina	28-4	3. Wake Forest	28-4
4. Vanderbilt	26-6	4. Vanderbilt	26-6	4. Vanderbilt	26-6	4. Vanderbilt	26-6	4. Wake Forest	28-4	4. Vanderbilt	26-6
5. Arkansas	25-6	5. South Carolina	28-4	5. South Carolina	28-4	5. Arkansas	25-6	5. Virginia	28-4	5. South Carolina	28-4
6. South Carolina	28-4	6. Arkansas	25-6	6. Arkansas	25-6	6. Virginia	28-4	6. Florida	27-6	6. Arkansas	25-6
7. Virginia	28-4	7. Virginia	28-4	7. Stanford	21-7	7. South Carolina	28-4	7. Arkansas	25-6	7. Virginia	28-4
8. Stanford	21-7	8. Stanford	21-7	8. Virginia	28-4	8. Stanford	21-7	8. Louisville	24-7	8. Stanford	21-7
9. East Carolina	24-8	9. Louisville	24-7	9. East Carolina	24-8	9. East Carolina	24-8	9. Stanford	21-7	9. East Carolina	24-8
10. Louisville	24-7	10. East Carolina	24-8	10. Louisville	24-7	10. Louisville	24-7	10. Arizona State	23-9	10. Louisville	24-7
11. Boston College	21-9	11. Kentucky	27-5	11. Campbell	24-6	11. Kentucky	27-5	11. Kentucky	27-5	11. North Carolina	22-10
12. Kentucky	27-5	12. Tennessee	22-10	12. Kentucky	27-5	12. Tennessee	22-10	12. Texas	23-10	12. Tennessee	22-10
13. North Carolina	22-10	13. North Carolina	22-10	13. North Carolina	22-10	13. North Carolina	22-10	13. Cal St. Fullerton	16-10	13. Kentucky	27-5
14. Campbell	24-6	14. Boston College	21-9	14. Oklahoma State	23-10	14. Boston College	21-9	14. North Carolina	22-10	14. UCLA	19-8-1
15. Florida Gulf Coast	26-6	15. Campbell	24-6	15. Texas	23-10	15. Florida Gulf Coast	26-6	15. East Carolina	24-8	15. Boston College	21-9
16. Tennessee	22-10	16. Oklahoma State	23-10	16. Boston College	21-9	16. Campbell	24-6	16. UC Santa Barbara	19-9	16. Campbell	24-6
17. Coastal Carolina	20-9	17. Florida Gulf Coast	26-6	17. Tennessee	22-10	17. Oklahoma State	23-10	17. TCU	20-12	17. Texas Tech	22-10
18. Oklahoma State	23-10	18. Texas	23-10	18. Coastal Carolina	20-9	18. Coastal Carolina	20-9	18. Oklahoma State	23-10	18. Florida Gulf Coast	26-6
19. Texas	23-10	19. UCLA	19-8-1	19. Texas Tech	22-10	19. Texas	23-10	19. Campbell	24-6	19. Oklahoma State	23-10
20. UConn	22-8	20. UConn	22-8	20. Miami	20-12	20. Texas Tech	22-10	20. Tennessee	22-10	20. Coastal Carolina	20-9
21. Texas Tech	22-10	21. Coastal Carolina	20-9	21. Southern Cal	20-10-1	21. UCLA	19-8-1	21. Miami	20-12	21. Dallas Baptist	23-9
22. UCLA	19-8-1	22. Texas Tech	22-10	22. Arizona State	23-9	22. UConn	22-8	22. Oregon	20-9	22. UConn	22-8
23. Southern Cal	20-10-1	23. Arizona State	23-9	23. TCU	20-12	23. Arizona State	23-9	23. Texas Tech	22-10	23. Southern Cal	20-10-1
24. Arizona State	23-9	24. Southern Cal	20-10-1	24. Florida Gulf Coast	26-6	24. Miami	20-12	24. Southern Cal	20-10-1	24. Indiana	22-10
25. TCU	20-12	25. Miami	20-12	25. UConn	22-8	25. West Virginia	23-9	25. Florida Gulf Coast	26-6	25. Texas	23-10

* Records displayed are from date poll was released



2023 Tennessee Baseball
Overall Statistics for Tennessee (as of Apr 12, 2023)
(All games Sorted by Batting avg)



Record: 23-10 Home: 21-3 Away: 1-6 Neutral: 1-1 SEC: 5-7

Player	avg	gp-gs	ab	r	h	2b	3b	hr	rbi	tb	slg%	bb	hp	so	gdp	ob%	sf	sh	sb-att	po	a	e	fld%
25 Blake Burke	.333	32-32	120	28	40	4	2	12	31	84	.700	12	5	23	2	.413	1	0	3-4	180	18	8	.961
1 Christian Moore	.320	32-31	100	35	32	6	0	6	26	56	.560	30	4	29	0	.482	3	0	12-13	35	64	3	.971
17 Jared Dickey	.314	33-32	118	35	37	4	2	5	23	60	.508	14	5	20	3	.403	2	0	4-7	90	3	0	1.000
44 Zane Denton	.293	33-32	99	23	29	4	3	8	34	63	.636	28	1	28	0	.439	4	0	1-2	10	22	2	.941
2 Maui Ahuna	.286	23-22	84	21	24	6	1	5	22	47	.560	15	3	31	0	.408	1	0	2-3	20	39	4	.937
10 Griffin Merritt	.276	29-26	87	19	24	4	0	10	26	58	.667	12	4	29	1	.381	2	0	2-2	23	0	0	1.000

12 Ethan Payne	.500	10-1	6	2	3	2	0	0	3	5	.833	1	1	3	0	.625	0	0	0-0	5	1	0	1.000
18 Ryan Miller	.500	7-0	6	6	3	1	0	1	3	7	1.167	4	1	1	0	.727	0	0	0-0	6	0	0	1.000
21 Kavares Tears	.333	17-10	33	8	11	5	0	1	7	19	.576	5	0	11	2	.400	2	0	0-0	13	2	0	1.000
46 Dylan Dreiling	.311	28-14	61	11	19	3	1	3	9	33	.541	10	0	14	0	.408	0	0	0-0	5	0	0	1.000
9 Hunter Ensley	.308	26-18	65	15	20	3	0	2	10	29	.446	12	2	17	0	.430	0	1	4-4	49	1	0	1.000
4 Jake Kendro	.300	16-3	20	4	6	3	0	1	4	12	.600	1	0	8	0	.333	0	0	0-0	8	15	0	1.000
6 Kyle Booker	.250	25-12	52	8	13	3	0	1	4	19	.365	5	1	22	1	.328	0	1	2-2	27	2	0	1.000
30 Cal Stark	.244	23-15	41	7	10	2	0	3	8	21	.512	7	3	17	0	.377	2	1	0-0	84	1	0	1.000
5 Austen Jaslove	.233	14-11	30	5	7	2	0	0	7	9	.300	3	0	4	1	.303	0	1	1-1	9	13	1	.957
8 Christian Scott	.220	31-15	50	10	11	0	0	3	10	20	.400	11	1	18	0	.371	0	3	6-6	28	0	1	.966
14 Charlie Taylor	.204	30-17	54	11	11	4	1	2	7	23	.426	9	0	11	3	.317	0	2	0-1	228	6	1	.996
13 Reese Chapman	.200	11-1	15	4	3	0	0	1	5	6	.400	2	1	1	1	.333	0	0	1-1	3	0	0	1.000
7 Logan Chambers	.190	16-5	21	8	4	0	1	1	3	9	.429	7	0	5	0	.393	0	0	0-0	0	1	0	1.000
40 Zach Joyce	.000	1-0	0	0	0	0	0	0	0	0	.000	0	0	0	0	.000	0	0	0-0	2	1	0	1.000
Totals	.289	33	1062	260	307	56	11	65	242	580	.546	188	32	292	14	.406	17	9	38-46	843	213	26	.976
Opponents	.204	33	1028	118	210	54	4	32	107	368	.358	78	24	375	14	.274	9	5	30-34	802	272	34	.969

LOB - Team (247), Opp (183). DPs turned - Team (15), Opp (22). CI - Team (0), Opp (1). IBB - Team (3), BURKE, B. 2, ENSLEY, H. 1, Opp (2). Picked off - AHUNA, M. 2, DREILING, D. 1, DICKEY, J. 1.

(All games Sorted by Earned run avg)

Player	era	w-l	app	gs	cg	sho	sv	ip	h	r	er	bb	so	2b	3b	hr	b/avg	wp	hp	bk	sfa	sha
32 Drew Beam	2.52	4-1	8	8	0	0/2	0	39.1	38	22	11	9	41	8	0	3	.248	3	1	0	3	0
11 Chase Dollander	4.19	4-3	8	8	0	0/0	0	43.0	37	21	20	14	63	9	2	5	.230	0	5	1	1	0
23 Chase Burns	6.10	2-3	8	8	0	0/1	0	41.1	40	30	28	14	69	15	1	8	.244	4	3	1	1	0

36 Andrew Behnke	0.00	0-0	1	0	0	0/0	0	1.0	1	0	0	0	1	0	0	0	.250	0	0	0	0	0
33 AJ Russell	0.71	1-0	10	1	0	0/4	0	12.2	4	2	1	2	20	1	0	1	.095	0	0	0	0	0
20 Bryce Jenkins	0.87	1-0	10	0	0	0/3	0	10.1	4	1	1	0	13	0	0	1	.118	0	0	0	0	0
28 Aaron Combs	1.50	3-0	12	0	0	0/4	0	12.0	5	2	2	2	22	2	0	1	.122	1	2	0	0	0
34 Hollis Fanning	1.59	0-0	6	1	0	0/4	0	5.2	3	1	1	2	8	0	0	1	.167	0	1	0	0	0
16 Camden Sewell	1.59	2-0	5	0	0	0/1	0	5.2	3	1	1	2	6	1	0	0	.167	0	4	0	1	0
48 Zander Sechrist	1.74	0-0	11	7	0	0/4	0	20.2	19	4	4	2	21	4	0	3	.244	0	0	0	0	0
42 Jake Fitzgibbons	1.93	2-0	10	0	0	0/4	0	9.1	2	2	2	6	16	0	0	1	.069	1	0	0	0	0
27 Jacob Bimbi	2.00	1-0	10	0	0	0/6	0	9.0	7	2	2	6	14	2	0	1	.226	1	1	0	0	1
29 Andrew Lindsey	2.01	0-1	12	0	0	0/3	0	22.1	12	8	5	8	26	3	0	1	.158	1	4	0	2	2
19 Seth Halvorsen	2.42	2-2	12	0	0	0/0	2	26.0	17	12	7	6	23	4	0	4	.179	1	3	0	1	0
35 Kirby Connell	2.70	1-0	17	0	0	0/3	0	10.0	5	4	3	2	11	1	0	0	.143	0	0	0	0	1
40 Zach Joyce	3.00	0-0	11	0	0	0/4	0	9.0	7	3	3	2	15	2	0	2	.212	1	0	0	0	1
43 JJ Garcia	4.91	0-0	3	0	0	0/0	0	3.2	6	3	2	1	6	2	1	0	.375	0	0	0	0	0
Totals	2.98	23-10	33	33	0	7/7	2	281.0	210	118	93	78	375	54	4	32	.204	13	24	2	9	5
Opponents	8.08	10-23	33	33	0	0/0	3	267.1	307	260	240	188	292	56	11	65	.289	36	32	10	17	9

PB - Team (6), DICKEY, J. 4, TAYLOR, C. 1, STARK, C. 1, Opp (10). Pickoffs - Team (5), HALVORSEN 1, BEAM, D. 1, FANNING, H. 1, JENKINS, B. 1, STARK, C. 1, Opp (4). SBA/ATT - TAYLOR, C. (15-19), DICKEY, J. (8-8), BURNS, C. (6-8), STARK, C. (7-7), HALVORSEN (6-6), LINDSEY, A. (2-3), DOLLANDER (3-3), BIMBI, J. (2-2), RUSSELL, A. (2-2), SEWELL, C. (2-2), COMBS, A. (2-2), BEAM, D. (2-2), SECHRIST, Z. (1-2), FITZGIBBONS (1-1), JOYCE, Z. (1-1).



2023 Tennessee Baseball
Conference statistics for Tennessee (as of Apr 12, 2023)
(SEC games only Sorted by Batting avg)



Record: 5-7 Home: 4-2 Away: 1-5 SEC: 5-7

Player	avg	gp-gs	ab	r	h	2b	3b	hr	rbi	tb	slg%	bb	hp	so	gdp	ob%	sf	sh	sb-att	po	a	e	fld%
9 Hunter Ensley	.371	11-10	35	7	13	2	0	1	7	18	.514	5	1	11	0	.463	0	1	1-1	29	0	0	1.000
17 Jared Dickey	.318	12-12	44	10	14	1	1	0	5	17	.386	6	2	8	2	.415	1	0	2-2	57	0	0	1.000
1 Christian Moore	.293	12-12	41	10	12	2	0	1	8	17	.415	9	2	12	0	.426	2	0	1-2	16	24	2	.952
2 Maui Ahuna	.263	10-10	38	8	10	3	1	1	4	18	.474	6	1	17	0	.378	0	0	0-1	12	13	3	.893
46 Dylan Dreiling	.250	11-6	28	4	7	1	0	0	3	8	.286	5	0	7	0	.364	0	0	0-0	0	0	0	.000
25 Blake Burke	.229	12-12	48	11	11	1	0	2	4	18	.375	5	1	13	1	.315	0	0	0-0	63	8	6	.922
44 Zane Denton	.211	12-12	38	10	8	0	0	6	16	26	.684	10	0	14	0	.375	0	0	0-1	4	9	2	.867
8 Christian Scott	.208	10-8	24	0	5	0	0	0	5	5	.208	3	0	9	0	.296	0	2	0-0	13	0	1	.929
10 Griffin Merritt	.179	10-8	28	5	5	1	0	3	8	15	.536	3	0	12	0	.258	0	0	0-0	6	0	0	1.000

5 Austen Jaslove	.500	1-1	2	0	1	0	0	0	0	1	.500	1	0	1	0	.667	0	0	0-0	0	1	0	1.000
6 Kyle Booker	.250	8-2	12	1	3	1	0	0	2	4	.333	0	0	5	0	.250	0	0	0-0	8	1	0	1.000
30 Cal Stark	.200	8-4	10	2	2	0	0	1	2	5	.500	1	3	7	0	.429	0	0	0-0	15	0	0	1.000
21 Kavares Tears	.154	7-5	13	2	2	1	0	0	3	3	.231	3	0	4	0	.294	1	0	0-0	7	2	0	1.000
14 Charlie Taylor	.077	9-5	13	1	1	1	0	0	0	2	.154	2	0	2	2	.200	0	0	0-0	55	2	0	1.000
4 Jake Kendro	.000	4-1	4	0	0	0	0	0	0	0	.000	0	0	4	0	.000	0	0	0-0	3	7	0	1.000
Totals	.249	12	378	71	94	14	2	15	67	157	.415	59	10	126	5	.361	4	3	4-7	294	73	18	.953
Opponents	.256	12	391	75	100	30	2	15	68	179	.458	34	14	114	7	.333	5	0	15-15	300	93	7	.983

LOB - Team (84), Opp (75). DPs turned - Team (8), Opp (7). CI - Team (0), Opp (1). IBB - Team (1), ENSLEY, H. 1, Opp (1).

Picked off - DREILING, D. 1, DICKEY, J. 1, AHUNA, M. 1.

(SEC games only Sorted by Earned run avg)

Player	era	w-l	app	gs	cg	sho	sv	ip	h	r	er	bb	so	2b	3b	hr	b/avg	wp	hp	bk	sfa	sha
32 Drew Beam	2.45	1-1	4	4	0	0/0	0	18.1	21	15	5	4	19	5	0	2	.273	3	1	0	1	0
11 Chase Dollander	6.00	1-2	4	4	0	0/0	0	21.0	20	15	14	9	22	8	2	2	.247	0	2	1	0	0
23 Chase Burns	11.94	0-3	4	4	0	0/0	0	17.1	27	25	23	8	30	10	0	8	.329	1	2	1	0	0

20 Bryce Jenkins	0.00	0-0	3	0	0	0/0	0	3.0	1	0	0	0	5	0	0	0	.100	0	0	0	0	0
28 Aaron Combs	0.00	0-0	3	0	0	0/0	0	2.0	1	0	0	1	3	0	0	0	.143	0	0	0	0	0
42 Jake Fitzgibbons	0.00	0-0	3	0	0	0/0	0	1.2	0	0	0	1	4	0	0	0	.000	0	0	0	0	0
33 AJ Russell	0.00	0-0	2	0	0	0/0	0	1.2	1	0	0	0	2	1	0	0	.167	0	0	0	0	0
16 Camden Sewell	1.80	2-0	4	0	0	0/0	0	5.0	3	1	1	2	4	1	0	0	.188	0	4	0	1	0
19 Seth Halvorsen	2.61	1-1	5	0	0	0/0	0	10.1	8	8	3	3	5	2	0	2	.205	1	1	0	1	0
29 Andrew Lindsey	3.18	0-0	5	0	0	0/0	0	11.1	7	5	4	3	14	2	0	0	.179	0	4	0	2	0
35 Kirby Connell	6.75	0-0	6	0	0	0/0	0	2.2	4	3	2	2	4	0	0	0	.308	0	0	0	0	0
48 Zander Sechrist	6.75	0-0	3	0	0	0/0	0	2.2	5	2	2	1	1	0	0	1	.455	0	0	0	0	0
40 Zach Joyce	9.00	0-0	2	0	0	0/0	0	1.0	2	1	1	0	1	1	0	0	.400	1	0	0	0	0
Totals	5.05	5-7	12	12	0	0/0	0	98.0	100	75	55	34	114	30	2	15	.256	6	14	2	5	0
Opponents	5.85	7-5	12	12	0	0/0	2	100.0	94	71	65	59	126	14	2	15	.249	14	10	1	4	3

PB - Team (4), DICKEY, J. 4, Opp (3). Pickoffs - Team (1), HALVORSEN 1, Opp (3). SBA/ATT - TAYLOR, C. (8-8), DICKEY, J. (7-7), BURNS, C. (4-4), HALVORSEN (4-4), DOLLANDER (2-2), SEWELL, C. (2-2), COMBS, A. (2-2), BEAM, D. (1-1).



2023 Tennessee Baseball
Game Results for Tennessee (as of Apr 12, 2023)
(All games)



Date	Opponent	Score	Inns	Overall	SEC	Pitcher of record	Attend	Time
& Feb 17, 2023	vs Arizona	L 1-3	9	0-1-0	0-0-0	DOLLANDER (L 0-1)	0	2:48
Feb 18, 2023	at Grand Canyon	L 3-4	9	0-2-0	0-0-0	LINDSEY, A. (L 0-1)	4457	2:49
Feb 19, 2023	vs UC San Diego	w 7-0	9	1-2-0	0-0-0	BEAM, D. (W 1-0)	0	2:39
Feb 21, 2023	ALABAMA A&M	w 10-0	8	2-2-0	0-0-0	FITZGIBBONS (W 1-0)	4550	2:39
Feb 22, 2023	ALABAMA A&M	w 23-1	7	3-2-0	0-0-0	COMBS, A. (W 1-0)	4382	2:40
Feb 24, 2023	DAYTON	w 12-2	9	4-2-0	0-0-0	DOLLANDER (W 1-1)	4264	3:00
Feb 25, 2023	DAYTON	w 4-1	9	5-2-0	0-0-0	BURNS, C. (W 1-0)	4024	2:38
Feb 26, 2023	DAYTON	w 6-0	9	6-2-0	0-0-0	BEAM, D. (W 2-0)	4305	2:44
Feb 28, 2023	CHARLESTON SOUTHERN	w 6-1	9	7-2-0	0-0-0	HALVORSEN (W 1-0)	4088	3:00
Mar 01, 2023	CHARLESTON SOUTHERN	w 8-2	9	8-2-0	0-0-0	FITZGIBBONS (W 2-0)	4115	2:53
Mar 03, 2023	GONZAGA	w 8-2	9	9-2-0	0-0-0	DOLLANDER (W 2-1)	4335	2:42
Mar 04, 2023	GONZAGA	w 7-2	9	10-2-0	0-0-0	CONNELL, K. (W 1-0)	5037	2:26
Mar 05, 2023	GONZAGA	w 17-9	9	11-2-0	0-0-0	JENKINS, B. (W 1-0)	4558	3:21
Mar 07, 2023	BOSTON COLLEGE	L 6-7	(10)	11-3-0	0-0-0	HALVORSEN (L 1-1)	4749	3:32
Mar 10, 2023	MOREHEAD STATE	w 23-4	9	12-3-0	0-0-0	DOLLANDER (W 3-1)	4171	3:05
Mar 11, 2023	MOREHEAD STATE-1	w 6-0	9	13-3-0	0-0-0	BURNS, C. (W 2-0)	4205	2:20
Mar 11, 2023	MOREHEAD STATE-2	w 6-3	9	14-3-0	0-0-0	BEAM, D. (W 3-0)	4162	2:27
Mar 14, 2023	LIPSCOMB	w 10-0	9	15-3-0	0-0-0	COMBS, A. (W 2-0)	4174	2:54
* Mar 17, 2023	at Missouri	L 1-9	9	15-4-0	0-1-0	DOLLANDER (L 3-2)	1761	2:08
* Mar 19, 2023	at Missouri-1	L 4-7	7	15-5-0	0-2-0	BURNS, C. (L 2-1)	2764	2:10
* Mar 19, 2023	at Missouri-2	L 1-7	7	15-6-0	0-3-0	BEAM, D. (L 3-1)	2764	2:19
Mar 21, 2023	WESTERN CAROLINA	w 7-0	9	16-6-0	0-3-0	COMBS, A. (W 3-0)	4132	2:55
* Mar 24, 2023	#21 TEXAS A&M	w 10-4	9	17-6-0	1-3-0	DOLLANDER (W 4-2)	4700	2:27
* Mar 25, 2023	#21 TEXAS A&M	w 8-7	9	18-6-0	2-3-0	SEWELL, C. (W 1-0)	4472	3:14
* Mar 26, 2023	#21 TEXAS A&M	w 9-6	9	19-6-0	3-3-0	HALVORSEN (W 2-1)	4521	3:12
Mar 28, 2023	UNC ASHEVILLE	w 5-0	9	20-6-0	3-3-0	BIMBI, J. (W 1-0)	4228	2:47
* Mar 30, 2023	at #1 LSU	L 2-5	9	20-7-0	3-4-0	HALVORSEN (L 2-2)	13068	2:54
* Mar 31, 2023	at #1 LSU	L 4-6	9	20-8-0	3-5-0	BURNS, C. (L 2-2)	12551	2:24
* Apr 01, 2023	at #1 LSU	w 14-7	9	21-8-0	4-5-0	SEWELL, C. (W 2-0)	11805	3:16
* Apr 06, 2023	#3 FLORIDA	L 1-6	9	21-9-0	4-6-0	DOLLANDER (L 4-3)	4727	3:05
* Apr 07, 2023	#3 FLORIDA	L 3-9	9	21-10-0	4-7-0	BURNS, C. (L 2-3)	4202	2:29
* Apr 08, 2023	#3 FLORIDA	w 14-2	8	22-10-0	5-7-0	BEAM, D. (W 4-1)	4020	2:40
Apr 11, 2023	EASTERN KENTUCKY	w 14-2	7	23-10-0	5-7-0	RUSSELL, A. (W 1-0)	4293	2:13

() extra inning game

2023 Tennessee Baseball
Team Game-by-Game for Tennessee (as of Apr 12, 2023)
Batting (All games)

Date	Opponent	ab	r	h	rbi	2b	3b	hr	tb	bb	ibb	sb	cs	hbp	sac	sf	gdp	k	po	a	e	lob	avg
Feb 17	vs Arizona	33	1	6	1	0	0	0	6	1	0	1	0	2	0	1	0	10	24	6	0	9	.182
Feb 18	at Grand Canyon	32	3	9	3	0	1	1	14	6	0	0	1	0	0	0	1	6	24	7	3	8	.231
Feb 19	vs UC San Diego	32	7	10	6	0	1	2	18	2	0	3	1	1	0	0	1	8	27	11	0	4	.258
Feb 21	ALABAMA A&M	29	10	10	9	4	1	3	25	7	0	0	0	1	0	0	1	3	24	4	0	6	.278
Feb 22	ALABAMA A&M	36	23	17	17	4	2	2	31	12	0	5	0	1	1	1	0	6	21	6	0	10	.321
Feb 24	DAYTON	37	12	12	11	2	1	3	25	6	0	1	1	1	0	1	0	11	27	2	1	9	.322
Feb 25	DAYTON	30	4	5	4	2	0	0	7	7	0	0	0	0	0	1	0	7	27	7	0	10	.301
Feb 26	DAYTON	31	6	8	6	2	0	2	16	5	0	0	0	0	0	0	0	7	27	9	0	6	.296
Feb 28	CHARLESTON SO	34	6	11	6	0	0	2	17	4	0	0	0	2	1	0	0	8	27	8	0	11	.299
Mar 01	CHARLESTON SO	33	8	13	8	3	0	1	19	6	1	4	0	1	0	1	0	6	27	8	1	9	.309
Mar 03	GONZAGA	34	8	9	7	3	0	2	18	7	0	3	0	1	0	0	0	15	27	7	0	10	.305
Mar 04	GONZAGA	31	7	9	7	1	0	3	19	6	0	2	1	1	0	1	1	11	27	11	0	8	.304
Mar 05	GONZAGA	34	17	13	16	3	1	3	27	13	0	3	0	1	1	2	0	5	27	9	1	10	.310
Mar 07	BOSTON COLLEG	38	6	9	6	0	1	1	14	3	0	3	0	1	1	1	0	12	30	10	1	8	.304
Mar 10	MOREHEAD STAT	41	23	18	23	2	1	7	43	9	0	0	0	3	0	1	1	4	27	4	1	7	.315
Mar 11	MOREHEAD STAT	31	6	10	6	2	0	3	21	6	0	2	0	1	0	1	0	7	27	3	0	9	.315
Mar 11	MOREHEAD STAT	30	6	9	6	2	0	3	20	4	1	3	0	0	1	0	1	8	27	7	0	5	.314
Mar 14	LIPSCOMB	34	10	11	10	5	0	3	25	6	0	1	0	0	0	0	0	9	27	7	0	6	.315
*Mar 17	at Missouri	28	1	3	1	0	0	1	6	2	0	0	0	1	0	0	0	10	24	6	1	3	.306
*Mar 19	at Missouri	26	4	6	4	0	0	2	12	4	0	1	1	1	0	0	1	10	18	0	2	7	.303
*Mar 19	at Missouri	22	1	1	1	0	0	0	1	2	0	1	0	2	0	0	0	12	18	7	3	4	.294
Mar 21	WESTERN CAROLI	30	7	7	6	2	0	2	15	5	0	2	0	2	0	0	1	10	27	4	0	6	.292
*Mar 24	TEXAS A&M	30	10	10	9	3	1	1	18	4	0	0	2	2	0	1	1	3	27	8	2	3	.293
*Mar 25	TEXAS A&M	30	8	9	7	1	1	0	12	8	1	0	0	1	0	2	2	8	27	6	1	7	.294
*Mar 26	TEXAS A&M	32	9	12	9	2	0	2	20	6	0	0	0	1	2	0	1	11	27	6	1	8	.297
Mar 28	UNC ASHEVILLE	29	5	6	3	2	0	2	14	5	0	1	0	2	1	0	1	8	27	6	0	8	.294
*Mar 30	at LSU	35	2	8	2	0	0	0	8	1	0	1	0	0	0	0	0	14	24	10	1	7	.291
*Mar 31	at LSU	35	4	8	4	0	0	3	17	1	0	0	0	0	0	0	0	11	24	6	2	5	.289
*Apr 01	at LSU	43	14	17	14	4	0	1	24	5	0	1	0	0	1	1	0	9	27	6	3	9	.294
*Apr 06	FLORIDA	34	1	7	1	1	0	1	11	6	0	0	0	1	0	0	0	18	27	5	1	13	.291
*Apr 07	FLORIDA	33	3	6	3	2	0	1	11	2	0	0	0	0	0	0	0	14	27	8	1	5	.287
*Apr 08	FLORIDA	30	14	7	12	1	0	3	17	18	0	0	0	1	0	0	0	6	24	5	0	13	.285
Apr 11	EASTERN KENTUC	25	14	11	14	3	0	5	29	9	0	0	1	1	0	2	1	5	21	4	0	4	.289
Totals		1062	260	307	242	56	11	65	580	188	3	38	8	32	9	17	14	292	843	213	26	247	.289

2023 Tennessee Baseball
Team Game-by-Game for Tennessee (as of Apr 12, 2023)
Pitching (All games)

Date	Opponent	ip	h	r	er	bb	so	2b	3b	hr	wp	bk	hbp	dp	ibb	score	w-l	sv	era
Feb 17	vs Arizona	8.0	7	3	3	2	10	1	0	1	0	0	1	0	0	1-3	0-1	0	3.38
Feb 18	at Grand Canyon	8.0	6	4	2	4	8	2	1	0	2	0	1	1	1	3-4	0-2	0	2.81
Feb 19	vs UC San Diego	9.0	6	0	0	2	10	1	0	0	0	0	1	0	0	7-0	1-2	0	1.80
Feb 21	ALABAMA A&M	8.0	3	0	0	4	13	0	0	0	1	0	2	0	0	10-0	2-2	0	1.36
Feb 22	ALABAMA A&M	7.0	2	1	1	1	10	0	1	0	0	0	0	0	0	23-1	3-2	0	1.35
Feb 24	DAYTON	9.0	5	2	2	1	20	1	0	1	0	0	1	1	0	12-2	4-2	0	1.47
Feb 25	DAYTON	9.0	2	1	1	3	15	0	0	0	1	0	0	0	0	4-1	5-2	1	1.40
Feb 26	DAYTON	9.0	2	0	0	3	6	1	0	0	0	0	0	1	0	6-0	6-2	1	1.21
Feb 28	CHARLESTON SO	9.0	4	1	1	0	12	2	0	1	0	0	2	0	0	6-1	7-2	1	1.18
Mar 01	CHARLESTON SO	9.0	5	2	2	1	13	1	0	0	0	0	0	0	0	8-2	8-2	1	1.27
Mar 03	GONZAGA	9.0	9	2	2	0	15	2	0	1	0	0	1	1	0	8-2	9-2	1	1.34
Mar 04	GONZAGA	9.0	6	2	2	1	11	4	0	0	0	0	0	0	0	7-2	10-2	1	1.40
Mar 05	GONZAGA	9.0	11	9	8	2	7	2	0	4	1	0	0	0	0	17-9	11-2	1	1.93
Mar 07	BOSTON COLLEG	10.0	10	7	6	4	12	1	0	4	0	0	0	0	0	6-7	11-3	1	2.21
Mar 10	MOREHEAD STAT	9.0	8	4	3	4	15	1	0	2	0	0	0	1	0	23-4	12-3	1	2.27
Mar 11	MOREHEAD STAT	9.0	3	0	0	1	16	1	0	0	1	0	0	0	0	6-0	13-3	1	2.12
Mar 11	MOREHEAD STAT	9.0	6	3	3	1	12	1	0	1	0	0	0	1	0	6-3	14-3	2	2.17
Mar 14	LIPSCOMB	9.0	6	0	0	5	14	1	0	0	1	0	0	1	0	10-0	15-3	2	2.05
*Mar 17	at Missouri	8.0	11	9	8	1	6	5	1	0	0	0	2	1	0	1-9	15-4	2	2.39
*Mar 19	at Missouri	6.0	8	7	6	1	13	2	0	2	0	1	0	0	0	4-7	15-5	2	2.62
*Mar 19	at Missouri	6.0	6	7	2	5	6	2	0	0	0	0	2	1	0	1-7	15-6	2	2.63
Mar 21	WESTERN CAROLI	9.0	4	0	0	2	14	1	0	0	0	0	1	0	0	7-0	16-6	2	2.50
*Mar 24	TEXAS A&M	9.0	3	4	3	3	9	0	1	0	0	1	1	2	0	10-4	17-6	2	2.53
*Mar 25	TEXAS A&M	9.0	8	7	6	4	12	3	0	1	1	0	1	1	0	8-7	18-6	2	2.68
*Mar 26	TEXAS A&M	9.0	10	6	4	4	8	1	0	1	2	0	0	0	1	9-6	19-6	2	2.73
Mar 28	UNC ASHEVILLE	9.0	1	0	0	3	15	0	0	0	0	0	0	0	0	5-0	20-6	2	2.62
*Mar 30	at LSU	8.0	7	5	2	3	4	3	0	1	1	0	2	1	0	2-5	20-7	2	2.61
*Mar 31	at LSU	8.0	12	6	6	2	10	7	0	2	1	0	2	1	0	4-6	20-8	2	2.75
*Apr 01	at LSU	9.0	15	7	2	2	8	3	0	0	0	0	3	0	0	14-7	21-8	2	2.72
*Apr 06	FLORIDA	9.0	8	6	5	4	12	2	0	3	0	0	0	0	0	1-6	21-9	2	2.80
*Apr 07	FLORIDA	9.0	8	9	9	4	13	1	0	4	0	0	1	1	0	3-9	21-10	2	3.01
*Apr 08	FLORIDA	8.0	4	2	2	1	13	1	0	1	1	0	0	0	0	14-2	22-10	2	2.99
Apr 11	EASTERN KENTUC	7.0	4	2	2	0	13	1	0	2	0	0	0	0	0	14-2	23-10	2	2.98
Totals		281.0	210	118	93	78	375	54	4	32	13	2	24	15	2	260-118	23-10	2	2.98



2023 Tennessee Baseball
Season Game Highs for Tennessee (as of Apr 12, 2023)
(All games)



TEAM GAME HIGHS

Batting

At bats:	43	-	at LSU (Apr 01, 2023)
Runs scored:	23	-	vs Alabama A&M (Feb 22, 2023)
	23	-	vs Morehead State (Mar 10, 2023)
Hits:	18	-	vs Morehead State (Mar 10, 2023)
RBIs:	23	-	vs Morehead State (Mar 10, 2023)
Doubles:	5	-	vs Lipscomb (Mar 14, 2023)
Triples:	2	-	vs Alabama A&M (Feb 22, 2023)
Home runs:	7	-	vs Morehead State (Mar 10, 2023)
Total bases:	43	-	vs Morehead State (Mar 10, 2023)
Walks:	18	-	vs Florida (Apr 08, 2023)
Strikeouts:	18	-	vs Florida (Apr 06, 2023)
Sac hits:	2	-	vs Texas A&M (Mar 26, 2023)
Sac flies:	2	-	vs Gonzaga (Mar 05, 2023)
	2	-	vs Texas A&M (Mar 25, 2023)
	2	-	vs Eastern Kentucky (Apr 11, 2023)
Stolen bases:	5	-	vs Alabama A&M (Feb 22, 2023)
Hit by pitch:	3	-	vs Morehead State (Mar 10, 2023)
Caught stealing:	2	-	vs Texas A&M (Mar 24, 2023)
Runners LOB:	13	-	vs Florida (Apr 06, 2023)
	13	-	vs Florida (Apr 08, 2023)
Hit into DP:	2	-	(5 times)

Fielding

Putouts:	30	-	vs Boston College (Mar 07, 2023)
Assists:	11	-	vs UC San Diego (Feb 19, 2023 at Mesa, Ariz.)
	11	-	vs Gonzaga (Mar 04, 2023)
Errors:	3	-	at Grand Canyon (Feb 18, 2023)
	3	-	at Missouri (Mar 19, 2023)
	3	-	at LSU (Apr 01, 2023)
Passed balls:	2	-	vs Florida (Apr 07, 2023)
DPs turned:	2	-	vs Texas A&M (Mar 24, 2023)

Pitching

Innings pitched:	10.0	-	vs Boston College (Mar 07, 2023)
Runs allowed:	9	-	vs Gonzaga (Mar 05, 2023)
	9	-	at Missouri (Mar 17, 2023)
	9	-	vs Florida (Apr 07, 2023)
Earned runs:	9	-	vs Florida (Apr 07, 2023)
Walks allowed:	5	-	vs Lipscomb (Mar 14, 2023)
	5	-	at Missouri (Mar 19, 2023)
Strikeouts:	20	-	vs Dayton (Feb 24, 2023)
Hits allowed:	15	-	at LSU (Apr 01, 2023)
Doubles allowed:	7	-	at LSU (Mar 31, 2023)
Triples allowed:	1	-	(4 times)
Homers allowed:	4	-	vs Gonzaga (Mar 05, 2023)
	4	-	vs Boston College (Mar 07, 2023)
	4	-	vs Florida (Apr 07, 2023)
Wild pitches:	2	-	at Grand Canyon (Feb 18, 2023)

Hit batters: 2 - vs Texas A&M (Mar 26, 2023)
3 - at LSU (Apr 01, 2023)



2023 Tennessee Baseball
Season Game Highs for Tennessee (as of Apr 12, 2023)
(All games)



INDIVIDUAL GAME HIGHS

Batting

At bats:	6	-	Dylan Dreiling at LSU (Apr 01, 2023)
	6	-	Jared Dickey at LSU (Apr 01, 2023)
	6	-	Blake Burke at LSU (Apr 01, 2023)
Runs scored:	5	-	Maui Ahuna vs Morehead State (Mar 10, 2023)
Hits:	4	-	Charlie Taylor vs Alabama A&M (Feb 22, 2023)
	4	-	Zane Denton vs Morehead State (Mar 10, 2023)
RBI:	6	-	Zane Denton vs Morehead State (Mar 10, 2023)
	6	-	Griffin Merritt vs Florida (Apr 08, 2023)
Doubles:	1	-	(56 times)
Triples:	1	-	(11 times)
Home runs:	2	-	(6 times)
Total bases:	12	-	Charlie Taylor vs Alabama A&M (Feb 22, 2023)
Walks:	3	-	(7 times)
Strikeouts:	4	-	Kyle Booker vs Boston College (Mar 07, 2023)
	4	-	Christian Moore vs Florida (Apr 06, 2023)
Sac hits:	1	-	(9 times)
Sac flies:	2	-	Cal Stark vs Eastern Kentucky (Apr 11, 2023)
Stolen bases:	3	-	Christian Moore vs Gonzaga (Mar 05, 2023)
Hit by pitch:	2	-	Blake Burke vs UNC Asheville (Mar 28, 2023)
Caught stealing:	1	-	(8 times)
Runners LOB:	4	-	(4 times)

Fielding

Putouts:	17	-	Charlie Taylor vs Dayton (Feb 24, 2023)
Assists:	6	-	Maui Ahuna vs Boston College (Mar 07, 2023)
Errors:	2	-	Blake Burke at Missouri (Mar 19, 2023)
Passed balls:	2	-	Jared Dickey vs Florida (Apr 07, 2023)

Pitching

Innings pitched:	7.0	-	Drew Beam vs Florida (Apr 08, 2023)
Runs allowed:	7	-	Chase Burns at Missouri (Mar 19, 2023)
	7	-	Chase Burns vs Florida (Apr 07, 2023)
Earned runs:	7	-	Chase Burns vs Florida (Apr 07, 2023)
Walks allowed:	4	-	Chase Burns vs Florida (Apr 07, 2023)
Strikeouts:	13	-	Chase Burns vs Morehead State (Mar 11, 2023)
Hits allowed:	9	-	Chase Dollander at Missouri (Mar 17, 2023)
Doubles allowed:	5	-	Chase Dollander at Missouri (Mar 17, 2023)
	5	-	Chase Burns at LSU (Mar 31, 2023)
Triples allowed:	1	-	(4 times)
Homers allowed:	3	-	Chase Burns vs Florida (Apr 07, 2023)
Wild pitches:	2	-	Drew Beam vs Texas A&M (Mar 26, 2023)
Hit batters:	2	-	(4 times)



2023 Tennessee Baseball
Batting Leaders for Tennessee (as of Apr 12, 2023)
(All games)



Hitting minimums - 1 Games 1 AB 2.0 AB/Game 1 TPA
Pitching minimums - 1 Games 5 IP 1 BF 1.0 IP/Game

Batting avg		Slugging pct		On base pct	
1. 25 Blake Burke	.333	1. 25 Blake Burke	.700	1. 1 Christian Moore	.482
2. 1 Christian Moore	.320	2. 10 Griffin Merritt	.667	2. 44 Zane Denton	.439
3. 17 Jared Dickey	.314	3. 44 Zane Denton	.636	3. 25 Blake Burke	.413
4. 44 Zane Denton	.293	4. 1 Christian Moore	.560	4. 2 Maui Ahuna	.408
5. 2 Maui Ahuna	.286	5. 2 Maui Ahuna	.560	5. 17 Jared Dickey	.403
Runs scored		Hits		Runs batted in	
1. 1 Christian Moore	35	1. 25 Blake Burke	40	1. 44 Zane Denton	34
17 Jared Dickey	35	2. 17 Jared Dickey	37	2. 25 Blake Burke	31
3. 25 Blake Burke	28	3. 1 Christian Moore	32	3. 1 Christian Moore	26
4. 44 Zane Denton	23	4. 44 Zane Denton	29	10 Griffin Merritt	26
5. 2 Maui Ahuna	21	5. 2 tied at.....	24	5. 17 Jared Dickey	23
Doubles		Triples		Home runs	
1. 1 Christian Moore	6	1. 44 Zane Denton	3	1. 25 Blake Burke	12
2 Maui Ahuna	6	2. 17 Jared Dickey	2	2. 10 Griffin Merritt	10
3. 21 Kavares Tears	5	25 Blake Burke	2	3. 44 Zane Denton	8
4. 5 tied at.....	4	4. 4 tied at.....	1	4. 1 Christian Moore	6
				5. 2 tied at.....	5
Total bases		Walks		Hit by pitch	
1. 25 Blake Burke	84	1. 1 Christian Moore	30	1. 25 Blake Burke	5
2. 44 Zane Denton	63	2. 44 Zane Denton	28	17 Jared Dickey	5
3. 17 Jared Dickey	60	3. 2 Maui Ahuna	15	3. 10 Griffin Merritt	4
4. 10 Griffin Merritt	58	4. 17 Jared Dickey	14	1 Christian Moore	4
5. 1 Christian Moore	56	5. 3 tied at.....	12	5. 2 tied at....	3
Sac bunts		Sac flies		Stolen bases	
1. 8 Christian Scott	3	1. 44 Zane Denton	4	1. 1 Christian Moore	12
2. 14 Charlie Taylor	2	2. 1 Christian Moore	3	2. 8 Christian Scott	6
3. 4 tied at.....	1	3. 4 tied at.....	2	3. 9 Hunter Ensley	4
				17 Jared Dickey	4
				5. 25 Blake Burke	3
Caught stealing		Steal attempts		Stolen base pct	
1. 17 Jared Dickey	3	1. 1 Christian Moore	13	1. 10 Griffin Merritt	1.000
2. 5 tied at.....	1	2. 17 Jared Dickey	7	2. 1 Christian Moore	.923
		3. 8 Christian Scott	6	3. 25 Blake Burke	.750
		4. 9 Hunter Ensley	4	4. 2 Maui Ahuna	.667
		25 Blake Burke	4	5. 17 Jared Dickey	.571
Strikeouts		Grounded into DP		Total plate appearances	
1. 2 Maui Ahuna	31	1. 14 Charlie Taylor	3	1. 17 Jared Dickey	139
2. 1 Christian Moore	29	17 Jared Dickey	3	2. 25 Blake Burke	138
10 Griffin Merritt	29	3. 25 Blake Burke	2	3. 1 Christian Moore	137
4. 44 Zane Denton	28	21 Kavares Tears	2	4. 44 Zane Denton	132
5. 25 Blake Burke	23	5. 4 tied at.....	1	5. 10 Griffin Merritt	105
At bats		Games played		Game starts	
1. 25 Blake Burke	120	1. 44 Zane Denton	33	1. 44 Zane Denton	32
2. 17 Jared Dickey	118	17 Jared Dickey	33	17 Jared Dickey	32
3. 1 Christian Moore	100	3. 1 Christian Moore	32	25 Blake Burke	32
4. 44 Zane Denton	99	25 Blake Burke	32	4. 1 Christian Moore	31
5. 10 Griffin Merritt	87	5. 8 Christian Scott	31	5. 10 Griffin Merritt	26
Games as sub					
1. 8 Christian Scott	16				
2. 46 Dylan Dreiling	14				
3. 6 Kyle Booker	13				
4 Jake Kendro	13				
14 Charlie Taylor	13				



**2023 Tennessee Baseball
Pitching Leaders for Tennessee (as of Apr 12, 2023)
(All games)**



Hitting minimums - 1 Games 1 AB 2.0 AB/Game 1 TPA
Pitching minimums - 1 Games 5 IP 1 BF 1.0 IP/Game

Earned run avg		Opposing bat avg		Won-loss pct	
1. 32 Drew Beam	2.52	1. 11 Chase Dollander	.230	1. 32 Drew Beam	.800
2. 11 Chase Dollander	4.19	2. 23 Chase Burns	.244	2. 11 Chase Dollander	.571
3. 23 Chase Burns	6.10	3. 32 Drew Beam	.248	3. 23 Chase Burns	.400
Wins		Losses		Saves	
1. 32 Drew Beam	4	1. 23 Chase Burns	3	1. 19 Seth Halvorsen	2
11 Chase Dollander	4	11 Chase Dollander	3		
3. 28 Aaron Combs	3	3. 19 Seth Halvorsen	2		
4. 4 tied at.....	2	4. 29 Andrew Lindsey	1		
		32 Drew Beam	1		
Innings pitched		Batters struck out		Appearances	
1. 11 Chase Dollander	43.0	1. 23 Chase Burns	69	1. 35 Kirby Connell	17
2. 23 Chase Burns	41.1	2. 11 Chase Dollander	63	2. 19 Seth Halvorsen	12
3. 32 Drew Beam	39.1	3. 32 Drew Beam	41	29 Andrew Lindsey	12
		4. 29 Andrew Lindsey	26	28 Aaron Combs	12
		5. 19 Seth Halvorsen	23	5. 2 tied at....	11
Games started		Games finished		Games in relief	
1. 11 Chase Dollander	8	1. 19 Seth Halvorsen	6	1. 35 Kirby Connell	17
32 Drew Beam	8	28 Aaron Combs	6	2. 29 Andrew Lindsey	12
23 Chase Burns	8	3. 16 Camden Sewell	4	28 Aaron Combs	12
4. 48 Zander Sechrist	7	29 Andrew Lindsey	4	19 Seth Halvorsen	12
5. 2 tied at....	1	5. 5 tied at....	2	5. 40 Zach Joyce	11
Wild pitches		Balks		Hit batters	
1. 23 Chase Burns	4	1. 11 Chase Dollander	1	1. 11 Chase Dollander	5
2. 32 Drew Beam	3	23 Chase Burns	1	2. 29 Andrew Lindsey	4
3. 6 tied at.....	1			16 Camden Sewell	4
				4. 23 Chase Burns	3
				19 Seth Halvorsen	3
Intentional BB allowed		Runners picked off		Batters SO out looking	
1. 29 Andrew Lindsey	1	1. 20 Bryce Jenkins	1	1. 11 Chase Dollander	18
19 Seth Halvorsen	1	32 Drew Beam	1	2. 23 Chase Burns	13
		30 Cal Stark	1	3. 32 Drew Beam	11
		19 Seth Halvorsen	1	4. 29 Andrew Lindsey	9
		34 Hollis Fanning	1	5. 2 tied at....	6
Sac bunts allowed		Sac flies allowed		Hits allowed	
1. 29 Andrew Lindsey	2	1. 32 Drew Beam	3	1. 11 Chase Dollander	37
2. 40 Zach Joyce	1	2. 29 Andrew Lindsey	2	2. 32 Drew Beam	38
35 Kirby Connell	1	3. 4 tied at.....	1	3. 23 Chase Burns	40
27 Jacob Bimbi	1				
Runs allowed		Earned runs allowed		Walks allowed	
1. 11 Chase Dollander	21	1. 32 Drew Beam	11	1. 32 Drew Beam	9
2. 32 Drew Beam	22	2. 11 Chase Dollander	20	2. 23 Chase Burns	14
3. 23 Chase Burns	30	3. 23 Chase Burns	28	11 Chase Dollander	14
Doubles allowed		Triples allowed		Home runs allowed	
1. 32 Drew Beam	8	1. 32 Drew Beam	0	1. 32 Drew Beam	3
2. 11 Chase Dollander	9	2. 23 Chase Burns	1	2. 11 Chase Dollander	5
3. 23 Chase Burns	15	3. 11 Chase Dollander	2	3. 23 Chase Burns	8



2023 Tennessee Baseball
Fielding Leaders for Tennessee (as of Apr 12, 2023)
(All games)



Hitting minimums - 1 Games
Pitching minimums - 1 Games 5 IP 1 BF 1.0 IP/Game

Fielding pct	
1. 17 Jared Dickey	1.000
30 Cal Stark	1.000
9 Hunter Ensley	1.000
6 Kyle Booker	1.000
4 Jake Kendro	1.000

Assists	
1. 1 Christian Moore	64
2. 2 Maui Ahuna	39
3. 44 Zane Denton	22
4. 25 Blake Burke	18
5. 4 Jake Kendro	15

Stolen bases against	
1. 14 Charlie Taylor	15
2. 17 Jared Dickey	8
3. 30 Cal Stark	7
4. 23 Chase Burns	6
19 Seth Halvorsen	6

Passed balls	
1. 17 Jared Dickey	4
2. 30 Cal Stark	1
14 Charlie Taylor	1

Chances	
1. 14 Charlie Taylor	235
2. 25 Blake Burke	206
3. 1 Christian Moore	102
4. 17 Jared Dickey	93
5. 30 Cal Stark	85

Errors	
1. 25 Blake Burke	8
2. 2 Maui Ahuna	4
3. 1 Christian Moore	3
4. 32 Drew Beam	2
44 Zane Denton	2

Caught stealing by	
1. 14 Charlie Taylor	4
2. 23 Chase Burns	2
3. 29 Andrew Lindsey	1
48 Zander Sechrist	1

Catchers interference	
-----------------------	--

Putouts	
1. 14 Charlie Taylor	228
2. 25 Blake Burke	180
3. 17 Jared Dickey	90
4. 30 Cal Stark	84
5. 9 Hunter Ensley	49

Fielding double plays	
1. 25 Blake Burke	11
2. 1 Christian Moore	9
3. 2 Maui Ahuna	7
4. 5 Austen Jaslove	4
5. 4 Jake Kendro	3

Steal attempts against	
1. 14 Charlie Taylor	19
2. 23 Chase Burns	8
17 Jared Dickey	8
4. 30 Cal Stark	7
5. 19 Seth Halvorsen	6



2023 Tennessee Baseball
Miscellaneous Stats for Tennessee (as of Apr 12, 2023)
(All games)



Multiple Hit Games	2	3	4	5+	Total
25 Blake Burke	8	5	-	-	13
17 Jared Dickey	6	4	-	-	10
44 Zane Denton	5	1	1	-	7
1 Christian Moore	6	1	-	-	7
10 Griffin Merritt	5	1	-	-	6
2 Maui Ahuna	5	-	-	-	5
9 Hunter Ensley	3	-	-	-	3
6 Kyle Booker	1	2	-	-	3
21 Kavares Tears	2	1	-	-	3
46 Dylan Dreiling	2	-	-	-	2
7 Logan Chambers	1	-	-	-	1
8 Christian Scott	1	-	-	-	1
30 Cal Stark	1	-	-	-	1
14 Charlie Taylor	-	-	1	-	1
TEAM	46	15	2	0	63

Multiple RBI Games	2	3	4	5+	Total
1 Christian Moore	5	3	-	-	8
44 Zane Denton	4	2	-	2	8
25 Blake Burke	4	2	1	1	8
17 Jared Dickey	3	2	1	-	6
2 Maui Ahuna	2	-	2	1	5
10 Griffin Merritt	2	1	1	1	5
30 Cal Stark	3	-	-	-	3
21 Kavares Tears	2	1	-	-	3
46 Dylan Dreiling	3	-	-	-	3
9 Hunter Ensley	2	-	-	-	2
8 Christian Scott	2	-	-	-	2
6 Kyle Booker	1	-	-	-	1
12 Ethan Payne	1	-	-	-	1
7 Logan Chambers	1	-	-	-	1
5 Austen Jaslove	1	-	-	-	1
13 Reese Chapman	-	1	-	-	1
18 Ryan Miller	1	-	-	-	1
14 Charlie Taylor	-	-	-	1	1
TEAM	37	12	5	6	60

Hitting Streaks	Longest	Current
10 Griffin Merritt	10	3
2 Maui Ahuna	8	6
25 Blake Burke	7	1
1 Christian Moore	7	1
46 Dylan Dreiling	7	-
9 Hunter Ensley	6	-
17 Jared Dickey	5	3
44 Zane Denton	4	1
6 Kyle Booker	4	-
5 Austen Jaslove	3	2
4 Jake Kendro	3	1
30 Cal Stark	3	-
8 Christian Scott	3	-
21 Kavares Tears	3	-
12 Ethan Payne	2	-
14 Charlie Taylor	2	-
18 Ryan Miller	2	1
7 Logan Chambers	1	1
13 Reese Chapman	1	1

Reached Base Streaks	Longest	Current
1 Christian Moore	20	3
17 Jared Dickey	16	11
10 Griffin Merritt	16	3
25 Blake Burke	12	5
44 Zane Denton	11	6
2 Maui Ahuna	9	9
46 Dylan Dreiling	7	2
9 Hunter Ensley	7	7
30 Cal Stark	7	-
6 Kyle Booker	5	-
8 Christian Scott	5	-
18 Ryan Miller	4	4
14 Charlie Taylor	4	1
7 Logan Chambers	4	1
5 Austen Jaslove	4	2
4 Jake Kendro	3	1
21 Kavares Tears	3	-
12 Ethan Payne	2	1
13 Reese Chapman	2	1



2023 Tennessee Baseball
Miscellaneous Stats for Tennessee (as of Apr 12, 2023)
(All games)



Starting Lineup By Position
(Team W-L record when starter)

PITCHER:		
23 Chase Burns	8	(4-4)
32 Drew Beam	8	(7-1)
11 Chase Dollander	8	(4-4)
48 Zander Sechrist	7	(6-1)
34 Hollis Fanning	1	(1-0)
33 AJ Russell	1	(1-0)
CATCHER:		
14 Charlie Taylor	17	(10-7)
30 Cal Stark	9	(9-0)
17 Jared Dickey	7	(4-3)
FIRST BASE:		
25 Blake Burke	32	(22-10)
9 Hunter Ensley	1	(1-0)
SECOND BASE:		
1 Christian Moore	31	(21-10)
4 Jake Kendro	2	(2-0)
THIRD BASE:		
44 Zane Denton	32	(22-10)
12 Ethan Payne	1	(1-0)
SHORTSTOP:		
2 Maui Ahuna	22	(15-7)
5 Austen Jaslove	10	(8-2)
4 Jake Kendro	1	(0-1)
LEFT FIELD:		
10 Griffin Merritt	10	(7-3)
17 Jared Dickey	10	(8-2)
6 Kyle Booker	8	(4-4)
9 Hunter Ensley	3	(2-1)
46 Dylan Dreiling	2	(2-0)
CENTER FIELD:		
9 Hunter Ensley	14	(9-5)
8 Christian Scott	8	(5-3)
17 Jared Dickey	6	(4-2)
6 Kyle Booker	4	(4-0)
46 Dylan Dreiling	1	(1-0)
RIGHT FIELD:		
10 Griffin Merritt	10	(9-1)
21 Kavares Tears	9	(6-3)
8 Christian Scott	7	(3-4)
17 Jared Dickey	6	(4-2)
13 Reese Chapman	1	(1-0)
DESIGNATED HITTER:		
46 Dylan Dreiling	11	(6-5)
10 Griffin Merritt	6	(5-1)
30 Cal Stark	6	(4-2)
7 Logan Chambers	5	(4-1)
17 Jared Dickey	3	(2-1)
5 Austen Jaslove	1	(1-0)
21 Kavares Tears	1	(1-0)

Starting Lineup By Lineup Spot
(Team W-L record when starter)

LEADOFF:		
2 Maui Ahuna	17	(10-7)
17 Jared Dickey	13	(11-2)
7 Logan Chambers	1	(1-0)
46 Dylan Dreiling	1	(1-0)
9 Hunter Ensley	1	(0-1)
2ND SPOT:		
1 Christian Moore	27	(20-7)
46 Dylan Dreiling	4	(2-2)
9 Hunter Ensley	2	(1-1)
3RD SPOT:		
25 Blake Burke	28	(21-7)
1 Christian Moore	3	(1-2)
17 Jared Dickey	2	(1-1)
CLEANUP:		
44 Zane Denton	22	(16-6)
10 Griffin Merritt	4	(4-0)
17 Jared Dickey	3	(1-2)
30 Cal Stark	1	(1-0)
9 Hunter Ensley	1	(1-0)
1 Christian Moore	1	(0-1)
25 Blake Burke	1	(0-1)
5TH SPOT:		
17 Jared Dickey	14	(9-5)
10 Griffin Merritt	9	(9-0)
44 Zane Denton	4	(3-1)
25 Blake Burke	3	(1-2)
6 Kyle Booker	1	(0-1)
46 Dylan Dreiling	1	(0-1)
21 Kavares Tears	1	(1-0)
6TH SPOT:		
10 Griffin Merritt	11	(7-4)
30 Cal Stark	7	(6-1)
9 Hunter Ensley	6	(3-3)
2 Maui Ahuna	4	(4-0)
7 Logan Chambers	1	(0-1)
4 Jake Kendro	1	(1-0)
46 Dylan Dreiling	1	(1-0)
6 Kyle Booker	1	(1-0)
44 Zane Denton	1	(0-1)
7TH SPOT:		
46 Dylan Dreiling	6	(4-2)
6 Kyle Booker	6	(4-2)
9 Hunter Ensley	5	(4-1)
21 Kavares Tears	5	(3-2)
44 Zane Denton	4	(2-2)
5 Austen Jaslove	2	(1-1)
2 Maui Ahuna	1	(1-0)
7 Logan Chambers	1	(1-0)
30 Cal Stark	1	(1-0)
13 Reese Chapman	1	(1-0)
8 Christian Scott	1	(1-0)
8TH SPOT:		
8 Christian Scott	6	(3-3)
5 Austen Jaslove	6	(5-1)
21 Kavares Tears	4	(3-1)
6 Kyle Booker	4	(3-1)
30 Cal Stark	3	(2-1)
9 Hunter Ensley	2	(2-0)
4 Jake Kendro	2	(1-1)
10 Griffin Merritt	2	(1-1)
12 Ethan Payne	1	(1-0)
7 Logan Chambers	1	(1-0)
14 Charlie Taylor	1	(0-1)
46 Dylan Dreiling	1	(1-0)

[illegible]



2023 Tennessee Baseball
Games Summary for Tennessee (as of Apr 12, 2023)
(All games)



Score by innings	1	2	3	4	5	6	7	8	9	EX	Total
Tennessee	32	36	34	25	44	40	34	13	2	0	260
Opponents	23	8	12	16	18	11	7	14	8	1	118

Record when ...

Overall	23-10	After 6 leading	21-0
Conference	5-7 trailing	1-9
Non-Conference	18-3 tied	1-1
Home games	21-3	After 7 leading	20-0
Away games	1-6 trailing	0-7
Neutral site	1-1 tied	1-1
Day games	17-3	After 8 leading	18-0
Night games	6-7 trailing	0-7
vs Left starter	10-2 tied	1-1
vs Right starter	13-8		
1-Run games	1-2	Hit 0 home runs	2-3
2-Run games	0-2	... 1 home run	3-5
5+Run games	19-4	... 2+ home runs	18-2
Extra innings	0-1		
Shutouts	7-0	Opponent 0 home runs	13-3
	 1 home run	7-2
Scoring 0-2 runs	0-5 2+ HRs	3-5
..... 3-5 runs	2-4		
..... 6-9 runs	11-1	Made 0 errors	15-1
..... 10+ runs	10-0 1 error	6-5
	 2+ errors	2-4
Opponent 0-2 runs	16-0		
..... 3-5 runs	3-3	Opp. made 0 errors	8-5
..... 6-9 runs	4-7 1 error	11-4
..... 10+ runs	0-0 2+ errors	4-1
Scored in 1st inning	13-2	Out-hit opponent	22-2
Opp. scored in 1st	5-6	Out-hit by opponent	0-8
Scores first	16-3	Hits are tied	1-0
Opp. scores first	7-7		

Record when team scores:

Runs	0	1	2	3	4	5	6	7	8	9	10+
W-L	0-0	0-4	0-1	0-2	1-2	1-0	4-1	3-0	3-0	1-0	10-0

Record when opponent scores:

Runs	0	1	2	3	4	5	6	7	8	9	10+
W-L	7-0	3-0	6-0	1-1	2-1	0-1	1-2	2-3	0-0	1-2	0-0

Record when leading after:

Inn.	1	2	3	4	5	6	7	8
W-L	11-0	16-0	19-1	20-2	22-1	21-0	20-0	18-0

Record when trailing after:

Inn.	1	2	3	4	5	6	7	8
W-L	2-5	2-6	1-7	1-7	1-8	1-9	0-7	0-7

Record when tied after:

Inn.	1	2	3	4	5	6	7	8
W-L	10-5	5-4	3-2	2-1	0-1	1-1	1-1	1-1

Current winning streak: 2
Longest winning streak: 11
Longest losing streak: 3

Home attendance : 104414 (24 dates avg = 4350)
Away attendance : 49170 (9 dates avg = 5463)
Total attendance: 153584 (33 dates avg = 4654)



2023 Tennessee Baseball Individual Career History



Mauí Ahuna

Year	avg	gp-gs	ab	r	h	2b	3b	hr	rbi	tb	slg%	bb	hbp	so	gdp	ob%	sf	sh	sb-att	po	a	e	fld%
2021*	.314	50-50	185	33	58	11	3	1	25	78	.422	28	4	38	2	.413	1	2	8-9	56	129	14	.930
2022*	.396	53-53	202	42	80	16	4	8	48	128	.634	28	5	49	3	.479	1	0	13-17	74	158	14	.943
2023	.286	23-22	84	21	24	6	1	5	22	47	.560	15	3	31	0	.408	1	0	2-3	20	39	4	.937
TOTAL	.286	23-22	84	21	24	6	1	5	22	47	.560	15	3	31	0	.408	1	0	2-3	20	39	4	.937
All*	.344	126-125	471	96	162	33	8	14	95	253	.537	71	12	118	5	.440	3	2	23-29	150	326	32	.937

* Statistics from prior team/school

SINGLE-GAME HIGHS [all-time ranking]:

Hits: 2, 5 times

Doubles: 1, 6 times

Triples: 1 [t-1st], Texas A&M, Mar 24, 2023

Home runs: 2 [t-3rd], Morehead State, Mar 10, 2023

Total bases: 8, Morehead State, Mar 10, 2023

RBI: 5, Morehead State, Mar 10, 2023

Runs scored: 5 [1st], Morehead State, Mar 10, 2023

Walks: 3 [t-4th], Morehead State, Mar 10, 2023

Hit by pitch: 1, Morehead State, Mar 10, 2023; Morehead State, Mar 11, 2023; Texas A&M, Mar 25, 2023

Struck out: 3, Texas A&M, Mar 26, 2023; at LSU, Mar 30, 2023

Sac flies: 1 [t-5th], Gonzaga, Mar 05, 2023

At bats: 5, Texas A&M, Mar 24, 2023

Stolen bases: 2 [t-9th], Gonzaga, Mar 03, 2023

Caught stealing: 1 [t-1st], at Missouri, Mar 19, 2023

Field chances: 7, Texas A&M, Mar 24, 2023

Putouts: 4, Texas A&M, Mar 24, 2023

Assists: 6 [t-7th], Boston College, Mar 07, 2023

Drew Beam

Year	avg	gp-gs	ab	r	h	2b	3b	hr	rbi	tb	slg%	bb	hbp	so	gdp	ob%	sf	sh	sb-att	po	a	e	fld%
2022	.000	0-0	0	0	0	0	0	0	0	0	.000	0	0	0	0	.000	0	0	0-0	2	6	1	.889
2023	.000	0-0	0	0	0	0	0	0	0	0	.000	0	0	0	0	.000	0	0	0-0	3	5	2	.800
TOTAL	.000	0-0	0	0	0	0	0	0	0	0	.000	0	0	0	0	.000	0	0	0-0	5	11	3	.842

Year	era	w-l	app	gs	cq	sho	sv	ip	h	r	er	bb	so	2b	3b	hr	bf	bavg	wp	hbp	bk	sfa	sha
2022	2.72	8-1	16	15	1	1/3	0	76.0	50	26	23	21	62	12	1	8	298	.186	2	5	0	2	1
2023	2.52	4-1	8	8	0	0/2	0	39.1	38	22	11	9	41	8	0	3	166	.248	3	1	0	3	0
TOTAL	2.65	12-2	24	23	1	1/5	0	115.1	88	48	34	30	103	20	1	11	464	.209	5	6	0	5	1

SINGLE-GAME HIGHS [all-time ranking]:

Innings pitched: 9.0 [t-1st], at Vanderbilt, Apr 03, 2022

Walks allowed: 4 [t-2nd], at Georgia Tech, Jun 05, 2022; vs Kentucky, May 28, 2022

Strikeouts: 10, Florida, Apr 08, 2023; Alabama, Apr 17, 2022

Batters faced: 28, at Vanderbilt, Apr 03, 2022

Field chances: 3, vs UC San Diego, Feb 19, 2023

Putouts: 1, 5 times

Assists: 2, Florida, Apr 08, 2023; vs UC San Diego, Feb 19, 2023

Runners CS: 1 [t-10th], vs Oklahoma, Mar 06, 2022; at Mississippi State, May 21, 2022; vs Kentucky, May 28, 2022



2023 Tennessee Baseball Individual Career History



Andrew Behnke

Year	avg	gp-gs	ab	r	h	2b	3b	hr	rbi	tb	slg%	bb	hbp	so	gdp	ob%	sf	sh	sb-att	po	a	e	fld%
------	-----	-------	----	---	---	----	----	----	-----	----	------	----	-----	----	-----	-----	----	----	--------	----	---	---	------

Year	era	w-l	app	gs	cg	sho	sv	ip	h	r	er	bb	so	2b	3b	hr	bf	bavg	wp	hbp	bk	sfa	sha
2023	0.00	0-0	1	0	0	0/0	0	1.0	1	0	0	0	1	0	0	0	4	.250	0	0	0	0	0
TOTAL	0.00	0-0	1	0	0	0/0	0	1.0	1	0	0	0	1	0	0	0	4	.250	0	0	0	0	0

SINGLE-GAME HIGHS [all-time ranking]:

Innings pitched: 1.0, Eastern Kentucky, Apr 11, 2023

Strikeouts: 1, Eastern Kentucky, Apr 11, 2023

Batters faced: 4, Eastern Kentucky, Apr 11, 2023

Jacob Bimbi

Year	avg	gp-gs	ab	r	h	2b	3b	hr	rbi	tb	slg%	bb	hbp	so	gdp	ob%	sf	sh	sb-att	po	a	e	fld%
2023	.000	0-0	0	0	0	0	0	0	0	0	.000	0	0	0	0	.000	0	0	0-0	1	2	0	1.000
TOTAL	.000	0-0	0	0	0	0	0	0	0	0	.000	0	0	0	0	.000	0	0	0-0	1	2	0	1.000

Year	era	w-l	app	gs	cg	sho	sv	ip	h	r	er	bb	so	2b	3b	hr	bf	bavg	wp	hbp	bk	sfa	sha
2023	2.00	1-0	10	0	0	0/6	0	9.0	7	2	2	6	14	2	0	1	39	.226	1	1	0	0	1
TOTAL	2.00	1-0	10	0	0	0/6	0	9.0	7	2	2	6	14	2	0	1	39	.226	1	1	0	0	1

SINGLE-GAME HIGHS [all-time ranking]:

Innings pitched: 2.0, Alabama A&M, Feb 21, 2023

Walks allowed: 2, vs UC San Diego, Feb 19, 2023; UNC Asheville, Mar 28, 2023

Strikeouts: 4, Alabama A&M, Feb 21, 2023

Batters faced: 9, Alabama A&M, Feb 21, 2023

Field chances: 2, Alabama A&M, Feb 21, 2023

Putouts: 1, Alabama A&M, Feb 21, 2023

Assists: 1, Eastern Kentucky, Apr 11, 2023; Alabama A&M, Feb 21, 2023



2023 Tennessee Baseball Individual Career History



Kyle Booker

Year	avg	gp-gs	ab	r	h	2b	3b	hr	rbi	tb	slg%	bb	hbp	so	gdp	ob%	sf	sh	sb-att	po	a	e	fld%
2021	.310	27-12	58	16	18	5	0	1	10	26	.448	7	1	18	1	.382	2	0	1-1	21	0	1	.955
2022	.222	29-6	45	12	10	3	0	1	10	16	.356	7	3	12	0	.364	0	0	1-1	12	3	0	1.000
2023	.250	25-12	52	8	13	3	0	1	4	19	.365	5	1	22	1	.328	0	1	2-2	27	2	0	1.000
TOTAL	.265	81-30	155	36	41	11	0	3	24	61	.394	19	5	52	2	.359	2	1	4-4	60	5	1	.985

SINGLE-GAME HIGHS [all-time ranking]:

Hits: 3, at LSU, Apr 01, 2023; at Western Carolina, Apr 13, 2021; Gonzaga, Mar 05, 2023

Doubles: 1, 11 times

Home runs: 1, Gonzaga, Mar 04, 2023; Western Carolina, Mar 30, 2021; Alabama A&M, May 03, 2022

Total bases: 5, Gonzaga, Mar 04, 2023; Western Carolina, Mar 30, 2021; Alabama A&M, May 03, 2022

RBI: 3, Bellarmine, Apr 19, 2022; Arkansas-Pine Bluff, Feb 23, 2021; Western Carolina, Mar 30, 2021

Runs scored: 3, 4 times

Walks: 3 [t-4th], at Kentucky, May 05, 2022

Hit by pitch: 1, 5 times

Struck out: 4 [t-1st], Boston College, Mar 07, 2023

Sac flies: 1 [t-5th], at Western Carolina, Apr 13, 2021; Arkansas-Pine Bluff, Feb 24, 2021

Sac bunts: 1 [t-7th], Gonzaga, Mar 05, 2023

At bats: 5, 4 times

Stolen bases: 1, 4 times

Field chances: 7, at LSU, Apr 01, 2023

Putouts: 6, at LSU, Apr 01, 2023

Assists: 1, 5 times

Blake Burke

Year	avg	gp-gs	ab	r	h	2b	3b	hr	rbi	tb	slg%	bb	hbp	so	gdp	ob%	sf	sh	sb-att	po	a	e	fld%
2022	.326	45-22	95	30	31	3	1	14	32	78	.821	19	6	37	0	.467	0	0	2-3	24	1	0	1.000
2023	.333	32-32	120	28	40	4	2	12	31	84	.700	12	5	23	2	.413	1	0	3-4	180	18	8	.961
TOTAL	.330	77-54	215	58	71	7	3	26	63	162	.753	31	11	60	2	.438	1	0	5-7	204	19	8	.965

SINGLE-GAME HIGHS [all-time ranking]:

Hits: 3, 6 times

Doubles: 1, 7 times

Triples: 1 [t-1st], vs UC San Diego, Feb 19, 2023; Boston College, Mar 07, 2023; South Carolina, Mar 19, 2022

Home runs: 2 [t-3rd], Dayton, Feb 26, 2023; Georgia, May 12, 2022

Total bases: 9, Georgia, May 12, 2022

RBI: 5, Charleston Southern, Feb 28, 2023

Runs scored: 3, 4 times

Walks: 3 [t-4th], Florida, Apr 08, 2023

Hit by pitch: 2 [t-1st], UNC Asheville, Mar 28, 2023; Bellarmine, May 10, 2022

Struck out: 3, Bellarmine, Apr 19, 2022; at Georgia Tech, Jun 05, 2022

Sac flies: 1 [t-5th], Boston College, Mar 07, 2023

At bats: 6 [t-4th], at LSU, Apr 01, 2023

Stolen bases: 1, 5 times

Caught stealing: 1 [t-1st], Gonzaga, Mar 04, 2023; at Ole Miss, Mar 26, 2022

Field chances: 11, vs UC San Diego, Feb 19, 2023; Gonzaga, Mar 05, 2023

Putouts: 10, vs UC San Diego, Feb 19, 2023; Gonzaga, Mar 05, 2023

Assists: 2, Texas A&M, Mar 24, 2023



2023 Tennessee Baseball Individual Career History



Chase Burns

Year	avg	gp-gs	ab	r	h	2b	3b	hr	rbi	tb	slg%	bb	hbp	so	gdp	ob%	sf	sh	sb-att	po	a	e	fld%
2022	.000	0-0	0	0	0	0	0	0	0	0	.000	0	0	0	0	.000	0	0	0-0	2	7	2	.818
2023	.000	0-0	0	0	0	0	0	0	0	0	.000	0	0	0	0	.000	0	0	0-0	3	1	0	1.000
TOTAL	.000	0-0	0	0	0	0	0	0	0	0	.000	0	0	0	0	.000	0	0	0-0	5	8	2	.867

Year	era	w-l	app	gs	cg	sho	sv	ip	h	r	er	bb	so	2b	3b	hr	bf	bavg	wp	hbp	bk	sfa	sha
2022	2.91	8-2	17	14	0	0/1	0	80.1	65	31	26	25	103	12	0	13	330	.216	5	3	2	0	1
2023	6.10	2-3	8	8	0	0/1	0	41.1	40	30	28	14	69	15	1	8	182	.244	4	3	1	1	0
TOTAL	3.99	10-5	25	22	0	0/2	0	121.2	105	61	54	39	172	27	1	21	512	.226	9	6	3	1	1

SINGLE-GAME HIGHS [all-time ranking]:

Innings pitched: 7.0, at Ole Miss, Mar 25, 2022

Walks allowed: 4 [t-2nd], Florida, Apr 07, 2023; Missouri, Apr 08, 2022; Rhode Island, Mar 11, 2022

Strikeouts: 13 [t-1st], Morehead State, Mar 11, 2023

Batters faced: 26, at Missouri, Mar 19, 2023

Field chances: 2, 5 times

Putouts: 1, 5 times

Assists: 2, at Vanderbilt, Apr 01, 2022; at Florida Gators, Apr 22, 2022

Runners CS: 2 [t-1st], Dayton, Feb 25, 2023; Notre Dame, Jun 12, 2022

Logan Chambers

Year	avg	gp-gs	ab	r	h	2b	3b	hr	rbi	tb	slg%	bb	hbp	so	gdp	ob%	sf	sh	sb-att	po	a	e	fld%
2022	.200	18-6	25	6	5	0	0	0	4	5	.200	8	0	5	1	.371	2	0	0-0	3	5	0	1.000
2023	.190	16-5	21	8	4	0	1	1	3	9	.429	7	0	5	0	.393	0	0	0-0	0	1	0	1.000
TOTAL	.196	34-11	46	14	9	0	1	1	7	14	.304	15	0	10	1	.381	2	0	0-0	3	6	0	1.000

SINGLE-GAME HIGHS [all-time ranking]:

Hits: 2, Alabama A&M, Feb 22, 2023; Belmont, May 17, 2022

Triples: 1 [t-1st], Alabama A&M, Feb 22, 2023

Home runs: 1, Eastern Kentucky, Apr 11, 2023

Total bases: 4, Eastern Kentucky, Apr 11, 2023; Alabama A&M, Feb 22, 2023

RBI: 2, Alabama A&M, Feb 22, 2023

Runs scored: 2, Eastern Kentucky, Apr 11, 2023; Alabama A&M, Feb 22, 2023

Walks: 2, Iona, Feb 25, 2022

Struck out: 1, 10 times

Sac flies: 1 [t-5th], Georgia Southern, Feb 20, 2022; UNC Asheville, Feb 23, 2022

At bats: 4, Alabama A&M, May 03, 2022

Field chances: 3, UNC Asheville, Feb 23, 2022

Putouts: 1, Georgia Southern, Feb 18, 2022; Butler, Mar 22, 2022; Alabama A&M, May 03, 2022

Assists: 3, UNC Asheville, Feb 23, 2022



2023 Tennessee Baseball Individual Career History



Reese Chapman

Year	avg	gp-gs	ab	r	h	2b	3b	hr	rbi	tb	slg%	bb	hbp	so	gdp	ob%	sf	sh	sb-att	po	a	e	fld%
2023	.200	11-1	15	4	3	0	0	1	5	6	.400	2	1	1	1	.333	0	0	1-1	3	0	0	1.000
TOTAL	.200	11-1	15	4	3	0	0	1	5	6	.400	2	1	1	1	.333	0	0	1-1	3	0	0	1.000

SINGLE-GAME HIGHS [all-time ranking]:

Hits: 1, Eastern Kentucky, Apr 11, 2023; Alabama A&M, Feb 22, 2023; Morehead State, Mar 10, 2023

Home runs: 1, Eastern Kentucky, Apr 11, 2023

Total bases: 4, Eastern Kentucky, Apr 11, 2023

RBI: 3, Eastern Kentucky, Apr 11, 2023

Runs scored: 1, 4 times

Walks: 1, Alabama A&M, Feb 21, 2023; Western Carolina, Mar 21, 2023

Hit by pitch: 1, Gonzaga, Mar 04, 2023

Struck out: 1, Lipscomb, Mar 14, 2023

At bats: 4, Alabama A&M, Feb 22, 2023

Stolen bases: 1, Gonzaga, Mar 04, 2023

Field chances: 1, vs UC San Diego, Feb 19, 2023; Charleston Southern, Mar 01, 2023; Western Carolina, Mar 21, 2023

Putouts: 1, vs UC San Diego, Feb 19, 2023; Charleston Southern, Mar 01, 2023; Western Carolina, Mar 21, 2023

Aaron Combs

Year	avg	gp-gs	ab	r	h	2b	3b	hr	rbi	tb	slg%	bb	hbp	so	gdp	ob%	sf	sh	sb-att	po	a	e	fld%
2023	.000	0-0	0	0	0	0	0	0	0	0	.000	0	0	0	0	.000	0	0	0-0	0	1	0	1.000
TOTAL	.000	0-0	0	0	0	0	0	0	0	0	.000	0	0	0	0	.000	0	0	0-0	0	1	0	1.000

Year	era	w-l	app	gs	cg	sho	sv	ip	h	r	er	bb	so	2b	3b	hr	bf	bavg	wp	hbp	bk	sfa	sha
2023	1.50	3-0	12	0	0	0/4	0	12.0	5	2	2	2	22	2	0	1	45	.122	1	2	0	0	0
TOTAL	1.50	3-0	12	0	0	0/4	0	12.0	5	2	2	2	22	2	0	1	45	.122	1	2	0	0	0

SINGLE-GAME HIGHS [all-time ranking]:

Innings pitched: 1.2, Lipscomb, Mar 14, 2023

Walks allowed: 1, Lipscomb, Mar 14, 2023; Texas A&M, Mar 26, 2023

Strikeouts: 3, 4 times

Batters faced: 7, Lipscomb, Mar 14, 2023

Field chances: 1, Western Carolina, Mar 21, 2023

Assists: 1, Western Carolina, Mar 21, 2023



2023 Tennessee Baseball Individual Career History



Kirby Connell

Year	avg	gp-gs	ab	r	h	2b	3b	hr	rbi	tb	slg%	bb	hbp	so	gdp	ob%	sf	sh	sb-att	po	a	e	fld%
2020	.000	0-0	0	0	0	0	0	0	0	0	.000	0	0	0	0	.000	0	0	0-0	0	1	0	1.000
2021	.000	0-0	0	0	0	0	0	0	0	0	.000	0	0	0	0	.000	0	0	0-0	3	4	0	1.000
2022	.000	0-0	0	0	0	0	0	0	0	0	.000	0	0	0	0	.000	0	0	0-0	5	9	0	1.000
2023	.000	0-0	0	0	0	0	0	0	0	0	.000	0	0	0	0	.000	0	0	0-0	1	3	0	1.000
TOTAL	.000	0-0	0	0	0	0	0	0	0	0	.000	0	0	0	0	.000	0	0	0-0	9	17	0	1.000

Year	era	w-l	app	gs	cg	sho	sv	ip	h	r	er	bb	so	2b	3b	hr	bf	bavg	wp	hbp	bk	sfa	sha
2020	6.35	0-0	4	0	0	0/0	0	5.2	5	4	4	1	7	1	0	1	23	.238	1	1	0	0	0
2021	3.00	1-1	26	0	0	0/1	2	42.0	44	19	14	3	39	8	0	5	175	.265	0	2	0	2	2
2022	1.66	4-0	30	0	0	0/2	0	38.0	27	11	7	6	36	2	0	2	146	.199	0	2	0	0	1
2023	2.70	1-0	17	0	0	0/3	0	10.0	5	4	3	2	11	1	0	0	38	.143	0	0	0	0	1
TOTAL	2.63	6-1	77	0	0	0/6	2	95.2	81	38	28	12	93	12	0	8	382	.226	1	5	0	2	4

SINGLE-GAME HIGHS [all-time ranking]:

Innings pitched: 4.2, vs Baylor, Mar 05, 2022

Walks allowed: 2, at Campbell, Jun 04, 2022

Strikeouts: 5, Florida, Apr 10, 2021; at Alabama, Apr 4, 2021; Georgia, May 14, 2022

Batters faced: 18, vs Baylor, Mar 05, 2022

Field chances: 2, 4 times

Putouts: 2, at Kentucky, May 06, 2022

Assists: 2, at Campbell, Jun 04, 2022; vs Baylor, Mar 05, 2022

Runners CS: 1 [t-10th], at Alabama, Apr 2, 2021; at Campbell, Jun 04, 2022; vs Baylor, Mar 05, 2022

Zane Denton

Year	avg	gp-gs	ab	r	h	2b	3b	hr	rbi	tb	slg%	bb	hbp	so	gdp	ob%	sf	sh	sb-att	po	a	e	fld%
2020*	.220	13-11	41	5	9	3	1	0	9	14	.341	3	1	11	0	.277	2	0	0-0	10	15	1	.962
2021*	.308	58-58	221	40	68	10	0	10	40	108	.489	35	3	52	5	.405	3	0	2-2	86	88	8	.956
2022*	.263	58-58	232	35	61	12	0	13	48	112	.483	22	6	67	6	.337	4	0	0-2	32	101	4	.971
2023	.293	33-32	99	23	29	4	3	8	34	63	.636	28	1	28	0	.439	4	0	1-2	10	22	2	.941
TOTAL	.293	33-32	99	23	29	4	3	8	34	63	.636	28	1	28	0	.439	4	0	1-2	10	22	2	.941
All*	.282	162-159	593	103	167	29	4	31	131	297	.501	88	11	158	11	.377	13	0	3-6	138	226	15	.960

* Statistics from prior team/school

SINGLE-GAME HIGHS [all-time ranking]:

Hits: 4 [t-4th], Morehead State, Mar 10, 2023

Doubles: 1, 4 times

Triples: 1 [t-1st], Dayton, Feb 24, 2023; Gonzaga, Mar 05, 2023; Morehead State, Mar 10, 2023

Home runs: 2 [t-3rd], Texas A&M, Mar 26, 2023

Total bases: 10 [t-6th], Morehead State, Mar 10, 2023

RBI: 6 [t-3rd], Morehead State, Mar 10, 2023

Runs scored: 3, Morehead State, Mar 10, 2023

Walks: 3 [t-4th], at Grand Canyon, Feb 18, 2023; Morehead State, Mar 11, 2023; Texas A&M, Mar 24, 2023

Hit by pitch: 1, Western Carolina, Mar 21, 2023

Struck out: 2, 9 times

Sac flies: 1 [t-5th], 4 times

At bats: 5, Boston College, Mar 07, 2023; Morehead State, Mar 10, 2023

Stolen bases: 1, Alabama A&M, Feb 22, 2023

Caught stealing: 1 [t-1st], Texas A&M, Mar 24, 2023

Field chances: 3, Lipscomb, Mar 14, 2023; at Missouri, Mar 17, 2023

Putouts: 2, UNC Asheville, Mar 28, 2023

Assists: 2, 5 times



2023 Tennessee Baseball Individual Career History



Jared Dickey

Year	avg	gp-gs	ab	r	h	2b	3b	hr	rbi	tb	slg%	bb	hbp	so	gdp	ob%	sf	sh	sb-att	po	a	e	fld%
2022	.380	40-25	100	29	38	8	1	7	19	69	.690	20	2	12	1	.484	2	2	3-4	52	1	2	.964
2023	.314	33-32	118	35	37	4	2	5	23	60	.508	14	5	20	3	.403	2	0	4-7	90	3	0	1.000
TOTAL	.344	73-57	218	64	75	12	3	12	42	129	.592	34	7	32	4	.441	4	2	7-11	142	4	2	.986

SINGLE-GAME HIGHS [all-time ranking]:

Hits: 3, 8 times

Doubles: 2 [t-2nd], vs Baylor, Mar 05, 2022; Rhode Island, Mar 13, 2022

Triples: 1 [t-1st], at Grand Canyon, Feb 18, 2023; Rhode Island, Mar 13, 2022; Texas A&M, Mar 25, 2023

Home runs: 2 [t-3rd], James Madison, Mar 09, 2022; at Ole Miss, Mar 25, 2022

Total bases: 8, James Madison, Mar 09, 2022; at Ole Miss, Mar 25, 2022

RBI: 4, Gonzaga, Mar 05, 2023

Runs scored: 4 [t-2nd], Iona, Feb 27, 2022

Walks: 2, Iona, Feb 26, 2022; Iona, Feb 27, 2022; at Notre Dame, Jun 11, 2022

Hit by pitch: 1, 7 times

Struck out: 3, Florida, Apr 06, 2023

Sac flies: 1 [t-5th], 4 times

Sac bunts: 1 [t-7th], South Carolina, Mar 19, 2022; South Carolina, Mar 20, 2022

At bats: 6 [t-4th], at LSU, Apr 01, 2023; James Madison, Mar 08, 2022

Stolen bases: 2 [t-9th], Iona, Feb 27, 2022

Caught stealing: 1 [t-1st], 4 times

Field chances: 15, James Madison, Mar 09, 2022

Putouts: 14, James Madison, Mar 09, 2022

Assists: 2, UNC Asheville, Mar 28, 2023

Chase Dollander

Year	avg	gp-gs	ab	r	h	2b	3b	hr	rbi	tb	slg%	bb	hbp	so	gdp	ob%	sf	sh	sb-att	po	a	e	fld%
2021*	.000	0-0	0	0	0	0	0	0	0	0	.000	0	0	0	0	.000	0	0	0-0	0	8	2	.800
2022	.000	0-0	0	0	0	0	0	0	0	0	.000	0	0	0	0	.000	0	0	0-0	6	6	2	.857
2023	.000	0-0	0	0	0	0	0	0	0	0	.000	0	0	0	0	.000	0	0	0-0	3	0	1	.750
TOTAL	.000	0-0	0	0	0	0	0	0	0	0	.000	0	0	0	0	.000	0	0	0-0	9	6	3	.833
All*	.000	0-0	0	0	0	0	0	0	0	0	.000	0	0	0	0	.000	0	0	0-0	9	14	5	.821

Year	era	w-l	app	gs	cg	sho	sv	ip	h	r	er	bb	so	2b	3b	hr	bf	bavg	wp	hbp	bk	sfa	sha
2021*	4.04	4-3	12	11	0	0/0	0	49.0	49	32	22	28	64	11	1	3	222	.262	2	2	1	0	5
2022	2.39	10-0	16	14	0	0/1	0	79.0	50	25	21	13	108	10	0	7	306	.175	1	2	0	3	1
2023	4.19	4-3	8	8	0	0/0	0	43.0	37	21	20	14	63	9	2	5	181	.230	0	5	1	1	0
TOTAL	3.02	14-3	24	22	0	0/1	0	122.0	87	46	41	27	171	19	2	12	487	.195	1	7	1	4	1
All*	3.32	18-6	36	33	0	0/1	0	171.0	136	78	63	55	235	30	3	15	709	.215	3	9	2	4	6

* Statistics from prior team/school

SINGLE-GAME HIGHS [all-time ranking]:

Innings pitched: 8.0 [4th], at Vanderbilt, Apr 02, 2022

Walks allowed: 3, Florida, Apr 06, 2023; Morehead State, Mar 10, 2023; at LSU, Mar 30, 2023

Strikeouts: 12 [t-3rd], Dayton, Feb 24, 2023; Rhode Island, Mar 11, 2022

Batters faced: 27, 4 times

Field chances: 3, at Vanderbilt, Apr 02, 2022; Rhode Island, Mar 11, 2022

Putouts: 2, Rhode Island, Mar 11, 2022; Texas A&M, Mar 24, 2023

Assists: 2, at Vanderbilt, Apr 02, 2022

Runners CS: 1 [t-10th], Iona, Feb 26, 2022; at Kentucky, May 06, 2022



2023 Tennessee Baseball Individual Career History



Dylan Dreiling

Year	avg	gp-gs	ab	r	h	2b	3b	hr	rbi	tb	slg%	bb	hbp	so	gdp	ob%	sf	sh	sb-att	po	a	e	fld%
2023	.311	28-14	61	11	19	3	1	3	9	33	.541	10	0	14	0	.408	0	0	0-0	5	0	0	1.000
TOTAL	.311	28-14	61	11	19	3	1	3	9	33	.541	10	0	14	0	.408	0	0	0-0	5	0	0	1.000

SINGLE-GAME HIGHS [all-time ranking]:

Hits: 2, at LSU, Apr 01, 2023; at LSU, Mar 31, 2023

Doubles: 1, Gonzaga, Mar 05, 2023; Morehead State, Mar 11, 2023; Texas A&M, Mar 26, 2023

Triples: 1 [t-1st], Alabama A&M, Feb 21, 2023

Home runs: 1, Morehead State, Mar 10, 2023; Morehead State, Mar 11, 2023; Lipscomb, Mar 14, 2023

Total bases: 4, Morehead State, Mar 10, 2023; Morehead State, Mar 11, 2023; Lipscomb, Mar 14, 2023

RBI: 2, Morehead State, Mar 10, 2023; Lipscomb, Mar 14, 2023; Texas A&M, Mar 26, 2023

Runs scored: 2, at LSU, Apr 01, 2023; Lipscomb, Mar 14, 2023

Walks: 2, Charleston Southern, Mar 01, 2023

Struck out: 2, at LSU, Apr 01, 2023; Lipscomb, Mar 14, 2023

At bats: 6 [t-4th], at LSU, Apr 01, 2023

Field chances: 2, Dayton, Feb 25, 2023

Putouts: 2, Dayton, Feb 25, 2023

Hunter Ensley

Year	avg	gp-gs	ab	r	h	2b	3b	hr	rbi	tb	slg%	bb	hbp	so	gdp	ob%	sf	sh	sb-att	po	a	e	fld%
2021	.000	1-0	1	0	0	0	0	0	0	0	.000	0	0	0	0	.000	0	0	0-0	0	0	0	.000
2022	.188	13-0	16	5	3	2	0	0	0	5	.313	4	0	8	1	.350	0	0	0-0	0	0	0	.000
2023	.308	26-18	65	15	20	3	0	2	10	29	.446	12	2	17	0	.430	0	1	4-4	49	1	0	1.000
TOTAL	.280	40-18	82	20	23	5	0	2	10	34	.415	16	2	25	1	.410	0	1	4-4	49	1	0	1.000

SINGLE-GAME HIGHS [all-time ranking]:

Hits: 2, at LSU, Apr 01, 2023; Texas A&M, Mar 26, 2023; at LSU, Mar 31, 2023

Doubles: 1, 5 times

Home runs: 1, Lipscomb, Mar 14, 2023; at LSU, Mar 31, 2023

Total bases: 5, at LSU, Mar 31, 2023

RBI: 2, at LSU, Apr 01, 2023; Lipscomb, Mar 14, 2023

Runs scored: 3, at LSU, Apr 01, 2023

Walks: 2, Eastern Kentucky, Apr 11, 2023; Iona, Feb 25, 2022

Hit by pitch: 1, Alabama A&M, Feb 22, 2023; at Missouri, Mar 19, 2023

Struck out: 2, 7 times

Sac bunts: 1 [t-7th], Texas A&M, Mar 26, 2023

At bats: 4, 8 times

Stolen bases: 2 [t-9th], Charleston Southern, Mar 01, 2023

Field chances: 5, Lipscomb, Mar 14, 2023; Texas A&M, Mar 26, 2023; at LSU, Mar 30, 2023

Putouts: 5, Texas A&M, Mar 26, 2023; at LSU, Mar 30, 2023

Assists: 1, Lipscomb, Mar 14, 2023



2023 Tennessee Baseball Individual Career History



Wyatt Evans

Year	avg	gp-gs	ab	r	h	2b	3b	hr	rbi	tb	slg%	bb	hbp	so	gdp	ob%	sf	sh	sb-att	po	a	e	fld%
2022	.000	0-0	0	0	0	0	0	0	0	0	.000	0	0	0	0	.000	0	0	0-0	2	1	0	1.000
TOTAL	.000	0-0	0	0	0	0	0	0	0	0	.000	0	0	0	0	.000	0	0	0-0	2	1	0	1.000

Year	era	w-l	app	gs	cg	sho	sv	ip	h	r	er	bb	so	2b	3b	hr	bf	bavg	wp	hbp	bk	sfa	sha
2022	2.25	0-0	19	0	0	0/3	0	16.0	12	4	4	3	22	1	0	2	62	.211	1	2	0	0	0
TOTAL	2.25	0-0	19	0	0	0/3	0	16.0	12	4	4	3	22	1	0	2	62	.211	1	2	0	0	0

SINGLE-GAME HIGHS [all-time ranking]:

Innings pitched: 1.1, at Mississippi State, May 19, 2022

Walks allowed: 1, Alabama, Apr 17, 2022; Notre Dame, Jun 10, 2022; Georgia, May 14, 2022

Strikeouts: 3, Butler, Mar 22, 2022; vs Kentucky, May 28, 2022

Batters faced: 5, Alabama, Apr 17, 2022; Georgia, May 14, 2022; at Mississippi State, May 19, 2022

Field chances: 1, Iona, Feb 26, 2022; Georgia, May 14, 2022; Belmont, May 17, 2022

Putouts: 1, Georgia, May 14, 2022; Belmont, May 17, 2022

Assists: 1, Iona, Feb 26, 2022

Hollis Fanning

Year	avg	gp-gs	ab	r	h	2b	3b	hr	rbi	tb	slg%	bb	hbp	so	gdp	ob%	sf	sh	sb-att	po	a	e	fld%
2021	.000	0-0	0	0	0	0	0	0	0	0	.000	0	0	0	0	.000	0	0	0-0	1	0	0	1.000
2022	.000	0-0	0	0	0	0	0	0	0	0	.000	0	0	0	0	.000	0	0	0-0	2	1	0	1.000
2023	.000	0-0	0	0	0	0	0	0	0	0	.000	0	0	0	0	.000	0	0	0-0	0	1	0	1.000
TOTAL	.000	0-0	0	0	0	0	0	0	0	0	.000	0	0	0	0	.000	0	0	0-0	3	2	0	1.000

Year	era	w-l	app	gs	cg	sho	sv	ip	h	r	er	bb	so	2b	3b	hr	bf	bavg	wp	hbp	bk	sfa	sha
2021	6.75	0-0	4	0	0	0/0	0	2.2	5	2	2	0	2	3	0	0	13	.385	0	0	0	0	0
2022	2.70	0-0	5	0	0	0/0	0	3.1	7	3	1	1	3	0	0	0	19	.467	0	1	0	1	1
2023	1.59	0-0	6	1	0	0/4	0	5.2	3	1	1	2	8	0	0	1	21	.167	0	1	0	0	0
TOTAL	3.09	0-0	15	1	0	0/4	0	11.2	15	6	4	3	13	3	0	1	53	.326	0	2	0	1	1

SINGLE-GAME HIGHS [all-time ranking]:

Innings pitched: 2.0, Alabama A&M, Feb 21, 2023

Walks allowed: 1, Bellarmine, Apr 19, 2022; Alabama A&M, Feb 21, 2023; Western Carolina, Mar 21, 2023

Strikeouts: 2, Alabama A&M, Feb 21, 2023; Charleston Southern, Mar 01, 2023; Lipscomb, Mar 14, 2023

Batters faced: 7, Alabama A&M, Feb 21, 2023

Field chances: 2, Bellarmine, Apr 19, 2022

Putouts: 1, Bellarmine, Apr 19, 2022; Iona, Feb 27, 2022; Tennessee Tech, May 11, 2021

Assists: 1, Bellarmine, Apr 19, 2022; Alabama A&M, Feb 21, 2023



2023 Tennessee Baseball Individual Career History



Jake Fitzgibbons

Year	avg	gp-gs	ab	r	h	2b	3b	hr	rbi	tb	slg%	bb	hbp	so	gdp	ob%	sf	sh	sb-att	po	a	e	fld%
2021	.000	0-0	0	0	0	0	0	0	0	0	.000	0	0	0	0	.000	0	0	0-0	0	2	0	1.000
TOTAL	.000	0-0	0	0	0	0	0	0	0	0	.000	0	0	0	0	.000	0	0	0-0	0	2	0	1.000

Year	era	w-l	app	gs	cg	sho	sv	ip	h	r	er	bb	so	2b	3b	hr	bf	bavg	wp	hbp	bk	sfa	sha
2021	8.31	1-0	7	3	0	0/0	0	8.2	13	13	8	6	6	2	0	2	45	.333	3	0	0	0	0
2022	3.86	0-0	6	1	0	0/1	0	7.0	2	3	3	9	10	0	0	1	32	.087	1	0	0	0	0
2023	1.93	2-0	10	0	0	0/4	0	9.1	2	2	2	6	16	0	0	1	35	.069	1	0	0	0	0
TOTAL	4.68	3-0	23	4	0	0/5	0	25.0	17	18	13	21	32	2	0	4	112	.187	5	0	0	0	0

SINGLE-GAME HIGHS [all-time ranking]:

Innings pitched: 3.1, Western Carolina, Mar 30, 2021

Walks allowed: 4 [t-2nd], James Madison, Mar 09, 2022

Strikeouts: 4, Alabama A&M, Feb 21, 2023; James Madison, Mar 09, 2022; Western Carolina, Mar 30, 2021

Batters faced: 13, James Madison, Mar 09, 2022

Field chances: 1, Eastern Kentucky, Apr 06, 2021; Eastern Kentucky, Mar 23, 2021

Assists: 1, Eastern Kentucky, Apr 06, 2021; Eastern Kentucky, Mar 23, 2021

Runners CS: 1 [t-10th], Eastern Kentucky, Mar 23, 2021

JJ Garcia

Year	avg	gp-gs	ab	r	h	2b	3b	hr	rbi	tb	slg%	bb	hbp	so	gdp	ob%	sf	sh	sb-att	po	a	e	fld%
2023	.000	0-0	0	0	0	0	0	0	0	0	.000	0	0	0	0	.000	0	0	0-0	0	1	1	.500
TOTAL	.000	0-0	0	0	0	0	0	0	0	0	.000	0	0	0	0	.000	0	0	0-0	0	1	1	.500

Year	era	w-l	app	gs	cg	sho	sv	ip	h	r	er	bb	so	2b	3b	hr	bf	bavg	wp	hbp	bk	sfa	sha
2023	4.91	0-0	3	0	0	0/0	0	3.2	6	3	2	1	6	2	1	0	17	.375	0	0	0	0	0
TOTAL	4.91	0-0	3	0	0	0/0	0	3.2	6	3	2	1	6	2	1	0	17	.375	0	0	0	0	0

SINGLE-GAME HIGHS [all-time ranking]:

Innings pitched: 2.0, Alabama A&M, Feb 22, 2023

Walks allowed: 1, Morehead State, Mar 10, 2023

Strikeouts: 3, Alabama A&M, Feb 22, 2023

Batters faced: 7, Alabama A&M, Feb 22, 2023

Field chances: 1, Alabama A&M, Feb 22, 2023; Morehead State, Mar 10, 2023

Assists: 1, Alabama A&M, Feb 22, 2023



2023 Tennessee Baseball Individual Career History



Seth Halvorsen

Year	avg	gp-gs	ab	r	h	2b	3b	hr	rbi	tb	slg%	bb	hbp	so	gdp	ob%	sf	sh	sb-att	po	a	e	fld%
2019*	.000	4-0	0	0	0	0	0	0	0	0	.000	0	0	0	0	.000	0	0	0-0	0	1	0	1.000
2020*	.172	14-10	29	6	5	2	0	1	3	10	.345	4	3	12	0	.324	1	0	5-6	21	1	0	1.000
2021*	.200	16-15	5	1	1	0	0	0	0	1	.200	0	0	4	0	.200	0	0	0-0	16	12	0	1.000
2023	.000	0-0	0	0	0	0	0	0	0	0	.000	0	0	0	0	.000	0	0	0-0	4	7	1	.917
TOTAL	.000	0-0	0	0	0	0	0	0	0	0	.000	0	0	0	0	.000	0	0	0-0	4	7	1	.917
All*	.176	34-25	34	7	6	2	0	1	3	11	.324	4	3	16	0	.310	1	0	5-6	41	21	1	.984

Year	era	w-l	app	gs	cq	sho	sv	ip	h	r	er	bb	so	2b	3b	hr	bf	bavg	wp	hbp	bk	sfa	sha
2019*	3.38	0-0	4	0	0	0/0	0	5.1	1	2	2	6	2	0	0	0	26	.059	1	3	0	0	0
2021*	6.00	4-2	14	14	0	0/0	0	72.0	68	54	48	57	70	16	3	10	338	.257	7	13	0	2	2
2023	2.42	2-2	12	0	0	0/0	2	26.0	17	12	7	6	23	4	0	4	105	.179	1	3	0	1	0
TOTAL	2.42	2-2	12	0	0	0/0	2	26.0	17	12	7	6	23	4	0	4	105	.179	1	3	0	1	0
All*	4.96	6-4	30	14	0	0/0	2	103.1	86	68	57	69	95	20	3	14	469	.228	9	19	0	3	2

* Statistics from prior team/school

SINGLE-GAME HIGHS [all-time ranking]:

Innings pitched: 3.1, at LSU, Mar 30, 2023

Walks allowed: 2, Boston College, Mar 07, 2023

Strikeouts: 4, Charleston Southern, Feb 28, 2023

Batters faced: 15, at LSU, Mar 30, 2023

Field chances: 2, 4 times

Putouts: 2, Morehead State, Mar 11, 2023

Assists: 2, Florida, Apr 06, 2023

Austen Jaslove

Year	avg	gp-gs	ab	r	h	2b	3b	hr	rbi	tb	slg%	bb	hbp	so	gdp	ob%	sf	sh	sb-att	po	a	e	fld%
2023	.233	14-11	30	5	7	2	0	0	7	9	.300	3	0	4	1	.303	0	1	1-1	9	13	1	.957
TOTAL	.233	14-11	30	5	7	2	0	0	7	9	.300	3	0	4	1	.303	0	1	1-1	9	13	1	.957

SINGLE-GAME HIGHS [all-time ranking]:

Hits: 1, 7 times

Doubles: 1, Dayton, Feb 25, 2023; Western Carolina, Mar 21, 2023

Total bases: 2, Dayton, Feb 25, 2023; Western Carolina, Mar 21, 2023

RBI: 2, Dayton, Feb 24, 2023

Runs scored: 2, Dayton, Feb 24, 2023

Walks: 1, Florida, Apr 08, 2023; Alabama A&M, Feb 22, 2023; Dayton, Feb 24, 2023

Struck out: 1, 4 times

Sac bunts: 1 [t-7th], Alabama A&M, Feb 22, 2023

At bats: 4, vs Arizona, Feb 17, 2023; Dayton, Feb 25, 2023

Stolen bases: 1, vs UC San Diego, Feb 19, 2023

Field chances: 4, at Grand Canyon, Feb 18, 2023

Putouts: 2, vs Arizona, Feb 17, 2023; at Grand Canyon, Feb 18, 2023; Dayton, Feb 24, 2023

Assists: 2, vs UC San Diego, Feb 19, 2023; Dayton, Feb 25, 2023



2023 Tennessee Baseball Individual Career History



Bryce Jenkins

Year	avg	gp-gs	ab	r	h	2b	3b	hr	rbi	tb	slg%	bb	hbp	so	gdp	ob%	sf	sh	sb-att	po	a	e	fld%
2023	.000	0-0	0	0	0	0	0	0	0	0	.000	0	0	0	0	.000	0	0	0-0	0	2	1	.667
TOTAL	.000	0-0	0	0	0	0	0	0	0	0	.000	0	0	0	0	.000	0	0	0-0	0	2	1	.667

Year	era	w-l	app	gs	cg	sho	sv	ip	h	r	er	bb	so	2b	3b	hr	bf	bavg	wp	hbp	bk	sfa	sha
2023	0.87	1-0	10	0	0	0/3	0	10.1	4	1	1	0	13	0	0	1	34	.118	0	0	0	0	0
TOTAL	0.87	1-0	10	0	0	0/3	0	10.1	4	1	1	0	13	0	0	1	34	.118	0	0	0	0	0

SINGLE-GAME HIGHS [all-time ranking]:

Innings pitched: 2.0, Florida, Apr 07, 2023; UNC Asheville, Mar 28, 2023

Strikeouts: 5, Florida, Apr 07, 2023

Batters faced: 6, Florida, Apr 07, 2023; Gonzaga, Mar 05, 2023

Field chances: 1, Gonzaga, Mar 05, 2023; at Missouri, Mar 17, 2023; UNC Asheville, Mar 28, 2023

Assists: 1, Gonzaga, Mar 05, 2023; UNC Asheville, Mar 28, 2023

Zach Joyce

Year	avg	gp-gs	ab	r	h	2b	3b	hr	rbi	tb	slg%	bb	hbp	so	gdp	ob%	sf	sh	sb-att	po	a	e	fld%
2023	.000	1-0	0	0	0	0	0	0	0	0	.000	0	0	0	0	.000	0	0	0-0	2	1	0	1.000
TOTAL	.000	1-0	0	0	0	0	0	0	0	0	.000	0	0	0	0	.000	0	0	0-0	2	1	0	1.000

Year	era	w-l	app	gs	cg	sho	sv	ip	h	r	er	bb	so	2b	3b	hr	bf	bavg	wp	hbp	bk	sfa	sha
2023	3.00	0-0	11	0	0	0/4	0	9.0	7	3	3	2	15	2	0	2	36	.212	1	0	0	0	1
TOTAL	3.00	0-0	11	0	0	0/4	0	9.0	7	3	3	2	15	2	0	2	36	.212	1	0	0	0	1

SINGLE-GAME HIGHS [all-time ranking]:

Innings pitched: 1.1, Lipscomb, Mar 14, 2023

Walks allowed: 2, Lipscomb, Mar 14, 2023

Strikeouts: 3, Alabama A&M, Feb 22, 2023

Batters faced: 8, Lipscomb, Mar 14, 2023

Field chances: 1, Charleston Southern, Mar 01, 2023; Gonzaga, Mar 03, 2023; Lipscomb, Mar 14, 2023

Putouts: 1, Gonzaga, Mar 03, 2023; Lipscomb, Mar 14, 2023

Assists: 1, Charleston Southern, Mar 01, 2023



2023 Tennessee Baseball Individual Career History



Jake Kendro

Year	avg	gp-gs	ab	r	h	2b	3b	hr	rbi	tb	slg%	bb	hbp	so	gdp	ob%	sf	sh	sb-att	po	a	e	fld%
2023	.300	16-3	20	4	6	3	0	1	4	12	.600	1	0	8	0	.333	0	0	0-0	8	15	0	1.000
TOTAL	.300	16-3	20	4	6	3	0	1	4	12	.600	1	0	8	0	.333	0	0	0-0	8	15	0	1.000

SINGLE-GAME HIGHS [all-time ranking]:

Hits: 1, 6 times

Doubles: 1, Eastern Kentucky, Apr 11, 2023; Alabama A&M, Feb 22, 2023; UNC Asheville, Mar 28, 2023

Home runs: 1, Dayton, Feb 24, 2023

Total bases: 4, Dayton, Feb 24, 2023

RBI: 1, 4 times

Runs scored: 1, 4 times

Walks: 1, Morehead State, Mar 10, 2023

Struck out: 2, Florida, Apr 07, 2023

At bats: 4, UNC Asheville, Mar 28, 2023

Field chances: 6, Florida, Apr 07, 2023

Putouts: 2, Florida, Apr 07, 2023; Lipscomb, Mar 14, 2023; Western Carolina, Mar 21, 2023

Assists: 4, Florida, Apr 07, 2023

Andrew Lindsey

Year	avg	gp-gs	ab	r	h	2b	3b	hr	rbi	tb	slg%	bb	hbp	so	gdp	ob%	sf	sh	sb-att	po	a	e	fld%
2021*	.000	0-0	0	0	0	0	0	0	0	0	.000	0	0	0	0	.000	0	0	0-0	5	12	3	.850
2023	.000	0-0	0	0	0	0	0	0	0	0	.000	0	0	0	0	.000	0	0	0-0	2	1	0	1.000
TOTAL	.000	0-0	0	0	0	0	0	0	0	0	.000	0	0	0	0	.000	0	0	0-0	2	1	0	1.000
All*	.000	0-0	0	0	0	0	0	0	0	0	.000	0	0	0	0	.000	0	0	0-0	7	13	3	.870

Year	era	w-l	app	gs	cg	sho	sv	ip	h	r	er	bb	so	2b	3b	hr	bf	bavg	wp	hbp	bk	sfa	sha
2021*	4.89	6-2	20	12	0	0/0	0	81.0	90	47	44	29	76	11	1	5	371	.284	11	10	1	3	2
2023	2.01	0-1	12	0	0	0/3	0	22.1	12	8	5	8	26	3	0	1	92	.158	1	4	0	2	2
TOTAL	2.01	0-1	12	0	0	0/3	0	22.1	12	8	5	8	26	3	0	1	92	.158	1	4	0	2	2
All*	4.27	6-3	32	12	0	0/3	0	103.1	102	55	49	37	102	14	1	6	463	.260	12	14	1	5	4

* Statistics from prior team/school

SINGLE-GAME HIGHS [all-time ranking]:

Innings pitched: 4.2, at LSU, Mar 31, 2023

Walks allowed: 3, at Grand Canyon, Feb 18, 2023

Strikeouts: 4, Texas A&M, Mar 25, 2023

Batters faced: 20, at LSU, Mar 31, 2023

Field chances: 1, at Grand Canyon, Feb 18, 2023; Gonzaga, Mar 05, 2023; Morehead State, Mar 11, 2023

Putouts: 1, Gonzaga, Mar 05, 2023; Morehead State, Mar 11, 2023

Assists: 1, at Grand Canyon, Feb 18, 2023

Runners CS: 1 [t-10th], at Grand Canyon, Feb 18, 2023



2023 Tennessee Baseball Individual Career History



Griffin Merritt

Year	avg	gp-gs	ab	r	h	2b	3b	hr	rbi	tb	slg%	bb	hbp	so	gdp	ob%	sf	sh	sb-att	po	a	e	fld%
2019*	.210	37-26	100	11	21	3	0	2	12	30	.300	9	2	33	2	.278	4	1	1-1	186	11	0	1.000
2020*	.333	13-12	42	14	14	3	1	3	11	28	.667	8	2	12	1	.462	0	0	0-0	85	3	1	.989
2021*	.274	52-51	190	40	52	11	2	10	38	97	.511	22	6	59	4	.362	3	0	5-7	109	4	1	.991
2022*	.315	52-51	200	46	63	17	1	19	53	139	.695	21	2	60	3	.382	2	0	7-9	91	3	1	.989
2023	.276	29-26	87	19	24	4	0	10	26	58	.667	12	4	29	1	.381	2	0	2-2	23	0	0	1.000
TOTAL	.276	29-26	87	19	24	4	0	10	26	58	.667	12	4	29	1	.381	2	0	2-2	23	0	0	1.000
All*	.281	183-166	619	130	174	38	4	44	140	352	.569	72	16	193	11	.365	11	1	15-19	494	21	3	.994

* Statistics from prior team/school

SINGLE-GAME HIGHS [all-time ranking]:

Hits: 3, Florida, Apr 08, 2023

Doubles: 1, 4 times

Home runs: 2 [t-3rd], Florida, Apr 08, 2023; Morehead State, Mar 11, 2023

Total bases: 10 [t-6th], Florida, Apr 08, 2023

RBI: 6 [t-3rd], Florida, Apr 08, 2023

Runs scored: 3, Florida, Apr 08, 2023; Gonzaga, Mar 05, 2023

Walks: 2, Florida, Apr 08, 2023; Gonzaga, Mar 05, 2023; UNC Asheville, Mar 28, 2023

Hit by pitch: 1, 4 times

Struck out: 3, at LSU, Mar 30, 2023

Sac flies: 1 [t-5th], Charleston Southern, Mar 01, 2023; Gonzaga, Mar 04, 2023

At bats: 5, Boston College, Mar 07, 2023

Stolen bases: 1, Alabama A&M, Feb 22, 2023; Boston College, Mar 07, 2023

Field chances: 3, Dayton, Feb 26, 2023; Gonzaga, Mar 05, 2023; Texas A&M, Mar 26, 2023

Putouts: 3, Dayton, Feb 26, 2023; Gonzaga, Mar 05, 2023; Texas A&M, Mar 26, 2023

Ryan Miller

Year	avg	gp-gs	ab	r	h	2b	3b	hr	rbi	tb	slg%	bb	hbp	so	gdp	ob%	sf	sh	sb-att	po	a	e	fld%
2023	.500	7-0	6	6	3	1	0	1	3	7	1.167	4	1	1	0	.727	0	0	0-0	6	0	0	1.000
TOTAL	.500	7-0	6	6	3	1	0	1	3	7	1.167	4	1	1	0	.727	0	0	0-0	6	0	0	1.000

SINGLE-GAME HIGHS [all-time ranking]:

Hits: 1, Alabama A&M, Feb 21, 2023; Alabama A&M, Feb 22, 2023; Western Carolina, Mar 21, 2023

Doubles: 1, Alabama A&M, Feb 22, 2023

Home runs: 1, Alabama A&M, Feb 21, 2023

Total bases: 4, Alabama A&M, Feb 21, 2023

RBI: 2, Alabama A&M, Feb 21, 2023

Runs scored: 3, Alabama A&M, Feb 22, 2023

Walks: 2, Alabama A&M, Feb 22, 2023

Hit by pitch: 1, Charleston Southern, Mar 01, 2023

Struck out: 1, Western Carolina, Mar 21, 2023

At bats: 2, Western Carolina, Mar 21, 2023

Field chances: 3, Dayton, Feb 24, 2023; Morehead State, Mar 10, 2023

Putouts: 3, Dayton, Feb 24, 2023; Morehead State, Mar 10, 2023



2023 Tennessee Baseball Individual Career History



Christian Moore

Year	avg	gp-gs	ab	r	h	2b	3b	hr	rbi	tb	slg%	bb	hbp	so	gdp	ob%	sf	sh	sb-att	po	a	e	fld%
2022	.305	51-29	118	30	36	3	2	10	36	73	.619	27	3	38	1	.443	1	0	1-1	7	12	0	1.000
2023	.320	32-31	100	35	32	6	0	6	26	56	.560	30	4	29	0	.482	3	0	12-13	35	64	3	.971
TOTAL	.312	83-60	218	65	68	9	2	16	62	129	.592	57	7	67	1	.462	4	0	13-14	42	76	3	.975

SINGLE-GAME HIGHS [all-time ranking]:

Hits: 3, vs Oklahoma, Mar 06, 2022; Boston College, Mar 07, 2023; Belmont, May 17, 2022

Doubles: 1, 9 times

Triples: 1 [t-1st], Rhode Island, Mar 11, 2022; Western Carolina, Mar 30, 2022

Home runs: 1, 16 times

Total bases: 7, 4 times

RBI: 5, Iona, Feb 26, 2022

Runs scored: 4 [t-2nd], Gonzaga, Mar 05, 2023

Walks: 3 [t-4th], 4 times

Hit by pitch: 1, 7 times

Struck out: 4 [t-1st], Florida, Apr 06, 2023

Sac flies: 1 [t-5th], 4 times

At bats: 5, 5 times

Stolen bases: 3 [t-2nd], Gonzaga, Mar 05, 2023

Caught stealing: 1 [t-1st], Texas A&M, Mar 24, 2023

Field chances: 8, at LSU, Mar 30, 2023

Putouts: 3, 5 times

Assists: 5, 4 times

Ethan Payne

Year	avg	gp-gs	ab	r	h	2b	3b	hr	rbi	tb	slg%	bb	hbp	so	gdp	ob%	sf	sh	sb-att	po	a	e	fld%
2021	.182	13-0	11	5	2	0	0	0	0	2	.182	2	0	5	0	.308	0	0	0-0	7	2	0	1.000
2022	.286	18-0	14	7	4	2	0	1	3	9	.643	4	2	8	0	.500	0	0	0-0	11	2	0	1.000
2023	.500	10-1	6	2	3	2	0	0	3	5	.833	1	1	3	0	.625	0	0	0-0	5	1	0	1.000
TOTAL	.290	41-1	31	14	9	4	0	1	6	16	.516	7	3	16	0	.463	0	0	0-0	23	5	0	1.000

SINGLE-GAME HIGHS [all-time ranking]:

Hits: 1, 9 times

Doubles: 1, 4 times

Home runs: 1, Alabama A&M, May 03, 2022

Total bases: 4, Alabama A&M, May 03, 2022

RBI: 2, Alabama A&M, Feb 22, 2023; Alabama A&M, May 03, 2022

Runs scored: 1, 14 times

Walks: 1, 7 times

Hit by pitch: 1, Eastern Kentucky, Apr 11, 2023; Iona, Feb 25, 2022; at Mississippi State, May 19, 2022

Struck out: 2, Arkansas-Pine Bluff, Feb 23, 2021; Western Carolina, Mar 21, 2023; Butler, Mar 22, 2022

At bats: 3, Arkansas-Pine Bluff, Feb 23, 2021; UNC Asheville, Feb 23, 2022

Field chances: 5, Arkansas-Pine Bluff, Feb 24, 2021; Belmont, May 17, 2022

Putouts: 4, Arkansas-Pine Bluff, Feb 24, 2021; Belmont, May 17, 2022

Assists: 1, 5 times



2023 Tennessee Baseball Individual Career History



AJ Russell

Year	avg	gp-gs	ab	r	h	2b	3b	hr	rbi	tb	slg%	bb	hbp	so	gdp	ob%	sf	sh	sb-att	po	a	e	fld%
------	-----	-------	----	---	---	----	----	----	-----	----	------	----	-----	----	-----	-----	----	----	--------	----	---	---	------

Year	era	w-l	app	gs	cg	sho	sv	ip	h	r	er	bb	so	2b	3b	hr	bf	bavg	wp	hbp	bk	sfa	sha
2023	0.71	1-0	10	1	0	0/4	0	12.2	4	2	1	2	20	1	0	1	44	.095	0	0	0	0	0
TOTAL	0.71	1-0	10	1	0	0/4	0	12.2	4	2	1	2	20	1	0	1	44	.095	0	0	0	0	0

SINGLE-GAME HIGHS [all-time ranking]:

Innings pitched: 2.1, Dayton, Feb 24, 2023

Walks allowed: 1, Boston College, Mar 07, 2023; Lipscomb, Mar 14, 2023

Strikeouts: 5, Dayton, Feb 24, 2023

Batters faced: 7, Alabama A&M, Feb 21, 2023; Dayton, Feb 24, 2023; Boston College, Mar 07, 2023

Christian Scott

Year	avg	gp-gs	ab	r	h	2b	3b	hr	rbi	tb	slg%	bb	hbp	so	gdp	ob%	sf	sh	sb-att	po	a	e	fld%
2019	.321	21-7	28	5	9	3	0	0	1	12	.429	9	0	8	0	.486	0	0	1-1	11	0	0	1.000
2020	.286	13-1	14	5	4	0	0	0	3	4	.286	1	0	6	0	.313	1	0	1-1	7	1	0	1.000
2021	.286	31-9	42	14	12	4	0	0	5	16	.381	10	0	7	2	.415	1	1	2-2	21	1	0	1.000
2022	.200	51-11	70	24	14	2	0	4	14	28	.400	16	5	17	0	.380	1	0	8-10	46	0	0	1.000
2023	.220	31-15	50	10	11	0	0	3	10	20	.400	11	1	18	0	.371	0	3	6-6	28	0	1	.966
TOTAL	.245	147-43	204	58	50	9	0	7	33	80	.392	47	6	56	2	.396	3	4	18-20	113	2	1	.991

SINGLE-GAME HIGHS [all-time ranking]:

Hits: 3, Missouri, Apr 08, 2022; Northern Kentucky, Feb 19, 2019

Doubles: 2 [t-2nd], Arkansas-Pine Bluff, Feb 23, 2021

Home runs: 1, 7 times

Total bases: 5, Rhode Island, Mar 11, 2022

RBI: 4, Iona, Feb 26, 2022

Runs scored: 3, Western Carolina, Mar 21, 2023

Walks: 2, 6 times

Hit by pitch: 1, 6 times

Struck out: 3, vs Oklahoma, Mar 06, 2022

Sac flies: 1 [t-5th], Arkansas-Pine Bluff, Feb 24, 2021; Iona, Feb 25, 2022; Longwood, Mar 03, 2020

Sac bunts: 1 [t-7th], 4 times

At bats: 5, at Florida Gators, Apr 24, 2022

Stolen bases: 2 [t-9th], Western Carolina, Mar 21, 2023

Caught stealing: 1 [t-1st], Rhode Island, Mar 11, 2022; Georgia, May 13, 2022

Field chances: 7, at Florida Gators, Apr 24, 2022

Putouts: 7, at Florida Gators, Apr 24, 2022

Assists: 1, vs Stanford, Feb 23, 2020; Georgia State, Mar 06, 2021



2023 Tennessee Baseball Individual Career History



Zander Sechrist

Year	avg	gp-gs	ab	r	h	2b	3b	hr	rbi	tb	slg%	bb	hbp	so	gdp	ob%	sf	sh	sb-att	po	a	e	fld%
2021	.000	0-0	0	0	0	0	0	0	0	0	.000	0	0	0	0	.000	0	0	0-0	0	1	0	1.000
2022	.000	0-0	0	0	0	0	0	0	0	0	.000	0	0	0	0	.000	0	0	0-0	0	3	0	1.000
2023	.000	0-0	0	0	0	0	0	0	0	0	.000	0	0	0	0	.000	0	0	0-0	1	0	0	1.000
TOTAL	.000	0-0	0	0	0	0	0	0	0	0	.000	0	0	0	0	.000	0	0	0-0	1	4	0	1.000

Year	era	w-l	app	gs	cg	sho	sv	ip	h	r	er	bb	so	2b	3b	hr	bf	bavg	wp	hbp	bk	sfa	sha
2021	2.89	2-0	8	0	0	0/1	0	9.1	8	4	3	1	11	0	0	1	35	.242	0	0	0	1	0
2022	1.67	4-0	17	11	0	0/1	0	43.0	27	8	8	7	46	8	0	4	159	.181	0	2	0	0	1
2023	1.74	0-0	11	7	0	0/4	0	20.2	19	4	4	2	21	4	0	3	80	.244	0	0	0	0	0
TOTAL	1.85	6-0	36	18	0	0/6	0	73.0	54	16	15	10	78	12	0	8	274	.208	0	2	0	1	1

SINGLE-GAME HIGHS [all-time ranking]:

Innings pitched: 5.1, Xavier, Apr 26, 2022

Walks allowed: 2, James Madison, Mar 08, 2022

Strikeouts: 7, UNC Asheville, Feb 23, 2022; Eastern Kentucky, Mar 15, 2022

Batters faced: 19, Xavier, Apr 26, 2022

Field chances: 1, 5 times

Putouts: 1, Boston College, Mar 07, 2023

Assists: 1, 4 times

Runners CS: 1 [t-10th], 5 times

Camden Sewell

Year	avg	gp-gs	ab	r	h	2b	3b	hr	rbi	tb	slg%	bb	hbp	so	gdp	ob%	sf	sh	sb-att	po	a	e	fld%
2019	.000	0-0	0	0	0	0	0	0	0	0	.000	0	0	0	0	.000	0	0	0-0	6	5	0	1.000
2021	.000	0-0	0	0	0	0	0	0	0	0	.000	0	0	0	0	.000	0	0	0-0	4	8	0	1.000
2022	.000	0-0	0	0	0	0	0	0	0	0	.000	0	0	0	0	.000	0	0	0-0	5	10	0	1.000
TOTAL	.000	0-0	0	0	0	0	0	0	0	0	.000	0	0	0	0	.000	0	0	0-0	15	23	0	1.000

Year	era	w-l	app	gs	cg	sho	sv	ip	h	r	er	bb	so	2b	3b	hr	bf	bavg	wp	hbp	bk	sfa	sha
2019	2.18	4-1	20	5	0	0/4	1	45.1	29	12	11	22	43	4	0	6	182	.185	2	1	0	0	2
2020	3.00	0-0	1	1	0	0/0	0	3.0	1	1	1	1	5	0	0	1	11	.100	0	0	0	0	0
2021	2.82	4-1	23	3	0	0/2	2	51.0	33	17	16	15	46	6	0	2	204	.185	6	7	0	2	2
2022	2.52	7-1	26	1	0	0/3	1	50.0	40	17	14	8	42	5	0	3	197	.221	0	7	0	0	1
2023	1.59	2-0	5	0	0	0/1	0	5.2	3	1	1	2	6	1	0	0	25	.167	0	4	0	1	0
TOTAL	2.50	17-3	75	10	0	0/10	4	155.0	106	48	43	48	142	16	0	12	619	.195	8	19	0	3	5

SINGLE-GAME HIGHS [all-time ranking]:

Innings pitched: 6.0, Middle Tennessee, Feb 27, 2019; vs Florida, May 29, 2021

Walks allowed: 3, Morehead State, Apr 16, 2019; Missouri, May 05, 2019; Ole Miss, May 17, 2019

Strikeouts: 7, ETSU, Mar 01, 2022

Batters faced: 22, Morehead State, Apr 16, 2019

Field chances: 4, Auburn, Apr 30, 2022

Putouts: 2, Auburn, Apr 30, 2022; Middle Tennessee, Feb 27, 2019; vs UNCW, Jun 01, 2019

Assists: 2, Alabama, Apr 16, 2022; Auburn, Apr 30, 2022; vs Florida, May 29, 2021

Runners CS: 2 [t-1st], Missouri, May 05, 2019



2023 Tennessee Baseball Individual Career History



Cal Stark

Year	avg	gp-gs	ab	r	h	2b	3b	hr	rbi	tb	slg%	bb	hbp	so	gdp	ob%	sf	sh	sb-att	po	a	e	fld%
2023	.244	23-15	41	7	10	2	0	3	8	21	.512	7	3	17	0	.377	2	1	0-0	84	1	0	1.000
TOTAL	.244	23-15	41	7	10	2	0	3	8	21	.512	7	3	17	0	.377	2	1	0-0	84	1	0	1.000

SINGLE-GAME HIGHS [all-time ranking]:

Hits: 2, vs Arizona, Feb 17, 2023

Doubles: 1, Dayton, Feb 24, 2023; Lipscomb, Mar 14, 2023

Home runs: 1, Florida, Apr 08, 2023; at Grand Canyon, Feb 18, 2023; Western Carolina, Mar 21, 2023

Total bases: 4, Florida, Apr 08, 2023; at Grand Canyon, Feb 18, 2023; Western Carolina, Mar 21, 2023

RBI: 2, Florida, Apr 08, 2023; Eastern Kentucky, Apr 11, 2023; at Grand Canyon, Feb 18, 2023

Runs scored: 1, 7 times

Walks: 2, Dayton, Feb 26, 2023; Gonzaga, Mar 05, 2023

Hit by pitch: 1, Florida, Apr 06, 2023; at Missouri, Mar 19, 2023

Struck out: 2, 5 times

Sac flies: 2 [t-1st], Eastern Kentucky, Apr 11, 2023

Sac bunts: 1 [t-7th], Boston College, Mar 07, 2023

At bats: 4, Dayton, Feb 24, 2023

Field chances: 12, Alabama A&M, Feb 21, 2023

Putouts: 11, Alabama A&M, Feb 21, 2023

Assists: 1, Alabama A&M, Feb 21, 2023

Charlie Taylor

Year	avg	gp-gs	ab	r	h	2b	3b	hr	rbi	tb	slg%	bb	hbp	so	gdp	ob%	sf	sh	sb-att	po	a	e	fld%
2022	.056	22-12	36	6	2	1	0	0	3	3	.083	8	5	15	0	.306	0	1	3-3	140	6	0	1.000
2023	.204	30-17	54	11	11	4	1	2	7	23	.426	9	0	11	3	.317	0	2	0-1	228	6	1	.996
TOTAL	.144	52-29	90	17	13	5	1	2	10	26	.289	17	5	26	3	.313	0	3	3-4	368	12	1	.997

SINGLE-GAME HIGHS [all-time ranking]:

Hits: 4 [t-4th], Alabama A&M, Feb 22, 2023

Doubles: 1, 5 times

Triples: 1 [t-1st], Alabama A&M, Feb 22, 2023

Home runs: 2 [t-3rd], Alabama A&M, Feb 22, 2023

Total bases: 12 [t-2nd], Alabama A&M, Feb 22, 2023

RBI: 5, Alabama A&M, Feb 22, 2023

Runs scored: 3, Alabama A&M, Feb 22, 2023

Walks: 2, Morehead State, Mar 11, 2023; Texas A&M, Mar 25, 2023; Alabama A&M, May 03, 2022

Hit by pitch: 1, 5 times

Struck out: 2, 8 times

Sac bunts: 1 [t-7th], Charleston Southern, Feb 28, 2023; Alabama State, Jun 03, 2022; Morehead State, Mar 11, 2023

At bats: 5, Alabama A&M, Feb 22, 2023; Belmont, May 17, 2022

Stolen bases: 1, UNC Asheville, Feb 23, 2022; at Campbell, Jun 04, 2022; Western Carolina, Mar 30, 2022

Caught stealing: 1 [t-1st], at Grand Canyon, Feb 18, 2023

Field chances: 18 [t-2nd], UNC Asheville, Feb 23, 2022

Putouts: 18 [1st], UNC Asheville, Feb 23, 2022

Assists: 2, Dayton, Feb 25, 2023; Western Carolina, Mar 30, 2022

Runners CS: 2 [t-1st], Dayton, Feb 25, 2023



2023 Tennessee Baseball Individual Career History



Kavares Tears

Year	avg	gp-gs	ab	r	h	2b	3b	hr	rbi	tb	slg%	bb	hbp	so	gdp	ob%	sf	sh	sb-att	po	a	e	fld%
2023	.333	17-10	33	8	11	5	0	1	7	19	.576	5	0	11	2	.400	2	0	0-0	13	2	0	1.000
TOTAL	.333	17-10	33	8	11	5	0	1	7	19	.576	5	0	11	2	.400	2	0	0-0	13	2	0	1.000

SINGLE-GAME HIGHS [all-time ranking]:

Hits: 3, Morehead State, Mar 10, 2023

Doubles: 1, 5 times

Home runs: 1, Morehead State, Mar 10, 2023

Total bases: 6, Morehead State, Mar 10, 2023

RBI: 3, Texas A&M, Mar 24, 2023

Runs scored: 2, Alabama A&M, Feb 22, 2023; Morehead State, Mar 10, 2023

Walks: 1, 5 times

Struck out: 3, Morehead State, Mar 11, 2023

Sac flies: 1 [t-5th], Alabama A&M, Feb 22, 2023; Texas A&M, Mar 24, 2023

At bats: 4, Morehead State, Mar 10, 2023

Field chances: 3, Texas A&M, Mar 24, 2023


Putouts: 2, 6 times

Assists: 1, at Missouri, Mar 19, 2023; Texas A&M, Mar 24, 2023

TV / RADIO SPOTTING CHART



1 • Christian Moore
 So. • INF



2 • Maui Ahuna
 Jr. • INF



4 • Jake Kendro
 Fr. • INF



5 • Austen Jaslove
 R-So. • INF



6 • Kyle Booker
 Jr. • OF



7 • Logan Chambers
 Jr. • UTL



8 • Christian Scott
 Sr. • OF



9 • Hunter Ensley
 R-So. • OF



10 • Griffin Merritt
 Gr. • OF



11 • Chase Dollander
 Jr. • RHP



12 • Ethan Payne
 Jr. • UTL




13 • Reese Chapman
 Fr. • OF



14 • Charlie Taylor
 R-So. • C



16 • Camden Sewell
 Gr. • RHP



17 • Jared Dickey
 R-So. • OF/C



18 • Ryan Miller
 R-So. • C



19 • Seth Halvorsen
 R-Jr. • RHP




20 • Bryce Jenkins
 Jr. • RHP



21 • Kavares Tears
 R-Fr. • OF/1B



23 • Chase Burns
 So. • RHP




25 • Blake Burke
 So. • 1B




26 • Wyatt Evans
 So. • LHP



27 • Jacob Bimbi
 Jr. • LHP




28 • Aaron Combs
 R-So. • RHP



29 • Andrew Lindsey
 Jr. • RHP




30 • Cal Stark
 Jr. • C



32 • Drew Beam
 So. • RHP



33 • AJ Russell
 Fr. • RHP




34 • Hollis Fanning
 Jr. • RHP




35 • Kirby Connell
 Sr. • LHP



36 • Andrew Behnke
 Fr. • LHP




40 • Zach Joyce
 Jr. • RHP




41 • Turner Swistak
 Jr. • RHP




42 • Jake Fitzgibbons
 R-So. • LHP




43 • JJ Garcia
 Fr. • RHP



44 • Zane Denton
 Sr. • INF



46 • Dylan Dreiling
 Fr. • OF



48 • Zander Sechrist
 So. • LHP


COACHING /
 SUPPORT STAFF



22 • Tony Vitello
 Head Coach



24 • Josh Elander
 Assoc. Head Coach



3 • Frank Anderson
 Assistant Coach



37 • Richard Jackson
 Assistant Coach




Ricky Martinez
 Student Assistant Coach



Luke Bonfield
 Director of Player
 Development



Quentin Eberhardt
 Director of Baseball
 Sports Performance



Chad Zurcher
 Director of Operations



Jeff Wood
 Associate Director of
 Sports Medicine