



# TEXAS BASEBALL GAME NOTES

**SIX-TIME NATIONAL CHAMPIONS** | 1949 1950 1975 1983 2002 2005

**CONTACT:** Kevin Rodriguez (krod@utexas.edu | 817-528-7402)

## 2022 SCHEDULE & RESULTS

### FEBRUARY

17	vs. Arkansas <sup>^</sup>	7:00 p.m.
18	vs. Missouri <sup>^</sup>	3:00 p.m.
19	vs. Vanderbilt <sup>^</sup>	10:30 a.m.
21	<b>A&amp;M-CORPUS CHRISTI</b>	5:00 p.m.
24	<b>INDIANA</b>	6:30 p.m.
25	<b>INDIANA</b>	1:00 p.m.
26	<b>INDIANA</b>	12:00 p.m.
28	<b>LSU</b>	6:30 p.m.

### MARCH

3	at Cal State Fullerton	8 p.m. CT
4	at Cal State Fullerton	7 p.m. CT
5	at Cal State Fullerton	2 p.m. CT
7	<b>SAM HOUSTON</b>	6:30 p.m.
8	<b>MERCER</b>	6:30 p.m.
10	<b>MANHATTAN</b>	6:30 p.m.
11	<b>MANHATTAN</b>	1:00 p.m.
12	<b>MANHATTAN</b>	12:00 p.m.
14	<b>NORTH DAKOTA STATE</b>	6:30 p.m.
15	<b>NORTH DAKOTA STATE</b>	6:30 p.m.
17	<b>NEW ORLEANS</b>	6:30 p.m.
18	<b>NEW ORLEANS</b>	2:30 p.m.
19	<b>NEW ORLEANS</b>	1:00 p.m.
21	<b>INCARNATE WORD</b>	6:30 p.m.
24	<b>TEXAS TECH*</b>	7:00 p.m.
25	<b>TEXAS TECH*</b>	2:30 p.m.
26	<b>TEXAS TECH*</b>	2:30 p.m.
28	at Texas A&M	6:00 p.m.
31	at Oklahoma State*	6:00 p.m.

### APRIL

1	at Oklahoma State*	6:00 p.m.
2	at Oklahoma State*	1:00 p.m.
4	<b>AIR FORCE</b>	4:00 p.m.
6	<b>KANSAS STATE*</b>	6:30 p.m.
7	<b>KANSAS STATE*</b>	6:30 p.m.
8	<b>KANSAS STATE*</b>	2:30 p.m.
10	at Texas State	6:00 p.m.
11	<b>TEXAS STATE</b>	6:30 p.m.
14	at Baylor*	6:30 p.m.
15	at Baylor*	2:00 p.m.
16	at Baylor*	1:00 p.m.
19	<b>ABILENE CHRISTIAN</b>	6:30 p.m.
21	<b>OKLAHOMA*</b>	7:00 p.m.
22	<b>OKLAHOMA*</b>	2:30 p.m.
23	<b>OKLAHOMA*</b>	2:30 p.m.
25	<b>TEXAS SOUTHERN</b>	6:30 p.m.
28	at TCU*	7:00 p.m.
29	at TCU*	7:00 p.m.
30	at TCU*	1:00 p.m.

### MAY

5	at Kansas*	6:00 p.m.
6	at Kansas*	2:00 p.m.
7	at Kansas*	1:00 p.m.
9	<b>UT ARLINGTON</b>	6:30 p.m.
12	<b>SAN JOSE STATE</b>	6:30 p.m.
13	<b>SAN JOSE STATE</b>	2:30 p.m.
14	<b>SAN JOSE STATE</b>	1:00 p.m.
18	<b>WEST VIRGINIA*</b>	6:30 p.m.
19	<b>WEST VIRGINIA*</b>	6:30 p.m.
20	<b>WEST VIRGINIA*</b>	2:30 p.m.

All times Central | Home games in **BOLD**

\*Big 12 Conference Game | ^Globe Life Field

## ON AIR

**TV FloBaseball**

Danny Lee

Mike Hardge

**LIVESTREAM FloBaseball.tv**

**RADIO Longhorn IMG Radio** | 104.9 FM/1260 AM

Craig Way/Roger Wallace

Keith Moreland

**LIVESTATS** sidearmstats.com/texas/baseball

**FLOBASEBALL**

**FEBRUARY 17-19** | at COLLEGE BASEBALL SHOWDOWN | GLOBE LIFE FIELD



**TEXAS LONGHORNS**

**RECORD**.....47-22 (14-10 Big 12)  
**RANKING** D1 BASEBALL.....NR  
**HEAD COACH**.....David Pierce (Houston '88)  
**CAREER RECORD**.....416-225 (12th season)  
**RECORD @ TEXAS**.....219-116 (7th season)



**MISSOURI TIGERS**

**RECORD**.....28-23 (10-20 SEC)  
**RANKING** D1 BASEBALL.....NR  
**HEAD COACH**.....Steve Bieser (Southeast Missouri '89)  
**CAREER RECORD**.....296-228-1 (11th season)  
**RECORD @ MISSOURI**.....158-131-1 (7th season)



**#8 ARKANSAS RAZORBACKS**

**RECORD**.....46-21 (18-12 SEC)  
**RANKING** D1 BASEBALL.....8  
**HEAD COACH**.....Dave Van Horn (Arkansas '88)  
**CAREER RECORD**.....1,381-663 (35th season)  
**RECORD @ ARKANSAS**.....796-423 (21st season)



**#10 VANDERBILT COMMODORES**

**RECORD**.....39-23 (14-16 SEC)  
**RANKING** D1 BASEBALL.....10  
**HEAD COACH**.....Tim Corbin (Ohio Wesleyan '84)  
**CAREER RECORD**.....947-538-1 (27th season)  
**RECORD @ VANDERBILT**.....841-400-1 (21st season)

## PROBABLE PITCHERS

**FRIDAY**—Texas LHP Lucas Gordon vs. Arkansas LHP Hagen Smith

**SATURDAY**—Texas RHP Zane Morehouse vs. Missouri LHP Ian Lohse

**SUNDAY**—Texas RHP Travis Sthele vs. Vanderbilt TBA

## SERIES vs. ARKANSAS

**ALL-TIME SERIES** Texas leads, 76-38 | **LAST MEETING:** Arkansas won, 4-0, on Feb. 21, 2021 in Arlington  
**IN AUSTIN** Texas leads, 43-15 | **IN FAYETTEVILLE** Texas leads, 24-18 | **NEUTRAL SITE** Texas leads, 9-5 | **POSTSEASON** Texas leads, 21-7

## SERIES vs. MISSOURI

**ALL-TIME SERIES** Texas leads, 34-28 | **LAST MEETING:** Missouri won, 9-8, on March 1, 2020 in Houston  
**IN AUSTIN** Texas leads, 18-8 | **IN COLUMBIA** Series tied, 13-13 | **NEUTRAL SITE** Missouri leads, 3-7 | **POSTSEASON** Missouri leads, 6-2

## SERIES vs. VANDERBILT

**ALL-TIME SERIES** Series tied, 7-7 | **LAST MEETING:** Vanderbilt won, 4-3, on June 21, 2014 in Omaha, Neb.  
**IN AUSTIN** Texas leads, 2-0 | **IN NASHVILLE** Vanderbilt leads, 6-4 | **NEUTRAL SITE** Series tied, 1-1 | **POSTSEASON** Texas leads, 3-1

## LONGHORNS NOTES

**THE MATCHUPS**—Texas will play in the College Baseball Showdown at Globe Life Field for the second time after playing in the inaugural event in 2021. The Longhorns face Arkansas on Opening Day and the two teams last met in 2021 at Globe Life Field, with the Razorbacks winning 4-0. Texas and Missouri last played in the 2020 Shriner's Children's College Classic, with the Tigers winning 9-8. Texas closes out the weekend against Vanderbilt and the teams will meet for the first time since the 2014 College World Series.

**A LOOK AT THE LONGHORNS**—The Longhorns will feature several new faces on the roster and coaching staff as they look to advance to the College World Series for a third-straight season. On the coaching staff, Steve Rodriguez will work with the hitters and infielders while Woody Williams will coach the pitchers. The roster features 10 freshmen and nine transfers that will compete for several key roles after the Longhorns lost seven everyday starters in the lineup and two experienced starting pitchers. Outfielders Eric Kennedy and Dylan Campbell and infielder Mitchell Daly are the most experienced position players on the roster. Lucas Gordon returns to the pitching staff after being named second team All-Big 12 last season. The Longhorns could also see the return of Tanner Witt to the mound after missing most of last season.

**THE TRANSFERS**—The Longhorns have seven transfers from Division I programs that could make an immediate impact, including outfielder Porter Brown (TCU), infielder Tanner Carlson (Long Beach State), catcher Garrett Guillemette (USC), RHP Cody Howard (Baylor) RHP Charlie Hurley (USC), LHP David Shaw (Rice) and RHP Heston Tole (Arkansas). Additionally RHP DJ Burke and LHP Chris Stuart transferred from San Jacinto College.

**PRESEASON HONORS**—Two Longhorn pitchers Lucas Gordon and Tanner Witt were named to the All-Big 12 Preseason team. Last season Gordon went 7-2 with a 3.05 ERA and 77 strikeouts in 85.2 innings after moving into the weekend rotation. Witt made two starts on the mound in the 2022 season before undergoing season ending surgery. He finished with a 2-0 record, a 1.64 ERA and 14 strikeouts in 11 innings pitched.

**"REMEMBER THE ARLINGTON"**—The Longhorns began the 2021 season by going 0-3 at the College Baseball Showdown, being outscored 20-4 during the weekend. The team used the rough weekend as a sort of rallying cry for the rest of the season as they went to the College World Series and finished 50-17.

## BIG 12 CONFERENCE STANDINGS

	BIG 12	PCT.	OVERALL	PCT.
TCU	16-8	.667	38-22	.633
Texas Tech	15-9	.625	39-22	.639
Oklahoma	15-9	.625	45-24	.652
Oklahoma State	15-9	.625	42-22	.656
<b>TEXAS</b>	<b>14-10</b>	<b>.583</b>	<b>47-22</b>	<b>.681</b>
West Virginia	14-10	.583	33-22	.600
Kansas State	8-16	.333	29-29	.500
Baylor	7-17	.292	26-28	.481
Kansas	4-20	.167	20-35	.364

## QUICK FACTS

### UNIVERSITY & ATHLETICS

SCHOOL	The University of Texas
CITY, STATE	Austin, TX
FOUNDED	1883
ENROLLMENT	52,384 (41,309 undergraduate)
NICKNAME	Longhorns
SCHOOL COLORS	Burnt Orange(Pantone 159) & White
HOME FIELD (CAPACITY)	UFCU Disch-Falk Field (7,373)
SURFACE	FieldTurf
DIMENSIONS	LF-340', CF-400', RF-325', LCF-370', RCF-365'
AFFILIATION	NCAA Division I
CONFERENCE	Big 12 Conference
PRESIDENT	Jay Hartzell
VICE PRESIDENT & ATHLETICS DIRECTOR	Chris Del Conte
ATHLETIC DEPT. PHONE	(512) 471-6036
TICKET OFFICE PHONE	(512) 471-3333

### BASEBALL HISTORY

FIRST YEAR OF BASEBALL	1895
All-Time Collegiate Record	3,526-1,1248-28 (.738)
All-Time Overall Record	3,696-1,396-32 (.724)
All-Time Conference Record	1,441-571-13 (.715)
NATIONAL CHAMPIONSHIPS	6
COLLEGE WORLD SERIES APPEARANCES/LAST	38/2022
SUPER REGIONAL APPEARANCES/LAST	12/2022
NCAA REGIONAL APPEARANCES/LAST	59/2022

### COACHES & SUPPORT STAFF

HEAD COACH	David Pierce
ALMA MATER, YEAR	Houston '88
RECORD AT TEXAS/YEARS	219-116 (.654)/7
CAREER RECORD/YEARS	416-225 (.649)/12
BASEBALL OFFICE PHONE	(512) 471-5732
BASEBALL OFFICE FAX	(512) 471-5516
ASSISTANT COACH	Steve Rodriguez
ALMA MATER, YEAR	Pepperdine '01
ASSISTANT COACH	Woody Williams
ALMA MATER, YEAR	University of Phoenix '20
ASSISTANT COACH	Caleb Longley
ALMA MATER, YEAR	East Tennessee State '18
STUDENT ASSISTANT	Cameron Rupp
SPECIAL ASSISTANT TO THE HEAD COACH	Philip Miller
COORDINATOR, PITCHING/HITTING DEV.	Chris Gordon
DIRECTOR OF PLAYER DEVELOPMENT	Carli Todd
BASEBALL ATHLETIC TRAINER	Tom Mendez
BASEBALL STRENGTH COACH	Matt Couch
BASEBALL EQUIPMENT MANAGER	Chris Quinn
BASEBALL DIETITIAN	Sami Fuhrmann

### 2023 PREVIEW

2022 RECORD	47-22
2020 BIG 12 RECORD	14-10
POSITION STARTERS RETURNING/LOST	3/7
PITCHERS RETURNING/LOST	8/9
LETTERMEN RETURNING/LOST	14/17
NEWCOMERS	20

### OTHER MEDIA INFORMATION

WEBSITE	TEXASSPORTS.COM
BASEBALL TWITTER	@TEXASBASEBALL
BASEBALL INSTAGRAM	@TEXASBASEBALL
RADIO STATION	104.9 THE HORN/AM 1260
CONTACT/PLAY-BY-PLAY	Craig Way
ADDRESS	705 North Lamar, Austin, TX 78703
PHONE/FAX	(512) 684-7434 / (512) 473-2233

## LONGHORNS NOTES

**PRESEASON ALL-AMERICAN**—Despite only making two starts last season before undergoing season-ending surgery, Tanner Witt was named a second team Preseason All-American by Baseball America. The BA Preseason All-America teams are unique in that they are voted on by Major League scouting directors. Witt finished with a 2-0 record, a 1.64 ERA and 14 strikeouts in 11 innings pitched as a sophomore in 2021. In Witt's first season on the Forty Acres in 2021, he was named a Freshman All-American and Honorable Mention All-Big 12 selection. He led Texas with 28 relief appearances and posted a 5-0 record, five saves, a 3.16 ERA and 73 strikeouts in 57 innings pitched.

**THE SCHEDULE**—The 2023 schedule features 36 home games at UFCU Disch-Falk Field after opening the season at the College Baseball Showdown at Globe Life Field in Arlington. In Big 12 play, the Longhorns will host Texas Tech, Kansas State, Oklahoma and West Virginia and will travel to Oklahoma State, Baylor, TCU and Kansas.

**HOME SWEET HOME**—Texas went 27-7 last season at the friendly confines of UFCU Disch-Falk Field. During the regular season, Texas played a total of 34 games at home and 30 games away from UFCU Disch-Falk Field. In home games, Texas had a team batting average of .340 and a .990 fielding percentage. The Longhorns also averaged a program record 6,918 fans in attendance at home last season, the fifth-highest average attendance in the country.

**OWN THE DISCH**—A large part of the Longhorns success under head coach David Pierce has come down to dominating at home. Since 2017 Texas has produced a 148-40 (.787) record at UFCU Disch-Falk Field, including a 27-7 mark last season. Since the stadium opened in 1975, Texas has gone 1580-400-3 at home for a .798 winning percentage. The fan base has also done a great job of making the Disch a difficult place to play. With the exception of the 2021 season because of limited capacity due to the COVID-19 pandemic, Texas has led the Big 12 in attendance for 15-consecutive seasons.

**DEFENSE WINS CHAMPIONSHIPS**—It's an old adage that played out well in Texas' journey to back-to-back College World Series appearances in 2021 and 2022. During the 2021 season, the Longhorns' .980 fielding percentage led the Big 12 and was the 10th-best percentage in the nation. In 2022, Texas set the program record and led all of Division-I Baseball with a .985 fielding percentage.

**INFIELD HIT MACHINE**—Throughout his career on the Forty Acres, Eric Kennedy has used his speed as a means to get on base. With seven infield singles (three bunt) 1st season, Kennedy now has 58 career infield singles (31 bunts). In 2021, Kennedy had 27 infield singles, including 16 bunt hits.

**ROOKIES**—Several freshmen will play big roles this season, including infielders Jalin Flores (San Antonio) and Jared Thomas (Waxahachie). Flores is likely to start at third base on Opening Day, while Thomas is expected to be the Longhorns starting first baseman. Additionally, infielders Jayden Duplantier and Cade O'Hara, catcher Rylan Galvan, outfielder Max Belyeu, and pitchers Kobe Minchey, Max Grubbs and Pierce George could all find significant playing time.

**BOMB SQUAD**—Texas shattered the program record for most home runs in a season in 2022, smashing 128 bombs in 69 games. The home run total led the Big 12 and ranked third nationally. Seven different Longhorn players hit 10 homers for the first time in program history. Only one of those players with 10-plus homers last season returns in 2023, as Dylan Campbell hit 10 bombs as a sophomore. In all, only 23 of the homers were hit by returning players.

**HEAR 'EM**—In partnership with Learfield IMG College, Texas games will be broadcast on the Austin Radio Network, primarily on 104.9 The Horn and AM 1260. Craig Way handles primary play-by-play duties alongside Roger Wallace. This season fans will also hear analysis from Longhorn greats Keith Moreland, Ty Harrington and Nathan Thornhill throughout the season.

**WATCH 'EM**—Nearly all of Texas' home games will be broadcast on Longhorn Network this season. The team of Keith Moreland and Greg Swindell will return to the booth to call the action for all 36 home games.

## TEXAS BY THE NUMBERS

	LAST HR	OFF	MOST HITS, GAME ('22)	MOST RBI, GAME ('22)
Belyeu	n/a	n/a	n/a	n/a
Brown	n/a	n/a	n/a	n/a
Campbell	6/11/22 at East Carolina	Spivey	3, 2x-last 6/11 at East Carolina	4, 4/9 vs. TCU
Carlson	n/a	n/a	n/a	n/a
Constantine	-	-	-	1, 3/22 vs. Central Arkansas
Daly	5/21/22 vs. Kansas	Vanderhei	3, 5/19 vs. Kansas	5, 5/19 vs. Kansas
Duplantier				
Flores	n/a	n/a	n/a	n/a
Galvan	n/a	n/a	n/a	n/a
Guillemette	n/a	n/a	n/a	n/a
Hoffart	n/a	n/a	n/a	n/a
Kennedy	5/22/22 vs. Kansas	Clark	4, 3/26 at Texas Tech	4, 2/19 vs. UIW
O'Dowd	4/12/22 vs. SFA	Jaco	3, 4/12 vs. SFA	4, 4/12 vs. SFA
O'Hara	n/a	n/a	n/a	n/a
Powell	3/13/21 vs. South Carolina	Jordan	1, 3/13 at South Carolina	-
Schuessler	4/22/22 vs. Baylor	Oliver	1, 7x-last 5/3 vs. Houston Baptist	2, 4/22 vs. Baylor
Thomas	n/a	n/a	n/a	n/a
Whitehead	-	-	3, 2x-last 5/3 vs. Houston Baptist	1, 2x-last 5/3 vs. Houston Baptist



# HEAD COACH DAVID PIERCE 22

7th season at Texas | 12th season as head coach

HIGH SCHOOL **St. Pius X High School**  
JUNIOR COLLEGE **Wharton County Junior College**  
ALMA MATER **University of Houston, 1988**

A Texas native who has spent most of his 30-year career coaching in the state, David Pierce was named head baseball coach at The University of Texas on June 29, 2016. Pierce, just the fifth Longhorn head coach since 1911 (with the exception of the war years of 1943-

45 when Blair Cherry was at the helm), is the 13th head coach in 123 years of Texas baseball.

Entering his seventh season as the Longhorns' head coach in 2023, Pierce has an overall record of 219-116 at Texas and a 416-225 mark in 11 seasons as a Division I head coach.

In 2022, the Longhorns returned to the College World Series for the second-consecutive season and third time in the last four completed seasons with a 47-22 overall. Texas smashed the program record with 128 home runs, surpassing the 2010 squad that hit 81. The best power hitting team in program history slugged .550 to smash the previous program record of .508 set in 1974. Leading the way offensively, Ivan Melendez became the first Texas player to win the USA Baseball Golden Spikes Award and swept the national player of the year awards. Melendez hit a Longhorns record 32 home runs, surpassing Kyle Russell's Texas record 28 homers in 2007 and Kris Bryant's BBCOR era record of 31 homers in 2013. Melendez batted .387 and led the country with 94 RBI and an .863 slugging percentage. Along with Melendez's great season, Murphy Stehly had a breakout year batting .367 with 19 homers and 61 RBI and was named a second team All-American. Pete Hansen led the pitching staff and landed second team All-America honors with a 3.76 ERA, an 11-3 record and 120 strikeouts in 107.2 innings pitched. Melendez, Stehly and Hansen led a total of nine players named to the All-Big 12 teams and were joined by catcher Silas Ardoon on the first team. Infielders Trey Faltine and Skyler Messinger and starting pitcher Lucas Gordon landed on the second team. Outfielder Douglas Hodo III and designated hitter Austin Todd were named Honorable Mention. The Longhorns also produced the best defensive season in program history, fielding .985 for the first time ever and finishing with a program low 37 errors.

The 2021 season saw Texas return to the College World Series and come just one game shy of the CWS Finals. Pierce guided the Longhorns to the Big 12 Championship and their first 50-win season since 2010, while being named the Big 12 Conference Coach of the Year for the second time. He was also recognized as the ABCA Central Regional Coach of the Year, a distinction he had not received since the 2012 season. The Longhorns had 13 total players recognized on the All-Big 12 teams, including the Big 12 Pitcher of the Year Ty Madden. Madden was also named a First Team All-American and became the highest drafted Texas player since Taylor Jungmann in 2011. Including Madden, seven total Texas players were selected in the 2021 MLB Draft. The 2021 Longhorns led the nation with a 2.93 ERA, the best mark for the program since 2014. The pitching staff also totaled 556 strikeouts, the most for a Longhorn pitching staff since 2011. Offensively the Longhorns blasted 68 home runs, the most since a program record 81 in 2010. The team not only hit for power, finishing with more stolen bases (92) than any Texas team in over 15 years.

In just his second season at the helm, Pierce was named Baseball America's National Coach of the Year after guiding the Longhorns to a 42-23 record and back to the College World Series for the first time since 2014. With a 17-7 mark in league play, Pierce, who was named the Big 12 Conference Coach of the Year, led his team to the Big 12 Conference title—the first conference title for Texas since 2011—and hosted both an NCAA Regional and an NCAA Super Regional. In the Austin Regional, the Longhorns went 3-0 with wins over Texas Southern, Texas A&M, and Indiana. In the Super Regional, Texas dropped game one to Tennessee Tech before taking games two and three to send Pierce to Omaha for the first time as head coach. The Longhorns finished ranked in the top eight in every major poll to close out the season and finished first in the nation in double plays (73) and ninth in triples (22). Under Pierce and his staff's tutelage, second baseman Kody Clemens completed one of the best offensive seasons in Texas history. A third-round draft pick by the Detroit Tigers, Clemens was named a unanimous first team All-American at second base, becoming the first to earn that honor under Pierce. Clemens, the ABCA National Player of the Year and a finalist for both the Dick Howser Trophy and the USA Baseball Golden Spikes Award, blasted 24 home runs on the year, good for second in the country and second-most in a single season in Texas Baseball history. Clemens also ranked nationally in total bases (second, 180), slugging percentage (fifth, .726), and RBI (12th, 72).

In his first season leading the Longhorns, Pierce led Texas to a 39-24 record, a 14-win improvement from the 2016 campaign. Texas came within one win of taking the Big 12 Conference tournament title before earning a No. 2 seed in the Long Beach Regional. Texas won its first two games of the regional before its season came to a close at the hands of LBSU. As a team, the Longhorns finished in the top 10 nationally in several statistical categories including double plays turned (fourth, 65), fielding percentage (fourth, .982), earned run average (ninth, 3.15), and hits allowed per nine innings (ninth, 7.60). Right-handed pitcher Morgan Cooper, a third team All-America selection, was taken in the second round of the MLB Draft, the first of 11 Longhorns to be selected in 2017, the most for any school. In Pierce's two seasons, a total of 16 Longhorns have been chosen in the draft.

The 56-year-old Pierce came to Texas from Tulane, where he spent the previous two seasons as head coach following a three-year stint at Sam Houston State in the same role. Pierce's teams have qualified for the NCAA tournament in seven years with him at the helm, and including his time as an assistant, Pierce was a part of programs that advanced to the postseason in 18 consecutive years, played in eight Super Regionals and reached five College World Series, winning a title in 2003 with Rice. In the summer of 2016, he was also named an assistant coach with the U.S. Collegiate National Team. Joining the Tulane Green Wave in 2015, the Houston native guided the school into its first season in the American Athletic Conference. His team posted a school-record nine shutouts, which ranked fourth in the nation, en route to a 35-25 record and the program's first regional appearance since 2008.

Pierce's second season at Tulane brought even more success as he led the 2016 Green Wave to a 41-21 record, a regular season AAC championship and a second-consecutive regional appearance. The 41 wins were the most for the program since 2006. The team led the nation with 13 shutouts and ranked in the top 25 in both ERA (23rd/3.24) and WHIP (25th/1.24), while belting out 66 home runs, which was tied for 13th nationally. Tulane produced two third-round picks in the 2016 Major League Baseball Draft in catcher Jake Rogers and shortstop Stephen Alemais with Rogers becoming Tulane's highest draft pick since 2008. In three seasons as head coach at Sam Houston State, Pierce compiled a record of 121-63 (.658). During his tenure, the Bearkats made three straight NCAA Regional appearances for just the second time in program history. Sam Houston State was crowned Southland Conference champions in each of his three seasons (the program's only previous league

## PLAYING CAREER

1982-83	Wharton County Junior College
1984-85	Houston

## COACHING CAREER

1989-90	St. Pius X High School	Head Coach
1991	Rice	Assistant Coach
1992-95	Episcopal High School	Assistant Coach
1996-01	J. Frank Dobie High School	Head Coach
2001-02	Houston	Assistant Coach
2003-11	Rice	Assistant Coach
2012-14	Sam Houston State	Head Coach
2015-16	Tulane	Head Coach
2017-present	Texas	Head Coach

## YEAR-BY-YEAR COACHING RECORD

Yr.	School	Record	Pct.	Conf.	Pct.	Postseason
2012	Sam Houston	40-22	.645	24-9 (1 <sup>st</sup> )	.727	NCAA Regional
2013	Sam Houston	38-22	.633	20-7 (1 <sup>st</sup> )	.741	NCAA Regional
2014	Sam Houston	43-19	.694	22-8 (1 <sup>st</sup> )	.733	NCAA Regional
2015	Tulane	35-25	.583	13-11 (T3 <sup>rd</sup> )	.542	NCAA Regional
2016	Tulane	41-21	.661	15-7 (1 <sup>st</sup> )	.682	NCAA Regional
2017	Texas	39-24	.619	11-12 (6 <sup>th</sup> )	.478	NCAA Regional
2018	Texas	42-23	.646	17-7 (1 <sup>st</sup> )	.708	World Series
2019	Texas	27-27	.500	7-16 (9 <sup>th</sup> )	.304	-
2020	Texas	14-3	.824	0-0	-	-
2021	Texas	50-17	.746	17-7 (1 <sup>st</sup> )	.708	World Series
2022	Texas	47-22	.681	14-10	.583	World Series
<b>Total</b>	<b>11 seasons</b>	<b>416-225</b>	<b>.649</b>	<b>160-94</b>	<b>.629</b>	

9 Regionals, 3 Super Regional, 3 College World Series

## COACHING HONORS

2021	ABCA Regional Coach of the Year
2021	Big 12 Conference Coach of the Year
2018	Baseball America National Coach of the Year
2018	Big 12 Conference Coach of the Year
2016	Assistant Coach - U.S. Collegiate National Team
2013	Southland Conference Coach of the Year
2012	Southland Conference Coach of the Year
2012	ABCA Regional Coach of the Year

title came in 1989), and Pierce was named the conference coach of the year in both 2012 and 2013. The recognition in back-to-back years made him the first Southland Conference coach to earn consecutive honors since UTSA's Sherman Corbett (2007-08).

In his first season as head coach in 2012, the Bearkats were ranked in each of the major Division I polls for the first time in program history. He was honored as an American Baseball Coaches Association (ABCA) Regional Coach of the Year that season. In 2014, his final season in Huntsville, Pierce guided SHSU to a 43-19 record, the second-highest single-season win total for the Bearkats since they joined Division I in 1987. The team ranked in the top 25 in the nation and second in the conference in both ERA (17th/2.73) and hits (25th/610). It also led the conference in scoring (5.7 rpg), home runs (31) and slugging percentage (.390).

A native of Houston, Pierce was born on October 13, 1962. He and his wife, Susan, have two children and two grandchildren. Pierce's daughter, Chelsea, graduated from The University of Texas in 2012 and is married to husband Bryan Caffey, and the couple have two daughters, Beckett and Lochlan. David and Susan's son, Shea, played for his father at both Sam Houston (2012-15) and Tulane (2016) and is married to the former Madison Olivarez, who is a 2018 graduate of The University of Texas.



2023 TEXAS ROSTER

#	NAME	POS.	B/T	HT.	WT.	YR.	HOMETOWN / HIGHSCHOOL
0	Jayden Duplantier	INF	R/R	6-1	185	Fr.	Humble, Texas / Summer Creek
1	Jalin Flores	INF	R/R	6-2	195	Fr.	San Antonio, Texas / Brandeis
4	Porter Brown	OF	L/L	5-11	200	R-Jr.	San Antonio, Texas / Reagan / TCU
5	Tanner Carlson	INF	R/R	6-1	195	Sr.	Elk Grove, Calif. / Elk Grove / Long Beach State
6	Rylan Galvan	C	R/R	6-0	210	Fr.	Sinton, Texas / Sinton
8	Dylan Campbell	INF/OF	R/R	5-11	205	Jr.	Houston, Texas / Strake Jesuit
9	Jared Thomas	INF/OF	L/L	6-2	185	Fr.	Waxahachie, Texas / Waxahachie
10	Kimble Schuessler	C	R/R	6-2	210	Jr.	Llano / Llano / Texas A&M
11	Tanner Witt	RHP	R/R	6-6	225	R-So.	Houston, Texas / Episcopal
12	Max Belyeu	OF	L/R	6-2	205	Fr.	Aledo, Texas / Aledo
13	Lucas Gordon	LHP	L/L	6-1	193	Jr.	Los Angeles, Calif. / Notre Dame
14	Cade O'Hara	INF	R/R	5-11	175	Fr.	Tustin, Calif. / Mater Dei
15	Peyton Powell	UTL	L/R	6-1	195	R-Jr.	Robinson, Texas / Robinson
19	Mitchell Daly	INF	R/R	6-1	193	Jr.	Madison, Ala. / Bob Jones
24	Chase Lummus	LHP	L/L	6-1	205	R-So.	Godley, Texas / Godley
27	Jack O'Dowd	INF	L/R	6-2	200	Jr.	Nashville, Tenn. / Lipscomb Academy / Vanderbilt
28	Ace Whitehead	OF/LHP	L/L	5-10	190	So.	Lampasas, Texas / Lampasas
29	Cam Constantine	UTL	R/R	6-0	200	R-So.	McKinney, Texas / McKinney North
30	Eric Kennedy	OF	L/R	6-0	205	R-Sr.	Tampa, Fla. / Calvary Christian
31	DJ Burke	RHP	R/R	6-2	225	Jr.	San Antonio, Texas / Clark / Garden City / San Jacinto
32	Charlie Hurley	RHP	R/R	6-8	215	Jr.	Sacramento, Calif. / Jesuit / USC
34	Kobe Minchey	RHP	R/R	6-2	220	Fr.	Jarrell, Texas / Home School
35	Garret Guillemette	C	R/R	6-1	215	Jr.	Yorba Linda, Calif. / Servite / USC
36	David Shaw	LHP	R/L	6-7	205	So.	Houston, Texas / Kinkaid / Rice
37	Zane Morehouse	RHP	R/R	6-4	200	R-Jr.	Dawson, Texas / Dawson / Bossier / Dyersburg
38	Max Grubbs	RHP	R/R	6-1	205	Fr.	Arlington, Texas / Martin
39	Travis Sthele	RHP	R/R	6-0	215	R-So.	San Antonio, Texas / Reagan
40	Preston Hoffart	C	R/R	5-11	195	R-Jr.	Magnolia, Texas / Magnolia / Blinn
41	Cody Howard	RHP	R/R	6-1	198	R-Fr.	The Woodlands, Texas / The Woodlands / Baylor
42	Chris Stuart	LHP	L/L	6-0	230	Jr.	Amsterdam, Netherlands / Calandlyceum / San Jacinto
45	Heston Tole	RHP	R/R	6-6	220	Jr.	Wichita Falls, Texas / IMG Academy / Arkansas
47	Sam Walbridge	LHP	L/L	6-5	210	R-Jr.	San Antonio, Texas / Saint Mary's Hall
48	Cameron O'Banan	RHP	R/R	6-2	185	R-Fr.	Dripping Springs, Texas / Dripping Springs
50	Grant Fahrlander	C	R/R	5-11	215	Fr.	Austin, Texas / St. Michael's
53	Luke Harrison	LHP	L/L	6-2	205	So.	Friendswood, Texas / Lutheran South Academy
57	Lebarron Johnson Jr.	RHP	R/R	6-4	215	R-So.	Jacksonville, Fla. / Paxon School
58	Pierce George	RHP	R/R	6-6	240	Fr.	Austin, Texas / Lake Travis
88	André Duplantier II	RHP	R/R	6-2	205	R-So.	Humble, Texas / Summer Creek

#	Name	Pos.
12	Max Belyeu	OF
4	Porter Brown	OF
31	DJ Burke	RHP
8	Dylan Campbell	INF/OF
5	Tanner Carlson	INF
29	Cam Constantine	UTL
19	Mitchell Daly	INF
88	André Duplantier II	RHP
0	Jayden Duplantier	INF
50	Grant Fahrlander	C
1	Jalin Flores	INF
6	Rylan Galvan	C
58	Pierce George	RHP
13	Lucas Gordon	LHP
38	Max Grubbs	RHP
35	Garret Guillemette	C
53	Luke Harrison	LHP
40	Preston Hoffart	C
41	Cody Howard	RHP
32	Charlie Hurley	RHP
57	Lebarron Johnson Jr.	RHP
30	Eric Kennedy	OF
24	Chase Lummus	LHP
34	Kobe Minchey	RHP
37	Zane Morehouse	RHP
48	Cameron O'Banan	RHP
27	Jack O'Dowd	INF
14	Cade O'Hara	INF
15	Peyton Powell	UTL
10	Kimble Schuessler	C
36	David Shaw	LHP
39	Travis Sthele	RHP
42	Chris Stuart	LHP
9	Jared Thomas	INF/OF
45	Heston Tole	RHP
47	Sam Walbridge	LHP
28	Ace Whitehead	OF/LHP
11	Tanner Witt	RHP

**PRONUNCIATION:** RYLAN GALVAN (GAL-VAHN); KIMBLE SCHUESSLER (SHOO-SLER); MAX BELYEU (BUH-LOO); CHASE LUMMUS (LOO-MISS); GARRET GUILLEMETTE (GILL-MET); TRAVIS STHELE (STAY-LEE); ANDRE/JAYDEN DUPLANTIER (DOO-PLAN-TEE-AY)

COACHING STAFF

22	David Pierce	Head Coach
7	Steve Rodriguez	Assistant Coach
54	Woody Williams	Assistant Coach
33	Caleb Longley	Assistant Coach
3	Cameron Rupp	Student Assistant
	Philip Miller	Special Assistant
	Matt Couch	Athletic Performance
	Tom Mendez	Assistant Athletic Trainer
	Carli Todd	Director of Player Development
	Chris Gordon	Coordinator Hitting/Pitching Dev.
	Chris Quinn	Equipment Manager

ROSTER BREAKDOWN BY CLASS

<b>R-Senior (1):</b> Kennedy
<b>Senior (1):</b> Carlson
<b>R-Junior (5):</b> Brown, Hoffart, Morehouse, Powell, Walbridge
<b>Junior (10):</b> Burke, Campbell, Daly, Gordon, Guillemette, Hurley, O'Dowd, Schuessler, Stuart, Tole
<b>R-Sophomore (6):</b> Constantine, Duplantier Johnson, Lummus, Sthele, Witt
<b>Sophomore (3):</b> Harrison, Shaw, Whitehead
<b>R-Freshman (2):</b> Howard, O'Banan
<b>Freshmen (10):</b> Belyeu, Duplantier, Fahrlander, Flores, Galvan, George, Grubbs, Minchey, O'Hara Thomas

ROSTER BREAKDOWN BY POSITION


<b>LHP (7):</b> Gordon, Harrison, Lummus, Shaw, Stuart, Walbridge, Whitehead
<b>RHP (13):</b> Burke, Duplantier, George, Grubbs, Howard, Hurley, Minchey, Morehouse, Johnson, O'Banan, Sthele, Tole, Witt
<b>C (5):</b> Fahrlander, Galvan, Guillemette, Hoffart, Scheussler
<b>INF (8):</b> Campbell, Carlson, Daly, Duplantier, Flores, O'Dowd, O'Hara, Thomas
<b>OF (6):</b> Belyeu, Brown, Campbell, Kennedy, Thomas, Whitehead
<b>UTL (2):</b> Constantine, Powell



# 2023 TEXAS LONGHORNS BASEBALL




**0 JAYDEN DUPLANTIER**  
INF R/R 6-1 180 Fr.  
Humble, Texas



**1 JALIN FLORES**  
INF R/R 6-2 185 Fr.  
San Antonio, Texas



**4 PORTER BROWN**  
OF L/L 5-11 190 R-Jr.  
San Antonio, Texas



**5 TANNER CARLSON**  
INF R/R 6-1 190 Sr.  
Elk Grove, Calif.



**6 RYLAN GALVAN**  
C R/R 6-0 185 Fr.  
Sinton, Texas




**8 DYLAN CAMPBELL**  
INF/OF R/R 5-11 205 Jr.  
Houston, Texas



**9 JARED THOMAS**  
INF/OF L/L 6-2 175 Fr.  
Waxahachie, Texas



**10 KIMBLE SCHUESSLER**  
C R/R 6-2 205 Jr.  
Llano, Texas



**11 TANNER WITT**  
RHP R/R 6-5 215 R-So.  
Houston, Texas




**12 MAX BELYEU**  
OF L/R 6-1 195 Fr.  
Aledo, Texas



**13 LUCAS GORDON**  
LHP L/L 6-1 193 Jr.  
Los Angeles, Calif.




**14 CADE O'HARA**  
INF R/R 6-2 175 Fr.  
Tustin, Calif.




**15 PEYTON POWELL**  
UTL L/R 6-1 195 R-Jr.  
Robinson, Texas



**18 MITCHELL DALY**  
INF R/R 6-1 185 Jr.  
Madison, Ala.



**24 CHASE LUMMUS**  
LHP L/L 6-1 205 R-So.  
Godley, Texas




**27 JACK O'DOWD**  
INF R/R 6-2 195 Jr.  
Nashville, Tenn.




**28 ACE WHITEHEAD**  
OF/LHP L/L 5-11 185 So.  
Lampasas, Texas



**29 CAM CONSTANTINE**  
UTL R/R 6-0 200 R-So.  
McKinney, Texas



**30 ERIC KENNEDY**  
OF L/R 6-0 203 R-Sr.  
Tampa, Fla.



**31 DJ BURKE**  
RHP R/R 6-2 215 Jr.  
San Antonio, Texas




**32 CHARLIE HURLEY**  
RHP R/R 6-8 218 Jr.  
Sacramento, Calif.



**34 KOBE MINCHEY**  
RHP R/R 6-2 205 Fr.  
Jarrell, Texas




**35 GARRET GUILMETTE**  
C R/R 6-1 210 Jr.  
Yorba Linda, Calif.




**36 DAVID SHAW**  
LHP R/L 6-7 205 So.  
Houston, Texas



**37 ZANE MOREHOUSE**  
RHP R/R 6-4 200 R-Jr.  
Dawson, Texas



**38 MAX GRUBBS**  
RHP R/R 6-1 180 Fr.  
Arlington, Texas




**39 TRAVIS STHELE**  
RHP R/R 6-0 198 R-So.  
San Antonio, Texas




**40 PRESTON HOFFART**  
C R/R 5-11 190 R-Jr.  
Magnolia, Texas



**41 CODY HOWARD**  
RHP R/R 5-11 198 R-Fr.  
The Woodlands, Texas



**42 CHRIS STUART**  
LHP L/L 6-0 210 Jr.  
Amsterdam, Netherlands




**45 HESTON TOLE**  
RHP R/R 6-6 220 Jr.  
Wichita Falls, Texas



**47 SAM WALBRIDGE**  
LHP L/L 6-5 210 R-Jr.  
San Antonio, Texas



**48 CAMERON O'BANAN**  
RHP R/R 6-2 185 R-Fr.  
Dripping Springs, Texas




**50 GRANT FAHLANDER**  
C R/R 5-11 200 Fr.  
Austin, Texas



**53 LUKE HARRISON**  
LHP L/L 6-2 175 So.  
Friendswood, Texas




**57 LEBARRON JOHNSON JR.**  
RHP R/R 6-4 207 R-So.  
Jacksonville, Fla.



**58 PIERCE GEORGE**  
RHP R/R 6-6 215 Fr.  
Austin, Texas



**88 ANDRÉ DUPLANTIER II**  
RHP R/R 6-2 215 R-So.  
Humble, Texas



# LEFT-HANDED PITCHER LUCAS GORDON 13

CLASS Junior HOMETOWN Los Angeles, Calif. HIGH SCHOOL Notre Dame

**AS A SOPHOMORE (2022)** Named to the All-Big 12 second team as a sophomore starting pitcher...finished with a 7-2 record and a 3.05 ERA with 77 strikeouts in 85.2 innings pitched...held opponents to a .224 batting average against...had four-straight quality starts heading into the NCAA postseason...pitched 5.1 innings and allowed just one run against Louisiana Tech (6/4) in the NCAA Austin Regional...had a career long outing of 7.2 innings, allowing just one earned run against TCU (5/26) in the Big 12 Tournament...struck out a career high 11 batters against Oklahoma State (5/1)...threw six innings against Texas Tech with one earned run and seven struck out batters (3/27)...pitched a season high seven shutout innings with four strikeouts against Incarnate Word (3/20)...got first start of the season pitching five innings with five strikeouts against Texas A&M-Corpus Christi (2/23).

**AS A FRESHMAN (2021)** Pitched in 19 games with one start during debut season...finished with a 3.32 ERA and one save in 21.2 innings

pitched...struck out 19 batters and held opponents to a .197 batting average against...had five-straight scoreless outings from March to early April, pitching 6.2 consecutive scoreless innings...pitched a perfect inning of relief with one strikeout to earn the save against Nevada (4/14)...made first career start, pitching three shutout innings with two strikeouts and only one hit allowed...had another scoreless streak from April to early May, with seven straight scoreless outings spanning 9.1 innings.

**HIGH SCHOOL** Four-year first baseman and left-handed pitcher for head coach Tom Dill at Notre Dame High School...named the 2019 Mission League MVP...posted a 5-1 record with a 1.39 ERA and 56 strikeouts in 45.1 innings pitched as a junior...also batted .366 with seven doubles and two triples...participated in the inaugural High School MLB All-Star game in Cleveland in 2019...made the 20-man roster for the 2019 18U National Team that won silver at the U-18 Baseball World Cup in Gijang, South Korea...member of the 2017 USA Baseball 15U National Team that was named co-champions of the COPABE Pan American 'AA' Championships.

**PERSONAL** Son of Stephanie Gloria and Jeff Gordon.

## CAREER GAME-BY-GAME

Date	OPPONENT	GS	IP	H	R	ER	BB	SO	2B	3B	HR	WP	BK	HBP	IBB	Score	W	L	SV	ERA	NP
Feb 22, 2021	Ole Miss		0.0	1	3	3	1	0	0	0	0	0	0	0	0	1-8	0	0	0	999.00	14
Feb 25, 2021	BYU		1.2	2	1	1	2	0	1	0	0	0	0	0	0	12-6	0	0	0	21.60	39
Mar 09, 2021	SAM HOUSTON		2.0	1	0	0	1	3	0	0	0	0	0	0	0	15-9	0	0	0	9.82	32
Mar 21, 2021	Baylor		1.2	1	0	0	0	0	0	0	0	0	0	0	0	2-11	0	0	0	6.75	18
Mar 23, 2021	UIW		1.0	1	0	0	0	1	0	0	0	0	0	0	0	10-1	0	0	0	5.68	16
Mar 27, 2021	OKLAHOMA		1.0	0	0	0	1	0	0	0	0	0	0	0	0	11-6	0	0	0	4.91	16
Apr 03, 2021	Kansas		1.0	0	0	0	0	2	0	0	0	0	0	0	0	11-2	0	0	0	4.32	16
Apr 06, 2021	A&M-CORPUS		1.0	1	2	2	1	2	0	0	1	0	0	0	0	14-4	0	0	0	5.79	23
Apr 10, 2021	KANSAS STATE		2.0	1	0	0	0	3	0	0	0	0	0	0	0	15-1	0	0	0	4.76	33
Apr 14, 2021	NEVADA		1.0	0	0	0	0	1	0	0	0	0	0	0	0	6-5	0	0	1	4.38	13
Apr 18, 2021	ABILENE CHRISTIAN		1.0	0	0	0	0	1	0	0	0	0	0	1	0	11-1	0	0	1	4.05	16
Apr 24, 2021	Oklahoma State-1		0.2	0	0	0	1	1	0	0	0	0	0	0	0	4-3	0	0	1	3.86	10
Apr 25, 2021	Oklahoma State		2.0	0	0	0	1	1	0	0	0	0	0	0	0	3-7	0	0	1	3.38	17
Apr 27, 2021	UIW		1.2	1	0	0	0	2	0	0	0	0	0	0	0	5-3	0	0	1	3.06	28
May 04, 2021	TEXAS STATE	*	3.0	1	0	0	0	2	0	0	0	0	0	0	0	4-1	0	0	1	2.61	42
May 07, 2021	TCU		0.0	2	1	1	0	0	0	0	0	1	0	0	0	5-4	0	0	1	3.05	8
May 09, 2021	TCU		0.0	1	0	0	1	0	0	0	0	0	0	0	0	9-3	0	0	1	3.05	10
May 22, 2021	WEST VIRGINIA		0.2	2	1	1	0	0	0	0	1	0	0	0	0	12-2	0	0	1	3.38	13
Jun 06, 2021	FAIRFIELD		0.1	0	0	0	0	0	0	0	0	0	0	0	0	12-2	0	0	1	3.32	5
Feb 19, 2022	RICE		1.0	0	0	0	1	0	0	0	0	0	0	0	0	15-1	0	0	0	0.00	19
Feb 23, 2022	A&M-Corpus Christi	*	5.0	1	4	0	0	4	1	0	0	2	0	1	0	5-4	0	0	0	0.00	75
Feb 27, 2022	ALABAMA		2.0	1	0	0	0	1	0	0	0	1	0	1	0	6-1	0	0	0	0.00	20
Mar 06, 2022	UCLA	*	4.0	4	1	1	1	1	1	0	0	0	0	0	0	1-5	0	0	0	0.75	63
Mar 13, 2022	South Carolina-2	*	3.1	5	3	3	4	4	0	0	0	0	0	0	0	4-9	0	1	0	2.35	74
Mar 20, 2022	UIW	*	7.0	4	0	0	0	4	0	0	0	0	0	0	0	12-0	1	1	0	1.61	80
Mar 27, 2022	Texas Tech	*	6.0	5	1	1	2	7	1	0	0	0	0	0	0	12-1	2	1	0	1.59	101
Apr 03, 2022	Oklahoma	*	3.2	8	4	4	1	2	0	1	0	0	1	2	0	12-8	2	1	0	2.53	63
Apr 10, 2022	TCU	*	5.2	5	2	2	1	4	2	0	0	1	0	0	0	7-3	2	1	0	2.63	97
Apr 16, 2022	K-State	*	5.0	3	2	2	3	7	0	1	0	1	0	1	0	4-2	3	1	0	2.74	100
Apr 24, 2022	BAYLOR	*	5.1	5	4	3	3	5	1	0	1	0	0	2	0	13-4	4	1	0	3.00	94
May 01, 2022	OKLAHOMA STATE	*	6.0	3	2	2	2	11	0	0	0	0	0	1	0	8-10	4	1	0	3.00	101
May 07, 2022	West Virginia-2	*	7.0	2	0	0	0	5	0	0	0	0	0	0	0	11-0	5	1	0	2.66	86
May 20, 2022	KANSAS	*	6.0	5	1	1	1	6	2	0	0	0	0	3	0	8-1	6	1	0	2.55	93
May 26, 2022	TCU	*	7.2	2	2	1	2	4	1	0	0	1	0	1	0	5-3	7	1	0	2.41	108
Jun 04, 2022	LOUISIANA TECH	*	5.1	9	1	1	1	6	2	0	0	0	0	1	0	5-2	7	1	0	2.36	93
Jun 11, 2022	East Carolina	*	4.0	5	5	4	3	5	1	0	1	0	0	0	0	9-8	7	1	0	2.68	78
Jun 19, 2022	Texas A&M	*	1.2	4	4	4	1	1	2	0	0	0	0	0	0	2-10	7	2	0	3.05	53

## CAREER STATISTICS

Year	ERA	W	L	App	GS	CG	SHO	SV	IP	H	R	ER	BB	SO	2B	3B	HR	BF	B/Avg	WP	HBP	BK	SFA	SHA
2021	3.32	0	0	19	1	0	0	1	21.2	15	8	8	9	19	1	0	2	87	.197	1	2	0	0	0
2022	3.05	7	2	18	16	1	1	0	85.2	71	36	29	26	77	14	2	2	363	.224	6	13	1	3	4
<b>TOTAL</b>	<b>3.10</b>	<b>7</b>	<b>2</b>	<b>37</b>	<b>17</b>	<b>1</b>	<b>1</b>	<b>1</b>	<b>107.1</b>	<b>86</b>	<b>44</b>	<b>37</b>	<b>35</b>	<b>96</b>	<b>15</b>	<b>2</b>	<b>4</b>	<b>450</b>	<b>.219</b>	<b>7</b>	<b>15</b>	<b>1</b>	<b>3</b>	<b>4</b>

## SINGLE GAME CAREER HIGHS

Innings pitched: 7.2, vs TCU, May 26, 2022

Walks allowed: 4, at South Carolina, Mar 13, 2022

Strikeouts: 11, Oklahoma State, May 01, 2022

Batters faced: 28, vs TCU, May 26, 2022


Field chances: 2, at Oklahoma, Apr 03, 2022 ; at South Carolina, Mar 13, 2022 ; vs TCU, May 26, 2022

Putouts: 1, at Oklahoma State, Apr 24, 2021 ; Baylor, Apr 24, 2022

Assists: 2, at Oklahoma, Apr 03, 2022 ; at South Carolina, Mar 13, 2022 ; vs TCU, May 26, 2022

Runners CS: 2, at South Carolina, Mar 13, 2022





RIGHT-HANDED PITCHER

# ZANE MOREHOUSE 37

CLASS **R-Junior** HOMETOWN **Dawson, Texas** HIGH SCHOOL **Dawson** PREVIOUS SCHOOL **Dyersburg State**

**AS A REDSHIRT SOPHOMORE (2022)** Pitched in 20 games and made six starts during first season on the Forty Acres...finished with the fourth-most innings pitched at 39.0 and the fifth-most strikeouts with 43...started and picked up the win with five innings pitched and five strikeouts against Sam Houston (5/17)...threw two innings without issuing any runs or walks with two strikeouts to pick up a second win against Houston Baptist (5/3)...tossed 5.2 innings and allowed just one run with six strikeouts at UTRGV (4/26)...pitched three scoreless innings of relief with three strikeouts against Baylor (4/22)...struck out three batters in one inning pitched against SFA (4/12)...logged four scoreless and hitless innings with three strikeouts at Texas Tech (3/26)...made Texas debut with a scoreless inning of relief against A&M-Corpus Christi (2/22).

**DYERSBURG STATE (2020-21)** Had a tremendous 2021 season, pitching 80 innings and going 13-1 with one save and five complete games...struck out a team-high 126 batters...compiled a 2.59 ERA with just 23 runs allowed in 80 innings pitched...during the shortened 2020 season, pitched nine times and logged 11.1 total innings with 19 strikeouts.

**BOSSIER PARRISH (2019)** Pitched in 15 games with three starts as a freshman...won three games and recorded two saves...logged 35.1 innings and struck out 33 batters...compiled a 6.11 ERA in 35.1 innings pitched.

CAREER GAME-BY-GAME

Date	OPPONENT	GS	IP	H	R	ER	BB	SO	2B	3B	HR	WP	BK	HBP	IBB	Score	W	L	SV	ERA	NP
Feb 22, 2022	A&M-Corpus Christi		1.0	1	0	0	1	2	0	0	0	0	0	0	0	12-0	0	0	0	0.00	23
Mar 01, 2022	Sam Houston		1.0	2	1	1	0	1	1	0	0	1	0	0	0	10-2	0	0	0	4.50	22
Mar 09, 2022	TEXAS STATE		1.2	2	1	1	0	1	0	0	1	0	0	0	0	4-6	0	0	0	4.91	25
Mar 13, 2022	South Carolina-2		0.1	3	3	3	1	1	0	0	0	1	0	0	0	4-9	0	0	0	11.25	23
Mar 16, 2022	Citadel		1.0	0	0	0	1	1	0	0	0	0	0	2	0	18-4	0	0	0	9.00	23
Mar 26, 2022	Texas Tech		4.0	0	0	0	1	3	0	0	0	0	0	1	0	12-16	0	0	0	5.00	44
Mar 29, 2022	TEXAS A&M		1.0	3	1	1	0	0	1	0	0	0	0	0	0	9-12	0	0	0	5.40	31
Apr 02, 2022	Oklahoma		0.2	1	0	0	0	1	0	0	0	0	0	0	0	2-4	0	0	0	5.06	18
Apr 12, 2022	STEPHEN F. AUSTIN		1.0	0	1	0	3	0	0	0	0	1	0	0	0	13-2	0	0	0	4.63	22
Apr 19, 2022	AIR FORCE		1.0	0	0	0	0	0	0	0	0	0	0	0	0	2-14	0	0	0	4.26	7
Apr 22, 2022	BAYLOR		3.0	2	0	0	0	3	0	0	0	0	0	0	0	20-1	0	0	0	3.45	48
Apr 26, 2022	UTRGV	*	5.2	2	1	1	1	6	0	0	0	0	0	0	0	7-2	1	0	0	2.95	71
May 01, 2022	OKLAHOMA STATE		0.1	1	3	3	1	0	1	0	0	0	0	1	0	8-10	1	0	0	4.15	14
May 03, 2022	HOUSTON BAPTIST	*	2.0	0	0	0	0	2	0	0	0	0	0	0	0	13-3	2	0	0	3.80	27
May 08, 2022	West Virginia	*	2.0	4	3	3	1	2	0	1	0	1	0	0	0	6-8	2	0	0	4.56	38
May 17, 2022	SAM HOUSTON	*	5.0	4	1	1	2	5	1	0	0	0	0	0	0	9-2	3	0	0	4.11	69
May 21, 2022	KANSAS	*	3.1	4	3	3	2	5	0	0	1	0	0	0	0	11-6	3	0	0	4.50	67
May 28, 2022	Oklahoma State	*	2.0	7	6	6	0	4	3	0	1	0	0	1	0	1-8	3	1	0	5.75	47
Jun 10, 2022	East Carolina		2.0	2	2	2	2	3	0	0	1	0	0	0	0	7-13	3	1	0	5.92	45
Jun 19, 2022	Texas A&M		1.0	1	1	1	0	3	1	0	0	0	0	1	0	2-10	3	1	0	6.00	22

CAREER STATISTICS

Year	ERA	W	L	App	GS	CG	SHO	SV	IP	H	R	ER	BB	SO	2B	3B	HR	BF	B/Avg	WP	HBP	BK	SFA	SHA
2022	6.00	3	1	20	6	0	0	0	39.0	39	27	26	16	43	8	1	4	170	.264	4	6	0	0	0
Total	6.00	3	1	20	6	0	0	0	39.0	39	27	26	16	43	8	1	4	170	.264	4	6	0	0	0

SINGLE GAME CAREER HIGHS

Innings pitched: 5.2, at UTRGV, Apr 26, 2022  
Walks allowed: 3, Stephen F. Austin, Apr 12, 2022  
Strikeouts: 6, at UTRGV, Apr 26, 2022  
Batters faced: 18, at UTRGV, Apr 26, 2022 ; Sam Houston, May 17, 2022  
Field chances: 3, Baylor, Apr 22, 2022  
Putouts: 1, Baylor, Apr 22, 2022  
Assists: 2, Baylor, Apr 22, 2022  
Runners CS: 1, Sam Houston, May 17, 2022 ; Kansas, May 21, 2022

# PROBABLE STARTING PITCHER



# RIGHT-HANDED PITCHER TRAVIS STHELE 39

CLASS **R-Sophomore** HOMETOWN **San Antonio, Texas** HIGH SCHOOL **Reagan**

**AS A REDSHIRT FRESHMAN (2022)** Pitched in 21 games and made three starts...finished with a 6.03 ERA and 32 strikeouts in 34.1 innings pitched...pitched two scoreless innings with two strikeouts in the NCAA Super Regional at East Carolina (6/12)...had a great relief outing against Air Force in the NCAA Austin Regional Final (6/5), with three scoreless innings and two strikeouts...pitched 3.2 innings of relief without giving up any runs and struck out eight batters against The Citadel (3/16)...earned his first win of the season in two relief innings against Alabama (2/25)...pitched two innings as a relief allowing no runs and four strikeouts against Texas A&M-Corpus Christi (2/22).

**AS A FRESHMAN (2021)** Missed the 2021 season after undergoing surgery.

**HIGH SCHOOL** Four-year letterman and four-year starter as a shortstop and right-handed pitcher at Reagan High School for head coach Chans Chapman...helped lead his team to the 6A state finals in 2017 and 2018...named unanimous district Most Valuable Player in 2019...a 2019 first team Perfect Game Preseason Underclass All-American...No. 96 ranked player nationally by Prep Baseball Report and the No. 4 right-handed pitcher in Texas...participated in Area Code Games in Long Beach, California...also an All-District football player and first-team All-Area quarterback.

**PERSONAL** Son of Chad and Janet Sthele...father, Chad was an All-Conference football player at Angelo State...has one sister, Morgan, and a brother, Jared, who is a student at The University of Texas.

CAREER GAME-BY-GAME																						
Date	OPPONENT	GS	IP	H	R	ER	BB	SO	2B	3B	HR	WP	BK	HBP	IBB	Score	W	L	SV	ERA	NP	
Feb 18, 2022	RICE		2.0	2	0	0	1	1	1	0	0	0	0	0	0	7-0	0	0	0	0.00	32	
Feb 22, 2022	A&M-Corpus Christi		2.0	0	0	0	1	4	0	0	0	0	0	0	0	12-0	0	0	0	0.00	25	
Feb 25, 2022	ALABAMA		2.0	1	0	0	1	1	0	0	0	0	0	0	0	1-0	1	0	0	0.00	27	
Mar 04, 2022	Tennessee		0.2	2	1	1	1	1	1	0	0	0	0	0	0	7-2	1	0	0	1.35	26	
Mar 08, 2022	Texas State		2.0	2	1	1	0	2	1	0	0	0	0	1	0	9-8	1	0	0	2.08	32	
Mar 12, 2022	South Carolina		2.0	2	0	0	0	1	0	0	0	0	0	1	0	9-5	1	0	0	1.69	31	
Mar 16, 2022	Citadel		3.2	2	0	0	0	8	0	0	0	0	0	1	0	18-4	2	0	0	1.26	57	
Mar 22, 2022	CENTRAL ARK		1.0	2	1	1	0	0	1	0	0	0	0	1	0	7-2	2	0	0	1.76	16	
Mar 26, 2022	Texas Tech		1.1	2	3	3	2	0	0	1	0	0	0	1	0	12-16	2	0	0	3.24	35	
Mar 29, 2022	TEXAS A&M		1.0	2	3	3	1	0	0	1	1	0	0	0	0	9-12	2	0	0	4.58	30	
Apr 05, 2022	UTRGV		1.0	0	0	0	0	1	0	0	0	0	0	0	0	13-5	2	0	0	4.34	16	
Apr 10, 2022	TCU		1.1	1	0	0	0	1	0	0	0	0	0	0	0	7-3	3	0	0	4.05	20	
Apr 20, 2022	AIR FORCE	*	3.0	8	6	6	0	0	1	0	3	0	0	0	0	12-10	3	0	0	5.87	70	
Apr 26, 2022	UTRGV		1.2	0	1	1	1	2	0	0	0	0	0	0	0	7-2	3	0	0	5.84	27	
Apr 30, 2022	OKLAHOMA STATE		0.1	3	4	4	1	1	0	0	1	1	0	0	1	3-14	3	0	0	7.20	25	
May 03, 2022	HOUSTON BAPTIST		1.0	1	0	0	2	0	0	0	0	0	0	1	0	13-3	3	0	0	6.92	21	
May 19, 2022	KANSAS		0.1	1	0	0	2	1	0	0	0	0	0	0	0	12-4	3	0	0	6.84	16	
May 28, 2022	Oklahoma State		1.0	0	0	0	0	2	0	0	0	0	0	0	0	1-8	3	0	0	6.59	13	
May 29, 2022	Oklahoma	*	2.0	1	3	3	2	3	0	0	0	0	1	0	0	1-8	3	1	0	7.06	39	
Jun 05, 2022	AIR FORCE	*	3.0	2	0	0	2	2	0	0	0	2	0	0	0	10-1	3	1	0	6.40	50	
Jun 12, 2022	East Carolina		2.0	0	0	0	2	1	0	0	0	0	0	0	0	11-1	3	1	0	6.03	32	

CAREER STATISTICS																								
Year	ERA	W	L	App	GS	CG	SHO	SV	IP	H	R	ER	BB	SO	2B	3B	HR	BF	B/Avg	WP	HBP	BK	SFA	SHA
2022	6.03	3	1	21	3	0	0	0	34.1	34	23	23	19	32	5	2	5	155	.264	3	6	1	1	0
Total	6.03	3	1	21	3	0	0	0	34.1	34	23	23	19	32	5	2	5	155	.264	3	6	1	1	0

## SINGLE GAME CAREER HIGHS

Innings pitched: 3.2, at Citadel, Mar 16, 2022

Walks allowed: 2, 6 times

Strikeouts: 8, at Citadel, Mar 16, 2022

Batters faced: 17, Air Force, Apr 20, 2022

Field chances: 2, Air Force, Apr 20, 2022

Putouts: 1, Air Force, Apr 20, 2022

Assists: 1, 4 times

Runners CS: 1, Rice, Feb 18, 2022 ; at Citadel, Mar 16, 2022



## OVERALL STATISTICS



**2022 Texas Baseball**  
**Overall Statistics for Texas (as of Jun 19, 2022)**  
**(All games Sorted by Batting avg)**



Record: 47-22 Home: 27-7 Away: 15-10 Neutral: 5-5 Big 12: 14-10

Player	avg	gp-gs	ab	r	h	2b	3b	hr	rbi	tb	slg%	bb	hp	so	gdp	ob%	sf	sh	sb-att	po	a	e	fld%
Melendez, Ivan	.387	67-67	248	75	96	18	2	32	94	214	.863	52	12	51	6	.508	3	0	1-1	558	31	2	.997
Stehly, Murphy	.367	68-68	278	65	102	23	1	19	61	184	.662	17	13	43	5	.424	3	1	8-10	79	28	1	.991
Messinger, Skyler	.364	67-65	250	46	91	14	1	11	59	140	.560	18	6	58	3	.414	4	5	1-1	50	119	5	.971
Todd, Austin	.332	51-49	187	38	62	8	1	6	31	90	.481	23	3	20	2	.407	3	5	1-2	19	0	0	1.000
Hodo III, Douglas	.319	69-69	282	73	90	26	2	10	47	150	.532	42	8	74	1	.418	3	5	9-13	144	2	0	1.000
Kennedy, Eric	.300	45-42	170	42	51	6	1	7	29	80	.471	20	5	31	3	.386	2	5	10-11	61	2	3	.955
Faltine, Trey	.282	69-69	241	60	68	18	1	15	56	133	.552	33	13	104	1	.393	3	2	6-7	83	186	10	.964
Ardoyn, Silas	.271	69-68	240	48	65	20	1	12	50	123	.513	39	11	46	6	.391	4	2	1-1	518	53	5	.991
Campbell, Dylan	.267	65-47	176	40	47	8	1	10	29	87	.494	29	2	36	3	.370	4	0	14-17	81	5	1	.989
Daly, Mitchell	.237	67-59	207	34	49	13	1	4	37	76	.367	32	7	47	5	.351	5	8	4-6	92	187	4	.986
-----																							
Whitehead, Ace	.556	24-1	18	8	10	2	0	0	2	12	.667	3	0	5	0	.619	0	0	0-1	4	0	0	1.000
Schuessler, Kimble	.350	17-4	20	3	7	0	0	1	4	10	.500	3	0	6	0	.435	0	1	0-1	70	4	0	1.000
Powell, Peyton	.250	6-1	8	0	2	0	0	0	0	2	.250	1	0	4	0	.333	0	0	0-0	0	0	0	.000
O'Dowd, Jack	.231	21-7	39	8	9	0	0	1	5	12	.308	6	1	6	2	.348	0	1	0-0	1	4	0	1.000
Kash, Gavin	.174	16-4	23	1	4	1	0	0	0	5	.217	1	2	9	0	.269	0	0	0-0	26	0	0	1.000
Constantine, Cam	.000	10-1	7	0	0	0	0	0	1	0	.000	0	1	4	0	.111	1	0	0-0	1	0	0	1.000
Dayton, Cameron	.000	3-0	2	0	0	0	0	0	0	0	.000	0	0	1	0	.000	0	0	0-0	0	0	0	.000
Totals	.314	69	2396	541	753	157	12	128	505	1318	.550	319	84	545	37	.408	35	35	55-71	1810	691	37	.985
Opponents	.241	69	2257	311	545	96	8	66	281	855	.379	245	69	606	41	.332	18	20	42-67	1764	609	63	.974

LOB - Team (564), Opp (489). DPs turned - Team (45), Opp (47). CI - Team (1), Ardoyn 1. IBB - Team (9), Melendez 7, Faltine 1, Todd 1, Opp (2). Picked off - Hodo III 3, Faltine 1, Daly 1, Campbell 1, Ardoyn 1, Melendez 1.

**(All games Sorted by Earned run avg)**

Player	era	w-l	app	gs	cg	sho	sv	ip	h	r	er	bb	so	2b	3b	hr	b/avg	wp	hp	bk	sfa	sha
Gordon, Lucas	3.05	7-2	18	16	1	1/1	0	85.2	71	36	29	26	77	14	2	2	.224	6	13	1	3	4
Hansen, Pete	3.76	11-3	17	17	1	1/3	0	107.2	94	47	45	19	120	17	1	16	.233	2	5	0	2	3
Stevens, Tristan	4.73	7-6	26	12	0	0/2	3	85.2	90	49	45	24	72	12	0	11	.269	4	8	2	5	2
-----																						
Dayton, Cameron	0.00	0-0	3	0	0	0/0	0	1.1	0	0	0	1	2	0	0	0	.000	0	0	0	0	0
Walbridge, Sam	0.00	0-0	3	0	0	0/0	0	1.1	1	0	0	1	0	0	0	0	.250	0	0	0	0	0
Olivarez, Marcus	0.69	1-0	19	0	0	0/1	0	26.0	16	2	2	13	21	3	0	2	.186	0	0	0	0	1
Witt, Tanner	1.64	2-0	2	2	0	0/0	0	11.0	9	2	2	3	14	1	0	2	.220	0	0	0	0	1
Southard, Jared	2.76	4-1	25	0	0	0/3	0	29.1	15	12	9	19	46	5	0	3	.149	2	4	1	0	1
Harrison, Luke	3.06	0-0	32	1	0	0/1	2	35.1	34	13	12	16	32	7	1	2	.260	1	2	0	1	2
Johnson, Lebaron	3.18	0-1	18	0	0	0/1	0	17.0	12	9	6	11	21	3	0	1	.194	6	1	0	0	0
Cobb, Coy	4.60	2-1	15	0	0	0/0	0	15.2	14	8	8	2	10	4	0	4	.246	0	4	0	2	1
Stewart, Joshua	4.63	0-0	10	1	0	0/0	0	11.2	13	6	6	8	13	2	0	1	.289	0	3	0	2	0
Nixon, Aaron	5.04	1-3	26	0	0	0/2	5	30.1	24	18	17	25	38	6	0	1	.214	4	5	0	1	2
Duplantier II, Andre	5.93	3-1	17	6	0	0/1	0	30.1	28	21	20	17	25	2	0	6	.248	1	8	1	1	2
Morehouse, Zane	6.00	3-1	20	6	0	0/1	0	39.0	39	27	26	16	43	8	1	4	.264	4	6	0	0	0
Sthele, Travis	6.03	3-1	21	3	0	0/3	0	34.1	34	23	23	19	32	5	2	5	.264	3	6	1	1	0
Blair, Daniel	7.47	2-1	12	0	0	0/0	0	15.2	18	14	13	13	17	4	0	1	.286	3	1	0	0	0
Eckhardt, Justin	8.17	1-1	11	5	0	0/0	0	25.1	30	23	23	12	23	2	0	5	.297	2	3	0	0	1
Whitehead, Ace	13.50	0-0	1	0	0	0/0	0	0.2	3	1	1	0	0	1	1	0	.600	0	0	0	0	0
Totals	4.28	47-22	69	69	2	8/6	10	603.1	545	311	287	245	606	96	8	66	.241	38	69	6	18	20
Opponents	7.50	22-47	69	69	0	0/0	11	588.0	753	541	490	319	545	157	12	128	.314	58	84	11	35	35

PB - Team (9), Ardoyn 8, Schuessler 1, Opp (20). Pickoffs - Team (11), Ardoyn 3, Stevens 2, Gordon 2, Olivarez 2, Southard 1, Hansen 1, Opp (8). SBA/ATT - Ardoyn (33-55), Schuessler (9-9), Stevens (5-8), Nixon (7-8), Gordon (5-8), Hansen (1-7), Morehouse (4-6), Duplantier (2-4), Sthele (2-4), Southard (4-4), Eckhardt (1-4), Johnson (3-3), Harrison (2-3), Blair (3-3), Olivarez (2-2), Witt (1-1), Stewart (0-1), Walbridge (0-1).



**2022 Texas Baseball**  
**Conference statistics for Texas (as of May 21, 2022)**  
**(Big 12 games only Sorted by Batting avg)**



Record: 14-10 Home: 8-4 Away: 6-6 Big 12: 14-10

Player	avg	gp-gs	ab	r	h	2b	3b	hr	rbi	tb	slg%	bb	hp	so	gdp	ob%	sf	sh	sb-att	po	a	e	fld%
Melendez, Ivan	.432	22-22	81	24	35	4	0	14	32	81	1.000	18	3	19	1	.538	2	0	0-0	190	13	0	1.000
Todd, Austin	.392	19-19	74	19	29	4	1	5	15	50	.676	11	1	6	0	.477	0	2	0-0	0	0	0	.000
Messinger, Skyler	.367	24-24	90	16	33	6	0	8	24	63	.700	9	1	23	2	.417	3	2	0-0	16	49	2	.970
Kennedy, Eric	.353	8-7	34	8	12	2	0	4	7	26	.765	0	3	6	1	.405	0	0	1-1	13	1	1	.933
Campbell, Dylan	.325	23-20	77	16	25	6	0	6	18	49	.636	7	1	13	2	.379	2	0	4-6	35	3	1	.974
Stehly, Murphy	.324	24-24	102	23	33	9	0	7	18	63	.618	6	2	17	1	.366	2	0	3-4	29	1	0	1.000
Hodo III, Douglas	.323	24-24	99	27	32	10	1	5	16	59	.596	16	1	23	1	.419	1	1	1-3	42	0	0	1.000
Ardoyn, Silas	.313	24-24	83	20	26	6	1	7	18	55	.663	19	1	15	3	.442	1	1	1-1	199	21	3	.987
Daly, Mitchell	.241	24-24	83	10	20	5	0	3	16	34	.410	7	1	19	3	.298	3	5	0-1	40	63	1	.990
Faltine, Trey	.205	24-24	83	21	17	3	0	5	16	35	.422	14	3	41	0	.337	1	1	1-2	25	65	3	.968
-----																							
Schuessler, Kimble	1.000	2-0	2	1	2	0	0	1	2	5	2.500	0	0	0	0	1.000	0	0	0-0	3	1	0	1.000
Whitehead, Ace	.750	10-0	4	3	3	0	0	0	0	3	.750	0	0	1	0	.750	0	0	0-0	2	0	0	1.000
Kash, Gavin	.214	6-3	14	1	3	1	0	0	0	4	.286	1	0	5	0	.267	0	0	0-0	22	0	0	1.000
O'Dowd, Jack	.000	5-1	7	0	0	0	0	0	0	0	.000	1	0	1	2	.125	0	0	0-0	0	0	0	.000
Constantine, Cam	.000	2-0	1	0	0	0	0	0	0	0	.000	0	0	1	0	.000	0	0	0-0	0	0	0	.000
Totals	.324	24	834	189	270	56	3	65	182	527	.632	109	17	190	16	.406	15	12	11-18	628	247	14	.984
Opponents	.245	24	784	125	192	32	5	28	114	318	.406	86	25	212	12	.336	8	9	16-23	618	230	15	.983

LOB - Team (180), Opp (159). DPs turned - Team (14), Opp (18). IBB - Team (2), Melendez 2, Opp (2). Picked off - Hodo III 2, Campbell 1, Ardoyn 1, Daly 1.

**(Big 12 games only Sorted by Earned run avg)**

Player	era	w-l	app	gs	cg	sho	sv	ip	h	r	er	bb	so	2b	3b	hr	b/avg	wp	hp	bk	sfa	sha
Gordon, Lucas	3.02	5-0	8	8	1	1/0	0	44.2	36	16	15	13	47	6	2	1	.221	2	9	1	2	2
Hansen, Pete	3.63	5-1	8	8	1	1/0	0	57.0	42	24	23	8	62	6	1	12	.202	1	1	0	1	1
Stevens, Tristan	8.91	1-5	10	6	0	0/0	1	32.1	48	34	32	14	28	7	0	6	.345	3	4	1	2	2
-----																						
Blair, Daniel	0.00	0-0	2	0	0	0/0	0	2.0	0	0	0	0	0	0	0	0	.000	0	0	0	0	0
Stewart, Joshua	0.00	0-0	1	0	0	0/0	0	0.2	0	0	0	0	1	0	0	0	.000	0	0	0	1	0
Olivarez, Marcus	0.79	0-0	7	0	0	0/0	0	11.1	7	1	1	6	9	3	0	1	.194	0	0	0	0	1
Southard, Jared	3.52	1-0	7	0	0	0/0	0	7.2	4	5	3	6	11	3	0	1	.154	0	1	0	0	0
Duplantier II, Andre	3.86	0-0	3	0	0	0/0	0	2.1	2	1	1	1	2	0	0	1	.222	0	1	0	0	0
Harrison, Luke	4.15	0-0	9	0	0	0/0	0	8.2	10	4	4	3	10	1	0	0	.294	0	0	0	0	1
Johnson, Lebaron	5.40	0-0	3	0	0	0/0	0	1.2	3	3	1	3	1	0	0	0	.333	1	0	0	0	0
Nixon, Aaron	5.87	0-3	10	0	0	0/0	2	15.1	11	11	10	15	19	3	0	0	.204	2	3	0	1	2
Morehouse, Zane	6.08	0-0	6	2	0	0/0	0	13.1	12	9	9	5	14	1	1	1	.245	1	2	0	0	0
Cobb, Coy	7.94	1-1	6	0	0	0/0	0	5.2	6	5	5	2	2	2	0	2	.273	0	1	0	0	0
Eckhardt, Justin	13.50	0-0	3	0	0	0/0	0	3.1	4	5	5	5	3	0	0	2	.308	1	2	0	0	0
Sthele, Travis	18.90	1-0	4	0	0	0/0	0	3.1	7	7	7	5	3	0	1	1	.467	1	1	0	1	0
Totals	4.99	14-10	24	24	2	2/0	3	209.1	192	125	116	86	212	32	5	28	.245	12	25	2	8	9
Opponents	7.56	10-14	24	24	0	0/0	6	206.0	270	189	173	109	190	56	3	65	.324	20	17	3	15	12

PB - Team (4), Ardoyn 4, Opp (6). Pickoffs - Team (5), Stevens 2, Hansen 1, Southard 1, Ardoyn 1, Opp (5). SBA/ATT - Ardoyn (16-23), Stevens (5-6), Nixon (3-4), Gordon (4-4), Hansen (0-3), Morehouse (2-3), Harrison (1-2), Southard (1-1).



INFIELDER/OUTFIELDER

# DYLAN CAMPBELL 8

CLASS **Junior**  
HOMETOWN **Houston, Texas**  
HIGH SCHOOL **Strake Jesuit**

BATS  
**RIGHT**

THROWS  
**RIGHT**

HEIGHT  
**5'11"**


WEIGHT  
**205**

## CAREER STATISTICS

YEAR	AVG	GP	GS	AB	R	H	2B	3B	HR	RBI	SLG%	BB	HBP	SO	GDP	OB%	SF	SH	SB
2021	.189	32	12	53	10	10	3	0	1	7	.302	5	1	9	2	.262	2	0	2
2022	.267	65	47	176	40	47	8	1	10	29	.494	29	2	36	3	.370	4	0	14
<b>Total</b>	<b>.249</b>	<b>97</b>	<b>59</b>	<b>229</b>	<b>50</b>	<b>57</b>	<b>11</b>	<b>1</b>	<b>11</b>	<b>36</b>	<b>.450</b>	<b>34</b>	<b>3</b>	<b>45</b>	<b>5</b>	<b>.346</b>	<b>6</b>	<b>0</b>	<b>16</b>

## CAREER HIGHS

Hits: 3, East Carolina, Jun 11, 2022 ; at West Virginia, May 08, 2022  
Doubles: 1, 10 times  
Triples: 1, vs Oklahoma State, May 28, 2022  
Home runs: 2, TCU, Apr 09, 2022 ; at Air Force, Jun 05, 2022  
Total bases: 8, TCU, Apr 09, 2022 ; at Air Force, Jun 05, 2022  
RBI: 4, TCU, Apr 09, 2022  
Runs scored: 3, at Air Force, Jun 05, 2022  
Walks: 2, Baylor, Apr 24, 2022 ; Rice, Feb 20, 2022 ; at Air Force, Jun 05, 2022  
Hit by pitch: 1, TCU, Apr 09, 2022 ; Air Force, Apr 20, 2022 ; Oklahoma, Mar 26, 2021  
Struck out: 2, 10 times  
Sac flies: 1, 6 times  
At bats: 5, 7 times  
Stolen bases: 2, Air Force, Apr 20, 2022 ; Baylor, Apr 24, 2022  
Caught stealing: 1, vs LSU, Mar 05, 2022 ; at Texas Tech, Mar 27, 2022 ; at West Virginia, May 07, 2022  
Field chances: 6, BYU, Feb 25, 2021  
Putouts: 5, Baylor, Apr 24, 2022  
Assists: 5, BYU, Feb 25, 2021



UTILITY

# PEYTON POWELL 15

CLASS **R-Junior**  
HOMETOWN **Robinson, Texas**  
HIGH SCHOOL **Robinson**

BATS  
**LEFT**

THROWS  
**RIGHT**

HEIGHT  
**6'1"**


WEIGHT  
**195**

## CAREER STATISTICS

YEAR	AVG	GP	GS	AB	R	H	2B	3B	HR	RBI	SLG%	BB	HBP	SO	GDP	OB%	SF	SH	SB
2020	.364	6	3	11	5	4	3	0	1	2	.909	4	0	2	0	.533	0	0	1
2021	.273	9	2	11	4	3	0	0	1	2	.545	1	0	1	0	.333	0	0	0
2022	.250	6	1	8	0	2	0	0	0	0	.250	1	0	4	0	.333	0	0	0
<b>Total</b>	<b>.300</b>	<b>21</b>	<b>6</b>	<b>30</b>	<b>9</b>	<b>9</b>	<b>3</b>	<b>0</b>	<b>2</b>	<b>4</b>	<b>.600</b>	<b>6</b>	<b>0</b>	<b>7</b>	<b>0</b>	<b>.417</b>	<b>0</b>	<b>0</b>	<b>1</b>

## CAREER HIGHS

Hits: 2, Cal State Fullerton, Mar 08, 2020  
Doubles: 1, Boise State, Feb 22, 2020 ; Cal State Fullerton, Mar 06, 2020 ; Cal State Fullerton, Mar 08, 2020  
Home runs: 1, Cal State Fullerton, Mar 08, 2020 ; South Carolina, Mar 13, 2021  
Total bases: 6, Cal State Fullerton, Mar 08, 2020  
RBI: 1, 4 times  
Runs scored: 2, Cal State Fullerton, Mar 08, 2020  
Walks: 3, Abilene Christian, Mar 11, 2020  
Struck out: 2, at CofC, Mar 15, 2022  
At bats: 4, Cal State Fullerton, Mar 08, 2020  
Stolen bases: 1, Boise State, Feb 21, 2020  
Field chances: 3, Abilene Christian, Apr 16, 2021  
Putouts: 3, Abilene Christian, Apr 16, 2021



INFIELDER

# MITCHELL DALY 19

CLASS **Junior**  
HOMETOWN **Madison, Ala.**  
HIGH SCHOOL **Bob Jones**

BATS  
**RIGHT**

THROWS  
**RIGHT**

HEIGHT  
**6'1"**

WEIGHT  
**185**

## CAREER STATISTICS

YEAR	AVG	GP	GS	AB	R	H	2B	3B	HR	RBI	SLG%	BB	HBP	SO	GDP	OB%	SF	SH	SB
2021	.316	61	59	209	35	66	15	0	2	31	.416	31	5	41	3	.413	2	9	8
2022	.237	67	59	207	34	49	13	1	4	37	.367	32	7	47	5	.351	5	8	4
<b>Total</b>	<b>.276</b>	<b>128</b>	<b>118</b>	<b>416</b>	<b>69</b>	<b>115</b>	<b>28</b>	<b>1</b>	<b>6</b>	<b>68</b>	<b>.392</b>	<b>63</b>	<b>12</b>	<b>88</b>	<b>8</b>	<b>.382</b>	<b>7</b>	<b>17</b>	<b>12</b>

## CAREER HIGHS

Hits: 4, at Kansas, Apr 01, 2021  
Doubles: 2, Oklahoma, Mar 26, 2021  
Triples: 1, Texas Southern, May 10, 2022  
Home runs: 1, 6 times  
Total bases: 6, at Texas Tech, Mar 27, 2022 ; Kansas, May 19, 2022  
RBI: 5, Kansas, May 19, 2022  
Runs scored: 3, at Texas State, Apr 20, 2021  
Walks: 3, Rice, Feb 20, 2022  
Hit by pitch: 1, 12 times  
Struck out: 3, at Oklahoma, Apr 02, 2022 ; Baylor, Apr 22, 2022 ; at Texas State, Mar 03, 2021  
Sac flies: 1, 7 times  
Sac bunts: 2, vs Mississippi State, Jun 26, 2021  
At bats: 6, at Texas Tech, Mar 26, 2022  
Stolen bases: 2, at UTRGV, Apr 26, 2022  
Caught stealing: 1, 7 times  
Field chances: 9, 6 times  
Putouts: 6, at South Carolina, Mar 12, 2022  
Assists: 8, Air Force, Apr 19, 2022 ; at Texas State, Mar 03, 2021





INFIELDER  
**JACK O'DOWD 27**  
CLASS **Junior**  
HOMETOWN **Nashville, Tenn.**  
PREVIOUS **Vanderbilt**  
HIGH SCHOOL **Lipscomb Academy**

BATS  
LEFT  
THROWS  
RIGHT  
HEIGHT  
6'2"  
WEIGHT  
195

**CAREER HIGHS**  
Hits: 3, Stephen F. Austin, Apr 12, 2022  
Home runs: 1, Stephen F. Austin, Apr 12, 2022  
Total bases: 6, Stephen F. Austin, Apr 12, 2022  
RBI: 4, Stephen F. Austin, Apr 12, 2022  
Runs scored: 2, Stephen F. Austin, Apr 12, 2022 ; at Citadel, Mar 16, 2022  
Walks: 2, at Citadel, Mar 16, 2022  
Hit by pitch: 1, Central Arkansas, Mar 22, 2022  
Struck out: 2, Texas State, Mar 09, 2022  
Sac bunts: 1, at Citadel, Mar 16, 2022  
At bats: 5, Stephen F. Austin, Apr 12, 2022  
Field chances: 4, Stephen F. Austin, Apr 12, 2022  
Putouts: 1, Stephen F. Austin, Apr 12, 2022  
Assists: 3, Stephen F. Austin, Apr 12, 2022

CAREER STATISTICS																			
YEAR	AVG	GP	GS	AB	R	H	2B	3B	HR	RBI	SLG%	BB	HBP	SO	GDP	OB%	SF	SH	SB
2022	.231	21	7	39	8	9	0	0	1	5	.308	6	1	6	2	.348	0	1	0
Total	.231	21	7	39	8	9	0	0	1	5	.308	6	1	6	2	.348	0	1	0



OUTFIELDER/LHP  
**ACE WHITEHEAD 28**  
CLASS **Sophomore**  
HOMETOWN **Lampasas, Texas**  
HIGH SCHOOL **Lampasas**

BATS  
LEFT  
THROWS  
LEFT  
HEIGHT  
5'11"  
WEIGHT  
185

**CAREER HIGHS**  
Hits: 3, Stephen F. Austin, Apr 12, 2022 ; Houston Baptist, May 03, 2022  
Doubles: 1, Stephen F. Austin, Apr 12, 2022 ; Houston Baptist, May 03, 2022  
Total bases: 4, Stephen F. Austin, Apr 12, 2022 ; Houston Baptist, May 03, 2022  
RBI: 1, Stephen F. Austin, Apr 12, 2022 ; Houston Baptist, May 03, 2022  
Runs scored: 2, Houston Baptist, May 03, 2022  
Walks: 1, Stephen F. Austin, Apr 12, 2022 ; at South Carolina, Mar 13, 2022 ; Texas Southern, May 10, 2022  
Struck out: 2, Houston Baptist, May 03, 2022  
At bats: 5, Houston Baptist, May 03, 2022  
Caught stealing: 1, at UTRGV, Apr 26, 2022

CAREER STATISTICS																			
YEAR	AVG	GP	GS	AB	R	H	2B	3B	HR	RBI	SLG%	BB	HBP	SO	GDP	OB%	SF	SH	SB
2022	.556	25	1	18	8	10	2	0	0	2	.667	3	0	5	0	.619	0	0	0
Total	.556	25	1	18	8	10	2	0	0	2	.667	3	0	5	0	.619	0	0	0




UTILITY  
**CAM CONSTANTINE 29**  
CLASS **R-Sophomore**  
HOMETOWN **McKinney, Texas**  
HIGH SCHOOL **McKinney North**

BATS  
RIGHT  
THROWS  
RIGHT  
HEIGHT  
6'0"  
WEIGHT  
200

**CAREER HIGHS**  
RBI: 1, Central Arkansas, Mar 22, 2022  
Hit by pitch: 1, at Citadel, Mar 16, 2022  
Struck out: 1, 5 times  
Sac flies: 1, Central Arkansas, Mar 22, 2022  
At bats: 1, 8 times  
Field chances: 1, Texas Southern, May 10, 2022  
Putouts: 1, Texas Southern, May 10, 2022

CAREER STATISTICS																			
YEAR	AVG	GP	GS	AB	R	H	2B	3B	HR	RBI	SLG%	BB	HBP	SO	GDP	OB%	SF	SH	SB
2021	0	1	0	1	0	0	0	0	0	0	.000	0	0	1	0	0	0	0	0
2022	0	10	1	7	0	0	0	0	0	1	.000	0	1	4	0	.111	1	0	0
Total	.000	11	1	8	0	0	0	0	0	1	.000	0	1	5	0	.100	1	0	0



OUTFIELDER  
**ERIC KENNEDY 30**

CLASS **R-Senior**  
HOMETOWN **Tampa, Fla.**  
HIGH SCHOOL **Calvary Christian**

BATS  
**LEFT**

THROWS  
**RIGHT**

HEIGHT  
**5'11"**

WEIGHT  
**203**

- CAREER HIGHS**
- Hits: 4, 4 times
  - Doubles: 2, LSU, Mar 03, 2019
  - Triples: 1, 6 times
  - Home runs: 2, Kansas, May 20, 2022
  - Total bases: 9, Kansas, May 20, 2022
  - RBI: 4, Arizona, Mar 03, 2020 ; UIW, Mar 19, 2022 ; West Virginia, May 22, 2021
  - Runs scored: 4, Rice, Feb 20, 2022
  - Walks: 3, 4 times
  - Hit by pitch: 2, Kansas, May 21, 2022
  - Struck out: 3, 7 times
  - Sac flies: 1, 7 times
  - Sac bunts: 2, at Stanford, Mar 09, 2019
  - At bats: 7, at Texas Tech, Mar 26, 2022
  - Stolen bases: 3, Abilene Christian, Mar 11, 2020
  - Caught stealing: 2, West Virginia, Apr 26, 2019
  - Field chances: 7, at TCU, May 09, 2021
  - Putouts: 7, at TCU, May 09, 2021
  - Assists: 1, 8 times

CAREER STATISTICS																			
YEAR	AVG	GP	GS	AB	R	H	2B	3B	HR	RBI	SLG%	BB	HBP	SO	GDP	OB%	SF	SH	SB
2019	.310	49	46	184	41	57	8	3	2	28	.418	21	1	23	3	.382	1	7	9
2020	.288	17	17	59	11	17	1	0	1	13	.356	9	1	12	0	.380	2	0	8
2021	.253	65	61	233	42	59	7	2	4	27	.352	21	8	58	1	.333	2	9	18
2022	.300	45	42	170	42	51	6	1	7	29	.471	20	5	31	3	.386	2	5	10
Total	.285	176	166	646	136	184	22	6	14	97	.402	71	15	124	7	.365	7	21	45



LEFT-HANDED PITCHER

# ACE WHITEHEAD 28

CLASS **Sophomore**  
HOMETOWN **Lampasas, Texas**  
HIGH SCHOOL **Lampasas**

**CAREER HIGHS**

Innings pitched: 0.2, vs UCLA, Mar 06, 2022  
Batters faced: 5, vs UCLA, Mar 06, 2022

**CAREER STATISTICS**

YEAR	ERA	W	L	APP	GS	CG	SHO	SV	IP	H	R	ER	BB	SO	2B	3B	HR	BF	BAVG	WP	HBP	BK	SFA	SHA
2022	13.50	0	0	1	0	0	0	0	0.2	3	1	1	0	0	1	1	0	5	.600	0	0	0	0	0
Total	13.50	0	0	1	0	0	0	0	0.2	3	1	1	0	0	1	1	0	5	.600	0	0	0	0	0



LEFT-HANDED PITCHER

# SAM WALBRIDGE 47

CLASS **R-Junior**  
HOMETOWN **San Antonio, Texas**  
HIGH SCHOOL **Saint Mary's Hall**

**CAREER HIGHS**

Innings pitched: 1.0, 4 times  
Walks allowed: 1, 4 times  
Strikeouts: 3, Stephen F. Austin, Apr 07, 2021  
Batters faced: 5, Stephen F. Austin, Apr 07, 2021  
Field chances: 1, vs Missouri, Mar 01, 2020  
Putouts: 1, vs Missouri, Mar 01, 2020  
Runners CS: 1, at Citadel, Mar 16, 2022

**CAREER STATISTICS**

YEAR	ERA	W	L	APP	GS	CG	SHO	SV	IP	H	R	ER	BB	SO	2B	3B	HR	BF	BAVG	WP	HBP	BK	SFA	SHA
2020	0.00	0	0	6	0	0	0	0	3.1	3	0	0	3	4	0	0	0	18	.231	1	2	0	0	0
2021	9.00	0	0	3	0	0	0	0	2.0	3	2	2	0	4	2	0	0	11	.300	0	1	0	0	0
2022	0.00	0	0	3	0	0	0	0	1.1	1	0	0	1	0	0	0	0	5	.250	0	0	0	0	0
Total	2.70	0	0	12	0	0	0	0	6.2	7	2	2	4	8	2	0	0	34	.259	1	3	0	0	0



RIGHT-HANDED PITCHER

# LEBARRON JOHNSON JR. 57

CLASS **R-Sophomore**  
HOMETOWN **Jacksonville, Fla.**  
HIGH SCHOOL **Paxon School**

**CAREER HIGHS**

Innings pitched: 2.0, Air Force, Apr 19, 2022 ; Texas Southern, May 10, 2022  
Walks allowed: 3, Sam Houston, May 17, 2022  
Strikeouts: 3, Air Force, Apr 19, 2022  
Batters faced: 8, Air Force, Apr 19, 2022 ; Texas Southern, May 10, 2022

**CAREER STATISTICS**

YEAR	ERA	W	L	APP	GS	CG	SHO	SV	IP	H	R	ER	BB	SO	2B	3B	HR	BF	BAVG	WP	HBP	BK	SFA	SHA
2022	3.18	0	1	18	0	0	0	0	17.0	12	9	6	11	21	3	0	1	74	.194	6	1	0	0	0
Total	3.18	0	1	18	0	0	0	0	17.0	12	9	6	11	21	3	0	1	74	.194	6	1	0	0	0



RIGHT-HANDED PITCHER

# ANDRE DUPLANTIER II 88

CLASS **R-Sophomore**  
HOMETOWN **Humble, Texas**  
HIGH SCHOOL **Summer Creek**

**CAREER HIGHS**

Innings pitched: 6.0, at Sam Houston, Mar 01, 2022  
Walks allowed: 2, 5 times  
Strikeouts: 3, 5 times  
Batters faced: 23, at Texas State, Mar 08, 2022  
Field chances: 8, Abilene Christian, Mar 11, 2020  
Putouts: 7, Abilene Christian, Mar 11, 2020  
Assists: 1, 5 times  
Runners CS: 1, at A&M-Corpus Christi, Feb 22, 2022 ; at Sam Houston, Mar 01, 2022

**CAREER STATISTICS**

YEAR	ERA	W	L	APP	GS	CG	SHO	SV	IP	H	R	ER	BB	SO	2B	3B	HR	BF	BAVG	WP	HBP	BK	SFA	SHA
2020	2.00	0	0	8	0	0	0	3	9.0	4	2	2	3	13	2	0	0	35	.129	0	1	0	0	0
2022	5.93	3	1	17	6	0	0	0	30.1	28	21	20	17	25	2	0	6	141	.248	1	8	1	1	2
Total	5.03	3	1	25	6	0	0	3	39.1	32	23	22	20	38	4	0	6	176	.222	1	9	1	1	2



## 2023 SCHEDULE & RESULTS

#	GAME	FINAL	WP	LP	SAVE	W-L	BIG 12 W-L	ATT.	HOME TOT.	TIME
1	2/17 vs. Arkansas^									
2	2/18 vs. Missouri^									
3	2/19 vs. Vanderbilt^									
4	2/21 vs. A&M-Corpus Christi									
5	2/24 vs. Indiana									
6	2/25 vs. Indiana									
7	2/26 vs. Indiana									
8	2/28 vs. LSU									
9	3/3 at Cal State Fullerton									
10	3/4 at Cal State Fullerton									
11	3/5 at Cal State Fullerton									
12	3/7 vs. Sam Houston									
13	3/8 vs. Mercer									
14	3/10 vs. Manhattan									
15	3/11 vs. Manhattan									
16	3/12 vs. Manhattan									
17	3/14 vs. North Dakota State									
18	3/15 vs. North Dakota State									
19	3/17 vs. New Orleans									
20	3/18 vs. New Orleans									
21	3/19 vs. New Orleans									
22	3/21 vs. Incarnate Word									
23	3/24 vs. Texas Tech*									
24	3/25 vs. Texas Tech*									
25	3/26 vs. Texas Tech*									
26	3/28 at Texas A&M									
27	3/31 at Oklahoma State*									
28	4/1 at Oklahoma State*									
29	4/2 at Oklahoma State*									
30	4/4 vs. Air Force									
31	4/6 vs. Kansas State*									
32	4/7 vs. Kansas State*									
33	4/8 vs. Kansas State*									
34	4/10 at Texas State									
35	4/11 vs. Texas State									
36	4/14 at Baylor*									
37	4/15 at Baylor*									
38	4/16 at Baylor*									
39	4/19 vs. Abilene Christian									
40	4/21 vs. Oklahoma*									
41	4/22 vs. Oklahoma*									
42	4/23 vs. Oklahoma*									
43	4/25 vs. Texas Southern									
44	4/28 at TCU*									
45	4/29 at TCU*									
46	4/30 at TCU*									
47	5/5 at Kansas*									
48	5/6 at Kansas*									
49	5/7 at Kansas*									
50	5/9 vs. UT Arlington									
51	5/12 vs. San Jose State									
52	5/13 vs. San Jose State									
53	5/14 vs. San Jose State									
54	5/18 vs. West Virginia*									
55	5/19 vs. West Virginia*									
56	5/20 vs. West Virginia*									

\*Big 12 Conference game | ^ Globe Life Field