



ARKANSAS BASEBALL



ArkansasRazorbacks.com ||| @RazorbackBSB ||| Contact: Oliver Grigg (ogrigg@uark.edu)

2024 SCHEDULE & RESULTS

FEBRUARY

16	JAMES MADISON	SECN+	2 P.M.
17	JAMES MADISON	SECN+	2 P.M.
18	JAMES MADISON	SECN+	1 P.M.
19	JAMES MADISON	SECN+	NOON
23	vs. Oregon State ^	FloBaseball	7 p.m.
24	vs. Oklahoma State ^	FloBaseball	7 p.m.
25	vs. Michigan ^	FloBaseball	1 p.m.
27	GRAMBLING	SECN+	3 P.M.

MARCH

1	MURRAY STATE	SECN+	3 P.M.
2	MURRAY STATE	SECN+	2 P.M.
3	MURRAY STATE	SECN+	1 P.M.
5	UCA	SECN+	3 P.M.
8	MCNEESE STATE	SECN+	3 P.M.
9	MCNEESE STATE	SECN+	2 P.M.
10	MCNEESE STATE	SECN+	1 P.M.
12	ORAL ROBERTS	SECN+	6 P.M.
15	MISSOURI *	SECN+	6:30 P.M.
16	MISSOURI *	SECN+	2 P.M.
17	MISSOURI *	SECN+	2 P.M.
21	Auburn *	SECN	6 p.m.
22	Auburn *	SECN+	6 p.m.
23	Auburn *	SECN+	2 p.m.
26	LITTLE ROCK	SECN+	6:30 P.M.
28	LSU *	ESPN2	6 P.M.
29	LSU *	SECN	7 P.M.
30	LSU *	SECN+	2 P.M.

APRIL

2	ARKANSAS STATE	SECN+	6 P.M.
4	OLE MISS *	SECN	6 P.M.
5	OLE MISS *	SECN+	6:30 P.M.
6	OLE MISS *	SECN+	2 P.M.
9	SAN JOSE STATE	SECN+	6 P.M.
10	SAN JOSE STATE	SECN+	3 P.M.
12	Alabama *	SECN+	6 p.m.
13	Alabama *	SECN+	4 p.m.
14	Alabama *	SECN+	1 p.m.
16	TEXAS TECH	ESPN2	7 P.M.
17	TEXAS TECH	SECN	4 P.M.
19	South Carolina *	SECN+	6 p.m.
20	South Carolina *	SECN+	3 p.m.
21	South Carolina *	SECN+	12:30 p.m.
23	vs. UAPB @	TBA	6 p.m.
26	FLORIDA *	SECN	7 P.M.
27	FLORIDA *	ESPN2	NOON
28	FLORIDA *	SECN+	2 P.M.
30	MISSOURI STATE	SECN+	6:30 P.M.

MAY

1	MISSOURI STATE	SECN+	4 P.M.
3	Kentucky *	SECN+	5:30 p.m.
4	Kentucky *	SECN+	1 p.m.
5	Kentucky *	SECN+	Noon
10	MISSISSIPPI STATE *	SECN+	6:30 P.M.
11	MISSISSIPPI STATE *	SECN+	6 P.M.
12	MISSISSIPPI STATE *	SECN	2 P.M.
16	Texas A&M *	SECN+	6 p.m.
17	Texas A&M *	SECN+	6 p.m.
18	Texas A&M *	SECN+	1 p.m.

All times Central; Home game in **BOLD**; * - SEC opponent

^ - Kubota College Baseball Series (Globe Life Field in Arlington, Texas)

@ - Game played at Dickey-Stephens Park in North Little Rock, Ark.

GAME 1 ||| JAMES MADISON vs. #3 ARKANSAS ||| FEB. 16

OPENING DAY ||| FAYETTEVILLE, ARK. ||| BAUM-WALKER STADIUM ||| SEC NETWORK+



0-0
0-0 Sun Belt



0-0
0-0 SEC

JAMES MADISON DUKES

In the Polls.....NR (BA) | NR (D1Baseball)
.....NR (NCBWA) | NR (PG) | NR (USA Today)
Head Coach.....Marlin Ikenberry
Career Record.....466-491-1 (20th season)
Record at JMU184-184 (9th season)

ARKANSAS RAZORBACKS

In the Polls.....3 (BA) | 3 (D1Baseball)
.....4 (NCBWA) | 2 (PG) | 4 (USA Today)
Head Coach.....Dave Van Horn
Career Record.....1,424-681 (36th season)
Record at Arkansas.....839-441 (22nd season)

ON THE MOUND

James Madison RHP Todd Mozoki (2023: 1-4, 4.89 ERA)

VS.

Arkansas LHP Hagen Smith (2023: 8-2, 3.64 ERA)

LEADING OFF

RAZORBACK BASEBALL IS BACK

- Third-ranked Arkansas begins the 2024 campaign - its 102nd season of competition - with a four-game series against James Madison on Feb. 16-19 at Baum-Walker Stadium.
- First pitch between the Razorbacks and Dukes on Opening Day is now scheduled for 2 p.m. Friday, Feb. 16, on SEC Network+ after it was moved ahead one hour due to inclement weather in the forecast.

HOGBALL ROLLS ON

- Arkansas enters the year on the heels of a historic 2023 season after SEC Coach of the Year Dave Van Horn and the Hogs posted a 43-18 overall record, claiming their fourth overall SEC championship and their second in the last three seasons.
- The Razorbacks are the only SEC program, and one of just two teams in the country, with 40-plus wins in each of the last six full seasons.

HISTORY LESSON

- This weekend's series between Arkansas and JMU marks the first meetings between the two programs.
- JMU went 31-25 overall with a 15-13 conference mark in 2023, its first season as a member of the Sun Belt.

SEASON-OPENING HOGS

- Under head coach Dave Van Horn, the Razorbacks are 20-1 overall on Opening Day, including a stellar 15-1 record when opening the season inside the friendly confines of Baum-Walker Stadium.
- When kicking off the season at home, Arkansas has never lost an Opening Weekend series under Van Horn, most recently winning two-of-three games against Illinois State during Opening Weekend at Baum-Walker in 2022.
- The Hogs have recorded 12 Opening Weekend series sweeps (2004, '08, '09, '11, '12, '14, '15, '16, '17, '18, '19, '20) when beginning their season in Fayetteville.

H. SMITH

- Razorback ace and team captain Hagen Smith will start on the mound against James Madison on Opening Day.
- The consensus preseason All-American and preseason All-SEC honoree will be the first Arkansas pitcher to make consecutive season-opening starts RHP Blaine Knight did so in 2017-18.
- Smith was a consensus All-American in 2023 after making 18 appearances with 11 starts on the mound and posting an 8-2 record with a 3.64 ERA, a team-leading 109 strikeouts and a pair of saves in 71 2/3 innings of work during his outstanding sophomore campaign.



Arkansas ace **Hagen Smith** is set to become the first Arkansas pitcher to make consecutive Opening Day starts since RHP Blaine Knight did so in 2017-18.

H. SMITH

- Junior **LHP Hagen Smith**, the Razorback ace and team captain, will get the ball on Opening Day for the second consecutive season.
- Smith will be the first Arkansas pitcher to make consecutive season-opening starts since RHP Blaine Knight did so in 2017-18.
- Smith was a consensus All-American in 2023 after making 18 appearances with 11 starts on the mound and posting an 8-2 record with a 3.64 ERA, a team-leading 109 strikeouts and a pair of saves in 71.2 innings of work during his outstanding sophomore campaign.
- In SEC play, Smith worked in a variety of roles, making 11 appearances with five starts, and went 5-1 record with a 3.07 ERA.
- The left-hander totaled 65 strikeouts over 44 innings and held opposing hitters to a .201 batting average.
- A semifinalist for last year's Golden Spikes Award and the College Baseball Foundation's National Pitcher of the Year Award, Smith was one of two starting pitchers, along with LSU's Paul Skenes, to receive All-SEC first-team honors one season ago.
- He became Arkansas' first starting pitcher to earn All-SEC first-team accolades since RHP Ryne Stanek in 2013.
- Smith, who is projected to be selected in the first round of the 2024 MLB Draft, enters the 2024 campaign as a preseason All-SEC first-team honoree, as well as a preseason All-American by Baseball America (first team), D1Baseball (first team), NCBWA (second team) and Perfect Game (first team).
- Baseball America, D1Baseball and Perfect Game have also tabbed Smith as the SEC Preseason Pitcher of the Year.
- Smith, along with teammate **INF Wehiwa Aloy**, was named to the preseason watch list for this year's Golden Spikes Award. He and Aloy are the 14th and 15th Razorbacks since 2008 to earn a spot on the Golden Spikes Award's preseason watch list.

CAN YOU DIGGS IT

- Junior **OF Kendall Diggs** enters the 2024 campaign as a preseason All-SEC first-team honoree, as well as one of the Razorbacks' three team captains alongside LHP Hagen Smith and INF Peyton Stovall.
- Diggs slashed .299/.436/.547 with 12 home runs, a team-leading 63 runs batted in and a team-high 46 walks over 58 games in 2023.
- The Olathe, Kan., native, who received All-SEC second-team honors as designated hitter/utility last season, posted a .291/.437/.495 slash line with four homers and a team-leading 33 RBI in conference play.
- Diggs finished his stellar sophomore season with 14 multi-hit games and a team-leading 17 multi-RBI games. He also logged a season-long 13-game hitting streak and reached base in a team-leading 34 consecutive games.
- For his career, Diggs has swatted 15 career home runs, six of which have been three-run homers. He has also hit two grand slams.

STOVE ON THE MEND

- Junior **INF Peyton Stovall** will miss four-to-six weeks with a broken foot (no surgery required) suffered during a preseason scrimmage.
- The Razorback team captain slashed .253/.330/.393 with five homers and 31 RBI in 38 games last season, playing through a shoulder injury before he was shut down to undergo surgery to repair a torn labrum.
- As a true freshman in 2022, Stovall played in 52 games with 51 starts and slashed .295/.373/.425 with six homers and 31 RBI.
- In the NCAA Tournament, he slashed a team-leading .429/.451/.571 with two homers and 13 RBI in 11 games. He finished tied for the team lead in hits (21) during the Razorbacks' postseason run.
- In the College World Series, Stovall slashed .360/.360/.520 with one home run and a team-leading 10 RBI in five games.
- He racked up a season-high five hits, including a double, and tallied three RBI vs. Auburn in Omaha, becoming the first player with five hits in a College World Series game since UNC's Dustin Ackley (2009).



Razorback infielder and team captain **Peyton Stovall** will miss four-to-six weeks with a broken foot suffered during a preseason scrimmage.



Pitcher **Hagen Smith** is the first Razorback starting pitcher to earn All-SEC first-team honors since Ryne Stanek accomplished the feat in 2013.

BRADY T

- Junior **RHP Brady Tygart** is expected to be a mainstay in the Razorback rotation this season.
- Tygart made 10 appearances with six starts on the mound in 2023. Despite missing time due to an injury scare, he finished his sophomore season with a 3-1 record with a 3.20 ERA, 31 strikeouts and one save in 25.1 innings to earn All-America honors from the College Baseball Foundation.
- The Hernando, Miss., native allowed only 11 runs (nine earned) and issued only eight walks all season. He limited opposing hitters to .167 batting average.
- In SEC play, Tygart made four appearances (all starts) on the mound and posted a 1-0 record with a 1.80 ERA in 10.0 innings. He allowed just two runs while striking out 12 against conference opponents, and held opposing hitters to a minuscule .094 batting average.

GOT THAT WOOD

- Sophomore **RHP Gage Wood** is will play a key role in the Razorback bullpen this season.
- As a true freshman in 2023, Wood emerged as Arkansas' closer, going 2-0 with a 4.80 ERA, 42 strikeouts and a team-leading five saves in 30.0 innings of work.
- The Batesville, Ark., native limited opposing hitters to a meager .198 batting average during the season and earned a spot on the Freshman All-SEC Team at the year's end.
- All five of Wood's saves came in SEC play, and all five of his saves were of the multi-inning variety, including three three-inning saves.
- He became the fourth Arkansas freshman since 2003, Dave Van Horn's first year, to record five or more saves in a single season.

Year	Pitcher	Saves
2023	RHP Gage Wood	5
2022	RHP Brady Tygart	8
2011	RHP Nolan Sanburn	8
2010	RHP DJ Baxendale	7

- Entering 2024, Wood has been named to the preseason watch list for the National Collegiate Baseball Writers Association Stopper of the Year Award, given to the top relief pitcher in college baseball.

ALOHOGS

- Sophomore **INF Wehiwa Aloy** is a name you need to know.
- Aloy, a Sacramento State transfer, was a consensus Freshman All-American last season after slashing .376/.427/.662 on the season with 69 runs, 88 hits, 15 doubles, five triples, 14 homers and 46 RBI.
- Also named the Western Athletic Conference Freshman of the Year, he racked up 88 hits, including 15 doubles and five triples, with 69 runs scored during his rookie campaign in 2023.
- Aloy enters the 2024 season, his first with the Razorbacks, as a preseason All-American by the NCBWA. The right-handed hitting infielder also earned a spot alongside teammate **LHP Hagen Smith** on the preseason watch list for this year's Golden Spikes Award.
- Aloy is one of two Hawai'i natives, along with freshman **INF Nolan Souza**, on this year's Arkansas roster. He is one of three native-born Hawaiian student-athletes in Arkansas baseball history, including INF Rick Nomura (2015-16) and Souza.

FROM LUBBOCK TO FAYETTEVILLE

- Junior **LHP Mason Molina** was a big-time transfer portal pickup.
- The left-hander from Rancho Santa Margarita, Calif., started 16 games on the mound last season at Texas Tech, finishing with a 6-2 record and a 3.67 ERA over a team-high 83.1 innings to earn All-Big 12 honors at the year's end.
- Molina racked up a team-leading 108 strikeouts to go with just 35 walks on the year. He was the team leader in wins (6) while limiting opposing hitters to a .208 batting average.
- Molina's batterymate and fellow All-Big 12 performer junior **C Hudson White** also transferred to Arkansas during the offseason.
- The Keller, Texas, native played in 49 games last season at Texas Tech and slashed .296/.397/.550 with 11 homers and 49 RBI.
- During his freshman campaign in 2021, White was named the Big 12 Freshman of the Year and earned Freshman All-America honors from Collegiate Baseball and Perfect Game after hitting .260 on the year with 11 doubles, six home runs and 40 RBI.

POWERED BY THE PORTAL

- Head coach Dave Van Horn and the Razorbacks took full advantage of the transfer portal during the offseason, adding eight Division I transfers and one junior college transfer.

Player	Former School(s)
INF Wehiwa Aloy	Sacramento State
OF Will Edmunson	Hutchinson CC
LHP Stone Hewlett	Kansas
OF Ross Lovich	Missouri
LHP Mason Molina	Texas Tech
INF Jared Sprague-Lott	Richmond
INF/OF Jack Wagner	Kansas/Tarleton State
C Hudson White	Texas Tech
OF Ty Wilmsmeyer	Missouri

- Five of the Razorbacks' nine college transfers are expected to be in the Opening Day starting lineup, including **C Hudson White**, **INF Jared Sprague-Lott**, **INF Wehiwa Aloy**, **OF Ty Wilmsmeyer** and **INF/OF Jack Wagner**.
- Returning projected starters **INF Peyton Holt** (Crowder College) and **INF Ben McLaughlin** (Hutchinson CC) also transferred to Arkansas, with both attending a junior college before arriving in Fayetteville.
- OF Kendall Diggs** and **OF Jayson Jones**, meanwhile, are the Razorbacks' lone projected starters who were high school recruits.



Since the start of the 2017 season, Arkansas has recorded **289 total wins** – more wins than any other college baseball program in the country in that span.

MACHINE OF CONSISTENCY

- Since the start of the 2017 season, Arkansas has won more games than any other college baseball program in the country.

Team	Total Wins (2017 - '18 - '19 - '20 - '21 - '22 - '23)
Arkansas	289 (45 - 48 - 46 - 11 - 50 - 46 - 42)
Florida	285 (52 - 49 - 34 - 16 - 38 - 42 - 54)
Southern Miss	279 (50 - 44 - 40 - 12 - 40 - 47 - 46)
Oregon State	278 (56 - 55 - 34 - 16 - 37 - 48 - 41)
LSU	275 (52 - 39 - 40 - 12 - 38 - 40 - 54)
Vanderbilt	273 (36 - 35 - 59 - 13 - 49 - 39 - 42)
Tennessee	272 (27 - 29 - 40 - 15 - 50 - 57 - 44)

- Under Dave Van Horn, who is in his 22nd year as the Razorbacks' head coach, Arkansas has tallied seven 45-win seasons.

Season	Total Wins
2004	45
2012	46
2017	45
2018	48
2019	46
2021	50
2022	46

- Excluding the shortened 2020 season, the Hogs are the only SEC team, and one of only two teams in the country (along with Southern Miss), to record 40 or more wins in each of the last six full seasons.

Season	Overall Wins	SEC Wins
2017	45	18
2018	48	18
2019	46	20
2021	50	22
2022	46	18
2023	43	20

HISTORIC HOGS

- Arkansas, winners of the SEC Western Division in four of the past five full seasons, has won 18-plus SEC games in six consecutive seasons.
- LSU is the only other team in SEC history to record at least six consecutive seasons of 18 or more SEC victories. The Tigers accomplished the feat in 10 straight seasons from 1996-2005.

THE BIG 2-0

- Arkansas went 20-10 in SEC play in the 2023 regular season, finishing with 20 or more SEC victories for the fourth time in program history.

Year	SEC Record (Finish)
1999	22-8 (SEC overall champions)
2019	20-10 (SEC Western Division champions)
2021	22-8 (SEC overall champions)
2023	20-10 (SEC overall champions)

SEC TITLE TALK

- Arkansas head coach Dave Van Horn is one of only 11 head coaches in SEC history to win at least three SEC regular-season championships.

Coach	School	Championships
Skip Bertman	LSU	7
Kevin O'Sullivan	Florida	6
Tim Corbin	Vanderbilt	4
Paul Mainieri	LSU	4
Paul Gregory	Mississippi State	4
Paul Nix	Auburn	4
Tom Swayze	Ole Miss	4
Ray Tanner	South Carolina	3
Dave Van Horn	Arkansas	3

GONE STREAKING

- Arkansas has recorded had eight winning streaks of 10 or more games since head coach Dave Van Horn took over at the helm.

Winning Streak	Dates
16	March 7, 2020 - March 13, 2021
15	March 1-28, 2023
13	April 3-23, 2010
12	Feb. 11 - March 8, 2005
12	March 5-25, 2022
10	Feb. 11 - March 5, 2003
10	March 4-21, 2012
10	May 16 - June 5, 2021

- The Razorbacks' 15-game winning streak in 2023 was their longest in-season winning streak of the Van Horn era.
- It was also the longest in-season winning streak in program history since the Razorbacks won the first 18 games of the 1996 season.

HOME SWEET HOME

- Arkansas went 32-6 (.842 winning percentage) at Baum-Walker Stadium during its historic 2023 campaign.
- It marked the Razorbacks' fourth 30-win season at home since the stadium opened in 1996.
- Excluding 2020, the Hogs have won 28 games or more at home in six consecutive seasons, including a program-record 34 wins in 2018.

Year	Home Record	Overall Record (Postseason)
2017	29-8	45-19 (Regional)
2018	34-4	48-21 (College World Series)
2019	33-7	46-20 (College World Series)
2020	N/A	N/A
2021	30-8	50-13 (Super Regional)
2022	28-7	46-21 (College World Series)
2023	32-6	43-18 (Regional)

HOME WINS, HOME WINS AND MORE HOME WINS

- In order of winning percentage, here are the Razorbacks' top five records at home since Baum-Walker Stadium opened in 1996.

Year	Home Record	Winning Percentage
2018	34-4	.895
2023	32-6	.842
2019	33-7	.825
2022	28-7	.800
2004	31-7	.795

- Arkansas was off to an 11-2 start at home (.846 winning percentage) in 2020 before the season was canceled due to the pandemic.

HOGS BOASTS COLLEGIATE BASEBALL'S NO. 1 RECRUITING CLASS

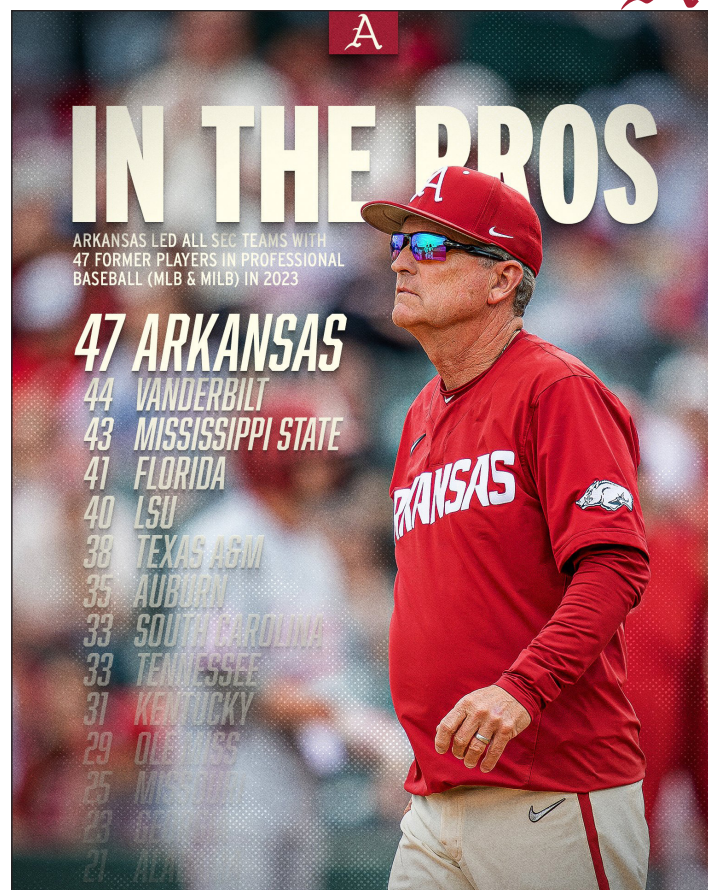
- For the first time in program history, head coach Dave Van Horn and the Hogs won Collegiate Baseball's national recruiting championship.
- Arkansas' star-studded 2023 recruiting class was named the nation's best by the publication, which released its top-50 class rankings on Tuesday, Sept. 26. The Hogs brought in 24 newcomers, including 14 freshmen, nine Division I transfers and one junior college product.
- This is the third year in a row that Arkansas has landed a top-five recruiting class as well as the program's fourth consecutive year with a top-10 recruiting class according to Collegiate Baseball.
- Arkansas is the only team in the country to earn a top-five recruiting class ranking in three consecutive years from Collegiate Baseball.
- The Hogs' 2021 and 2022 recruiting classes were lauded as the country's fourth-best and third-best, respectively.

J.B. & JOHNELLE HUNT FAMILY BASEBALL DEVELOPMENT CENTER

- The J.B. & Johnelle Hunt Family Baseball Development Center is a 49,000-square foot baseball performance facility, providing student-athletes with an expanded locker room, team meeting room, strength & conditioning center, training room, nutrition center, pitching development center and an in-venue batting tunnel.
- The one-of-a-kind facility, which opened ahead of the 2022 campaign, sits in the right-field corner of Baum-Walker Stadium.
- It also includes a tunnel to connect the facility to the first-base dugout and postgame press conference room.



The \$27 million, 49,000-square foot **J.B. & Johnelle Hunt Family Baseball Development Center** is the only one of its kind in all of college baseball.



Arkansas led all SEC teams with **47 former players** competing in professional baseball (MLB & MiLB) during the 2023 season.

PROHOGS

- 13 Hogs were on an MLB active roster during the 2023 season.

Player	Team	Draft Year
Brian Anderson	Milwaukee Brewers	2014
Jalen Beeks	Tampa Bay Rays	2014
Andrew Benintendi	Chicago White Sox	2015
Isaiah Campbell	Seattle Mariners	2019
Dominic Fletcher	Arizona Diamondbacks	2019
Zach Jackson	Oakland Athletics	2016
Dallas Keuchel	Minnesota Twins	2009
Heston Kjerstad	Baltimore Orioles	2020
James McCann	Baltimore Orioles	2011
Matt Reynolds	Cincinnati Reds	2012
Drew Smyly	Chicago Cubs	2010
Ryne Stanek	Houston Astros	2013
Trevor Stephan	Cleveland Guardians	2017

- Six (6) former Razorbacks have won a World Series championship.

Player	Team	Year
Dick Hughes	St. Louis Cardinals	1967
Eric Hinske (2x)	Boston Red Sox	2007
	New York Yankees	2009
Dallas Keuchel	Houston Astros	2017
Andrew Benintendi	Boston Red Sox	2018
Drew Smyly	Atlanta Braves	2021
Ryne Stanek	Houston Astros	2022



SERIES HISTORY

INSIDE THE SERIES: JAMES MADISON

Overall Series Record: 0-0
Record in Fayetteville, Ark.: 0-0

IN THE DVH ERA (2003-PRESENT): JAMES MADISON

Overall Series Record: 0-0
Record in Fayetteville, Ark.: 0-0

DATE	SITE	W/L	SCORE
2/16/24	Fayetteville, Ark.		
2/17/24	Fayetteville, Ark.		
2/18/24	Fayetteville, Ark.		
2/19/24	Fayetteville, Ark.		

BOX SCORE FROM PREVIOUS MEETING

HONORS & AWARDS

Wehiwa Aloy

NCBWA Preseason All-American (SS, Second Team)
Golden Spikes Award Preseason Watch List

Kendall Diggs

Coaches Preseason All-SEC (OF, First Team)

Mason Molina

NCBWA Preseason All-American (SP, Second Team)

Hagen Smith

Baseball America Preseason All-American (SP, First Team)
D1Baseball Preseason All-American (SP, First Team)
Perfect Game Preseason All-American (SP, First Team)
NCBWA Preseason All-American (SS, Second Team)
Baseball America Preseason SEC Pitcher of the Year
D1Baseball Preseason SEC Pitcher of the Year
Perfect Game Preseason SEC Pitcher of the Year
Coaches Preseason All-SEC (SP, First Team)
Golden Spikes Award Preseason Watch List

Gage Wood

NCBWA Stopper of the Year Award Preseason Watch List



Junior left-hander **Hagen Smith** enters the 2024 campaign as a preseason All-SEC first-team honoree, as well as a preseason All-American by Baseball America, D1Baseball, NCBWA and Perfect Game. Baseball America, D1Baseball and Perfect Game have also tabbed the Razorbacks' ace as the Preseason SEC Pitcher of the Year.

WEEK 1

SOUTHEASTERN CONFERENCE

AS OF FEB. 13

EASTERN DIVISION

	SEC	Pct.	GB	All	Pct.	Home	Away	Neutral	Div.	Top 25	Top 10	L10	Streak
Florida	0-0	-	-	0-0	-	0-0	0-0	0-0	0-0	0-0	0-0	0-0	-
Georgia	0-0	-	-	0-0	-	0-0	0-0	0-0	0-0	0-0	0-0	0-0	-
Kentucky	0-0	-	-	0-0	-	0-0	0-0	0-0	0-0	0-0	0-0	0-0	-
Missouri	0-0	-	-	0-0	-	0-0	0-0	0-0	0-0	0-0	0-0	0-0	-
South Carolina	0-0	-	-	0-0	-	0-0	0-0	0-0	0-0	0-0	0-0	0-0	-
Tennessee	0-0	-	-	0-0	-	0-0	0-0	0-0	0-0	0-0	0-0	0-0	-
Vanderbilt	0-0	-	-	0-0	-	0-0	0-0	0-0	0-0	0-0	0-0	0-0	-

WESTERN DIVISION

	SEC	Pct.	GB	All	Pct.	Home	Away	Neutral	Div.	Top 25	Top 10	L10	Streak
Alabama	0-0	-	-	0-0	-	0-0	0-0	0-0	0-0	0-0	0-0	0-0	-
Arkansas	0-0	-	-	0-0	-	0-0	0-0	0-0	0-0	0-0	0-0	0-0	-
Auburn	0-0	-	-	0-0	-	0-0	0-0	0-0	0-0	0-0	0-0	0-0	-
LSU	0-0	-	-	0-0	-	0-0	0-0	0-0	0-0	0-0	0-0	0-0	-
Ole Miss	0-0	-	-	0-0	-	0-0	0-0	0-0	0-0	0-0	0-0	0-0	-
Mississippi State	0-0	-	-	0-0	-	0-0	0-0	0-0	0-0	0-0	0-0	0-0	-
Texas A&M	0-0	-	-	0-0	-	0-0	0-0	0-0	0-0	0-0	0-0	0-0	-

SCHEDULE/RESULTS

Friday, Feb. 16

UNC Asheville at Georgia - 3 p.m. [SECN+]

Kentucky at USC Upstate - 3 p.m. [ESPN+]

VMI at #2 LSU - 3 p.m. [SECN+]

James Madison at #2 Arkansas - 3 p.m. [SECN+]

Miami (OH) at #13 South Carolina - 4 p.m. [SECN+]

College of Manhattan at #17 Alabama - 5 p.m. [SECN+]

Air Force at Mississippi State - 5 p.m. [SECN+]

Florida Atlantic at #6 Vanderbilt - 5:30 p.m. [SECN+]

St. John's at #2 Florida - 6:30 p.m. [SECN+]

McNeese State at #7 Texas A&M - 7 p.m. [SECN+]

#5 Tennessee vs. #18 Texas Tech - 8 p.m. [FloBaseball]

(Arlington, Texas - Shriner's Children's College Baseball Showdown)

Missouri at Cal Poly - 9 p.m. [ESPN+]

Ole Miss at Hawaii - 11:35 p.m. [ESPN+]

Eastern Kentucky at #15 Auburn - TBA [SECN+]

Saturday, Feb. 17

Miami (OH) at #13 South Carolina - 12 p.m. [SECN+]

Eastern Kentucky at #15 Auburn - 2 p.m. [SECN+]

Kentucky at USC Upstate - 2 p.m.

Central Arkansas at #2 LSU - 2 p.m. [SECN+]

College of Manhattan at #17 Alabama - 3 p.m. [SECN+]

James Madison at #2 Arkansas - 3 p.m. [SECN+]

UNC Asheville at Georgia - 3 p.m. [SECN+]

Air Force at Mississippi State - 3 p.m. [SECN+]

McNeese State at #7 Texas A&M - 3 p.m. [SECN+]

Florida Atlantic at #6 Vanderbilt - 3 p.m. [SECN+]

St. John's at #2 Florida - 4 p.m. [SECN+]

Missouri at Cal Poly - 6 p.m. [ESPN+]

Ole Miss at Hawaii (DH) - 6:05 p.m.

#5 Tennessee vs. Oklahoma - 8 p.m. [FloBaseball]

(Arlington, Texas - Shriner's Children's College Baseball Showdown)

Sunday, Feb. 18

St. John's at #2 Florida - 1 p.m. [SECN+]

UNC Asheville at Georgia - 1 p.m. [SECN+]

Kentucky at USC Upstate - 1 p.m. [ESPN+]

Miami (OH) at #13 South Carolina - 1:30 p.m. [SECN+]

College of Manhattan at #17 Alabama - 2 p.m. [SECN+]

James Madison at #2 Arkansas - 2 p.m. [SECN+]

Eastern Kentucky at #15 Auburn - 2 p.m. [SECN+]

VMI at #2 LSU - 2 p.m. [SECN+]

Air Force at Mississippi State - 2 p.m. [SECN+]

McNeese State at #7 Texas A&M - 2 p.m. [SECN+]

Florida Atlantic at #6 Vanderbilt - 3 p.m. [SECN+]

Missouri at Cal Poly - 4 p.m. [ESPN+]

Ole Miss at Hawaii - 6:05 p.m.

#5 Tennessee vs. Baylor - 7:30 p.m. [FloBaseball]

(Arlington, Texas - Shriner's Children's College Baseball Showdown)

Monday, Feb. 19

James Madison at #2 Arkansas - 1 p.m. [SECN+]

Central Arkansas at #2 LSU - 3 p.m. [SECN+]

Missouri at Cal Poly - 4 p.m. [ESPN+]

All times Eastern; Rankings reflect highest among major polls



WEEK 1

SOUTHEASTERN CONFERENCE

AS OF FEB. 13

ACTIVE CAREER LEADERS

Runs Scored

1.	Mac Bingham*, LSU	151
2.	Clayton Chadwick*, Georgia	131
	Ethan Groff*, Ole Miss	131
4.	Max Grant*, Alabama	128
	Grant Smith*, Kentucky	128
	Jared Sprague-Lott*, Arkansas	128
7.	Amani Larry*, Mississippi State	126
8.	Treyson Hughes*, Ole Miss	122
9.	Braden Montgomery*, Texas A&M	120
10.	Tommy White*, LSU	118

Wins

1.	Ty Good*, South Carolina	25
2.	Drew Beam, Tennessee	17
	Devin Futrell, Vanderbilt	17
	Trey Pooser*, Kentucky	17
5.	Dominic Niman*, Kentucky	16
6.	Hagen Smith, Arkansas	15
7.	Tyler Davis*, Mississippi State	14
8.	Carter Holton, Vanderbilt	12
	Carter Rustad*, Missouri	12
10.	Brandt Pancer*, Georgia	11
	Will McEntire, Arkansas	11

Saves

1.	Zach DeVito*, Georgia	14
	Brandon Neely, Florida	14
3.	Chris Veach*, South Carolina	10
4.	Brady Tygart, Arkansas	9
	Ryan Slater, Florida	9
	AJ Causey*, Tennessee	9
7.	Alton Davis, Alabama	8
8.	Justin Loer*, LSU	7
	Brandt Pancer*, Georgia	7
10.	Five tied	5

Strikeouts

1.	Ty Good*, South Carolina	274
2.	Hagen Smith, Arkansas	199
3.	Dominic Niman*, Kentucky	189
4.	Bobby Alcock*, Alabama	185
5.	Trey Pooser*, Kentucky	179
	Mason Molina*, Arkansas	179
7.	Daniel Padysak*, Georgia	160
8.	Colson Buchanan*, Alabama	156
9.	Carter Holton, Vanderbilt	153
10.	Drew Beam, Tennessee	150

Innings Pitched

1.	Ty Good*, South Carolina	247.0
2.	Trey Pooser*, Kentucky	220.0
3.	Dominic Niman*, Kentucky	213.0
4.	Daniel Padysak*, Georgia	167.1
5.	Drew Beam, Tennessee	160.1
6.	Bobby Alcock*, Alabama	156.2
7.	Hagen Smith, Arkansas	149.0
8.	Coulson Buchanan*, Alabama	147.2
9.	Devin Futrell, Vanderbilt	147.0
10.	Will McEntire, Arkansas	143.2

* - Indicates stats from a previous non-SEC school are included

GENERAL INFORMATION

Location.....	Fayetteville, Ark.
Founded.....	1871
Enrollment.....	30,936
Nickname.....	Razorbacks
School Colors.....	Cardinal (PMS 201) and White
Conference.....	Southeastern (SEC)
System President.....	Dr. Donald R. Bobbitt (Arkansas, 1980)
Chancellor.....	Dr. Charles Robinson (Houston, 1987)
Athletics Director.....	Hunter Yurachek (Guilford, 1990)
Faculty Athletic Rep.....	Paul Adams (LSU, 1992)
Athletics Website.....	ArkansasRazorbacks.com
Athletic Department Phone.....	(479) 575-6533
Ticket Office Phone.....	(479) 575-5151

BAUM-WALKER STADIUM

Home Facility.....	Baum-Walker Stadium at George Cole Field
Capacity.....	11,121 (8,237 Chairbacks)
Largest Crowd (actual).....	12,167 vs. Missouri State (June 6, 2015)
Stadium Opening.....	April 13, 1996
Dedication.....	May 3, 1996
Field Dimensions.....	LL - 320, LC - 375, CF - 400, RC - 365, RL - 312
Surface.....	Grass

COACHES & SUPPORT STAFF

Head Coach.....	Dave Van Horn (Arkansas, 1988)
Record at Arkansas.....	839-441 (21 seasons, .656)
Overall Division I Record.....	1,159-598 (29 seasons, .660)
Overall as a Head Coach.....	1,424-681 (35 seasons, .677)
DI Postseason Appearances (Total/at Arkansas).....	23/19
College World Series Appearances (Total/at Arkansas).....	9/7
(Neb: 2001, 2002; Ark: 2004, 2009, 2012, 2015, 2018, 2019, 2022)	
Assistant Coach/Recruiting Coordinator.....	Nate Thompson (Dallas Baptist, 2006)
Assistant Coach.....	Matt Hobbs (Missouri, 2002)
Assistant Coach.....	Bobby Wernes (Arkansas, 2018)
Director of Baseball Operations.....	Clay Goodwin (Arkansas, 2005)
Director of Strength & Conditioning.....	Hunter Bell (Arkansas-Monticello, 2018)
Director of Video & Scouting.....	Zach Barr (Arkansas, 2017)
Director of Analytics.....	DJ Baxendale (Arkansas, 2019)
Athletic Trainer.....	Corey Wood (East Carolina, 2008)
Equipment Manager.....	Mark Taylor (Ouachita Baptist, 1988)
Graduate Manager.....	John McElroy
Student Managers.....	Ryan Cleinmark, Bryson Halford, Owen Hoover, Zane Ramey, Matthew Schluterman, Matt Wheeler
Sports Information Director.....	Oliver Grigg (Tulane, 2017)
Sports Nutritionist.....	Lauren Lyons (Saint Louis, 2017)
Sport Administrator.....	Kevin Trainor (Arkansas, 1994)
Administrative Assistant.....	Kelly Moore (Arkansas, 2004)

HISTORY

First Year of Arkansas Baseball.....	1897
Years of Varsity Baseball at Arkansas.....	102
(1897, 1901-03, 05, 08-16, 19-20, 22-29, 47-2024)	
All-Time Program Record.....	2,392-1,461-6 (.621)
All-Time Conference Record/Years.....	SEC: 477-423 (.530)/31
SWC: 249-190 (.567)/23	
Combined: 726-613 (.542)/54	
Conference Titles/Years.....	SEC Overall: 4/1999, 2004, 2021, 2023
SEC Western Division: 8/1999, 2004, 2007, 2011, 2018, 2019, 2021, 2023	
SWC: 2/1989, 1990	
Conference Tournament Record/Years.....	SEC: 40-45 (.471)/27
SWC: 18-25 (.419)/14	
Combined: 58-70 (.453)/41	
Conference Tournament Titles/Years.....	SEC: 1/2021
SWC: 1/1985	
NCAA Postseason Appearances.....	34
(1973, 79-80, 83, 85-90, 95-96, 98-99, 2002-15, 2017-19, 2021-23)	
NCAA Postseason Record.....	102-77 (.570)
College World Series Appearances.....	11
(1979, 1985, 1987, 1989, 2004, 2009, 2012, 2015, 2018, 2019, 2022)	
College World Series Record.....	18-22 (.450)
NCAA Super Regional Appearances.....	10
(2002, 2004, 2009, 2010, 2012, 2015, 2018, 2019, 2021, 2022)	
NCAA Super Regional Record.....	16-10 (.615)
NCAA Regional Appearances.....	33
NCAA Regional Record.....	68-45 (.602)
Overall NCAA Regional Hosts.....	10 (1999, 2004, 2006, 2007, 2010, 2017, 2018, 2019, 2021, 2023)
Best NCAA Finish.....	1979 and 2018 National Runner-Up

TEAM INFORMATION

2023 Overall Record.....	43-18
Home.....	32-6
Away.....	7-9
Neutral.....	4-3
SEC Record.....	20-10
SEC Finish.....	T-1st Overall
SEC Tournament.....	T-3rd
Postseason.....	NCAA Regional
Lettermen Returning/Lost.....	20/13
Position Starters (including DH) Returning/Lost.....	3/6
Pitchers Returning/Lost.....	11/5
Newcomers/Redshirts.....	22/1
Captains.....	OF Kendall Diggs, LHP Hagen Smith, INF Peyton Stovall

TOP RETURNING POSITION PLAYERS

Kendall Diggs	OF	Jr.	.299/.436/.547, 51 R, 12 2B, 1 3B, 12 HR, 63 RBI, 1 SB
Peyton Holt	INF/OF	Sr.	.392/.489/.581, 24 R, 4 2B, 2 3B, 2 HR, 17 RBI, 6 SB
Ben McLaughlin	INF	Sr.	.346/.442/.487, 12 R, 3 2B, 1 3B, 2 HR, 14 RBI
Peyton Stovall	INF	Jr.	.253/.330/.393, 30 R, 4 2B, 1 3B, 5 HR, 31 RBI, 3 SB

TOP RETURNING PITCHERS

Will McEntire	RHP	R-Sr.	8-3, 5.07 ERA, 87.0 IP, 83 SO, 2 SV
Hagen Smith	LHP	Jr.	8-2, 3.64 ERA, 71.2 IP, 109 SO, 2 SV
Brady Tygart	RHP	Jr.	3-1, 3.20 ERA, 25.1 IP, 31 SO, 1 SV
Gage Wood	RHP	So.	2-0, 4.80 ERA, 30.0 IP, 42 SO, 5 SV

TOP NEWCOMERS

Wehiwa Aloy	INF	So.	Wailuku, Hawai'i (Sacramento State)
Hunter Dietz	LHP	Fr.	Trinity, Fla. (Calvary Christian HS)
Colin Fisher	LHP	Fr.	Noble, Okla. (Noble HS)
Gabe Gaeckle	RHP	Fr.	Aptos, Calif. (Aptos HS)
Ryder Helfrick	C	Fr.	Discovery Bay, Calif. (Clayton Valley Charter HS)
Mason Molina	LHP	Jr.	Rancho Santa Margarita, Calif. (Texas Tech)
Nolan Souza	INF	Fr.	Honolulu, Hawai'i (Punahou School)
Jack Wagner	INF/OF	Grad.	Wichita, Kan. (Tarleton State)
Hudson White	C	Jr.	Keller, Texas (Texas Tech)
Ty Wilmsmeyer	OF	Grad.	Springfield, Mo. (Missouri)



Arkansas ace **Hagen Smith**, one of the Hogs' three team captains, went 8-2 with a 3.64 ERA, a team-leading 109 strikeouts and two saves in 71 2/3 innings of work as a sophomore in 2023.



Baseball America

Preseason

1. Wake Forest
2. LSU
3. **Arkansas**
4. Florida
5. Oregon State
6. TCU
7. Vanderbilt
8. Tennessee
9. Clemson
10. Virginia
11. Texas A&M
12. South Carolina
13. Texas
14. East Carolina
15. Stanford
16. Duke
17. North Carolina
18. Texas Tech
19. Coastal Carolina
20. Iowa
21. Oklahoma State
22. NC State
23. Auburn
24. Northeastern
25. UC Irvine

D1Baseball

Preseason

1. Wake Forest
2. Florida
3. **Arkansas**
4. LSU
5. TCU
6. Vanderbilt
7. Oregon State
8. Texas A&M
9. Tennessee
10. Clemson
11. East Carolina
12. Duke
13. NC State
14. Virginia
15. North Carolina
16. Texas
17. UC Santa Barbara
18. Coastal Carolina
19. Alabama
20. Iowa
21. Texas Tech
22. UCLA
23. Northeastern
24. Kansas State
25. South Carolina

Perfect Game

Preseason

1. Wake Forest
2. **Arkansas**
3. LSU
4. Florida
5. TCU
6. Vanderbilt
7. Texas A&M
8. Texas
9. Oregon State
10. Virginia
11. Tennessee
12. Stanford
13. South Carolina
14. North Carolina
15. Auburn
16. Iowa
17. East Carolina
18. UCLA
19. NC State
20. Kansas State
21. Clemson
22. Oklahoma State
23. Duke
24. UC Santa Barbara
25. Coastal Carolina

USA Today Coaches

Preseason

1. Wake Forest
2. LSU
3. Florida
4. **Arkansas**
5. TCU
6. Vanderbilt
7. Oregon State
8. Tennessee
9. Clemson
10. Texas A&M
11. Virginia
12. East Carolina
13. Texas
14. Duke
15. North Carolina
16. NC State
17. Alabama
18. UC Santa Barbara
18. Coastal Carolina
20. Iowa
21. South Carolina
22. Texas Tech
23. Stanford
24. UCLA
25. Northeastern

NCBWA

Preseason

1. Wake Forest
2. LSU
3. Florida
4. **Arkansas**
5. Tennessee
6. TCU
7. Vanderbilt
8. Oregon State
9. Texas
10. Texas A&M
11. Virginia
12. Clemson
13. East Carolina
14. Duke
15. South Carolina
16. North Carolina
17. Stanford
18. NC State
19. Coastal Carolina
20. Texas Tech
21. Iowa
22. UCLA
23. Alabama
24. UC Santa Barbara
25. Auburn
26. Oral Roberts
27. Kansas State
28. Northeastern
29. Oklahoma State
30. Southern Miss

ARKANSAS IN THE POLLS

	BA	D1Baseball	PG	USA Today	NCBWA
Preseason	3	3	2	4	4
Feb. 19.....					
Feb. 26.....					
March 4.....					
March 11.....					
March 18.....					
March 25.....					
April 1.....					
April 8.....					
April 15.....					
April 22.....					
April 29.....					
May 6.....					
May 13.....					
May 20.....					
May 27.....					
June 4.....					
June 11.....					
Final					
BA - Baseball America					
D1 - D1Baseball.com					
PG - Perfect Game					
USA TODAY - USA Today Coaches Poll					
NCBWA - National Collegiate Baseball Writers Association					



||| HEAD COACH DAVE VAN HORN

DAVE
VAN HORN

COACH

OF THE YEAR

2004 • 2021 • 2023



Dave Van Horn, the three-time SEC Coach of the Year, is in his 22nd season at the helm of the Arkansas baseball program.

In his time as Head Hog, Van Horn has elevated Arkansas into one of the nation's premier teams. Van Horn has led the Razorbacks to seven College World Series appearances, 19 NCAA Tournament berths, three SEC overall titles, seven SEC Western Division championships, one SEC Tournament title and a total of 839 wins, including 333 SEC victories.

Since returning to his alma mater to take over for retiring legendary Arkansas head baseball coach Norm DeBriyn, Van Horn has continued to successfully field nationally competitive teams while also grooming two Golden Spikes Award and Dick Howser Trophy winners in outfielder Andrew Benintendi (2015) and pitcher Kevin Kopps (2021) as well as numerous All-Americans, all-conference performers and future professional baseball players. Under his guidance, 32 Razorbacks have earned All-America honors, 46 have garnered All-SEC recognition and 136 have heard their names called in the Major League Baseball draft.

The second-winningest coach in Arkansas history, Van Horn has led the Razorbacks to 839 wins, including 333 SEC victories, entering the 2024 season. He is one of only five head coaches in college baseball history, along with Ron Polk, Mike Bianco, Skip Bertman and Tim Corbin, with 300 or more SEC wins in their career.

Including his years at Nebraska, Northwestern State and Central Missouri State, Van Horn's 1,210 wins at four-year institutions rank sixth-most among all active Division I head coaches. Including his 214 wins at Texarkana Community College, Van Horn's 1,424 overall wins are the most among all active Division I head coaches.

HOGS VS. 2024 OPPONENTS UNDER DVH

	W-L	Home	Away	Neutral
Alabama	37-29	21-9	14-16	2-4
Arkansas State	3-0	3-0	0-0	0-0
Auburn	39-23	20-10	17-13	2-0
Florida	29-23	13-5	10-14	6-4
Georgia	24-20	14-7	9-11	1-2
Grambling	10-0	10-0	0-0	0-0
James Madison	0-0	0-0	0-0	0-0
Kentucky	29-13	16-5	13-8	0-0
Little Rock	4-2	4-2	0-0	0-0
LSU	27-44	14-16	11-19	2-9
McNeese State	5-1	3-1	2-0	0-0
Michigan	0-0	0-0	0-0	0-0
Mississippi State	36-28	18-12	16-14	2-2
Missouri	14-4	7-2	7-2	0-0
Missouri State	20-11	12-8	8-3	0-0
Murray State	3-0	3-0	0-0	0-0
Oklahoma State	8-7	2-3	4-3	2-1
Ole Miss	34-43	14-19	13-17	7-7
Omaha	2-0	2-0	0-0	0-0
Oral Roberts	16-6	10-3	5-3	1-0
Oregon State	1-2	0-0	0-0	1-2
San Jose State	0-0	0-0	0-0	0-0
South Carolina	30-22	14-9	12-10	4-3
Texas A&M	22-15	13-5	7-9	2-1
Texas Tech	5-1	1-0	0-0	4-1
UAPB	5-0	5-0	0-0	0-0
UCA	4-0	3-0	0-0	1-0

PERSONAL

Born: Sept. 17, 1960
Hometown: Kansas City, Mo.
Alma Mater: Arkansas (1988)
Masters of Science: East Texas State (1992)
Wife: Karen
Children: Hollan, Mariel
Named Head Coach at Arkansas: June 21, 2002

PLAYING HISTORY

1982-84 Atlanta Braves Organization
1982 MLB Draft: 10th Round (Atlanta Braves)
1982 Arkansas
1981 MLB Draft: 10th Round (Chicago White Sox)
1980-81 McLennan Community College

COACHING HONORS

2023 SEC Coach of the Year
2021 SEC Coach of the Year
2004 SEC Coach of the Year
2001 Baseball America National Coach of the Year
2001 BIG 12 Coach of the Year
2001 ABCA Midwest Region Coach of the Year
2000 ABCA Midwest Region Coach of the Year
1997 Southland Coach of the Year
1995 Southland Coach of the Year
1994 NCAA Division II Coach of the Year
1994 ABCA Central Region Coach of the Year

HALL OF FAME

2019 Arkansas Sports Hall of Fame
2013 Winnetonka High School Hall of Fame
2012 Ban Johnson League Hall of Fame
2001 Central Missouri State Hall of Fame


VAN HORN'S CAREER NUMBERS

Year	School	Record	Pct.	Conf.	Place	Conf. Tourn.	NCAA
1989	Texarkana CC	39-18	.684	N/A	N/A	N/A	--
1990	Texarkana CC	44-14	.759	N/A	N/A	N/A	--
1991	Texarkana CC	45-12	.789	N/A	N/A	N/A	--
1992	Texarkana CC	48-10	.827	N/A	1st	N/A	--
1993	Texarkana CC	38-18	.678	N/A	N/A	N/A	--
	<i>Total</i>	<i>214-72</i>	<i>.748</i>	--	--	--	--
1994	Central Missouri St.	51-11	.823	15-1	1st (Div.)	1st (4-1)	NCAA DII Champs
	<i>Total</i>	<i>51-11</i>	<i>.823</i>	<i>15-1</i>	--	<i>1 (4-1)</i>	--
1995	Northwestern St.	37-15	.711	19-5	1st	DNP (0-2)	--
1996	Northwestern St.	34-27	.557	14-16	2nd (Div.)	2nd (3-2)	--
1997	Northwestern St.	35-23	.603	19-9	1st	DNP (0-2)	--
	<i>Total</i>	<i>106-65</i>	<i>.620</i>	<i>52-30</i>	--	<i>3 (3-6)</i>	--
1998	Nebraska	24-20	.545	10-13	7th	DNQ	DNQ
1999	Nebraska	42-18	.700	16-9	5th	1st (4-0)	NCAA (1-2)
2000	Nebraska	51-17	.750	21-9	2nd	1st (5-1)	NCAA (4-2)
2001	Nebraska	50-16	.758	20-8	1st	1st (4-0)	CWS (5-2)
2002	Nebraska	47-21	.691	16-11	2nd	2nd (3-1)	CWS (5-3)
	<i>Total</i>	<i>214-92</i>	<i>.699</i>	<i>67-39</i>	--	<i>4 (16-2)</i>	<i>4 (15-9)</i>
2003	Arkansas	35-22	.612	14-16	6th West	T-7th (0-2)	NCAA (1-2)
2004	Arkansas	45-24	.652	19-11	T-1st Overall	4th (2-2)	CWS (6-3)
2005	Arkansas	39-22	.636	13-17	T-5th West	T-7th (0-2)	NCAA (2-2)
2006	Arkansas	39-21	.650	18-12	2nd West	T-7th (0-2)	NCAA (1-2)
2007	Arkansas	43-21	.672	18-12	1st West	2nd (3-1)	NCAA (2-2)
2008	Arkansas	34-24	.586	14-15	4th West	DNQ	NCAA (0-2)
2009	Arkansas	41-24	.631	14-15	4th West	4th (2-2)	CWS (7-2)
2010	Arkansas	43-21	.672	18-12	2nd West	T-7th (0-2)	NCAA (3-3)
2011	Arkansas	40-22	.645	15-15	1st West	T-3rd (2-2)	NCAA (2-2)
2012	Arkansas	46-22	.676	16-14	T-2nd West	T-9th (0-2)	CWS (7-3)
2013	Arkansas	39-22	.639	18-11	2nd West	T-3rd (2-1)	NCAA (2-2)
2014	Arkansas	40-25	.615	16-14	4th West	T-3rd (3-2)	NCAA (2-2)
2015	Arkansas	40-25	.615	17-12	3rd West	T-5th (2-2)	CWS (5-3)
2016	Arkansas	26-29	.473	7-23	7th West	DNQ	DNQ
2017	Arkansas	45-19	.703	18-11	2nd West	2nd (3-2)	NCAA (3-2)
2018	Arkansas	48-21	.696	18-12	T-1st West	T-3rd (2-1)	CWS Runner-Up (9-3)
2019	Arkansas	46-20	.697	20-10	T-1st West	T-5th (1-2)	CWS (5-3)
2020	Arkansas	11-5	.688	0-0	--	--	--
2021	Arkansas	50-13	.794	22-8	1st Overall	1st (4-0)	NCAA (4-3)
2022	Arkansas	46-21	.687	18-12	2nd West	T-7th (0-2)	CWS (8-3)
2023	Arkansas	43-18	.705	20-10	T-1st Overall	T-3rd (2-1)	NCAA (2-2)
	<i>Total</i>	<i>839-441</i>	<i>.656</i>	<i>333-262</i>	--	<i>18 (28-30)</i>	<i>19 (71-46)</i>
<i>Career Totals</i>		<i>1,424-681</i>	<i>.677</i>	<i>467-332</i>	--	<i>51-39 (.567)</i>	<i>86-55 (.610)</i>

A ||| THE ARKANSAS RAZORBACKS



TY WILMSMEYER
Grad. • 6-2 • 185 • R/R
OF • Springfield, Mo.



NOLAN SOUZA
Fr. • 6-3 • 220 • L/R
INF • Honolulu, Hawai'i




JACK WAGNER
Grad. • 6-0 • 210 • R/R
INF/OF • Wichita, Kan.



KENDALL DIGGS
Jr. • 6-0 • 210 • L/R
OF • Olathe, Kan.




BEN McLAUGHLIN
Sr. • 6-3 • 200 • L/R
INF • Golden, Colo.




HUDSON WHITE
Jr. • 6-1 • 200 • R/R
C • Keller, Texas




WEHIWA ALOY
So. • 6-2 • 200 • R/R
INF • Wailuku, Hawai'i



PEYTON STOVALL
Jr. • 5-11 • 200 • L/R
INF • Houghton, La.



JAEWOO CHO
Fr. • 6-3 • 220 • R/R
RHP • Seoul, South Korea



JARED SPRAGUE-LOTT
Sr. • 6-0 • 195 • R/R
INF • Philadelphia, Pa.




JAYSON JONES
So. • 6-2 • 215 • R/R
INF/OF • Savannah, Texas




ROSS LOVICH
Sr. • 6-0 • 185 • L/L
OF • Overland Park, Kan.



HUDSON POLK
Sr. • 6-1 • 210 • R/R
C • Coppell, Texas



HUNTER GRIMES
R-Sr. • 6-1 • 185 • R/R
OF • Kerrville, Texas



REESE ROBINETT
So. • 6-3 • 220 • L/R
INF • Kennett, Mo.



WILL EDMANSON
Jr. • 6-1 • 195 • R/R
OF • Luther, Okla.



GABE GAECKLE
Fr. • 6-0 • 195 • R/R
RHP • Aptos, Calif.



MASON MOLINA
Jr. • 6-2 • 230 • R/L
LHP • Rancho Santa Margarita, Calif.




TY WAID
Fr. • 6-2 • 225 • R/R
INF/OF • Texarkana, Ark.




PEYTON HOLT
Sr. • 5-10 • 205 • R/R
INF/OF • Greenwood, Ark.



BRADY TYGART
Jr. • 6-2 • 215 • R/R
RHP • Hernando, Miss.



TATE MCGUIRE
Fr. • 6-3 • 210 • R/R
RHP • Liberty, Mo.



RYDER HELFRICK
Fr. • 6-1 • 205 • R/R
C • Discovery Bay, Calif.



KOTY FRANK
Grad. • 6-2 • 225 • R/R
RHP • Tushka, Okla.



DYLAN CARTER
R-Jr. • 6-2 • 225 • R/R
RHP • Bentonville, Ark.




HUNTER DIETZ
Fr. • 6-6 • 230 • R/L
LHP • Trinity, Fla.




HAGEN SMITH
Jr. • 6-3 • 225 • L/L
LHP • Bullard, Texas




DIEGO RAMOS
Fr. • 6-3 • 205 • S/R
RHP • Vian, Okla.




PARKER COIL
So. • 6-3 • 190 • R/L
LHP • Edmond, Okla.



JAKE FAHERTY
Jr. • 6-3 • 185 • R/R
RHP • Georgetown, Ky.



COLIN FISHER
Fr. • 6-3 • 225 • L/L
LHP • Noble, Okla.




TUCKER HOLLAND
Fr. • 6-6 • 235 • R/L
LHP • Fayetteville, N.C.



BEN BYBEE
So. • 6-6 • 235 • R/R
RHP • Overland Park, Kan.




WILL MCENTIRE
R-Sr. • 6-4 • 225 • L/R
RHP • Bryant, Ark.




KADE SMITH
Fr. • 6-0 • 200 • R/R
OF • Searcy, Ark.




PARKER ROWLAND
Sr. • 6-3 • 215 • S/R
C • Tulsa, Okla.



GAGE WOOD
So. • 6-0 • 205 • R/R
RHP • Batesville, Ark.



CHRISTIAN FOUTCH
So. • 6-3 • 230 • R/R
RHP • Littleton, Colo.



COOPER DOSSETT
So. • 6-0 • 200 • R/R
RHP • Springdale, Ark.



STONE HEWLETT
Sr. • 6-1 • 195 • L/L
LHP • Leawood, Kan.



JACK SMITH
Fr. • 6-4 • 225 • L/L
LHP • Moulton, Ala.




JOSH HYNEMAN
R-Fr. • 6-4 • 240 • R/R
RHP • Jonesboro, Ark.




ADAM HACHMAN
Fr. • 6-5 • 245 • L/L
LHP • Wentzville, Mo.




DAVE VAN HORN
Head Coach
22nd Season



NATE THOMPSON
Assistant Coach
7th Season



MATT HOBBS
Assistant Coach
6th Season



BOBBY WERNES
Assistant Coach
4th Season



CLAY GOODWIN
Director of Operations
17th Season



No.	Player	Pos.	Yr.	Ht.	Wt.	B/T	Hometown / High School / Previous School
1	Ty Wilmsmeyer	OF	Grad.	6-2	185	R/R	Springfield, Mo. / Glendale HS / Missouri
3	Nolan Souza	INF	Fr.	6-3	220	L/R	Honolulu, Hawaii / Punahou School
4	Jack Wagner	INF/OF	Grad.	6-0	210	R/R	Wichita, Kan. / Maize South HS / Kansas / Tarleton State
5	Kendall Diggs	OF	Jr.	6-0	210	L/R	Olathe, Kan. / Saint Thomas Aquinas HS
6	Ben McLaughlin	INF	Sr.	6-3	210	L/R	Golden, Colo. / Golden HS / Hutchinson CC
8	Hudson White	C	Jr.	6-1	200	R/R	Keller, Texas / Byron Nelson HS / Texas Tech
9	Wehiwa Aloy	INF	So.	6-2	200	R/R	Wailuku, Hawaii / H.P. Baldwin HS / Sacramento State
10	Peyton Stovall	INF	Jr.	5-11	200	L/R	Haughton, La. / Haughton HS
11	Jaewoo Cho	RHP	Fr.	6-3	220	R/R	Seoul, South Korea / IMG Academy
12	Jared Sprague-Lott	INF	Sr.	6-0	195	R/R	Philadelphia, Pa. / Springside Chestnut Hill Academy / Richmond
13	Jayson Jones	INF/OF	So.	6-2	215	R/R	Savannah, Texas / Braswell HS
14	Ross Lovich	OF	Sr.	6-0	185	L/L	Overland Park, Kan. / Blue Valley West HS / Missouri
16	Hudson Polk	C	Sr.	6-1	210	R/R	Coppell, Texas / Coppell HS / Oklahoma
17	Hunter Grimes	OF	R-Sr.	6-1	185	R/R	Kerrville, Texas / Tivy HS / UTSA / McLennan CC
18	Reese Robinett	INF	So.	6-3	220	L/R	Kennett, Mo. / Kennett HS
19	Will Edmunson	OF	Jr.	6-1	195	R/R	Luther, Okla. / Homeschool / Hutchinson CC
20	Gabe Gaeckle	RHP	Fr.	6-0	195	R/R	Aptos, Calif. / Aptos HS
21	Mason Molina	LHP	Jr.	6-2	230	R/L	Rancho Santa Margarita, Calif. / Trabuco Hills HS / Texas Tech
22	Ty Waid	INF/OF	Fr.	6-2	225	R/R	Texarkana, Ark. / Arkansas HS
24	Peyton Holt	INF/OF	Sr.	5-10	205	R/R	Greenwood, Ark. / Greenwood HS / Crowder College
25	Brady Tygart	RHP	Jr.	6-2	215	R/R	Hernando, Miss. / Lewisburg HS
26	Tate McGuire	RHP	Fr.	6-3	210	R/R	Liberty, Mo. / Liberty North HS
27	Ryder Helfrick	C	Fr.	6-1	205	R/R	Discovery Bay, Calif. / Clayton Valley Charter HS
28	Koty Frank	RHP	Grad.	6-2	225	R/R	Tushka, Okla. / Tushka HS / Eastern Oklahoma State College / Nebraska
31	Dylan Carter	RHP	R-Jr.	6-2	225	R/R	Bentonville, Ark. / Bentonville West HS / Crowder College
32	Hunter Dietz	LHP	Fr.	6-6	230	R/L	Trinity, Fla. / Calvary Christian HS
33	Hagen Smith	LHP	Jr.	6-3	225	L/L	Bullard, Texas / Bullard HS
34	Diego Ramos	RHP	Fr.	6-3	205	S/R	Vian, Okla. / Vian HS
36	Parker Coil	LHP	So.	6-3	190	R/L	Edmond, Okla. / Edmond Memorial HS
37	Jake Faherty	RHP	Jr.	6-3	185	R/R	Georgetown, Ky. / Great Crossing HS
38	Colin Fisher	LHP	Fr.	6-3	225	L/L	Noble, Okla. / Noble HS
39	Tucker Holland	LHP	Fr.	6-6	235	R/L	Fayetteville, N.C. / The Burlington School
40	Ben Bybee	RHP	So.	6-6	235	R/R	Overland Park, Kan. / Blue Valley Southwest HS
41	Will McEntire	RHP	R-Sr.	6-4	225	L/R	Bryant, Ark. / Bryant HS
43	Kade Smith	OF	Fr.	6-0	200	R/R	Searcy, Ark. / Harding Academy
44	Parker Rowland	C	Sr.	6-3	215	S/R	Tulsa, Okla. / Bishop Kelley HS / Arkansas State / Eastern Oklahoma State College
45	Gage Wood	RHP	So.	6-0	205	R/R	Batesville, Ark. / Batesville HS
46	Christian Foutch	RHP	So.	6-3	230	R/R	Littleton, Colo. / Chatfield Senior HS
48	Cooper Dossett	RHP	So.	6-0	200	R/R	Springdale, Ark. / Har-Ber HS
49	Stone Hewlett	LHP	Sr.	6-1	195	L/L	Leawood, Kan. / Rockhurst HS / Kansas
51	Jack Smith	LHP	Fr.	6-4	225	L/L	Moulton, Ala. / Hartselle HS
55	Josh Hyneman	RHP	R-Fr.	6-4	240	R/R	Jonesboro, Ark. / Jonesboro HS
61	Adam Hachman	LHP	Fr.	6-5	245	L/L	Wentzville, Mo. / Timberland HS

Coaches & Support Staff

Head Coach:	2 Dave Van Horn, 22nd Season (Arkansas, 1988)
Assistant Coach:	30 Nate Thompson, 7th Season (Dallas Baptist, 2006)
Assistant Coach:	47 Matt Hobbs, 6th Season (Missouri, 2002)
Assistant Coach:	7 Bobby Wernes, 4th Season (Arkansas, 2016)
Director of Operations:	Clay Goodwin, 17th Season (Arkansas, 2005)
Director of Strength & Conditioning:	Hunter Bell, 2nd Season (Arkansas-Monticello, 2018)
Director of Video & Scouting:	Zach Barr, 7th Season (Arkansas, 2017)
Director of Baseball Analytics:	DJ Baxendale, 5th Season (Arkansas, 2019)
Athletic Trainer:	Corey Wood, 13th Season (East Carolina, 2008)
Equipment Manager:	Mark Taylor, 33rd Season (Ouachita Baptist, 1988)
Graduate Manager:	John McElroy
Student Managers:	Ryan Cleinmark, Bryson Halford, Owen Hoover, Zane Ramey, Matthew Schluterman, Matt Wheeler
Sports Information Director:	Oliver Grigg, 4th Season (Tulane, 2017)
Academics Director:	Jonathan Burgess, 3rd Season (Central Arkansas, 2015)
Sports Nutritionist:	Lauren Lyons, 6th Season (Saint Louis, 2017)
Sport Administrator:	Kevin Trainor, 14th Season (Arkansas, 1994)
Administrative Assistant:	Kelly Moore, 21st Season (Arkansas, 2004)

Pronunciation Guide

Wehiwa Aloyveh-hee-vuh ah-loy
Hunter Dietzdeets
Cooper Dossettdah-set
Koty Frankcody
Gabe Gaecklegack-uhl
Adam Hachmanhack-mann
Ross Lovichlow-vitch
Nolan Souzasue-zuh
Jared Sprague-Lottsprayg
Brady Tygartty-gurt
Bobby Werneswer-niss
Ty Wilmsmeyerwilms-meyer



THE STARTERS

#8 HUDSON WHITE **C** **2023: .296/.397/.550**

Transfer from Texas Tech ... In 2023, played in 49 games with 44 starts ... Slashed .296/.397/.550 with 11 home runs and 49 RBI on the year ... Scored 39 runs ... Tallied 50 base hits, including 10 doubles ... Drew 27 walks and was hit by four pitches ... 2-for-3 in stolen base attempts ... Recorded 10 multi-RBI games, including four games with two RBI, three games with three RBI, and three games with five or more RBI.

#6 BEN McLAUGHLIN **1B** **2023: .346/.442/.487**

In 2023, played in 28 games with 21 starts, slashing .346/.442/.487 with two homers and 14 runs batted in ... Scored 12 runs on the year ... Racked up 27 hits, including three doubles and one triple ... Drew 11 walks and was hit by four pitches ... Eight multi-hit games, including one three-hit game, and three multi-RBI games ... Season-long seven-game hitting streak and 18-game reached base streak ... In SEC play, slashed .333/.460/.510 with two home runs and nine RBI over 16 games.

#24 PEYTON HOLT **2B** **2023: .392/.489/.581**

In 2023, played in 31 games with 19 starts ... Slashed .392/.489/.581 with two home runs and 17 RBI over 74 at-bats ... Scored 24 runs ... Totaled 29 base hits, including four doubles and two triples ... Drew nine walks and was hit by five pitches on the year ... Perfect 6-for-6 in stolen base attempts ... 10 multiple hit games and four multiple RBI games ... Season-long 10-game hitting streak and 13-game reached base streak ... In SEC play, played in 13 games with nine starts ... Slashed a jaw-dropping .441/.513/.647 with one home run and eight RBI over 34 at-bats against conference opponents ... Had 15 hits, including four doubles, and scored nine runs.

#12 JARED SPRAGUE-LOTT **3B** **2023: .314/.440/.582**

Transfer from Richmond ... In 2023, started all 53 games played in ... Slashed .314/.440/.582 with a team-leading 13 home runs and 43 RBI ... Scored a team-high 60 runs on the year ... Tallied 61 hits, including 13 doubles ... Drew 44 walks and was hit by four pitches ... Added three stolen bases ... In Atlantic 10 play, slashed .348/.492/.630 with six home runs and 19 RBI ... Team-leading 34 runs scored against conference opponents ... Had 32 hits, including eight doubles, and drew 24 walks compared to just 14 strikeouts.

#9 WEHIWA ALOY **SS** **2023: .376/.427/.662**

Transfer from Sacramento State ... In 2023, was a consensus Freshman All-American ... Played in all 56 games with 55 starts as a true freshman ... Slashed .376/.427/.662 on the season with 69 runs scored, 88 hits, 15 doubles, five triples, 14 home runs and 46 RBI ... Posted a 1.089 OPS for the year ... One of three native-born Hawaiian student-athletes in Arkansas baseball history, including INF Rick Nomura (2015-16) and INF Nolan Souza (2024-pres.).

#13 JAYSON JONES **LF** **2023: .196/.403/.370**

In 2023, played in 20 games with 13 starts as a true freshman ... Slashed .196/.403/.370 with two home runs and six RBI ... Scored 12 runs ... Totaled nine base hits, including a pair of doubles ... Drew 14 walks and was hit by two pitches ... 2-for-2 in stolen base attempts on the year ... Two multi-hit games and two multi-RBI games ... Season-long four-game hitting streak ... Season-long four-game reached base streak.

#1 TY WILMSMEYER **CF** **2023: .311/.380/.482**

Transfer from Missouri ... In 2023, started all 54 games in center field ... Slashed .311/.380/.482 with seven home runs and 25 RBI during the season ... Tied for the team lead in batting average (.311) ... Team leader in stolen bases, finishing 21-for-24 in attempts ... Scored 40 runs on the year ... Totaled 60 hits, including 10 doubles and one triple ... Ranked second on the Tigers in hits (60) and doubles (10).

#5 KENDALL DIGGS **RF** **2023: .299/.436/.547**

One of the Hogs' three team captains ... In 2023, played in 58 games with 57 starts ... Slashed .299/.436/.547 with 12 home runs and a team-high 63 RBI on the year ... Finished as the team leader in RBI (63) ... Scored 51 runs, tied for second most on the Hogs ... Racked up the team's second-most hits (60), including 12 doubles and 1 triple ... Totaled 110 bases ... Drew a team-high 46 walks ... Plunked by six pitches ... Finished with 14 multi-hit games and a team-leading 17 multi-RBI games ... Season-long 13-game hitting streak ... Reached base in a team-leading 34 consecutive games ... In SEC play, posted a .291/.437/.495 slash line with four homers and a team-leading 33 RBI ... Drew a team-high 26 walks in conference action ... Named to the All-SEC Second Team at designated hitter/utility.

#4 JACK WAGNER **DH** **2023:**

Transfer from Tarleton State ... Played and started in 48 games ... Slashed .337/.451/.692 with a team-leading 15 home runs and a team-leading 56 RBI ... Led the Texans in triples (4), home runs (15), RBI (56), walks (28), on-base percentage (.451), slugging percentage (.692) and OPS (1.143) ... Totaled 58 hits on the year ... Had 14 multi-hit games and 13 multi-RBI games.

THE BENCH

#3 NOLAN SOUZA **INF** **FR.**

Attended Punahou High School in Honolulu, Hawai'i ... Also played for the Hawai'i Tigers, where he was coached by former Razorback infielder Rick Nomura ... Ranked by Perfect Game as the No. 56 overall prospect and the No. 19 shortstop in the class of 2023 ... Rated the No. 1 overall prospect and the No. 1 shortstop in Hawai'i by Perfect Game ... One of three native-born Hawaiian student-athletes in Arkansas baseball history, including INF Rick Nomura (2015-16) and INF Wehiwa Aloy (2024-pres.).

#10 PEYTON STOVALL **INF** **JR.**

One of the Hogs' three team captains ... Suffered a broken foot in a preseason scrimmage, which will sideline him for 4-6 weeks ... In 2023, started all 38 games played in at second base before suffering a season-ending injury ... Slashed .253/.330/.393 with five home runs and 31 runs batted in ... Scored 30 runs ... Racked up 38 hits, including four doubles and one triple.

#14 ROSS LOVICH **OF** **SR.**

Transfer from Missouri ... In 2023, played in 28 games with 27 starts in the outfield, missing a handful of games due to injury ... Slashed .306/.383/.541 with four home runs and 20 RBI on the year ... Scored 30 runs ... Tallied 30 hits, including nine doubles and one triple ... Drew eight walks and was hit by six pitches.

#16 HUDSON POLK **C** **SR.**

In 2023, played in 26 games with 19 starts ... Slashed .190/.342/.310 with two home runs and seven RBI ... Scored 10 runs ... Totaled 10 base hits, including one double, to go along with eight walks and six hit-by-pitches on the year ... One multi-hit game and two multi-RBI games ... Season-long two-game hitting streak and four-game reached base streak.

#17 HUNTER GRIMES **OF** **R-SR.**

In 2023, played 19 games with five games ... Slashed .185/.368/.148 (5-for-27) with seven RBI and a triple ... Scored nine runs ... Drew nine walks ... Credited with two sacrifice hits ... One multiple hit game and one multiple RBI game ... Season-long four-game hitting streak and eight-game reached base streak.

#18 REESE ROBINETT **INF** **SO.**

In 2023, played in 14 games with five starts as a true freshman ... Slashed .240/.269/.480 (6-for-25) with two home runs and seven RBI ... Scored seven runs on the year ... One multi-hit game and two multi-RBI games during the season ... Season-long three game-hitting streak and three-game reached base streak.

#19 WILL EDMUNSON **OF** **JR.**

Transfer from Hutchinson CC ... First Blue Dragon to be named Kansas Jayhawk Community College Conference West MVP since 2019 ... Played in 58 games, slashing a team-leading .454/.534/.741 with 11 home runs and 51 RBI over 205 at-bats ... First Blue Dragon to win the Jayhawk Conference batting title since 2017 ... Totaled 93 hits, including 18 doubles and four triples ... Scored 78 runs.

#22 TY WAID **INF/OF** **FR.**

Attended Arkansas High School in Texarkana, Ark. ... Ranked by Perfect Game as the No. 80 overall prospect and the No. 7 catcher in the class of 2023 ... Rated the No. 1 overall prospect and the No. 1 catcher in Arkansas by Perfect Game ... Ranked by Prep Baseball Report as the No. 423 overall prospect and the No. 24 third baseman in the class of 2023.

#27 RYDER HELFRICK **C** **FR.**

Attended Clayton Valley Charter High School in Concord, Calif. ... Ranked by Perfect Game as the No. 33 overall prospect and the No. 3 catcher in the class of 2023 ... Rated the No. 7 overall prospect and the No. 2 catcher in California by Perfect Game.

#44 PARKER ROWLAND **C** **SR.**

In 2023, played in 46 games with 42 starts ... Slashed .182/.293/.238 with two homers and 19 RBI on the year ... Scored 21 runs ... Totaled 26 hits, including a pair of doubles ... Drew 21 walks and was hit by two pitches ... Four multi-hit games and five multi-RBI games ... Season-long three-game hitting streak and four-game reached base streak.

ON THE MOUND



FRIDAY

#33 LHP HAGEN SMITH

JR.

2023: 8-3, 3.64 ERA, 71.2 IP, 42 BB, 109 SO

Last Start: June 4, vs. #17 TCU (NCAA Regional), 1.0 IP, 6 H, 8 R, 8 ER, 2 BB, 1 SO

2023 (Sophomore): Consensus All-American ... Golden Spikes Award semifinalist ... College Baseball Foundation National Pitcher of the Year Award semifinalist ... Razorbacks' wildcard for his ability to pitch as a starter or work out of the bullpen ... Arkansas' first starting pitcher to earn All-SEC first-team honors since Ryne Stanek in 2013 ... Made 18 appearances with 11 starts on the mound during outstanding sophomore campaign ... Posted an 8-2 record with a 3.64 ERA, a team-leading 109 strikeouts and two saves in 71 2/3 innings of work ... Limited opposing hitters to a .217 batting average on the year ... One of five Razorback pitchers to record multiple saves on the year ... Defensively, posted a perfect 1.000 fielding percentage to earn a spot on the SEC All-Defensive Team ... In SEC play, worked in a variety of roles, making 11 appearances with five starts ... Compiled a 5-1 record with a 3.07 ERA ... Totaled 65 strikeouts over 44.0 innings and held opposing hitters to a .201 batting average in league action ... Started on the mound in the season opener vs. Texas (Feb. 17) in the College Baseball Showdown at Globe Life Field in Arlington, Texas, racking up eight strikeouts over five shutout innings ... Earned his first win of the season in a start against EIU (Feb. 24), fanning six in 4.2 scoreless innings of work ... Racked up seven strikeouts and earned his second win of the year in his next start against Wright State (March 3) ... Punched out seven over five innings of two-run ball against Louisiana Tech (March 10) to pick up his third win ... Worked out of the bullpen in his first SEC appearance of the season, earning a three-inning save and recording five strikeouts against Auburn (March 17) ... Pitched in relief at #1 LSU, emerging from the bullpen to throw 4.2 innings with eight strikeouts and earn his fourth win of the campaign ... Notched his fifth win against Alabama (April 1), logging three strikeouts in three innings of relief work ... Returned to the starting rotation for the second game of the doubleheader at Ole Miss (April 7), striking out seven over five innings ... Earned his second save of the season against #16 Tennessee, racking up seven strikeouts over three shutout frames ... Started at Georgia (April 22) and struck out eight in five innings ... Threw four scoreless innings with four strikeouts in relief against Texas A&M (April 27) to pick up his sixth win ... Made the start at Mississippi State (May 5) and punched out eight over five innings, earning his seventh win ... Lasted a season-long 5.2 innings in a start against #6 South Carolina (May 12), striking out seven while allowing just one run ... Nabbed his eighth win of the year at #12 Vanderbilt (May 18), fanning seven over five innings of two-run ball ... In the SEC Tournament, started vs. #5 LSU (May 25) and recorded a season-high nine strikeouts in 3.2 innings ... Made two appearances in the NCAA Fayetteville Regional, including a start vs. #17 TCU (June 4) ... Also saw postseason action in relief vs. #17 TCU (June 5) and struck out six over 3.2 innings of one-run ball ... Earned midseason All-America honors from Perfect Game midway through the year ... Before the season, named a preseason All-American by Perfect Game ... Following the season, earned an invite to the USA Baseball Collegiate National Team Training Camp and made the team's 31-man roster that represented Team USA in a pair of five-game series against Chinese Taipei and Japan ... Became the 22nd Razorback since 1979 to play for the USA Baseball Collegiate National Team.

PITCHER BREAKDOWN

	W-L-S	ERA	IP	H	R	ER	BB	SO
Starters								
Relievers								

THE HOG PEN

Pitcher	Last App.	IP	H	R	ER	BB	SO	HR	RI/S	---- Season Totals ----		
										RI/S	SV	Ret./1BF (BB)

TEAM TOTALS

--/-- -- --/--(--)

Bullpen Notes:



Christian Foutch made 14 relief appearances on the mound as a true freshman in 2023, finishing with a 1-0 record, an 8.76 ERA and nine strikeouts in 12.1 innings of work.



Will McEntire made 21 appearances, including 10 starts on the mound, in 2023. The right-hander posted an 8-3 record with a 5.07 ERA and two saves in a team-leading 87.0 innings.



Gage Wood emerged as the Razorbacks' closer as a true freshman, appearing in 23 games and going 2-0 with a 4.80 ERA, 42 strikeouts and a team-high five saves in 30.0 innings.

RECORD RUNDOWN

Overall.....	0-0
vs. top-5 teams.....	0-0
vs. top-10 teams.....	0-0
vs. top-25 teams.....	0-0
vs. unranked teams.....	0-0
At home.....	0-0
On the road.....	0-0
At neutral sites.....	0-0
In day games.....	0-0
In night games.....	0-0
In extra innings.....	0-0
vs. teams over .500.....	0-0
vs. teams .500 or worse.....	0-0
vs. right-handed starter.....	0-0
vs. left-handed starter.....	0-0
vs. both-handed starter.....	0-0
When starter receives decision.....	0-0
When reliever receives decision.....	0-0
When starter goes 5+ innings.....	0-0
When starter goes less than 5 innings.....	0-0
When scoring first.....	0-0
When scoring in 1st inning.....	0-0
When opponent scores first.....	0-0
When leading after 6 innings.....	0-0
When trailing after 6 innings.....	0-0
When tied after 6 innings.....	0-0
When leading after 7 innings.....	0-0
When trailing after 7 innings.....	0-0
When tied after 7 innings.....	0-0
When leading after 8 innings.....	0-0
When trailing after 8 innings.....	0-0
When tied after 8 innings.....	0-0
In one-run games.....	0-0
In two-run games.....	0-0
In five-run or more games.....	0-0
In run-rule games.....	0-0
Weekend series W-L-T.....	0-0
Weekend series sweeps/times swept.....	0/0
When scoring 10+ runs.....	0-0
Shutouts/times shut out.....	0-0
When opponent scores 5 runs or less.....	0-0
When opponent scores 6 runs or more.....	0-0
When collecting 0-3 hits.....	0-0
When collecting 4-6 hits.....	0-0
When collecting 7-9 hits.....	0-0
When collecting 10-12 hits.....	0-0
When collecting 13+ hits.....	0-0
When out-hitting opponent.....	0-0
When out-hit by opponent.....	0-0
When hits are equal.....	0-0
When hitting a home run.....	0-0
When opponent hits a home run.....	0-0
When errorless.....	0-0
When committing one error.....	0-0
When committing 2 errors.....	0-0
When committing 3+ errors.....	0-0
When opponent is errorless.....	0-0
vs. SEC opponents.....	0-0
vs. SEC East opponents.....	0-0
vs. SEC West opponents.....	0-0
vs. non-conf. opponents (regular season).....	0-0
In midweek games.....	0-0
In rubber games.....	0-0
Game 1 of weekend series.....	0-0
Game 2 of weekend series.....	0-0
Game 3 of weekend series.....	0-0
Game 4 of weekend series.....	0-0
In February.....	0-0
In March.....	0-0
In April.....	0-0
In May.....	0-0
In June.....	0-0

MULTI-HIT GAMES

Name	2	3	4	5+	Total
------	---	---	---	----	-------

TEAM	--	--	--	--	--
------	----	----	----	----	----

CAREER MULTI-HIT GAMES

Name	2019	2020	2021	2022	2023	Total
Jared Sprague-Lott	-	-	10	17	20	47
Wehiwa Aloy	-	-	-	-	30	30
Ty Wilmsmeyer	-	-	2	14	20	36
Peyton Stovall	-	-	-	18	10	28
Hudson White	-	-	-	14	12	26
Jack Wagner	3	2	6	-	14	25
Ross Lovich	-	-	1	9	7	17
Kendall Diggs	-	-	-	2	14	16
Peyton Holt	-	-	-	-	10	10
Ben McLaughlin	-	-	-	-	8	8
Hunter Grimes	6	-	-	-	1	7
Parker Rowland	-	-	2	-	4	6
Jayson Jones	-	-	-	-	2	2
Hudson Polk	-	-	-	1	1	2
Reese Robinett	-	-	-	-	1	1

MULTI-RBI GAMES

Name	2	3	4	5+	Total
------	---	---	---	----	-------

TEAM	--	--	--	--	--
------	----	----	----	----	----

HITTING STREAKS

Name	Longest	Current
------	---------	---------

REACHED BASE STREAKS

Name	Longest	Current
------	---------	---------

CAREER HOME RUNS

Name	Solo	2R	3R	GS	Total
Jared Sprague-Lott	10	8	3	-	21
Jack Wagner	5	9	3	-	17
Hudson White	8	5	3	1	17
Kendall Diggs	4	3	6	2	15
Wehiwa Aloy	10	3	1	-	14
Ty Wilmsmeyer	4	3	3	-	10
Ross Lovich	8	1	-	-	9
Peyton Stovall	4	4	-	1	9
Hunter Grimes	4	-	-	-	4
Hudson Polk	1	2	-	-	3
Peyton Holt	1	-	1	-	2
Jayson Jones	1	1	-	-	2
Ben McLaughlin	1	1	-	-	2
Reese Robinett	1	-	1	-	2

HOME RUN BREAKDOWN

Total.....	0
at Baum-Walker Stadium.....	0
on the Road.....	0
Neutral Site.....	0
vs. RHP.....	0
vs. LHP.....	0
w/ 0 Outs.....	0
w/ 1 Out.....	0
w/ 2 Outs.....	0
Solo.....	0
Two-Run.....	0
Three-Run.....	0
Grand Slam.....	0
Leadoff.....	0
Back-To-Back.....	0
Pinch-Hit.....	0
Walk-Off.....	0
Before 7th Inning.....	0
7th Inning and Beyond.....	0
Current Streak of Consecutive Games with HR.....	0
Longest Streak of Consecutive Games with HR.....	0
Opponent HR Total.....	0
Last HR Given Up.....	N/A
Longest Stretch without HR Allowed.....	0
Current Streak of No HR Allowed.....	0

COMEBACKS

Date / Opponent	Score (Inn.)	Final
-----------------	--------------	-------

BLOWN LEADS

Date / Opponent	Score (Inn.)	Final
-----------------	--------------	-------

TEAM GAME HIGHS

Team Batting

At bats:	44	vs. Illinois State (March 1)
Runs scored:	21	vs. Little Rock (April 11)
Hits:	15	at Ole Miss [DH-1] (April 7)
RBI:	20	vs. Little Rock (April 11)
Doubles:	5	at Georgia (April 20)
Triples:	2	vs. #16 Tennessee (April 16)
Home runs:	4	(4 times)
Total bases:	30	vs. Illinois State (March 1)
Walks:	15	vs. Little Rock (April 11)
Strikeouts:	15	at #1 LSU (March 24)
Sac hits:	3	vs. Texas A&M (April 29)
Sac flies:	4	vs. Grambling (Feb. 21)
Stolen bases:	5	vs. #16 Tennessee (April 15)
Hit by pitch:	4	vs. #16 Tennessee (April 15)
Caught stealing:	2	vs. Louisiana Tech (March 10)
	2	at Georgia (April 21)
Runners LOB:	15	vs. Texas A&M (April 27)
Hit into DP:	3	vs. Grambling (Feb. 21)
	3	vs. Army (March 7)
	3	vs. Texas A&M (May 24 in Hoover, Ala.)

Fielding

Putouts:	33	vs. Illinois State (March 1)
	33	vs. Lipscomb (May 2 in North Little Rock, Ark.)
	33	vs. Texas A&M (May 24 in Hoover, Ala.)
Assists:	16	at Mississippi State (May 7)
Errors:	2	(11 times)
Passed balls:	2	vs. Eastern Illinois (Feb. 26)
DPs turned:	3	at Ole Miss [DH-1] (April 7)

Pitching

Innings pitched:	11.0	vs. Illinois State (March 1)
	11.0	vs. Lipscomb (May 2 in North Little Rock, Ark.)
	11.0	vs. Texas A&M (May 24 in Hoover, Ala.)
Runs allowed:	20	vs. #17 TCU (June 4)
Earned runs:	20	vs. #17 TCU (June 4)
Walks allowed:	11	vs. TCU (Feb. 18 in Arlington, Texas)
	11	vs. Lipscomb (May 2 in North Little Rock, Ark.)
Strikeouts:	17	vs. #5 LSU (May 25 in Hoover, Ala.)
Hits allowed:	22	vs. Alabama (March 31)
Doubles allowed:	5	vs. Texas A&M (May 27 in Hoover, Ala.)
Triples allowed:	1	(4 times)
Homers allowed:	4	(5 times)
Wild pitches:	4	vs. #16 Tennessee (April 15)
Hit batters:	4	vs. UCA (April 18)

INDIVIDUAL GAME HIGHS

Individual Batting

At bats:	6	Peyton Stovall vs. Illinois State (March 1)
	6	Brady Slavens vs. Louisiana Tech (March 12)
	6	Tavian Josenberger vs. Santa Clara (June 2)
Runs scored:	4	Peyton Holt vs. Little Rock (April 11)
Hits:	3	(28 times)
RBI:	5	(4 times)
Doubles:	2	(7 times)
Triples:	1	(10 times)
Home runs:	2	Caleb Cali at Georgia (April 22)
	2	Tavian Josenberger vs. #17 TCU (June 4)
Total bases:	9	Caleb Cali at Georgia (April 22)
Walks:	5	Jared Wegner vs. Louisiana Tech (March 12)
Strikeouts:	4	Caleb Cali vs. Texas (Feb. 17 in Arlington, Texas)
	4	Caleb Cali vs. Santa Clara (June 4)
Sac hits:	2	John Bolton vs. Texas A&M (April 28)
	2	Hunter Grimes vs. Texas A&M (April 29)
Sac flies:	2	Kendall Diggs vs. Texas A&M (April 29)
Stolen bases:	2	(5 times)
Hit by pitch:	2	(4 times)
Caught stealing:	1	(16 times)
Runners LOB:	6	Kendall Diggs vs. Texas A&M (May 27 in Hoover, Ala.)

Fielding

Putouts:	16	Parker Rowland vs. #5 LSU (May 25 in Hoover, Ala.)
Assists:	7	John Bolton vs. Illinois State (March 1)
Errors:	2	John Bolton vs. Illinois State (March 1)
Passed balls:	2	Hudson Polk vs. Eastern Illinois (Feb. 26)

Pitching

Innings pitched:	9.0	Will McEntire vs. Louisiana Tech (March 11)
	9.0	Hunter Hollan vs. South Carolina (May 14)
Runs allowed:	8	Hagen Smith vs. #17 TCU (June 4)
Earned runs:	8	Hagen Smith vs. #17 TCU (June 4)
Walks allowed:	5	Hagen Smith vs. Wright State (March 3)
	5	Hunter Hollan at Georgia (April 20)
	5	Hagen Smith at Mississippi State (May 5)
Strikeouts:	10	Hunter Hollan vs. #6 South Carolina (May 14)
Hits allowed:	10	Hunter Hollan vs. Alabama (March 31)
Doubles allowed:	3	Will McEntire at #1 LSU [DH-1] (March 25)
	3	Will McEntire vs. Alabama (April 1)
Triples allowed:	1	(4 times)
Homers allowed:	4	Will McEntire at Georgia (April 21)
Wild pitches:	4	Gage Wood vs. #16 Tennessee (April 15)
Hit batters:	3	Hunter Hollan vs. Louisiana Tech (March 12)



Hagen Smith was a consensus All-American and an All-SEC first-team honoree after an outstanding sophomore campaign in 2023. Smith made 18 appearances with 11 starts on the mound, posting an 8-2 record with a 3.64 ERA, a team-leading 109 strikeouts and two saves in 71 2/3 innings of work last season.

THE LAST TIME AN ARKANSAS PLAYER...

4 hits in a game.....	Michael Turner vs. #2 Stanford (College World Series), June 18, 2022
5 hits in a game.....	Peyton Stovall vs. #25 Auburn (College World Series), June 21, 2022
6 hits in a game.....	Jeremy Jackson vs. Northeastern (Okla.), April 16, 1997
2 hits in an inning.....	Harold Coll vs. SEMO, March 21, 2023
2 doubles in an inning.....	Harold Coll vs. SEMO, March 21, 2023
Reached base twice in an inning.....	John Bolton (1B, BB) vs. Santa Clara (NCAA Regional), June 2, 2023
2 doubles in a game.....	Kendall Diggs at Georgia, April 20, 2023
3 doubles in a game.....	Trevor Ezell vs. TCU (NCAA Regional), June 1, 2019
4 doubles in a game.....	Rodney Nye vs. Louisiana Tech, March 31, 1998
Led off a game with a triple.....	Braydon Webb vs. #2 Stanford (College World Series), June 18, 2022
2 triples in a game.....	Jax Biggers vs. Auburn (SEC Tournament), May 25, 2017
Led off a game with a home run.....	Matt Goodheart vs. #19 Nebraska (NCAA Regional), June 5, 2021
2 home runs in a game.....	Tavian Josenberger vs. #17 TCU (NCAA Regional), June 4, 2023
3 home runs in a game.....	Chad Spanberger vs. Auburn (SEC Tournament), May 26, 2017
Grand slam.....	Jared Wegner vs. Texas A&M, May 24, 2023
Grand slam in consecutive games.....	Cayden Wallace vs. UIC, March 12-13, 2022
Grand slam in an SEC Tournament game.....	Jared Wegner vs. Texas A&M (SEC Tournament), May 24, 2023
HR in consecutive at-bats.....	Brady Slavens at Texas A&M, April 23, 2022
HR in 2 straight games.....	Jared Wegner vs. Santa Clara & #17 TCU, June 4-5, 2024
HR in 3 straight games.....	Brady Slavens at Mississippi State, May 5-7, 2023
HR in 4 straight games.....	Jace Bohrofen vs. Little Rock & #16 Tennessee, April 11-15, 2023
HR in 5 straight games.....	Aaron Murphree vs. OSU, South Dakota State & Siena, March 2-8, 2008
HR in 6 straight games.....	Aaron Murphree vs. OSU, South Dakota State & Siena, March 2-9, 2008
Pinch-hit home run.....	Reese Robinett at #1 LSU, March 24, 2023
Pinch-hit home run in an SEC game.....	Reese Robinett at #1 LSU, March 24, 2023
Pinch-hit home run in an NCAA Tournament game.....	Charlie Welch vs. #19 Nebraska (NCAA Regional), June 7, 2021
Inside-the-park home run.....	Casey Martin vs. Kentucky, May 3, 2019
Back-to-back home runs.....	Brady Slavens & Peyton Stovall vs. Wright State, March 3, 2023
Back-to-back-to-back home runs.....	Peyton Stovall, Kendall Diggs & Caleb Cali vs. Illinois State, March 1, 2023
Walk-off home run (non-run rule).....	Kendall Diggs vs. Texas A&M (SEC Tournament), May 24, 2023
Walk-off home run in an SEC game.....	Kendall Diggs vs. Ole Miss, April 30, 2022
Walk-off home run in an SEC Tournament game.....	Kendall Diggs vs. Texas A&M (SEC Tournament), May 24, 2023
Hit a home run from both sides of the plate in a game.....	Dylan Leach vs. UCA, April 5, 2022
Hit for the cycle.....	Dylan Leach vs. UCA, April 5, 2022
4 runs in a game.....	Peyton Holt vs. Little Rock, April 11, 2023
5 runs in a game.....	Robert Moore vs. #16 NC State (NCAA Super Regional), June 11, 2021
6 runs in a game.....	Trevor Ezell vs. Grambling, April 30, 2019
4 RBI in a game.....	Jared Wegner vs. Texas A&M, May 24, 2023
5 RBI in a game.....	Kendall Diggs at Mississippi State, May 6, 2023
6 RBI in a game.....	Brady Slavens vs. UAPB [DH-1], April 12, 2022
7 RBI in a game.....	Chad Spanberger vs. Auburn (SEC Tournament), May 25, 2017
8 RBI in a game.....	Rodney Nye vs. ORU, April 14, 1999
9 RBI in a game.....	Ryan Lundquist vs. Central Missouri St., March 4, 1997
2 walks in an inning.....	Hunter Grimes vs. Little Rock, April 11, 2023
5 walks in a game.....	Jared Wegner vs. Louisiana Tech, March 12, 2023
2 stolen bases in a game.....	Jace Bohrofen vs. #16 Tennessee, April 15, 2023
3 stolen bases in a game.....	Andrew Benintendi vs. Stephen F. Austin, April 15, 2015
4 stolen bases in a game.....	Logan Forsythe vs. Ole Miss, May 19, 2007
Stole home.....	Bobby Wernes vs. Ole Miss, March 28, 2015
2 errors in a game.....	John Bolton vs. Illinois State, March 1, 2023
3 errors in a game.....	Bobby Wernes at LSU, April 12, 2014
4 errors in a game.....	Chris Shaddy vs. TCU, April 27, 1980
9-inning no-hitter.....	Scott Roehl vs. Kansas St., March 20, 2001
9-inning combined no-hitter.....	Nick Schmidt (6.0 IP), Brian McLelland (1.0 IP), Devin Collis (2.0 IP) vs. Oklahoma State, February 12, 2006
7-inning combined no-hitter.....	D. Taccolini (2.0 IP), M. Cronin (3.0 IP), J. Alberius (2.0 IP) vs. Auburn (SEC Tournament), May 25, 2017
1-hitter.....	Trevor Stephan (7.0 IP) at Tennessee, May 6, 2017
9-inning combined 1-hitter.....	P. Wicklander (5.0 IP), K. Ramage (1.0 IP), J. Kostyshock (1.0 IP), K. Kopps (1.0 IP), M. Cronin (1.0 IP) vs. Western Illinois, March 12, 2019
7-inning combined 1-hitter.....	Kole Ramage (3.0 IP), Elijah Trest (2.0 IP), Issac Bracken (2.0 IP) vs. UAPB [DH-1], April 12, 2022
2-hitter.....	Kacey Murphy vs. Florida (SEC Tournament), May 27, 2017
2-hitter combined.....	Hagen Smith (5.0 IP), Cody Acock (1.0 IP), Gage Wood (3.0 IP) at Mississippi State, May 5, 2023
3-hitter.....	Will McEntire (9.0 IP) vs. Louisiana Tech, March 11, 2023
3-hitter combined.....	Ben Bybee (2.0 IP), Gage Woof (2.0 IP), Ben McLaughlin (1.0 IP), Christian Foutch (1.0 IP), Parker Coil (1.0 IP) vs. Omaha, March 28, 2023
7-inning complete game.....	Kacey Murphy vs. Florida (SEC Tournament), May 27, 2017
9-inning complete game.....	Hunter Hollan vs. #6 South Carolina, May 14, 2023
10-inning complete game.....	Dominic Taccolini at #12 Kentucky, April 22, 2016
7-inning complete-game shutout.....	Kacey Murphy vs. Florida (SEC Tournament), May 27, 2017
10-inning or more start.....	Dominic Taccolini at #12 Kentucky (10 innings), April 22, 2016
Complete-game shutout.....	Dominic Taccolini at #12 Kentucky, April 22, 2016
Had 10 strikeouts.....	Hunter Hollan vs. #6 South Carolina, May 14, 2023
Had 11 strikeouts.....	Connor Noland vs. UIC [DH-1], March 10, 2022
Had 12 strikeouts.....	Trevor Stephan vs. Oral Roberts (NCAA Regional), June 2, 2017
Had 13 strikeouts.....	Isaiah Campbell vs. Stony Brook, March 1, 2019
Had 14 strikeouts.....	David Walling vs. South Carolina, May 16, 1999
Had 15 strikeouts.....	Nick Schmidt vs. Auburn, May 18, 2006
Had 16 strikeouts.....	David Walling vs. Eastern Illinois, Feb. 20, 1998
Had 17 strikeouts.....	Jess Todd vs. South Carolina (SEC Tournament), May 24, 2007

THE LAST TIME AN ARKANSAS TEAM...

Scored 10 runs	vs. Texas A&M, April 28, 2023
Scored 11 runs	at Mississippi State, May 7, 2023
Scored 12 runs	vs. SEMO, March 21, 2023
Scored 13 runs	vs. Santa Clara (NCAA Regional), June 2, 2023
Scored 14 runs	at Mississippi State, May 6, 2023
Scored 15 runs	vs. Louisiana Tech, March 12, 2023
Scored 16 runs	vs. Omaha, March 28, 2023
Scored 17 runs	vs. #2 Stanford (College World Series), June 18, 2022
Scored 18 runs	vs. #9 Oklahoma State, Feb. 19, 2023
Scored 19 runs	vs. Northwestern State, April 23, 2019
Scored 20 runs	at #6 Oklahoma State (NCAA Regional), June 4, 2022
Scored 21 runs	vs. Little Rock, April 11, 2023
Scored 22 runs	vs. Louisiana Tech, Feb. 14, 2004
Scored 23 runs	Never
Scored 24 runs	Missouri Southern, Feb. 11, 1998
Scored 25 runs	Missouri Southern, Feb. 4, 2001
Scored 26 runs	vs. UA Pine Bluff, April 14, 2021
Scored 27 runs	Never
Scored 28 runs	vs. Wisconsin-Milwaukee (2), Feb. 18, 2007
Scored 29 runs	Morningside, April 6, 1968
Scored 30 runs	at South Carolina, March 30, 1997
Scored 32 runs	32 vs. Bucknell, Feb. 17, 2018
Scored 33 runs	33 vs. Southwest Baptist, March 21, 1984
Had 12 hits	at #11 North Carolina (NCAA Super Regional), June 12, 2022
Had 13 hits	vs. UCA, April 18, 2023
Had 14 hits	vs. Omaha, March 28, 2023
Had 15 hits	at Ole Miss [DH-1], April 7, 2023
Had 16 hits	vs. #25 Auburn (College World Series), June 21, 2022
Had 17 hits	vs. #16 NC State (NCAA Super Regional), June 11, 2021
Had 18 hits	vs. South Alabama, March 7, 2020
Had 19 hits	vs. UCA, April 5, 2022
Had 20 hits	vs. Dayton, Feb. 28, 2018
Had 21 hits	vs. #2 Stanford (College World Series), June 18, 2022
Had 22 hits	at #6 Vanderbilt, April 14, 2019
Had 23 hits	Centenary, March 31, 1999
Had 24 hits	Georgia, March 17, 2001
Had 25 hits	at Centenary, March 23, 2005
Had 26-29 hits	28 at South Carolina, March 30, 1997
Had 30 hits	vs. Saint Louis, April 7, 2010
Had 31+ hits	32 vs. Southwest Baptist, March 21, 1984
Hit four home runs in a game	4 - Tavian Josenberger (2), Jace Bohrofen (1), Harold Coll (1) vs. #17 TCU (NCAA Regional), June 4, 2023
Hit five home runs in a game	5 - Jalen Battles (1), Christian Franklin (1), Cullen Smith (1), Cayden Wallace (1), Braydon Webb (1) vs. NJIT (NCAA Regional), June 4, 2021
Hit six home runs in a game	6 - Luke Bonfield (1), Dominic Fletcher (1), Jared Gates (1), Grant Koch (1), Casey Martin (1), Carson Shaddy (1) vs. Bucknell, Feb. 17, 2018
Hit seven home runs in a game	7 - Robert Moore (2), Jalen Battles (1), Chris Lanzilli (1), Brady Slavens (1), Michael Turner (1), Cayden Wallace (1) vs. UCA, April 5, 2022
Hit eight or more home runs in a game	8 - Matt Goodheart (2), Brady Slavens (2), Cullen Smith (2), Charlie Welch (2) vs. UAPB, April 14, 2021
Hit a grand slam in three consecutive games	vs. UIC, March 12-13, vs. Grambling, March 15, 2022
3 errors in a game	at Texas A&M, April 24, 2022
4 errors in a game	vs. UA Pine Bluff, April 14, 2021
5 errors in a game	vs. South Carolina (SEC Tournament), May 23, 2018
6 errors in a game	vs. Eastern Illinois, March 5, 2016
7 errors in a game	vs. LA Tech, March 20, 2001
Threw back-to-back shutouts	vs. UAPB (15-0, 6-0), April 12, 2022
Most consecutive shutouts thrown	4, vs. Wisconsin, March 15-16, 1980
Was shut out	vs. Ole Miss (College World Series), June 23, 2022
Was shut out in back-to-back games	vs. LSU (7-0, 6-0), April 23-24, 2005
Held to 1 hit	vs. Missouri State, May 17, 2016
Held to 2 hits	vs. #24 Vanderbilt, May 15, 2022
Held to 3 hits	vs. Alabama, March 31, 2023
Did not strikeout	vs. Eastern Illinois, Feb. 16, 2019
Swept an SEC home weekend series	vs. Texas A&M, April 27-29, 2023
Swept an SEC road weekend series	at Mississippi State, May 5-7, 2023
Was swept in an SEC home weekend series	vs. Alabama, May 13-15, 2016
Was swept in an SEC road weekend series	at Georgia, April 20-22, 2023
Swept a non-conference home weekend series	vs. Louisiana Tech, March 10-12, 2023
Swept a non-conference road weekend series	at Northwestern State, Feb. 16-18, 1996
Was swept in a non-conference home weekend series	vs. Long Beach State, Feb. 25-27, 2000
Was swept in a non-conference road weekend series	at UNLV, March 19-21, 1994
Won an SEC home weekend series	vs. #6 South Carolina, May 12-14, 2023
Won an SEC road weekend series	at Mississippi State, May 5-7, 2023
Lost an SEC home weekend series	vs. #24 Vanderbilt, May 13-15, 2022
Lost an SEC road weekend series	at #12 Vanderbilt, May 18-20, 2023
Won a non-conference home weekend series	vs. Louisiana Tech, March 10-12, 2023
Won a non-conference road weekend series	at Louisiana Tech, March 12-14, 2021
Lost a non-conference home weekend series	vs. South Alabama, Feb. 28-March 1, 2014
Lost a non-conference road weekend series	at Texas A&M, Feb. 27-29, 2004
Lost a midweek game	vs. Lipscomb (North Little Rock, Ark.), May 2, 2023
Shut out an opponent at home	vs. Auburn, March 17-19, 2023
Shut out an opponent on the road	at #15 Auburn (8-0), April 6, 2019
Shut out an SEC opponent at home	vs. Auburn, March 17-19, 2023
Shut out an SEC opponent on the road	at #15 Auburn (8-0), April 6, 2019
Shut out by an SEC opponent at home	vs. #24 Vanderbilt (5-0), May 15, 2022



||| HOME RUN CHART (2023)

No.	Player	Game	Date	Opponent	Pitcher	On Base	Inning	Outs	Count	Score	Final
1	Jared Wegner (1)	2	Feb. 18	vs. #15 TCU	RHP Cam Brown	3	1st	2	2-1	0-3	L, 18-6
2	Hudson Polk (1)	2	Feb. 18	vs. #15 TCU	RHP Cam Brown	0	2nd	1	3-2	3-4	L, 18-6
3	Kendall Diggs (1) *	2	Feb. 18	vs. #15 TCU	RHP Kole Klecker	0	6th	0	3-2	4-10	L, 18-6
4	Jayson Jones (1)	2	Feb. 18	vs. #15 TCU	RHP Justin Hackett	0	9th	2	0-1	5-18	L, 18-6
5	Jared Wegner (2)	3	Feb. 19	vs. #9 Oklahoma State	RHP Evan O'Toole	1	3rd	2	1-2	8-0	W, 18-1 (7)
6	Tavian Josenberger (1)	3	Feb. 19	vs. #9 Oklahoma State	RHP Gabe Davis	0	5th	2	1-2	10-1	W, 18-1 (7)
7	Kendall Diggs (2) !	5	Feb. 24	Eastern Illinois	RHP Tarron Lawson	2	7th	2	1-0	10-2	W, 13-2 (7)
8	Tavian Josenberger (2)	6	Feb. 25	Eastern Illinois	RHP Tyler Conklin	1	2nd	2	3-1	1-0	W, 10-3
9	Jace Bohrofen (1)	7	Feb. 26	Eastern Illinois	RHP Ty Hampton	0	2nd	1	2-1	0-1	L, 12-3
10	Jared Wegner (3)	8	March 1	Illinois State	RHP Thomas Harper	1	1st	1	1-0	0-1	W, 10-9 (11)
11	Peyton Stovall (1) ^	8	March 1	Illinois State	RHP Erik Kubiatowicz	0	7th	1	2-1	5-5	W, 10-9 (11)
12	Kendall Diggs (3) ^	8	March 1	Illinois State	RHP Erik Kubiatowicz	0	7th	1	1-2	6-5	W, 10-9 (11)
13	Caleb Cali (1) ^	8	March 1	Illinois State	RHP Erik Kubiatowicz	0	7th	1	0-1	7-5	W, 10-9 (11)
14	Caleb Cali (2)	9	March 3	Wright State	RHP Jake Shirk	0	2nd	2	2-0	0-0	W, 12-2 (8)
15	Brady Slavens (1) ^	9	March 3	Wright State	RHP Jake Shirk	2	3rd	2	0-1	1-0	W, 12-2 (8)
16	Peyton Stovall (2) ^	9	March 3	Wright State	RHP Jake Shirk	0	3rd	2	1-2	4-0	W, 12-2 (8)
17	Jared Wegner (4) !	9	March 3	Wright State	RHP Garret Simpson	0	8th	2	2-0	11-2	W, 12-2 (8)
18	Peyton Stovall (3)	10	March 4	Wright State	LHP Sebastian Gongora	0	1st	1	1-1	0-0	W, 12-6
19	Jared Wegner (5)	10	March 4	Wright State	LHP Garrett Peters	1	3rd	0	0-0	7-1	W, 12-6
20	Jayson Jones (2)	10	March 4	Wright State	RHP Ben Vore	1	6th	0	0-0	9-3	W, 12-6
21	Jace Bohrofen (2)	11	March 5	Wright State	RHP Luke Stofel	0	6th	2	1-0	1-1	W, 6-2
22	Parker Rowland (1) *	11	March 5	Wright State	RHP Warren Hartzell	0	7th	0	1-0	2-1	W, 6-2
23	Jared Wegner (6)	12	March 7	Army	LHP Sean Dennehy	2	6th	1	1-2	0-4	W, 7-5
24	Jace Bohrofen (3)	12	March 7	Army	LHP Sean Dennehy	0	6th	2	1-0	3-4	W, 7-5
25	Kendall Diggs (4)	12	March 7	Army	RHP Dom Trippi	2	8th	1	0-0	4-5	W, 7-5
26	Jace Bohrofen (4)	13	March 10	Louisiana Tech	LHP Jonathan Fincher	1	2nd	0	1-0	0-0	W, 7-4
27	Parker Rowland (2)	13	March 10	Louisiana Tech	LHP Jonathan Fincer	1	2nd	1	1-1	2-0	W, 7-4
28	Kendall Diggs (5) *	14	March 11	Louisiana Tech	RHP Rawley Hector	0	2nd	0	3-2	1-0	W, 6-1
29	Peyton Holt (1)	14	March 11	Louisiana Tech	RHP Rawley Hector	0	2nd	0	0-0	2-0	W, 6-1
30	Jace Bohrofen (5) *	14	March 11	Louisiana Tech	RHP Rawley Hector	0	4th	0	1-1	3-0	W, 6-1
31	Jared Wegner (7)	15	March 12	Louisiana Tech	RHP Reed Smith	1	3rd	1	0-0	1-3	W, 15-6
32	Kendall Diggs (6)	15	March 12	Louisiana Tech	RHP Reed Smith	1	3rd	2	0-1	3-3	W, 15-6
33	Harold Coll (1) *	16	March 14	UNLV	RHP Joey Acosta	0	2nd	0	1-0	0-1	W, 13-7
34	Jared Wegner (8)	17	March 15	UNLV	RHP Jordan Hanson	1	5th	1	0-0	1-0	W, 5-2
35	Brady Slavens (2)	18	March 17	Auburn	LHP Tommy Vail	2	4th	0	2-2	0-2	W, 7-2
36	Tavian Josenberger (3)	19	March 18	Auburn	LHP Zach Crotchfelt	1	2nd	1	3-2	3-1	W, 9-3
37	Jared Wegner (9)	20	March 19	Auburn	LHP Konner Copeland	2	3rd	2	2-1	0-0	W, 5-0
38	Reese Robinett (1)	21	March 21	SEMO	RHP Esteban Hernandez	0	4th	1	1-0	1-1	W, 12-2 (7)
39	Reese Robinett (2) +	22	March 24	at #1 LSU	RHP Christian Little	2	10th	1	1-0	1-1	W, 9-3 (10)
40	Kendall Diggs (7)	22	March 24	at #1 LSU	RHP Will Hellmers	3	10th	2	5-1	1-2	W, 9-3 (10)
41	Jared Wegner (10)	23	March 25	at #1 LSU [DH-1]	RHP Ty Floyd	1	1st	1	3-2	0-0	L, 12-2 (7)
42	Jared Wegner (11)	24	March 25	at #1 LSU [DH-2]	RHP Thatcher Hurd	0	1st	2	1-2	0-0	L, 14-5
43	Tavian Josenberger (4)	25	March 28	Omaha	RHP Tanner Olmstead	1	3rd	0	1-1	8-3	W, 16-3 (7)
44	Tavian Josenberger (5)	26	March 31	Alabama	RHP Ben Hess	0	3rd	1	3-2	0-1	L, 12-1
45	Kendall Diggs (8)	27	April 1	Alabama	RHP Luke Holman	2	4th	2	2-2	0-4	W, 9-6
46	Jace Bohrofen (6) *	27	April 1	Alabama	RHP Kade Woods	0	8th	0	0-2	6-6	W, 9-6
47	Caleb Cali (3)	27	April 1	Alabama	RHP Kade Woods	1	8th	0	1-2	7-6	W, 9-6
48	Jared Wegner (12)	28	April 2	Alabama	RHP Garrett McMillan	1	5th	1	1-2	2-3	W, 5-4
49	Caleb Cali (4)	29	April 7	at Ole Miss [DH-1]	RHP Jack Dougherty	1	2nd	2	2-1	0-0	W, 11-2
50	Brady Slavens (3)	29	April 7	at Ole Miss [DH-1]	RHP Jack Dougherty	3	5th	1	0-2	4-0	W, 11-2
51	Peyton Stovall (4)	30	April 7	at Ole Miss [DH-2]	RHP Mitch Murrell	1	9th	0	2-1	2-7	L, 7-4
52	Caleb Cali (5) *	31	April 8	at Ole Miss	RHP JT Quinn	0	3rd	0	2-1	0-0	W, 6-4
53	Jace Bohrofen (7)	32	April 11	Little Rock	RHP Nelson Smith	1	3rd	0	1-1	11-2	W, 21-5
54	Harold Coll (2)	32	April 11	Little Rock	RHP Nelson Smith	1	3rd	1	2-0	13-2	W, 21-5
55	Jace Bohrofen (8) *	33	April 12	Little Rock	RHP Erik McKnight	0	2nd	0	2-1	0-0	L, 11-4
56	Brady Slavens (4)	33	April 12	Little Rock	RHP Erik McKnight	1	2nd	0	0-2	1-0	L, 11-4

* - indicates leadoff home run / ^ - indicates back-to-back home run / ! - indicates walk-off home run / + - indicates pinch-hit home run

HOME RUN CHART (2023) |||



No.	Player	Game	Date	Opponent	Pitcher	On Base	Inning	Outs	Count	Score	Final
57	Tavian Josenberger (6)	34	April 14	#16 Tennessee	RHP Andrew Lindsey	1	3rd	0	3-2	1-2	W, 5-2
58	Jace Bohrofen (9)	34	April 14	#16 Tennessee	RHP Seth Halvorsen	0	5th	2	0-0	4-2	W, 5-2
59	Jace Bohrofen (10)	35	April 15	#16 Tennessee	RHP Chase Dollander	1	1st	1	3-1	0-1	W, 6-3
60	Tavian Josenberger (7)	36	April 16	#16 Tennessee	RHP Chase Burns	0	6th	1	0-1	6-2	W, 7-2
61	Brady Slavens (5)	39	April 21	at Georgia	RHP Chandler Marsh	1	8th	0	3-2	0-7	L, 7-3
62	Caleb Cali (6)	40	April 22	at Georgia	LHP Liam Sullivan	1	5th	0	1-1	0-2	L, 9-8
63	Hudson Polk (2)	40	April 22	at Georgia	LHP Liam Sullivan	0	5th	1	0-0	2-2	L, 9-8
64	Caleb Cali (7)	40	April 22	at Georgia	RHP Nolan Crisp	2	8th	0	1-0	5-4	L, 9-8
65	Peyton Stovall (5)	42	April 27	Texas A&M	LHP Troy Wansing	3	2nd	2	3-2	1-0	W, 7-5
66	Jace Bohrofen (11)	42	April 27	Texas A&M	LHP Will Johnston	1	8th	0	0-1	5-5	W, 7-5
67	Ben McLaughlin (1)	43	April 28	Texas A&M	RHP Josh Stewart	1	7th	1	0-0	6-4	W, 10-4
68	Harold Coll (3)	45	May 2	vs. Lipscomb	LHP Michael Dunkelberger	2	1st	2	0-1	0-0	L, 8-6 (11)
69	Jace Bohrofen (12)	46	May 5	at Mississippi State	RHP Cade Smith	1	1st	0	1-2	0-0	W, 6-2
70	Brady Slavens (6)	46	May 5	at Mississippi State	RHP Cade Smith	1	6th	1	0-0	2-2	W, 6-2
71	Brady Slavens (7) *	47	May 6	at Mississippi State	RHP Colby Holcombe	0	6th	0	3-1	8-0	W, 14-2 (7)
72	Kendall Diggs (9)	47	May 6	at Mississippi State	RHP Colby Holcombe	1	7th	1	2-2	9-2	W, 14-2 (7)
73	Caleb Cali (8)	47	May 6	at Mississippi State	LHP Tyler Davis	2	7th	2	2-2	11-2	W, 14-2 (7)
74	Brady Slavens (8)	48	May 7	at Mississippi State	LHP Jurrangelo Cijnte	1	3rd	2	1-0	1-0	W, 11-6
75	Kendall Diggs (10) ^	48	May 7	at Mississippi State	RHP Nate Dohm	3	5th	2	2-1	6-4	W, 11-6
76	Jace Bohrofen (13) ^	48	May 7	at Mississippi State	RHP KC Hunt	0	5th	2	1-0	10-4	W, 11-6
77	Ben McLaughlin (2)	51	May 14	#6 South Carolina	RHP James Hicks	0	8th	2	0-2	5-1	W, 5-1
78	Brady Slavens (9)	52	May 18	at #12 Vanderbilt	RHP Patrick Reilly	1	1st	2	1-2	2-0	W, 8-2
79	Jace Bohrofen (14)	53	May 19	at #12 Vanderbilt	LHP Devin Futrell	0	1st	1	1-0	0-0	L, 10-8
80	Peyton Holt (2)	53	May 19	at #12 Vanderbilt	LHP Devin Futrell	2	6th	1	0-2	4-2	L, 10-8
81	Jared Wegner (13)	55	May 24	vs. Texas A&M	LHP Brandyn Garcia	3	7th	1	0-0	1-4	W, 6-5 (11)
82	Kendall Diggs (11) * !	55	May 24	vs. Texas A&M	RHP Ty Sexton	0	11th	0	2-1	5-5	W, 6-5 (11)
83	Tavian Josenberger (8)	58	June 2	Santa Clara	LHP Nick Sando	1	6th	0	3-2	5-3	W, 13-6
84	Caleb Cali (9)	58	June 2	Santa Clara	RHP Jeffrey Heinrich	2	7th	1	1-0	10-3	W, 13-6
85	Tavian Josenberger (9) *	59	June 4	#17 TCU	RHP Sam Stoutenborough	0	1st	0	3-2	0-6	L, 20-5
86	Tavian Josenberger (10)	59	June 4	#17 TCU	RHP Sam Stoutenborough	1	5th	2	1-0	1-14	L, 20-5
87	Jace Bohrofen (15)	59	June 4	#17 TCU	RHP Sam Stoutenborough	0	6th	2	1-1	3-6	L, 20-5
88	Harold Coll (4) *	59	June 4	#17 TCU	RHP Hunter Hodges	0	7th	0	3-0	4-17	L, 20-5
89	Jared Wegner (14)	60	June 4	Santa Clara	LHP Brandon Gomez	0	3rd	2	2-1	2-0	W, 6-4
90	Kendall Diggs (12)	60	June 4	Santa Clara	RHP Skylar Hales	1	8th	0	3-2	4-3	W, 6-4
91	Jace Bohrofen (16)	61	June 5	#17 TCU	RHP Cam Brown	1	5th	1	3-1	1-2	L, 12-4
92	Jared Wegner (15)	61	June 5	#17 TCU	RHP Cam Brown	0	5th	1	2-1	3-2	L, 12-4

* - indicates leadoff home run / ^ - indicates back-to-back home run / ! - indicates walk-off home run / + - indicates pinch-hit home run



III TEAM PITCHING GAME-BY-GAME (2023)

STARTERS GAME-BY-GAME

Opponent	W-L	IP	H	R	ER	BB	K
vs. Texas	--	5.0	1	0	0	2	8
vs. #15 TCU	--	1.1	5	4	4	1	0
vs. #9 OSU	W	4.0	3	1	1	2	5
Grambling	--	2.0	2	2	2	2	3
Eastern Illinois	W	4.2	3	0	0	3	6
Eastern Illinois	W	4.2	2	1	1	2	4
Eastern Illinois	--	5.2	6	2	2	2	4
Illinois State	--	1.0	5	2	2	1	1
Wright State	W	4.2	3	1	1	5	7
Wright State	W	5.0	8	3	2	3	6
Wright State	W	6.0	5	1	1	2	5
Army	--	3.2	6	3	3	1	3
Louisiana Tech	W	5.0	4	2	2	4	7
Louisiana Tech	W	9.0	3	1	0	1	6
Louisiana Tech	W	5.0	2	3	1	0	7
UNLV	--	2.1	4	4	4	1	4
UNLV	W	5.0	6	0	0	1	3
Auburn	W	6.0	6	2	2	3	3
Auburn	W	6.0	5	3	3	2	6
Auburn	W	6.0	1	0	0	1	6
SEMO	W	4.0	1	1	1	3	5
at #1 LSU	--	5.1	3	0	0	1	7
at #1 LSU	L	4.1	9	7	7	1	2
at #1 LSU	--	2.1	3	4	4	1	2
Omaha	--	2.0	3	3	3	3	1
Alabama	L	4.0	10	7	7	1	4
Alabama	--	3.1	7	4	4	0	3
Alabama	--	0.2	2	2	2	3	0
at Ole Miss	W	6.0	3	0	0	3	4
at Ole Miss	L	5.0	4	4	4	2	7
at Ole Miss	--	4.2	5	2	2	2	2
Little Rock	W	4.0	5	2	2	3	1
Little Rock	--	3.0	4	3	2	2	6
#16 Tennessee	W	6.0	5	2	1	1	6
#16 Tennessee	W	6.0	6	2	2	3	5
#16 Tennessee	--	3.1	1	2	2	4	3
UCA	--	4.0	1	1	1	1	3
at Georgia	L	5.0	7	6	5	5	2
at Georgia	L	4.0	6	6	6	3	6
at Georgia	--	5.0	3	2	2	3	8
at Missouri State	--	2.0	2	1	1	2	2
Texas A&M	--	4.0	6	4	4	2	1
Texas A&M	--	1.0	0	0	0	1	0
Texas A&M	W	4.0	1	0	0	3	4
vs. Lipscomb	--	2.0	0	0	0	1	2
at Mississippi St.	W	5.0	2	2	1	5	8
at Mississippi St.	W	2.0	0	0	0	1	1
at Mississippi St.	--	3.2	4	4	4	3	3
#6 South Carolina	--	5.2	4	1	1	3	7
#6 South Carolina	--	3.0	1	0	0	0	4
#6 South Carolina	W	9.0	5	1	1	1	10
at #12 Vanderbilt	--	5.0	5	2	2	2	7
at #12 Vanderbilt	--	4.0	2	2	2	0	7
at #12 Vanderbilt	--	2.2	8	4	4	0	3
vs. Texas A&M	--	2.0	2	3	3	2	1
vs. #5 LSU	--	3.2	5	2	2	1	9
vs. Texas A&M	L	3.1	3	1	1	2	3
Santa Clara	--	2.1	3	2	2	2	2
TCU	L	1.0	6	8	8	2	1
Santa Clara	W	5.2	3	3	2	3	6
TCU	--	1.1	1	2	2	1	2

BULLPEN GAME-BY-GAME

Opponent	W-L	IP	H	R	ER	BB	K
vs. Texas	W	4.0	4	2	2	0	5
vs. #15 TCU	L	7.2	14	14	14	10	7
vs. #9 OSU	--	3.0	1	0	0	0	5
Grambling	W	7.0	11	5	5	3	9
Eastern Illinois	--	2.1	3	2	2	0	4
Eastern Illinois	--	4.1	5	2	2	1	4
Eastern Illinois	L	3.1	8	10	8	4	3
Illinois State	W	10.0	8	7	6	2	8
Wright State	--	3.1	6	1	1	1	4
Wright State	--	4.0	2	3	3	3	3
Wright State	--	3.0	3	1	1	0	1
Army	W	5.1	6	2	2	1	3
Louisiana Tech	--	4.0	4	2	2	1	4
Louisiana Tech	--	--	--	--	--	--	--
Louisiana Tech	--	4.0	3	3	2	2	6
UNLV	W	6.2	6	3	3	3	7
UNLV	--	4.0	1	2	0	2	4
Auburn	--	3.0	0	0	0	2	5
Auburn	--	3.0	1	0	0	0	3
Auburn	--	3.0	2	0	0	1	1
SEMO	--	3.0	3	1	1	1	5
at #1 LSU	W	4.2	5	3	3	3	8
at #1 LSU	--	2.1	7	5	5	2	3
at #1 LSU	L	5.2	8	10	7	5	4
Omaha	W	5.0	0	0	0	1	6
Alabama	--	5.0	12	5	5	3	3
Alabama	W	5.2	8	2	2	2	6
Alabama	W	8.1	5	2	2	3	5
at Ole Miss	--	3.0	3	2	2	2	2
at Ole Miss	--	3.0	4	3	3	2	3
at Ole Miss	W	4.1	5	2	2	1	4
Little Rock	--	3.0	6	3	3	3	5
Little Rock	L	6.0	10	8	5	7	7
#16 Tennessee	--	3.0	1	0	0	0	7
#16 Tennessee	--	3.0	1	1	1	2	6
#16 Tennessee	W	5.2	6	0	0	1	4
UCA	W	5.0	6	2	2	2	4
at Georgia	--	3.0	2	0	0	0	2
at Georgia	--	4.0	6	1	1	1	3
at Georgia	L	3.0	6	7	6	3	2
at Missouri State	L	6.0	8	7	7	4	7
Texas A&M	W	5.0	4	1	1	2	4
Texas A&M	W	8.0	4	4	4	6	13
Texas A&M	--	5.0	8	7	6	4	7
vs. Lipscomb	L	9.0	8	8	8	10	10
at Mississippi St.	--	4.0	0	0	0	3	5
at Mississippi St.	--	5.0	7	2	2	1	4
at Mississippi St.	W	5.1	2	2	2	2	2
#6 South Carolina	W	3.1	2	0	0	0	4
#6 South Carolina	L	6.0	5	3	3	2	9
#6 South Carolina	--	--	--	--	--	--	--
at #12 Vanderbilt	W	4.0	1	0	0	0	6
at #12 Vanderbilt	L	4.0	5	8	8	3	7
at #12 Vanderbilt	L	5.1	4	3	3	3	5
vs. Texas A&M	W	9.0	5	2	2	2	8
vs. #5 LSU	W	5.1	6	2	2	1	8
vs. Texas A&M	--	4.2	7	4	4	5	3
Santa Clara	W	6.2	10	4	4	2	3
TCU	--	8.0	15	12	12	1	6
Santa Clara	--	3.1	2	1	1	0	5
TCU	L	6.2	11	10	9	4	7

TEAM RECORD PER STARTER

Pitcher (Total Starts)	Record
Hunter Hollan (15)	11-4
Hagen Smith (11)	8-3
Will McEntire (10)	7-3
Ben Bybee (7)	6-1
Cody Adcock (8)	5-3
Brady Tygart (6)	3-3
Parker Coil (3)	2-1
Zack Morris (1)	1-0

QUALITY STARTS

Pitcher (Total Starts)	QS	Record
Hunter Hollan (15)	6	6-0
Will McEntire (10)	3	3-0
Cody Adcock (8)	1	1-0
Hagen Smith (11)	0	0-0
Ben Bybee (7)	0	0-0
Brady Tygart (6)	0	0-0
Parker Coil (3)	0	0-0
Zack Morris (1)	0	0-0

RUN SUPPORT

Pitcher (Total Starts)	Runs	Per Start
Zack Morris (1)	10	10.0
Parker Coil (3)	26	8.7
Ben Bybee (7)	58	8.3
Hunter Hollan (15)	122	8.1
Cody Adcock (8)	59	7.4
Brady Tygart (6)	43	7.2
Will McEntire (10)	69	6.9
Hagen Smith (11)	75	6.8



STARTER STATISTICS

Player	era	w-l	app	gs	cg	sho	sv	ip	h	r	er	bb	so	2b	3b	hr	b/avg	wp	hp	bks	sfa	sha
25 Brady Tygart	2.37	2-1	6	6	0	0/0	0	19.0	9	6	5	7	21	3	0	2	.141	0	3	0	0	0
33 Hagen Smith	4.17	5-2	11	11	0	0/0	0	49.2	40	24	23	32	75	5	0	4	.222	2	5	0	0	1
39 Hunter Hollan	4.22	7-2	15	15	1	0/0	0	74.2	76	39	35	28	66	11	1	12	.264	3	9	3	3	1
49 Cody Adcock	4.56	3-0	8	8	0	0/1	0	25.2	16	13	13	14	21	3	0	2	.186	3	5	0	0	1
40 Ben Bybee	5.40	2-0	7	7	0	0/0	0	20.0	19	13	12	18	21	5	0	2	.253	2	2	0	1	1
41 Will McEntire	5.77	5-2	10	10	1	0/0	0	48.1	56	33	31	18	40	12	1	15	.290	2	1	0	0	0
36 Parker Coil	7.88	0-0	3	3	0	0/0	0	8.0	10	7	7	3	9	2	0	1	.294	3	0	0	0	0
32 Zack Morris	18.00	0-0	1	1	0	0/0	0	1.0	5	2	2	1	1	2	0	0	.625	0	0	0	0	0
Totals	4.68	24-7	61	61	2	1/1	0	246.1	231	137	128	121	254	43	2	38	.249	15	25	3	4	4
Opponents	6.70	8-27	61	61	0	0/0	0	229.2	224	197	171	137	243	38	3	49	.253	17	31	2	8	3

RELIEVER STATISTICS

Player	era	w-l	app	gs	cg	sho	sv	ip	h	r	er	bb	so	2b	3b	hr	b/avg	wp	hp	bks	sfa	sha
38 Sean Fitzpatrick	0.00	0-0	3	0	0	0/0	0	2.2	5	0	0	2	5	1	0	0	.385	2	0	0	0	0
33 Hagen Smith	2.45	3-0	7	0	0	0/1	2	22.0	16	6	6	10	34	3	0	3	.205	0	2	0	0	2
39 Hunter Hollan	3.00	1-0	2	0	0	0/0	1	6.0	6	2	2	1	8	0	0	1	.273	2	0	0	0	0
28 Koty Frank	3.09	0-0	6	0	0	0/0	0	11.2	9	4	4	1	9	0	0	2	.214	1	0	0	0	1
31 Dylan Carter	3.65	6-0	16	0	0	0/0	2	37.0	37	16	15	11	26	3	0	4	.264	3	2	0	3	0
41 Will McEntire	4.19	3-1	11	0	0	0/0	2	38.2	36	18	18	11	43	4	0	5	.245	2	2	2	1	1
45 Gage Wood	4.80	2-0	23	0	0	0/1	5	30.0	21	17	16	23	42	3	0	1	.198	9	7	1	3	1
25 Brady Tygart	5.68	1-0	4	0	0	0/0	1	6.1	6	5	4	1	10	0	0	2	.231	0	1	0	0	0
36 Parker Coil	5.79	0-1	12	0	0	0/0	1	14.0	21	10	9	6	10	2	0	4	.375	0	1	1	3	0
29 Austin Ledbetter	7.09	0-1	15	0	0	0/1	1	33.0	50	29	26	13	23	6	0	4	.355	3	6	0	4	0
49 Cody Adcock	7.18	1-2	18	0	0	0/0	1	26.1	31	22	21	11	25	2	0	8	.290	1	1	0	1	1
32 Zack Morris	7.31	1-4	17	0	0	0/0	2	32.0	34	32	26	17	38	2	1	4	.260	1	3	1	0	4
46 Christian Foutch	8.76	1-0	14	0	0	0/0	0	12.1	14	12	12	12	9	1	0	4	.280	2	5	0	0	0
40 Ben Bybee	12.27	0-1	8	0	0	0/0	0	7.1	13	11	10	6	8	2	1	2	.371	2	1	0	1	0
15 Ben McLaughlin	16.88	0-1	3	0	0	0/0	0	2.2	5	5	5	4	4	0	0	0	.455	1	0	0	1	1
48 Cooper Dossett	21.60	0-0	2	0	0	0/0	0	1.2	2	4	4	4	3	0	0	0	.286	0	1	0	0	0
37 Jake Faherty	40.50	0-0	1	0	0	0/0	0	0.2	0	3	3	3	1	0	0	0	.000	0	0	2	0	0
Totals	5.70	19-11	61	0	0	1/1	18	284.1	306	196	180	136	298	29	2	44	.275	29	32	7	17	11
Opponents	7.37	10-16	61	0	0	0/0	6	279.2	319	265	229	184	288	54	7	43	.288	37	46	5	25	12



||| GAME-BY-GAME BATTING ORDER (2023)

2023 RECORD: 43-18 • **HOME:** 32-6 • **AWAY:** 7-9 • **NEUTRAL:** 4-3 • **SEC:** 20-10 • **NCAA TOURNAMENT:** NCAA Regionals

Date	Opponent	1	2	3	4	5	6	7	8	9
Feb. 17	vs. Texas	Josenberger	Stovall	Cali	Slavens	Wegner	Bohrofen	Diggs	Polk	Bolton
Feb. 18	vs. #15 TCU	Josenberger	Stovall	Cali	Slavens	Wegner	Bohrofen	Diggs	Polk	Bolton
Feb. 19	vs. #9 Oklahoma State	Josenberger	Stovall	Wegner	Slavens	Diggs	Bohrofen	Jones	Rowland	Bolton
Feb. 21	Grambling	Josenberger	Stovall	Wegner	Slavens	Diggs	Bohrofen	Jones	Rowland	Bolton
Feb. 24	Eastern Illinois	Josenberger	Diggs	Wegner	Slavens	Bohrofen	McLaughlin	Holt	Polk	Bolton
Feb. 25	Eastern Illinois	Josenberger	Stovall	Wegner	Slavens	Bohrofen	Diggs	Cali	Rowland	Bolton
Feb. 26	Eastern Illinois	Josenberger	Stovall	Wegner	Slavens	Bohrofen	Robinett	Polk	Neville	Bolton
March 1	Illinois State	Josenberger	Bohrofen	Wegner	Slavens	Stovall	Diggs	Cali	Rowland	Bolton
March 3	Wright State	Josenberger	Bohrofen	Wegner	Slavens	Stovall	Diggs	Cali	Rowland	Coll
March 4	Wright State	Josenberger	Stovall	Wegner	Slavens	Cali	Bohrofen	Jones	Polk	Bolton
March 5	Wright State	Josenberger	Stovall	Wegner	Slavens	Bohrofen	Diggs	Cali	Rowland	Bolton
March 7	Army	Josenberger	Stovall	Wegner	Slavens	Bohrofen	Diggs	Cali	Polk	Bolton
March 10	Louisiana Tech	Josenberger	Stovall	Wegner	Slavens	Bohrofen	Cali	Diggs	Rowland	Bolton
March 11	Louisiana Tech	Josenberger	Stovall	Wegner	Slavens	Bohrofen	Diggs	Holt	Polk	Bolton
March 12	Louisiana Tech	Josenberger	Stovall	Wegner	Slavens	Bohrofen	Diggs	Holt	Rowland	Bolton
March 14	UNLV	Diggs	Wegner	Bohrofen	Jones	Robinett	Coll	Neville	Polk	Bolton
March 15	UNLV	Josenberger	Wegner	Slavens	Bohrofen	Diggs	Coll	Rowland	Jones	Bolton
March 17	Auburn	Josenberger	Stovall	Wegner	Slavens	Bohrofen	Diggs	Coll	Rowland	Bolton
March 18	Auburn	Josenberger	Stovall	Wegner	Slavens	Bohrofen	Diggs	Coll	Polk	Bolton
March 19	Auburn	Josenberger	Stovall	Wegner	Slavens	Bohrofen	Diggs	Coll	Rowland	Bolton
March 21	SEMO	Grimes	Wegner	Cali	Coll	Jones	Robinett	Holt	Polk	Neville
March 24	at #1 LSU	Josenberger	Stovall	Wegner	Slavens	Bohrofen	Diggs	Coll	Rowland	Bolton
March 25	at #1 LSU [DH-1]	Josenberger	Stovall	Wegner	Slavens	Bohrofen	Diggs	Coll	Polk	Bolton
March 25	at #1 LSU [DH-2]	Josenberger	Stovall	Wegner	Slavens	Bohrofen	Diggs	Cali	Rowland	Bolton
March 28	Omaha	Josenberger	Diggs	Wegner	Bohrofen	Stovall	Jones	Robinett	Rowland	Bolton
March 31	Alabama	Josenberger	Bohrofen	Wegner	Diggs	Stovall	Cali	Slavens	Rowland	Bolton
April 1	Alabama	Josenberger	Stovall	Wegner	Bohrofen	Diggs	Cali	Robinett	Rowland	Bolton
April 2	Alabama	Josenberger	Stovall	Wegner	Bohrofen	Cali	Diggs	Coll	Slavens	Rowland
April 7	at Ole Miss [DH-1]	Josenberger	Stovall	Wegner	Bohrofen	Diggs	Slavens	Cali	Rowland	Bolton
April 7	at Ole Miss [DH-2]	Josenberger	Stovall	Wegner	Bohrofen	Diggs	Cali	Slavens	Rowland	Bolton
April 8	at Ole Miss	Josenberger	Stovall	Wegner	Bohrofen	Diggs	Slavens	Cali	Rowland	Bolton
April 11	Little Rock	Josenberger	Grimes	Wegner	Bohrofen	Cali	Jones	Coll	Holt	Polk
April 12	Little Rock	Josenberger	Grimes	Stovall	Bohrofen	Diggs	Slavens	Jones	Coll	Polk
April 14	#16 Tennessee	Josenberger	Stovall	Bohrofen	Diggs	Slavens	Cali	McLaughlin	Rowland	Bolton
April 15	#16 Tennessee	Josenberger	Stovall	Bohrofen	Diggs	Slavens	Cali	McLaughlin	Rowland	Bolton
April 16	#16 Tennessee	Josenberger	Stovall	Bohrofen	Diggs	Slavens	Cali	McLaughlin	Rowland	Bolton
April 18	UCA	Josenberger	Stovall	Bohrofen	Diggs	Cali	McLaughlin	Jones	Coll	Polk
April 20	at Georgia	Josenberger	Stovall	Bohrofen	Diggs	McLaughlin	Cali	Slavens	Polk	Bolton
April 21	at Georgia	Josenberger	McLaughlin	Bohrofen	Cali	Diggs	Stovall	Coll	Slavens	Polk
April 22	at Georgia	Josenberger	Stovall	Bohrofen	McLaughlin	Diggs	Cali	Slavens	Polk	Bolton
April 25	at Missouri State	Diggs	Bohrofen	Cali	McLaughlin	Slavens	Jones	Holt	Polk	Bolton
April 27	Texas A&M	Diggs	Stovall	Cali	Bohrofen	McLaughlin	Grimes	Slavens	Rowland	Bolton
April 28	Texas A&M	Diggs	Stovall	Bohrofen	Cali	McLaughlin	Slavens	Neville	Rowland	Bolton
April 29	Texas A&M	Diggs	Stovall	Cali	Bohrofen	McLaughlin	Grimes	Slavens	Rowland	Bolton
May 2	vs. Lipscomb	Diggs	Bohrofen	Cali	McLaughlin	Coll	Jones	Polk	Neville	Bolton
May 5	at Mississippi State	Diggs	Bohrofen	McLaughlin	Slavens	Cali	Neville	Holt	Rowland	Bolton
May 6	at Mississippi State	Diggs	Bohrofen	McLaughlin	Slavens	Cali	Neville	Holt	Rowland	Bolton
May 7	at Mississippi State	Diggs	Bohrofen	McLaughlin	Slavens	Cali	Jones	Holt	Rowland	Bolton
May 12	#6 South Carolina	Josenberger	Diggs	Bohrofen	McLaughlin	Cali	Slavens	Holt	Rowland	Bolton
May 13	#6 South Carolina	Josenberger	Diggs	Bohrofen	McLaughlin	Cali	Slavens	Holt	Rowland	Bolton
May 14	#6 South Carolina	Josenberger	Bohrofen	Diggs	Slavens	McLaughlin	Cali	Holt	Rowland	Bolton
May 18	at #12 Vanderbilt	Josenberger	Bohrofen	Wegner	Diggs	Cali	Slavens	Holt	Rowland	Bolton
May 19	at #12 Vanderbilt	Josenberger	Bohrofen	Wegner	Diggs	Cali	Slavens	Holt	Rowland	Bolton
May 20	at #12 Vanderbilt	Josenberger	Diggs	Wegner	Bohrofen	Cali	Slavens	Holt	Coll	Rowland
May 24	vs. Texas A&M	Josenberger	Diggs	Bohrofen	Wegner	Slavens	Cali	Holt	Coll	Rowland
May 25	vs. #5 LSU	Josenberger	Diggs	Bohrofen	Wegner	Slavens	Cali	Holt	Coll	Rowland
May 27	vs. Texas A&M	Josenberger	Diggs	Bohrofen	Wegner	Slavens	Cali	Holt	Rowland	Bolton
June 2	Santa Clara	Josenberger	Holt	Diggs	Slavens	Cali	Bohrofen	Wegner	Rowland	Bolton
June 4	#17 TCU	Josenberger	Diggs	Slavens	Cali	Bohrofen	Wegner	Coll	Rowland	Bolton
June 4	Santa Clara	Josenberger	Bohrofen	Wegner	McLaughlin	Diggs	Cali	Slavens	Rowland	Bolton
June 5	#17 TCU	Josenberger	Bohrofen	Wegner	McLaughlin	Diggs	Cali	Slavens	Rowland	Bolton



2023 RECORD: 43-18 • **HOME:** 32-6 • **AWAY:** 7-9 • **NEUTRAL:** 4-3 • **SEC:** 20-10 • **NCAA TOURNAMENT:** NCAA Regionals

Date	Opponent	C	1B	2B	3B	SS	LF	CF	RF	DH
Feb. 17	vs. Texas	Polk	Slavens	Stovall	Cali	Bolton	Wegner	Josenberger	Bohrofen	Diggs
Feb. 18	vs. #15 TCU	Polk	Slavens	Stovall	Cali	Bolton	Wegner	Josenberger	Bohrofen	Diggs
Feb. 19	vs. #9 Oklahoma State	Rowland	Slavens	Stovall	Jones	Bolton	Wegner	Josenberger	Bohrofen	Diggs
Feb. 21	Grambling	Rowland	Slavens	Stovall	Jones	Bolton	Wegner	Josenberger	Bohrofen	Diggs
Feb. 24	Eastern Illinois	Polk	McLaughlin	Holt	Slavens	Bolton	Wegner	Josenberger	Bohrofen	Diggs
Feb. 25	Eastern Illinois	Rowland	Slavens	Stovall	Cali	Bolton	Wegner	Josenberger	Bohrofen	Diggs
Feb. 26	Eastern Illinois	Polk	Slavens	Stovall	Robinett	Bolton	Wegner	Josenberger	Bohrofen	Neville
March 1	Illinois State	Rowland	Slavens	Stovall	Cali	Bolton	Wegner	Josenberger	Bohrofen	Diggs
March 3	Wright State	Rowland	Slavens	Stovall	Cali	Coll	Wegner	Josenberger	Bohrofen	Diggs
March 4	Wright State	Polk	Slavens	Stovall	Cali	Bolton	Wegner	Josenberger	Bohrofen	Jones
March 5	Wright State	Rowland	Slavens	Stovall	Cali	Bolton	Wegner	Josenberger	Bohrofen	Diggs
March 7	Army	Polk	Slavens	Stovall	Cali	Bolton	Wegner	Josenberger	Bohrofen	Diggs
March 10	Louisiana Tech	Rowland	Slavens	Stovall	Cali	Bolton	Wegner	Josenberger	Bohrofen	Diggs
March 11	Louisiana Tech	Polk	Slavens	Stovall	Holt	Bolton	Wegner	Josenberger	Bohrofen	Diggs
March 12	Louisiana Tech	Rowland	Slavens	Stovall	Holt	Bolton	Wegner	Josenberger	Bohrofen	Diggs
March 14	UNLV	Polk	Robinett	Coll	Jones	Bolton	Neville	Wegner	Bohrofen	Diggs
March 15	UNLV	Rowland	Slavens	Jones	Coll	Bolton	Wegner	Josenberger	Diggs	Bohrofen
March 17	Auburn	Rowland	Slavens	Stovall	Coll	Bolton	Wegner	Josenberger	Bohrofen	Diggs
March 18	Auburn	Polk	Slavens	Stovall	Coll	Bolton	Wegner	Josenberger	Bohrofen	Diggs
March 19	Auburn	Rowland	Slavens	Stovall	Coll	Bolton	Wegner	Josenberger	Bohrofen	Diggs
March 21	SEMO	Polk	Robinett	Holt	Cali	Coll	Wegner	Neville	Grimes	Jones
March 24	at #1 LSU	Rowland	Slavens	Stovall	Coll	Bolton	Wegner	Josenberger	Bohrofen	Diggs
March 25	at #1 LSU [DH-1]	Polk	Slavens	Stovall	Coll	Bolton	Wegner	Josenberger	Bohrofen	Diggs
March 25	at #1 LSU [DH-2]	Rowland	Slavens	Stovall	Cali	Bolton	Wegner	Josenberger	Bohrofen	Diggs
March 28	Omaha	Rowland	Jones	Stovall	Robinett	Bolton	Wegner	Josenberger	Bohrofen	Diggs
March 31	Alabama	Rowland	Slavens	Stovall	Cali	Bolton	Wegner	Josenberger	Bohrofen	Diggs
April 1	Alabama	Rowland	Robinett	Stovall	Cali	Bolton	Wegner	Josenberger	Bohrofen	Diggs
April 2	Alabama	Rowland	Slavens	Stovall	Cali	Coll	Wegner	Josenberger	Bohrofen	Diggs
April 7	at Ole Miss [DH-1]	Rowland	Slavens	Stovall	Cali	Bolton	Wegner	Josenberger	Bohrofen	Diggs
April 7	at Ole Miss [DH-2]	Rowland	Slavens	Stovall	Cali	Bolton	Wegner	Josenberger	Bohrofen	Diggs
April 8	at Ole Miss	Rowland	Slavens	Stovall	Cali	Bolton	Wegner	Josenberger	Bohrofen	Diggs
April 11	Little Rock	Polk	Jones	Holt	Cali	Coll	Wegner	Josenberger	Grimes	Bohrofen
April 12	Little Rock	Polk	Slavens	Stovall	Jones	Coll	Grimes	Josenberger	Bohrofen	Diggs
April 14	#16 Tennessee	Rowland	Slavens	Stovall	Cali	Bolton	Bohrofen	Josenberger	Diggs	McLaughlin
April 15	#16 Tennessee	Rowland	Slavens	Stovall	Cali	Bolton	Bohrofen	Josenberger	Diggs	McLaughlin
April 16	#16 Tennessee	Rowland	Slavens	Stovall	Cali	Bolton	Bohrofen	Josenberger	Diggs	McLaughlin
April 18	UCA	Polk	McLaughlin	Stovall	Cali	Coll	Bohrofen	Josenberger	Diggs	Jones
April 20	at Georgia	Polk	Slavens	Stovall	Cali	Bolton	Bohrofen	Josenberger	Diggs	McLaughlin
April 21	at Georgia	Polk	Slavens	Stovall	Cali	Coll	Bohrofen	Josenberger	Diggs	McLaughlin
April 22	at Georgia	Polk	Slavens	Stovall	Cali	Bolton	Bohrofen	Josenberger	Diggs	McLaughlin
April 25	at Missouri State	Polk	McLaughlin	Holt	Cali	Bolton	Slavens	Bohrofen	Diggs	Jones
April 27	Texas A&M	Rowland	Slavens	Stovall	Cali	Bolton	Grimes	Bohrofen	Diggs	McLaughlin
April 28	Texas A&M	Rowland	Slavens	Stovall	Cali	Bolton	Neville	Bohrofen	Diggs	McLaughlin
April 29	Texas A&M	Rowland	Slavens	Stovall	Cali	Bolton	Grimes	Bohrofen	Diggs	McLaughlin
May 2	vs. Lipscomb	Polk	Jones	Coll	Cali	Bolton	Neville	Bohrofen	Diggs	McLaughlin
May 5	at Mississippi State	Rowland	Slavens	Holt	Cali	Bolton	Neville	Bohrofen	Diggs	McLaughlin
May 6	at Mississippi State	Rowland	Slavens	Holt	Cali	Bolton	Neville	Bohrofen	Diggs	McLaughlin
May 7	at Mississippi State	Rowland	Slavens	Holt	Cali	Bolton	Jones	Bohrofen	Diggs	McLaughlin
May 12	#6 South Carolina	Rowland	Slavens	Holt	Cali	Bolton	Bohrofen	Josenberger	Diggs	McLaughlin
May 13	#6 South Carolina	Rowland	Slavens	Holt	Cali	Bolton	Bohrofen	Josenberger	Diggs	McLaughlin
May 14	#6 South Carolina	Rowland	Slavens	Holt	Cali	Bolton	Bohrofen	Josenberger	Diggs	McLaughlin
May 18	at #12 Vanderbilt	Rowland	Slavens	Holt	Cali	Bolton	Wegner	Josenberger	Bohrofen	Diggs
May 19	at #12 Vanderbilt	Rowland	Slavens	Holt	Cali	Bolton	Wegner	Josenberger	Bohrofen	Diggs
May 20	at #12 Vanderbilt	Rowland	Slavens	Holt	Cali	Coll	Wegner	Josenberger	Bohrofen	Diggs
May 24	vs. Texas A&M	Rowland	Slavens	Holt	Cali	Coll	Wegner	Josenberger	Bohrofen	Diggs
May 25	vs. #5 LSU	Rowland	Slavens	Holt	Cali	Coll	Wegner	Josenberger	Bohrofen	Diggs
May 27	vs. Texas A&M	Rowland	Slavens	Holt	Cali	Bolton	Wegner	Josenberger	Bohrofen	Diggs
June 2	Santa Clara	Rowland	Slavens	Holt	Cali	Bolton	Wegner	Josenberger	Bohrofen	Diggs
June 4	#17 TCU	Rowland	Slavens	Coll	Cali	Bolton	Wegner	Josenberger	Bohrofen	Diggs
June 4	Santa Clara	Rowland	Slavens	Cali	McLaughlin	Bolton	Wegner	Josenberger	Bohrofen	Diggs
June 5	#17 TCU	Rowland	Slavens	Cali	McLaughlin	Bolton	Wegner	Josenberger	Bohrofen	Diggs



||| GAME-BY-GAME HITTING (2023)

2023 RECORD: 43-18 • **HOME:** 32-6 • **AWAY:** 7-9 • **NEUTRAL:** 4-3 • **SEC:** 20-10 • **NCAA TOURNAMENT:** NCAA Regionals

Date	Opponent	AB	R	H	RBI	2B	3B	HR	BB	IBB	SB	CS	HBP	SAC	SF	GDP	K	PO	A	E	Avg
Feb. 17	vs. Texas	34	3	8	3	2	0	0	4	0	0	0	1	0	0	2	12	27	11	1	.235
Feb. 18	vs. #15 TCU	37	6	9	6	2	0	4	2	0	0	0	0	0	0	0	11	27	11	0	.239
Feb. 19	vs. #9 Oklahoma State	32	18	14	17	2	1	2	10	0	0	0	3	0	3	0	9	21	5	0	.301
Feb. 21	Grambling	26	9	9	9	3	0	0	7	0	4	0	2	0	4	1	5	27	9	2	.310
Feb. 24	Eastern Illinois	31	13	11	9	0	0	1	5	0	3	0	2	0	0	2	5	21	5	0	.319
Feb. 25	Eastern Illinois	37	10	13	10	4	0	1	7	1	1	0	1	0	0	0	6	27	7	0	.325
Feb. 26	Eastern Illinois	32	3	4	3	1	0	1	1	0	0	0	0	0	0	0	6	27	7	2	.297
March 1	Illinois State	44	10	14	10	4	0	4	5	0	3	1	2	0	0	0	6	33	14	2	.300
March 3	Wright State	32	12	9	12	2	0	4	6	0	2	0	1	0	0	0	7	24	10	0	.298
March 4	Wright State	35	12	14	12	3	0	3	9	0	1	1	2	0	1	1	5	27	7	1	.309
March 5	Wright State	34	6	11	6	1	0	2	5	0	2	1	0	0	0	2	8	27	11	1	.310
March 7	Army	29	7	8	7	0	0	3	4	0	0	0	2	0	0	3	5	27	12	1	.308
March 10	Louisiana Tech	30	7	11	7	0	0	2	9	0	0	2	2	1	2	1	5	27	10	0	.312
March 11	Louisiana Tech	31	6	9	6	2	1	3	3	0	0	1	0	0	0	1	5	27	3	1	.310
March 12	Louisiana Tech	35	15	11	14	2	1	2	12	0	0	0	1	0	1	0	4	27	6	2	.311
March 14	UNLV	37	13	14	12	4	1	1	7	0	1	1	1	0	0	0	14	27	5	2	.315
March 15	UNLV	31	5	7	5	3	0	1	4	0	0	0	1	0	0	1	3	27	8	2	.310
March 17	Auburn	31	7	8	7	1	0	1	7	0	1	0	1	0	1	0	11	27	9	0	.308
March 18	Auburn	33	9	9	9	3	0	1	3	0	0	0	1	0	1	0	9	27	12	1	.306
March 19	Auburn	28	5	9	5	2	0	1	3	0	0	1	3	0	0	2	8	27	7	0	.307
March 21	SEMO	30	12	11	10	3	0	1	3	0	0	0	0	0	0	0	9	21	7	0	.309
March 24	at #1 LSU	34	9	7	9	1	0	2	6	0	0	1	1	0	2	0	15	30	4	0	.304
March 25	at #1 LSU [DH-1]	24	2	3	2	0	0	1	2	0	0	0	3	0	0	1	9	20	4	0	.299
March 25	at #1 LSU [DH-2]	35	5	9	5	3	0	1	7	0	0	0	1	0	0	0	11	24	5	2	.297
March 28	Omaha	30	16	14	15	1	1	1	9	0	0	0	1	0	1	2	5	21	5	1	.303
March 31	Alabama	30	1	3	1	0	0	1	2	0	0	0	1	0	0	1	12	27	10	1	.296
April 1	Alabama	30	9	10	9	2	0	3	5	0	1	1	0	1	0	1	11	27	10	0	.297
April 2	Alabama	33	5	9	4	0	0	1	4	0	0	0	0	0	0	1	5	27	12	2	.296
April 7	at Ole Miss [DH-1]	40	11	15	11	2	1	2	5	0	2	0	0	0	1	2	10	27	9	0	.299
April 7	at Ole Miss [DH-2]	34	4	7	4	1	0	1	6	0	1	0	2	0	0	0	10	24	9	0	.296
April 8	at Ole Miss	35	6	8	5	1	0	1	2	0	1	0	0	0	0	1	10	27	13	0	.294
April 11	Little Rock	28	21	13	20	0	0	2	15	0	0	0	3	0	2	1	4	21	8	0	.298
April 12	Little Rock	33	4	6	4	2	0	2	7	0	0	0	1	0	0	1	8	27	9	2	.295
April 14	#16 Tennessee	32	5	7	3	0	0	2	2	0	3	0	1	0	0	1	9	27	6	1	.293
April 15	#16 Tennessee	28	6	4	5	0	0	1	4	0	5	0	4	1	0	0	14	27	9	1	.289
April 16	#16 Tennessee	28	7	8	7	0	2	1	6	0	1	1	1	0	1	2	8	27	10	0	.289
April 18	UCA	37	6	13	5	1	0	0	2	0	1	0	2	0	0	0	7	27	13	1	.291
April 20	at Georgia	36	5	10	5	5	0	0	3	0	0	0	3	0	1	0	8	24	12	1	.290
April 21	at Georgia	31	3	7	3	3	0	1	3	0	0	2	0	0	1	0	5	24	8	0	.289
April 22	at Georgia	32	8	7	8	1	0	3	6	0	0	0	1	1	1	1	12	24	8	1	.287
April 25	at Missouri State	32	4	5	3	1	1	0	2	0	0	0	1	0	0	0	9	24	7	0	.284
April 27	Texas A&M	32	7	9	7	1	0	2	14	0	3	0	0	0	0	1	13	27	11	0	.284
April 28	Texas A&M	30	10	11	8	2	1	1	7	0	0	1	0	2	2	0	8	27	9	0	.286
April 29	Texas A&M	28	8	9	6	0	0	0	5	0	1	1	1	3	2	0	11	27	9	1	.286
May 2	vs. Lipscomb	37	6	5	3	1	0	1	9	0	3	0	3	0	0	1	12	33	11	2	.283
May 5	at Mississippi State	33	6	7	5	1	0	2	4	0	0	0	0	1	0	0	10	27	7	0	.281
May 6	at Mississippi State	30	14	11	13	2	0	3	8	0	1	0	1	2	1	1	4	21	4	2	.283
May 7	at Mississippi State	35	11	9	11	2	0	3	6	0	1	1	3	0	0	1	10	27	16	1	.282
May 12	#6 South Carolina	31	4	8	3	2	0	0	5	0	0	0	0	0	0	1	12	27	7	0	.282
May 13	#6 South Carolina	31	1	6	1	1	0	0	3	0	0	0	0	1	0	1	8	27	5	0	.280
May 14	#6 South Carolina	34	5	10	5	4	0	1	0	0	2	0	0	0	0	0	9	27	8	0	.280
May 18	at #12 Vanderbilt	33	8	7	5	1	0	1	8	1	2	0	2	1	0	0	10	27	11	0	.279
May 19	at #12 Vanderbilt	38	8	11	8	3	0	2	3	0	0	0	1	0	0	0	9	24	6	0	.279
May 20	at #12 Vanderbilt	35	6	9	5	1	0	0	4	0	3	0	2	0	1	1	10	24	9	1	.279
May 24	vs. Texas A&M	34	6	8	6	0	0	2	8	0	0	0	3	1	1	3	9	33	8	0	.278
May 25	vs. #5 LSU	30	5	6	4	0	0	0	2	0	0	0	2	0	0	0	10	27	7	0	.277
May 27	vs. Texas A&M	37	4	10	4	2	0	0	1	0	0	0	2	0	0	1	14	24	6	0	.276
June 2	Santa Clara	33	13	10	13	0	0	2	10	0	1	0	3	0	1	0	7	27	6	1	.277
June 4	#17 TCU	37	5	10	5	0	0	4	0	0	0	0	0	0	0	0	11	27	7	0	.277
June 4	Santa Clara	33	6	6	6	1	0	2	4	0	0	0	0	0	1	0	11	27	9	1	.275
June 5	#17 TCU	28	4	3	4	0	0	2	6	0	3	0	2	0	1	0	8	24	9	1	.273
	Totals	1990	462	543	429	92	10	92	321	2	53	16	77	15	33	42	531	1592	512	41	.273



2023 RECORD: 43-18 • **HOME:** 32-6 • **AWAY:** 7-9 • **NEUTRAL:** 4-3 • **SEC:** 20-10 • **NCAA TOURNAMENT:** NCAA Regionals

Date	Opponent	IP	H	R	ER	BB	SO	2B	3B	HR	WP	BK	HBP	DP	IBB	Score	W	L	SV	ERA
Feb. 17	vs. Texas	9.0	5	2	2	2	13	1	0	1	1	0	0	2	0	3-2	1	0	1	2.00
Feb. 18	vs. #15 TCU	9.0	19	18	18	11	7	3	0	1	1	0	3	0	0	6-18	1	1	1	10.00
Feb. 19	vs. #9 Oklahoma State	7.0	4	1	1	2	10	1	0	0	0	0	1	0	0	18-1	2	1	1	7.56
Feb. 21	Grambling	9.0	13	7	7	5	12	0	0	1	0	1	0	1	0	9-7	3	1	1	7.41
Feb. 24	Eastern Illinois	7.0	6	2	2	3	10	2	0	0	0	0	2	0	0	13-2	4	1	1	6.59
Feb. 25	Eastern Illinois	9.0	7	3	3	3	8	0	0	2	0	0	0	0	0	10-3	5	1	1	5.94
Feb. 26	Eastern Illinois	9.0	14	12	10	6	7	2	0	3	2	0	0	1	0	3-12	5	2	1	6.56
March 1	Illinois State	11.0	13	9	8	3	9	2	0	3	0	0	1	0	0	10-9	6	2	1	6.56
March 3	Wright State	8.0	9	2	2	6	11	0	0	1	1	0	0	0	0	12-2	7	2	1	6.12
March 4	Wright State	9.0	10	6	5	6	9	2	1	2	0	2	0	1	0	12-6	8	2	1	6.00
March 5	Wright State	9.0	8	2	2	2	6	1	0	0	0	0	1	1	0	6-2	9	2	2	5.62
March 7	Army	9.0	12	5	5	2	6	1	0	1	2	0	0	1	0	7-5	10	2	2	5.57
March 10	Louisiana Tech	9.0	8	4	4	5	11	1	0	1	0	0	0	2	0	7-4	11	2	3	5.45
March 11	Louisiana Tech	9.0	3	1	0	1	6	0	0	0	0	0	0	0	0	6-1	12	2	3	5.05
March 12	Louisiana Tech	9.0	5	6	3	2	13	0	0	1	1	0	3	2	0	15-6	13	2	3	4.91
March 14	UNLV	9.0	10	7	7	4	11	2	0	0	2	0	0	1	0	13-7	14	2	3	5.04
March 15	UNLV	9.0	7	2	0	3	7	2	0	0	0	0	1	1	0	5-2	15	2	4	4.74
March 17	Auburn	9.0	6	2	2	5	8	0	0	1	0	0	1	1	0	7-2	16	2	5	4.58
March 18	Auburn	9.0	6	3	3	2	9	1	0	2	0	0	2	1	0	9-3	17	2	6	4.50
March 19	Auburn	9.0	3	0	0	2	7	0	0	0	1	0	2	1	0	5-0	18	2	6	4.27
March 21	SEMO	7.0	4	2	2	4	10	0	0	1	0	0	1	0	0	12-2	19	2	7	4.21
March 24	at #1 LSU	10.0	8	3	3	4	15	0	1	2	0	0	1	0	0	9-3	20	2	7	4.13
March 25	at #1 LSU [DH-1]	6.2	16	12	12	3	5	3	1	3	2	0	1	0	0	2-12	20	3	7	4.53
March 25	at #1 LSU [DH-2]	8.0	11	14	10	6	6	0	1	4	1	0	2	1	0	5-14	20	4	7	4.79
March 28	Omaha	7.0	3	3	3	4	7	1	0	0	1	0	1	0	0	16-3	21	4	7	4.76
March 31	Alabama	9.0	22	12	12	4	7	2	0	4	0	0	0	0	0	1-12	21	5	7	5.05
April 1	Alabama	9.0	15	6	6	2	9	3	0	2	1	0	1	1	1	9-6	22	5	7	5.08
April 2	Alabama	9.0	7	4	4	6	5	1	0	1	2	0	0	0	0	5-4	23	5	8	5.04
April 7	at Ole Miss [DH-1]	9.0	6	2	2	5	6	0	0	1	0	0	2	3	0	11-2	24	5	8	4.94
April 7	at Ole Miss [DH-2]	8.0	8	7	7	4	10	2	0	2	2	0	1	1	0	4-7	24	6	8	5.03
April 8	at Ole Miss	9.0	10	4	4	3	6	2	0	1	1	0	0	2	0	6-4	25	6	9	4.99
April 11	Little Rock	7.0	11	5	5	6	6	0	0	0	3	0	0	2	0	21-5	26	6	9	5.03
April 12	Little Rock	9.0	14	11	7	9	13	3	0	1	2	0	1	1	0	4-11	26	7	9	5.09
April 14	#16 Tennessee	9.0	6	2	1	1	13	1	0	1	0	1	1	0	0	5-2	27	7	10	4.96
April 15	#16 Tennessee	9.0	7	3	3	5	11	2	0	2	4	0	0	2	0	6-3	28	7	11	4.91
April 16	#16 Tennessee	9.0	7	2	2	5	7	2	0	0	0	0	1	2	0	7-2	29	7	11	4.82
April 18	UCA	9.0	7	3	3	3	7	1	0	1	0	0	4	1	0	6-3	30	7	12	4.77
April 20	at Georgia	8.0	9	6	5	5	4	0	0	1	1	0	1	2	0	5-6	30	8	12	4.79
April 21	at Georgia	8.0	12	7	7	4	9	0	0	4	1	0	0	2	0	3-7	30	9	12	4.87
April 22	at Georgia	8.0	9	9	8	6	10	1	0	3	1	0	0	0	0	8-9	30	10	12	4.96
April 25	at Missouri State	8.0	10	8	8	6	9	2	0	2	0	0	0	2	0	4-8	30	11	12	5.05
April 27	Texas A&M	9.0	10	5	5	4	5	1	0	2	1	0	0	1	0	7-5	31	11	12	5.05
April 28	Texas A&M	9.0	4	4	4	7	13	0	0	2	0	1	2	0	0	10-4	32	11	13	5.03
April 29	Texas A&M	9.0	9	7	6	7	11	2	0	1	2	0	3	2	0	8-7	33	11	14	5.05
May 2	vs. Lipscomb	11.0	8	8	8	11	12	0	0	1	1	0	2	1	0	6-8	33	12	14	5.09
May 5	at Mississippi State	9.0	2	2	1	8	13	0	0	0	1	0	2	0	0	6-2	34	12	15	5.00
May 6	at Mississippi State	7.0	7	2	2	2	5	1	0	1	0	0	0	1	0	14-2	35	12	16	4.96
May 7	at Mississippi State	9.0	6	6	6	5	5	1	0	2	0	2	1	1	0	11-6	36	12	16	4.98
May 12	#6 South Carolina	9.0	6	1	1	3	11	0	0	0	0	0	2	2	0	4-1	37	12	16	4.90
May 13	#6 South Carolina	9.0	6	3	3	2	13	0	0	0	1	0	2	0	0	1-3	37	13	16	4.86
May 14	#6 South Carolina	9.0	5	1	1	1	10	1	0	1	0	0	0	1	0	5-1	38	13	16	4.78
May 18	at #12 Vanderbilt	9.0	6	2	2	2	13	0	0	0	0	0	1	1	0	8-2	39	13	17	4.72
May 19	at #12 Vanderbilt	8.0	7	10	10	3	14	0	0	3	0	0	1	0	0	8-10	39	14	17	4.84
May 20	at #12 Vanderbilt	8.0	12	7	7	3	8	3	0	1	0	2	0	2	0	6-7	39	15	17	4.89
May 24	vs. Texas A&M	11.0	7	5	5	4	9	1	0	2	0	0	0	0	0	6-5	40	15	17	4.87
May 25	vs. #5 LSU	9.0	11	4	4	2	17	0	0	1	2	0	0	1	0	5-4	41	15	17	4.85
May 27	vs. Texas A&M	8.0	10	5	5	7	6	5	0	0	0	0	1	1	0	4-5	41	16	17	4.87
June 2	Santa Clara	9.0	13	6	6	5	5	3	0	1	0	0	0	0	0	13-6	42	16	17	4.89
June 4	#17 TCU	9.0	21	20	20	3	7	2	0	4	1	0	3	0	0	5-20	42	17	17	5.15
June 4	Santa Clara	9.0	5	4	3	3	11	1	0	0	1	1	1	1	0	6-4	43	17	18	5.11
June 5	#17 TCU	8.0	12	12	11	5	9	4	0	4	1	0	1	0	2	4-12	43	18	18	5.22
	Totals	530.2	537	333	308	257	552	72	4	82	44	10	57	54	3	462-333	43	18	18	5.22

A ||| HITTERS



1 TY WILMSMEYER

SEASON HIGHS

Category	High	Opponent (Last)	Date
Hits	--	--	--
Runs	--	--	--
Doubles	--	--	--
Triples	--	--	--
Home Runs	--	--	--
RBI	--	--	--
Walks	--	--	--
Stolen Bases	--	--	--

CAREER HIGHS

Category	High	Opponent (Last)	Date
Hits	4	vs. TCU	2/19/23
Runs	3	2x (at Texas A&M)	4/15/23
Doubles	2	2x (at FIU)	2/26/23
Triples	1	at South Carolina	3/25/23
Home Runs	2	Ole Miss	5/6/23
RBI	4	Georgia	5/12/23
Walks	2	4x (Lindenwood)	2/28/23
Stolen Bases	2	2x (Alabama)	4/23/23



3 NOLAN SOUZA

SEASON HIGHS

Category	High	Opponent (Last)	Date
Hits	--	--	--
Runs	--	--	--
Doubles	--	--	--
Triples	--	--	--
Home Runs	--	--	--
RBI	--	--	--
Walks	--	--	--
Stolen Bases	--	--	--

CAREER HIGHS

Category	High	Opponent (Last)	Date
Hits	--	--	--
Runs	--	--	--
Doubles	--	--	--
Triples	--	--	--
Home Runs	--	--	--
RBI	--	--	--
Walks	--	--	--
Stolen Bases	--	--	--



4 JACK WAGNER

SEASON HIGHS

Category	High	Opponent (Last)	Date
Hits	--	--	--
Runs	--	--	--
Doubles	--	--	--
Triples	--	--	--
Home Runs	--	--	--
RBI	--	--	--
Walks	--	--	--
Stolen Bases	--	--	--

CAREER HIGHS

Category	High	Opponent (Last)	Date
Hits	5	at California Baptist	4/14/23
Runs	4	2x (at California Baptist)	4/14/23
Doubles	2	Prairie View A&M	3/3/23
Triples	2	New Mexico State	4/21/23
Home Runs	2	2x (Grand Canyon)	5/6/23
RBI	5	2x (Grand Canyon)	5/6/23
Walks	3	vs. Texas Tech	5/24/19
Stolen Bases	2	at Belmont	2/14/20



5 KENDALL DIGGS

SEASON HIGHS

Category	High	Opponent (Last)	Date
Hits	--	--	--
Runs	--	--	--
Doubles	--	--	--
Triples	--	--	--
Home Runs	--	--	--
RBI	--	--	--
Walks	--	--	--
Stolen Bases	--	--	--

CAREER HIGHS

Category	High	Opponent (Last)	Date
Hits	3	5x (at Mississippi State)	5/6/23
Runs	3	3x (at Georgia)	4/22/23
Doubles	2	3x (at Georgia)	4/20/23
Triples	1	at Ole Miss	4/7/23
Home Runs	1	15x (Santa Clara)	6/4/23
RBI	5	at Mississippi State	5/6/23
Walks	3	at Georgia	4/22/23
Stolen Bases	1	2x (#16 Tennessee)	4/14/23


6 BEN McLAUGHLIN
SEASON HIGHS

Category	High	Opponent (Last)	Date
Hits	--	--	--
Runs	--	--	--
Doubles	--	--	--
Triples	--	--	--
Home Runs	--	--	--
RBI	--	--	--
Walks	--	--	--
Stolen Bases	--	--	--

CAREER HIGHS

Category	High	Opponent (Last)	Date
Hits	3	at Mississippi State	5/7/23
Runs	2	2x (vs. Lipscomb)	5/2/23
Doubles	1	3x (vs. Lipscomb)	5/2/23
Triples	1	#16 Tennessee	4/16/23
Home Runs	1	2x (#6 South Carolina)	5/14/23
RBI	2	3x (at Mississippi State)	5/6/23
Walks	2	at Mississippi State	5/7/23
Stolen Bases	--	--	--


8 HUDSON WHITE
SEASON HIGHS

Category	High	Opponent (Last)	Date
Hits	--	--	--
Runs	--	--	--
Doubles	--	--	--
Triples	--	--	--
Home Runs	--	--	--
RBI	--	--	--
Walks	--	--	--
Stolen Bases	--	--	--

CAREER HIGHS

Category	High	Opponent (Last)	Date
Hits	5	at Kansas	4/2/22
Runs	5	at Kansas	4/2/22
Doubles	2	at Rice	3/13/22
Triples	--	--	--
Home Runs	2	Kansas	5/20/23
RBI	6	Kansas	5/20/23
Walks	4	New Mexico	3/15/22
Stolen Bases	1	6x (Iowa)	3/11/23


9 WEHIWA ALOY
SEASON HIGHS

Category	High	Opponent (Last)	Date
Hits	--	--	--
Runs	--	--	--
Doubles	--	--	--
Triples	--	--	--
Home Runs	--	--	--
RBI	--	--	--
Walks	--	--	--
Stolen Bases	--	--	--

CAREER HIGHS

Category	High	Opponent (Last)	Date
Hits	4	2x (at New Mexico State)	4/28/23
Runs	3	7x (Utah Tech)	5/18/23
Doubles	2	at Abilene Christian	3/26/23
Triples	1	5x (Utah Tech)	5/18/23
Home Runs	1	14x (Utah Tech)	5/18/23
RBI	4	2x (at Stephen F. Austin)	4/1/23
Walks	1	15x (Utah Tech)	5/20/23
Stolen Bases	1	2x (Tulane)	3/5/23


10 PEYTON STOVALL
SEASON HIGHS

Category	High	Opponent (Last)	Date
Hits	--	--	--
Runs	--	--	--
Doubles	--	--	--
Triples	--	--	--
Home Runs	--	--	--
RBI	--	--	--
Walks	--	--	--
Stolen Bases	--	--	--

CAREER HIGHS

Category	High	Opponent (Last)	Date
Hits	5	vs. #25 Auburn	6/21/22
Runs	4	UCA	4/5/22
Doubles	2	at Texas A&M	4/24/22
Triples	1	Louisiana Tech	3/11/23
Home Runs	1	11x (Texas A&M)	4/27/23
RBI	4	3x (Texas A&M)	4/27/23
Walks	2	3x (vs. #9 Oklahoma State)	2/19/23
Stolen Bases	2	Grambling	2/21/23



12 JARED SPRAGUE-LOTT

SEASON HIGHS

Category	High	Opponent (Last)	Date
Hits	--	--	--
Runs	--	--	--
Doubles	--	--	--
Triples	--	--	--
Home Runs	--	--	--
RBI	--	--	--
Walks	--	--	--
Stolen Bases	--	--	--

CAREER HIGHS

Category	High	Opponent (Last)	Date
Hits	3	17x (Fordham)	4/22/23
Runs	4	2x (at VCU)	5/12/23
Doubles	2	2x (Yale)	2/26/23
Triples	1	5x (St. Bonaventure)	4/29/22
Home Runs	2	2x (St. Bonaventure)	5/5/23
RBI	5	Towson	4/11/21
Walks	3	4x (Norfolk State)	5/16/23
Stolen Bases	1	5x (Norfolk State)	5/16/23



13 JAYSON JONES

SEASON HIGHS

Category	High	Opponent (Last)	Date
Hits	--	--	--
Runs	--	--	--
Doubles	--	--	--
Triples	--	--	--
Home Runs	--	--	--
RBI	--	--	--
Walks	--	--	--
Stolen Bases	--	--	--

CAREER HIGHS

Category	High	Opponent (Last)	Date
Hits	2	2x (SEMO)	3/21/23
Runs	3	Little Rock	4/11/23
Doubles	1	2x (UNLV)	3/15/23
Triples	--	--	--
Home Runs	1	2x (Wright State)	3/4/23
RBI	2	2x (SEMO)	3/21/23
Walks	3	4x (vs. Lipscomb)	5/2/23
Stolen Bases	1	2x (vs. Lipscomb)	5/2/23



14 ROSS LOVICH

SEASON HIGHS

Category	High	Opponent (Last)	Date
Hits	--	--	--
Runs	--	--	--
Doubles	--	--	--
Triples	--	--	--
Home Runs	--	--	--
RBI	--	--	--
Walks	--	--	--
Stolen Bases	--	--	--

CAREER HIGHS

Category	High	Opponent (Last)	Date
Hits	4	2x (Georgia)	5/12/23
Runs	3	4x (Georgia)	5/12/23
Doubles	2	Tennessee	3/17/23
Triples	1	2x (Georgia)	5/13/23
Home Runs	2	Mississippi State	4/30/22
RBI	4	Mississippi State	4/30/22
Walks	2	2x (vs. Illinois)	3/29/22
Stolen Bases	3	at Nicholls	2/19/22



16 HUDSON POLK

SEASON HIGHS

Category	High	Opponent (Last)	Date
Hits	--	--	--
Runs	--	--	--
Doubles	--	--	--
Triples	--	--	--
Home Runs	--	--	--
RBI	--	--	--
Walks	--	--	--
Stolen Bases	--	--	--

CAREER HIGHS

Category	High	Opponent (Last)	Date
Hits	3	Pacific	4/16/22
Runs	2	2x (Little Rock)	4/11/23
Doubles	1	3x (at Georgia)	4/21/23
Triples	1	Pacific	4/16/22
Home Runs	1	3x (at Georgia)	4/22/23
RBI	2	5x (at Georgia)	4/22/23
Walks	2	2x (at Oral Roberts)	4/26/22
Stolen Bases	1	UTSA	3/13/22



17 HUNTER GRIMES

SEASON HIGHS

Category	High	Opponent (Last)	Date
Hits	--	--	--
Runs	--	--	--
Doubles	--	--	--
Triples	--	--	--
Home Runs	--	--	--
RBI	--	--	--
Walks	--	--	--
Stolen Bases	--	--	--

CAREER HIGHS

Category	High	Opponent (Last)	Date
Hits	4	vs. Western Kentucky	5/24/19
Runs	4	vs. Western Kentucky	5/24/19
Doubles	1	2x (vs. Western Kentucky)	5/24/19
Triples	1	UNLV	3/14/23
Home Runs	2	at Louisiana Tech	4/5/19
RBI	3	2x (Little Rock)	4/11/23
Walks	3	Little Rock	4/11/23
Stolen Bases	--	--	--



18 REESE ROBINETT

SEASON HIGHS

Category	High	Opponent (Last)	Date
Hits	--	--	--
Runs	--	--	--
Doubles	--	--	--
Triples	--	--	--
Home Runs	--	--	--
RBI	--	--	--
Walks	--	--	--
Stolen Bases	--	--	--

CAREER HIGHS

Category	High	Opponent (Last)	Date
Hits	2	SEMO	3/21/23
Runs	2	2x (Omaha)	3/28/23
Doubles	--	--	--
Triples	--	--	--
Home Runs	1	2x (at #1 LSU)	3/24/23
RBI	3	at #1 LSU	3/24/23
Walks	1	Omaha	3/28/23
Stolen Bases	--	--	--



19 WILL EDMUNSON

SEASON HIGHS

Category	High	Opponent (Last)	Date
Hits	--	--	--
Runs	--	--	--
Doubles	--	--	--
Triples	--	--	--
Home Runs	--	--	--
RBI	--	--	--
Walks	--	--	--
Stolen Bases	--	--	--

CAREER HIGHS

Category	High	Opponent (Last)	Date
Hits	--	--	--
Runs	--	--	--
Doubles	--	--	--
Triples	--	--	--
Home Runs	--	--	--
RBI	--	--	--
Walks	--	--	--
Stolen Bases	--	--	--



22 TY WAIDE

SEASON HIGHS

Category	High	Opponent (Last)	Date
Hits	--	--	--
Runs	--	--	--
Doubles	--	--	--
Triples	--	--	--
Home Runs	--	--	--
RBI	--	--	--
Walks	--	--	--
Stolen Bases	--	--	--

CAREER HIGHS

Category	High	Opponent (Last)	Date
Hits	--	--	--
Runs	--	--	--
Doubles	--	--	--
Triples	--	--	--
Home Runs	--	--	--
RBI	--	--	--
Walks	--	--	--
Stolen Bases	--	--	--



24 PEYTON HOLT

SEASON HIGHS

Category	High	Opponent (Last)	Date
Hits	--	--	--
Runs	--	--	--
Doubles	--	--	--
Triples	--	--	--
Home Runs	--	--	--
RBI	--	--	--
Walks	--	--	--
Stolen Bases	--	--	--

CAREER HIGHS

Category	High	Opponent (Last)	Date
Hits	3	2x (at #12 Vanderbilt)	5/18/23
Runs	4	Little Rock	4/11/23
Doubles	1	4x (at #12 Vanderbilt)	5/19/23
Triples	1	2x (at Missouri State)	4/25/23
Home Runs	1	2x (at #12 Vanderbilt)	5/19/23
RBI	4	at #12 Vanderbilt	5/19/23
Walks	2	3x (Santa Clara)	6/2/23
Stolen Bases	1	6x (Santa Clara)	6/2/23



27 RYDER HELFRICK

SEASON HIGHS

Category	High	Opponent (Last)	Date
Hits	--	--	--
Runs	--	--	--
Doubles	--	--	--
Triples	--	--	--
Home Runs	--	--	--
RBI	--	--	--
Walks	--	--	--
Stolen Bases	--	--	--

CAREER HIGHS

Category	High	Opponent (Last)	Date
Hits	--	--	--
Runs	--	--	--
Doubles	--	--	--
Triples	--	--	--
Home Runs	--	--	--
RBI	--	--	--
Walks	--	--	--
Stolen Bases	--	--	--



44 PARKER ROWLAND

SEASON HIGHS

Category	High	Opponent (Last)	Date
Hits	--	--	--
Runs	--	--	--
Doubles	--	--	--
Triples	--	--	--
Home Runs	--	--	--
RBI	--	--	--
Walks	--	--	--
Stolen Bases	--	--	--

CAREER HIGHS

Category	High	Opponent (Last)	Date
Hits	2	6x (Texas A&M)	4/27/23
Runs	2	2x (Texas A&M)	4/28/23
Doubles	1	3x (Illinois State)	3/1/23
Triples	--	--	--
Home Runs	1	2x (Louisiana Tech)	3/10/23
RBI	2	5x (Santa Clara)	6/2/23
Walks	2	Omaha	3/28/23
Stolen Bases	--	--	--



11 JAEWOO CHO

SEASON HIGHS

Category	High	Opponent (Last)	Date
Innings	--	--	--
Longest Start	--	--	--
Shortest Start	--	--	--
Longest Relief	--	--	--
Hits	--	--	--
Runs	--	--	--
Earned Runs	--	--	--
Walks	--	--	--
Strikeouts	--	--	--

CAREER HIGHS

Category	High	Opponent (Last)	Date
Innings	--	--	--
Longest Start	--	--	--
Shortest Start	--	--	--
Longest Relief	--	--	--
Hits	--	--	--
Runs	--	--	--
Earned Runs	--	--	--
Walks	--	--	--
Strikeouts	--	--	--



21 MASON MOLINA

SEASON HIGHS

Category	High	Opponent (Last)	Date
Innings	--	--	--
Longest Start	--	--	--
Shortest Start	--	--	--
Longest Relief	--	--	--
Hits	--	--	--
Runs	--	--	--
Earned Runs	--	--	--
Walks	--	--	--
Strikeouts	--	--	--

CAREER HIGHS

Category	High	Opponent (Last)	Date
Innings	7.0	2x (Kansas)	5/18/23
Longest Start	7.0	2x (Kansas)	5/18/23
Shortest Start	2.2	at Oklahoma	4/14/23
Longest Relief	3.2	West Virginia	4/24/22
Hits	8	TCU	4/1/23
Runs	7	TCU	4/1/23
Earned Runs	7	TCU	4/1/23
Walks	5	at Oklahoma	4/14/23
Strikeouts	13	Kansas	5/18/23



20 GABE GAECKLE

SEASON HIGHS

Category	High	Opponent (Last)	Date
Innings	--	--	--
Longest Start	--	--	--
Shortest Start	--	--	--
Longest Relief	--	--	--
Hits	--	--	--
Runs	--	--	--
Earned Runs	--	--	--
Walks	--	--	--
Strikeouts	--	--	--

CAREER HIGHS

Category	High	Opponent (Last)	Date
Innings	--	--	--
Longest Start	--	--	--
Shortest Start	--	--	--
Longest Relief	--	--	--
Hits	--	--	--
Runs	--	--	--
Earned Runs	--	--	--
Walks	--	--	--
Strikeouts	--	--	--



25 BRADY TYGART

SEASON HIGHS

Category	High	Opponent (Last)	Date
Innings	--	--	--
Longest Start	--	--	--
Shortest Start	--	--	--
Longest Relief	--	--	--
Hits	--	--	--
Runs	--	--	--
Earned Runs	--	--	--
Walks	--	--	--
Strikeouts	--	--	--

CAREER HIGHS

Category	High	Opponent (Last)	Date
Innings	5.2	Santa Clara	6/4/23
Longest Start	5.2	Santa Clara	6/4/23
Shortest Start	1.0	Texas A&M	4/28/23
Longest Relief	3.2	Mississippi State	4/3/22
Hits	4	2x (at #6 Oklahoma State)	6/5/22
Runs	4	2x (Illinois State)	3/1/23
Earned Runs	4	at #6 Oklahoma State	6/5/22
Walks	4	Ole Miss	5/1/22
Strikeouts	7	2x (at #12 Vanderbilt)	5/19/23



26 TATE MCGUIRE

SEASON HIGHS

Category	High	Opponent (Last)	Date
Innings	--	--	--
Longest Start	--	--	--
Shortest Start	--	--	--
Longest Relief	--	--	--
Hits	--	--	--
Runs	--	--	--
Earned Runs	--	--	--
Walks	--	--	--
Strikeouts	--	--	--

CAREER HIGHS

Category	High	Opponent (Last)	Date
Innings	--	--	--
Longest Start	--	--	--
Shortest Start	--	--	--
Longest Relief	--	--	--
Hits	--	--	--
Runs	--	--	--
Earned Runs	--	--	--
Walks	--	--	--
Strikeouts	--	--	--



31 DYLAN CARTER

SEASON HIGHS

Category	High	Opponent (Last)	Date
Innings	--	--	--
Longest Start	--	--	--
Shortest Start	--	--	--
Longest Relief	--	--	--
Hits	--	--	--
Runs	--	--	--
Earned Runs	--	--	--
Walks	--	--	--
Strikeouts	--	--	--

CAREER HIGHS

Category	High	Opponent (Last)	Date
Innings	4.2	#16 Tennessee	4/16/23
Longest Start	--	--	--
Shortest Start	--	--	--
Longest Relief	3.2	Alabama	4/2/23
Hits	6	#16 Tennessee	4/16/23
Runs	6	at #1 LSU	3/25/23
Earned Runs	5	at #1 LSU	3/25/23
Walks	3	at #1 LSU	3/25/23
Strikeouts	3	4x (#16 Tennessee)	4/16/23



28 KOTY FRANK

SEASON HIGHS

Category	High	Opponent (Last)	Date
Innings	--	--	--
Longest Start	--	--	--
Shortest Start	--	--	--
Longest Relief	--	--	--
Hits	--	--	--
Runs	--	--	--
Earned Runs	--	--	--
Walks	--	--	--
Strikeouts	--	--	--

CAREER HIGHS

Category	High	Opponent (Last)	Date
Innings	6.2	2x (BYU)	4/14/22
Longest Start	6.2	2x (BYU)	4/14/22
Shortest Start	4.0	Iowa	5/1/22
Longest Relief	4.2	Sam Houston	2/18/22
Hits	10	Michigan	3/25/22
Runs	6	Michigan	3/25/22
Earned Runs	6	Michigan	3/25/22
Walks	4	at Indiana	4/24/22
Strikeouts	10	vs. Northwestern State	3/4/22



32 HUNTER DIETZ

SEASON HIGHS

Category	High	Opponent (Last)	Date
Innings	--	--	--
Longest Start	--	--	--
Shortest Start	--	--	--
Longest Relief	--	--	--
Hits	--	--	--
Runs	--	--	--
Earned Runs	--	--	--
Walks	--	--	--
Strikeouts	--	--	--

CAREER HIGHS

Category	High	Opponent (Last)	Date
Innings	--	--	--
Longest Start	--	--	--
Shortest Start	--	--	--
Longest Relief	--	--	--
Hits	--	--	--
Runs	--	--	--
Earned Runs	--	--	--
Walks	--	--	--
Strikeouts	--	--	--



33 HAGEN SMITH

SEASON HIGHS

Category	High	Opponent (Last)	Date
Innings	--	--	--
Longest Start	--	--	--
Shortest Start	--	--	--
Longest Relief	--	--	--
Hits	--	--	--
Runs	--	--	--
Earned Runs	--	--	--
Walks	--	--	--
Strikeouts	--	--	--

CAREER HIGHS

Category	High	Opponent (Last)	Date
Innings	7.0	2x (LSU)	4/15/22
Longest Start	7.0	2x (LSU)	4/15/22
Shortest Start	1.0	#17 TCU	6/4/23
Longest Relief	4.2	at #1 LSU	3/24/23
Hits	7	2x (Ole Miss)	4/30/22
Runs	8	#17 TCU	6/4/23
Earned Runs	8	#17 TCU	6/4/23
Walks	5	3x (at Mississippi State)	5/5/23
Strikeouts	9	2x (vs. #5 LSU)	5/25/23



36 PARKER COIL

SEASON HIGHS

Category	High	Opponent (Last)	Date
Innings	--	--	--
Longest Start	--	--	--
Shortest Start	--	--	--
Longest Relief	--	--	--
Hits	--	--	--
Runs	--	--	--
Earned Runs	--	--	--
Walks	--	--	--
Strikeouts	--	--	--

CAREER HIGHS

Category	High	Opponent (Last)	Date
Innings	3.2	Army	3/7/23
Longest Start	3.2	Army	3/7/23
Shortest Start	2.0	vs. Lipscomb	5/2/23
Longest Relief	2.2	at Missouri State	4/25/23
Hits	6	Army	3/7/23
Runs	4	UNLV	3/14/23
Earned Runs	4	UNLV	3/14/23
Walks	3	vs. #15 TCU	2/18/23
Strikeouts	4	UNLV	3/14/23



34 DIEGO RAMOS

SEASON HIGHS

Category	High	Opponent (Last)	Date
Innings	--	--	--
Longest Start	--	--	--
Shortest Start	--	--	--
Longest Relief	--	--	--
Hits	--	--	--
Runs	--	--	--
Earned Runs	--	--	--
Walks	--	--	--
Strikeouts	--	--	--

CAREER HIGHS

Category	High	Opponent (Last)	Date
Innings	--	--	--
Longest Start	--	--	--
Shortest Start	--	--	--
Longest Relief	--	--	--
Hits	--	--	--
Runs	--	--	--
Earned Runs	--	--	--
Walks	--	--	--
Strikeouts	--	--	--



37 JAKE FAHERTY

SEASON HIGHS

Category	High	Opponent (Last)	Date
Innings	--	--	--
Longest Start	--	--	--
Shortest Start	--	--	--
Longest Relief	--	--	--
Hits	--	--	--
Runs	--	--	--
Earned Runs	--	--	--
Walks	--	--	--
Strikeouts	--	--	--

CAREER HIGHS

Category	High	Opponent (Last)	Date
Innings	0.2	Wright State	3/4/23
Longest Start	--	--	--
Shortest Start	--	--	--
Longest Relief	0.2	Wright State	3/4/23
Hits	0	2x (Wright State)	3/4/23
Runs	3	Wright State	3/4/23
Earned Runs	3	Wright State	3/4/23
Walks	3	Wright State	3/4/23
Strikeouts	1	2x (Wright State)	3/4/23



38 COLIN FISHER

SEASON HIGHS

Category	High	Opponent (Last)	Date
Innings	--	--	--
Longest Start	--	--	--
Shortest Start	--	--	--
Longest Relief	--	--	--
Hits	--	--	--
Runs	--	--	--
Earned Runs	--	--	--
Walks	--	--	--
Strikeouts	--	--	--

CAREER HIGHS

Category	High	Opponent (Last)	Date
Innings	--	--	--
Longest Start	--	--	--
Shortest Start	--	--	--
Longest Relief	--	--	--
Hits	--	--	--
Runs	--	--	--
Earned Runs	--	--	--
Walks	--	--	--
Strikeouts	--	--	--



40 BEN BYBEE

SEASON HIGHS

Category	High	Opponent (Last)	Date
Innings	--	--	--
Longest Start	--	--	--
Shortest Start	--	--	--
Longest Relief	--	--	--
Hits	--	--	--
Runs	--	--	--
Earned Runs	--	--	--
Walks	--	--	--
Strikeouts	--	--	--

CAREER HIGHS

Category	High	Opponent (Last)	Date
Innings	5.0	UNLV	3/15/23
Longest Start	5.0	UNLV	3/15/23
Shortest Start	0.2	Alabama	4/2/23
Longest Relief	2.0	2x (at Missouri State)	4/25/23
Hits	6	UNLV	3/15/23
Runs	3	5x (#17 TCU)	6/4/23
Earned Runs	3	3x (#17 TCU)	6/4/23
Walks	4	#16 Tennessee	4/16/23
Strikeouts	6	Little Rock	4/12/23



41 WILL McENTIRE

SEASON HIGHS

Category	High	Opponent (Last)	Date
Innings	--	--	--
Longest Start	--	--	--
Shortest Start	--	--	--
Longest Relief	--	--	--
Hits	--	--	--
Runs	--	--	--
Earned Runs	--	--	--
Walks	--	--	--
Strikeouts	--	--	--

CAREER HIGHS

Category	High	Opponent (Last)	Date
Innings	9.0	Louisiana Tech	3/11/23
Longest Start	9.0	Louisiana Tech	3/11/23
Shortest Start	1.1	vs. #15 TCU	2/18/23
Longest Relief	6.0	#6 South Carolina	5/13/23
Hits	9	at #1 LSU	3/25/23
Runs	7	at #1 LSU	3/25/23
Earned Runs	7	at #1 LSU	3/25/23
Walks	4	2x (at #6 Oklahoma State)	6/5/22
Strikeouts	9	2x (#6 South Carolina)	5/13/23



45 GAGE WOOD

SEASON HIGHS

Category	High	Opponent (Last)	Date
Innings	--	--	--
Longest Start	--	--	--
Shortest Start	--	--	--
Longest Relief	--	--	--
Hits	--	--	--
Runs	--	--	--
Earned Runs	--	--	--
Walks	--	--	--
Strikeouts	--	--	--

CAREER HIGHS

Category	High	Opponent (Last)	Date
Innings	3.1	#6 South Carolina	5/12/23
Longest Start	--	--	--
Shortest Start	--	--	--
Longest Relief	3.1	#6 South Carolina	5/12/23
Hits	3	4x (#TCU)	6/5/23
Runs	5	at #12 Vanderbilt	5/19/23
Earned Runs	5	at #12 Vanderbilt	5/19/23
Walks	3	at Mississippi State	5/5/23
Strikeouts	6	#16 Tennessee	4/15/23

**46 CHRISTIAN FOUTCH****SEASON HIGHS**

Category	High	Opponent (Last)	Date
Innings	--	--	--
Longest Start	--	--	--
Shortest Start	--	--	--
Longest Relief	--	--	--
Hits	--	--	--
Runs	--	--	--
Earned Runs	--	--	--
Walks	--	--	--
Strikeouts	--	--	--

CAREER HIGHS

Category	High	Opponent (Last)	Date
Innings	2.0	2x (UCA)	4/18/23
Longest Start	--	--	--
Shortest Start	--	--	--
Longest Relief	2.0	2x (UCA)	4/18/23
Hits	6	Little Rock	4/12/23
Runs	4	Little Rock	4/12/23
Earned Runs	4	Little Rock	4/12/23
Walks	2	3x (vs. Lipscomb)	5/2/23
Strikeouts	2	2x (UCA)	4/18/23

**49 STONE HEWLETT****SEASON HIGHS**

Category	High	Opponent (Last)	Date
Innings	--	--	--
Longest Start	--	--	--
Shortest Start	--	--	--
Longest Relief	--	--	--
Hits	--	--	--
Runs	--	--	--
Earned Runs	--	--	--
Walks	--	--	--
Strikeouts	--	--	--

CAREER HIGHS


Category	High	Opponent (Last)	Date
Innings	3.1	2x (Oakland)	2/27/23
Longest Start	2.0	at Charleston Southern	3/8/22
Shortest Start	--	--	--
Longest Relief	3.1	2x (Oakland)	2/27/23
Hits	6	2x (Air Force)	4/26/22
Runs	6	2x (Air Force)	4/26/22
Earned Runs	6	2x (Air Force)	4/26/22
Walks	2	7x (Wichita State)	3/8/23
Strikeouts	4	Oakland	2/27/23

**48 COOPER DOSSETT****SEASON HIGHS**

Category	High	Opponent (Last)	Date
Innings	--	--	--
Longest Start	--	--	--
Shortest Start	--	--	--
Longest Relief	--	--	--
Hits	--	--	--
Runs	--	--	--
Earned Runs	--	--	--
Walks	--	--	--
Strikeouts	--	--	--

CAREER HIGHS

Category	High	Opponent (Last)	Date
Innings	1.0	Eastern Illinois	2/26/23
Longest Start	--	--	--
Shortest Start	--	--	--
Longest Relief	1.0	Eastern Illinois	2/26/23
Hits	2	vs. #15 TCU	2/18/23
Runs	4	vs. #15 TCU	2/18/23
Earned Runs	4	vs. #15 TCU	2/18/23
Walks	3	vs. #15 TCU	2/18/23
Strikeouts	2	vs. #15 TCU	2/18/23

**51 JACK SMITH****SEASON HIGHS**

Category	High	Opponent (Last)	Date
Innings	--	--	--
Longest Start	--	--	--
Shortest Start	--	--	--
Longest Relief	--	--	--
Hits	--	--	--
Runs	--	--	--
Earned Runs	--	--	--
Walks	--	--	--
Strikeouts	--	--	--

CAREER HIGHS

Category	High	Opponent (Last)	Date
Innings	--	--	--
Longest Start	--	--	--
Shortest Start	--	--	--
Longest Relief	--	--	--
Hits	--	--	--
Runs	--	--	--
Earned Runs	--	--	--
Walks	--	--	--
Strikeouts	--	--	--



61 ADAM HACHMAN

SEASON HIGHS

Category	High	Opponent (Last)	Date
Innings	--	--	--
Longest Start	--	--	--
Shortest Start	--	--	--
Longest Relief	--	--	--
Hits	--	--	--
Runs	--	--	--
Earned Runs	--	--	--
Walks	--	--	--
Strikeouts	--	--	--

CAREER HIGHS

Category	High	Opponent (Last)	Date
Innings	--	--	--
Longest Start	--	--	--
Shortest Start	--	--	--
Longest Relief	--	--	--
Hits	--	--	--
Runs	--	--	--
Earned Runs	--	--	--
Walks	--	--	--
Strikeouts	--	--	--

Record: 43-18 Home: 32-6 Away: 7-9 Neutral: 4-3 SEC: 20-10

Player	avg	gp-gs	ab	r	h	2b	3b	hr	rbi	tb	slg%	bb	hp	so	gdp	ob%	sf	sh	sb-att	po	a	e	fld%
8 Jace Bohrofen	.318	60-60	214	54	68	15	0	16	52	131	.612	32	16	63	3	.436	4	1	7-10	92	3	3	.969
11 Jared Wegner	.313	43-42	147	46	46	4	2	15	51	99	.673	33	7	42	1	.457	1	0	3-3	78	0	0	1.000
6 Caleb Cali	.308	51-46	172	38	53	8	0	9	37	88	.512	27	4	41	4	.412	1	0	3-5	29	84	6	.950
5 Kendall Diggs	.299	58-57	201	51	60	12	1	12	63	110	.547	46	6	47	4	.436	4	0	1-1	35	0	2	.946
12 Tavian Josenberger	.286	52-51	192	51	55	9	0	10	33	94	.490	41	3	51	0	.414	3	2	13-16	130	7	0	1.000
17 Brady Slavens	.277	58-54	213	42	59	14	2	9	42	104	.488	17	5	45	5	.340	3	0	7-7	384	24	1	.998
10 Peyton Stovall	.253	38-38	150	30	38	4	1	5	31	59	.393	15	5	27	1	.330	6	0	3-4	75	90	3	.982
9 John Bolton	.206	51-51	141	32	29	6	0	0	19	35	.248	26	9	39	4	.358	3	7	7-9	61	130	8	.960
44 Parker Rowland	.182	46-42	143	21	26	2	0	2	19	34	.238	21	2	57	5	.293	1	1	0-1	374	35	1	.998

24 Peyton Holt	.392	31-19	74	24	29	4	2	2	17	43	.581	9	5	13	4	.489	0	0	6-6	28	37	2	.970
15 Ben McLaughlin	.346	28-21	78	12	27	3	1	2	14	38	.487	11	4	11	1	.442	2	0	0-0	21	5	1	.963
18 Reese Robinett	.240	14-5	25	7	6	0	0	2	7	12	.480	1	0	9	1	.269	0	0	0-0	22	5	0	1.000
1 Harold Coll	.232	32-19	82	15	19	7	0	4	22	38	.463	7	2	21	3	.301	2	1	1-2	28	36	1	.985
13 Jayson Jones	.196	20-13	46	12	9	2	0	2	6	17	.370	14	2	15	3	.403	0	0	2-2	15	9	1	.960
16 Hudson Polk	.190	26-19	58	10	11	1	0	2	7	18	.310	8	6	16	3	.342	1	0	0-2	166	6	1	.994
21 Hunter Grimes	.185	19-5	27	9	5	0	1	0	7	7	.259	9	0	14	0	.368	2	2	0-1	16	1	1	.944
26 Mason Neville	.111	19-7	27	8	3	1	0	0	2	4	.148	4	1	20	0	.250	0	1	0-0	15	0	1	.938
Totals	.273	61	1990	462	543	92	10	92	429	931	.468	321	77	531	42	.389	33	15	53-69	1592	512	41	.981
Opponents	.263	61	2042	333	537	72	4	82	304	863	.423	257	57	552	38	.358	21	15	48-64	1528	467	65	.968

LOB - Team (449), Opp (467). DPs turned - Team (54), Opp (50). CI - Team (0), Opp (3). IBB - Team (2), Slavens 2, Opp (3).
Picked off - Coll 1, Stovall 1, Bolton 1, Rowland 1, Bohrofen 1.

(All games Sorted by Earned run avg)

Player	era	w-l	app	gs	cg	sho	sv	ip	h	r	er	bb	so	2b	3b	hr	b/avg	wp	hp	bks	sfa	sha
33 Hagen Smith	3.64	8-2	18	11	0	0/1	2	71.2	56	30	29	42	109	8	0	7	.217	2	7	0	0	3
39 Hunter Hollan	4.13	8-2	17	15	1	0/0	1	80.2	82	41	37	29	74	11	1	13	.265	5	9	3	3	1
41 Will McEntire	5.07	8-3	21	10	1	0/0	2	87.0	92	51	49	29	83	16	1	20	.271	4	3	2	1	1
49 Cody Adcock	5.88	4-2	26	8	0	0/1	1	52.0	47	35	34	25	46	5	0	10	.244	4	6	0	1	2

38 Sean Fitzpatrick	0.00	0-0	3	0	0	0/0	0	2.2	5	0	0	2	5	1	0	0	.385	2	0	0	0	0
28 Koty Frank	3.09	0-0	6	0	0	0/0	0	11.2	9	4	4	1	9	0	0	2	.214	1	0	0	0	1
25 Brady Tygart	3.20	3-1	10	6	0	0/0	1	25.1	15	11	9	8	31	3	0	4	.167	0	4	0	0	0
31 Dylan Carter	3.65	6-0	16	0	0	0/0	2	37.0	37	16	15	11	26	3	0	4	.264	3	2	0	3	0
45 Gage Wood	4.80	2-0	23	0	0	0/1	5	30.0	21	17	16	23	42	3	0	1	.198	9	7	1	3	1
36 Parker Coil	6.55	0-1	15	3	0	0/0	1	22.0	31	17	16	9	19	4	0	5	.344	3	1	1	3	0
29 Austin Ledbetter	7.09	0-1	15	0	0	0/1	1	33.0	50	29	26	13	23	6	0	4	.355	3	6	0	4	0
40 Ben Bybee	7.24	2-1	15	7	0	0/0	0	27.1	32	24	22	24	29	7	1	4	.291	4	3	0	2	1
32 Zack Morris	7.64	1-4	18	1	0	0/0	2	33.0	39	34	28	18	39	4	1	4	.281	1	3	1	0	4
46 Christian Foutch	8.76	1-0	14	0	0	0/0	0	12.1	14	12	12	12	9	1	0	4	.280	2	5	0	0	0
15 Ben McLaughlin	16.88	0-1	3	0	0	0/0	0	2.2	5	5	5	4	4	0	0	0	.455	1	0	0	1	1
48 Cooper Dossett	21.60	0-0	2	0	0	0/0	0	1.2	2	4	4	4	3	0	0	0	.286	0	1	0	0	0
37 Jake Faherty	40.50	0-0	1	0	0	0/0	0	0.2	0	3	3	3	1	0	0	0	.000	0	0	2	0	0
Totals	5.22	43-18	61	61	2	1/1	18	530.2	537	333	308	257	552	72	4	82	.263	44	57	10	21	15
Opponents	7.07	18-43	61	61	0	0/0	6	509.1	543	462	400	321	531	92	10	92	.273	54	77	7	33	15

PB - Team (6), Polk 5, Rowland 1, Opp (9). Pickoffs - Team (5), Rowland 3, McEntire 1, Hollan 1, Opp (5). SBA/ATT - Rowland (31-42), Polk (16-19), McEntire (7-12), Wood (8-9), Adcock (7-9), Smith (4-6), Hollan (5-6), Morris (5-5), Tygart (4-4), Coil (2-3), Bybee (1-3), Ledbetter (2-3), Foutch (2-2), Carter (0-1), Frank (1-1).

Record: 20-10 Home: 13-2 Away: 7-8 SEC: 20-10

Player	avg	gp-gs	ab	r	h	2b	3b	hr	rbi	tb	slg%	bb	hp	so	gdp	ob%	sf	sh	sb-att	po	a	e	fld%
6 Caleb Cali	.340	26-25	94	22	32	6	0	6	25	56	.596	16	1	18	2	.438	1	0	2-2	17	47	2	.970
15 Ben McLaughlin	.333	16-15	51	8	17	1	1	2	9	26	.510	9	3	10	0	.460	0	0	0-0	0	0	0	.000
5 Kendall Diggs	.291	30-30	103	24	30	7	1	4	33	51	.495	26	3	29	2	.437	3	0	1-1	26	0	1	.963
8 Jace Bohrofen	.288	30-30	111	24	32	7	0	7	20	60	.541	13	7	34	2	.394	1	1	4-7	45	2	3	.940
17 Brady Slavens	.279	30-29	111	22	31	6	2	7	25	62	.559	9	4	24	2	.346	3	0	4-4	217	10	0	1.000
12 Tavian Josenberger	.256	24-24	86	25	22	5	0	4	10	39	.453	19	1	28	0	.396	0	2	6-6	54	3	0	1.000
11 Jared Wegner	.245	16-15	53	13	13	1	0	4	11	26	.491	10	4	21	1	.403	0	0	0-0	29	0	0	1.000
10 Peyton Stovall	.193	21-21	83	12	16	1	0	2	14	23	.277	7	2	17	0	.263	3	0	0-1	42	61	2	.981
9 John Bolton	.186	27-27	70	14	13	3	0	0	7	16	.229	13	3	25	3	.333	1	7	6-8	36	62	3	.970
44 Parker Rowland	.159	26-25	88	10	14	0	0	0	5	14	.159	10	0	40	4	.245	0	0	0-1	222	24	0	1.000

24 Peyton Holt	.441	13-9	34	9	15	4	0	1	8	22	.647	3	2	4	0	.513	0	0	5-5	11	19	0	1.000
16 Hudson Polk	.188	8-5	16	2	3	1	0	1	2	7	.438	0	0	9	1	.176	1	0	0-0	36	1	0	1.000
1 Harold Coll	.176	14-8	34	3	6	2	0	0	4	8	.235	4	1	11	1	.275	1	0	0-1	10	10	1	.952
18 Reese Robinett	.167	4-1	6	1	1	0	0	1	4	4	.667	0	0	4	0	.167	0	0	0-0	8	0	0	1.000
26 Mason Neville	.125	6-3	8	3	1	1	0	0	0	2	.250	1	1	7	0	.300	0	1	0-0	8	0	1	.889
21 Hunter Grimes	.083	9-2	12	3	1	0	0	0	2	1	.083	3	0	9	0	.250	1	2	0-1	8	1	0	1.000
13 Jayson Jones	.000	4-1	4	0	0	0	0	0	0	0	.000	0	1	1	1	.200	0	0	0-0	0	0	0	.000
Totals	.256	30	964	195	247	45	4	39	179	417	.433	143	33	291	19	.366	15	13	28-37	779	259	15	.986
Opponents	.252	30	983	148	248	29	3	47	136	424	.431	119	30	268	22	.348	8	4	22-28	762	215	28	.972

LOB - Team (211), Opp (217). DPs turned - Team (30), Opp (22). IBB - Team (1), Slavens 1, Opp (1). Picked off - Bohrofen 1, Bolton 1, Rowland 1, Coll 1.

(SEC games only Sorted by Earned run avg)

Player	era	w-l	app	gs	cg	sho	sv	ip	h	r	er	bb	so	2b	3b	hr	b/avg	wp	hp	bksfa	sha	
33 Hagen Smith	3.07	5-1	11	5	0	0/1	2	44.0	31	16	15	23	65	4	0	5	.201	1	6	0	0	2
31 Dylan Carter	4.03	3-0	9	0	0	0/0	1	22.1	24	11	10	8	15	2	0	4	.276	2	1	0	1	0
49 Cody Adcock	4.81	2-1	11	3	0	0/1	0	24.1	17	13	13	10	22	0	0	4	.198	3	2	0	0	0
39 Hunter Hollan	4.88	4-2	10	10	1	0/0	0	51.2	57	30	28	20	43	7	1	11	.279	2	5	3	1	1
41 Will McEntire	5.61	3-3	11	6	0	0/0	2	51.1	54	32	32	18	53	10	1	14	.273	3	3	1	1	0

25 Brady Tygart	1.80	1-0	4	4	0	0/0	0	10.0	3	2	2	2	12	0	0	2	.094	0	1	0	0	0
45 Gage Wood	4.43	1-0	12	0	0	0/1	5	20.1	16	11	10	13	26	1	0	0	.216	5	6	1	2	1
32 Zack Morris	4.50	1-1	6	0	0	0/0	0	10.0	7	7	5	5	14	0	1	1	.189	0	2	0	0	0
46 Christian Foutch	6.35	0-0	7	0	0	0/0	0	5.2	6	4	4	5	4	0	0	1	.261	2	2	0	0	0
29 Austin Ledbetter	8.31	0-0	4	0	0	0/1	0	8.2	18	8	8	5	5	0	0	1	.450	3	1	0	2	0
40 Ben Bybee	9.39	0-1	5	2	0	0/0	0	7.2	9	9	8	10	6	4	0	2	.281	1	1	0	1	0
36 Parker Coil	12.27	0-1	4	0	0	0/0	1	3.2	6	5	5	0	3	1	0	2	.375	0	0	1	0	0
Totals	4.82	20-10	30	30	1	1/1	11	259.2	248	148	139	119	268	29	3	47	.252	22	30	6	8	4
Opponents	5.81	10-20	30	30	0	0/0	5	254.0	247	195	164	143	291	45	4	39	.256	21	33	0	15	13

PB - Team (2), Rowland 1, Polk 1, Opp (3). Pickoffs - Team (5), Rowland 3, McEntire 1, Hollan 1, Opp (4). SBA/ATT - Rowland (18-24), McEntire (5-8), Wood (5-6), Adcock (4-4), Hollan (4-4), Polk (3-3), Smith (1-2), Foutch (1-1), Carter (0-1), Tygart (1-1), Morris (1-1).

Score by innings	1	2	3	4	5	6	7	8	9	EX	Total
Arkansas	54	59	63	52	60	47	63	42	12	10	462
Opponents	30	31	44	43	26	61	33	36	25	4	333

Record when ...

Overall	43-18	After 6 leading	35-2
Conference	20-10 trailing	2-15
Non-Conference	23-8 tied	6-1
Home games	32-6	After 7 leading	34-2
Away games	7-9 trailing	1-15
Neutral site	4-3 tied	2-0
Day games	29-9	After 8 leading	35-1
Night games	14-9 trailing	0-15
vs Left starter	14-7 tied	1-1
vs Right starter	29-11		
1-Run games	6-4	Hit 0 home runs	6-5
2-Run games	5-3	... 1 home run	16-7
5+Run games	22-8	... 2+ home runs	21-6
Extra innings	3-1		
Shutouts	1-0	Opponent 0 home runs	14-2
	 1 home run	18-5
Scoring 0-2 runs	0-3 2+ HRs	11-11
..... 3-5 runs	8-10		
..... 6-9 runs	19-5	Made 0 errors	22-9
..... 10+ runs	16-0 1 error	14-5
	 2+ errors	7-4
Opponent 0-2 runs	18-0		
..... 3-5 runs	16-2	Opp. made 0 errors	10-7
..... 6-9 runs	9-7 1 error	23-8
..... 10+ runs	0-9 2+ errors	10-3
Scored in 1st inning	15-8	Out-hit opponent	31-2
Opp. scored in 1st	11-5	Out-hit by opponent	9-14
Scores first	25-9	Hits are tied	3-2
Opp. scores first	18-9		

Record when team scores:

Runs	0	1	2	3	4	5	6	7	8	9	10+
W-L	0-0	0-2	0-1	1-2	1-5	6-3	8-3	5-0	2-2	4-0	16-0

Record when opponent scores:

Runs	0	1	2	3	4	5	6	7	8	9	10+
W-L	1-0	4-0	13-0	6-1	6-0	4-1	5-1	3-3	0-2	1-1	0-9

Record when leading after:

Inn.	1	2	3	4	5	6	7	8
W-L	14-5	21-5	29-2	33-1	33-5	35-2	34-2	35-1

Record when trailing after:

Inn.	1	2	3	4	5	6	7	8
W-L	7-3	8-6	9-9	6-13	5-10	2-15	1-15	0-15

Record when tied after:

Inn.	1	2	3	4	5	6	7	8
W-L	22-10	14-7	5-7	4-4	5-3	6-1	2-0	1-1

Current losing streak: 1

Longest winning streak: 15

Longest losing streak: 4

Home attendance : 370940 (38 dates avg = 9761)

Away attendance : 213460 (23 dates avg = 9280)

Total attendance: 584400 (61 dates avg = 9580)



|| MISCELLANEOUS STATS (2023)

Multiple Hit Games	2	3	4	5+	Total
8 Jace Bohrofen	17	4	-	-	21
12 Tavian Josenberger	18	1	-	-	19
6 Caleb Cali	10	5	-	-	15
17 Brady Slavens	12	3	-	-	15
5 Kendall Diggs	10	4	-	-	14
11 Jared Wegner	10	2	-	-	12
10 Peyton Stovall	6	4	-	-	10
24 Peyton Holt	8	2	-	-	10
15 Ben McLaughlin	7	1	-	-	8
9 John Bolton	4	1	-	-	5
44 Parker Rowland	4	-	-	-	4
1 Harold Coll	3	1	-	-	4
13 Jayson Jones	2	-	-	-	2
18 Reese Robinett	1	-	-	-	1
16 Hudson Polk	1	-	-	-	1
21 Hunter Grimes	1	-	-	-	1
TEAM	114	28	0	0	142

Multiple RBI Games	2	3	4	5+	Total
5 Kendall Diggs	8	4	4	1	17
8 Jace Bohrofen	13	2	2	-	17
11 Jared Wegner	7	6	1	1	15
17 Brady Slavens	8	1	2	1	12
6 Caleb Cali	8	3	-	1	12
12 Tavian Josenberger	9	2	-	-	11
10 Peyton Stovall	5	1	2	-	8
44 Parker Rowland	5	-	-	-	5
1 Harold Coll	1	3	1	-	5
9 John Bolton	5	-	-	-	5
24 Peyton Holt	3	-	1	-	4
15 Ben McLaughlin	3	-	-	-	3
18 Reese Robinett	1	1	-	-	2
16 Hudson Polk	2	-	-	-	2
13 Jayson Jones	2	-	-	-	2
21 Hunter Grimes	-	1	-	-	1
TEAM	80	24	13	4	121

Hitting Streaks	Longest	Current
11 Jared Wegner	14	4
5 Kendall Diggs	13	-
6 Caleb Cali	13	-
17 Brady Slavens	12	1
24 Peyton Holt	10	10
8 Jace Bohrofen	8	4
10 Peyton Stovall	7	-
15 Ben McLaughlin	7	-
12 Tavian Josenberger	6	-
9 John Bolton	4	-
13 Jayson Jones	4	-
21 Hunter Grimes	4	-
44 Parker Rowland	3	-
1 Harold Coll	3	1
18 Reese Robinett	3	-
16 Hudson Polk	2	1
26 Mason Neville	1	-

Reached Base Streaks	Longest	Current
5 Kendall Diggs	34	2
17 Brady Slavens	22	1
8 Jace Bohrofen	20	4
11 Jared Wegner	18	16
15 Ben McLaughlin	18	-
9 John Bolton	18	2
6 Caleb Cali	18	-
12 Tavian Josenberger	15	6
24 Peyton Holt	13	13
10 Peyton Stovall	12	-
21 Hunter Grimes	8	-
1 Harold Coll	6	1
13 Jayson Jones	4	-
44 Parker Rowland	4	-
16 Hudson Polk	4	1
18 Reese Robinett	3	-
26 Mason Neville	1	-

**Starting Lineup By Position
(Team W-L record when starter)**

PITCHER:		
39 Hunter Hollan	15	(11-4)
33 Hagen Smith	11	(8-3)
41 Will McEntire	10	(7-3)
49 Cody Adcock	8	(5-3)
40 Ben Bybee	7	(6-1)
25 Brady Tygart	6	(3-3)
36 Parker Coil	3	(2-1)
32 Zack Morris	1	(1-0)
CATCHER:		
44 Parker Rowland	42	(33-9)
16 Hudson Polk	19	(10-9)
FIRST BASE:		
17 Brady Slavens	52	(36-16)
18 Reese Robinett	3	(3-0)
15 Ben McLaughlin	3	(2-1)
13 Jayson Jones	3	(2-1)
SECOND BASE:		
10 Peyton Stovall	38	(28-10)
24 Peyton Holt	17	(12-5)
1 Harold Coll	3	(1-2)
6 Caleb Cali	2	(1-1)
13 Jayson Jones	1	(1-0)
THIRD BASE:		
6 Caleb Cali	44	(30-14)
1 Harold Coll	6	(5-1)
13 Jayson Jones	4	(3-1)
18 Reese Robinett	2	(1-1)
24 Peyton Holt	2	(2-0)
15 Ben McLaughlin	2	(1-1)
17 Brady Slavens	1	(1-0)
SHORTSTOP:		
9 John Bolton	51	(36-15)
1 Harold Coll	10	(7-3)
LEFT FIELD:		
11 Jared Wegner	41	(30-11)
8 Jace Bohrofen	10	(6-4)
26 Mason Neville	5	(4-1)
21 Hunter Grimes	3	(2-1)
13 Jayson Jones	1	(1-0)
17 Brady Slavens	1	(0-1)
CENTER FIELD:		
12 Tavian Josenberge	51	(35-16)
8 Jace Bohrofen	8	(6-2)
26 Mason Neville	1	(1-0)
11 Jared Wegner	1	(1-0)
RIGHT FIELD:		
8 Jace Bohrofen	40	(28-12)
5 Kendall Diggs	19	(13-6)
21 Hunter Grimes	2	(2-0)
DESIGNATED HITTER:		
5 Kendall Diggs	38	(27-11)
15 Ben McLaughlin	16	(11-5)
13 Jayson Jones	4	(3-1)
8 Jace Bohrofen	2	(2-0)
26 Mason Neville	1	(0-1)

**Starting Lineup By Lineup Spot
(Team W-L record when starter)**

LEADOFF:		
12 Tavian Josenberge	51	(35-16)
5 Kendall Diggs	9	(7-2)
21 Hunter Grimes	1	(1-0)
2ND SPOT:		
10 Peyton Stovall	32	(25-7)
8 Jace Bohrofen	13	(8-5)
5 Kendall Diggs	9	(5-4)
11 Jared Wegner	3	(3-0)
21 Hunter Grimes	2	(1-1)
24 Peyton Holt	1	(1-0)
15 Ben McLaughlin	1	(0-1)
3RD SPOT:		
11 Jared Wegner	32	(24-8)
8 Jace Bohrofen	14	(9-5)
6 Caleb Cali	7	(4-3)
15 Ben McLaughlin	3	(3-0)
5 Kendall Diggs	2	(2-0)
17 Brady Slavens	2	(1-1)
10 Peyton Stovall	1	(0-1)
CLEANUP:		
17 Brady Slavens	26	(22-4)
8 Jace Bohrofen	12	(9-3)
5 Kendall Diggs	8	(5-3)
15 Ben McLaughlin	7	(2-5)
11 Jared Wegner	3	(2-1)
6 Caleb Cali	3	(1-2)
1 Harold Coll	1	(1-0)
13 Jayson Jones	1	(1-0)
5TH SPOT:		
8 Jace Bohrofen	15	(11-4)
6 Caleb Cali	13	(10-3)
5 Kendall Diggs	12	(7-5)
17 Brady Slavens	7	(5-2)
15 Ben McLaughlin	5	(4-1)
10 Peyton Stovall	4	(3-1)
11 Jared Wegner	2	(1-1)
13 Jayson Jones	1	(1-0)
18 Reese Robinett	1	(1-0)
1 Harold Coll	1	(0-1)
6TH SPOT:		
6 Caleb Cali	15	(9-6)
5 Kendall Diggs	14	(12-2)
17 Brady Slavens	9	(5-4)
8 Jace Bohrofen	6	(5-1)
13 Jayson Jones	5	(3-2)
18 Reese Robinett	2	(1-1)
1 Harold Coll	2	(2-0)
15 Ben McLaughlin	2	(2-0)
26 Mason Neville	2	(2-0)
21 Hunter Grimes	2	(2-0)
10 Peyton Stovall	1	(0-1)
11 Jared Wegner	1	(0-1)
7TH SPOT:		
24 Peyton Holt	17	(12-5)
1 Harold Coll	9	(6-3)
6 Caleb Cali	8	(7-1)
17 Brady Slavens	8	(3-5)
13 Jayson Jones	5	(4-1)
5 Kendall Diggs	3	(2-1)
15 Ben McLaughlin	3	(3-0)
16 Hudson Polk	2	(0-2)
18 Reese Robinett	2	(2-0)
26 Mason Neville	2	(2-0)



STARTERS SUMMARY

Player	GS	Position											Batting Order								
		p	c	1b	2b	3b	ss	lf	cf	rf	of	dh	1st	2nd	3rd	4th	5th	6th	7th	8th	9th
8 Jace Bohrofen	60	10	8	40	.	2	.	13	14	12	15	6	.	.	.
5 Kendall Diggs	57	19	.	38	9	9	2	8	12	14	3	.	.
17 Brady Slavens	54	.	.	52	.	1	.	1	2	26	7	9	8	2	.
12 Tavian Josenbe	51	51	.	.	.	51
9 John Bolton	51	51	51
6 Caleb Cali	46	.	.	.	2	44	7	3	13	15	8	.	.
44 Parker Rowlan	42	.	42	1	37	4
11 Jared Wegner	42	41	1	3	32	3	2	1	1	.	.
10 Peyton Stovall	38	.	.	.	38	32	1	.	4	1	.	.	.
15 Ben McLaughli	21	.	.	3	.	2	16	.	1	3	7	5	2	3	.	.
16 Hudson Polk	19	.	19	2	13	4
24 Peyton Holt	19	.	.	.	17	2	1	17	1	.
1 Harold Coll	19	.	.	.	3	6	10	1	1	2	9	5	1
39 Hunter Hollan	15	15
13 Jayson Jones	13	.	.	3	1	4	.	1	.	.	.	4	.	.	.	1	1	5	5	1	.
33 Hagen Smith	11	11
41 Will McEntire	10	10
49 Cody Adcock	8	8
26 Mason Neville	7	5	1	.	.	1	2	2	2	1
40 Ben Bybee	7	7
25 Brady Tygart	6	6
21 Hunter Grimes	5	3	.	2	.	.	1	2	.	.	.	2	.	.	.
18 Reese Robinett	5	.	.	3	.	2	1	2	2	.	.
36 Parker Coil	3	3
32 Zack Morris	1	1

#49 Cody Adcock - 6 games (All games)

Date	Opponent	Pos	AB	R	H	RBI	2B	3B	HR	BB	SB	CS	HBP	SAC	SF	GDP	K	PO	A	E	Avg
Mar 01	ILLINOIS STATE	p	0	0	0	0	0	0	0	0	0	0	0	0	0	0	0	0	1	0	.000
Mar 05	WRIGHT STATE	p	0	0	0	0	0	0	0	0	0	0	0	0	0	0	0	1	0	0	.000
Apr 18	UCA	*p	0	0	0	0	0	0	0	0	0	0	0	0	0	0	0	0	1	0	.000
May 07	at Mississippi State	p	0	0	0	0	0	0	0	0	0	0	0	0	0	0	0	1	0	0	.000
May 24	vs Texas A&M	*p	0	0	0	0	0	0	0	0	0	0	0	0	0	0	0	0	1	0	.000
Jun 05	TCU	*p	0	0	0	0	0	0	0	0	0	0	0	0	0	0	0	0	1	0	.000
Totals		3gs	0	0	0	0	0	0	0	0	0	0	0	0	0	0	0	2	4	0	.000

On base pct. .000 • Slugging pct. .000

#49 Cody Adcock - 26 appearances (All games)

Date	Opponent	GS	IP	H	R	ER	BB	SO	2B	3B	HR	WP	BK	HBP	IBB	Score	W-L	Sv	ERA	NP
Feb 17	vs Texas		1.0	2	2	2	0	2	1	0	1	0	0	0	0	3-2	1-0	0	18.00	28
Feb 19	vs Oklahoma State		1.0	0	0	0	0	1	0	0	0	0	0	0	0	18-1	1-0	0	9.00	17
Feb 24	EASTERN ILLINOI		0.1	1	0	0	0	1	0	0	0	0	0	0	0	13-2	1-0	0	7.71	9
Feb 26	EASTERN ILLINOI		1.1	4	4	4	0	2	1	0	2	0	0	0	0	3-12	1-1	0	14.73	28
Mar 01	ILLINOIS STATE		2.0	1	0	0	1	2	0	0	0	0	0	0	0	10-9	1-1	0	9.53	35
Mar 05	WRIGHT STATE		2.2	3	1	1	0	1	0	0	0	0	0	1	0	6-2	1-1	1	7.56	41
Mar 10	LOUISIANA TECH		1.0	3	2	2	1	2	0	0	1	0	0	0	0	7-4	1-1	1	8.68	26
Mar 12	LOUISIANA TECH		2.0	2	3	2	1	2	0	0	1	0	0	0	0	15-6	1-1	1	8.74	35
Mar 14	UNLV		1.1	1	0	0	1	1	0	0	0	0	0	0	0	13-7	1-1	1	7.82	35
Mar 19	AUBURN	*	6.0	1	0	0	1	6	0	0	0	0	0	0	0	5-0	2-1	1	5.30	82
Mar 25	at LSU-2	*	2.1	3	4	4	1	2	0	0	1	1	0	1	0	5-14	2-1	1	6.43	44
Apr 01	ALABAMA		0.1	0	0	0	0	1	0	0	0	0	0	0	0	9-6	2-1	1	6.33	6
Apr 02	ALABAMA		3.1	3	1	1	1	3	0	0	1	0	0	0	0	5-4	2-1	1	5.84	53
Apr 07	at Ole Miss-2		1.0	2	3	3	1	1	0	0	1	1	0	0	0	4-7	2-1	1	6.66	24
Apr 11	LITTLE ROCK	*	4.0	5	2	2	3	1	0	0	0	1	0	0	0	21-5	3-1	1	6.37	70
Apr 18	UCA	*	4.0	1	1	1	1	3	1	0	0	0	0	2	0	6-3	3-1	1	5.88	52
Apr 21	at Georgia		3.0	4	1	1	0	2	0	0	0	0	0	0	0	3-7	3-1	1	5.65	42
Apr 25	at Missouri State	*	2.0	2	1	1	2	2	1	0	1	0	0	0	0	4-8	3-1	1	5.59	45
Apr 29	TEXAS A&M	*	4.0	1	0	0	3	4	0	0	0	1	0	1	0	8-7	4-1	1	5.06	72
May 05	at Mississippi State		1.0	0	0	0	0	1	0	0	0	0	0	0	0	6-2	4-1	1	4.95	13
May 07	at Mississippi State		1.1	2	2	2	1	0	0	0	1	0	0	0	0	11-6	4-1	1	5.20	30
May 19	at Vanderbilt		0.0	1	2	2	1	0	0	0	0	0	0	0	0	8-10	4-2	1	5.60	9
May 20	at Vanderbilt		2.0	0	0	0	1	2	0	0	0	0	0	0	0	6-7	4-2	1	5.36	24
May 24	vs Texas A&M	*	2.0	2	3	3	2	1	1	0	0	0	0	0	0	6-5	4-2	1	5.69	48
Jun 02	SANTA CLARA		1.2	2	1	1	2	1	0	0	0	0	0	0	0	13-6	4-2	1	5.68	50
Jun 05	TCU	*	1.1	1	2	2	1	2	0	0	0	0	0	1	0	4-12	4-2	1	5.88	36
Totals		8	52.0	47	35	34	25	46	5	0	10	4	0	6	0	212-15	4-2	1	5.88	-



III INDIVIDUAL GAME-BY-GAME (2023)

#8 Jace Bohrofen - 60 games (All games)

Date	Opponent	Pos	AB	R	H	RBI	2B	3B	HR	BB	SB	CS	HBP	SAC	SF	GDP	K	PO	A	E	Avg
Feb 17	vs Texas	*of	3	1	1	0	0	0	0	1	0	0	0	0	0	0	1	0	0	0	.333
Feb 18	vs TCU	*of	3	0	0	0	0	0	0	0	0	0	0	0	0	0	2	4	0	0	.167
Feb 19	vs Oklahoma State	*of	3	2	2	0	0	0	0	1	0	0	0	0	0	0	1	0	0	0	.333
Feb 21	GRAMBLING	*of	2	1	1	2	1	0	0	1	0	0	0	0	1	0	1	3	0	0	.364
Feb 24	EASTERN ILLINOI	*of	1	1	1	0	0	0	0	2	2	0	1	0	0	0	0	1	0	0	.417
Feb 25	EASTERN ILLINOI	*of	4	2	3	2	2	0	0	1	0	0	0	0	0	0	0	1	0	0	.500
Feb 26	EASTERN ILLINOI	*of	4	1	1	1	0	0	1	0	0	0	0	0	0	0	1	4	1	0	.450
Mar 01	ILLINOIS STATE	*of	4	1	0	0	0	0	0	1	0	0	1	0	0	0	1	1	0	0	.375
Mar 03	WRIGHT STATE	*of	2	0	0	0	0	0	0	1	0	0	1	0	0	0	2	1	0	0	.346
Mar 04	WRIGHT STATE	*of	3	1	2	1	1	0	0	1	0	0	0	0	0	0	0	1	0	0	.379
Mar 05	WRIGHT STATE	*of	4	1	3	3	0	0	1	0	0	0	0	0	0	0	0	1	0	0	.424
Mar 07	ARMY	*of	3	2	2	1	0	0	1	0	0	0	1	0	0	0	1	3	0	0	.444
Mar 10	LOUISIANA TECH	*of	3	1	2	2	0	0	1	1	0	0	1	0	0	0	0	2	0	0	.462
Mar 11	LOUISIANA TECH	*of	4	1	1	1	0	0	1	0	0	0	0	0	0	0	1	3	0	0	.442
Mar 12	LOUISIANA TECH	*of	4	2	2	2	1	0	0	1	0	0	0	0	0	0	0	3	0	0	.447
Mar 14	UNLV	*of	5	2	2	2	1	0	0	0	0	0	0	0	0	0	2	2	0	0	.442
Mar 15	UNLV	*dh	3	1	1	0	0	0	0	1	0	0	0	0	0	0	0	0	0	0	.436
Mar 17	AUBURN	*of	3	1	0	0	0	0	0	1	0	0	0	0	0	0	1	3	0	0	.414
Mar 18	AUBURN	*of	4	0	0	0	0	0	0	0	0	0	0	0	0	0	2	3	0	0	.387
Mar 19	AUBURN	*of	2	1	2	0	0	0	0	0	0	1	2	0	0	0	0	1	0	0	.406
Mar 24	at LSU	*of	4	1	1	0	0	0	0	0	0	1	1	0	0	0	3	2	0	0	.397
Mar 25	at LSU-1	*of	1	0	0	0	0	0	0	1	0	0	1	0	0	0	0	2	0	0	.391
Mar 25	at LSU-2	*of	3	2	2	0	1	0	0	2	0	0	0	0	0	0	0	2	0	0	.403
Mar 28	OMAHA	*of	3	1	2	3	0	0	0	0	0	0	1	0	1	0	0	2	0	0	.413
Mar 31	ALABAMA	*of	4	0	1	0	0	0	0	0	0	0	0	0	0	0	1	0	1	0	.405
Apr 01	ALABAMA	*of	2	2	2	2	0	0	1	2	0	0	0	0	0	0	0	2	0	0	.420
Apr 02	ALABAMA	*of	3	0	0	0	0	0	0	1	0	0	0	0	0	1	0	3	0	1	.405
Apr 07	at Ole Miss-1	*of	4	3	2	1	0	0	0	1	1	0	0	0	0	0	0	1	0	0	.409
Apr 07	at Ole Miss-2	*of	4	1	1	0	0	0	0	1	0	0	0	0	0	0	1	0	0	0	.402
Apr 08	at Ole Miss	*of	4	1	2	0	1	0	0	0	0	0	0	0	0	0	1	2	0	0	.406
Apr 11	LITTLE ROCK	*dh	2	3	2	4	0	0	1	1	0	0	0	0	1	0	0	0	0	0	.418
Apr 12	LITTLE ROCK	*of	4	1	2	2	1	0	1	0	0	0	1	0	0	0	0	1	0	0	.422
Apr 14	TENNESSEE	*of/of	4	1	1	1	0	0	1	0	0	0	0	0	0	0	2	2	0	1	.415
Apr 15	TENNESSEE	*of	3	1	1	2	0	0	1	0	2	0	1	0	0	0	0	3	0	0	.413
Apr 16	TENNESSEE	*of	3	1	0	0	0	0	0	1	0	0	0	0	0	0	3	3	0	0	.402
Apr 18	UCA	*of	4	0	0	0	0	0	0	0	0	0	1	0	0	0	1	1	0	0	.388
Apr 20	at Georgia	*of	5	1	1	0	0	0	0	0	0	0	0	0	0	0	2	0	0	0	.380
Apr 21	at Georgia	*of	3	0	1	1	1	0	0	0	0	1	0	0	1	0	0	1	1	0	.379
Apr 22	at Georgia	*of/of	5	0	1	0	0	0	0	0	0	0	0	0	0	0	3	2	0	0	.372
Apr 25	at Missouri State	*of	4	0	0	0	0	0	0	0	0	0	0	0	0	0	1	2	0	0	.361
Apr 27	TEXAS A&M	*of	4	1	3	2	1	0	1	1	0	0	0	0	0	0	0	2	0	0	.372
Apr 28	TEXAS A&M	*of	5	0	3	2	1	0	0	0	0	0	0	0	0	0	2	3	0	0	.380
Apr 29	TEXAS A&M	*of	3	1	2	1	0	0	0	0	0	0	1	0	0	0	1	1	0	0	.386
May 02	vs Lipscomb	*of	4	1	0	0	0	0	0	1	1	0	1	0	0	0	2	0	0	0	.376
May 05	at Mississippi State	*of	5	1	1	2	0	0	1	0	0	0	0	0	0	0	3	1	0	0	.370
May 06	at Mississippi State	*of	3	1	1	0	1	0	0	1	0	0	0	1	0	0	0	2	0	1	.369
May 07	at Mississippi State	*of	4	2	2	4	1	0	1	0	1	0	1	0	0	1	1	0	0	0	.373
May 12	SOUTH CAROLIN	*of	3	1	0	0	0	0	0	1	0	0	0	0	0	0	0	1	0	0	.366
May 13	SOUTH CAROLIN	*of	4	0	1	1	0	0	0	0	0	0	0	0	0	0	0	0	0	0	.363
May 14	SOUTH CAROLIN	*of	4	0	0	0	0	0	0	0	0	0	0	0	0	0	2	0	0	0	.355
May 18	at Vanderbilt	*of	5	0	0	0	0	0	0	0	0	0	0	0	0	0	2	1	0	0	.345
May 19	at Vanderbilt	*of	5	1	1	1	0	0	1	0	0	0	0	0	0	0	1	1	0	0	.341
May 20	at Vanderbilt	*of	5	0	0	0	0	0	0	0	0	0	0	0	0	0	3	1	0	0	.332
May 24	vs Texas A&M	*of	2	1	0	0	0	0	0	3	0	0	0	0	0	0	1	3	0	0	.328
May 25	vs LSU	*of	4	0	1	2	0	0	0	0	0	0	0	0	0	0	2	1	0	0	.326
May 27	vs Texas A&M	*of	5	0	0	0	0	0	0	0	0	0	0	0	0	1	2	1	0	0	.318
Jun 02	SANTA CLARA	*of	4	0	1	0	0	0	0	1	0	0	0	0	0	0	2	2	0	0	.317
Jun 04	TCU	*of	4	1	1	1	0	0	1	0	0	0	0	0	0	0	2	2	0	0	.316
Jun 04	SANTA CLARA	*of	5	1	2	1	1	0	0	0	0	0	0	0	0	0	2	0	0	0	.318
Jun 05	TCU	*of	3	1	1	2	0	0	1	1	0	0	0	0	0	0	1	2	0	0	.318
Totals		60gs	214	54	68	52	15	0	16	32	7	3	16	1	4	3	63	92	3	3	.318

On base pct. .436 • Slugging pct. .612

#9 John Bolton - 51 games (All games)

Date	Opponent	Pos	AB	R	H	RBI	2B	3B	HR	BB	SB	CS	HBP	SAC	SF	GDP	K	PO	A	E	Avg
Feb 17	vs Texas	*ss	4	0	2	1	1	0	0	0	0	0	0	0	0	0	1	2	4	0	.500
Feb 18	vs TCU	*ss	4	0	1	0	0	0	0	0	0	0	0	0	0	0	1	1	6	0	.375
Feb 19	vs Oklahoma State	*ss	3	1	1	2	0	0	0	0	0	0	0	0	1	0	2	0	2	0	.364
Feb 21	GRAMBLING	*ss	3	1	0	0	0	0	0	0	0	0	1	0	0	0	0	1	3	0	.286
Feb 24	EASTERN ILLINOI	*ss	4	2	2	0	0	0	0	0	0	0	0	0	0	0	0	0	2	0	.333
Feb 25	EASTERN ILLINOI	*ss	5	1	1	0	0	0	0	0	0	0	0	0	0	0	0	1	3	0	.304
Feb 26	EASTERN ILLINOI	*ss	3	1	1	1	1	0	0	0	0	0	0	0	0	0	1	0	1	0	.308
Mar 01	ILLINOIS STATE	*ss	5	0	1	0	0	0	0	0	0	0	0	0	0	0	2	1	7	2	.290
Mar 04	WRIGHT STATE	*ss	3	1	0	1	0	0	0	1	0	0	1	0	0	0	1	2	3	0	.265
Mar 05	WRIGHT STATE	*ss	3	1	1	1	0	0	0	1	1	0	0	0	0	0	0	0	2	0	.270
Mar 07	ARMY	*ss	2	0	0	0	0	0	0	1	0	0	0	0	0	0	0	0	4	0	.256
Mar 10	LOUISIANA TECH	*ss	2	0	0	0	0	0	0	2	0	0	0	0	0	0	1	0	5	0	.244
Mar 11	LOUISIANA TECH	*ss	2	1	0	0	0	0	0	1	0	0	0	0	0	0	0	1	0	0	.233
Mar 12	LOUISIANA TECH	*ss	3	3	2	0	0	0	0	1	0	0	1	0	0	0	1	1	3	0	.261
Mar 14	UNLV	*ss	4	1	0	0	0	0	0	1	0	0	0	0	0	0	2	1	2	1	.240
Mar 15	UNLV	*ss	3	1	0	0	0	0	0	1	0	0	0	0	0	0	1	4	2	1	.226
Mar 17	AUBURN	*ss	3	1	1	0	1	0	0	0	0	0	1	0	0	0	2	1	2	0	.232
Mar 18	AUBURN	*ss	3	1	1	1	0	0	0	0	0	0	0	0	1	0	1	2	5	0	.237
Mar 19	AUBURN	*ss	3	0	0	0	0	0	0	0	0	0	0	0	0	1	1	3	1	0	.226
Mar 24	at LSU	*ss	2	0	0	0	0	0	0	1	0	0	0	0	0	0	2	0	0	0	.219
Mar 25	at LSU-1	*ss	3	0	0	0	0	0	0	0	0	0	0	0	0	0	1	3	2	0	.209
Mar 25	at LSU-2	*ss	2	0	0	0	0	0	0	0	0	0	0	0	0	0	2	3	0	1	.203
Mar 28	OMAHA	*ss	2	2	1	2	0	0	0	1	0	0	0	0	0	1	0	0	1	0	.211
Mar 31	ALABAMA	*ss	1	0	0	0	0	0	0	0	0	0	0	0	0	0	0	1	1	0	.208
Apr 01	ALABAMA	*ss	2	0	0	0	0	0	0	0	0	0	0	1	0	0	2	0	2	0	.203
Apr 07	at Ole Miss-1	*ss	4	1	1	0	0	0	0	1	1	0	0	0	0	0	0	1	2	0	.205
Apr 07	at Ole Miss-2	*ss	2	0	0	0	0	0	0	0	0	0	1	0	0	0	1	2	3	0	.200
Apr 08	at Ole Miss	*ss	4	1	0	0	0	0	0	0	0	0	0	0	0	0	1	1	1	0	.190
Apr 14	TENNESSEE	*ss	3	1	0	0	0	0	0	0	1	0	0	0	0	0	1	0	3	0	.184
Apr 15	TENNESSEE	*ss	2	1	0	0	0	0	0	1	1	0	1	0	0	0	2	4	3	0	.180
Apr 16	TENNESSEE	*ss	3	1	1	0	0	0	0	1	0	1	0	0	0	1	1	1	2	0	.185
Apr 20	at Georgia	*ss	1	0	0	0	0	0	0	0	0	0	0	0	0	0	0	1	2	1	.183
Apr 22	at Georgia	*ss	2	0	0	1	0	0	0	1	0	0	0	1	0	0	1	0	2	0	.179
Apr 25	at Missouri State	*ss	2	0	0	0	0	0	0	0	0	0	0	0	0	0	1	3	4	0	.175
Apr 27	TEXAS A&M	*ss	2	1	1	1	0	0	0	3	1	0	0	0	0	1	0	2	1	0	.182
Apr 28	TEXAS A&M	*ss	2	0	0	0	0	0	0	0	0	0	0	2	0	0	2	1	1	0	.178
Apr 29	TEXAS A&M	*ss	3	1	3	2	0	0	0	0	0	1	0	1	0	0	0	2	5	0	.202
May 02	vs Lipscomb	*ss	2	0	0	0	0	0	0	1	0	0	0	0	0	0	0	2	2	1	.198
May 05	at Mississippi State	*ss	2	0	0	0	0	0	0	2	0	0	0	0	0	0	0	1	2	0	.194
May 06	at Mississippi State	*ss	1	2	1	0	0	0	0	2	1	0	0	1	0	0	0	1	2	0	.202
May 07	at Mississippi State	*ss	3	2	0	0	0	0	0	1	0	0	0	0	0	0	0	1	6	1	.196
May 12	SOUTH CAROLIN	*ss	4	1	1	0	0	0	0	0	0	0	0	0	0	0	2	2	1	0	.198
May 13	SOUTH CAROLIN	*ss	3	0	1	0	1	0	0	0	0	0	0	0	0	0	1	1	2	0	.202
May 14	SOUTH CAROLIN	*ss	3	0	1	1	1	0	0	0	1	0	0	0	0	0	0	1	4	0	.205
May 18	at Vanderbilt	*ss	3	0	0	0	0	0	0	0	0	0	0	1	0	0	1	0	5	0	.200
May 19	at Vanderbilt	*ss	4	0	1	1	0	0	0	0	0	0	0	0	0	0	1	1	2	0	.202
May 27	vs Texas A&M	*ss	3	1	2	2	1	0	0	0	0	0	1	0	0	0	0	0	1	0	.212
Jun 02	SANTA CLARA	*ss	2	1	1	2	0	0	0	1	0	0	1	0	1	0	0	1	3	0	.216
Jun 04	TCU	*ss	1	0	0	0	0	0	0	0	0	0	0	0	0	0	0	3	1	0	.215
Jun 04	SANTA CLARA	*ss	3	0	0	0	0	0	0	1	0	0	0	0	0	0	0	0	4	0	.210
Jun 05	TCU	*ss	3	0	0	0	0	0	0	0	0	0	1	0	0	0	0	1	3	0	.206
Totals		51gs	141	32	29	19	6	0	0	26	7	2	9	7	3	4	39	61	130	8	.206

On base pct. .358 • Slugging pct. .248

#40 Ben Bybee - 2 games (All games)

Date	Opponent	Pos	AB	R	H	RBI	2B	3B	HR	BB	SB	CS	HBP	SAC	SF	GDP	K	PO	A	E	Avg
Mar 15	UNLV	*p	0	0	0	0	0	0	0	0	0	0	0	0	0	0	0	1	0	0	.000
Apr 25	at Missouri State	p	0	0	0	0	0	0	0	0	0	0	0	0	0	0	0	1	0	0	.000
Totals		1gs	0	0	0	0	0	0	0	0	0	0	0	0	0	0	0	2	0	0	.000

On base pct. .000 • Slugging pct. .000



||| INDIVIDUAL GAME-BY-GAME (2023)

#40 Ben Bybee - 15 appearances (All games)

Date	Opponent	GS	IP	H	R	ER	BB	SO	2B	3B	HR	WP	BK	HBP	IBB	Score	W-L	Sv	ERA	NP
Feb 18	vs TCU		0.1	0	0	0	0	1	0	0	0	0	0	1	0	6-18	0-0	0	0.00	6
Feb 21	GRAMBLING	*	2.0	2	2	2	2	3	0	0	1	0	0	0	0	9-7	0-0	0	7.71	46
Mar 04	WRIGHT STATE		0.1	1	0	0	0	0	0	1	0	0	0	0	0	12-6	0-0	0	6.75	12
Mar 15	UNLV	*	5.0	6	0	0	1	3	2	0	0	0	0	1	0	5-2	1-0	0	2.35	63
Mar 21	SEMO	*	4.0	1	1	1	3	5	0	0	1	0	0	0	0	12-2	2-0	0	2.31	73
Mar 25	at LSU-2		2.0	1	0	0	1	1	0	0	0	0	0	0	0	5-14	2-0	0	1.98	27
Mar 28	OMAHA	*	2.0	3	3	3	3	1	1	0	0	1	0	0	0	16-3	2-0	0	3.45	43
Apr 02	ALABAMA	*	0.2	2	2	2	3	0	1	0	0	0	0	0	0	5-4	2-0	0	4.41	24
Apr 12	LITTLE ROCK	*	3.0	4	3	2	2	6	0	0	0	1	0	0	0	4-11	2-0	0	4.66	63
Apr 16	TENNESSEE	*	3.1	1	2	2	4	3	1	0	0	0	0	1	0	7-2	2-0	0	4.76	56
Apr 22	at Georgia		0.0	2	2	2	0	0	0	0	2	0	0	0	0	8-9	2-1	0	5.56	5
Apr 25	at Missouri State		2.0	0	0	0	1	3	0	0	0	0	0	0	0	4-8	2-1	0	5.11	28
Apr 29	TEXAS A&M		1.2	3	3	2	2	2	2	0	0	1	0	0	0	8-7	2-1	0	5.47	46
May 02	vs Lipscomb		0.0	2	3	3	2	0	0	0	0	0	0	0	0	6-8	2-1	0	6.49	15
Jun 04	TCU		1.0	4	3	3	0	1	0	0	0	1	0	0	0	5-20	2-1	0	7.24	27
Totals		7	27.1	32	24	22	24	29	7	1	4	4	0	3	0	112-12	2-1	0	7.24	-

#6 Caleb Cali - 51 games (All games)

Date	Opponent	Pos	AB	R	H	RBI	2B	3B	HR	BB	SB	CS	HBP	SAC	SF	GDP	K	PO	A	E	Avg
Feb 17	vs Texas	*3b	5	0	0	0	0	0	0	0	0	0	0	0	0	1	4	1	0	1	.000
Feb 18	vs TCU	*3b	3	0	0	0	0	0	0	0	0	0	0	0	0	0	3	0	2	0	.000
Feb 21	GRAMBLING	3b	0	0	0	0	0	0	0	0	0	0	0	0	0	0	0	0	0	0	.000
Feb 24	EASTERN ILLINOI	ph	0	1	0	0	0	0	0	1	0	0	0	0	0	0	0	0	0	0	.000
Feb 25	EASTERN ILLINOI	*3b	2	1	0	0	0	0	0	1	0	0	0	0	0	0	0	0	1	0	.000
Mar 01	ILLINOIS STATE	*3b	4	1	1	2	0	0	1	1	0	0	0	0	0	0	1	0	3	0	.071
Mar 03	WRIGHT STATE	*3b	4	1	2	2	1	0	1	0	0	0	0	0	0	0	1	0	2	0	.167
Mar 04	WRIGHT STATE	*3b/1	4	1	2	2	0	0	0	1	0	1	0	0	0	1	1	0	1	0	.227
Mar 05	WRIGHT STATE	*3b	3	1	0	0	0	0	0	1	0	0	0	0	0	0	2	3	4	1	.200
Mar 07	ARMY	*3b	3	0	1	0	0	0	0	1	0	0	0	0	0	0	2	0	5	0	.214
Mar 10	LOUISIANA TECH	*3b	3	0	1	0	0	0	0	1	0	1	1	0	0	0	0	0	1	0	.226
Mar 12	LOUISIANA TECH	3b	1	0	0	0	0	0	0	0	0	0	0	0	0	0	0	0	0	0	.219
Mar 21	SEMO	*3b	4	1	1	0	0	0	0	0	0	0	0	0	0	0	1	0	4	0	.222
Mar 24	at LSU	3b	0	0	0	0	0	0	0	0	0	0	0	0	0	0	0	0	0	0	.222
Mar 25	at LSU-2	*3b	4	0	1	3	1	0	0	1	0	0	0	0	0	0	2	1	1	1	.225
Mar 28	OMAHA	ph	1	0	0	0	0	0	0	0	0	0	0	0	0	0	0	0	0	0	.220
Mar 31	ALABAMA	*3b	3	0	0	0	0	0	0	1	0	0	0	0	0	0	0	1	2	1	.205
Apr 01	ALABAMA	*3b	4	1	1	2	0	0	1	0	0	0	0	0	0	0	0	0	2	0	.208
Apr 02	ALABAMA	*3b	4	0	0	0	0	0	0	0	0	0	0	0	0	0	1	2	2	0	.192
Apr 07	at Ole Miss-1	*3b	5	1	2	2	1	0	1	0	0	0	0	0	0	0	2	2	2	0	.211
Apr 07	at Ole Miss-2	*3b	3	0	0	0	0	0	0	2	0	0	0	0	0	0	1	0	2	0	.200
Apr 08	at Ole Miss	*3b	3	3	2	1	0	0	1	1	1	0	0	0	0	0	0	0	4	0	.222
Apr 11	LITTLE ROCK	*3b	3	1	2	2	0	0	0	0	0	0	0	0	0	0	1	0	0	0	.242
Apr 14	TENNESSEE	*3b	3	0	1	0	0	0	0	0	0	0	1	0	0	0	2	0	2	0	.246
Apr 15	TENNESSEE	*3b	3	1	1	1	0	0	0	1	0	0	0	0	0	0	0	0	2	0	.250
Apr 16	TENNESSEE	*3b	4	0	1	1	0	0	0	0	0	0	0	0	0	0	0	2	5	0	.250
Apr 18	UCA	*3b	5	2	2	0	0	0	0	0	0	0	0	0	0	0	0	0	1	0	.259
Apr 20	at Georgia	*3b	4	0	2	2	1	0	0	0	0	0	0	0	1	0	0	1	4	0	.271
Apr 21	at Georgia	*3b	3	0	2	0	0	0	0	1	0	0	0	0	0	0	0	0	0	0	.284
Apr 22	at Georgia	*3b	4	3	3	5	0	0	2	0	0	0	0	0	0	1	0	0	1	0	.304
Apr 25	at Missouri State	*3b	4	0	1	0	0	0	0	0	0	0	0	0	0	0	0	2	0	0	.302
Apr 27	TEXAS A&M	*3b	2	1	1	0	0	0	0	3	0	0	0	0	0	0	1	1	4	0	.306
Apr 28	TEXAS A&M	*3b	2	2	1	0	0	0	0	3	0	0	0	0	0	0	0	2	0	0	.310
Apr 29	TEXAS A&M	*3b	4	2	2	0	0	0	0	1	1	0	0	0	0	0	1	0	1	0	.317
May 02	vs Lipscomb	*3b	4	0	0	0	0	0	0	2	1	0	0	0	0	0	1	2	2	1	.306
May 05	at Mississippi State	*3b	4	1	3	0	1	0	0	0	0	0	0	0	0	0	1	1	2	0	.321
May 06	at Mississippi State	*3b	4	2	1	3	0	0	1	1	0	0	0	0	0	0	0	1	0	0	.319
May 07	at Mississippi State	*3b	5	0	0	0	0	0	0	0	0	0	0	0	0	0	2	1	4	0	.306
May 12	SOUTH CAROLIN	*3b	4	0	0	0	0	0	0	0	0	0	0	0	0	1	2	0	1	0	.296
May 13	SOUTH CAROLIN	*3b	4	0	0	0	0	0	0	0	0	0	0	0	0	0	1	1	2	0	.287
May 14	SOUTH CAROLIN	*3b	4	1	3	1	1	0	0	0	0	0	0	0	0	0	1	1	2	0	.301
May 18	at Vanderbilt	*3b	5	1	1	2	0	0	0	0	0	0	0	0	0	0	1	0	0	0	.297
May 19	at Vanderbilt	*3b	5	2	3	1	1	0	0	0	0	0	0	0	0	0	0	0	1	0	.308
May 20	at Vanderbilt	*3b	4	1	1	1	0	0	0	1	0	0	0	0	0	0	0	0	1	0	.306
May 24	vs Texas A&M	*3b	3	0	1	0	0	0	0	1	0	0	1	0	0	0	1	0	0	0	.307
May 25	vs LSU	*3b	4	1	2	1	0	0	0	0	0	0	0	0	0	0	0	1	3	0	.312
May 27	vs Texas A&M	*3b	4	2	3	0	1	0	0	0	0	0	0	0	0	0	0	2	2	0	.323
Jun 02	SANTA CLARA	*3b	3	3	1	3	0	0	1	1	0	0	1	0	0	0	0	1	3	0	.323
Jun 04	TCU	*3b	3	0	1	0	0	0	0	0	0	0	0	0	0	0	0	0	1	0	.323
Jun 04	SANTA CLARA	*2b/3	4	0	0	0	0	0	0	0	0	0	0	0	0	0	4	0	1	0	.315
Jun 05	TCU	*2b	4	0	0	0	0	0	0	0	0	0	0	0	0	0	1	0	1	1	.308
Totals		46gs	172	38	53	37	8	0	9	27	3	2	4	0	1	4	41	29	84	6	.308

On base pct. .412 • Slugging pct. .512

#31 Dylan Carter - 5 games (All games)

Date	Opponent	Pos	AB	R	H	RBI	2B	3B	HR	BB	SB	CS	HBP	SAC	SF	GDP	K	PO	A	E	Avg
Mar 03	WRIGHT STATE	p	0	0	0	0	0	0	0	0	0	0	0	0	0	0	0	1	0	0	.000
Mar 10	LOUISIANA TECH	p	0	0	0	0	0	0	0	0	0	0	0	0	0	0	0	1	0	0	.000
Mar 18	AUBURN	p	0	0	0	0	0	0	0	0	0	0	0	0	0	0	0	0	2	0	.000
Apr 02	ALABAMA	p	0	0	0	0	0	0	0	0	0	0	0	0	0	0	0	0	1	0	.000
Apr 07	at Ole Miss-1	p	0	0	0	0	0	0	0	0	0	0	0	0	0	0	0	1	0	0	.000
Totals		0gs	0	0	0	0	0	0	0	0	0	0	0	0	0	0	0	3	3	0	.000

On base pct. .000 • Slugging pct. .000



III INDIVIDUAL GAME-BY-GAME (2023)

#31 Dylan Carter - 16 appearances (All games)

Date	Opponent	GS	IP	H	R	ER	BB	SO	2B	3B	HR	WP	BK	HBP	IBB	Score	W-L	Sv	ERA	NP	
Feb 18	vs TCU		1.1	2	3	3	0	1	1	0	0	0	0	0	1	0	6-18	0-0	0	20.25	26
Feb 25	EASTERN ILLINOI		1.0	1	0	0	1	1	0	0	0	0	0	0	0	0	10-3	0-0	0	11.57	18
Mar 01	ILLINOIS STATE		2.1	1	0	0	0	1	0	0	0	0	0	0	0	0	10-9	1-0	0	5.79	30
Mar 03	WRIGHT STATE		2.1	4	1	1	1	3	0	0	0	0	0	0	0	0	12-2	1-0	0	5.14	43
Mar 07	ARMY		3.0	3	1	1	1	2	0	0	0	0	0	0	0	0	7-5	2-0	0	4.50	44
Mar 10	LOUISIANA TECH		3.0	1	0	0	0	2	0	0	0	0	0	0	0	0	7-4	2-0	1	3.46	35
Mar 14	UNLV		1.2	1	0	0	0	1	0	0	0	1	0	0	0	0	13-7	3-0	1	3.07	21
Mar 18	AUBURN		3.0	1	0	0	0	3	1	0	0	0	0	1	0	0	9-3	3-0	2	2.55	54
Mar 25	at LSU-2		1.2	4	6	5	3	3	0	0	2	0	0	0	0	0	5-14	3-0	2	4.66	52
Apr 01	ALABAMA		2.1	3	0	0	1	2	0	0	0	0	0	0	0	0	9-6	3-0	2	4.15	30
Apr 02	ALABAMA		3.2	2	1	1	2	1	0	0	0	2	0	0	0	0	5-4	4-0	2	3.91	63
Apr 07	at Ole Miss-1		2.0	2	2	2	1	1	0	0	1	0	0	0	0	0	11-2	4-0	2	4.28	33
Apr 08	at Ole Miss		1.1	2	1	1	0	0	0	0	1	0	0	0	0	0	6-4	5-0	2	4.40	16
Apr 16	TENNESSEE		4.2	6	0	0	1	3	1	0	0	0	0	0	0	0	7-2	6-0	2	3.78	73
Apr 20	at Georgia		2.2	2	0	0	0	2	0	0	0	0	0	0	0	0	5-6	6-0	2	3.50	38
Apr 27	TEXAS A&M		1.0	2	1	1	0	0	0	0	0	0	0	0	0	0	7-5	6-0	2	3.65	24
Totals		0	37.0	37	16	15	11	26	3	0	4	3	0	2	0	129-94	6-0	2	3.65		

#36 Parker Coil - 7 games (All games)

Date	Opponent	Pos	AB	R	H	RBI	2B	3B	HR	BB	SB	CS	HBP	SAC	SF	GDP	K	PO	A	E	Avg
Feb 18	vs TCU	p	0	0	0	0	0	0	0	0	0	0	0	0	0	0	0	0	1	0	.000
Feb 26	EASTERN ILLINOI	p	0	0	0	0	0	0	0	0	0	0	0	0	0	0	0	1	1	0	.000
Mar 03	WRIGHT STATE	p	0	0	0	0	0	0	0	0	0	0	0	0	0	0	0	1	0	0	.000
Mar 07	ARMY	*p	0	0	0	0	0	0	0	0	0	0	0	0	0	0	0	0	1	1	.000
Apr 18	UCA	p	0	0	0	0	0	0	0	0	0	0	0	0	0	0	0	0	1	0	.000
Apr 25	at Missouri State	p	0	0	0	0	0	0	0	0	0	0	0	0	0	0	0	0	1	0	.000
May 02	vs Lipscomb	*p	0	0	0	0	0	0	0	0	0	0	0	0	0	0	0	0	1	0	.000
Totals		2gs	0	0	0	0	0	0	0	0	0	0	0	0	0	0	0	2	6	1	.000

On base pct. .000 • Slugging pct. .000

#36 Parker Coil - 15 appearances (All games)

Date	Opponent	GS	IP	H	R	ER	BB	SO	2B	3B	HR	WP	BK	HBP	IBB	Score	W-L	Sv	ERA	NP
Feb 18	vs TCU		1.1	2	2	2	3	0	0	0	1	0	0	0	0	6-18	0-0	0	13.50	35
Feb 26	EASTERN ILLINOI		0.2	2	1	0	1	0	0	0	0	0	0	0	0	3-12	0-0	0	9.00	21
Mar 03	WRIGHT STATE		1.0	2	0	0	0	1	0	0	0	0	0	0	0	12-2	0-0	0	6.00	24
Mar 07	ARMY	*	3.2	6	3	3	1	3	1	0	1	2	0	0	0	7-5	0-0	0	6.75	60
Mar 14	UNLV	*	2.1	4	4	4	1	4	1	0	0	1	0	0	0	13-7	0-0	0	9.00	50
Mar 28	OMAHA		1.0	0	0	0	0	1	0	0	0	0	0	1	0	16-3	0-0	0	8.10	15
Apr 12	LITTLE ROCK		1.0	0	0	0	1	2	0	0	0	0	0	0	0	4-11	0-0	0	7.36	17
Apr 18	UCA		2.0	5	2	2	0	1	0	0	1	0	0	0	0	6-3	0-0	0	7.62	31
Apr 25	at Missouri State		2.2	2	0	0	0	2	0	0	0	0	0	0	0	4-8	0-0	0	6.32	32
Apr 29	TEXAS A&M		1.2	2	1	1	0	1	0	0	1	0	0	0	0	8-7	0-0	1	6.23	25
May 02	vs Lipscomb	*	2.0	0	0	0	1	2	0	0	0	0	0	0	0	6-8	0-0	1	5.59	33
May 07	at Mississippi State		1.0	0	0	0	0	0	0	0	0	0	0	0	0	11-6	0-0	1	5.31	8
May 19	at Vanderbilt		0.2	1	1	1	0	1	0	0	1	0	0	0	0	8-10	0-0	1	5.57	11
May 20	at Vanderbilt		0.1	3	3	3	0	1	1	0	0	0	1	0	0	6-7	0-1	1	6.75	18
May 27	vs Texas A&M		0.2	2	0	0	1	0	1	0	0	0	0	0	0	4-5	0-1	1	6.55	19
Totals		3	22.0	31	17	16	9	19	4	0	5	3	1	1	0	114-11	0-1	1	6.55	-

#1 Harold Coll - 32 games (All games)

Date	Opponent	Pos	AB	R	H	RBI	2B	3B	HR	BB	SB	CS	HBP	SAC	SF	GDP	K	PO	A	E	Avg
Feb 18	vs TCU	ph	1	0	0	0	0	0	0	0	0	0	0	0	0	0	1	0	0	0	.000
Feb 19	vs Oklahoma State	ss	0	0	0	1	0	0	0	0	0	0	0	0	1	0	0	0	0	0	.000
Mar 03	WRIGHT STATE	*ss	4	1	1	0	0	0	0	0	0	0	0	0	0	0	0	0	2	0	.200
Mar 04	WRIGHT STATE	ph/2	1	0	0	0	0	0	0	0	0	0	0	0	0	0	0	0	0	0	.167
Mar 14	UNLV	*2b/3	5	2	3	4	2	0	1	0	1	0	0	0	0	0	1	2	2	0	.364
Mar 15	UNLV	*3b	4	0	1	1	0	0	0	0	0	0	0	0	0	0	0	0	4	0	.333
Mar 17	AUBURN	*3b	2	1	0	0	0	0	0	2	0	0	0	0	0	0	1	0	2	0	.294
Mar 18	AUBURN	*3b	4	0	1	1	0	0	0	0	0	0	0	0	0	0	0	0	2	0	.286
Mar 19	AUBURN	*3b	4	0	1	2	0	0	0	0	0	0	0	0	0	1	1	2	2	0	.280
Mar 21	SEMO	*ss	4	2	2	3	2	0	0	0	0	0	0	0	0	0	0	1	1	0	.310
Mar 24	at LSU	*3b/ss	5	0	0	0	0	0	0	0	0	0	0	0	0	0	2	2	0	0	.265
Mar 25	at LSU-1	*3b/ss	2	0	0	0	0	0	0	1	0	0	0	0	0	0	1	0	0	0	.250
Mar 25	at LSU-2	ss	1	0	0	0	0	0	0	0	0	0	0	0	0	0	0	0	0	0	.243
Mar 28	OMAHA	ss	1	0	1	0	1	0	0	0	0	0	0	0	0	0	0	2	1	0	.263
Mar 31	ALABAMA	ph/ss	2	0	0	0	0	0	0	0	0	0	0	0	0	0	2	1	0	0	.250
Apr 01	ALABAMA	ph/ss	1	0	0	0	0	0	0	0	0	0	0	0	0	0	1	0	0	0	.244
Apr 02	ALABAMA	*ss	3	1	1	0	0	0	0	1	0	0	0	0	0	0	0	1	1	1	.250
Apr 07	at Ole Miss-2	ph/ss	1	0	0	0	0	0	0	0	0	0	0	0	0	0	0	0	0	0	.244
Apr 11	LITTLE ROCK	*ss	4	3	2	3	0	0	1	1	0	0	0	0	0	0	0	2	1	0	.265
Apr 12	LITTLE ROCK	*ss	4	0	0	0	0	0	0	0	0	0	0	0	0	0	0	2	4	0	.245
Apr 18	UCA	*ss	3	1	1	1	0	0	0	0	0	0	1	0	0	0	1	2	4	0	.250
Apr 20	at Georgia	ph/ss	3	0	1	0	1	0	0	0	0	0	0	0	0	0	1	1	0	0	.254
Apr 21	at Georgia	*ss	4	1	2	0	1	0	0	0	0	1	0	0	0	0	1	2	2	0	.270
Apr 25	at Missouri State	ph/ss	2	0	0	1	0	0	0	0	0	0	0	0	0	0	1	0	0	0	.262
May 02	vs Lipscomb	*2b/ss	5	1	1	3	0	0	1	0	0	0	0	0	0	1	3	2	3	0	.257
May 19	at Vanderbilt	ss	0	0	0	0	0	0	0	0	0	0	0	0	0	0	0	0	0	0	.257
May 20	at Vanderbilt	*ss	2	0	0	1	0	0	0	0	0	0	1	0	1	0	1	1	1	0	.250
May 24	vs Texas A&M	*ss	2	1	0	0	0	0	0	2	0	0	0	1	0	1	0	1	1	0	.243
May 25	vs LSU	*ss	4	0	0	0	0	0	0	0	0	0	0	0	0	0	1	0	2	0	.231
Jun 02	SANTA CLARA	2b	0	0	0	0	0	0	0	0	0	0	0	0	0	0	0	0	0	0	.231
Jun 04	TCU	*2b/ss	4	1	1	1	0	0	1	0	0	0	0	0	0	0	2	3	0	0	.232
Jun 04	SANTA CLARA	2b	0	0	0	0	0	0	0	0	0	0	0	0	0	0	0	1	1	0	.232
Totals		19gs	82	15	19	22	7	0	4	7	1	1	2	1	2	3	21	28	36	1	.232

On base pct. .301 • Slugging pct. .463



||| INDIVIDUAL GAME-BY-GAME (2023)

#5 Kendall Diggs - 58 games (All games)

Date	Opponent	Pos	AB	R	H	RBI	2B	3B	HR	BB	SB	CS	HBP	SAC	SF	GDP	K	PO	A	E	Avg
Feb 17	vs Texas	*dh	3	0	1	2	0	0	0	0	0	0	0	1	0	0	1	0	0	0	.333
Feb 18	vs TCU	*dh	2	1	1	1	0	0	1	1	0	0	0	0	0	0	0	0	0	0	.400
Feb 19	vs Oklahoma State	*dh	3	2	1	0	0	0	0	0	0	0	1	0	0	0	0	0	0	0	.375
Feb 21	GRAMBLING	*dh	3	1	1	0	0	0	0	1	0	0	0	0	0	0	1	0	0	0	.364
Feb 24	EASTERN ILLINOI	*dh	4	2	1	4	0	0	1	1	0	0	0	0	0	0	1	0	0	0	.333
Feb 25	EASTERN ILLINOI	*dh	5	0	0	0	0	0	0	0	0	0	0	0	0	0	1	0	0	0	.250
Mar 01	ILLINOIS STATE	*dh	5	2	3	2	2	0	1	1	0	0	0	0	0	0	0	0	0	0	.320
Mar 03	WRIGHT STATE	*dh	2	1	0	0	0	0	0	2	0	0	0	0	0	0	1	0	0	0	.296
Mar 05	WRIGHT STATE	*dh	2	0	0	0	0	0	0	2	0	0	0	0	0	0	1	0	0	0	.276
Mar 07	ARMY	*dh	4	1	1	3	0	0	1	0	0	0	0	0	0	0	1	1	0	0	.273
Mar 10	LOUISIANA TECH	*dh	3	2	2	2	0	0	0	1	0	0	0	0	1	0	0	0	0	0	.306
Mar 11	LOUISIANA TECH	*dh	3	1	1	1	0	0	1	1	0	0	0	0	0	0	1	0	0	0	.308
Mar 12	LOUISIANA TECH	*dh	5	1	1	2	0	0	1	0	0	0	0	0	0	0	0	0	0	0	.295
Mar 14	UNLV	*dh	3	3	3	1	1	0	0	2	0	0	0	0	0	0	0	0	0	0	.340
Mar 15	UNLV	*of	4	0	1	2	1	0	0	0	0	0	0	0	0	0	0	1	0	1	.333
Mar 17	AUBURN	*dh	4	0	1	0	0	0	0	0	0	0	0	0	0	0	2	0	0	0	.327
Mar 18	AUBURN	*dh	3	1	2	4	2	0	0	1	0	0	0	0	0	0	0	0	0	0	.345
Mar 19	AUBURN	*dh	3	1	1	0	1	0	0	1	0	0	0	0	0	0	1	0	0	0	.344
Mar 24	at LSU	*dh	4	2	1	4	0	0	1	1	0	0	0	0	0	0	1	0	0	0	.338
Mar 25	at LSU-1	*dh	3	0	1	0	0	0	0	0	0	0	0	0	0	0	2	0	0	0	.338
Mar 25	at LSU-2	*dh	2	1	1	0	0	0	0	2	0	0	1	0	0	0	1	0	0	0	.343
Mar 28	OMAHA	*dh	3	3	3	2	0	0	0	1	0	0	0	0	0	0	0	0	0	0	.370
Mar 31	ALABAMA	*dh	3	0	0	0	0	0	0	1	0	0	0	0	0	0	1	0	0	0	.355
Apr 01	ALABAMA	*dh	3	2	1	3	0	0	1	1	0	0	0	0	0	0	1	1	0	0	.354
Apr 02	ALABAMA	*dh	2	0	0	0	0	0	0	2	0	0	0	0	0	0	0	0	0	0	.346
Apr 07	at Ole Miss-1	*dh	4	2	1	1	0	1	0	1	0	0	0	0	0	0	1	1	0	0	.341
Apr 07	at Ole Miss-2	*dh	4	0	1	1	1	0	0	1	0	0	0	0	0	0	2	0	0	0	.337
Apr 08	at Ole Miss	*dh	4	0	1	1	0	0	0	0	0	0	0	0	0	0	0	0	0	0	.333
Apr 11	LITTLE ROCK	ph/of	2	0	2	1	0	0	0	0	0	0	0	0	0	0	0	1	0	0	.347
Apr 12	LITTLE ROCK	*dh	4	1	1	0	0	0	0	1	0	0	0	0	0	0	1	0	0	0	.343
Apr 14	TENNESSEE	*of	3	0	2	0	0	0	0	1	1	0	0	0	0	0	0	2	0	0	.353
Apr 15	TENNESSEE	*of	4	1	1	1	0	0	0	0	0	0	0	0	0	0	2	1	0	1	.349
Apr 16	TENNESSEE	*of	2	1	0	0	0	0	0	1	0	0	1	0	0	0	1	2	0	0	.343
Apr 18	UCA	*of	5	1	2	0	1	0	0	0	0	0	0	0	0	0	0	2	0	0	.345
Apr 20	at Georgia	*of	4	2	2	1	2	0	0	1	0	0	0	0	0	0	0	4	0	0	.350
Apr 21	at Georgia	*of	3	0	0	0	0	0	0	1	0	0	0	0	0	0	1	0	0	0	.342
Apr 22	at Georgia	*of	2	3	1	0	1	0	0	3	0	0	0	0	0	0	0	3	0	0	.344
Apr 25	at Missouri State	*of	2	0	0	0	0	0	0	1	0	0	0	0	0	0	1	2	0	0	.339
Apr 27	TEXAS A&M	*of	4	0	0	0	0	0	0	2	0	0	0	0	0	0	3	2	0	0	.328
Apr 28	TEXAS A&M	*of	5	1	2	1	0	0	0	0	0	0	0	0	0	0	1	0	0	0	.331
Apr 29	TEXAS A&M	*of	3	0	0	2	0	0	0	0	0	0	0	0	2	0	1	2	0	0	.324
May 02	vs Lipscomb	*of	5	0	0	0	0	0	0	0	0	0	1	0	0	0	1	3	0	0	.312
May 05	at Mississippi State	*of	4	1	1	1	0	0	0	1	0	0	0	0	0	0	1	2	0	0	.310
May 06	at Mississippi State	*of	4	2	3	5	0	0	1	0	0	0	0	0	1	0	0	1	0	0	.322
May 07	at Mississippi State	*of	3	2	2	4	0	0	1	2	0	0	0	0	0	0	1	1	0	0	.329
May 12	SOUTH CAROLIN	*of	4	0	2	3	0	0	0	0	0	0	0	0	0	0	2	2	0	0	.333
May 13	SOUTH CAROLIN	*of	3	0	0	0	0	0	0	1	0	0	0	0	0	0	2	2	0	0	.327
May 14	SOUTH CAROLIN	*of	4	0	0	0	0	0	0	0	0	0	0	0	0	0	0	2	0	0	.319
May 18	at Vanderbilt	*dh	3	1	1	0	0	0	0	2	0	0	0	0	0	0	1	0	0	0	.319
May 19	at Vanderbilt	*dh	5	0	1	0	0	0	0	0	0	0	0	0	0	0	0	0	0	0	.316
May 20	at Vanderbilt	*dh	4	1	1	1	0	0	0	0	0	0	1	0	0	0	1	0	0	0	.314
May 24	vs Texas A&M	*dh	5	2	2	1	0	0	1	1	0	0	0	0	0	0	1	0	0	0	.317
May 25	vs LSU	*dh	3	0	0	0	0	0	0	0	0	0	0	0	0	0	1	0	0	0	.311
May 27	vs Texas A&M	*dh	5	0	1	1	0	0	0	0	0	0	0	0	0	0	2	0	0	0	.309
Jun 02	SANTA CLARA	*dh	3	1	1	3	0	0	0	2	0	0	0	0	0	0	1	0	0	0	.309
Jun 04	TCU	*dh	4	0	0	0	0	0	0	0	0	0	0	0	0	0	2	0	0	0	.303
Jun 04	SANTA CLARA	*dh	3	2	1	2	0	0	1	1	0	0	0	0	0	0	1	0	0	0	.303
Jun 05	TCU	*dh	3	0	0	0	0	0	0	1	0	0	0	0	0	0	0	0	0	0	.299
Totals		57gs	201	51	60	63	12	1	12	46	1	0	6	0	4	4	47	35	0	2	.299

On base pct. .436 • Slugging pct. .547

#48 Cooper Dossett - 2 appearances (All games)

Date	Opponent	GS	IP	H	R	ER	BB	SO	2B	3B	HR	WP	BK	HBP	IBB	Score	W-L	Sv	ERA	NP
Feb 18	vs TCU		0.2	2	4	4	3	2	0	0	0	0	0	1	0	6-18	0-0	0	54.00	37
Feb 26	EASTERN ILLINOI		1.0	0	0	0	1	1	0	0	0	0	0	0	0	3-12	0-0	0	21.60	21
Totals		0	1.2	2	4	4	4	3	0	0	0	0	0	1	0	9-30	0-0	0	21.60	-

#37 Jake Faherty - 1 appearance (All games)

Date	Opponent	GS	IP	H	R	ER	BB	SO	2B	3B	HR	WP	BK	HBP	IBB	Score	W-L	Sv	ERA	NP
Mar 04	WRIGHT STATE		0.2	0	3	3	3	1	0	0	0	0	2	0	0	12-6	0-0	0	40.50	22
Totals		0	0.2	0	3	3	3	1	0	0	0	0	2	0	0	12-6	0-0	0	40.50	-

#38 Sean Fitzpatrick - 1 game (All games)

Date	Opponent	Pos	AB	R	H	RBI	2B	3B	HR	BB	SB	CS	HBP	SAC	SF	GDP	K	PO	A	E	Avg
Apr 11	LITTLE ROCK	p	0	0	0	0	0	0	0	0	0	0	0	0	0	0	0	0	1	0	.000
Totals		ogs	0	0	0	0	0	0	0	0	0	0	0	0	0	0	0	0	1	0	.000

On base pct. .000 • Slugging pct. .000

#38 Sean Fitzpatrick - 3 appearances (All games)

Date	Opponent	GS	IP	H	R	ER	BB	SO	2B	3B	HR	WP	BK	HBP	IBB	Score	W-L	Sv	ERA	NP
Feb 18	vs TCU		0.1	2	0	0	0	1	1	0	0	1	0	0	0	6-18	0-0	0	0.00	15
Apr 11	LITTLE ROCK		2.0	2	0	0	2	3	0	0	0	1	0	0	0	21-5	0-0	0	0.00	47
May 02	vs Lipscomb		0.1	1	0	0	0	1	0	0	0	0	0	0	0	6-8	0-0	0	0.00	4
Totals		0	2.2	5	0	0	2	5	1	0	0	2	0	0	0	33-31	0-0	0	0.00	-

#46 Christian Foutch - 2 games (All games)

Date	Opponent	Pos	AB	R	H	RBI	2B	3B	HR	BB	SB	CS	HBP	SAC	SF	GDP	K	PO	A	E	Avg
Apr 12	LITTLE ROCK	p	0	0	0	0	0	0	0	0	0	0	0	0	0	0	0	1	0	0	.000
Apr 18	UCA	p	0	0	0	0	0	0	0	0	0	0	0	0	0	0	0	0	1	0	.000
Totals		ogs	0	0	0	0	0	0	0	0	0	0	0	0	0	0	0	1	1	0	.000

On base pct. .000 • Slugging pct. .000

#46 Christian Foutch - 14 appearances (All games)

Date	Opponent	GS	IP	H	R	ER	BB	SO	2B	3B	HR	WP	BK	HBP	IBB	Score	W-L	Sv	ERA	NP
Mar 12	LOUISIANA TECH		1.0	0	0	0	1	1	0	0	0	0	0	0	0	15-6	0-0	0	0.00	16
Mar 25	at LSU-2		1.0	0	0	0	0	0	0	0	0	0	0	0	1	5-14	0-0	0	0.00	14
Mar 28	OMAHA		1.0	0	0	0	0	0	0	0	0	0	0	0	0	16-3	0-0	0	0.00	19
Apr 07	at Ole Miss-2		2.0	2	0	0	1	2	0	0	0	1	0	0	0	4-7	0-0	0	0.00	33
Apr 12	LITTLE ROCK		1.1	6	4	4	1	1	1	0	1	0	0	1	0	4-11	0-0	0	5.68	28
Apr 16	TENNESSEE		1.0	0	0	0	0	1	0	0	0	0	0	0	0	7-2	0-0	0	4.91	12
Apr 18	UCA		2.0	0	0	0	2	2	0	0	0	0	0	1	0	6-3	1-0	0	3.86	34
Apr 20	at Georgia		0.1	0	0	0	0	0	0	0	0	0	0	0	0	5-6	1-0	0	3.72	1
Apr 22	at Georgia		1.1	2	3	3	1	1	0	0	0	1	0	0	0	8-9	1-0	0	5.73	34
Apr 28	TEXAS A&M		0.0	1	1	1	2	0	0	0	1	0	0	0	0	10-4	1-0	0	6.55	12
Apr 29	TEXAS A&M		0.0	1	0	0	1	0	0	0	0	0	0	1	0	8-7	1-0	0	6.55	11
May 02	vs Lipscomb		0.0	0	2	2	2	0	0	0	0	0	0	1	0	6-8	1-0	0	8.18	14
May 27	vs Texas A&M		0.2	0	0	0	1	1	0	0	0	0	0	0	0	4-5	1-0	0	7.71	13
Jun 05	TCU		0.2	2	2	2	0	0	0	0	2	0	0	0	0	4-12	1-0	0	8.76	9
Totals		0	12.1	14	12	12	12	9	1	0	4	2	0	5	0	102-97	1-0	0	8.76	-

#28 Koty Frank - 3 games (All games)

Date	Opponent	Pos	AB	R	H	RBI	2B	3B	HR	BB	SB	CS	HBP	SAC	SF	GDP	K	PO	A	E	Avg
Feb 17	vs Texas	p	0	0	0	0	0	0	0	0	0	0	0	0	0	0	0	0	1	0	.000
Feb 21	GRAMBLING	p	0	0	0	0	0	0	0	0	0	0	0	0	0	0	0	1	0	0	.000
Mar 01	ILLINOIS STATE	p	0	0	0	0	0	0	0	0	0	0	0	0	0	0	0	0	1	0	.000
Totals		ogs	0	0	0	0	0	0	0	0	0	0	0	0	0	0	0	1	2	0	.000

On base pct. .000 • Slugging pct. .000



||| INDIVIDUAL GAME-BY-GAME (2023)

#28 Koty Frank - 6 appearances (All games)

Date	Opponent	GS	IP	H	R	ER	BB	SO	2B	3B	HR	WP	BK	HBP	IBB	Score	W-L	Sv	ERA	NP
Feb 17	vs Texas		1.1	2	0	0	0	0	0	0	0	1	0	0	0	3-2	0-0	0	0.00	22
Feb 19	vs Oklahoma State		1.0	1	0	0	0	1	0	0	0	0	0	0	0	18-1	0-0	0	0.00	16
Feb 21	GRAMBLING		2.2	0	0	0	1	3	0	0	0	0	0	0	0	9-7	0-0	0	0.00	31
Feb 25	EASTERN ILLINOI		2.1	2	1	1	0	2	0	0	1	0	0	0	0	10-3	0-0	0	1.23	32
Mar 01	ILLINOIS STATE		4.0	4	3	3	0	3	0	0	1	0	0	0	0	10-9	0-0	0	3.18	55
Mar 05	WRIGHT STATE		0.1	0	0	0	0	0	0	0	0	0	0	0	0	6-2	0-0	0	3.09	1
Totals		0	11.2	9	4	4	1	9	0	0	2	1	0	0	0	56-24	0-0	0	3.09	-

#21 Hunter Grimes - 19 games (All games)

Date	Opponent	Pos	AB	R	H	RBI	2B	3B	HR	BB	SB	CS	HBP	SAC	SF	GDP	K	PO	A	E	Avg
Feb 19	vs Oklahoma State	ph/of	1	1	1	0	0	0	0	0	0	0	0	0	0	0	0	0	0	0	1.000
Mar 04	WRIGHT STATE	ph/of	0	0	0	0	0	0	0	1	0	0	0	0	0	0	0	0	0	0	1.000
Mar 14	UNLV	ph/2	2	2	2	1	0	1	0	0	0	0	0	0	0	0	0	0	0	1	1.000
Mar 18	AUBURN	ph	1	0	1	1	0	0	0	0	0	0	0	0	0	0	0	0	0	0	1.000
Mar 21	SEMO	*of	4	1	1	1	0	0	0	0	0	0	0	0	0	0	2	1	0	0	.625
Mar 28	OMAHA	of	0	0	0	0	0	0	0	1	0	0	0	0	0	0	0	1	0	0	.625
Apr 11	LITTLE ROCK	*of/of	2	1	0	3	0	0	0	3	0	0	0	0	1	0	0	2	0	0	.500
Apr 12	LITTLE ROCK	*of	4	0	0	0	0	0	0	1	0	0	0	0	0	0	1	3	0	0	.357
Apr 16	TENNESSEE	ph	1	0	0	0	0	0	0	0	0	0	0	0	0	0	1	0	0	0	.333
Apr 20	at Georgia	pr	0	0	0	0	0	0	0	0	0	0	0	0	0	0	0	0	0	0	.333
Apr 22	at Georgia	of	3	0	0	0	0	0	0	0	0	0	0	0	0	0	3	1	0	0	.278
Apr 27	TEXAS A&M	*of	3	1	0	0	0	0	0	2	0	0	0	0	0	0	3	4	1	0	.238
Apr 28	TEXAS A&M	ph/of	2	1	0	1	0	0	0	1	0	0	0	0	1	0	1	1	0	0	.217
Apr 29	TEXAS A&M	*of	2	1	0	0	0	0	0	0	0	0	0	2	0	0	1	2	0	0	.200
May 02	vs Lipscomb	ph/of	2	0	0	0	0	0	0	0	0	0	0	0	0	0	2	1	0	0	.185
May 07	at Mississippi State	pr	0	0	0	0	0	0	0	0	0	1	0	0	0	0	0	0	0	0	.185
May 20	at Vanderbilt	pr	0	0	0	0	0	0	0	0	0	0	0	0	0	0	0	0	0	0	.185
May 24	vs Texas A&M	pr	0	0	0	0	0	0	0	0	0	0	0	0	0	0	0	0	0	0	.185
Jun 04	SANTA CLARA	pr	0	1	0	0	0	0	0	0	0	0	0	0	0	0	0	0	0	0	.185
Totals		5gs	27	9	5	7	0	1	0	9	0	1	0	2	2	0	14	16	1	1	.185

On base pct. .368 • Slugging pct. .259

#39 Hunter Hollan - 9 games (All games)

Date	Opponent	Pos	AB	R	H	RBI	2B	3B	HR	BB	SB	CS	HBP	SAC	SF	GDP	K	PO	A	E	Avg
Feb 26	EASTERN ILLINOI	*p	0	0	0	0	0	0	0	0	0	0	0	0	0	0	0	0	0	1	.000
Mar 05	WRIGHT STATE	*p	0	0	0	0	0	0	0	0	0	0	0	0	0	0	0	0	1	0	.000
Mar 12	LOUISIANA TECH	*p	0	0	0	0	0	0	0	0	0	0	0	0	0	0	0	0	1	0	.000
Mar 17	AUBURN	*p	0	0	0	0	0	0	0	0	0	0	0	0	0	0	0	0	1	0	.000
Mar 24	at LSU	*p	0	0	0	0	0	0	0	0	0	0	0	0	0	0	0	0	1	0	.000
Mar 31	ALABAMA	*p	0	0	0	0	0	0	0	0	0	0	0	0	0	0	0	0	1	0	.000
Apr 07	at Ole Miss-1	*p	0	0	0	0	0	0	0	0	0	0	0	0	0	0	0	0	2	0	.000
May 14	SOUTH CAROLIN	*p	0	0	0	0	0	0	0	0	0	0	0	0	0	0	0	1	1	0	.000
May 20	at Vanderbilt	*p	0	0	0	0	0	0	0	0	0	0	0	0	0	0	0	0	0	1	.000
Totals		9gs	0	0	0	0	0	0	0	0	0	0	0	0	0	0	0	3	7	2	.000

On base pct. .000 • Slugging pct. .000

#39 Hunter Hollan - 17 appearances (All games)

Date	Opponent	GS	IP	H	R	ER	BB	SO	2B	3B	HR	WP	BK	HBP	IBB	Score	W-L	Sv	ERA	NP	
Feb 19	vs Oklahoma State	*	4.0	3	1	1	2	5	1	0	0	0	0	0	1	0	18-1	1-0	0	2.25	68
Feb 26	EASTERN ILLINOIS	*	5.2	6	2	2	2	4	1	0	1	0	0	0	0	0	3-12	1-0	0	2.79	86
Mar 05	WRIGHT STATE	*	6.0	5	1	1	2	5	1	0	0	0	0	0	0	0	6-2	2-0	0	2.30	90
Mar 12	LOUISIANA TECH	*	5.0	2	3	1	0	7	0	0	0	1	0	3	0	0	15-6	3-0	0	2.18	77
Mar 17	AUBURN	*	6.0	6	2	2	3	3	0	0	1	0	0	1	0	0	7-2	4-0	0	2.36	94
Mar 24	at LSU	*	5.1	3	0	0	1	7	0	1	0	0	0	0	0	0	9-3	4-0	0	1.97	87
Mar 31	ALABAMA	*	4.0	10	7	7	1	4	2	0	3	0	0	0	0	0	1-12	4-1	0	3.50	84
Apr 07	at Ole Miss-1	*	6.0	3	0	0	3	4	0	0	0	0	0	2	0	0	11-2	5-1	0	3.00	97
Apr 14	TENNESSEE	*	6.0	5	2	1	1	6	1	0	1	0	1	1	0	0	5-2	6-1	0	2.81	101
Apr 20	at Georgia	*	5.0	7	6	5	5	2	0	0	1	1	0	1	0	0	5-6	6-2	0	3.40	99
Apr 27	TEXAS A&M	*	4.0	6	4	4	2	1	0	0	2	1	0	0	0	0	7-5	6-2	0	3.79	83
May 07	at Mississippi State	*	3.2	4	4	4	3	3	1	0	1	0	2	0	0	0	11-6	6-2	0	4.15	68
May 14	SOUTH CAROLINA	*	9.0	5	1	1	1	10	1	0	1	0	0	0	0	0	5-1	7-2	0	3.75	113
May 20	at Vanderbilt	*	2.2	8	4	4	0	3	2	0	1	0	0	0	0	0	6-7	7-2	0	4.11	55
May 25	vs LSU	*	5.1	6	2	2	1	8	0	0	1	2	0	0	0	0	5-4	8-2	0	4.06	86
Jun 02	SANTA CLARA	*	2.1	3	2	2	2	2	1	0	0	0	0	0	0	0	13-6	8-2	0	4.16	49
Jun 04	SANTA CLARA	*	0.2	0	0	0	0	0	0	0	0	0	0	0	0	0	6-4	8-2	1	4.13	7
Totals		15	80.2	82	41	37	29	74	11	1	13	5	3	9	0	0	133-81	8-2	1	4.13	-

#24 Peyton Holt - 31 games (All games)

Date	Opponent	Pos	AB	R	H	RBI	2B	3B	HR	BB	SB	CS	HBP	SAC	SF	GDP	K	PO	A	E	Avg
Feb 19	vs Oklahoma State	ph/2	2	0	1	1	0	0	0	0	0	0	0	0	0	0	0	0	0	0	.500
Feb 21	GRAMBLING	pr	0	1	0	0	0	0	0	0	0	0	0	0	0	0	0	0	0	0	.500
Feb 24	EASTERN ILLINOI	*2b	4	0	2	2	0	0	0	0	0	0	0	0	0	1	0	2	1	0	.500
Mar 04	WRIGHT STATE	ph/3	1	0	0	0	0	0	0	0	0	0	0	0	0	0	0	0	1	0	.429
Mar 10	LOUISIANA TECH	pr/3b	0	0	0	0	0	0	0	0	0	0	0	0	0	0	0	0	1	0	.429
Mar 11	LOUISIANA TECH	*3b	4	1	1	1	0	0	1	0	0	0	0	0	0	0	1	1	2	1	.364
Mar 12	LOUISIANA TECH	*3b	4	1	1	1	0	1	0	0	0	0	0	0	0	0	1	0	0	1	.333
Mar 21	SEMO	*2b	2	1	0	0	0	0	0	1	0	0	0	0	0	0	1	1	1	0	.294
Mar 25	at LSU-1	2b	0	0	0	0	0	0	0	0	0	0	0	0	0	0	0	0	0	0	.294
Mar 28	OMAHA	2b	1	0	0	0	0	0	0	0	0	0	0	0	0	1	0	1	1	0	.278
Apr 11	LITTLE ROCK	*2b	3	4	2	2	0	0	0	2	0	0	0	0	0	0	0	4	4	0	.333
Apr 12	LITTLE ROCK	ph	1	0	0	0	0	0	0	0	0	0	0	0	0	0	1	0	0	0	.318
Apr 14	TENNESSEE	pr/dh	1	0	0	0	0	0	0	0	0	1	0	0	0	0	0	1	0	0	.304
Apr 15	TENNESSEE	pr	0	0	0	0	0	0	0	0	0	0	0	0	0	0	0	0	0	0	.304
Apr 25	at Missouri State	*2b	3	1	1	1	0	1	0	0	0	0	1	0	0	0	2	1	1	0	.308
Apr 27	TEXAS A&M	pr	0	0	0	0	0	0	0	0	1	0	0	0	0	0	0	0	0	0	.308
May 02	vs Lipscomb	pr	0	1	0	0	0	0	0	0	0	0	0	0	0	0	0	0	0	0	.308
May 05	at Mississippi State	*2b	4	0	0	0	0	0	0	0	0	0	0	0	0	0	2	1	1	0	.267
May 06	at Mississippi State	*2b	4	1	2	2	0	0	0	0	0	0	0	0	0	0	0	0	1	0	.294
May 07	at Mississippi State	*2b	4	1	0	0	0	0	0	0	0	0	1	0	0	0	0	4	5	0	.263
May 12	SOUTH CAROLIN	*2b	2	2	1	0	1	0	0	2	0	0	0	0	0	0	0	2	4	0	.275
May 13	SOUTH CAROLIN	*2b	4	0	2	0	0	0	0	0	0	0	0	0	0	0	0	3	1	0	.295
May 14	SOUTH CAROLIN	*2b	4	2	3	0	1	0	0	0	1	0	0	0	0	0	0	0	1	0	.333
May 18	at Vanderbilt	*2b	4	1	3	1	1	0	0	1	1	0	0	0	0	0	0	1	3	0	.365
May 19	at Vanderbilt	*2b	3	2	2	4	1	0	1	0	0	0	1	0	0	0	0	0	1	0	.382
May 20	at Vanderbilt	*2b	4	0	2	1	0	0	0	0	1	0	0	0	0	0	1	0	2	0	.390
May 24	vs Texas A&M	*2b	5	0	2	0	0	0	0	0	0	0	0	0	0	2	1	2	3	0	.391
May 25	vs LSU	*2b	4	1	2	1	0	0	0	0	0	0	0	0	0	0	0	1	1	0	.397
May 27	vs Texas A&M	*2b	3	1	1	0	0	0	0	0	0	0	1	0	0	0	1	1	2	0	.394
Jun 02	SANTA CLARA	*2b	3	3	1	0	0	0	0	2	1	0	1	0	0	0	0	3	0	0	.392
Jun 05	TCU	ph	0	0	0	0	0	0	0	1	0	0	0	0	0	0	0	0	0	0	.392
Totals		19gs	74	24	29	17	4	2	2	9	6	0	5	0	0	4	13	28	37	2	.392

On base pct. .489 • Slugging pct. .581



||| INDIVIDUAL GAME-BY-GAME (2023)

#13 Jayson Jones - 20 games (All games)

Date	Opponent	Pos	AB	R	H	RBI	2B	3B	HR	BB	SB	CS	HBP	SAC	SF	GDP	K	PO	A	E	Avg
Feb 18	vs TCU	ph/3	2	1	1	1	0	0	1	0	0	0	0	0	0	0	0	0	0	0	.500
Feb 19	vs Oklahoma State	*3b	2	2	0	0	0	0	0	3	0	0	0	0	0	0	1	0	2	0	.250
Feb 21	GRAMBLING	*3b	2	0	0	0	0	0	0	1	1	0	0	0	0	0	0	0	2	0	.167
Mar 04	WRIGHT STATE	*dh	5	1	2	2	1	0	1	0	0	0	0	0	0	0	2	0	0	0	.273
Mar 07	ARMY	ph	1	0	0	0	0	0	0	0	0	0	0	0	0	0	0	0	0	0	.250
Mar 14	UNLV	*3b/1	2	2	1	1	0	0	0	3	0	0	0	0	0	0	1	2	0	0	.286
Mar 15	UNLV	*2b	3	0	1	0	1	0	0	0	0	0	1	0	0	1	0	1	1	0	.294
Mar 21	SEMO	*dh	4	1	2	2	0	0	0	0	0	0	0	0	0	0	1	0	0	0	.333
Mar 25	at LSU-1	3b	0	0	0	0	0	0	0	0	0	0	0	0	0	0	0	0	0	0	.333
Mar 28	OMAHA	*1b	4	0	1	0	0	0	0	0	0	0	0	0	0	0	2	5	0	1	.320
Apr 07	at Ole Miss-2	ph	1	0	0	0	0	0	0	0	0	0	0	0	0	0	0	0	0	0	.308
Apr 11	LITTLE ROCK	*1b/3	2	3	0	0	0	0	0	3	0	0	0	0	0	0	0	0	1	0	.286
Apr 12	LITTLE ROCK	*3b	4	0	1	0	0	0	0	0	0	0	0	0	0	0	2	0	0	0	.281
Apr 18	UCA	*dh	3	0	0	0	0	0	0	0	0	0	0	0	0	0	2	0	0	0	.257
Apr 25	at Missouri State	*dh	3	1	0	0	0	0	0	1	0	0	0	0	0	0	0	0	0	0	.237
May 02	vs Lipscomb	*1b/2	2	1	0	0	0	0	0	3	1	0	0	0	0	0	1	7	1	0	.225
May 07	at Mississippi State	*of	2	0	0	0	0	0	0	0	0	0	1	0	0	0	1	0	0	0	.214
May 13	SOUTH CAROLIN	ph	1	0	0	0	0	0	0	0	0	0	0	0	0	1	0	0	0	0	.209
May 24	vs Texas A&M	3b	0	0	0	0	0	0	0	0	0	0	0	0	0	0	0	0	1	0	.209
Jun 04	TCU	ph/2	3	0	0	0	0	0	0	0	0	0	0	0	0	0	2	0	1	0	.196
Totals		13gs	46	12	9	6	2	0	2	14	2	0	2	0	0	3	15	15	9	1	.196

On base pct. .403 • Slugging pct. .370

#12 Tavian Josenberger - 52 games (All games)

Date	Opponent	Pos	AB	R	H	RBI	2B	3B	HR	BB	SB	CS	HBP	SAC	SF	GDP	K	PO	A	E	Avg
Feb 17	vs Texas	*of	4	0	1	0	0	0	0	1	0	0	0	0	0	0	0	1	0	0	.250
Feb 18	vs TCU	*of	5	0	0	0	0	0	0	0	0	0	0	0	0	0	2	4	0	0	.111
Feb 19	vs Oklahoma State	*of	4	2	2	2	1	0	1	0	0	0	0	0	0	0	1	3	0	0	.231
Feb 21	GRAMBLING	*of	2	2	2	2	1	0	0	2	1	0	0	0	1	0	0	1	0	0	.333
Feb 24	EASTERN ILLINOI	*of	5	2	2	0	0	0	0	0	0	0	0	0	0	0	1	2	0	0	.350
Feb 25	EASTERN ILLINOI	*of	5	2	2	2	0	0	1	0	0	0	0	0	0	0	0	4	0	0	.360
Feb 26	EASTERN ILLINOI	*of	4	0	2	1	0	0	0	0	0	0	0	0	0	0	0	3	0	0	.379
Mar 01	ILLINOIS STATE	*of	5	1	1	1	0	0	0	0	2	1	1	0	0	0	0	5	1	0	.353
Mar 03	WRIGHT STATE	*of	5	1	0	0	0	0	0	0	1	0	0	0	0	0	1	3	0	0	.308
Mar 04	WRIGHT STATE	*of	5	0	2	1	1	0	0	0	0	0	0	0	1	0	1	5	0	0	.318
Mar 05	WRIGHT STATE	*of	4	0	1	0	0	0	0	1	1	1	0	0	0	0	3	2	0	0	.312
Mar 07	ARMY	*of	2	1	1	0	0	0	0	2	0	0	0	0	0	0	0	4	1	0	.320
Mar 10	LOUISIANA TECH	*of	3	0	2	0	0	0	0	2	0	1	0	0	0	0	0	3	0	0	.340
Mar 11	LOUISIANA TECH	*of	4	0	1	0	0	0	0	0	0	0	0	0	0	0	1	6	0	0	.333
Mar 12	LOUISIANA TECH	*of	3	2	2	1	1	0	0	3	0	0	0	0	0	0	0	3	1	0	.350
Mar 14	UNLV	ph/of	2	0	0	0	0	0	0	0	0	0	0	0	0	0	2	0	0	0	.339
Mar 15	UNLV	*of	4	1	1	0	0	0	0	0	0	0	0	0	0	0	0	0	0	0	.333
Mar 17	AUBURN	*of	4	0	2	1	0	0	0	1	1	0	0	0	0	0	0	0	0	0	.343
Mar 18	AUBURN	*of	5	2	1	2	0	0	1	0	0	0	0	0	0	0	1	2	0	0	.333
Mar 19	AUBURN	*of	3	1	2	0	1	0	0	1	0	0	0	0	0	0	0	3	0	0	.346
Mar 24	at LSU	*of	4	2	2	0	1	0	0	1	0	0	0	0	0	0	1	1	0	0	.354
Mar 25	at LSU-1	*of	4	1	0	0	0	0	0	0	0	0	0	0	0	0	2	2	0	0	.337
Mar 25	at LSU-2	*of	5	0	1	0	0	0	0	0	0	0	0	0	0	0	2	5	0	0	.330
Mar 28	OMAHA	*of	2	3	2	3	0	0	1	2	0	0	0	0	0	0	0	1	0	0	.344
Mar 31	ALABAMA	*of	3	1	1	1	0	0	1	0	0	0	1	0	0	0	1	4	0	0	.344
Apr 01	ALABAMA	*of	4	2	3	2	2	0	0	0	1	0	0	0	0	0	0	2	1	0	.360
Apr 02	ALABAMA	*of	5	2	2	0	0	0	0	0	0	0	0	0	0	0	2	3	0	0	.362
Apr 07	at Ole Miss-1	*of	5	2	2	0	1	0	0	1	0	0	0	0	0	0	1	5	0	0	.364
Apr 07	at Ole Miss-2	*of	4	1	0	0	0	0	0	1	0	0	0	0	0	0	1	0	0	0	.351
Apr 08	at Ole Miss	*of	5	1	1	1	0	0	0	0	0	0	0	0	0	0	0	2	1	0	.345
Apr 11	LITTLE ROCK	*of	2	1	1	2	0	0	0	2	0	0	0	0	0	0	0	2	0	0	.347
Apr 12	LITTLE ROCK	*of	2	1	0	0	0	0	0	3	0	0	0	0	0	0	1	1	0	0	.341
Apr 14	TENNESSEE	*of	4	1	1	2	0	0	1	0	0	0	0	0	0	0	1	0	0	0	.339
Apr 15	TENNESSEE	*of	3	1	0	0	0	0	0	1	1	0	0	1	0	0	2	0	0	0	.331
Apr 16	TENNESSEE	*of	2	3	1	1	0	0	1	2	1	0	0	0	0	0	0	2	0	0	.333
Apr 18	UCA	*of	5	0	2	2	0	0	0	0	0	0	0	0	0	0	2	2	1	0	.336
Apr 20	at Georgia	*of	3	1	1	0	0	0	0	2	0	0	0	0	0	0	2	2	0	0	.336
Apr 21	at Georgia	*of	4	0	0	0	0	0	0	0	0	0	0	0	0	0	2	2	0	0	.326
Apr 22	at Georgia	*of	2	0	0	0	0	0	0	0	0	0	0	0	0	0	0	1	0	0	.322
May 12	SOUTH CAROLIN	*of	2	0	1	0	0	0	0	2	0	0	0	0	0	0	1	3	0	0	.324
May 13	SOUTH CAROLIN	*of	1	1	0	0	0	0	0	2	0	0	0	1	0	0	1	4	0	0	.322
May 14	SOUTH CAROLIN	*of	4	0	0	0	0	0	0	0	0	0	0	0	0	0	2	3	0	0	.314
May 18	at Vanderbilt	*of	2	2	0	0	0	0	0	3	1	0	0	0	0	0	2	3	0	0	.310
May 19	at Vanderbilt	*of	4	0	0	0	0	0	0	1	0	0	0	0	0	0	3	1	0	0	.302
May 20	at Vanderbilt	*of	4	1	1	0	0	0	0	1	1	0	0	0	0	0	1	4	1	0	.301
May 24	vs Texas A&M	*of	5	0	0	1	0	0	0	0	0	0	0	0	1	0	1	3	0	0	.292
May 25	vs LSU	*of	3	0	0	0	0	0	0	1	0	0	0	0	0	0	1	1	0	0	.287
May 27	vs Texas A&M	*of	5	0	2	0	0	0	0	0	0	0	0	0	0	0	2	2	0	0	.290
Jun 02	SANTA CLARA	*of	6	2	2	2	0	0	1	0	0	0	0	0	0	0	1	5	0	0	.291
Jun 04	TCU	*of	4	2	2	3	0	0	2	0	0	0	0	0	0	0	1	4	0	0	.296
Jun 04	SANTA CLARA	*of	4	1	0	0	0	0	0	1	0	0	0	0	0	0	2	3	0	0	.289
Jun 05	TCU	*of	2	2	0	0	0	0	0	2	2	0	1	0	0	0	0	3	0	0	.286
Totals		51gs	192	51	55	33	9	0	10	41	13	3	3	2	3	0	51	130	7	0	.286

On base pct. .414 • Slugging pct. .490

#29 Austin Ledbetter - 3 games (All games)

Date	Opponent	Pos	AB	R	H	RBI	2B	3B	HR	BB	SB	CS	HBP	SAC	SF	GDP	K	PO	A	E	Avg
Mar 31	ALABAMA	p	0	0	0	0	0	0	0	0	0	0	0	0	0	0	0	0	1	0	.000
Apr 12	LITTLE ROCK	p	0	0	0	0	0	0	0	0	0	0	0	0	0	0	0	0	0	1	.000
May 02	vs Lipscomb	p	0	0	0	0	0	0	0	0	0	0	0	0	0	0	0	0	1	0	.000
Totals		0gs	0	0	0	0	0	0	0	0	0	0	0	0	0	0	0	0	2	1	.000

On base pct. .000 • Slugging pct. .000



III INDIVIDUAL GAME-BY-GAME (2023)

#29 Austin Ledbetter - 15 appearances (All games)

Date	Opponent	GS	IP	H	R	ER	BB	SO	2B	3B	HR	WP	BK	HBP	IBB	Score	W-L	Sv	ERA	NP
Feb 18	vs TCU		0.1	2	3	3	1	0	0	0	0	0	0	0	0	6-18	0-0	0	81.00	15
Feb 24	EASTERN ILLINOI		1.0	2	2	2	0	1	1	0	0	0	0	1	0	13-2	0-0	0	33.75	38
Mar 04	WRIGHT STATE		3.0	1	0	0	0	2	0	0	0	0	0	0	0	12-6	0-0	0	10.38	33
Mar 07	ARMY		2.1	3	1	1	0	1	0	0	0	0	0	0	0	7-5	0-0	0	8.10	28
Mar 14	UNLV		2.2	4	3	3	1	5	1	0	0	0	0	0	0	13-7	0-0	0	8.68	48
Mar 19	AUBURN		2.0	2	0	0	0	0	0	0	0	1	0	1	0	5-0	0-0	0	7.15	35
Mar 25	at LSU-1		2.0	6	5	5	2	3	0	0	0	2	0	0	0	2-12	0-0	0	9.45	62
Mar 31	ALABAMA		3.2	9	3	3	2	1	0	0	1	0	0	0	0	1-12	0-0	0	9.00	64
Apr 07	at Ole Miss-1		1.0	1	0	0	1	1	0	0	0	0	0	0	0	11-2	0-0	0	8.50	13
Apr 12	LITTLE ROCK		2.1	3	3	0	2	3	1	0	0	0	0	0	0	4-11	0-1	0	7.52	36
Apr 18	UCA		1.0	1	0	0	0	1	0	0	0	0	0	1	0	6-3	0-1	1	7.17	11
Apr 25	at Missouri State		0.2	2	2	2	2	0	0	0	1	0	0	0	0	4-8	0-1	1	7.77	23
May 02	vs Lipscomb		4.0	3	0	0	2	1	0	0	0	0	0	1	0	6-8	0-1	1	6.58	55
May 27	vs Texas A&M		1.0	2	1	1	0	0	1	0	0	0	0	0	0	4-5	0-1	1	6.67	18
Jun 04	TCU		6.0	9	6	6	0	4	2	0	2	0	0	2	0	5-20	0-1	1	7.09	87
Totals		0	33.0	50	29	26	13	23	6	0	4	3	0	6	0	99-119	0-1	1	7.09	-

#41 Will McEntire - 7 games (All games)

Date	Opponent	Pos	AB	R	H	RBI	2B	3B	HR	BB	SB	CS	HBP	SAC	SF	GDP	K	PO	A	E	Avg
Mar 04	WRIGHT STATE	*p	0	0	0	0	0	0	0	0	0	0	0	0	0	0	0	0	0	1	.000
Apr 01	ALABAMA	*p	0	0	0	0	0	0	0	0	0	0	0	0	0	0	0	0	1	0	.000
Apr 08	at Ole Miss	*p	0	0	0	0	0	0	0	0	0	0	0	0	0	0	0	1	1	0	.000
May 06	at Mississippi State	p	0	0	0	0	0	0	0	0	0	0	0	0	0	0	0	0	1	0	.000
May 20	at Vanderbilt	p	0	0	0	0	0	0	0	0	0	0	0	0	0	0	0	0	1	0	.000
May 27	vs Texas A&M	p	0	0	0	0	0	0	0	0	0	0	0	0	0	0	0	1	0	0	.000
Jun 02	SANTA CLARA	p	0	0	0	0	0	0	0	0	0	0	0	0	0	0	0	0	0	1	.000
Totals		3gs	0	0	0	0	0	0	0	0	0	0	0	0	0	0	0	2	4	2	.000

On base pct. .000 • Slugging pct. .000

#41 Will McEntire - 21 appearances (All games)

Date	Opponent	GS	IP	H	R	ER	BB	SO	2B	3B	HR	WP	BK	HBP	IBB	Score	W-L	Sv	ERA	NP
Feb 18	vs TCU	*	1.1	5	4	4	1	0	1	0	0	0	0	0	0	6-18	0-0	0	27.00	29
Feb 21	GRAMBLING		0.2	4	1	1	1	0	0	0	0	0	0	0	0	9-7	0-0	0	22.50	19
Feb 25	EASTERN ILLINOI	*	4.2	2	1	1	2	4	0	0	1	0	0	0	0	10-3	1-0	0	8.10	85
Mar 04	WRIGHT STATE	*	5.0	8	3	2	3	6	2	0	2	0	0	0	0	12-6	2-0	0	6.17	95
Mar 11	LOUISIANA TECH	*	9.0	3	1	0	1	6	0	0	0	0	0	0	0	6-1	3-0	0	3.48	97
Mar 18	AUBURN	*	6.0	5	3	3	2	6	0	0	2	0	0	1	0	9-3	4-0	0	3.71	91
Mar 25	at LSU-1	*	4.1	9	7	7	1	2	3	1	3	0	0	0	0	2-12	4-1	0	5.23	91
Apr 01	ALABAMA	*	3.1	7	4	4	0	3	3	0	1	1	0	0	0	9-6	4-1	0	5.77	55
Apr 08	at Ole Miss	*	4.2	5	2	2	2	2	1	0	0	0	0	0	0	6-4	4-1	0	5.54	60
Apr 15	TENNESSEE	*	6.0	6	2	2	3	5	2	0	2	0	0	0	0	6-3	5-1	0	5.20	86
Apr 21	at Georgia	*	4.0	6	6	6	3	6	0	0	4	1	0	0	0	3-7	5-2	0	5.88	76
Apr 28	TEXAS A&M		5.2	2	3	3	3	8	0	0	1	0	1	0	0	10-4	6-2	0	5.76	91
May 02	vs Lipscomb		1.0	1	1	1	0	2	0	0	1	0	0	0	0	6-8	6-2	0	5.82	16
May 06	at Mississippi State		5.0	7	2	2	1	4	1	0	1	0	0	0	0	14-2	6-2	1	5.64	89
May 13	SOUTH CAROLIN		6.0	5	3	3	2	9	0	0	0	1	0	1	0	1-3	6-3	1	5.54	98
May 18	at Vanderbilt		4.0	1	0	0	0	6	0	0	0	0	0	1	0	8-2	6-3	2	5.22	53
May 20	at Vanderbilt		2.1	1	0	0	1	2	0	0	0	0	0	0	0	6-7	6-3	2	5.05	32
May 24	vs Texas A&M		4.0	2	1	1	1	3	0	0	1	0	0	0	0	6-5	7-3	2	4.91	60
May 27	vs Texas A&M		2.1	3	3	3	1	2	1	0	0	0	0	0	0	4-5	7-3	2	5.11	47
Jun 02	SANTA CLARA		5.0	8	3	3	1	2	2	0	1	0	0	0	0	13-6	8-3	2	5.12	81
Jun 04	SANTA CLARA		2.2	2	1	1	0	5	0	0	0	1	1	0	0	6-4	8-3	2	5.07	57
Totals		10	87.0	92	51	49	29	83	16	1	20	4	2	3	0	152-11	8-3	2	5.07	-

#15 Ben McLaughlin - 28 games (All games)

Date	Opponent	Pos	AB	R	H	RBI	2B	3B	HR	BB	SB	CS	HBP	SAC	SF	GDP	K	PO	A	E	Avg
Feb 19	vs Oklahoma State	1b	1	0	0	0	0	0	0	0	0	0	0	0	0	0	0	2	0	0	.000
Feb 21	GRAMBLING	ph	1	0	0	0	0	0	0	0	0	0	0	0	0	0	0	0	0	0	.000
Feb 24	EASTERN ILLINOI	*1b	3	0	0	0	0	0	0	0	0	0	0	0	0	1	0	4	0	0	.000
Feb 25	EASTERN ILLINOI	ph/1	1	0	1	2	0	0	0	1	0	0	0	0	0	0	0	1	0	0	.167
Apr 11	LITTLE ROCK	p	0	0	0	0	0	0	0	0	0	0	1	0	0	0	0	0	0	0	.167
Apr 14	TENNESSEE	*dh	2	0	1	0	0	0	0	1	0	0	0	0	0	0	1	0	0	0	.250
Apr 15	TENNESSEE	*dh	2	0	1	1	0	0	0	0	0	0	0	0	0	0	1	0	0	0	.300
Apr 16	TENNESSEE	*dh	3	0	2	0	0	1	0	0	0	0	0	0	0	0	0	0	0	0	.385
Apr 18	UCA	*1b	4	1	2	0	0	0	0	0	0	0	0	0	0	0	0	8	0	0	.412
Apr 20	at Georgia	*dh	3	0	2	1	0	0	0	0	0	0	2	0	0	0	0	0	0	0	.450
Apr 21	at Georgia	*dh	3	0	0	0	0	0	0	1	0	0	0	0	0	0	0	0	0	0	.391
Apr 22	at Georgia	*dh	4	1	0	0	0	0	0	0	0	0	1	0	0	0	2	0	0	0	.333
Apr 25	at Missouri State	*1b	4	1	2	0	1	0	0	0	0	0	0	0	0	0	0	5	0	0	.355
Apr 27	TEXAS A&M	*dh	4	0	0	0	0	0	0	1	0	0	0	0	0	0	2	0	0	0	.314
Apr 28	TEXAS A&M	*dh	4	2	2	2	1	0	1	1	0	0	0	0	0	0	0	0	0	0	.333
Apr 29	TEXAS A&M	*dh	3	1	2	1	0	0	0	1	0	0	0	0	0	0	1	0	0	0	.357
May 02	vs Lipscomb	*dh/p	5	2	2	0	1	0	0	1	0	0	0	0	0	0	0	0	0	0	.362
May 05	at Mississippi State	*dh	4	1	1	0	0	0	0	0	0	0	0	0	0	0	0	0	0	0	.353
May 06	at Mississippi State	*dh	4	1	1	2	0	0	0	1	0	0	0	0	0	0	0	0	0	0	.345
May 07	at Mississippi State	*dh	3	1	3	1	0	0	0	2	0	0	0	0	0	0	0	0	0	0	.379
May 12	SOUTH CAROLIN	*dh	4	0	1	0	0	0	0	0	0	0	0	0	0	0	2	0	0	0	.371
May 13	SOUTH CAROLIN	*dh	4	0	0	0	0	0	0	0	0	0	0	0	0	0	0	0	0	0	.348
May 14	SOUTH CAROLIN	*dh	4	1	1	1	0	0	1	0	0	0	0	0	0	0	1	0	0	0	.343
May 20	at Vanderbilt	ph	0	0	0	0	0	0	0	1	0	0	0	0	0	0	0	0	0	0	.343
May 27	vs Texas A&M	ph	1	0	1	1	0	0	0	0	0	0	0	0	0	0	0	0	0	0	.352
Jun 04	TCU	3b	1	0	1	0	0	0	0	0	0	0	0	0	0	0	0	0	1	0	.361
Jun 04	SANTA CLARA	*3b	3	0	1	1	0	0	0	0	0	0	0	0	1	0	0	1	2	1	.360
Jun 05	TCU	*3b	3	0	0	1	0	0	0	0	0	0	0	0	1	0	1	0	2	0	.346
Totals		21gs	78	12	27	14	3	1	2	11	0	0	4	0	2	1	11	21	5	1	.346

On base pct. .442 • Slugging pct. .487

#15 Ben McLaughlin - 3 appearances (All games)

Date	Opponent	GS	IP	H	R	ER	BB	SO	2B	3B	HR	WP	BK	HBP	IBB	Score	W-L	Sv	ERA	NP
Mar 28	OMAHA		1.0	0	0	0	0	2	0	0	0	0	0	0	0	16-3	0-0	0	0.00	11
Apr 11	LITTLE ROCK		1.0	4	3	3	1	2	0	0	0	1	0	0	0	21-5	0-0	0	13.50	33
May 02	vs Lipscomb		0.2	1	2	2	3	0	0	0	0	0	0	0	0	6-8	0-1	0	16.88	28
Totals		0	2.2	5	5	5	4	4	0	0	0	1	0	0	0	43-16	0-1	0	16.88	-

#32 Zack Morris - 6 games (All games)

Date	Opponent	Pos	AB	R	H	RBI	2B	3B	HR	BB	SB	CS	HBP	SAC	SF	GDP	K	PO	A	E	Avg
Feb 21	GRAMBLING	p	0	0	0	0	0	0	0	0	0	0	0	0	0	0	0	0	1	0	.000
Feb 26	EASTERN ILLINOI	p	0	0	0	0	0	0	0	0	0	0	0	0	0	0	0	0	0	1	.000
May 07	at Mississippi State	p	0	0	0	0	0	0	0	0	0	0	0	0	0	0	0	0	1	0	.000
May 19	at Vanderbilt	p	0	0	0	0	0	0	0	0	0	0	0	0	0	0	0	0	1	0	.000
May 24	vs Texas A&M	p	0	0	0	0	0	0	0	0	0	0	0	0	0	0	0	0	1	0	.000
Jun 05	TCU	p	0	0	0	0	0	0	0	0	0	0	0	0	0	0	0	1	0	0	.000
Totals		0gs	0	0	0	0	0	0	0	0	0	0	0	0	0	0	0	1	4	1	.000

On base pct. .000 • Slugging pct. .000



||| INDIVIDUAL GAME-BY-GAME (2023)

#32 Zack Morris - 18 appearances (All games)

Date	Opponent	GS	IP	H	R	ER	BB	SO	2B	3B	HR	WP	BK	HBP	IBB	Score	W-L	Sv	ERA	NP
Feb 18	vs TCU		3.1	3	2	2	1	2	0	0	0	0	0	0	0	6-18	0-1	0	5.40	59
Feb 21	GRAMBLING		1.2	5	4	4	1	2	0	0	0	0	1	0	0	9-7	0-1	0	10.80	33
Feb 26	EASTERN ILLINOI		0.1	2	3	2	0	0	0	0	0	0	0	0	0	3-12	0-1	0	13.50	9
Mar 01	ILLINOIS STATE	*	1.0	5	2	2	1	1	2	0	0	0	0	0	0	10-9	0-1	0	14.21	34
Mar 15	UNLV		3.0	1	2	0	1	2	0	0	0	0	0	0	0	5-2	0-1	1	9.64	56
Mar 21	SEMO		3.0	3	1	1	1	5	0	0	0	0	0	1	0	12-2	0-1	2	8.03	51
Mar 25	at LSU-2		1.0	3	4	2	1	0	0	1	1	0	0	0	0	5-14	0-2	2	8.78	27
Mar 31	ALABAMA		0.1	0	0	0	0	1	0	0	0	0	0	0	0	1-12	0-2	2	8.56	3
Apr 12	LITTLE ROCK		1.1	1	1	1	3	1	1	0	0	1	0	0	0	4-11	0-2	2	8.40	31
Apr 21	at Georgia		1.0	2	0	0	1	1	0	0	0	0	0	0	0	3-7	0-2	2	7.88	14
Apr 25	at Missouri State		0.2	4	5	5	1	2	1	0	0	0	0	0	0	4-8	0-3	2	10.26	30
Apr 29	TEXAS A&M		1.2	2	3	3	1	4	0	0	0	0	0	1	0	8-7	0-3	2	10.80	41
May 02	vs Lipscomb		2.0	0	0	0	0	1	4	0	0	0	0	0	0	6-8	0-3	2	9.74	34
May 07	at Mississippi State		3.0	0	0	0	1	2	0	0	0	0	0	1	0	11-6	1-3	2	8.49	49
May 19	at Vanderbilt		3.0	0	0	0	1	6	0	0	0	0	0	0	0	8-10	1-3	2	7.52	42
May 24	vs Texas A&M		5.0	3	1	1	1	5	0	0	1	0	0	0	0	6-5	1-3	2	6.61	85
Jun 04	TCU		1.0	2	3	3	1	1	0	0	1	0	0	0	0	5-20	1-3	2	7.24	25
Jun 05	TCU		0.2	3	3	2	1	0	0	0	1	0	0	0	0	4-12	1-4	2	7.64	29
Totals		1	33.0	39	34	28	18	39	4	1	4	1	1	3	0	110-17	1-4	2	7.64	-

#26 Mason Neville - 19 games (All games)

Date	Opponent	Pos	AB	R	H	RBI	2B	3B	HR	BB	SB	CS	HBP	SAC	SF	GDP	K	PO	A	E	Avg
Feb 18	vs TCU	of	0	0	0	0	0	0	0	0	0	0	0	0	0	0	0	0	0	0	.000
Feb 19	vs Oklahoma State	ph/of	1	0	1	0	0	0	0	1	0	0	0	0	0	0	0	1	0	0	1.000
Feb 26	EASTERN ILLINOI	*dh	3	1	0	0	0	0	0	0	0	0	0	0	0	0	1	0	0	0	.250
Mar 03	WRIGHT STATE	ph	1	0	0	0	0	0	0	0	0	0	0	0	0	0	1	0	0	0	.200
Mar 04	WRIGHT STATE	pr/of	0	0	0	0	0	0	0	0	0	0	0	0	0	0	0	0	0	0	.200
Mar 14	UNLV	*of	3	0	0	0	0	0	0	0	0	0	0	0	0	0	3	1	0	0	.125
Mar 15	UNLV	pr/of	0	1	0	0	0	0	0	0	0	0	0	0	0	0	0	0	0	0	.125
Mar 21	SEMO	*of	2	1	0	1	0	0	0	1	0	0	0	0	0	0	1	1	0	0	.100
Mar 28	OMAHA	pr/of	1	1	0	0	0	0	0	0	0	0	0	0	0	0	1	1	0	0	.091
Apr 11	LITTLE ROCK	ph/of	4	1	1	1	0	0	0	1	0	0	0	0	0	0	3	1	0	0	.133
Apr 16	TENNESSEE	of	0	0	0	0	0	0	0	0	0	0	0	0	0	0	0	0	0	0	.133
Apr 28	TEXAS A&M	*of	0	0	0	0	0	0	0	0	0	0	0	0	0	0	0	0	0	0	.133
May 02	vs Lipscomb	*of	3	0	0	0	0	0	0	0	0	0	0	0	0	0	2	1	0	0	.111
May 05	at Mississippi State	*of	3	0	0	0	0	0	0	0	0	0	0	1	0	0	3	3	0	0	.095
May 06	at Mississippi State	*of	3	2	1	0	1	0	0	1	0	0	1	0	0	0	2	4	0	1	.125
May 07	at Mississippi State	pr/of	2	1	0	0	0	0	0	0	0	0	0	0	0	0	2	1	0	0	.115
May 20	at Vanderbilt	pr	0	0	0	0	0	0	0	0	0	0	0	0	0	0	0	0	0	0	.115
May 27	vs Texas A&M	pr	0	0	0	0	0	0	0	0	0	0	0	0	0	0	0	0	0	0	.115
Jun 04	TCU	of	1	0	0	0	0	0	0	0	0	0	0	0	0	0	1	1	0	0	.111
Totals		7gs	27	8	3	2	1	0	0	4	0	0	1	1	0	0	20	15	0	1	.111

On base pct. .250 • Slugging pct. .148

#16 Hudson Polk - 26 games (All games)

Date	Opponent	Pos	AB	R	H	RBI	2B	3B	HR	BB	SB	CS	HBP	SAC	SF	GDP	K	PO	A	E	Avg
Feb 17	vs Texas	*c	4	0	0	0	0	0	0	0	0	0	0	0	0	0	2	13	0	0	.000
Feb 18	vs TCU	*c	4	1	1	1	0	0	1	0	0	0	0	0	0	0	0	7	0	0	.125
Feb 21	GRAMBLING	c	0	0	0	0	0	0	0	0	0	0	0	0	0	0	0	2	0	0	.125
Feb 24	EASTERN ILLINOI	*c	2	2	0	0	0	0	0	1	0	0	1	0	0	0	0	10	0	0	.100
Feb 26	EASTERN ILLINOI	*c	2	0	0	0	0	0	0	1	0	0	0	0	0	0	0	7	0	0	.083
Mar 04	WRIGHT STATE	*c	3	1	0	1	0	0	0	1	0	0	1	0	0	0	0	8	1	0	.067
Mar 07	ARMY	*c	2	0	0	0	0	0	0	0	0	0	0	0	0	1	0	5	0	0	.059
Mar 11	LOUISIANA TECH	*c	2	0	0	0	0	0	0	1	0	1	0	0	0	0	0	6	0	0	.053
Mar 14	UNLV	*c	4	0	1	0	0	0	0	0	0	1	1	0	0	0	2	11	0	0	.087
Mar 18	AUBURN	*c	2	0	0	0	0	0	0	0	0	0	0	0	0	0	2	5	0	0	.080
Mar 21	SEMO	*c	2	1	1	0	0	0	0	1	0	0	0	0	0	0	0	10	1	0	.111
Mar 25	at LSU-1	*c	3	0	1	0	0	0	0	0	0	0	0	0	0	1	1	5	0	0	.133
Mar 28	OMAHA	c	1	0	0	0	0	0	0	0	0	0	0	0	0	0	0	3	0	0	.129
Apr 07	at Ole Miss-2	c	0	0	0	0	0	0	0	0	0	0	0	0	0	0	0	2	0	0	.129
Apr 11	LITTLE ROCK	*c	2	2	1	2	0	0	0	1	0	0	2	0	0	0	0	6	1	0	.152
Apr 12	LITTLE ROCK	*c	2	0	0	0	0	0	0	1	0	0	0	0	0	1	1	14	1	0	.143
Apr 18	UCA	*c	3	0	1	1	0	0	0	1	0	0	0	0	0	0	1	8	0	1	.158
Apr 20	at Georgia	*c	4	0	0	0	0	0	0	0	0	0	0	0	0	0	3	4	0	0	.143
Apr 21	at Georgia	*c	3	1	1	0	1	0	0	0	0	0	0	0	0	0	1	10	0	0	.156
Apr 22	at Georgia	*c	3	1	1	2	0	0	1	0	0	0	0	0	1	0	1	9	1	0	.167
Apr 25	at Missouri State	*c	2	0	0	0	0	0	0	0	0	0	0	0	0	0	0	5	1	0	.160
May 02	vs Lipscomb	*c	3	0	1	0	0	0	0	0	0	0	1	0	0	0	0	10	0	0	.170
May 13	SOUTH CAROLIN	c	1	0	0	0	0	0	0	0	0	0	0	0	0	0	1	1	0	0	.167
May 20	at Vanderbilt	c	0	0	0	0	0	0	0	0	0	0	0	0	0	0	0	0	0	0	.167
May 27	vs Texas A&M	c	1	0	0	0	0	0	0	0	0	0	0	0	0	0	1	2	0	0	.164
Jun 04	TCU	c	3	1	2	0	0	0	0	0	0	0	0	0	0	0	0	3	0	0	.190
Totals		19gs	58	10	11	7	1	0	2	8	0	2	6	0	1	3	16	166	6	1	.190

On base pct. .342 • Slugging pct. .310

#18 Reese Robinett - 14 games (All games)

Date	Opponent	Pos	AB	R	H	RBI	2B	3B	HR	BB	SB	CS	HBP	SAC	SF	GDP	K	PO	A	E	Avg
Feb 19	vs Oklahoma State	ph/d	1	1	1	0	0	0	0	0	0	0	0	0	0	0	0	0	0	0	1.000
Feb 25	EASTERN ILLINOI	pr/1b	0	0	0	0	0	0	0	0	0	0	0	0	0	0	0	0	0	0	1.000
Feb 26	EASTERN ILLINOI	*3b	4	0	0	0	0	0	0	0	0	0	0	0	0	0	1	1	3	0	.200
Mar 04	WRIGHT STATE	1b	0	0	0	0	0	0	0	0	0	0	0	0	0	0	0	1	0	0	.200
Mar 14	UNLV	*1b	3	0	1	2	0	0	0	0	0	0	0	0	0	0	0	2	0	0	.250
Mar 21	SEMO	*1b	4	2	2	1	0	0	1	0	0	0	0	0	0	0	2	5	0	0	.333
Mar 24	at LSU	ph	1	1	1	3	0	0	1	0	0	0	0	0	0	0	0	0	0	0	.385
Mar 25	at LSU-2	ph	1	0	0	1	0	0	0	0	0	0	0	0	0	0	0	0	0	0	.357
Mar 28	OMAHA	*3b	3	2	1	0	0	0	0	1	0	0	0	0	0	0	1	0	2	0	.353
Apr 01	ALABAMA	*1b	2	0	0	0	0	0	0	0	0	0	0	0	0	0	2	8	0	0	.316
Apr 11	LITTLE ROCK	pr/1b	2	1	0	0	0	0	0	0	0	0	0	0	0	1	0	3	0	0	.286
Apr 15	TENNESSEE	ph/d	2	0	0	0	0	0	0	0	0	0	0	0	0	0	2	0	0	0	.261
Apr 25	at Missouri State	ph	1	0	0	0	0	0	0	0	0	0	0	0	0	0	1	0	0	0	.250
Jun 04	TCU	1b	1	0	0	0	0	0	0	0	0	0	0	0	0	0	0	2	0	0	.240
Totals		5gs	25	7	6	7	0	0	2	1	0	0	0	0	0	1	9	22	5	0	.240

On base pct. .269 • Slugging pct. .480



||| INDIVIDUAL GAME-BY-GAME (2023)

#44 Parker Rowland - 46 games (All games)

Date	Opponent	Pos	AB	R	H	RBI	2B	3B	HR	BB	SB	CS	HBP	SAC	SF	GDP	K	PO	A	E	Avg
Feb 19	vs Oklahoma State	*c	3	1	0	2	0	0	0	1	0	0	0	0	1	0	2	10	0	0	.000
Feb 21	GRAMBLING	*c	3	1	1	1	0	0	0	1	0	0	0	0	0	0	0	9	2	1	.167
Feb 25	EASTERN ILLINOI	*c	4	0	2	2	1	0	0	1	0	0	0	0	0	0	1	8	0	0	.300
Mar 01	ILLINOIS STATE	*c	5	1	2	1	1	0	0	0	0	0	0	0	0	0	2	10	0	0	.333
Mar 03	WRIGHT STATE	*c	4	0	0	1	0	0	0	0	0	0	0	0	0	0	0	10	1	0	.263
Mar 05	WRIGHT STATE	*c	4	1	1	1	0	0	1	0	0	0	0	0	0	0	1	5	2	0	.261
Mar 07	ARMY	c	1	0	0	0	0	0	0	0	0	0	0	0	0	0	0	1	0	0	.250
Mar 10	LOUISIANA TECH	*c	3	1	1	2	0	0	1	1	0	0	0	1	0	1	1	11	0	0	.259
Mar 12	LOUISIANA TECH	*c	4	1	0	0	0	0	0	1	0	0	0	0	0	0	1	14	0	0	.226
Mar 15	UNLV	*c	3	0	0	0	0	0	0	1	0	0	0	0	0	0	1	7	0	0	.206
Mar 17	AUBURN	*c	4	1	1	1	0	0	0	0	0	0	0	0	0	0	2	8	0	0	.211
Mar 18	AUBURN	c	1	0	0	0	0	0	0	0	0	0	0	0	0	0	1	4	0	0	.205
Mar 19	AUBURN	*c	3	0	1	0	0	0	0	0	0	0	0	0	0	0	1	6	1	0	.214
Mar 24	at LSU	*c	3	1	0	0	0	0	0	1	0	0	0	0	0	0	2	14	3	0	.200
Mar 25	at LSU-2	*c	4	0	1	0	0	0	0	0	0	0	0	0	0	0	3	6	1	0	.204
Mar 28	OMAHA	*c	1	2	1	1	0	0	0	2	0	0	0	0	0	0	0	4	0	0	.220
Mar 31	ALABAMA	*c	3	0	0	0	0	0	0	0	0	0	0	0	0	1	0	8	1	0	.208
Apr 01	ALABAMA	*c	3	1	1	0	0	0	0	1	0	1	0	0	0	0	2	9	0	0	.214
Apr 02	ALABAMA	*c	4	0	2	1	0	0	0	0	0	0	0	0	0	0	1	4	2	0	.233
Apr 07	at Ole Miss-1	*c	5	0	1	0	0	0	0	0	0	0	0	0	0	0	3	6	0	0	.231
Apr 07	at Ole Miss-2	*c	3	0	0	0	0	0	0	0	0	0	0	0	0	0	1	8	0	0	.221
Apr 08	at Ole Miss	*c	4	0	0	0	0	0	0	0	0	0	0	0	0	0	3	6	0	0	.208
Apr 14	TENNESSEE	*c	4	1	1	0	0	0	0	0	0	0	0	0	0	1	0	14	0	0	.211
Apr 15	TENNESSEE	*c	4	0	0	0	0	0	0	0	0	0	0	0	0	0	3	11	2	0	.200
Apr 16	TENNESSEE	*c	4	0	1	0	0	0	0	0	0	0	0	0	0	1	2	7	0	0	.202
Apr 25	at Missouri State	c	1	0	0	0	0	0	0	0	0	0	0	0	0	0	0	3	0	0	.200
Apr 27	TEXAS A&M	*c	4	1	2	0	0	0	0	1	0	0	0	0	0	0	1	5	1	0	.213
Apr 28	TEXAS A&M	*c	3	2	1	1	0	0	0	1	0	0	0	0	0	0	1	11	3	0	.217
Apr 29	TEXAS A&M	*c	3	0	0	0	0	0	0	1	0	0	0	0	0	0	3	10	1	0	.211
May 02	vs Lipscomb	c	1	0	0	0	0	0	0	0	0	0	0	0	0	0	0	2	1	0	.208
May 05	at Mississippi State	*c	3	1	0	0	0	0	0	1	0	0	0	0	0	0	0	13	1	0	.202
May 06	at Mississippi State	*c	3	1	0	0	0	0	0	1	0	0	0	0	0	1	1	5	0	0	.196
May 07	at Mississippi State	*c	4	1	0	0	0	0	0	1	0	0	0	0	0	0	1	5	0	0	.189
May 12	SOUTH CAROLIN	*c	4	0	1	0	0	0	0	0	0	0	0	0	0	0	2	11	1	0	.191
May 13	SOUTH CAROLIN	*c	2	0	0	0	0	0	0	0	0	0	0	0	0	0	2	11	0	0	.188
May 14	SOUTH CAROLIN	*c	3	0	1	2	0	0	0	0	0	0	0	0	0	0	2	10	0	0	.191
May 18	at Vanderbilt	*c	4	0	0	0	0	0	0	1	0	0	0	0	0	0	1	10	3	0	.185
May 19	at Vanderbilt	*c	3	0	0	0	0	0	0	1	0	0	0	0	0	0	1	13	1	0	.180
May 20	at Vanderbilt	*c	3	0	0	0	0	0	0	0	0	0	0	0	0	0	1	7	3	0	.176
May 24	vs Texas A&M	*c	3	1	1	0	0	0	0	1	0	0	1	0	0	0	0	10	1	0	.180
May 25	vs LSU	*c	1	1	0	0	0	0	0	1	0	0	1	0	0	0	1	16	1	0	.178
May 27	vs Texas A&M	*c	2	0	0	0	0	0	0	0	0	0	0	0	0	0	2	5	0	0	.176
Jun 02	SANTA CLARA	*c	4	1	1	2	0	0	0	1	0	0	0	0	0	0	1	5	0	0	.178
Jun 04	TCU	*c	1	0	1	0	0	0	0	0	0	0	0	0	0	0	0	3	2	0	.184
Jun 04	SANTA CLARA	*c	4	0	1	1	0	0	0	0	0	0	0	0	0	0	2	10	1	0	.186
Jun 05	TCU	*c	3	0	0	0	0	0	0	0	0	0	0	0	0	0	2	9	0	0	.182
Totals		42gs	143	21	26	19	2	0	2	21	0	1	2	1	1	5	57	374	35	1	.182

On base pct. .293 • Slugging pct. .238

#17 Brady Slavens - 58 games (All games)

Date	Opponent	Pos	AB	R	H	RBI	2B	3B	HR	BB	SB	CS	HBP	SAC	SF	GDP	K	PO	A	E	Avg
Feb 17	vs Texas	*1b	4	1	2	0	1	0	0	0	0	0	0	0	0	0	1	9	0	0	.500
Feb 18	vs TCU	*1b	5	1	1	0	1	0	0	0	0	0	0	0	0	0	2	4	1	0	.333
Feb 19	vs Oklahoma State	*1b	3	1	1	2	1	0	0	1	0	0	0	0	0	0	1	2	0	0	.333
Feb 21	GRAMBLING	*1b	4	0	1	1	1	0	0	0	0	0	0	0	0	0	2	9	0	0	.312
Feb 24	EASTERN ILLINOI	*3b	4	2	2	1	0	0	0	0	1	0	0	0	0	0	1	0	2	0	.350
Feb 25	EASTERN ILLINOI	*1b/3	4	1	2	2	0	0	0	1	0	0	0	0	0	0	1	9	0	0	.375
Feb 26	EASTERN ILLINOI	*1b	4	0	0	0	0	0	0	0	0	0	0	0	0	0	0	9	0	0	.321
Mar 01	ILLINOIS STATE	*1b	5	1	0	0	0	0	0	1	0	0	0	0	0	0	0	14	0	0	.273
Mar 03	WRIGHT STATE	*1b	3	3	2	4	0	0	1	1	0	0	0	0	0	0	0	7	2	0	.306
Mar 04	WRIGHT STATE	*1b	3	1	2	0	0	0	0	1	1	0	0	0	0	0	0	5	0	0	.333
Mar 05	WRIGHT STATE	*1b	4	0	2	0	1	0	0	0	0	0	0	0	0	1	0	7	0	0	.349
Mar 07	ARMY	*1b	3	1	0	0	0	0	0	0	0	0	1	0	0	1	0	11	0	0	.326
Mar 10	LOUISIANA TECH	*1b	4	2	1	0	0	0	0	1	0	0	0	0	0	0	1	6	1	0	.320
Mar 11	LOUISIANA TECH	*1b	4	0	1	1	1	0	0	0	0	0	0	0	0	1	0	4	0	0	.315
Mar 12	LOUISIANA TECH	*1b	6	1	2	2	0	0	0	0	0	0	0	0	0	0	0	4	1	0	.317
Mar 14	UNLV	1b	0	0	0	0	0	0	0	0	0	0	0	0	0	0	0	2	0	0	.317
Mar 15	UNLV	*1b	4	0	1	0	1	0	0	0	0	0	0	0	0	0	0	9	1	0	.312
Mar 17	AUBURN	*1b	5	1	1	3	0	0	1	0	0	0	0	0	0	0	1	11	1	0	.304
Mar 18	AUBURN	*1b	2	2	1	0	1	0	0	1	0	0	1	0	0	0	0	9	0	0	.310
Mar 19	AUBURN	*1b	3	0	0	0	0	0	0	1	0	0	0	0	0	0	2	5	0	0	.297
Mar 24	at LSU	*1b	4	0	0	1	0	0	0	0	0	0	0	0	1	0	2	4	0	0	.282
Mar 25	at LSU-1	*1b	2	0	0	0	0	0	0	0	0	0	1	0	0	0	0	2	2	0	.275
Mar 25	at LSU-2	*1b	5	1	1	0	1	0	0	0	0	0	0	0	0	0	0	4	0	0	.271
Mar 31	ALABAMA	*1b	3	0	0	0	0	0	0	0	0	0	0	0	0	0	3	8	0	0	.261
Apr 01	ALABAMA	1b	2	1	1	0	0	0	0	0	0	0	0	0	0	0	0	3	1	0	.267
Apr 02	ALABAMA	*1b	4	0	1	0	0	0	0	0	0	0	0	0	0	0	0	9	2	0	.266
Apr 07	at Ole Miss-1	*1b	4	1	3	5	0	0	1	0	0	0	0	0	1	0	1	7	0	0	.286
Apr 07	at Ole Miss-2	*1b	4	0	2	1	0	0	0	0	1	0	0	0	0	0	1	9	0	0	.294
Apr 08	at Ole Miss	*1b	4	0	0	0	0	0	0	0	0	0	0	0	0	1	1	10	1	0	.283
Apr 12	LITTLE ROCK	*1b	4	1	2	2	1	0	1	0	0	0	0	0	0	0	0	3	3	1	.291
Apr 14	TENNESSEE	*1b	4	1	0	0	0	0	0	0	0	0	0	0	0	0	0	7	0	0	.281
Apr 15	TENNESSEE	*1b	2	0	0	0	0	0	0	1	1	0	1	0	0	0	2	4	0	0	.276
Apr 16	TENNESSEE	*1b	3	0	1	4	0	1	0	0	0	0	0	0	1	0	0	8	0	0	.277
Apr 18	UCA	ph	1	1	1	1	0	0	0	0	0	0	0	0	0	0	0	0	0	0	.283
Apr 20	at Georgia	*1b	4	0	0	0	0	0	0	0	0	0	1	0	0	0	0	8	0	0	.274
Apr 21	at Georgia	*1b	4	1	1	2	0	0	1	0	0	0	0	0	0	0	0	6	1	0	.273
Apr 22	at Georgia	*1b	3	0	1	0	0	0	0	1	0	0	0	0	0	0	0	1	6	1	.275
Apr 25	at Missouri State	*of	4	1	1	1	0	0	0	0	0	0	0	0	0	0	2	0	0	0	.274
Apr 27	TEXAS A&M	*1b	4	1	1	0	0	0	0	1	1	0	0	0	0	0	1	9	0	0	.273
Apr 28	TEXAS A&M	*1b	4	1	1	0	0	1	0	0	0	0	0	0	0	0	1	8	1	0	.273
Apr 29	TEXAS A&M	*1b	2	2	0	0	0	0	0	2	0	0	0	0	0	0	0	1	7	0	.269
May 02	vs Lipscomb	ph/1	1	0	1	0	0	0	0	1	0	0	0	0	0	0	0	3	0	0	.274
May 05	at Mississippi State	*1b	4	1	1	2	0	0	1	0	0	0	0	0	0	0	0	5	0	0	.273
May 06	at Mississippi State	*1b	4	2	1	1	0	0	1	1	0	0	0	0	0	0	1	7	0	0	.273
May 07	at Mississippi State	*1b	5	1	2	2	1	0	1	0	0	0	0	0	0	0	2	13	0	0	.277
May 12	SOUTH CAROLIN	*1b	4	0	1	0	1	0	0	0	0	0	0	0	0	0	1	6	0	0	.276
May 13	SOUTH CAROLIN	*1b	4	0	2	0	0	0	0	0	0	0	0	0	0	0	0	4	0	0	.281
May 14	SOUTH CAROLIN	*1b	4	1	1	0	1	0	0	0	0	0	0	0	0	0	1	9	0	0	.281
May 18	at Vanderbilt	*1b	4	1	2	2	0	0	1	1	0	0	0	0	0	0	1	11	0	0	.286
May 19	at Vanderbilt	*1b	5	2	3	1	1	0	0	0	0	0	0	0	0	0	1	8	0	0	.294
May 20	at Vanderbilt	*1b	5	2	3	1	0	0	0	0	1	0	0	0	0	1	0	10	0	0	.303
May 24	vs Texas A&M	*1b	5	0	1	0	0	0	0	0	0	0	0	0	0	0	3	8	0	0	.300
May 25	vs LSU	*1b	4	1	1	0	0	0	0	0	0	0	0	0	0	0	1	7	0	0	.299
May 27	vs Texas A&M	*1b	4	0	0	0	0	0	0	0	0	0	0	0	0	0	2	6	1	0	.293
Jun 02	SANTA CLARA	*1b	4	1	0	0	0	0	0	1	0	0	0	0	0	0	1	8	0	0	.287
Jun 04	TCU	*1b	3	0	0	0	0	0	0	0	0	0	0	0	0	0	0	1	4	1	.283
Jun 04	SANTA CLARA	*1b	4	0	0	0	0	0	0	0	0	0	0	0	0	0	0	9	0	0	.278
Jun 05	TCU	*1b	4	0	1	0	0	0	0	0	1	0	0	0	0	0	2	8	1	0	.277
Totals		54gs	213	42	59	42	14	2	9	17	7	0	5	0	3	5	45	384	24	1	.277

On base pct. .340 • Slugging pct. .488



||| INDIVIDUAL GAME-BY-GAME (2023)

#33 Hagen Smith - 6 games (All games)

Date	Opponent	Pos	AB	R	H	RBI	2B	3B	HR	BB	SB	CS	HBP	SAC	SF	GDP	K	PO	A	E	Avg
Feb 17	vs Texas	*p	0	0	0	0	0	0	0	0	0	0	0	0	0	0	0	0	1	0	.000
Apr 01	ALABAMA	p	0	0	0	0	0	0	0	0	0	0	0	0	0	0	0	1	0	0	.000
Apr 07	at Ole Miss-2	*p	0	0	0	0	0	0	0	0	0	0	0	0	0	0	0	1	0	0	.000
Apr 22	at Georgia	*p	0	0	0	0	0	0	0	0	0	0	0	0	0	0	0	1	0	0	.000
May 05	at Mississippi State	*p	0	0	0	0	0	0	0	0	0	0	0	0	0	0	0	0	1	0	.000
Jun 05	TCU	p	0	0	0	0	0	0	0	0	0	0	0	0	0	0	0	0	1	0	.000
Totals		4gs	0	0	0	0	0	0	0	0	0	0	0	0	0	0	0	3	3	0	.000

On base pct. .000 • Slugging pct. .000

#33 Hagen Smith - 18 appearances (All games)

Date	Opponent	GS	IP	H	R	ER	BB	SO	2B	3B	HR	WP	BK	HBP	IBB	Score	W-L	Sv	ERA	NP
Feb 17	vs Texas	*	5.0	1	0	0	2	8	0	0	0	0	0	0	0	3-2	0-0	0	0.00	68
Feb 24	EASTERN ILLINOI	*	4.2	3	0	0	3	6	1	0	0	0	0	0	0	13-2	1-0	0	0.00	97
Mar 03	WRIGHT STATE	*	4.2	3	1	1	5	7	0	0	1	1	0	0	0	12-2	2-0	0	0.63	105
Mar 10	LOUISIANA TECH	*	5.0	4	2	2	4	7	1	0	0	0	0	0	0	7-4	3-0	0	1.40	86
Mar 17	AUBURN		3.0	0	0	0	2	5	0	0	0	0	0	0	0	7-2	3-0	1	1.21	44
Mar 19	AUBURN		0.2	0	0	0	0	1	0	0	0	0	0	0	0	5-0	3-0	1	1.17	7
Mar 24	at LSU		4.2	5	3	3	3	8	0	0	2	0	0	1	0	9-3	4-0	1	1.95	80
Apr 01	ALABAMA		3.0	5	2	2	1	3	0	0	1	0	0	1	1	9-6	5-0	1	2.35	52
Apr 07	at Ole Miss-2	*	5.0	4	4	4	2	7	2	0	1	0	0	1	0	4-7	5-1	1	3.03	69
Apr 14	TENNESSEE		3.0	1	0	0	0	7	0	0	0	0	0	0	0	5-2	5-1	2	2.79	55
Apr 22	at Georgia	*	5.0	3	2	2	3	8	1	0	1	0	0	0	0	8-9	5-1	2	2.89	96
Apr 27	TEXAS A&M		4.0	2	0	0	2	4	1	0	0	0	0	0	0	7-5	6-1	2	2.64	70
May 05	at Mississippi State	*	5.0	2	2	1	5	8	0	0	0	1	0	2	0	6-2	7-1	2	2.56	112
May 12	SOUTH CAROLIN	*	5.2	4	1	1	3	7	0	0	0	0	0	1	0	4-1	7-1	2	2.47	94
May 18	at Vanderbilt	*	5.0	5	2	2	2	7	0	0	0	0	0	0	0	8-2	8-1	2	2.56	84
May 25	vs LSU	*	3.2	5	2	2	1	9	0	0	0	0	0	0	0	5-4	8-1	2	2.69	76
Jun 04	TCU	*	1.0	6	8	8	2	1	0	0	1	0	0	1	0	5-20	8-2	2	3.71	42
Jun 05	TCU		3.2	3	1	1	2	6	2	0	0	0	0	0	1	4-12	8-2	2	3.64	67
Totals		11	71.2	56	30	29	42	109	8	0	7	2	0	7	2	121-85	8-2	2	3.64	-

#10 Peyton Stovall - 38 games (All games)

Date	Opponent	Pos	AB	R	H	RBI	2B	3B	HR	BB	SB	CS	HBP	SAC	SF	GDP	K	PO	A	E	Avg
Feb 17	vs Texas	*2b	4	0	0	0	0	0	0	1	0	0	0	0	0	1	1	1	5	0	.000
Feb 18	vs TCU	*2b	4	1	1	0	0	0	0	1	0	0	0	0	0	0	0	6	1	0	.125
Feb 19	vs Oklahoma State	*2b	1	3	1	2	0	0	0	2	0	0	1	0	0	0	0	2	1	0	.222
Feb 21	GRAMBLING	*2b	3	1	2	1	0	0	0	0	2	0	1	0	1	0	0	1	1	0	.333
Feb 25	EASTERN ILLINOI	*2b	4	0	0	0	0	0	0	0	0	0	1	0	0	0	3	2	3	0	.250
Feb 26	EASTERN ILLINOI	*2b	4	0	0	0	0	0	0	0	0	0	0	0	0	0	1	1	1	0	.200
Mar 01	ILLINOIS STATE	*2b	6	2	3	1	1	0	1	0	0	0	0	0	0	0	0	1	1	0	.269
Mar 03	WRIGHT STATE	*2b	4	2	3	4	1	0	1	0	0	0	0	0	0	0	0	3	0	0	.333
Mar 04	WRIGHT STATE	*2b	4	3	2	2	0	0	1	1	0	0	0	0	0	0	0	2	1	0	.353
Mar 05	WRIGHT STATE	*2b	5	1	2	0	0	0	0	0	0	0	0	0	0	0	1	3	2	0	.359
Mar 07	ARMY	*2b	4	1	1	0	0	0	0	0	0	0	0	0	0	0	1	2	1	0	.349
Mar 10	LOUISIANA TECH	*2b	4	0	1	1	0	0	0	0	0	0	0	0	1	0	1	3	2	0	.340
Mar 11	LOUISIANA TECH	*2b	4	1	3	1	1	1	0	0	0	0	0	0	0	0	0	3	1	0	.373
Mar 12	LOUISIANA TECH	*2b	4	2	0	3	0	0	0	1	0	0	0	0	1	0	1	0	1	1	.345
Mar 17	AUBURN	*2b	3	1	0	1	0	0	0	1	0	0	0	0	1	0	1	3	3	0	.328
Mar 18	AUBURN	*2b	4	2	1	0	0	0	0	1	0	0	0	0	0	0	0	1	3	1	.323
Mar 19	AUBURN	*2b	3	1	1	0	0	0	0	0	0	0	1	0	0	0	1	2	3	0	.323
Mar 24	at LSU	*2b	4	1	2	1	0	0	0	0	0	0	0	0	1	0	1	2	0	0	.333
Mar 25	at LSU-1	*2b	4	0	0	0	0	0	0	0	0	0	0	0	0	0	2	3	0	0	.315
Mar 25	at LSU-2	*2b	4	0	0	0	0	0	0	1	0	0	0	0	0	0	0	0	3	0	.299
Mar 28	OMAHA	*2b	4	1	1	2	0	0	0	0	0	0	0	0	0	0	0	0	0	0	.296
Mar 31	ALABAMA	*2b	4	0	1	0	0	0	0	0	0	0	0	0	0	0	2	2	3	0	.294
Apr 01	ALABAMA	*2b	4	0	0	0	0	0	0	0	0	0	0	0	0	0	1	0	3	0	.281
Apr 02	ALABAMA	*2b	4	1	1	0	0	0	0	0	0	0	0	0	0	0	0	2	4	0	.280
Apr 07	at Ole Miss-1	*2b	4	0	1	1	0	0	0	1	0	0	0	0	0	0	1	3	3	0	.278
Apr 07	at Ole Miss-2	*2b	5	1	3	2	0	0	1	0	0	0	0	0	0	0	0	4	0	0	.294
Apr 08	at Ole Miss	*2b	4	0	2	2	0	0	0	0	0	0	0	0	0	0	2	4	5	0	.302
Apr 12	LITTLE ROCK	*2b	4	0	0	0	0	0	0	1	0	0	0	0	0	0	1	2	1	0	.291
Apr 14	TENNESSEE	*2b	4	0	0	0	0	0	0	0	0	0	0	0	0	0	1	2	1	0	.281
Apr 15	TENNESSEE	*2b	3	1	0	0	0	0	0	0	0	0	1	0	0	0	0	4	2	0	.274
Apr 16	TENNESSEE	*2b	3	1	1	1	0	0	0	1	0	0	0	0	0	0	0	2	3	0	.275
Apr 18	UCA	*2b	4	0	2	0	0	0	0	1	1	0	0	0	0	0	0	4	4	0	.282
Apr 20	at Georgia	*2b	5	1	1	1	1	0	0	0	0	0	0	0	0	0	0	3	6	0	.279
Apr 21	at Georgia	*2b	4	0	0	0	0	0	0	0	0	0	0	0	0	0	0	3	4	0	.271
Apr 22	at Georgia	*2b	4	0	0	0	0	0	0	1	0	0	0	0	0	0	1	1	2	0	.263
Apr 27	TEXAS A&M	*2b	5	1	1	4	0	0	1	0	0	0	0	0	0	0	2	2	4	0	.261
Apr 28	TEXAS A&M	*2b	3	1	1	1	0	0	0	1	0	1	0	0	1	0	0	0	3	0	.262
Apr 29	TEXAS A&M	*2b	5	0	0	0	0	0	0	0	0	0	0	0	0	0	2	3	2	1	.253
Totals		38gs	150	30	38	31	4	1	5	15	3	1	5	0	6	1	27	75	90	3	.253

On base pct. .330 • Slugging pct. .393

#25 Brady Tygart - 2 games (All games)

Date	Opponent	Pos	AB	R	H	RBI	2B	3B	HR	BB	SB	CS	HBP	SAC	SF	GDP	K	PO	A	E	Avg
Feb 21	GRAMBLING	p	0	0	0	0	0	0	0	0	0	0	0	0	0	0	0	0	0	0	.000
Apr 28	TEXAS A&M	*p	0	0	0	0	0	0	0	0	0	0	0	0	0	0	0	0	1	0	.000
Totals		1gs	0	0	0	0	0	0	0	0	0	0	0	0	0	0	0	0	1	1	.000

On base pct. .000 • Slugging pct. .000

#25 Brady Tygart - 10 appearances (All games)

Date	Opponent	GS	IP	H	R	ER	BB	SO	2B	3B	HR	WP	BK	HBP	IBB	Score	W-L	Sv	ERA	NP
Feb 17	vs Texas		1.2	0	0	0	0	3	0	0	0	0	0	0	0	3-2	0-0	1	0.00	20
Feb 21	GRAMBLING		2.0	2	0	0	0	4	0	0	0	0	0	0	0	9-7	1-0	1	0.00	28
Feb 25	EASTERN ILLINOI		1.0	2	1	1	0	1	0	0	0	0	0	0	0	10-3	1-0	1	1.93	19
Mar 01	ILLINOIS STATE		1.2	2	4	3	1	2	0	0	2	0	0	1	0	10-9	1-0	1	5.68	34
Apr 28	TEXAS A&M	*	1.0	0	0	0	1	0	0	0	0	0	0	0	0	10-4	1-0	1	4.91	20
May 06	at Mississippi State	*	2.0	0	0	0	1	1	0	0	0	0	0	0	0	14-2	2-0	1	3.86	20
May 13	SOUTH CAROLIN	*	3.0	1	0	0	0	4	0	0	0	0	0	1	0	1-3	2-0	1	2.92	37
May 19	at Vanderbilt	*	4.0	2	2	2	0	7	0	0	2	0	0	0	0	8-10	2-0	1	3.31	62
May 27	vs Texas A&M	*	3.1	3	1	1	2	3	2	0	0	0	0	1	0	4-5	2-1	1	3.20	64
Jun 04	SANTA CLARA	*	5.2	3	3	2	3	6	1	0	0	0	0	1	0	6-4	3-1	1	3.20	99
Totals		6	25.1	15	11	9	8	31	3	0	4	0	0	4	0	75-49	3-1	1	3.20	-



III INDIVIDUAL GAME-BY-GAME (2023)

#11 Jared Wegner - 43 games (All games)

Date	Opponent	Pos	AB	R	H	RBI	2B	3B	HR	BB	SB	CS	HBP	SAC	SF	GDP	K	PO	A	E	Avg
Feb 17	vs Texas	*of	3	1	1	0	0	0	0	1	0	0	0	0	0	0	1	0	0	0	.333
Feb 18	vs TCU	*of	4	1	3	3	1	0	1	0	0	0	0	0	0	0	0	1	0	0	.571
Feb 19	vs Oklahoma State	*of	4	2	2	5	0	1	1	1	0	0	1	0	0	0	1	1	0	0	.545
Feb 21	GRAMBLING	*of	3	1	1	2	0	0	0	1	0	0	0	0	1	0	1	0	0	0	.500
Feb 24	EASTERN ILLINOI	*of	4	1	1	2	0	0	0	0	0	0	0	0	0	0	2	2	0	0	.444
Feb 25	EASTERN ILLINOI	*of	3	3	2	0	1	0	0	2	1	0	0	0	0	0	0	1	0	0	.476
Feb 26	EASTERN ILLINOI	*of	4	0	0	0	0	0	0	0	0	0	0	0	0	0	1	1	0	0	.400
Mar 01	ILLINOIS STATE	*of	5	1	3	3	0	0	1	1	1	0	0	0	0	0	0	1	0	0	.433
Mar 03	WRIGHT STATE	*of	3	3	1	1	0	0	1	2	1	0	0	0	0	0	1	1	0	0	.424
Mar 04	WRIGHT STATE	*of	3	3	2	2	0	0	1	2	0	0	0	0	0	0	0	3	0	0	.444
Mar 05	WRIGHT STATE	*of	5	1	1	1	0	0	0	0	0	0	0	0	0	0	1	5	0	0	.415
Mar 07	ARMY	*of	4	1	2	3	0	0	1	0	0	0	0	0	0	0	0	1	0	0	.422
Mar 10	LOUISIANA TECH	*of	5	1	1	0	0	0	0	0	0	0	0	0	0	0	1	1	0	0	.400
Mar 11	LOUISIANA TECH	*of	4	1	1	1	0	0	0	0	0	0	0	0	0	0	1	3	0	0	.389
Mar 12	LOUISIANA TECH	*of	1	2	1	3	0	0	1	5	0	0	0	0	0	0	0	1	0	0	.400
Mar 14	UNLV	*of/of	4	1	1	1	0	0	0	1	0	0	0	0	0	0	1	4	0	0	.390
Mar 15	UNLV	*of	3	1	1	2	0	0	1	1	0	0	0	0	0	0	1	4	0	0	.387
Mar 17	AUBURN	*of	3	1	2	1	0	0	0	2	0	0	0	0	0	0	1	1	0	0	.400
Mar 18	AUBURN	*of	4	1	1	0	0	0	0	0	0	0	0	0	0	0	2	1	0	0	.391
Mar 19	AUBURN	*of	4	1	1	3	0	0	1	0	0	0	0	0	0	0	1	5	0	0	.384
Mar 21	SEMO	*of	4	2	2	2	1	0	0	0	0	0	0	0	0	0	1	2	0	0	.390
Mar 24	at LSU	*of	3	1	0	0	0	0	0	2	0	0	0	0	0	0	1	4	0	0	.375
Mar 25	at LSU-1	*of	2	1	1	2	0	0	1	0	0	0	1	0	0	0	0	3	0	0	.378
Mar 25	at LSU-2	*of	4	1	2	1	0	0	1	1	0	0	0	0	0	0	1	3	0	0	.384
Mar 28	OMAHA	*of	3	1	1	2	0	1	0	1	0	0	0	0	0	0	1	0	0	0	.382
Mar 31	ALABAMA	*of	4	0	0	0	0	0	0	0	0	0	0	0	0	0	2	2	0	0	.366
Apr 01	ALABAMA	*of	3	0	1	0	0	0	0	1	0	0	0	0	0	0	2	2	0	0	.365
Apr 02	ALABAMA	*of	4	1	2	3	0	0	1	0	0	0	0	0	0	0	1	2	0	0	.370
Apr 07	at Ole Miss-1	*of	5	1	2	1	0	0	0	0	0	0	0	0	0	1	1	1	0	0	.371
Apr 07	at Ole Miss-2	*of	3	1	0	0	0	0	0	1	0	0	1	0	0	0	2	2	0	0	.361
Apr 08	at Ole Miss	*of	3	0	0	0	0	0	0	1	0	0	0	0	0	0	2	1	0	0	.351
Apr 11	LITTLE ROCK	*of	0	1	0	0	0	0	0	1	0	0	0	0	0	0	0	0	0	0	.351
Apr 14	TENNESSEE	of	0	0	0	0	0	0	0	0	0	0	0	0	0	0	0	0	0	0	.351
May 18	at Vanderbilt	*of	3	2	0	0	0	0	0	0	0	0	2	0	0	0	1	1	0	0	.342
May 19	at Vanderbilt	*of	4	1	0	0	0	0	0	1	0	0	0	0	0	0	2	0	0	0	.331
May 20	at Vanderbilt	*of	4	1	1	0	1	0	0	1	0	0	0	0	0	0	2	1	0	0	.328
May 24	vs Texas A&M	*of	4	1	1	4	0	0	1	0	0	0	1	0	0	0	1	6	0	0	.325
May 25	vs LSU	*of	3	1	0	0	0	0	0	0	0	0	1	0	0	0	2	0	0	0	.318
May 27	vs Texas A&M	*of	4	0	0	0	0	0	0	1	0	0	0	0	0	0	2	4	0	0	.308
Jun 02	SANTA CLARA	*of	4	1	2	1	0	0	0	1	0	0	0	0	0	0	1	2	0	0	.314
Jun 04	TCU	*of	4	0	1	0	0	0	0	0	0	0	0	0	0	0	0	2	0	0	.312
Jun 04	SANTA CLARA	*of	3	1	1	1	0	0	1	1	0	0	0	0	0	0	0	3	0	0	.312
Jun 05	TCU	*of	3	1	1	1	0	0	1	1	0	0	0	0	0	0	1	0	0	0	.313
Totals		42gs	147	46	46	51	4	2	15	33	3	0	7	0	1	1	42	78	0	0	.313

On base pct. .457 • Slugging pct. .673

#45 Gage Wood - 5 games (All games)

Date	Opponent	Pos	AB	R	H	RBI	2B	3B	HR	BB	SB	CS	HBP	SAC	SF	GDP	K	PO	A	E	Avg
Mar 14	UNLV	p	0	0	0	0	0	0	0	0	0	0	0	0	0	0	0	0	1	0	.000
Mar 28	OMAHA	p	0	0	0	0	0	0	0	0	0	0	0	0	0	0	0	1	0	0	.000
Apr 02	ALABAMA	p	0	0	0	0	0	0	0	0	0	0	0	0	0	0	0	1	0	0	.000
Apr 22	at Georgia	p	0	0	0	0	0	0	0	0	0	0	0	0	0	0	0	0	1	1	.000
Apr 28	TEXAS A&M	p	0	0	0	0	0	0	0	0	0	0	0	0	0	0	0	1	0	0	.000
Totals		0gs	0	0	0	0	0	0	0	0	0	0	0	0	0	0	0	3	2	1	.000

On base pct. .000 • Slugging pct. .000

	Opponent	Score	Winning Pitcher	Losing Pitcher	Save	Attendance	Time
FEB.							
16	James Madison						
17	James Madison						
18	James Madison						
19	James Madison						
23	vs. Oregon State ^						
24	vs. Oklahoma State ^						
25	vs. Michigan ^						
27	Grambling						
MARCH							
1	Murray State						
2	Murray State						
3	Murray State						
5	UCA						
8	McNeese State						
9	McNeese State						
10	McNeese State						
12	Oral Roberts						
15	Missouri *						
16	Missouri *						
17	Missouri *						
21	at Auburn *						
22	at Auburn *						
23	at Auburn *						
26	Little Rock						
28	LSU *						
29	LSU *						
30	LSU *						
APRIL							
2	Arkansas State						
4	Ole Miss *						
5	Ole Miss *						
6	Ole Miss *						
9	San Jose State *						
10	San Jose State *						
12	at Alabama *						
13	at Alabama *						
14	at Alabama *						
16	Texas Tech						
17	Texas Tech						
19	at South Carolina *						
20	at South Carolina *						
21	at South Carolina *						
23	vs. UAPB @						
26	Florida *						
27	Florida *						
28	Florida *						
30	Missouri State						
MAY							
1	Missouri State						
3	at Kentucky *						
4	at Kentucky *						
5	at Kentucky *						
10	Mississippi State *						
11	Mississippi State *						
12	Mississippi State *						
16	at Texas A&M *						
17	at Texas A&M *						
18	at Texas A&M *						

* SEC opponent / ^ Kubota College Baseball Series (Globe Life Field in Arlington, Texas) / @ Game played at Dickey-Stephens Park in North Little Rock, Ark.