



ARKANSAS BASEBALL

ArkansasRazorbacks.com ||| @RazorbackBSB ||| Contact: Oliver Grigg (ogrigg@uark.edu)

2024 SCHEDULE & RESULTS

FEBRUARY

16	JAMES MADISON	SECN+	W, 6-4
17	JAMES MADISON	SECN+	2 P.M.
18	JAMES MADISON	SECN+	1 P.M.
19	JAMES MADISON	SECN+	NOON
23	vs. Oregon State ^	FloBaseball	7 p.m.
24	vs. Oklahoma State ^	FloBaseball	7 p.m.
25	vs. Michigan ^	FloBaseball	1 p.m.
27	GRAMBLING	SECN+	3 P.M.

MARCH

1	MURRAY STATE	SECN+	3 P.M.
2	MURRAY STATE	SECN+	2 P.M.
3	MURRAY STATE	SECN+	1 P.M.
5	UCA	SECN+	3 P.M.
8	MCNEESE STATE	SECN+	3 P.M.
9	MCNEESE STATE	SECN+	2 P.M.
10	MCNEESE STATE	SECN+	1 P.M.
12	ORAL ROBERTS	SECN+	6 P.M.
15	MISSOURI *	SECN+	6:30 P.M.
16	MISSOURI *	SECN+	2 P.M.
17	MISSOURI *	SECN+	2 P.M.
21	Auburn *	SECN	6 p.m.
22	Auburn *	SECN+	6 p.m.
23	Auburn *	SECN+	2 p.m.
26	LITTLE ROCK	SECN+	6:30 P.M.
28	LSU *	ESPN2	6 P.M.
29	LSU *	SECN	7 P.M.
30	LSU *	SECN+	2 P.M.

APRIL

2	ARKANSAS STATE	SECN+	6 P.M.
4	OLE MISS *	SECN	6 P.M.
5	OLE MISS *	SECN+	6:30 P.M.
6	OLE MISS *	SECN+	2 P.M.
9	SAN JOSE STATE	SECN+	6 P.M.
10	SAN JOSE STATE	SECN+	3 P.M.
12	Alabama *	SECN+	6 p.m.
13	Alabama *	SECN+	4 p.m.
14	Alabama *	SECN+	1 p.m.
16	TEXAS TECH	ESPN2	7 P.M.
17	TEXAS TECH	SECN	4 P.M.
19	South Carolina *	SECN+	6 p.m.
20	South Carolina *	SECN+	3 p.m.
21	South Carolina *	SECN+	12:30 p.m.
23	vs. UAPB @	TBA	6 p.m.
26	FLORIDA *	SECN	7 P.M.
27	FLORIDA *	ESPN2	NOON
28	FLORIDA *	SECN+	2 P.M.
30	MISSOURI STATE	SECN+	6:30 P.M.

MAY

1	MISSOURI STATE	SECN+	4 P.M.
3	Kentucky *	SECN+	5:30 p.m.
4	Kentucky *	SECN+	1 p.m.
5	Kentucky *	SECN+	Noon
10	MISSISSIPPI STATE *	SECN+	6:30 P.M.
11	MISSISSIPPI STATE *	SECN+	6 P.M.
12	MISSISSIPPI STATE *	SECN	2 P.M.
16	Texas A&M *	SECN+	6 p.m.
17	Texas A&M *	SECN+	6 p.m.
18	Texas A&M *	SECN+	1 p.m.

All times Central; Home game in **BOLD**; * - SEC opponent

^ - Kubota College Baseball Series (Globe Life Field in Arlington, Texas)

@ - Game played at Dickey-Stephens Park in North Little Rock, Ark.

GAME 2 ||| JAMES MADISON vs. #3 ARKANSAS ||| FEB. 17

OPENING WEEKEND ||| FAYETTEVILLE, ARK. ||| BAUM-WALKER STADIUM ||| SEC NETWORK+



0-1
0-0 Sun Belt

JAMES MADISON DUKES

In the Polls.....NR (BA) | NR (D1Baseball)
.....NR (NCBWA) | NR (PG) | NR (USA Today)
Head Coach.....Marlin Ikenberry
Career Record.....466-492-1 (20th season)
Record at JMU184-185 (9th season)



1-0
0-0 SEC

ARKANSAS RAZORBACKS

In the Polls.....3 (BA) | 3 (D1Baseball)
.....4 (NCBWA) | 2 (PG) | 4 (USA Today)
Head Coach.....Dave Van Horn
Career Record.....1,425-681 (36th season)
Record at Arkansas.....840-441 (22nd season)

ON THE MOUND

James Madison LHP Max Kuhle (2023: 0-0, 7.04 ERA)

VS.

Arkansas RHP Brady Tygart (2023: 3-1, 3.20 ERA)

LEADING OFF

RAZORBACK BASEBALL IS BACK

- Following an Opening Day win Arkansas goes for its second of the young season against James Madison on Saturday, Feb. 17, at Baum-Walker Stadium.
- First pitch between the third-ranked Razorbacks and the Dukes is scheduled for 2 p.m. on SEC Network+ with Brett Dolan (play-by-play) and Troy Eklund (analyst) on the call.

HOGBALL ROLLS ON

- Arkansas enters the year on the heels of a historic 2023 season after SEC Coach of the Year Dave Van Horn and the Hogs posted a 43-18 overall record, claiming their fourth overall SEC championship and their second in the last three seasons.
- The Razorbacks are the only SEC program, and one of just two teams in the country, with 40-plus wins in each of the last six full seasons.

HISTORY LESSON

- Arkansas is 1-0 all-time against JMU following yesterday's Opening Day win.
- This weekend's series between Arkansas and JMU marked the first meetings between the two programs.
- JMU went 31-25 overall with a 15-13 conference mark in 2023, its first season as a member of the Sun Belt.

SEASON-OPENING HOGS STAY HOT

- Under head coach Dave Van Horn, the Razorbacks are now 21-1 on Opening Day, including a 16-1 mark when opening the season inside the friendly confines of Baum-Walker Stadium.
- When kicking off the season at home, Arkansas has never lost an Opening Weekend series under Van Horn, most recently winning two-of-three games against Illinois State during Opening Weekend at Baum-Walker in 2022.
- The Hogs have recorded 12 Opening Weekend series sweeps (2004, '08, '09, '11, '12, '14, '15, '16, '17, '18, '19, '20) when beginning their season in Fayetteville.

BRADY T

- Junior right-hander Brady Tygart will toe the rubber for the Razorbacks in Saturday's clash against JMU.
- An All-American last season, Tygart finished his sophomore campaign with a 3-1 record with a 3.20 ERA and 31 strikeouts in 25.1 innings of work.
- All four of his starts last year came in SEC play, where he posted a 1-0 record with a 1.80 ERA over 10.0 innings.
- The Hernando, Miss., native allowed just two runs while striking out 12 conference opponents. Tygart also held opposing hitters to a minuscule .094 batting average in SEC play.



Arkansas ace **Hagen Smith** became the first Arkansas pitcher to make consecutive Opening Day starts since RHP Blaine Knight did so in 2017-18.

H. SMITH


- Junior **LHP Hagen Smith**, the Razorback ace and team captain, earned the start on Opening Day for the second consecutive season.
- Smith is the first Arkansas pitcher to make consecutive season-opening starts since RHP Blaine Knight did so in 2017-18.
- Smith was a consensus All-American in 2023 after making 18 appearances with 11 starts on the mound and posting an 8-2 record with a 3.64 ERA, a team-leading 109 strikeouts and a pair of saves in 71.2 innings of work during his outstanding sophomore campaign.
- In SEC play, Smith worked in a variety of roles, making 11 appearances with five starts, and went 5-1 record with a 3.07 ERA.
- The left-hander totaled 65 strikeouts over 44 innings and held opposing hitters to a .201 batting average.
- A semifinalist for last year's Golden Spikes Award and the College Baseball Foundation's National Pitcher of the Year Award, Smith was one of two starting pitchers, along with LSU's Paul Skenes, to receive All-SEC first-team honors one season ago.
- He became Arkansas' first starting pitcher to earn All-SEC first-team accolades since RHP Ryne Stanek in 2013.
- Smith, who is projected to be selected in the first round of the 2024 MLB Draft, enters the 2024 campaign as a preseason All-SEC first-team honoree, as well as a preseason All-American by Baseball America (first team), D1Baseball (first team), NCBWA (second team) and Perfect Game (first team).
- Baseball America, D1Baseball and Perfect Game have also tabbed Smith as the SEC Preseason Pitcher of the Year.
- Smith, along with teammate **INF Wehiwa Aloy**, was named to the preseason watch list for this year's Golden Spikes Award. He and Aloy are the 14th and 15th Razorbacks since 2008 to earn a spot on the Golden Spikes Award's preseason watch list.

CAN YOU DIGGS IT

- Junior **OF Kendall Diggs** enters the 2024 campaign as a preseason All-SEC first-team honoree, as well as one of the Razorbacks' three team captains alongside LHP Hagen Smith and INF Peyton Stovall.
- Diggs slashed .299/.436/.547 with 12 home runs, a team-leading 63 runs batted in and a team-high 46 walks over 58 games in 2023.
- The Olathe, Kan., native, who received All-SEC second-team honors as designated hitter/utility last season, posted a .291/.437/.495 slash line with four homers and a team-leading 33 RBI in conference play.
- Diggs finished his stellar sophomore season with 14 multi-hit games and a team-leading 17 multi-RBI games. He also logged a season-long 13-game hitting streak and reached base in a team-leading 34 consecutive games.
- For his career, Diggs has swatted 15 career home runs, six of which have been three-run homers. He has also hit two grand slams.

STOVE ON THE MEND

- Junior **INF Peyton Stovall** will miss four-to-six weeks with a broken foot (no surgery required) suffered during a preseason scrimmage.
- The Razorback team captain slashed .253/.330/.393 with five homers and 31 RBI in 38 games last season, playing through a shoulder injury before he was shut down to undergo surgery to repair a torn labrum.
- As a true freshman in 2022, Stovall played in 52 games with 51 starts and slashed .295/.373/.425 with six homers and 31 RBI.
- In the NCAA Tournament, he slashed a team-leading .429/.451/.571 with two homers and 13 RBI in 11 games. He finished tied for the team lead in hits (21) during the Razorbacks' postseason run.
- In the College World Series, Stovall slashed .360/.360/.520 with one home run and a team-leading 10 RBI in five games.
- He racked up a season-high five hits, including a double, and tallied three RBI vs. Auburn in Omaha, becoming the first player with five hits in a College World Series game since UNC's Dustin Ackley (2009).



Razorback infielder and team captain **Peyton Stovall** will miss four-to-six weeks with a broken foot suffered during a preseason scrimmage.



Pitcher **Hagen Smith** is the first Razorback starting pitcher to earn All-SEC first-team honors since Ryne Stanek accomplished the feat in 2013.

BRADY T

- Junior **RHP Brady Tygart** is expected to be a mainstay in the Razorback rotation this season.
- Tygart made 10 appearances with six starts on the mound in 2023. Despite missing time due to an injury scare, he finished his sophomore season with a 3-1 record with a 3.20 ERA, 31 strikeouts and one save in 25.1 innings to earn All-America honors from the College Baseball Foundation.
- The Hernando, Miss., native allowed only 11 runs (nine earned) and issued only eight walks all season. He limited opposing hitters to .167 batting average.
- In SEC play, Tygart made four appearances (all starts) on the mound and posted a 1-0 record with a 1.80 ERA in 10.0 innings. He allowed just two runs while striking out 12 against conference opponents, and held opposing hitters to a minuscule .094 batting average.

GOT THAT WOOD

- Sophomore **RHP Gage Wood** is will play a key role in the Razorback bullpen this season.
- As a true freshman in 2023, Wood emerged as Arkansas' closer, going 2-0 with a 4.80 ERA, 42 strikeouts and a team-leading five saves in 30.0 innings of work.
- The Batesville, Ark., native limited opposing hitters to a meager .198 batting average during the season and earned a spot on the Freshman All-SEC Team at the year's end.
- All five of Wood's saves came in SEC play, and all five of his saves were of the multi-inning variety, including three three-inning saves.
- He became the fourth Arkansas freshman since 2003, Dave Van Horn's first year, to record five or more saves in a single season.

Year	Pitcher	Saves
2023	RHP Gage Wood	5
2022	RHP Brady Tygart	8
2011	RHP Nolan Sanburn	8
2010	RHP DJ Baxendale	7

- Entering 2024, Wood has been named to the preseason watch list for the National Collegiate Baseball Writers Association Stopper of the Year Award, given to the top relief pitcher in college baseball.

ALOHOOGS

- Sophomore **INF Wehiwa Aloy** is a name you need to know.
- Aloy, a Sacramento State transfer, was a consensus Freshman All-American last season after slashing .376/.427/.662 on the season with 69 runs, 88 hits, 15 doubles, five triples, 14 homers and 46 RBI.
- Also named the Western Athletic Conference Freshman of the Year, he racked up 88 hits, including 15 doubles and five triples, with 69 runs scored during his rookie campaign in 2023.
- Aloy enters the 2024 season, his first with the Razorbacks, as a preseason All-American by the NCBWA. The right-handed hitting infielder also earned a spot alongside teammate **LHP Hagen Smith** on the preseason watch list for this year's Golden Spikes Award.
- Aloy is one of two Hawai'i natives, along with freshman **INF Nolan Souza**, on this year's Arkansas roster. He is one of three native-born Hawaiian student-athletes in Arkansas baseball history, including INF Rick Nomura (2015-16) and Souza.

FROM LUBBOCK TO FAYETTEVILLE

- Junior **LHP Mason Molina** was a big-time transfer portal pickup.
- The left-hander from Rancho Santa Margarita, Calif., started 16 games on the mound last season at Texas Tech, finishing with a 6-2 record and a 3.67 ERA over a team-high 83.1 innings to earn All-Big 12 honors at the year's end.
- Molina racked up a team-leading 108 strikeouts to go with just 35 walks on the year. He was the team leader in wins (6) while limiting opposing hitters to a .208 batting average.
- Molina's batterymate and fellow All-Big 12 performer junior **C Hudson White** also transferred to Arkansas during the offseason.
- The Keller, Texas, native played in 49 games last season at Texas Tech and slashed .296/.397/.550 with 11 homers and 49 RBI.
- During his freshman campaign in 2021, White was named the Big 12 Freshman of the Year and earned Freshman All-America honors from Collegiate Baseball and Perfect Game after hitting .260 on the year with 11 doubles, six home runs and 40 RBI.

POWERED BY THE PORTAL

- Head coach Dave Van Horn and the Razorbacks took full advantage of the transfer portal during the offseason, adding eight Division I transfers and one junior college transfer.

Player	Former School(s)
INF Wehiwa Aloy	Sacramento State
OF Will Edmunson	Hutchinson CC
LHP Stone Hewlett	Kansas
OF Ross Lovich	Missouri
LHP Mason Molina	Texas Tech
INF Jared Sprague-Lott	Richmond
INF/OF Jack Wagner	Kansas/Tarleton State
C Hudson White	Texas Tech
OF Ty Wilmsmeyer	Missouri

- Five of the Razorbacks' nine college transfers were in the Opening Day starting lineup, including **C Hudson White**, **INF Jared Sprague-Lott**, **INF Wehiwa Aloy**, **OF Ty Wilmsmeyer** and **INF/OF Jack Wagner**.
- Returning Opening Day starters **INF Peyton Holt** (Crowder College) and **INF Ben McLaughlin** (Hutchinson CC) also transferred to Arkansas. Both went to junior college before arriving in Fayetteville.
- OF Kendall Diggs** and **OF Jayson Jones**, meanwhile, are the Hogs' lone Opening Day starters who were high school recruits.



Since the start of the 2017 season, Arkansas has recorded **290 total wins** – more wins than any other college baseball program in the country in that span.

MACHINE OF CONSISTENCY

- Since the start of the 2017 season, Arkansas has won more games than any other college baseball program in the country.

Team	Total Wins (2017 - '18 - '19 - '20 - '21 - '22 - '23 - '24)
Arkansas	290 (45 - 48 - 46 - 11 - 50 - 46 - 42 - 1)
Florida	290 (52 - 49 - 34 - 16 - 38 - 42 - 54 - 0)
Southern Miss	280 (50 - 44 - 40 - 12 - 40 - 47 - 46 - 1)
Oregon State	279 (56 - 55 - 36 - 5 - 37 - 48 - 41 - 1)
LSU	276 (52 - 39 - 40 - 12 - 38 - 40 - 54 - 1)
Vanderbilt	274 (36 - 35 - 59 - 13 - 49 - 39 - 42 - 1)
Tennessee	273 (27 - 29 - 40 - 15 - 50 - 57 - 44 - 1)

- Under Dave Van Horn, who is in his 22nd year as the Razorbacks' head coach, Arkansas has tallied seven 45-win seasons.

Season	Total Wins
2004	45
2012	46
2017	45
2018	48
2019	46
2021	50
2022	46

- Excluding the shortened 2020 season, the Hogs are the only SEC team, and one of only two teams in the country (along with Southern Miss), to record 40 or more wins in each of the last six full seasons.

Season	Overall Wins	SEC Wins
2017	45	18
2018	48	18
2019	46	20
2021	50	22
2022	46	18
2023	43	20

HISTORIC HOGS

- Arkansas, winners of the SEC Western Division in four of the past five full seasons, has won 18-plus SEC games in six consecutive seasons.
- LSU is the only other team in SEC history to record at least six consecutive seasons of 18 or more SEC victories. The Tigers accomplished the feat in 10 straight seasons from 1996-2005.

THE BIG 2-0

- Arkansas went 20-10 in SEC play in the 2023 regular season, finishing with 20 or more SEC victories for the fourth time in program history.

Year	SEC Record (Finish)
1999	22-8 (SEC overall champions)
2019	20-10 (SEC Western Division champions)
2021	22-8 (SEC overall champions)
2023	20-10 (SEC overall champions)

SEC TITLE TALK

- Arkansas head coach Dave Van Horn is one of only 11 head coaches in SEC history to win at least three SEC regular-season championships.

Coach	School	Championships
Skip Bertman	LSU	7
Kevin O'Sullivan	Florida	6
Tim Corbin	Vanderbilt	4
Paul Mainieri	LSU	4
Paul Gregory	Mississippi State	4
Paul Nix	Auburn	4
Tom Swayze	Ole Miss	4
Ray Tanner	South Carolina	3
Dave Van Horn	Arkansas	3

GONE STREAKING

- Arkansas has recorded had eight winning streaks of 10 or more games since head coach Dave Van Horn took over at the helm.

Winning Streak	Dates
16	March 7, 2020 - March 13, 2021
15	March 1-28, 2023
13	April 3-23, 2010
12	Feb. 11 - March 8, 2005
12	March 5-25, 2022
10	Feb. 11 - March 5, 2003
10	March 4-21, 2012
10	May 16 - June 5, 2021

- The Razorbacks' 15-game winning streak in 2023 was their longest in-season winning streak of the Van Horn era.
- It was also the longest in-season winning streak in program history since the Razorbacks won the first 18 games of the 1996 season.

HOME SWEET HOME

- Arkansas went 32-6 (.842 winning percentage) at Baum-Walker Stadium during its historic 2023 campaign.
- It marked the Razorbacks' fourth 30-win season at home since the stadium opened in 1996.
- Excluding 2020, the Hogs have won 28 games or more at home in six consecutive seasons, including a program-record 34 wins in 2018.

Year	Home Record	Overall Record (Postseason)
2017	29-8	45-19 (Regional)
2018	34-4	48-21 (College World Series)
2019	33-7	46-20 (College World Series)
2020	N/A	N/A
2021	30-8	50-13 (Super Regional)
2022	28-7	46-21 (College World Series)
2023	32-6	43-18 (Regional)

HOME WINS, HOME WINS AND MORE HOME WINS

- In order of winning percentage, here are the Razorbacks' top five records at home since Baum-Walker Stadium opened in 1996.

Year	Home Record	Winning Percentage
2018	34-4	.895
2023	32-6	.842
2019	33-7	.825
2022	28-7	.800
2004	31-7	.795

- Arkansas was off to an 11-2 start at home (.846 winning percentage) in 2020 before the season was canceled due to the pandemic.

HOGS BOASTS COLLEGIATE BASEBALL'S NO. 1 RECRUITING CLASS

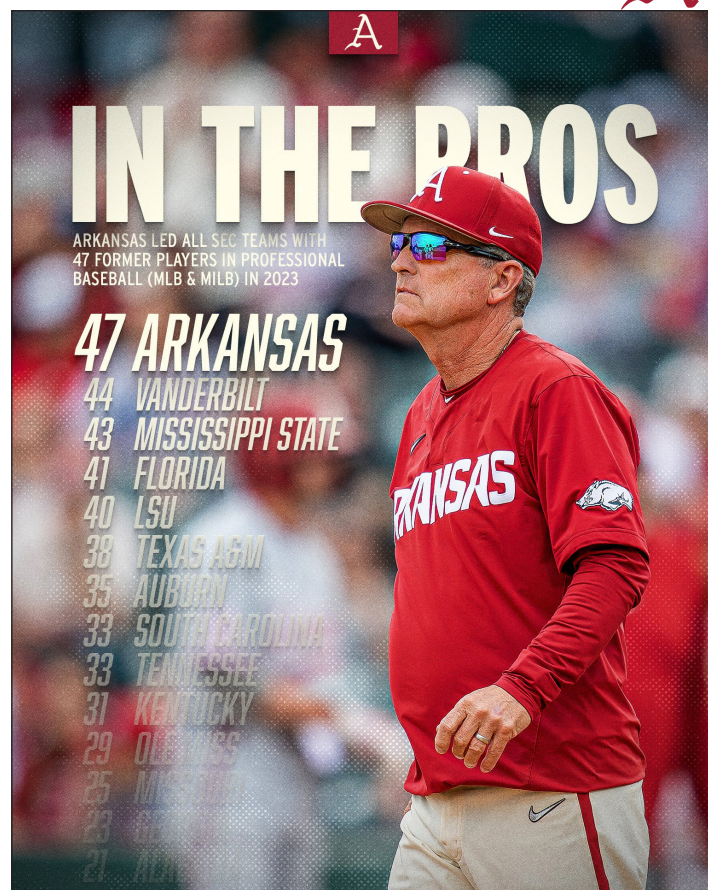
- For the first time in program history, head coach Dave Van Horn and the Hogs won Collegiate Baseball's national recruiting championship.
- Arkansas' star-studded 2023 recruiting class was named the nation's best by the publication, which released its top-50 class rankings on Tuesday, Sept. 26. The Hogs brought in 24 newcomers, including 14 freshmen, nine Division I transfers and one junior college product.
- This is the third year in a row that Arkansas has landed a top-five recruiting class as well as the program's fourth consecutive year with a top-10 recruiting class according to Collegiate Baseball.
- Arkansas is the only team in the country to earn a top-five recruiting class ranking in three consecutive years from Collegiate Baseball.
- The Hogs' 2021 and 2022 recruiting classes were lauded as the country's fourth-best and third-best, respectively.

J.B. & JOHNELLE HUNT FAMILY BASEBALL DEVELOPMENT CENTER

- The J.B. & Johnelle Hunt Family Baseball Development Center is a 49,000-square foot baseball performance facility, providing student-athletes with an expanded locker room, team meeting room, strength & conditioning center, training room, nutrition center, pitching development center and an in-venue batting tunnel.
- The one-of-a-kind facility, which opened ahead of the 2022 campaign, sits in the right-field corner of Baum-Walker Stadium.
- It also includes a tunnel to connect the facility to the first-base dugout and postgame press conference room.



The \$27 million, 49,000-square foot **J.B. & Johnelle Hunt Family Baseball Development Center** is the only one of its kind in all of college baseball.



Arkansas led all SEC teams with **47 former players** competing in professional baseball (MLB & MiLB) during the 2023 season.

PROHOGS

- 13 Hogs were on an MLB active roster during the 2023 season.

Player	Team	Draft Year
Brian Anderson	Milwaukee Brewers	2014
Jalen Beeks	Tampa Bay Rays	2014
Andrew Benintendi	Chicago White Sox	2015
Isaiah Campbell	Seattle Mariners	2019
Dominic Fletcher	Arizona Diamondbacks	2019
Zach Jackson	Oakland Athletics	2016
Dallas Keuchel	Minnesota Twins	2009
Heston Kjerstad	Baltimore Orioles	2020
James McCann	Baltimore Orioles	2011
Matt Reynolds	Cincinnati Reds	2012
Drew Smyly	Chicago Cubs	2010
Ryne Stanek	Houston Astros	2013
Trevor Stephan	Cleveland Guardians	2017

- Six (6) former Razorbacks have won a World Series championship.

Player	Team	Year
Dick Hughes	St. Louis Cardinals	1967
Eric Hinske (2x)	Boston Red Sox	2007
	New York Yankees	2009
Dallas Keuchel	Houston Astros	2017
Andrew Benintendi	Boston Red Sox	2018
Drew Smyly	Atlanta Braves	2021
Ryne Stanek	Houston Astros	2022



SERIES HISTORY

INSIDE THE SERIES: JAMES MADISON

Overall Series Record: 1-0

Record in Fayetteville, Ark.: 1-0

IN THE DVH ERA (2003-PRESENT): JAMES MADISON

Overall Series Record: 1-0

Record in Fayetteville, Ark.: 1-0

DATE	SITE	W/L	SCORE
2/16/24	Fayetteville, Ark.	W	6-4
2/17/24	Fayetteville, Ark.		
2/18/24	Fayetteville, Ark.		
2/19/24	Fayetteville, Ark.		

BOX SCORE FROM PREVIOUS MEETING



2024 Arkansas Baseball
James Madison at #3 Arkansas
Feb 16, 2024 at Fayetteville, Ark. (Baum-Walker Stadium)



James Madison 4 (0-1)

Arkansas 6 (1-0)

Player	ab	r	h	rbi	bb	so	po	a	lob	Player	ab	r	h	rbi	bb	so	po	a	lob
Dunaway, Mason ss	3	1	0	0	1	2	0	3	1	Hudson White c	3	1	1	1	1	1	13	0	0
Mancini, Mike 2b	3	1	1	0	0	0	3	2	0	Kendall Diggs rf	4	1	2	0	0	0	0	0	0
Trimble, Fenwick cf	4	2	3	3	0	1	2	0	0	Wehiwa Aloy ss	3	1	0	0	1	2	2	4	0
Dooley, Ryan lf	4	0	0	0	0	0	1	0	0	Ben McLaughlin 1b	4	0	1	1	0	0	7	3	1
Calabrese, Coleman 1b	4	0	1	1	0	2	4	3	1	Jack Wagner dh	3	1	1	0	1	0	0	0	0
O'Donnell, Brendan rf	3	0	0	0	1	3	1	1	0	Ross Lovich pr	0	0	0	0	0	0	0	0	0
Steinberg, Jacob dh	4	0	0	0	0	1	0	0	1	Peyton Holt 2b	3	1	1	1	1	0	1	1	0
Schiavone, Jason c	3	0	0	0	1	2	8	0	0	Jayson Jones lf	3	0	0	0	0	2	1	0	2
Peifer, Wyatt 3b	3	0	0	0	0	1	3	2	0	Will Edmunson lf	1	0	0	0	0	0	0	0	0
Mozoki, Todd p	0	0	0	0	0	0	0	0	0	Jared Sprague-Lott 3b	2	1	2	2	2	0	2	1	0
Burke, Donovan p	0	0	0	0	0	0	1	1	0	Ty Wilmsmeyer cf	4	0	1	0	0	2	0	0	3
Logar, Jackson p	0	0	0	0	0	0	1	0	0	Hagen Smith p	0	0	0	0	0	0	0	0	0
Entsminger, Hunter p	0	0	0	0	0	0	0	0	0	Will McEntire p	0	0	0	0	0	0	1	0	0
Kleinfelter, Matt p	0	0	0	0	0	0	0	0	0	Gage Wood p	0	0	0	0	0	0	0	0	0
Totals	31	4	5	4	3	12	24	12	4	Totals	30	6	9	5	6	7	27	9	6

Score by Innings	1	2	3	4	5	6	7	8	9	R	H	E
James Madison	3	0	0	0	0	1	0	0	0	4	5	0
Arkansas	2	2	2	0	0	0	0	0	X	6	9	0

DP - JMU 1. LOB - JMU 4; Arkansas 6. 2B - Trimble; Diggs; Wagner. HR - Trimble; White; Sprague-Lott. HBP - Mancini. SB - Wagner; Holt; Edmunson.

James Madison	ip	h	r	er	bb	so	ab	bf	np	Arkansas	ip	h	r	er	bb	so	ab	bf	np
Mozoki, Todd	3.0	6	6	6	3	4	14	17	58	Hagen Smith	1.0	1	3	3	2	2	4	7	42
Burke, Donovan	1.0	1	0	0	0	0	3	3	16	Will McEntire	5.2	3	1	1	1	6	19	20	71
Logar, Jackson	2.0	0	0	0	1	3	6	7	30	Gage Wood	2.1	1	0	0	0	4	8	8	36
Entsminger, Hunter	1.0	2	0	0	1	0	4	5	18										
Kleinfelter, Matt	1.0	0	0	0	1	0	3	4	11										

Win - McEntire (1-0). Loss - Mozoki (0-1). Save - Wood (1).

HBP - by Smith, H. (Mancini). PB - White. Inherited runners/scored: Kleinfelter 1/0; Wood 1/0. Pitches/strikes:

Mozoki 58/33; Burke 16/8; Logar 30/18; Entsminger 18/11; Kleinfelter 11/7; Smith, H. 42/25; McEntire 71/48; Wood 36/24.

Umpires - HP: Scott Cline 1B: Jeff Head 2B: David Soucy 3B: Derek Mollica

Start: 2:02 pm Time: 2:33 Attendance: 9432

Weather: Mid 40s, light rain, 10mph SE

HONORS & AWARDS

Wehiwa Aloy

NCBWA Preseason All-American (SS, Second Team)
Golden Spikes Award Preseason Watch List

Kendall Diggs

Coaches Preseason All-SEC (OF, First Team)

Mason Molina

NCBWA Preseason All-American (SP, Second Team)

Hagen Smith

Baseball America Preseason All-American (SP, First Team)
D1Baseball Preseason All-American (SP, First Team)
Perfect Game Preseason All-American (SP, First Team)
NCBWA Preseason All-American (SS, Second Team)
Baseball America Preseason SEC Pitcher of the Year
D1Baseball Preseason SEC Pitcher of the Year
Perfect Game Preseason SEC Pitcher of the Year
Coaches Preseason All-SEC (SP, First Team)
Golden Spikes Award Preseason Watch List

Gage Wood

NCBWA Stopper of the Year Award Preseason Watch List



Junior left-hander **Hagen Smith** enters the 2024 campaign as a preseason All-SEC first-team honoree, as well as a preseason All-American by Baseball America, D1Baseball, NCBWA and Perfect Game. Baseball America, D1Baseball and Perfect Game have also tabbed the Razorbacks' ace as the Preseason SEC Pitcher of the Year.

WEEK 1

SOUTHEASTERN CONFERENCE

AS OF FEB. 17

EASTERN DIVISION

	SEC	Pct.	GB	All	Pct.	Home	Away	Neutral	Div.	Top 25	Top 10	L10	Streak
Georgia	0-0	-	-	1-0	1.000	1-0	0-0	0-0	0-0	0-0	0-0	1-0	W1
Kentucky	0-0	-	-	1-0	1.000	0-0	1-0	0-0	0-0	0-0	0-0	1-0	W1
South Carolina	0-0	-	-	1-0	1.000	1-0	0-0	0-0	0-0	0-0	0-0	1-0	W1
Tennessee	0-0	-	-	1-0	1.000	0-0	0-0	1-0	0-0	1-0	0-0	1-0	W1
Vanderbilt	0-0	-	-	1-0	1.000	1-0	0-0	0-0	0-0	0-0	0-0	1-0	W1
Missouri	0-0	-	-	1-1	.500	0-0	1-1	0-0	0-0	0-0	0-0	1-1	W1
Florida	0-0	-	-	0-1	.000	0-1	0-0	0-0	0-0	0-0	0-0	0-1	L1

WESTERN DIVISION

	SEC	Pct.	GB	All	Pct.	Home	Away	Neutral	Div.	Top 25	Top 10	L10	Streak
Alabama	0-0	-	-	1-0	1.000	1-0	0-0	0-0	0-0	0-0	0-0	1-0	W1
Arkansas	0-0	-	-	1-0	1.000	1-0	0-0	0-0	0-0	0-0	0-0	1-0	W1
Auburn	0-0	-	-	1-0	1.000	1-0	0-0	0-0	0-0	0-0	0-0	1-0	W1
LSU	0-0	-	-	1-0	1.000	1-0	0-0	0-0	0-0	0-0	0-0	1-0	W1
Mississippi State	0-0	-	-	1-0	1.000	1-0	0-0	0-0	0-0	0-0	0-0	1-0	W1
Ole Miss	0-0	-	-	1-0	1.000	0-0	1-0	0-0	0-0	0-0	0-0	1-0	W1
Texas A&M	0-0	-	-	1-0	1.000	1-0	0-0	0-0	0-0	0-0	0-0	1-0	W1

SCHEDULE/RESULTS

Friday, Feb. 16

at #6 Vanderbilt 12, Florida Atlantic 11
 at Georgia 11, UNC Asheville 2
 Kentucky 11, at USC Upstate 7
 at #2 LSU 11, VMI 8
at #2 Arkansas 6, James Madison 4
 at #13 South Carolina 5, Miami (OH) 1
 at #17 Alabama 4, Manhattan 0
 at Mississippi State 8, Air Force 4
 St. John's 9, at #2 Florida 5
 at #15 Auburn 17, Eastern Kentucky 6 (7 inn.)
 at #7 Texas A&M 15, McNeese State 0
 #5 Tennessee 6, #18 Texas Tech 2
 (Arlington, Texas - Shriner's Children's College Baseball Showdown)
 at Cal Poly 3, Missouri 2 (DH-1)
 Missouri 3, at Cal Poly 1 (DH-2)
 Ole Miss 5, at Hawaii 4 (13 inn.)

Saturday, Feb. 17

Missouri at Cal Poly - 12 p.m. [ESPN+]
 Miami (OH) at #13 South Carolina - 12 p.m. [SECN+]
 Eastern Kentucky at #15 Auburn - 2 p.m. [SECN+]
 Kentucky at USC Upstate - 2 p.m.
 Central Arkansas at #2 LSU - 2 p.m. [SECN+]
 Manhattan College at #17 Alabama - 3 p.m. [SECN+]
James Madison at #2 Arkansas - 3 p.m. [SECN+]
 UNC Asheville at Georgia - 3 p.m. [SECN+]
 Air Force at Mississippi State - 3 p.m. [SECN+]
 McNeese State at #7 Texas A&M - 3 p.m. [SECN+]
 Florida Atlantic at #6 Vanderbilt - 3 p.m. [SECN+]
 St. John's at #2 Florida - 4 p.m. [SECN+]
 Ole Miss at Hawaii (DH) - 6:05 p.m.
 #5 Tennessee vs. Oklahoma - 8 p.m. [FloBaseball]
 (Arlington, Texas - Shriner's Children's College Baseball Showdown)

Sunday, Feb. 18

St. John's at #2 Florida - 1 p.m. [SECN+]
 UNC Asheville at Georgia - 1 p.m. [SECN+]
 Kentucky at USC Upstate - 1 p.m. [ESPN+]
 Miami (OH) at #13 South Carolina - 1:30 p.m. [SECN+]
 Manhattan College at #17 Alabama - 2 p.m. [SECN+]
James Madison at #2 Arkansas - 2 p.m. [SECN+]
 Eastern Kentucky at #15 Auburn - 2 p.m. [SECN+]
 VMI at #2 LSU - 2 p.m. [SECN+]
 Air Force at Mississippi State - 2 p.m. [SECN+]
 McNeese State at #7 Texas A&M - 2 p.m. [SECN+]
 Florida Atlantic at #6 Vanderbilt - 3 p.m. [SECN+]
 Missouri at Cal Poly - 4 p.m. [ESPN+]
 Ole Miss at Hawaii - 6:05 p.m.
 #5 Tennessee vs. Baylor - 7:30 p.m. [FloBaseball]
 (Arlington, Texas - Shriner's Children's College Baseball Showdown)

Monday, Feb. 19

James Madison at #2 Arkansas - 1 p.m. [SECN+]
 Central Arkansas at #2 LSU - 3 p.m. [SECN+]
 Missouri at Cal Poly - 4 p.m. [ESPN+]

All times Eastern; Rankings reflect highest among major polls



WEEK 1

SOUTHEASTERN CONFERENCE

AS OF FEB. 13

ACTIVE CAREER LEADERS

Runs Scored

1.	Mac Bingham*, LSU	151
2.	Clayton Chadwick*, Georgia	131
	Ethan Groff*, Ole Miss	131
4.	Max Grant*, Alabama	128
	Grant Smith*, Kentucky	128
	Jared Sprague-Lott*, Arkansas	128
7.	Amani Larry*, Mississippi State	126
8.	Treyson Hughes*, Ole Miss	122
9.	Braden Montgomery*, Texas A&M	120
10.	Tommy White*, LSU	118

Wins

1.	Ty Good*, South Carolina	25
2.	Drew Beam, Tennessee	17
	Devin Futrell, Vanderbilt	17
	Trey Pooser*, Kentucky	17
5.	Dominic Niman*, Kentucky	16
6.	Hagen Smith, Arkansas	15
7.	Tyler Davis*, Mississippi State	14
8.	Carter Holton, Vanderbilt	12
	Carter Rustad*, Missouri	12
10.	Brandt Pancer*, Georgia	11
	Will McEntire, Arkansas	11

Saves

1.	Zach DeVito*, Georgia	14
	Brandon Neely, Florida	14
3.	Chris Veach*, South Carolina	10
4.	Brady Tygart, Arkansas	9
	Ryan Slater, Florida	9
	AJ Causey*, Tennessee	9
7.	Alton Davis, Alabama	8
8.	Justin Loer*, LSU	7
	Brandt Pancer*, Georgia	7
10.	Five tied	5

Strikeouts

1.	Ty Good*, South Carolina	274
2.	Hagen Smith, Arkansas	199
3.	Dominic Niman*, Kentucky	189
4.	Bobby Alcock*, Alabama	185
5.	Trey Pooser*, Kentucky	179
	Mason Molina*, Arkansas	179
7.	Daniel Padysak*, Georgia	160
8.	Colson Buchanan*, Alabama	156
9.	Carter Holton, Vanderbilt	153
10.	Drew Beam, Tennessee	150

Innings Pitched

1.	Ty Good*, South Carolina	247.0
2.	Trey Pooser*, Kentucky	220.0
3.	Dominic Niman*, Kentucky	213.0
4.	Daniel Padysak*, Georgia	167.1
5.	Drew Beam, Tennessee	160.1
6.	Bobby Alcock*, Alabama	156.2
7.	Hagen Smith, Arkansas	149.0
8.	Coulson Buchanan*, Alabama	147.2
9.	Devin Futrell, Vanderbilt	147.0
10.	Will McEntire, Arkansas	143.2

* - Indicates stats from a previous non-SEC school are included

GENERAL INFORMATION

Location.....	Fayetteville, Ark.
Founded.....	1871
Enrollment.....	30,936
Nickname.....	Razorbacks
School Colors.....	Cardinal (PMS 201) and White
Conference.....	Southeastern (SEC)
System President.....	Dr. Donald R. Bobbitt (Arkansas, 1980)
Chancellor.....	Dr. Charles Robinson (Houston, 1987)
Athletics Director.....	Hunter Yurachek (Guilford, 1990)
Faculty Athletic Rep.....	Paul Adams (LSU, 1992)
Athletics Website.....	ArkansasRazorbacks.com
Athletic Department Phone.....	(479) 575-6533
Ticket Office Phone.....	(479) 575-5151

BAUM-WALKER STADIUM

Home Facility.....	Baum-Walker Stadium at George Cole Field
Capacity.....	11,121 (8,237 Chairbacks)
Largest Crowd (actual).....	12,167 vs. Missouri State (June 6, 2015)
Stadium Opening.....	April 13, 1996
Dedication.....	May 3, 1996
Field Dimensions.....	LL - 320, LC - 375, CF - 400, RC - 365, RL - 312
Surface.....	Grass

COACHES & SUPPORT STAFF

Head Coach.....	Dave Van Horn (Arkansas, 1988)
Record at Arkansas.....	840-441 (22 seasons, .656)
Overall Division I Record.....	1,160-598 (30 seasons, .660)
Overall as a Head Coach.....	1,425-681 (36 seasons, .677)
DI Postseason Appearances (Total/at Arkansas).....	23/19
College World Series Appearances (Total/at Arkansas).....	9/7
(Neb: 2001, 2002; Ark: 2004, 2009, 2012, 2015, 2018, 2019, 2022)	
Assistant Coach/Recruiting Coordinator.....	Nate Thompson (Dallas Baptist, 2006)
Assistant Coach.....	Matt Hobbs (Missouri, 2002)
Assistant Coach.....	Bobby Wernes (Arkansas, 2018)
Director of Baseball Operations.....	Clay Goodwin (Arkansas, 2005)
Director of Strength & Conditioning.....	Hunter Bell (Arkansas-Monticello, 2018)
Director of Video & Scouting.....	Zach Barr (Arkansas, 2017)
Director of Analytics.....	DJ Baxendale (Arkansas, 2019)
Athletic Trainer.....	Corey Wood (East Carolina, 2008)
Equipment Manager.....	Mark Taylor (Ouachita Baptist, 1988)
Graduate Manager.....	John McElroy
Student Managers.....	Ryan Cleinmark, Bryson Halford, Owen Hoover, Zane Ramey, Matthew Schluterman, Matt Wheeler
Sports Information Director.....	Oliver Grigg (Tulane, 2017)
Sports Nutritionist.....	Lauren Lyons (Saint Louis, 2017)
Sport Administrator.....	Kevin Trainor (Arkansas, 1994)
Administrative Assistant.....	Kelly Moore (Arkansas, 2004)

HISTORY

First Year of Arkansas Baseball.....	1897
Years of Varsity Baseball at Arkansas.....	102
(1897, 1901-03, 05, 08-16, 19-20, 22-29, 47-2024)	
All-Time Program Record.....	2,393-1,461-6 (.621)
All-Time Conference Record/Years.....	SEC: 477-423 (.530)/31
SWC: 249-190 (.567)/23	
Combined: 726-613 (.542)/54	
Conference Titles/Years.....	SEC Overall: 4/1999, 2004, 2021, 2023
SEC Western Division: 8/1999, 2004, 2007, 2011, 2018, 2019, 2021, 2023	
SWC: 2/1989, 1990	
Conference Tournament Record/Years.....	SEC: 40-45 (.471)/27
SWC: 18-25 (.419)/14	
Combined: 58-70 (.453)/41	
Conference Tournament Titles/Years.....	SEC: 1/2021
SWC: 1/1985	
NCAA Postseason Appearances.....	34
(1973, 79-80, 83, 85-90, 95-96, 98-99, 2002-15, 2017-19, 2021-23)	
NCAA Postseason Record.....	102-77 (.570)
College World Series Appearances.....	11
(1979, 1985, 1987, 1989, 2004, 2009, 2012, 2015, 2018, 2019, 2022)	
College World Series Record.....	18-22 (.450)
NCAA Super Regional Appearances.....	10
(2002, 2004, 2009, 2010, 2012, 2015, 2018, 2019, 2021, 2022)	
NCAA Super Regional Record.....	16-10 (.615)
NCAA Regional Appearances.....	33
NCAA Regional Record.....	68-45 (.602)
Overall NCAA Regional Hosts.....	10 (1999, 2004, 2006, 2007, 2010, 2017, 2018, 2019, 2021, 2023)
Best NCAA Finish.....	1979 and 2018 National Runner-Up

TEAM INFORMATION

2023 Overall Record.....	43-18
Home.....	32-6
Away.....	7-9
Neutral.....	4-3
SEC Record.....	20-10
SEC Finish.....	T-1st Overall
SEC Tournament.....	T-3rd
Postseason.....	NCAA Regional
Lettermen Returning/Lost.....	20/13
Position Starters (including DH) Returning/Lost.....	3/6
Pitchers Returning/Lost.....	11/5
Newcomers/Redshirts.....	22/1
Captains.....	OF Kendall Diggs, LHP Hagen Smith, INF Peyton Stovall

TOP RETURNING POSITION PLAYERS

Kendall Diggs	OF	Jr.	.299/.436/.547, 51 R, 12 2B, 1 3B, 12 HR, 63 RBI, 1 SB
Peyton Holt	INF/OF	Sr.	.392/.489/.581, 24 R, 4 2B, 2 3B, 2 HR, 17 RBI, 6 SB
Ben McLaughlin	INF	Sr.	.346/.442/.487, 12 R, 3 2B, 1 3B, 2 HR, 14 RBI
Peyton Stovall	INF	Jr.	.253/.330/.393, 30 R, 4 2B, 1 3B, 5 HR, 31 RBI, 3 SB

TOP RETURNING PITCHERS

Will McEntire	RHP	R-Sr.	8-3, 5.07 ERA, 87.0 IP, 83 SO, 2 SV
Hagen Smith	LHP	Jr.	8-2, 3.64 ERA, 71.2 IP, 109 SO, 2 SV
Brady Tygart	RHP	Jr.	3-1, 3.20 ERA, 25.1 IP, 31 SO, 1 SV
Gage Wood	RHP	So.	2-0, 4.80 ERA, 30.0 IP, 42 SO, 5 SV

TOP NEWCOMERS

Wehiwa Aloy	INF	So.	Wailuku, Hawai'i (Sacramento State)
Hunter Dietz	LHP	Fr.	Trinity, Fla. (Calvary Christian HS)
Colin Fisher	LHP	Fr.	Noble, Okla. (Noble HS)
Gabe Gaeckle	RHP	Fr.	Aptos, Calif. (Aptos HS)
Ryder Helfrick	C	Fr.	Discovery Bay, Calif. (Clayton Valley Charter HS)
Mason Molina	LHP	Jr.	Rancho Santa Margarita, Calif. (Texas Tech)
Nolan Souza	INF	Fr.	Honolulu, Hawai'i (Punahou School)
Jack Wagner	INF/OF	Grad.	Wichita, Kan. (Tarleton State)
Hudson White	C	Jr.	Keller, Texas (Texas Tech)
Ty Wilmsmeyer	OF	Grad.	Springfield, Mo. (Missouri)



Arkansas ace **Hagen Smith**, one of the Hogs' three team captains, went 8-2 with a 3.64 ERA, a team-leading 109 strikeouts and two saves in 71 2/3 innings of work as a sophomore in 2023.



Baseball America

Preseason

1. Wake Forest
2. LSU
3. **Arkansas**
4. Florida
5. Oregon State
6. TCU
7. Vanderbilt
8. Tennessee
9. Clemson
10. Virginia
11. Texas A&M
12. South Carolina
13. Texas
14. East Carolina
15. Stanford
16. Duke
17. North Carolina
18. Texas Tech
19. Coastal Carolina
20. Iowa
21. Oklahoma State
22. NC State
23. Auburn
24. Northeastern
25. UC Irvine

D1Baseball

Preseason

1. Wake Forest
2. Florida
3. **Arkansas**
4. LSU
5. TCU
6. Vanderbilt
7. Oregon State
8. Texas A&M
9. Tennessee
10. Clemson
11. East Carolina
12. Duke
13. NC State
14. Virginia
15. North Carolina
16. Texas
17. UC Santa Barbara
18. Coastal Carolina
19. Alabama
20. Iowa
21. Texas Tech
22. UCLA
23. Northeastern
24. Kansas State
25. South Carolina

Perfect Game

Preseason

1. Wake Forest
2. **Arkansas**
3. LSU
4. Florida
5. TCU
6. Vanderbilt
7. Texas A&M
8. Texas
9. Oregon State
10. Virginia
11. Tennessee
12. Stanford
13. South Carolina
14. North Carolina
15. Auburn
16. Iowa
17. East Carolina
18. UCLA
19. NC State
20. Kansas State
21. Clemson
22. Oklahoma State
23. Duke
24. UC Santa Barbara
25. Coastal Carolina

USA Today Coaches

Preseason

1. Wake Forest
2. LSU
3. Florida
4. **Arkansas**
5. TCU
6. Vanderbilt
7. Oregon State
8. Tennessee
9. Clemson
10. Texas A&M
11. Virginia
12. East Carolina
13. Texas
14. Duke
15. North Carolina
16. NC State
17. Alabama
18. UC Santa Barbara
18. Coastal Carolina
20. Iowa
21. South Carolina
22. Texas Tech
23. Stanford
24. UCLA
25. Northeastern

NCBWA

Preseason

1. Wake Forest
2. LSU
3. Florida
4. **Arkansas**
5. Tennessee
6. TCU
7. Vanderbilt
8. Oregon State
9. Texas
10. Texas A&M
11. Virginia
12. Clemson
13. East Carolina
14. Duke
15. South Carolina
16. North Carolina
17. Stanford
18. NC State
19. Coastal Carolina
20. Texas Tech
21. Iowa
22. UCLA
23. Alabama
24. UC Santa Barbara
25. Auburn
26. Oral Roberts
27. Kansas State
28. Northeastern
29. Oklahoma State
30. Southern Miss

ARKANSAS IN THE POLLS

	BA	D1Baseball	PG	USA Today	NCBWA
Preseason	3	3	2	4	4
Feb. 19.....					
Feb. 26.....					
March 4.....					
March 11.....					
March 18.....					
March 25.....					
April 1.....					
April 8.....					
April 15.....					
April 22.....					
April 29.....					
May 6.....					
May 13.....					
May 20.....					
May 27.....					
June 4.....					
June 11.....					
Final					
BA - Baseball America					
D1 - D1Baseball.com					
PG - Perfect Game					
USA TODAY - USA Today Coaches Poll					
NCBWA - National Collegiate Baseball Writers Association					



||| HEAD COACH DAVE VAN HORN

DAVE
VAN HORN

COACH

OF THE YEAR

2004 • 2021 • 2023



Dave Van Horn, the three-time SEC Coach of the Year, is in his 22nd season at the helm of the Arkansas baseball program.

In his time as Head Hog, Van Horn has elevated Arkansas into one of the nation's premier teams. Van Horn has led the Razorbacks to seven College World Series appearances, 19 NCAA Tournament berths, three SEC overall titles, seven SEC Western Division championships, one SEC Tournament title and a total of 840 wins, including 333 SEC victories.

Since returning to his alma mater to take over for retiring legendary Arkansas head baseball coach Norm DeBriyn, Van Horn has continued to successfully field nationally competitive teams while also grooming two Golden Spikes Award and Dick Howser Trophy winners in outfielder Andrew Benintendi (2015) and pitcher Kevin Kopps (2021) as well as numerous All-Americans, all-conference performers and future professional baseball players. Under his guidance, 32 Razorbacks have earned All-America honors, 46 have garnered All-SEC recognition and 136 have heard their names called in the Major League Baseball draft.

The second-winningest coach in Arkansas history, Van Horn has led the Razorbacks to 840 wins, including 333 SEC victories, entering the 2024 season. He is one of only five head coaches in college baseball history, along with Ron Polk, Mike Bianco, Skip Bertman and Tim Corbin, with 300 or more SEC wins in their career.

Including his years at Nebraska, Northwestern State and Central Missouri State, Van Horn's 1,211 wins at four-year institutions rank sixth-most among all active Division I head coaches. Including his 214 wins at Texarkana Community College, Van Horn's 1,425 overall wins are the most among all active Division I head coaches.

HOGS VS. 2024 OPPONENTS UNDER DVH

	W-L	Home	Away	Neutral
Alabama	37-29	21-9	14-16	2-4
Arkansas State	3-0	3-0	0-0	0-0
Auburn	39-23	20-10	17-13	2-0
Florida	29-23	13-5	10-14	6-4
Georgia	24-20	14-7	9-11	1-2
Grambling	10-0	10-0	0-0	0-0
James Madison	1-0	1-0	0-0	0-0
Kentucky	29-13	16-5	13-8	0-0
Little Rock	4-2	4-2	0-0	0-0
LSU	27-44	14-16	11-19	2-9
McNeese State	5-1	3-1	2-0	0-0
Michigan	0-0	0-0	0-0	0-0
Mississippi State	36-28	18-12	16-14	2-2
Missouri	14-4	7-2	7-2	0-0
Missouri State	20-11	12-8	8-3	0-0
Murray State	3-0	3-0	0-0	0-0
Oklahoma State	8-7	2-3	4-3	2-1
Ole Miss	34-43	14-19	13-17	7-7
Omaha	2-0	2-0	0-0	0-0
Oral Roberts	16-6	10-3	5-3	1-0
Oregon State	1-2	0-0	0-0	1-2
San Jose State	0-0	0-0	0-0	0-0
South Carolina	30-22	14-9	12-10	4-3
Texas A&M	22-15	13-5	7-9	2-1
Texas Tech	5-1	1-0	0-0	4-1
UAPB	5-0	5-0	0-0	0-0
UCA	4-0	3-0	0-0	1-0

PERSONAL

Born: Sept. 17, 1960
Hometown: Kansas City, Mo.
Alma Mater: Arkansas (1988)
Masters of Science: East Texas State (1992)
Wife: Karen
Children: Hollan, Mariel
Named Head Coach at Arkansas: June 21, 2002

PLAYING HISTORY

1982-84 Atlanta Braves Organization
1982 MLB Draft: 10th Round (Atlanta Braves)
1982 Arkansas
1981 MLB Draft: 10th Round (Chicago White Sox)
1980-81 McLennan Community College

COACHING HONORS

2023 SEC Coach of the Year
2021 SEC Coach of the Year
2004 SEC Coach of the Year
2001 Baseball America National Coach of the Year
2001 BIG 12 Coach of the Year
2001 ABCA Midwest Region Coach of the Year
2000 ABCA Midwest Region Coach of the Year
1997 Southland Coach of the Year
1995 Southland Coach of the Year
1994 NCAA Division II Coach of the Year
1994 ABCA Central Region Coach of the Year

HALL OF FAME

2019 Arkansas Sports Hall of Fame
2013 Winnetonka High School Hall of Fame
2012 Ban Johnson League Hall of Fame
2001 Central Missouri State Hall of Fame


VAN HORN'S CAREER NUMBERS

Year	School	Record	Pct.	Conf.	Place	Conf. Tourn.	NCAA
1989	Texarkana CC	39-18	.684	N/A	N/A	N/A	--
1990	Texarkana CC	44-14	.759	N/A	N/A	N/A	--
1991	Texarkana CC	45-12	.789	N/A	N/A	N/A	--
1992	Texarkana CC	48-10	.827	N/A	1st	N/A	--
1993	Texarkana CC	38-18	.678	N/A	N/A	N/A	--
	Total	214-72	.748	--	--	--	--
1994	Central Missouri St.	51-11	.823	15-1	1st (Div.)	1st (4-1)	NCAA DII Champs
	Total	51-11	.823	15-1	--	1 (4-1)	--
1995	Northwestern St.	37-15	.711	19-5	1st	DNP (0-2)	--
1996	Northwestern St.	34-27	.557	14-16	2nd (Div.)	2nd (3-2)	--
1997	Northwestern St.	35-23	.603	19-9	1st	DNP (0-2)	--
	Total	106-65	.620	52-30	--	3 (3-6)	--
1998	Nebraska	24-20	.545	10-13	7th	DNQ	DNQ
1999	Nebraska	42-18	.700	16-9	5th	1st (4-0)	NCAA (1-2)
2000	Nebraska	51-17	.750	21-9	2nd	1st (5-1)	NCAA (4-2)
2001	Nebraska	50-16	.758	20-8	1st	1st (4-0)	CWS (5-2)
2002	Nebraska	47-21	.691	16-11	2nd	2nd (3-1)	CWS (5-3)
	Total	214-92	.699	67-39	--	4 (16-2)	4 (15-9)
2003	Arkansas	35-22	.612	14-16	6th West	T-7th (0-2)	NCAA (1-2)
2004	Arkansas	45-24	.652	19-11	T-1st Overall	4th (2-2)	CWS (6-3)
2005	Arkansas	39-22	.636	13-17	T-5th West	T-7th (0-2)	NCAA (2-2)
2006	Arkansas	39-21	.650	18-12	2nd West	T-7th (0-2)	NCAA (1-2)
2007	Arkansas	43-21	.672	18-12	1st West	2nd (3-1)	NCAA (2-2)
2008	Arkansas	34-24	.586	14-15	4th West	DNQ	NCAA (0-2)
2009	Arkansas	41-24	.631	14-15	4th West	4th (2-2)	CWS (7-2)
2010	Arkansas	43-21	.672	18-12	2nd West	T-7th (0-2)	NCAA (3-3)
2011	Arkansas	40-22	.645	15-15	1st West	T-3rd (2-2)	NCAA (2-2)
2012	Arkansas	46-22	.676	16-14	T-2nd West	T-9th (0-2)	CWS (7-3)
2013	Arkansas	39-22	.639	18-11	2nd West	T-3rd (2-1)	NCAA (2-2)
2014	Arkansas	40-25	.615	16-14	4th West	T-3rd (3-2)	NCAA (2-2)
2015	Arkansas	40-25	.615	17-12	3rd West	T-5th (2-2)	CWS (5-3)
2016	Arkansas	26-29	.473	7-23	7th West	DNQ	DNQ
2017	Arkansas	45-19	.703	18-11	2nd West	2nd (3-2)	NCAA (3-2)
2018	Arkansas	48-21	.696	18-12	T-1st West	T-3rd (2-1)	CWS Runner-Up (9-3)
2019	Arkansas	46-20	.697	20-10	T-1st West	T-5th (1-2)	CWS (5-3)
2020	Arkansas	11-5	.688	0-0	--	--	--
2021	Arkansas	50-13	.794	22-8	1st Overall	1st (4-0)	NCAA (4-3)
2022	Arkansas	46-21	.687	18-12	2nd West	T-7th (0-2)	CWS (8-3)
2023	Arkansas	43-18	.705	20-10	T-1st Overall	T-3rd (2-1)	NCAA (2-2)
2024	Arkansas	1-0	1.000	--	--	--	--
	Total	840-441	.656	333-262	--	18 (28-30)	19 (71-46)
Career Totals		1,425-681	.677	467-332	--	51-39 (.567)	86-55 (.610)

A ||| THE ARKANSAS RAZORBACKS



TY WILMSMEYER
Grad. • 6-2 • 185 • R/R
OF • Springfield, Mo.



NOLAN SOUZA
Fr. • 6-3 • 220 • L/R
INF • Honolulu, Hawai'i




JACK WAGNER
Grad. • 6-0 • 210 • R/R
INF/OF • Wichita, Kan.



KENDALL DIGGS
Jr. • 6-0 • 210 • L/R
OF • Olathe, Kan.




BEN McLAUGHLIN
Sr. • 6-3 • 200 • L/R
INF • Golden, Colo.




HUDSON WHITE
Jr. • 6-1 • 200 • R/R
C • Keller, Texas




WEHIWA ALOY
So. • 6-2 • 200 • R/R
INF • Wailuku, Hawai'i



PEYTON STOVALL
Jr. • 5-11 • 200 • L/R
INF • Haughton, La.



JAEWOO CHO
Fr. • 6-3 • 220 • R/R
RHP • Seoul, South Korea



JARED SPRAGUE-LOTT
Sr. • 6-0 • 195 • R/R
INF • Philadelphia, Pa.




JAYSON JONES
So. • 6-2 • 215 • R/R
INF/OF • Savannah, Texas




ROSS LOVICH
Sr. • 6-0 • 185 • L/L
OF • Overland Park, Kan.




HUDSON POLK
Sr. • 6-1 • 210 • R/R
C • Coppell, Texas



HUNTER GRIMES
R-Sr. • 6-1 • 185 • R/R
OF • Kerrville, Texas



REESE ROBINETT
So. • 6-3 • 220 • L/R
INF • Kennett, Mo.



WILL EDMUNSEN
Jr. • 6-1 • 195 • R/R
OF • Luther, Okla.



GABE GAECKLE
Fr. • 6-0 • 195 • R/R
RHP • Aptos, Calif.



MASON MOLINA
Jr. • 6-2 • 230 • R/L
LHP • Rancho Santa Margarita, Calif.




TY WAID
Fr. • 6-2 • 225 • R/R
INF/OF • Texarkana, Ark.




PEYTON HOLT
Sr. • 5-10 • 205 • R/R
INF/OF • Greenwood, Ark.



BRADY TYGART
Jr. • 6-2 • 215 • R/R
RHP • Hernando, Miss.



TATE MCGUIRE
Fr. • 6-3 • 210 • R/R
RHP • Liberty, Mo.



RYDER HELFRICK
Fr. • 6-1 • 205 • R/R
C • Discovery Bay, Calif.



KOTY FRANK
Grad. • 6-2 • 225 • R/R
RHP • Tushka, Okla.



DYLAN CARTER
R-Jr. • 6-2 • 225 • R/R
RHP • Bentonville, Ark.




HUNTER DIETZ
Fr. • 6-6 • 230 • R/L
LHP • Trinity, Fla.




HAGEN SMITH
Jr. • 6-3 • 225 • L/L
LHP • Bullard, Texas




DIEGO RAMOS
Fr. • 6-3 • 205 • S/R
RHP • Vian, Okla.




PARKER COIL
So. • 6-3 • 190 • R/L
LHP • Edmond, Okla.



JAKE FAHERTY
Jr. • 6-3 • 185 • R/R
RHP • Georgetown, Ky.




COLIN FISHER
Fr. • 6-3 • 225 • L/L
LHP • Noble, Okla.




TUCKER HOLLAND
Fr. • 6-6 • 235 • R/L
LHP • Fayetteville, N.C.



BEN BYBEE
So. • 6-6 • 235 • R/R
RHP • Overland Park, Kan.




WILL MCENTIRE
R-Sr. • 6-4 • 225 • L/R
RHP • Bryant, Ark.




KADE SMITH
Fr. • 6-0 • 200 • R/R
OF • Searcy, Ark.



PARKER ROWLAND
Sr. • 6-3 • 215 • S/R
C • Tulsa, Okla.



GAGE WOOD
So. • 6-0 • 205 • R/R
RHP • Batesville, Ark.



CHRISTIAN FOUTCH
So. • 6-3 • 230 • R/R
RHP • Littleton, Colo.



COOPER DOSSETT
So. • 6-0 • 200 • R/R
RHP • Springdale, Ark.



STONE HEWLETT
Sr. • 6-1 • 195 • L/L
LHP • Leawood, Kan.



JACK SMITH
Fr. • 6-4 • 225 • L/L
LHP • Moulton, Ala.




JOSH HYNEMAN
R-Fr. • 6-4 • 240 • R/R
RHP • Jonesboro, Ark.




ADAM HACHMAN
Fr. • 6-5 • 245 • L/L
LHP • Wentzville, Mo.




DAVE VAN HORN
Head Coach
22nd Season



NATE THOMPSON
Assistant Coach
7th Season



MATT HOBBS
Assistant Coach
6th Season



BOBBY WERNES
Assistant Coach
4th Season



CLAY GOODWIN
Director of Operations
17th Season



No.	Player	Pos.	Yr.	Ht.	Wt.	B/T	Hometown / High School / Previous School
1	Ty Wilmsmeyer	OF	Grad.	6-2	185	R/R	Springfield, Mo. / Glendale HS / Missouri
3	Nolan Souza	INF	Fr.	6-3	220	L/R	Honolulu, Hawaii / Punahou School
4	Jack Wagner	INF/OF	Grad.	6-0	210	R/R	Wichita, Kan. / Maize South HS / Kansas / Tarleton State
5	Kendall Diggs	OF	Jr.	6-0	210	L/R	Olathe, Kan. / Saint Thomas Aquinas HS
6	Ben McLaughlin	INF	Sr.	6-3	210	L/R	Golden, Colo. / Golden HS / Hutchinson CC
8	Hudson White	C	Jr.	6-1	200	R/R	Keller, Texas / Byron Nelson HS / Texas Tech
9	Wehiwa Aloy	INF	So.	6-2	200	R/R	Wailuku, Hawaii / H.P. Baldwin HS / Sacramento State
10	Peyton Stovall	INF	Jr.	5-11	200	L/R	Haughton, La. / Haughton HS
11	Jaewoo Cho	RHP	Fr.	6-3	220	R/R	Seoul, South Korea / IMG Academy
12	Jared Sprague-Lott	INF	Sr.	6-0	195	R/R	Philadelphia, Pa. / Springside Chestnut Hill Academy / Richmond
13	Jayson Jones	INF/OF	So.	6-2	215	R/R	Savannah, Texas / Braswell HS
14	Ross Lovich	OF	Sr.	6-0	185	L/L	Overland Park, Kan. / Blue Valley West HS / Missouri
16	Hudson Polk	C	Sr.	6-1	210	R/R	Coppell, Texas / Coppell HS / Oklahoma
17	Hunter Grimes	OF	R-Sr.	6-1	185	R/R	Kerrville, Texas / Tivy HS / UTSA / McLennan CC
18	Reese Robinett	INF	So.	6-3	220	L/R	Kennett, Mo. / Kennett HS
19	Will Edmunson	OF	Jr.	6-1	195	R/R	Luther, Okla. / Homeschool / Hutchinson CC
20	Gabe Gaeckle	RHP	Fr.	6-0	195	R/R	Aptos, Calif. / Aptos HS
21	Mason Molina	LHP	Jr.	6-2	230	R/L	Rancho Santa Margarita, Calif. / Trabuco Hills HS / Texas Tech
22	Ty Waid	INF/OF	Fr.	6-2	225	R/R	Texarkana, Ark. / Arkansas HS
24	Peyton Holt	INF/OF	Sr.	5-10	205	R/R	Greenwood, Ark. / Greenwood HS / Crowder College
25	Brady Tygart	RHP	Jr.	6-2	215	R/R	Hernando, Miss. / Lewisburg HS
26	Tate McGuire	RHP	Fr.	6-3	210	R/R	Liberty, Mo. / Liberty North HS
27	Ryder Helfrick	C	Fr.	6-1	205	R/R	Discovery Bay, Calif. / Clayton Valley Charter HS
28	Koty Frank	RHP	Grad.	6-2	225	R/R	Tushka, Okla. / Tushka HS / Eastern Oklahoma State College / Nebraska
31	Dylan Carter	RHP	R-Jr.	6-2	225	R/R	Bentonville, Ark. / Bentonville West HS / Crowder College
32	Hunter Dietz	LHP	Fr.	6-6	230	R/L	Trinity, Fla. / Calvary Christian HS
33	Hagen Smith	LHP	Jr.	6-3	225	L/L	Bullard, Texas / Bullard HS
34	Diego Ramos	RHP	Fr.	6-3	205	S/R	Vian, Okla. / Vian HS
36	Parker Coil	LHP	So.	6-3	190	R/L	Edmond, Okla. / Edmond Memorial HS
37	Jake Faherty	RHP	Jr.	6-3	185	R/R	Georgetown, Ky. / Great Crossing HS
38	Colin Fisher	LHP	Fr.	6-3	225	L/L	Noble, Okla. / Noble HS
39	Tucker Holland	LHP	Fr.	6-6	235	R/L	Fayetteville, N.C. / The Burlington School
40	Ben Bybee	RHP	So.	6-6	235	R/R	Overland Park, Kan. / Blue Valley Southwest HS
41	Will McEntire	RHP	R-Sr.	6-4	225	L/R	Bryant, Ark. / Bryant HS
43	Kade Smith	OF	Fr.	6-0	200	R/R	Searcy, Ark. / Harding Academy
44	Parker Rowland	C	Sr.	6-3	215	S/R	Tulsa, Okla. / Bishop Kelley HS / Arkansas State / Eastern Oklahoma State College
45	Gage Wood	RHP	So.	6-0	205	R/R	Batesville, Ark. / Batesville HS
46	Christian Foutch	RHP	So.	6-3	230	R/R	Littleton, Colo. / Chatfield Senior HS
48	Cooper Dossett	RHP	So.	6-0	200	R/R	Springdale, Ark. / Har-Ber HS
49	Stone Hewlett	LHP	Sr.	6-1	195	L/L	Leawood, Kan. / Rockhurst HS / Kansas
51	Jack Smith	LHP	Fr.	6-4	225	L/L	Moulton, Ala. / Hartselle HS
55	Josh Hyneman	RHP	R-Fr.	6-4	240	R/R	Jonesboro, Ark. / Jonesboro HS
61	Adam Hachman	LHP	Fr.	6-5	245	L/L	Wentzville, Mo. / Timberland HS

Coaches & Support Staff

Head Coach:	2 Dave Van Horn, 22nd Season (Arkansas, 1988)
Assistant Coach:	30 Nate Thompson, 7th Season (Dallas Baptist, 2006)
Assistant Coach:	47 Matt Hobbs, 6th Season (Missouri, 2002)
Assistant Coach:	7 Bobby Wernes, 4th Season (Arkansas, 2016)
Director of Operations:	Clay Goodwin, 17th Season (Arkansas, 2005)
Director of Strength & Conditioning:	Hunter Bell, 2nd Season (Arkansas-Monticello, 2018)
Director of Video & Scouting:	Zach Barr, 7th Season (Arkansas, 2017)
Director of Baseball Analytics:	DJ Baxendale, 5th Season (Arkansas, 2019)
Athletic Trainer:	Corey Wood, 13th Season (East Carolina, 2008)
Equipment Manager:	Mark Taylor, 33rd Season (Ouachita Baptist, 1988)
Graduate Manager:	John McElroy
Student Managers:	Ryan Cleinmark, Bryson Halford, Owen Hoover, Zane Ramey, Matthew Schluterman, Matt Wheeler
Sports Information Director:	Oliver Grigg, 4th Season (Tulane, 2017)
Academics Director:	Jonathan Burgess, 3rd Season (Central Arkansas, 2015)
Sports Nutritionist:	Lauren Lyons, 6th Season (Saint Louis, 2017)
Sport Administrator:	Kevin Trainor, 14th Season (Arkansas, 1994)
Administrative Assistant:	Kelly Moore, 21st Season (Arkansas, 2004)

Pronunciation Guide

Wehiwa Aloyveh-hee-vuh ah-loy
Hunter Dietzdeets
Cooper Dossettdah-set
Koty Frankcody
Gabe Gaecklegack-uhl
Adam Hachmanhack-mann
Ross Lovichlow-vitch
Nolan Souzasue-zuh
Jared Sprague-Lottsprayg
Brady Tygartty-gurt
Bobby Werneswer-niss
Ty Wilmsmeyerwilms-meyer



THE STARTERS

#8 HUDSON WHITE **C** **2023: .296/.397/.550**

Transfer from Texas Tech ... In 2023, played in 49 games with 44 starts ... Slashed .296/.397/.550 with 11 home runs and 49 RBI on the year ... Scored 39 runs ... Tallied 50 base hits, including 10 doubles ... Drew 27 walks and was hit by four pitches ... 2-for-3 in stolen base attempts ... Recorded 10 multi-RBI games, including four games with two RBI, three games with three RBI, and three games with five or more RBI.

#6 BEN McLAUGHLIN **1B** **2023: .346/.442/.487**

In 2023, played in 28 games with 21 starts, slashing .346/.442/.487 with two homers and 14 runs batted in ... Scored 12 runs on the year ... Racked up 27 hits, including three doubles and one triple ... Drew 11 walks and was hit by four pitches ... Eight multi-hit games, including one three-hit game, and three multi-RBI games ... Season-long seven-game hitting streak and 18-game reached base streak ... In SEC play, slashed .333/.460/.510 with two home runs and nine RBI over 16 games.

#24 PEYTON HOLT **2B** **2023: .392/.489/.581**

In 2023, played in 31 games with 19 starts ... Slashed .392/.489/.581 with two home runs and 17 RBI over 74 at-bats ... Scored 24 runs ... Totaled 29 base hits, including four doubles and two triples ... Drew nine walks and was hit by five pitches on the year ... Perfect 6-for-6 in stolen base attempts ... 10 multiple hit games and four multiple RBI games ... Season-long 10-game hitting streak and 13-game reached base streak ... In SEC play, played in 13 games with nine starts ... Slashed a jaw-dropping .441/.513/.647 with one home run and eight RBI over 34 at-bats against conference opponents ... Had 15 hits, including four doubles, and scored nine runs.

#12 JARED SPRAGUE-LOTT **3B** **2023: .314/.440/.582**

Transfer from Richmond ... In 2023, started all 53 games played in ... Slashed .314/.440/.582 with a team-leading 13 home runs and 43 RBI ... Scored a team-high 60 runs on the year ... Tallied 61 hits, including 13 doubles ... Drew 44 walks and was hit by four pitches ... Added three stolen bases ... In Atlantic 10 play, slashed .348/.492/.630 with six home runs and 19 RBI ... Team-leading 34 runs scored against conference opponents ... Had 32 hits, including eight doubles, and drew 24 walks compared to just 14 strikeouts.

#9 WEHIWA ALOY **SS** **2023: .376/.427/.662**

Transfer from Sacramento State ... In 2023, was a consensus Freshman All-American ... Played in all 56 games with 55 starts as a true freshman ... Slashed .376/.427/.662 on the season with 69 runs scored, 88 hits, 15 doubles, five triples, 14 home runs and 46 RBI ... Posted a 1.089 OPS for the year ... One of three native-born Hawaiian student-athletes in Arkansas baseball history, including INF Rick Nomura (2015-16) and INF Nolan Souza (2024-pres.).

#13 JAYSON JONES **LF** **2023: .196/.403/.370**

In 2023, played in 20 games with 13 starts as a true freshman ... Slashed .196/.403/.370 with two home runs and six RBI ... Scored 12 runs ... Totaled nine base hits, including a pair of doubles ... Drew 14 walks and was hit by two pitches ... 2-for-2 in stolen base attempts on the year ... Two multi-hit games and two multi-RBI games ... Season-long four-game hitting streak ... Season-long four-game reached base streak.

#1 TY WILMSMEYER **CF** **2023: .311/.380/.482**

Transfer from Missouri ... In 2023, started all 54 games in center field ... Slashed .311/.380/.482 with seven home runs and 25 RBI during the season ... Tied for the team lead in batting average (.311) ... Team leader in stolen bases, finishing 21-for-24 in attempts ... Scored 40 runs on the year ... Totaled 60 hits, including 10 doubles and one triple ... Ranked second on the Tigers in hits (60) and doubles (10).

#5 KENDALL DIGGS **RF** **2023: .299/.436/.547**

One of the Hogs' three team captains ... In 2023, played in 58 games with 57 starts ... Slashed .299/.436/.547 with 12 home runs and a team-high 63 RBI on the year ... Finished as the team leader in RBI (63) ... Scored 51 runs, tied for second most on the Hogs ... Racked up the team's second-most hits (60), including 12 doubles and 1 triple ... Totaled 110 bases ... Drew a team-high 46 walks ... Plunked by six pitches ... Finished with 14 multi-hit games and a team-leading 17 multi-RBI games ... Season-long 13-game hitting streak ... Reached base in a team-leading 34 consecutive games ... In SEC play, posted a .291/.437/.495 slash line with four homers and a team-leading 33 RBI ... Drew a team-high 26 walks in conference action ... Named to the All-SEC Second Team at designated hitter/utility.

#4 JACK WAGNER **DH** **2023:**

Transfer from Tarleton State ... Played and started in 48 games ... Slashed .337/.451/.692 with a team-leading 15 home runs and a team-leading 56 RBI ... Led the Texans in triples (4), home runs (15), RBI (56), walks (28), on-base percentage (.451), slugging percentage (.692) and OPS (1.143) ... Totaled 58 hits on the year ... Had 14 multi-hit games and 13 multi-RBI games.

THE BENCH

#3 NOLAN SOUZA **INF** **FR.**

Attended Punahou High School in Honolulu, Hawai'i ... Also played for the Hawai'i Tigers, where he was coached by former Razorback infielder Rick Nomura ... Ranked by Perfect Game as the No. 56 overall prospect and the No. 19 shortstop in the class of 2023 ... Rated the No. 1 overall prospect and the No. 1 shortstop in Hawai'i by Perfect Game ... One of three native-born Hawaiian student-athletes in Arkansas baseball history, including INF Rick Nomura (2015-16) and INF Wehiwa Aloy (2024-pres.).

#10 PEYTON STOVALL **INF** **JR.**

One of the Hogs' three team captains ... Suffered a broken foot in a preseason scrimmage, which will sideline him for 4-6 weeks ... In 2023, started all 38 games played in at second base before suffering a season-ending injury ... Slashed .253/.330/.393 with five home runs and 31 runs batted in ... Scored 30 runs ... Racked up 38 hits, including four doubles and one triple.

#14 ROSS LOVICH **OF** **SR.**

Transfer from Missouri ... In 2023, played in 28 games with 27 starts in the outfield, missing a handful of games due to injury ... Slashed .306/.383/.541 with four home runs and 20 RBI on the year ... Scored 30 runs ... Tallied 30 hits, including nine doubles and one triple ... Drew eight walks and was hit by six pitches.

#16 HUDSON POLK **C** **SR.**

In 2023, played in 26 games with 19 starts ... Slashed .190/.342/.310 with two home runs and seven RBI ... Scored 10 runs ... Totaled 10 base hits, including one double, to go along with eight walks and six hit-by-pitches on the year ... One multi-hit game and two multi-RBI games ... Season-long two-game hitting streak and four-game reached base streak.

#17 HUNTER GRIMES **OF** **R-SR.**

In 2023, played 19 games with five games ... Slashed .185/.368/.148 (5-for-27) with seven RBI and a triple ... Scored nine runs ... Drew nine walks ... Credited with two sacrifice hits ... One multiple hit game and one multiple RBI game ... Season-long four-game hitting streak and eight-game reached base streak.

#18 REESE ROBINETT **INF** **SO.**

In 2023, played in 14 games with five starts as a true freshman ... Slashed .240/.269/.480 (6-for-25) with two home runs and seven RBI ... Scored seven runs on the year ... One multi-hit game and two multi-RBI games during the season ... Season-long three game-hitting streak and three-game reached base streak.

#19 WILL EDMUNSON **OF** **JR.**

Transfer from Hutchinson CC ... First Blue Dragon to be named Kansas Jayhawk Community College Conference West MVP since 2019 ... Played in 58 games, slashing a team-leading .454/.534/.741 with 11 home runs and 51 RBI over 205 at-bats ... First Blue Dragon to win the Jayhawk Conference batting title since 2017 ... Totaled 93 hits, including 18 doubles and four triples ... Scored 78 runs.

#22 TY WAID **INF/OF** **FR.**

Attended Arkansas High School in Texarkana, Ark. ... Ranked by Perfect Game as the No. 80 overall prospect and the No. 7 catcher in the class of 2023 ... Rated the No. 1 overall prospect and the No. 1 catcher in Arkansas by Perfect Game ... Ranked by Prep Baseball Report as the No. 423 overall prospect and the No. 24 third baseman in the class of 2023.

#27 RYDER HELFRICK **C** **FR.**

Attended Clayton Valley Charter High School in Concord, Calif. ... Ranked by Perfect Game as the No. 33 overall prospect and the No. 3 catcher in the class of 2023 ... Rated the No. 7 overall prospect and the No. 2 catcher in California by Perfect Game.

#44 PARKER ROWLAND **C** **SR.**

In 2023, played in 46 games with 42 starts ... Slashed .182/.293/.238 with two homers and 19 RBI on the year ... Scored 21 runs ... Totaled 26 hits, including a pair of doubles ... Drew 21 walks and was hit by two pitches ... Four multi-hit games and five multi-RBI games ... Season-long three-game hitting streak and four-game reached base streak.

ON THE MOUND

SATURDAY



#25 RHP BRADY TYGART

JR.

2023: 3-1, 3.20 ERA, 25.1 IP, 8 BB, 31 SO

Last Start: June 5, vs. Santa Clara (NCAA Regional), 5.2 IP, 3 H, 3 R, 2 ER, 3 BB, 6 SO

2023: College Baseball Foundation All-American ... Made 10 appearances, including six starts, on the mound ... Finished his sophomore season with a 3-1 record with a 3.20 ERA and 31 strikeouts in 25.1 innings ... Also logged one save ... Allowed just 11 runs (nine earned) and issued only eight walks all season ... Limited opposing hitters to .167 batting average ... In SEC play, made four appearances (all starts) on the mound and posted a 1-0 record with a 1.80 ERA in 10.0 innings ... Allowed just two runs while striking out 12 against conference opponents ... Held opposing hitters to a minuscule .094 batting average in SEC play ... Made his season debut in relief vs. Texas (Feb. 17) in the College Baseball Showdown at Globe Life Field in Arlington, Texas, striking out three over 1.2 scoreless innings of work to earn his one and only save of the year ... Threw two shutout innings in relief against Grambling (Feb. 21), racking up four strikeouts and earning his first win of the season along the way ... After missing time due to an injury, returned in a starting role against Texas A&M (April 28) and threw one scoreless inning ... Made his next start at Mississippi State (May 6), striking out one over two shutout frames to earn his second win ... Fanned four over three scoreless innings in a start against #6 South Carolina (May 13) ... Racked up a season-high seven strikeouts in a start at #12 Vanderbilt (May 19), working four innings of two-run ball ... In the SEC Tournament, started against Texas A&M (May 27) and struck out three over 3.1 innings ... In the NCAA Fayetteville Regional, started in an elimination game vs. Santa Clara (June 4) and tossed a season-long 5.2 innings with six strikeouts while allowing three runs (two earned) on three hits and three walks ... Before the season, named a preseason All-American by D1Baseball ... Also named to the preseason All-SEC First Team by the league's head coaches ... Earned a spot on the preseason watch list for the NCBWA Stopper of the Year Award.

PITCHER BREAKDOWN

	W-L-S	ERA	IP	H	R	ER	BB	SO
Starters	0-0-0	27.00	1.0	1	3	3	2	2
Relievers	1-0-1	1.12	8.0	4	1	1	1	10

THE HOG PEN

Pitcher	Last App.	IP	H	R	ER	BB	SO	HR	RI/S	---- Season Totals ----		
										RI/S	SV	Ret./1BF (BB)
Will McEntire	JMU (2/16)	5.2	3	1	1	1	6	0	0/0	0/0	0	1/1 (0)
Gage Wood	JMU (2/16)	2.1	1	0	0	0	4	0	1/0	1/0	1	1/1 (0)
TEAM TOTALS										1/0	1	2/2 (0)

Bullpen Notes: Arkansas relievers have recorded one multi-inning save this season ... Gage Wood, the Razorbacks' team leader in saves (1), has one multi-inning save: vs. JMU (Feb. 16).



Christian Foutch made 14 relief appearances on the mound as a true freshman in 2023, finishing with a 1-0 record, an 8.76 ERA and nine strikeouts in 12.1 innings of work.



Will McEntire made 21 appearances, including 10 starts on the mound, in 2023. The right-hander posted an 8-3 record with a 5.07 ERA and two saves in a team-leading 87.0 innings.



Gage Wood emerged as the Razorbacks' closer as a true freshman, appearing in 23 games and going 2-0 with a 4.80 ERA, 42 strikeouts and a team-high five saves in 30.0 innings.

RECORD RUNDOWN

Overall.....	1-0
vs. top-5 teams.....	0-0
vs. top-10 teams.....	0-0
vs. top-25 teams.....	0-0
vs. unranked teams.....	1-0
At home.....	1-0
On the road.....	0-0
At neutral sites.....	0-0
In day games.....	1-0
In night games.....	0-0
In extra innings.....	0-0
vs. teams over .500.....	0-0
vs. teams .500 or worse.....	0-0
vs. right-handed starter.....	1-0
vs. left-handed starter.....	0-0
vs. both-handed starter.....	0-0
When starter receives decision.....	0-0
When reliever receives decision.....	1-0
When starter goes 5+ innings.....	0-0
When starter goes less than 5 innings.....	1-0
When scoring first.....	0-0
When scoring in 1st inning.....	1-0
When opponent scores first.....	1-0
When leading after 6 innings.....	1-0
When trailing after 6 innings.....	0-0
When tied after 6 innings.....	0-0
When leading after 7 innings.....	1-0
When trailing after 7 innings.....	0-0
When tied after 7 innings.....	0-0
When leading after 8 innings.....	1-0
When trailing after 8 innings.....	0-0
When tied after 8 innings.....	0-0
In one-run games.....	0-0
In two-run games.....	1-0
In five-run or more games.....	0-0
In run-rule games.....	0-0
Weekend series W-L-T.....	0-0
Weekend series sweeps/times swept.....	0/0
When scoring 10+ runs.....	0-0
Shutouts/times shut out.....	0-0
When opponent scores 5 runs or less.....	1-0
When opponent scores 6 runs or more.....	0-0
When collecting 0-3 hits.....	0-0
When collecting 4-6 hits.....	0-0
When collecting 7-9 hits.....	1-0
When collecting 10-12 hits.....	0-0
When collecting 13+ hits.....	0-0
When out-hitting opponent.....	1-0
When out-hit by opponent.....	0-0
When hits are equal.....	0-0
When hitting a home run.....	1-0
When opponent hits a home run.....	1-0
When errorless.....	1-0
When committing one error.....	0-0
When committing 2 errors.....	0-0
When committing 3+ errors.....	0-0
When opponent is errorless.....	1-0
vs. SEC opponents.....	0-0
vs. SEC East opponents.....	0-0
vs. SEC West opponents.....	0-0
vs. non-conference opponents.....	1-0
In midweek games.....	0-0
In rubber games.....	0-0
Game 1 of weekend series.....	1-0
Game 2 of weekend series.....	0-0
Game 3 of weekend series.....	0-0
Game 4 of weekend series.....	0-0
In February.....	1-0
In March.....	0-0
In April.....	0-0
In May.....	0-0
In June.....	0-0

MULTI-HIT GAMES

Name	2	3	4	5+	Total
Jared Sprague-Lott	1	--	--	--	1
Kendall Diggs	1	--	--	--	1
TEAM	2	--	--	--	2

CAREER MULTI-HIT GAMES

Name	'19	'20	'21	'22	'23	'24	Total
Jared Sprague-Lott	-	-	10	17	20	1	48
Wehiwa Aloy	-	-	-	-	30	-	30
Ty Wilmsmeyer	-	-	2	14	20	-	36
Peyton Stovall	-	-	-	18	10	-	28
Hudson White	-	-	-	14	12	-	26
Jack Wagner	3	2	6	-	14	-	25
Kendall Diggs	-	-	-	2	14	1	17
Ross Lovich	-	-	1	9	7	-	17
Peyton Holt	-	-	-	-	10	-	10
Ben McLaughlin	-	-	-	-	8	-	8
Hunter Grimes	6	-	-	-	1	-	7
Parker Rowland	-	-	2	-	4	-	6
Jayson Jones	-	-	-	-	2	-	2
Hudson Polk	-	-	-	1	1	-	2
Reese Robinett	-	-	-	-	1	-	1

MULTI-RBI GAMES

Name	2	3	4	5+	Total
Jared Sprague-Lott	1	--	--	--	1
TEAM	1	--	--	--	1

HITTING STREAKS

Name	Longest	Current
Kendall Diggs	1	1
Ty Wilmsmeyer	1	1
Hudson White	1	1
Jared Sprague-Lott	1	1
Jack Wagner	1	1
Peyton Holt	1	1
Ben McLaughlin	1	1

REACHED BASE STREAKS

Name	Longest	Current
Wehiwa Aloy	1	1
Ty Wilmsmeyer	1	1
Kendall Diggs	1	1
Ben McLaughlin	1	1
Peyton Holt	1	1
Jack Wagner	1	1
Jared Sprague-Lott	1	1
Hudson White	1	1

CAREER HOME RUNS

Name	Solo	2R	3R	GS	Total
Jared Sprague-Lott	11	8	3	-	22
Hudson White	9	5	3	1	18
Jack Wagner	5	9	3	-	17
Kendall Diggs	4	3	6	2	15
Wehiwa Aloy	10	3	1	-	14
Ty Wilmsmeyer	4	3	3	-	10
Ross Lovich	8	1	-	-	9
Peyton Stovall	4	4	-	1	9
Hunter Grimes	4	-	-	-	4
Hudson Polk	1	2	-	-	3
Peyton Holt	1	-	1	-	2
Jayson Jones	1	1	-	-	2
Ben McLaughlin	1	1	-	-	2
Reese Robinett	1	-	1	-	2

HOME RUN BREAKDOWN

Total.....	2
at Baum-Walker Stadium.....	2
on the Road.....	0
Neutral Site.....	0
vs. RHP.....	2
vs. LHP.....	0
w/ 0 Outs.....	1
w/ 1 Out.....	1
w/ 2 Outs.....	0
Solo.....	2
Two-Run.....	0
Three-Run.....	0
Grand Slam.....	0
Leadoff.....	1
Back-To-Back.....	0
Pinch-Hit.....	0
Walk-Off.....	0
Before 7th Inning.....	2
7th Inning and Beyond.....	0
Current Streak of Consecutive Games with HR.....	1
Longest Streak of Consecutive Games with HR.....	1
Opponent HR Total.....	1
Last HR Given Up.....	3R
Longest Stretch without HR Allowed.....	0
Current Streak of No HR Allowed.....	0

COMEBACKS

defined as any win when trailing after an inning

Date / Opponent	Score (Inn.)	Final
Feb. 16 / JMU	2-3 (1)	W, 6-4

BLOWN LEADS

defined as any loss when leading after an inning

Date / Opponent	Score (Inn.)	Final
-----------------	--------------	-------

TEAM GAME HIGHS

Team Batting

At bats:	30	vs. James Madison (Feb. 16)
Runs scored:	6	vs. James Madison (Feb. 16)
Hits:	9	vs. James Madison (Feb. 16)
RBI:	5	vs. James Madison (Feb. 16)
Doubles:	2	vs. James Madison (Feb. 16)
Triples:		
Home runs:	2	vs. James Madison (Feb. 16)
Total bases:	17	vs. James Madison (Feb. 16)
Walks:	6	vs. James Madison (Feb. 16)
Strikeouts:	7	vs. James Madison (Feb. 16)
Sac hits:		
Sac flies:		
Stolen bases:	3	vs. James Madison (Feb. 16)
Hit by pitch:		
Caught stealing:		
Runners LOB:	6	vs. James Madison (Feb. 16)
Hit into DP:	1	vs. James Madison (Feb. 16)

Fielding

Putouts:	27	vs. James Madison (Feb. 16)
Assists:	9	vs. James Madison (Feb. 16)
Errors:		
Passed balls:	1	vs. James Madison (Feb. 16)
DPs turned:		

Pitching

Innings pitched:	9.0	vs. James Madison (Feb. 16)
Runs allowed:	4	vs. James Madison (Feb. 16)
Earned runs:	4	vs. James Madison (Feb. 16)
Walks allowed:	3	vs. James Madison (Feb. 16)
Strikeouts:	12	vs. James Madison (Feb. 16)
Hits allowed:	5	vs. James Madison (Feb. 16)
Doubles allowed:	1	vs. James Madison (Feb. 16)
Triples allowed:		
Homers allowed:	1	vs. James Madison (Feb. 16)
Wild pitches:		
Hit batters:	1	vs. James Madison (Feb. 16)

INDIVIDUAL GAME HIGHS

Individual Batting

At bats:	4	Ty Wilmsmeyer vs. James Madison (Feb. 16)
	4	Kendall Diggs vs. James Madison (Feb. 16)
	4	Ben McLaughlin vs. James Madison (Feb. 16)
Runs scored:	1	(6 times)
Hits:	2	Kendall Diggs vs. James Madison (Feb. 16)
	2	Jared Sprague-Lott vs. James Madison (Feb. 16)
RBI:	2	Jared Sprague-Lott vs. James Madison (Feb. 16)
Doubles:	1	Jack Wagner vs. James Madison (Feb. 16)
	1	Kendall Diggs vs. James Madison (Feb. 16)
Triples:		
Home runs:	1	Hudson White vs. James Madison (Feb. 16)
	1	Jared Sprague-Lott vs. James Madison (Feb. 16)
Total bases:	5	Jared Sprague-Lott vs. James Madison (Feb. 16)
Walks:	2	Jared Sprague-Lott vs. James Madison (Feb. 16)
Strikeouts:	2	Wehiwa Aloy vs. James Madison (Feb. 16)
	2	Jayson Jones vs. James Madison (Feb. 16)
	2	Ty Wilmsmeyer vs. James Madison (Feb. 16)
Sac hits:		
Sac flies:		
Stolen bases:	1	Will Edmunson vs. James Madison (Feb. 16)
	1	Jack Wagner vs. James Madison (Feb. 16)
	1	Peyton Holt vs. James Madison (Feb. 16)

Hit by pitch:		
Caught stealing:		
Runners LOB:	3	Ty Wilmsmeyer vs. James Madison (Feb. 16)

Fielding

Putouts:	13	Hudson White vs. James Madison (Feb. 16)
Assists:	4	Wehiwa Aloy vs. James Madison (Feb. 16)
Errors:		
Passed balls:	1	Hudson White vs. James Madison (Feb. 16)

Pitching

Innings pitched:	5.2	Will McEntire vs. James Madison (Feb. 16)
Runs allowed:	3	Hagen Smith vs. James Madison (Feb. 16)
Earned runs:	3	Hagen Smith vs. James Madison (Feb. 16)
Walks allowed:	2	Hagen Smith vs. James Madison (Feb. 16)
Strikeouts:	6	Will McEntire vs. James Madison (Feb. 16)
Hits allowed:	3	Will McEntire vs. James Madison (Feb. 16)
Doubles allowed:	1	Will McEntire vs. James Madison (Feb. 16)
Triples allowed:		
Homers allowed:	1	Hagen Smith vs. James Madison (Feb. 16)
Wild pitches:		
Hit batters:	1	Hagen Smith vs. James Madison (Feb. 16)



Hagen Smith was a consensus All-American and an All-SEC first-team honoree after an outstanding sophomore campaign in 2023. Smith made 18 appearances with 11 starts on the mound, posting an 8-2 record with a 3.64 ERA, a team-leading 109 strikeouts and two saves in 71 2/3 innings of work last season.

THE LAST TIME AN ARKANSAS PLAYER...

4 hits in a game.....	Michael Turner vs. #2 Stanford (College World Series), June 18, 2022
5 hits in a game.....	Peyton Stovall vs. #25 Auburn (College World Series), June 21, 2022
6 hits in a game.....	Jeremy Jackson vs. Northeastern (Okla.), April 16, 1997
2 hits in an inning.....	Harold Coll vs. SEMO, March 21, 2023
2 doubles in an inning.....	Harold Coll vs. SEMO, March 21, 2023
Reached base twice in an inning.....	John Bolton (1B, BB) vs. Santa Clara (NCAA Regional), June 2, 2023
2 doubles in a game.....	Kendall Diggs at Georgia, April 20, 2023
3 doubles in a game.....	Trevor Ezell vs. TCU (NCAA Regional), June 1, 2019
4 doubles in a game.....	Rodney Nye vs. Louisiana Tech, March 31, 1998
Led off a game with a triple.....	Braydon Webb vs. #2 Stanford (College World Series), June 18, 2022
2 triples in a game.....	Jax Biggers vs. Auburn (SEC Tournament), May 25, 2017
Led off a game with a home run.....	Matt Goodheart vs. #19 Nebraska (NCAA Regional), June 5, 2021
2 home runs in a game.....	Tavian Josenberger vs. #17 TCU (NCAA Regional), June 4, 2023
3 home runs in a game.....	Chad Spanberger vs. Auburn (SEC Tournament), May 26, 2017
Grand slam.....	Jared Wegner vs. Texas A&M, May 24, 2023
Grand slam in consecutive games.....	Cayden Wallace vs. UIC, March 12-13, 2022
Grand slam in an SEC Tournament game.....	Jared Wegner vs. Texas A&M (SEC Tournament), May 24, 2023
HR in consecutive at-bats.....	Brady Slavens at Texas A&M, April 23, 2022
HR in 2 straight games.....	Jared Wegner vs. Santa Clara & #17 TCU, June 4-5, 2024
HR in 3 straight games.....	Brady Slavens at Mississippi State, May 5-7, 2023
HR in 4 straight games.....	Jace Bohrofen vs. Little Rock & #16 Tennessee, April 11-15, 2023
HR in 5 straight games.....	Aaron Murphree vs. OSU, South Dakota State & Siena, March 2-8, 2008
HR in 6 straight games.....	Aaron Murphree vs. OSU, South Dakota State & Siena, March 2-9, 2008
Pinch-hit home run.....	Reese Robinett at #1 LSU, March 24, 2023
Pinch-hit home run in an SEC game.....	Reese Robinett at #1 LSU, March 24, 2023
Pinch-hit home run in an NCAA Tournament game.....	Charlie Welch vs. #19 Nebraska (NCAA Regional), June 7, 2021
Inside-the-park home run.....	Casey Martin vs. Kentucky, May 3, 2019
Back-to-back home runs.....	Brady Slavens & Peyton Stovall vs. Wright State, March 3, 2023
Back-to-back-to-back home runs.....	Peyton Stovall, Kendall Diggs & Caleb Cali vs. Illinois State, March 1, 2023
Walk-off home run (non-run rule).....	Kendall Diggs vs. Texas A&M (SEC Tournament), May 24, 2023
Walk-off home run in an SEC game.....	Kendall Diggs vs. Ole Miss, April 30, 2022
Walk-off home run in an SEC Tournament game.....	Kendall Diggs vs. Texas A&M (SEC Tournament), May 24, 2023
Hit a home run from both sides of the plate in a game.....	Dylan Leach vs. UCA, April 5, 2022
Hit for the cycle.....	Dylan Leach vs. UCA, April 5, 2022
4 runs in a game.....	Peyton Holt vs. Little Rock, April 11, 2023
5 runs in a game.....	Robert Moore vs. #16 NC State (NCAA Super Regional), June 11, 2021
6 runs in a game.....	Trevor Ezell vs. Grambling, April 30, 2019
4 RBI in a game.....	Jared Wegner vs. Texas A&M, May 24, 2023
5 RBI in a game.....	Kendall Diggs at Mississippi State, May 6, 2023
6 RBI in a game.....	Brady Slavens vs. UAPB [DH-1], April 12, 2022
7 RBI in a game.....	Chad Spanberger vs. Auburn (SEC Tournament), May 25, 2017
8 RBI in a game.....	Rodney Nye vs. ORU, April 14, 1999
9 RBI in a game.....	Ryan Lundquist vs. Central Missouri St., March 4, 1997
2 walks in an inning.....	Hunter Grimes vs. Little Rock, April 11, 2023
5 walks in a game.....	Jared Wegner vs. Louisiana Tech, March 12, 2023
2 stolen bases in a game.....	Jace Bohrofen vs. #16 Tennessee, April 15, 2023
3 stolen bases in a game.....	Andrew Benintendi vs. Stephen F. Austin, April 15, 2015
4 stolen bases in a game.....	Logan Forsythe vs. Ole Miss, May 19, 2007
Stole home.....	Bobby Wernes vs. Ole Miss, March 28, 2015
2 errors in a game.....	John Bolton vs. Illinois State, March 1, 2023
3 errors in a game.....	Bobby Wernes at LSU, April 12, 2014
4 errors in a game.....	Chris Shaddy vs. TCU, April 27, 1980
9-inning no-hitter.....	Scott Roehl vs. Kansas St., March 20, 2001
9-inning combined no-hitter.....	Nick Schmidt (6.0 IP), Brian McLelland (1.0 IP), Devin Collis (2.0 IP) vs. Oklahoma State, February 12, 2006
7-inning combined no-hitter.....	D. Taccolini (2.0 IP), M. Cronin (3.0 IP), J. Alberius (2.0 IP) vs. Auburn (SEC Tournament), May 25, 2017
1-hitter.....	Trevor Stephan (7.0 IP) at Tennessee, May 6, 2017
9-inning combined 1-hitter.....	P. Wicklander (5.0 IP), K. Ramage (1.0 IP), J. Kostyshock (1.0 IP), K. Kopps (1.0 IP), M. Cronin (1.0 IP) vs. Western Illinois, March 12, 2019
7-inning combined 1-hitter.....	Kole Ramage (3.0 IP), Elijah Trest (2.0 IP), Issac Bracken (2.0 IP) vs. UAPB [DH-1], April 12, 2022
2-hitter.....	Kacey Murphy vs. Florida (SEC Tournament), May 27, 2017
2-hitter combined.....	Hagen Smith (5.0 IP), Cody Acock (1.0 IP), Gage Wood (3.0 IP) at Mississippi State, May 5, 2023
3-hitter.....	Will McEntire (9.0 IP) vs. Louisiana Tech, March 11, 2023
3-hitter combined.....	Ben Bybee (2.0 IP), Gage Woof (2.0 IP), Ben McLaughlin (1.0 IP), Christian Foutch (1.0 IP), Parker Coil (1.0 IP) vs. Omaha, March 28, 2023
7-inning complete game.....	Kacey Murphy vs. Florida (SEC Tournament), May 27, 2017
9-inning complete game.....	Hunter Hollan vs. #6 South Carolina, May 14, 2023
10-inning complete game.....	Dominic Taccolini at #12 Kentucky, April 22, 2016
7-inning complete-game shutout.....	Kacey Murphy vs. Florida (SEC Tournament), May 27, 2017
10-inning or more start.....	Dominic Taccolini at #12 Kentucky (10 innings), April 22, 2016
Complete-game shutout.....	Dominic Taccolini at #12 Kentucky, April 22, 2016
Had 10 strikeouts.....	Hunter Hollan vs. #6 South Carolina, May 14, 2023
Had 11 strikeouts.....	Connor Noland vs. UIC [DH-1], March 10, 2022
Had 12 strikeouts.....	Trevor Stephan vs. Oral Roberts (NCAA Regional), June 2, 2017
Had 13 strikeouts.....	Isaiah Campbell vs. Stony Brook, March 1, 2019
Had 14 strikeouts.....	David Walling vs. South Carolina, May 16, 1999
Had 15 strikeouts.....	Nick Schmidt vs. Auburn, May 18, 2006
Had 16 strikeouts.....	David Walling vs. Eastern Illinois, Feb. 20, 1998
Had 17 strikeouts.....	Jess Todd vs. South Carolina (SEC Tournament), May 24, 2007

THE LAST TIME AN ARKANSAS TEAM...

Scored 10 runs	vs. Texas A&M, April 28, 2023
Scored 11 runs	at Mississippi State, May 7, 2023
Scored 12 runs	vs. SEMO, March 21, 2023
Scored 13 runs	vs. Santa Clara (NCAA Regional), June 2, 2023
Scored 14 runs	at Mississippi State, May 6, 2023
Scored 15 runs	vs. Louisiana Tech, March 12, 2023
Scored 16 runs	vs. Omaha, March 28, 2023
Scored 17 runs	vs. #2 Stanford (College World Series), June 18, 2022
Scored 18 runs	vs. #9 Oklahoma State, Feb. 19, 2023
Scored 19 runs	vs. Northwestern State, April 23, 2019
Scored 20 runs	at #6 Oklahoma State (NCAA Regional), June 4, 2022
Scored 21 runs	vs. Little Rock, April 11, 2023
Scored 22 runs	vs. Louisiana Tech, Feb. 14, 2004
Scored 23 runs	Never
Scored 24 runs	Missouri Southern, Feb. 11, 1998
Scored 25 runs	Missouri Southern, Feb. 4, 2001
Scored 26 runs	vs. UA Pine Bluff, April 14, 2021
Scored 27 runs	Never
Scored 28 runs	vs. Wisconsin-Milwaukee (2), Feb. 18, 2007
Scored 29 runs	Morningside, April 6, 1968
Scored 30 runs	at South Carolina, March 30, 1997
Scored 32 runs	32 vs. Bucknell, Feb. 17, 2018
Scored 33 runs	33 vs. Southwest Baptist, March 21, 1984
Had 12 hits	at #11 North Carolina (NCAA Super Regional), June 12, 2022
Had 13 hits	vs. UCA, April 18, 2023
Had 14 hits	vs. Omaha, March 28, 2023
Had 15 hits	at Ole Miss [DH-1], April 7, 2023
Had 16 hits	vs. #25 Auburn (College World Series), June 21, 2022
Had 17 hits	vs. #16 NC State (NCAA Super Regional), June 11, 2021
Had 18 hits	vs. South Alabama, March 7, 2020
Had 19 hits	vs. UCA, April 5, 2022
Had 20 hits	vs. Dayton, Feb. 28, 2018
Had 21 hits	vs. #2 Stanford (College World Series), June 18, 2022
Had 22 hits	at #6 Vanderbilt, April 14, 2019
Had 23 hits	Centenary, March 31, 1999
Had 24 hits	Georgia, March 17, 2001
Had 25 hits	at Centenary, March 23, 2005
Had 26-29 hits	28 at South Carolina, March 30, 1997
Had 30 hits	vs. Saint Louis, April 7, 2010
Had 31+ hits	32 vs. Southwest Baptist, March 21, 1984
Hit four home runs in a game	4 - Tavian Josenberger (2), Jace Bohrofen (1), Harold Coll (1) vs. #17 TCU (NCAA Regional), June 4, 2023
Hit five home runs in a game	5 - Jalen Battles (1), Christian Franklin (1), Cullen Smith (1), Cayden Wallace (1), Braydon Webb (1) vs. NJIT (NCAA Regional), June 4, 2021
Hit six home runs in a game	6 - Luke Bonfield (1), Dominic Fletcher (1), Jared Gates (1), Grant Koch (1), Casey Martin (1), Carson Shaddy (1) vs. Bucknell, Feb. 17, 2018
Hit seven home runs in a game	7 - Robert Moore (2), Jalen Battles (1), Chris Lanzilli (1), Brady Slavens (1), Michael Turner (1), Cayden Wallace (1) vs. UCA, April 5, 2022
Hit eight or more home runs in a game	8 - Matt Goodheart (2), Brady Slavens (2), Cullen Smith (2), Charlie Welch (2) vs. UAPB, April 14, 2021
Hit a grand slam in three consecutive games	vs. UIC, March 12-13, vs. Grambling, March 15, 2022
3 errors in a game	at Texas A&M, April 24, 2022
4 errors in a game	vs. UA Pine Bluff, April 14, 2021
5 errors in a game	vs. South Carolina (SEC Tournament), May 23, 2018
6 errors in a game	vs. Eastern Illinois, March 5, 2016
7 errors in a game	vs. LA Tech, March 20, 2001
Threw back-to-back shutouts	vs. UAPB (15-0, 6-0), April 12, 2022
Most consecutive shutouts thrown	4, vs. Wisconsin, March 15-16, 1980
Was shut out	vs. Ole Miss (College World Series), June 23, 2022
Was shut out in back-to-back games	vs. LSU (7-0, 6-0), April 23-24, 2005
Held to 1 hit	vs. Missouri State, May 17, 2016
Held to 2 hits	vs. #24 Vanderbilt, May 15, 2022
Held to 3 hits	vs. Alabama, March 31, 2023
Did not strikeout	vs. Eastern Illinois, Feb. 16, 2019
Swept an SEC home weekend series	vs. Texas A&M, April 27-29, 2023
Swept an SEC road weekend series	at Mississippi State, May 5-7, 2023
Was swept in an SEC home weekend series	vs. Alabama, May 13-15, 2016
Was swept in an SEC road weekend series	at Georgia, April 20-22, 2023
Swept a non-conference home weekend series	vs. Louisiana Tech, March 10-12, 2023
Swept a non-conference road weekend series	at Northwestern State, Feb. 16-18, 1996
Was swept in a non-conference home weekend series	vs. Long Beach State, Feb. 25-27, 2000
Was swept in a non-conference road weekend series	at UNLV, March 19-21, 1994
Won an SEC home weekend series	vs. #6 South Carolina, May 12-14, 2023
Won an SEC road weekend series	at Mississippi State, May 5-7, 2023
Lost an SEC home weekend series	vs. #24 Vanderbilt, May 13-15, 2022
Lost an SEC road weekend series	at #12 Vanderbilt, May 18-20, 2023
Won a non-conference home weekend series	vs. Louisiana Tech, March 10-12, 2023
Won a non-conference road weekend series	at Louisiana Tech, March 12-14, 2021
Lost a non-conference home weekend series	vs. South Alabama, Feb. 28-March 1, 2014
Lost a non-conference road weekend series	at Texas A&M, Feb. 27-29, 2004
Lost a midweek game	vs. Lipscomb (North Little Rock, Ark.), May 2, 2023
Shut out an opponent at home	vs. Auburn, March 17-19, 2023
Shut out an opponent on the road	at #15 Auburn (8-0), April 6, 2019
Shut out an SEC opponent at home	vs. Auburn, March 17-19, 2023
Shut out an SEC opponent on the road	at #15 Auburn (8-0), April 6, 2019
Shut out by an SEC opponent at home	vs. #24 Vanderbilt (5-0), May 15, 2022



||| HOME RUN CHART

No.	Player	Game	Date	Opponent	Pitcher	On Base	Inning	Outs	Count	Score	Final
1	Jared Sprague-Lott (1) *	1	Feb. 16	James Madison	RHP Todd Mozoki	0	2nd	0	1-0	2-3	W, 6-4
2	Hudson White (1)	1	Feb. 16	James Madison	RHP Todd Mozoki	0	2nd	1	0-0	3-3	W, 6-4

* - indicates leadoff home run / ^ - indicates back-to-back home run / ! - indicates walk-off home run / + - indicates pinch-hit home run

HOME RUN DATA CHART |||



No.	Player	Game	Date	Opponent	Pitcher	On Base	Distance	Launch Angle	Exit Velocity
1	Jared Sprague-Lott (1) *	1	Feb. 16	James Madison	RHP Todd Mozoki	0	364 feet	42.9 degrees	100 mph
2	Hudson White (1)	1	Feb. 16	James Madison	RHP Todd Mozoki	0	396 feet	25.0 degrees	101 mph

* - indicates leadoff home run / ^ - indicates back-to-back home run / ! - indicates walk-off home run / + - indicates pinch-hit home run



||| TEAM PITCHING GAME-BY-GAME

STARTERS GAME-BY-GAME

Opponent	W-L	IP	H	R	ER	BB	K
James Madison	--	1.0	1	3	3	2	2

BULLPEN GAME-BY-GAME

Opponent	W-L	IP	H	R	ER	BB	K
James Madison	W	8.0	4	1	1	1	10

TEAM RECORD PER STARTER

Pitcher (Total Starts)	Record
Hagen Smith (1)	1-0

QUALITY STARTS

Pitcher (Total Starts)	QS	Record
Hagen Smith (1)	0	0-0

RUN SUPPORT

Pitcher (Total Starts)	Runs	Per Start
Hagen Smith (1)	6	6.0



STARTER STATISTICS

Player	era	w-l	app	gs	cg	sho	sv	ip	h	r	er	bb	so	2b	3b	hr	b/avg	wp	hp	bk	sfa	sha
33 Hagen Smith	27.00	0-0	1	1	0	0/0	0	1.0	1	3	3	2	2	0	0	1	.250	0	1	0	0	0
Totals	27.00	0-0	1	1	0	0/0	0	1.0	1	3	3	2	2	0	0	1	.250	0	1	0	0	0
Opponents	18.00	0-1	1	1	0	0/0	0	3.0	6	6	6	3	4	1	0	2	.429	0	0	0	0	0

RELIEVER STATISTICS

Player	era	w-l	app	gs	cg	sho	sv	ip	h	r	er	bb	so	2b	3b	hr	b/avg	wp	hp	bk	sfa	sha
45 Gage Wood	0.00	0-0	1	0	0	0/0	1	2.1	1	0	0	0	4	0	0	0	.125	0	0	0	0	0
41 Will McEntire	1.59	1-0	1	0	0	0/0	0	5.2	3	1	1	1	6	1	0	0	.158	0	0	0	0	0
Totals	1.12	1-0	1	0	0	0/0	1	8.0	4	1	1	1	10	1	0	0	.148	0	0	0	0	0



||| GAME-BY-GAME BATTING ORDER

RECORD: 1-0 • HOME: 1-0 • AWAY: 0-0 • NEUTRAL: 0-0 • SEC: 0-0

Date	Opponent	1	2	3	4	5	6	7	8	9
Feb. 16	James Madison	White	Diggs	Aloy	McLaughlin	Wagner	Holt	Jones	Sprague-Lott	Wilmsmeyer

RECORD: 1-0 • HOME: 1-0 • AWAY: 0-0 • NEUTRAL: 0-0 • SEC: 0-0

Date	Opponent	C	1B	2B	3B	SS	LF	CF	RF	DH
Feb. 16	James Madison	White	McLaughlin	Holt	Sprague-Lott	Aloy	Jones	Wilmsmeyer	Diggs	Wagner



||| GAME-BY-GAME HITTING (2023)

RECORD: 1-0 • **HOME:** 1-0 • **AWAY:** 0-0 • **NEUTRAL:** 0-0 • **SEC:** 0-0

Date	Opponent	AB	R	H	RBI	2B	3B	HR	BB	IBB	SB	CS	HBP	SAC	SF	GDP	K	PO	A	E	Avg
Feb. 16	James Madison	30	6	9	5	2	0	2	6	1	3	0	0	0	0	1	7	27	9	0	.300
	Totals	30	6	9	5	2	0	2	6	1	3	0	0	0	0	1	7	27	9	0	.300



RECORD: 1-0 • HOME: 1-0 • AWAY: 0-0 • NEUTRAL: 0-0 • SEC: 0-0

Date	Opponent	IP	H	R	ER	BB	SO	2B	3B	HR	WP	BK	HBP	DP	IBB	Score	W	L	SV	ERA
Feb. 16	James Madison	9.0	5	4	4	3	12	1	0	1	0	0	1	0	0	6-4	1	0	1	4.00
	Totals	9.0	5	4	4	3	12	1	0	1	0	0	1	0	0	6-4	1	0	1	4.00

A ||| HITTERS



1 TY WILMSMEYER

SEASON HIGHS

Category	High	Opponent (Last)	Date
Hits	1	James Madison	2/16/24
Runs	--	--	--
Doubles	--	--	--
Triples	--	--	--
Home Runs	--	--	--
RBI	--	--	--
Walks	--	--	--
Stolen Bases	--	--	--

CAREER HIGHS

Category	High	Opponent (Last)	Date
Hits	4	vs. TCU	2/19/23
Runs	3	2x (at Texas A&M)	4/15/23
Doubles	2	2x (at FIU)	2/26/23
Triples	1	at South Carolina	3/25/23
Home Runs	2	Ole Miss	5/6/23
RBI	4	Georgia	5/12/23
Walks	2	4x (Lindenwood)	2/28/23
Stolen Bases	2	2x (Alabama)	4/23/23



4 JACK WAGNER

SEASON HIGHS

Category	High	Opponent (Last)	Date
Hits	1	James Madison	2/16/24
Runs	1	James Madison	2/16/24
Doubles	1	James Madison	2/16/24
Triples	--	--	--
Home Runs	--	--	--
RBI	--	--	--
Walks	1	James Madison	2/16/24
Stolen Bases	1	James Madison	2/16/24

CAREER HIGHS

Category	High	Opponent (Last)	Date
Hits	5	at California Baptist	4/14/23
Runs	4	2x (at California Baptist)	4/14/23
Doubles	2	Prairie View A&M	3/3/23
Triples	2	New Mexico State	4/21/23
Home Runs	2	2x (Grand Canyon)	5/6/23
RBI	5	2x (Grand Canyon)	5/6/23
Walks	3	vs. Texas Tech	5/24/19
Stolen Bases	2	at Belmont	2/14/20



3 NOLAN SOUZA

SEASON HIGHS

Category	High	Opponent (Last)	Date
Hits	--	--	--
Runs	--	--	--
Doubles	--	--	--
Triples	--	--	--
Home Runs	--	--	--
RBI	--	--	--
Walks	--	--	--
Stolen Bases	--	--	--

CAREER HIGHS

Category	High	Opponent (Last)	Date
Hits	--	--	--
Runs	--	--	--
Doubles	--	--	--
Triples	--	--	--
Home Runs	--	--	--
RBI	--	--	--
Walks	--	--	--
Stolen Bases	--	--	--



5 KENDALL DIGGS

SEASON HIGHS

Category	High	Opponent (Last)	Date
Hits	2	James Madison	2/16/24
Runs	1	James Madison	2/16/24
Doubles	1	James Madison	2/16/24
Triples	--	--	--
Home Runs	--	--	--
RBI	--	--	--
Walks	--	--	--
Stolen Bases	--	--	--

CAREER HIGHS

Category	High	Opponent (Last)	Date
Hits	3	5x (at Mississippi State)	5/6/23
Runs	3	3x (at Georgia)	4/22/23
Doubles	2	3x (at Georgia)	4/20/23
Triples	1	at Ole Miss	4/7/23
Home Runs	1	15x (Santa Clara)	6/4/23
RBI	5	at Mississippi State	5/6/23
Walks	3	at Georgia	4/22/23
Stolen Bases	1	2x (#16 Tennessee)	4/14/23

**6 BEN McLAUGHLIN****SEASON HIGHS**

Category	High	Opponent (Last)	Date
Hits	1	James Madison	2/16/24
Runs	--	--	--
Doubles	--	--	--
Triples	--	--	--
Home Runs	--	--	--
RBI	1	James Madison	2/16/24
Walks	--	--	--
Stolen Bases	--	--	--

CAREER HIGHS

Category	High	Opponent (Last)	Date
Hits	3	at Mississippi State	5/7/23
Runs	2	2x (vs. Lipscomb)	5/2/23
Doubles	1	3x (vs. Lipscomb)	5/2/23
Triples	1	#16 Tennessee	4/16/23
Home Runs	1	2x (#6 South Carolina)	5/14/23
RBI	2	3x (at Mississippi State)	5/6/23
Walks	2	at Mississippi State	5/7/23
Stolen Bases	--	--	--

**8 HUDSON WHITE****SEASON HIGHS**

Category	High	Opponent (Last)	Date
Hits	1	James Madison	2/16/24
Runs	1	James Madison	2/16/24
Doubles	--	--	--
Triples	--	--	--
Home Runs	1	James Madison	2/16/24
RBI	1	James Madison	2/16/24
Walks	1	James Madison	2/16/24
Stolen Bases	--	--	--

CAREER HIGHS

Category	High	Opponent (Last)	Date
Hits	5	at Kansas	4/2/22
Runs	5	at Kansas	4/2/22
Doubles	2	at Rice	3/13/22
Triples	--	--	--
Home Runs	2	Kansas	5/20/23
RBI	6	Kansas	5/20/23
Walks	4	New Mexico	3/15/22
Stolen Bases	1	6x (Iowa)	3/11/23

**9 WEHIWA ALOY****SEASON HIGHS**

Category	High	Opponent (Last)	Date
Hits	--	--	--
Runs	1	James Madison	2/16/24
Doubles	--	--	--
Triples	--	--	--
Home Runs	--	--	--
RBI	--	--	--
Walks	1	James Madison	2/16/24
Stolen Bases	--	--	--

CAREER HIGHS

Category	High	Opponent (Last)	Date
Hits	4	2x (at New Mexico State)	4/28/23
Runs	3	7x (Utah Tech)	5/18/23
Doubles	2	at Abilene Christian	3/26/23
Triples	1	5x (Utah Tech)	5/18/23
Home Runs	1	14x (Utah Tech)	5/18/23
RBI	4	2x (at Stephen F. Austin)	4/1/23
Walks	1	15x (Utah Tech)	5/20/23
Stolen Bases	1	2x (Tulane)	3/5/23

**10 PEYTON STOVALL****SEASON HIGHS**

Category	High	Opponent (Last)	Date
Hits	--	--	--
Runs	--	--	--
Doubles	--	--	--
Triples	--	--	--
Home Runs	--	--	--
RBI	--	--	--
Walks	--	--	--
Stolen Bases	--	--	--

CAREER HIGHS

Category	High	Opponent (Last)	Date
Hits	5	vs. #25 Auburn	6/21/22
Runs	4	UCA	4/5/22
Doubles	2	at Texas A&M	4/24/22
Triples	1	Louisiana Tech	3/11/23
Home Runs	1	11x (Texas A&M)	4/27/23
RBI	4	3x (Texas A&M)	4/27/23
Walks	2	3x (vs. #9 Oklahoma State)	2/19/23
Stolen Bases	2	Grambling	2/21/23



12 JARED SPRAGUE-LOTT

SEASON HIGHS

Category	High	Opponent (Last)	Date
Hits	2	James Madison	2/16/24
Runs	1	James Madison	2/16/24
Doubles	--	--	--
Triples	--	--	--
Home Runs	1	James Madison	2/16/24
RBI	2	James Madison	2/16/24
Walks	2	James Madison	2/16/24
Stolen Bases	--	--	--

CAREER HIGHS

Category	High	Opponent (Last)	Date
Hits	3	17x (Fordham)	4/22/23
Runs	4	2x (at VCU)	5/12/23
Doubles	2	2x (Yale)	2/26/23
Triples	1	5x (St. Bonaventure)	4/29/22
Home Runs	2	2x (St. Bonaventure)	5/5/23
RBI	5	Towson	4/11/21
Walks	3	4x (Norfolk State)	5/16/23
Stolen Bases	1	5x (Norfolk State)	5/16/23



13 JAYSON JONES

SEASON HIGHS

Category	High	Opponent (Last)	Date
Hits	--	--	--
Runs	--	--	--
Doubles	--	--	--
Triples	--	--	--
Home Runs	--	--	--
RBI	--	--	--
Walks	--	--	--
Stolen Bases	--	--	--

CAREER HIGHS

Category	High	Opponent (Last)	Date
Hits	2	2x (SEMO)	3/21/23
Runs	3	Little Rock	4/11/23
Doubles	1	2x (UNLV)	3/15/23
Triples	--	--	--
Home Runs	1	2x (Wright State)	3/4/23
RBI	2	2x (SEMO)	3/21/23
Walks	3	4x (vs. Lipscomb)	5/2/23
Stolen Bases	1	2x (vs. Lipscomb)	5/2/23



14 ROSS LOVICH

SEASON HIGHS

Category	High	Opponent (Last)	Date
Hits	--	--	--
Runs	--	--	--
Doubles	--	--	--
Triples	--	--	--
Home Runs	--	--	--
RBI	--	--	--
Walks	--	--	--
Stolen Bases	--	--	--

CAREER HIGHS

Category	High	Opponent (Last)	Date
Hits	4	2x (Georgia)	5/12/23
Runs	3	4x (Georgia)	5/12/23
Doubles	2	Tennessee	3/17/23
Triples	1	2x (Georgia)	5/13/23
Home Runs	2	Mississippi State	4/30/22
RBI	4	Mississippi State	4/30/22
Walks	2	2x (vs. Illinois)	3/29/22
Stolen Bases	3	at Nicholls	2/19/22



16 HUDSON POLK

SEASON HIGHS

Category	High	Opponent (Last)	Date
Hits	--	--	--
Runs	--	--	--
Doubles	--	--	--
Triples	--	--	--
Home Runs	--	--	--
RBI	--	--	--
Walks	--	--	--
Stolen Bases	--	--	--

CAREER HIGHS

Category	High	Opponent (Last)	Date
Hits	3	Pacific	4/16/22
Runs	2	2x (Little Rock)	4/11/23
Doubles	1	3x (at Georgia)	4/21/23
Triples	1	Pacific	4/16/22
Home Runs	1	3x (at Georgia)	4/22/23
RBI	2	5x (at Georgia)	4/22/23
Walks	2	2x (at Oral Roberts)	4/26/22
Stolen Bases	1	UTSA	3/13/22



17 HUNTER GRIMES

SEASON HIGHS

Category	High	Opponent (Last)	Date
Hits	--	--	--
Runs	--	--	--
Doubles	--	--	--
Triples	--	--	--
Home Runs	--	--	--
RBI	--	--	--
Walks	--	--	--
Stolen Bases	--	--	--

CAREER HIGHS

Category	High	Opponent (Last)	Date
Hits	4	vs. Western Kentucky	5/24/19
Runs	4	vs. Western Kentucky	5/24/19
Doubles	1	2x (vs. Western Kentucky)	5/24/19
Triples	1	UNLV	3/14/23
Home Runs	2	at Louisiana Tech	4/5/19
RBI	3	2x (Little Rock)	4/11/23
Walks	3	Little Rock	4/11/23
Stolen Bases	--	--	--



18 REESE ROBINETT

SEASON HIGHS

Category	High	Opponent (Last)	Date
Hits	--	--	--
Runs	--	--	--
Doubles	--	--	--
Triples	--	--	--
Home Runs	--	--	--
RBI	--	--	--
Walks	--	--	--
Stolen Bases	--	--	--

CAREER HIGHS

Category	High	Opponent (Last)	Date
Hits	2	SEMO	3/21/23
Runs	2	2x (Omaha)	3/28/23
Doubles	--	--	--
Triples	--	--	--
Home Runs	1	2x (at #1 LSU)	3/24/23
RBI	3	at #1 LSU	3/24/23
Walks	1	Omaha	3/28/23
Stolen Bases	--	--	--



19 WILL EDMUNSON

SEASON HIGHS

Category	High	Opponent (Last)	Date
Hits	--	--	--
Runs	--	--	--
Doubles	--	--	--
Triples	--	--	--
Home Runs	--	--	--
RBI	--	--	--
Walks	--	--	--
Stolen Bases	1	James Madison	2/16/24

CAREER HIGHS

Category	High	Opponent (Last)	Date
Hits	--	--	--
Runs	--	--	--
Doubles	--	--	--
Triples	--	--	--
Home Runs	--	--	--
RBI	--	--	--
Walks	--	--	--
Stolen Bases	1	James Madison	2/16/24



22 TY WAID

SEASON HIGHS

Category	High	Opponent (Last)	Date
Hits	--	--	--
Runs	--	--	--
Doubles	--	--	--
Triples	--	--	--
Home Runs	--	--	--
RBI	--	--	--
Walks	--	--	--
Stolen Bases	--	--	--

CAREER HIGHS

Category	High	Opponent (Last)	Date
Hits	--	--	--
Runs	--	--	--
Doubles	--	--	--
Triples	--	--	--
Home Runs	--	--	--
RBI	--	--	--
Walks	--	--	--
Stolen Bases	--	--	--



24 PEYTON HOLT

SEASON HIGHS

Category	High	Opponent (Last)	Date
Hits	1	James Madison	2/16/24
Runs	1	James Madison	2/16/24
Doubles	--	--	--
Triples	--	--	--
Home Runs	--	--	--
RBI	1	James Madison	2/16/24
Walks	1	James Madison	2/16/24
Stolen Bases	1	James Madison	2/16/24

CAREER HIGHS

Category	High	Opponent (Last)	Date
Hits	3	2x (at #12 Vanderbilt)	5/18/23
Runs	4	Little Rock	4/11/23
Doubles	1	4x (at #12 Vanderbilt)	5/19/23
Triples	1	2x (at Missouri State)	4/25/23
Home Runs	1	2x (at #12 Vanderbilt)	5/19/23
RBI	4	at #12 Vanderbilt	5/19/23
Walks	2	3x (Santa Clara)	6/2/23
Stolen Bases	1	7x (James Madison)	2/16/24



27 RYDER HELFRICK

SEASON HIGHS

Category	High	Opponent (Last)	Date
Hits	--	--	--
Runs	--	--	--
Doubles	--	--	--
Triples	--	--	--
Home Runs	--	--	--
RBI	--	--	--
Walks	--	--	--
Stolen Bases	--	--	--

CAREER HIGHS

Category	High	Opponent (Last)	Date
Hits	--	--	--
Runs	--	--	--
Doubles	--	--	--
Triples	--	--	--
Home Runs	--	--	--
RBI	--	--	--
Walks	--	--	--
Stolen Bases	--	--	--



44 PARKER ROWLAND

SEASON HIGHS

Category	High	Opponent (Last)	Date
Hits	--	--	--
Runs	--	--	--
Doubles	--	--	--
Triples	--	--	--
Home Runs	--	--	--
RBI	--	--	--
Walks	--	--	--
Stolen Bases	--	--	--

CAREER HIGHS

Category	High	Opponent (Last)	Date
Hits	2	6x (Texas A&M)	4/27/23
Runs	2	2x (Texas A&M)	4/28/23
Doubles	1	3x (Illinois State)	3/1/23
Triples	--	--	--
Home Runs	1	2x (Louisiana Tech)	3/10/23
RBI	2	5x (Santa Clara)	6/2/23
Walks	2	Omaha	3/28/23
Stolen Bases	--	--	--



11 JAEWOO CHO

SEASON HIGHS

Category	High	Opponent (Last)	Date
Innings	--	--	--
Longest Start	--	--	--
Shortest Start	--	--	--
Longest Relief	--	--	--
Hits	--	--	--
Runs	--	--	--
Earned Runs	--	--	--
Walks	--	--	--
Strikeouts	--	--	--

CAREER HIGHS

Category	High	Opponent (Last)	Date
Innings	--	--	--
Longest Start	--	--	--
Shortest Start	--	--	--
Longest Relief	--	--	--
Hits	--	--	--
Runs	--	--	--
Earned Runs	--	--	--
Walks	--	--	--
Strikeouts	--	--	--



21 MASON MOLINA

SEASON HIGHS

Category	High	Opponent (Last)	Date
Innings	--	--	--
Longest Start	--	--	--
Shortest Start	--	--	--
Longest Relief	--	--	--
Hits	--	--	--
Runs	--	--	--
Earned Runs	--	--	--
Walks	--	--	--
Strikeouts	--	--	--

CAREER HIGHS

Category	High	Opponent (Last)	Date
Innings	7.0	2x (Kansas)	5/18/23
Longest Start	7.0	2x (Kansas)	5/18/23
Shortest Start	2.2	at Oklahoma	4/14/23
Longest Relief	3.2	West Virginia	4/24/22
Hits	8	TCU	4/1/23
Runs	7	TCU	4/1/23
Earned Runs	7	TCU	4/1/23
Walks	5	at Oklahoma	4/14/23
Strikeouts	13	Kansas	5/18/23



20 GABE GAECKLE

SEASON HIGHS

Category	High	Opponent (Last)	Date
Innings	--	--	--
Longest Start	--	--	--
Shortest Start	--	--	--
Longest Relief	--	--	--
Hits	--	--	--
Runs	--	--	--
Earned Runs	--	--	--
Walks	--	--	--
Strikeouts	--	--	--

CAREER HIGHS

Category	High	Opponent (Last)	Date
Innings	--	--	--
Longest Start	--	--	--
Shortest Start	--	--	--
Longest Relief	--	--	--
Hits	--	--	--
Runs	--	--	--
Earned Runs	--	--	--
Walks	--	--	--
Strikeouts	--	--	--



25 BRADY TYGART

SEASON HIGHS

Category	High	Opponent (Last)	Date
Innings	--	--	--
Longest Start	--	--	--
Shortest Start	--	--	--
Longest Relief	--	--	--
Hits	--	--	--
Runs	--	--	--
Earned Runs	--	--	--
Walks	--	--	--
Strikeouts	--	--	--

CAREER HIGHS

Category	High	Opponent (Last)	Date
Innings	5.2	Santa Clara	6/4/23
Longest Start	5.2	Santa Clara	6/4/23
Shortest Start	1.0	Texas A&M	4/28/23
Longest Relief	3.2	Mississippi State	4/3/22
Hits	4	2x (at #6 Oklahoma State)	6/5/22
Runs	4	2x (Illinois State)	3/1/23
Earned Runs	4	at #6 Oklahoma State	6/5/22
Walks	4	Ole Miss	5/1/22
Strikeouts	7	2x (at #12 Vanderbilt)	5/19/23



26 TATE MCGUIRE

SEASON HIGHS

Category	High	Opponent (Last)	Date
Innings	--	--	--
Longest Start	--	--	--
Shortest Start	--	--	--
Longest Relief	--	--	--
Hits	--	--	--
Runs	--	--	--
Earned Runs	--	--	--
Walks	--	--	--
Strikeouts	--	--	--

CAREER HIGHS

Category	High	Opponent (Last)	Date
Innings	--	--	--
Longest Start	--	--	--
Shortest Start	--	--	--
Longest Relief	--	--	--
Hits	--	--	--
Runs	--	--	--
Earned Runs	--	--	--
Walks	--	--	--
Strikeouts	--	--	--



31 DYLAN CARTER

SEASON HIGHS

Category	High	Opponent (Last)	Date
Innings	--	--	--
Longest Start	--	--	--
Shortest Start	--	--	--
Longest Relief	--	--	--
Hits	--	--	--
Runs	--	--	--
Earned Runs	--	--	--
Walks	--	--	--
Strikeouts	--	--	--

CAREER HIGHS

Category	High	Opponent (Last)	Date
Innings	4.2	#16 Tennessee	4/16/23
Longest Start	--	--	--
Shortest Start	--	--	--
Longest Relief	3.2	Alabama	4/2/23
Hits	6	#16 Tennessee	4/16/23
Runs	6	at #1 LSU	3/25/23
Earned Runs	5	at #1 LSU	3/25/23
Walks	3	at #1 LSU	3/25/23
Strikeouts	3	4x (#16 Tennessee)	4/16/23



28 KOTY FRANK

SEASON HIGHS

Category	High	Opponent (Last)	Date
Innings	--	--	--
Longest Start	--	--	--
Shortest Start	--	--	--
Longest Relief	--	--	--
Hits	--	--	--
Runs	--	--	--
Earned Runs	--	--	--
Walks	--	--	--
Strikeouts	--	--	--

CAREER HIGHS

Category	High	Opponent (Last)	Date
Innings	6.2	2x (BYU)	4/14/22
Longest Start	6.2	2x (BYU)	4/14/22
Shortest Start	4.0	Iowa	5/1/22
Longest Relief	4.2	Sam Houston	2/18/22
Hits	10	Michigan	3/25/22
Runs	6	Michigan	3/25/22
Earned Runs	6	Michigan	3/25/22
Walks	4	at Indiana	4/24/22
Strikeouts	10	vs. Northwestern State	3/4/22



32 HUNTER DIETZ

SEASON HIGHS

Category	High	Opponent (Last)	Date
Innings	--	--	--
Longest Start	--	--	--
Shortest Start	--	--	--
Longest Relief	--	--	--
Hits	--	--	--
Runs	--	--	--
Earned Runs	--	--	--
Walks	--	--	--
Strikeouts	--	--	--

CAREER HIGHS

Category	High	Opponent (Last)	Date
Innings	--	--	--
Longest Start	--	--	--
Shortest Start	--	--	--
Longest Relief	--	--	--
Hits	--	--	--
Runs	--	--	--
Earned Runs	--	--	--
Walks	--	--	--
Strikeouts	--	--	--

**33 HAGEN SMITH****SEASON HIGHS**

Category	High	Opponent (Last)	Date
Innings	1.0	James Madison	2/16/24
Longest Start	1.0	James Madison	2/16/24
Shortest Start	--	--	--
Longest Relief	--	--	--
Hits	1	James Madison	2/16/24
Runs	3	James Madison	2/16/24
Earned Runs	3	James Madison	2/16/24
Walks	2	James Madison	2/16/24
Strikeouts	2	James Madison	2/16/24

CAREER HIGHS

Category	High	Opponent (Last)	Date
Innings	7.0	2x (LSU)	4/15/22
Longest Start	7.0	2x (LSU)	4/15/22
Shortest Start	1.0	2x (James Madison)	2/16/24
Longest Relief	4.2	at #1 LSU	3/24/23
Hits	7	2x (Ole Miss)	4/30/22
Runs	8	#17 TCU	6/4/23
Earned Runs	8	#17 TCU	6/4/23
Walks	5	3x (at Mississippi State)	5/5/23
Strikeouts	9	2x (vs. #5 LSU)	5/25/23

**36 PARKER COIL****SEASON HIGHS**

Category	High	Opponent (Last)	Date
Innings	--	--	--
Longest Start	--	--	--
Shortest Start	--	--	--
Longest Relief	--	--	--
Hits	--	--	--
Runs	--	--	--
Earned Runs	--	--	--
Walks	--	--	--
Strikeouts	--	--	--

CAREER HIGHS

Category	High	Opponent (Last)	Date
Innings	3.2	Army	3/7/23
Longest Start	3.2	Army	3/7/23
Shortest Start	2.0	vs. Lipscomb	5/2/23
Longest Relief	2.2	at Missouri State	4/25/23
Hits	6	Army	3/7/23
Runs	4	UNLV	3/14/23
Earned Runs	4	UNLV	3/14/23
Walks	3	vs. #15 TCU	2/18/23
Strikeouts	4	UNLV	3/14/23

**34 DIEGO RAMOS****SEASON HIGHS**

Category	High	Opponent (Last)	Date
Innings	--	--	--
Longest Start	--	--	--
Shortest Start	--	--	--
Longest Relief	--	--	--
Hits	--	--	--
Runs	--	--	--
Earned Runs	--	--	--
Walks	--	--	--
Strikeouts	--	--	--

CAREER HIGHS

Category	High	Opponent (Last)	Date
Innings	--	--	--
Longest Start	--	--	--
Shortest Start	--	--	--
Longest Relief	--	--	--
Hits	--	--	--
Runs	--	--	--
Earned Runs	--	--	--
Walks	--	--	--
Strikeouts	--	--	--

**37 JAKE FAHERTY****SEASON HIGHS**

Category	High	Opponent (Last)	Date
Innings	--	--	--
Longest Start	--	--	--
Shortest Start	--	--	--
Longest Relief	--	--	--
Hits	--	--	--
Runs	--	--	--
Earned Runs	--	--	--
Walks	--	--	--
Strikeouts	--	--	--

CAREER HIGHS

Category	High	Opponent (Last)	Date
Innings	0.2	Wright State	3/4/23
Longest Start	--	--	--
Shortest Start	--	--	--
Longest Relief	0.2	Wright State	3/4/23
Hits	0	2x (Wright State)	3/4/23
Runs	3	Wright State	3/4/23
Earned Runs	3	Wright State	3/4/23
Walks	3	Wright State	3/4/23
Strikeouts	1	2x (Wright State)	3/4/23



38 COLIN FISHER

SEASON HIGHS

Category	High	Opponent (Last)	Date
Innings	--	--	--
Longest Start	--	--	--
Shortest Start	--	--	--
Longest Relief	--	--	--
Hits	--	--	--
Runs	--	--	--
Earned Runs	--	--	--
Walks	--	--	--
Strikeouts	--	--	--

CAREER HIGHS

Category	High	Opponent (Last)	Date
Innings	--	--	--
Longest Start	--	--	--
Shortest Start	--	--	--
Longest Relief	--	--	--
Hits	--	--	--
Runs	--	--	--
Earned Runs	--	--	--
Walks	--	--	--
Strikeouts	--	--	--



41 WILL McENTIRE

SEASON HIGHS

Category	High	Opponent (Last)	Date
Innings	5.2	James Madison	2/16/24
Longest Start	--	--	--
Shortest Start	--	--	--
Longest Relief	5.2	James Madison	2/16/24
Hits	3	James Madison	2/16/24
Runs	1	James Madison	2/16/24
Earned Runs	1	James Madison	2/16/24
Walks	1	James Madison	2/16/24
Strikeouts	6	James Madison	2/16/24

CAREER HIGHS

Category	High	Opponent (Last)	Date
Innings	9.0	Louisiana Tech	3/11/23
Longest Start	9.0	Louisiana Tech	3/11/23
Shortest Start	1.1	vs. #15 TCU	2/18/23
Longest Relief	6.0	#6 South Carolina	5/13/23
Hits	9	at #1 LSU	3/25/23
Runs	7	at #1 LSU	3/25/23
Earned Runs	7	at #1 LSU	3/25/23
Walks	4	2x (at #6 Oklahoma State)	6/5/22
Strikeouts	9	2x (#6 South Carolina)	5/13/23



40 BEN BYBEE

SEASON HIGHS

Category	High	Opponent (Last)	Date
Innings	--	--	--
Longest Start	--	--	--
Shortest Start	--	--	--
Longest Relief	--	--	--
Hits	--	--	--
Runs	--	--	--
Earned Runs	--	--	--
Walks	--	--	--
Strikeouts	--	--	--

CAREER HIGHS

Category	High	Opponent (Last)	Date
Innings	5.0	UNLV	3/15/23
Longest Start	5.0	UNLV	3/15/23
Shortest Start	0.2	Alabama	4/2/23
Longest Relief	2.0	2x (at Missouri State)	4/25/23
Hits	6	UNLV	3/15/23
Runs	3	5x (#17 TCU)	6/4/23
Earned Runs	3	3x (#17 TCU)	6/4/23
Walks	4	#16 Tennessee	4/16/23
Strikeouts	6	Little Rock	4/12/23



45 GAGE WOOD

SEASON HIGHS

Category	High	Opponent (Last)	Date
Innings	2.1	James Madison	2/16/24
Longest Start	--	--	--
Shortest Start	--	--	--
Longest Relief	2.1	James Madison	2/16/24
Hits	1	James Madison	2/16/24
Runs	0	James Madison	2/16/24
Earned Runs	0	James Madison	2/16/24
Walks	0	James Madison	2/16/24
Strikeouts	4	James Madison	2/16/24

CAREER HIGHS

Category	High	Opponent (Last)	Date
Innings	3.1	#6 South Carolina	5/12/23
Longest Start	--	--	--
Shortest Start	--	--	--
Longest Relief	3.1	#6 South Carolina	5/12/23
Hits	3	4x (#TCU)	6/5/23
Runs	5	at #12 Vanderbilt	5/19/23
Earned Runs	5	at #12 Vanderbilt	5/19/23
Walks	3	at Mississippi State	5/5/23
Strikeouts	6	#16 Tennessee	4/15/23

**46 CHRISTIAN FOUTCH****SEASON HIGHS**

Category	High	Opponent (Last)	Date
Innings	--	--	--
Longest Start	--	--	--
Shortest Start	--	--	--
Longest Relief	--	--	--
Hits	--	--	--
Runs	--	--	--
Earned Runs	--	--	--
Walks	--	--	--
Strikeouts	--	--	--

CAREER HIGHS

Category	High	Opponent (Last)	Date
Innings	2.0	2x (UCA)	4/18/23
Longest Start	--	--	--
Shortest Start	--	--	--
Longest Relief	2.0	2x (UCA)	4/18/23
Hits	6	Little Rock	4/12/23
Runs	4	Little Rock	4/12/23
Earned Runs	4	Little Rock	4/12/23
Walks	2	3x (vs. Lipscomb)	5/2/23
Strikeouts	2	2x (UCA)	4/18/23

**49 STONE HEWLETT****SEASON HIGHS**

Category	High	Opponent (Last)	Date
Innings	--	--	--
Longest Start	--	--	--
Shortest Start	--	--	--
Longest Relief	--	--	--
Hits	--	--	--
Runs	--	--	--
Earned Runs	--	--	--
Walks	--	--	--
Strikeouts	--	--	--

CAREER HIGHS


Category	High	Opponent (Last)	Date
Innings	3.1	2x (Oakland)	2/27/23
Longest Start	2.0	at Charleston Southern	3/8/22
Shortest Start	--	--	--
Longest Relief	3.1	2x (Oakland)	2/27/23
Hits	6	2x (Air Force)	4/26/22
Runs	6	2x (Air Force)	4/26/22
Earned Runs	6	2x (Air Force)	4/26/22
Walks	2	7x (Wichita State)	3/8/23
Strikeouts	4	Oakland	2/27/23

**48 COOPER DOSSETT****SEASON HIGHS**

Category	High	Opponent (Last)	Date
Innings	--	--	--
Longest Start	--	--	--
Shortest Start	--	--	--
Longest Relief	--	--	--
Hits	--	--	--
Runs	--	--	--
Earned Runs	--	--	--
Walks	--	--	--
Strikeouts	--	--	--

CAREER HIGHS

Category	High	Opponent (Last)	Date
Innings	1.0	Eastern Illinois	2/26/23
Longest Start	--	--	--
Shortest Start	--	--	--
Longest Relief	1.0	Eastern Illinois	2/26/23
Hits	2	vs. #15 TCU	2/18/23
Runs	4	vs. #15 TCU	2/18/23
Earned Runs	4	vs. #15 TCU	2/18/23
Walks	3	vs. #15 TCU	2/18/23
Strikeouts	2	vs. #15 TCU	2/18/23

**51 JACK SMITH****SEASON HIGHS**

Category	High	Opponent (Last)	Date
Innings	--	--	--
Longest Start	--	--	--
Shortest Start	--	--	--
Longest Relief	--	--	--
Hits	--	--	--
Runs	--	--	--
Earned Runs	--	--	--
Walks	--	--	--
Strikeouts	--	--	--

CAREER HIGHS

Category	High	Opponent (Last)	Date
Innings	--	--	--
Longest Start	--	--	--
Shortest Start	--	--	--
Longest Relief	--	--	--
Hits	--	--	--
Runs	--	--	--
Earned Runs	--	--	--
Walks	--	--	--
Strikeouts	--	--	--



61 ADAM HACHMAN

SEASON HIGHS

Category	High	Opponent (Last)	Date
Innings	--	--	--
Longest Start	--	--	--
Shortest Start	--	--	--
Longest Relief	--	--	--
Hits	--	--	--
Runs	--	--	--
Earned Runs	--	--	--
Walks	--	--	--
Strikeouts	--	--	--

CAREER HIGHS

Category	High	Opponent (Last)	Date
Innings	--	--	--
Longest Start	--	--	--
Shortest Start	--	--	--
Longest Relief	--	--	--
Hits	--	--	--
Runs	--	--	--
Earned Runs	--	--	--
Walks	--	--	--
Strikeouts	--	--	--

Record: 1-0 Home: 1-0 Away: 0-0 SEC: 0-0

Player	avg	gp-gs	ab	r	h	2b	3b	hr	rbi	tb	slg%	bb	hp	so	gdp	ob%	sf	sh	sb-att	po	a	e	fld%
12 Jared Sprague-Lott	1.000	1-1	2	1	2	0	0	1	2	5	2.500	2	0	0	0	1.000	0	0	0-0	2	1	0	1.000
5 Kendall Diggs	.500	1-1	4	1	2	1	0	0	0	3	.750	0	0	0	0	.500	0	0	0-0	0	0	0	.000
4 Jack Wagner	.333	1-1	3	1	1	1	0	0	0	2	.667	1	0	0	0	.500	0	0	1-1	0	0	0	.000
8 Hudson White	.333	1-1	3	1	1	0	0	1	1	4	1.333	1	0	1	0	.500	0	0	0-0	13	0	0	1.000
24 Peyton Holt	.333	1-1	3	1	1	0	0	0	1	1	.333	1	0	0	0	.500	0	0	1-1	1	1	0	1.000
1 Ty Wilmsmeyer	.250	1-1	4	0	1	0	0	0	0	1	.250	0	0	2	0	.250	0	0	0-0	0	0	0	.000
6 Ben McLaughlin	.250	1-1	4	0	1	0	0	0	1	1	.250	0	0	0	1	.250	0	0	0-0	7	3	0	1.000
9 Wehiwa Aloy	.000	1-1	3	1	0	0	0	0	0	0	.000	1	0	2	0	.250	0	0	0-0	2	4	0	1.000
13 Jayson Jones	.000	1-1	3	0	0	0	0	0	0	0	.000	0	0	2	0	.000	0	0	0-0	1	0	0	1.000

19 Will Edmunson	.000	1-0	1	0	0	0	0	0	0	0	.000	0	0	0	0	.000	0	0	1-1	0	0	0	.000
14 Ross Lovich	.000	1-0	0	0	0	0	0	0	0	0	.000	0	0	0	0	.000	0	0	0-0	0	0	0	.000
Totals	.300	1	30	6	9	2	0	2	5	17	.567	6	0	7	1	.417	0	0	3-3	27	9	0	1.000
Opponents	.161	1	31	4	5	1	0	1	4	9	.290	3	1	12	0	.257	0	0	0-0	24	12	0	1.000

LOB - Team (6), Opp (4). DPs turned - Team (0), Opp (1). IBB - Team (1), Sprague-Lott 1. Picked off - Wilmsmeyer 1.

(All games Sorted by Earned run avg)

Player	era	w-l	app	gs	cg	sho	sv	ip	h	r	er	bb	so	2b	3b	hr	b/avg	wp	hp	bks	sfa	sha
45 Gage Wood	0.00	0-0	1	0	0	0/0	1	2.1	1	0	0	0	4	0	0	0	.125	0	0	0	0	0
41 Will McEntire	1.59	1-0	1	0	0	0/0	0	5.2	3	1	1	1	6	1	0	0	.158	0	0	0	0	0
33 Hagen Smith	27.00	0-0	1	1	0	0/0	0	1.0	1	3	3	2	2	0	0	1	.250	0	1	0	0	0
Totals	4.00	1-0	1	1	0	0/0	1	9.0	5	4	4	3	12	1	0	1	.161	0	1	0	0	0
Opponents	6.75	0-1	1	1	0	0/0	0	8.0	9	6	6	6	7	2	0	2	.300	0	0	0	0	0

PB - Team (1), White 1. Pickoffs - Team (0), Opp (1).

Score by innings	1	2	3	4	5	6	7	8	9	Total
Arkansas	2	2	2	0	0	0	0	0	0	6
Opponents	3	0	0	0	0	1	0	0	0	4

Record when ...

Overall	1-0	After 6 leading	1-0
Conference	0-0 trailing	0-0
Non-Conference	1-0 tied	0-0
Home games	1-0	After 7 leading	1-0
Away games	0-0 trailing	0-0
Neutral site	0-0 tied	0-0
Day games	1-0	After 8 leading	1-0
Night games	0-0 trailing	0-0
vs Left starter	0-0 tied	0-0
vs Right starter	1-0		
1-Run games	0-0	Hit 0 home runs	0-0
2-Run games	1-0	... 1 home run	0-0
5+Run games	0-0	... 2+ home runs	1-0
Extra innings	0-0		
Shutouts	0-0	Opponent 0 home runs	0-0
	 1 home run	1-0
Scoring 0-2 runs	0-0 2+ HRs	0-0
..... 3-5 runs	0-0		
..... 6-9 runs	1-0	Made 0 errors	1-0
..... 10+ runs	0-0 1 error	0-0
	 2+ errors	0-0
Opponent 0-2 runs	0-0		
..... 3-5 runs	1-0	Opp. made 0 errors	1-0
..... 6-9 runs	0-0 1 error	0-0
..... 10+ runs	0-0 2+ errors	0-0
Scored in 1st inning	1-0	Out-hit opponent	1-0
Opp. scored in 1st	1-0	Out-hit by opponent	0-0
Scores first	0-0	Hits are tied	0-0
Opp. scores first	1-0		

Record when team scores:

Runs	0	1	2	3	4	5	6	7	8	9	10+
W-L	0-0	0-0	0-0	0-0	0-0	0-0	1-0	0-0	0-0	0-0	0-0

Record when opponent scores:

Runs	0	1	2	3	4	5	6	7	8	9	10+
W-L	0-0	0-0	0-0	0-0	1-0	0-0	0-0	0-0	0-0	0-0	0-0

Record when leading after:

Inn.	1	2	3	4	5	6	7	8
W-L	0-0	1-0	1-0	1-0	1-0	1-0	1-0	1-0

Record when trailing after:

Inn.	1	2	3	4	5	6	7	8
W-L	1-0	0-0	0-0	0-0	0-0	0-0	0-0	0-0

Record when tied after:

Inn.	1	2	3	4	5	6	7	8
W-L	0-0	0-0	0-0	0-0	0-0	0-0	0-0	0-0

Current winning streak: 1

Longest winning streak: 1

Longest losing streak: 0

Home attendance : 9432 (1 dates avg = 9432)

Away attendance : 0 (0 dates avg = 0)

Total attendance: 9432 (1 dates avg = 9432)

Multiple Hit Games	2	3	4	5+	Total
12 Jared Sprague-Lott	1	-	-	-	1
5 Kendall Diggs	1	-	-	-	1
TEAM	2	0	0	0	2

Multiple RBI Games	2	3	4	5+	Total
12 Jared Sprague-Lott	1	-	-	-	1
TEAM	1	0	0	0	1

Hitting Streaks	Longest	Current
5 Kendall Diggs	1	1
1 Ty Wilmsmeyer	1	1
8 Hudson White	1	1
12 Jared Sprague-Lott	1	1
4 Jack Wagner	1	1
24 Peyton Holt	1	1
6 Ben McLaughlin	1	1

Reached Base Streaks	Longest	Current
9 Wehiwa Aloy	1	1
1 Ty Wilmsmeyer	1	1
5 Kendall Diggs	1	1
6 Ben McLaughlin	1	1
24 Peyton Holt	1	1
4 Jack Wagner	1	1
12 Jared Sprague-Lott	1	1
8 Hudson White	1	1

**Starting Lineup By Position
(Team W-L record when starter)**

PITCHER:		
33 Hagen Smith	1	(1-0)
CATCHER:		
8 Hudson White	1	(1-0)
FIRST BASE:		
6 Ben McLaughlin	1	(1-0)
SECOND BASE:		
24 Peyton Holt	1	(1-0)
THIRD BASE:		
12 Jared Sprague-Lot	1	(1-0)
SHORTSTOP:		
9 Wehiwa Aloy	1	(1-0)
LEFT FIELD:		
13 Jayson Jones	1	(1-0)
CENTER FIELD:		
1 Ty Wilmsmeyer	1	(1-0)
RIGHT FIELD:		
5 Kendall Diggs	1	(1-0)
DESIGNATED HITTER:		
4 Jack Wagner	1	(1-0)

**Starting Lineup By Lineup Spot
(Team W-L record when starter)**

LEADOFF:		
8 Hudson White	1	(1-0)
2ND SPOT:		
5 Kendall Diggs	1	(1-0)
3RD SPOT:		
9 Wehiwa Aloy	1	(1-0)
CLEANUP:		
6 Ben McLaughlin	1	(1-0)
5TH SPOT:		
4 Jack Wagner	1	(1-0)
6TH SPOT:		
24 Peyton Holt	1	(1-0)
7TH SPOT:		
13 Jayson Jones	1	(1-0)
8TH SPOT:		
12 Jared Sprague-Lot	1	(1-0)
9TH SPOT:		
1 Ty Wilmsmeyer	1	(1-0)

STARTERS SUMMARY

Player	GS	Position											Batting Order								
		p	c	1b	2b	3b	ss	lf	cf	rf	of	dh	1st	2nd	3rd	4th	5th	6th	7th	8th	9th
1 Ty Wilksmeyer	1	1	1
13 Jayson Jones	1	1	1	.	.
24 Peyton Holt	1	.	.	.	1	1	.	.	.
4 Jack Wagner	1	1	1
6 Ben McLaughlin	1	.	.	1	1
9 Wehiwa Aloy	1	1	1
5 Kendall Diggs	1	1	.	.	.	1
8 Hudson White	1	.	1	1
33 Hagen Smith	1	1
12 Jared Sprague-	1	1	1	.



||| INDIVIDUAL GAME-BY-GAME

#9 Wehiwa Aloy - 1 game (All games)

Date	Opponent	Pos	AB	R	H	RBI	2B	3B	HR	BB	SB	CS	HBP	SAC	SF	GDP	K	PO	A	E	Avg
Feb 16	JAMES MADISON	*ss	3	1	0	0	0	0	0	1	0	0	0	0	0	0	2	2	4	0	.000
Totals		1gs	3	1	0	0	0	0	0	1	0	0	0	0	0	0	2	2	4	0	.000

On base pct. .250 • Slugging pct. .000

#5 Kendall Diggs - 1 game (All games)

Date	Opponent	Pos	AB	R	H	RBI	2B	3B	HR	BB	SB	CS	HBP	SAC	SF	GDP	K	PO	A	E	Avg
Feb 16	JAMES MADISON	*of	4	1	2	0	1	0	0	0	0	0	0	0	0	0	0	0	0	0	.500
Totals		1gs	4	1	2	0	1	0	0	0	0	0	0	0	0	0	0	0	0	0	.500

On base pct. .500 • Slugging pct. .750

#19 Will Edmunson - 1 game (All games)

Date	Opponent	Pos	AB	R	H	RBI	2B	3B	HR	BB	SB	CS	HBP	SAC	SF	GDP	K	PO	A	E	Avg
Feb 16	JAMES MADISON	of	1	0	0	0	0	0	0	0	1	0	0	0	0	0	0	0	0	0	.000
Totals		0gs	1	0	0	0	0	0	0	0	1	0	0	0	0	0	0	0	0	0	.000

On base pct. .000 • Slugging pct. .000

#24 Peyton Holt - 1 game (All games)

Date	Opponent	Pos	AB	R	H	RBI	2B	3B	HR	BB	SB	CS	HBP	SAC	SF	GDP	K	PO	A	E	Avg
Feb 16	JAMES MADISON	*2b	3	1	1	1	0	0	0	1	1	0	0	0	0	0	0	1	1	0	.333
Totals		1gs	3	1	1	1	0	0	0	1	1	0	0	0	0	0	0	1	1	0	.333

On base pct. .500 • Slugging pct. .333

#13 Jayson Jones - 1 game (All games)

Date	Opponent	Pos	AB	R	H	RBI	2B	3B	HR	BB	SB	CS	HBP	SAC	SF	GDP	K	PO	A	E	Avg
Feb 16	JAMES MADISON	*of	3	0	0	0	0	0	0	0	0	0	0	0	0	0	2	1	0	0	.000
Totals		1gs	3	0	0	0	0	0	0	0	0	0	0	0	0	0	2	1	0	0	.000

On base pct. .000 • Slugging pct. .000

#14 Ross Lovich - 1 game (All games)

Date	Opponent	Pos	AB	R	H	RBI	2B	3B	HR	BB	SB	CS	HBP	SAC	SF	GDP	K	PO	A	E	Avg
Feb 16	JAMES MADISON	pr	0	0	0	0	0	0	0	0	0	0	0	0	0	0	0	0	0	0	.000
Totals		0gs	0	0	0	0	0	0	0	0	0	0	0	0	0	0	0	0	0	0	.000

On base pct. .000 • Slugging pct. .000

#41 Will McEntire - 1 game (All games)

Date	Opponent	Pos	AB	R	H	RBI	2B	3B	HR	BB	SB	CS	HBP	SAC	SF	GDP	K	PO	A	E	Avg
Feb 16	JAMES MADISON	p	0	0	0	0	0	0	0	0	0	0	0	0	0	0	0	1	0	0	.000
Totals		0gs	0	0	0	0	0	0	0	0	0	0	0	0	0	0	0	1	0	0	.000

On base pct. .000 • Slugging pct. .000

#41 Will McEntire - 1 appearance (All games)

Date	Opponent	GS	IP	H	R	ER	BB	SO	2B	3B	HR	WP	BK	HBP	IBB	Score	W-L	Sv	ERA	NP
Feb 16	JAMES MADISON		5.2	3	1	1	1	6	1	0	0	0	0	0	0	6-4	1-0	0	1.59	71
Totals		0	5.2	3	1	1	1	6	1	0	0	0	0	0	0	6-4	1-0	0	1.59	-

#6 Ben McLaughlin - 1 game (All games)

Date	Opponent	Pos	AB	R	H	RBI	2B	3B	HR	BB	SB	CS	HBP	SAC	SF	GDP	K	PO	A	E	Avg
Feb 16	JAMES MADISON	*1b	4	0	1	1	0	0	0	0	0	0	0	0	0	1	0	7	3	0	.250
Totals		1gs	4	0	1	1	0	0	0	0	0	0	0	0	0	1	0	7	3	0	.250

On base pct. .250 • Slugging pct. .250

#33 Hagen Smith - 1 appearance (All games)

Date	Opponent	GS	IP	H	R	ER	BB	SO	2B	3B	HR	WP	BK	HBP	IBB	Score	W-L	Sv	ERA	NP
Feb 16	JAMES MADISON	*	1.0	1	3	3	2	2	0	0	1	0	0	1	0	6-4	0-0	0	27.00	42
Totals		1	1.0	1	3	3	2	2	0	0	1	0	0	1	0	6-4	0-0	0	27.00	-

#12 Jared Sprague-Lott - 1 game (All games)

Date	Opponent	Pos	AB	R	H	RBI	2B	3B	HR	BB	SB	CS	HBP	SAC	SF	GDP	K	PO	A	E	Avg
Feb 16	JAMES MADISON	*3b	2	1	2	2	0	0	1	2	0	0	0	0	0	0	0	2	1	0	1.000
Totals		1gs	2	1	2	2	0	0	1	2	0	0	0	0	0	0	0	2	1	0	1.000

On base pct. 1.000 • Slugging pct. 2.500

#4 Jack Wagner - 1 game (All games)

Date	Opponent	Pos	AB	R	H	RBI	2B	3B	HR	BB	SB	CS	HBP	SAC	SF	GDP	K	PO	A	E	Avg
Feb 16	JAMES MADISON	*dh	3	1	1	0	1	0	0	1	1	0	0	0	0	0	0	0	0	0	.333
Totals		1gs	3	1	1	0	1	0	0	1	1	0	0	0	0	0	0	0	0	0	.333

On base pct. .500 • Slugging pct. .667

#8 Hudson White - 1 game (All games)

Date	Opponent	Pos	AB	R	H	RBI	2B	3B	HR	BB	SB	CS	HBP	SAC	SF	GDP	K	PO	A	E	Avg
Feb 16	JAMES MADISON	*c	3	1	1	1	0	0	1	1	0	0	0	0	0	0	1	13	0	0	.333
Totals		1gs	3	1	1	1	0	0	1	1	0	0	0	0	0	0	1	13	0	0	.333

On base pct. .500 • Slugging pct. 1.333

#1 Ty Wilksmeyer - 1 game (All games)

Date	Opponent	Pos	AB	R	H	RBI	2B	3B	HR	BB	SB	CS	HBP	SAC	SF	GDP	K	PO	A	E	Avg
Feb 16	JAMES MADISON	*of	4	0	1	0	0	0	0	0	0	0	0	0	0	0	2	0	0	0	.250
Totals		1gs	4	0	1	0	0	0	0	0	0	0	0	0	0	0	2	0	0	0	.250

On base pct. .250 • Slugging pct. .250

#45 Gage Wood - 1 appearance (All games)

Date	Opponent	GS	IP	H	R	ER	BB	SO	2B	3B	HR	WP	BK	HBP	IBB	Score	W-L	Sv	ERA	NP
Feb 16	JAMES MADISON		2.1	1	0	0	0	4	0	0	0	0	0	0	0	6-4	0-0	1	0.00	36
Totals		0	2.1	1	0	0	0	4	0	0	0	0	0	0	0	6-4	0-0	1	0.00	-



2024 SCHEDULE / RESULTS

	Opponent	Score	Winning Pitcher	Losing Pitcher	Save	Attendance	Time
FEB.							
16	James Madison	W, 6-4	McEntire (1-0)	Mozoki (0-1)	Wood (1)	9,432	2:33
17	James Madison						
18	James Madison						
19	James Madison						
23	vs. Oregon State ^						
24	vs. Oklahoma State ^						
25	vs. Michigan ^						
27	Grambling						

MARCH

1	Murray State
2	Murray State
3	Murray State
5	UCA
8	McNeese State
9	McNeese State
10	McNeese State
12	Oral Roberts
15	Missouri *
16	Missouri *
17	Missouri *
21	at Auburn *
22	at Auburn *
23	at Auburn *
26	Little Rock
28	LSU *
29	LSU *
30	LSU *

APRIL

2	Arkansas State
4	Ole Miss *
5	Ole Miss *
6	Ole Miss *
9	San Jose State *
10	San Jose State *
12	at Alabama *
13	at Alabama *
14	at Alabama *
16	Texas Tech
17	Texas Tech
19	at South Carolina *
20	at South Carolina *
21	at South Carolina *
23	vs. UAPB @
26	Florida *
27	Florida *
28	Florida *
30	Missouri State

MAY

1	Missouri State
3	at Kentucky *
4	at Kentucky *
5	at Kentucky *
10	Mississippi State *
11	Mississippi State *
12	Mississippi State *
16	at Texas A&M *
17	at Texas A&M *
18	at Texas A&M *

* SEC opponent / ^ Kubota College Baseball Series (Globe Life Field in Arlington, Texas) / @ Game played at Dickey-Stephens Park in North Little Rock, Ark.