



ARKANSAS

BASEBALL

ArkansasRazorbacks.com ||| @RazorbackBSB ||| Contact: Oliver Grigg (ogrigg@uark.edu)

2024 SCHEDULE & RESULTS

FEBRUARY

16	JAMES MADISON	SECN+	W, 6-4
17	JAMES MADISON	SECN+	W, 15-5 (8)
18	JAMES MADISON	SECN+	L, 7-3
19	JAMES MADISON	SECN+	W, 4-0
23	vs. #7 Oregon State ^	FloBaseball	W, 5-4
24	vs. Oklahoma State ^	FloBaseball	L, 2-1 (14)
25	vs. Michigan ^	FloBaseball	W, 4-3
27	GRAMBLING	SECN+	W, 21-1 (7)

MARCH

1	MURRAY STATE	SECN+	W, 5-1
2	MURRAY STATE	SECN+	W, 11-1 (8)
3	MURRAY STATE	SECN+	W, 5-3
5	UCA	SECN+	3 P.M.
8	MCNEESE STATE	SECN+	3 P.M.
9	MCNEESE STATE	SECN+	2 P.M.
10	MCNEESE STATE	SECN+	1 P.M.
12	ORAL ROBERTS	SECN+	6 P.M.
15	MISSOURI *	SECN+	6:30 P.M.
16	MISSOURI *	SECN+	2 P.M.
17	MISSOURI *	SECN+	2 P.M.
21	Auburn *	SECN	6 p.m.
22	Auburn *	SECN+	6 p.m.
23	Auburn *	SECN+	2 p.m.
26	LITTLE ROCK	SECN+	6:30 P.M.
28	LSU *	ESPN2	6 P.M.
29	LSU *	SECN	7 P.M.
30	LSU *	SECN+	2 P.M.

APRIL

2	ARKANSAS STATE	SECN+	6 P.M.
4	OLE MISS *	SECN	6 P.M.
5	OLE MISS *	SECN+	6:30 P.M.
6	OLE MISS *	SECN+	2 P.M.
9	SAN JOSE STATE	SECN+	6 P.M.
10	SAN JOSE STATE	SECN+	3 P.M.
12	Alabama *	SECN+	6 p.m.
13	Alabama *	SECN+	4 p.m.
14	Alabama *	SECN+	1 p.m.
16	TEXAS TECH	ESPN2	7 P.M.
17	TEXAS TECH	SECN	4 P.M.
19	South Carolina *	SECN+	6 p.m.
20	South Carolina *	SECN+	3 p.m.
21	South Carolina *	SECN+	12:30 p.m.
23	vs. UAPB @	TBA	6 p.m.
26	FLORIDA *	SECN	7 P.M.
27	FLORIDA *	ESPN2	NOON
28	FLORIDA *	SECN+	2 P.M.
30	MISSOURI STATE	SECN+	6:30 P.M.

MAY

1	MISSOURI STATE	SECN+	4 P.M.
3	Kentucky *	SECN+	5:30 p.m.
4	Kentucky *	SECN+	1 p.m.
5	Kentucky *	SECN+	Noon
10	MISSISSIPPI STATE *	SECN+	6:30 P.M.
11	MISSISSIPPI STATE *	SECN+	6 P.M.
12	MISSISSIPPI STATE *	SECN	2 P.M.
16	Texas A&M *	SECN+	6 p.m.
17	Texas A&M *	SECN+	6 p.m.
18	Texas A&M *	SECN+	1 p.m.

All times Central; Home game in **BOLD**; * - SEC opponent

^ - Kubota College Baseball Series (Globe Life Field in Arlington, Texas)

@ - Game played at Dickey-Stephens Park in North Little Rock, Ark.

GAME 12 ||| UCA vs. #2 ARKANSAS ||| MARCH 5

FAYETTEVILLE, ARK. ||| BAUM-WALKER STADIUM ||| SEC NETWORK+



7-6
0-0 ASUN

UCA BEARS

In the Polls.....NR (BA) | NR (D1Baseball)
.....NR (NCBWA) | NR (PG) | NR (USA Today)
Head Coach.....Nick Harlan
Career Record.....451-276 (14th season)
Record at UCA.....54-66 (3rd season)



9-2
0-0 SEC

ARKANSAS RAZORBACKS

In the Polls.....3 (BA) | 2 (D1Baseball)
.....4 (NCBWA) | 2 (PG) | 3 (USA Today)
Head Coach.....Dave Van Horn
Career Record.....1,433-683 (36th season)
Record at Arkansas.....848-443 (22nd season)

ON THE MOUND

UCA RHP Bryce Parlin (0-1, 10.94 ERA)

VS.

Arkansas LHP Colin Fisher (2-1, 0.00 ERA)

LEADING OFF

NATURAL STATE SHOWDOWN

- No. 2 Arkansas hosts UCA on Tuesday, March 5, at Baum-Walker Stadium.
- First pitch between the in-state foes is scheduled for 3 p.m. on SEC Network+ with Brett Dolan (play-by-play) and Troy Eklund (analyst) on the call.

HISTORY LESSON: UCA

- Arkansas boasts a 4-0 overall series record against UCA since 1960, including a 3-0 mark at Baum-Walker.
- The Razorbacks and Bears have met every season since 2021, including twice during the 2022 campaign

IN-STATE DOMINANCE

- The Razorbacks are 16-2 all-time against in-state opponents.

Arkansas-Pine Bluff

Series Record: Arkansas leads, 5-0
In Fayetteville: Arkansas leads, 5-0

Arkansas State

Series Record: Arkansas leads, 3-0
In Fayetteville: Arkansas leads, 3-0

Little Rock

Series Record: Arkansas leads, 4-2
In Fayetteville: Arkansas leads, 4-2

UCA

Series Record: Arkansas leads, 4-0
In Fayetteville: Arkansas leads, 3-0
At Neutral Sites: Arkansas leads, 1-0

GOOD START

- The Hogs are 9-2 through their first 11 games of the 2024 season. Arkansas has gotten off to a 9-2 or better start 13 times under head coach Dave Van Horn, including in 2003-06, 2008, 2011-12, 2015-16, 2019, 2021 and 2023-24.
- Last season, the Razorbacks went 18-2 through their first 20 games. Since 1960, Arkansas has jumped out to an 18-2 or better start through its first 20 games on eight occasions: 1982, 1995-96, 2003, 2005, 2012, 2019 and 2023.

SERVING STRIKEOUTS

- The Arkansas pitching staff leads the country in total strikeouts (163) and strikeouts per nine innings (14.8) through 11 games.
- Over the last eight games, Razorback starting pitchers have allowed three runs on 15 hits, including three solo homers, and eight walks while combining for a jaw-dropping 0.69 ERA and 70 strikeouts in 39.0 innings.

HOME SWEET BAUM-WALKER

- The Hogs are 7-1 at home this season.
- Excluding the 2020 campaign, the Hogs have won 28 games or more at Baum-Walker Stadium in six consecutive seasons, including a program-record 34 wins in 2018.



Arkansas ace **Hagen Smith** matched Jess Todd's single-game program record for strikeouts after his 17-strikeout performance against No. 7 Oregon State on Feb. 23.

H. SMITH

- Junior **LHP Hagen Smith**, the Razorback ace and team captain, earned the start on Opening Day for the second consecutive season.
- Smith is the first Arkansas pitcher to make consecutive season-opening starts since RHP Blaine Knight did so in 2017-18.
- Smith tied an Arkansas single-game record during his 17-strikeout gem against Oregon State (Feb. 23). Smith, who threw just 78 pitches in six innings, matched Jess Todd's program record for strikeouts in a single game, doing so in 40 fewer pitches than Todd threw against South Carolina on May 24, 2007, in the SEC Tournament.
- Smith was a consensus All-American in 2023 after making 18 appearances with 11 starts on the mound and posting an 8-2 record with a 3.64 ERA, a team-leading 109 strikeouts and a pair of saves in 71.2 innings of work during his outstanding sophomore campaign.
- In SEC play, Smith made 11 appearances with five starts, and went 5-1 record with a 3.07 ERA. The left-hander totaled 65 strikeouts over 44 innings and held opposing hitters to a .201 batting average.
- A semifinalist for last year's Golden Spikes Award and the College Baseball Foundation's National Pitcher of the Year Award, Smith was one of two starting pitchers, along with LSU ace Paul Skenes, to receive All-SEC first-team honors one season ago.
- The Bullard, Texas, native became Arkansas' first starting pitcher to earn All-SEC first-team accolades since RHP Ryne Stanek in 2013.

200 STRIKEOUTS AND COUNTING

- **LHP Hagen Smith**, who has 31 strikeouts in 13.0 innings this season, surpassed the 200-strikeout plateau against Murray State on March 1 to enter the top 10 for career strikeouts by a Razorback pitcher.

Rank	Career SO	Player	Years
1.	345	Nick Schmidt	2005-07
2.	301	Matt Carnes	1995-97
3.	283	David Walling	1998-99
4.	261	Scott Tabor	1979-82
5.	244	Blaine Knight	2016-18
6.	232	Kevin Kopps	2017-21
7.	230	Hagen Smith	2022-pres.
8.	229	Charley Boyce	2003-06
9.	225	Gerald Hannahs	1971-74
10.	224	Isaiah Campbell	2016-19

SMITH'S 2024 SEASON (3 APPEARANCES/3 STARTS)

DATE	OPPONENT	W-L-S	IP	H	R	ER	BB	SO	NP/S
2/16	James Madison *	ND	1.0	1	3	3	2	2	42/25
2/23	vs. #17 Oregon St. *	ND	6.0	3	0	0	1	17	78/59
3/1	Murray State *	W	6.0	1	1	1	1	12	81/54

SMITH'S 2023 SEASON (18 APPEARANCES/11 STARTS)

DATE	OPPONENT	W-L-SV	IP	H	R	ER	BB	SO	NP/S
2/17	vs. Texas *	ND	5.0	1	0	0	2	8	68/44
2/24	Eastern Illinois *	W	4.2	3	0	0	3	6	97/56
3/3	Wright State *	W	4.2	3	1	1	5	7	105/61
3/10	Louisiana Tech *	W	5.0	4	2	2	4	7	86/55
3/17	Auburn	SV	3.0	0	0	0	2	5	44/26
3/19	Auburn	ND	0.2	0	0	0	0	1	7/5
3/24	at #1 LSU	W	4.2	5	3	3	3	8	80/49
4/1	Alabama	W	3.0	5	2	2	1	3	52/36
4/7	at Ole Miss [DH-2] *	L	5.0	4	4	4	2	7	69/45
4/14	#16 Tennessee	SV	3.0	1	0	0	0	7	55/38
4/22	at Georgia *	ND	5.0	3	2	2	3	8	96/54
4/27	Texas A&M	W	4.0	2	0	0	2	4	70/43
5/5	at Mississippi State *	W	5.0	2	2	1	5	8	112/62
5/12	#6 South Carolina *	ND	5.2	4	1	1	3	7	94/58
5/18	at #12 Vanderbilt *	W	5.0	5	2	2	2	7	84/57
5/25	vs. #5 LSU *	ND	3.2	5	2	2	1	9	76/49
6/4	#17 TCU *	L	1.0	6	8	8	2	1	42/23
6/5	#17 TCU	ND	3.2	3	1	1	2	6	67/45

SMITH'S 2022 SEASON (20 APPEARANCES/15 STARTS)

DATE	OPPONENT	W-L-S	IP	H	R	ER	BB	SO	NP/S
2/19	Illinois State *	W	6.0	5	0	0	1	5	77/56
2/27	vs. #6 Stanford *	L	2.1	6	3	3	2	3	58/33
3/5	Southeastern [DH-1] *	W	7.0	2	2	2	3	9	97/61
3/12	UIC *	W	5.0	4	1	1	3	8	100/58
3/19	Kentucky *	W	6.0	5	3	3	3	7	92/54
3/26	at Missouri *	ND	5.0	6	3	3	3	5	96/59
4/2	Mississippi State *	W	6.0	3	3	3	3	7	87/54
4/8	at Florida *	L	4.1	7	7	6	2	1	77/48
4/15	#15 LSU *	W	7.0	2	0	0	1	7	98/64
4/23	at Texas A&M *	ND	3.0	2	1	1	5	1	70/32
4/30	Ole Miss *	ND	6.0	7	2	2	2	8	98/58
5/7	at #19 Auburn *	ND	4.0	3	2	2	3	4	81/47
5/14	#24 Vanderbilt *	ND	2.2	4	5	5	4	3	67/37
5/21	at Alabama	ND	1.1	3	5	5	2	4	37/21
5/27	vs. Florida	ND	1.0	0	0	0	0	2	16/10
6/4	at #6 Oklahoma St. *	ND	1.1	1	2	2	4	1	46/22
6/6	at #6 Oklahoma St.	SV	2.0	0	0	0	1	4	35/23
6/11	at #11 UNC	SV	1.0	1	0	0	0	1	19/14
6/12	at #11 UNC	ND	1.1	3	1	1	0	2	31/22
6/22	vs. Ole Miss *	W	5.0	2	1	1	4	8	90/56

* Indicates start

CAREER STRIKEOUTS

IN PROGRAM HISTORY

1. NICK SCHMIDT, 345
2. MATT CARNES, 301
3. DAVID WALLING, 283
4. SCOTT TABOR, 261
5. BLAINE KNIGHT, 244
6. KEVIN KOPPS, 232
7. **HAGEN SMITH, 230**
8. CHARLEY BOYCE, 229
9. GERALD HANNAHS, 225
10. ISAIAH CAMPBELL, 224

H A G E N S M I T H

CAN YOU DIGGS IT

- Junior **OF Kendall Diggs** enters the 2024 campaign as a preseason All-SEC first-team honoree, as well as one of the Razorbacks' three team captains alongside LHP Hagen Smith and INF Peyton Stovall.
- Diggs slashed .299/.436/.547 with 12 home runs, a team-leading 63 runs batted in and a team-high 46 walks over 58 games in 2023.
- The Olathe, Kan., native, who received All-SEC second-team honors as designated hitter/utility last season, posted a .291/.437/.495 slash line with four homers and a team-leading 33 RBI in conference play.
- Diggs finished his stellar sophomore season with 14 multi-hit games and a team-leading 17 multi-RBI games. He also logged a season-long 13-game hitting streak and reached base in a team-leading 34 consecutive games.
- For his career, Diggs has swatted 16 career home runs, six of which have been three-run homers. He has also hit two grand slams.

STOVE ON THE MEND

- Junior **INF Peyton Stovall** will miss four-to-six weeks with a broken foot (no surgery required) suffered during a preseason scrimmage.
- The Razorback team captain slashed .253/.330/.393 with five homers and 31 RBI in 38 games last season, playing through a shoulder injury before he was shut down to undergo surgery to repair a torn labrum.
- As a true freshman in 2022, Stovall played in 52 games with 51 starts and slashed .295/.373/.425 with six homers and 31 RBI.
- In the NCAA Tournament, he slashed a team-leading .429/.451/.571 with two homers and 13 RBI in 11 games. He finished tied for the team lead in hits (21) during the Razorbacks' postseason run.
- In the College World Series, Stovall slashed .360/.360/.520 with one home run and a team-leading 10 RBI in five games.
- He racked up a season-high five hits, including a double, and tallied three RBI vs. Auburn in Omaha, becoming the first player with five hits in a College World Series game since UNC's Dustin Ackley (2009).



Razorback infielder and team captain **Peyton Stovall** will miss four-to-six weeks with a broken foot suffered during a preseason scrimmage.



Pitcher **Brady Tygart** enters his junior campaign as the Razorbacks' No. 2 starter after he was named an All-American by the College Baseball Foundation in 2023.

BRADY T

- Junior **RHP Brady Tygart** is expected to be a mainstay in the Razorback rotation this season.
- Tygart made 10 appearances with six starts on the mound in 2023. Despite missing time due to an injury scare, he finished his sophomore season with a 3-1 record with a 3.20 ERA, 31 strikeouts and one save in 25.1 innings to earn All-America honors from the College Baseball Foundation.
- The Hernando, Miss., native allowed only 11 runs (nine earned) and issued only eight walks all season. He limited opposing hitters to .167 batting average.
- In SEC play, Tygart made four appearances (all starts) on the mound and posted a 1-0 record with a 1.80 ERA in 10.0 innings. He allowed just two runs while striking out 12 against conference opponents, and held opposing hitters to a minuscule .094 batting average.

GOT THAT WOOD

- Sophomore **RHP Gage Wood** is will play a key role in the Razorback bullpen this season.
- As a true freshman in 2023, Wood emerged as Arkansas' closer, going 2-0 with a 4.80 ERA, 42 strikeouts and a team-leading five saves in 30.0 innings of work.
- The Batesville, Ark., native limited opposing hitters to a meager .198 batting average during the season and earned a spot on the Freshman All-SEC Team at the year's end.
- All five of Wood's saves came in SEC play, and all five of his saves were of the multi-inning variety, including three three-inning saves.
- He became the fourth Arkansas freshman since 2003, Dave Van Horn's first year, to record five or more saves in a single season.

Year	Pitcher	Saves
2023	RHP Gage Wood	5
2022	RHP Brady Tygart	8
2011	RHP Nolan Sanburn	8
2010	RHP DJ Baxendale	7

- Entering 2024, Wood has been named to the preseason watch list for the National Collegiate Baseball Writers Association Stopper of the Year Award, given to the top relief pitcher in college baseball.

MADE THE ACE

- Junior **LHP Mason Molina** was a big-time transfer portal pickup.
- The left-hander from Rancho Santa Margarita, Calif., started 16 games on the mound last season at Texas Tech, finishing with a 6-2 record and a 3.67 ERA over a team-high 83.1 innings to earn All-Big 12 honors at the year's end.
- Molina racked up a team-leading 108 strikeouts to go with just 35 walks on the year. He was the team leader in wins (6) while limiting opposing hitters to a .208 batting average.
- As a true freshman in 2022, Molina appeared in 20 games with nine starts on the mound. The lefty, who struck out 71 on the year, owned a 1.96 ERA out of the pen in 11 relief appearances over 18.1 innings.
- For his career, Molina has racked up 208 strikeouts in 154.2 innings.
- As of March 5, the left-hander is one of just 25 active Division I pitchers, and one of only four active SEC pitchers, with 200 or more career strikeouts to their name.

Rank	Career Strikeouts	Player
1.	280	Ty Good* (South Carolina)
2.	230	Hagen Smith (Arkansas)
3.	208	Mason Molina* (Arkansas)
4.	204	Dominic Niman* (Kentucky)

5.	187	Trey Pooser* (Kentucky)
6.	185	Bobby Alcock* (Alabama)
7.	172	Carter Holton (Vanderbilt)
8.	166	Daniel Padyak* (Georgia)
9.	165	Colson Buchanan* (Alabama)
	165	Drew Beam (Tennessee)
11.	157	Will McEntire (Arkansas)

*Indicates stats from a non-SEC school also included



Junior left-hander **Mason Molina**, who has 208 career strikeouts in 154.2 innings, is one of only 25 active Division I pitchers with 200 or more career strikeouts.



True freshman pitcher **Colin Fisher** has fired 8.2 scoreless innings to begin his collegiate career, racking up 11 strikeouts over three appearances in the process.

BIG TUNA

- True freshman **LHP Colin Fisher** is slated to make his third collegiate start in Tuesday's game against UCA.
- The Noble, Okla., native is 2-1 with a 0.00 ERA, 11 strikeouts and zero earned runs allowed over the first 8.1 innings of his career.
- Fisher made his collegiate debut on the mound in a start against James Madison (Feb. 19), twirling five shutout innings with four strikeouts to earn his first collegiate win.
- His second appearance came in relief against Oklahoma State (Feb. 24) in the Kubota College Baseball Series at Globe Life Field in Arlington, Texas, where he struck out six over 2.1 innings to earn SEC Co-Freshman of the Week honors.
- He recorded his second collegiate win in his most recent midweek start against Grambling (Feb. 27). He completed an inning of work with one strikeout to extend his scoreless innings streak.
- Before Arkansas, Fisher attended Noble High School in Noble, Okla.
- Fisher was ranked by Perfect Game as the No. 409 overall prospect and the No. 58 left-handed pitcher in the class of 2023.
- He was rated the No. 5 overall prospect and the No. 2 left-handed pitcher in Oklahoma by Perfect Game.

BIG MAC

- Veteran **RHP Will McEntire** can do it all mon the mound as a starter or as a reliever for the Razorbacks.
- The redshirt senior has pitched in 41 career games with 19 starts, racking up 157 strikeouts over 161.0 innings of work.
- McEntire has recorded at least one save in each of the last three seasons. He earned his first save of the 2024 campaign against Murray State (March 3).
- McEntire's best outing of the 2023 season came in a start against Louisiana Tech (March 11), throwing a nine-inning complete game with six strikeouts on 97 pitches. He allowed just one unearned run on three hits and a walk in the dominant performance.
- His nine-inning complete game was the first by a Razorback pitcher since RHP Dominic Taccolini's 10-inning complete game shutout against SEC East foe Kentucky in 2016.
- His three-hitter was the first by a Razorback pitcher since RHP Ryne Stanek's nine-inning complete game three-hitter at #6 South Carolina in 2013.



Infielder **Wehiwa Aloy**, a Sacramento State transfer, was a consensus All-American last season after slashing .376/.427/.662 with 14 home runs and 46 RBI on the year.

ALOHOGS

- Sophomore **INF Wehiwa Aloy** is a name you need to know.
- Aloy, a Sacramento State transfer, was a consensus Freshman All-American last season after slashing .376/.427/.662 on the season with 69 runs, 88 hits, 15 doubles, five triples, 14 homers and 46 RBI.
- Also named the Western Athletic Conference Freshman of the Year, he racked up 88 hits, including 15 doubles and five triples, with 69 runs scored during his rookie campaign in 2023.
- Aloy enters the 2024 season, his first with the Razorbacks, as a preseason All-American by the NCBWA.
- The shortstop also earned a spot on the preseason watch list for this year's Golden Spikes Award.
- Aloy is one of two Hawai'i natives, along with freshman **INF Nolan Souza**, on this year's Arkansas roster. He is one of three native-born Hawaiian student-athletes in Arkansas baseball history, including INF Rick Nomura (2015-16) and Souza.

FROM LUBBOCK TO FAYETTEVILLE

- Junior **C Hudson White** was another significant portal transfer who came to Arkansas from Texas Tech during the offseason.
- White was teammates with fellow transfer and All-Big 12 performer **LHP Mason Molina** at Texas Tech.
- The Keller, Texas, native played in 49 games last season at Texas Tech and slashed .296/.397/.550 with 11 homers and 49 RBI.
- White recorded 10 multi-RBI games, including three games with five or more RBI, for the Red Raiders.
- During his freshman campaign in 2021, White was named the Big 12 Freshman of the Year and earned Freshman All-America honors from Collegiate Baseball and Perfect Game after hitting .260 on the year with 11 doubles, six home runs and 40 RBI.
- White, who was one of seven unanimous selections for the Big 12 All-Freshman Team, became just the sixth Texas Tech freshman to earn Big 12 Freshman of the Year honors, and the third since 2017, joining Josh Jung (2017) and Gabe Holt (2018)

POWERED BY THE PORTAL

- Head coach Dave Van Horn and the Razorbacks took full advantage of the transfer portal during the offseason, adding eight Division I transfers and one junior college transfer.

Player	Former School(s)
INF Wehiwa Aloy	Sacramento State
OF Will Edmunson	Hutchinson CC
LHP Stone Hewlett	Kansas
OF Ross Lovich	Missouri
LHP Mason Molina	Texas Tech
INF Jared Sprague-Lott	Richmond
INF/OF Jack Wagner	Kansas/Tarleton State
C Hudson White	Texas Tech
OF Ty Wilmsmeyer	Missouri

- Five of the Hogs' nine college transfers were in the Opening Day starting lineup: **C Hudson White**, **INF Jared Sprague-Lott**, **INF Wehiwa Aloy**, **OF Ty Wilmsmeyer** and **INF/OF Jack Wagner**.
- Returning Opening Day starters **INF Peyton Holt** (Crowder College) and **INF Ben McLaughlin** (Hutchinson CC) also transferred to Arkansas. Both went to junior college before arriving in Fayetteville.
- **OF Kendall Diggs** and **OF Jayson Jones**, meanwhile, are the Hogs' lone Opening Day starters who were high school recruits.

GOLDEN HOGS

- **INF Wehiwa Aloy** and **LHP Hagen Smith** have been named to the preseason watch list for the Golden Spikes Award, presented annually to the best amateur baseball player in the nation.
- Aloy and Smith are the 14th and 15th Hogs since 2008 to earn a spot on the Golden Spikes Award's preseason watch list.
- Two Razorbacks - outfielder Andrew Benintendi (2015) and pitcher Kevin Kopps (2021) - have previously won the award as the best amateur baseball player in the country.
- Arkansas (2) is just one of six schools, along with Florida State (4), Arizona State (3), Cal State Fullerton (3), LSU (2) and San Diego State (2), with multiple Golden Spikes Award winners.

PICKED TO WIN THE SEC

- The Razorbacks were predicted to win the 2024 Southeastern Conference baseball championship as voted by the league's 14 head coaches in the annual preseason poll.
- Arkansas received nine first-place votes. It is the first time since 2013 that the Hogs, who are also predicted to win the SEC Western Division, have been picked to win the SEC baseball championship.

NOT ONE, NOT TWO, NOT THREE... BUT 59 STRIKEOUTS!

- The Razorback pitching staff totaled 59 strikeouts in a three-game series on Feb. 23-25 in the Kubota College Baseball Series at Globe Life Field in Arlington, Texas.
- The MLB record is 52 strikeouts in a three-game series, which was accomplished by the Houston Astros in a three-game set against the Baltimore Orioles on May 24-26, 2016.
- Powered by **LHP Hagen Smith's** program record-tying 17 strikeouts, Arkansas pitchers recorded 23 strikeouts against Oregon State to break the previous single-game program record for strikeouts (18).
- The next day, the Hogs tallied 25 strikeouts in a 14-inning marathon against Oklahoma State to reset the single-game program record.
- Arkansas pitchers closed out the weekend in Arlington, Texas, with 11 more strikeouts, including 10 by **LHP Mason Molina**, against Michigan, bringing the three-game total to 59, a new SEC record.

D1BASEBALL

2024 PRESEASON PLAYER RANKINGS

TOP 50 CATCHERS

- No. 30 - Hudson White

TOP 50 FIRST BASEMEN

- No. 16 - Jack Wagner

TOP 50 SECOND BASEMEN

- No. 50 - Peyton Stovall

TOP 50 THIRD BASEMAN

- No. 47 - Peyton Holt

TOP 50 SHORTSTOPS

- No. 6 - Wehiwa Aloy

TOP 100 OUTFIELDERS

- No. 17 - Kendall Diggs

TOP 100 STARTING PITCHERS

- No. 2 - Hagen Smith
- No. 17 - Brady Tygart
- No. 23 - Mason Molina

TOP 50 RELIEF PITCHERS

- No. 13 - Gage Wood

2024 MLB DRAFT

TOP 200 COLLEGE PROSPECTS

- No. 7 - Hagen Smith (LHP)
- No. 37 - Brady Tygart (RHP)
- No. 57 - Mason Molina (LHP)
- No. 149 - Peyton Stovall (2B)
- No. 164 - Hudson White (C)
- No. 197 - Kendall Diggs (OF)

2025 MLB DRAFT

TOP 100 COLLEGE PROSPECTS

- No. 10 - Wehiwa Aloy (SS)



TOP PROSPECTS FOR 2024 MLB DRAFT

- No. 15 - Hagen Smith (LHP)

Scouting grades from Jonathan Mayo/MLB Pipeline:
Fastball: 60 | Slider: 65 | Splitter: 50 | Control: 45 | Overall: 55

Scouting report from Jonathan Mayo/MLB Pipeline:
"Smith has better stuff than any southpaw in this Draft and could be the first pitcher selected if he can find more consistency this spring ... He has a strong 6-foot-3, 215-pound frame built for durability and could become a frontline starter if he can harness his stuff."

BA Baseball America

TOP 20 SEC 2024 DRAFT PROSPECTS

- No. 4 - Hagen Smith (LHP)
- No. 17 - Brady Tygart (RHP)

TOP 10 SEC FRESHMEN

- No. 5 - Ryder Helfrick (C)

BEST TOOLS - SEC

- Best baserunner - Ty Wilksmeyer
- Best defensive outfielder - Ty Wilksmeyer
- Best breaking ball - Hagen Smith

TOP 10 COLLEGE PROSPECTS FOR THE 2025 MLB DRAFT

- No. 7 - Wehiwa Aloy (SS)



PERFECT GAME

TOP 75 COLLEGE FRESHMEN

- No. 5 - Ryder Helfrick (C)
- No. 9 - Gabe Gaeckle (RHP)
- No. 11 - Hunter Dietz (LHP)
- No. 12 - Adam Hachman (LHP)
- No. 32 - Nolan Souza (MIF)

TOP 100 COLLEGE SOPHOMORES

- No. 26 - Wehiwa Aloy (SS)
- No. 57 - Jayson Jones (3B/OF)
- No. 92 - Parker Coil (LHP)

TOP 100 COLLEGE JUNIORS

- No. 15 - Hagen Smith (LHP)
- No. 66 - Mason Molina (LHP)
- No. 67 - Peyton Stovall (2B)
- No. 74 - Brady Tygart (RHP)
- No. 94 - Hudson White (C)

TOP 75 COLLEGE SENIORS

- No. 31 - Peyton Holt (3B)
- No. 41 - Ben McLaughlin (INF)

TOP 2024 MLB DRAFT PROSPECTS

- No. 5 - Hagen Smith (LHP)
- No. 27 - Mason Molina (LHP)
- No. 28 - Peyton Stovall (2B)
- No. 30 - Brady Tygart (RHP)
- No. 41 - Hudson White (C)
- No. 49 - Kendall Diggs (3B/OF)

TOP 2025 MLB DRAFT PROSPECTS

- No. 10 - Wehiwa Aloy (SS)
- No. 21 - Jayson Jones (3B/OF)

TOP 2026 MLB DRAFT PROSPECTS

- No. 3 - Ryder Helfrick (C)
- No. 5 - Gabe Gaeckle (RHP)
- No. 6 - Hunter Dietz (LHP)
- No. 7 - Adam Hachman (LHP)
- No. 15 - Nolan Souza (MIF)



Since the start of the 2017 season, Arkansas has recorded **298 total wins**. The Razorbacks are one of the winningest programs in all of college baseball in that span.

MACHINE OF CONSISTENCY

- Since the start of the 2017 season, Arkansas is one of the winningest college baseball programs in the entire country.

Team	Total Wins (2017 - '18 - '19 - '20 - '21 - '22 - '23 - '24)
Arkansas	298 (45 - 48 - 46 - 11 - 50 - 46 - 42 - 9)
Florida	298 (52 - 49 - 34 - 16 - 38 - 42 - 54 - 8)
Oregon State	289 (56 - 55 - 36 - 5 - 37 - 48 - 41 - 11)
Southern Miss	287 (50 - 44 - 40 - 12 - 40 - 47 - 46 - 8)
LSU	286 (52 - 39 - 40 - 12 - 38 - 40 - 54 - 11)
Tennessee	283 (27 - 29 - 40 - 15 - 50 - 57 - 44 - 11)
Vanderbilt	283 (36 - 35 - 59 - 13 - 49 - 39 - 42 - 10)
East Carolina	280 (47 - 46 - 44 - 13 - 47 - 44 - 32 - 7)
Texas Tech	280 (45 - 45 - 46 - 16 - 39 - 39 - 41 - 9)

- Under Dave Van Horn, who is in his 22nd year as the Razorbacks' head coach, Arkansas has tallied seven 45-win seasons.

Season	Total Wins
2004	45
2012	46
2017	45
2018	48
2019	46
2021	50
2022	46

- Excluding the shortened 2020 season, the Hogs are the only SEC team, and one of only two teams in the country (along with Southern Miss), to record 40 or more wins in each of the last six full seasons.

Season	Overall Wins	SEC Wins
2017	45	18
2018	48	18
2019	46	20
2021	50	22
2022	46	18
2023	43	20

HISTORIC HOGS

- Arkansas, winners of the SEC Western Division in four of the past five full seasons, has won 18-plus SEC games in six consecutive seasons.
- LSU is the only other team in SEC history to record at least six consecutive seasons of 18 or more SEC victories. The Tigers accomplished the feat in 10 straight seasons from 1996-2005.

THE BIG 2-0

- Arkansas went 20-10 in SEC play in the 2023 regular season, finishing with 20 or more SEC victories for the fourth time in program history.

Year	SEC Record (Finish)
1999	22-8 (SEC overall champions)
2019	20-10 (SEC Western Division champions)
2021	22-8 (SEC overall champions)
2023	20-10 (SEC overall champions)

SEC TITLE TALK

- Arkansas head coach Dave Van Horn is one of only 11 head coaches in SEC history to win at least three SEC regular-season championships.

Coach	School	Championships
Skip Bertman	LSU	7
Kevin O'Sullivan	Florida	6
Tim Corbin	Vanderbilt	4
Paul Mainieri	LSU	4
Paul Gregory	Mississippi State	4
Paul Nix	Auburn	4
Tom Swayze	Ole Miss	4
Ray Tanner	South Carolina	3
Dave Van Horn	Arkansas	3

GONE STREAKING

- Arkansas has recorded had eight winning streaks of 10 or more games since head coach Dave Van Horn took over at the helm.

Winning Streak	Dates
16	March 7, 2020 - March 13, 2021
15	March 1-28, 2023
13	April 3-23, 2010
12	Feb. 11 - March 8, 2005
12	March 5-25, 2022
10	Feb. 11 - March 5, 2003
10	March 4-21, 2012
10	May 16 - June 5, 2021

- The Razorbacks' 15-game winning streak in 2023 was their longest in-season winning streak of the Van Horn era.
- It was also the longest in-season winning streak in program history since the Razorbacks won the first 18 games of the 1996 season.

HOME SWEET BAUM-WALKER

- Arkansas is 7-1 (.875 winning percentage) inside the friendly confines of Baum-Walker Stadium this season.
- Last season, Arkansas went 32-6 (.842 winning percentage) at Baum-Walker Stadium. It marked the Hogs' fourth 30-win season at home since the stadium opened in 1996.
- Excluding 2020, the Hogs have won 28 or more games at home in six consecutive seasons, including a program-record 34 wins in 2018.

Year	Home Record	Overall Record (Postseason)
2017	29-8	45-19 (Regional)
2018	34-4	48-21 (College World Series)
2019	33-7	46-20 (College World Series)
2020	N/A	N/A
2021	30-8	50-13 (Super Regional)
2022	28-7	46-21 (College World Series)
2023	32-6	43-18 (Regional)

HOME WINS, HOME WINS AND MORE HOME WINS

- In order of winning percentage, here are the Razorbacks' top five records at home since Baum-Walker Stadium opened in 1996.

Year	Home Record	Winning Percentage
2018	34-4	.895
2023	32-6	.842
2019	33-7	.825
2022	28-7	.800
2004	31-7	.795

- Arkansas was off to an 11-2 start at home (.846 winning percentage) in 2020 before the season was canceled due to the pandemic.

HOGS BOASTS COLLEGIATE BASEBALL'S NO. 1 RECRUITING CLASS

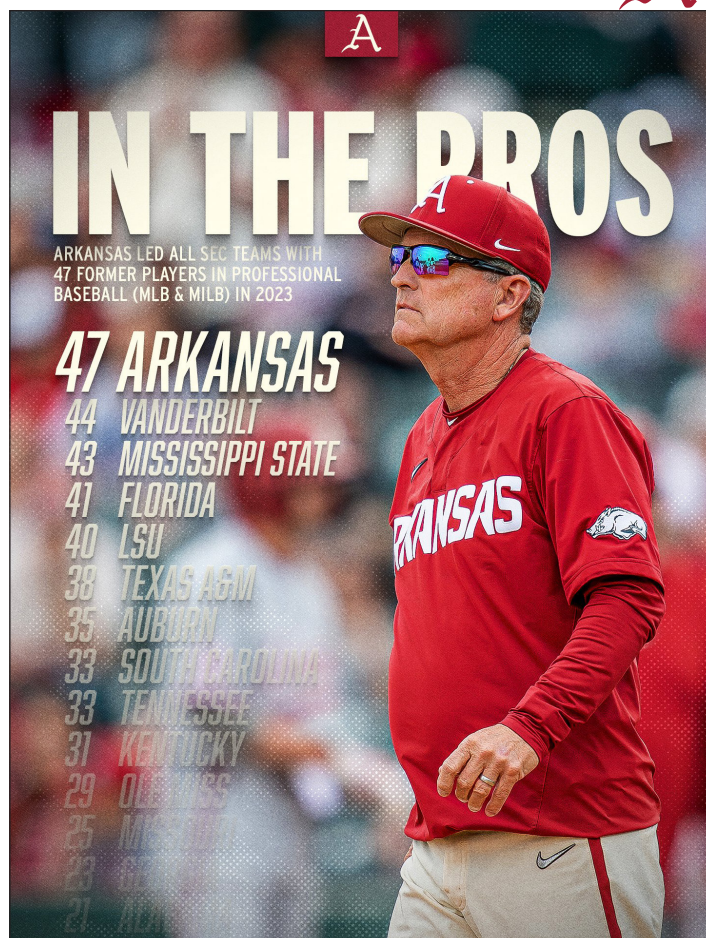
- For the first time in program history, head coach Dave Van Horn and the Hogs won Collegiate Baseball's national recruiting championship.
- Arkansas' star-studded 2023 recruiting class was named the nation's best by the publication, which released its top-50 class rankings on Tuesday, Sept. 26. The Hogs brought in 24 newcomers, including 14 freshmen, nine Division I transfers and one junior college product.
- This is the third year in a row that Arkansas has landed a top-five recruiting class as well as the program's fourth consecutive year with a top-10 recruiting class according to Collegiate Baseball.
- Arkansas is the only team in the country to earn a top-five recruiting class ranking in three consecutive years from Collegiate Baseball.
- The Hogs' 2021 and 2022 recruiting classes were lauded as the country's fourth-best and third-best, respectively.

J.B. & JOHNELLE HUNT FAMILY BASEBALL DEVELOPMENT CENTER

- The J.B. & Johnelle Hunt Family Baseball Development Center is a 49,000-square foot baseball performance facility, providing student-athletes with an expanded locker room, team meeting room, strength & conditioning center, training room, nutrition center, pitching development center and an in-venue batting tunnel.
- The one-of-a-kind facility, which opened ahead of the 2022 campaign, sits in the right-field corner of Baum-Walker Stadium.
- It also includes a tunnel to connect the facility to the first-base dugout and postgame press conference room.



The \$27 million, 49,000-square foot **J.B. & Johnelle Hunt Family Baseball Development Center** is the only one of its kind in all of college baseball.



Arkansas led all SEC teams with **47 former players** competing in professional baseball (MLB & MiLB) during the 2023 season.

PROHOGS

- 13 Hogs were on an MLB active roster during the 2023 season.

Player	Team	Draft Year
Brian Anderson	Milwaukee Brewers	2014
Jalen Beeks	Tampa Bay Rays	2014
Andrew Benintendi	Chicago White Sox	2015
Isaiah Campbell	Seattle Mariners	2019
Dominic Fletcher	Arizona Diamondbacks	2019
Zach Jackson	Oakland Athletics	2016
Dallas Keuchel	Minnesota Twins	2009
Heston Kjerstad	Baltimore Orioles	2020
James McCann	Baltimore Orioles	2011
Matt Reynolds	Cincinnati Reds	2012
Drew Smyly	Chicago Cubs	2010
Ryne Stanek	Houston Astros	2013
Trevor Stephan	Cleveland Guardians	2017

- Six (6) former Razorbacks have won a World Series championship.

Player	Team	Year
Dick Hughes	St. Louis Cardinals	1967
Eric Hinske	Boston Red Sox	2007
	New York Yankees	2009
Dallas Keuchel	Houston Astros	2017
Andrew Benintendi	Boston Red Sox	2018
Drew Smyly	Atlanta Braves	2021
Ryne Stanek	Houston Astros	2022

SERIES HISTORY

INSIDE THE SERIES (SINCE 1960): UCA

Overall Series Record: 4-0
Record in Fayetteville, Ark.: 3-0
Record at Neutral Sites: 1-0

IN THE DVH ERA (2003-PRESENT): UCA

Overall Series Record: 4-0
Record in Fayetteville, Ark.: 3-0
Record at Neutral Sites: 1-0

All-time meetings

DATE	SITE	W/L	SCORE
3/30/21	Fayetteville, Ark.	W	21-8
4/5/22	Fayetteville, Ark.	W	21-9
4/26/22	N. Little Rock, Ark.	W	2-1 (10)
4/18/23	Fayetteville, Ark.	W	6-3

BOX SCORE FROM PREVIOUS MEETING



2023 Arkansas Baseball UCA at #5 Arkansas Apr 18, 2023 at Fayetteville, Ark. (Baum-Walker Stadium)



UCA 3 (16-20)

Arkansas 6 (30-7)

Player	ab	r	h	rbi	bb	so	po	a	lob	avg	Player	ab	r	h	rbi	bb	so	po	a	lob	avg
STURGEON, Drew cf	4	0	2	0	1	1	0	0	0	.296	Tavian Josenberger cf	5	0	2	2	0	2	2	1	2	.336
SELDOMRIDGE, Kade lf	3	0	0	0	1	2	3	0	0	.244	Peyton Stovall 2b	4	0	2	0	1	0	4	4	1	.282
FLAGG, Connor ph	1	0	0	0	0	0	0	2	.324	Jace Bohroff lf	4	0	0	0	0	1	1	0	1	.388	
MENDOLIA, AJ 3b	3	0	1	0	0	0	1	1	1	.342	Kendall Diggs rf	5	1	2	0	0	0	2	0	4	.345
JOHNSON, Kolby rf	4	0	0	0	0	1	1	0	0	.294	Caleb Cali 3b	5	2	2	0	0	0	0	1	1	.259
KING, Mason dh	2	1	0	0	1	0	0	1	.262	Ben McLaughlin 1b	4	1	2	0	0	0	8	0	0	.412	
HAFLEY, Evan 1b	2	0	1	0	0	1	7	0	.248	Jason Jones dh	3	0	0	0	0	2	0	0	1	.257	
HARRIS, Trey pr	0	1	0	0	0	0	0	0	.250	Brady Slavens ph	1	1	1	0	0	0	0	0	0	.283	
MCLAUGHLIN, Jack 1b	1	0	0	0	0	1	1	2	.111	Harold Coll ss	3	1	1	1	0	1	2	4	1	.250	
ARGENTA, Noah c	4	1	2	2	0	0	6	1	.233	Hudson Polk c	3	0	1	1	1	1	8	0	0	.158	
MONROE, Tyler pr	0	0	0	0	0	0	0	0	.182	Cody Adcock p	0	0	0	0	0	0	0	1	0	-	
BOWMAN, Reid ss	4	0	1	0	0	1	2	1	.336	Parker Coil p	0	0	0	0	0	0	0	1	0	-	
LEONARD, Tanner 2b	3	0	0	0	0	0	3	5	.306	Christian Foutch p	0	0	0	0	0	0	0	1	0	-	
JANAK, Dillan p	0	0	0	0	0	0	0	1	-	Austin Ledbetter p	0	0	0	0	0	0	0	0	0	-	
WALKER, Brady p	0	0	0	0	0	0	0	0	-	Totals	37	6	13	5	2	7	27	13	11		
FENTON, Cade p	0	0	0	0	0	0	0	0	-												
GRIFFIN, Mason p	0	0	0	0	0	0	0	0	-												
LAUFMAN, Oliver p	0	0	0	0	0	0	0	0	-												
Totals	31	3	7	2	3	7	24	10	8												

Score by Innings	1	2	3	4	5	6	7	8	9	R	H	E
UCA	0	1	0	0	0	0	2	0	0	3	7	2
Arkansas	0	3	0	0	0	0	3	0	0	6	13	1

E - STURGEON, Dr(2); MCLAUGHLIN(1); Polk(1). DP - Arkansas 1. LOB - UCA 8; Arkansas 11. 2B - STURGEON, Dr(8); Diggs(9). HR - ARGENTA, Noa(2). HBP - MENDOLIA, AJ; KING, Mason; HAFLEY, Evan; LEONARD, Tan; Bohrofen; Coll. SB - KING, Mason 2(11); BOWMAN, Reid(4); Stovall(3). CS - STURGEON, Dr(1).

UCA	ip	h	r	er	bb	so	ab	bf	np	era
JANAK, Dillan	1.1	6	3	3	0	2	10	10	44	5.40
WALKER, Brady	1.0	1	0	0	0	0	4	5	15	0.00
FENTON, Cade	4.1	6	3	2	0	4	19	20	68	8.44
GRIFFIN, Mason	0.1	0	0	0	2	1	1	3	17	3.29
LAUFMAN, Oliver	1.0	0	0	0	0	0	3	3	7	4.50

Arkansas	ip	h	r	er	bb	so	ab	bf	np	era
Cody Adcock	4.0	1	1	1	1	3	12	15	52	5.88
Parker Coil	2.0	5	2	2	0	1	10	10	31	7.62
Christian Foutch	2.0	0	0	0	2	2	5	8	34	3.86
Austin Ledbetter	1.0	1	0	0	0	1	4	5	11	7.17

Win - Foutch (1-0). Loss - FENTON, Cade (1-2). Save - Ledbetter (1).

WP - GRIFFIN, Mas(3). HBP - by Adcock (KING, Mason); by Adcock (HAFLEY, Evan); by WALKER, Brad (Bohrofen); by FENTON, Cade (Coll); by Foutch (MENDOLIA, AJ); by Ledbetter (LEONARD, Tan). Inherited runners/scored: WALKER, Brad 2/0; FENTON, Cade 1/0; GRIFFIN, Mas 3/2; LAUFMAN, Oli 1/0. Pitches/strikes: JANAK, Dilla 44/30; WALKER, Brad 15/8; FENTON, Cade 68/44; GRIFFIN, Mas 17/7; LAUFMAN, Oli 7/6; Adcock 52/33; Coil 31/21; Foutch 34/16; Ledbetter 11/7.

Umpires - HP: Clint Wheeler 1B: Christopher Griffith 2B: Matt Anderson 3B: Joshua Schepis
Start: 6:02 pm Time: 2:59 Attendance: 10052
Weather: 77 & clear, 15 mph NE wind

HONORS & AWARDS

INF Wehiwa Aloy

NCBWA Preseason All-American (SS, Second Team)
Golden Spikes Award Preseason Watch List

OF Kendall Diggs

Coaches Preseason All-SEC (OF, First Team)

LHP Colin Fisher

SEC Co-Freshman of the Week (Week 2)

LHP Mason Molina

NCBWA Preseason All-American (SP, Second Team)

LHP Hagen Smith

Baseball America Preseason All-American (SP, First Team)
D1Baseball Preseason All-American (SP, First Team)
Perfect Game Preseason All-American (SP, First Team)
NCBWA Preseason All-American (SS, Second Team)
Baseball America Preseason SEC Pitcher of the Year
D1Baseball Preseason SEC Pitcher of the Year
Perfect Game Preseason SEC Pitcher of the Year
Coaches Preseason All-SEC (SP, First Team)
Golden Spikes Award Preseason Watch List
SEC Pitcher of the Week (Week 2)
Golden Spikes Award Performance of the Week (Week 2)
Perfect Game National Pitcher of the Week (Week 2)
NCBWA National Pitcher of the Week (Week 2)

RHP Gage Wood

NCBWA Stopper of the Year Award Preseason Watch List



Left-hander **Hagen Smith**, who entered the 2024 campaign as a consensus preseason All-American and the Preseason SEC Pitcher of the Year by Baseball America, D1Baseball and Perfect Game, was named the SEC Pitcher of the Week and earned numerous national weekly awards after his 17-strikeout performance vs. No. 7 Oregon State (Feb. 23).



WEEK 4

SOUTHEASTERN CONFERENCE

AS OF MARCH 5

EASTERN DIVISION

	SEC	Pct.	GB	All	Pct.	Home	Away	Neutral	Div.	Top 25	Top 10	L10	Streak
Tennessee	0-0	-	-	11-1	.917	9-0	0-0	2-1	0-0	1-0	0-0	10-0	W10
Georgia	0-0	-	-	10-1	.909	8-1	1-0	1-0	0-0	0-0	0-0	9-1	W2
Kentucky	0-0	-	-	10-1	.909	5-0	3-0	2-1	0-0	0-0	0-0	9-1	W6
Vanderbilt	0-0	-	-	10-3	.769	7-3	0-0	3-0	0-0	1-0	1-0	8-2	W5
Florida	0-0	-	-	8-3	.727	5-1	3-2	0-0	0-0	0-0	0-0	8-2	W1
South Carolina	0-0	-	-	8-3	.727	8-1	0-1	0-1	0-0	0-2	0-2	7-3	L2
Missouri	0-0	-	-	5-6	.455	1-3	3-3	1-0	0-0	0-0	0-0	5-5	L1

WESTERN DIVISION

	SEC	Pct.	GB	All	Pct.	Home	Away	Neutral	Div.	Top 25	Top 10	L10	Streak
Texas A&M	0-0	-	-	11-0	1.000	8-0	0-0	3-0	0-0	0-0	0-0	10-0	W11
Alabama	0-0	-	-	11-1	.917	8-0	1-0	2-1	0-0	1-1	0-0	9-1	L1
LSU	0-0	-	-	11-1	.917	7-1	1-0	3-0	0-0	1-0	1-0	9-1	W6
Arkansas	0-0	-	-	9-2	.818	7-1	0-0	2-1	0-0	1-0	1-0	8-2	W5
Auburn	0-0	-	-	9-2	.818	7-1	0-0	2-1	0-0	1-1	0-1	8-2	W1
Mississippi State	0-0	-	-	8-4	.667	8-4	0-0	0-0	0-0	0-0	0-0	7-3	W5
Ole Miss	0-0	-	-	8-5	.615	6-3	2-2	0-0	0-0	0-0	0-0	6-4	W2

SCHEDULE/RESULTS

Tuesday, March 5

Central Arkansas at #2 Arkansas - 4 p.m. [SECN+]

Eastern Kentucky at #25 Kentucky - 4 p.m. [SECN+]

Lindenwood at Missouri - 4 p.m. [SECN+]

Jacksonville State at #13 Alabama - 5 p.m. [SECN+]

Eastern Michigan at #9 Vanderbilt - 5:30 p.m. [SECN+]

Florida Atlantic at #4 Florida - 6 p.m. [SECN+]

Kansas State at #7 Tennessee - 6 p.m. [SECN+]

The Citadel at #13 South Carolina - 6:30 p.m. [SECN+]

Georgia vs. Georgia Southern (N. Augusta, S.C.) - 6:35 p.m.

Mississippi State vs. Southern Miss (Pearl, Miss.) - 7 p.m.

Memphis at Ole Miss - 7:30 p.m. [SECN+]

#4 Texas A&M at #14 Texas - 7:30 p.m. [LHN]

Air Force at #13 Auburn - canceled

Wednesday, March 6

Air Force at #13 Auburn - 2 p.m. [SECN+]

Davidson at #13 South Carolina - 3 p.m. [SECN+]

Troy at Alabama - 5 p.m. [SECN+]

UCF at #4 Florida - 6 p.m. [SECN+]

Southern Indiana at #7 Tennessee - 6 p.m. [SECN+]

Stetson at Georgia - 6:30 p.m. [SECN+]

#25 Kentucky at Eastern Kentucky - 6:30 p.m. [ESPN+]

#2 LSU at Southeastern Louisiana - 7 p.m. [ESPN+]

Texas Southern at #4 Texas A&M - 7 p.m.

Friday, March 8

McNeese State at #2 Arkansas - 4 p.m. [SECN+]

Kennesaw State at #25 Kentucky - 4 p.m. [SECN+]

Purdue Fort Wayne at Missouri - 4 p.m. [SECN+]

Northern Colorado at Georgia - 5 p.m. [SECN+]

Illinois State at #9 Vanderbilt - 5:30 p.m. [SECN+]

Illinois at #7 Tennessee - 6 p.m. [SECN+]

St. Mary's at #4 Florida - 6:30 p.m. [SECN+]

Lipscomb at #13 Alabama - 7 p.m. [SECN+]

Austin Peay at #13 Auburn - 7 p.m. [SECN+]

Evansville at Mississippi State - 7 p.m. [SECN+]

Longwood at #13 South Carolina - 7 p.m. [SECN+]

Rhode Island at #4 Texas A&M - 7 p.m. [SECN+]

Xavier at #2 LSU - 7:30 p.m. [SECN+]

Morehead State at Ole Miss - 7:30 p.m. [SECN+]

Saturday, March 9

Northern Colorado at Georgia (DH) - 1 p.m. [SECN+]

Kennesaw State at #25 Kentucky - 1 p.m. [SECN+]

Purdue Fort Wayne at Missouri (DH) - 1 p.m. [SECN+]

Illinois at #7 Tennessee - 1 p.m. [SECN+]

Austin Peay at #13 Auburn - 2 p.m. [SECN+]

Illinois State at #9 Vanderbilt - 2 p.m. [SECN+]

McNeese State at #2 Arkansas - 3 p.m. [SECN+]

Rhode Island at #4 Texas A&M - 3 p.m. [SECN+]

Longwood at #13 South Carolina - 4 p.m. [SECN+]

Morehead State at Ole Miss - 5 p.m. [SECN+]

Evansville at Mississippi State - 5 p.m. [SECN+]

Xavier at #2 LSU - 6 p.m. [SECN+]

St. Mary's at #4 Florida - 6:30 p.m. [SECN+]

Lipscomb at #13 Alabama - 7 p.m. [SECN+]

Sunday, March 10

St. Mary's at #4 Florida - 1 p.m. [SECN+]

Northern Colorado at Georgia - 1 p.m. [SECN+]

Kennesaw State at #25 Kentucky - 1 p.m. [SECN+]

Xavier at #2 LSU - 1 p.m. [SECN+]

Illinois at #7 Tennessee - 1 p.m. [SECN+]

Longwood at #13 South Carolina - 1:30 p.m. [SECN+]

Lipscomb at #13 Alabama - 2 p.m. [SECN+]

McNeese State at #2 Arkansas - 2 p.m. [SECN+]

Austin Peay at #13 Auburn - 2 p.m. [SECN+]

Evansville at Mississippi State - 2 p.m. [SECN+]

Purdue Fort Wayne at Missouri - 2 p.m. [SECN+]

Rhode Island at #4 Texas A&M - 2 p.m. [SECN+]

Illinois State at #9 Vanderbilt - 2 p.m. [SECN+]

Morehead State at Ole Miss - 2:30 p.m. [SECN+]

All times Eastern; Rankings reflect highest among major polls

WEEK 4

SOUTHEASTERN CONFERENCE

AS OF MARCH 4

ACTIVE CAREER LEADERS

Runs Scored

1.	Mac Bingham*, LSU	160
2.	Ethan Groff*, Ole Miss	145
3.	Clayton Chadwick*, Georgia	139
4.	Jared Sprague-Lott*, Arkansas	138
5.	Grant Smith*, Kentucky	135
6.	Braden Montgomery*, Texas A&M	133
7.	Treyson Hughes*, Ole Miss	129
8.	Max Grant*, Alabama	128
9.	Tommy White*, LSU	127
19.	Ted Burton*, Texas A&M	123

Triples

1.	Max Grant*, Alabama	13
2.	Mac Bingham*, LSU	10
3.	Cooper Weiss*, Auburn	6
	Connor Hujsak*, Mississippi State	6
	TJ McCants, Alabama	6
6.	Ryan Targac, Texas A&M	5
	Jared Sprague-Lott*, Arkansas	5
	Paul Toetz*, Georgia	5
9.	Jack Wagner*, Arkansas	4
	Dillon Carter*, Georgia	4
	Clayton Chadwick*, Georgia	4
	Grant Smith*, Kentucky	4
	Ethan Groff*, Ole Miss	4

Runs Batted In

1.	Tommy White*, LSU	191
2.	Mac Bingham*, LSU	145
3.	Ted Burton*, Texas A&M	142
4.	Braden Montgomery*, Texas A&M	139
5.	Dylan Goldstein*, Georgia	137
6.	Christian Hall*, Auburn	135
7.	Jac Caglianone, Florida	130
	Evan Sleight*, Alabama	130
9.	Grant Smith, Kentucky	125
10.	Ryan Nicholson*, Kentucky	121
11.	Kennedy Jones*, South Carolina	120
12.	Jared Sprague-Lott*, Arkansas	119
13.	Paul Toetz*, Georgia	116
	Logan Jordan*, Georgia	116
	Ryan Targac, Texas A&M	116

Stolen Bases

1.	Jacob Humphrey*, Vanderbilt	85
2.	Amani Larry*, Mississippi State	37
	Ryan Waldschmidt*, Kentucky	37
	Cooper Weiss*, Auburn	37
5.	Ty Crittenger*, Kentucky	36
6.	Ty Wilmsmeyer, Arkansas	34
	Ethan Groff*, Ole Miss	34
8.	Dylan Brewer*, South Carolina	29
9.	Max Grant*, Alabama	25
10.	Ryan Targac, Texas A&M	24
	Calvin Hewett, Vanderbilt	24

Wins

1.	Ty Good*, South Carolina	26
2.	Drew Beam, Tennessee	19
	Dominic Niman*, Kentucky	19
4.	Devin Futrell, Vanderbilt	18
	Trey Pooser*, Kentucky	18
6.	Hagen Smith, Arkansas	16
7.	Tyler Davis*, Mississippi State	15
8.	Carter Rustad*, Missouri	13
	Carter Holton, Vanderbilt	13
10.	Will McEntire, Arkansas	12
	Joseph Gonzalez, Auburn	12

Saves

1.	Zach DeVito*, Georgia	14
	Brandon Neely, Florida	14
3.	Chris Veach*, South Carolina	10
	AJ Causey*, Tennessee	10
5.	Brady Tygart, Arkansas	9
	Ryan Slater, Florida	9
	Alton Davis, Alabama	9
8.	Justin Loer*, LSU	8
9.	Brandt Pancer*, Georgia	7
10.	Gage Wood, Arkansas	6

Strikeouts

1.	Ty Good*, South Carolina	280
2.	Hagen Smith, Arkansas	230
3.	Mason Molina*, Arkansas	208
4.	Dominic Niman*, Kentucky	204
5.	Trey Pooser*, Kentucky	187
6.	Bobby Alcock*, Alabama	185
7.	Carter Holton, Vanderbilt	172
8.	Daniel Padysak*, Georgia	166
9.	Colson Buchanan*, Alabama	165
	Drew Beam, Tennessee	165
11.	Will McEntire, Arkansas	157
12.	Thatcher Hurd*, LSU	149
13.	Devin Futrell, Vanderbilt	147

Innings Pitched

1.	Ty Good*, South Carolina	253.2
2.	Trey Pooser*, Kentucky	229.0
3.	Dominic Niman*, Kentucky	229.0
4.	Drew Beam, Tennessee	177.0
5.	Daniel Padysak*, Georgia	171.0
6.	Hagen Smith, Arkansas	162.0
7.	Will McEntire, Arkansas	161.0
8.	Devin Futrell, Vanderbilt	160.0
9.	Bobby Alcock*, Alabama	156.2
10.	Coulson Buchanan*, Alabama	155.1
11.	Mason Molina*, Arkansas	154.2
12.	Carter Holton, Vanderbilt	143.2
13.	Tyler Davis*, Mississippi State	140.1

* - Indicates stats from a previous non-SEC school are included

GENERAL INFORMATION

Location.....	Fayetteville, Ark.
Founded.....	1871
Enrollment.....	30,936
Nickname.....	Razorbacks
School Colors.....	Cardinal (PMS 201) and White
Conference.....	Southeastern (SEC)
System President.....	Dr. Donald R. Bobbitt (Arkansas, 1980)
Chancellor.....	Dr. Charles Robinson (Houston, 1987)
Athletics Director.....	Hunter Yurachek (Guilford, 1990)
Faculty Athletic Rep.....	Paul Adams (LSU, 1992)
Athletics Website.....	ArkansasRazorbacks.com
Athletic Department Phone.....	(479) 575-6533
Ticket Office Phone.....	(479) 575-5151

BAUM-WALKER STADIUM

Home Facility.....	Baum-Walker Stadium at George Cole Field
Capacity.....	11,121 (8,237 Chairbacks)
Largest Crowd (actual).....	12,167 vs. Missouri State (June 6, 2015)
Stadium Opening.....	April 13, 1996
Dedication.....	May 3, 1996
Field Dimensions.....	LL - 320, LC - 375, CF - 400, RC - 365, RL - 312
Surface.....	Grass

COACHES & SUPPORT STAFF

Head Coach.....	Dave Van Horn (Arkansas, 1988)
Record at Arkansas.....	848-443 (22 seasons, .657)
Overall Division I Record.....	1,168-600 (30 seasons, .661)
Overall as a Head Coach.....	1,433-683 (36 seasons, .677)
DI Postseason Appearances (Total/at Arkansas).....	23/19
College World Series Appearances (Total/at Arkansas).....	9/7
(Neb: 2001, 2002; Ark: 2004, 2009, 2012, 2015, 2018, 2019, 2022)	
Assistant Coach/Recruiting Coordinator.....	Nate Thompson (Dallas Baptist, 2006)
Assistant Coach.....	Matt Hobbs (Missouri, 2002)
Assistant Coach.....	Bobby Wernes (Arkansas, 2018)
Director of Baseball Operations.....	Clay Goodwin (Arkansas, 2005)
Director of Strength & Conditioning.....	Hunter Bell (Arkansas-Monticello, 2018)
Director of Video & Scouting.....	Zach Barr (Arkansas, 2017)
Director of Analytics.....	DJ Baxendale (Arkansas, 2019)
Athletic Trainer.....	Corey Wood (East Carolina, 2008)
Equipment Manager.....	Mark Taylor (Ouachita Baptist, 1988)
Graduate Manager.....	John McElroy
Student Managers.....	Ryan Cleinmark, Bryson Halford, Owen Hoover, Zane Ramey, Matthew Schluterman, Matt Wheeler
Sports Information Director.....	Oliver Grigg (Tulane, 2017)
Sport Administrator.....	Kevin Trainor (Arkansas, 1994)
Administrative Assistant.....	Kelly Moore (Arkansas, 2004)

HISTORY

First Year of Arkansas Baseball.....	1897
Years of Varsity Baseball at Arkansas.....	102
(1897, 1901-03, 05, 08-16, 19-20, 22-29, 47-2024)	
All-Time Program Record.....	2,401-1,463-6 (.621)
All-Time Conference Record/Years.....	SEC: 477-423 (.530)/31
SWC: 249-190 (.567)/23	
Combined: 726-613 (.542)/54	
Conference Titles/Years.....	SEC Overall: 4/1999, 2004, 2021, 2023
SEC Western Division: 8/1999, 2004, 2007, 2011, 2018, 2019, 2021, 2023	
SWC: 2/1989, 1990	
Conference Tournament Record/Years.....	SEC: 40-45 (.471)/27
SWC: 18-25 (.419)/14	
Combined: 58-70 (.453)/41	
Conference Tournament Titles/Years.....	SEC: 1/2021
SWC: 1/1985	
NCAA Postseason Appearances.....	34
(1973, 79-80, 83, 85-90, 95-96, 98-99, 2002-15, 2017-19, 2021-23)	
NCAA Postseason Record.....	102-77 (.570)
College World Series Appearances.....	11
(1979, 1985, 1987, 1989, 2004, 2009, 2012, 2015, 2018, 2019, 2022)	
College World Series Record.....	18-22 (.450)
NCAA Super Regional Appearances.....	10
(2002, 2004, 2009, 2010, 2012, 2015, 2018, 2019, 2021, 2022)	
NCAA Super Regional Record.....	16-10 (.615)
NCAA Regional Appearances.....	33
NCAA Regional Record.....	68-45 (.602)
Overall NCAA Regional Hosts.....	10 (1999, 2004, 2006, 2007, 2010, 2017, 2018, 2019, 2021, 2023)
Best NCAA Finish.....	1979 & 2018 National Runner-Up

TEAM INFORMATION

2023 Overall Record.....	43-18
Home.....	32-6
Away.....	7-9
Neutral.....	4-3
SEC Record.....	20-10
SEC Finish.....	T-1st Overall
SEC Tournament.....	T-3rd
Postseason.....	NCAA Regional
Lettermen Returning/Lost.....	20/13
Position Starters (including DH) Returning/Lost.....	3/6
Pitchers Returning/Lost.....	11/5
Newcomers/Redshirts.....	22/1
Captains.....	OF Kendall Diggs, LHP Hagen Smith, INF Peyton Stovall

TOP RETURNING POSITION PLAYERS

Kendall Diggs	OF	Jr.	.299/.436/.547, 51 R, 12 2B, 1 3B, 12 HR, 63 RBI, 1 SB
Peyton Holt	INF/OF	Sr.	.392/.489/.581, 24 R, 4 2B, 2 3B, 2 HR, 17 RBI, 6 SB
Ben McLaughlin	INF	Sr.	.346/.442/.487, 12 R, 3 2B, 1 3B, 2 HR, 14 RBI
Peyton Stovall	INF	Jr.	.253/.330/.393, 30 R, 4 2B, 1 3B, 5 HR, 31 RBI, 3 SB

TOP RETURNING PITCHERS

Will McEntire	RHP	R-Sr.	8-3, 5.07 ERA, 87.0 IP, 83 SO, 2 SV
Hagen Smith	LHP	Jr.	8-2, 3.64 ERA, 71.2 IP, 109 SO, 2 SV
Brady Tygart	RHP	Jr.	3-1, 3.20 ERA, 25.1 IP, 31 SO, 1 SV
Gage Wood	RHP	So.	2-0, 4.80 ERA, 30.0 IP, 42 SO, 5 SV

TOP NEWCOMERS

Wehiwa Aloy	INF	So.	Wailuku, Hawai'i (Sacramento State)
Hunter Dietz	LHP	Fr.	Trinity, Fla. (Calvary Christian HS)
Colin Fisher	LHP	Fr.	Noble, Okla. (Noble HS)
Gabe Gaeckle	RHP	Fr.	Aptos, Calif. (Aptos HS)
Ryder Helfrick	C	Fr.	Discovery Bay, Calif. (Clayton Valley Charter HS)
Mason Molina	LHP	Jr.	Rancho Santa Margarita, Calif. (Texas Tech)
Nolan Souza	INF	Fr.	Honolulu, Hawai'i (Punahou School)
Jack Wagner	INF/OF	Grad.	Wichita, Kan. (Tarleton State)
Hudson White	C	Jr.	Keller, Texas (Texas Tech)
Ty Wilmsmeyer	OF	Grad.	Springfield, Mo. (Missouri)



Arkansas ace **Hagen Smith**, one of the Hogs' three team captains, went 8-2 with a 3.64 ERA, a team-leading 109 strikeouts and two saves in 71 2/3 innings of work as a sophomore in 2023.



Baseball America

Week 3

1. Wake Forest
2. LSU
3. **Arkansas**
4. Oregon State
5. TCU
6. Florida
7. Tennessee
8. Virginia
9. Vanderbilt
10. Clemson
11. Texas A&M
12. Duke
13. South Carolina
14. Texas Tech
15. East Carolina
16. North Carolina
17. NC State
18. Auburn
19. UC Irvine
20. Dallas Baptist
21. Alabama
22. Coastal Carolina
23. Texas
24. Florida State
25. Campbell

D1Baseball

Week 3

1. Wake Forest
2. **Arkansas**
3. LSU
4. Florida
5. TCU
6. Oregon State
7. Texas A&M
8. Tennessee
9. Vanderbilt
10. Clemson
11. East Carolina
12. Duke
13. Virginia
14. NC State
15. Alabama
16. North Carolina
17. Texas Tech
18. Coastal Carolina
19. Auburn
20. Dallas Baptist
21. South Carolina
22. Campbell
23. UC Irvine
24. Texas
25. UC Santa Barbara

Perfect Game

Week 3

1. Wake Forest
2. **Arkansas**
3. LSU
4. Texas A&M
5. TCU
6. Oregon State
7. Tennessee
8. Florida
9. Vanderbilt
10. Virginia
11. Duke
12. Clemson
13. Auburn
14. Texas
15. East Carolina
16. North Carolina
17. Dallas Baptist
18. South Carolina
19. Florida State
20. NC State
21. Alabama
22. UC Irvine
23. Coastal Carolina
24. Texas Tech
25. Kentucky

USA Today Coaches

Week 3

1. Wake Forest
2. LSU
3. **Arkansas**
4. TCU
5. Oregon State
6. Texas A&M
7. Florida
8. Tennessee
9. Clemson
10. Vanderbilt
11. Duke
12. Virginia
13. Alabama
14. North Carolina
15. NC State
16. East Carolina
17. Texas Tech
18. Coastal Carolina
19. Dallas Baptist
20. Auburn
21. South Carolina
22. Texas
23. UC Irvine
24. Campbell
25. Florida State

NCBWA

Week 3

1. Wake Forest
2. LSU
3. TCU
4. **Arkansas**
5. Oregon State
6. Texas A&M
7. Tennessee
8. Florida
9. Clemson
10. Duke
11. Virginia
12. Vanderbilt
13. Alabama
14. North Carolina
15. NC State
16. East Carolina
17. Texas Tech
18. Dallas Baptist
19. Coastal Carolina
20. Auburn
21. Florida State
22. UC Irvine
23. South Carolina
24. Texas
25. Kentucky

ARKANSAS IN THE POLLS

	BA	D1Baseball	Perfect Game	USA Today	NCBWA
Preseason	3	3	2	4	4
Feb. 19.....	3	2	2	4	5
Feb. 26.....	3	2	2	5	5
March 4.....	3	2	2	3	4
March 11.....					
March 18.....					
March 25.....					
April 1.....					
April 8.....					
April 15.....					
April 22.....					
April 29.....					
May 6.....					
May 13.....					
May 20.....					
May 27.....					
June 4.....					
June 11.....					
Final	--	--	--	--	--

BA - Baseball America

D1 - D1Baseball

PG - Perfect Game

USA Today - USA Today Coaches Poll

NCBWA - National Collegiate Baseball Writers Association



||| HEAD COACH DAVE VAN HORN

DAVE
VAN HORN

COACH OF THE YEAR

2004 • 2021 • 2023



Dave Van Horn, the three-time SEC Coach of the Year, is in his 22nd season at the helm of the Arkansas baseball program.

In his time as Head Hog, Van Horn has elevated Arkansas into one of the nation's premier teams. Van Horn has led the Razorbacks to seven College World Series appearances, 19 NCAA Tournament berths, three SEC overall titles, seven SEC Western Division championships, one SEC Tournament title and a total of 848 wins, including 333 SEC victories.

Since returning to his alma mater to take over for retiring legendary Arkansas head baseball coach Norm DeBriyn, Van Horn has continued to successfully field nationally competitive teams while also grooming two Golden Spikes Award and Dick Howser Trophy winners in outfielder Andrew Benintendi (2015) and pitcher Kevin Kopps (2021) as well as numerous All-Americans, all-conference performers and future professional baseball players. Under his guidance, 32 Razorbacks have earned All-America honors, 46 have garnered All-SEC recognition and 136 have heard their names called in the Major League Baseball draft.

The second-winningest coach in Arkansas history, Van Horn has led the Razorbacks to 848 wins, including 333 SEC victories entering the 2024 season. He is one of only five head coaches in college baseball history, along with Ron Polk, Mike Bianco, Skip Bertman and Tim Corbin, with 300 or more SEC wins in their career.

Including his years at Nebraska, Northwestern State and Central Missouri State, Van Horn's 1,219 wins at four-year institutions rank sixth-most among all active Division I head coaches. Including his 214 wins at Texarkana Community College, Van Horn's 1,433 overall wins are the most among all active Division I head coaches.

HOGS VS. 2024 OPPONENTS UNDER DVH

	W-L	Home	Away	Neutral
Alabama	37-29	21-9	14-16	2-4
Arkansas State	3-0	3-0	0-0	0-0
Auburn	39-23	20-10	17-13	2-0
Florida	29-23	13-5	10-14	6-4
Georgia	24-20	14-7	9-11	1-2
Grambling	11-0	10-0	0-0	1-0
James Madison	3-1	3-1	0-0	0-0
Kentucky	29-13	16-5	13-8	0-0
Little Rock	4-2	4-2	0-0	0-0
LSU	27-44	14-16	11-19	2-9
McNeese State	5-1	3-1	2-0	0-0
Michigan	1-0	0-0	0-0	1-0
Mississippi State	36-28	18-12	16-14	2-2
Missouri	14-4	7-2	7-2	0-0
Missouri State	20-11	12-8	8-3	0-0
Murray State	6-0	6-0	0-0	0-0
Oklahoma State	8-7	2-3	4-2	2-2
Ole Miss	34-43	14-19	13-17	7-7
Omaha	2-0	2-0	0-0	0-0
Oral Roberts	16-6	10-3	5-3	1-0
Oregon State	2-2	0-0	0-0	2-2
San Jose State	0-0	0-0	0-0	0-0
South Carolina	30-22	14-9	12-10	4-3
Texas A&M	22-15	13-5	7-9	2-1
Texas Tech	5-1	1-0	0-0	4-1
UAPB	5-0	5-0	0-0	0-0
UCA	4-0	3-0	0-0	1-0

PERSONAL

Born: Sept. 17, 1960
Hometown: Kansas City, Mo.
Alma Mater: Arkansas (1988)
Masters of Science: East Texas State (1992)
Wife: Karen
Children: Hollan, Mariel
Named Head Coach at Arkansas: June 21, 2002

PLAYING HISTORY

1982-84 Atlanta Braves Organization
1982 MLB Draft: 10th Round (Atlanta Braves)
1982 Arkansas
1981 MLB Draft: 10th Round (Chicago White Sox)
1980-81 McLennan Community College

COACHING HONORS

2023 SEC Coach of the Year
2021 SEC Coach of the Year
2004 SEC Coach of the Year
2001 Baseball America National Coach of the Year
2001 BIG 12 Coach of the Year
2001 ABCA Midwest Region Coach of the Year
2000 ABCA Midwest Region Coach of the Year
1997 Southland Coach of the Year
1995 Southland Coach of the Year
1994 NCAA Division II Coach of the Year
1994 ABCA Central Region Coach of the Year

HALL OF FAME

2019 Arkansas Sports Hall of Fame
2013 Winnetonka High School Hall of Fame
2012 Ban Johnson League Hall of Fame
2001 Central Missouri State Hall of Fame


VAN HORN'S CAREER NUMBERS

Year	School	Record	Pct.	Conf.	Place	Conf. Tourn.	NCAA
1989	Texarkana CC	39-18	.684	N/A	N/A	N/A	--
1990	Texarkana CC	44-14	.759	N/A	N/A	N/A	--
1991	Texarkana CC	45-12	.789	N/A	N/A	N/A	--
1992	Texarkana CC	48-10	.827	N/A	1st	N/A	--
1993	Texarkana CC	38-18	.678	N/A	N/A	N/A	--
	<i>Total</i>	<i>214-72</i>	<i>.748</i>	--	--	--	--
1994	Central Missouri St.	51-11	.823	15-1	1st (Div.)	1st (4-1)	NCAA DII Champs
	<i>Total</i>	<i>51-11</i>	<i>.823</i>	<i>15-1</i>	--	<i>1 (4-1)</i>	--
1995	Northwestern St.	37-15	.711	19-5	1st	DNP (0-2)	--
1996	Northwestern St.	34-27	.557	14-16	2nd (Div.)	2nd (3-2)	--
1997	Northwestern St.	35-23	.603	19-9	1st	DNP (0-2)	--
	<i>Total</i>	<i>106-65</i>	<i>.620</i>	<i>52-30</i>	--	<i>3 (3-6)</i>	--
1998	Nebraska	24-20	.545	10-13	7th	DNQ	DNQ
1999	Nebraska	42-18	.700	16-9	5th	1st (4-0)	NCAA (1-2)
2000	Nebraska	51-17	.750	21-9	2nd	1st (5-1)	NCAA (4-2)
2001	Nebraska	50-16	.758	20-8	1st	1st (4-0)	CWS (5-2)
2002	Nebraska	47-21	.691	16-11	2nd	2nd (3-1)	CWS (5-3)
	<i>Total</i>	<i>214-92</i>	<i>.699</i>	<i>67-39</i>	--	<i>4 (16-2)</i>	<i>4 (15-9)</i>
2003	Arkansas	35-22	.612	14-16	6th West	T-7th (0-2)	NCAA (1-2)
2004	Arkansas	45-24	.652	19-11	T-1st Overall	4th (2-2)	CWS (6-3)
2005	Arkansas	39-22	.636	13-17	T-5th West	T-7th (0-2)	NCAA (2-2)
2006	Arkansas	39-21	.650	18-12	2nd West	T-7th (0-2)	NCAA (1-2)
2007	Arkansas	43-21	.672	18-12	1st West	2nd (3-1)	NCAA (2-2)
2008	Arkansas	34-24	.586	14-15	4th West	DNQ	NCAA (0-2)
2009	Arkansas	41-24	.631	14-15	4th West	4th (2-2)	CWS (7-2)
2010	Arkansas	43-21	.672	18-12	2nd West	T-7th (0-2)	NCAA (3-3)
2011	Arkansas	40-22	.645	15-15	1st West	T-3rd (2-2)	NCAA (2-2)
2012	Arkansas	46-22	.676	16-14	T-2nd West	T-9th (0-2)	CWS (7-3)
2013	Arkansas	39-22	.639	18-11	2nd West	T-3rd (2-1)	NCAA (2-2)
2014	Arkansas	40-25	.615	16-14	4th West	T-3rd (3-2)	NCAA (2-2)
2015	Arkansas	40-25	.615	17-12	3rd West	T-5th (2-2)	CWS (5-3)
2016	Arkansas	26-29	.473	7-23	7th West	DNQ	DNQ
2017	Arkansas	45-19	.703	18-11	2nd West	2nd (3-2)	NCAA (3-2)
2018	Arkansas	48-21	.696	18-12	T-1st West	T-3rd (2-1)	CWS Runner-Up (9-3)
2019	Arkansas	46-20	.697	20-10	T-1st West	T-5th (1-2)	CWS (5-3)
2020	Arkansas	11-5	.688	0-0	--	--	--
2021	Arkansas	50-13	.794	22-8	1st Overall	1st (4-0)	NCAA (4-3)
2022	Arkansas	46-21	.687	18-12	2nd West	T-7th (0-2)	CWS (8-3)
2023	Arkansas	43-18	.705	20-10	T-1st Overall	T-3rd (2-1)	NCAA (2-2)
2024	Arkansas	9-2	.818	--	--	--	--
	<i>Total</i>	<i>848-443</i>	<i>.657</i>	<i>333-262</i>	--	<i>18 (28-30)</i>	<i>19 (71-46)</i>
<i>Career Totals</i>		<i>1,433-683</i>	<i>.677</i>	<i>467-332</i>	--	<i>51-39 (.567)</i>	<i>86-55 (.610)</i>

A ||| THE ARKANSAS RAZORBACKS



TY WILMSMEYER
Grad. • 6-2 • 185 • R/R
OF • Springfield, Mo.



NOLAN SOUZA
Fr. • 6-3 • 220 • L/R
INF • Honolulu, Hawai'i




JACK WAGNER
Grad. • 6-0 • 210 • R/R
INF/OF • Wichita, Kan.



KENDALL DIGGS
Jr. • 6-0 • 210 • L/R
OF • Olathe, Kan.



BEN McLAUGHLIN
Sr. • 6-3 • 200 • L/R
INF • Golden, Colo.




HUDSON WHITE
Jr. • 6-1 • 200 • R/R
C • Keller, Texas




WEHIWA ALOY
So. • 6-2 • 200 • R/R
INF • Wailuku, Hawai'i



PEYTON STOVALL
Jr. • 5-11 • 200 • L/R
INF • Haughton, La.



JAEWOO CHO
Fr. • 6-3 • 220 • R/R
RHP • Seoul, South Korea



JARED SPRAGUE-LOTT
Sr. • 6-0 • 195 • R/R
INF • Philadelphia, Pa.



JAYSON JONES
So. • 6-2 • 215 • R/R
INF/OF • Savannah, Texas




ROSS LOVICH
Sr. • 6-0 • 185 • L/L
OF • Overland Park, Kan.



HUDSON POLK
Sr. • 6-1 • 210 • R/R
C • Coppell, Texas



HUNTER GRIMES
R-Sr. • 6-1 • 185 • R/R
OF • Kerrville, Texas



REESE ROBINETT
So. • 6-3 • 220 • L/R
INF • Kennett, Mo.



WILL EDMUNSEN
Jr. • 6-1 • 195 • R/R
OF • Luther, Okla.



GABE GAECKLE
Fr. • 6-0 • 195 • R/R
RHP • Aptos, Calif.



MASON MOLINA
Jr. • 6-2 • 230 • R/L
LHP • Rancho Santa Margarita, Calif.



TY WAID
Fr. • 6-2 • 225 • R/R
INF/OF • Texarkana, Ark.




PEYTON HOLT
Sr. • 5-10 • 205 • R/R
INF/OF • Greenwood, Ark.



BRADY TYGART
Jr. • 6-2 • 215 • R/R
RHP • Hernando, Miss.



TATE MCGUIRE
Fr. • 6-3 • 210 • R/R
RHP • Liberty, Mo.



RYDER HELFRICK
Fr. • 6-1 • 205 • R/R
C • Discovery Bay, Calif.



KOTY FRANK
Grad. • 6-2 • 225 • R/R
RHP • Tushka, Okla.



DYLAN CARTER
R-Jr. • 6-2 • 225 • R/R
RHP • Bentonville, Ark.




HUNTER DIETZ
Fr. • 6-6 • 230 • R/L
LHP • Trinity, Fla.



HAGEN SMITH
Jr. • 6-3 • 225 • L/L
LHP • Bullard, Texas




DIEGO RAMOS
Fr. • 6-3 • 205 • S/R
RHP • Vian, Okla.




PARKER COIL
So. • 6-3 • 190 • R/L
LHP • Edmond, Okla.




JAKE FAHERTY
Jr. • 6-3 • 185 • R/R
RHP • Georgetown, Ky.




COLIN FISHER
Fr. • 6-3 • 225 • L/L
LHP • Noble, Okla.



TUCKER HOLLAND
Fr. • 6-6 • 235 • R/L
LHP • Fayetteville, N.C.



BEN BYBEE
So. • 6-6 • 235 • R/R
RHP • Overland Park, Kan.




WILL MCENTIRE
R-Sr. • 6-4 • 225 • L/R
RHP • Bryant, Ark.



KADE SMITH
Fr. • 6-0 • 200 • R/R
OF • Searcy, Ark.



PARKER ROWLAND
Sr. • 6-3 • 215 • S/R
C • Tulsa, Okla.



GAGE WOOD
So. • 6-0 • 205 • R/R
RHP • Batesville, Ark.



CHRISTIAN FOUTCH
So. • 6-3 • 230 • R/R
RHP • Littleton, Colo.



COOPER DOSSETT
So. • 6-0 • 200 • R/R
RHP • Springdale, Ark.



STONE HEWLETT
Sr. • 6-1 • 195 • L/L
LHP • Leawood, Kan.



JACK SMITH
Fr. • 6-4 • 225 • L/L
LHP • Moulton, Ala.




JOSH HYNEMAN
R-Fr. • 6-4 • 240 • R/R
RHP • Jonesboro, Ark.




ADAM HACHMAN
Fr. • 6-5 • 245 • L/L
LHP • Wentzville, Mo.



DAVE VAN HORN
Head Coach
22nd Season



NATE THOMPSON
Assistant Coach
7th Season



MATT HOBBS
Assistant Coach
6th Season



BOBBY WERNES
Assistant Coach
4th Season



CLAY GOODWIN
Director of Operations
17th Season



No.	Player	Pos.	Yr.	Ht.	Wt.	B/T	Hometown / High School / Previous School
1	Ty Wilmsmeyer	OF	Grad.	6-2	185	R/R	Springfield, Mo. / Glendale HS / Missouri
3	Nolan Souza	INF	Fr.	6-3	220	L/R	Honolulu, Hawaii / Punahou School
4	Jack Wagner	INF/OF	Grad.	6-0	210	R/R	Wichita, Kan. / Maize South HS / Kansas / Tarleton State
5	Kendall Diggs	OF	Jr.	6-0	210	L/R	Olathe, Kan. / Saint Thomas Aquinas HS
6	Ben McLaughlin	INF	Sr.	6-3	210	L/R	Golden, Colo. / Golden HS / Hutchinson CC
8	Hudson White	C	Jr.	6-1	200	R/R	Keller, Texas / Byron Nelson HS / Texas Tech
9	Wehiwa Aloy	INF	So.	6-2	200	R/R	Wailuku, Hawaii / H.P. Baldwin HS / Sacramento State
10	Peyton Stovall	INF	Jr.	5-11	200	L/R	Haughton, La. / Haughton HS
11	Jaewoo Cho	RHP	Fr.	6-3	220	R/R	Seoul, South Korea / IMG Academy
12	Jared Sprague-Lott	INF	Sr.	6-0	195	R/R	Philadelphia, Pa. / Springside Chestnut Hill Academy / Richmond
13	Jayson Jones	INF/OF	So.	6-2	215	R/R	Savannah, Texas / Braswell HS
14	Ross Lovich	OF	Sr.	6-0	185	L/L	Overland Park, Kan. / Blue Valley West HS / Missouri
16	Hudson Polk	C	Sr.	6-1	210	R/R	Coppell, Texas / Coppell HS / Oklahoma
17	Hunter Grimes	OF	R-Sr.	6-1	185	R/R	Kerrville, Texas / Tivy HS / UTSA / McLennan CC
18	Reese Robinett	INF	So.	6-3	220	L/R	Kennett, Mo. / Kennett HS
19	Will Edmunson	OF	Jr.	6-1	195	R/R	Luther, Okla. / Homeschool / Hutchinson CC
20	Gabe Gaeckle	RHP	Fr.	6-0	195	R/R	Aptos, Calif. / Aptos HS
21	Mason Molina	LHP	Jr.	6-2	230	R/L	Rancho Santa Margarita, Calif. / Trabuco Hills HS / Texas Tech
22	Ty Waid	INF/OF	Fr.	6-2	225	R/R	Texarkana, Ark. / Arkansas HS
24	Peyton Holt	INF/OF	Sr.	5-10	205	R/R	Greenwood, Ark. / Greenwood HS / Crowder College
25	Brady Tygart	RHP	Jr.	6-2	215	R/R	Hernando, Miss. / Lewisburg HS
26	Tate McGuire	RHP	Fr.	6-3	210	R/R	Liberty, Mo. / Liberty North HS
27	Ryder Helfrick	C	Fr.	6-1	205	R/R	Discovery Bay, Calif. / Clayton Valley Charter HS
28	Koty Frank	RHP	Grad.	6-2	225	R/R	Tushka, Okla. / Tushka HS / Eastern Oklahoma State College / Nebraska
31	Dylan Carter	RHP	R-Jr.	6-2	225	R/R	Bentonville, Ark. / Bentonville West HS / Crowder College
32	Hunter Dietz	LHP	Fr.	6-6	230	R/L	Trinity, Fla. / Calvary Christian HS
33	Hagen Smith	LHP	Jr.	6-3	225	L/L	Bullard, Texas / Bullard HS
34	Diego Ramos	RHP	Fr.	6-3	205	S/R	Vian, Okla. / Vian HS
36	Parker Coil	LHP	So.	6-3	190	R/L	Edmond, Okla. / Edmond Memorial HS
37	Jake Faherty	RHP	Jr.	6-3	185	R/R	Georgetown, Ky. / Great Crossing HS
38	Colin Fisher	LHP	Fr.	6-3	225	L/L	Noble, Okla. / Noble HS
39	Tucker Holland	LHP	Fr.	6-6	235	R/L	Fayetteville, N.C. / The Burlington School
40	Ben Bybee	RHP	So.	6-6	235	R/R	Overland Park, Kan. / Blue Valley Southwest HS
41	Will McEntire	RHP	R-Sr.	6-4	225	L/R	Bryant, Ark. / Bryant HS
43	Kade Smith	OF	Fr.	6-0	200	R/R	Searcy, Ark. / Harding Academy
44	Parker Rowland	C	Sr.	6-3	215	S/R	Tulsa, Okla. / Bishop Kelley HS / Arkansas State / Eastern Oklahoma State College
45	Gage Wood	RHP	So.	6-0	205	R/R	Batesville, Ark. / Batesville HS
46	Christian Foutch	RHP	So.	6-3	230	R/R	Littleton, Colo. / Chatfield Senior HS
48	Cooper Dossett	RHP	So.	6-0	200	R/R	Springdale, Ark. / Har-Ber HS
49	Stone Hewlett	LHP	Sr.	6-1	195	L/L	Leawood, Kan. / Rockhurst HS / Kansas
51	Jack Smith	LHP	Fr.	6-4	225	L/L	Moulton, Ala. / Hartselle HS
55	Josh Hyneman	RHP	R-Fr.	6-4	240	R/R	Jonesboro, Ark. / Jonesboro HS
61	Adam Hachman	LHP	Fr.	6-5	245	L/L	Wentzville, Mo. / Timberland HS

Coaches & Support Staff

Head Coach:	2 Dave Van Horn, 22nd Season (Arkansas, 1988)
Assistant Coach:	30 Nate Thompson, 7th Season (Dallas Baptist, 2006)
Assistant Coach:	47 Matt Hobbs, 6th Season (Missouri, 2002)
Assistant Coach:	7 Bobby Wernes, 4th Season (Arkansas, 2016)
Director of Operations:	Clay Goodwin, 17th Season (Arkansas, 2005)
Director of Strength & Conditioning:	Hunter Bell, 2nd Season (Arkansas-Monticello, 2018)
Director of Video & Scouting:	Zach Barr, 7th Season (Arkansas, 2017)
Director of Baseball Analytics:	DJ Baxendale, 5th Season (Arkansas, 2019)
Athletic Trainer:	Corey Wood, 13th Season (East Carolina, 2008)
Equipment Manager:	Mark Taylor, 33rd Season (Ouachita Baptist, 1988)
Graduate Manager:	John McElroy
Student Managers:	Ryan Cleinmark, Bryson Halford, Owen Hoover, Zane Ramey, Matthew Schluterman, Matt Wheeler
Sports Information Director:	Oliver Grigg, 4th Season (Tulane, 2017)
Academics Director:	Jonathan Burgess, 3rd Season (Central Arkansas, 2015)
Sport Administrator:	Kevin Trainor, 14th Season (Arkansas, 1994)
Administrative Assistant:	Kelly Moore, 21st Season (Arkansas, 2004)

Pronunciation Guide

Wehiwa Aloy	veh-hee-vuh ah-loy
Hunter Dietz	deets
Cooper Dossett	dah-set
Koty Frank	cody
Gabe Gaeckle	gack-uhl
Adam Hachman	hack-mann
Ross Lovich	low-vitch
Nolan Souza	sue-zuh
Jared Sprague-Lott	sprayg
Brady Tygart	ty-gurt
Bobby Wernes	wer-niss
Ty Wilmsmeyer	wilms-meyer



THE STARTERS

#8 HUDSON WHITE **C** **.206/.325/.412**

Transfer from Texas Tech ... In 2023, played in 49 games with 44 starts ... Slashed .296/.397/.550 with 11 home runs and 49 RBI on the year ... Scored 39 runs ... Tallied 50 base hits, including 10 doubles ... Drew 27 walks and was hit by four pitches ... 2-for-3 in stolen base attempts ... Recorded 10 multi-RBI games, including four games with two RBI, three games with three RBI, and three games with five or more RBI.

#6 BEN McLAUGHLIN **1B** **.316/.458/.395**

Has started all 11 games this season ... Second on the Razorbacks in RBI (9) and walks (9) ... In 2023, played in 28 games with 21 starts, slashing .346/.442/.487 with two homers and 14 runs batted in ... Scored 12 runs on the year ... Racked up 27 hits, including three doubles and one triple ... Drew 11 walks and was hit by four pitches ... Eight multi-hit games, including one three-hit game, and three multi-RBI games ... Season-long seven-game hitting streak and 18-game reached base streak ... In SEC play, slashed .333/.460/.510 with two home runs and nine RBI over 16 games.

#24 PEYTON HOLT **2B** **.313/.405/.375**

Has played in all 11 games with eight starts ... Team leader in triples (1) ... Tied for second in runs scored (8) ... In 2023, played in 31 games with 19 starts ... Slashed .392/.489/.581 with two homers and 17 RBI ... Scored 24 runs ... Totaled 29 base hits, including four doubles and two triples ... Drew nine walks and was hit by five pitches ... Perfect 6-for-6 in stolen base attempts ... 10 multi-hit games and four multi-RBI games ... Season-long 10-game hitting streak and 13-game reached base streak ... In SEC play, played in 13 games with nine starts ... Slashed a jaw-dropping .441/.513/.647 with one home run and eight RBI over 34 at-bats against conference opponents ... Had 15 hits, including four doubles, and scored nine runs.

#12 JARED SPRAGUE-LOTT **3B** **.417/.543/.611**

Team leader in batting average (.417), on-base percentage (.543) and slugging (.611) ... Transfer from Richmond ... In 2023, started all 53 games played in ... Slashed .314/.440/.582 with a team-leading 13 home runs and 43 RBI ... Scored a team-high 60 runs on the year ... Tallied 61 hits, including 13 doubles ... Drew 44 walks and was hit by four pitches ... Added three stolen bases ... In Atlantic 10 play, slashed .348/.492/.630 with six home runs and 19 RBI ... Team-leading 34 runs scored against conference opponents ... Had 32 hits, including eight doubles, and drew 24 walks compared to just 14 strikeouts.

#9 WEHIWA ALOY **SS** **.200/.280/.244**

Transfer from Sacramento State ... In 2023, was a consensus Freshman All-American ... Played in all 56 games with 55 starts as a true freshman ... Slashed .376/.427/.662 on the season with 69 runs scored, 88 hits, 15 doubles, five triples, 14 home runs and 46 RBI ... Posted a 1.089 OPS for the year ... One of three native-born Hawaiian student-athletes in Arkansas baseball history, including INF Rick Nomura (2015-16) and INF Nolan Souza (2024-pres.).

#13 JAYSON JONES **LF** **.233/.324/.467**

Team leader in home runs (2) and RBI (12) ... Hit a grand slam against Grambling (Feb. 27), finishing with a career-high six RBI ... In 2023, played in 20 games with 13 starts as a true freshman ... Slashed .196/.403/.370 with two homers and six RBI ... Scored 12 runs ... Nine hits, including two doubles ... Drew 14 walks and was hit by two pitches ... 2-for-2 in stolen base attempts ... Two multi-hit games and two multi-RBI games ... Season-long four-game hitting streak and four-game reached base streak.

#1 TY WILMSMEYER **CF** **.241/.333/.345**

Transfer from Missouri ... In 2023, started all 54 games in center field ... Slashed .311/.380/.482 with seven home runs and 25 RBI during the season ... Tied for the team lead in batting average (.311) ... Team leader in stolen bases, finishing 21-for-24 in attempts ... Scored 40 runs on the year ... Totaled 60 hits, including 10 doubles and one triple ... Ranked second on the Tigers in hits (60) and doubles (10).

#5 KENDALL DIGGS **RF** **.375/.490/.575**

One of the Hogs' three team captains ... Team leader in hits (15), doubles (5) and walks (10) ... Socked his first home run of the season against Murray State (March 2) ... In 2023, played in 58 games with 57 starts ... Slashed .299/.436/.547 with 12 home runs and a team-high 63 RBI on the year ... Finished as the team leader in RBI (63) ... Scored 51 runs, tied for second most on the Hogs ... Racked up the team's second-most hits (60), including 12 doubles and 1 triple ... Totaled 110 bases ... Drew a team-high 46 walks ... Plunked by six pitches ... Finished with 14 multi-hit games and a team-leading 17 multi-RBI games ... Season-long 13-game hitting streak ... Reached base in a team-leading 34 consecutive games ... In SEC play, posted a .291/.437/.495 slash line with four homers and a team-leading 33 RBI ... Drew a team-high 26 walks in conference action ... Named to the All-SEC Second Team at designated hitter/utility.

#4 JACK WAGNER **DH** **.308/.438/.462**

Has played in five games with three starts ... Two doubles and two RBI on the year ... Transfer from Tarleton State ... Played and started in 48 games ... Slashed .337/.451/.692 with a team-leading 15 home runs and a team-leading 56 RBI ... Led the Texans in triples (4), home runs (15), RBI (56), walks (28), on-base percentage (.451), slugging percentage (.692) and OPS (1.143) ... Totaled 58 hits on the year ... Had 14 multi-hit games and 13 multi-RBI games.

THE BENCH

#3 NOLAN SOUZA **INF** **FR.**

Has played in five games (four starts) as a true freshman ... Slashing .417/.563/.833 with one home run and five RBI ... Attended Punahou High School in Honolulu, Hawai'i ... Also played for the Hawai'i Tigers, where he was coached by former Razorback infielder Rick Nomura ... Ranked by Perfect Game as the No. 56 overall prospect and the No. 19 shortstop in the class of 2023 ... Rated the No. 1 overall prospect and the No. 1 shortstop in Hawai'i by Perfect Game ... One of three native-born Hawaiian student-athletes in Arkansas baseball history, including INF Rick Nomura (2015-16) and INF Wehiwa Aloy (2024-pres.).

#10 PEYTON STOVALL **INF** **JR.**

One of the Hogs' three team captains ... Suffered a broken foot in a preseason scrimmage, which will sideline him for 4-6 weeks ... In 2023, started all 38 games played in at second base before suffering a season-ending injury ... Slashed .253/.330/.393 with five home runs and 31 runs batted in ... Scored 30 runs ... Racked up 38 hits, including four doubles and one triple.

#14 ROSS LOVICH **OF** **SR.**

Has played in five games (three starts) this season ... Slashing .429/.500/.571 with four RBI ... Transfer from Missouri ... In 2023, played in 28 games with 27 starts in the outfield, missing a handful of games due to injury ... Slashed .306/.383/.541 with four home runs and 20 RBI on the year ... Scored 30 runs ... Tallied 30 hits, including nine doubles and one triple ... Drew eight walks and was hit by six pitches.

#16 HUDSON POLK **C** **SR.**

Has played in three games (two starts) this season ... Slashing .286/.400/.714 with one home run and five RBI ... In his first at-bat of the year, hit a grand slam against Grambling (Feb. 27) ... In 2023, played in 26 games with 19 starts ... Slashed .190/.342/.310 with two home runs and seven RBI ... Scored 10 runs ... Totaled 10 base hits, including one double, to go along with eight walks and six hit-by-pitches on the year ... One multi-hit game and two multi-RBI games ... Season-long two-game hitting streak and four-game reached base streak.

#19 WILL EDMUNSON **OF** **JR.**

Has played in eight games (five starts) this year ... Slashing .300/.462/.350 with three RBI ... Team leader in stolen bases (3) ... Transfer from Hutchinson CC ... First Blue Dragon to be named Kansas Jayhawk Community College Conference West MVP since 2019 ... Played in 58 games, slashing a team-leading .454/.534/.741 with 11 home runs and 51 RBI over 205 at-bats ... First Blue Dragon to win the Jayhawk Conference batting title since 2017 ... Totaled 93 hits, including 18 doubles and four triples ... Scored 78 runs.


#27 RYDER HELFRICK **C** **FR.**

Has played in five games (four starts) as a true freshman ... Slashing .125/.300/.313 this season ... First collegiate hit was a solo home run against James Madison (Feb. 17) on his birthday ... Attended Clayton Valley Charter High School in Concord, Calif. ... Ranked by Perfect Game as the No. 33 overall prospect and the No. 3 catcher in the class of 2023 ... Rated the No. 7 overall prospect and the No. 2 catcher in California by Perfect Game.

#44 PARKER ROWLAND **C** **SR.**

Has played in two games (two starts) this season ... In 2023, played in 46 games with 42 starts ... Slashed .182/.293/.238 with two homers and 19 RBI on the year ... Scored 21 runs ... Totaled 26 hits, including a pair of doubles ... Drew 21 walks and was hit by two pitches ... Four multi-hit games and five multi-RBI games ... Season-long three-game hitting streak and four-game reached base streak.

ON THE MOUND



#38 LHP COLIN FISHER

FR.

2-1, 0.00 ERA, 8.1 IP, 2 BB, 11 SO

Last Start: vs. Grambling (Feb. 27), 1.0 IP, 0 H, 0 R, 0 ER, 1 BB, 1 SO

Has made three appearances, including two starts, on the mound ... Made his collegiate debut in a start against James Madison (Feb. 19), twirling five shutout innings with four strikeouts to earn his first collegiate win ... Second appearance came in relief against Oklahoma State (Feb. 24) in the Kubota College Baseball Series at Globe Life Field, where he struck out six over 2.1 innings ... Six-strikeout performance against the Cowboys contributed to the Razorback pitching staff's 25 total strikeouts that broke the program record of 23, which was set one night earlier in Arkansas' win over No. 7 Oregon State (Feb. 23) ... Named the SEC Co-Freshman of the Week (Week 2) for his strong effort ... Earned his second collegiate win in a midweek start against Grambling (Feb. 27), striking out one in a scoreless inning of work ... Before Arkansas, attended Noble High School in Noble, Okla. ... Ranked by Perfect Game as the No. 409 overall prospect and the No. 58 left-handed pitcher in the class of 2023 ... Rated the No. 5 overall prospect and the No. 2 left-handed pitcher in Oklahoma by Perfect Game ... Ranked by Prep Baseball Report as the No. 287 overall prospect and the No. 46 left-handed pitcher in the class of 2023 ... Rated the No. 5 overall prospect and the No. 2 left-handed pitcher in Oklahoma by Prep Baseball Report ... 2023 Perfect Game Preseason All-American - West Region Honorable Mention ... 2021 Prep Baseball Report Future Games participant.

PITCHER BREAKDOWN

	W-L-S	ERA	IP	H	R	ER	BB	SO
Starters	7-0-0	1.66	48.2	21	9	9	15	85
Relievers	2-2-6	3.20	50.2	40	22	18	14	78

THE HOG PEN

Pitcher	Last App.	IP	H	R	ER	BB	SO	HR	RI/S	---- Season Totals ----		
										RI/S	SV	Ret./1BF (BB)
Parker Coil	GRAM (2/27)	2.0	1	0	0	0	1	0	0/0	0/0	0	1/2 (0)
Cooper Dossett	MUR (3/2)	1.0	0	0	0	0	2	0	0/0	0/0	0	2/2 (0)
Jake Faherty	OSU (2/24)	0.1	1	1	1	2	1	0	0/0	4/3	1	1/3 (1)
Colin Fisher	OSU (2/24)	2.1	2	1	0	1	6	0	1/0	1/0	0	1/1 (0)
Christian Foutch	GRAM (2/27)	1.0	0	0	0	1	1	0	0/0	3/0	0	2/2 (0)
Koty Frank	MUR (3/1)	1.1	1	0	0	0	3	0	0/0	0/0	2	5/6 (0)
Gabe Gaeckle	MUR (3/1)	1.2	0	0	0	1	5	0	2/0	5/0	1	3/3 (0)
Stone Hewlett	OSU (2/24)	0.1	0	0	0	0	1	0	1/0	2/0	0	3/4 (0)
Will McEntire	MUR (3/3)	3.2	3	1	1	0	5	0	3/0	3/0	1	5/5 (0)
Tate McGuire	GRAM (2/27)	1.0	3	1	1	0	3	0	0/0	0/0	0	2/2 (0)
Gage Wood	MUR (3/3)	0.1	3	1	1	0	1	0	0/0	2/1	1	3/4 (0)
TEAM TOTALS										21/4	6	28/34 (1)

Bullpen Notes: Five Arkansas pitchers have recorded at least one save this season: Koty Frank (2), Jake Faherty (1), Gabe Gaeckle (1), Will McEntire (1), Gage Wood (1) ... Arkansas relievers have recorded four multi-inning saves this season ... Gage Wood has one multi-inning save: 2.1 IP vs. JMU (Feb. 16) ... Koty Frank has one multi-inning save: 2.1 IP vs. JMU (Feb. 17) ... Gabe Gaeckle has one multi-inning save: 1.2 IP vs. Murray State (March 1) ... Will McEntire has one multi-inning save: 3.2 IP vs. Murray State (March 3) ... Razorback relievers have combined to inherit 21 runners and allow just four of those 21 inherited runners (19%) to score this season.



Christian Foutch made 14 relief appearances on the mound as a true freshman in 2023, finishing with a 1-0 record, an 8.76 ERA and nine strikeouts in 12.1 innings of work.



Will McEntire made 21 appearances, including 10 starts on the mound, in 2023. The right-hander posted an 8-3 record with a 5.07 ERA and two saves in a team-leading 87.0 innings.



Gage Wood emerged as the Razorbacks' closer as a true freshman, appearing in 23 games and going 2-0 with a 4.80 ERA, 42 strikeouts and a team-high five saves in 30.0 innings.

RECORD RUNDOWN

Overall	9-2
vs. top-5 teams	0-0
vs. top-10 teams	1-0
vs. top-25 teams	1-0
vs. unranked teams	8-2
At home	7-1
On the road	0-0
At neutral sites	2-1
In day games	8-1
In night games	1-1
In extra innings	0-0
In white uniforms	4-0
In cardinal uniforms	3-0
In cream uniforms	1-1
In grey uniforms	1-1
In pinstripe uniforms	0-0
vs. teams over .500	4-1
vs. teams .500 or worse	4-1
vs. right-handed starter	8-2
vs. left-handed starter	1-0
vs. both-handed starter	0-0
When starter receives decision	7-0
When reliever receives decision	2-2
When starter goes 5+ innings	7-1
When starter goes less than 5 innings	2-1
When scoring first	6-2
When scoring in 1st inning	4-1
When opponent scores first	3-0
When leading after 6 innings	9-1
When trailing after 6 innings	0-0
When tied after 6 innings	0-1
When leading after 7 innings	8-1
When trailing after 7 innings	0-1
When tied after 7 innings	0-0
When leading after 8 innings	6-1
When trailing after 8 innings	0-1
When tied after 8 innings	0-0
In one-run games	2-1
In two-run games	2-0
In five-run or more games	3-0
In run-rule games	3-0
Weekend series W-L-T	2-0-0
Weekend series sweeps/times swept	1/0
When scoring 10+ runs	3-0
Shutouts/times shut out	1-0
When opponent scores 5 runs or less	9-1
When opponent scores 6 runs or more	0-1
When collecting 0-3 hits	0-0
When collecting 4-6 hits	2-0
When collecting 7-9 hits	3-1
When collecting 10-12 hits	2-1
When collecting 13+ hits	2-0
When out-hitting opponent	7-1
When out-hit by opponent	1-0
When hits are equal	1-1
When hitting a home run	5-0
When opponent hits a home run	5-1
When errorless	5-0
When committing one error	1-1
When committing 2 errors	2-1
When committing 3+ errors	1-0
When opponent is errorless	2-0
vs. SEC opponents	0-0
vs. SEC East opponents	0-0
vs. SEC West opponents	0-0
vs. non-conference opponents	9-2
In midweek games	1-0
In rubber games	0-0
Game 1 of weekend series	2-0
Game 2 of weekend series	2-0
Game 3 of weekend series	1-1
Game 4 of weekend series	1-0
In February	6-2
In March	3-0
In April	0-0
In May	0-0
In June	0-0

MULTI-HIT GAMES

Name	2	3	4	5+	Total
Jared Sprague-Lott	4	1	-	-	5
Kendall Diggs	4	-	-	-	4
Wehiwa Aloy	3	-	-	-	3
Ben McLaughlin	3	-	-	-	3
Will Edmunson	2	-	-	-	2
Ross Lovich	1	1	-	-	2
Peyton Holt	1	1	-	-	2
Jayson Jones	1	-	-	-	1
Nolan Souza	1	-	-	-	1
Hudson White	1	-	-	-	1
Ty Wilmsmeyer	-	1	-	-	1
TEAM	21	4	-	-	25

CAREER MULTI-HIT GAMES

Name	'19	'20	'21	'22	'23	'24	Total
Jared Sprague-Lott	-	-	10	17	20	5	52
Ty Wilmsmeyer	-	-	2	14	20	1	37
Wehiwa Aloy	-	-	-	-	30	3	33
Peyton Stovall	-	-	-	18	10	-	28
Hudson White	-	-	-	14	12	1	27
Jack Wagner	3	2	6	-	14	-	25
Kendall Diggs	-	-	-	2	14	4	20
Ross Lovich	-	-	1	9	7	2	19
Peyton Holt	-	-	-	-	10	2	12
Ben McLaughlin	-	-	-	-	8	3	11
Hunter Grimes	6	-	-	-	1	-	7
Parker Rowland	-	-	2	-	4	-	6
Jayson Jones	-	-	-	-	2	1	3
Will Edmunson	-	-	-	-	-	2	2
Hudson Polk	-	-	-	1	1	-	2
Reese Robinett	-	-	-	-	1	-	1
Nolan Souza	-	-	-	-	-	1	1

MULTI-RBI GAMES

Name	2	3	4	5+	Total
Jayson Jones	2	-	-	1	3
Ben McLaughlin	1	1	-	-	2
Jared Sprague-Lott	2	-	-	-	2
Ross Lovich	2	-	-	-	2
Kendall Diggs	2	-	-	-	2
Nolan Souza	1	1	-	-	2
Hudson White	2	-	-	-	2
Hudson Polk	-	-	1	-	1
Wehiwa Aloy	1	-	-	-	1
Ty Wilmsmeyer	-	-	-	1	1
TEAM	13	2	1	2	18

HITTING STREAKS

Name	Longest	Current
Kendall Diggs	11	11
Ben McLaughlin	7	2
Jared Sprague-Lott	7	7
Peyton Holt	5	-
Hudson White	4	1
Jayson Jones	4	4
Nolan Souza	3	3
Ty Wilmsmeyer	3	-
Will Edmunson	3	3
Wehiwa Aloy	3	1
Ross Lovich	2	2
Hudson Polk	2	-
Jack Wagner	2	2
Ryder Helfrick	1	-

REACHED BASE STREAKS

Name	Longest	Current
Kendall Diggs	11	11
Ben McLaughlin	11	11
Jared Sprague-Lott	7	7
Ty Wilmsmeyer	7	-
Jayson Jones	7	7
Wehiwa Aloy	5	1
Peyton Holt	5	-
Will Edmunson	5	5
Nolan Souza	5	5
Hudson White	4	1
Ross Lovich	2	2
Ryder Helfrick	2	2
Parker Rowland	2	2
Jack Wagner	2	2
Hudson Polk	2	-

CAREER HOME RUNS

Name	Solo	2R	3R	GS	Total
Jared Sprague-Lott	11	8	3	-	22
Hudson White	10	5	3	1	19
Jack Wagner	5	9	3	-	17
Kendall Diggs	5	3	6	2	16
Wehiwa Aloy	10	3	1	-	14
Ty Wilmsmeyer	4	3	3	-	10
Ross Lovich	8	1	-	-	9
Peyton Stovall	4	4	-	1	9
Hunter Grimes	4	-	-	-	4
Jayson Jones	1	2	-	1	4
Hudson Polk	1	2	-	1	4
Peyton Holt	1	-	1	-	2
Ben McLaughlin	1	1	-	-	2
Reese Robinett	1	-	1	-	2
Ryder Helfrick	1	-	-	-	1
Nolan Souza	1	-	-	-	1

HOME RUN BREAKDOWN

Total	9
at Baum-Walker Stadium	9
on the Road	0
Neutral Site	0
vs. RHP	7
vs. LHP	2
w/ 0 Outs	7
w/ 1 Out	2
w/ 2 Outs	0
Solo	6
Two-Run	1
Three-Run	0
Grand Slam	2
Leadoff	4
Back-To-Back	0
Pinch-Hit	0
Walk-Off	0
Before 7th Inning	9
7th Inning and Beyond	0
Current Streak of Consecutive Games with HR	2
Longest Streak of Consecutive Games with HR	2
Opponent HR Total	6
Last HR Given Up	Solo
Longest Stretch without HR Allowed	3
Current Streak of No HR Allowed	0

COMEBACKS

defined as any win when trailing after an inning

Date / Opponent	Score (Inn.)	Final
Feb. 16 / JMU	2-3 (1)	W, 6-4
March 1 / Murray State	0-1 (1)	W, 5-1
March 3 / Murray State	0-1 (2)	W, 5-3

BLOWN LEADS

defined as any loss when leading after an inning

Date / Opponent	Score (Inn.)	Final
Feb. 18 / James Madison	2-0 (3)	L, 7-3
Feb. 24 / Oklahoma State	1-0 (8)	L, 2-1 (14)

TEAM GAME HIGHS

Team Batting

At bats:	52	vs. Oklahoma State (Feb. 24 in Arlington, Texas)
Runs scored:	21	vs. Grambling (Feb. 27)
Hits:	20	vs. Grambling (Feb. 27)
RBI:	19	vs. Grambling (Feb. 27)
Doubles:	6	vs. James Madison (Feb. 18)
	6	vs. Grambling (Feb. 27)
Triples:	1	vs. #7 Oregon State (Feb. 23 in Arlington, Texas)
Home runs:	3	vs. Grambling (Feb. 27)
Total bases:	35	vs. Grambling (Feb. 27)
Walks:	10	vs. James Madison (Feb. 17)
	10	vs. Grambling (Feb. 27)
Strikeouts:	14	vs. Oklahoma State (Feb. 24 in Arlington, Texas)
Sac hits:	1	vs. #7 Oregon State (Feb. 23 in Arlington, Texas)
	1	vs. Oklahoma State (Feb. 24 in Arlington, Texas)
Sac flies:	1	vs. Murray State (March 2)
	1	vs. Murray State (March 3)
Stolen bases:	4	vs. Murray State (March 1)
Hit by pitch:	4	vs. #7 Oregon State (Feb. 23 in Arlington, Texas)
	4	vs. Michigan (Feb. 25 in Arlington, Texas)
Caught stealing:	1	vs. James Madison (Feb. 18)
	1	vs. Murray State (March 2)
Runners LOB:	15	vs. Oklahoma State (Feb. 24 in Arlington, Texas)
Hit into DP:	3	vs. Michigan (Feb. 25 in Arlington, Texas)

Fielding

Putouts:	40	vs. Oklahoma State (Feb. 24 in Arlington, Texas)
Assists:	9	vs. James Madison (Feb. 16)
	9	vs. James Madison (Feb. 19)
	9	vs. Oklahoma State (Feb. 24 in Arlington, Texas)
Errors:	4	vs. Michigan (Feb. 25 in Arlington, Texas)
Passed balls:	1	vs. James Madison (Feb. 16)
	1	vs. Oklahoma State (Feb. 24 in Arlington, Texas)
	1	vs. Murray State (March 1)
DPs turned:	2	vs. Grambling (Feb. 27)

Pitching

Innings pitched:	13.1	vs. Oklahoma State (Feb. 24 in Arlington, Texas)
Runs allowed:	7	vs. James Madison (Feb. 18)
Earned runs:	6	vs. James Madison (Feb. 18)
Walks allowed:	7	vs. Oklahoma State (Feb. 24 in Arlington, Texas)
Strikeouts:	25	vs. Oklahoma State (Feb. 24 in Arlington, Texas)
Hits allowed:	10	vs. James Madison (Feb. 18)
Doubles allowed:	1	(7 times)
Triples allowed:		
Homers allowed:	2	vs. Murray State (March 3)
Wild pitches:	3	vs. James Madison (Feb. 18)
Hit batters:	3	vs. James Madison (Feb. 17)

INDIVIDUAL GAME HIGHS

Individual Batting

At bats:	7	Wehiwa Aloy vs. Oklahoma State (Feb. 24 in Arlington, Texas)
Runs scored:	4	Peyton Holt vs. Grambling (Feb. 27)
Hits:	3	(4 times)
RBI:	6	Jayson Jones vs. Grambling (Feb. 27)
Doubles:	2	(4 times)
Triples:	1	Peyton Holt vs. #7 Oregon State (Feb. 23 in Arlington, Texas)
Home runs:	2	Jayson Jones vs. Grambling (Feb. 27)
Total bases:	8	Jayson Jones vs. Grambling (Feb. 27)
Walks:	3	Kendall Diggs vs. James Madison (Feb. 16)
	3	Parker Rowland vs. Michigan (Feb. 25 in Arlington, Texas)
Strikeouts:	3	(4 times)
Sac hits:	1	Ryder Helfrick vs. #7 Oregon State (Feb. 23 in Arlington, Texas)
	1	Ty Wilmsmeyer vs. Oklahoma State (Feb. 24 in Arlington, Texas)
Sac flies:	1	Hudson Polk vs. Murray State (March 2)
	1	Kendall Diggs vs. Murray State (March 3)
Stolen bases:	1	(13 times)
Hit by pitch:	1	(14 times)
Caught stealing:	1	Ty Wilmsmeyer vs. James Madison (Feb. 18)
	1	Will Edmunson vs. Murray State (March 2)
Runners LOB:	5	Wehiwa Aloy vs. Murray State (March 2)

Fielding

Putouts:	24	Ryder Helfrick vs. Oklahoma State (Feb. 24 in Arlington, Texas)
Assists:	4	Wehiwa Aloy vs. James Madison (Feb. 16)
	4	Jared Sprague-Lott vs. James Madison (Feb. 17)
	4	Peyton Holt vs. James Madison (Feb. 19)
Errors:	2	Jared Sprague-Lott vs. Oklahoma State (Feb. 24 in Arlington, Texas)
	2	Jared Sprague-Lott vs. Michigan (Feb. 25 in Arlington, Texas)
Passed balls:	1	Hudson White vs. James Madison (Feb. 16)
	1	Ryder Helfrick vs. Oklahoma State (Feb. 24 in Arlington, Texas)
	1	Hudson White vs. Murray State (March 1)

Pitching

Innings pitched:	6.0	Hagen Smith vs. #7 Oregon State (Feb. 23 in Arlington, Texas)
	6.0	Brady Tygart vs. Oklahoma State (Feb. 24 in Arlington, Texas)
	6.0	Hagen Smith vs. Murray State (March 1)
Runs allowed:	4	Parker Coil vs. James Madison (Feb. 17)
Earned runs:	4	Parker Coil vs. James Madison (Feb. 17)
Walks allowed:	3	vs. James Madison (Feb. 18)
Strikeouts:	17	Hagen Smith vs. #7 Oregon State (Feb. 23 in Arlington, Texas)
Hits allowed:	4	Parker Coil vs. James Madison (Feb. 17)
Doubles allowed:	1	(7 times)
Triples allowed:		
Homers allowed:	1	(5 times)
Wild pitches:	1	(5 times)
Hit batters:	3	Brady Tygart vs. James Madison (Feb. 17)



Hagen Smith was a consensus All-American and an All-SEC first-team honoree after an outstanding sophomore campaign in 2023. Smith made 18 appearances with 11 starts on the mound, posting an 8-2 record with a 3.64 ERA, a team-leading 109 strikeouts and two saves in 71 2/3 innings of work last season.



THE LAST TIME AN ARKANSAS PLAYER...

4 hits in a game.....	Michael Turner vs. #2 Stanford (College World Series), June 18, 2022
5 hits in a game.....	Peyton Stovall vs. #25 Auburn (College World Series), June 21, 2022
6 hits in a game.....	Jeremy Jackson vs. Northeastern (Okla.), April 16, 1997
2 hits in an inning.....	Harold Coll vs. SEMO, March 21, 2023
2 doubles in an inning.....	Harold Coll vs. SEMO, March 21, 2023
Reached base twice in an inning.....	Kendall Diggs (HR, BB) vs. Murray State, March 2, 2024
2 doubles in a game.....	Ross Lovich vs. Murray State, March 2, 2024
3 doubles in a game.....	Trevor Ezell vs. TCU (NCAA Regional), June 1, 2019
4 doubles in a game.....	Rodney Nye vs. Louisiana Tech, March 31, 1998
3 consecutive at-bats with a double.....	Hudson White vs. James Madison, Feb. 17-18, 2024
3 consecutive games with a double.....	Jared Sprague-Lott vs. Oklahoma State, Michigan & Grambling, Feb. 24-27, 2024
Led off a game with a triple.....	Braydon Webb vs. #2 Stanford (College World Series), June 18, 2022
2 triples in a game.....	Jax Biggers vs. Auburn (SEC Tournament), May 25, 2017
Led off a game with a home run.....	Matt Goodheart vs. #19 Nebraska (NCAA Regional), June 5, 2021
2 home runs in a game.....	Jayson Jones (2R, GS) vs. Grambling, Feb. 27, 2024
3 home runs in a game.....	Chad Spanberger vs. Auburn (SEC Tournament), May 26, 2017
Grand slam.....	Jayson Jones vs. Grambling, Feb. 27, 2024
Grand slam in consecutive games.....	Cayden Wallace vs. UIC, March 12-13, 2022
Grand slam in an SEC Tournament game.....	Jared Wegner vs. Texas A&M (SEC Tournament), May 24, 2023
HR in consecutive at-bats.....	Brady Slavens at Texas A&M, April 23, 2022
HR in 2 straight games.....	Jared Wegner vs. Santa Clara & #17 TCU, June 4-5, 2024
HR in 3 straight games.....	Brady Slavens at Mississippi State, May 5-7, 2023
HR in 4 straight games.....	Jace Bohrofen vs. Little Rock & #16 Tennessee, April 11-15, 2023
HR in 5 straight games.....	Aaron Murphree vs. OSU, South Dakota State & Siena, March 2-8, 2008
HR in 6 straight games.....	Aaron Murphree vs. OSU, South Dakota State & Siena, March 2-9, 2008
Pinch-hit home run.....	Reese Robinett at #1 LSU, March 24, 2023
Pinch-hit home run in an SEC game.....	Reese Robinett at #1 LSU, March 24, 2023
Pinch-hit home run in an NCAA Tournament game.....	Charlie Welch vs. #19 Nebraska (NCAA Regional), June 7, 2021
Inside-the-park home run.....	Casey Martin vs. Kentucky, May 3, 2019
Back-to-back home runs.....	Brady Slavens & Peyton Stovall vs. Wright State, March 3, 2023
Back-to-back-to-back home runs.....	Peyton Stovall, Kendall Diggs & Caleb Cali vs. Illinois State, March 1, 2023
Walk-off home run (non-run rule).....	Kendall Diggs vs. Texas A&M (SEC Tournament), May 24, 2023
Walk-off home run in an SEC game.....	Kendall Diggs vs. Ole Miss, April 30, 2022
Walk-off home run in an SEC Tournament game.....	Kendall Diggs vs. Texas A&M (SEC Tournament), May 24, 2023
Hit a home run from both sides of the plate in a game.....	Dylan Leach vs. UCA, April 5, 2022
Hit for the cycle.....	Dylan Leach vs. UCA, April 5, 2022
4 runs in a game.....	Peyton Holt vs. Grambling, Feb. 27, 2024
5 runs in a game.....	Robert Moore vs. #16 NC State (NCAA Super Regional), June 11, 2021
6 runs in a game.....	Trevor Ezell vs. Grambling, April 30, 2019
4 RBI in a game.....	Hudson Polk vs. Grambling, Feb. 27, 2024
5 RBI in a game.....	Ty Wilmsmeyer vs. James Madison, Feb. 17, 2024
6 RBI in a game.....	Jayson Jones vs. Grambling, Feb. 27, 2024
7 RBI in a game.....	Chad Spanberger vs. Auburn (SEC Tournament), May 25, 2017
8 RBI in a game.....	Rodney Nye vs. ORU, April 14, 1999
9 RBI in a game.....	Ryan Lundquist vs. Central Missouri St., March 4, 1997
2 walks in an inning.....	Hunter Grimes vs. Little Rock, April 11, 2023
5 walks in a game.....	Jared Wegner vs. Louisiana Tech, March 12, 2023
2 stolen bases in a game.....	Jace Bohrofen vs. #16 Tennessee, April 15, 2023
3 stolen bases in a game.....	Andrew Benintendi vs. Stephen F. Austin, April 15, 2015
4 stolen bases in a game.....	Logan Forsythe vs. Ole Miss, May 19, 2007
Stole home.....	Bobby Wernes vs. Ole Miss, March 28, 2015
2 errors in a game.....	Jared Sprague-Lott vs. Michigan, Feb. 25, 2024
3 errors in a game.....	Bobby Wernes at LSU, April 12, 2014
4 errors in a game.....	Chris Shaddy vs. TCU, April 27, 1980
9-inning no-hitter.....	Scott Roehl vs. Kansas St., March 20, 2001
9-inning combined no-hitter.....	Nick Schmidt (6.0 IP), Brian McLelland (1.0 IP), Devin Collis (2.0 IP) vs. Oklahoma State, February 12, 2006
7-inning combined no-hitter.....	D. Taccolini (2.0 IP), M. Cronin (3.0 IP), J. Alberius (2.0 IP) vs. Auburn (SEC Tournament), May 25, 2017
1-hitter.....	Trevor Stephan (7.0 IP) at Tennessee, May 6, 2017
9-inning combined 1-hitter.....	P. Wicklander (5.0 IP), K. Ramage (1.0 IP), J. Kostyshock (1.0 IP), K. Kopps (1.0 IP), M. Cronin (1.0 IP) vs. Western Illinois, March 12, 2019
7-inning combined 1-hitter.....	Kole Ramage (3.0 IP), Elijah Trest (2.0 IP), Issac Bracken (2.0 IP) vs. UAPB [DH-1], April 12, 2022
2-hitter.....	Kacey Murphy vs. Florida (SEC Tournament), May 27, 2017
Combined 2-hitter.....	Hagen Smith (6.0 IP), Koty Frank (1.1 IP), Gabe Gaeckle (1.2 IP) vs. Murray State, March 1, 2024
3-hitter.....	Will McEntire (9.0 IP) vs. Louisiana Tech, March 11, 2023
Combined 3-hitter.....	Cody Adcock (6.0 IP), Austin Ledbetter (2.0 IP), Gage Wood (0.1 IP), Hagen Smith (0.2 IP) vs. Auburn, March 19, 2023
8-inning combined 3-hitter.....	Brady Tygart (5.0 IP), Will McEntire (2.0 IP), Cooper Dossett (1.0 IP) vs. Murray State, March 2, 2024
7-inning combined 3-hitter.....	Ben Bybee (2.0 IP), Gage Woof (2.0 IP), Ben McLaughlin (1.0 IP), Christian Foutch (1.0 IP), Parker Coil (1.0 IP) vs. Omaha, March 28, 2023
7-inning complete game.....	Kacey Murphy vs. Florida (SEC Tournament), May 27, 2017
9-inning complete game.....	Hunter Hollan vs. #6 South Carolina, May 14, 2023
10-inning complete game.....	Dominic Taccolini at #12 Kentucky, April 22, 2016
7-inning complete-game shutout.....	Kacey Murphy vs. Florida (SEC Tournament), May 27, 2017
10-inning or more start.....	Dominic Taccolini at #12 Kentucky (10 innings), April 22, 2016
Complete-game shutout.....	Dominic Taccolini at #12 Kentucky, April 22, 2016
Had 10 strikeouts.....	Mason Molina vs. Murray State, March 3, 2024
Had 11 strikeouts.....	Connor Noland vs. UIC [DH-1], March 10, 2022
Had 12 strikeouts.....	Hagen Smith vs. Murray State, March 1, 2024
Had 13 strikeouts.....	Isaiah Campbell vs. Stony Brook, March 1, 2019
Had 14 strikeouts.....	David Walling vs. South Carolina, May 16, 1999
Had 15 strikeouts.....	Nick Schmidt vs. Auburn, May 18, 2006
Had 16 strikeouts.....	David Walling vs. Eastern Illinois, Feb. 20, 1998
Had 17 strikeouts.....	Hagen Smith vs. #7 Oregon State, Feb. 23, 2024
Had 10 or more strikeouts in consecutive outings.....	Mason Molina vs. Michigan (10) & Murray State (10), Feb. 25-March 3, 2024
Had 12 or more strikeouts in consecutive outings.....	Hagen Smith vs. #7 Oregon State (17) & Murray State (12), Feb. 23-March 1, 2024

THE LAST TIME AN ARKANSAS TEAM...

Scored 10 runs	vs. Texas A&M, April 28, 2023
Scored 11 runs	vs. Murray State, March 2, 2024
Scored 12 runs	vs. SEMO, March 21, 2023
Scored 13 runs	vs. Santa Clara (NCAA Regional), June 2, 2023
Scored 14 runs	at Mississippi State, May 6, 2023
Scored 15 runs	vs. James Madison, Feb. 17, 2024
Scored 16 runs	vs. Omaha, March 28, 2023
Scored 17 runs	vs. #2 Stanford (College World Series), June 18, 2022
Scored 18 runs	vs. #9 Oklahoma State, Feb. 19, 2023
Scored 19 runs	vs. Northwestern State, April 23, 2019
Scored 20 runs	at #6 Oklahoma State (NCAA Regional), June 4, 2022
Scored 21 runs	vs. Grambling, Feb. 27, 2024
Scored 22 runs	vs. Louisiana Tech, Feb. 14, 2004
Scored 23 runs	Never
Scored 24 runs	Missouri Southern, Feb. 11, 1998
Scored 25 runs	Missouri Southern, Feb. 4, 2001
Scored 26 runs	vs. UA Pine Bluff, April 14, 2021
Scored 27 runs	Never
Scored 28 runs	vs. Wisconsin-Milwaukee (2), Feb. 18, 2007
Scored 29 runs	Morningside, April 6, 1968
Scored 30 runs	at South Carolina, March 30, 1997
Scored 32 runs	32 vs. Bucknell, Feb. 17, 2018
Scored 33 runs	33 vs. Southwest Baptist, March 21, 1984
Had 10 hits	vs. Murray State, March 3, 2024
Had 11 hits	vs. Murray State, March 2, 2024
Had 12 hits	at #11 North Carolina (NCAA Super Regional), June 12, 2022
Had 13 hits	vs. UCA, April 18, 2023
Had 14 hits	vs. James Madison, Feb. 17, 2024
Had 15 hits	at Ole Miss (DH-1), April 7, 2023
Had 16 hits	vs. #25 Auburn (College World Series), June 21, 2022
Had 17 hits	vs. #16 NC State (NCAA Super Regional), June 11, 2021
Had 18 hits	vs. South Alabama, March 7, 2020
Had 19 hits	vs. UCA, April 5, 2022
Had 20 hits	vs. Grambling, Feb. 27, 2024
Had 21 hits	vs. #2 Stanford (College World Series), June 18, 2022
Had 22 hits	at #6 Vanderbilt, April 14, 2019
Had 23 hits	Centenary, March 31, 1999
Had 24 hits	Georgia, March 17, 2001
Had 25 hits	at Centenary, March 23, 2005
Had 26-29 hits	28 at South Carolina, March 30, 1997
Had 30 hits	vs. Saint Louis, April 7, 2010
Had 31+ hits	32 vs. Southwest Baptist, March 21, 1984
Hit four home runs in a game	4 - Tavian Josenberger (2), Jace Bohrofen (1), Harold Coll (1) vs. #17 TCU (NCAA Regional), June 4, 2023
Hit five home runs in a game	5 - Jalen Battles (1), Christian Franklin (1), Cullen Smith (1), Cayden Wallace (1), Braydon Webb (1) vs. NJIT (NCAA Regional), June 4, 2021
Hit six home runs in a game	6 - Luke Bonfield (1), Dominic Fletcher (1), Jared Gates (1), Grant Koch (1), Casey Martin (1), Carson Shaddy (1) vs. Bucknell, Feb. 17, 2018
Hit seven home runs in a game	7 - Robert Moore (2), Jalen Battles (1), Chris Lanzilli (1), Brady Slavens (1), Michael Turner (1), Cayden Wallace (1) vs. UCA, April 5, 2022
Hit eight or more home runs in a game	8 - Matt Goodheart (2), Brady Slavens (2), Cullen Smith (2), Charlie Welch (2) vs. UAPB, April 14, 2021
Hit two grand slams in a game	vs. Grambling, Feb. 27, 2024
Hit a grand slam in three consecutive games	vs. UIC, March 12-13, vs. Grambling, March 15, 2022
3 errors in a game	at Texas A&M, April 24, 2022
4 errors in a game	vs. Michigan, Feb. 25, 2024
5 errors in a game	vs. South Carolina (SEC Tournament), May 23, 2018
6 errors in a game	vs. Eastern Illinois, March 5, 2016
7 errors in a game	vs. LA Tech, March 20, 2001
Threw back-to-back shutouts	vs. UAPB (15-0, 6-0), April 12, 2022
Most consecutive shutouts thrown	4, vs. Wisconsin, March 15-16, 1980
Struck out 23 opposing batters	vs. #7 Oregon State, Feb. 23, 2024
Struck out 25 opposing batters (program record)	vs. Oklahoma State, Feb. 24, 2024
Struck out 20-plus opposing batters in back-to-back games	vs. #7 Oregon State & Oklahoma State, Feb. 23-24, 2024
Had starting pitchers record double-digit strikeouts in three consecutive games	Hagen Smith (12), Brady Tygart (10) & Mason Molina (10) vs. Murray State, March 1-3, 2024
Was shut out	vs. Ole Miss (College World Series), June 23, 2022
Was shut out in back-to-back games	vs. LSU (7-0, 6-0), April 23-24, 2005
Held to 1 hit	vs. Missouri State, May 17, 2016
Held to 2 hits	vs. #24 Vanderbilt, May 15, 2022
Held to 3 hits	vs. Alabama, March 31, 2023
Did not strikeout	vs. Eastern Illinois, Feb. 16, 2019
Swept an SEC home weekend series	vs. Texas A&M, April 27-29, 2023
Swept an SEC road weekend series	at Mississippi State, May 5-7, 2023
Was swept in an SEC home weekend series	vs. Alabama, May 13-15, 2016
Was swept in an SEC road weekend series	at Georgia, April 20-22, 2023
Swept a non-conference home weekend series	vs. Murray State, March 1-3, 2024
Swept a non-conference road weekend series	at Northwestern State, Feb. 16-18, 1996
Was swept in a non-conference home weekend series	vs. Long Beach State, Feb. 25-27, 2000
Was swept in a non-conference road weekend series	at UNLV, March 19-21, 1994
Won an SEC home weekend series	vs. #6 South Carolina, May 12-14, 2023
Won an SEC road weekend series	at Mississippi State, May 5-7, 2023
Lost an SEC home weekend series	vs. #24 Vanderbilt, May 13-15, 2022
Lost an SEC road weekend series	at #12 Vanderbilt, May 18-20, 2023
Won a non-conference home weekend series	vs. Murray State, March 1-3, 2024
Won a non-conference road weekend series	at Louisiana Tech, March 12-14, 2021
Lost a non-conference home weekend series	vs. South Alabama, Feb. 28-March 1, 2014
Lost a non-conference road weekend series	at Texas A&M, Feb. 27-29, 2004
Lost a midweek game	vs. Lipscomb (North Little Rock, Ark.), May 2, 2023
Shut out an opponent at home	vs. James Madison, Feb. 19, 2024
Shut out an opponent on the road	at #15 Auburn (8-0), April 6, 2019
Shut out an SEC opponent at home	vs. Auburn, March 9, 2023
Shut out an SEC opponent on the road	at #15 Auburn (8-0), April 6, 2019
Shut out by an SEC opponent at home	vs. #24 Vanderbilt (5-0), May 15, 2022
Shut out by an SEC opponent on the road	at Alabama, March 23, 2019



||| HOME RUN CHART

No.	Player	Game	Date	Opponent	Pitcher	On Base	Inning	Outs	Count	Score	Final
1	Jared Sprague-Lott (1) *	1	Feb. 16	James Madison	RHP Todd Mozoki	0	2nd	0	1-0	2-3	W, 6-4
2	Hudson White (1)	1	Feb. 16	James Madison	RHP Todd Mozoki	0	2nd	1	0-0	3-3	W, 6-4
3	Ty Wilmsmeyer (1) *	2	Feb. 17	James Madison	LHP Max Kuhle	0	3rd	0	1-0	0-0	W, 15-5 (8)
4	Ryder Helfrick (1)	2	Feb. 17	James Madison	LHP Max Kuhle	0	4th	1	1-1	1-1	W, 15-5 (8)
5	Hudson Polk (1)	8	Feb. 27	Grambling	RHP Carlos Peguero	3	1st	0	2-0	6-0	W, 21-1 (7)
6	Jayson Jones (1)	8	Feb. 27	Grambling	RHP Brett Washington	1	3rd	0	3-1	7-0	W, 21-1 (7)
7	Jayson Jones (2)	8	Feb. 27	Grambling	RHP Charles Jackson	3	5th	0	1-0	14-0	W, 21-1 (7)
8	Kendall Diggs (1) *	10	March 2	Murray State	RHP Jacob Pennington	0	5th	0	1-1	4-1	W, 11-1 (8)
9	Nolan Souza (1) *	11	March 3	Murray State	RHP Ryan Fender	0	3rd	0	1-0	0-1	W, 5-3

* - indicates leadoff home run / ^ - indicates back-to-back home run / ! - indicates walk-off home run / + - indicates pinch-hit home run

HOME RUN DATA CHART |||



No.	Player	Game	Date	Opponent	Pitcher	HR	Distance	Launch Angle	Exit Velocity
1	Jared Sprague-Lott (1) *	1	Feb. 16	James Madison	RHP Todd Mozoki	Solo	364 feet	42.9 degrees	100 mph
2	Hudson White (1)	1	Feb. 16	James Madison	RHP Todd Mozoki	Solo	396 feet	25.0 degrees	101 mph
3	Ty Wilmsmeyer (1) *	2	Feb. 17	James Madison	LHP Max Kuhle	Solo	369 feet	25.1 degrees	100 mph
4	Ryder Helfrick (1)	2	Feb. 17	James Madison	LHP Max Kuhle	Solo	367 feet	19.3 degrees	105 mph
5	Hudson Polk (1)	8	Feb. 27	Grambling	RHP Carlos Peguero	Grand Slam	421 feet	21.9 degrees	113 mph
6	Jayson Jones (1)	8	Feb. 27	Grambling	RHP Brett Washington	Two-Run HR	400 feet	17.9 degrees	110 mph
7	Jayson Jones (2)	8	Feb. 27	Grambling	RHP Charles Jackson	Grand Slam	425 feet	24.3 degrees	108 mph
8	Kendall Diggs (1) *	10	March 2	Murray State	RHP Jacob Pennington	Solo	340 feet	29.2 degrees	104 mph
9	Nolan Souza (1) *	11	March 3	Murray State	RHP Ryan Fender	Solo	398 feet	35.0 degrees	107 mph

* - indicates leadoff home run / ^ - indicates back-to-back home run / ! - indicates walk-off home run / + - indicates pinch-hit home run



||| TEAM PITCHING GAME-BY-GAME

STARTERS GAME-BY-GAME

Opponent	W-L	IP	H	R	ER	BB	K
James Madison	--	1.0	1	3	3	2	2
James Madison	W	5.0	2	1	1	2	4
James Madison	--	3.2	3	2	2	3	9
James Madison	W	5.0	3	0	0	0	4
vs. #7 Oregon St.	--	6.0	3	0	0	1	17
vs. Oklahoma St.	--	6.0	3	0	0	2	6
vs. Michigan	W	5.0	0	0	0	1	10
Grambling	W	1.0	0	0	0	1	1
Murray State	W	6.0	1	1	1	1	12
Murray State	W	5.0	3	1	1	1	10
Murray State	W	5.0	2	1	1	1	10

BULLPEN GAME-BY-GAME

Opponent	W-L	IP	H	R	ER	BB	K
James Madison	W	8.0	4	1	1	1	10
James Madison	--	3.0	4	4	4	1	2
James Madison	L	5.1	7	5	4	3	7
James Madison	--	4.0	1	0	0	1	5
vs. #7 Oregon St.	W	3.0	5	4	4	0	6
vs. Oklahoma St.	L	7.1	3	2	1	5	19
vs. Michigan	--	4.0	5	3	1	0	1
Grambling	--	6.0	4	1	1	1	10
Murray State	--	3.0	1	0	0	1	8
Murray State	--	3.0	0	0	0	0	4
Murray State	--	4.0	6	2	2	0	6

TEAM RECORD PER STARTER

Pitcher (Total Starts)	Record
Hagen Smith (3)	3-0
Colin Fisher (2)	2-0
Mason Molina (3)	2-1
Brady Tygart (3)	2-1

QUALITY STARTS

Pitcher (Total Starts)	QS	Record
Hagen Smith (3)	2	2-0
Brady Tygart (3)	1	0-1
Colin Fisher (2)	0	0-0
Mason Molina (3)	0	0-0

RUN SUPPORT

Pitcher (Total Starts)	Runs	Per Start
Colin Fisher (2)	25	12.5
Brady Tygart (3)	27	9.0
Hagen Smith (3)	16	5.3
Mason Molina (3)	12	4.0



STARTER STATISTICS

Player	era	w-l	app	gs	cg	sho	sv	ip	h	r	er	bb	so	2b	3b	hr	b/avg	wp	hp	bks	sfa	sha
38 Colin Fisher	0.00	2-0	2	2	0	0/1	0	6.0	3	0	0	1	5	0	0	0	.150	0	1	0	0	0
25 Brady Tygart	1.12	2-0	3	3	0	0/0	0	16.0	8	2	2	5	20	0	0	1	.157	0	4	0	0	2
21 Mason Molina	1.98	2-0	3	3	0	0/0	0	13.2	5	3	3	5	29	1	0	1	.109	1	2	0	0	0
33 Hagen Smith	2.77	1-0	3	3	0	0/0	0	13.0	5	4	4	4	31	0	0	2	.114	0	1	0	0	0
Totals	1.66	7-0	11	11	0	1/1	0	48.2	21	9	9	15	85	1	0	4	.130	1	8	0	0	2
Opponents	5.98	0-8	11	11	0	0/0	0	43.2	42	34	29	29	33	11	0	6	.253	3	6	1	1	1

RELIEVER STATISTICS

Player	era	w-l	app	gs	cg	sho	sv	ip	h	r	er	bb	so	2b	3b	hr	b/avg	wp	hp	bks	sfa	sha
38 Colin Fisher	0.00	0-1	1	0	0	0/0	0	2.1	2	1	0	1	6	0	0	0	.222	0	0	0	0	1
48 Cooper Dossett	0.00	0-0	2	0	0	0/0	0	2.0	0	0	0	0	5	0	0	0	.000	0	0	0	0	0
28 Koty Frank	1.23	0-0	5	0	0	0/1	2	7.1	4	2	1	1	11	1	0	0	.143	0	2	0	0	0
41 Will McEntire	2.08	1-0	6	0	0	0/1	1	17.1	11	5	4	2	18	3	0	1	.180	1	0	0	1	0
45 Gage Wood	3.86	1-0	4	0	0	0/0	1	4.2	6	2	2	0	8	0	0	1	.300	0	0	0	0	1
46 Christian Foutch	3.86	0-0	2	0	0	0/0	0	2.1	3	1	1	1	3	0	0	1	.375	1	0	0	0	0
20 Gabe Gaeckle	4.26	0-1	3	0	0	0/0	1	6.1	3	3	3	3	13	0	0	0	.130	1	0	0	0	0
49 Stone Hewlett	4.50	0-0	4	0	0	0/1	0	2.0	1	1	1	1	4	0	0	0	.125	0	0	0	0	0
37 Jake Faherty	4.50	0-0	3	0	0	0/0	1	2.0	2	2	1	2	4	1	0	0	.286	1	1	0	1	0
26 Tate McGuire	5.40	0-0	2	0	0	0/0	0	1.2	3	1	1	2	4	1	0	0	.375	0	1	0	0	0
36 Parker Coil	13.50	0-0	2	0	0	0/0	0	2.2	5	4	4	1	2	0	0	0	.455	0	0	0	0	1
Totals	3.20	2-2	11	0	0	1/1	6	50.2	40	22	18	14	78	6	0	3	.212	4	4	0	2	3
Opponents	6.89	2-1	11	0	0	0/0	0	49.2	65	46	38	36	35	15	1	3	.319	7	8	0	1	1



||| GAME-BY-GAME BATTING ORDER

RECORD: 9-2 • **HOME:** 7-1 • **AWAY:** 0-0 • **NEUTRAL:** 2-1 • **SEC:** 0-0

Date	Opponent	1	2	3	4	5	6	7	8	9
Feb. 16	James Madison	White	Diggs	Aloy	McLaughlin	Wagner	Holt	Jones	Sprague-Lott	Wilmsmeyer
Feb. 17	James Madison	White	Diggs	Aloy	McLaughlin	Helfrick	Holt	Edmunson	Sprague-Lott	Wilmsmeyer
Feb. 18	James Madison	White	Diggs	Aloy	McLaughlin	Wagner	Lovich	Holt	Souza	Wilmsmeyer
Feb. 19	James Madison	Diggs	White	McLaughlin	Aloy	Holt	Jones	Sprague-Lott	Rowland	Wilmsmeyer
Feb. 23	vs. #7 Oregon State	Diggs	White	McLaughlin	Aloy	Helfrick	Jones	Holt	Sprague-Lott	Wilmsmeyer
Feb. 24	vs. Oklahoma State	Diggs	White	McLaughlin	Aloy	Helfrick	Jones	Holt	Sprague-Lott	Wilmsmeyer
Feb. 25	vs. Michigan	Edmunson	Diggs	McLaughlin	Sprague-Lott	Lovich	Aloy	Souza	Rowland	Wilmsmeyer
Feb. 27	Grambling	Edmunson	Diggs	McLaughlin	Sprague-Lott	White	Polk	Aloy	Jones	Holt
March 1	Murray State	White	Diggs	Sprague-Lott	McLaughlin	Aloy	Polk	Jones	Holt	Wilmsmeyer
March 2	Murray State	Edmunson	Diggs	Aloy	McLaughlin	Sprague-Lott	Lovich	Jones	Souza	Helfrick
March 3	Murray State	Edmunson	Diggs	Aloy	McLaughlin	Sprague-Lott	Jones	Souza	Wagner	White



RECORD: 9-2 • **HOME:** 7-1 • **AWAY:** 0-0 • **NEUTRAL:** 2-1 • **SEC:** 0-0

Date	Opponent	C	1B	2B	3B	SS	LF	CF	RF	DH
Feb. 16	James Madison	White	McLaughlin	Holt	Sprague-Lott	Aloy	Jones	Wilmsmeyer	Diggs	Wagner
Feb. 17	James Madison	Helfrick	McLaughlin	Holt	Sprague-Lott	Aloy	Edmunson	Wilmsmeyer	Diggs	White
Feb. 18	James Madison	White	Wagner	Souza	Holt	Aloy	Lovich	Wilmsmeyer	Diggs	McLaughlin
Feb. 19	James Madison	Rowland	McLaughlin	Holt	Sprague-Lott	Aloy	Jones	Wilmsmeyer	Diggs	White
Feb. 23	vs. #7 Oregon State	White	McLaughlin	Holt	Sprague-Lott	Aloy	Jones	Wilmsmeyer	Diggs	Helfrick
Feb. 24	vs. Oklahoma State	Helfrick	McLaughlin	Holt	Sprague-Lott	Aloy	Jones	Wilmsmeyer	Diggs	White
Feb. 25	vs. Michigan	Rowland	McLaughlin	Souza	Sprague-Lott	Aloy	Edmunson	Wilmsmeyer	Lovich	Diggs
Feb. 27	Grambling	Polk	McLaughlin	Holt	Sprague-Lott	Aloy	Jones	Edmunson	Diggs	White
March 1	Murray State	White	McLaughlin	Holt	Sprague-Lott	Aloy	Jones	Wilmsmeyer	Diggs	Polk
March 2	Murray State	Helfrick	McLaughlin	Souza	Sprague-Lott	Aloy	Jones	Edmunson	Diggs	Lovich
March 3	Murray State	White	Wagner	Souza	Sprague-Lott	Aloy	Jones	Edmunson	Diggs	McLaughlin



||| GAME-BY-GAME HITTING

RECORD: 9-2 • HOME: 7-1 • AWAY: 0-0 • NEUTRAL: 2-1 • SEC: 0-0

Date	Opponent	AB	R	H	RBI	2B	3B	HR	BB	IBB	SB	CS	HBP	SAC	SF	GDP	K	PO	A	E	Avg
Feb. 16	James Madison	30	6	9	5	2	0	2	6	1	3	0	0	0	0	1	7	27	9	0	.300
Feb. 17	James Madison	36	15	14	15	2	0	2	10	0	0	0	2	0	0	2	6	24	8	0	.348
Feb. 18	James Madison	32	3	10	3	6	0	0	6	0	0	1	1	0	0	1	5	27	8	1	.337
Feb. 19	James Madison	31	4	7	4	1	0	0	4	1	0	0	1	0	0	1	4	27	9	2	.310
Feb. 23	vs. #7 Oregon State	28	5	6	5	1	1	0	3	0	0	0	4	1	0	0	9	27	3	0	.293
Feb. 24	vs. Oklahoma State	52	1	8	1	2	0	0	5	0	2	0	0	1	0	0	14	40	9	2	.258
Feb. 25	vs. Michigan	29	4	5	3	3	0	0	7	0	2	0	4	0	0	2	9	27	8	4	.248
Feb. 27	Grambling	37	21	20	19	6	0	3	10	0	0	0	1	0	0	2	1	21	7	0	.287
March 1	Murray State	31	5	7	4	1	0	0	4	0	4	0	0	0	0	0	4	27	4	0	.281
March 2	Murray State	32	11	11	10	2	0	1	8	0	1	1	1	0	1	1	5	24	7	1	.287
March 3	Murray State	32	5	10	4	0	0	1	2	0	1	0	0	0	1	2	4	27	2	2	.289
	Totals	370	80	107	73	26	1	9	65	2	13	2	14	2	2	12	68	298	74	12	.289



RECORD: 9-2 • HOME: 7-1 • AWAY: 0-0 • NEUTRAL: 2-1 • SEC: 0-0

Date	Opponent	IP	H	R	ER	BB	SO	2B	3B	HR	WP	BK	HBP	DP	IBB	Score	W	L	SV	ERA
Feb. 16	James Madison	9.0	5	4	4	3	12	1	0	1	0	0	1	0	0	6-4	1	0	1	4.00
Feb. 17	James Madison	8.0	6	5	5	3	6	0	0	0	0	0	3	0	0	15-5	2	0	2	4.76
Feb. 18	James Madison	9.0	10	7	6	6	16	1	0	1	3	0	1	0	0	3-7	2	1	2	5.19
Feb. 19	James Madison	9.0	4	0	0	1	9	0	0	0	0	0	1	1	0	4-0	3	1	2	3.86
Feb. 23	vs. #7 Oregon State	9.0	8	4	4	1	23	1	0	1	2	0	0	0	0	5-4	4	1	3	3.89
Feb. 24	vs. Oklahoma State	13.1	6	2	1	7	25	1	0	0	0	0	2	1	1	1-2	4	2	3	3.14
Feb. 25	vs. Michigan	9.0	5	3	1	2	11	1	0	0	0	0	1	1	0	4-3	5	2	4	2.85
Feb. 27	Grambling	7.0	4	1	1	2	11	1	0	0	0	0	0	2	0	21-1	6	2	4	2.70
March 1	Murray State	9.0	2	1	1	2	20	1	0	1	0	0	2	0	0	5-1	7	2	5	2.51
March 2	Murray State	8.0	3	1	1	1	14	0	0	1	0	0	0	1	0	11-1	8	2	5	2.39
March 3	Murray State	9.0	8	3	3	1	16	0	0	2	0	0	1	0	0	5-3	9	2	6	2.45
	Totals	99.1	61	31	27	29	163	7	0	7	5	0	12	6	1	80-31	9	2	6	2.45

A ||| HITTERS



1 TY WILMSMEYER

SEASON HIGHS

Category	High	Opponent (Last)	Date
Hits	3	James Madison	2/17/24
Runs	2	James Madison	2/17/24
Doubles	--	--	--
Triples	--	--	--
Home Runs	1	James Madison	2/17/24
RBI	5	James Madison	2/17/24
Walks	1	3x (vs. Oklahoma State)	2/24/24
Stolen Bases	1	vs. Oklahoma State	2/24/24

CAREER HIGHS

Category	High	Opponent (Last)	Date
Hits	4	vs. TCU	2/19/23
Runs	3	2x (at Texas A&M)	4/15/23
Doubles	2	2x (at FIU)	2/26/23
Triples	1	at South Carolina	3/25/23
Home Runs	2	Ole Miss	5/6/23
RBI	5	James Madison	2/17/24
Walks	2	4x (Lindenwood)	2/28/23
Stolen Bases	2	2x (Alabama)	4/23/23



3 NOLAN SOUZA

SEASON HIGHS

Category	High	Opponent (Last)	Date
Hits	2	Murray State	3/3/24
Runs	1	3x (Murray State)	3/3/24
Doubles	1	2x (Grambling)	2/27/24
Triples	--	--	--
Home Runs	1	Murray State	3/3/24
RBI	3	Murray State	3/3/24
Walks	2	vs. Michigan	2/25/24
Stolen Bases	1	Murray State	3/2/24

CAREER HIGHS

Category	High	Opponent (Last)	Date
Hits	2	Murray State	3/3/24
Runs	1	3x (Murray State)	3/3/24
Doubles	1	2x (Grambling)	2/27/24
Triples	--	--	--
Home Runs	1	Murray State	3/3/24
RBI	3	Murray State	3/3/24
Walks	2	vs. Michigan	2/25/24
Stolen Bases	1	Murray State	3/2/24



4 JACK WAGNER

SEASON HIGHS

Category	High	Opponent (Last)	Date
Hits	1	4x (Murray State)	3/3/24
Runs	1	2x (Grambling)	2/27/24
Doubles	1	2x (Grambling)	2/27/24
Triples	--	--	--
Home Runs	--	--	--
RBI	1	2x (Grambling)	2/27/24
Walks	1	2x (Grambling)	2/27/24
Stolen Bases	1	James Madison	2/16/24

CAREER HIGHS

Category	High	Opponent (Last)	Date
Hits	5	at California Baptist	4/14/23
Runs	4	2x (at California Baptist)	4/14/23
Doubles	2	Prairie View A&M	3/3/23
Triples	2	New Mexico State	4/21/23
Home Runs	2	2x (Grand Canyon)	5/6/23
RBI	5	2x (Grand Canyon)	5/6/23
Walks	3	vs. Texas Tech	5/24/19
Stolen Bases	2	at Belmont	2/14/20



5 KENDALL DIGGS

SEASON HIGHS

Category	High	Opponent (Last)	Date
Hits	2	4x (Grambling)	2/27/24
Runs	1	8x (Murray State)	3/2/24
Doubles	2	James Madison	2/18/24
Triples	--	--	--
Home Runs	1	Murray State	3/2/24
RBI	2	2x (Grambling)	2/27/24
Walks	3	James Madison	2/17/24
Stolen Bases	1	Murray State	3/1/24

CAREER HIGHS

Category	High	Opponent (Last)	Date
Hits	3	5x (at Mississippi State)	5/6/23
Runs	3	3x (at Georgia)	4/22/23
Doubles	2	4x (James Madison)	2/18/24
Triples	1	at Ole Miss	4/7/23
Home Runs	1	16x (Murray State)	3/2/24
RBI	5	at Mississippi State	5/6/23
Walks	3	2x (James Madison)	2/17/24
Stolen Bases	1	3x (Murray State)	3/1/24

**6 BEN McLAUGHLIN****SEASON HIGHS**

Category	High	Opponent (Last)	Date
Hits	2	3x (Murray State)	3/2/24
Runs	3	Murray State	3/2/24
Doubles	1	3x (vs. Michigan)	2/25/24
Triples	--	--	--
Home Runs	--	--	--
RBI	3	vs. #7 Oregon State	2/23/24
Walks	2	2x (Murray State)	3/1/24
Stolen Bases	--	--	--

CAREER HIGHS

Category	High	Opponent (Last)	Date
Hits	3	at Mississippi State	5/7/23
Runs	3	Murray State	3/2/24
Doubles	1	6x (vs. Michigan)	2/25/24
Triples	1	#16 Tennessee	4/16/23
Home Runs	1	2x (#6 South Carolina)	5/14/23
RBI	3	vs. #7 Oregon State	2/23/24
Walks	2	3x (Murray State)	3/1/24
Stolen Bases	--	--	--

**8 HUDSON WHITE****SEASON HIGHS**

Category	High	Opponent (Last)	Date
Hits	2	James Madison	2/17/24
Runs	2	2x (James Madison)	2/19/24
Doubles	2	James Madison	2/17/24
Triples	--	--	--
Home Runs	1	James Madison	2/16/24
RBI	2	2x (Grambling)	2/27/24
Walks	2	2x (James Madison)	2/18/24
Stolen Bases	--	--	--

CAREER HIGHS

Category	High	Opponent (Last)	Date
Hits	5	at Kansas	4/2/22
Runs	5	at Kansas	4/2/22
Doubles	2	2x (James Madison)	2/17/24
Triples	--	--	--
Home Runs	2	Kansas	5/20/23
RBI	6	Kansas	5/20/23
Walks	4	New Mexico	3/15/22
Stolen Bases	1	6x (Iowa)	3/11/23

**9 WEHIWA ALOY****SEASON HIGHS**

Category	High	Opponent (Last)	Date
Hits	2	3x (Murray State)	3/1/24
Runs	1	8x (Murray State)	3/2/24
Doubles	1	2x (Grambling)	2/27/24
Triples	--	--	--
Home Runs	--	--	--
RBI	2	James Madison	2/17/24
Walks	1	3x (Murray State)	3/3/24
Stolen Bases	1	vs. Michigan	2/25/24

CAREER HIGHS

Category	High	Opponent (Last)	Date
Hits	4	2x (at New Mexico State)	4/28/23
Runs	3	7x (Utah Tech)	5/18/23
Doubles	2	at Abilene Christian	3/26/23
Triples	1	5x (Utah Tech)	5/18/23
Home Runs	1	14x (Utah Tech)	5/18/23
RBI	4	2x (at Stephen F. Austin)	4/1/23
Walks	1	17x (James Madison)	2/17/24
Stolen Bases	1	3x (vs. Michigan)	2/25/24

**10 PEYTON STOVALL****SEASON HIGHS**

Category	High	Opponent (Last)	Date
Hits	--	--	--
Runs	--	--	--
Doubles	--	--	--
Triples	--	--	--
Home Runs	--	--	--
RBI	--	--	--
Walks	--	--	--
Stolen Bases	--	--	--

CAREER HIGHS

Category	High	Opponent (Last)	Date
Hits	5	vs. #25 Auburn	6/21/22
Runs	4	UCA	4/5/22
Doubles	2	at Texas A&M	4/24/22
Triples	1	Louisiana Tech	3/11/23
Home Runs	1	11x (Texas A&M)	4/27/23
RBI	4	3x (Texas A&M)	4/27/23
Walks	2	3x (vs. #9 Oklahoma State)	2/19/23
Stolen Bases	2	Grambling	2/21/23



12 JARED SPRAGUE-LOTT

SEASON HIGHS

Category	High	Opponent (Last)	Date
Hits	3	vs. Oklahoma State	2/24/24
Runs	2	2x (Murray State)	3/2/24
Doubles	2	vs. Oklahoma State	2/24/24
Triples	--	--	--
Home Runs	1	James Madison	2/16/24
RBI	2	2x (James Madison)	2/17/24
Walks	2	3x (Grambling)	2/27/24
Stolen Bases	1	vs. Michigan	2/25/24

CAREER HIGHS

Category	High	Opponent (Last)	Date
Hits	3	18x (vs. Oklahoma State)	2/24/24
Runs	4	2x (at VCU)	5/12/23
Doubles	2	3x (vs. Oklahoma State)	2/24/24
Triples	1	5x (St. Bonaventure)	4/29/22
Home Runs	2	2x (St. Bonaventure)	5/5/23
RBI	5	Towson	4/11/21
Walks	3	4x (Norfolk State)	5/16/23
Stolen Bases	1	6x (vs. Michigan)	2/25/24



13 JAYSON JONES

SEASON HIGHS

Category	High	Opponent (Last)	Date
Hits	2	Grambling	2/27/24
Runs	2	2x (Murray State)	3/2/24
Doubles	1	Murray State	3/1/24
Triples	--	--	--
Home Runs	2	Grambling	2/27/24
RBI	6	Grambling	2/27/24
Walks	1	3x (Murray State)	3/2/24
Stolen Bases	1	Murray State	3/1/24

CAREER HIGHS

Category	High	Opponent (Last)	Date
Hits	2	3x (Grambling)	2/27/24
Runs	3	Little Rock	4/11/23
Doubles	1	3x (Murray State)	3/1/24
Triples	--	--	--
Home Runs	2	Grambling	2/27/24
RBI	6	Grambling	2/27/24
Walks	3	4x (vs. Lipscomb)	5/2/23
Stolen Bases	1	3x (Murray State)	3/1/24



14 ROSS LOVICH

SEASON HIGHS

Category	High	Opponent (Last)	Date
Hits	3	Grambling	2/27/24
Runs	2	Murray State	3/2/24
Doubles	2	Murray State	3/2/24
Triples	--	--	--
Home Runs	--	--	--
RBI	2	2x (Murray State)	3/2/24
Walks	1	James Madison	2/18/24
Stolen Bases	--	--	--

CAREER HIGHS

Category	High	Opponent (Last)	Date
Hits	4	2x (Georgia)	5/12/23
Runs	3	4x (Georgia)	5/12/23
Doubles	2	2x (Murray State)	3/2/24
Triples	1	2x (Georgia)	5/13/23
Home Runs	2	Mississippi State	4/30/22
RBI	4	Mississippi State	4/30/22
Walks	2	2x (vs. Illinois)	3/29/22
Stolen Bases	3	at Nicholls	2/19/22



16 HUDSON POLK

SEASON HIGHS

Category	High	Opponent (Last)	Date
Hits	1	2x (Murray State)	3/1/24
Runs	2	Grambling	2/27/24
Doubles	--	--	--
Triples	--	--	--
Home Runs	1	Grambling	2/27/24
RBI	4	Grambling	2/27/24
Walks	1	2x (Murray State)	3/1/24
Stolen Bases	--	--	--

CAREER HIGHS

Category	High	Opponent (Last)	Date
Hits	3	Pacific	4/16/22
Runs	2	3x (Grambling)	2/27/24
Doubles	1	3x (at Georgia)	4/21/23
Triples	1	Pacific	4/16/22
Home Runs	1	4x (Grambling)	2/27/24
RBI	4	Grambling	2/27/24
Walks	2	2x (at Oral Roberts)	4/26/22
Stolen Bases	1	UTSA	3/13/22



17 HUNTER GRIMES

SEASON HIGHS

Category	High	Opponent (Last)	Date
Hits	--	--	--
Runs	--	--	--
Doubles	--	--	--
Triples	--	--	--
Home Runs	--	--	--
RBI	--	--	--
Walks	--	--	--
Stolen Bases	--	--	--

CAREER HIGHS

Category	High	Opponent (Last)	Date
Hits	4	vs. Western Kentucky	5/24/19
Runs	4	vs. Western Kentucky	5/24/19
Doubles	1	2x (vs. Western Kentucky)	5/24/19
Triples	1	UNLV	3/14/23
Home Runs	2	at Louisiana Tech	4/5/19
RBI	3	2x (Little Rock)	4/11/23
Walks	3	Little Rock	4/11/23
Stolen Bases	--	--	--



18 REESE ROBINETT

SEASON HIGHS

Category	High	Opponent (Last)	Date
Hits	--	--	--
Runs	--	--	--
Doubles	--	--	--
Triples	--	--	--
Home Runs	--	--	--
RBI	--	--	--
Walks	--	--	--
Stolen Bases	--	--	--

CAREER HIGHS

Category	High	Opponent (Last)	Date
Hits	2	SEMO	3/21/23
Runs	2	2x (Omaha)	3/28/23
Doubles	--	--	--
Triples	--	--	--
Home Runs	1	2x (at #1 LSU)	3/24/23
RBI	3	at #1 LSU	3/24/23
Walks	1	Omaha	3/28/23
Stolen Bases	--	--	--



19 WILL EDMUNSON

SEASON HIGHS

Category	High	Opponent (Last)	Date
Hits	2	2x (Murray State)	3/2/24
Runs	3	2x (Grambling)	2/27/24
Doubles	1	Grambling	2/27/24
Triples	--	--	--
Home Runs	--	--	--
RBI	1	3x (Murray State)	3/2/24
Walks	2	Grambling	2/27/24
Stolen Bases	1	4x (Murray State)	3/3/24

CAREER HIGHS

Category	High	Opponent (Last)	Date
Hits	2	2x (Murray State)	3/2/24
Runs	3	2x (Grambling)	2/27/24
Doubles	1	Grambling	2/27/24
Triples	--	--	--
Home Runs	--	--	--
RBI	1	3x (Murray State)	3/2/24
Walks	2	Grambling	2/27/24
Stolen Bases	1	4x (Murray State)	3/3/24



22 TY WAID

SEASON HIGHS

Category	High	Opponent (Last)	Date
Hits	--	--	--
Runs	--	--	--
Doubles	--	--	--
Triples	--	--	--
Home Runs	--	--	--
RBI	--	--	--
Walks	--	--	--
Stolen Bases	--	--	--

CAREER HIGHS

Category	High	Opponent (Last)	Date
Hits	--	--	--
Runs	--	--	--
Doubles	--	--	--
Triples	--	--	--
Home Runs	--	--	--
RBI	--	--	--
Walks	--	--	--
Stolen Bases	--	--	--



24 PEYTON HOLT

SEASON HIGHS

Category	High	Opponent (Last)	Date
Hits	3	Grambling	2/27/24
Runs	4	Grambling	2/27/24
Doubles	--	--	--
Triples	1	vs. #7 Oregon State	2/23/24
Home Runs	--	--	--
RBI	1	4x (Murray State)	3/1/24
Walks	1	2x (Grambling)	2/27/24
Stolen Bases	1	James Madison	2/16/24

CAREER HIGHS

Category	High	Opponent (Last)	Date
Hits	3	3x (Grambling)	2/27/24
Runs	4	2x (Grambling)	2/27/24
Doubles	1	4x (at #12 Vanderbilt)	5/19/23
Triples	1	3x (vs. #7 Oregon State)	2/23/24
Home Runs	1	2x (at #12 Vanderbilt)	5/19/23
RBI	4	at #12 Vanderbilt	5/19/23
Walks	2	3x (Santa Clara)	6/2/23
Stolen Bases	1	7x (James Madison)	2/16/24



27 RYDER HELFRICK

SEASON HIGHS

Category	High	Opponent (Last)	Date
Hits	1	2x (Grambling)	2/27/24
Runs	3	James Madison	2/17/24
Doubles	--	--	--
Triples	--	--	--
Home Runs	1	James Madison	2/17/24
RBI	1	James Madison	2/17/24
Walks	1	2x (Murray State)	3/2/24
Stolen Bases	--	--	--

CAREER HIGHS

Category	High	Opponent (Last)	Date
Hits	1	2x (Grambling)	2/27/24
Runs	3	James Madison	2/17/24
Doubles	--	--	--
Triples	--	--	--
Home Runs	1	James Madison	2/17/24
RBI	1	James Madison	2/17/24
Walks	1	2x (Murray State)	3/2/24
Stolen Bases	--	--	--




44 PARKER ROWLAND

SEASON HIGHS

Category	High	Opponent (Last)	Date
Hits	--	--	--
Runs	--	--	--
Doubles	--	--	--
Triples	--	--	--
Home Runs	--	--	--
RBI	--	--	--
Walks	3	vs. Michigan	2/25/24
Stolen Bases	--	--	--

CAREER HIGHS

Category	High	Opponent (Last)	Date
Hits	2	6x (Texas A&M)	4/27/23
Runs	2	2x (Texas A&M)	4/28/23
Doubles	1	3x (Illinois State)	3/1/23
Triples	--	--	--
Home Runs	1	2x (Louisiana Tech)	3/10/23
RBI	2	5x (Santa Clara)	6/2/23
Walks	3	vs. Michigan	2/25/24
Stolen Bases	--	--	--



11 JAEWOO CHO

SEASON HIGHS

Category	High	Opponent (Last)	Date
Innings	--	--	--
Longest Start	--	--	--
Shortest Start	--	--	--
Longest Relief	--	--	--
Hits	--	--	--
Runs	--	--	--
Earned Runs	--	--	--
Walks	--	--	--
Strikeouts	--	--	--

CAREER HIGHS

Category	High	Opponent (Last)	Date
Innings	--	--	--
Longest Start	--	--	--
Shortest Start	--	--	--
Longest Relief	--	--	--
Hits	--	--	--
Runs	--	--	--
Earned Runs	--	--	--
Walks	--	--	--
Strikeouts	--	--	--



21 MASON MOLINA

SEASON HIGHS

Category	High	Opponent (Last)	Date
Innings	5.0	2x (Murray State)	3/3/24
Longest Start	5.0	2x (Murray State)	3/3/24
Shortest Start	3.2	James Madison	2/18/24
Longest Relief	--	--	--
Hits	3	James Madison	2/18/24
Runs	2	James Madison	2/18/24
Earned Runs	2	James Madison	2/18/24
Walks	3	James Madison	2/18/24
Strikeouts	10	2x (Murray State)	3/3/24

CAREER HIGHS

Category	High	Opponent (Last)	Date
Innings	7.0	2x (Kansas)	5/18/23
Longest Start	7.0	2x (Kansas)	5/18/23
Shortest Start	2.2	at Oklahoma	4/14/23
Longest Relief	3.2	West Virginia	4/24/22
Hits	8	TCU	4/1/23
Runs	7	TCU	4/1/23
Earned Runs	7	TCU	4/1/23
Walks	5	at Oklahoma	4/14/23
Strikeouts	13	Kansas	5/18/23



20 GABE GAECKLE

SEASON HIGHS

Category	High	Opponent (Last)	Date
Innings	2.2	vs. Oklahoma State	2/24/24
Longest Start	--	--	--
Shortest Start	--	--	--
Longest Relief	2.2	vs. Oklahoma State	2/24/24
Hits	3	James Madison	2/18/24
Runs	3	James Madison	2/18/24
Earned Runs	3	James Madison	2/18/24
Walks	1	3x (Murray State)	3/1/24
Strikeouts	6	vs. Oklahoma State	2/24/24

CAREER HIGHS

Category	High	Opponent (Last)	Date
Innings	2.2	vs. Oklahoma State	2/24/24
Longest Start	--	--	--
Shortest Start	--	--	--
Longest Relief	2.2	vs. Oklahoma State	2/24/24
Hits	3	James Madison	2/18/24
Runs	3	James Madison	2/18/24
Earned Runs	3	James Madison	2/18/24
Walks	1	3x (Murray State)	3/1/24
Strikeouts	6	vs. Oklahoma State	2/24/24



25 BRADY TYGART

SEASON HIGHS

Category	High	Opponent (Last)	Date
Innings	6.0	vs. Oklahoma State	2/24/24
Longest Start	6.0	vs. Oklahoma State	2/24/24
Shortest Start	5.0	2x (Murray State)	3/2/24
Longest Relief	--	--	--
Hits	3	2x (Murray State)	3/2/24
Runs	1	2x (Murray State)	3/2/24
Earned Runs	1	2x (Murray State)	3/2/24
Walks	2	2x (vs. Oklahoma State)	2/24/24
Strikeouts	10	Murray State	3/2/24

CAREER HIGHS

Category	High	Opponent (Last)	Date
Innings	6.0	vs. Oklahoma State	2/24/24
Longest Start	6.0	vs. Oklahoma State	2/24/24
Shortest Start	1.0	Texas A&M	4/28/23
Longest Relief	3.2	Mississippi State	4/3/22
Hits	4	2x (at #6 Oklahoma State)	6/5/22
Runs	4	2x (Illinois State)	3/1/23
Earned Runs	4	at #6 Oklahoma State	6/5/22
Walks	4	Ole Miss	5/1/22
Strikeouts	10	Murray State	3/2/24



26 TATE MCGUIRE

SEASON HIGHS

Category	High	Opponent (Last)	Date
Innings	1.0	Grambling	2/27/24
Longest Start	--	--	--
Shortest Start	--	--	--
Longest Relief	1.0	Grambling	2/27/24
Hits	3	Grambling	2/27/24
Runs	1	Grambling	2/27/24
Earned Runs	1	Grambling	2/27/24
Walks	2	James Madison	2/18/24
Strikeouts	3	Grambling	2/27/24

CAREER HIGHS

Category	High	Opponent (Last)	Date
Innings	1.0	Grambling	2/27/24
Longest Start	--	--	--
Shortest Start	--	--	--
Longest Relief	1.0	Grambling	2/27/24
Hits	3	Grambling	2/27/24
Runs	1	Grambling	2/27/24
Earned Runs	1	Grambling	2/27/24
Walks	2	James Madison	2/18/24
Strikeouts	3	Grambling	2/27/24



31 DYLAN CARTER

SEASON HIGHS

Category	High	Opponent (Last)	Date
Innings	--	--	--
Longest Start	--	--	--
Shortest Start	--	--	--
Longest Relief	--	--	--
Hits	--	--	--
Runs	--	--	--
Earned Runs	--	--	--
Walks	--	--	--
Strikeouts	--	--	--

CAREER HIGHS

Category	High	Opponent (Last)	Date
Innings	4.2	#16 Tennessee	4/16/23
Longest Start	--	--	--
Shortest Start	--	--	--
Longest Relief	3.2	Alabama	4/2/23
Hits	6	#16 Tennessee	4/16/23
Runs	6	at #1 LSU	3/25/23
Earned Runs	5	at #1 LSU	3/25/23
Walks	3	at #1 LSU	3/25/23
Strikeouts	3	4x (#16 Tennessee)	4/16/23



28 KOTY FRANK

SEASON HIGHS

Category	High	Opponent (Last)	Date
Innings	2.1	James Madison	2/17/24
Longest Start	--	--	--
Shortest Start	--	--	--
Longest Relief	2.1	James Madison	2/17/24
Hits	3	vs. Michigan	2/25/24
Runs	2	vs. Michigan	2/25/24
Earned Runs	1	vs. Michigan	2/25/24
Walks	1	vs. Oklahoma State	2/24/24
Strikeouts	5	vs. Oklahoma State	2/24/24

CAREER HIGHS

Category	High	Opponent (Last)	Date
Innings	6.2	2x (BYU)	4/14/22
Longest Start	6.2	2x (BYU)	4/14/22
Shortest Start	4.0	Iowa	5/1/22
Longest Relief	4.2	Sam Houston	2/18/22
Hits	10	Michigan	3/25/22
Runs	6	Michigan	3/25/22
Earned Runs	6	Michigan	3/25/22
Walks	4	at Indiana	4/24/22
Strikeouts	10	vs. Northwestern State	3/4/22



32 HUNTER DIETZ

SEASON HIGHS

Category	High	Opponent (Last)	Date
Innings	--	--	--
Longest Start	--	--	--
Shortest Start	--	--	--
Longest Relief	--	--	--
Hits	--	--	--
Runs	--	--	--
Earned Runs	--	--	--
Walks	--	--	--
Strikeouts	--	--	--

CAREER HIGHS

Category	High	Opponent (Last)	Date
Innings	--	--	--
Longest Start	--	--	--
Shortest Start	--	--	--
Longest Relief	--	--	--
Hits	--	--	--
Runs	--	--	--
Earned Runs	--	--	--
Walks	--	--	--
Strikeouts	--	--	--



33 HAGEN SMITH

SEASON HIGHS

Category	High	Opponent (Last)	Date
Innings	6.0	2x (Murray State)	3/1/24
Longest Start	6.0	2x (Murray State)	3/1/24
Shortest Start	1.0	James Madison	2/16/24
Longest Relief	--	--	--
Hits	3	vs. #7 Oregon State	2/23/24
Runs	3	James Madison	2/16/24
Earned Runs	3	James Madison	2/16/24
Walks	2	James Madison	2/16/24
Strikeouts	17	vs. #7 Oregon State	2/23/24

CAREER HIGHS

Category	High	Opponent (Last)	Date
Innings	7.0	2x (LSU)	4/15/22
Longest Start	7.0	2x (LSU)	4/15/22
Shortest Start	1.0	2x (James Madison)	2/16/24
Longest Relief	4.2	at #1 LSU	3/24/23
Hits	7	2x (Ole Miss)	4/30/22
Runs	8	#17 TCU	6/4/23
Earned Runs	8	#17 TCU	6/4/23
Walks	5	3x (at Mississippi State)	5/5/23
Strikeouts	17	vs. #7 Oregon State	2/23/24



34 DIEGO RAMOS

SEASON HIGHS

Category	High	Opponent (Last)	Date
Innings	--	--	--
Longest Start	--	--	--
Shortest Start	--	--	--
Longest Relief	--	--	--
Hits	--	--	--
Runs	--	--	--
Earned Runs	--	--	--
Walks	--	--	--
Strikeouts	--	--	--

CAREER HIGHS

Category	High	Opponent (Last)	Date
Innings	--	--	--
Longest Start	--	--	--
Shortest Start	--	--	--
Longest Relief	--	--	--
Hits	--	--	--
Runs	--	--	--
Earned Runs	--	--	--
Walks	--	--	--
Strikeouts	--	--	--



36 PARKER COIL

SEASON HIGHS

Category	High	Opponent (Last)	Date
Innings	2.0	Grambling	2/27/24
Longest Start	--	--	--
Shortest Start	--	--	--
Longest Relief	2.0	Grambling	2/27/24
Hits	4	James Madison	2/17/24
Runs	4	James Madison	2/17/24
Earned Runs	4	James Madison	2/17/24
Walks	1	James Madison	2/17/24
Strikeouts	1	2x (Grambling)	2/27/24

CAREER HIGHS

Category	High	Opponent (Last)	Date
Innings	3.2	Army	3/7/23
Longest Start	3.2	Army	3/7/23
Shortest Start	2.0	vs. Lipscomb	5/2/23
Longest Relief	2.2	at Missouri State	4/25/23
Hits	6	Army	3/7/23
Runs	4	2x (James Madison)	2/17/24
Earned Runs	4	2x (James Madison)	2/17/24
Walks	3	vs. #15 TCU	2/18/23
Strikeouts	4	UNLV	3/14/23



37 JAKE FAHERTY

SEASON HIGHS

Category	High	Opponent (Last)	Date
Innings	1.0	James Madison	2/18/24
Longest Start	--	--	--
Shortest Start	--	--	--
Longest Relief	1.0	James Madison	2/18/24
Hits	1	2x (vs. Oklahoma State)	2/24/24
Runs	1	2x (vs. Oklahoma State)	2/24/24
Earned Runs	1	vs. Oklahoma State	2/24/24
Walks	2	vs. Oklahoma State	2/24/24
Strikeouts	2	vs. #7 Oregon State	2/23/24

CAREER HIGHS

Category	High	Opponent (Last)	Date
Innings	1.0	James Madison	2/18/24
Longest Start	--	--	--
Shortest Start	--	--	--
Longest Relief	1.0	James Madison	2/18/24
Hits	1	2x (vs. Oklahoma State)	2/24/24
Runs	3	Wright State	3/4/23
Earned Runs	3	Wright State	3/4/23
Walks	3	Wright State	3/4/23
Strikeouts	2	vs. #7 Oregon State	2/23/24



38 COLIN FISHER

SEASON HIGHS

Category	High	Opponent (Last)	Date
Innings	5.0	James Madison	2/19/24
Longest Start	5.0	James Madison	2/19/24
Shortest Start	1.0	Grambling	2/27/24
Longest Relief	2.1	vs. Oklahoma State	2/24/23
Hits	3	James Madison	2/19/24
Runs	1	vs. Oklahoma State	2/24/23
Earned Runs	0	3x (Grambling)	2/27/24
Walks	1	2x (Grambling)	2/27/24
Strikeouts	6	vs. Oklahoma State	2/24/23

CAREER HIGHS

Category	High	Opponent (Last)	Date
Innings	5.0	James Madison	2/19/24
Longest Start	5.0	James Madison	2/19/24
Shortest Start	1.0	Grambling	2/27/24
Longest Relief	2.1	vs. Oklahoma State	2/24/23
Hits	3	James Madison	2/19/24
Runs	1	vs. Oklahoma State	2/24/23
Earned Runs	0	3x (Grambling)	2/27/24
Walks	1	2x (Grambling)	2/27/24
Strikeouts	6	vs. Oklahoma State	2/24/23



41 WILL McENTIRE

SEASON HIGHS

Category	High	Opponent (Last)	Date
Innings	5.2	James Madison	2/16/24
Longest Start	--	--	--
Shortest Start	--	--	--
Longest Relief	5.2	James Madison	2/16/24
Hits	3	2x (Murray State)	3/3/24
Runs	2	vs. #7 Oregon State	2/23/24
Earned Runs	2	vs. #7 Oregon State	2/23/24
Walks	1	2x (vs. Michigan)	2/25/24
Strikeouts	6	James Madison	2/16/24

CAREER HIGHS

Category	High	Opponent (Last)	Date
Innings	9.0	Louisiana Tech	3/11/23
Longest Start	9.0	Louisiana Tech	3/11/23
Shortest Start	1.1	vs. #15 TCU	2/18/23
Longest Relief	6.0	#6 South Carolina	5/13/23
Hits	9	at #1 LSU	3/25/23
Runs	7	at #1 LSU	3/25/23
Earned Runs	7	at #1 LSU	3/25/23
Walks	4	2x (at #6 Oklahoma State)	6/5/22
Strikeouts	9	2x (#6 South Carolina)	5/13/23




40 BEN BYBEE

SEASON HIGHS

Category	High	Opponent (Last)	Date
Innings	--	--	--
Longest Start	--	--	--
Shortest Start	--	--	--
Longest Relief	--	--	--
Hits	--	--	--
Runs	--	--	--
Earned Runs	--	--	--
Walks	--	--	--
Strikeouts	--	--	--

CAREER HIGHS

Category	High	Opponent (Last)	Date
Innings	5.0	UNLV	3/15/23
Longest Start	5.0	UNLV	3/15/23
Shortest Start	0.2	Alabama	4/2/23
Longest Relief	2.0	2x (at Missouri State)	4/25/23
Hits	6	UNLV	3/15/23
Runs	3	5x (#17 TCU)	6/4/23
Earned Runs	3	3x (#17 TCU)	6/4/23
Walks	4	#16 Tennessee	4/16/23
Strikeouts	6	Little Rock	4/12/23



45 GAGE WOOD

SEASON HIGHS

Category	High	Opponent (Last)	Date
Innings	2.1	James Madison	2/16/24
Longest Start	--	--	--
Shortest Start	--	--	--
Longest Relief	2.1	James Madison	2/16/24
Hits	3	Murray State	3/3/24
Runs	1	2x (Murray State)	3/3/24
Earned Runs	1	2x (Murray State)	3/3/24
Walks	0	3x (Murray State)	3/3/24
Strikeouts	4	James Madison	2/16/24

CAREER HIGHS

Category	High	Opponent (Last)	Date
Innings	3.1	#6 South Carolina	5/12/23
Longest Start	--	--	--
Shortest Start	--	--	--
Longest Relief	3.1	#6 South Carolina	5/12/23
Hits	3	4x (#TCU)	6/5/23
Runs	5	at #12 Vanderbilt	5/19/23
Earned Runs	5	at #12 Vanderbilt	5/19/23
Walks	3	at Mississippi State	5/5/23
Strikeouts	6	#16 Tennessee	4/15/23

**46 CHRISTIAN FOUTCH****SEASON HIGHS**

Category	High	Opponent (Last)	Date
Innings	1.1	James Madison	2/18/24
Longest Start	--	--	--
Shortest Start	--	--	--
Longest Relief	1.1	James Madison	2/18/24
Hits	3	James Madison	2/18/24
Runs	1	James Madison	2/18/24
Earned Runs	1	James Madison	2/18/24
Walks	1	Grambling	2/27/24
Strikeouts	2	James Madison	2/18/24

CAREER HIGHS

Category	High	Opponent (Last)	Date
Innings	2.0	2x (UCA)	4/18/23
Longest Start	--	--	--
Shortest Start	--	--	--
Longest Relief	2.0	2x (UCA)	4/18/23
Hits	6	Little Rock	4/12/23
Runs	4	Little Rock	4/12/23
Earned Runs	4	Little Rock	4/12/23
Walks	2	3x (vs. Lipscomb)	5/2/23
Strikeouts	2	3x (James Madison)	2/18/24

**49 STONE HEWLETT****SEASON HIGHS**

Category	High	Opponent (Last)	Date
Innings	1.0	James Madison	2/19/24
Longest Start	--	--	--
Shortest Start	--	--	--
Longest Relief	1.0	James Madison	2/19/24
Hits	1	vs. #7 Oregon State	2/23/24
Runs	1	vs. #7 Oregon State	2/23/24
Earned Runs	1	vs. #7 Oregon State	2/23/24
Walks	1	James Madison	2/19/24
Strikeouts	1	4x (vs. Oklahoma State)	2/24/24

CAREER HIGHS


Category	High	Opponent (Last)	Date
Innings	3.1	2x (Oakland)	2/27/23
Longest Start	2.0	at Charleston Southern	3/8/22
Shortest Start	--	--	--
Longest Relief	3.1	2x (Oakland)	2/27/23
Hits	6	2x (Air Force)	4/26/22
Runs	6	2x (Air Force)	4/26/22
Earned Runs	6	2x (Air Force)	4/26/22
Walks	2	7x (Wichita State)	3/8/23
Strikeouts	4	Oakland	2/27/23

**48 COOPER DOSSETT****SEASON HIGHS**

Category	High	Opponent (Last)	Date
Innings	1.0	2x (Murray State)	3/2/24
Longest Start	--	--	--
Shortest Start	--	--	--
Longest Relief	1.0	2x (Murray State)	3/2/24
Hits	0	2x (Murray State)	3/2/24
Runs	0	2x (Murray State)	3/2/24
Earned Runs	0	2x (Murray State)	3/2/24
Walks	0	2x (Murray State)	3/2/24
Strikeouts	3	Grambling	2/27/24

CAREER HIGHS

Category	High	Opponent (Last)	Date
Innings	1.0	3x (Murray State)	3/2/24
Longest Start	--	--	--
Shortest Start	--	--	--
Longest Relief	1.0	3x (Murray State)	3/2/24
Hits	2	vs. #15 TCU	2/18/23
Runs	4	vs. #15 TCU	2/18/23
Earned Runs	4	vs. #15 TCU	2/18/23
Walks	3	vs. #15 TCU	2/18/23
Strikeouts	3	Grambling	2/27/24

**51 JACK SMITH****SEASON HIGHS**

Category	High	Opponent (Last)	Date
Innings	--	--	--
Longest Start	--	--	--
Shortest Start	--	--	--
Longest Relief	--	--	--
Hits	--	--	--
Runs	--	--	--
Earned Runs	--	--	--
Walks	--	--	--
Strikeouts	--	--	--

CAREER HIGHS

Category	High	Opponent (Last)	Date
Innings	--	--	--
Longest Start	--	--	--
Shortest Start	--	--	--
Longest Relief	--	--	--
Hits	--	--	--
Runs	--	--	--
Earned Runs	--	--	--
Walks	--	--	--
Strikeouts	--	--	--



61 ADAM HACHMAN

SEASON HIGHS

Category	High	Opponent (Last)	Date
Innings	--	--	--
Longest Start	--	--	--
Shortest Start	--	--	--
Longest Relief	--	--	--
Hits	--	--	--
Runs	--	--	--
Earned Runs	--	--	--
Walks	--	--	--
Strikeouts	--	--	--

CAREER HIGHS

Category	High	Opponent (Last)	Date
Innings	--	--	--
Longest Start	--	--	--
Shortest Start	--	--	--
Longest Relief	--	--	--
Hits	--	--	--
Runs	--	--	--
Earned Runs	--	--	--
Walks	--	--	--
Strikeouts	--	--	--

Record: 9-2 Home: 7-1 Away: 0-0 Neutral: 2-1 SEC: 0-0

Player	avg	gp-gs	ab	r	h	2b	3b	hr	rbi	tb	slg%	bb	hp	so	gdp	ob%	sf	sh	sb-att	po	a	e	fld%
12 Jared Sprague-Lott	.417	10-10	36	10	15	4	0	1	6	22	.611	8	2	5	0	.543	0	0	1-1	8	13	5	.808
5 Kendall Diggs	.375	11-11	40	8	15	5	0	1	8	23	.575	10	0	5	0	.490	1	0	1-1	13	1	1	.933
6 Ben McLaughlin	.316	11-11	38	7	12	3	0	0	9	15	.395	9	1	7	2	.458	0	0	0-0	52	6	0	1.000
24 Peyton Holt	.313	11-8	32	8	10	0	1	0	4	12	.375	2	3	3	0	.405	0	0	2-2	8	15	1	.958
19 Will Edmunson	.300	8-5	20	8	6	1	0	0	3	7	.350	4	2	2	2	.462	0	0	4-5	4	0	0	1.000
1 Ty Wilmsmeyer	.241	8-8	29	3	7	0	0	1	5	10	.345	3	1	8	1	.333	0	1	1-2	13	0	0	1.000
13 Jayson Jones	.233	8-8	30	5	7	1	0	2	12	14	.467	4	0	6	1	.324	0	0	1-1	9	1	0	1.000
8 Hudson White	.206	9-9	34	7	7	4	0	1	5	14	.412	6	0	6	0	.325	0	0	0-0	86	4	0	1.000
9 Wehiwa Aloy	.200	11-11	45	8	9	2	0	0	4	11	.244	3	2	11	2	.280	0	0	1-1	11	16	1	.964

14 Ross Lovich	.429	5-3	14	3	6	2	0	0	4	8	.571	1	1	4	1	.500	0	0	0-0	4	0	0	1.000
3 Nolan Souza	.417	5-4	12	3	5	2	0	1	5	10	.833	4	0	3	0	.563	0	0	1-1	2	2	0	1.000
4 Jack Wagner	.308	5-3	13	2	4	2	0	0	2	6	.462	2	1	2	1	.438	0	0	1-1	9	1	2	.833
16 Hudson Polk	.286	3-2	7	3	2	0	0	1	5	5	.714	2	0	2	0	.400	1	0	0-0	11	0	0	1.000
27 Ryder Helfrick	.125	5-4	16	5	2	0	0	1	1	5	.313	3	1	3	2	.300	0	1	0-0	43	3	0	1.000
44 Parker Rowland	.000	2-2	4	0	0	0	0	0	0	0	.000	4	0	1	0	.500	0	0	0-0	20	0	1	.952
Totals	.289	11	370	80	107	26	1	9	73	162	.438	65	14	68	12	.412	2	2	13-15	298	74	12	.969
Opponents	.174	11	350	31	61	7	0	7	29	89	.254	29	12	163	5	.260	2	5	6-7	280	111	16	.961

LOB - Team (93), Opp (69). DP's turned - Team (6), Opp (15). IBB - Team (2), McLaughlin 1, Sprague-Lott 1, Opp (1). Picked off - White 1, Wilmsmeyer 1.

(All games Sorted by Earned run avg)

Player	era	w-l	app	gs	cq	sho	sv	ip	h	r	er	bb	so	2b	3b	hr	b/avg	wp	hp	bk	sfa	sha
38 Colin Fisher	0.00	2-1	3	2	0	0/1	0	8.1	5	1	0	2	11	0	0	0	.172	0	1	0	0	1
25 Brady Tygart	1.12	2-0	3	3	0	0/0	0	16.0	8	2	2	5	20	0	0	1	.157	0	4	0	0	2
21 Mason Molina	1.98	2-0	3	3	0	0/0	0	13.2	5	3	3	5	29	1	0	1	.109	1	2	0	0	0
41 Will McEntire	2.08	1-0	6	0	0	0/1	1	17.1	11	5	4	2	18	3	0	1	.180	1	0	0	1	0
33 Hagen Smith	2.77	1-0	3	3	0	0/0	0	13.0	5	4	4	4	31	0	0	2	.114	0	1	0	0	0

48 Cooper Dossett	0.00	0-0	2	0	0	0/0	0	2.0	0	0	0	0	5	0	0	0	.000	0	0	0	0	0
28 Koty Frank	1.23	0-0	5	0	0	0/1	2	7.1	4	2	1	1	11	1	0	0	.143	0	2	0	0	0
45 Gage Wood	3.86	1-0	4	0	0	0/0	1	4.2	6	2	2	0	8	0	0	1	.300	0	0	0	0	1
46 Christian Foutch	3.86	0-0	2	0	0	0/0	0	2.1	3	1	1	1	3	0	0	1	.375	1	0	0	0	0
20 Gabe Gaeckle	4.26	0-1	3	0	0	0/0	1	6.1	3	3	3	3	13	0	0	0	.130	1	0	0	0	0
49 Stone Hewlett	4.50	0-0	4	0	0	0/1	0	2.0	1	1	1	1	4	0	0	0	.125	0	0	0	0	0
37 Jake Faherty	4.50	0-0	3	0	0	0/0	1	2.0	2	2	1	2	4	1	0	0	.286	1	1	0	1	0
26 Tate McGuire	5.40	0-0	2	0	0	0/0	0	1.2	3	1	1	2	4	1	0	0	.375	0	1	0	0	0
36 Parker Coil	13.50	0-0	2	0	0	0/0	0	2.2	5	4	4	1	2	0	0	0	.455	0	0	0	0	1
Totals	2.45	9-2	11	11	0	1/1	6	99.1	61	31	27	29	163	7	0	7	.174	5	12	0	2	5
Opponents	6.46	2-9	11	11	0	0/0	0	93.1	107	80	67	65	68	26	1	9	.289	10	14	1	2	2

PB - Team (3), White 2, Helfrick 1, Opp (1). Pickoffs - Team (1), Tygart 1, Opp (2). SBA/ATT - Hewlett (3-3), White (3-3), Rowland (3-3), Molina (3-3), Helfrick (0-1), Tygart (0-1).

Score by innings	1	2	3	4	5	6	7	8	9	EX	Total
Arkansas	14	5	11	14	17	8	4	7	0	0	80
Opponents	4	1	0	3	1	6	8	3	4	1	31

Record when ...

Overall	9-2	After 6 leading	9-1
Conference	0-0 trailing	0-0
Non-Conference	9-2 tied	0-1
Home games	7-1	After 7 leading	8-1
Away games	0-0 trailing	0-1
Neutral site	2-1 tied	0-0
Day games	8-1	After 8 leading	6-1
Night games	1-1 trailing	0-1
vs Left starter	1-0 tied	0-0
vs Right starter	8-2		
1-Run games	2-1	Hit 0 home runs	4-2
2-Run games	2-0	... 1 home run	2-0
5+Run games	3-0	... 2+ home runs	3-0
Extra innings	0-1		
Shutouts	1-0	Opponent 0 home runs	4-1
	 1 home run	4-1
Scoring 0-2 runs	0-1 2+ HRs	1-0
..... 3-5 runs	5-1		
..... 6-9 runs	1-0	Made 0 errors	5-0
..... 10+ runs	3-0 1 error	1-1
	 2+ errors	3-1
Opponent 0-2 runs	4-1		
..... 3-5 runs	5-0	Opp. made 0 errors	2-0
..... 6-9 runs	0-1 1 error	4-1
..... 10+ runs	0-0 2+ errors	3-1
Scored in 1st inning	4-1	Out-hit opponent	7-1
Opp. scored in 1st	2-0	Out-hit by opponent	1-0
Scores first	6-2	Hits are tied	1-1
Opp. scores first	3-0		

Record when team scores:

Runs	0	1	2	3	4	5	6	7	8	9	10+
W-L	0-0	0-1	0-0	0-1	2-0	3-0	1-0	0-0	0-0	0-0	3-0

Record when opponent scores:

Runs	0	1	2	3	4	5	6	7	8	9	10+
W-L	1-0	3-0	0-1	2-0	2-0	1-0	0-0	0-1	0-0	0-0	0-0

Record when leading after:

Inn.	1	2	3	4	5	6	7	8
W-L	3-1	5-1	7-1	8-0	9-1	9-1	8-1	6-1

Record when trailing after:

Inn.	1	2	3	4	5	6	7	8
W-L	2-0	1-0	0-0	0-0	0-0	0-0	0-1	0-1

Record when tied after:

Inn.	1	2	3	4	5	6	7	8
W-L	4-1	3-1	2-1	1-2	0-1	0-1	0-0	0-0

Current winning streak: 5

Longest winning streak: 5

Longest losing streak: 1

Home attendance : 75882 (8 dates avg = 9485)

Away attendance : 36768 (3 dates avg = 12256)

Total attendance: 112650 (11 dates avg = 10240)

Multiple Hit Games	2	3	4	5+	Total
12 Jared Sprague-Lott	4	1	-	-	5
5 Kendall Diggs	4	-	-	-	4
9 Wehiwa Aloy	3	-	-	-	3
6 Ben McLaughlin	3	-	-	-	3
19 Will Edmunson	2	-	-	-	2
14 Ross Lovich	1	1	-	-	2
24 Peyton Holt	1	1	-	-	2
1 Ty Wilmsmeyer	-	1	-	-	1
8 Hudson White	1	-	-	-	1
3 Nolan Souza	1	-	-	-	1
13 Jayson Jones	1	-	-	-	1
TEAM	21	4	0	0	25

Multiple RBI Games	2	3	4	5+	Total
13 Jayson Jones	2	-	-	1	3
5 Kendall Diggs	2	-	-	-	2
6 Ben McLaughlin	1	1	-	-	2
3 Nolan Souza	1	1	-	-	2
12 Jared Sprague-Lott	2	-	-	-	2
8 Hudson White	2	-	-	-	2
14 Ross Lovich	2	-	-	-	2
16 Hudson Polk	-	-	1	-	1
1 Ty Wilmsmeyer	-	-	-	1	1
9 Wehiwa Aloy	1	-	-	-	1
TEAM	13	2	1	2	18

Hitting Streaks	Longest	Current
5 Kendall Diggs	11	11
6 Ben McLaughlin	7	2
12 Jared Sprague-Lott	7	7
24 Peyton Holt	5	-
8 Hudson White	4	1
13 Jayson Jones	4	4
3 Nolan Souza	3	3
1 Ty Wilmsmeyer	3	-
19 Will Edmunson	3	3
9 Wehiwa Aloy	3	1
14 Ross Lovich	2	2
16 Hudson Polk	2	-
4 Jack Wagner	2	2
27 Ryder Helfrick	1	-

Reached Base Streaks	Longest	Current
5 Kendall Diggs	11	11
6 Ben McLaughlin	11	11
12 Jared Sprague-Lott	7	7
1 Ty Wilmsmeyer	7	-
13 Jayson Jones	7	7
9 Wehiwa Aloy	5	1
24 Peyton Holt	5	-
19 Will Edmunson	5	5
3 Nolan Souza	5	5
8 Hudson White	4	1
14 Ross Lovich	2	2
27 Ryder Helfrick	2	2
44 Parker Rowland	2	2
4 Jack Wagner	2	2
16 Hudson Polk	2	-

**Starting Lineup By Position
(Team W-L record when starter)**

PITCHER:		
25 Brady Tygart	3	(2-1)
33 Hagen Smith	3	(3-0)
21 Mason Molina	3	(2-1)
38 Colin Fisher	2	(2-0)
CATCHER:		
8 Hudson White	5	(4-1)
27 Ryder Helfrick	3	(2-1)
44 Parker Rowland	2	(2-0)
16 Hudson Polk	1	(1-0)
FIRST BASE:		
6 Ben McLaughlin	9	(8-1)
4 Jack Wagner	2	(1-1)
SECOND BASE:		
24 Peyton Holt	7	(6-1)
3 Nolan Souza	4	(3-1)
THIRD BASE:		
12 Jared Sprague-Lot	10	(9-1)
24 Peyton Holt	1	(0-1)
SHORTSTOP:		
9 Wehiwa Aloy	11	(9-2)
LEFT FIELD:		
13 Jayson Jones	8	(7-1)
19 Will Edmunson	2	(2-0)
14 Ross Lovich	1	(0-1)
CENTER FIELD:		
1 Ty Wilmsmeyer	8	(6-2)
19 Will Edmunson	3	(3-0)
RIGHT FIELD:		
5 Kendall Diggs	10	(8-2)
14 Ross Lovich	1	(1-0)
DESIGNATED HITTER:		
8 Hudson White	4	(3-1)
6 Ben McLaughlin	2	(1-1)
4 Jack Wagner	1	(1-0)
27 Ryder Helfrick	1	(1-0)
16 Hudson Polk	1	(1-0)
5 Kendall Diggs	1	(1-0)
14 Ross Lovich	1	(1-0)

**Starting Lineup By Lineup Spot
(Team W-L record when starter)**

LEADOFF:		
8 Hudson White	4	(3-1)
19 Will Edmunson	4	(4-0)
5 Kendall Diggs	3	(2-1)
2ND SPOT:		
5 Kendall Diggs	8	(7-1)
8 Hudson White	3	(2-1)
3RD SPOT:		
9 Wehiwa Aloy	5	(4-1)
6 Ben McLaughlin	5	(4-1)
12 Jared Sprague-Lot	1	(1-0)
CLEANUP:		
6 Ben McLaughlin	6	(5-1)
9 Wehiwa Aloy	3	(2-1)
12 Jared Sprague-Lot	2	(2-0)
5TH SPOT:		
27 Ryder Helfrick	3	(2-1)
4 Jack Wagner	2	(1-1)
12 Jared Sprague-Lot	2	(2-0)
24 Peyton Holt	1	(1-0)
8 Hudson White	1	(1-0)
14 Ross Lovich	1	(1-0)
9 Wehiwa Aloy	1	(1-0)
6TH SPOT:		
13 Jayson Jones	4	(3-1)
14 Ross Lovich	2	(1-1)
16 Hudson Polk	2	(2-0)
24 Peyton Holt	2	(2-0)
9 Wehiwa Aloy	1	(1-0)
7TH SPOT:		
13 Jayson Jones	3	(3-0)
24 Peyton Holt	3	(1-2)
3 Nolan Souza	2	(2-0)
19 Will Edmunson	1	(1-0)
12 Jared Sprague-Lot	1	(1-0)
9 Wehiwa Aloy	1	(1-0)
8TH SPOT:		
12 Jared Sprague-Lot	4	(3-1)
44 Parker Rowland	2	(2-0)
3 Nolan Souza	2	(1-1)
13 Jayson Jones	1	(1-0)
4 Jack Wagner	1	(1-0)
24 Peyton Holt	1	(1-0)
9TH SPOT:		
1 Ty Wilmsmeyer	8	(6-2)
27 Ryder Helfrick	1	(1-0)
8 Hudson White	1	(1-0)
24 Peyton Holt	1	(1-0)

STARTERS SUMMARY

Player	GS	Position											Batting Order								
		p	c	1b	2b	3b	ss	lf	cf	rf	of	dh	1st	2nd	3rd	4th	5th	6th	7th	8th	9th
9 Wehiwa Aloy	11	11	5	3	1	1	1	.	.
5 Kendall Diggs	11	10	.	1	3	8
6 Ben McLaughlin	11	.	.	9	2	.	.	5	6
12 Jared Sprague-	10	10	1	2	2	.	1	4	.
8 Hudson White	9	.	5	4	4	3	.	.	1	.	.	.	1
1 Ty Wilmsmeyer	8	8	8
13 Jayson Jones	8	8	4	3	1	.
24 Peyton Holt	8	.	.	.	7	1	1	2	3	1	1
19 Will Edmunson	5	2	3	.	.	.	4	1	.	.
3 Nolan Souza	4	.	.	.	4	2	2	.
27 Ryder Helfrick	4	.	3	1	3	.	.	.	1
25 Brady Tygart	3	3
33 Hagen Smith	3	3
21 Mason Molina	3	3
14 Ross Lovich	3	1	.	1	.	1	1	2	.	.	.
4 Jack Wagner	3	.	.	2	1	2	.	.	1	.
44 Parker Rowlan	2	.	2	2	.
16 Hudson Polk	2	.	1	1	2	.	.	.
38 Colin Fisher	2	2



III INDIVIDUAL GAME-BY-GAME

#9 Wehiwa Aloy - 11 games (All games)

Date	Opponent	Pos	AB	R	H	RBI	2B	3B	HR	BB	SB	CS	HBP	SAC	SF	GDP	K	PO	A	E	Avg
Feb 16	JAMES MADISON	*ss	3	1	0	0	0	0	0	1	0	0	0	0	0	0	2	2	4	0	.000
Feb 17	JAMES MADISON	*ss	5	1	1	2	0	0	0	1	0	0	0	0	0	1	2	0	1	0	.125
Feb 18	JAMES MADISON	*ss	5	1	2	1	1	0	0	0	0	0	0	0	0	0	1	0	2	0	.231
Feb 19	JAMES MADISON	*ss	4	0	2	1	0	0	0	0	0	0	0	0	0	0	0	1	2	0	.294
Feb 23	vs Oregon State	*ss	3	1	0	0	0	0	0	0	0	0	1	0	0	0	2	1	0	0	.250
Feb 24	vs Oklahoma State	*ss	7	0	0	0	0	0	0	0	0	0	0	0	0	0	3	1	2	0	.185
Feb 25	vs Michigan	*ss	3	1	0	0	0	0	0	0	1	0	1	0	0	0	1	4	2	0	.167
Feb 27	GRAMBLING	*ss	3	1	1	0	1	0	0	0	0	0	0	0	0	0	0	0	0	0	.182
Mar 01	MURRAY STATE	*ss	4	1	2	0	0	0	0	0	0	0	0	0	0	0	0	1	1	0	.216
Mar 02	MURRAY STATE	*ss	5	1	0	0	0	0	0	0	0	0	0	0	0	0	0	0	1	1	.190
Mar 03	MURRAY STATE	*ss	3	0	1	0	0	0	0	1	0	0	0	0	0	1	0	1	1	0	.200
Totals		11gs	45	8	9	4	2	0	0	3	1	0	2	0	0	2	11	11	16	1	.200

On base pct. .280 • Slugging pct. .244

#36 Parker Coil - 2 games (All games)

Date	Opponent	Pos	AB	R	H	RBI	2B	3B	HR	BB	SB	CS	HBP	SAC	SF	GDP	K	PO	A	E	Avg
Feb 17	JAMES MADISON	p	0	0	0	0	0	0	0	0	0	0	0	0	0	0	0	0	1	0	.000
Feb 27	GRAMBLING	p	0	0	0	0	0	0	0	0	0	0	0	0	0	0	0	0	1	0	.000
Totals		0gs	0	0	0	0	0	0	0	0	0	0	0	0	0	0	0	0	2	0	.000

On base pct. .000 • Slugging pct. .000

#36 Parker Coil - 2 appearances (All games)

Date	Opponent	GS	IP	H	R	ER	BB	SO	2B	3B	HR	WP	BK	HBP	IBB	Score	W-L	Sv	ERA	NP
Feb 17	JAMES MADISON		0.2	4	4	4	1	1	0	0	0	0	0	0	0	15-5	0-0	0	54.00	24
Feb 27	GRAMBLING		2.0	1	0	0	0	1	0	0	0	0	0	0	0	21-1	0-0	0	13.50	23
Totals		0	2.2	5	4	4	1	2	0	0	0	0	0	0	0	36-6	0-0	0	13.50	-

#5 Kendall Diggs - 11 games (All games)

Date	Opponent	Pos	AB	R	H	RBI	2B	3B	HR	BB	SB	CS	HBP	SAC	SF	GDP	K	PO	A	E	Avg
Feb 16	JAMES MADISON	*of	4	1	2	0	1	0	0	0	0	0	0	0	0	0	0	0	0	0	.500
Feb 17	JAMES MADISON	*of	3	0	1	2	0	0	0	3	0	0	0	0	0	0	1	2	0	0	.429
Feb 18	JAMES MADISON	*of	5	1	2	0	2	0	0	0	0	0	0	0	0	0	0	1	1	0	.417
Feb 19	JAMES MADISON	*of	3	1	1	0	0	0	0	1	0	0	0	0	0	0	0	3	0	0	.400
Feb 23	vs Oregon State	*of	2	1	1	0	0	0	0	2	0	0	0	0	0	0	1	0	0	0	.412
Feb 24	vs Oklahoma State	*of	6	0	2	1	0	0	0	1	0	0	0	0	0	0	1	4	0	0	.391
Feb 25	vs Michigan	*dh	4	1	1	1	1	0	0	1	0	0	0	0	0	0	0	0	0	0	.370
Feb 27	GRAMBLING	*of	3	1	2	2	1	0	0	0	0	0	0	0	0	0	0	0	0	0	.400
Mar 01	MURRAY STATE	*of	4	1	1	0	0	0	0	0	1	0	0	0	0	0	0	0	0	0	.382
Mar 02	MURRAY STATE	*of	3	1	1	1	0	0	1	2	0	0	0	0	0	0	2	2	0	0	.378
Mar 03	MURRAY STATE	*of	3	0	1	1	0	0	0	0	0	0	0	0	1	0	0	1	0	1	.375
Totals		11gs	40	8	15	8	5	0	1	10	1	0	0	0	1	0	5	13	1	1	.375

On base pct. .490 • Slugging pct. .575

#48 Cooper Dossett - 2 appearances (All games)

Date	Opponent	GS	IP	H	R	ER	BB	SO	2B	3B	HR	WP	BK	HBP	IBB	Score	W-L	Sv	ERA	NP
Feb 27	GRAMBLING		1.0	0	0	0	0	3	0	0	0	0	0	0	0	21-1	0-0	0	0.00	17
Mar 02	MURRAY STATE		1.0	0	0	0	0	2	0	0	0	0	0	0	0	11-1	0-0	0	0.00	10
Totals		0	2.0	0	0	0	0	5	0	0	0	0	0	0	0	32-2	0-0	0	0.00	-

#19 Will Edmunson - 8 games (All games)

Date	Opponent	Pos	AB	R	H	RBI	2B	3B	HR	BB	SB	CS	HBP	SAC	SF	GDP	K	PO	A	E	Avg
Feb 16	JAMES MADISON		1	0	0	0	0	0	0	0	1	0	0	0	0	0	0	0	0	0	.000
Feb 17	JAMES MADISON	*of	4	3	1	0	0	0	0	0	0	0	1	0	0	0	0	1	0	0	.200
Feb 24	vs Oklahoma State	pr	0	0	0	0	0	0	0	0	1	0	0	0	0	0	0	0	0	0	.200
Feb 25	vs Michigan	*of	3	1	0	1	0	0	0	1	0	0	1	0	0	1	1	0	0	0	.125
Feb 27	GRAMBLING	*of	4	3	2	1	1	0	0	2	0	0	0	0	0	1	0	0	0	0	.250
Mar 01	MURRAY STATE	pr	0	0	0	0	0	0	0	0	1	0	0	0	0	0	0	0	0	0	.250
Mar 02	MURRAY STATE	*of	4	0	2	1	0	0	0	1	0	1	0	0	0	0	1	1	0	0	.312
Mar 03	MURRAY STATE	*of	4	1	1	0	0	0	0	0	1	0	0	0	0	0	0	2	0	0	.300
Totals		5gs	20	8	6	3	1	0	0	4	4	1	2	0	0	2	2	4	0	0	.300

On base pct. .462 • Slugging pct. .350

#37 Jake Faherty - 3 appearances (All games)

Date	Opponent	GS	IP	H	R	ER	BB	SO	2B	3B	HR	WP	BK	HBP	IBB	Score	W-L	Sv	ERA	NP
Feb 18	JAMES MADISON		1.0	1	1	0	0	1	0	0	0	0	0	0	0	3-7	0-0	0	0.00	20
Feb 23	vs Oregon State		0.2	0	0	0	0	2	0	0	0	1	0	0	0	5-4	0-0	1	0.00	10
Feb 27	vs Oklahoma State		0.1	1	1	1	2	1	1	0	0	0	0	1	0	1-2	0-0	1	4.50	20
Totals		0	2.0	2	2	1	2	4	1	0	0	1	0	1	0	9-13	0-0	1	4.50	-

#38 Colin Fisher - 2 games (All games)

Date	Opponent	Pos	AB	R	H	RBI	2B	3B	HR	BB	SB	CS	HBP	SAC	SF	GDP	K	PO	A	E	Avg
Feb 19	JAMES MADISON	*p	0	0	0	0	0	0	0	0	0	0	0	0	0	0	0	0	1	1	.000
Feb 24	vs Oklahoma State	p	0	0	0	0	0	0	0	0	0	0	0	0	0	0	0	0	1	0	.000
Totals		1gs	0	0	0	0	0	0	0	0	0	0	0	0	0	0	0	0	2	1	.000

On base pct. .000 • Slugging pct. .000

#38 Colin Fisher - 3 appearances (All games)

Date	Opponent	GS	IP	H	R	ER	BB	SO	2B	3B	HR	WP	BK	HBP	IBB	Score	W-L	Sv	ERA	NP
Feb 19	JAMES MADISON	*	5.0	3	0	0	0	4	0	0	0	0	0	1	0	4-0	1-0	0	0.00	63
Feb 24	vs Oklahoma State		2.1	2	1	0	1	6	0	0	0	0	0	0	1	1-2	1-1	0	0.00	39
Feb 27	GRAMBLING	*	1.0	0	0	0	1	1	0	0	0	0	0	0	0	21-1	2-1	0	0.00	12
Totals		2	8.1	5	1	0	2	11	0	0	0	0	0	1	1	26-3	2-1	0	0.00	-

#46 Christian Foutch - 2 appearances (All games)

Date	Opponent	GS	IP	H	R	ER	BB	SO	2B	3B	HR	WP	BK	HBP	IBB	Score	W-L	Sv	ERA	NP
Feb 18	JAMES MADISON		1.1	3	1	1	0	2	0	0	1	1	0	0	0	3-7	0-0	0	6.75	25
Feb 27	GRAMBLING		1.0	0	0	0	1	1	0	0	0	0	0	0	0	21-1	0-0	0	3.86	13
Totals		0	2.1	3	1	1	1	3	0	0	1	1	0	0	0	24-8	0-0	0	3.86	-

#28 Koty Frank - 5 appearances (All games)

Date	Opponent	GS	IP	H	R	ER	BB	SO	2B	3B	HR	WP	BK	HBP	IBB	Score	W-L	Sv	ERA	NP
Feb 17	JAMES MADISON		2.1	0	0	0	0	1	0	0	0	0	0	0	0	15-5	0-0	1	0.00	33
Feb 19	JAMES MADISON		1.0	0	0	0	0	1	0	0	0	0	0	0	0	4-0	0-0	1	0.00	16
Feb 24	vs Oklahoma State		1.2	0	0	0	1	5	0	0	0	0	0	0	0	1-2	0-0	1	0.00	29
Feb 25	vs Michigan		1.0	3	2	1	0	1	0	0	0	0	0	0	0	4-3	0-0	2	1.50	32
Mar 01	MURRAY STATE		1.1	1	0	0	0	3	1	0	0	0	0	2	0	5-1	0-0	2	1.23	21
Totals		0	7.1	4	2	1	1	11	1	0	0	0	0	2	0	29-11	0-0	2	1.23	-



III INDIVIDUAL GAME-BY-GAME

#20 Gabe Gaeckle - 1 game (All games)

Date	Opponent	Pos	AB	R	H	RBI	2B	3B	HR	BB	SB	CS	HBP	SAC	SF	GDP	K	PO	A	E	Avg
Feb 18	JAMES MADISON	p	0	0	0	0	0	0	0	0	0	0	0	0	0	0	0	0	1	0	.000
Totals		0gs	0	0	0	0	0	0	0	0	0	0	0	0	0	0	0	0	1	0	.000

On base pct. .000 • Slugging pct. .000

#20 Gabe Gaeckle - 3 appearances (All games)

Date	Opponent	GS	IP	H	R	ER	BB	SO	2B	3B	HR	WP	BK	HBP	IBB	Score	W-L	Sv	ERA	NP
Feb 18	JAMES MADISON		2.0	3	3	3	1	2	0	0	0	1	0	0	0	3-7	0-1	0	13.50	29
Feb 23	vs Oklahoma State		2.2	0	0	0	0	1	6	0	0	0	0	0	0	1-2	0-1	0	5.79	39
Mar 01	MURRAY STATE		1.2	0	0	0	0	1	5	0	0	0	0	0	0	5-1	0-1	1	4.26	37
Totals		0	6.1	3	3	3	3	13	0	0	0	1	0	0	0	9-10	0-1	1	4.26	-

#27 Ryder Helfrick - 5 games (All games)

Date	Opponent	Pos	AB	R	H	RBI	2B	3B	HR	BB	SB	CS	HBP	SAC	SF	GDP	K	PO	A	E	Avg
Feb 17	JAMES MADISON	*c	3	3	1	1	0	0	1	1	0	0	1	0	0	1	0	6	1	0	.333
Feb 23	vs Oregon State	*dh	3	1	0	0	0	0	0	0	0	0	0	1	0	0	0	0	0	0	.167
Feb 24	vs Oklahoma State	*c	6	0	0	0	0	0	0	0	0	0	0	0	0	0	3	24	1	0	.083
Feb 27	GRAMBLING	ph/d	1	1	1	0	0	0	0	1	0	0	0	0	0	0	0	0	0	0	.154
Mar 02	MURRAY STATE	*c	3	0	0	0	0	0	0	1	0	0	0	0	0	1	0	13	1	0	.125
Totals		4gs	16	5	2	1	0	0	1	3	0	0	1	1	0	2	3	43	3	0	.125

On base pct. .300 • Slugging pct. .312

#49 Stone Hewlett - 1 game (All games)

Date	Opponent	Pos	AB	R	H	RBI	2B	3B	HR	BB	SB	CS	HBP	SAC	SF	GDP	K	PO	A	E	Avg
Feb 19	JAMES MADISON	p	0	0	0	0	0	0	0	0	0	0	0	0	0	0	0	0	1	0	.000
Totals		0gs	0	0	0	0	0	0	0	0	0	0	0	0	0	0	0	0	1	0	.000

On base pct. .000 • Slugging pct. .000

#49 Stone Hewlett - 4 appearances (All games)

Date	Opponent	GS	IP	H	R	ER	BB	SO	2B	3B	HR	WP	BK	HBP	IBB	Score	W-L	Sv	ERA	NP
Feb 18	JAMES MADISON		0.1	0	0	0	0	1	0	0	0	0	0	0	0	3-7	0-0	0	0.00	4
Feb 19	JAMES MADISON		1.0	0	0	0	1	1	0	0	0	0	0	0	0	4-0	0-0	0	0.00	19
Feb 23	vs Oregon State		0.1	1	1	1	0	1	0	0	0	0	0	0	0	5-4	0-0	0	5.40	9
Feb 24	vs Oklahoma State		0.1	0	0	0	0	1	0	0	0	0	0	0	0	1-2	0-0	0	4.50	3
Totals		0	2.0	1	1	1	1	4	0	0	0	0	0	0	0	13-13	0-0	0	4.50	-

#24 Peyton Holt - 11 games (All games)

Date	Opponent	Pos	AB	R	H	RBI	2B	3B	HR	BB	SB	CS	HBP	SAC	SF	GDP	K	PO	A	E	Avg
Feb 16	JAMES MADISON	*2b	3	1	1	1	0	0	0	1	1	0	0	0	0	0	0	1	1	0	.333
Feb 17	JAMES MADISON	*2b	5	2	2	1	0	0	0	0	0	0	0	0	0	0	0	0	1	0	.375
Feb 18	JAMES MADISON	*3b	4	0	0	0	0	0	0	0	0	0	0	0	0	0	0	0	1	0	.250
Feb 19	JAMES MADISON	*2b	3	0	1	0	0	0	0	0	0	0	1	0	0	0	0	1	4	0	.267
Feb 23	vs Oregon State	*2b	3	1	1	1	0	1	0	0	0	0	1	0	0	0	0	0	2	0	.278
Feb 24	vs Oklahoma State	*2b	6	0	1	0	0	0	0	0	0	0	0	0	0	0	1	1	1	0	.250
Feb 25	vs Michigan	2b	0	0	0	0	0	0	0	0	0	0	0	0	0	0	0	1	0	1	.250
Feb 27	GRAMBLING	*2b	3	4	3	0	0	0	0	1	0	0	1	0	0	0	0	3	3	0	.333
Mar 01	MURRAY STATE	*2b	4	0	1	1	0	0	0	0	1	0	0	0	0	0	1	0	0	0	.323
Mar 02	MURRAY STATE	2b	1	0	0	0	0	0	0	0	0	0	0	0	0	0	0	1	2	0	.312
Mar 03	MURRAY STATE	2b	0	0	0	0	0	0	0	0	0	0	0	0	0	0	0	0	0	0	.312
Totals		8gs	32	8	10	4	0	1	0	2	2	0	3	0	0	0	3	8	15	1	.312

On base pct. .405 • Slugging pct. .375

#13 Jayson Jones - 8 games (All games)

Date	Opponent	Pos	AB	R	H	RBI	2B	3B	HR	BB	SB	CS	HBP	SAC	SF	GDP	K	PO	A	E	Avg
Feb 16	JAMES MADISON	*of	3	0	0	0	0	0	0	0	0	0	0	0	0	0	2	1	0	0	.000
Feb 19	JAMES MADISON	*of	4	0	1	1	0	0	0	0	0	0	0	0	0	0	0	2	0	0	.143
Feb 23	vs Oregon State	*of	3	0	1	1	0	0	0	1	0	0	0	0	0	0	1	0	0	0	.200
Feb 24	vs Oklahoma State	*of	5	0	0	0	0	0	0	1	0	0	0	0	0	0	1	0	1	0	.133
Feb 27	GRAMBLING	*of	5	2	2	6	0	0	2	0	0	0	0	0	0	0	0	1	0	0	.200
Mar 01	MURRAY STATE	*of	3	0	1	2	1	0	0	1	1	0	0	0	0	0	1	3	0	0	.217
Mar 02	MURRAY STATE	*of	3	2	1	2	0	0	0	1	0	0	0	0	0	0	0	1	0	0	.231
Mar 03	MURRAY STATE	*of	4	1	1	0	0	0	0	0	0	0	0	0	0	1	1	1	0	0	.233
Totals		8gs	30	5	7	12	1	0	2	4	1	0	0	0	0	1	6	9	1	0	.233

On base pct. .324 • Slugging pct. .467

#14 Ross Lovich - 5 games (All games)

Date	Opponent	Pos	AB	R	H	RBI	2B	3B	HR	BB	SB	CS	HBP	SAC	SF	GDP	K	PO	A	E	Avg
Feb 16	JAMES MADISON	pr	0	0	0	0	0	0	0	0	0	0	0	0	0	0	0	0	0	0	.000
Feb 18	JAMES MADISON	*of	3	0	1	0	0	0	0	1	0	0	0	0	0	0	0	1	0	0	.333
Feb 25	vs Michigan	*of	4	0	0	0	0	0	0	0	0	0	0	0	0	1	2	3	0	0	.143
Feb 27	GRAMBLING	ph/of	3	1	3	2	0	0	0	0	0	0	0	0	0	0	0	0	0	0	.400
Mar 02	MURRAY STATE	*dh	4	2	2	2	2	0	0	0	0	0	1	0	0	0	2	0	0	0	.429
Totals		3gs	14	3	6	4	2	0	0	1	0	0	1	0	0	1	4	4	0	0	.429

On base pct. .500 • Slugging pct. .571

#41 Will McEntire - 4 games (All games)

Date	Opponent	Pos	AB	R	H	RBI	2B	3B	HR	BB	SB	CS	HBP	SAC	SF	GDP	K	PO	A	E	Avg
Feb 16	JAMES MADISON	p	0	0	0	0	0	0	0	0	0	0	0	0	0	0	0	1	0	0	.000
Feb 19	JAMES MADISON	p	0	0	0	0	0	0	0	0	0	0	0	0	0	0	0	1	0	0	.000
Feb 25	vs Michigan	p	0	0	0	0	0	0	0	0	0	0	0	0	0	0	0	0	1	0	.000
Mar 03	MURRAY STATE	p	0	0	0	0	0	0	0	0	0	0	0	0	0	0	0	1	0	0	.000
Totals		0gs	0	0	0	0	0	0	0	0	0	0	0	0	0	0	0	3	1	0	.000

On base pct. .000 • Slugging pct. .000

#41 Will McEntire - 6 appearances (All games)

Date	Opponent	GS	IP	H	R	ER	BB	SO	2B	3B	HR	WP	BK	HBP	IBB	Score	W-L	Sv	ERA	NP
Feb 16	JAMES MADISON		5.2	3	1	1	1	6	1	0	0	0	0	0	0	6-4	1-0	0	1.59	71
Feb 19	JAMES MADISON		2.0	1	0	0	0	3	0	0	0	0	0	0	0	4-0	1-0	0	1.17	26
Feb 23	vs Oregon State		1.0	2	2	2	0	2	1	0	0	1	0	0	0	5-4	1-0	0	3.12	22
Feb 25	vs Michigan		3.0	2	1	0	1	0	1	0	0	0	0	0	0	4-3	1-0	0	2.31	35
Mar 02	MURRAY STATE		2.0	0	0	0	0	2	0	0	0	0	0	0	0	11-1	1-0	0	1.98	16
Mar 03	MURRAY STATE		3.2	3	1	1	0	5	0	0	1	0	0	0	0	5-3	1-0	1	2.08	43
Totals		0	17.1	11	5	4	2	18	3	0	1	1	0	0	0	35-15	1-0	1	2.08	-

#26 Tate McGuire - 2 appearances (All games)

Date	Opponent	GS	IP	H	R	ER	BB	SO	2B	3B	HR	WP	BK	HBP	IBB	Score	W-L	Sv	ERA	NP
Feb 18	JAMES MADISON		0.2	0	0	0	2	1	0	0	0	0	0	1	0	3-7	0-0	0	0.00	24
Feb 27	GRAMBLING		1.0	3	1	1	0	3	1	0	0	0	0	0	0	21-1	0-0	0	5.40	24
Totals		0	1.2	3	1	1	2	4	1	0	0	0	0	1	0	24-8	0-0	0	5.40	-



III INDIVIDUAL GAME-BY-GAME

#6 Ben McLaughlin - 11 games (All games)

Date	Opponent	Pos	AB	R	H	RBI	2B	3B	HR	BB	SB	CS	HBP	SAC	SF	GDP	K	PO	A	E	Avg
Feb 16	JAMES MADISON	*1b	4	0	1	1	0	0	0	0	0	0	0	0	0	1	0	7	3	0	.250
Feb 17	JAMES MADISON	*1b	4	1	2	0	0	0	0	1	0	0	0	0	0	0	1	8	0	0	.375
Feb 18	JAMES MADISON	*dh	2	1	1	1	1	0	0	2	0	0	0	0	0	0	1	0	0	0	.400
Feb 19	JAMES MADISON	*1b	3	0	1	2	0	0	0	1	0	0	0	0	0	0	1	8	1	0	.385
Feb 23	vs Oregon State	*1b	3	0	1	3	1	0	0	0	0	0	1	0	0	0	0	3	0	0	.375
Feb 24	vs Oklahoma State	*1b	6	0	1	0	0	0	0	0	0	0	0	0	0	0	3	8	0	0	.318
Feb 25	vs Michigan	*1b	5	0	2	1	1	0	0	0	0	0	0	0	0	0	0	6	1	0	.333
Feb 27	GRAMBLING	*1b	2	1	0	0	0	0	0	1	0	0	0	0	0	1	0	4	0	0	.310
Mar 01	MURRAY STATE	*1b	2	1	0	1	0	0	0	2	0	0	0	0	0	0	0	2	1	0	.290
Mar 02	MURRAY STATE	*1b	4	3	2	0	0	0	0	1	0	0	0	0	0	0	0	6	0	0	.314
Mar 03	MURRAY STATE	*dh	3	0	1	0	0	0	0	1	0	0	0	0	0	0	1	0	0	0	.316
Totals		11gs	38	7	12	9	3	0	0	9	0	0	1	0	0	2	7	52	6	0	.316

On base pct. .458 • Slugging pct. .395

#21 Mason Molina - 2 games (All games)

Date	Opponent	Pos	AB	R	H	RBI	2B	3B	HR	BB	SB	CS	HBP	SAC	SF	GDP	K	PO	A	E	Avg
Feb 25	vs Michigan	*p	0	0	0	0	0	0	0	0	0	0	0	0	0	0	0	0	1	0	.000
Mar 03	MURRAY STATE	*p	0	0	0	0	0	0	0	0	0	0	0	0	0	0	0	1	0	0	.000
Totals		2gs	0	0	0	0	0	0	0	0	0	0	0	0	0	0	0	1	1	0	.000

On base pct. .000 • Slugging pct. .000

#21 Mason Molina - 3 appearances (All games)

Date	Opponent	GS	IP	H	R	ER	BB	SO	2B	3B	HR	WP	BK	HBP	IBB	Score	W-L	Sv	ERA	NP
Feb 18	JAMES MADISON	*	3.2	3	2	2	3	9	1	0	0	1	0	0	0	3-7	0-0	0	4.91	72
Feb 25	vs Michigan	*	5.0	0	0	0	1	10	0	0	0	0	0	1	0	4-3	1-0	0	2.08	81
Mar 03	MURRAY STATE	*	5.0	2	1	1	1	10	0	0	1	0	0	1	0	5-3	2-0	0	1.98	77
Totals		3	13.2	5	3	3	5	29	1	0	1	1	0	2	0	12-13	2-0	0	1.98	-

#16 Hudson Polk - 3 games (All games)

Date	Opponent	Pos	AB	R	H	RBI	2B	3B	HR	BB	SB	CS	HBP	SAC	SF	GDP	K	PO	A	E	Avg
Feb 27	GRAMBLING	*c	4	2	1	4	0	0	1	1	0	0	0	0	0	0	1	11	0	0	.250
Mar 01	MURRAY STATE	*dh	3	1	1	0	0	0	0	1	0	0	0	0	0	0	1	0	0	0	.286
Mar 02	MURRAY STATE	ph	0	0	0	1	0	0	0	0	0	0	0	0	1	0	0	0	0	0	.286
Totals		2gs	7	3	2	5	0	0	1	2	0	0	0	0	1	0	2	11	0	0	.286

On base pct. .400 • Slugging pct. .714

#44 Parker Rowland - 2 games (All games)

Date	Opponent	Pos	AB	R	H	RBI	2B	3B	HR	BB	SB	CS	HBP	SAC	SF	GDP	K	PO	A	E	Avg
Feb 19	JAMES MADISON	*c	3	0	0	0	0	0	0	1	0	0	0	0	0	0	0	9	0	0	.000
Feb 25	vs Michigan	*c	1	0	0	0	0	0	0	3	0	0	0	0	0	0	1	11	0	1	.000
Totals		2gs	4	0	0	0	0	0	0	4	0	0	0	0	0	0	1	20	0	1	.000

On base pct. .500 • Slugging pct. .000

#33 Hagen Smith - 1 game (All games)

Date	Opponent	Pos	AB	R	H	RBI	2B	3B	HR	BB	SB	CS	HBP	SAC	SF	GDP	K	PO	A	E	Avg
Mar 01	MURRAY STATE	*p	0	0	0	0	0	0	0	0	0	0	0	0	0	0	0	0	1	0	.000
Totals		1gs	0	0	0	0	0	0	0	0	0	0	0	0	0	0	0	0	1	0	.000

On base pct. .000 • Slugging pct. .000

#33 Hagen Smith - 3 appearances (All games)

Date	Opponent	GS	IP	H	R	ER	BB	SO	2B	3B	HR	WP	BK	HBP	IBB	Score	W-L	Sv	ERA	NP
Feb 16	JAMES MADISON	*	1.0	1	3	3	2	2	0	0	1	0	0	1	0	6-4	0-0	0	27.00	42
Feb 23	vs Oregon State	*	6.0	3	0	0	1	17	0	0	0	0	0	0	0	5-4	0-0	0	3.86	78
Mar 01	MURRAY STATE	*	6.0	1	1	1	1	12	0	0	1	0	0	0	0	5-1	1-0	0	2.77	81
Totals		3	13.0	5	4	4	4	31	0	0	2	0	0	1	0	16-9	1-0	0	2.77	-

#3 Nolan Souza - 5 games (All games)

Date	Opponent	Pos	AB	R	H	RBI	2B	3B	HR	BB	SB	CS	HBP	SAC	SF	GDP	K	PO	A	E	Avg
Feb 18	JAMES MADISON	*2b	4	0	1	0	1	0	0	0	0	0	0	0	0	0	1	1	1	0	.250
Feb 25	vs Michigan	*2b	2	1	0	0	0	0	0	2	0	0	0	0	0	0	2	0	1	0	.167
Feb 27	GRAMBLING	ss	1	1	1	0	1	0	0	1	0	0	0	0	0	0	0	0	0	0	.286
Mar 02	MURRAY STATE	*2b	1	0	1	2	0	0	0	1	1	0	0	0	0	0	0	0	0	0	.375
Mar 03	MURRAY STATE	*2b	4	1	2	3	0	0	1	0	0	0	0	0	0	0	0	1	0	0	.417
Totals		4gs	12	3	5	5	2	0	1	4	1	0	0	0	0	0	3	2	2	0	.417

On base pct. .562 • Slugging pct. .833

#12 Jared Sprague-Lott - 10 games (All games)

Date	Opponent	Pos	AB	R	H	RBI	2B	3B	HR	BB	SB	CS	HBP	SAC	SF	GDP	K	PO	A	E	Avg
Feb 16	JAMES MADISON	*3b	2	1	2	2	0	0	1	2	0	0	0	0	0	0	0	2	1	0	1.000
Feb 17	JAMES MADISON	*3b	3	1	1	2	0	0	0	2	0	0	0	0	0	0	2	2	4	0	.600
Feb 19	JAMES MADISON	*3b	4	0	0	0	0	0	0	0	0	0	0	0	0	0	2	0	0	1	.333
Feb 23	vs Oregon State	*3b	3	1	1	0	0	0	0	0	0	0	1	0	0	0	0	0	1	0	.333
Feb 24	vs Oklahoma State	*3b	5	1	3	0	2	0	0	1	0	0	0	0	0	0	1	0	1	2	.412
Feb 25	vs Michigan	*3b	4	0	2	0	1	0	0	0	1	0	1	0	0	0	0	1	2	2	.429
Feb 27	GRAMBLING	*3b	3	2	2	1	1	0	0	2	0	0	0	0	0	0	0	0	2	0	.458
Mar 01	MURRAY STATE	*3b	4	1	1	0	0	0	0	0	0	0	0	0	0	0	0	1	0	0	.429
Mar 02	MURRAY STATE	*3b	4	2	2	1	0	0	0	1	0	0	0	0	0	0	0	0	2	0	.438
Mar 03	MURRAY STATE	*3b	4	1	1	0	0	0	0	0	0	0	0	0	0	0	0	2	0	0	.417
Totals		10gs	36	10	15	6	4	0	1	8	1	0	2	0	0	0	5	8	13	5	.417

On base pct. .543 • Slugging pct. .611

#25 Brady Tygart - 2 games (All games)

Date	Opponent	Pos	AB	R	H	RBI	2B	3B	HR	BB	SB	CS	HBP	SAC	SF	GDP	K	PO	A	E	Avg
Feb 24	vs Oklahoma State	*p	0	0	0	0	0	0	0	0	0	0	0	0	0	0	0	0	2	0	.000
Mar 02	MURRAY STATE	*p	0	0	0	0	0	0	0	0	0	0	0	0	0	0	0	0	1	0	.000
Totals		2gs	0	0	0	0	0	0	0	0	0	0	0	0	0	0	0	0	3	0	.000

On base pct. .000 • Slugging pct. .000

#25 Brady Tygart - 3 appearances (All games)

Date	Opponent	GS	IP	H	R	ER	BB	SO	2B	3B	HR	WP	BK	HBP	IBB	Score	W-L	Sv	ERA	NP	
Feb 17	JAMES MADISON	*	5.0	2	1	1	2	4	0	0	0	0	0	0	3	0	15-5	1-0	0	1.80	78
Feb 24	vs Oklahoma State	*	6.0	3	0	0	2	6	0	0	0	0	0	1	0	0	1-2	1-0	0	0.82	78
Mar 02	MURRAY STATE	*	5.0	3	1	1	1	10	0	0	1	0	0	0	0	0	11-1	2-0	0	1.12	76
Totals		3	16.0	8	2	2	5	20	0	0	1	0	0	4	0	0	27-8	2-0	0	1.12	-

#4 Jack Wagner - 5 games (All games)

Date	Opponent	Pos	AB	R	H	RBI	2B	3B	HR	BB	SB	CS	HBP	SAC	SF	GDP	K	PO	A	E	Avg
Feb 16	JAMES MADISON	*dh	3	1	1	0	1	0	0	1	1	0	0	0	0	0	0	0	0	0	.333
Feb 18	JAMES MADISON	*1b	3	0	1	1	0	0	0	0	0	0	1	0	0	1	0	6	0	1	.333
Feb 24	vs Oklahoma State	1b	1	0	0	0	0	0	0	0	0	0	0	0	0	0	0	1	1	0	.286
Feb 27	GRAMBLING	ph/1	2	1	1	1	1	0	0	1	0	0	0	0	0	0	0	1	1	0	.333
Mar 03	MURRAY STATE	*1b	4	0	1	0	0	0	0	0	0	0	0	0	0	0	1	1	0	1	.308
Totals		3gs	13	2	4	2	2	0	0	2	1	0	1	0	0	1	2	9	1	2	.308

On base pct. .438 • Slugging pct. .462



III INDIVIDUAL GAME-BY-GAME

#8 Hudson White - 9 games (All games)

Date	Opponent	Pos	AB	R	H	RBI	2B	3B	HR	BB	SB	CS	HBP	SAC	SF	GDP	K	PO	A	E	Avg
Feb 16	JAMES MADISON	*c	3	1	1	1	0	0	1	1	0	0	0	0	0	0	1	13	0	0	.333
Feb 17	JAMES MADISON	*dh	4	2	2	2	2	0	0	2	0	0	0	0	0	0	0	0	0	0	.429
Feb 18	JAMES MADISON	*c	3	0	1	0	1	0	0	2	0	0	0	0	0	0	1	15	2	0	.400
Feb 19	JAMES MADISON	*dh	4	2	1	0	1	0	0	0	0	0	0	0	0	0	0	0	0	0	.357
Feb 23	vs Oregon State	*c	4	0	0	0	0	0	0	0	0	0	0	0	0	0	3	23	0	0	.278
Feb 24	vs Oklahoma State	*dh	6	0	0	0	0	0	0	1	0	0	0	0	0	0	0	0	0	0	.208
Feb 27	GRAMBLING	*dh	3	1	1	2	0	0	0	0	0	0	0	0	0	0	0	0	0	0	.222
Mar 01	MURRAY STATE	*c	4	0	0	0	0	0	0	0	0	0	0	0	0	0	0	19	1	0	.194
Mar 03	MURRAY STATE	*c	3	1	1	0	0	0	0	0	0	0	0	0	0	0	1	16	1	0	.206
Totals		9gs	34	7	7	5	4	0	1	6	0	0	0	0	0	0	6	86	4	0	.206

On base pct. .325 • Slugging pct. .412

#1 Ty Wilmsmeyer - 8 games (All games)

Date	Opponent	Pos	AB	R	H	RBI	2B	3B	HR	BB	SB	CS	HBP	SAC	SF	GDP	K	PO	A	E	Avg
Feb 16	JAMES MADISON	*of	4	0	1	0	0	0	0	0	0	0	0	0	0	0	2	0	0	0	.250
Feb 17	JAMES MADISON	*of	5	2	3	5	0	0	1	0	0	0	0	0	0	0	0	5	0	0	.444
Feb 18	JAMES MADISON	*of	3	0	1	0	0	0	0	1	0	1	0	0	0	0	1	3	0	0	.417
Feb 19	JAMES MADISON	*of	3	1	0	0	0	0	0	1	0	0	0	0	0	1	0	2	0	0	.333
Feb 23	vs Oregon State	*of	4	0	1	0	0	0	0	0	0	0	0	0	0	0	2	0	0	0	.316
Feb 24	vs Oklahoma State	*of	4	0	1	0	0	0	0	1	1	0	0	1	0	0	0	1	0	0	.304
Feb 25	vs Michigan	*of	3	0	0	0	0	0	0	0	0	0	1	0	0	0	2	1	0	0	.269
Mar 01	MURRAY STATE	*of	3	0	0	0	0	0	0	0	0	0	0	0	0	0	1	1	0	0	.241
Totals		8gs	29	3	7	5	0	0	1	3	1	1	1	1	0	1	8	13	0	0	.241

On base pct. .333 • Slugging pct. .345

#45 Gage Wood - 1 game (All games)

Date	Opponent	Pos	AB	R	H	RBI	2B	3B	HR	BB	SB	CS	HBP	SAC	SF	GDP	K	PO	A	E	Avg
Feb 27	GRAMBLING	p	0	0	0	0	0	0	0	0	0	0	0	0	0	0	0	1	0	0	.000
Totals		0gs	0	0	0	0	0	0	0	0	0	0	0	0	0	0	0	1	0	0	.000

On base pct. .000 • Slugging pct. .000

#45 Gage Wood - 4 appearances (All games)

Date	Opponent	GS	IP	H	R	ER	BB	SO	2B	3B	HR	WP	BK	HBP	IBB	Score	W-L	Sv	ERA	NP
Feb 16	JAMES MADISON		2.1	1	0	0	0	4	0	0	0	0	0	0	0	6-4	0-0	1	0.00	36
Feb 23	vs Oregon State		1.0	2	1	1	0	1	0	0	1	0	0	0	0	5-4	1-0	1	2.70	16
Feb 27	GRAMBLING		1.0	0	0	0	0	2	0	0	0	0	0	0	0	21-1	1-0	1	2.08	21
Mar 03	MURRAY STATE		0.1	3	1	1	0	1	0	0	0	0	0	0	0	5-3	1-0	1	3.86	23
Totals		0	4.2	6	2	2	0	8	0	0	1	0	0	0	0	37-12	1-0	1	3.86	-

2024 SCHEDULE / RESULTS |||



	Opponent	Score	Winning Pitcher	Losing Pitcher	Save	Attendance	Time
FEB.							
16	James Madison	W, 6-4	McEntire (1-0)	Mozoki (0-1)	Wood (1)	9,432	2:33
17	James Madison	W, 15-5 (8)	Tygart (1-0)	Kuhle (0-1)	Frank (1)	10,096	2:59
18	James Madison	L, 7-3	Vogatsky (1-0)	Gaeckle (0-1)		9,134	3:19
19	James Madison	W, 4-0	Fisher (1-0)	Smith (0-1)		8,648	2:08
23	vs. #7 Oregon State ^	W, 5-4	Wood (1-0)	Hutcheson (0-1)	Faherty (1)	13,038	2:39
24	vs. Oklahoma State ^	L, 2-1 (14)	Molsky (1-0)	Fisher (1-1)		16,271	4:02
25	vs. Michigan ^	W, 4-3	Molina (1-0)	Vigue (0-1)	Frank (2)	7,459	2:42
27	Grambling	W, 21-1 (7)	Fisher (2-1)	Peguero (0-2)		8,913	2:34

MARCH

1	Murray State	W, 5-1	Smith, H. (1-0)	Vernon (1-1)	Gaeckle (1)	9,215	2:18
2	Murray State	W, 11-1 (8)	Tygart (2-0)	Valero (1-2)		11,048	2:35
3	Murray State	W, 5-3	Molina (2-0)	Fender (0-1)	McEntire (1)	9,396	2:53
5	UCA						
8	McNeese State						
9	McNeese State						
10	McNeese State						
12	Oral Roberts						
15	Missouri *						
16	Missouri *						
17	Missouri *						
21	at Auburn *						
22	at Auburn *						
23	at Auburn *						
26	Little Rock						
28	LSU *						
29	LSU *						
30	LSU *						

APRIL

2	Arkansas State						
4	Ole Miss *						
5	Ole Miss *						
6	Ole Miss *						
9	San Jose State *						
10	San Jose State *						
12	at Alabama *						
13	at Alabama *						
14	at Alabama *						
16	Texas Tech						
17	Texas Tech						
19	at South Carolina *						
20	at South Carolina *						
21	at South Carolina *						
23	vs. UAPB @						
26	Florida *						
27	Florida *						
28	Florida *						
30	Missouri State						

MAY

1	Missouri State						
3	at Kentucky *						
4	at Kentucky *						
5	at Kentucky *						
10	Mississippi State *						
11	Mississippi State *						
12	Mississippi State *						
16	at Texas A&M *						
17	at Texas A&M *						
18	at Texas A&M *						

* SEC opponent / ^ Kubota College Baseball Series (Globe Life Field in Arlington, Texas) / @ Game played at Dickey-Stephens Park in North Little Rock, Ark.