



# ARKANSAS BASEBALL

ArkansasRazorbacks.com ||| @RazorbackBSB ||| Contact: Oliver Grigg (ogrigg@uark.edu)

## 2024 SCHEDULE & RESULTS

### FEBRUARY

|    |                       |             |             |
|----|-----------------------|-------------|-------------|
| 16 | JAMES MADISON         | SECN+       | W, 6-4      |
| 17 | JAMES MADISON         | SECN+       | W, 15-5 (8) |
| 18 | JAMES MADISON         | SECN+       | L, 7-3      |
| 19 | JAMES MADISON         | SECN+       | W, 4-0      |
| 23 | vs. #7 Oregon State ^ | FloBaseball | W, 5-4      |
| 24 | vs. Oklahoma State ^  | FloBaseball | L, 2-1 (14) |
| 25 | vs. Michigan ^        | FloBaseball | W, 4-3      |
| 27 | GRAMBLING             | SECN+       | W, 21-1 (7) |

### MARCH

|    |                |       |             |
|----|----------------|-------|-------------|
| 1  | MURRAY STATE   | SECN+ | W, 5-1      |
| 2  | MURRAY STATE   | SECN+ | W, 11-1 (8) |
| 3  | MURRAY STATE   | SECN+ | W, 5-3      |
| 5  | UCA            | SECN+ | W, 9-7      |
| 9  | McNEESE [DH-1] | SECN+ | W, 3-1      |
| 9  | McNEESE [DH-2] | SECN+ | W, 11-1 (8) |
| 10 | McNEESE        | SECN+ | W, 18-5 (7) |
| 12 | ORAL ROBERTS   | SECN+ | W, 4-2      |
| 15 | MISSOURI *     | SECN+ | W, 8-0      |
| 16 | MISSOURI *     | SECN+ | W, 6-0      |
| 17 | MISSOURI *     | SECN+ | W, 9-1      |
| 21 | #23 Auburn *   | SECN  | W, 1-0      |
| 22 | #23 Auburn *   | SECN+ | W, 6-5      |
| 23 | #23 Auburn *   | SECN+ | L, 8-6      |
| 26 | LITTLE ROCK    | SECN+ | W, 11-0 (7) |
| 28 | #8 LSU *       | ESPN2 | W, 7-4      |
| 29 | #8 LSU *       | SECN  | W, 4-3 (10) |
| 30 | #8 LSU *       | SECN+ | W, 7-5      |

### APRIL

|    |                  |       |            |
|----|------------------|-------|------------|
| 2  | ARKANSAS STATE   | SECN+ | 6 P.M.     |
| 4  | OLE MISS *       | SECN  | 6 P.M.     |
| 5  | OLE MISS *       | SECN+ | 6:30 P.M.  |
| 6  | OLE MISS *       | SECN+ | 2 P.M.     |
| 9  | SAN JOSE STATE   | SECN+ | 6 P.M.     |
| 10 | SAN JOSE STATE   | SECN+ | 3 P.M.     |
| 12 | Alabama *        | SECN+ | 6 p.m.     |
| 13 | Alabama *        | SECN+ | 4 p.m.     |
| 14 | Alabama *        | SECN+ | 1 p.m.     |
| 16 | TEXAS TECH       | ESPN2 | 7 P.M.     |
| 17 | TEXAS TECH       | SECN  | 4 P.M.     |
| 19 | South Carolina * | SECN+ | 6 p.m.     |
| 20 | South Carolina * | SECN+ | 3 p.m.     |
| 21 | South Carolina * | SECN+ | 12:30 p.m. |
| 23 | vs. UAPB @       | TBA   | 6 p.m.     |
| 26 | FLORIDA *        | SECN  | 7 P.M.     |
| 27 | FLORIDA *        | ESPN2 | NOON       |
| 28 | FLORIDA *        | SECN+ | 2 P.M.     |
| 30 | MISSOURI STATE   | SECN+ | 6:30 P.M.  |

### MAY

|    |                     |       |           |
|----|---------------------|-------|-----------|
| 1  | MISSOURI STATE      | SECN+ | 4 P.M.    |
| 3  | Kentucky *          | SECN+ | 5:30 p.m. |
| 4  | Kentucky *          | SECN+ | 1 p.m.    |
| 5  | Kentucky *          | SECN+ | Noon      |
| 10 | MISSISSIPPI STATE * | SECN+ | 6:30 P.M. |
| 11 | MISSISSIPPI STATE * | SECN+ | 6 P.M.    |
| 12 | MISSISSIPPI STATE * | SECN  | 2 P.M.    |
| 16 | Texas A&M *         | SECN+ | 6 p.m.    |
| 17 | Texas A&M *         | SECN+ | 6 p.m.    |
| 18 | Texas A&M *         | SECN+ | 1 p.m.    |

All times Central; Home game in **BOLD**; \* - SEC opponent

^ - Kubota College Baseball Series (Globe Life Field in Arlington, Texas)

@ - Game played at Dickey-Stephens Park in North Little Rock, Ark.

## GAME 27 ||| ARKANSAS STATE vs. #1 ARKANSAS ||| APRIL 2

FAYETTEVILLE, ARK. ||| BAUM-WALKER STADIUM ||| SEC NETWORK+



16-14  
3-6 Sun Belt



23-3  
8-1 SEC

### ARKANSAS STATE RED WOLVES

In the Polls.....NR (BA) | NR (D1Baseball)  
.....NR (NCBWA) | NR (PG) | NR (USA Today)  
Head Coach.....Tommy Raffo  
Career Record.....377-439-1 (16th season)  
Record at Arkansas State.....Same

### ARKANSAS RAZORBACKS

In the Polls.....1 (BA) | 1 (D1Baseball)  
.....1 (NCBWA) | 1 (PG) | 1 (USA Today)  
Head Coach.....Dave Van Horn  
Career Record.....1,447-684 (36th season)  
Record at Arkansas.....862-444 (22nd season)

## ON THE MOUND

Arkansas State RHP Kole Turner (1-1, 5.19 ERA)

vs.

Arkansas LHP Colin Fisher (4-1, 2.50 ERA)

## LEADING OFF

### RAZORBACKS VS. RED WOLVES

- No. 1 Arkansas hosts in-state foe Arkansas State in its second-to-last Natural State showdown of the season.
- First pitch between the Hogs and Red Wolves at Baum-Walker Stadium is 6 p.m. Tuesday, April 2, on SEC Network+ with Brett Dolan (play-by-play) and Troy Eklund (analyst) on the call.

### IN-STATE DOMINANCE

- The Hogs, 4-0 in midweek games this season, are 2-0 against in-state foes, including UCA and Little Rock, this year.
- Since 1960, Arkansas boasts an 18-2 overall record against in-state foes.
- Arkansas vs. in-state opponents:  
*Arkansas-Pine Bluff*  
Series Record: Arkansas leads, 5-0  
In Fayetteville: Arkansas leads, 5-0

#### *Arkansas State*

Series Record: Arkansas leads, 3-0  
In Fayetteville: Arkansas leads, 3-0

#### *Little Rock*

Series Record: Arkansas leads, 5-2  
In Fayetteville: Arkansas leads, 5-2

#### *UCA*

Series Record: Arkansas leads, 5-0  
In Fayetteville: Arkansas leads, 4-0  
At Neutral Sites: Arkansas leads, 1-0

### HISTORY LESSON

- Arkansas maintains a 3-0 series record against Arkansas State since 1960.
- All three of those games between the Razorbacks and Red Wolves have occurred in the Dave Van Horn era and been played at Baum-Walker Stadium.

### HOME SWEET BAUM-WALKER

- The Razorbacks, who are 19-1 (.950 winning percentage) inside the friendly confines of Baum-Walker Stadium this season, ride a program-record 17-game home winning streak into Tuesday's showdown against Arkansas State.
- The previous program record for the longest winning streak in Baum-Walker Stadium history was 16 wins in a row, which was accomplished in 1997.

### HOGS' HOT START

- Arkansas is off to a hot start through its first 26 games of the 2024 season.
- The Razorbacks boast a 23-3 overall record, their best 26-game start of the Van Horn era and second-best 26-game start in program history.
- The 1982 Arkansas Razorbacks are the only team in program history with a better 26-game start.
- That year, the Hogs went 23-2-1 through their first 26 games and finished the season with a 40-15-2 overall record.



Arkansas ace **Hagen Smith** matched Jess Todd's single-game program record for strikeouts after his 17-strikeout performance against No. 7 Oregon State on Feb. 23.

## H. SMITH

- Junior **LHP Hagen Smith**, the Razorback ace and team captain, is in the conversation for the best pitcher in all of college baseball.
- A two-time SEC Pitcher of the Week this season, Smith is just the fourth pitcher in Razorback history to earn the conference's top weekly honor multiple times in a season, joining David Walling (1999), Nick Schmidt (2006) and Kevin Koppas (2021).
- Smith, who earned the start on Opening Day for the second season in a row, was the first Arkansas pitcher to make consecutive season-opening starts since Blaine Knight did so in 2017-18.
- In one of the greatest pitching performance in school history, Smith tied an Arkansas single-game record with his 17-strikeout gem against nationally ranked Oregon State (Feb. 23) in the Kubota College Baseball Series at Globe Life Field in Arlington, Texas.
- Smith, named the SEC Pitcher of the Week for his effort, threw just 78 pitches in six innings and matched Jess Todd's program record for strikeouts in a game, doing so in 40 fewer pitches than Todd threw against South Carolina (May 24, 2007) in the SEC Tournament.
- Smith was named the SEC Pitcher of the Week for the second time this season after firing six scoreless innings with 12 strikeouts, his fourth double-digit strikeout game of the season, in Arkansas' series-opening shutout road win against Auburn (March 21).
- Smith was a consensus All-American in 2023 after making 18 appearances with 11 starts on the mound and posting an 8-2 record with a 3.64 ERA, a team-leading 109 strikeouts and a pair of saves in 71.2 innings of work during his outstanding sophomore campaign.
- In SEC play, Smith made 11 appearances with five starts, and went 5-1 record with a 3.07 ERA. The left-hander totaled 65 strikeouts over 44 innings and held opposing hitters to a .201 batting average.
- A semifinalist for last year's Golden Spikes Award and the College Baseball Foundation's National Pitcher of the Year Award, Smith was one of two starting pitchers, along with LSU ace Paul Skenes, to receive All-SEC first-team honors one season ago.
- The Bullard, Texas, native became Arkansas' first starting pitcher to earn All-SEC first-team accolades since RHP Ryne Stanek in 2013.

## THE MARCH TO 300

- **LHP Hagen Smith**, who has 72 strikeouts in 35.0 innings this season, has racked up 271 strikeouts in 184.0 career innings of work.
- Smith, who is fourth on Arkansas' career strikeouts list (271), is just 12 strikeouts shy of reaching David Walling, who is third on Arkansas' career strikeouts list with 283 career punchouts to his name.
- Smith surpassed the 200-strikeout plateau against Murray State (March 1) to enter the top 10 for career strikeouts by a Razorback.

## SMITH'S 2024 SEASON (7 APPEARANCES/7 STARTS)

| DATE | OPPONENT             | W-L-S | IP  | H | R | ER | BB | SO | NP/S  |
|------|----------------------|-------|-----|---|---|----|----|----|-------|
| 2/16 | James Madison *      | ND    | 1.0 | 1 | 3 | 3  | 2  | 2  | 42/25 |
| 2/23 | vs. #17 Oregon St. * | ND    | 6.0 | 3 | 0 | 0  | 1  | 17 | 78/59 |
| 3/1  | Murray State *       | W     | 6.0 | 1 | 1 | 1  | 1  | 12 | 81/54 |
| 3/9  | McNeese [DH-1]*      | W     | 4.0 | 1 | 0 | 0  | 3  | 9  | 64/38 |
| 3/15 | Missouri *           | W     | 6.0 | 2 | 0 | 0  | 1  | 10 | 99/65 |
| 3/21 | at #23 Auburn *      | W     | 6.0 | 3 | 0 | 0  | 2  | 12 | 87/56 |
| 3/28 | #8 LSU *             | W     | 6.0 | 5 | 2 | 2  | 0  | 10 | 97/65 |

## SMITH'S 2023 SEASON (18 APPEARANCES/11 STARTS)

| DATE | OPPONENT               | W-L-SV | IP  | H | R | ER | BB | SO | NP/S   |
|------|------------------------|--------|-----|---|---|----|----|----|--------|
| 2/17 | vs. Texas *            | ND     | 5.0 | 1 | 0 | 0  | 2  | 8  | 68/44  |
| 2/24 | Eastern Illinois *     | W      | 4.2 | 3 | 0 | 0  | 3  | 6  | 97/56  |
| 3/3  | Wright State *         | W      | 4.2 | 3 | 1 | 1  | 5  | 7  | 105/61 |
| 3/10 | Louisiana Tech *       | W      | 5.0 | 4 | 2 | 2  | 4  | 7  | 86/55  |
| 3/17 | Auburn                 | SV     | 3.0 | 0 | 0 | 0  | 2  | 5  | 44/26  |
| 3/19 | Auburn                 | ND     | 0.2 | 0 | 0 | 0  | 0  | 1  | 7/5    |
| 3/24 | at #1 LSU              | W      | 4.2 | 5 | 3 | 3  | 3  | 8  | 80/49  |
| 4/1  | Alabama                | W      | 3.0 | 5 | 2 | 2  | 1  | 3  | 52/36  |
| 4/7  | at Ole Miss [DH-2] *   | L      | 5.0 | 4 | 4 | 4  | 2  | 7  | 69/45  |
| 4/14 | #16 Tennessee          | SV     | 3.0 | 1 | 0 | 0  | 0  | 7  | 55/38  |
| 4/22 | at Georgia *           | ND     | 5.0 | 3 | 2 | 2  | 3  | 8  | 96/54  |
| 4/27 | Texas A&M              | W      | 4.0 | 2 | 0 | 0  | 2  | 4  | 70/43  |
| 5/5  | at Mississippi State * | W      | 5.0 | 2 | 2 | 1  | 5  | 8  | 112/62 |
| 5/12 | #6 South Carolina *    | ND     | 5.2 | 4 | 1 | 1  | 3  | 7  | 94/58  |
| 5/18 | at #12 Vanderbilt *    | W      | 5.0 | 5 | 2 | 2  | 2  | 7  | 84/57  |
| 5/25 | vs. #5 LSU *           | ND     | 3.2 | 5 | 2 | 2  | 1  | 9  | 76/49  |
| 6/4  | #17 TCU *              | L      | 1.0 | 6 | 8 | 8  | 2  | 1  | 42/23  |
| 6/5  | #17 TCU                | ND     | 3.2 | 3 | 1 | 1  | 2  | 6  | 67/45  |

## SMITH'S 2022 SEASON (20 APPEARANCES/15 STARTS)

| DATE | OPPONENT                | W-L-S | IP  | H | R | ER | BB | SO    | NP/S   |
|------|-------------------------|-------|-----|---|---|----|----|-------|--------|
| 2/19 | Illinois State *        | W     | 6.0 | 5 | 0 | 0  | 1  | 5     | 77/56  |
| 2/27 | vs. #6 Stanford *       | L     | 2.1 | 6 | 3 | 3  | 2  | 3     | 58/33  |
| 3/5  | Southeastern [DH-1] * W | 7.0   | 2   | 2 | 2 | 3  | 9  | 97/61 |        |
| 3/12 | UIC *                   | W     | 5.0 | 4 | 1 | 1  | 3  | 8     | 100/58 |
| 3/19 | Kentucky *              | W     | 6.0 | 5 | 3 | 3  | 3  | 7     | 92/54  |
| 3/26 | at Missouri *           | ND    | 5.0 | 6 | 3 | 3  | 3  | 5     | 96/59  |
| 4/2  | Mississippi State *     | W     | 6.0 | 3 | 3 | 3  | 3  | 7     | 87/54  |
| 4/8  | at Florida *            | L     | 4.1 | 7 | 7 | 6  | 2  | 1     | 77/48  |
| 4/15 | #15 LSU *               | W     | 7.0 | 2 | 0 | 0  | 1  | 7     | 98/64  |
| 4/23 | at Texas A&M *          | ND    | 3.0 | 2 | 1 | 1  | 5  | 1     | 70/32  |
| 4/30 | Ole Miss *              | ND    | 6.0 | 7 | 2 | 2  | 2  | 8     | 98/58  |
| 5/7  | at #19 Auburn *         | ND    | 4.0 | 3 | 2 | 2  | 3  | 4     | 81/47  |
| 5/14 | #24 Vanderbilt *        | ND    | 2.2 | 4 | 5 | 5  | 4  | 3     | 67/37  |
| 5/21 | at Alabama              | ND    | 1.1 | 3 | 5 | 5  | 2  | 4     | 37/21  |
| 5/27 | vs. Florida             | ND    | 1.0 | 0 | 0 | 0  | 0  | 2     | 16/10  |
| 6/4  | at #6 Oklahoma St. *    | ND    | 1.1 | 1 | 2 | 2  | 4  | 1     | 46/22  |
| 6/6  | at #6 Oklahoma St.      | SV    | 2.0 | 0 | 0 | 0  | 1  | 4     | 35/23  |
| 6/11 | at #11 UNC              | SV    | 1.0 | 1 | 0 | 0  | 0  | 1     | 19/14  |
| 6/12 | at #11 UNC              | ND    | 1.1 | 3 | 1 | 1  | 0  | 2     | 31/22  |
| 6/22 | vs. Ole Miss *          | W     | 5.0 | 2 | 1 | 1  | 4  | 8     | 90/56  |

\* Indicates start



# CAREER STRIKEOUTS

IN PROGRAM HISTORY

1. NICK SCHMIDT, 345
2. MATT CARNES, 301
3. DAVID WALLING, 283
4. HAGEN SMITH, 271
5. SCOTT TABOR, 261
6. BLAINE KNIGHT, 244
7. KEVIN KOPPS, 232
8. CHARLEY BOYCE, 229
9. GERALD HANNAHS, 225
10. ISAIAH CAMPBELL, 224



H A G E N S M I T H

# A ||| RAZORBACK NOTES

## CAN YOU DIGGS IT

- Junior **OF Kendall Diggs** enters the 2024 campaign as a preseason All-SEC first-team honoree, as well as one of the Razorbacks' three team captains alongside LHP Hagen Smith and INF Peyton Stovall.
- Diggs slashed .299/.436/.547 with 12 home runs, a team-leading 63 runs batted in and a team-high 46 walks over 58 games in 2023.
- The Olathe, Kan., native, who received All-SEC second-team honors as designated hitter/utility last season, posted a .291/.437/.495 slash line with four homers and a team-leading 33 RBI in conference play.
- Diggs finished his stellar sophomore season with 14 multi-hit games and a team-leading 17 multi-RBI games. He also logged a season-long 13-game hitting streak and reached base in a team-leading 34 consecutive games.
- For his career, Diggs has swatted 21 career home runs, seven of which have been three-run homers. He has also hit two grand slams.

## STOVE ON THE MEND

- Junior **INF Peyton Stovall** missed the first 12 games of the season due to a broken foot suffered during a preseason scrimmage.
- The Razorback team captain slashed .253/.330/.393 with five homers and 31 RBI in 38 games last season, playing through a shoulder injury before he was shut down to undergo surgery to repair a torn labrum.
- As a true freshman in 2022, Stovall played in 52 games with 51 starts and slashed .295/.373/.425 with six homers and 31 RBI.
- In the NCAA Tournament, he slashed a team-leading .429/.451/.571 with two homers and 13 RBI in 11 games. He finished tied for the team lead in hits (21) during the Razorbacks' postseason run.
- In the College World Series, Stovall slashed .360/.360/.520 with one home run and a team-leading 10 RBI in five games.
- He racked up a season-high five hits, including a double, and tallied three RBI vs. Auburn in Omaha, becoming the first player with five hits in a College World Series game since UNC's Dustin Ackley (2009).



Razorback infielder and team captain **Peyton Stovall** returned to the lineup after missing the first 12 games with a broken foot suffered during a preseason scrimmage.



Pitcher **Brady Tygart** enters his junior campaign as the Razorbacks' No. 2 starter after he was named an All-American by the College Baseball Foundation in 2023.

## BRADY T

- Junior **RHP Brady Tygart** is expected to be a mainstay in the Razorback rotation this season.
- Tygart made 10 appearances with six starts on the mound in 2023. Despite missing time due to an injury scare, he finished his sophomore season with a 3-1 record with a 3.20 ERA, 31 strikeouts and one save in 25.1 innings to earn All-America honors from the College Baseball Foundation.
- The Hernando, Miss., native allowed only 11 runs (nine earned) and issued only eight walks all season. He limited opposing hitters to .167 batting average.
- In SEC play, Tygart made four appearances (all starts) on the mound and posted a 1-0 record with a 1.80 ERA in 10.0 innings. He allowed just two runs while striking out 12 against conference opponents, and held opposing hitters to a minuscule .094 batting average.

## GOT THAT WOOD

- Sophomore **RHP Gage Wood** is will play a key role in the Razorback bullpen this season.
- As a true freshman in 2023, Wood emerged as Arkansas' closer, going 2-0 with a 4.80 ERA, 42 strikeouts and a team-leading five saves in 30.0 innings of work.
- The Batesville, Ark., native limited opposing hitters to a meager .198 batting average during the season and earned a spot on the Freshman All-SEC Team at the year's end.
- All five of Wood's saves came in SEC play, and all five of his saves were of the multi-inning variety, including three three-inning saves.
- He became the fourth Arkansas freshman since 2003, Dave Van Horn's first year, to record five or more saves in a single season.

| Year | Pitcher           | Saves |
|------|-------------------|-------|
| 2023 | RHP Gage Wood     | 5     |
| 2022 | RHP Brady Tygart  | 8     |
| 2011 | RHP Nolan Sanburn | 8     |
| 2010 | RHP DJ Baxendale  | 7     |

- Entering 2024, Wood has been named to the preseason watch list for the National Collegiate Baseball Writers Association Stopper of the Year Award, given to the top relief pitcher in college baseball.



**MACE THE ACE**

- Junior **LHP Mason Molina** was a big-time transfer portal pickup.
- The left-hander from Rancho Santa Margarita, Calif., started 16 games on the mound last season at Texas Tech, finishing with a 6-2 record and a 3.67 ERA over a team-high 83.1 innings to earn All-Big 12 honors at the year's end.
- Molina racked up a team-leading 108 strikeouts to go with just 35 walks on the year. He was the team leader in wins (6) while limiting opposing hitters to a .208 batting average.
- As a true freshman in 2022, Molina appeared in 20 games with nine starts on the mound. The lefty, who struck out 71 on the year, owned a 1.96 ERA out of the pen in 11 relief appearances over 18.1 innings.
- For his career, Molina has racked up 233 strikeouts in 174.0 innings.
- As of April 1, the left-hander is one of just five active SEC pitchers, with 200 or more career strikeouts to their name.

| Rank      | Career Strikeouts | Player                          |
|-----------|-------------------|---------------------------------|
| 1.        | 300               | Ty Good* (South Carolina)       |
| 2.        | 271               | Hagen Smith (Arkansas)          |
| <b>3.</b> | <b>233</b>        | <b>Mason Molina* (Arkansas)</b> |
| 4.        | 225               | Dominic Niman* (Kentucky)       |
| 5.        | 210               | Carter Holton (Vanderbilt)      |
| 6.        | 206               | Trey Pooser* (Kentucky)         |
| 7.        | 185               | Bobby Alcock* (Alabama)         |
| 8.        | 182               | Drew Beam (Tennessee)           |
| 9.        | 180               | Will McEntire (Arkansas)        |
| 10.       | 172               | Luke Holman (LSU)               |
| 11.       | 171               | Colson Buchanan* (Alabama)      |
| 12.       | 168               | Daniel Padysak* (Georgia)       |
| 13.       | 167               | Thatcher Hurd* (LSU)            |

\*Indicates stats from a non-SEC school also included



True freshman pitcher **Colin Fisher** fired 8.2 scoreless innings to begin his collegiate career, racking up 11 strikeouts over his first three collegiate appearances.

**BIG TUNA**

- True freshman **LHP Colin Fisher** has wasted no time proving he can pitch at a high level on the collegiate level.
- The Noble, Okla., native is 4-1 with a 2.50 ERA and 20 strikeouts over the first 18.0 innings of his collegiate career.
- Fisher made his collegiate debut on the mound in a start against James Madison (Feb. 19), twirling five shutout innings with four strikeouts to earn his first collegiate win.
- His second appearance came in relief against Oklahoma State (Feb. 24) in the Kubota College Baseball Series at Globe Life Field in Arlington, Texas, where he struck out six over 2.1 innings to earn SEC Co-Freshman of the Week honors.
- He recorded his second collegiate win in his midweek start against Grambling (Feb. 27). He completed an inning of work with one strikeout to extend his scoreless innings streak.
- Fisher improved to 3-1 on the year after firing three innings of two-run ball with four strikeouts against UCA (March 5).
- The left-hander earned his team-leading fourth win against ORU (March 12), spinning three scoreless frames with four strikeouts.
- Before Arkansas, Fisher was rated the No. 5 overall prospect and the No. 2 left-handed pitcher in Oklahoma by Perfect Game.

**BIG MAC**

- Veteran **RHP Will McEntire** can do it all on the mound for the Hogs.
- The redshirt senior has pitched in 48 career games with 19 starts, racking up 180 strikeouts over 176.1 innings of work.
- McEntire has recorded at least one save in each of the last three seasons. He earned his first save of the 2024 campaign against Murray State (March 3).
- One of McEntire's best career outings came during the 2023 season in a start against Louisiana Tech (March 11), throwing a nine-inning complete game with six strikeouts on 97 pitches. He allowed just one unearned run on three hits and a walk in the dominant performance.
- His nine-inning complete game was the first by a Razorback pitcher since RHP Dominic Taccolini's 10-inning complete game shutout against SEC Eastern Division foe Kentucky in 2016.
- His three-hitter was the first by a Razorback pitcher since RHP Ryne Stanek's nine-inning complete game three-hitter at #6 South Carolina in 2013.



Junior left-hander **Mason Molina**, who has 233 career strikeouts in 174.0 innings, is one of only five active SEC pitchers with 200 or more career strikeouts.



Infielder **Wehiwa Aloy**, a Sacramento State transfer, was a consensus All-American last season after slashing .376/.427/.662 with 14 home runs and 46 RBI on the year.

## ALOHOGS

- Sophomore **INF Wehiwa Aloy** is a name you need to know.
- Aloy, a Sacramento State transfer, was a consensus Freshman All-American last season after slashing .376/.427/.662 with 14 homers and 46 RBI.
- Also named the Western Athletic Conference Freshman of the Year, Aloy racked up 88 hits, including 15 doubles and five triples, with 69 runs scored during his rookie campaign in 2023.
- Aloy enters the 2024 season, his first with the Razorbacks, as a preseason All-American by the NCBWA.
- The shortstop also earned a spot on the preseason watch list for this year's Golden Spikes Award.
- Aloy is one of two Hawai'i natives, along with freshman **INF Nolan Souza**, on this year's Arkansas roster. He is one of three native-born Hawaiian student-athletes in Arkansas baseball history, including **INF Rick Nomura** (2015-16) and Souza.

## FROM LUBBOCK TO FAYETTEVILLE

- Junior **C Hudson White** was another significant portal transfer who came to Arkansas from Texas Tech during the offseason.
- White was teammates with fellow transfer and All-Big 12 performer **LHP Mason Molina** at Texas Tech.
- The Keller, Texas, native played in 49 games last season at Texas Tech and slashed .296/.397/.550 with 11 homers and 49 RBI.
- White recorded 10 multi-RBI games, including three games with five or more RBI, for the Red Raiders.
- During his freshman campaign in 2021, White was named the Big 12 Freshman of the Year and earned Freshman All-America honors from Collegiate Baseball and Perfect Game after hitting .260 on the year with 11 doubles, six home runs and 40 RBI.
- White, who was one of seven unanimous selections for the Big 12 All-Freshman Team, became just the sixth Texas Tech freshman to earn Big 12 Freshman of the Year honors, and the third since 2017, joining Josh Jung (2017) and Gabe Holt (2018)

## GET THE GACK

- True freshman **RHP Gabe Gaeckle** has quickly established himself as the Razorbacks' most dependable bullpen arm.
- Through 10 appearances, the right-hander boasts a team-leading five saves with a 3.71 ERA and 24 strikeouts over 17.0 innings of work.
- Gaeckle, a native of Aptos, Calif., is holding opposing hitters to a meager .145 batting average against this season.
- Four of his five saves this year are of the multi-inning variety.
- Gaeckle is the fifth Arkansas freshman pitcher since 2003, Dave Van Horn's first year as head coach of the Razorbacks, to record five or more saves in a single season.

## POWERED BY THE PORTAL

- Head coach Dave Van Horn and the Razorbacks took full advantage of the transfer portal during the offseason, adding eight Division I transfers and one junior college transfer.

| Player                 | Former School(s)      |
|------------------------|-----------------------|
| INF Wehiwa Aloy        | Sacramento State      |
| OF Will Edmunson       | Hutchinson CC         |
| LHP Stone Hewlett      | Kansas                |
| OF Ross Lovich         | Missouri              |
| LHP Mason Molina       | Texas Tech            |
| INF Jared Sprague-Lott | Richmond              |
| INF/OF Jack Wagner     | Kansas/Tarleton State |
| C Hudson White         | Texas Tech            |
| OF Ty Wilmsmeyer       | Missouri              |

- Five of the Hogs' nine college transfers were in the Opening Day starting lineup: **C Hudson White**, **INF Jared Sprague-Lott**, **INF Wehiwa Aloy**, **OF Ty Wilmsmeyer** and **INF/OF Jack Wagner**.
- Returning Opening Day starters **INF Peyton Holt** (Crowder College) and **INF Ben McLaughlin** (Hutchinson CC) also transferred to Arkansas. Both went to junior college before arriving in Fayetteville.
- **OF Kendall Diggs** and **OF Jayson Jones**, meanwhile, are the Hogs' lone Opening Day starters who were high school recruits.

## PICKED TO WIN THE SEC

- The Razorbacks were predicted to win the 2024 Southeastern Conference baseball championship as voted by the league's 14 head coaches in the annual preseason poll.
- Arkansas received nine first-place votes. It is the first time since 2013 that the Hogs, who are also predicted to win the SEC Western Division, have been picked to win the SEC baseball championship.

## NOT ONE, NOT TWO, NOT THREE... BUT 59 STRIKEOUTS!

- The Razorback pitching staff totaled an SEC-record 59 strikeouts in a three-game series on Feb. 23-25 in the Kubota College Baseball Series at Globe Life Field in Arlington, Texas.
- The MLB record is 52 strikeouts in a three-game series, which was accomplished by the Houston Astros in a three-game set against the Baltimore Orioles on May 24-26, 2016.
- Powered by **LHP Hagen Smith's** program record-tying 17 strikeouts, Arkansas pitchers recorded 23 strikeouts against Oregon State to break the previous single-game program record for strikeouts (18).
- The next day, the Hogs tallied 25 strikeouts in a 14-inning marathon against Oklahoma State to reset the single-game program record.
- Arkansas pitchers closed out the weekend in Arlington, Texas, with 11 more strikeouts, including 10 by starter **LHP Mason Molina**, against Michigan, bringing the three-game total to 59, a new SEC record.

# D1BASEBALL

## 2024 PRESEASON PLAYER RANKINGS

### TOP 50 CATCHERS

- No. 30 - Hudson White

### TOP 50 FIRST BASEMEN

- No. 16 - Jack Wagner

### TOP 50 SECOND BASEMEN

- No. 50 - Peyton Stovall

### TOP 50 THIRD BASEMAN

- No. 47 - Peyton Holt

### TOP 50 SHORTSTOPS

- No. 6 - Wehiwa Aloy

### TOP 100 OUTFIELDERS

- No. 17 - Kendall Diggs

### TOP 100 STARTING PITCHERS

- No. 2 - Hagen Smith
- No. 17 - Brady Tygart
- No. 23 - Mason Molina

### TOP 50 RELIEF PITCHERS

- No. 13 - Gage Wood

## 2024 MLB DRAFT

### TOP 200 COLLEGE PROSPECTS

- No. 7 - Hagen Smith (LHP)
- No. 37 - Brady Tygart (RHP)
- No. 57 - Mason Molina (LHP)
- No. 149 - Peyton Stovall (2B)
- No. 164 - Hudson White (C)
- No. 197 - Kendall Diggs (OF)

## 2025 MLB DRAFT

### TOP 100 COLLEGE PROSPECTS

- No. 10 - Wehiwa Aloy (SS)



### TOP PROSPECTS FOR 2024 MLB DRAFT

- No. 15 - Hagen Smith (LHP)

Scouting grades from Jonathan Mayo/MLB Pipeline:  
Fastball: 60 | Slider: 65 | Splitter: 50 | Control: 45 | Overall: 55

Scouting report from Jonathan Mayo/MLB Pipeline:  
"Smith has better stuff than any southpaw in this Draft and could be the first pitcher selected if he can find more consistency this spring ... He has a strong 6-foot-3, 215-pound frame built for durability and could become a frontline starter if he can harness his stuff."

# BA Baseball America

## TOP 20 SEC 2024 DRAFT PROSPECTS

- No. 4 - Hagen Smith (LHP)
- No. 17 - Brady Tygart (RHP)

## TOP 10 SEC FRESHMEN

- No. 5 - Ryder Helfrick (C)

## BEST TOOLS - SEC

- Best baserunner - Ty Wilksmeyer
- Best defensive outfielder - Ty Wilksmeyer
- Best breaking ball - Hagen Smith

## TOP 10 COLLEGE PROSPECTS FOR THE 2025 MLB DRAFT

- No. 7 - Wehiwa Aloy (SS)



## PERFECT GAME

## TOP 75 COLLEGE FRESHMEN

- No. 5 - Ryder Helfrick (C)
- No. 9 - Gabe Gaeckle (RHP)
- No. 11 - Hunter Dietz (LHP)
- No. 12 - Adam Hachman (LHP)
- No. 32 - Nolan Souza (MIF)

## TOP 100 COLLEGE SOPHOMORES

- No. 26 - Wehiwa Aloy (SS)
- No. 57 - Jayson Jones (3B/OF)
- No. 92 - Parker Coil (LHP)

## TOP 100 COLLEGE JUNIORS

- No. 15 - Hagen Smith (LHP)
- No. 66 - Mason Molina (LHP)
- No. 67 - Peyton Stovall (2B)
- No. 74 - Brady Tygart (RHP)
- No. 94 - Hudson White (C)

## TOP 75 COLLEGE SENIORS

- No. 31 - Peyton Holt (3B)
- No. 41 - Ben McLaughlin (INF)

## TOP 2024 MLB DRAFT PROSPECTS

- No. 5 - Hagen Smith (LHP)
- No. 27 - Mason Molina (LHP)
- No. 28 - Peyton Stovall (2B)
- No. 30 - Brady Tygart (RHP)
- No. 41 - Hudson White (C)
- No. 49 - Kendall Diggs (3B/OF)

## TOP 2025 MLB DRAFT PROSPECTS

- No. 10 - Wehiwa Aloy (SS)
- No. 21 - Jayson Jones (3B/OF)

## TOP 2026 MLB DRAFT PROSPECTS

- No. 3 - Ryder Helfrick (C)
- No. 5 - Gabe Gaeckle (RHP)
- No. 6 - Hunter Dietz (LHP)
- No. 7 - Adam Hachman (LHP)
- No. 15 - Nolan Souza (MIF)



Since the start of the 2017 season, Arkansas has recorded **312 total wins**. The Razorbacks are the winningest program in all of college baseball in that span.

## MACHINE OF CONSISTENCY

- Since the start of the 2017 season, Arkansas is the winningest college baseball programs in the entire country.

| Team            | Total Wins (2017 - '18 - '19 - '20 - '21 - '22 - '23 - '24) |
|-----------------|---|
| <b>Arkansas</b> | <b>312 (45 - 48 - 46 - 11 - 50 - 46 - 43 - 23)</b>          |
| Florida         | 301 (52 - 49 - 34 - 16 - 38 - 42 - 54 - 16)                 |
| Oregon State    | 300 (56 - 55 - 36 - 5 - 37 - 48 - 41 - 22)                  |
| Southern Miss   | 297 (50 - 44 - 40 - 12 - 40 - 47 - 46 - 18)                 |
| Vanderbilt      | 296 (36 - 35 - 59 - 13 - 49 - 39 - 42 - 23)                 |
| LSU             | 295 (52 - 39 - 40 - 12 - 38 - 40 - 54 - 20)                 |
| East Carolina   | 292 (47 - 46 - 44 - 13 - 47 - 44 - 32 - 20)                 |
| Texas Tech      | 291 (45 - 45 - 46 - 16 - 39 - 39 - 41 - 20)                 |
| Tennessee       | 286 (27 - 29 - 40 - 15 - 50 - 57 - 44 - 24)                 |

- Under Dave Van Horn, who is in his 22nd year as the Razorbacks' head coach, Arkansas has tallied seven 45-win seasons.

| Season | Total Wins |
|--------|------------|
| 2004   | 45         |
| 2012   | 46         |
| 2017   | 45         |
| 2018   | 48         |
| 2019   | 46         |
| 2021   | 50         |
| 2022   | 46         |

- Excluding the shortened 2020 season, the Hogs are the only SEC team, and one of only two teams in the country (along with Southern Miss), to record 40 or more wins in each of the last six full seasons.

| Season | Overall Wins | SEC Wins |
|--------|--------------|----------|
| 2017   | 45           | 18       |
| 2018   | 48           | 18       |
| 2019   | 46           | 20       |
| 2021   | 50           | 22       |
| 2022   | 46           | 18       |
| 2023   | 43           | 20       |

## HISTORIC HOGS

- Arkansas, winners of the SEC Western Division in four of the past five full seasons, has won 18-plus SEC games in six consecutive seasons.
- LSU is the only other team in SEC history to record at least six consecutive seasons of 18 or more SEC victories. The Tigers accomplished the feat in 10 straight seasons from 1996-2005.

## THE BIG 2-0

- Arkansas went 20-10 in SEC play in the 2023 regular season, finishing with 20 or more SEC victories for the fourth time in program history.

| Year | SEC Record (Finish)                    |
|------|--|
| 1999 | 22-8 (SEC overall champions)           |
| 2019 | 20-10 (SEC Western Division champions) |
| 2021 | 22-8 (SEC overall champions)           |
| 2023 | 20-10 (SEC overall champions)          |

## SEC TITLE TALK

- Arkansas head coach Dave Van Horn is one of only 11 head coaches in SEC history to win at least three SEC regular-season championships.

| Coach                | School            | Championships |
|----------------------|-------------------|---------------|
| Skip Bertman         | LSU               | 7             |
| Kevin O'Sullivan     | Florida           | 6             |
| Tim Corbin           | Vanderbilt        | 4             |
| Paul Mainieri        | LSU               | 4             |
| Paul Gregory         | Mississippi State | 4             |
| Paul Nix             | Auburn            | 4             |
| Tom Swayze           | Ole Miss          | 4             |
| Ray Tanner           | South Carolina    | 3             |
| <b>Dave Van Horn</b> | <b>Arkansas</b>   | <b>3</b>      |

## GONE STREAKING

- Arkansas has recorded had nine winning streaks of 10 or more games since head coach Dave Van Horn took over at the helm.

| Winning Streak | Dates                        |
|----------------|------------------------------|
| 16             | March 7, 2020-March 13, 2021 |
| 15             | Feb. 25-March 22, 2024       |
| 15             | March 1-28, 2023             |
| 13             | April 3-23, 2010             |
| 12             | March 5-25, 2022             |
| 12             | Feb. 11-March 8, 2005        |
| 10             | May 16-June 5, 2021          |
| 10             | March 4-21, 2012             |
| 10             | Feb. 11-March 5, 2003        |

- The Razorbacks' 15-game winning streaks in 2023 and 2024 were their longest in-season winning streak of the Van Horn era.
- They were also the longest in-season winning streaks in program history since the Hogs won the first 18 games of the 1996 season.

## HOME SWEET BAUM-WALKER

- Arkansas is 18-1 (.947 winning percentage) inside the friendly confines of Baum-Walker Stadium this season.
- Last season, Arkansas went 32-6 (.842 winning percentage) at Baum-Walker Stadium. It marked the Hogs' fourth 30-win season at home since the stadium opened in 1996.
- Excluding 2020, the Hogs have won 28 or more games at home in six consecutive seasons, including a program-record 34 wins in 2018.

| Year | Home Record | Overall Record (Postseason)  |
|------|-------------|------------------------------|
| 2017 | 29-8        | 45-19 (Regional)             |
| 2018 | 34-4        | 48-21 (College World Series) |
| 2019 | 33-7        | 46-20 (College World Series) |
| 2020 | N/A         | N/A                          |
| 2021 | 30-8        | 50-13 (Super Regional)       |
| 2022 | 28-7        | 46-21 (College World Series) |
| 2023 | 32-6        | 43-18 (Regional)             |





**HOME WINS, HOME WINS AND MORE HOME WINS**

- In order of winning percentage, here are the Razorbacks' top five records at home since Baum-Walker Stadium opened in 1996.

| Year | Home Record | Winning Percentage |
|------|-------------|--------------------|
| 2018 | 34-4        | .895               |
| 2023 | 32-6        | .842               |
| 2019 | 33-7        | .825               |
| 2022 | 28-7        | .800               |
| 2004 | 31-7        | .795               |

- Through 20 home games this year, Arkansas is 19-1 (.950 winning percentage), which would rank No. 1 on the list above.

**HOGS BOASTS COLLEGIATE BASEBALL'S NO. 1 RECRUITING CLASS**

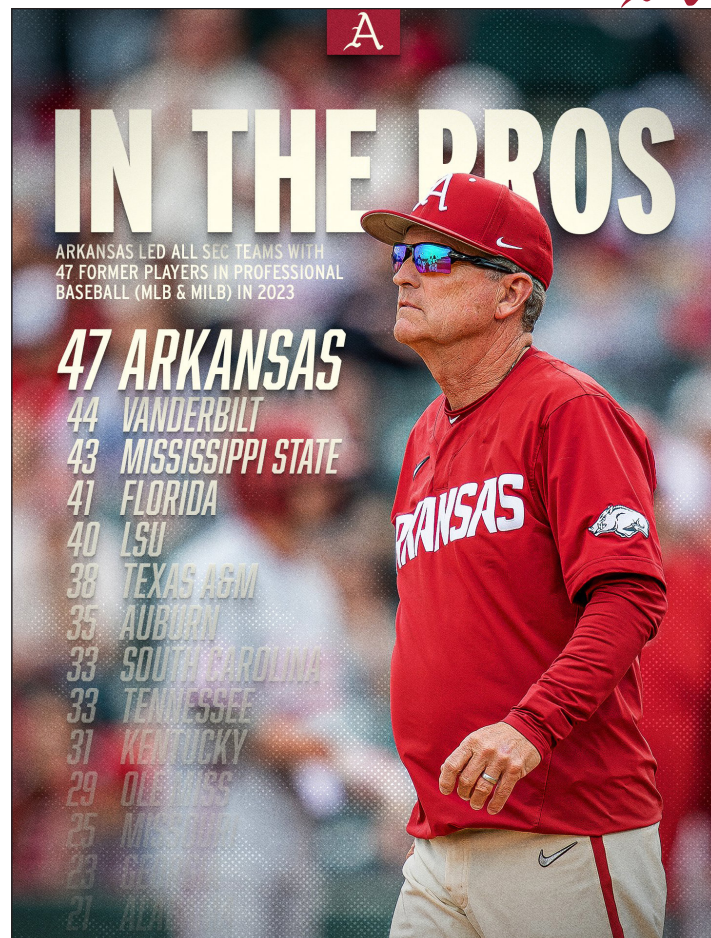
- For the first time in program history, head coach Dave Van Horn and the Hogs won Collegiate Baseball's national recruiting championship.
- Arkansas' star-studded 2023 recruiting class was named the nation's best by the publication, which released its top-50 class rankings on Tuesday, Sept. 26. The Hogs brought in 24 newcomers, including 14 freshmen, nine Division I transfers and one junior college product.
- This is the third year in a row that Arkansas has landed a top-five recruiting class as well as the program's fourth consecutive year with a top-10 recruiting class according to Collegiate Baseball.
- Arkansas is the only team in the country to earn a top-five recruiting class ranking in three consecutive years from Collegiate Baseball.
- The Hogs' 2021 and 2022 recruiting classes were lauded as the country's fourth-best and third-best, respectively.

**J.B. & JOHNELLE HUNT FAMILY BASEBALL DEVELOPMENT CENTER**

- The J.B. & Johnelle Hunt Family Baseball Development Center is a 49,000-square foot baseball performance facility, providing student-athletes with an expanded locker room, team meeting room, strength & conditioning center, training room, nutrition center, pitching development center and an in-venue batting tunnel.
- The one-of-a-kind facility, which opened ahead of the 2022 campaign, sits in the right-field corner of Baum-Walker Stadium.
- It also includes a tunnel to connect the facility to the first-base dugout and postgame press conference room.



The \$27 million, 49,000-square foot **J.B. & Johnelle Hunt Family Baseball Development Center** is the only one of its kind in all of college baseball.



Arkansas led all SEC teams with **47 former players** competing in professional baseball (MLB & MiLB) during the 2023 season.

**PROHOGS**

- Eight Hogs are on an MLB roster to begin the 2024 season.

| Player            | Team                     | Draft Year |
|-------------------|--------------------------|------------|
| Jalen Beeks       | Colorado Rockies         | 2014       |
| Andrew Benintendi | Chicago White Sox        | 2015       |
| Isaiah Campbell   | Boston Red Sox           | 2019       |
| Dominic Fletcher  | Chicago White Sox        | 2019       |
| James McCann      | Baltimore Orioles        | 2011       |
| Drew Smyly        | Chicago Cubs             | 2010       |
| Ryne Stanek       | Seattle Mariners         | 2013       |
| Trevor Stephan    | Cleveland Guardians (IL) | 2017       |

- Six (6) former Razorbacks have won a World Series championship.

| Player            | Team                | Year |
|-------------------|---------------------|------|
| Dick Hughes       | St. Louis Cardinals | 1967 |
| Eric Hinske       | Boston Red Sox      | 2007 |
|                   | New York Yankees    | 2009 |
| Dallas Keuchel    | Houston Astros      | 2017 |
| Andrew Benintendi | Boston Red Sox      | 2018 |
| Drew Smyly        | Atlanta Braves      | 2021 |
| Ryne Stanek       | Houston Astros      | 2022 |

## SERIES HISTORY

### INSIDE THE SERIES (SINCE 1960): ARKANSAS STATE

Overall Series Record: 3-0  
Record in Fayetteville, Ark.: 3-0

### IN THE DVH ERA (2003-PRESENT): ARKANSAS STATE

Overall Series Record: 3-0  
Record in Fayetteville, Ark.: 3-0

#### All-time meetings

| DATE    | SITE               | W/L | SCORE |
|---------|--------------------|-----|-------|
| 5/11/21 | Fayetteville, Ark. | W   | 8-4   |
| 4/19/22 | Fayetteville, Ark. | W   | 10-1  |
| 4/20/22 | Fayetteville, Ark. | W   | 10-3  |

## BOX SCORE FROM PREVIOUS MEETING



2022 Arkansas Baseball  
Arkansas State at #4 Arkansas  
Apr 20, 2022 at Fayetteville, Ark. (Baum-Walker Stadium)



#### Arkansas State 3 (7-26)

#### Arkansas 10 (30-7)

| Player               | ab | r | h | rbi | bb | so | po | a | lob  | avg                | Player            | ab | r  | h  | rbi | bb | so | po | a | lob  | avg  |
|----------------------|----|---|---|-----|----|----|----|---|------|--------------------|-------------------|----|----|----|-----|----|----|----|---|------|------|
| Toler, Jared 1b      | 3  | 0 | 1 | 2   | 1  | 1  | 2  | 1 | 0    | .261               | Cayden Wallace 3b | 4  | 0  | 1  | 0   | 1  | 0  | 0  | 2 | 2    | .309 |
| Fagan, Sam ph        | 1  | 0 | 0 | 0   | 0  | 0  | 0  | 0 | 0    | .000               | Brady Slavens dh  | 4  | 0  | 0  | 1   | 0  | 1  | 0  | 0 | 1    | .282 |
| Hager, Jacob dh      | 2  | 0 | 1 | 2   | 1  | 0  | 0  | 1 | .333 | Zack Gregory ph    | 1                 | 0  | 1  | 0  | 0   | 0  | 0  | 0  | 0 | .296 |      |
| Klutts, Ben 3b       | 4  | 0 | 0 | 0   | 2  | 2  | 0  | 0 | .252 | Chris Lanzilli rf  | 4                 | 0  | 1  | 0  | 0   | 2  | 0  | 0  | 0 | .315 |      |
| Hager, Brandon c     | 4  | 0 | 0 | 0   | 3  | 6  | 0  | 4 | .246 | Robert Moore 2b    | 4                 | 1  | 1  | 1  | 0   | 0  | 2  | 4  | 2 | .244 |      |
| Call, Daedrick 2b    | 3  | 0 | 0 | 1   | 1  | 3  | 1  | 0 | .297 | Jalen Battles ss   | 5                 | 2  | 2  | 0  | 0   | 0  | 2  | 4  | 3 | .299 |      |
| Deshazier, Jaylon lf | 4  | 1 | 2 | 0   | 0  | 1  | 2  | 0 | .294 | Jace Bohrofen lf   | 4                 | 3  | 2  | 2  | 0   | 1  | 0  | 0  | 0 | .235 |      |
| Tremmel, Cooper rf   | 3  | 1 | 1 | 0   | 1  | 0  | 1  | 0 | .260 | Braydon Webb cf    | 2                 | 1  | 1  | 1  | 1   | 1  | 0  | 0  | 0 | .260 |      |
| Ulmer, Brandon cf    | 1  | 1 | 0 | 0   | 2  | 1  | 5  | 0 | .062 | Drake Varnado ph   | 2                 | 0  | 0  | 0  | 0   | 2  | 0  | 0  | 0 | .235 |      |
| Coyne, Mickey ph     | 1  | 0 | 0 | 0   | 1  | 0  | 0  | 0 | .264 | Kendall Diggs 1b   | 3                 | 1  | 3  | 2  | 0   | 0  | 9  | 0  | 0 | .290 |      |
| French, Wil ss       | 2  | 0 | 0 | 0   | 1  | 2  | 2  | 2 | .226 | Dylan Leach c      | 4                 | 2  | 2  | 3  | 0   | 0  | 13 | 0  | 1 | .250 |      |
| Olson, Garrett ph    | 1  | 0 | 0 | 0   | 1  | 0  | 0  | 0 | .208 | Will McEntire p    | 0                 | 0  | 0  | 0  | 0   | 0  | 0  | 0  | 0 | -    |      |
| Frederick, Jakob p   | 0  | 0 | 0 | 0   | 0  | 0  | 0  | 0 | -    | Heston Tole p      | 0                 | 0  | 0  | 0  | 0   | 0  | 0  | 0  | 0 | -    |      |
| Williams, Walker p   | 0  | 0 | 0 | 0   | 0  | 1  | 0  | 0 | -    | Gabriel Starks p   | 0                 | 0  | 0  | 0  | 0   | 0  | 0  | 0  | 0 | -    |      |
| Brock, Austin p      | 0  | 0 | 0 | 0   | 0  | 0  | 0  | 0 | -    | Issac Bracken p    | 0                 | 0  | 0  | 0  | 0   | 0  | 0  | 0  | 0 | -    |      |
| Charlton, Max p      | 0  | 0 | 0 | 0   | 0  | 0  | 0  | 0 | -    | Austin Ledbetter p | 0                 | 0  | 0  | 0  | 0   | 0  | 0  | 0  | 0 | -    |      |
| Wiseman, Kevin p     | 0  | 0 | 0 | 0   | 0  | 0  | 0  | 0 | -    | Miller Pleimann p  | 0                 | 0  | 0  | 0  | 0   | 0  | 0  | 0  | 0 | -    |      |
| Anderson, Brandon p  | 0  | 0 | 0 | 0   | 0  | 0  | 0  | 0 | -    | Totals             | 37                | 10 | 14 | 10 | 2   | 6  | 27 | 10 | 9 |      |      |
| Jeans, Tyler p       | 0  | 0 | 0 | 0   | 0  | 0  | 0  | 0 | -    |                    |                   |    |    |    |     |    |    |    |   |      |      |
| Totals               | 29 | 3 | 5 | 3   | 7  | 13 | 24 | 4 | 7    |                    |                   |    |    |    |     |    |    |    |   |      |      |

| Score by Innings | 1 | 2 | 3 | 4 | 5 | 6 | 7 | 8 | 9 | R  | H  | E |
|------------------|---|---|---|---|---|---|---|---|---|----|----|---|
| Arkansas State   | 0 | 0 | 0 | 0 | 1 | 0 | 2 | 0 | 0 | 3  | 5  | 1 |
| Arkansas         | 0 | 3 | 3 | 0 | 4 | 0 | 0 | 0 | X | 10 | 14 | 0 |

E - Toler(6). DP - Arkansas 3. LOB - ASU 7; Arkansas 9. 2B - Wallace(11); Moore(12); Battles 2(9); Bohrofen 2(5). HR - Leach(3). HBP - French; Lanzilli; Moore; Bohrofen. SF - Diggs(1). SB - Ulmer(1); Gregory(4); Moore(5).

| Arkansas State    | ip  | h | r | er | bb | so | ab | bf | np   | era             | Arkansas         | ip  | h | r | er | bb | so | ab | bf | np   | era  |
|-------------------|-----|---|---|----|----|----|----|----|------|-----------------|------------------|-----|---|---|----|----|----|----|----|------|------|
| Frederick, Jakob  | 3.0 | 7 | 6 | 6  | 1  | 2  | 15 | 19 | 71   | 8.46            | Will McEntire    | 4.2 | 3 | 1 | 1  | 4  | 5  | 15 | 19 | 77   | 1.17 |
| Williams, Walker  | 1.0 | 1 | 0 | 0  | 0  | 1  | 4  | 4  | 17   | 10.03           | Heston Tole      | 1.1 | 0 | 0 | 0  | 0  | 3  | 4  | 4  | 14   | 2.45 |
| Brock, Austin     | 0.1 | 4 | 4 | 4  | 1  | 0  | 5  | 7  | 28   | 5.11            | Gabriel Starks   | 0.1 | 1 | 2 | 2  | 1  | 2  | 5  | 23 | 2.79 |      |
| Charlton, Max     | 0.2 | 0 | 0 | 0  | 0  | 2  | 2  | 4  | 4.79 | Issac Bracken   | 0.2              | 0   | 0 | 0 | 1  | 2  | 2  | 3  | 14 | 1.59 |      |
| Wiseman, Kevin    | 1.0 | 1 | 0 | 0  | 0  | 2  | 4  | 4  | 15   | 5.84            | Austin Ledbetter | 1.0 | 1 | 0 | 0  | 0  | 0  | 3  | 3  | 12   | 3.60 |
| Anderson, Brandon | 1.0 | 1 | 0 | 0  | 0  | 4  | 4  | 16 | 7.53 | Miller Pleimann | 1.0              | 0   | 0 | 0 | 0  | 2  | 3  | 3  | 9  | 7.20 |      |
| Jeans, Tyler      | 1.0 | 0 | 0 | 0  | 1  | 3  | 3  | 11 | 5.47 |                 |                  |     |   |   |    |    |    |    |    |      |      |

Win - Tole (1-0). Loss - Frederick (0-2). Save - None.  
WP - Frederick(4); Tole(3). HBP - by Frederick (Bohrofen); by Frederick (Moore); by Brock (Lanzilli); by Starks (French). Inherited runners/scored: Charlton 3/1; Tole 1/0; Bracken 3/1. Pitches/strikes: Frederick 71/45; Williams 17/9; Brock 28/18; Charlton 4/3; Wiseman 15/10; Anderson 16/9; Jeans 11/7; McEntire 77/42; Tole 14/10; Starks 23/9; Bracken 14/7; Ledbetter 12/10; Pleimann 9/7.

Umpires - HP: Tim Wittingham 1B: Wes Hamilton 2B: John Brammer 3B: Wayne Harris  
Start: 4:02 pm Time: 3:18 Attendance: 9002  
Weather: 50s, cloudy, 20 mph to NW



**HONORS & AWARDS**

**INF Wehiwa Aloy**

NCBWA Preseason All-American (SS, Second Team)  
 Golden Spikes Award Preseason Watch List  
 Brooks Wallace Award Shortstop of the Week (Week 7)

**OF Kendall Diggs**

Coaches Preseason All-SEC (OF, First Team)

**LHP Colin Fisher**

SEC Co-Freshman of the Week (Week 2)

**LHP Mason Molina**

NCBWA Preseason All-American (SP, Second Team)

**LHP Hagen Smith**

Baseball America Preseason All-American (SP, First Team)  
 D1Baseball Preseason All-American (SP, First Team)  
 Perfect Game Preseason All-American (SP, First Team)

NCBWA Preseason All-American (SS, Second Team)  
 Baseball America Preseason SEC Pitcher of the Year  
 D1Baseball Preseason SEC Pitcher of the Year  
 Perfect Game Preseason SEC Pitcher of the Year  
 Coaches Preseason All-SEC (SP, First Team)  
 Golden Spikes Award Preseason Watch List  
 SEC Pitcher of the Week (Week 2)  
 D1Baseball National Pitcher of the Week (Week 2)  
 Golden Spikes Award Performance of the Week (Week 2)  
 NCBWA National Pitcher of the Week (Week 2)  
 Perfect Game National Pitcher of the Week (Week 2)  
 SEC Pitcher of the Week (Week 6)  
 Perfect Game Midseason Pitcher of the Year

**RHP Gage Wood**

NCBWA Stopper of the Year Award Preseason Watch List



Left-hander **Hagen Smith**, who entered the 2024 campaign as a consensus preseason All-American and the Preseason SEC Pitcher of the Year by Baseball America, D1Baseball and Perfect Game, was named the SEC Pitcher of the Week and earned numerous national weekly awards after his 17-strikeout performance vs. #7 Oregon State on Feb. 23.



EASTERN DIVISION

|                | SEC | Pct. | GB  | All   | Pct. | Home | Away | Neutral | Div. | Top 25 | Top 10 | L10 | Streak |
|----------------|-----|------|-----|-------|------|------|------|---------|------|--------|--------|-----|--------|
| Kentucky       | 8-1 | .889 | -   | 24-4  | .857 | 13-2 | 9-1  | 2-1     | 5-1  | 6-0    | 0-0    | 9-1 | W5     |
| Florida        | 6-3 | .667 | 2.0 | 16-11 | .593 | 11-7 | 5-3  | 0-1     | 0-0  | 6-5    | 4-2    | 5-5 | W1     |
| Vanderbilt     | 6-3 | .667 | 2.0 | 23-6  | .793 | 19-3 | 0-3  | 4-0     | 3-3  | 4-3    | 1-0    | 7-3 | W4     |
| South Carolina | 5-4 | .556 | 3.0 | 21-7  | .750 | 17-1 | 3-5  | 1-1     | 3-0  | 4-4    | 3-2    | 7-3 | W1     |
| Tennessee      | 5-4 | .556 | 3.0 | 24-5  | .828 | 21-2 | 1-2  | 2-1     | 2-1  | 6-4    | 0-0    | 6-4 | W2     |
| Georgia        | 4-5 | .444 | 4.0 | 22-6  | .786 | 18-1 | 2-5  | 2-0     | 1-5  | 4-2    | 4-2    | 5-5 | L2     |
| Missouri       | 1-8 | .111 | 7.0 | 10-18 | .357 | 5-9  | 4-7  | 1-2     | 1-5  | 0-6    | 0-6    | 1-9 | L5     |

WESTERN DIVISION

|                   | SEC        | Pct.        | GB       | All         | Pct.        | Home        | Away       | Neutral    | Div.       | Top 25     | Top 10     | L10        | Streak    |
|-------------------|------------|-------------|----------|-------------|-------------|-------------|------------|------------|------------|------------|------------|------------|-----------|
| <b>Arkansas</b>   | <b>8-1</b> | <b>.889</b> | <b>-</b> | <b>23-3</b> | <b>.885</b> | <b>19-1</b> | <b>2-1</b> | <b>2-1</b> | <b>5-1</b> | <b>6-1</b> | <b>4-0</b> | <b>9-1</b> | <b>W4</b> |
| Texas A&M         | 6-3        | .667        | 2.0      | 25-3        | .893        | 20-1        | 2-2        | 3-0        | 5-1        | 7-3        | 1-2        | 8-2        | W5        |
| Alabama           | 4-5        | .444        | 4.0      | 21-7        | .750        | 16-2        | 2-4        | 3-1        | 0-0        | 5-3        | 4-2        | 6-4        | L1        |
| Mississippi State | 4-5        | .444        | 4.0      | 19-10       | .655        | 14-5        | 3-4        | 2-1        | 3-3        | 4-5        | 4-5        | 5-5        | L1        |
| Ole Miss          | 3-6        | .333        | 5.0      | 18-11       | .621        | 13-7        | 4-4        | 1-0        | 0-0        | 3-6        | 1-2        | 4-6        | L3        |
| LSU               | 2-7        | .222        | 6.0      | 20-10       | .667        | 14-5        | 3-5        | 3-0        | 1-5        | 2-5        | 2-5        | 3-7        | L4        |
| Auburn            | 1-8        | .111        | 7.0      | 16-11       | .593        | 12-4        | 0-6        | 4-1        | 1-5        | 2-9        | 1-9        | 3-7        | L3        |

SCHEDULE/RESULTS

Monday, April 1

Southern 12, at #16 LSU 7

Tuesday, April 2

Central Arkansas at #19 Mississippi State - 12 p.m. [SECN+]

#11 Alabama at Samford - 5 p.m. [ESPN+]

Georgia State at #24 Georgia - 5 p.m. [SECN+]

Auburn at UAB - 6 p.m. [ESPN+]

Florida A&M at #4 Florida - 6:30 p.m. [SECN+]

**Arkansas State at #1 Arkansas - 7 p.m. [SECN+]**

Louisville at #12 Kentucky - 7 p.m. [SECN]

Ole Miss at Memphis - 7 p.m. [ESPN+]

UT Martin at Missouri - 7 p.m. [SECN+]

#3 Texas A&M at Texas State - 7 p.m. [ESPN+]

Western Kentucky at #6 Vanderbilt - 7 p.m. [SECN+]

Wednesday, April 3

UT Martin at Missouri - 4 p.m. [SECN+]

Georgia Southern at #15 South Carolina - 7 p.m. [SECN]

Thursday, April 4

**\*Ole Miss at #1 Arkansas - 7 p.m. [SECN]**

\*#6 Vanderbilt at #16 LSU - 7 p.m. [ESPN2]

Friday, April 5

\*#11 Alabama at #12 Kentucky - 6:30 p.m. [SECN+]

\*#4 Tennessee at Auburn - 7 p.m. [SECN+]

\*#4 Florida at Missouri - 7 p.m. [SECN+]

\*#24 Georgia at #19 Mississippi State - 7 p.m. [SECN+]

\*#3 Texas A&M at South Carolina - 7 p.m. [SECN+]

**\*Ole Miss at #1 Arkansas - 7:30 p.m. [SECN+]**

\*#6 Vanderbilt at #16 LSU - 8 p.m. [SECN]

Saturday, April 6

\*#11 Alabama at #12 Kentucky - 2 p.m. [SECN+]

**\*Ole Miss at #1 Arkansas - 3 p.m. [SECN+]**

\*#6 Vanderbilt at #16 LSU - 3 p.m. [SECN+]

\*#4 Florida at Missouri - 4 p.m. [SECN+]

\*#3 Texas A&M at #15 South Carolina - 4 p.m. [SECN+]

\*#4 Tennessee at Auburn - 4:30 p.m. [SECN+]

\*#24 Georgia at #19 Mississippi State - 8 p.m. [SECN]

Sunday, April 7

\*#11 Alabama at #12 Kentucky - 12 p.m. [SECN]

\*#3 Texas A&M at #15 South Carolina - 1:30 p.m. [SECN+]

\*#4 Tennessee at Auburn - 2 p.m. [SECN+]

\*#4 Florida at Missouri - 2 p.m. [SECN+]

\*#24 Georgia at #19 Mississippi State - 2 p.m. [SECN+]

Next Weekend in the SEC (April 4-7)

\*Kentucky at Auburn

\*Missouri at Georgia

**\*Arkansas at Alabama**

\*South Carolina at Florida

\*LSU at Tennessee

\*Mississippi State at Ole Miss

\*Vanderbilt at Texas A&M

*All times Eastern*

*Rankings reflect highest among major polls*

*\*SEC game*

## WEEK 8

## SOUTHEASTERN CONFERENCE

AS OF APRIL 1

## ACTIVE CAREER LEADERS

## Runs Scored

|           |                                      |            |
|-----------|--------------------------------------|------------|
| 1.        | Mac Bingham*, LSU                    | 180        |
| 2.        | Braden Montgomery*, Texas A&M        | 157        |
| 3.        | Ethan Groff*, Ole Miss               | 156        |
| 4.        | Clayton Chadwick*, Georgia           | 151        |
| <b>5.</b> | <b>Jared Sprague-Lott*, Arkansas</b> | <b>146</b> |
| 6.        | Tommy White*, LSU                    | 144        |
| 7.        | Grant Smith*, Kentucky               | 141        |
| 8.        | Treyson Hughes*, Ole Miss            | 137        |
|           | Evan Sleight*, Alabama               | 137        |
| 10.       | TJ McCants*, Alabama                 | 135        |

## Triples

|    |                                      |          |
|----|--------------------------------------|----------|
| 1. | Max Grant*, Alabama                  | 13       |
| 2. | Mac Bingham*, LSU                    | 10       |
| 3. | Connor Hujsak*, Mississippi State    | 7        |
| 4. | Cooper Weiss*, Auburn                | 6        |
|    | TJ McCants, Alabama                  | 6        |
| 6. | Ryan Targac, Texas A&M               | 5        |
|    | <b>Jared Sprague-Lott*, Arkansas</b> | <b>5</b> |
|    | Paul Toetz*, Georgia                 | 5        |
| 9. | Dillon Carter*, Georgia              | 4        |
|    | Clayton Chadwick*, Georgia           | 4        |
|    | <b>Jack Wagner*, Arkansas</b>        | <b>4</b> |
|    | Grant Smith*, Kentucky               | 4        |
|    | Ethan Groff*, Ole Miss               | 4        |

## Stolen Bases

|           |                                 |           |
|-----------|---------------------------------|-----------|
| 1.        | Jacob Humphrey*, Vanderbilt     | 89        |
| 2.        | Cooper Weiss*, Auburn           | 46        |
|           | Ryan Waldschmidt*, Kentucky     | 46        |
| 4.        | Ethan Groff*, Ole Miss          | 40        |
| 5.        | Amani Larry*, Mississippi State | 39        |
| 6.        | Ty Crittenberger*, Kentucky     | 38        |
| 7.        | Dylan Brewer*, South Carolina   | 37        |
| 8.        | Emilien Pitre, Kentucky         | 36        |
| <b>9.</b> | <b>Ty Wilmsmeyer, Arkansas</b>  | <b>34</b> |
| 10.       | Calvin Hewett, Vanderbilt       | 31        |

## Wins

|            |                                  |           |
|------------|----------------------------------|-----------|
| 1.         | Ty Good*, South Carolina         | 29        |
| 2.         | Dominic Niman*, Kentucky         | 21        |
| 3.         | Drew Beam, Tennessee             | 20        |
|            | <b>Hagen Smith, Arkansas</b>     | <b>20</b> |
| 5.         | Devin Futrell, Vanderbilt        | 19        |
|            | Trey Pooser*, Kentucky           | 19        |
| 7.         | Tyler Davis*, Mississippi State  | 16        |
| 8.         | Carter Holton, Vanderbilt        | 16        |
| 9.         | Carter Rustad*, Missouri         | 15        |
| <b>10.</b> | <b>Will McEntire, Arkansas</b>   | <b>13</b> |
|            | Khal Stephen*, Mississippi State | 13        |

## Saves

|            |                                 |          |
|------------|---------------------------------|----------|
| 1.         | Brandon Neely, Florida          | 15       |
| 2.         | Zach DeVito*, Georgia           | 14       |
| 3.         | Alton Davis, Alabama            | 12       |
| 4.         | Chris Veach*, South Carolina    | 11       |
| 5.         | AJ Causey*, Tennessee           | 10       |
| <b>6.</b>  | <b>Brady Tygart, Arkansas</b>   | <b>9</b> |
|            | Ryan Slater, Florida            | 9        |
| 8.         | Justin Loer*, LSU               | 8        |
| 9.         | Brandt Pancer*, Georgia         | 7        |
| <b>10.</b> | <b>Will McEntire, Arkansas</b>  | <b>6</b> |
|            | <b>Gage Wood, Arkansas</b>      | <b>6</b> |
|            | Will Cannon, Auburn             | 6        |
| <b>13.</b> | <b>Gabe Gaeckle, Arkansas</b>   | <b>5</b> |
|            | Matthew Becker, South Carolina  | 5        |
|            | Tyler Davis*, Mississippi State | 5        |
|            | Christian Little, LSU           | 5        |
|            | Christian Mracna*, Georgia      | 5        |
|            | Braylon Myers, Alabama          | 5        |

## Strikeouts

|           |                                |            |
|-----------|--------------------------------|------------|
| 1.        | Ty Good*, South Carolina       | 300        |
| <b>2.</b> | <b>Hagen Smith, Arkansas</b>   | <b>271</b> |
| <b>3.</b> | <b>Mason Molina*, Arkansas</b> | <b>233</b> |
| 4.        | Dominic Niman*, Kentucky       | 225        |
| 5.        | Carter Holton, Vanderbilt      | 210        |
| 6.        | Trey Pooser*, Kentucky         | 206        |
| 7.        | Bobby Alcock*, Alabama         | 185        |
| 8.        | Drew Beam, Tennessee           | 182        |
| <b>9.</b> | <b>Will McEntire, Arkansas</b> | <b>180</b> |
| 10.       | Luke Holman, LSU               | 172        |

## Innings Pitched

|           |                                |              |
|-----------|--------------------------------|--------------|
| 1.        | Ty Good*, South Carolina       | 268.1        |
| 2.        | Dominic Niman*, Kentucky       | 251.2        |
| 3.        | Trey Pooser*, Kentucky         | 245.0        |
| 4.        | Drew Beam, Tennessee           | 198.0        |
| <b>5.</b> | <b>Hagen Smith, Arkansas</b>   | <b>178.0</b> |
| 6.        | Devin Futrell, Vanderbilt      | 177.0        |
| 7.        | Daniel Padyak*, Georgia        | 176.2        |
| <b>8.</b> | <b>Will McEntire, Arkansas</b> | <b>176.1</b> |
| <b>9.</b> | <b>Mason Molina*, Arkansas</b> | <b>174.0</b> |
| 10.       | Carter Holton, Vanderbilt      | 168.2        |

\* - Indicates stats from a previous non-SEC school are included

# A || QUICK FACTS

## GENERAL INFORMATION

Location..... Fayetteville, Ark.  
 Founded..... 1871  
 Enrollment..... 30,936  
 Nickname..... Razorbacks  
 School Colors..... Cardinal (PMS 201) and White  
 Conference..... Southeastern (SEC)  
 System President..... Dr. Donald R. Bobbitt (Arkansas, 1980)  
 Chancellor..... Dr. Charles Robinson (Houston, 1987)  
 Athletics Director..... Hunter Yurachek (Guilford, 1990)  
 Faculty Athletic Rep..... Paul Adams (LSU, 1992)  
 Athletics Website..... ArkansasRazorbacks.com  
 Athletic Department Phone..... (479) 575-6533  
 Ticket Office Phone..... (479) 575-5151

## BAUM-WALKER STADIUM

Home Facility..... Baum-Walker Stadium at George Cole Field  
 Capacity..... 11,121 (8,237 Chairbacks)  
 Largest Crowd (actual)..... 12,167 vs. Missouri State (June 6, 2015)  
 Stadium Opening..... April 13, 1996  
 Dedication..... May 3, 1996  
 Field Dimensions..... LL - 320, LC - 375, CF - 400, RC - 365, RL - 312  
 Surface..... Grass

## COACHES & SUPPORT STAFF

Head Coach..... Dave Van Horn (Arkansas, 1988)  
 Record at Arkansas..... 862-444 (22 seasons, .660)  
 Overall Division I Record..... 1,182-601 (30 seasons, .663)  
 Overall as a Head Coach..... 1,447-684 (36 seasons, .679)  
 DI Postseason Appearances (Total/at Arkansas)..... 23/19  
 College World Series Appearances (Total/at Arkansas)..... 9/7  
 (Neb: 2001, 2002; Ark: 2004, 2009, 2012, 2015, 2018, 2019, 2022)  
 Assistant Coach/Recruiting Coordinator..... Nate Thompson (Dallas Baptist, 2006)  
 Assistant Coach..... Matt Hobbs (Missouri, 2002)  
 Assistant Coach..... Bobby Wernes (Arkansas, 2018)  
 Director of Baseball Operations..... Clay Goodwin (Arkansas, 2005)  
 Director of Strength & Conditioning..... Hunter Bell (Arkansas-Monticello, 2018)  
 Director of Video & Scouting..... Zach Barr (Arkansas, 2017)  
 Director of Analytics..... DJ Baxendale (Arkansas, 2019)  
 Athletic Trainer..... Corey Wood (East Carolina, 2008)  
 Equipment Manager..... Mark Taylor (Ouachita Baptist, 1988)  
 Graduate Manager..... John McElroy  
 Student Managers..... Ryan Cleinmark, Bryson Halford, Owen Hoover,  
 Zane Ramey, Matthew Schluterman  
 Sports Information Director..... Oliver Grigg (Tulane, 2017)  
 Sport Administrator..... Kevin Trainor (Arkansas, 1994)  
 Administrative Assistant..... Kelly Moore (Arkansas, 2004)

## HISTORY

First Year of Arkansas Baseball..... 1897  
 Years of Varsity Baseball at Arkansas..... 102  
 (1897, 1901-03, 05, 08-16, 19-20, 22-29, 47-2024)  
 All-Time Program Record..... 2,415-1,464-6 (.622)  
 All-Time Conference Record/Years..... SEC: 485-424 (.533)/32  
 SWC: 249-190 (.567)/23  
 Combined: 734-614 (.544)/55  
 Conference Titles/Years..... SEC Overall: 4/1999, 2004, 2021, 2023  
 SEC Western Division: 8/1999, 2004, 2007, 2011, 2018, 2019, 2021, 2023  
 SWC: 2/1989, 1990  
 Conference Tournament Record/Years..... SEC: 40-45 (.471)/27  
 SWC: 18-25 (.419)/14  
 Combined: 58-70 (.453)/41  
 Conference Tournament Titles/Years..... SEC: 1/2021  
 SWC: 1/1985  
 NCAA Postseason Appearances..... 34  
 (1973, 79-80, 83, 85-90, 95-96, 98-99, 2002-15, 2017-19, 2021-23)  
 NCAA Postseason Record..... 102-77 (.570)  
 College World Series Appearances..... 11  
 (1979, 1985, 1987, 1989, 2004, 2009, 2012, 2015, 2018, 2019, 2022)  
 College World Series Record..... 18-22 (.450)  
 NCAA Super Regional Appearances..... 10  
 (2002, 2004, 2009, 2010, 2012, 2015, 2018, 2019, 2021, 2022)  
 NCAA Super Regional Record..... 16-10 (.615)  
 NCAA Regional Appearances..... 33  
 NCAA Regional Record..... 68-45 (.602)  
 Overall NCAA Regional Hosts..... 10 (1999, 2004, 2006, 2007, 2010, 2017, 2018, 2019, 2021, 2023)  
 Best NCAA Finish..... 1979 & 2018 National Runner-Up

## TEAM INFORMATION

2023 Overall Record..... 43-18  
 Home..... 32-6  
 Away..... 7-9  
 Neutral..... 4-3  
 SEC Record..... 20-10  
 SEC Finish..... T-1st Overall  
 SEC Tournament..... T-3rd  
 Postseason..... NCAA Regional  
 Lettermen Returning/Lost..... 20/13  
 Position Starters (including DH) Returning/Lost..... 3/6  
 Pitchers Returning/Lost..... 11/5  
 Newcomers/Redshirts..... 22/1  
 Captains..... OF Kendall Diggs, LHP Hagen Smith, INF Peyton Stovall

## TOP RETURNING POSITION PLAYERS

|                |        |     |  |
|----------------|--------|-----|--|
| Kendall Diggs  | OF     | Jr. | .299/.436/.547, 51 R, 12 2B, 1 3B, 12 HR, 63 RBI, 1 SB |
| Peyton Holt    | INF/OF | Sr. | .392/.489/.581, 24 R, 4 2B, 2 3B, 2 HR, 17 RBI, 6 SB   |
| Ben McLaughlin | INF    | Sr. | .346/.442/.487, 12 R, 3 2B, 1 3B, 2 HR, 14 RBI         |
| Peyton Stovall | INF    | Jr. | .253/.330/.393, 30 R, 4 2B, 1 3B, 5 HR, 31 RBI, 3 SB   |

## TOP RETURNING PITCHERS

|               |     |       |                                      |
|---------------|-----|-------|--------------------------------------|
| Will McEntire | RHP | R-Sr. | 8-3, 5.07 ERA, 87.0 IP, 83 SO, 2 SV  |
| Hagen Smith   | LHP | Jr.   | 8-2, 3.64 ERA, 71.2 IP, 109 SO, 2 SV |
| Brady Tygart  | RHP | Jr.   | 3-1, 3.20 ERA, 25.1 IP, 31 SO, 1 SV  |
| Gage Wood     | RHP | So.   | 2-0, 4.80 ERA, 30.0 IP, 42 SO, 5 SV  |

## TOP NEWCOMERS

|                |        |       |   |
|----------------|--------|-------|---|
| Wehiwa Aloy    | INF    | So.   | Wailuku, Hawai'i (Sacramento State)               |
| Hunter Dietz   | LHP    | Fr.   | Trinity, Fla. (Calvary Christian HS)              |
| Colin Fisher   | LHP    | Fr.   | Noble, Okla. (Noble HS)                           |
| Gabe Gaeckle   | RHP    | Fr.   | Aptos, Calif. (Aptos HS)                          |
| Ryder Helfrick | C      | Fr.   | Discovery Bay, Calif. (Clayton Valley Charter HS) |
| Mason Molina   | LHP    | Jr.   | Rancho Santa Margarita, Calif. (Texas Tech)       |
| Nolan Souza    | INF    | Fr.   | Honolulu, Hawai'i (Punahou School)                |
| Jack Wagner    | INF/OF | Grad. | Wichita, Kan. (Tarleton State)                    |
| Hudson White   | C      | Jr.   | Keller, Texas (Texas Tech)                        |
| Ty Wilmsmeyer  | OF     | Grad. | Springfield, Mo. (Missouri)                       |



Arkansas ace **Hagen Smith**, one of the Hogs' three team captains, went 8-2 with a 3.64 ERA, a team-leading 109 strikeouts and two saves in 71 2/3 innings of work as a sophomore in 2023.



**Baseball America**

Week 7

1. Arkansas
2. Clemson
3. Texas A&M
4. Florida
5. Tennessee
6. Vanderbilt
7. Duke
8. Florida State
9. Oregon State
10. Dallas Baptist
11. Alabama
12. Virginia
13. North Carolina
14. UC Irvine
15. South Carolina
16. East Carolina
17. Virginia Tech
18. Kentucky
19. Mississippi State
20. Oregon
21. NC State
22. Nebraska
23. UC Santa Barbara
24. Coastal Carolina
25. LSU

**D1Baseball**

Week 7

1. Arkansas
2. Clemson
3. Texas A&M
4. Tennessee
5. Oregon State
6. Florida
7. Vanderbilt
8. Dallas Baptist
9. Duke
10. North Carolina
11. Virginia Tech
12. East Carolina
13. Alabama
14. Florida State
15. Virginia
16. UC Irvine
17. Kentucky
18. LSU
19. NC State
20. Coastal Carolina
21. Wake Forest
22. South Carolina
23. Mississippi State
24. Nebraska
25. UCF

**Perfect Game**

Week 7

1. Arkansas
2. Clemson
3. Texas A&M
4. Oregon State
5. Tennessee
6. Florida
7. Dallas Baptist
8. Vanderbilt
9. Duke
10. North Carolina
11. Florida State
12. Kentucky
13. Virginia
14. Virginia Tech
15. Alabama
16. LSU
17. Indiana State
18. East Carolina
19. UC Irvine
20. UCF
21. NC State
22. Coastal Carolina
23. South Carolina
24. Wake Forest
25. Nebraska

**USA Today Coaches**

Week 7

1. Arkansas
2. Clemson
3. Texas A&M
4. Tennessee
5. Oregon State
6. Vanderbilt
7. North Carolina
8. Dallas Baptist
9. Florida
10. Duke
11. Virginia
12. Florida State
13. East Carolina
14. Alabama
15. Virginia Tech
16. Kentucky
17. UC Irvine
18. LSU
19. South Carolina
20. NC State
21. Coastal Carolina
22. Wake Forest
23. Nebraska
24. Georgia
25. TCU

**NCBWA**

Week 7

1. Arkansas
2. Clemson
3. Texas A&M
4. Tennessee
5. Oregon State
6. Vanderbilt
7. North Carolina
8. Dallas Baptist
9. Duke
10. Florida
11. Virginia
12. Florida State
13. East Carolina
14. Alabama
15. Kentucky
16. Virginia Tech
17. UC Irvine
18. LSU
19. NC State
20. South Carolina
21. Wake Forest
22. Coastal Carolina
23. Nebraska
24. TCU
25. Indiana State

**ARKANSAS IN THE POLLS**

|               | BA | D1Baseball | Perfect Game | USA Today | NCBWA |
|---------------|----|------------|--------------|-----------|-------|
| Preseason     | 3  | 3          | 2            | 4         | 4     |
| Feb. 19 (1)   | 3  | 2          | 2            | 4         | 5     |
| Feb. 26 (2)   | 3  | 2          | 2            | 5         | 5     |
| March 4 (3)   | 3  | 2          | 2            | 3         | 4     |
| March 11 (4)  | 1  | 1          | 1            | 1         | 2     |
| March 18 (5)  | 1  | 1          | 1            | 1         | 1     |
| March 25 (6)  | 1  | 1          | 1            | 1         | 1     |
| April 1 (7)   | 1  | 1          | 1            | 1         | 1     |
| April 8 (8)   |    |            |              |           |       |
| April 15 (9)  |    |            |              |           |       |
| April 22 (10) |    |            |              |           |       |
| April 29 (11) |    |            |              |           |       |
| May 6 (12)    |    |            |              |           |       |
| May 13 (13)   |    |            |              |           |       |
| May 20 (14)   |    |            |              |           |       |
| May 27 (15)   |    |            |              |           |       |
| June 4 (16)   |    |            |              |           |       |
| June 11 (17)  |    |            |              |           |       |
| <b>Final</b>  | -- | --         | --           | --        | --    |

BA - Baseball America

D1 - D1Baseball

PG - Perfect Game

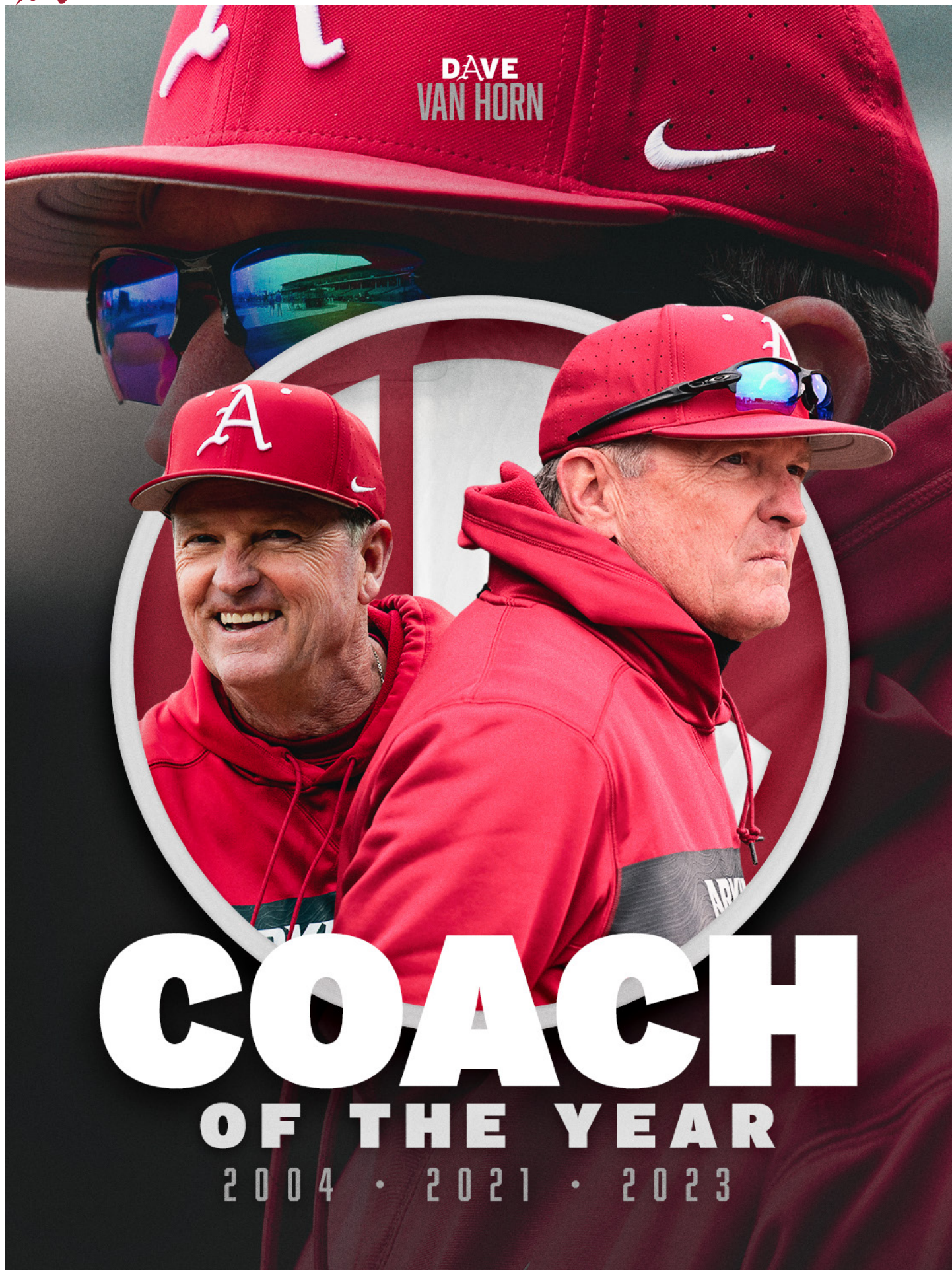
USA Today - USA Today Coaches Poll

NCBWA - National Collegiate Baseball Writers Association

(#) - Week



||| HEAD COACH DAVE VAN HORN



# COACH

OF THE YEAR

2004 • 2021 • 2023





### PERSONAL

Born: Sept. 17, 1960  
 Hometown: Kansas City, Mo.  
 Alma Mater: Arkansas (1988)  
 Masters of Science: East Texas State (1992)  
 Wife: Karen  
 Children: Hollan, Mariel  
 Named Head Coach at Arkansas: June 21, 2002

### PLAYING HISTORY

1982-84 Atlanta Braves Organization  
 1982 MLB Draft: 10th Round (Atlanta Braves)  
 1982 Arkansas  
 1981 MLB Draft: 10th Round (Chicago White Sox)  
 1980-81 McLennan Community College

### COACHING HONORS

2023 SEC Coach of the Year  
 2021 SEC Coach of the Year  
 2004 SEC Coach of the Year  
 2001 Baseball America National Coach of the Year  
 2001 BIG 12 Coach of the Year  
 2001 ABCA Midwest Region Coach of the Year  
 2000 ABCA Midwest Region Coach of the Year  
 1997 Southland Coach of the Year  
 1995 Southland Coach of the Year  
 1994 NCAA Division II Coach of the Year  
 1994 ABCA Central Region Coach of the Year

### HALL OF FAME

2019 Arkansas Sports Hall of Fame  
 2013 Winnetonka High School Hall of Fame  
 2012 Ban Johnson League Hall of Fame  
 2001 Central Missouri State Hall of Fame

Dave Van Horn, the three-time SEC Coach of the Year, has elevated Arkansas into one of the nation's premier college baseball programs ever since returning to his alma mater to take over for legendary former head baseball coach Norm DeBriyn.

In his 22nd season as head coach in 2024, Van Horn, the second-winningest coach in Arkansas baseball history, has led the Razorbacks to seven College World Series appearances, including a runner-up finish (2018) and four top-five finishes (2009, 2012, 2018, 2022), 19 NCAA Tournament berths, three SEC overall titles, seven SEC Western Division championships, one SEC Tournament title and 862 overall wins, including 341 SEC victories.

Van Horn, whose 1,447 career wins are the most among all active Division I head coaches, is one of only five head coaches in college baseball history with 300 or more SEC wins in their career. Year in and year out, Van Horn has produced nationally competitive teams and developed elite-level student-athletes on and off the field, including two Golden Spikes Award and Dick Howser Trophy winners in outfielder Andrew Benintendi (2015) and pitcher Kevin Kopps (2021), as well as numerous All-Americans, all-SEC performers and future professional baseball players.

Under Van Horn's guidance, 32 Razorbacks have earned All-America honors, 46 have garnered All-SEC recognition and 136 have heard their names called in the Major League Baseball draft.

| HOGS VS. 2024 OPPONENTS UNDER DVH |       |       |       |         |
|-----------------------------------|-------|-------|-------|---------|
|                                   | W-L   | Home  | Away  | Neutral |
| Alabama                           | 37-29 | 21-9  | 14-16 | 2-4     |
| Arkansas State                    | 3-0   | 3-0   | 0-0   | 0-0     |
| Auburn                            | 41-24 | 20-10 | 19-14 | 2-0     |
| Florida                           | 29-23 | 13-5  | 10-14 | 6-4     |
| Georgia                           | 24-20 | 14-7  | 9-11  | 1-2     |
| Grambling                         | 11-0  | 10-0  | 0-0   | 1-0     |
| James Madison                     | 3-1   | 3-1   | 0-0   | 0-0     |
| Kentucky                          | 29-13 | 16-5  | 13-8  | 0-0     |
| Little Rock                       | 5-2   | 5-2   | 0-0   | 0-0     |
| LSU                               | 30-44 | 17-16 | 11-19 | 2-9     |
| McNeese                           | 8-1   | 6-1   | 2-0   | 0-0     |
| Michigan                          | 1-0   | 0-0   | 0-0   | 1-0     |
| Mississippi State                 | 36-28 | 18-12 | 16-14 | 2-2     |
| Missouri                          | 17-4  | 10-2  | 7-2   | 0-0     |
| Missouri State                    | 20-11 | 12-8  | 8-3   | 0-0     |
| Murray State                      | 6-0   | 6-0   | 0-0   | 0-0     |
| Oklahoma State                    | 8-7   | 2-3   | 4-2   | 2-2     |
| Ole Miss                          | 34-43 | 14-19 | 13-17 | 7-7     |
| Omaha                             | 2-0   | 2-0   | 0-0   | 0-0     |
| Oral Roberts                      | 17-6  | 11-3  | 5-3   | 1-0     |
| Oregon State                      | 2-2   | 0-0   | 0-0   | 2-2     |
| San Jose State                    | 0-0   | 0-0   | 0-0   | 0-0     |
| South Carolina                    | 30-22 | 14-9  | 12-10 | 4-3     |
| Texas A&M                         | 22-15 | 13-5  | 7-9   | 2-1     |
| Texas Tech                        | 5-1   | 1-0   | 0-0   | 4-1     |
| UAPB                              | 5-0   | 5-0   | 0-0   | 0-0     |
| UCA                               | 5-0   | 3-0   | 0-0   | 1-0     |

### VAN HORN'S CAREER NUMBERS

| Year                 | School               | Record           | Pct.        | Conf.          | Place         | Conf. Tourn.        | NCAA                |
|----------------------|----------------------|------------------|-------------|----------------|---------------|---------------------|---------------------|
| 1989                 | Texarkana CC         | 39-18            | .684        | N/A            | N/A           | N/A                 | --                  |
| 1990                 | Texarkana CC         | 44-14            | .759        | N/A            | N/A           | N/A                 | --                  |
| 1991                 | Texarkana CC         | 45-12            | .789        | N/A            | N/A           | N/A                 | --                  |
| 1992                 | Texarkana CC         | 48-10            | .827        | N/A            | 1st           | N/A                 | --                  |
| 1993                 | Texarkana CC         | 38-18            | .678        | N/A            | N/A           | N/A                 | --                  |
|                      | <i>Total</i>         | <i>214-72</i>    | <i>.748</i> | --             | --            | --                  | --                  |
| 1994                 | Central Missouri St. | 51-11            | .823        | 15-1           | 1st (Div.)    | 1st (4-1)           | NCAA DII Champs     |
|                      | <i>Total</i>         | <i>51-11</i>     | <i>.823</i> | <i>15-1</i>    | --            | <i>1 (4-1)</i>      | --                  |
| 1995                 | Northwestern St.     | 37-15            | .711        | 19-5           | 1st           | DNP (0-2)           | --                  |
| 1996                 | Northwestern St.     | 34-27            | .557        | 14-16          | 2nd (Div.)    | 2nd (3-2)           | --                  |
| 1997                 | Northwestern St.     | 35-23            | .603        | 19-9           | 1st           | DNP (0-2)           | --                  |
|                      | <i>Total</i>         | <i>106-65</i>    | <i>.620</i> | <i>52-30</i>   | --            | <i>3 (3-6)</i>      | --                  |
| 1998                 | Nebraska             | 24-20            | .545        | 10-13          | 7th           | DNQ                 | DNQ                 |
| 1999                 | Nebraska             | 42-18            | .700        | 16-9           | 5th           | 1st (4-0)           | NCAA (1-2)          |
| 2000                 | Nebraska             | 51-17            | .750        | 21-9           | 2nd           | 1st (5-1)           | NCAA (4-2)          |
| 2001                 | Nebraska             | 50-16            | .758        | 20-8           | 1st           | 1st (4-0)           | CWS (5-2)           |
| 2002                 | Nebraska             | 47-21            | .691        | 16-11          | 2nd           | 2nd (3-1)           | CWS (5-3)           |
|                      | <i>Total</i>         | <i>214-92</i>    | <i>.699</i> | <i>67-39</i>   | --            | <i>4 (16-2)</i>     | <i>4 (15-9)</i>     |
| 2003                 | Arkansas             | 35-22            | .612        | 14-16          | 6th West      | T-7th (0-2)         | NCAA (1-2)          |
| 2004                 | Arkansas             | 45-24            | .652        | 19-11          | T-1st Overall | 4th (2-2)           | CWS (6-3)           |
| 2005                 | Arkansas             | 39-22            | .636        | 13-17          | T-5th West    | T-7th (0-2)         | NCAA (2-2)          |
| 2006                 | Arkansas             | 39-21            | .650        | 18-12          | 2nd West      | T-7th (0-2)         | NCAA (1-2)          |
| 2007                 | Arkansas             | 43-21            | .672        | 18-12          | 1st West      | 2nd (3-1)           | NCAA (2-2)          |
| 2008                 | Arkansas             | 34-24            | .586        | 14-15          | 4th West      | DNQ                 | NCAA (0-2)          |
| 2009                 | Arkansas             | 41-24            | .631        | 14-15          | 4th West      | 4th (2-2)           | CWS (7-2)           |
| 2010                 | Arkansas             | 43-21            | .672        | 18-12          | 2nd West      | T-7th (0-2)         | NCAA (3-3)          |
| 2011                 | Arkansas             | 40-22            | .645        | 15-15          | 1st West      | T-3rd (2-2)         | NCAA (2-2)          |
| 2012                 | Arkansas             | 46-22            | .676        | 16-14          | T-2nd West    | T-9th (0-2)         | CWS (7-3)           |
| 2013                 | Arkansas             | 39-22            | .639        | 18-11          | 2nd West      | T-3rd (2-1)         | NCAA (2-2)          |
| 2014                 | Arkansas             | 40-25            | .615        | 16-14          | 4th West      | T-3rd (3-2)         | NCAA (2-2)          |
| 2015                 | Arkansas             | 40-25            | .615        | 17-12          | 3rd West      | T-5th (2-2)         | CWS (5-3)           |
| 2016                 | Arkansas             | 26-29            | .473        | 7-23           | 7th West      | DNQ                 | DNQ                 |
| 2017                 | Arkansas             | 45-19            | .703        | 18-11          | 2nd West      | 2nd (3-2)           | NCAA (3-2)          |
| 2018                 | Arkansas             | 48-21            | .696        | 18-12          | T-1st West    | T-3rd (2-1)         | CWS Runner-Up (9-3) |
| 2019                 | Arkansas             | 46-20            | .697        | 20-10          | T-1st West    | T-5th (1-2)         | CWS (5-3)           |
| 2020                 | Arkansas             | 11-5             | .688        | 0-0            | --            | --                  | --                  |
| 2021                 | Arkansas             | 50-13            | .794        | 22-8           | 1st Overall   | 1st (4-0)           | NCAA (4-3)          |
| 2022                 | Arkansas             | 46-21            | .687        | 18-12          | 2nd West      | T-7th (0-2)         | CWS (8-3)           |
| 2023                 | Arkansas             | 43-18            | .705        | 20-10          | T-1st Overall | T-3rd (2-1)         | NCAA (2-2)          |
| 2024                 | Arkansas             | 23-3             | .885        | 8-1            | --            | --                  | --                  |
|                      | <i>Total</i>         | <i>862-444</i>   | <i>.660</i> | <i>341-263</i> | --            | <i>18 (28-30)</i>   | <i>19 (71-46)</i>   |
| <i>Career Totals</i> |                      | <i>1,447-684</i> | <i>.679</i> | <i>475-333</i> | --            | <i>51-39 (.567)</i> | <i>86-55 (.610)</i> |

# A ||| THE ARKANSAS RAZORBACKS



**1**  
**TY WILMSMEYER**  
Grad. • 6-2 • 185 • R/R  
OF • Springfield, Mo.




**3**  
**NOLAN SOUZA**  
Fr. • 6-3 • 220 • L/R  
INF • Honolulu, Hawai'i




**4**  
**JACK WAGNER**  
Grad. • 6-0 • 210 • R/R  
INF/OF • Wichita, Kan.




**5**  
**KENDALL DIGGS**  
Jr. • 6-0 • 210 • L/R  
OF • Olathe, Kan.



**6**  
**BEN McLAUGHLIN**  
Sr. • 6-3 • 200 • L/R  
INF • Golden, Colo.



**8**  
**HUDSON WHITE**  
Jr. • 6-1 • 200 • R/R  
C • Keller, Texas



**9**  
**WEHIWA ALOY**  
So. • 6-2 • 200 • R/R  
INF • Wailuku, Hawai'i



**10**  
**PEYTON STOVALL**  
Jr. • 5-11 • 200 • L/R  
INF • Houghton, La.




**11**  
**JAEWOO CHO**  
Fr. • 6-3 • 220 • R/R  
RHP • Seoul, South Korea



**12**  
**JARED SPRAGUE-LOTT**  
Sr. • 6-0 • 195 • R/R  
INF • Philadelphia, Pa.



**13**  
**JAYSON JONES**  
So. • 6-2 • 215 • R/R  
INF/OF • Savannah, Texas




**14**  
**ROSS LOVICH**  
Sr. • 6-0 • 185 • L/L  
OF • Overland Park, Kan.



**16**  
**HUDSON POLK**  
Sr. • 6-1 • 210 • R/R  
C • Coppell, Texas



**17**  
**HUNTER GRIMES**  
R-Sr. • 6-1 • 185 • R/R  
OF • Kerrville, Texas



**18**  
**REESE ROBINETT**  
So. • 6-3 • 220 • L/R  
INF • Kennett, Mo.




**19**  
**WILL EDMANSON**  
Jr. • 6-1 • 195 • R/R  
OF • Luther, Okla.




**20**  
**GABE GAECKLE**  
Fr. • 6-0 • 195 • R/R  
RHP • Aptos, Calif.



**21**  
**MASON MOLINA**  
Jr. • 6-2 • 230 • R/L  
LHP • Rancho Santa Margarita, Calif.




**22**  
**TY WAID**  
Fr. • 6-2 • 225 • R/R  
INF/OF • Texarkana, Ark.



**24**  
**PEYTON HOLT**  
Sr. • 5-10 • 205 • R/R  
INF/OF • Greenwood, Ark.



**25**  
**BRADY TYGART**  
Jr. • 6-2 • 215 • R/R  
RHP • Hernando, Miss.



**26**  
**TATE MCGUIRE**  
Fr. • 6-3 • 210 • R/R  
RHP • Liberty, Mo.



**27**  
**RYDER HELFRICK**  
Fr. • 6-1 • 205 • R/R  
C • Discovery Bay, Calif.




**28**  
**KOTY FRANK**  
Grad. • 6-2 • 225 • R/R  
RHP • Tushka, Okla.




**31**  
**DYLAN CARTER**  
R-Jr. • 6-2 • 225 • R/R  
RHP • Bentonville, Ark.




**32**  
**HUNTER DIETZ**  
Fr. • 6-6 • 230 • R/L  
LHP • Trinity, Fla.




**33**  
**HAGEN SMITH**  
Jr. • 6-3 • 225 • L/L  
LHP • Bullard, Texas




**34**  
**DIEGO RAMOS**  
Fr. • 6-3 • 205 • S/R  
RHP • Vian, Okla.




**36**  
**PARKER COIL**  
So. • 6-3 • 190 • R/L  
LHP • Edmond, Okla.



**37**  
**JAKE FAHERTY**  
Jr. • 6-3 • 185 • R/R  
RHP • Georgetown, Ky.



**38**  
**COLIN FISHER**  
Fr. • 6-3 • 225 • L/L  
LHP • Noble, Okla.




**39**  
**TUCKER HOLLAND**  
Fr. • 6-6 • 235 • R/L  
LHP • Fayetteville, N.C.




**40**  
**BEN BYBEE**  
So. • 6-6 • 235 • R/R  
RHP • Overland Park, Kan.




**41**  
**WILL MCENTIRE**  
R-Sr. • 6-4 • 225 • L/R  
RHP • Bryant, Ark.




**43**  
**KADE SMITH**  
Fr. • 6-0 • 200 • R/R  
OF • Searcy, Ark.



**44**  
**PARKER ROWLAND**  
Sr. • 6-3 • 215 • S/R  
C • Tulsa, Okla.




**45**  
**GAGE WOOD**  
So. • 6-0 • 205 • R/R  
RHP • Batesville, Ark.



**46**  
**CHRISTIAN FOUTCH**  
So. • 6-3 • 230 • R/R  
RHP • Littleton, Colo.



**48**  
**COOPER DOSSETT**  
So. • 6-0 • 200 • R/R  
RHP • Springdale, Ark.




**49**  
**STONE HEWLETT**  
Sr. • 6-1 • 195 • L/L  
LHP • Leawood, Kan.



**51**  
**JACK SMITH**  
Fr. • 6-4 • 225 • L/L  
LHP • Moulton, Ala.




**55**  
**JOSH HYNEMAN**  
R-Fr. • 6-4 • 240 • R/R  
RHP • Jonesboro, Ark.




**61**  
**ADAM HACHMAN**  
Fr. • 6-5 • 245 • L/L  
LHP • Wentzville, Mo.




**2**  
**DAVE VAN HORN**  
Head Coach  
22nd Season



**30**  
**NATE THOMPSON**  
Assistant Coach  
7th Season



**47**  
**MATT HOBBS**  
Assistant Coach  
6th Season



**7**  
**BOBBY WERNES**  
Assistant Coach  
4th Season



**7**  
**CLAY GOODWIN**  
Director of Operations  
17th Season



| No. | Player             | Pos.   | Yr.   | Ht.  | Wt. | B/T | Hometown / High School / Previous School  |
|-----|--------------------|--------|-------|------|-----|-----|---|
| 1   | Ty Wilmsmeyer      | OF     | Grad. | 6-2  | 185 | R/R | Springfield, Mo. / Glendale HS / Missouri   |
| 3   | Nolan Souza        | INF    | Fr.   | 6-3  | 220 | L/R | Honolulu, Hawaii / Punahou School   |
| 4   | Jack Wagner        | INF/OF | Grad. | 6-0  | 210 | R/R | Wichita, Kan. / Maize South HS / Kansas / Tarleton State                          |
| 5   | Kendall Diggs      | OF     | Jr.   | 6-0  | 210 | L/R | Olathe, Kan. / Saint Thomas Aquinas HS  |
| 6   | Ben McLaughlin     | INF    | Sr.   | 6-3  | 210 | L/R | Golden, Colo. / Golden HS / Hutchinson CC   |
| 8   | Hudson White       | C      | Jr.   | 6-1  | 200 | R/R | Keller, Texas / Byron Nelson HS / Texas Tech                                      |
| 9   | Wehiwa Aloy        | INF    | So.   | 6-2  | 200 | R/R | Wailuku, Hawaii / H.P. Baldwin HS / Sacramento State                              |
| 10  | Peyton Stovall     | INF    | Jr.   | 5-11 | 200 | L/R | Haughton, La. / Haughton HS   |
| 11  | Jaewoo Cho         | RHP    | Fr.   | 6-3  | 220 | R/R | Seoul, South Korea / IMG Academy  |
| 12  | Jared Sprague-Lott | INF    | Sr.   | 6-0  | 195 | R/R | Philadelphia, Pa. / Springside Chestnut Hill Academy / Richmond                   |
| 13  | Jayson Jones       | INF/OF | So.   | 6-2  | 215 | R/R | Savannah, Texas / Braswell HS   |
| 14  | Ross Lovich        | OF     | Sr.   | 6-0  | 185 | L/L | Overland Park, Kan. / Blue Valley West HS / Missouri                              |
| 16  | Hudson Polk        | C      | Sr.   | 6-1  | 210 | R/R | Coppell, Texas / Coppell HS / Oklahoma  |
| 17  | Hunter Grimes      | OF     | R-Sr. | 6-1  | 185 | R/R | Kerrville, Texas / Tivy HS / UTSA / McLennan CC                                   |
| 18  | Reese Robinett     | INF    | So.   | 6-3  | 220 | L/R | Kennett, Mo. / Kennett HS   |
| 19  | Will Edmunson      | OF     | Jr.   | 6-1  | 195 | R/R | Luther, Okla. / Homeschool / Hutchinson CC  |
| 20  | Gabe Gaeckle       | RHP    | Fr.   | 6-0  | 195 | R/R | Aptos, Calif. / Aptos HS  |
| 21  | Mason Molina       | LHP    | Jr.   | 6-2  | 230 | R/L | Rancho Santa Margarita, Calif. / Trabuco Hills HS / Texas Tech                    |
| 22  | Ty Waid            | INF/OF | Fr.   | 6-2  | 225 | R/R | Texarkana, Ark. / Arkansas HS   |
| 24  | Peyton Holt        | INF/OF | Sr.   | 5-10 | 205 | R/R | Greenwood, Ark. / Greenwood HS / Crowder College                                  |
| 25  | Brady Tygart       | RHP    | Jr.   | 6-2  | 215 | R/R | Hernando, Miss. / Lewisburg HS  |
| 26  | Tate McGuire       | RHP    | Fr.   | 6-3  | 210 | R/R | Liberty, Mo. / Liberty North HS   |
| 27  | Ryder Helfrick     | C      | Fr.   | 6-1  | 205 | R/R | Discovery Bay, Calif. / Clayton Valley Charter HS                                 |
| 28  | Koty Frank         | RHP    | Grad. | 6-2  | 225 | R/R | Tushka, Okla. / Tushka HS / Eastern Oklahoma State College / Nebraska             |
| 31  | Dylan Carter       | RHP    | R-Jr. | 6-2  | 225 | R/R | Bentonville, Ark. / Bentonville West HS / Crowder College                         |
| 32  | Hunter Dietz       | LHP    | Fr.   | 6-6  | 230 | R/L | Trinity, Fla. / Calvary Christian HS  |
| 33  | Hagen Smith        | LHP    | Jr.   | 6-3  | 225 | L/L | Bullard, Texas / Bullard HS   |
| 34  | Diego Ramos        | RHP    | Fr.   | 6-3  | 205 | S/R | Vian, Okla. / Vian HS   |
| 36  | Parker Coil        | LHP    | So.   | 6-3  | 190 | R/L | Edmond, Okla. / Edmond Memorial HS  |
| 37  | Jake Faherty       | RHP    | Jr.   | 6-3  | 185 | R/R | Georgetown, Ky. / Great Crossing HS   |
| 38  | Colin Fisher       | LHP    | Fr.   | 6-3  | 225 | L/L | Noble, Okla. / Noble HS   |
| 39  | Tucker Holland     | LHP    | Fr.   | 6-6  | 235 | R/L | Fayetteville, N.C. / The Burlington School  |
| 40  | Ben Bybee          | RHP    | So.   | 6-6  | 235 | R/R | Overland Park, Kan. / Blue Valley Southwest HS                                    |
| 41  | Will McEntire      | RHP    | R-Sr. | 6-4  | 225 | L/R | Bryant, Ark. / Bryant HS  |
| 43  | Kade Smith         | OF     | Fr.   | 6-0  | 200 | R/R | Searcy, Ark. / Harding Academy  |
| 44  | Parker Rowland     | C      | Sr.   | 6-3  | 215 | S/R | Tulsa, Okla. / Bishop Kelley HS / Arkansas State / Eastern Oklahoma State College |
| 45  | Gage Wood          | RHP    | So.   | 6-0  | 205 | R/R | Batesville, Ark. / Batesville HS  |
| 46  | Christian Foutch   | RHP    | So.   | 6-3  | 230 | R/R | Littleton, Colo. / Chatfield Senior HS  |
| 48  | Cooper Dossett     | RHP    | So.   | 6-0  | 200 | R/R | Springdale, Ark. / Har-Ber HS   |
| 49  | Stone Hewlett      | LHP    | Sr.   | 6-1  | 195 | L/L | Leawood, Kan. / Rockhurst HS / Kansas   |
| 51  | Jack Smith         | LHP    | Fr.   | 6-4  | 225 | L/L | Moulton, Ala. / Hartselle HS  |
| 55  | Josh Hyneman       | RHP    | R-Fr. | 6-4  | 240 | R/R | Jonesboro, Ark. / Jonesboro HS  |
| 61  | Adam Hachman       | LHP    | Fr.   | 6-5  | 245 | L/L | Wentzville, Mo. / Timberland HS   |

**Coaches & Support Staff**

|                                      |  |
|--------------------------------------|--|
| Head Coach:                          | 2 Dave Van Horn, 22nd Season (Arkansas, 1988)                                |
| Assistant Coach:                     | 30 Nate Thompson, 7th Season (Dallas Baptist, 2006)                          |
| Assistant Coach:                     | 47 Matt Hobbs, 6th Season (Missouri, 2002)                                   |
| Assistant Coach:                     | 7 Bobby Wernes, 4th Season (Arkansas, 2016)                                  |
| Director of Operations:              | Clay Goodwin, 17th Season (Arkansas, 2005)                                   |
| Director of Strength & Conditioning: | Hunter Bell, 2nd Season (Arkansas-Monticello, 2018)                          |
| Director of Video & Scouting:        | Zach Barr, 7th Season (Arkansas, 2017)                                       |
| Director of Baseball Analytics:      | DJ Baxendale, 5th Season (Arkansas, 2019)                                    |
| Athletic Trainer:                    | Corey Wood, 13th Season (East Carolina, 2008)                                |
| Equipment Manager:                   | Mark Taylor, 33rd Season (Ouachita Baptist, 1988)                            |
| Graduate Manager:                    | John McElroy   |
| Student Managers:                    | Ryan Cleinmark, Bryson Halford, Owen Hoover, Zane Ramey, Matthew Schluterman |
| Sports Information Director:         | Oliver Grigg, 4th Season (Tulane, 2017)                                      |
| Academics Director:                  | Jonathan Burgess, 3rd Season (Central Arkansas, 2015)                        |
| Sport Administrator:                 | Kevin Trainor, 14th Season (Arkansas, 1994)                                  |
| Administrative Assistant:            | Kelly Moore, 21st Season (Arkansas, 2004)                                    |

**Pronunciation Guide**

|                                 |                    |
|---------------------------------|--------------------|
| <b>Wehiwa Aloy</b> .....        | veh-hee-vuh ah-loy |
| Hunter <b>Dietz</b> .....       | deets              |
| Cooper <b>Dossett</b> .....     | dah-set            |
| <b>Koty</b> Frank .....         | cody               |
| Gabe <b>Gaeckle</b> .....       | gack-uhl           |
| Adam <b>Hachman</b> .....       | hack-mann          |
| Ross <b>Lovich</b> .....        | low-vitch          |
| Nolan <b>Souza</b> .....        | sue-zuh            |
| Jared <b>Sprague-Lott</b> ..... | sprayg             |
| Brady <b>Tygart</b> .....       | ty-gurt            |
| Bobby <b>Wernes</b> .....       | wer-niss           |
| Ty <b>Wilmsmeyer</b> .....      | wilms-meyer        |



## THE STARTERS

**#8 HUDSON WHITE** C JR. **.268/.376/.408**

Has played in 20 games with 19 starts ... One homer and 10 RBI this season ... Hit a walk-off RBI double the 10th inning in the Razorbacks' series-clinching win against #8 LSU (March 29) ... Transfer from Texas Tech ... In 2023, played in 49 games with 44 starts ... Slashed .296/.397/.550 with 11 home runs and 49 RBI on the year ... Scored 39 runs ... Tallied 50 hits, including 10 doubles ... Drew 27 walks and was hit by four pitches ... 2-for-3 in stolen base attempts ... Recorded 10 multi-RBI games, including four games with two RBI, three games with three RBI, and three games with five or more RBI.

**#6 BEN McLAUGHLIN** 1B SR. **.295/.439/.466**

Has started all 26 games this season ... Three homers on the year ... Third on the Hogs in RBI (20) ... Team leader in walks (23) ... In 2023, played in 28 games with 21 starts, slashing .346/.442/.487 with two homers and 14 RBI ... Scored 12 runs on the year ... Racked up 27 hits, including three doubles and one triple ... Drew 11 walks and was hit by four pitches ... Eight multi-hit games, including one three-hit game, and three multi-RBI games ... Season-long seven-game hitting streak and 18-game reached base streak ... In SEC play, slashed .333/.460/.510 with two home runs and nine RBI over 16 games.

**#10 PEYTON STOVALL** 2B JR. **.364/.446/.636**

One of the Hogs' three team captains ... Has started all 14 games played in ... Four homers and 17 RBI through his 14 games ... Suffered a broken foot in a preseason scrimmage and missed first 12 games of the year ... Made his season debut against McNeese (March 9), hitting a three-run homer ... In 2023, started all 38 games played in at second before suffering a season-ending injury ... Slashed .253/.330/.393 with five homers and 31 RBI ... Racked up 38 hits, including four doubles and one triple.

**#12 JARED SPRAGUE-LOTT** 3B SR. **.296/.441/.437**

Has started all 20 games played in ... Two home runs and 10 RBI on the year ... Third on the team in walks (15) ... Transfer from Richmond ... In 2023, started all 53 games played in ... Slashed .314/.440/.582 with a team-leading 13 homers and 43 RBI ... Scored a team-high 60 runs ... Tallied 61 hits, including 13 doubles ... Drew 44 walks ... Added three stolen bases ... In Atlantic 10 play, slashed .348/.492/.630 with six homers and 19 RBI ... Team-leading 34 runs scored against conference opponents ... Had 32 hits, including eight doubles ... Drew 24 walks compared to just 14 strikeouts.

**#9 WEHIWA ALOY** SS SO. **.273/.381/.475**

Has started all 26 games ... Tied for the team lead in homers (6) this year ... Team leader in RBI (25) and stolen bases (5) ... First homer as a Hog was a grand slam against UCA (March 5) ... Hit his first home run in SEC play against Missouri (March 16) ... Transfer from Sacramento State ... In 2023, was a consensus Freshman All-American ... Played all 56 games with 55 starts ... Slashed .376/.427/.662 with 14 homers and 46 RBI ... Added 15 doubles and five triples ... One of three native-born Hawaiian student-athletes in Arkansas baseball history, including INF Rick Nomura (2015-16) and INF Nolan Souza (2024-pres.).

**#14 ROSS LOVICH** LF SR. **.289/.411/.511**

Has played in 17 games with 13 starts this season ... Two homers and 14 RBI on the year ... Tied for the team lead in triples (1) ... Transfer from Missouri ... In 2023, played in 28 games with 27 starts in the outfield, missing a handful of games due to injury ... Slashed .306/.383/.541 with four home runs and 20 RBI on the year ... Scored 30 runs ... Tallied 30 hits, including nine doubles and one triple ... Drew eight walks and was hit by six pitches.

**#1 TY WILMSMEYER** CF GRAD. **.258/.355/.318**

Has played in 21 games with 19 starts ... One homer and 12 RBI on the year ... Transfer from Missouri ... In 2023, started all 54 games for Tigers ... Slashed .311/.380/.482 with seven homers and 25 RBI ... Tied for the team lead in batting average (.311) ... Team leader in stolen bases, finishing 21-for-24 in attempts ... Scored 40 runs on the year ... Totaled 60 hits, including 10 doubles and one triple ... Ranked second on the Tigers in hits (60) and doubles (10).

**#5 KENDALL DIGGS** RF JR. **.289/.407/.577**

One of the Hogs' three team captains ... Has started all 26 games ... Team leader in hits (28), doubles (8), triples (1) and homers (6) ... Socked his first home run of the season against Murray State (March 2) ... In 2023, played in 58 games with 57 starts ... Slashed .299/.436/.547 with 12 homers and a team-high 63 RBI on the year ... Scored 51 runs, tied for second most on the Hogs ... Racked up the team's second-most hits (60), including 12 doubles and 1 triple ... Totaled 110 bases ... Drew a team-high 46 walks ... Plunked by six pitches ... Finished with 14 multi-hit games and a team-leading 17 multi-RBI games ... Season-long 13-game hitting streak ... Reached base in a team-leading 34 consecutive games ... In SEC play, posted a .291/.437/.495 slash line with four homers and a team-leading 33 RBI ... Drew a team-high 26 walks in conference action ... Named to the All-SEC Second Team at designated hitter/utility.

**#24 PEYTON HOLT** DH SR. **.327/.441/.388**

Has played in 18 games with 13 starts ... Tied for team lead in triples (1) ... In 2023, played in 31 games with 19 starts ... Slashed .392/.489/.581 with two homers and 17 RBI ... Scored 24 runs ... Totaled 29 hits, including four doubles and two triples ... Drew nine walks and was hit by five pitches ... Perfect 6-for-6 in stolen base attempts ... 10 multi-hit games and four multi-RBI games ... Season-long 10-game hitting streak and 13-game reached base streak ... In SEC play, played in 13 games with nine starts ... Slashed a jaw-dropping .441/.513/.647 with one home run and eight RBI over 34 at-bats against conference opponents ... Had 15 hits, including four doubles, and scored nine runs.

## THE BENCH

**#3 NOLAN SOUZA** INF FR.

Has played in 16 games with 14 starts as a true freshman ... Slashing .286/.444/.548 with three homers and nine RBI on the season ... 3-for-3 in stolen base attempts ... Attended Punahou High School in Honolulu, Hawaii ... Also played for the Hawai'i Tigers, where he was coached by former Razorback infielder Rick Nomura ... Ranked by Perfect Game as the No. 56 overall prospect and the No. 19 shortstop in the class of 2023 ... Rated the No. 1 overall prospect and the No. 1 shortstop in Hawai'i by Perfect Game ... One of three native-born Hawaiian student-athletes in Arkansas baseball history, including INF Rick Nomura (2015-16) and INF Wehiwa Aloy (2024-pres.).

**#4 JACK WAGNER** INF/OF GRAD.

Has played in seven games with five starts ... Slashing .300/.400/.700 with two homer and five RBI ... Hit his first SEC homer against #8 LSU (March 28) in his first SEC start ... Transfer from Tarleton State ... Started in 48 games ... Slashed .337/.451/.692 with a team-leading 15 home runs and a team-leading 56 RBI ... Led the Texans in triples (4), home runs (15), RBI (56), walks (28), on-base percentage (.451), slugging percentage (.692) and OPS (1.143) ... Totaled 58 hits on the year ... Had 14 multi-hit games and 13 multi-RBI games.

**#13 JAYSON JONES** OF SO.

Has played in 12 games with 11 starts ... Tied for second on the team in home runs (3) ... Fourth on the team in RBI (13) ... Hit a grand slam against Grambling (Feb. 27), finishing with a career-high six RBI ... In 2023, played in 20 games with 13 starts ... Slashed .196/.403/.370 with two homers and six RBI ... Nine hits, including two doubles ... Drew 14 walks ... 2-for-2 in stolen base attempts ... Two multi-hit games and two multi-RBI games ... Season-long four-game hitting streak and four-game reached base streak.

**#16 HUDSON POLK** C SR.

Has played in seven games (four starts) this season ... Slashing .188/.333/.375 with one homer and five RBI ... In his first at-bat of the year, hit a grand slam against Grambling (Feb. 27) ... In 2023, played in 26 games with 19 starts ... Slashed .190/.342/.310 with two homers and seven RBI ... Scored 10 runs ... Totaled 10 hits, including one double, to go along with eight walks and six hit-by-pitches on the year ... One multi-hit game and two multi-RBI games ... Season-long two-game hitting streak and four-game reached base streak.

**#19 WILL EDMUNSON** OF JR.

Has played in 19 games (11 starts) this year ... Slashing .283/.400/.413 with one homer and eight RBI ... Team leader in stolen bases (5) ... Transfer from Hutchinson CC ... First Blue Dragon to be named Kansas Jayhawk Community College Conference West MVP since 2019 ... Played in 58 games, slashing a team-leading .454/.534/.741 with 11 home runs and 51 RBI over 205 at-bats ... First Blue Dragon to win the Jayhawk Conference batting title since 2017 ... Totaled 93 hits, including 18 doubles and four triples ... Scored 78 runs.

**#27 RYDER HELFRICK** C FR.

Has played in 10 games (eight starts) as a true freshman ... Slashing .154/.333/.385 this season with two homers and two RBI ... First collegiate hit was a solo home run against James Madison (Feb. 17) on his birthday ... In his first SEC at-bat, clobbered a game-winning, ninth-inning solo homer at #23 Auburn (March 22) ... Attended Clayton Valley Charter High School in Concord, Calif. ... Ranked by Perfect Game as the No. 33 overall prospect and the No. 3 catcher in the class of 2023 ... Rated the No. 7 overall prospect and the No. 2 catcher in California by Perfect Game.

**#44 PARKER ROWLAND** C SR.

Has played in six games (five starts) this season ... In 2023, played in 46 games with 42 starts ... Slashed .182/.293/.238 with two homers and 19 RBI on the year ... Scored 21 runs ... Totaled 26 hits, including a pair of doubles ... Drew 21 walks and was hit by two pitches ... Four multi-hit games and five multi-RBI games ... Season-long three-game hitting streak and four-game reached base streak.



ON THE MOUND



TUESDAY

#38 LHP COLIN FISHER

FR.

4-1, 2.50 ERA, 18.0 IP, 3 BB, 20 SO

Last Start: vs. Oral Roberts (March 12), 3.0 IP, 3 H, 0 R, 0 ER, 1 BB, 4 SO

Has made seven appearances, including four starts, on the mound ... Made his collegiate debut in a start against James Madison (Feb. 19), twirling five shutout innings with four strikeouts to earn his first collegiate win ... Second appearance came in relief against Oklahoma State (Feb. 24) in the Kubota College Baseball Series at Globe Life Field, where he struck out six over 2.1 innings ... Six-strikeout performance against the Cowboys contributed to the Razorback pitching staff's 25 total strikeouts that broke the program record of 23, which was set one night earlier in Arkansas' win over No. 7 Oregon State (Feb. 23) ... Named the SEC Co-Freshman of the Week (Week 2) for his strong effort ... Earned his second collegiate win in a midweek start against Grambling (Feb. 27), striking out one in a scoreless inning of work ... Improved to 3-1 on the year after firing three innings of two-run ball with four strikeouts against UCA (March 5) ... Earned his fourth win in a start against Oral Roberts (March 12), spinning three scoreless innings with four strikeouts ... Before Arkansas, attended Noble High School in Noble, Okla. ... Ranked by Perfect Game as the No. 409 overall prospect and the No. 58 left-handed pitcher in the class of 2023 ... Rated the No. 5 overall prospect and the No. 2 left-handed pitcher in Oklahoma by Perfect Game ... Ranked by Prep Baseball Report as the No. 287 overall prospect and the No. 46 left-handed pitcher in the class of 2023 ... Rated the No. 5 overall prospect and the No. 2 left-handed pitcher in Oklahoma by Prep Baseball Report ... 2023 Perfect Game Preseason All-American - West Region Honorable Mention ... 2021 Prep Baseball Report Future Games participant.

PITCHER BREAKDOWN

|           | W-L-S  | ERA  | IP    | H  | R  | ER | BB | SO  |
|-----------|--------|------|-------|----|----|----|----|-----|
| Starters  | 16-0-0 | 2.18 | 115.1 | 66 | 28 | 28 | 46 | 186 |
| Relievers | 7-3-14 | 3.16 | 114.0 | 94 | 45 | 40 | 30 | 148 |

THE HOG PEN

| Pitcher            | Last App.   | IP  | H | R | ER | BB | SO | HR | RI/S | RI/S         | SV        | ---- Season Totals ---- |            |
|--------------------|-------------|-----|---|---|----|----|----|----|------|--------------|-----------|-------------------------|------------|
|                    |             |     |   |   |    |    |    |    |      |              |           | Ret./                   | 1BF (BB)   |
| Dylan Carter       | LR (3/26)   | 2.0 | 0 | 0 | 0  | 0  | 0  | 0  | 0/0  | 1/0          | 0         | 3/3                     | (0)        |
| Parker Coil        | MCN (3/10)  | 1.1 | 4 | 1 | 1  | 0  | 3  | 0  | 0/0  | 0/0          | 0         | 1/3                     | (0)        |
| Hunter Dietz       | LSU (3/30)  | 0.2 | 1 | 0 | 0  | 1  | 1  | 0  | 0/0  | 0/0          | 0         | 0/1                     | (1)        |
| Cooper Dossett     | AUB (3/23)  | 0.0 | 2 | 2 | 2  | 0  | 0  | 1  | 0/0  | 3/0          | 0         | 5/6                     | (0)        |
| Jake Faherty       | MCN (3/10)  | 0.1 | 1 | 0 | 0  | 2  | 1  | 0  | 0/0  | 4/3          | 1         | 1/4                     | (1)        |
| Colin Fisher       | AUB (3/23)  | 2.2 | 4 | 2 | 2  | 0  | 1  | 0  | 3/2  | 4/3          | 0         | 1/3                     | (0)        |
| Christian Foutch   | LSU (3/29)  | 2.0 | 0 | 0 | 0  | 0  | 1  | 0  | 3/1  | 6/1          | 0         | 4/5                     | (0)        |
| Koty Frank         | LSU (3/30)  | 3.0 | 2 | 1 | 1  | 0  | 2  | 1  | 1/0  | 11/2         | 3         | 10/12                   | (0)        |
| Gabe Gaeckle       | LSU (3/29)  | 2.2 | 2 | 0 | 0  | 0  | 3  | 0  | 0/0  | 11/1         | 5         | 9/10                    | (0)        |
| Stone Hewlett      | LSU (3/29)  | 0.1 | 0 | 0 | 0  | 0  | 1  | 0  | 1/0  | 7/0          | 1         | 10/11                   | (0)        |
| Will McEntire      | LSU (3/30)  | 1/1 | 1 | 0 | 0  | 1  | 1  | 0  | 3/0  | 8/0          | 3         | 11/12                   | (0)        |
| Tate McGuire       | GRAM (2/27) | 1.0 | 3 | 1 | 1  | 0  | 3  | 0  | 0/0  | 0/0          | 0         | 2/2                     | (0)        |
| Gage Wood          | AUB (3/22)  | 0.2 | 2 | 0 | 0  | 0  | 2  | 0  | 1/0  | 6/4          | 1         | 6/8                     | (1)        |
| <b>TEAM TOTALS</b> |             |     |   |   |    |    |    |    |      | <b>61/13</b> | <b>14</b> | <b>63/80</b>            | <b>(3)</b> |


**Bulpen Notes:** Six Arkansas pitchers have recorded at least one save this season: Gabe Gaeckle (5), Koty Frank (3), Will McEntire (2), Jake Faherty (1), Stone Hewlett (1), Gage Wood (1) ... Arkansas relievers have recorded nine multi-inning saves this season ... Gabe Gaeckle has a team-leading four multi-inning saves: 1.2 IP vs. Murray State (March 1), 2.0 IP vs. UCA (March 5), 2.2 IP vs. McNeese (March 10), 1.1 IP vs. Oral Roberts (March 12) ... Koty Frank has two multi-inning saves: 2.1 IP vs. JMU (Feb. 17), 2.2 IP vs. McNeese (March 9) ... Will McEntire has two multi-inning saves: 3.2 IP vs. Murray State (March 3), 1.1 IP vs. #8 LSU (March 30) ... Gage Wood has one multi-inning save: 2.1 IP vs. JMU (Feb. 16) ... Razorback relievers have combined to inherit 61 runners and allow just 13 (21.3%) to score this season ... Arkansas relievers have combined to retire 63-of-80 first batters faced (78.8%), issuing only a combined three walks to the first batters faced.



Gabe Gaeckle is the Razorbacks' leader in saves (5) this season. The true freshman right-hander boasts a 3.71 ERA and 24 strikeouts in 17.0 innings of relief work over nine games.



Will McEntire has thrown a team-high 31.1 innings in relief, owning a 2-0 record with a 1.93 ERA and three saves. The right-hander has struck out 41 and walked just six this season.



Gage Wood, who was the Hogs' closer as a true freshman in 2023, has a 2-0 record with a 2.79 ERA, one save and 15 strikeouts in 9.2 relief innings over eight games this season.



## RECORD RUNDOWN

|                                       |       |
|---------------------------------------|-------|
| Overall                               | 23-3  |
| vs. top-5 teams                       | 0-0   |
| vs. top-10 teams                      | 4-0   |
| vs. top-25 teams                      | 6-1   |
| vs. unranked teams                    | 17-2  |
| At home                               | 19-1  |
| On the road                           | 2-1   |
| At neutral sites                      | 2-1   |
| In day games                          | 17-2  |
| In night games                        | 6-1   |
| In extra innings                      | 1-1   |
| In white uniforms                     | 6-0   |
| In cardinal uniforms                  | 6-0   |
| In cream uniforms                     | 4-1   |
| In grey uniforms                      | 2-2   |
| In pinstripe uniforms                 | 5-0   |
| vs. teams over .500                   | 15-2  |
| vs. teams .500 or worse               | 7-1   |
| vs. right-handed starter              | 17-3  |
| vs. left-handed starter               | 6-0   |
| vs. both-handed starter               | 0-0   |
| When starter receives decision        | 16-0  |
| When reliever receives decision       | 7-3   |
| When starter goes 5+ innings          | 12-2  |
| When starter goes less than 5 innings | 11-1  |
| When scoring first                    | 16-3  |
| When scoring in 1st inning            | 8-1   |
| When opponent scores first            | 7-0   |
| When leading after 6 innings          | 21-1  |
| When trailing after 6 innings         | 1-1   |
| When tied after 6 innings             | 1-1   |
| When leading after 7 innings          | 18-1  |
| When trailing after 7 innings         | 0-2   |
| When tied after 7 innings             | 2-0   |
| When leading after 8 innings          | 15-1  |
| When trailing after 8 innings         | 0-2   |
| When tied after 8 innings             | 2-0   |
| In one-run games                      | 5-1   |
| In two-run games                      | 6-1   |
| In five-run or more games             | 9-0   |
| In run-rule games                     | 6-0   |
| Weekend series W-L-T                  | 6-0-0 |
| Weekend series sweeps/times swept     | 4/0   |
| When scoring 10+ runs                 | 6-0   |
| Shutouts/times shut out               | 5-0   |
| When opponent scores 5 runs or less   | 22-1  |
| When opponent scores 6 runs or more   | 1-2   |
| When collecting 0-3 hits              | 0-0   |
| When collecting 4-6 hits              | 6-0   |
| When collecting 7-9 hits              | 9-1   |
| When collecting 10-12 hits            | 5-2   |
| When collecting 13+ hits              | 3-0   |
| When out-hitting opponent             | 16-1  |
| When out-hit by opponent              | 4-0   |
| When hits are equal                   | 3-2   |
| When hitting a home run               | 17-1  |
| When opponent hits a home run         | 9-2   |
| When errorless                        | 15-0  |
| When committing one error             | 4-2   |
| When committing 2 errors              | 3-1   |
| When committing 3+ errors             | 1-0   |
| When opponent is errorless            | 6-1   |
| vs. SEC opponents                     | 8-1   |
| vs. SEC East opponents                | 3-0   |
| vs. SEC West opponents                | 5-1   |
| vs. non-conference opponents          | 15-2  |
| In midweek games                      | 4-0   |
| In rubber games                       | 0-0   |
| Game 1 of weekend series              | 6-0   |
| Game 2 of weekend series              | 6-0   |
| Game 3 of weekend series              | 4-2   |
| Game 4 of weekend series              | 1-0   |
| In February                           | 6-2   |
| In March                              | 17-1  |
| In April                              | 0-0   |
| In May                                | 0-0   |
| In June                               | 0-0   |

## MULTI-HIT GAMES

| Name               | 2         | 3         | 4        | 5+       | Total     |
|--------------------|-----------|-----------|----------|----------|-----------|
| Kendall Diggs      | 8         | -         | -        | -        | 8         |
| Ben McLaughlin     | 6         | -         | 1        | -        | 7         |
| Jared Sprague-Lott | 6         | 1         | -        | -        | 7         |
| Peyton Stovall     | 6         | 1         | -        | -        | 7         |
| Wehiwa Aloy        | 5         | 1         | -        | -        | 6         |
| Peyton Holt        | 3         | 1         | -        | -        | 4         |
| Ross Lovich        | 3         | 1         | -        | -        | 4         |
| Hudson White       | 3         | 1         | -        | -        | 4         |
| Ty Wilmsmeyer      | 3         | 1         | -        | -        | 4         |
| Will Edmunson      | 2         | 1         | -        | -        | 3         |
| Nolan Souza        | 1         | 2         | -        | -        | 3         |
| Jayson Jones       | 1         | -         | -        | -        | 1         |
| <b>TEAM</b>        | <b>47</b> | <b>10</b> | <b>1</b> | <b>-</b> | <b>58</b> |

## CAREER MULTI-HIT GAMES

| Name               | '19 | '20 | '21 | '22 | '23 | '24 | Total |
|--------------------|-----|-----|-----|-----|-----|-----|-------|
| Jared Sprague-Lott | -   | -   | 10  | 17  | 20  | 7   | 54    |
| Ty Wilmsmeyer      | -   | -   | 2   | 14  | 20  | 4   | 40    |
| Wehiwa Aloy        | -   | -   | -   | -   | 30  | 6   | 36    |
| Peyton Stovall     | -   | -   | -   | 18  | 10  | 7   | 35    |
| Hudson White       | -   | -   | -   | 14  | 12  | 4   | 30    |
| Jack Wagner        | 3   | 2   | 6   | -   | 14  | -   | 25    |
| Kendall Diggs      | -   | -   | -   | 2   | 14  | 8   | 24    |
| Ross Lovich        | -   | -   | 1   | 9   | 7   | 4   | 21    |
| Ben McLaughlin     | -   | -   | -   | -   | 8   | 7   | 15    |
| Peyton Holt        | -   | -   | -   | -   | 10  | 4   | 14    |
| Hunter Grimes      | 6   | -   | -   | -   | 1   | -   | 7     |
| Parker Rowland     | -   | -   | 2   | -   | 4   | -   | 6     |
| Jayson Jones       | -   | -   | -   | -   | 2   | 1   | 3     |
| Will Edmunson      | -   | -   | -   | -   | -   | 3   | 3     |
| Nolan Souza        | -   | -   | -   | -   | -   | 3   | 3     |
| Hudson Polk        | -   | -   | -   | 1   | 1   | -   | 2     |
| Reese Robinett     | -   | -   | -   | -   | 1   | -   | 1     |

## MULTI-RBI GAMES

| Name               | 2         | 3         | 4        | 5+       | Total     |
|--------------------|-----------|-----------|----------|----------|-----------|
| Kendall Diggs      | 5         | 1         | -        | -        | 6         |
| Wehiwa Aloy        | 1         | 1         | 3        | -        | 5         |
| Ross Lovich        | 3         | 1         | 1        | -        | 5         |
| Ben McLaughlin     | 2         | 3         | -        | -        | 5         |
| Peyton Stovall     | 3         | 2         | -        | -        | 5         |
| Jayson Jones       | 2         | -         | -        | 1        | 3         |
| Nolan Souza        | 1         | 2         | -        | -        | 3         |
| Jared Sprague-Lott | 2         | 1         | -        | -        | 3         |
| Ty Wilmsmeyer      | 1         | 1         | -        | 1        | 3         |
| Hudson White       | 2         | -         | -        | -        | 2         |
| Will Edmunson      | 1         | -         | -        | -        | 1         |
| Ryder Helfrick     | 1         | -         | -        | -        | 1         |
| Hudson Polk        | -         | -         | 1        | -        | 1         |
| Jack Wagner        | 1         | -         | -        | -        | 1         |
| <b>TEAM</b>        | <b>25</b> | <b>12</b> | <b>5</b> | <b>2</b> | <b>44</b> |

## HITTING STREAKS

| Name               | Longest | Current |
|--------------------|---------|---------|
| Kendall Diggs      | 11      | -       |
| Wehiwa Aloy        | 9       | 9       |
| Jared Sprague-Lott | 8       | -       |
| Ben McLaughlin     | 7       | -       |
| Peyton Stovall     | 6       | 6       |
| Peyton Holt        | 5       | -       |
| Jack Wagner        | 4       | 4       |
| Ross Lovich        | 4       | -       |
| Jayson Jones       | 4       | -       |
| Hudson White       | 4       | 4       |
| Will Edmunson      | 4       | 1       |
| Ty Wilmsmeyer      | 3       | 3       |
| Nolan Souza        | 3       | -       |
| Parker Rowland     | 2       | -       |
| Hudson Polk        | 2       | -       |
| Ryder Helfrick     | 1       | 1       |

## REACHED BASE STREAKS

| Name               | Longest | Current |
|--------------------|---------|---------|
| Wehiwa Aloy        | 16      | 16      |
| Peyton Stovall     | 14      | 14      |
| Ben McLaughlin     | 13      | -       |
| Kendall Diggs      | 12      | 5       |
| Nolan Souza        | 11      | 2       |
| Jared Sprague-Lott | 9       | 5       |
| Ty Wilmsmeyer      | 7       | 3       |
| Jayson Jones       | 7       | -       |
| Peyton Holt        | 5       | 1       |
| Hudson White       | 5       | 4       |
| Will Edmunson      | 5       | 1       |
| Ross Lovich        | 5       | 3       |
| Parker Rowland     | 5       | -       |
| Jack Wagner        | 4       | 4       |
| Ryder Helfrick     | 3       | 3       |
| Hudson Polk        | 2       | -       |

## CAREER HOME RUNS

| Name               | Solo | 2R | 3R | GS | Total |
|--------------------|------|----|----|----|-------|
| Jared Sprague-Lott | 11   | 8  | 3  | -  | 22    |
| Kendall Diggs      | 8    | 4  | 7  | 2  | 21    |
| Wehiwa Aloy        | 13   | 3  | 2  | 2  | 20    |
| Hudson White       | 10   | 5  | 3  | 1  | 19    |
| Jack Wagner        | 7    | 9  | 3  | -  | 19    |
| Peyton Stovall     | 7    | 6  | 1  | 1  | 15    |
| Ross Lovich        | 8    | 1  | 2  | -  | 11    |
| Ty Wilmsmeyer      | 4    | 3  | 3  | -  | 10    |
| Jayson Jones       | 2    | 2  | -  | 1  | 5     |
| Ben McLaughlin     | 3    | 1  | 1  | -  | 5     |
| Hunter Grimes      | 4    | -  | -  | -  | 4     |
| Hudson Polk        | 1    | 2  | -  | 1  | 4     |
| Nolan Souza        | 2    | 1  | -  | -  | 3     |
| Ryder Helfrick     | 2    | -  | -  | -  | 2     |
| Peyton Holt        | 1    | -  | 1  | -  | 2     |
| Reese Robinett     | 1    | -  | 1  | -  | 2     |
| Will Edmunson      | 1    | -  | -  | -  | 1     |

## HOME RUN BREAKDOWN

|   |      |
|---|------|
| Total                                       | 37   |
| at Baum-Walker Stadium                      | 32   |
| on the Road                                 | 5    |
| Neutral Site                                | 0    |
| vs. RHP                                     | 33   |
| vs. LHP                                     | 4    |
| w/ 0 Outs                                   | 13   |
| w/ 1 Out                                    | 15   |
| w/ 2 Outs                                   | 9    |
| Solo  | 20   |
| Two-Run                                     | 6    |
| Three-Run                                   | 7    |
| Grand Slam                                  | 4    |
| Leadoff                                     | 6    |
| Back-To-Back                                | 5    |
| Walk-Off                                    | 1    |
| Pinch-Hit                                   | 0    |
| Before 7th Inning                           | 32   |
| 7th Inning and Beyond                       | 5    |
| Current Streak of Consecutive Games with HR | 1    |
| Longest Streak of Consecutive Games with HR | 11   |
| Opponent HR Total                           | 18   |
| Last HR Given Up                            | Solo |
| Current Streak of No HR Allowed             | 0    |
| Longest Stretch without HR Allowed          | 3    |

## COMEBACKS

defined as any win when trailing after an inning

| Date / Opponent          | Score (Inn.) | Final  |
|--------------------------|--------------|--------|
| Feb. 16 / JMU            | 2-3 (1)      | W, 6-4 |
| March 1 / Murray State   | 0-1 (1)      | W, 5-1 |
| March 3 / Murray State   | 0-1 (2)      | W, 5-3 |
| March 5 / UCA            | 0-1 (2)      | W, 9-7 |
| March 22 / at #23 Auburn | 4-5 (6)      | W, 6-5 |
| March 30 / #8 LSU        | 1-3 (3)      | W, 7-5 |

## BLOWN LEADS

defined as any loss when leading after an inning

| Date / Opponent          | Score (Inn.) | Final       |
|--------------------------|--------------|-------------|
| Feb. 18 / James Madison  | 2-0 (3)      | L, 7-3      |
| Feb. 24 / Oklahoma State | 1-0 (8)      | L, 2-1 (14) |
| March 23 / at #23 Auburn | 4-1 (5)      | L, 8-6      |



**TEAM GAME HIGHS**

**Team Batting**

|                  |    |   |
|------------------|----|---|
| At bats:         | 52 | vs. Oklahoma State (Feb. 24 in Arlington, Texas)  |
| Runs scored:     | 21 | vs. Grambling (Feb. 27)                           |
| Hits:            | 20 | vs. Grambling (Feb. 27)                           |
| RBI:             | 19 | vs. Grambling (Feb. 27)                           |
| Doubles:         | 6  | vs. James Madison (Feb. 18)                       |
|                  | 6  | vs. Grambling (Feb. 27)                           |
| Triples:         | 1  | vs. #7 Oregon State (Feb. 23 in Arlington, Texas) |
|                  | 1  | vs. Missouri (March 16)                           |
|                  | 1  | at #23 Auburn (March 23)                          |
| Home runs:       | 4  | vs. McNeese [DH-2] (March 9)                      |
|                  | 4  | vs. Missouri (March 15)                           |
|                  | 4  | vs. Little Rock (March 26)                        |
| Total bases:     | 35 | vs. Grambling (Feb. 27)                           |
| Walks:           | 11 | vs. #8 LSU (March 28)                             |
| Strikeouts:      | 14 | vs. Oklahoma State (Feb. 24 in Arlington, Texas)  |
|                  | 14 | vs. #8 LSU (March 29)                             |
| Sac hits:        | 2  | vs. Oral Roberts (March 12)                       |
| Sac flies:       | 2  | vs. Missouri (March 17)                           |
| Stolen bases:    | 4  | vs. Murray State (March 1)                        |
| Hit by pitch:    | 4  | vs. #7 Oregon State (Feb. 23 in Arlington, Texas) |
|                  | 4  | vs. Michigan (Feb. 25 in Arlington, Texas)        |
|                  | 4  | vs. Little Rock (March 26)                        |
| Caught stealing: | 1  | at #23 Auburn (March 21)                          |
| Runners LOB:     | 15 | vs. Oklahoma State (Feb. 24 in Arlington, Texas)  |
| Hit into DP:     | 3  | vs. Michigan (Feb. 25 in Arlington, Texas)        |

**Fielding**

|               |    |  |
|---------------|----|--|
| Putouts:      | 40 | vs. Oklahoma State (Feb. 24 in Arlington, Texas) |
| Assists:      | 12 | vs. Missouri (March 17)                          |
| Errors:       | 4  | vs. Michigan (Feb. 25 in Arlington, Texas)       |
| Passed balls: | 1  | vs. James Madison (Feb. 16)                      |
|               | 1  | vs. Oklahoma State (Feb. 24 in Arlington, Texas) |
|               | 1  | vs. Murray State (March 1)                       |
| DPs turned:   | 3  | vs. #8 LSU (March 30)                            |

**Pitching**

|                  |      |  |
|------------------|------|--|
| Innings pitched: | 13.1 | vs. Oklahoma State (Feb. 24 in Arlington, Texas) |
| Runs allowed:    | 8    | at #23 Auburn (March 23)                         |
| Earned runs:     | 8    | at #23 Auburn (March 23)                         |
| Walks allowed:   | 7    | vs. Oklahoma State (Feb. 24 in Arlington, Texas) |
| Strikeouts:      | 25   | vs. Oklahoma State (Feb. 24 in Arlington, Texas) |
| Hits allowed:    | 10   | vs. James Madison (Feb. 18)                      |
|                  | 10   | at #23 Auburn (March 22)                         |
|                  | 10   | at #23 Auburn (March 23)                         |
| Doubles allowed: | 4    | at #23 Auburn (March 22)                         |
| Triples allowed: | 1    | vs. McNeese (March 10)                           |
| Homers allowed:  | 4    | vs. #8 LSU (March 30)                            |
| Wild pitches:    | 3    | vs. James Madison (Feb. 18)                      |
| Hit batters:     | 3    | vs. James Madison (Feb. 17)                      |
|                  | 3    | vs. UCA (March 5)                                |
|                  | 3    | vs. McNeese [DH-2] (March 9)                     |

**INDIVIDUAL GAME HIGHS**

**Individual Batting**

|                  |   |   |
|------------------|---|---|
| At bats:         | 7 | Wehiwa Aloy vs. Oklahoma State (Feb. 24 in Arlington, Texas)  |
| Runs scored:     | 4 | Peyton Holt vs. Grambling (Feb. 27)                           |
| Hits:            | 4 | Ben McLaughlin vs. McNeese (March 10)                         |
| RBI:             | 6 | Jayson Jones vs. Grambling (Feb. 27)                          |
| Doubles:         | 2 | (5 times)   |
| Triples:         | 1 | Peyton Holt vs. #7 Oregon State (Feb. 23 in Arlington, Texas) |
|                  | 1 | Ross Lovich vs. Missouri (March 16)                           |
|                  | 1 | Kendall Diggs at #23 Auburn (March 23)                        |
| Home runs:       | 2 | Jayson Jones vs. Grambling (Feb. 27)                          |
|                  | 2 | Nolan Souza vs. Missouri (March 15)                           |
| Total bases:     | 9 | Nolan Souza vs. Missouri (March 15)                           |
| Walks:           | 3 | (5 times)   |
| Strikeouts:      | 3 | (6 times)   |
| Sac hits:        | 1 | (6 times)   |
| Sac flies:       | 1 | (9 times)   |
| Stolen bases:    | 1 | (23 times)  |
| Hit by pitch:    | 2 | Ryder Helfrick vs. Little Rock (March 26)                     |
| Caught stealing: | 1 | (6 times)   |
| Runners LOB:     | 5 | Wehiwa Aloy vs. Murray State (March 2)                        |

**Fielding**

|               |    |   |
|---------------|----|---|
| Putouts:      | 24 | Ryder Helfrick vs. Oklahoma State (Feb. 24 in Arlington, Texas)     |
| Assists:      | 6  | Peyton Stovall at #23 Auburn (March 23)                             |
|               | 6  | Peyton Stovall vs. #8 LSU (March 29)                                |
| Errors:       | 2  | Jared Sprague-Lott vs. Oklahoma State (Feb. 24 in Arlington, Texas) |
|               | 2  | Jared Sprague-Lott vs. Michigan (Feb. 25 in Arlington, Texas)       |
|               | 2  | Parker Rowland at #23 Auburn (March 22)                             |
| Passed balls: | 1  | Hudson White vs. James Madison (Feb. 16)                            |
|               | 1  | Ryder Helfrick vs. Oklahoma State (Feb. 24 in Arlington, Texas)     |
|               | 1  | Hudson White vs. Murray State (March 1)                             |

**Pitching**

|                  |     |   |
|------------------|-----|---|
| Innings pitched: | 6.0 | (6 times)   |
| Runs allowed:    | 4   | Parker Coil vs. James Madison (Feb. 17)                       |
|                  | 4   | Mason Molina vs. McNeese (March 10)                           |
|                  | 4   | Brady Tygart vs. #8 LSU (March 30)                            |
| Earned runs:     | 4   | Parker Coil vs. James Madison (Feb. 17)                       |
|                  | 4   | Mason Molina vs. McNeese (March 10)                           |
|                  | 4   | Brady Tygart vs. #8 LSU (March 30)                            |
| Walks allowed:   | 5   | Brady Tygart at #23 Auburn (March 22)                         |
| Strikeouts:      | 17  | Hagen Smith vs. #7 Oregon State (Feb. 23 in Arlington, Texas) |
| Hits allowed:    | 7   | Mason Molina vs. #8 LSU (March 29)                            |
| Doubles allowed: | 2   | Koty Frank at #23 Auburn (March 22)                           |
|                  | 2   | Will McEntire vs. #8 LSU (March 28)                           |
| Triples allowed: | 1   | Gage Wood vs. McNeese (March 10)                              |
| Homers allowed:  | 3   | Brady Tygart vs. #8 LSU (March 30)                            |
| Wild pitches:    | 1   | (11 times)  |
| Hit batters:     | 3   | Brady Tygart vs. James Madison (Feb. 17)                      |
|                  | 3   | Brady Tygart vs. McNeese [DH-2] (March 9)                     |



**Hagen Smith** struck out 17 batters in six scoreless innings to tie the Razorbacks' single-game strikeout record in a start against #7 Oregon State (Feb. 23) in the Kubota College Baseball Series at Globe Life Field in Arlington, Texas. Each of Smith's first 15 outs were strikeouts, and 17 of the 18 outs he recorded came via strikeout in his dominant start against the nationally-ranked Beavers.



THE LAST TIME AN ARKANSAS PLAYER...

Table listing various baseball statistics and the last time an Arkansas player achieved them, including categories like hits, doubles, home runs, strikeouts, and errors.





THE LAST TIME AN ARKANSAS TEAM...

|   |   |
|---|---|
| Scored 10 runs  | vs. Texas A&M, April 28, 2023   |
| Scored 11 runs  | vs. Little Rock, March 26, 2024   |
| Scored 12 runs  | vs. SEMO, March 21, 2023  |
| Scored 13 runs  | vs. Santa Clara (NCAA Regional), June 2, 2023   |
| Scored 14 runs  | at Mississippi State, May 6, 2023   |
| Scored 15 runs  | vs. James Madison, Feb. 17, 2024  |
| Scored 16 runs  | vs. Omaha, March 28, 2023   |
| Scored 17 runs  | vs. #2 Stanford (College World Series), June 18, 2022   |
| Scored 18 runs  | vs. McNeese, March 10, 2024   |
| Scored 19 runs  | vs. Northwestern State, April 23, 2019  |
| Scored 20 runs  | at #6 Oklahoma State (NCAA Regional), June 4, 2022  |
| Scored 21 runs  | vs. Grambling, Feb. 27, 2024  |
| Scored 22 runs  | vs. Louisiana Tech, Feb. 14, 2004   |
| Scored 23 runs  | Never   |
| Scored 24 runs  | Missouri Southern, Feb. 11, 1998  |
| Scored 25 runs  | Missouri Southern, Feb. 4, 2001   |
| Scored 26 runs  | vs. UA Pine Bluff, April 14, 2021   |
| Scored 27 runs  | Never   |
| Scored 28 runs  | vs. Wisconsin-Milwaukee (2), Feb. 18, 2007  |
| Scored 29 runs  | Morningside, April 6, 1968  |
| Scored 30 runs  | at South Carolina, March 30, 1997   |
| Scored 32 runs  | 32 vs. Bucknell, Feb. 17, 2018  |
| Scored 33 runs  | 33 vs. Southwest Baptist, March 21, 1984  |
|   |   |
| Had 10 hits   | vs. #8 LSU, March 28, 2024  |
| Had 11 hits   | vs. Murray State, March 2, 2024   |
| Had 12 hits   | vs. McNeese, March 10, 2024   |
| Had 13 hits   | vs. UCA, April 18, 2023   |
| Had 14 hits   | vs. McNeese [DH-2], March 9, 2024   |
| Had 15 hits   | at Ole Miss [DH-1], April 7, 2023   |
| Had 16 hits   | vs. #25 Auburn (College World Series), June 21, 2022  |
| Had 17 hits   | vs. #16 NC State (NCAA Super Regional), June 11, 2021   |
| Had 18 hits   | vs. South Alabama, March 7, 2020  |
| Had 19 hits   | vs. UCA, April 5, 2022  |
| Had 20 hits   | vs. Grambling, Feb. 27, 2024  |
| Had 21 hits   | vs. #2 Stanford (College World Series), June 18, 2022   |
| Had 22 hits   | at #6 Vanderbilt, April 14, 2019  |
| Had 23 hits   | Centenary, March 31, 1999   |
| Had 24 hits   | Georgia, March 17, 2001   |
| Had 25 hits   | at Centenary, March 23, 2005  |
| Had 26-29 hits  | 28 at South Carolina, March 30, 1997  |
| Had 30 hits   | vs. Saint Louis, April 7, 2010  |
| Had 31+ hits  | 32 vs. Southwest Baptist, March 21, 1984  |
|   |   |
| Hit four home runs in a game  | 4 - Peyton Stovall (1), Wehiwa Aloy (1), Jack Wagner (1), Will Edmunson (1) vs. Little Rock, March 26, 2024                                   |
| Hit five home runs in a game  | 5 - Jalen Battles (1), Christian Franklin (1), Cullen Smith (1), Cayden Wallace (1), Braydon Webb (1) vs. NJIT (NCAA Regional), June 4, 2021  |
| Hit six home runs in a game   | 6 - Luke Bonfield (1), Dominic Fletcher (1), Jared Gates (1), Grant Koch (1), Casey Martin (1), Carson Shaddy (1) vs. Bucknell, Feb. 17, 2018 |
| Hit seven home runs in a game   | 7 - Robert Moore (2), Jalen Battles (1), Chris Lanzilli (1), Brady Slavens (1), Michael Turner (1), Cayden Wallace (1) vs. UCA, April 5, 2022 |
| Hit eight or more home runs in a game   | 8 - Matt Goodheart (2), Brady Slavens (2), Cullen Smith (2), Charlie Welch (2) vs. UAPB, April 14, 2021                                       |
| Hit two grand slams in a game   | vs. Grambling, Feb. 27, 2024  |
| Hit a grand slam in three consecutive games                                     | vs. UIC, March 12-13, vs. Grambling, March 15, 2022   |
|   |   |
| 3 errors in a game  | at Texas A&M, April 24, 2022  |
| 4 errors in a game  | vs. Michigan, Feb. 25, 2024   |
| 5 errors in a game  | vs. South Carolina (SEC Tournament), May 23, 2018   |
| 6 errors in a game  | vs. Eastern Illinois, March 5, 2016   |
| 7 errors in a game  | vs. LA Tech, March 20, 2001   |
|   |   |
| Shut out an opponent at home  | vs. Little Rock, March 26, 2024   |
| Shut out an opponent on the road  | at #23 Auburn, March 21, 2024   |
| Shut out an SEC opponent at home  | vs. Missouri, March 16, 2024  |
| Shut out an SEC opponent on the road  | at #23 Auburn, March 21, 2024   |
| Shut out by an SEC opponent at home   | vs. #24 Vanderbilt (5-0), May 15, 2022  |
| Shut out by an SEC opponent on the road   | at Alabama, March 23, 2019  |
|   |   |
| Threw consecutive seven-inning shutouts   | vs. UAPB (15-0, 6-0), April 12, 2022  |
| Threw consecutive nine-inning shutouts  | vs. Missouri (8-0, 6-0), March 15-16, 2024  |
| Threw consecutive seven-inning shutouts against an SEC opponent                 | vs. South Carolina (2-0, 3-0) April 14, 2018  |
| Threw-back-to-back nine-inning shutouts against an SEC opponent                 | vs. Missouri (8-0, 6-0), March 15-16, 2024  |
| Most consecutive shutouts thrown  | 4, vs. Wisconsin, March 15-16, 1980   |
|   |   |
| Struck out 23 opposing batters  | vs. #7 Oregon State, Feb. 23, 2024  |
| Struck out 25 opposing batters (program record)                                 | vs. Oklahoma State, Feb. 24, 2024   |
| Struck out 20-plus opposing batters in back-to-back games                       | vs. #7 Oregon State & Oklahoma State, Feb. 23-24, 2024  |
| Had starting pitchers record double-digit strikeouts in three consecutive games | Hagen Smith (12), Brady Tygart (10) & Mason Molina (10) vs. Murray State, March 1-3, 2024   |
|   |   |
| Was shut out  | vs. Ole Miss (College World Series), June 23, 2022  |
| Was shut out in back-to-back games  | vs. LSU (7-0, 6-0), April 23-24, 2005   |
| Held to 1 hit   | vs. Missouri State, May 17, 2016  |
| Held to 2 hits  | vs. #24 Vanderbilt, May 15, 2022  |
| Held to 3 hits  | vs. Alabama, March 31, 2023   |
| Did not strikeout   | vs. Eastern Illinois, Feb. 16, 2019   |
|   |   |
| Swept an SEC home weekend series  | vs. #8 LSU, March 28-30, 2024   |
| Swept an SEC road weekend series  | at Mississippi State, May 5-7, 2023   |
| Was swept in an SEC home weekend series   | vs. Alabama, May 13-15, 2016  |
| Was swept in an SEC road weekend series   | at Georgia, April 20-22, 2023   |
| Swept a non-conference home weekend series                                      | vs. McNeese, March 9-10, 2024   |
| Swept a non-conference road weekend series                                      | at Northwestern State, Feb. 16-18, 1996   |
| Was swept in a non-conference home weekend series                               | vs. Long Beach State, Feb. 25-27, 2000  |
| Was swept in a non-conference road weekend series                               | at UNLV, March 19-21, 1994  |
| Won an SEC home weekend series  | vs. #8 LSU, March 28-30, 2024   |
| Won an SEC road weekend series  | at #23 Auburn, March 21-23, 2024  |
| Lost an SEC home weekend series   | vs. #24 Vanderbilt, May 13-15, 2022   |
| Lost an SEC road weekend series   | at #12 Vanderbilt, May 18-20, 2023  |
| Won a non-conference home weekend series  | vs. McNeese, March 9-10, 2024   |
| Won a non-conference road weekend series  | at Louisiana Tech, March 12-14, 2021  |
| Lost a non-conference home weekend series                                       | vs. South Alabama, Feb. 28-March 1, 2014  |
| Lost a non-conference road weekend series                                       | at Texas A&M, Feb. 27-29, 2004  |
| Lost a midweek game   | vs. Lipscomb (North Little Rock, Ark.), May 2, 2023   |



# HOME RUN CHART

| No. | Player                   | Game | Date     | Opponent       | Pitcher              | On Base | Inning | Outs | Count | Score | Final       |
|-----|--------------------------|------|----------|----------------|----------------------|---------|--------|------|-------|-------|-------------|
| 1   | Jared Sprague-Lott (1) * | 1    | Feb. 16  | James Madison  | RHP Todd Mozoki      | 0       | 2nd    | 0    | 1-0   | 2-3   | W, 6-4      |
| 2   | Hudson White (1)         | 1    | Feb. 16  | James Madison  | RHP Todd Mozoki      | 0       | 2nd    | 1    | 0-0   | 3-3   | W, 6-4      |
| 3   | Ty Wilmsmeyer (1) *      | 2    | Feb. 17  | James Madison  | LHP Max Kuhle        | 0       | 3rd    | 0    | 1-0   | 0-0   | W, 15-5 (8) |
| 4   | Ryder Helfrick (1)       | 2    | Feb. 17  | James Madison  | LHP Max Kuhle        | 0       | 4th    | 1    | 1-1   | 1-1   | W, 15-5 (8) |
| 5   | Hudson Polk (1)          | 8    | Feb. 27  | Grambling      | RHP Carlos Peguero   | 3       | 1st    | 0    | 2-0   | 6-0   | W, 21-1 (7) |
| 6   | Jayson Jones (1)         | 8    | Feb. 27  | Grambling      | RHP Brett Washington | 1       | 3rd    | 0    | 3-1   | 7-0   | W, 21-1 (7) |
| 7   | Jayson Jones (2)         | 8    | Feb. 27  | Grambling      | RHP Charles Jackson  | 3       | 5th    | 0    | 1-0   | 14-0  | W, 21-1 (7) |
| 8   | Kendall Diggs (1) *      | 10   | March 2  | Murray State   | RHP Jacob Pennington | 0       | 5th    | 0    | 1-1   | 4-1   | W, 11-1 (8) |
| 9   | Nolan Souza (1) *        | 11   | March 3  | Murray State   | RHP Ryan Fender      | 0       | 3rd    | 0    | 1-0   | 0-1   | W, 5-3      |
| 10  | Wehiwa Aloy (1)          | 12   | March 5  | UCA            | RHP Bryce Parlin     | 3       | 3rd    | 1    | 0-1   | 0-2   | W, 9-7      |
| 11  | Ben McLaughlin (1)       | 12   | March 5  | UCA            | RHP Gavin Alveti     | 2       | 3rd    | 1    | 0-1   | 4-2   | W, 9-7      |
| 12  | Jayson Jones (3) *       | 14   | March 9  | McNeese [DH-2] | RHP Zach Voss        | 0       | 5th    | 0    | 0-0   | 1-0   | W, 11-1 (8) |
| 13  | Wehiwa Aloy (2)          | 14   | March 9  | McNeese [DH-2] | RHP Zach Voss        | 2       | 5th    | 2    | 3-1   | 2-0   | W, 11-1 (8) |
| 14  | Peyton Stovall (1) ^     | 14   | March 9  | McNeese [DH-2] | RHP Marcus Mott      | 2       | 8th    | 2    | 0-0   | 7-1   | W, 11-1 (8) |
| 15  | Kendall Diggs (2) ^ !    | 14   | March 9  | McNeese [DH-2] | RHP Koel Navarre     | 0       | 8th    | 2    | 1-2   | 10-1  | W, 11-1 (8) |
| 16  | Ross Lovich (1)          | 15   | March 10 | McNeese        | RHP Kainin Morrow    | 2       | 5th    | 2    | 0-0   | 7-5   | W, 18-5 (7) |
| 17  | Kendall Diggs (3)        | 16   | March 12 | Oral Roberts   | RHP Ryan Carmack     | 0       | 5th    | 2    | 2-1   | 3-0   | W, 4-2      |
| 18  | Nolan Souza (2)          | 17   | March 15 | Missouri       | RHP Logan Lunceford  | 1       | 2nd    | 1    | 3-2   | 0-0   | W, 8-0      |
| 19  | Ross Lovich (2)          | 17   | March 15 | Missouri       | RHP Logan Lunceford  | 2       | 3rd    | 1    | 2-1   | 2-0   | W, 8-0      |
| 20  | Kendall Diggs (4)        | 17   | March 15 | Missouri       | RHP Logan Lunceford  | 1       | 4th    | 2    | 2-0   | 5-0   | W, 8-0      |
| 21  | Nolan Souza (3)          | 17   | March 15 | Missouri       | RHP Jacob Peaden     | 0       | 8th    | 1    | 1-2   | 7-0   | W, 8-0      |
| 22  | Peyton Stovall (2) * ^   | 18   | March 16 | Missouri       | RHP Bryce Mayer      | 0       | 6th    | 0    | 2-2   | 0-0   | W, 6-0      |
| 23  | Wehiwa Aloy (3) ^        | 18   | March 16 | Missouri       | RHP Bryce Mayer      | 0       | 6th    | 0    | 0-0   | 1-0   | W, 6-0      |
| 24  | Kendall Diggs (5) ^      | 18   | March 16 | Missouri       | RHP Bryce Mayer      | 0       | 6th    | 0    | 1-2   | 2-0   | W, 6-0      |
| 25  | Ben McLaughlin (2)       | 19   | March 17 | Missouri       | RHP Carter Rustad    | 0       | 3rd    | 2    | 2-2   | 2-0   | W, 9-1      |
| 26  | Wehiwa Aloy (4)          | 20   | March 21 | at #23 Auburn  | RHP Conner McBride   | 0       | 1st    | 2    | 3-2   | 0-0   | W, 1-0      |
| 27  | Ben McLaughlin (3)       | 21   | March 22 | at #23 Auburn  | RHP Chase Allsup     | 0       | 2nd    | 1    | 2-2   | 0-1   | W, 6-5      |
| 28  | Ryder Helfrick (2)       | 21   | March 22 | at #23 Auburn  | RHP John Armstrong   | 0       | 9th    | 1    | 0-0   | 5-5   | W, 6-5      |
| 29  | Jared Sprague-Lott (2)   | 22   | March 23 | at #23 Auburn  | RHP Joseph Gonzalez  | 2       | 2nd    | 1    | 1-1   | 4-0   | L, 8-6      |
| 30  | Peyton Stovall (3)       | 23   | March 26 | Little Rock    | RHP Josh Beezley     | 1       | 2nd    | 0    | 1-2   | 2-0   | W, 11-0 (7) |
| 31  | Wehiwa Aloy (5)          | 23   | March 26 | Little Rock    | RHP Jacob Weatherley | 3       | 6th    | 0    | 1-1   | 4-0   | W, 11-0 (7) |
| 32  | Jack Wagner (1)          | 23   | March 26 | Little Rock    | RHP Jacob Weatherley | 0       | 6th    | 1    | 1-2   | 8-0   | W, 11-0 (7) |
| 33  | Will Edmunson (1)        | 23   | March 26 | Little Rock    | RHP Jacob Weatherley | 1       | 6th    | 2    | 0-0   | 9-0   | W, 11-0 (7) |
| 34  | Jack Wagner (2)          | 24   | March 28 | #8 LSU         | RHP Fidel Ulloa      | 0       | 4th    | 1    | 1-2   | 1-2   | W, 7-4      |
| 35  | Kendall Diggs (6)        | 24   | March 28 | #8 LSU         | RHP Gavin Guidry     | 2       | 8th    | 1    | 0-2   | 4-3   | W, 7-4      |
| 36  | Wehiwa Aloy (6)          | 26   | March 30 | #8 LSU         | LHP Gage Jump        | 0       | 1st    | 1    | 1-1   | 0-1   | W, 7-5      |
| 37  | Peyton Stovall (4)       | 26   | March 30 | #8 LSU         | LHP Nate Ackenhausen | 1       | 6th    | 1    | 0-0   | 5-4   | W, 7-5      |

\* - indicates leadoff home run | ^ - indicates back-to-back home run | ! - indicates walk-off home run | + - indicates pinch-hit home run

## HOME RUN DATA CHART III



| No. | Player                   | Game | Date     | Opponent       | Pitcher              | HR         | Distance | Launch Angle | Exit Velocity |
|-----|--------------------------|------|----------|----------------|----------------------|------------|----------|--------------|---------------|
| 1   | Jared Sprague-Lott (1) * | 1    | Feb. 16  | James Madison  | RHP Todd Mozoki      | Solo       | 364 feet | 42.9 degrees | 100 mph       |
| 2   | Hudson White (1)         | 1    | Feb. 16  | James Madison  | RHP Todd Mozoki      | Solo       | 396 feet | 25.0 degrees | 101 mph       |
| 3   | Ty Wilmsmeyer (1) *      | 2    | Feb. 17  | James Madison  | LHP Max Kuhle        | Solo       | 369 feet | 25.1 degrees | 100 mph       |
| 4   | Ryder Helfrick (1)       | 2    | Feb. 17  | James Madison  | LHP Max Kuhle        | Solo       | 367 feet | 19.3 degrees | 105 mph       |
| 5   | Hudson Polk (1)          | 8    | Feb. 27  | Grambling      | RHP Carlos Peguero   | Grand Slam | 421 feet | 21.9 degrees | 113 mph       |
| 6   | Jayson Jones (1)         | 8    | Feb. 27  | Grambling      | RHP Brett Washington | Two-Run    | 400 feet | 17.9 degrees | 110 mph       |
| 7   | Jayson Jones (2)         | 8    | Feb. 27  | Grambling      | RHP Charles Jackson  | Grand Slam | 425 feet | 24.3 degrees | 108 mph       |
| 8   | Kendall Diggs (1) *      | 10   | March 2  | Murray State   | RHP Jacob Pennington | Solo       | 340 feet | 29.2 degrees | 104 mph       |
| 9   | Nolan Souza (1) *        | 11   | March 3  | Murray State   | RHP Ryan Fender      | Solo       | 398 feet | 35.0 degrees | 107 mph       |
| 10  | Wehiwa Aloy (1)          | 12   | March 5  | UCA            | RHP Bryce Parlin     | Grand Slam | 442 feet | 28.7 degrees | 106 mph       |
| 11  | Ben McLaughlin (1)       | 12   | March 5  | UCA            | RHP Gavin Alveti     | Three-Run  | 420 feet | 30.4 degrees | 102 mph       |
| 12  | Jayson Jones (3) *       | 14   | March 9  | McNeese [DH-2] | RHP Zach Voss        | Solo       | 409 feet | 21.9 degrees | 108 mph       |
| 13  | Wehiwa Aloy (2)          | 14   | March 9  | McNeese [DH-2] | RHP Zach Voss        | Three-Run  | 468 feet | 24.7 degrees | 114 mph       |
| 14  | Peyton Stovall (1) ^     | 14   | March 9  | McNeese [DH-2] | RHP Marcus Mott      | Three-Run  | 412 feet | 29.0 degrees | 101 mph       |
| 15  | Kendall Diggs (2) ^!     | 14   | March 9  | McNeese [DH-2] | RHP Koel Navarre     | Solo       | 449 feet | 27.0 degrees | 104 mph       |
| 16  | Ross Lovich (1)          | 15   | March 10 | McNeese        | RHP Kainin Morrow    | Three-Run  | 360 feet | 26.6 degrees | 96 mph        |
| 17  | Kendall Diggs (3)        | 16   | March 12 | Oral Roberts   | RHP Ryan Carmack     | Solo       | 378 feet | 30.2 degrees | 104 mph       |
| 18  | Nolan Souza (2)          | 17   | March 15 | Missouri       | RHP Logan Lunceford  | Two-Run    | 335 feet | 21.7 degrees | 98 mph        |
| 19  | Ross Lovich (2)          | 17   | March 15 | Missouri       | RHP Logan Lunceford  | Three-Run  | 394 feet | 30.2 degrees | 105 mph       |
| 20  | Kendall Diggs (4)        | 17   | March 15 | Missouri       | RHP Logan Lunceford  | Two-Run    | 400 feet | 35.1 degrees | 104 mph       |
| 21  | Nolan Souza (3)          | 17   | March 15 | Missouri       | RHP Jacob Peaden     | Solo       | 405 feet | 29.9 degrees | 102 mph       |
| 22  | Peyton Stovall (2) * ^   | 18   | March 16 | Missouri       | RHP Bryce Mayer      | Solo       | 404 feet | 27.3 degrees | 104 mph       |
| 23  | Wehiwa Aloy (3) ^        | 18   | March 16 | Missouri       | RHP Bryce Mayer      | Solo       | 396 feet | 36.2 degrees | 99 mph        |
| 24  | Kendall Diggs (5) ^      | 18   | March 16 | Missouri       | RHP Bryce Mayer      | Solo       | 372 feet | 28.1 degrees | 99 mph        |
| 25  | Ben McLaughlin (2)       | 19   | March 17 | Missouri       | RHP Carter Rustad    | Solo       | 351 feet | 26.9 degrees | 101 mph       |
| 26  | Wehiwa Aloy (4)          | 20   | March 21 | at #23 Auburn  | RHP Conner McBride   | Solo       | 369 feet | 25.6 degrees | 101 mph       |
| 27  | Ben McLaughlin (3)       | 21   | March 22 | at #23 Auburn  | RHP Chase Allsup     | Solo       | 404 feet | 26.8 degrees | 104 mph       |
| 28  | Ryder Helfrick (2)       | 21   | March 22 | at #23 Auburn  | RHP John Armstrong   | Solo       | 405 feet | 28.8 degrees | 109 mph       |
| 29  | Jared Sprague-Lott (2)   | 22   | March 23 | at #23 Auburn  | RHP Joseph Gonzalez  | Three-Run  | 400 feet | 28.9 degrees | 100 mph       |
| 30  | Peyton Stovall (3)       | 23   | March 26 | Little Rock    | RHP Josh Beezley     | Two-Run    | 382 feet | 26.3 degrees | 98 mph        |
| 31  | Wehiwa Aloy (5)          | 23   | March 26 | Little Rock    | RHP Jacob Weatherley | Grand Slam | 413 feet | 23.2 degrees | 105 mph       |
| 32  | Jack Wagner (1)          | 23   | March 26 | Little Rock    | RHP Jacob Weatherley | Solo       | 388 feet | 22.2 degrees | 105 mph       |
| 33  | Will Edmunson (1)        | 23   | March 26 | Little Rock    | RHP Jacob Weatherley | Two-Run    | 387 feet | 19.6 degrees | 98 mph        |
| 34  | Jack Wagner (2)          | 24   | March 28 | #8 LSU         | RHP Fidel Uloa       | Solo       | 364 feet | 37.7 degrees | 100 mph       |
| 35  | Kendall Diggs (6)        | 24   | March 28 | #8 LSU         | RHP Gavin Guidry     | Three-Run  | 381 feet | 27.2 degrees | 101 mph       |
| 36  | Wehiwa Aloy (6)          | 26   | March 30 | #8 LSU         | LHP Gage Jump        | Solo       | 390 feet | 20.8 degrees | 112 mph       |
| 37  | Peyton Stovall (4)       | 26   | March 30 | #8 LSU         | LHP Nate Ackenhausen | Two-Run    | 379 feet | 33.7 degrees | 104 mph       |

\* - indicates leadoff home run | ^ - indicates back-to-back home run | ! - indicates walk-off home run | + - indicates pinch-hit home run



# ||| TEAM PITCHING GAME-BY-GAME

## STARTERS GAME-BY-GAME

| Opponent          | W-L | IP  | H | R | ER | BB | K  |
|-------------------|-----|-----|---|---|----|----|----|
| James Madison     | --  | 1.0 | 1 | 3 | 3  | 2  | 2  |
| James Madison     | W   | 5.0 | 2 | 1 | 1  | 2  | 4  |
| James Madison     | --  | 3.2 | 3 | 2 | 2  | 3  | 9  |
| James Madison     | W   | 5.0 | 3 | 0 | 0  | 0  | 4  |
| vs. #7 Oregon St. | --  | 6.0 | 3 | 0 | 0  | 1  | 17 |
| vs. Oklahoma St.  | --  | 6.0 | 3 | 0 | 0  | 2  | 6  |
| vs. Michigan      | W   | 5.0 | 0 | 0 | 0  | 1  | 10 |
| Grambling         | W   | 1.0 | 0 | 0 | 0  | 1  | 1  |
| Murray State      | W   | 6.0 | 1 | 1 | 1  | 1  | 12 |
| Murray State      | W   | 5.0 | 3 | 1 | 1  | 1  | 10 |
| Murray State      | W   | 5.0 | 2 | 1 | 1  | 1  | 10 |
| UCA               | W   | 3.0 | 4 | 2 | 2  | 0  | 4  |
| McNeese           | W   | 4.0 | 1 | 0 | 0  | 3  | 9  |
| McNeese           | W   | 4.0 | 3 | 0 | 0  | 2  | 8  |
| McNeese           | --  | 4.0 | 3 | 4 | 4  | 3  | 4  |
| Oral Roberts      | W   | 3.0 | 3 | 0 | 0  | 1  | 4  |
| Missouri *        | W   | 6.0 | 2 | 0 | 0  | 1  | 10 |
| Missouri *        | --  | 4.2 | 1 | 0 | 0  | 4  | 7  |
| Missouri *        | W   | 5.1 | 1 | 0 | 0  | 3  | 10 |
| at #23 Auburn *   | W   | 6.0 | 3 | 0 | 0  | 2  | 12 |
| at #23 Auburn *   | --  | 3.2 | 3 | 3 | 3  | 5  | 4  |
| at #23 Auburn *   | --  | 5.0 | 3 | 1 | 1  | 4  | 4  |
| Little Rock       | W   | 3.0 | 1 | 0 | 0  | 0  | 5  |
| #8 LSU            | W   | 6.0 | 5 | 2 | 2  | 0  | 10 |
| #8 LSU            | --  | 5.0 | 7 | 3 | 3  | 3  | 7  |
| #8 LSU            | --  | 4.0 | 5 | 4 | 4  | 0  | 3  |

## BULLPEN GAME-BY-GAME

| Opponent         | W-L | IP  | H | R | ER | BB | K  |
|------------------|-----|-----|---|---|----|----|----|
| James Madison    | W   | 8.0 | 4 | 1 | 1  | 1  | 10 |
| James Madison    | --  | 3.0 | 4 | 4 | 4  | 1  | 2  |
| James Madison    | L   | 5.1 | 7 | 5 | 4  | 3  | 7  |
| James Madison    | --  | 4.0 | 1 | 0 | 0  | 1  | 5  |
| vs. #7 Oregon St | W   | 3.0 | 5 | 4 | 4  | 0  | 6  |
| vs. Oklahoma St. | L   | 7.1 | 3 | 2 | 1  | 5  | 19 |
| vs. Michigan     | --  | 4.0 | 5 | 3 | 1  | 0  | 1  |
| Grambling        | --  | 6.0 | 4 | 1 | 1  | 1  | 10 |
| Murray State     | --  | 3.0 | 1 | 0 | 0  | 1  | 8  |
| Murray State     | --  | 3.0 | 0 | 0 | 0  | 0  | 4  |
| Murray State     | --  | 4.0 | 6 | 2 | 2  | 0  | 6  |
| UCA              | --  | 6.0 | 5 | 5 | 5  | 4  | 7  |
| McNeese          | --  | 5.0 | 7 | 1 | 1  | 2  | 6  |
| McNeese          | --  | 4.0 | 4 | 1 | 1  | 0  | 4  |
| McNeese          | W   | 3.0 | 3 | 1 | 1  | 0  | 3  |
| Oral Roberts     | --  | 6.0 | 6 | 2 | 2  | 1  | 6  |
| Missouri *       | --  | 3.0 | 2 | 0 | 0  | 0  | 2  |
| Missouri *       | W   | 4.1 | 0 | 0 | 0  | 1  | 5  |
| Missouri *       | --  | 3.2 | 2 | 1 | 1  | 1  | 3  |
| at #23 Auburn    | --  | 3.0 | 0 | 0 | 0  | 0  | 5  |
| at #23 Auburn *  | W   | 5.1 | 7 | 2 | 1  | 1  | 8  |
| at #23 Auburn *  | L   | 3.0 | 7 | 7 | 7  | 2  | 2  |
| Little Rock      | --  | 4.0 | 1 | 0 | 0  | 0  | 1  |
| #8 LSU           | --  | 3.0 | 4 | 2 | 2  | 2  | 8  |
| #8 LSU           | W   | 5.0 | 2 | 0 | 0  | 0  | 5  |
| #8 LSU           | W   | 5.0 | 4 | 1 | 1  | 2  | 4  |

## TEAM RECORD PER STARTER

| Pitcher (Total Starts) | Record |
|------------------------|--------|
| Hagen Smith (7)        | 7-0    |
| Brady Tygart (7)       | 6-1    |
| Mason Molina (7)       | 5-2    |
| Colin Fisher (4)       | 4-0    |
| Ben Bybee (1)          | 1-0    |

## QUALITY STARTS

| Pitcher (Total Starts) | QS | Record |
|------------------------|----|--------|
| Hagen Smith (7)        | 5  | 5-0    |
| Brady Tygart (7)       | 1  | 0-1    |
| Colin Fisher (4)       | 0  | 0-0    |
| Mason Molina (7)       | 0  | 0-0    |
| Ben Bybee (1)          | 0  | 0-0    |

## RUN SUPPORT

| Pitcher (Total Starts) | Runs | Per Start |
|------------------------|------|-----------|
| Ben Bybee (1)          | 11   | 11.0      |
| Colin Fisher (4)       | 38   | 9.5       |
| Brady Tygart (7)       | 57   | 8.1       |
| Mason Molina (7)       | 49   | 7.0       |
| Hagen Smith (7)        | 35   | 5.0       |

## STARTING PITCHER GAME-BY-GAME

| Date / Opponent               | Starting Pitcher |
|-------------------------------|------------------|
| Feb. 16 / James Madison       | LHP Hagen Smith  |
| Feb. 17 / James Madison       | RHP Brady Tygart |
| Feb. 18 / James Madison       | LHP Mason Molina |
| Feb. 19 / James Madison       | LHP Colin Fisher |
| Feb. 23 / vs. #7 Oregon State | LHP Hagen Smith  |
| Feb. 24 / vs. Oklahoma State  | RHP Brady Tygart |
| Feb. 25 / vs. Michigan        | LHP Mason Molina |
| Feb. 27 / Grambling           | LHP Colin Fisher |
| March 1 / Murray State        | LHP Hagen Smith  |
| March 2 / Murray State        | LHP Brady Tygart |
| March 3 / Murray State        | RHP Mason Molina |
| March 5 / UCA                 | LHP Colin Fisher |
| March 9 / McNeese [DH-1]      | LHP Hagen Smith  |
| March 9 / McNeese [DH-2]      | RHP Brady Tygart |
| March 10 / McNeese            | LHP Mason Molina |
| March 12 / Oral Roberts       | LHP Colin Fisher |
| March 15 / Missouri *         | LHP Hagen Smith  |
| March 16 / Missouri *         | RHP Brady Tygart |
| March 17 / Missouri *         | LHP Mason Molina |
| March 21 / at #23 Auburn *    | LHP Hagen Smith  |
| March 22 / at #23 Auburn *    | RHP Brady Tygart |
| March 23 / at #23 Auburn *    | LHP Mason Molina |
| March 26 / Little Rock        | RHP Ben Bybee    |
| March 28 / #8 LSU             | LHP Hagen Smith  |
| March 29 / #8 LSU             | LHP Mason Molina |
| March 30 / #8 LSU             | RHP Brady Tygart |



**STARTER STATISTICS**

| Player          | era  | w-l  | app | gs | cg | sho | sv | ip    | h  | r  | er | bb | so  | 2b | 3b | hr | b/avg | wp | hp | bk | sfa | sha |
|-----------------|------|------|-----|----|----|-----|----|-------|----|----|----|----|-----|----|----|----|-------|----|----|----|-----|-----|
| 40 Ben Bybee    | 0.00 | 1-0  | 1   | 1  | 0  | 0/1 | 0  | 3.0   | 1  | 0  | 0  | 0  | 5   | 0  | 0  | 0  | .100  | 0  | 0  | 0  | 0   | 0   |
| 38 Colin Fisher | 1.50 | 4-0  | 4   | 4  | 0  | 0/1 | 0  | 12.0  | 10 | 2  | 2  | 2  | 13  | 0  | 0  | 0  | .227  | 0  | 3  | 0  | 0   | 0   |
| 33 Hagen Smith  | 1.54 | 5-0  | 7   | 7  | 0  | 0/2 | 0  | 35.0  | 16 | 6  | 6  | 10 | 72  | 1  | 0  | 4  | .136  | 1  | 2  | 0  | 0   | 2   |
| 25 Brady Tygart | 2.51 | 3-0  | 7   | 7  | 0  | 0/1 | 0  | 32.1  | 20 | 9  | 9  | 16 | 42  | 1  | 0  | 4  | .185  | 1  | 10 | 1  | 0   | 3   |
| 21 Mason Molina | 3.00 | 3-0  | 7   | 7  | 0  | 0/0 | 0  | 33.0  | 19 | 11 | 11 | 18 | 54  | 3  | 0  | 2  | .171  | 1  | 6  | 1  | 0   | 2   |
| Totals          | 2.18 | 16-0 | 26  | 26 | 0  | 5/5 | 0  | 115.1 | 66 | 28 | 28 | 46 | 186 | 5  | 0  | 10 | .169  | 3  | 21 | 2  | 0   | 7   |

**RELIEVER STATISTICS**

| Player              | era   | w-l | app | gs | cg | sho | sv | ip    | h   | r   | er | bb | so  | 2b | 3b | hr | b/avg | wp | hp | bk | sfa | sha |
|---------------------|-------|-----|-----|----|----|-----|----|-------|-----|-----|----|----|-----|----|----|----|-------|----|----|----|-----|-----|
| 32 Hunter Dietz     | 0.00  | 0-0 | 1   | 0  | 0  | 0/0 | 0  | 0.2   | 1   | 0   | 0  | 1  | 1   | 0  | 0  | 0  | .333  | 0  | 1  | 0  | 0   | 0   |
| 46 Christian Foutch | 1.23  | 0-0 | 5   | 0  | 0  | 0/2 | 0  | 7.1   | 6   | 1   | 1  | 1  | 4   | 1  | 0  | 1  | .250  | 2  | 0  | 0  | 1   | 0   |
| 49 Stone Hewlett    | 1.50  | 1-0 | 11  | 0  | 0  | 0/2 | 1  | 6.0   | 2   | 1   | 1  | 1  | 14  | 0  | 0  | 0  | .091  | 1  | 0  | 0  | 0   | 0   |
| 41 Will McEntire    | 1.93  | 2-0 | 13  | 0  | 0  | 0/3 | 3  | 32.2  | 22  | 8   | 7  | 6  | 41  | 5  | 0  | 1  | .191  | 3  | 0  | 0  | 1   | 0   |
| 31 Dylan Carter     | 2.70  | 0-0 | 3   | 0  | 0  | 0/1 | 0  | 3.1   | 2   | 1   | 1  | 0  | 0   | 1  | 0  | 0  | .182  | 0  | 0  | 0  | 1   | 0   |
| 45 Gage Wood        | 2.79  | 2-0 | 8   | 0  | 0  | 0/0 | 1  | 9.2   | 11  | 3   | 3  | 2  | 15  | 1  | 1  | 1  | .282  | 0  | 1  | 0  | 0   | 1   |
| 28 Koty Frank       | 3.06  | 1-0 | 11  | 0  | 0  | 0/1 | 3  | 17.2  | 16  | 8   | 6  | 2  | 19  | 4  | 0  | 1  | .239  | 0  | 2  | 0  | 1   | 0   |
| 20 Gabe Gaeckle     | 3.71  | 0-2 | 10  | 0  | 0  | 0/1 | 5  | 17.0  | 9   | 7   | 7  | 7  | 24  | 1  | 0  | 0  | .145  | 1  | 0  | 0  | 0   | 0   |
| 37 Jake Faherty     | 3.86  | 0-0 | 4   | 0  | 0  | 0/0 | 1  | 2.1   | 3   | 2   | 1  | 4  | 5   | 1  | 0  | 0  | .333  | 1  | 1  | 0  | 1   | 0   |
| 38 Colin Fisher     | 4.50  | 0-1 | 3   | 0  | 0  | 0/0 | 0  | 6.0   | 8   | 4   | 3  | 1  | 7   | 0  | 0  | 3  | .320  | 0  | 0  | 0  | 0   | 1   |
| 26 Tate McGuire     | 5.40  | 0-0 | 2   | 0  | 0  | 0/0 | 0  | 1.2   | 3   | 1   | 1  | 2  | 4   | 1  | 0  | 0  | .375  | 0  | 1  | 0  | 0   | 0   |
| 48 Cooper Dossett   | 6.35  | 1-0 | 6   | 0  | 0  | 0/1 | 0  | 5.2   | 2   | 4   | 4  | 2  | 9   | 0  | 0  | 1  | .111  | 0  | 1  | 0  | 0   | 0   |
| 36 Parker Coil      | 11.25 | 0-0 | 3   | 0  | 0  | 0/0 | 0  | 4.0   | 9   | 5   | 5  | 1  | 5   | 0  | 0  | 0  | .474  | 0  | 0  | 0  | 0   | 1   |
| Totals              | 3.16  | 7-3 | 26  | 0  | 0  | 5/5 | 14 | 114.0 | 94  | 45  | 40 | 30 | 148 | 15 | 1  | 8  | .223  | 8  | 7  | 0  | 5   | 3   |
| Opponents           | 6.81  | 3-8 | 26  | 0  | 0  | 0/0 | 1  | 115.0 | 134 | 108 | 87 | 83 | 101 | 22 | 3  | 20 | .291  | 17 | 19 | 0  | 5   | 4   |



# ||| GAME-BY-GAME BATTING ORDER

**RECORD:** 23-3 • **HOME:** 19-1 • **AWAY:** 2-1 • **NEUTRAL:** 2-1 • **SEC:** 8-1

| Date     | Opponent            | 1        | 2          | 3            | 4            | 5            | 6            | 7            | 8            | 9          |
|----------|---------------------|----------|------------|--------------|--------------|--------------|--------------|--------------|--------------|------------|
| Feb. 16  | James Madison       | White    | Diggs      | Aloy         | McLaughlin   | Wagner       | Holt         | Jones        | Sprague-Lott | Wilmsmeyer |
| Feb. 17  | James Madison       | White    | Diggs      | Aloy         | McLaughlin   | Helfrick     | Holt         | Edmunson     | Sprague-Lott | Wilmsmeyer |
| Feb. 18  | James Madison       | White    | Diggs      | Aloy         | McLaughlin   | Wagner       | Lovich       | Holt         | Souza        | Wilmsmeyer |
| Feb. 19  | James Madison       | Diggs    | White      | McLaughlin   | Aloy         | Holt         | Jones        | Sprague-Lott | Rowland      | Wilmsmeyer |
| Feb. 23  | vs. #7 Oregon State | Diggs    | White      | McLaughlin   | Aloy         | Helfrick     | Jones        | Holt         | Sprague-Lott | Wilmsmeyer |
| Feb. 24  | vs. Oklahoma State  | Diggs    | White      | McLaughlin   | Aloy         | Helfrick     | Jones        | Holt         | Sprague-Lott | Wilmsmeyer |
| Feb. 25  | vs. Michigan        | Edmunson | Diggs      | McLaughlin   | Sprague-Lott | Lovich       | Aloy         | Souza        | Rowland      | Wilmsmeyer |
| Feb. 27  | Grambling           | Edmunson | Diggs      | McLaughlin   | Sprague-Lott | White        | Polk         | Aloy         | Jones        | Holt       |
| March 1  | Murray State        | White    | Diggs      | Sprague-Lott | McLaughlin   | Aloy         | Polk         | Jones        | Holt         | Wilmsmeyer |
| March 2  | Murray State        | Edmunson | Diggs      | Aloy         | McLaughlin   | Sprague-Lott | Lovich       | Jones        | Souza        | Helfrick   |
| March 3  | Murray State        | Edmunson | Diggs      | Aloy         | McLaughlin   | Sprague-Lott | Jones        | Souza        | Wagner       | White      |
| March 5  | UCA                 | Lovich   | Aloy       | Diggs        | Polk         | McLaughlin   | Jones        | Souza        | Holt         | Helfrick   |
| March 9  | McNeese [DH-1]      | Lovich   | Aloy       | Diggs        | McLaughlin   | Sprague-Lott | Stovall      | White        | Souza        | Wilmsmeyer |
| March 9  | McNeese [DH-2]      | Edmunson | Stovall    | Diggs        | Aloy         | McLaughlin   | Holt         | Souza        | Jones        | Helfrick   |
| March 10 | McNeese             | Lovich   | Stovall    | Aloy         | Diggs        | McLaughlin   | Sprague-Lott | Souza        | White        | Wilmsmeyer |
| March 12 | Oral Roberts        | Stovall  | Aloy       | McLaughlin   | Polk         | Diggs        | Holt         | Lovich       | Rowland      | Wilmsmeyer |
| March 15 | Missouri *          | Stovall  | Diggs      | Aloy         | McLaughlin   | Lovich       | Sprague-Lott | Souza        | White        | Wilmsmeyer |
| March 16 | Missouri *          | Stovall  | Aloy       | Diggs        | Holt         | McLaughlin   | Jones        | Souza        | Lovich       | Rowland    |
| March 17 | Missouri *          | Stovall  | Diggs      | Aloy         | McLaughlin   | Lovich       | Sprague-Lott | Souza        | White        | Wilmsmeyer |
| March 21 | at #23 Auburn *     | Stovall  | Diggs      | Aloy         | McLaughlin   | Sprague-Lott | Lovich       | White        | Souza        | Wilmsmeyer |
| March 22 | at #23 Auburn *     | Stovall  | Aloy       | Diggs        | White        | McLaughlin   | Sprague-Lott | Edmunson     | Rowland      | Wilmsmeyer |
| March 23 | at #23 Auburn *     | Stovall  | Diggs      | Aloy         | McLaughlin   | White        | Souza        | Sprague-Lott | Edmunson     | Wilmsmeyer |
| March 26 | Little Rock         | Stovall  | McLaughlin | Aloy         | Diggs        | Wagner       | Lovich       | Holt         | Edmunson     | Helfrick   |
| March 28 | #8 LSU              | Stovall  | Aloy       | McLaughlin   | Sprague-Lott | Diggs        | Wagner       | White        | Edmunson     | Wilmsmeyer |
| March 29 | #8 LSU              | Stovall  | McLaughlin | Aloy         | Diggs        | Sprague-Lott | Lovich       | White        | Souza        | Wilmsmeyer |
| March 30 | #8 LSU              | Stovall  | Aloy       | McLaughlin   | White        | Diggs        | Sprague-Lott | Edmunson     | Helfrick     | Wilmsmeyer |

# GAME-BY-GAME DEFENSIVE LINEUP |||



**RECORD:** 23-3 • **HOME:** 19-1 • **AWAY:** 2-1 • **NEUTRAL:** 2-1 • **SEC:** 8-1

| Date     | Opponent            | C        | 1B         | 2B      | 3B           | SS   | LF       | CF         | RF     | DH         |
|----------|---------------------|----------|------------|---------|--------------|------|----------|------------|--------|------------|
| Feb. 16  | James Madison       | White    | McLaughlin | Holt    | Sprague-Lott | Aloy | Jones    | Wilmsmeyer | Diggs  | Wagner     |
| Feb. 17  | James Madison       | Helfrick | McLaughlin | Holt    | Sprague-Lott | Aloy | Edmunson | Wilmsmeyer | Diggs  | White      |
| Feb. 18  | James Madison       | White    | Wagner     | Souza   | Holt         | Aloy | Lovich   | Wilmsmeyer | Diggs  | McLaughlin |
| Feb. 19  | James Madison       | Rowland  | McLaughlin | Holt    | Sprague-Lott | Aloy | Jones    | Wilmsmeyer | Diggs  | White      |
| Feb. 23  | vs. #7 Oregon State | White    | McLaughlin | Holt    | Sprague-Lott | Aloy | Jones    | Wilmsmeyer | Diggs  | Helfrick   |
| Feb. 24  | vs. Oklahoma State  | Helfrick | McLaughlin | Holt    | Sprague-Lott | Aloy | Jones    | Wilmsmeyer | Diggs  | White      |
| Feb. 25  | vs. Michigan        | Rowland  | McLaughlin | Souza   | Sprague-Lott | Aloy | Edmunson | Wilmsmeyer | Lovich | Diggs      |
| Feb. 27  | Grambling           | Polk     | McLaughlin | Holt    | Sprague-Lott | Aloy | Jones    | Edmunson   | Diggs  | White      |
| March 1  | Murray State        | White    | McLaughlin | Holt    | Sprague-Lott | Aloy | Jones    | Wilmsmeyer | Diggs  | Polk       |
| March 2  | Murray State        | Helfrick | McLaughlin | Souza   | Sprague-Lott | Aloy | Jones    | Edmunson   | Diggs  | Lovich     |
| March 3  | Murray State        | White    | Wagner     | Souza   | Sprague-Lott | Aloy | Jones    | Edmunson   | Diggs  | McLaughlin |
| March 5  | UCA                 | Helfrick | McLaughlin | Souza   | Holt         | Aloy | Jones    | Lovich     | Diggs  | Polk       |
| March 9  | McNeese [DH-1]      | White    | McLaughlin | Souza   | Sprague-Lott | Aloy | Lovich   | Wilmsmeyer | Diggs  | Stovall    |
| March 9  | McNeese [DH-2]      | Helfrick | McLaughlin | Souza   | Holt         | Aloy | Jones    | Edmunson   | Diggs  | Stovall    |
| March 10 | McNeese             | White    | McLaughlin | Souza   | Sprague-Lott | Aloy | Lovich   | Wilmsmeyer | Diggs  | Stovall    |
| March 12 | Oral Roberts        | Rowland  | McLaughlin | Stovall | Holt         | Aloy | Lovich   | Wilmsmeyer | Diggs  | Polk       |
| March 15 | Missouri *          | White    | McLaughlin | Stovall | Sprague-Lott | Aloy | Lovich   | Wilmsmeyer | Diggs  | Souza      |
| March 16 | Missouri *          | Rowland  | McLaughlin | Stovall | Holt         | Aloy | Jones    | Lovich     | Diggs  | Souza      |
| March 17 | Missouri *          | White    | McLaughlin | Stovall | Sprague-Lott | Aloy | Lovich   | Wilmsmeyer | Diggs  | Souza      |
| March 21 | at #23 Auburn *     | White    | McLaughlin | Stovall | Sprague-Lott | Aloy | Lovich   | Wilmsmeyer | Diggs  | Souza      |
| March 22 | at #23 Auburn *     | Rowland  | McLaughlin | Stovall | Sprague-Lott | Aloy | Edmunson | Wilmsmeyer | Diggs  | White      |
| March 23 | at #23 Auburn *     | White    | McLaughlin | Stovall | Sprague-Lott | Aloy | Edmunson | Wilmsmeyer | Diggs  | Souza      |
| March 26 | Little Rock         | Helfrick | McLaughlin | Stovall | Holt         | Aloy | Lovich   | Edmunson   | Diggs  | Wagner     |
| March 28 | #8 LSU              | White    | McLaughlin | Stovall | Sprague-Lott | Aloy | Edmunson | Wilmsmeyer | Diggs  | Wagner     |
| March 29 | #8 LSU              | White    | McLaughlin | Stovall | Sprague-Lott | Aloy | Lovich   | Wilmsmeyer | Diggs  | Souza      |
| March 30 | #8 LSU              | Helfrick | McLaughlin | Stovall | Sprague-Lott | Aloy | Edmunson | Wilmsmeyer | Diggs  | White      |



# ||| GAME-BY-GAME HITTING

RECORD: 23-3 • HOME: 19-1 • AWAY: 2-1 • NEUTRAL: 2-1 • SEC: 8-1

| Date     | Opponent            | AB         | R          | H          | RBI        | 2B        | 3B       | HR        | BB         | IBB      | SB        | CS       | HBP       | SAC      | SF       | GDP       | K          | PO         | A          | E         | Avg         |
|----------|---------------------|------------|------------|------------|------------|-----------|----------|-----------|------------|----------|-----------|----------|-----------|----------|----------|-----------|------------|------------|------------|-----------|-------------|
| Feb. 16  | James Madison       | 30         | 6          | 9          | 5          | 2         | 0        | 2         | 6          | 1        | 3         | 0        | 0         | 0        | 0        | 1         | 7          | 27         | 9          | 0         | .300        |
| Feb. 17  | James Madison       | 36         | 15         | 14         | 15         | 2         | 0        | 2         | 10         | 0        | 0         | 0        | 2         | 0        | 0        | 2         | 6          | 24         | 8          | 0         | .348        |
| Feb. 18  | James Madison       | 32         | 3          | 10         | 3          | 6         | 0        | 0         | 6          | 0        | 0         | 1        | 1         | 0        | 0        | 1         | 5          | 27         | 8          | 1         | .337        |
| Feb. 19  | James Madison       | 31         | 4          | 7          | 4          | 1         | 0        | 0         | 4          | 1        | 0         | 0        | 1         | 0        | 0        | 1         | 4          | 27         | 9          | 2         | .310        |
| Feb. 23  | vs. #7 Oregon State | 28         | 5          | 6          | 5          | 1         | 1        | 0         | 3          | 0        | 0         | 0        | 4         | 1        | 0        | 0         | 9          | 27         | 3          | 0         | .293        |
| Feb. 24  | vs. Oklahoma State  | 52         | 1          | 8          | 1          | 2         | 0        | 0         | 5          | 0        | 2         | 0        | 0         | 1        | 0        | 0         | 14         | 40         | 9          | 2         | .258        |
| Feb. 25  | vs. Michigan        | 29         | 4          | 5          | 3          | 3         | 0        | 0         | 7          | 0        | 2         | 0        | 4         | 0        | 0        | 2         | 9          | 27         | 8          | 4         | .248        |
| Feb. 27  | Grambling           | 37         | 21         | 20         | 19         | 6         | 0        | 3         | 10         | 0        | 0         | 0        | 1         | 0        | 0        | 2         | 1          | 21         | 7          | 0         | .287        |
| March 1  | Murray State        | 31         | 5          | 7          | 4          | 1         | 0        | 0         | 4          | 0        | 4         | 0        | 0         | 0        | 0        | 0         | 4          | 27         | 4          | 0         | .281        |
| March 2  | Murray State        | 32         | 11         | 11         | 10         | 2         | 0        | 1         | 8          | 0        | 1         | 1        | 1         | 0        | 1        | 1         | 5          | 24         | 7          | 1         | .287        |
| March 3  | Murray State        | 32         | 5          | 10         | 4          | 0         | 0        | 1         | 2          | 0        | 1         | 0        | 0         | 0        | 1        | 2         | 4          | 27         | 2          | 2         | .289        |
| March 5  | UCA                 | 30         | 9          | 7          | 8          | 0         | 0        | 2         | 6          | 0        | 0         | 0        | 1         | 0        | 1        | 1         | 5          | 27         | 10         | 1         | .285        |
| March 9  | McNeese [DH-1]      | 31         | 3          | 9          | 3          | 2         | 0        | 0         | 2          | 0        | 2         | 0        | 0         | 1        | 0        | 2         | 9          | 27         | 10         | 1         | .285        |
| March 9  | McNeese [DH-2]      | 35         | 11         | 14         | 10         | 1         | 0        | 4         | 2          | 0        | 2         | 0        | 1         | 0        | 1        | 0         | 11         | 24         | 6          | 0         | .294        |
| March 10 | McNeese             | 31         | 18         | 12         | 16         | 1         | 0        | 1         | 10         | 0        | 0         | 0        | 1         | 0        | 0        | 0         | 5          | 21         | 7          | 0         | .300        |
| March 12 | Oral Roberts        | 27         | 4          | 6          | 4          | 1         | 0        | 1         | 7          | 0        | 0         | 0        | 1         | 2        | 0        | 1         | 5          | 27         | 11         | 0         | .296        |
| March 15 | Missouri *          | 33         | 8          | 7          | 8          | 0         | 0        | 4         | 2          | 0        | 0         | 0        | 1         | 0        | 0        | 0         | 5          | 27         | 7          | 0         | .291        |
| March 16 | Missouri *          | 28         | 6          | 5          | 5          | 0         | 1        | 3         | 4          | 0        | 1         | 0        | 3         | 0        | 0        | 1         | 7          | 27         | 4          | 0         | .285        |
| March 17 | Missouri *          | 32         | 9          | 10         | 8          | 3         | 0        | 1         | 6          | 0        | 0         | 0        | 2         | 0        | 2        | 1         | 3          | 27         | 12         | 0         | .287        |
| March 21 | at #23 Auburn *     | 31         | 1          | 6          | 1          | 0         | 0        | 1         | 3          | 0        | 1         | 2        | 2         | 0        | 0        | 0         | 8          | 27         | 7          | 1         | .282        |
| March 22 | at #23 Auburn *     | 34         | 6          | 8          | 6          | 0         | 0        | 2         | 2          | 0        | 0         | 0        | 2         | 0        | 1        | 0         | 11         | 27         | 11         | 2         | .280        |
| March 23 | at #23 Auburn *     | 37         | 6          | 10         | 6          | 2         | 1        | 1         | 5          | 0        | 0         | 0        | 2         | 0        | 0        | 0         | 7          | 24         | 9          | 1         | .280        |
| March 26 | Little Rock         | 23         | 11         | 6          | 11         | 0         | 0        | 4         | 8          | 0        | 1         | 1        | 4         | 0        | 1        | 0         | 5          | 21         | 6          | 0         | .279        |
| March 28 | #8 LSU              | 31         | 7          | 10         | 7          | 0         | 0        | 2         | 11         | 0        | 1         | 0        | 0         | 0        | 1        | 1         | 10         | 27         | 5          | 0         | .281        |
| March 29 | #8 LSU              | 37         | 4          | 9          | 4          | 5         | 0        | 0         | 5          | 0        | 0         | 0        | 0         | 1        | 0        | 0         | 14         | 30         | 11         | 0         | .279        |
| March 30 | #8 LSU              | 32         | 7          | 9          | 7          | 1         | 0        | 2         | 7          | 0        | 2         | 1        | 0         | 0        | 0        | 1         | 6          | 27         | 11         | 0         | .279        |
|          | <b>Totals</b>       | <b>842</b> | <b>190</b> | <b>235</b> | <b>177</b> | <b>42</b> | <b>3</b> | <b>37</b> | <b>145</b> | <b>2</b> | <b>23</b> | <b>6</b> | <b>34</b> | <b>6</b> | <b>9</b> | <b>20</b> | <b>179</b> | <b>688</b> | <b>201</b> | <b>18</b> | <b>.279</b> |





RECORD: 23-3 • HOME: 19-1 • AWAY: 2-1 • NEUTRAL: 2-1 • SEC: 8-1

| Date     | Opponent            | IP           | H          | R         | ER        | BB        | SO         | 2B        | 3B       | HR        | WP        | BK       | HBP       | DP        | IBB      | Score         | W         | L        | SV        | ERA         |
|----------|---------------------|--------------|------------|-----------|-----------|-----------|------------|-----------|----------|-----------|-----------|----------|-----------|-----------|----------|---------------|-----------|----------|-----------|-------------|
| Feb. 16  | James Madison       | 9.0          | 5          | 4         | 4         | 3         | 12         | 1         | 0        | 1         | 0         | 0        | 1         | 0         | 0        | 6-4           | 1         | 0        | 1         | 4.00        |
| Feb. 17  | James Madison       | 8.0          | 6          | 5         | 5         | 3         | 6          | 0         | 0        | 0         | 0         | 0        | 3         | 0         | 0        | 15-5          | 2         | 0        | 2         | 4.76        |
| Feb. 18  | James Madison       | 9.0          | 10         | 7         | 6         | 6         | 16         | 1         | 0        | 1         | 3         | 0        | 1         | 0         | 0        | 3-7           | 2         | 1        | 2         | 5.19        |
| Feb. 19  | James Madison       | 9.0          | 4          | 0         | 0         | 1         | 9          | 0         | 0        | 0         | 0         | 0        | 1         | 1         | 0        | 4-0           | 3         | 1        | 2         | 3.86        |
| Feb. 23  | vs. #7 Oregon State | 9.0          | 8          | 4         | 4         | 1         | 23         | 1         | 0        | 1         | 2         | 0        | 0         | 0         | 0        | 5-4           | 4         | 1        | 3         | 3.89        |
| Feb. 24  | vs. Oklahoma State  | 13.1         | 6          | 2         | 1         | 7         | 25         | 1         | 0        | 0         | 0         | 0        | 2         | 1         | 1        | 1-2           | 4         | 2        | 3         | 3.14        |
| Feb. 25  | vs. Michigan        | 9.0          | 5          | 3         | 1         | 2         | 11         | 1         | 0        | 0         | 0         | 0        | 1         | 1         | 0        | 4-3           | 5         | 2        | 4         | 2.85        |
| Feb. 27  | Grambling           | 7.0          | 4          | 1         | 1         | 2         | 11         | 1         | 0        | 0         | 0         | 0        | 0         | 2         | 0        | 21-1          | 6         | 2        | 4         | 2.70        |
| March 1  | Murray State        | 9.0          | 2          | 1         | 1         | 2         | 20         | 1         | 0        | 1         | 0         | 0        | 2         | 0         | 0        | 5-1           | 7         | 2        | 5         | 2.51        |
| March 2  | Murray State        | 8.0          | 3          | 1         | 1         | 1         | 14         | 0         | 0        | 1         | 0         | 0        | 0         | 1         | 0        | 11-1          | 8         | 2        | 5         | 2.39        |
| March 3  | Murray State        | 9.0          | 8          | 3         | 3         | 1         | 16         | 0         | 0        | 2         | 0         | 0        | 1         | 0         | 0        | 5-3           | 9         | 2        | 6         | 2.45        |
| March 5  | UCA                 | 9.0          | 9          | 7         | 7         | 4         | 11         | 1         | 0        | 0         | 1         | 0        | 3         | 0         | 0        | 9-7           | 10        | 2        | 7         | 2.82        |
| March 9  | McNeese [DH-1]      | 9.0          | 8          | 1         | 1         | 5         | 15         | 0         | 0        | 0         | 1         | 0        | 0         | 0         | 0        | 3-1           | 11        | 2        | 8         | 2.68        |
| March 9  | McNeese [DH-2]      | 8.0          | 7          | 1         | 1         | 2         | 12         | 0         | 0        | 0         | 0         | 0        | 3         | 0         | 0        | 11-1          | 12        | 2        | 9         | 2.59        |
| March 10 | McNeese             | 7.0          | 6          | 5         | 5         | 3         | 7          | 1         | 1        | 1         | 0         | 1        | 1         | 0         | 0        | 18-5          | 13        | 2        | 9         | 2.79        |
| March 12 | Oral Roberts        | 9.0          | 9          | 2         | 2         | 2         | 10         | 1         | 0        | 0         | 0         | 0        | 0         | 2         | 0        | 4-2           | 14        | 2        | 10        | 2.74        |
| March 15 | Missouri *          | 9.0          | 4          | 0         | 0         | 1         | 12         | 2         | 0        | 0         | 1         | 0        | 0         | 0         | 0        | 8-0           | 15        | 2        | 10        | 2.57        |
| March 16 | Missouri *          | 9.0          | 1          | 0         | 0         | 5         | 12         | 0         | 0        | 0         | 0         | 0        | 2         | 1         | 0        | 6-0           | 16        | 2        | 10        | 2.43        |
| March 17 | Missouri *          | 9.0          | 3          | 1         | 1         | 4         | 13         | 0         | 0        | 1         | 0         | 0        | 1         | 1         | 0        | 9-1           | 17        | 2        | 10        | 2.35        |
| March 21 | at #23 Auburn *     | 9.0          | 3          | 0         | 0         | 2         | 17         | 0         | 0        | 0         | 1         | 0        | 1         | 1         | 0        | 1-0           | 18        | 2        | 11        | 2.23        |
| March 22 | at #23 Auburn *     | 9.0          | 10         | 5         | 4         | 6         | 12         | 4         | 0        | 0         | 1         | 1        | 1         | 0         | 0        | 6-5           | 19        | 2        | 12        | 2.32        |
| March 23 | at #23 Auburn *     | 8.0          | 10         | 8         | 8         | 6         | 6          | 2         | 0        | 3         | 0         | 0        | 1         | 1         | 0        | 6-8           | 19        | 3        | 12        | 2.59        |
| March 26 | Little Rock         | 7.0          | 2          | 0         | 0         | 0         | 6          | 0         | 0        | 0         | 0         | 0        | 0         | 0         | 0        | 11-0          | 20        | 3        | 12        | 2.50        |
| March 28 | #8 LSU              | 9.0          | 9          | 4         | 4         | 2         | 19         | 2         | 0        | 2         | 1         | 0        | 0         | 0         | 0        | 7-4           | 21        | 3        | 13        | 2.57        |
| March 29 | #8 LSU              | 10.0         | 9          | 3         | 3         | 3         | 12         | 0         | 0        | 0         | 0         | 0        | 1         | 2         | 0        | 4-3           | 22        | 3        | 13        | 2.57        |
| March 30 | #8 LSU              | 9.0          | 9          | 5         | 5         | 2         | 7          | 0         | 0        | 4         | 0         | 0        | 2         | 3         | 0        | 7-5           | 23        | 3        | 14        | 2.67        |
|          | <b>Totals</b>       | <b>229.1</b> | <b>160</b> | <b>73</b> | <b>68</b> | <b>76</b> | <b>334</b> | <b>20</b> | <b>1</b> | <b>18</b> | <b>11</b> | <b>2</b> | <b>28</b> | <b>17</b> | <b>1</b> | <b>190-73</b> | <b>23</b> | <b>3</b> | <b>14</b> | <b>2.67</b> |

# A ||| HITTERS



**1 TY WILMSMEYER**

### SEASON HIGHS

| Category     | High | Opponent (Last)    | Date    |
|--------------|------|--------------------|---------|
| Hits         | 3    | James Madison      | 2/17/24 |
| Runs         | 2    | 3x (Missouri)      | 3/17/24 |
| Doubles      | 1    | #8 LSU             | 3/29/24 |
| Triples      | --   | --                 | --      |
| Home Runs    | 1    | James Madison      | 2/17/24 |
| RBI          | 5    | James Madison      | 2/17/24 |
| Walks        | 1    | 8x (#8 LSU)        | 3/28/24 |
| Stolen Bases | 1    | vs. Oklahoma State | 2/24/24 |

### CAREER HIGHS

| Category     | High | Opponent (Last)   | Date    |
|--------------|------|-------------------|---------|
| Hits         | 4    | vs. TCU           | 2/19/23 |
| Runs         | 3    | 2x (at Texas A&M) | 4/15/23 |
| Doubles      | 2    | 2x (at FIU)       | 2/26/23 |
| Triples      | 1    | at South Carolina | 3/25/23 |
| Home Runs    | 2    | Ole Miss          | 5/6/23  |
| RBI          | 5    | James Madison     | 2/17/24 |
| Walks        | 2    | 4x (Lindenwood)   | 2/28/23 |
| Stolen Bases | 2    | 2x (Alabama)      | 4/23/23 |



**3 NOLAN SOUZA**

### SEASON HIGHS

| Category     | High | Opponent (Last)    | Date    |
|--------------|------|--------------------|---------|
| Hits         | 3    | 2x (Missouri)      | 3/15/24 |
| Runs         | 2    | 2x (Missouri)      | 3/15/24 |
| Doubles      | 1    | 2x (Grambling)     | 2/27/24 |
| Triples      | --   | --                 | --      |
| Home Runs    | 2    | Missouri           | 3/15/24 |
| RBI          | 3    | 2x (Missouri)      | 3/15/24 |
| Walks        | 2    | 2x (McNeese)       | 3/10/24 |
| Stolen Bases | 1    | 3x (at #23 Auburn) | 3/21/24 |

### CAREER HIGHS

| Category     | High | Opponent (Last)    | Date    |
|--------------|------|--------------------|---------|
| Hits         | 3    | 2x (Missouri)      | 3/15/24 |
| Runs         | 2    | 2x (Missouri)      | 3/15/24 |
| Doubles      | 1    | 2x (Grambling)     | 2/27/24 |
| Triples      | --   | --                 | --      |
| Home Runs    | 2    | Missouri           | 3/15/24 |
| RBI          | 3    | 2x (Missouri)      | 3/15/24 |
| Walks        | 2    | 2x (McNeese)       | 3/10/24 |
| Stolen Bases | 1    | 3x (at #23 Auburn) | 3/21/24 |



**4 JACK WAGNER**

### SEASON HIGHS

| Category     | High | Opponent (Last) | Date    |
|--------------|------|-----------------|---------|
| Hits         | 1    | 5x (#8 LSU)     | 3/28/24 |
| Runs         | 1    | 4x (#8 LSU)     | 3/28/24 |
| Doubles      | 1    | 2x (Grambling)  | 2/27/24 |
| Triples      | --   | --              | --      |
| Home Runs    | 1    | 2x (#8 LSU)     | 3/28/24 |
| RBI          | 2    | Little Rock     | 3/26/24 |
| Walks        | 1    | 3x (#8 LSU)     | 3/28/24 |
| Stolen Bases | 1    | James Madison   | 2/16/24 |

### CAREER HIGHS

| Category     | High | Opponent (Last)            | Date    |
|--------------|------|----------------------------|---------|
| Hits         | 5    | at California Baptist      | 4/14/23 |
| Runs         | 4    | 2x (at California Baptist) | 4/14/23 |
| Doubles      | 2    | Prairie View A&M           | 3/3/23  |
| Triples      | 2    | New Mexico State           | 4/21/23 |
| Home Runs    | 2    | 2x (Grand Canyon)          | 5/6/23  |
| RBI          | 5    | 2x (Grand Canyon)          | 5/6/23  |
| Walks        | 3    | vs. Texas Tech             | 5/24/19 |
| Stolen Bases | 2    | at Belmont                 | 2/14/20 |



**5 KENDALL DIGGS**

### SEASON HIGHS

| Category     | High | Opponent (Last)    | Date    |
|--------------|------|--------------------|---------|
| Hits         | 2    | 8x (at #23 Auburn) | 3/23/24 |
| Runs         | 2    | 4x (at #23 Auburn) | 3/23/24 |
| Doubles      | 2    | James Madison      | 2/18/24 |
| Triples      | 1    | at #23 Auburn      | 3/24/23 |
| Home Runs    | 1    | 6x (#8 LSU)        | 3/28/24 |
| RBI          | 3    | #8 LSU             | 3/28/24 |
| Walks        | 3    | James Madison      | 2/17/24 |
| Stolen Bases | 1    | 2x (McNeese)       | 3/9/24  |

### CAREER HIGHS

| Category     | High | Opponent (Last)           | Date    |
|--------------|------|---------------------------|---------|
| Hits         | 3    | 5x (at Mississippi State) | 5/6/23  |
| Runs         | 3    | 3x (at Georgia)           | 4/22/23 |
| Doubles      | 2    | 4x (James Madison)        | 2/18/24 |
| Triples      | 1    | 2x (at #23 Auburn)        | 3/24/23 |
| Home Runs    | 1    | 21x (#8 LSU)              | 3/28/24 |
| RBI          | 5    | at Mississippi State      | 5/6/23  |
| Walks        | 3    | 2x (James Madison)        | 2/17/24 |
| Stolen Bases | 1    | 4x (McNeese)              | 3/9/24  |



**6 BEN McLAUGHLIN**

**SEASON HIGHS**

| Category     | High | Opponent (Last)    | Date    |
|--------------|------|--------------------|---------|
| Hits         | 4    | McNeese            | 3/10/24 |
| Runs         | 3    | Murray State       | 3/2/24  |
| Doubles      | 1    | 6x (#8 LSU)        | 3/29/24 |
| Triples      | --   | --                 | --      |
| Home Runs    | 1    | 3x (at #23 Auburn) | 3/22/24 |
| RBI          | 3    | 3x (McNeese)       | 3/10/24 |
| Walks        | 3    | 2x (Little Rock)   | 3/26/24 |
| Stolen Bases | --   | --                 | --      |

**CAREER HIGHS**

| Category     | High | Opponent (Last)    | Date    |
|--------------|------|--------------------|---------|
| Hits         | 4    | McNeese            | 3/10/24 |
| Runs         | 3    | Murray State       | 3/2/24  |
| Doubles      | 1    | 9x (#8 LSU)        | 3/29/24 |
| Triples      | 1    | #16 Tennessee      | 4/16/23 |
| Home Runs    | 1    | 5x (at #23 Auburn) | 3/22/24 |
| RBI          | 3    | 3x (McNeese)       | 3/10/24 |
| Walks        | 3    | 2x (Little Rock)   | 3/26/24 |
| Stolen Bases | --   | --                 | --      |



**8 HUDSON WHITE**

**SEASON HIGHS**

| Category     | High | Opponent (Last) | Date    |
|--------------|------|-----------------|---------|
| Hits         | 3    | at #23 Auburn   | 3/21/24 |
| Runs         | 2    | 3x (McNeese)    | 3/10/24 |
| Doubles      | 2    | James Madison   | 2/17/24 |
| Triples      | --   | --              | --      |
| Home Runs    | 1    | James Madison   | 2/16/24 |
| RBI          | 2    | 2x (Grambling)  | 2/27/24 |
| Walks        | 2    | 4x (#8 LSU)     | 3/28/24 |
| Stolen Bases | --   | --              | --      |

**CAREER HIGHS**

| Category     | High | Opponent (Last)    | Date    |
|--------------|------|--------------------|---------|
| Hits         | 5    | at Kansas          | 4/2/22  |
| Runs         | 5    | at Kansas          | 4/2/22  |
| Doubles      | 2    | 2x (James Madison) | 2/17/24 |
| Triples      | --   | --                 | --      |
| Home Runs    | 2    | Kansas             | 5/20/23 |
| RBI          | 6    | Kansas             | 5/20/23 |
| Walks        | 4    | New Mexico         | 3/15/22 |
| Stolen Bases | 1    | 6x (Iowa)          | 3/11/23 |



**9 WEHIWA ALOY**

**SEASON HIGHS**

| Category     | High | Opponent (Last)  | Date    |
|--------------|------|------------------|---------|
| Hits         | 3    | Little Rock      | 3/26/24 |
| Runs         | 2    | 2x (Little Rock) | 3/26/24 |
| Doubles      | 1    | 2x (Grambling)   | 2/27/24 |
| Triples      | --   | --               | --      |
| Home Runs    | 1    | 6x (vs. #8 LSU)  | 3/30/24 |
| RBI          | 4    | 3x (Little Rock) | 3/26/24 |
| Walks        | 3    | #8 LSU           | 3/28/24 |
| Stolen Bases | 1    | 5x (vs. #8 LSU)  | 3/30/24 |

**CAREER HIGHS**

| Category     | High | Opponent (Last)          | Date    |
|--------------|------|--------------------------|---------|
| Hits         | 4    | 2x (at New Mexico State) | 4/28/23 |
| Runs         | 3    | 7x (Utah Tech)           | 5/18/23 |
| Doubles      | 2    | at Abilene Christian     | 3/26/23 |
| Triples      | 1    | 5x (Utah Tech)           | 5/18/23 |
| Home Runs    | 1    | 20 (vs. #8 LSU)          | 3/30/24 |
| RBI          | 4    | 3x (UCA)                 | 3/5/24  |
| Walks        | 3    | #8 LSU                   | 3/28/24 |
| Stolen Bases | 1    | 7x (vs. #8 LSU)          | 3/30/24 |



**10 PEYTON STOVALL**

**SEASON HIGHS**

| Category     | High | Opponent (Last)  | Date    |
|--------------|------|------------------|---------|
| Hits         | 3    | #8 LSU           | 3/29/24 |
| Runs         | 2    | 4x (Little Rock) | 3/26/24 |
| Doubles      | 2    | #8 LSU           | 3/29/24 |
| Triples      | --   | --               | --      |
| Home Runs    | 1    | 4x (vs. #8 LSU)  | 3/30/24 |
| RBI          | 3    | 2x (vs. #8 LSU)  | 3/30/24 |
| Walks        | 1    | 7x (vs. #8 LSU)  | 3/30/24 |
| Stolen Bases | 1    | Missouri         | 3/16/24 |

**CAREER HIGHS**

| Category     | High | Opponent (Last)            | Date    |
|--------------|------|----------------------------|---------|
| Hits         | 5    | vs. #25 Auburn             | 6/21/22 |
| Runs         | 4    | UCA                        | 4/5/22  |
| Doubles      | 2    | 2x (#8 LSU)                | 3/29/24 |
| Triples      | 1    | Louisiana Tech             | 3/11/23 |
| Home Runs    | 1    | 15x (vs. #8 LSU)           | 3/30/24 |
| RBI          | 4    | 3x (Texas A&M)             | 4/27/23 |
| Walks        | 2    | 3x (vs. #9 Oklahoma State) | 2/19/23 |
| Stolen Bases | 2    | Grambling                  | 2/21/23 |



**12 JARED SPRAGUE-LOTT**

**SEASON HIGHS**

| Category     | High | Opponent (Last)    | Date    |
|--------------|------|--------------------|---------|
| Hits         | 3    | vs. Oklahoma State | 2/24/24 |
| Runs         | 2    | 4x (#8 LSU)        | 3/28/24 |
| Doubles      | 2    | vs. Oklahoma State | 2/24/24 |
| Triples      | --   | --                 | --      |
| Home Runs    | 1    | 2x (at #23 Auburn) | 3/24/23 |
| RBI          | 3    | at #23 Auburn      | 3/24/23 |
| Walks        | 2    | 5x (vs. #8 LSU)    | 3/30/24 |
| Stolen Bases | 1    | vs. Michigan       | 2/25/24 |

**CAREER HIGHS**

| Category     | High | Opponent (Last)          | Date    |
|--------------|------|--------------------------|---------|
| Hits         | 3    | 18x (vs. Oklahoma State) | 2/24/24 |
| Runs         | 4    | 2x (at VCU)              | 5/12/23 |
| Doubles      | 2    | 3x (vs. Oklahoma State)  | 2/24/24 |
| Triples      | 1    | 5x (St. Bonaventure)     | 4/29/22 |
| Home Runs    | 2    | 2x (St. Bonaventure)     | 5/5/23  |
| RBI          | 5    | Towson                   | 4/11/21 |
| Walks        | 3    | 4x (Norfolk State)       | 5/16/23 |
| Stolen Bases | 1    | 6x (vs. Michigan)        | 2/25/24 |



**13 JAYSON JONES**

**SEASON HIGHS**

| Category     | High | Opponent (Last)   | Date    |
|--------------|------|-------------------|---------|
| Hits         | 2    | Grambling         | 2/27/24 |
| Runs         | 2    | 3x (McNeese)      | 3/9/24  |
| Doubles      | 1    | Murray State      | 3/1/24  |
| Triples      | --   | --                | --      |
| Home Runs    | 2    | Grambling         | 2/27/24 |
| RBI          | 6    | Grambling         | 2/27/24 |
| Walks        | 1    | 3x (Murray State) | 3/2/24  |
| Stolen Bases | 1    | Murray State      | 3/1/24  |

**CAREER HIGHS**

| Category     | High | Opponent (Last)   | Date    |
|--------------|------|-------------------|---------|
| Hits         | 2    | 3x (Grambling)    | 2/27/24 |
| Runs         | 3    | Little Rock       | 4/11/23 |
| Doubles      | 1    | 3x (Murray State) | 3/1/24  |
| Triples      | --   | --                | --      |
| Home Runs    | 2    | Grambling         | 2/27/24 |
| RBI          | 6    | Grambling         | 2/27/24 |
| Walks        | 3    | 4x (vs. Lipscomb) | 5/2/23  |
| Stolen Bases | 1    | 3x (Murray State) | 3/1/24  |



**14 ROSS LOVICH**

**SEASON HIGHS**

| Category     | High | Opponent (Last) | Date    |
|--------------|------|-----------------|---------|
| Hits         | 3    | Grambling       | 2/27/24 |
| Runs         | 2    | 3x (Missouri)   | 3/15/24 |
| Doubles      | 2    | Murray State    | 3/2/24  |
| Triples      | 1    | Missouri        | 3/16/24 |
| Home Runs    | 1    | 2x (Missouri)   | 3/15/24 |
| RBI          | 4    | McNeese         | 3/10/24 |
| Walks        | 1    | 5x (#8 LSU)     | 3/29/24 |
| Stolen Bases | 1    | McNeese         | 3/9/24  |

**CAREER HIGHS**

| Category     | High | Opponent (Last)   | Date    |
|--------------|------|-------------------|---------|
| Hits         | 4    | 2x (Georgia)      | 5/12/23 |
| Runs         | 3    | 4x (Georgia)      | 5/12/23 |
| Doubles      | 2    | 2x (Murray State) | 3/2/24  |
| Triples      | 1    | 3x (Missouri)     | 3/16/24 |
| Home Runs    | 2    | Mississippi State | 4/30/22 |
| RBI          | 4    | 2x (McNeese)      | 3/10/24 |
| Walks        | 2    | 2x (vs. Illinois) | 3/29/22 |
| Stolen Bases | 3    | at Nicholls       | 2/19/22 |



**16 HUDSON POLK**

**SEASON HIGHS**

| Category     | High | Opponent (Last)   | Date    |
|--------------|------|-------------------|---------|
| Hits         | 1    | 3x (UCA)          | 3/5/25  |
| Runs         | 2    | Grambling         | 2/27/24 |
| Doubles      | --   | --                | --      |
| Triples      | --   | --                | --      |
| Home Runs    | 1    | Grambling         | 2/27/24 |
| RBI          | 4    | Grambling         | 2/27/24 |
| Walks        | 1    | 4x (Oral Roberts) | 3/12/24 |
| Stolen Bases | --   | --                | --      |

**CAREER HIGHS**

| Category     | High | Opponent (Last)      | Date    |
|--------------|------|----------------------|---------|
| Hits         | 3    | Pacific              | 4/16/22 |
| Runs         | 2    | 3x (Grambling)       | 2/27/24 |
| Doubles      | 1    | 3x (at Georgia)      | 4/21/23 |
| Triples      | 1    | Pacific              | 4/16/22 |
| Home Runs    | 1    | 4x (Grambling)       | 2/27/24 |
| RBI          | 4    | Grambling            | 2/27/24 |
| Walks        | 2    | 2x (at Oral Roberts) | 4/26/22 |
| Stolen Bases | 1    | UTSA                 | 3/13/22 |



**17 HUNTER GRIMES**

**SEASON HIGHS**

| Category     | High | Opponent (Last) | Date |
|--------------|------|-----------------|------|
| Hits         | --   | --              | --   |
| Runs         | --   | --              | --   |
| Doubles      | --   | --              | --   |
| Triples      | --   | --              | --   |
| Home Runs    | --   | --              | --   |
| RBI          | --   | --              | --   |
| Walks        | --   | --              | --   |
| Stolen Bases | --   | --              | --   |

**CAREER HIGHS**

| Category     | High | Opponent (Last)           | Date    |
|--------------|------|---------------------------|---------|
| Hits         | 4    | vs. Western Kentucky      | 5/24/19 |
| Runs         | 4    | vs. Western Kentucky      | 5/24/19 |
| Doubles      | 1    | 2x (vs. Western Kentucky) | 5/24/19 |
| Triples      | 1    | UNLV                      | 3/14/23 |
| Home Runs    | 2    | at Louisiana Tech         | 4/5/19  |
| RBI          | 3    | 2x (Little Rock)          | 4/11/23 |
| Walks        | 3    | Little Rock               | 4/11/23 |
| Stolen Bases | --   | --                        | --      |



**18 REESE ROBINETT**

**SEASON HIGHS**

| Category     | High | Opponent (Last) | Date |
|--------------|------|-----------------|------|
| Hits         | --   | --              | --   |
| Runs         | --   | --              | --   |
| Doubles      | --   | --              | --   |
| Triples      | --   | --              | --   |
| Home Runs    | --   | --              | --   |
| RBI          | --   | --              | --   |
| Walks        | --   | --              | --   |
| Stolen Bases | --   | --              | --   |

**CAREER HIGHS**

| Category     | High | Opponent (Last) | Date    |
|--------------|------|-----------------|---------|
| Hits         | 2    | SEMO            | 3/21/23 |
| Runs         | 2    | 2x (Omaha)      | 3/28/23 |
| Doubles      | --   | --              | --      |
| Triples      | --   | --              | --      |
| Home Runs    | 1    | 2x (at #1 LSU)  | 3/24/23 |
| RBI          | 3    | at #1 LSU       | 3/24/23 |
| Walks        | 1    | Omaha           | 3/28/23 |
| Stolen Bases | --   | --              | --      |



**19 WILL EDMUNSON**

**SEASON HIGHS**

| Category     | High | Opponent (Last)    | Date    |
|--------------|------|--------------------|---------|
| Hits         | 3    | vs. #8 LSU         | 3/30/24 |
| Runs         | 3    | 2x (Grambling)     | 2/27/24 |
| Doubles      | 1    | 2x (at #23 Auburn) | 3/24/23 |
| Triples      | --   | --                 | --      |
| Home Runs    | 1    | Little Rock        | 3/26/24 |
| RBI          | 2    | 2x (Little Rock)   | 3/26/24 |
| Walks        | 2    | Grambling          | 2/27/24 |
| Stolen Bases | 1    | 5x (vs. #8 LSU)    | 3/30/24 |

**CAREER HIGHS**

| Category     | High | Opponent (Last)    | Date    |
|--------------|------|--------------------|---------|
| Hits         | 3    | vs. #8 LSU         | 3/30/24 |
| Runs         | 3    | 2x (Grambling)     | 2/27/24 |
| Doubles      | 1    | 2x (at #23 Auburn) | 3/24/23 |
| Triples      | --   | --                 | --      |
| Home Runs    | --   | --                 | --      |
| RBI          | 2    | at #23 Auburn      | 3/22/24 |
| Walks        | 2    | Grambling          | 2/27/24 |
| Stolen Bases | 1    | 5x (vs. #8 LSU)    | 3/30/24 |



**22 TY WAID**

**SEASON HIGHS**

| Category     | High | Opponent (Last) | Date |
|--------------|------|-----------------|------|
| Hits         | --   | --              | --   |
| Runs         | --   | --              | --   |
| Doubles      | --   | --              | --   |
| Triples      | --   | --              | --   |
| Home Runs    | --   | --              | --   |
| RBI          | --   | --              | --   |
| Walks        | --   | --              | --   |
| Stolen Bases | --   | --              | --   |

**CAREER HIGHS**

| Category     | High | Opponent (Last) | Date |
|--------------|------|-----------------|------|
| Hits         | --   | --              | --   |
| Runs         | --   | --              | --   |
| Doubles      | --   | --              | --   |
| Triples      | --   | --              | --   |
| Home Runs    | --   | --              | --   |
| RBI          | --   | --              | --   |
| Walks        | --   | --              | --   |
| Stolen Bases | --   | --              | --   |



**24 PEYTON HOLT**

**SEASON HIGHS**

| Category     | High | Opponent (Last)     | Date    |
|--------------|------|---------------------|---------|
| Hits         | 3    | Grambling           | 2/27/24 |
| Runs         | 4    | Grambling           | 2/27/24 |
| Doubles      | 1    | Oral Roberts        | 3/12/24 |
| Triples      | 1    | vs. #7 Oregon State | 2/23/24 |
| Home Runs    | --   | --                  | --      |
| RBI          | 1    | 6x (Little Rock)    | 3/26/24 |
| Walks        | 1    | 6x (Little Rock)    | 3/26/24 |
| Stolen Bases | 1    | James Madison       | 2/16/24 |

**CAREER HIGHS**

| Category     | High | Opponent (Last)          | Date    |
|--------------|------|--------------------------|---------|
| Hits         | 3    | 3x (Grambling)           | 2/27/24 |
| Runs         | 4    | 2x (Grambling)           | 2/27/24 |
| Doubles      | 1    | 5x (Oral Roberts)        | 3/12/24 |
| Triples      | 1    | 3x (vs. #7 Oregon State) | 2/23/24 |
| Home Runs    | 1    | 2x (at #12 Vanderbilt)   | 5/19/23 |
| RBI          | 4    | at #12 Vanderbilt        | 5/19/23 |
| Walks        | 2    | 3x (Santa Clara)         | 6/2/23  |
| Stolen Bases | 1    | 7x (James Madison)       | 2/16/24 |



**27 RYDER HELFRICK**

**SEASON HIGHS**

| Category     | High | Opponent (Last)    | Date    |
|--------------|------|--------------------|---------|
| Hits         | 1    | 4x (vs. #8 LSU)    | 3/30/24 |
| Runs         | 3    | James Madison      | 2/17/24 |
| Doubles      | --   | --                 | --      |
| Triples      | --   | --                 | --      |
| Home Runs    | 1    | 2x (at #23 Auburn) | 3/22/24 |
| RBI          | 1    | 2x (at #23 Auburn) | 3/22/24 |
| Walks        | 1    | 4x (UCA)           | 3/5/24  |
| Stolen Bases | --   | --                 | --      |

**CAREER HIGHS**

| Category     | High | Opponent (Last)    | Date    |
|--------------|------|--------------------|---------|
| Hits         | 1    | 4x (vs. #8 LSU)    | 3/30/24 |
| Runs         | 3    | James Madison      | 2/17/24 |
| Doubles      | --   | --                 | --      |
| Triples      | --   | --                 | --      |
| Home Runs    | 1    | 2x (at #23 Auburn) | 3/22/24 |
| RBI          | 1    | 2x (at #23 Auburn) | 3/22/24 |
| Walks        | 1    | 4x (UCA)           | 3/5/24  |
| Stolen Bases | --   | --                 | --      |




**44 PARKER ROWLAND**

**SEASON HIGHS**

| Category     | High | Opponent (Last)   | Date    |
|--------------|------|-------------------|---------|
| Hits         | 1    | 2x (Oral Roberts) | 3/12/24 |
| Runs         | 1    | McNeese           | 3/9/24  |
| Doubles      | --   | --                | --      |
| Triples      | --   | --                | --      |
| Home Runs    | --   | --                | --      |
| RBI          | --   | --                | --      |
| Walks        | 3    | vs. Michigan      | 2/25/24 |
| Stolen Bases | --   | --                | --      |

**CAREER HIGHS**

| Category     | High | Opponent (Last)     | Date    |
|--------------|------|---------------------|---------|
| Hits         | 2    | 6x (Texas A&M)      | 4/27/23 |
| Runs         | 2    | 2x (Texas A&M)      | 4/28/23 |
| Doubles      | 1    | 3x (Illinois State) | 3/1/23  |
| Triples      | --   | --                  | --      |
| Home Runs    | 1    | 2x (Louisiana Tech) | 3/10/23 |
| RBI          | 2    | 5x (Santa Clara)    | 6/2/23  |
| Walks        | 3    | vs. Michigan        | 2/25/24 |
| Stolen Bases | --   | --                  | --      |



**11 JAEWOO CHO**

**SEASON HIGHS**

| Category       | High | Opponent (Last) | Date |
|----------------|------|-----------------|------|
| Innings        | --   | --              | --   |
| Longest Start  | --   | --              | --   |
| Shortest Start | --   | --              | --   |
| Longest Relief | --   | --              | --   |
| Hits           | --   | --              | --   |
| Runs           | --   | --              | --   |
| Earned Runs    | --   | --              | --   |
| Walks          | --   | --              | --   |
| Strikeouts     | --   | --              | --   |

**CAREER HIGHS**

| Category       | High | Opponent (Last) | Date |
|----------------|------|-----------------|------|
| Innings        | --   | --              | --   |
| Longest Start  | --   | --              | --   |
| Shortest Start | --   | --              | --   |
| Longest Relief | --   | --              | --   |
| Hits           | --   | --              | --   |
| Runs           | --   | --              | --   |
| Earned Runs    | --   | --              | --   |
| Walks          | --   | --              | --   |
| Strikeouts     | --   | --              | --   |



**20 GABE GAECKLE**

**SEASON HIGHS**

| Category       | High | Opponent (Last)    | Date    |
|----------------|------|--------------------|---------|
| Innings        | 2.2  | 2x (McNeese)       | 3/9/24  |
| Longest Start  | --   | --                 | --      |
| Shortest Start | --   | --                 | --      |
| Longest Relief | 2.2  | 2x (McNeese)       | 3/9/24  |
| Hits           | 3    | James Madison      | 2/18/24 |
| Runs           | 3    | 2x (at #23 Auburn) | 3/24/23 |
| Earned Runs    | 3    | 2x (at #23 Auburn) | 3/24/23 |
| Walks          | 2    | 2x (at #23 Auburn) | 3/24/23 |
| Strikeouts     | 6    | vs. Oklahoma State | 2/24/24 |

**CAREER HIGHS**

| Category       | High | Opponent (Last)    | Date    |
|----------------|------|--------------------|---------|
| Innings        | 2.2  | 2x (McNeese)       | 3/9/24  |
| Longest Start  | --   | --                 | --      |
| Shortest Start | --   | --                 | --      |
| Longest Relief | 2.2  | 2x (McNeese)       | 3/9/24  |
| Hits           | 3    | James Madison      | 2/18/24 |
| Runs           | 3    | 2x (at #23 Auburn) | 3/24/23 |
| Earned Runs    | 3    | 2x (at #23 Auburn) | 3/24/23 |
| Walks          | 2    | 2x (at #23 Auburn) | 3/24/23 |
| Strikeouts     | 6    | vs. Oklahoma State | 2/24/24 |



**21 MASON MOLINA**

**SEASON HIGHS**

| Category       | High | Opponent (Last) | Date    |
|----------------|------|-----------------|---------|
| Innings        | 5.1  | Missouri        | 3/17/24 |
| Longest Start  | 5.1  | Missouri        | 3/17/24 |
| Shortest Start | 3.2  | James Madison   | 2/18/24 |
| Longest Relief | --   | --              | --      |
| Hits           | 7    | #8 LSU          | 3/29/24 |
| Runs           | 4    | McNeese         | 3/10/24 |
| Earned Runs    | 4    | McNeese         | 3/10/24 |
| Walks          | 4    | at #23 Auburn   | 3/24/23 |
| Strikeouts     | 10   | 3x (Missouri)   | 3/17/24 |

**CAREER HIGHS**

| Category       | High | Opponent (Last) | Date    |
|----------------|------|-----------------|---------|
| Innings        | 7.0  | 2x (Kansas)     | 5/18/23 |
| Longest Start  | 7.0  | 2x (Kansas)     | 5/18/23 |
| Shortest Start | 2.2  | at Oklahoma     | 4/14/23 |
| Longest Relief | 3.2  | West Virginia   | 4/24/22 |
| Hits           | 8    | TCU             | 4/1/23  |
| Runs           | 7    | TCU             | 4/1/23  |
| Earned Runs    | 7    | TCU             | 4/1/23  |
| Walks          | 5    | at Oklahoma     | 4/14/23 |
| Strikeouts     | 13   | Kansas          | 5/18/23 |



**25 BRADY TYGART**

**SEASON HIGHS**

| Category       | High | Opponent (Last)    | Date    |
|----------------|------|--------------------|---------|
| Innings        | 6.0  | vs. Oklahoma State | 2/24/24 |
| Longest Start  | 6.0  | vs. Oklahoma State | 2/24/24 |
| Shortest Start | 3.2  | at #23 Auburn      | 3/22/24 |
| Longest Relief | --   | --                 | --      |
| Hits           | 5    | vs. #8 LSU         | 3/30/24 |
| Runs           | 4    | vs. #8 LSU         | 3/30/24 |
| Earned Runs    | 4    | vs. #8 LSU         | 3/30/24 |
| Walks          | 5    | at #23 Auburn      | 3/22/24 |
| Strikeouts     | 10   | Murray State       | 3/2/24  |

**CAREER HIGHS**

| Category       | High | Opponent (Last)    | Date    |
|----------------|------|--------------------|---------|
| Innings        | 6.0  | vs. Oklahoma State | 2/24/24 |
| Longest Start  | 6.0  | vs. Oklahoma State | 2/24/24 |
| Shortest Start | 1.0  | Texas A&M          | 4/28/23 |
| Longest Relief | 3.2  | Mississippi State  | 4/3/22  |
| Hits           | 5    | vs. #8 LSU         | 3/30/24 |
| Runs           | 4    | 3x (vs. #8 LSU)    | 3/30/24 |
| Earned Runs    | 4    | 2x (vs. #8 LSU)    | 3/30/24 |
| Walks          | 5    | at #23 Auburn      | 3/22/24 |
| Strikeouts     | 10   | Murray State       | 3/2/24  |



**26 TATE MCGUIRE**

**SEASON HIGHS**

| Category       | High | Opponent (Last) | Date    |
|----------------|------|-----------------|---------|
| Innings        | 1.0  | Grambling       | 2/27/24 |
| Longest Start  | --   | --              | --      |
| Shortest Start | --   | --              | --      |
| Longest Relief | 1.0  | Grambling       | 2/27/24 |
| Hits           | 3    | Grambling       | 2/27/24 |
| Runs           | 1    | Grambling       | 2/27/24 |
| Earned Runs    | 1    | Grambling       | 2/27/24 |
| Walks          | 2    | James Madison   | 2/18/24 |
| Strikeouts     | 3    | Grambling       | 2/27/24 |

**CAREER HIGHS**

| Category       | High | Opponent (Last) | Date    |
|----------------|------|-----------------|---------|
| Innings        | 1.0  | Grambling       | 2/27/24 |
| Longest Start  | --   | --              | --      |
| Shortest Start | --   | --              | --      |
| Longest Relief | 1.0  | Grambling       | 2/27/24 |
| Hits           | 3    | Grambling       | 2/27/24 |
| Runs           | 1    | Grambling       | 2/27/24 |
| Earned Runs    | 1    | Grambling       | 2/27/24 |
| Walks          | 2    | James Madison   | 2/18/24 |
| Strikeouts     | 3    | Grambling       | 2/27/24 |



**28 KOTY FRANK**

**SEASON HIGHS**

| Category       | High | Opponent (Last)    | Date    |
|----------------|------|--------------------|---------|
| Innings        | 3.0  | vs. #8 LSU         | 3/30/24 |
| Longest Start  | --   | --                 | --      |
| Shortest Start | --   | --                 | --      |
| Longest Relief | 3.0  | vs. #8 LSU         | 3/30/24 |
| Hits           | 5    | at #23 Auburn      | 3/22/24 |
| Runs           | 2    | 3x (at #23 Auburn) | 3/22/24 |
| Earned Runs    | 2    | UCA                | 3/5/24  |
| Walks          | 1    | 2x (Oral Roberts)  | 3/12/24 |
| Strikeouts     | 5    | vs. Oklahoma State | 2/24/24 |

**CAREER HIGHS**

| Category       | High | Opponent (Last)        | Date    |
|----------------|------|------------------------|---------|
| Innings        | 6.2  | 2x (BYU)               | 4/14/22 |
| Longest Start  | 6.2  | 2x (BYU)               | 4/14/22 |
| Shortest Start | 4.0  | Iowa                   | 5/1/22  |
| Longest Relief | 4.2  | Sam Houston            | 2/18/22 |
| Hits           | 10   | Michigan               | 3/25/22 |
| Runs           | 6    | Michigan               | 3/25/22 |
| Earned Runs    | 6    | Michigan               | 3/25/22 |
| Walks          | 4    | at Indiana             | 4/24/22 |
| Strikeouts     | 10   | vs. Northwestern State | 3/4/22  |



**31 DYLAN CARTER**

**SEASON HIGHS**

| Category       | High | Opponent (Last)  | Date    |
|----------------|------|------------------|---------|
| Innings        | 2.0  | Little Rock      | 3/26/24 |
| Longest Start  | --   | --               | --      |
| Shortest Start | --   | --               | --      |
| Longest Relief | 2.0  | Little Rock      | 3/26/24 |
| Hits           | 2    | Oral Roberts     | 3/12/24 |
| Runs           | 1    | Oral Roberts     | 3/12/24 |
| Earned Runs    | 1    | Oral Roberts     | 3/12/24 |
| Walks          | 0    | 3x (Little Rock) | 3/26/24 |
| Strikeouts     | 0    | 3x (Little Rock) | 3/26/24 |

**CAREER HIGHS**

| Category       | High | Opponent (Last)    | Date    |
|----------------|------|--------------------|---------|
| Innings        | 4.2  | #16 Tennessee      | 4/16/23 |
| Longest Start  | --   | --                 | --      |
| Shortest Start | --   | --                 | --      |
| Longest Relief | 3.2  | Alabama            | 4/2/23  |
| Hits           | 6    | #16 Tennessee      | 4/16/23 |
| Runs           | 6    | at #1 LSU          | 3/25/23 |
| Earned Runs    | 5    | at #1 LSU          | 3/25/23 |
| Walks          | 3    | at #1 LSU          | 3/25/23 |
| Strikeouts     | 3    | 4x (#16 Tennessee) | 4/16/23 |



**32 HUNTER DIETZ**

**SEASON HIGHS**

| Category       | High | Opponent (Last) | Date    |
|----------------|------|-----------------|---------|
| Innings        | 0.2  | vs. #8 LSU      | 3/30/24 |
| Longest Start  | --   | --              | --      |
| Shortest Start | --   | --              | --      |
| Longest Relief | 0.2  | vs. #8 LSU      | 3/30/24 |
| Hits           | 1    | vs. #8 LSU      | 3/30/24 |
| Runs           | 0    | vs. #8 LSU      | 3/30/24 |
| Earned Runs    | 0    | vs. #8 LSU      | 3/30/24 |
| Walks          | 1    | vs. #8 LSU      | 3/30/24 |
| Strikeouts     | 1    | vs. #8 LSU      | 3/30/24 |

**CAREER HIGHS**

| Category       | High | Opponent (Last) | Date    |
|----------------|------|-----------------|---------|
| Innings        | 0.2  | vs. #8 LSU      | 3/30/24 |
| Longest Start  | --   | --              | --      |
| Shortest Start | --   | --              | --      |
| Longest Relief | 0.2  | vs. #8 LSU      | 3/30/24 |
| Hits           | 1    | vs. #8 LSU      | 3/30/24 |
| Runs           | 0    | vs. #8 LSU      | 3/30/24 |
| Earned Runs    | 0    | vs. #8 LSU      | 3/30/24 |
| Walks          | 1    | vs. #8 LSU      | 3/30/24 |
| Strikeouts     | 1    | vs. #8 LSU      | 3/30/24 |





**33 HAGEN SMITH**

**SEASON HIGHS**

| Category       | High | Opponent (Last)     | Date    |
|----------------|------|---------------------|---------|
| Innings        | 6.0  | 5x (#8 LSU)         | 3/28/24 |
| Longest Start  | 6.0  | 5x (#8 LSU)         | 3/28/24 |
| Shortest Start | 1.0  | James Madison       | 2/16/24 |
| Longest Relief | --   | --                  | --      |
| Hits           | 5    | #8 LSU              | 3/28/24 |
| Runs           | 3    | James Madison       | 2/16/24 |
| Earned Runs    | 3    | James Madison       | 2/16/24 |
| Walks          | 3    | McNeese             | 3/9/24  |
| Strikeouts     | 17   | vs. #7 Oregon State | 2/23/24 |

**CAREER HIGHS**

| Category       | High | Opponent (Last)           | Date    |
|----------------|------|---------------------------|---------|
| Innings        | 7.0  | 2x (LSU)                  | 4/15/22 |
| Longest Start  | 7.0  | 2x (LSU)                  | 4/15/22 |
| Shortest Start | 1.0  | 2x (James Madison)        | 2/16/24 |
| Longest Relief | 4.2  | at #1 LSU                 | 3/24/23 |
| Hits           | 7    | 2x (Ole Miss)             | 4/30/22 |
| Runs           | 8    | #17 TCU                   | 6/4/23  |
| Earned Runs    | 8    | #17 TCU                   | 6/4/23  |
| Walks          | 5    | 3x (at Mississippi State) | 5/5/23  |
| Strikeouts     | 17   | vs. #7 Oregon State       | 2/23/24 |



**34 DIEGO RAMOS**

**SEASON HIGHS**

| Category       | High | Opponent (Last) | Date |
|----------------|------|-----------------|------|
| Innings        | --   | --              | --   |
| Longest Start  | --   | --              | --   |
| Shortest Start | --   | --              | --   |
| Longest Relief | --   | --              | --   |
| Hits           | --   | --              | --   |
| Runs           | --   | --              | --   |
| Earned Runs    | --   | --              | --   |
| Walks          | --   | --              | --   |
| Strikeouts     | --   | --              | --   |

**CAREER HIGHS**

| Category       | High | Opponent (Last) | Date |
|----------------|------|-----------------|------|
| Innings        | --   | --              | --   |
| Longest Start  | --   | --              | --   |
| Shortest Start | --   | --              | --   |
| Longest Relief | --   | --              | --   |
| Hits           | --   | --              | --   |
| Runs           | --   | --              | --   |
| Earned Runs    | --   | --              | --   |
| Walks          | --   | --              | --   |
| Strikeouts     | --   | --              | --   |



**36 PARKER COIL**

**SEASON HIGHS**

| Category       | High | Opponent (Last) | Date    |
|----------------|------|-----------------|---------|
| Innings        | 2.0  | Grambling       | 2/27/24 |
| Longest Start  | --   | --              | --      |
| Shortest Start | --   | --              | --      |
| Longest Relief | 2.0  | Grambling       | 2/27/24 |
| Hits           | 4    | James Madison   | 2/17/24 |
| Runs           | 4    | James Madison   | 2/17/24 |
| Earned Runs    | 4    | James Madison   | 2/17/24 |
| Walks          | 1    | James Madison   | 2/17/24 |
| Strikeouts     | 1    | 2x (Grambling)  | 2/27/24 |

**CAREER HIGHS**

| Category       | High | Opponent (Last)    | Date    |
|----------------|------|--------------------|---------|
| Innings        | 3.2  | Army               | 3/7/23  |
| Longest Start  | 3.2  | Army               | 3/7/23  |
| Shortest Start | 2.0  | vs. Lipscomb       | 5/2/23  |
| Longest Relief | 2.2  | at Missouri State  | 4/25/23 |
| Hits           | 6    | Army               | 3/7/23  |
| Runs           | 4    | 2x (James Madison) | 2/17/24 |
| Earned Runs    | 4    | 2x (James Madison) | 2/17/24 |
| Walks          | 3    | vs. #15 TCU        | 2/18/23 |
| Strikeouts     | 4    | UNLV               | 3/14/23 |



**37 JAKE FAHERTY**

**SEASON HIGHS**

| Category       | High | Opponent (Last)         | Date    |
|----------------|------|-------------------------|---------|
| Innings        | 1.0  | James Madison           | 2/18/24 |
| Longest Start  | --   | --                      | --      |
| Shortest Start | --   | --                      | --      |
| Longest Relief | 1.0  | James Madison           | 2/18/24 |
| Hits           | 1    | 3x (McNeese)            | 3/9/24  |
| Runs           | 1    | 2x (vs. Oklahoma State) | 2/24/24 |
| Earned Runs    | 1    | vs. Oklahoma State      | 2/24/24 |
| Walks          | 2    | 2x (McNeese)            | 3/9/24  |
| Strikeouts     | 2    | vs. #7 Oregon State     | 2/23/24 |

**CAREER HIGHS**

| Category       | High | Opponent (Last)     | Date    |
|----------------|------|---------------------|---------|
| Innings        | 1.0  | James Madison       | 2/18/24 |
| Longest Start  | --   | --                  | --      |
| Shortest Start | --   | --                  | --      |
| Longest Relief | 1.0  | James Madison       | 2/18/24 |
| Hits           | 1    | 3x (McNeese)        | 3/9/24  |
| Runs           | 3    | Wright State        | 3/4/23  |
| Earned Runs    | 3    | Wright State        | 3/4/23  |
| Walks          | 3    | Wright State        | 3/4/23  |
| Strikeouts     | 2    | vs. #7 Oregon State | 2/23/24 |



### 38 COLIN FISHER

#### SEASON HIGHS

| Category       | High | Opponent (Last)    | Date    |
|----------------|------|--------------------|---------|
| Innings        | 5.0  | James Madison      | 2/19/24 |
| Longest Start  | 5.0  | James Madison      | 2/19/24 |
| Shortest Start | 1.0  | Grambling          | 2/27/24 |
| Longest Relief | 2.2  | at #23 Auburn      | 3/24/23 |
| Hits           | 4    | 2x (at #23 Auburn) | 3/24/23 |
| Runs           | 2    | 2x (at #23 Auburn) | 3/24/23 |
| Earned Runs    | 2    | 2x (at #23 Auburn) | 3/24/23 |
| Walks          | 1    | 3x (Oral Roberts)  | 3/12/24 |
| Strikeouts     | 6    | vs. Oklahoma State | 2/24/23 |

#### CAREER HIGHS

| Category       | High | Opponent (Last)    | Date    |
|----------------|------|--------------------|---------|
| Innings        | 5.0  | James Madison      | 2/19/24 |
| Longest Start  | 5.0  | James Madison      | 2/19/24 |
| Shortest Start | 1.0  | Grambling          | 2/27/24 |
| Longest Relief | 2.2  | at #23 Auburn      | 3/24/23 |
| Hits           | 4    | 2x (at #23 Auburn) | 3/24/23 |
| Runs           | 2    | 2x (at #23 Auburn) | 3/24/23 |
| Earned Runs    | 2    | 2x (at #23 Auburn) | 3/24/23 |
| Walks          | 1    | 3x (Oral Roberts)  | 3/12/24 |
| Strikeouts     | 6    | vs. Oklahoma State | 2/24/23 |



### 41 WILL McENTIRE

#### SEASON HIGHS

| Category       | High | Opponent (Last) | Date    |
|----------------|------|-----------------|---------|
| Innings        | 5.2  | James Madison   | 2/16/24 |
| Longest Start  | --   | --              | --      |
| Shortest Start | --   | --              | --      |
| Longest Relief | 5.2  | James Madison   | 2/16/24 |
| Hits           | 5    | McNeese         | 3/9/24  |
| Runs           | 2    | 2x (#8 LSU)     | 3/28/24 |
| Earned Runs    | 2    | 2x (#8 LSU)     | 3/28/24 |
| Walks          | 2    | #8 LSU          | 3/28/24 |
| Strikeouts     | 8    | #8 LSU          | 3/28/24 |

#### CAREER HIGHS

| Category       | High | Opponent (Last)           | Date    |
|----------------|------|---------------------------|---------|
| Innings        | 9.0  | Louisiana Tech            | 3/11/23 |
| Longest Start  | 9.0  | Louisiana Tech            | 3/11/23 |
| Shortest Start | 1.1  | vs. #15 TCU               | 2/18/23 |
| Longest Relief | 6.0  | #6 South Carolina         | 5/13/23 |
| Hits           | 9    | at #1 LSU                 | 3/25/23 |
| Runs           | 7    | at #1 LSU                 | 3/25/23 |
| Earned Runs    | 7    | at #1 LSU                 | 3/25/23 |
| Walks          | 4    | 2x (at #6 Oklahoma State) | 6/5/22  |
| Strikeouts     | 9    | 2x (#6 South Carolina)    | 5/13/23 |



### 40 BEN BYBEE

#### SEASON HIGHS

| Category       | High | Opponent (Last) | Date    |
|----------------|------|-----------------|---------|
| Innings        | 3.0  | Little Rock     | 3/26/24 |
| Longest Start  | 3.0  | Little Rock     | 3/26/24 |
| Shortest Start | --   | --              | --      |
| Longest Relief | --   | --              | --      |
| Hits           | 1    | Little Rock     | 3/26/24 |
| Runs           | 0    | Little Rock     | 3/26/24 |
| Earned Runs    | 0    | Little Rock     | 3/26/24 |
| Walks          | 0    | Little Rock     | 3/26/24 |
| Strikeouts     | 5    | Little Rock     | 3/26/24 |

#### CAREER HIGHS

| Category       | High | Opponent (Last)        | Date    |
|----------------|------|------------------------|---------|
| Innings        | 5.0  | UNLV                   | 3/15/23 |
| Longest Start  | 5.0  | UNLV                   | 3/15/23 |
| Shortest Start | 0.2  | Alabama                | 4/2/23  |
| Longest Relief | 2.0  | 2x (at Missouri State) | 4/25/23 |
| Hits           | 6    | UNLV                   | 3/15/23 |
| Runs           | 3    | 5x (#17 TCU)           | 6/4/23  |
| Earned Runs    | 3    | 3x (#17 TCU)           | 6/4/23  |
| Walks          | 4    | #16 Tennessee          | 4/16/23 |
| Strikeouts     | 6    | Little Rock            | 4/12/23 |



### 45 GAGE WOOD

#### SEASON HIGHS

| Category       | High | Opponent (Last) | Date    |
|----------------|------|-----------------|---------|
| Innings        | 2.1  | 2x (McNeese)    | 3/10/24 |
| Longest Start  | --   | --              | --      |
| Shortest Start | --   | --              | --      |
| Longest Relief | 2.1  | 2x (McNeese)    | 3/10/24 |
| Hits           | 3    | 2x (McNeese)    | 3/10/24 |
| Runs           | 1    | 3x (McNeese)    | 3/10/24 |
| Earned Runs    | 1    | 3x (McNeese)    | 3/10/24 |
| Walks          | 1    | 2x (Missouri)   | 3/17/24 |
| Strikeouts     | 4    | James Madison   | 2/16/24 |

#### CAREER HIGHS

| Category       | High | Opponent (Last)      | Date    |
|----------------|------|----------------------|---------|
| Innings        | 3.1  | #6 South Carolina    | 5/12/23 |
| Longest Start  | --   | --                   | --      |
| Shortest Start | --   | --                   | --      |
| Longest Relief | 3.1  | #6 South Carolina    | 5/12/23 |
| Hits           | 3    | 6x (McNeese)         | 3/10/24 |
| Runs           | 5    | at #12 Vanderbilt    | 5/19/23 |
| Earned Runs    | 5    | at #12 Vanderbilt    | 5/19/23 |
| Walks          | 3    | at Mississippi State | 5/5/23  |
| Strikeouts     | 6    | #16 Tennessee        | 4/15/23 |



**46 CHRISTIAN FOUTCH**

**SEASON HIGHS**

| Category       | High | Opponent (Last) | Date    |
|----------------|------|-----------------|---------|
| Innings        | 2.0  | 2x (#8 LSU)     | 3/29/24 |
| Longest Start  | --   | --              | --      |
| Shortest Start | --   | --              | --      |
| Longest Relief | 2.0  | 2x (#8 LSU)     | 3/29/24 |
| Hits           | 3    | James Madison   | 2/18/24 |
| Runs           | 1    | James Madison   | 2/18/24 |
| Earned Runs    | 1    | James Madison   | 2/18/24 |
| Walks          | 1    | Grambling       | 2/27/24 |
| Strikeouts     | 2    | James Madison   | 2/18/24 |

**CAREER HIGHS**

| Category       | High | Opponent (Last)    | Date    |
|----------------|------|--------------------|---------|
| Innings        | 2.0  | 4x (#8 LSU)        | 3/29/24 |
| Longest Start  | --   | --                 | --      |
| Shortest Start | --   | --                 | --      |
| Longest Relief | 2.0  | 4x (#8 LSU)        | 3/29/24 |
| Hits           | 6    | Little Rock        | 4/12/23 |
| Runs           | 4    | Little Rock        | 4/12/23 |
| Earned Runs    | 4    | Little Rock        | 4/12/23 |
| Walks          | 2    | 3x (vs. Lipscomb)  | 5/2/23  |
| Strikeouts     | 2    | 3x (James Madison) | 2/18/24 |



**49 STONE HEWLETT**

**SEASON HIGHS**

| Category       | High | Opponent (Last)     | Date    |
|----------------|------|---------------------|---------|
| Innings        | 1.0  | 3x (Little Rock)    | 3/26/24 |
| Longest Start  | --   | --                  | --      |
| Shortest Start | --   | --                  | --      |
| Longest Relief | 1.0  | 3x (Little Rock)    | 3/26/24 |
| Hits           | 1    | 2x (Oral Roberts)   | 3/12/24 |
| Runs           | 1    | vs. #7 Oregon State | 2/23/24 |
| Earned Runs    | 1    | vs. #7 Oregon State | 2/23/24 |
| Walks          | 1    | James Madison       | 2/19/24 |
| Strikeouts     | 4    | UCA                 | 3/5/24  |

**CAREER HIGHS**

| Category       | High | Opponent (Last)        | Date    |
|----------------|------|------------------------|---------|
| Innings        | 3.1  | 2x (Oakland)           | 2/27/23 |
| Longest Start  | 2.0  | at Charleston Southern | 3/8/22  |
| Shortest Start | --   | --                     | --      |
| Longest Relief | 3.1  | 2x (Oakland)           | 2/27/23 |
| Hits           | 6    | 2x (Air Force)         | 4/26/22 |
| Runs           | 6    | 2x (Air Force)         | 4/26/22 |
| Earned Runs    | 6    | 2x (Air Force)         | 4/26/22 |
| Walks          | 2    | 7x (Wichita State)     | 3/8/23  |
| Strikeouts     | 4    | 2x (UCA)               | 3/5/24  |




**48 COOPER DOSSETT**

**SEASON HIGHS**

| Category       | High | Opponent (Last)    | Date    |
|----------------|------|--------------------|---------|
| Innings        | 1.1  | 2x (at #23 Auburn) | 3/22/24 |
| Longest Start  | --   | --                 | --      |
| Shortest Start | --   | --                 | --      |
| Longest Relief | 1.1  | 2x (at #23 Auburn) | 3/22/24 |
| Hits           | 2    | at #23 Auburn      | 3/24/23 |
| Runs           | 2    | 2x (at #23 Auburn) | 3/24/23 |
| Earned Runs    | 2    | 2x (at #23 Auburn) | 3/24/23 |
| Walks          | 1    | UCA                | 3/5/24  |
| Strikeouts     | 3    | Grambling          | 2/27/24 |

**CAREER HIGHS**

| Category       | High | Opponent (Last)    | Date    |
|----------------|------|--------------------|---------|
| Innings        | 1.1  | 2x (at #23 Auburn) | 3/22/24 |
| Longest Start  | --   | --                 | --      |
| Shortest Start | --   | --                 | --      |
| Longest Relief | 1.1  | 2x (at #23 Auburn) | 3/22/24 |
| Hits           | 2    | 2x (at #23 Auburn) | 3/24/23 |
| Runs           | 4    | vs. #15 TCU        | 2/18/23 |
| Earned Runs    | 4    | vs. #15 TCU        | 2/18/23 |
| Walks          | 3    | vs. #15 TCU        | 2/18/23 |
| Strikeouts     | 3    | Grambling          | 2/27/24 |



**51 JACK SMITH**

**SEASON HIGHS**

| Category       | High | Opponent (Last) | Date |
|----------------|------|-----------------|------|
| Innings        | --   | --              | --   |
| Longest Start  | --   | --              | --   |
| Shortest Start | --   | --              | --   |
| Longest Relief | --   | --              | --   |
| Hits           | --   | --              | --   |
| Runs           | --   | --              | --   |
| Earned Runs    | --   | --              | --   |
| Walks          | --   | --              | --   |
| Strikeouts     | --   | --              | --   |

**CAREER HIGHS**

| Category       | High | Opponent (Last) | Date |
|----------------|------|-----------------|------|
| Innings        | --   | --              | --   |
| Longest Start  | --   | --              | --   |
| Shortest Start | --   | --              | --   |
| Longest Relief | --   | --              | --   |
| Hits           | --   | --              | --   |
| Runs           | --   | --              | --   |
| Earned Runs    | --   | --              | --   |
| Walks          | --   | --              | --   |
| Strikeouts     | --   | --              | --   |



**61 ADAM HACHMAN**

**SEASON HIGHS**

| Category       | High | Opponent (Last) | Date |
|----------------|------|-----------------|------|
| Innings        | --   | --              | --   |
| Longest Start  | --   | --              | --   |
| Shortest Start | --   | --              | --   |
| Longest Relief | --   | --              | --   |
| Hits           | --   | --              | --   |
| Runs           | --   | --              | --   |
| Earned Runs    | --   | --              | --   |
| Walks          | --   | --              | --   |
| Strikeouts     | --   | --              | --   |

**CAREER HIGHS**

| Category       | High | Opponent (Last) | Date |
|----------------|------|-----------------|------|
| Innings        | --   | --              | --   |
| Longest Start  | --   | --              | --   |
| Shortest Start | --   | --              | --   |
| Longest Relief | --   | --              | --   |
| Hits           | --   | --              | --   |
| Runs           | --   | --              | --   |
| Earned Runs    | --   | --              | --   |
| Walks          | --   | --              | --   |
| Strikeouts     | --   | --              | --   |



Record: 23-3 Home: 19-1 Away: 2-1 Neutral: 2-1 SEC: 8-1

| Player                | avg  | gp-gs | ab  | r   | h   | 2b | 3b | hr | rbi | tb  | slg% | bb  | hp | so  | gdp | ob%  | sf | sh | sb-att | po  | a   | e  | fld%  |  |  |
|-----------------------|------|-------|-----|-----|-----|----|----|----|-----|-----|------|-----|----|-----|-----|------|----|----|--------|-----|-----|----|-------|--|--|
| 10 Peyton Stovall     | .364 | 14-14 | 55  | 12  | 20  | 3  | 0  | 4  | 17  | 35  | .636 | 7   | 2  | 13  | 0   | .446 | 1  | 0  | 1-2    | 17  | 33  | 0  | 1.000 |  |  |
| 24 Peyton Holt        | .327 | 18-13 | 49  | 13  | 16  | 1  | 1  | 0  | 6   | 19  | .388 | 6   | 4  | 6   | 0   | .441 | 0  | 0  | 2-3    | 10  | 25  | 2  | .946  |  |  |
| 12 Jared Sprague-Lott | .296 | 20-20 | 71  | 18  | 21  | 4  | 0  | 2  | 10  | 31  | .437 | 15  | 3  | 12  | 1   | .438 | 0  | 2  | 1-1    | 15  | 30  | 5  | .900  |  |  |
| 6 Ben McLaughlin      | .295 | 26-26 | 88  | 19  | 26  | 6  | 0  | 3  | 20  | 41  | .466 | 23  | 1  | 13  | 4   | .439 | 2  | 0  | 0-0    | 166 | 16  | 1  | .995  |  |  |
| 14 Ross Lovich        | .289 | 17-13 | 45  | 12  | 13  | 2  | 1  | 2  | 14  | 23  | .511 | 6   | 4  | 13  | 2   | .411 | 1  | 0  | 1-1    | 11  | 0   | 1  | .917  |  |  |
| 5 Kendall Diggs       | .289 | 26-26 | 97  | 20  | 28  | 8  | 1  | 6  | 21  | 56  | .577 | 20  | 0  | 21  | 0   | .407 | 1  | 0  | 2-3    | 31  | 3   | 1  | .971  |  |  |
| 3 Nolan Souza         | .286 | 16-14 | 42  | 10  | 12  | 2  | 0  | 3  | 9   | 23  | .548 | 10  | 2  | 13  | 0   | .444 | 0  | 0  | 3-3    | 5   | 6   | 0  | 1.000 |  |  |
| 19 Will Edmunson      | .283 | 19-11 | 46  | 16  | 13  | 3  | 0  | 1  | 8   | 19  | .413 | 6   | 3  | 6   | 2   | .400 | 0  | 0  | 5-6    | 15  | 0   | 0  | 1.000 |  |  |
| 9 Wehiwa Aloy         | .273 | 26-26 | 99  | 20  | 27  | 2  | 0  | 6  | 25  | 47  | .475 | 13  | 5  | 21  | 3   | .381 | 1  | 0  | 5-5    | 20  | 42  | 1  | .984  |  |  |
| 8 Hudson White        | .268 | 20-19 | 71  | 12  | 19  | 7  | 0  | 1  | 10  | 29  | .408 | 10  | 3  | 14  | 1   | .376 | 1  | 0  | 0-1    | 188 | 8   | 1  | .995  |  |  |
| 1 Ty Wilmsmeyer       | .258 | 21-19 | 66  | 12  | 17  | 1  | 0  | 1  | 12  | 21  | .318 | 8   | 2  | 18  | 2   | .355 | 0  | 2  | 1-2    | 32  | 1   | 0  | 1.000 |  |  |
| -----                 |      |       |     |     |     |    |    |    |     |     |      |     |    |     |     |      |    |    |        |     |     |    |       |  |  |
| 4 Jack Wagner         | .300 | 7-5   | 20  | 4   | 6   | 2  | 0  | 2  | 5   | 14  | .700 | 3   | 1  | 4   | 1   | .400 | 1  | 0  | 1-1    | 9   | 1   | 2  | .833  |  |  |
| 13 Jayson Jones       | .200 | 12-11 | 40  | 7   | 8   | 1  | 0  | 3  | 13  | 18  | .450 | 4   | 1  | 10  | 1   | .289 | 0  | 0  | 1-1    | 13  | 1   | 0  | 1.000 |  |  |
| 16 Hudson Polk        | .188 | 7-4   | 16  | 4   | 3   | 0  | 0  | 1  | 5   | 6   | .375 | 4   | 0  | 5   | 1   | .333 | 1  | 0  | 0-0    | 11  | 0   | 0  | 1.000 |  |  |
| 44 Parker Rowland     | .182 | 6-5   | 11  | 1   | 2   | 0  | 0  | 0  | 0   | 2   | .182 | 6   | 0  | 3   | 0   | .471 | 0  | 1  | 0-0    | 53  | 0   | 3  | .946  |  |  |
| 27 Ryder Helfrick     | .154 | 10-8  | 26  | 10  | 4   | 0  | 0  | 2  | 2   | 10  | .385 | 4   | 3  | 7   | 2   | .333 | 0  | 1  | 0-0    | 80  | 6   | 0  | 1.000 |  |  |
| Totals                | .279 | 26    | 842 | 190 | 235 | 42 | 3  | 37 | 177 | 394 | .468 | 145 | 34 | 179 | 20  | .402 | 9  | 6  | 23-29  | 688 | 201 | 18 | .980  |  |  |
| Opponents             | .197 | 26    | 813 | 73  | 160 | 20 | 1  | 18 | 68  | 236 | .290 | 76  | 28 | 334 | 14  | .286 | 5  | 10 | 19-23  | 640 | 224 | 29 | .968  |  |  |

LOB - Team (206), Opp (172). DPs turned - Team (17), Opp (27). CI - Team (1), White 1. IBB - Team (2), Sprague-Lott 1, McLaughlin 1, Opp (1). Picked off - White 1, Wilmsmeyer 1.

(All games Sorted by Earned run avg)

| Player              | era   | w-l  | app | gs | cg | sho | sv | ip    | h   | r   | er  | bb  | so  | 2b | 3b | hr | b/avg | wp | hp | bk | sfa | sha |  |
|---------------------|-------|------|-----|----|----|-----|----|-------|-----|-----|-----|-----|-----|----|----|----|-------|----|----|----|-----|-----|--|
| 33 Hagen Smith      | 1.54  | 5-0  | 7   | 7  | 0  | 0/2 | 0  | 35.0  | 16  | 6   | 6   | 10  | 72  | 1  | 0  | 4  | .136  | 1  | 2  | 0  | 0   | 2   |  |
| 41 Will McEntire    | 1.93  | 2-0  | 13  | 0  | 0  | 0/3 | 3  | 32.2  | 22  | 8   | 7   | 6   | 41  | 5  | 0  | 1  | .191  | 3  | 0  | 0  | 1   | 0   |  |
| 25 Brady Tygart     | 2.51  | 3-0  | 7   | 7  | 0  | 0/1 | 0  | 32.1  | 20  | 9   | 9   | 16  | 42  | 1  | 0  | 4  | .185  | 1  | 10 | 1  | 0   | 3   |  |
| 21 Mason Molina     | 3.00  | 3-0  | 7   | 7  | 0  | 0/0 | 0  | 33.0  | 19  | 11  | 11  | 18  | 54  | 3  | 0  | 2  | .171  | 1  | 6  | 1  | 0   | 2   |  |
| -----               |       |      |     |    |    |     |    |       |     |     |     |     |     |    |    |    |       |    |    |    |     |     |  |
| 40 Ben Bybee        | 0.00  | 1-0  | 1   | 1  | 0  | 0/1 | 0  | 3.0   | 1   | 0   | 0   | 0   | 5   | 0  | 0  | 0  | .100  | 0  | 0  | 0  | 0   | 0   |  |
| 32 Hunter Dietz     | 0.00  | 0-0  | 1   | 0  | 0  | 0/0 | 0  | 0.2   | 1   | 0   | 0   | 1   | 1   | 0  | 0  | 0  | .333  | 0  | 1  | 0  | 0   | 0   |  |
| 46 Christian Foutch | 1.23  | 0-0  | 5   | 0  | 0  | 0/2 | 0  | 7.1   | 6   | 1   | 1   | 1   | 4   | 1  | 0  | 1  | .250  | 2  | 0  | 0  | 1   | 0   |  |
| 49 Stone Hewlett    | 1.50  | 1-0  | 11  | 0  | 0  | 0/2 | 1  | 6.0   | 2   | 1   | 1   | 1   | 14  | 0  | 0  | 0  | .091  | 1  | 0  | 0  | 0   | 0   |  |
| 38 Colin Fisher     | 2.50  | 4-1  | 7   | 4  | 0  | 0/1 | 0  | 18.0  | 18  | 6   | 5   | 3   | 20  | 0  | 0  | 3  | .261  | 0  | 3  | 0  | 0   | 1   |  |
| 31 Dylan Carter     | 2.70  | 0-0  | 3   | 0  | 0  | 0/1 | 0  | 3.1   | 2   | 1   | 1   | 0   | 0   | 1  | 0  | 0  | .182  | 0  | 0  | 0  | 1   | 0   |  |
| 45 Gage Wood        | 2.79  | 2-0  | 8   | 0  | 0  | 0/0 | 1  | 9.2   | 11  | 3   | 3   | 2   | 15  | 1  | 1  | 1  | .282  | 0  | 1  | 0  | 0   | 1   |  |
| 28 Koty Frank       | 3.06  | 1-0  | 11  | 0  | 0  | 0/1 | 3  | 17.2  | 16  | 8   | 6   | 2   | 19  | 4  | 0  | 1  | .239  | 0  | 2  | 0  | 1   | 0   |  |
| 20 Gabe Gaeckle     | 3.71  | 0-2  | 10  | 0  | 0  | 0/1 | 5  | 17.0  | 9   | 7   | 7   | 7   | 24  | 1  | 0  | 0  | .145  | 1  | 0  | 0  | 0   | 0   |  |
| 37 Jake Faherty     | 3.86  | 0-0  | 4   | 0  | 0  | 0/0 | 1  | 2.1   | 3   | 2   | 1   | 4   | 5   | 1  | 0  | 0  | .333  | 1  | 1  | 0  | 1   | 0   |  |
| 26 Tate McGuire     | 5.40  | 0-0  | 2   | 0  | 0  | 0/0 | 0  | 1.2   | 3   | 1   | 1   | 2   | 4   | 1  | 0  | 0  | .375  | 0  | 1  | 0  | 0   | 0   |  |
| 48 Cooper Dossett   | 6.35  | 1-0  | 6   | 0  | 0  | 0/1 | 0  | 5.2   | 2   | 4   | 4   | 2   | 9   | 0  | 0  | 1  | .111  | 0  | 1  | 0  | 0   | 0   |  |
| 36 Parker Coil      | 11.25 | 0-0  | 3   | 0  | 0  | 0/0 | 0  | 4.0   | 9   | 5   | 5   | 1   | 5   | 0  | 0  | 0  | .474  | 0  | 0  | 0  | 0   | 1   |  |
| Totals              | 2.67  | 23-3 | 26  | 26 | 0  | 5/5 | 14 | 229.1 | 160 | 73  | 68  | 76  | 334 | 20 | 1  | 18 | .197  | 11 | 28 | 2  | 5   | 10  |  |
| Opponents           | 6.79  | 3-23 | 26  | 26 | 0  | 0/0 | 1  | 213.1 | 235 | 190 | 161 | 145 | 179 | 42 | 3  | 37 | .279  | 23 | 34 | 1  | 9   | 6   |  |

PB - Team (3), White 2, Helfrick 1, Opp (1). Pickoffs - Team (5), Molina 2, Tygart 1, Smith, H. 1, Fisher 1, Opp (2). SBA/ATT - White (9-10), Rowland (8-8), Molina (5-7), Tygart (3-4), Hewlett (4-4), Helfrick (2-4), Smith, H. (2-2), Frank (2-2), Coil (1-1), Wood (1-1), Dossett (0-1), McEntire (1-1).

Record: 8-1 Home: 6-0 Away: 2-1 SEC: 8-1

| Player                | avg  | gp-gs | ab  | r  | h  | 2b | 3b | hr | rbi | tb  | slg%  | bb | hp | so  | gdp | ob%  | sf | sh | sb-att | po  | a  | e | fld%  |
|-----------------------|------|-------|-----|----|----|----|----|----|-----|-----|-------|----|----|-----|-----|------|----|----|--------|-----|----|---|-------|
| 10 Peyton Stovall     | .382 | 9-9   | 34  | 6  | 13 | 3  | 0  | 2  | 8   | 22  | .647  | 5  | 2  | 9   | 0   | .476 | 1  | 0  | 1-2    | 15  | 28 | 0 | 1.000 |
| 8 Hudson White        | .323 | 8-8   | 31  | 3  | 10 | 2  | 0  | 0  | 2   | 12  | .387  | 2  | 2  | 6   | 0   | .400 | 0  | 0  | 0-1    | 79  | 3  | 1 | .988  |
| 19 Will Edmunson      | .313 | 6-4   | 16  | 5  | 5  | 2  | 0  | 0  | 3   | 7   | .438  | 2  | 1  | 2   | 0   | .421 | 0  | 0  | 1-1    | 5   | 0  | 0 | 1.000 |
| 9 Wehiwa Aloy         | .281 | 9-9   | 32  | 6  | 9  | 0  | 0  | 3  | 6   | 18  | .563  | 7  | 2  | 6   | 0   | .429 | 1  | 0  | 2-2    | 7   | 18 | 0 | 1.000 |
| 1 Ty Wilmsmeyer       | .267 | 9-8   | 30  | 6  | 8  | 1  | 0  | 0  | 5   | 9   | .300  | 2  | 1  | 7   | 1   | .333 | 0  | 0  | 0-0    | 14  | 1  | 0 | 1.000 |
| 5 Kendall Diggs       | .216 | 9-9   | 37  | 6  | 8  | 2  | 1  | 3  | 9   | 21  | .568  | 4  | 0  | 9   | 0   | .293 | 0  | 0  | 0-1    | 11  | 1  | 0 | 1.000 |
| 6 Ben McLaughlin      | .200 | 9-9   | 30  | 5  | 6  | 1  | 0  | 2  | 5   | 13  | .433  | 9  | 0  | 5   | 0   | .366 | 2  | 0  | 0-0    | 65  | 5  | 0 | 1.000 |
| 3 Nolan Souza         | .200 | 7-6   | 20  | 4  | 4  | 0  | 0  | 2  | 3   | 10  | .500  | 3  | 1  | 8   | 0   | .333 | 0  | 0  | 1-1    | 0   | 0  | 0 | .000  |
| 14 Ross Lovich        | .200 | 6-5   | 15  | 5  | 3  | 0  | 1  | 1  | 5   | 8   | .533  | 3  | 1  | 5   | 1   | .368 | 0  | 0  | 0-0    | 4   | 0  | 1 | .800  |
| 12 Jared Sprague-Lott | .172 | 8-8   | 29  | 5  | 5  | 0  | 0  | 1  | 4   | 8   | .276  | 5  | 1  | 6   | 1   | .314 | 0  | 1  | 0-0    | 5   | 12 | 0 | 1.000 |
| -----                 |      |       |     |    |    |    |    |    |     |     |       |    |    |     |     |      |    |    |        |     |    |   |       |
| 27 Ryder Helfrick     | .400 | 2-1   | 5   | 2  | 2  | 0  | 0  | 1  | 1   | 5   | 1.000 | 0  | 0  | 1   | 0   | .400 | 0  | 0  | 0-0    | 12  | 1  | 0 | 1.000 |
| 4 Jack Wagner         | .250 | 1-1   | 4   | 1  | 1  | 0  | 0  | 1  | 1   | 4   | 1.000 | 1  | 0  | 2   | 0   | .400 | 0  | 0  | 0-0    | 0   | 0  | 0 | .000  |
| 24 Peyton Holt        | .000 | 2-1   | 4   | 0  | 0  | 0  | 0  | 0  | 0   | 0   | .000  | 1  | 0  | 2   | 0   | .200 | 0  | 0  | 0-0    | 0   | 1  | 0 | 1.000 |
| 44 Parker Rowland     | .000 | 2-2   | 4   | 0  | 0  | 0  | 0  | 0  | 0   | 0   | .000  | 1  | 0  | 2   | 0   | .200 | 0  | 0  | 0-0    | 22  | 0  | 2 | .917  |
| 13 Jayson Jones       | .000 | 1-1   | 2   | 0  | 0  | 0  | 0  | 0  | 0   | 0   | .000  | 0  | 1  | 0   | 0   | .333 | 0  | 0  | 0-0    | 0   | 0  | 0 | .000  |
| 16 Hudson Polk        | .000 | 1-0   | 2   | 0  | 0  | 0  | 0  | 0  | 0   | 0   | .000  | 0  | 0  | 1   | 1   | .000 | 0  | 0  | 0-0    | 0   | 0  | 0 | .000  |
| Totals                | .251 | 9     | 295 | 54 | 74 | 11 | 2  | 16 | 52  | 137 | .464  | 45 | 12 | 71  | 4   | .368 | 4  | 1  | 5-8    | 243 | 77 | 4 | .988  |
| Opponents             | .205 | 9     | 283 | 26 | 58 | 10 | 0  | 10 | 23  | 98  | .346  | 31 | 9  | 110 | 7   | .302 | 1  | 3  | 8-11   | 229 | 65 | 7 | .977  |

LOB - Team (74), Opp (59). DPs turned - Team (9), Opp (7). CI - Team (1), White 1.

### (SEC games only Sorted by Earned run avg)

| Player              | era  | w-l | app | gs | cg | sho | sv | ip   | h  | r  | er | bb | so  | 2b | 3b | hr | b/avg | wp | hp | bk | sfa | sha |  |
|---------------------|------|-----|-----|----|----|-----|----|------|----|----|----|----|-----|----|----|----|-------|----|----|----|-----|-----|--|
| 33 Hagen Smith      | 1.00 | 3-0 | 3   | 3  | 0  | 0/2 | 0  | 18.0 | 10 | 2  | 2  | 3  | 32  | 1  | 0  | 2  | .161  | 1  | 1  | 0  | 0   | 1   |  |
| 41 Will McEntire    | 1.59 | 1-0 | 5   | 0  | 0  | 0/2 | 2  | 11.1 | 5  | 2  | 2  | 4  | 19  | 2  | 0  | 0  | .132  | 1  | 0  | 0  | 0   | 0   |  |
| 21 Mason Molina     | 2.35 | 1-0 | 3   | 3  | 0  | 0/0 | 0  | 15.1 | 11 | 4  | 4  | 10 | 21  | 1  | 0  | 0  | .212  | 0  | 3  | 0  | 0   | 1   |  |
| 25 Brady Tygart     | 5.11 | 0-0 | 3   | 3  | 0  | 0/1 | 0  | 12.1 | 9  | 7  | 7  | 9  | 14  | 1  | 0  | 3  | .209  | 1  | 3  | 1  | 0   | 1   |  |
| -----               |      |     |     |    |    |     |    |      |    |    |    |    |     |    |    |    |       |    |    |    |     |     |  |
| 46 Christian Foutch | 0.00 | 0-0 | 2   | 0  | 0  | 0/1 | 0  | 4.0  | 2  | 0  | 0  | 0  | 1   | 1  | 0  | 0  | .167  | 1  | 0  | 0  | 1   | 0   |  |
| 45 Gage Wood        | 0.00 | 0-0 | 2   | 0  | 0  | 0/0 | 0  | 1.2  | 2  | 0  | 0  | 1  | 3   | 1  | 0  | 0  | .333  | 0  | 1  | 0  | 0   | 0   |  |
| 49 Stone Hewlett    | 0.00 | 1-0 | 4   | 0  | 0  | 0/0 | 1  | 1.1  | 0  | 0  | 0  | 0  | 4   | 0  | 0  | 0  | .000  | 0  | 0  | 0  | 0   | 0   |  |
| 32 Hunter Dietz     | 0.00 | 0-0 | 1   | 0  | 0  | 0/0 | 0  | 0.2  | 1  | 0  | 0  | 1  | 1   | 0  | 0  | 0  | .333  | 0  | 1  | 0  | 0   | 0   |  |
| 28 Koty Frank       | 3.18 | 1-0 | 3   | 0  | 0  | 0/0 | 0  | 5.2  | 7  | 3  | 2  | 0  | 6   | 2  | 0  | 1  | .318  | 0  | 0  | 0  | 0   | 0   |  |
| 20 Gabe Gaeckle     | 5.79 | 0-1 | 4   | 0  | 0  | 0/1 | 1  | 4.2  | 3  | 3  | 3  | 2  | 5   | 1  | 0  | 0  | .176  | 0  | 0  | 0  | 0   | 0   |  |
| 38 Colin Fisher     | 7.36 | 0-0 | 2   | 0  | 0  | 0/0 | 0  | 3.2  | 6  | 3  | 3  | 0  | 1   | 0  | 0  | 3  | .375  | 0  | 0  | 0  | 0   | 0   |  |
| 48 Cooper Dossett   | 7.71 | 1-0 | 3   | 0  | 0  | 0/1 | 0  | 2.1  | 2  | 2  | 2  | 1  | 3   | 0  | 0  | 1  | .250  | 0  | 0  | 0  | 0   | 0   |  |
| Totals              | 2.78 | 8-1 | 9   | 9  | 0  | 3/3 | 4  | 81.0 | 58 | 26 | 25 | 31 | 110 | 10 | 0  | 10 | .205  | 4  | 9  | 1  | 1   | 3   |  |
| Opponents           | 5.54 | 1-8 | 9   | 9  | 0  | 0/0 | 1  | 76.1 | 74 | 54 | 47 | 45 | 71  | 11 | 2  | 16 | .251  | 9  | 12 | 0  | 4   | 1   |  |

Pickoffs - Team (2), Smith, H. 1, Molina 1. SBA/ATT - Rowland (5-5), White (3-4), Tygart (3-3), Molina (1-3), Frank (2-2), Smith, H. (2-2), Dossett (0-1), Helfrick (0-1).



| Score by innings | 1  | 2  | 3  | 4  | 5  | 6  | 7  | 8  | 9 | EX | Total |
|------------------|----|----|----|----|----|----|----|----|---|----|-------|
| Arkansas         | 21 | 13 | 28 | 32 | 30 | 38 | 8  | 18 | 1 | 1  | 190   |
| Opponents        | 6  | 2  | 7  | 7  | 11 | 16 | 11 | 6  | 6 | 1  | 73    |

**Record when ...**

|                      |      |                      |      |
|----------------------|------|----------------------|------|
| Overall              | 23-3 | After 6 leading      | 21-1 |
| Conference           | 8-1  | ..... trailing       | 1-1  |
| Non-Conference       | 15-2 | ..... tied           | 1-1  |
| Home games           | 19-1 | After 7 leading      | 18-1 |
| Away games           | 2-1  | ..... trailing       | 0-2  |
| Neutral site         | 2-1  | ..... tied           | 2-0  |
| Day games            | 16-2 | After 8 leading      | 15-1 |
| Night games          | 7-1  | ..... trailing       | 0-2  |
| vs Left starter      | 6-0  | ..... tied           | 2-0  |
| vs Right starter     | 17-3 |                      |      |
| 1-Run games          | 5-1  | Hit 0 home runs      | 6-2  |
| 2-Run games          | 6-1  | ... 1 home run       | 6-1  |
| 5+Run games          | 9-0  | ... 2+ home runs     | 11-0 |
| Extra innings        | 1-1  |                      |      |
| Shutouts             | 5-0  | Opponent 0 home runs | 14-1 |
|                      |      | ..... 1 home run     | 6-1  |
|                      |      | ..... 2+ HRs         | 3-1  |
| Scoring 0-2 runs     | 1-1  |                      |      |
| ..... 3-5 runs       | 8-1  |                      |      |
| ..... 6-9 runs       | 8-1  | Made 0 errors        | 15-0 |
| ..... 10+ runs       | 6-0  | ... 1 error          | 4-2  |
|                      |      | ... 2+ errors        | 4-1  |
| Opponent 0-2 runs    | 12-1 |                      |      |
| ..... 3-5 runs       | 10-0 | Opp. made 0 errors   | 6-1  |
| ..... 6-9 runs       | 1-2  | ..... 1 error        | 11-1 |
| ..... 10+ runs       | 0-0  | ..... 2+ errors      | 6-1  |
| Scored in 1st inning | 9-1  | Out-hit opponent     | 16-1 |
| Opp. scored in 1st   | 4-0  | Out-hit by opponent  | 4-0  |
| Scores first         | 16-3 | Hits are tied        | 3-2  |
| Opp. scores first    | 7-0  |                      |      |

**Record when team scores:**

|      |     |     |     |     |     |     |     |     |     |     |     |
|------|-----|-----|-----|-----|-----|-----|-----|-----|-----|-----|-----|
| Runs | 0   | 1   | 2   | 3   | 4   | 5   | 6   | 7   | 8   | 9   | 10+ |
| W-L  | 0-0 | 1-1 | 0-0 | 1-1 | 4-0 | 3-0 | 3-1 | 2-0 | 1-0 | 2-0 | 6-0 |

**Record when opponent scores:**

|      |     |     |     |     |     |     |     |     |     |     |     |
|------|-----|-----|-----|-----|-----|-----|-----|-----|-----|-----|-----|
| Runs | 0   | 1   | 2   | 3   | 4   | 5   | 6   | 7   | 8   | 9   | 10+ |
| W-L  | 5-0 | 6-0 | 1-1 | 3-0 | 3-0 | 4-0 | 0-0 | 1-1 | 0-1 | 0-0 | 0-0 |

**Record when leading after:**

|      |     |      |      |      |      |      |      |      |
|------|-----|------|------|------|------|------|------|------|
| Inn. | 1   | 2    | 3    | 4    | 5    | 6    | 7    | 8    |
| W-L  | 7-1 | 11-1 | 17-1 | 20-1 | 20-2 | 21-1 | 18-1 | 15-1 |

**Record when trailing after:**

|      |     |     |     |     |     |     |     |     |
|------|-----|-----|-----|-----|-----|-----|-----|-----|
| Inn. | 1   | 2   | 3   | 4   | 5   | 6   | 7   | 8   |
| W-L  | 3-0 | 2-0 | 3-0 | 0-0 | 0-0 | 1-1 | 0-2 | 0-2 |

**Record when tied after:**

|      |      |      |     |     |     |     |     |     |
|------|------|------|-----|-----|-----|-----|-----|-----|
| Inn. | 1    | 2    | 3   | 4   | 5   | 6   | 7   | 8   |
| W-L  | 13-2 | 10-2 | 3-2 | 3-2 | 3-1 | 1-1 | 2-0 | 2-0 |

Current winning streak: 4  
 Longest winning streak: 15  
 Longest losing streak: 1

Home attendance : 186612 ( 19 dates avg = 9821 )  
 Away attendance : 50271 ( 6 dates avg = 8378 )  
 Total attendance: 236883 ( 25 dates avg = 9475 )

# A ||| MISCELLANEOUS STATS

| <b>Multiple Hit Games</b> | <b>2</b> | <b>3</b> | <b>4</b> | <b>5+</b> | <b>Total</b> |
|---------------------------|----------|----------|----------|-----------|--------------|
| 5 Kendall Diggs           | 8        | -        | -        | -         | 8            |
| 12 Jared Sprague-Lott     | 6        | 1        | -        | -         | 7            |
| 10 Peyton Stovall         | 6        | 1        | -        | -         | 7            |
| 6 Ben McLaughlin          | 6        | -        | 1        | -         | 7            |
| 9 Wehiwa Aloy             | 5        | 1        | -        | -         | 6            |
| 8 Hudson White            | 3        | 1        | -        | -         | 4            |
| 24 Peyton Holt            | 3        | 1        | -        | -         | 4            |
| 14 Ross Lovich            | 3        | 1        | -        | -         | 4            |
| 1 Ty Wilmsmeyer           | 3        | 1        | -        | -         | 4            |
| 3 Nolan Souza             | 1        | 2        | -        | -         | 3            |
| 19 Will Edmunson          | 2        | 1        | -        | -         | 3            |
| 13 Jayson Jones           | 1        | -        | -        | -         | 1            |
| TEAM                      | 47       | 10       | 1        | 0         | 58           |

| <b>Multiple RBI Games</b> | <b>2</b> | <b>3</b> | <b>4</b> | <b>5+</b> | <b>Total</b> |
|---------------------------|----------|----------|----------|-----------|--------------|
| 5 Kendall Diggs           | 5        | 1        | -        | -         | 6            |
| 9 Wehiwa Aloy             | 1        | 1        | 3        | -         | 5            |
| 6 Ben McLaughlin          | 2        | 3        | -        | -         | 5            |
| 10 Peyton Stovall         | 3        | 2        | -        | -         | 5            |
| 14 Ross Lovich            | 3        | 1        | 1        | -         | 5            |
| 13 Jayson Jones           | 2        | -        | -        | 1         | 3            |
| 1 Ty Wilmsmeyer           | 1        | 1        | -        | 1         | 3            |
| 3 Nolan Souza             | 1        | 2        | -        | -         | 3            |
| 12 Jared Sprague-Lott     | 2        | 1        | -        | -         | 3            |
| 8 Hudson White            | 2        | -        | -        | -         | 2            |
| 19 Will Edmunson          | 2        | -        | -        | -         | 2            |
| 16 Hudson Polk            | -        | -        | 1        | -         | 1            |
| 4 Jack Wagner             | 1        | -        | -        | -         | 1            |
| TEAM                      | 25       | 12       | 5        | 2         | 44           |

| <b>Hitting Streaks</b> | <b>Longest</b> | <b>Current</b> |
|------------------------|----------------|----------------|
| 5 Kendall Diggs        | 11             | -              |
| 9 Wehiwa Aloy          | 9              | 9              |
| 12 Jared Sprague-Lott  | 8              | -              |
| 6 Ben McLaughlin       | 7              | -              |
| 10 Peyton Stovall      | 6              | 6              |
| 24 Peyton Holt         | 5              | -              |
| 4 Jack Wagner          | 4              | 4              |
| 14 Ross Lovich         | 4              | -              |
| 13 Jayson Jones        | 4              | -              |
| 8 Hudson White         | 4              | 4              |
| 19 Will Edmunson       | 4              | 1              |
| 1 Ty Wilmsmeyer        | 3              | 3              |
| 3 Nolan Souza          | 3              | -              |
| 44 Parker Rowland      | 2              | -              |
| 16 Hudson Polk         | 2              | -              |
| 27 Ryder Helfrick      | 1              | 1              |

| <b>Reached Base Streaks</b> | <b>Longest</b> | <b>Current</b> |
|-----------------------------|----------------|----------------|
| 9 Wehiwa Aloy               | 16             | 16             |
| 10 Peyton Stovall           | 14             | 14             |
| 6 Ben McLaughlin            | 13             | -              |
| 5 Kendall Diggs             | 12             | 5              |
| 3 Nolan Souza               | 11             | 2              |
| 12 Jared Sprague-Lott       | 9              | 5              |
| 1 Ty Wilmsmeyer             | 7              | 3              |
| 13 Jayson Jones             | 7              | 2              |
| 24 Peyton Holt              | 5              | 1              |
| 8 Hudson White              | 5              | 4              |
| 19 Will Edmunson            | 5              | 1              |
| 14 Ross Lovich              | 5              | 3              |
| 44 Parker Rowland           | 5              | -              |
| 4 Jack Wagner               | 4              | 4              |
| 27 Ryder Helfrick           | 3              | 3              |
| 16 Hudson Polk              | 2              | -              |



**Starting Lineup By Position  
(Team W-L record when starter)**

|                      |    |        |
|----------------------|----|--------|
| PITCHER:             |    |        |
| 33 Hagen Smith       | 7  | (7-0)  |
| 21 Mason Molina      | 7  | (5-2)  |
| 25 Brady Tygart      | 7  | (6-1)  |
| 38 Colin Fisher      | 4  | (4-0)  |
| 40 Ben Bybee         | 1  | (1-0)  |
| CATCHER:             |    |        |
| 8 Hudson White       | 13 | (11-2) |
| 27 Ryder Helfrick    | 7  | (6-1)  |
| 44 Parker Rowland    | 5  | (5-0)  |
| 16 Hudson Polk       | 1  | (1-0)  |
| FIRST BASE:          |    |        |
| 6 Ben McLaughlin     | 24 | (22-2) |
| 4 Jack Wagner        | 2  | (1-1)  |
| SECOND BASE:         |    |        |
| 10 Peyton Stovall    | 11 | (10-1) |
| 3 Nolan Souza        | 8  | (7-1)  |
| 24 Peyton Holt       | 7  | (6-1)  |
| THIRD BASE:          |    |        |
| 12 Jared Sprague-Lot | 20 | (18-2) |
| 24 Peyton Holt       | 6  | (5-1)  |
| SHORTSTOP:           |    |        |
| 9 Wehiwa Aloy        | 26 | (23-3) |
| LEFT FIELD:          |    |        |
| 13 Jayson Jones      | 11 | (10-1) |
| 14 Ross Lovich       | 9  | (8-1)  |
| 19 Will Edmunson     | 6  | (5-1)  |
| CENTER FIELD:        |    |        |
| 1 Ty Wilmsmeyer      | 19 | (16-3) |
| 19 Will Edmunson     | 5  | (5-0)  |
| 14 Ross Lovich       | 2  | (2-0)  |
| RIGHT FIELD:         |    |        |
| 5 Kendall Diggs      | 25 | (22-3) |
| 14 Ross Lovich       | 1  | (1-0)  |
| DESIGNATED HITTER:   |    |        |
| 3 Nolan Souza        | 6  | (5-1)  |
| 8 Hudson White       | 6  | (5-1)  |
| 10 Peyton Stovall    | 3  | (3-0)  |
| 16 Hudson Polk       | 3  | (3-0)  |
| 4 Jack Wagner        | 3  | (3-0)  |
| 6 Ben McLaughlin     | 2  | (1-1)  |
| 5 Kendall Diggs      | 1  | (1-0)  |
| 27 Ryder Helfrick    | 1  | (1-0)  |
| 14 Ross Lovich       | 1  | (1-0)  |

**Starting Lineup By Lineup Spot  
(Team W-L record when starter)**

|                      |    |        |
|----------------------|----|--------|
| LEADOFF:             |    |        |
| 10 Peyton Stovall    | 11 | (10-1) |
| 19 Will Edmunson     | 5  | (5-0)  |
| 8 Hudson White       | 4  | (3-1)  |
| 5 Kendall Diggs      | 3  | (2-1)  |
| 14 Ross Lovich       | 3  | (3-0)  |
| 2ND SPOT:            |    |        |
| 5 Kendall Diggs      | 12 | (10-2) |
| 9 Wehiwa Aloy        | 7  | (7-0)  |
| 8 Hudson White       | 3  | (2-1)  |
| 6 Ben McLaughlin     | 2  | (2-0)  |
| 10 Peyton Stovall    | 2  | (2-0)  |
| 3RD SPOT:            |    |        |
| 9 Wehiwa Aloy        | 12 | (10-2) |
| 6 Ben McLaughlin     | 8  | (7-1)  |
| 5 Kendall Diggs      | 5  | (5-0)  |
| 12 Jared Sprague-Lot | 1  | (1-0)  |
| CLEANUP:             |    |        |
| 6 Ben McLaughlin     | 11 | (9-2)  |
| 9 Wehiwa Aloy        | 4  | (3-1)  |
| 5 Kendall Diggs      | 3  | (3-0)  |
| 12 Jared Sprague-Lot | 3  | (3-0)  |
| 8 Hudson White       | 2  | (2-0)  |
| 16 Hudson Polk       | 2  | (2-0)  |
| 24 Peyton Holt       | 1  | (1-0)  |
| 5TH SPOT:            |    |        |
| 12 Jared Sprague-Lot | 5  | (5-0)  |
| 6 Ben McLaughlin     | 5  | (5-0)  |
| 14 Ross Lovich       | 3  | (3-0)  |
| 4 Jack Wagner        | 3  | (2-1)  |
| 27 Ryder Helfrick    | 3  | (2-1)  |
| 5 Kendall Diggs      | 3  | (3-0)  |
| 8 Hudson White       | 2  | (1-1)  |
| 9 Wehiwa Aloy        | 1  | (1-0)  |
| 24 Peyton Holt       | 1  | (1-0)  |
| 6TH SPOT:            |    |        |
| 13 Jayson Jones      | 6  | (5-1)  |
| 12 Jared Sprague-Lot | 5  | (5-0)  |
| 14 Ross Lovich       | 5  | (4-1)  |
| 24 Peyton Holt       | 4  | (4-0)  |
| 16 Hudson Polk       | 2  | (2-0)  |
| 9 Wehiwa Aloy        | 1  | (1-0)  |
| 3 Nolan Souza        | 1  | (0-1)  |
| 10 Peyton Stovall    | 1  | (1-0)  |
| 4 Jack Wagner        | 1  | (1-0)  |
| 7TH SPOT:            |    |        |
| 3 Nolan Souza        | 8  | (8-0)  |
| 24 Peyton Holt       | 4  | (2-2)  |
| 8 Hudson White       | 4  | (4-0)  |
| 19 Will Edmunson     | 3  | (3-0)  |
| 13 Jayson Jones      | 3  | (3-0)  |
| 12 Jared Sprague-Lot | 2  | (1-1)  |
| 9 Wehiwa Aloy        | 1  | (1-0)  |
| 14 Ross Lovich       | 1  | (1-0)  |
| 8TH SPOT:            |    |        |
| 3 Nolan Souza        | 5  | (4-1)  |
| 12 Jared Sprague-Lot | 4  | (3-1)  |
| 44 Parker Rowland    | 4  | (4-0)  |
| 8 Hudson White       | 3  | (3-0)  |
| 19 Will Edmunson     | 3  | (2-1)  |
| 24 Peyton Holt       | 2  | (2-0)  |
| 13 Jayson Jones      | 2  | (2-0)  |
| 14 Ross Lovich       | 1  | (1-0)  |
| 27 Ryder Helfrick    | 1  | (1-0)  |
| 4 Jack Wagner        | 1  | (1-0)  |



STARTERS SUMMARY

| Player            | GS | Position |    |    |    |    |    |    |    |    |    |    | Batting Order |     |     |     |     |     |     |     |     |
|-------------------|----|----------|----|----|----|----|----|----|----|----|----|----|---------------|-----|-----|-----|-----|-----|-----|-----|-----|
|                   |    | p        | c  | 1b | 2b | 3b | ss | lf | cf | rf | of | dh | 1st           | 2nd | 3rd | 4th | 5th | 6th | 7th | 8th | 9th |
| 5 Kendall Diggs   | 26 | .        | .  | .  | .  | .  | .  | .  | .  | 25 | .  | 1  | 3             | 12  | 5   | 3   | 3   | .   | .   | .   | .   |
| 6 Ben McLaughlin  | 26 | .        | .  | 24 | .  | .  | .  | .  | .  | .  | .  | 2  | .             | 2   | 8   | 11  | 5   | .   | .   | .   | .   |
| 9 Wehiwa Aloy     | 26 | .        | .  | .  | .  | .  | 26 | .  | .  | .  | .  | .  | .             | 7   | 12  | 4   | 1   | 1   | 1   | .   | .   |
| 12 Jared Sprague- | 20 | .        | .  | .  | .  | 20 | .  | .  | .  | .  | .  | .  | .             | .   | 1   | 3   | 5   | 5   | 2   | 4   | .   |
| 8 Hudson White    | 19 | .        | 13 | .  | .  | .  | .  | .  | .  | .  | .  | 6  | 4             | 3   | .   | 2   | 2   | .   | 4   | 3   | 1   |
| 1 Ty Wilmsmeyer   | 19 | .        | .  | .  | .  | .  | .  | .  | 19 | .  | .  | .  | .             | .   | .   | .   | .   | .   | .   | .   | 19  |
| 10 Peyton Stovall | 14 | .        | .  | .  | 11 | .  | .  | .  | .  | .  | .  | 3  | 11            | 2   | .   | .   | .   | 1   | .   | .   | .   |
| 3 Nolan Souza     | 14 | .        | .  | .  | 8  | .  | .  | .  | .  | .  | 6  | .  | .             | .   | .   | .   | 1   | 8   | 5   | .   | .   |
| 24 Peyton Holt    | 13 | .        | .  | .  | 7  | 6  | .  | .  | .  | .  | .  | .  | .             | .   | 1   | 1   | 4   | 4   | 2   | 1   | .   |
| 14 Ross Lovich    | 13 | .        | .  | .  | .  | .  | .  | 9  | 2  | 1  | .  | 1  | 3             | .   | .   | .   | 3   | 5   | 1   | 1   | .   |
| 13 Jayson Jones   | 11 | .        | .  | .  | .  | .  | .  | 11 | .  | .  | .  | .  | .             | .   | .   | .   | .   | 6   | 3   | 2   | .   |
| 19 Will Edmunson  | 11 | .        | .  | .  | .  | .  | .  | 6  | 5  | 1  | .  | .  | 5             | .   | .   | .   | .   | .   | 3   | 3   | .   |
| 27 Ryder Helfrick | 8  | .        | 7  | .  | .  | .  | .  | .  | .  | .  | .  | 1  | .             | .   | .   | .   | 3   | .   | .   | 1   | 4   |
| 25 Brady Tygart   | 7  | 7        | .  | .  | .  | .  | .  | .  | .  | .  | .  | .  | .             | .   | .   | .   | .   | .   | .   | .   | .   |
| 33 Hagen Smith    | 7  | 7        | .  | .  | .  | .  | .  | .  | .  | .  | .  | .  | .             | .   | .   | .   | .   | .   | .   | .   | .   |
| 21 Mason Molina   | 7  | 7        | .  | .  | .  | .  | .  | .  | .  | .  | .  | .  | .             | .   | .   | .   | .   | .   | .   | .   | .   |
| 44 Parker Rowlan  | 5  | .        | 5  | .  | .  | .  | .  | .  | .  | .  | .  | .  | .             | .   | .   | .   | .   | .   | .   | 4   | 1   |
| 4 Jack Wagner     | 5  | .        | .  | 2  | .  | .  | .  | .  | .  | .  | .  | 3  | .             | .   | .   | .   | 3   | 1   | .   | 1   | .   |
| 38 Colin Fisher   | 4  | 4        | .  | .  | .  | .  | .  | .  | .  | .  | .  | .  | .             | .   | .   | .   | .   | .   | .   | .   | .   |
| 16 Hudson Polk    | 4  | .        | 1  | .  | .  | .  | .  | .  | .  | .  | .  | 3  | .             | .   | 2   | .   | 2   | .   | .   | .   | .   |
| 40 Ben Bybee      | 1  | 1        | .  | .  | .  | .  | .  | .  | .  | .  | .  | .  | .             | .   | .   | .   | .   | .   | .   | .   | .   |



#9 Wehiwa Aloy - 26 games (All games)

| Date   | Opponent          | Pos | AB   | R  | H  | RBI | 2B | 3B | HR | BB | SB | CS | HBP | SAC | SF | GDP | K | PO | A  | E  | Avg  |      |
|--------|-------------------|-----|------|----|----|-----|----|----|----|----|----|----|-----|-----|----|-----|---|----|----|----|------|------|
| Feb 16 | JAMES MADISON     | *ss | 3    | 1  | 0  | 0   | 0  | 0  | 0  | 1  | 0  | 0  | 0   | 0   | 0  | 0   | 2 | 2  | 4  | 0  | .000 |      |
| Feb 17 | JAMES MADISON     | *ss | 5    | 1  | 1  | 2   | 0  | 0  | 0  | 1  | 0  | 0  | 0   | 0   | 0  | 1   | 2 | 0  | 1  | 0  | .125 |      |
| Feb 18 | JAMES MADISON     | *ss | 5    | 1  | 2  | 1   | 1  | 0  | 0  | 0  | 0  | 0  | 0   | 0   | 0  | 0   | 1 | 0  | 2  | 0  | .231 |      |
| Feb 19 | JAMES MADISON     | *ss | 4    | 0  | 2  | 1   | 0  | 0  | 0  | 0  | 0  | 0  | 0   | 0   | 0  | 0   | 0 | 1  | 2  | 0  | .294 |      |
| Feb 23 | vs Oregon State   | *ss | 3    | 1  | 0  | 0   | 0  | 0  | 0  | 0  | 0  | 0  | 1   | 0   | 0  | 0   | 2 | 1  | 0  | 0  | .250 |      |
| Feb 24 | vs Oklahoma State | *ss | 7    | 0  | 0  | 0   | 0  | 0  | 0  | 0  | 0  | 0  | 0   | 0   | 0  | 0   | 3 | 1  | 2  | 0  | .185 |      |
| Feb 25 | vs Michigan       | *ss | 3    | 1  | 0  | 0   | 0  | 0  | 0  | 0  | 1  | 0  | 1   | 0   | 0  | 0   | 1 | 4  | 2  | 0  | .167 |      |
| Feb 27 | GRAMBLING         | *ss | 3    | 1  | 1  | 0   | 1  | 0  | 0  | 0  | 0  | 0  | 0   | 0   | 0  | 0   | 0 | 0  | 0  | 0  | .182 |      |
| Mar 01 | MURRAY STATE      | *ss | 4    | 1  | 2  | 0   | 0  | 0  | 0  | 0  | 0  | 0  | 0   | 0   | 0  | 0   | 0 | 1  | 1  | 0  | .216 |      |
| Mar 02 | MURRAY STATE      | *ss | 5    | 1  | 0  | 0   | 0  | 0  | 0  | 0  | 0  | 0  | 0   | 0   | 0  | 0   | 0 | 0  | 1  | 1  | .190 |      |
| Mar 03 | MURRAY STATE      | *ss | 3    | 0  | 1  | 0   | 0  | 0  | 0  | 1  | 0  | 0  | 0   | 0   | 0  | 1   | 0 | 1  | 1  | 0  | .200 |      |
| Mar 05 | UCA               | *ss | 5    | 1  | 1  | 4   | 0  | 0  | 1  | 0  | 0  | 0  | 0   | 0   | 0  | 0   | 0 | 0  | 1  | 0  | .200 |      |
| Mar 09 | MCNEESE-1         | *ss | 4    | 0  | 1  | 1   | 0  | 0  | 0  | 0  | 0  | 0  | 0   | 0   | 0  | 1   | 2 | 1  | 0  | 0  | .204 |      |
| Mar 09 | MCNEESE-2         | *ss | 3    | 1  | 2  | 4   | 0  | 0  | 1  | 0  | 1  | 0  | 1   | 0   | 0  | 0   | 1 | 0  | 2  | 0  | .228 |      |
| Mar 10 | MCNEESE           | *ss | 4    | 2  | 1  | 1   | 0  | 0  | 0  | 1  | 0  | 0  | 0   | 0   | 0  | 0   | 1 | 0  | 0  | 0  | .230 |      |
| Mar 12 | ORAL ROBERTS      | *ss | 3    | 0  | 1  | 1   | 0  | 0  | 0  | 1  | 0  | 0  | 0   | 0   | 0  | 0   | 0 | 1  | 4  | 0  | .234 |      |
| Mar 15 | MISSOURI          | *ss | 3    | 1  | 0  | 0   | 0  | 0  | 0  | 1  | 0  | 0  | 0   | 0   | 0  | 0   | 0 | 0  | 1  | 0  | .224 |      |
| Mar 16 | MISSOURI          | *ss | 4    | 1  | 1  | 1   | 0  | 0  | 1  | 0  | 0  | 0  | 0   | 0   | 0  | 0   | 1 | 3  | 2  | 0  | .225 |      |
| Mar 17 | MISSOURI          | *ss | 3    | 0  | 2  | 3   | 0  | 0  | 0  | 1  | 0  | 0  | 0   | 0   | 1  | 0   | 0 | 0  | 5  | 0  | .243 |      |
| Mar 21 | at Auburn         | *ss | 2    | 1  | 1  | 1   | 0  | 0  | 1  | 1  | 0  | 0  | 1   | 0   | 0  | 0   | 0 | 0  | 0  | 0  | .250 |      |
| Mar 22 | at Auburn         | *ss | 4    | 1  | 1  | 0   | 0  | 0  | 0  | 0  | 0  | 0  | 1   | 0   | 0  | 0   | 1 | 1  | 2  | 0  | .250 |      |
| Mar 23 | at Auburn         | *ss | 5    | 0  | 1  | 0   | 0  | 0  | 0  | 0  | 0  | 0  | 0   | 0   | 0  | 0   | 0 | 2  | 2  | 0  | .247 |      |
| Mar 26 | LITTLE ROCK       | *ss | 3    | 2  | 3  | 4   | 0  | 0  | 1  | 1  | 1  | 0  | 0   | 0   | 0  | 0   | 0 | 0  | 1  | 0  | .273 |      |
| Mar 28 | LSU               | *ss | 2    | 1  | 1  | 0   | 0  | 0  | 0  | 3  | 1  | 0  | 0   | 0   | 0  | 0   | 1 | 0  | 2  | 0  | .278 |      |
| Mar 29 | LSU               | *ss | 5    | 0  | 1  | 0   | 0  | 0  | 0  | 0  | 0  | 0  | 0   | 0   | 0  | 0   | 2 | 1  | 2  | 0  | .274 |      |
| Mar 30 | LSU               | *ss | 4    | 1  | 1  | 1   | 0  | 0  | 1  | 1  | 1  | 0  | 0   | 0   | 0  | 0   | 1 | 0  | 2  | 0  | .273 |      |
| Totals |                   |     | 26gs | 99 | 20 | 27  | 25 | 2  | 0  | 6  | 13 | 5  | 0   | 5   | 0  | 1   | 3 | 21 | 20 | 42 | 1    | .273 |

On base pct. .381 • Slugging pct. .475

#40 Ben Bybee - 1 appearance (All games)

| Date   | Opponent    | GS | IP  | H | R | ER | BB | SO | 2B | 3B | HR | WP | BK | HBP | IBB | Score | W-L | Sv | ERA  | NP |
|--------|-------------|----|-----|---|---|----|----|----|----|----|----|----|----|-----|-----|-------|-----|----|------|----|
| Mar 26 | LITTLE ROCK | *  | 3.0 | 1 | 0 | 0  | 0  | 5  | 0  | 0  | 0  | 0  | 0  | 0   | 0   | 11-0  | 1-0 | 0  | 0.00 | 49 |
| Totals |             | 1  | 3.0 | 1 | 0 | 0  | 0  | 5  | 0  | 0  | 0  | 0  | 0  | 0   | 0   | 11-0  | 1-0 | 0  | 0.00 | -  |

#31 Dylan Carter - 3 appearances (All games)

| Date   | Opponent     | GS | IP  | H | R | ER | BB | SO | 2B | 3B | HR | WP | BK | HBP | IBB | Score | W-L | Sv | ERA  | NP |
|--------|--------------|----|-----|---|---|----|----|----|----|----|----|----|----|-----|-----|-------|-----|----|------|----|
| Mar 10 | MCNEESE      |    | 0.2 | 0 | 0 | 0  | 0  | 0  | 0  | 0  | 0  | 0  | 0  | 0   | 0   | 18-5  | 0-0 | 0  | 0.00 | 7  |
| Mar 12 | ORAL ROBERTS |    | 0.2 | 2 | 1 | 1  | 0  | 0  | 1  | 0  | 0  | 0  | 0  | 0   | 0   | 4-2   | 0-0 | 0  | 6.75 | 15 |
| Mar 26 | LITTLE ROCK  |    | 2.0 | 0 | 0 | 0  | 0  | 0  | 0  | 0  | 0  | 0  | 0  | 0   | 0   | 11-0  | 0-0 | 0  | 2.70 | 20 |
| Totals |              | 0  | 3.1 | 2 | 1 | 1  | 0  | 0  | 1  | 0  | 0  | 0  | 0  | 0   | 0   | 33-7  | 0-0 | 0  | 2.70 | -  |

#36 Parker Coil - 2 games (All games)

| Date   | Opponent      | Pos | AB | R | H | RBI | 2B | 3B | HR | BB | SB | CS | HBP | SAC | SF | GDP | K | PO | A | E | Avg  |
|--------|---------------|-----|----|---|---|-----|----|----|----|----|----|----|-----|-----|----|-----|---|----|---|---|------|
| Feb 17 | JAMES MADISON | p   | 0  | 0 | 0 | 0   | 0  | 0  | 0  | 0  | 0  | 0  | 0   | 0   | 0  | 0   | 0 | 0  | 1 | 0 | .000 |
| Feb 27 | GRAMBLING     | p   | 0  | 0 | 0 | 0   | 0  | 0  | 0  | 0  | 0  | 0  | 0   | 0   | 0  | 0   | 0 | 0  | 1 | 0 | .000 |
| Totals |               | 0gs | 0  | 0 | 0 | 0   | 0  | 0  | 0  | 0  | 0  | 0  | 0   | 0   | 0  | 0   | 0 | 0  | 2 | 0 | .000 |

On base pct. .000 • Slugging pct. .000

#36 Parker Coil - 3 appearances (All games)

| Date   | Opponent      | GS | IP  | H | R | ER | BB | SO | 2B | 3B | HR | WP | BK | HBP | IBB | Score | W-L | Sv | ERA   | NP |
|--------|---------------|----|-----|---|---|----|----|----|----|----|----|----|----|-----|-----|-------|-----|----|-------|----|
| Feb 17 | JAMES MADISON |    | 0.2 | 4 | 4 | 4  | 1  | 1  | 0  | 0  | 0  | 0  | 0  | 0   | 0   | 15-5  | 0-0 | 0  | 54.00 | 24 |
| Feb 27 | GRAMBLING     |    | 2.0 | 1 | 0 | 0  | 0  | 1  | 0  | 0  | 0  | 0  | 0  | 0   | 0   | 21-1  | 0-0 | 0  | 13.50 | 23 |
| Mar 09 | MCNEESE-2     |    | 1.1 | 4 | 1 | 1  | 0  | 3  | 0  | 0  | 0  | 0  | 0  | 0   | 0   | 11-1  | 0-0 | 0  | 11.25 | 35 |
| Totals |               | 0  | 4.0 | 9 | 5 | 5  | 1  | 5  | 0  | 0  | 0  | 0  | 0  | 0   | 0   | 47-7  | 0-0 | 0  | 11.25 | -  |



# INDIVIDUAL GAME-BY-GAME

## #32 Hunter Dietz - 1 appearance (All games)

| Date   | Opponent | GS | IP  | H | R | ER | BB | SO | 2B | 3B | HR | WP | BK | HBP | IBB | Score | W-L | Sv | ERA  | NP |
|--------|----------|----|-----|---|---|----|----|----|----|----|----|----|----|-----|-----|-------|-----|----|------|----|
| Mar 30 | LSU      |    | 0.2 | 1 | 0 | 0  | 1  | 1  | 0  | 0  | 0  | 0  | 0  | 0   | 1   | 7-5   | 0-0 | 0  | 0.00 | 20 |
| Totals |          | 0  | 0.2 | 1 | 0 | 0  | 1  | 1  | 0  | 0  | 0  | 0  | 0  | 0   | 1   | 7-5   | 0-0 | 0  | 0.00 | -  |

## #5 Kendall Diggs - 26 games (All games)

| Date   | Opponent          | Pos | AB   | R  | H  | RBI | 2B | 3B | HR | BB | SB | CS | HBP | SAC | SF | GDP | K | PO | A  | E | Avg  |
|--------|-------------------|-----|------|----|----|-----|----|----|----|----|----|----|-----|-----|----|-----|---|----|----|---|------|
| Feb 16 | JAMES MADISON     | *of | 4    | 1  | 2  | 0   | 1  | 0  | 0  | 0  | 0  | 0  | 0   | 0   | 0  | 0   | 0 | 0  | 0  | 0 | .500 |
| Feb 17 | JAMES MADISON     | *of | 3    | 0  | 1  | 2   | 0  | 0  | 0  | 3  | 0  | 0  | 0   | 0   | 0  | 0   | 1 | 2  | 0  | 0 | .429 |
| Feb 18 | JAMES MADISON     | *of | 5    | 1  | 2  | 0   | 2  | 0  | 0  | 0  | 0  | 0  | 0   | 0   | 0  | 0   | 0 | 1  | 1  | 0 | .417 |
| Feb 19 | JAMES MADISON     | *of | 3    | 1  | 1  | 0   | 0  | 0  | 0  | 1  | 0  | 0  | 0   | 0   | 0  | 0   | 0 | 3  | 0  | 0 | .400 |
| Feb 23 | vs Oregon State   | *of | 2    | 1  | 1  | 0   | 0  | 0  | 0  | 2  | 0  | 0  | 0   | 0   | 0  | 0   | 1 | 0  | 0  | 0 | .412 |
| Feb 24 | vs Oklahoma State | *of | 6    | 0  | 2  | 1   | 0  | 0  | 0  | 1  | 0  | 0  | 0   | 0   | 0  | 0   | 1 | 4  | 0  | 0 | .391 |
| Feb 25 | vs Michigan       | *dh | 4    | 1  | 1  | 1   | 1  | 0  | 0  | 1  | 0  | 0  | 0   | 0   | 0  | 0   | 0 | 0  | 0  | 0 | .370 |
| Feb 27 | GRAMBLING         | *of | 3    | 1  | 2  | 2   | 1  | 0  | 0  | 0  | 0  | 0  | 0   | 0   | 0  | 0   | 0 | 0  | 0  | 0 | .400 |
| Mar 01 | MURRAY STATE      | *of | 4    | 1  | 1  | 0   | 0  | 0  | 0  | 0  | 1  | 0  | 0   | 0   | 0  | 0   | 0 | 0  | 0  | 0 | .382 |
| Mar 02 | MURRAY STATE      | *of | 3    | 1  | 1  | 1   | 0  | 0  | 1  | 2  | 0  | 0  | 0   | 0   | 0  | 0   | 2 | 2  | 0  | 0 | .378 |
| Mar 03 | MURRAY STATE      | *of | 3    | 0  | 1  | 1   | 0  | 0  | 0  | 0  | 0  | 0  | 0   | 0   | 1  | 0   | 0 | 1  | 0  | 1 | .375 |
| Mar 05 | UCA               | *of | 2    | 1  | 0  | 0   | 0  | 0  | 0  | 2  | 0  | 0  | 0   | 0   | 0  | 0   | 1 | 2  | 0  | 0 | .357 |
| Mar 09 | MCNEESE-1         | *of | 4    | 0  | 0  | 0   | 0  | 0  | 0  | 0  | 0  | 0  | 0   | 0   | 0  | 0   | 2 | 1  | 1  | 0 | .326 |
| Mar 09 | MCNEESE-2         | *of | 5    | 2  | 2  | 1   | 1  | 0  | 1  | 0  | 1  | 0  | 0   | 0   | 0  | 0   | 2 | 1  | 0  | 0 | .333 |
| Mar 10 | MCNEESE           | *of | 3    | 2  | 2  | 2   | 0  | 0  | 0  | 2  | 0  | 0  | 0   | 0   | 0  | 0   | 0 | 1  | 0  | 0 | .352 |
| Mar 12 | ORAL ROBERTS      | *of | 4    | 1  | 1  | 1   | 0  | 0  | 1  | 0  | 0  | 0  | 0   | 0   | 0  | 0   | 1 | 2  | 0  | 0 | .345 |
| Mar 15 | MISSOURI          | *of | 4    | 2  | 2  | 2   | 0  | 0  | 1  | 0  | 0  | 0  | 0   | 0   | 0  | 0   | 0 | 0  | 0  | 0 | .355 |
| Mar 16 | MISSOURI          | *of | 4    | 1  | 1  | 1   | 0  | 0  | 1  | 0  | 0  | 0  | 0   | 0   | 0  | 0   | 2 | 1  | 0  | 0 | .348 |
| Mar 17 | MISSOURI          | *of | 4    | 1  | 1  | 1   | 1  | 0  | 0  | 1  | 0  | 0  | 0   | 0   | 0  | 0   | 1 | 3  | 0  | 0 | .343 |
| Mar 21 | at Auburn         | *of | 4    | 0  | 0  | 0   | 0  | 0  | 0  | 0  | 0  | 0  | 0   | 0   | 0  | 0   | 3 | 0  | 0  | 0 | .324 |
| Mar 22 | at Auburn         | *of | 5    | 1  | 0  | 0   | 0  | 0  | 0  | 0  | 0  | 0  | 0   | 0   | 0  | 0   | 0 | 1  | 2  | 1 | .304 |
| Mar 23 | at Auburn         | *of | 5    | 0  | 2  | 2   | 1  | 1  | 0  | 0  | 0  | 0  | 0   | 0   | 0  | 0   | 0 | 2  | 0  | 0 | .310 |
| Mar 26 | LITTLE ROCK       | *of | 2    | 0  | 0  | 0   | 0  | 0  | 0  | 2  | 0  | 0  | 0   | 0   | 0  | 0   | 1 | 0  | 0  | 0 | .302 |
| Mar 28 | LSU               | *of | 5    | 1  | 1  | 3   | 0  | 0  | 1  | 0  | 0  | 0  | 0   | 0   | 0  | 0   | 2 | 1  | 0  | 0 | .297 |
| Mar 29 | LSU               | *of | 4    | 0  | 1  | 0   | 0  | 0  | 0  | 1  | 0  | 0  | 0   | 0   | 0  | 0   | 0 | 0  | 0  | 0 | .295 |
| Mar 30 | LSU               | *of | 2    | 0  | 0  | 0   | 0  | 0  | 0  | 2  | 0  | 1  | 0   | 0   | 0  | 0   | 0 | 2  | 0  | 0 | .289 |
| Totals |                   |     | 26gs | 97 | 20 | 28  | 21 | 8  | 1  | 6  | 20 | 2  | 1   | 0   | 0  | 1   | 0 | 21 | 31 | 3 | .289 |

On base pct. .407 • Slugging pct. .577

## #48 Cooper Dossett - 1 game (All games)

| Date   | Opponent | Pos | AB  | R | H | RBI | 2B | 3B | HR | BB | SB | CS | HBP | SAC | SF | GDP | K | PO | A | E | Avg  |
|--------|----------|-----|-----|---|---|-----|----|----|----|----|----|----|-----|-----|----|-----|---|----|---|---|------|
| Mar 05 | UCA      | p   | 0   | 0 | 0 | 0   | 0  | 0  | 0  | 0  | 0  | 0  | 0   | 0   | 0  | 0   | 0 | 1  | 0 | 0 | .000 |
| Totals |          |     | 0gs | 0 | 0 | 0   | 0  | 0  | 0  | 0  | 0  | 0  | 0   | 0   | 0  | 0   | 0 | 1  | 0 | 0 | .000 |

On base pct. .000 • Slugging pct. .000

## #48 Cooper Dossett - 6 appearances (All games)

| Date   | Opponent     | GS | IP  | H | R | ER | BB | SO | 2B | 3B | HR | WP | BK | HBP | IBB | Score | W-L | Sv | ERA  | NP |
|--------|--------------|----|-----|---|---|----|----|----|----|----|----|----|----|-----|-----|-------|-----|----|------|----|
| Feb 27 | GRAMBLING    |    | 1.0 | 0 | 0 | 0  | 0  | 3  | 0  | 0  | 0  | 0  | 0  | 0   | 0   | 21-1  | 0-0 | 0  | 0.00 | 17 |
| Mar 02 | MURRAY STATE |    | 1.0 | 0 | 0 | 0  | 0  | 2  | 0  | 0  | 0  | 0  | 0  | 0   | 0   | 11-1  | 0-0 | 0  | 0.00 | 10 |
| Mar 05 | UCA          |    | 1.1 | 0 | 2 | 2  | 1  | 1  | 0  | 0  | 0  | 0  | 0  | 1   | 0   | 9-7   | 0-0 | 0  | 5.40 | 29 |
| Mar 15 | MISSOURI     |    | 1.0 | 0 | 0 | 0  | 0  | 2  | 0  | 0  | 0  | 0  | 0  | 0   | 0   | 8-0   | 0-0 | 0  | 4.15 | 7  |
| Mar 22 | at Auburn    |    | 1.1 | 0 | 0 | 0  | 1  | 1  | 0  | 0  | 0  | 0  | 0  | 0   | 0   | 6-5   | 1-0 | 0  | 3.18 | 16 |
| Mar 23 | at Auburn    |    | 0.0 | 2 | 2 | 2  | 0  | 0  | 0  | 0  | 1  | 0  | 0  | 0   | 0   | 6-8   | 1-0 | 0  | 6.35 | 8  |
| Totals |              | 0  | 5.2 | 2 | 4 | 4  | 2  | 9  | 0  | 0  | 1  | 0  | 0  | 1   | 0   | 61-22 | 1-0 | 0  | 6.35 | -  |



#19 Will Edmunson - 19 games (All games)

| Date   | Opponent          | Pos   | AB | R  | H  | RBI | 2B | 3B | HR | BB | SB | CS | HBP | SAC | SF | GDP | K | PO | A | E | Avg  |
|--------|-------------------|-------|----|----|----|-----|----|----|----|----|----|----|-----|-----|----|-----|---|----|---|---|------|
| Feb 16 | JAMES MADISON     | of    | 1  | 0  | 0  | 0   | 0  | 0  | 0  | 0  | 1  | 0  | 0   | 0   | 0  | 0   | 0 | 0  | 0 | 0 | .000 |
| Feb 17 | JAMES MADISON     | *of   | 4  | 3  | 1  | 0   | 0  | 0  | 0  | 0  | 0  | 0  | 1   | 0   | 0  | 0   | 0 | 1  | 0 | 0 | .200 |
| Feb 24 | vs Oklahoma State | pr    | 0  | 0  | 0  | 0   | 0  | 0  | 0  | 0  | 1  | 0  | 0   | 0   | 0  | 0   | 0 | 0  | 0 | 0 | .200 |
| Feb 25 | vs Michigan       | *of   | 3  | 1  | 0  | 1   | 0  | 0  | 0  | 1  | 0  | 0  | 1   | 0   | 0  | 1   | 1 | 0  | 0 | 0 | .125 |
| Feb 27 | GRAMBLING         | *of   | 4  | 3  | 2  | 1   | 1  | 0  | 0  | 2  | 0  | 0  | 0   | 0   | 0  | 1   | 0 | 0  | 0 | 0 | .250 |
| Mar 01 | MURRAY STATE      | pr    | 0  | 0  | 0  | 0   | 0  | 0  | 0  | 0  | 1  | 0  | 0   | 0   | 0  | 0   | 0 | 0  | 0 | 0 | .250 |
| Mar 02 | MURRAY STATE      | *of   | 4  | 0  | 2  | 1   | 0  | 0  | 0  | 1  | 0  | 1  | 0   | 0   | 0  | 0   | 1 | 1  | 0 | 0 | .312 |
| Mar 03 | MURRAY STATE      | *of   | 4  | 1  | 1  | 0   | 0  | 0  | 0  | 0  | 1  | 0  | 0   | 0   | 0  | 0   | 0 | 2  | 0 | 0 | .300 |
| Mar 05 | UCA               | pr    | 0  | 1  | 0  | 0   | 0  | 0  | 0  | 0  | 0  | 0  | 0   | 0   | 0  | 0   | 0 | 0  | 0 | 0 | .300 |
| Mar 09 | MCNEESE-1         | ph/of | 1  | 0  | 0  | 0   | 0  | 0  | 0  | 0  | 0  | 0  | 0   | 0   | 0  | 0   | 0 | 1  | 0 | 0 | .286 |
| Mar 09 | MCNEESE-2         | *of   | 5  | 1  | 1  | 0   | 0  | 0  | 0  | 0  | 0  | 0  | 0   | 0   | 0  | 0   | 2 | 1  | 0 | 0 | .269 |
| Mar 12 | ORAL ROBERTS      | pr    | 0  | 0  | 0  | 0   | 0  | 0  | 0  | 0  | 0  | 0  | 0   | 0   | 0  | 0   | 0 | 0  | 0 | 0 | .269 |
| Mar 21 | at Auburn         | of    | 0  | 0  | 0  | 0   | 0  | 0  | 0  | 0  | 0  | 0  | 0   | 0   | 0  | 0   | 0 | 0  | 0 | 0 | .269 |
| Mar 22 | at Auburn         | *of   | 3  | 1  | 1  | 2   | 0  | 0  | 0  | 0  | 0  | 0  | 1   | 0   | 0  | 0   | 0 | 1  | 0 | 0 | .276 |
| Mar 23 | at Auburn         | *of   | 4  | 1  | 1  | 1   | 1  | 0  | 0  | 1  | 0  | 0  | 0   | 0   | 0  | 0   | 1 | 0  | 0 | 0 | .273 |
| Mar 26 | LITTLE ROCK       | *of   | 4  | 1  | 1  | 2   | 0  | 0  | 1  | 0  | 0  | 0  | 0   | 0   | 0  | 0   | 0 | 4  | 0 | 0 | .270 |
| Mar 28 | LSU               | *of   | 3  | 0  | 0  | 0   | 0  | 0  | 0  | 0  | 0  | 0  | 0   | 0   | 0  | 0   | 0 | 0  | 0 | 0 | .250 |
| Mar 29 | LSU               | ph/of | 3  | 1  | 0  | 0   | 0  | 0  | 0  | 0  | 0  | 0  | 0   | 0   | 0  | 0   | 1 | 1  | 0 | 0 | .233 |
| Mar 30 | LSU               | *of   | 3  | 2  | 3  | 0   | 1  | 0  | 0  | 1  | 1  | 0  | 0   | 0   | 0  | 0   | 0 | 3  | 0 | 0 | .283 |
| Totals |                   | 11gs  | 46 | 16 | 13 | 8   | 3  | 0  | 1  | 6  | 5  | 1  | 3   | 0   | 0  | 2   | 6 | 15 | 0 | 0 | .283 |

On base pct. .400 • Slugging pct. .413

#37 Jake Faherty - 4 appearances (All games)

| Date   | Opponent          | GS | IP  | H | R | ER | BB | SO | 2B | 3B | HR | WP | BK | HBP | IBB | Score | W-L | Sv | ERA  | NP |
|--------|-------------------|----|-----|---|---|----|----|----|----|----|----|----|----|-----|-----|-------|-----|----|------|----|
| Feb 18 | JAMES MADISON     |    | 1.0 | 1 | 1 | 0  | 0  | 1  | 0  | 0  | 0  | 0  | 0  | 0   | 0   | 3-7   | 0-0 | 0  | 0.00 | 20 |
| Feb 23 | vs Oregon State   |    | 0.2 | 0 | 0 | 0  | 0  | 2  | 0  | 0  | 0  | 1  | 0  | 0   | 0   | 5-4   | 0-0 | 1  | 0.00 | 10 |
| Feb 24 | vs Oklahoma State |    | 0.1 | 1 | 1 | 1  | 2  | 1  | 1  | 0  | 0  | 0  | 0  | 1   | 0   | 1-2   | 0-0 | 1  | 4.50 | 20 |
| Mar 09 | MCNEESE-1         |    | 0.1 | 1 | 0 | 0  | 2  | 1  | 0  | 0  | 0  | 0  | 0  | 0   | 0   | 3-1   | 0-0 | 1  | 3.86 | 21 |
| Totals |                   | 0  | 2.1 | 3 | 2 | 1  | 4  | 5  | 1  | 0  | 0  | 1  | 0  | 1   | 0   | 12-14 | 0-0 | 1  | 3.86 | -  |

#38 Colin Fisher - 5 games (All games)

| Date   | Opponent          | Pos | AB | R | H | RBI | 2B | 3B | HR | BB | SB | CS | HBP | SAC | SF | GDP | K | PO | A | E | Avg  |      |
|--------|-------------------|-----|----|---|---|-----|----|----|----|----|----|----|-----|-----|----|-----|---|----|---|---|------|------|
| Feb 19 | JAMES MADISON     | *p  | 0  | 0 | 0 | 0   | 0  | 0  | 0  | 0  | 0  | 0  | 0   | 0   | 0  | 0   | 0 | 0  | 1 | 1 | .000 |      |
| Feb 24 | vs Oklahoma State | p   | 0  | 0 | 0 | 0   | 0  | 0  | 0  | 0  | 0  | 0  | 0   | 0   | 0  | 0   | 0 | 0  | 1 | 0 | .000 |      |
| Mar 05 | UCA               | *p  | 0  | 0 | 0 | 0   | 0  | 0  | 0  | 0  | 0  | 0  | 0   | 0   | 0  | 0   | 0 | 0  | 1 | 0 | .000 |      |
| Mar 12 | ORAL ROBERTS      | *p  | 0  | 0 | 0 | 0   | 0  | 0  | 0  | 0  | 0  | 0  | 0   | 0   | 0  | 0   | 0 | 0  | 2 | 0 | .000 |      |
| Mar 17 | MISSOURI          | p   | 0  | 0 | 0 | 0   | 0  | 0  | 0  | 0  | 0  | 0  | 0   | 0   | 0  | 0   | 0 | 1  | 0 | 0 | .000 |      |
| Totals |                   | 3gs | 0  | 0 | 0 | 0   | 0  | 0  | 0  | 0  | 0  | 0  | 0   | 0   | 0  | 0   | 0 | 0  | 1 | 5 | 1    | .000 |

On base pct. .000 • Slugging pct. .000

#38 Colin Fisher - 7 appearances (All games)

| Date   | Opponent          | GS | IP   | H  | R | ER | BB | SO | 2B | 3B | HR | WP | BK | HBP | IBB | Score | W-L | Sv | ERA  | NP |
|--------|-------------------|----|------|----|---|----|----|----|----|----|----|----|----|-----|-----|-------|-----|----|------|----|
| Feb 19 | JAMES MADISON     | *  | 5.0  | 3  | 0 | 0  | 0  | 4  | 0  | 0  | 0  | 0  | 0  | 1   | 0   | 4-0   | 1-0 | 0  | 0.00 | 63 |
| Feb 24 | vs Oklahoma State |    | 2.1  | 2  | 1 | 0  | 1  | 6  | 0  | 0  | 0  | 0  | 0  | 0   | 1   | 1-2   | 1-1 | 0  | 0.00 | 39 |
| Feb 27 | GRAMBLING         | *  | 1.0  | 0  | 0 | 0  | 1  | 1  | 0  | 0  | 0  | 0  | 0  | 0   | 0   | 21-1  | 2-1 | 0  | 0.00 | 12 |
| Mar 05 | UCA               | *  | 3.0  | 4  | 2 | 2  | 0  | 4  | 0  | 0  | 0  | 0  | 0  | 2   | 0   | 9-7   | 3-1 | 0  | 1.59 | 47 |
| Mar 12 | ORAL ROBERTS      | *  | 3.0  | 3  | 0 | 0  | 1  | 4  | 0  | 0  | 0  | 0  | 0  | 0   | 0   | 4-2   | 4-1 | 0  | 1.26 | 51 |
| Mar 17 | MISSOURI          |    | 1.0  | 2  | 1 | 1  | 0  | 0  | 0  | 0  | 1  | 0  | 0  | 0   | 0   | 9-1   | 4-1 | 0  | 1.76 | 11 |
| Mar 23 | at Auburn         |    | 2.2  | 4  | 2 | 2  | 0  | 1  | 0  | 0  | 2  | 0  | 0  | 0   | 0   | 6-8   | 4-1 | 0  | 2.50 | 39 |
| Totals |                   | 4  | 18.0 | 18 | 6 | 5  | 3  | 20 | 0  | 0  | 3  | 0  | 0  | 3   | 1   | 54-21 | 4-1 | 0  | 2.50 | -  |



# INDIVIDUAL GAME-BY-GAME

## #46 Christian Foutch - 5 appearances (All games)

| Date   | Opponent      | GS | IP  | H | R | ER | BB | SO | 2B | 3B | HR | WP | BK | HBP | IBB | Score | W-L | Sv | ERA  | NP |
|--------|---------------|----|-----|---|---|----|----|----|----|----|----|----|----|-----|-----|-------|-----|----|------|----|
| Feb 18 | JAMES MADISON |    | 1.1 | 3 | 1 | 1  | 0  | 2  | 0  | 0  | 1  | 1  | 0  | 0   | 0   | 3-7   | 0-0 | 0  | 6.75 | 25 |
| Feb 27 | GRAMBLING     |    | 1.0 | 0 | 0 | 0  | 1  | 1  | 0  | 0  | 0  | 0  | 0  | 0   | 0   | 21-1  | 0-0 | 0  | 3.86 | 13 |
| Mar 15 | MISSOURI      |    | 2.0 | 2 | 0 | 0  | 0  | 0  | 1  | 0  | 0  | 1  | 0  | 0   | 0   | 8-0   | 0-0 | 0  | 2.08 | 27 |
| Mar 26 | LITTLE ROCK   |    | 1.0 | 1 | 0 | 0  | 0  | 0  | 0  | 0  | 0  | 0  | 0  | 0   | 0   | 11-0  | 0-0 | 0  | 1.69 | 10 |
| Mar 29 | LSU           |    | 2.0 | 0 | 0 | 0  | 0  | 1  | 0  | 0  | 0  | 0  | 0  | 0   | 0   | 4-3   | 0-0 | 0  | 1.23 | 12 |
| Totals |               | 0  | 7.1 | 6 | 1 | 1  | 1  | 4  | 1  | 0  | 1  | 2  | 0  | 0   | 0   | 47-11 | 0-0 | 0  | 1.23 | -  |

## #28 Koty Frank - 2 games (All games)

| Date   | Opponent  | Pos | AB | R | H | RBI | 2B | 3B | HR | BB | SB | CS | HBP | SAC | SF | GDP | K | PO | A | E | Avg  |      |
|--------|-----------|-----|----|---|---|-----|----|----|----|----|----|----|-----|-----|----|-----|---|----|---|---|------|------|
| Mar 09 | MCNEESE-2 | p   | 0  | 0 | 0 | 0   | 0  | 0  | 0  | 0  | 0  | 0  | 0   | 0   | 0  | 0   | 0 | 0  | 2 | 0 | .000 |      |
| Mar 30 | LSU       | p   | 0  | 0 | 0 | 0   | 0  | 0  | 0  | 0  | 0  | 0  | 0   | 0   | 0  | 0   | 0 | 1  | 0 | 0 | .000 |      |
| Totals |           | ogs | 0  | 0 | 0 | 0   | 0  | 0  | 0  | 0  | 0  | 0  | 0   | 0   | 0  | 0   | 0 | 0  | 1 | 2 | 0    | .000 |

On base pct. .000 • Slugging pct. .000

## #28 Koty Frank - 11 appearances (All games)

| Date   | Opponent          | GS | IP   | H  | R | ER | BB | SO | 2B | 3B | HR | WP | BK | HBP | IBB | Score | W-L | Sv | ERA  | NP |
|--------|-------------------|----|------|----|---|----|----|----|----|----|----|----|----|-----|-----|-------|-----|----|------|----|
| Feb 17 | JAMES MADISON     |    | 2.1  | 0  | 0 | 0  | 0  | 1  | 0  | 0  | 0  | 0  | 0  | 0   | 0   | 15-5  | 0-0 | 1  | 0.00 | 33 |
| Feb 19 | JAMES MADISON     |    | 1.0  | 0  | 0 | 0  | 0  | 1  | 0  | 0  | 0  | 0  | 0  | 0   | 0   | 4-0   | 0-0 | 1  | 0.00 | 16 |
| Feb 24 | vs Oklahoma State |    | 1.2  | 0  | 0 | 0  | 1  | 5  | 0  | 0  | 0  | 0  | 0  | 0   | 0   | 1-2   | 0-0 | 1  | 0.00 | 29 |
| Feb 25 | vs Michigan       |    | 1.0  | 3  | 2 | 1  | 0  | 1  | 0  | 0  | 0  | 0  | 0  | 0   | 0   | 4-3   | 0-0 | 2  | 1.50 | 32 |
| Mar 01 | MURRAY STATE      |    | 1.1  | 1  | 0 | 0  | 0  | 3  | 1  | 0  | 0  | 0  | 0  | 2   | 0   | 5-1   | 0-0 | 2  | 1.23 | 21 |
| Mar 05 | UCA               |    | 0.2  | 3  | 2 | 2  | 0  | 0  | 1  | 0  | 0  | 0  | 0  | 0   | 0   | 9-7   | 0-0 | 2  | 3.38 | 10 |
| Mar 09 | MCNEESE-2         |    | 2.2  | 0  | 0 | 0  | 0  | 1  | 0  | 0  | 0  | 0  | 0  | 0   | 0   | 11-1  | 0-0 | 3  | 2.53 | 28 |
| Mar 12 | ORAL ROBERTS      |    | 1.1  | 2  | 1 | 1  | 1  | 1  | 0  | 0  | 0  | 0  | 0  | 0   | 0   | 4-2   | 0-0 | 3  | 3.00 | 23 |
| Mar 17 | MISSOURI          |    | 0.2  | 0  | 0 | 0  | 0  | 2  | 0  | 0  | 0  | 0  | 0  | 0   | 0   | 9-1   | 0-0 | 3  | 2.84 | 8  |
| Mar 22 | at Auburn         |    | 2.0  | 5  | 2 | 1  | 0  | 2  | 2  | 0  | 0  | 0  | 0  | 0   | 0   | 6-5   | 0-0 | 3  | 3.07 | 32 |
| Mar 30 | LSU               |    | 3.0  | 2  | 1 | 1  | 0  | 2  | 0  | 0  | 1  | 0  | 0  | 0   | 0   | 7-5   | 1-0 | 3  | 3.06 | 29 |
| Totals |                   | 0  | 17.2 | 16 | 8 | 6  | 2  | 19 | 4  | 0  | 1  | 0  | 0  | 2   | 0   | 75-32 | 1-0 | 3  | 3.06 | -  |

## #20 Gabe Gaeckle - 2 games (All games)

| Date   | Opponent      | Pos | AB | R | H | RBI | 2B | 3B | HR | BB | SB | CS | HBP | SAC | SF | GDP | K | PO | A | E | Avg  |
|--------|---------------|-----|----|---|---|-----|----|----|----|----|----|----|-----|-----|----|-----|---|----|---|---|------|
| Feb 18 | JAMES MADISON | p   | 0  | 0 | 0 | 0   | 0  | 0  | 0  | 0  | 0  | 0  | 0   | 0   | 0  | 0   | 0 | 0  | 1 | 0 | .000 |
| Mar 29 | LSU           | p   | 0  | 0 | 0 | 0   | 0  | 0  | 0  | 0  | 0  | 0  | 0   | 0   | 0  | 0   | 0 | 0  | 1 | 0 | .000 |
| Totals |               | ogs | 0  | 0 | 0 | 0   | 0  | 0  | 0  | 0  | 0  | 0  | 0   | 0   | 0  | 0   | 0 | 0  | 2 | 0 | .000 |

On base pct. .000 • Slugging pct. .000

## #20 Gabe Gaeckle - 10 appearances (All games)

| Date   | Opponent          | GS | IP   | H | R | ER | BB | SO | 2B | 3B | HR | WP | BK | HBP | IBB | Score | W-L | Sv | ERA   | NP |
|--------|-------------------|----|------|---|---|----|----|----|----|----|----|----|----|-----|-----|-------|-----|----|-------|----|
| Feb 18 | JAMES MADISON     |    | 2.0  | 3 | 3 | 3  | 1  | 2  | 0  | 0  | 0  | 1  | 0  | 0   | 0   | 3-7   | 0-1 | 0  | 13.50 | 29 |
| Feb 24 | vs Oklahoma State |    | 2.2  | 0 | 0 | 0  | 1  | 6  | 0  | 0  | 0  | 0  | 0  | 0   | 0   | 1-2   | 0-1 | 0  | 5.79  | 39 |
| Mar 01 | MURRAY STATE      |    | 1.2  | 0 | 0 | 0  | 1  | 5  | 0  | 0  | 0  | 0  | 0  | 0   | 0   | 5-1   | 0-1 | 1  | 4.26  | 37 |
| Mar 05 | UCA               |    | 2.0  | 2 | 1 | 1  | 2  | 1  | 0  | 0  | 0  | 0  | 0  | 0   | 0   | 9-7   | 0-1 | 2  | 4.32  | 35 |
| Mar 09 | MCNEESE-1         |    | 2.2  | 1 | 0 | 0  | 0  | 3  | 0  | 0  | 0  | 0  | 0  | 0   | 0   | 3-1   | 0-1 | 3  | 3.27  | 35 |
| Mar 12 | ORAL ROBERTS      |    | 1.1  | 0 | 0 | 0  | 0  | 2  | 0  | 0  | 0  | 0  | 0  | 0   | 0   | 4-2   | 0-1 | 4  | 2.92  | 18 |
| Mar 17 | MISSOURI          |    | 1.0  | 0 | 0 | 0  | 0  | 0  | 0  | 0  | 0  | 0  | 0  | 0   | 0   | 9-1   | 0-1 | 4  | 2.70  | 8  |
| Mar 21 | at Auburn         |    | 1.0  | 0 | 0 | 0  | 0  | 2  | 0  | 0  | 0  | 0  | 0  | 0   | 0   | 1-0   | 0-1 | 5  | 2.51  | 14 |
| Mar 23 | at Auburn         |    | 0.0  | 1 | 3 | 3  | 2  | 0  | 1  | 0  | 0  | 0  | 0  | 0   | 0   | 6-8   | 0-2 | 5  | 4.40  | 14 |
| Mar 29 | LSU               |    | 2.2  | 2 | 0 | 0  | 0  | 3  | 0  | 0  | 0  | 0  | 0  | 0   | 0   | 4-3   | 0-2 | 5  | 3.71  | 48 |
| Totals |                   | 0  | 17.0 | 9 | 7 | 7  | 7  | 24 | 1  | 0  | 0  | 1  | 0  | 0   | 0   | 45-32 | 0-2 | 5  | 3.71  | -  |



#27 Ryder Helfrick - 10 games (All games)

| Date   | Opponent          | Pos  | AB | R  | H | RBI | 2B | 3B | HR | BB | SB | CS | HBP | SAC | SF | GDP | K | PO | A | E | Avg  |
|--------|-------------------|------|----|----|---|-----|----|----|----|----|----|----|-----|-----|----|-----|---|----|---|---|------|
| Feb 17 | JAMES MADISON     | *c   | 3  | 3  | 1 | 1   | 0  | 0  | 1  | 1  | 0  | 0  | 1   | 0   | 0  | 0   | 0 | 6  | 1 | 0 | .333 |
| Feb 23 | vs Oregon State   | *dh  | 3  | 1  | 0 | 0   | 0  | 0  | 0  | 0  | 0  | 0  | 0   | 1   | 0  | 0   | 0 | 0  | 0 | 0 | .167 |
| Feb 24 | vs Oklahoma State | *c   | 6  | 0  | 0 | 0   | 0  | 0  | 0  | 0  | 0  | 0  | 0   | 0   | 0  | 0   | 3 | 24 | 1 | 0 | .083 |
| Feb 27 | GRAMBLING         | ph/d | 1  | 1  | 1 | 0   | 0  | 0  | 0  | 1  | 0  | 0  | 0   | 0   | 0  | 0   | 0 | 0  | 0 | 0 | .154 |
| Mar 02 | MURRAY STATE      | *c   | 3  | 0  | 0 | 0   | 0  | 0  | 0  | 1  | 0  | 0  | 0   | 0   | 0  | 1   | 0 | 13 | 1 | 0 | .125 |
| Mar 05 | UCA               | *c   | 1  | 1  | 0 | 0   | 0  | 0  | 0  | 1  | 0  | 0  | 0   | 0   | 0  | 0   | 0 | 8  | 1 | 0 | .118 |
| Mar 09 | MCNEESE-2         | *c   | 2  | 0  | 0 | 0   | 0  | 0  | 0  | 0  | 0  | 0  | 0   | 0   | 0  | 0   | 2 | 11 | 1 | 0 | .105 |
| Mar 22 | at Auburn         | c    | 1  | 1  | 1 | 1   | 0  | 0  | 1  | 0  | 0  | 0  | 0   | 0   | 0  | 0   | 0 | 5  | 1 | 0 | .150 |
| Mar 26 | LITTLE ROCK       | *c   | 2  | 2  | 0 | 0   | 0  | 0  | 0  | 0  | 0  | 0  | 2   | 0   | 0  | 0   | 1 | 6  | 0 | 0 | .136 |
| Mar 30 | LSU               | *c   | 4  | 1  | 1 | 0   | 0  | 0  | 0  | 0  | 0  | 0  | 0   | 0   | 0  | 0   | 1 | 7  | 0 | 0 | .154 |
| Totals |                   | 8gs  | 26 | 10 | 4 | 2   | 0  | 0  | 2  | 4  | 0  | 0  | 3   | 1   | 0  | 2   | 7 | 80 | 6 | 0 | .154 |

On base pct. .333 • Slugging pct. .385

#49 Stone Hewlett - 1 game (All games)

| Date   | Opponent      | Pos | AB | R | H | RBI | 2B | 3B | HR | BB | SB | CS | HBP | SAC | SF | GDP | K | PO | A | E | Avg  |
|--------|---------------|-----|----|---|---|-----|----|----|----|----|----|----|-----|-----|----|-----|---|----|---|---|------|
| Feb 19 | JAMES MADISON | p   | 0  | 0 | 0 | 0   | 0  | 0  | 0  | 0  | 0  | 0  | 0   | 0   | 0  | 0   | 0 | 0  | 1 | 0 | .000 |
| Totals |               | 0gs | 0  | 0 | 0 | 0   | 0  | 0  | 0  | 0  | 0  | 0  | 0   | 0   | 0  | 0   | 0 | 0  | 1 | 0 | .000 |

On base pct. .000 • Slugging pct. .000

#49 Stone Hewlett - 11 appearances (All games)

| Date   | Opponent          | GS | IP  | H | R | ER | BB | SO | 2B | 3B | HR | WP | BK | HBP | IBB | Score | W-L | Sv | ERA  | NP |
|--------|-------------------|----|-----|---|---|----|----|----|----|----|----|----|----|-----|-----|-------|-----|----|------|----|
| Feb 18 | JAMES MADISON     |    | 0.1 | 0 | 0 | 0  | 0  | 1  | 0  | 0  | 0  | 0  | 0  | 0   | 0   | 3-7   | 0-0 | 0  | 0.00 | 4  |
| Feb 19 | JAMES MADISON     |    | 1.0 | 0 | 0 | 0  | 1  | 1  | 0  | 0  | 0  | 0  | 0  | 0   | 0   | 4-0   | 0-0 | 0  | 0.00 | 19 |
| Feb 23 | vs Oregon State   |    | 0.1 | 1 | 1 | 1  | 0  | 1  | 0  | 0  | 0  | 0  | 0  | 0   | 0   | 5-4   | 0-0 | 0  | 5.40 | 9  |
| Feb 24 | vs Oklahoma State |    | 0.1 | 0 | 0 | 0  | 0  | 1  | 0  | 0  | 0  | 0  | 0  | 0   | 0   | 1-2   | 0-0 | 0  | 4.50 | 3  |
| Mar 05 | UCA               |    | 1.0 | 0 | 0 | 0  | 0  | 4  | 0  | 0  | 0  | 1  | 0  | 0   | 0   | 9-7   | 0-0 | 0  | 3.00 | 19 |
| Mar 12 | ORAL ROBERTS      |    | 0.2 | 1 | 0 | 0  | 0  | 1  | 0  | 0  | 0  | 0  | 0  | 0   | 0   | 4-2   | 0-0 | 0  | 2.45 | 10 |
| Mar 22 | at Auburn         |    | 0.1 | 0 | 0 | 0  | 0  | 1  | 0  | 0  | 0  | 0  | 0  | 0   | 0   | 6-5   | 0-0 | 0  | 2.25 | 6  |
| Mar 23 | at Auburn         |    | 0.1 | 0 | 0 | 0  | 0  | 1  | 0  | 0  | 0  | 0  | 0  | 0   | 0   | 6-8   | 0-0 | 0  | 2.08 | 7  |
| Mar 26 | LITTLE ROCK       |    | 1.0 | 0 | 0 | 0  | 0  | 1  | 0  | 0  | 0  | 0  | 0  | 0   | 0   | 11-0  | 0-0 | 0  | 1.69 | 8  |
| Mar 28 | LSU               |    | 0.1 | 0 | 0 | 0  | 0  | 1  | 0  | 0  | 0  | 0  | 0  | 0   | 0   | 7-4   | 0-0 | 1  | 1.59 | 6  |
| Mar 29 | LSU               |    | 0.1 | 0 | 0 | 0  | 0  | 1  | 0  | 0  | 0  | 0  | 0  | 0   | 0   | 4-3   | 1-0 | 1  | 1.50 | 6  |
| Totals |                   | 0  | 6.0 | 2 | 1 | 1  | 1  | 14 | 0  | 0  | 0  | 1  | 0  | 0   | 0   | 60-42 | 1-0 | 1  | 1.50 | -  |

#24 Peyton Holt - 18 games (All games)

| Date   | Opponent          | Pos  | AB | R  | H  | RBI | 2B | 3B | HR | BB | SB | CS | HBP | SAC | SF | GDP | K | PO | A  | E | Avg  |
|--------|-------------------|------|----|----|----|-----|----|----|----|----|----|----|-----|-----|----|-----|---|----|----|---|------|
| Feb 16 | JAMES MADISON     | *2b  | 3  | 1  | 1  | 1   | 0  | 0  | 0  | 1  | 1  | 0  | 0   | 0   | 0  | 0   | 0 | 1  | 1  | 0 | .333 |
| Feb 17 | JAMES MADISON     | *2b  | 5  | 2  | 2  | 1   | 0  | 0  | 0  | 0  | 0  | 0  | 0   | 0   | 0  | 0   | 0 | 0  | 1  | 0 | .375 |
| Feb 18 | JAMES MADISON     | *3b  | 4  | 0  | 0  | 0   | 0  | 0  | 0  | 0  | 0  | 0  | 0   | 0   | 0  | 0   | 0 | 0  | 1  | 0 | .250 |
| Feb 19 | JAMES MADISON     | *2b  | 3  | 0  | 1  | 0   | 0  | 0  | 0  | 0  | 0  | 0  | 1   | 0   | 0  | 0   | 1 | 1  | 4  | 0 | .267 |
| Feb 23 | vs Oregon State   | *2b  | 3  | 1  | 1  | 1   | 0  | 1  | 0  | 0  | 0  | 0  | 1   | 0   | 0  | 0   | 0 | 0  | 2  | 0 | .278 |
| Feb 24 | vs Oklahoma State | *2b  | 6  | 0  | 1  | 0   | 0  | 0  | 0  | 0  | 0  | 0  | 0   | 0   | 0  | 0   | 1 | 1  | 1  | 0 | .250 |
| Feb 25 | vs Michigan       | 2b   | 0  | 0  | 0  | 0   | 0  | 0  | 0  | 0  | 0  | 0  | 0   | 0   | 0  | 0   | 0 | 1  | 0  | 1 | .250 |
| Feb 27 | GRAMBLING         | *2b  | 3  | 4  | 3  | 0   | 0  | 0  | 0  | 1  | 0  | 0  | 1   | 0   | 0  | 0   | 0 | 3  | 3  | 0 | .333 |
| Mar 01 | MURRAY STATE      | *2b  | 4  | 0  | 1  | 1   | 0  | 0  | 0  | 0  | 1  | 0  | 0   | 0   | 0  | 0   | 1 | 0  | 0  | 0 | .323 |
| Mar 02 | MURRAY STATE      | 2b   | 1  | 0  | 0  | 0   | 0  | 0  | 0  | 0  | 0  | 0  | 0   | 0   | 0  | 0   | 0 | 1  | 2  | 0 | .312 |
| Mar 03 | MURRAY STATE      | 2b   | 0  | 0  | 0  | 0   | 0  | 0  | 0  | 0  | 0  | 0  | 0   | 0   | 0  | 0   | 0 | 0  | 0  | 0 | .312 |
| Mar 05 | UCA               | *3b  | 4  | 1  | 1  | 0   | 0  | 0  | 0  | 0  | 0  | 0  | 0   | 0   | 0  | 0   | 0 | 1  | 4  | 0 | .306 |
| Mar 09 | MCNEESE-1         | ph/2 | 1  | 0  | 1  | 1   | 0  | 0  | 0  | 0  | 0  | 0  | 0   | 0   | 0  | 0   | 0 | 1  | 2  | 1 | .324 |
| Mar 09 | MCNEESE-2         | *3b  | 3  | 2  | 2  | 0   | 0  | 0  | 0  | 1  | 0  | 0  | 0   | 0   | 0  | 0   | 0 | 0  | 0  | 0 | .350 |
| Mar 12 | ORAL ROBERTS      | *3b  | 3  | 1  | 2  | 0   | 1  | 0  | 0  | 1  | 0  | 0  | 0   | 0   | 0  | 0   | 1 | 0  | 1  | 0 | .372 |
| Mar 16 | MISSOURI          | *3b  | 3  | 0  | 0  | 0   | 0  | 0  | 0  | 1  | 0  | 0  | 0   | 0   | 0  | 0   | 1 | 0  | 1  | 0 | .348 |
| Mar 21 | at Auburn         | ph   | 1  | 0  | 0  | 0   | 0  | 0  | 0  | 0  | 0  | 0  | 0   | 0   | 0  | 0   | 1 | 0  | 0  | 0 | .340 |
| Mar 26 | LITTLE ROCK       | *3b  | 2  | 1  | 0  | 1   | 0  | 0  | 0  | 1  | 0  | 1  | 1   | 0   | 0  | 0   | 0 | 0  | 2  | 0 | .327 |
| Totals |                   | 13gs | 49 | 13 | 16 | 6   | 1  | 1  | 0  | 6  | 2  | 1  | 4   | 0   | 0  | 0   | 6 | 10 | 25 | 2 | .327 |

On base pct. .441 • Slugging pct. .388



# INDIVIDUAL GAME-BY-GAME

## #13 Jayson Jones - 12 games (All games)

| Date   | Opponent          | Pos  | AB | R | H | RBI | 2B | 3B | HR | BB | SB | CS | HBP | SAC | SF | GDP | K  | PO | A | E | Avg  |
|--------|-------------------|------|----|---|---|-----|----|----|----|----|----|----|-----|-----|----|-----|----|----|---|---|------|
| Feb 16 | JAMES MADISON     | *of  | 3  | 0 | 0 | 0   | 0  | 0  | 0  | 0  | 0  | 0  | 0   | 0   | 0  | 0   | 2  | 1  | 0 | 0 | .000 |
| Feb 19 | JAMES MADISON     | *of  | 4  | 0 | 1 | 1   | 0  | 0  | 0  | 0  | 0  | 0  | 0   | 0   | 0  | 0   | 0  | 2  | 0 | 0 | .143 |
| Feb 23 | vs Oregon State   | *of  | 3  | 0 | 1 | 1   | 0  | 0  | 0  | 1  | 0  | 0  | 0   | 0   | 0  | 0   | 1  | 0  | 0 | 0 | .200 |
| Feb 24 | vs Oklahoma State | *of  | 5  | 0 | 0 | 0   | 0  | 0  | 0  | 1  | 0  | 0  | 0   | 0   | 0  | 0   | 1  | 0  | 1 | 0 | .133 |
| Feb 27 | GRAMBLING         | *of  | 5  | 2 | 2 | 6   | 0  | 0  | 2  | 0  | 0  | 0  | 0   | 0   | 0  | 0   | 0  | 1  | 0 | 0 | .200 |
| Mar 01 | MURRAY STATE      | *of  | 3  | 0 | 1 | 2   | 1  | 0  | 0  | 1  | 1  | 0  | 0   | 0   | 0  | 0   | 1  | 3  | 0 | 0 | .217 |
| Mar 02 | MURRAY STATE      | *of  | 3  | 2 | 1 | 2   | 0  | 0  | 0  | 1  | 0  | 0  | 0   | 0   | 0  | 0   | 0  | 1  | 0 | 0 | .231 |
| Mar 03 | MURRAY STATE      | *of  | 4  | 1 | 1 | 0   | 0  | 0  | 0  | 0  | 0  | 0  | 0   | 0   | 0  | 1   | 1  | 1  | 0 | 0 | .233 |
| Mar 05 | UCA               | *of  | 4  | 0 | 0 | 0   | 0  | 0  | 0  | 0  | 0  | 0  | 0   | 0   | 0  | 0   | 2  | 3  | 0 | 0 | .206 |
| Mar 09 | MCNEESE-1         | *of  | 0  | 0 | 0 | 0   | 0  | 0  | 0  | 0  | 0  | 0  | 0   | 0   | 0  | 0   | 0  | 0  | 0 | 0 | .206 |
| Mar 09 | MCNEESE-2         | *of  | 4  | 2 | 1 | 1   | 0  | 0  | 1  | 0  | 0  | 0  | 0   | 0   | 0  | 0   | 2  | 1  | 0 | 0 | .211 |
| Mar 16 | MISSOURI          | *of  | 2  | 0 | 0 | 0   | 0  | 0  | 0  | 0  | 0  | 0  | 1   | 0   | 0  | 0   | 0  | 0  | 0 | 0 | .200 |
| Totals |                   | 11gs | 40 | 7 | 8 | 13  | 1  | 0  | 3  | 4  | 1  | 0  | 1   | 0   | 0  | 1   | 10 | 13 | 1 | 0 | .200 |

On base pct. .289 • Slugging pct. .450

## #14 Ross Lovich - 17 games (All games)

| Date   | Opponent      | Pos    | AB | R  | H  | RBI | 2B | 3B | HR | BB | SB | CS | HBP | SAC | SF | GDP | K  | PO | A | E | Avg  |
|--------|---------------|--------|----|----|----|-----|----|----|----|----|----|----|-----|-----|----|-----|----|----|---|---|------|
| Feb 16 | JAMES MADISON | pr     | 0  | 0  | 0  | 0   | 0  | 0  | 0  | 0  | 0  | 0  | 0   | 0   | 0  | 0   | 0  | 0  | 0 | 0 | .000 |
| Feb 18 | JAMES MADISON | *of    | 3  | 0  | 1  | 0   | 0  | 0  | 0  | 1  | 0  | 0  | 0   | 0   | 0  | 0   | 0  | 1  | 0 | 0 | .333 |
| Feb 25 | vs Michigan   | *of    | 4  | 0  | 0  | 0   | 0  | 0  | 0  | 0  | 0  | 0  | 0   | 0   | 0  | 1   | 2  | 3  | 0 | 0 | .143 |
| Feb 27 | GRAMBLING     | ph/of  | 3  | 1  | 3  | 2   | 0  | 0  | 0  | 0  | 0  | 0  | 0   | 0   | 0  | 0   | 0  | 0  | 0 | 0 | .400 |
| Mar 02 | MURRAY STATE  | *dh    | 4  | 2  | 2  | 2   | 2  | 0  | 0  | 0  | 0  | 0  | 1   | 0   | 0  | 0   | 2  | 0  | 0 | 0 | .429 |
| Mar 05 | UCA           | *of    | 3  | 1  | 2  | 0   | 0  | 0  | 0  | 1  | 0  | 0  | 0   | 0   | 0  | 0   | 0  | 0  | 0 | 0 | .471 |
| Mar 09 | MCNEESE-1     | *of    | 2  | 0  | 1  | 0   | 0  | 0  | 0  | 1  | 1  | 0  | 0   | 0   | 0  | 0   | 0  | 0  | 0 | 0 | .474 |
| Mar 09 | MCNEESE-2     | ph     | 0  | 0  | 0  | 1   | 0  | 0  | 0  | 0  | 0  | 0  | 0   | 0   | 1  | 0   | 0  | 0  | 0 | 0 | .474 |
| Mar 10 | MCNEESE       | *of    | 5  | 2  | 1  | 4   | 0  | 0  | 1  | 0  | 0  | 0  | 0   | 0   | 0  | 0   | 1  | 0  | 0 | 0 | .417 |
| Mar 12 | ORAL ROBERTS  | *of    | 3  | 1  | 0  | 0   | 0  | 0  | 0  | 0  | 0  | 0  | 1   | 0   | 0  | 0   | 1  | 2  | 0 | 0 | .370 |
| Mar 15 | MISSOURI      | *of    | 3  | 2  | 1  | 3   | 0  | 0  | 1  | 0  | 0  | 0  | 1   | 0   | 0  | 0   | 1  | 2  | 0 | 0 | .367 |
| Mar 16 | MISSOURI      | *of/of | 4  | 1  | 2  | 2   | 0  | 1  | 0  | 0  | 0  | 0  | 0   | 0   | 0  | 1   | 1  | 1  | 0 | 0 | .382 |
| Mar 17 | MISSOURI      | *of    | 4  | 1  | 0  | 0   | 0  | 0  | 0  | 1  | 0  | 0  | 0   | 0   | 0  | 0   | 0  | 0  | 0 | 0 | .342 |
| Mar 21 | at Auburn     | *of    | 3  | 0  | 0  | 0   | 0  | 0  | 0  | 0  | 0  | 0  | 0   | 0   | 0  | 0   | 2  | 1  | 0 | 1 | .317 |
| Mar 26 | LITTLE ROCK   | *of    | 3  | 0  | 0  | 0   | 0  | 0  | 0  | 0  | 0  | 0  | 1   | 0   | 0  | 0   | 2  | 1  | 0 | 0 | .295 |
| Mar 28 | LSU           | ph/of  | 0  | 0  | 0  | 0   | 0  | 0  | 0  | 1  | 0  | 0  | 0   | 0   | 0  | 0   | 0  | 0  | 0 | 0 | .295 |
| Mar 29 | LSU           | *of    | 1  | 1  | 0  | 0   | 0  | 0  | 0  | 1  | 0  | 0  | 0   | 0   | 0  | 0   | 1  | 0  | 0 | 0 | .289 |
| Totals |               | 13gs   | 45 | 12 | 13 | 14  | 2  | 1  | 2  | 6  | 1  | 0  | 4   | 0   | 1  | 2   | 13 | 11 | 0 | 1 | .289 |

On base pct. .411 • Slugging pct. .511

## #41 Will McEntire - 7 games (All games)

| Date   | Opponent      | Pos | AB | R | H | RBI | 2B | 3B | HR | BB | SB | CS | HBP | SAC | SF | GDP | K | PO | A | E | Avg  |
|--------|---------------|-----|----|---|---|-----|----|----|----|----|----|----|-----|-----|----|-----|---|----|---|---|------|
| Feb 16 | JAMES MADISON | p   | 0  | 0 | 0 | 0   | 0  | 0  | 0  | 0  | 0  | 0  | 0   | 0   | 0  | 0   | 0 | 1  | 0 | 0 | .000 |
| Feb 19 | JAMES MADISON | p   | 0  | 0 | 0 | 0   | 0  | 0  | 0  | 0  | 0  | 0  | 0   | 0   | 0  | 0   | 0 | 1  | 0 | 0 | .000 |
| Feb 25 | vs Michigan   | p   | 0  | 0 | 0 | 0   | 0  | 0  | 0  | 0  | 0  | 0  | 0   | 0   | 0  | 0   | 0 | 0  | 1 | 0 | .000 |
| Mar 03 | MURRAY STATE  | p   | 0  | 0 | 0 | 0   | 0  | 0  | 0  | 0  | 0  | 0  | 0   | 0   | 0  | 0   | 0 | 1  | 0 | 0 | .000 |
| Mar 09 | MCNEESE-1     | p   | 0  | 0 | 0 | 0   | 0  | 0  | 0  | 0  | 0  | 0  | 0   | 0   | 0  | 0   | 0 | 0  | 1 | 0 | .000 |
| Mar 12 | ORAL ROBERTS  | p   | 0  | 0 | 0 | 0   | 0  | 0  | 0  | 0  | 0  | 0  | 0   | 0   | 0  | 0   | 0 | 0  | 1 | 0 | .000 |
| Mar 21 | at Auburn     | p   | 0  | 0 | 0 | 0   | 0  | 0  | 0  | 0  | 0  | 0  | 0   | 0   | 0  | 0   | 0 | 1  | 0 | 0 | .000 |
| Totals |               | 0gs | 0  | 0 | 0 | 0   | 0  | 0  | 0  | 0  | 0  | 0  | 0   | 0   | 0  | 0   | 0 | 4  | 3 | 0 | .000 |

On base pct. .000 • Slugging pct. .000





#41 Will McEntire - 13 appearances (All games)

| Date   | Opponent        | GS | IP   | H  | R | ER | BB | SO | 2B | 3B | HR | WP | BK | HBP | IBB | Score | W-L | Sv | ERA  | NP |
|--------|-----------------|----|------|----|---|----|----|----|----|----|----|----|----|-----|-----|-------|-----|----|------|----|
| Feb 16 | JAMES MADISON   |    | 5.2  | 3  | 1 | 1  | 1  | 6  | 1  | 0  | 0  | 0  | 0  | 0   | 0   | 6-4   | 1-0 | 0  | 1.59 | 71 |
| Feb 19 | JAMES MADISON   |    | 2.0  | 1  | 0 | 0  | 0  | 3  | 0  | 0  | 0  | 0  | 0  | 0   | 0   | 4-0   | 1-0 | 0  | 1.17 | 26 |
| Feb 23 | vs Oregon State |    | 1.0  | 2  | 2 | 2  | 0  | 2  | 1  | 0  | 0  | 1  | 0  | 0   | 0   | 5-4   | 1-0 | 0  | 3.12 | 22 |
| Feb 25 | vs Michigan     |    | 3.0  | 2  | 1 | 0  | 1  | 0  | 1  | 0  | 0  | 0  | 0  | 0   | 0   | 4-3   | 1-0 | 0  | 2.31 | 35 |
| Mar 02 | MURRAY STATE    |    | 2.0  | 0  | 0 | 0  | 0  | 2  | 0  | 0  | 0  | 0  | 0  | 0   | 0   | 11-1  | 1-0 | 0  | 1.98 | 16 |
| Mar 03 | MURRAY STATE    |    | 3.2  | 3  | 1 | 1  | 0  | 5  | 0  | 0  | 1  | 0  | 0  | 0   | 0   | 5-3   | 1-0 | 1  | 2.08 | 43 |
| Mar 09 | MCNEESE-1       |    | 2.0  | 5  | 1 | 1  | 0  | 2  | 0  | 0  | 0  | 1  | 0  | 0   | 0   | 3-1   | 1-0 | 1  | 2.33 | 42 |
| Mar 12 | ORAL ROBERTS    |    | 2.0  | 1  | 0 | 0  | 0  | 2  | 0  | 0  | 0  | 0  | 0  | 0   | 0   | 4-2   | 1-0 | 1  | 2.11 | 34 |
| Mar 16 | MISSOURI        |    | 4.1  | 0  | 0 | 0  | 1  | 5  | 0  | 0  | 0  | 0  | 0  | 0   | 0   | 6-0   | 2-0 | 1  | 1.75 | 56 |
| Mar 21 | at Auburn       |    | 2.0  | 0  | 0 | 0  | 0  | 3  | 0  | 0  | 0  | 0  | 0  | 0   | 0   | 1-0   | 2-0 | 1  | 1.63 | 22 |
| Mar 22 | at Auburn       |    | 1.0  | 0  | 0 | 0  | 0  | 2  | 0  | 0  | 0  | 0  | 0  | 0   | 0   | 6-5   | 2-0 | 2  | 1.57 | 10 |
| Mar 28 | LSU             |    | 2.2  | 4  | 2 | 2  | 2  | 8  | 2  | 0  | 0  | 1  | 0  | 0   | 0   | 7-4   | 2-0 | 2  | 2.01 | 62 |
| Mar 30 | LSU             |    | 1.1  | 1  | 0 | 0  | 1  | 1  | 0  | 0  | 0  | 0  | 0  | 0   | 0   | 7-5   | 2-0 | 3  | 1.93 | 24 |
| Totals |                 | 0  | 32.2 | 22 | 8 | 7  | 6  | 41 | 5  | 0  | 1  | 3  | 0  | 0   | 0   | 69-32 | 2-0 | 3  | 1.93 | -  |

#26 Tate McGuire - 2 appearances (All games)

| Date   | Opponent      | GS | IP  | H | R | ER | BB | SO | 2B | 3B | HR | WP | BK | HBP | IBB | Score | W-L | Sv | ERA  | NP |
|--------|---------------|----|-----|---|---|----|----|----|----|----|----|----|----|-----|-----|-------|-----|----|------|----|
| Feb 18 | JAMES MADISON |    | 0.2 | 0 | 0 | 0  | 2  | 1  | 0  | 0  | 0  | 0  | 0  | 1   | 0   | 3-7   | 0-0 | 0  | 0.00 | 24 |
| Feb 27 | GRAMBLING     |    | 1.0 | 3 | 1 | 1  | 0  | 3  | 1  | 0  | 0  | 0  | 0  | 0   | 0   | 21-1  | 0-0 | 0  | 5.40 | 24 |
| Totals |               | 0  | 1.2 | 3 | 1 | 1  | 2  | 4  | 1  | 0  | 0  | 0  | 0  | 1   | 0   | 24-8  | 0-0 | 0  | 5.40 | -  |

#6 Ben McLaughlin - 26 games (All games)

| Date   | Opponent          | Pos  | AB | R  | H  | RBI | 2B | 3B | HR | BB | SB | CS | HBP | SAC | SF | GDP | K  | PO  | A  | E | Avg  |
|--------|-------------------|------|----|----|----|-----|----|----|----|----|----|----|-----|-----|----|-----|----|-----|----|---|------|
| Feb 16 | JAMES MADISON     | *1b  | 4  | 0  | 1  | 1   | 0  | 0  | 0  | 0  | 0  | 0  | 0   | 0   | 0  | 1   | 0  | 7   | 3  | 0 | .250 |
| Feb 17 | JAMES MADISON     | *1b  | 4  | 1  | 2  | 0   | 0  | 0  | 0  | 1  | 0  | 0  | 0   | 0   | 0  | 0   | 1  | 8   | 0  | 0 | .375 |
| Feb 18 | JAMES MADISON     | *dh  | 2  | 1  | 1  | 1   | 1  | 0  | 0  | 2  | 0  | 0  | 0   | 0   | 0  | 0   | 1  | 0   | 0  | 0 | .400 |
| Feb 19 | JAMES MADISON     | *1b  | 3  | 0  | 1  | 2   | 0  | 0  | 0  | 1  | 0  | 0  | 0   | 0   | 0  | 0   | 1  | 8   | 1  | 0 | .385 |
| Feb 23 | vs Oregon State   | *1b  | 3  | 0  | 1  | 3   | 1  | 0  | 0  | 0  | 0  | 0  | 1   | 0   | 0  | 0   | 0  | 3   | 0  | 0 | .375 |
| Feb 24 | vs Oklahoma State | *1b  | 6  | 0  | 1  | 0   | 0  | 0  | 0  | 0  | 0  | 0  | 0   | 0   | 0  | 0   | 3  | 8   | 0  | 0 | .318 |
| Feb 25 | vs Michigan       | *1b  | 5  | 0  | 2  | 1   | 1  | 0  | 0  | 0  | 0  | 0  | 0   | 0   | 0  | 0   | 0  | 6   | 1  | 0 | .333 |
| Feb 27 | GRAMBLING         | *1b  | 2  | 1  | 0  | 0   | 0  | 0  | 0  | 1  | 0  | 0  | 0   | 0   | 0  | 1   | 0  | 4   | 0  | 0 | .310 |
| Mar 01 | MURRAY STATE      | *1b  | 2  | 1  | 0  | 1   | 0  | 0  | 0  | 2  | 0  | 0  | 0   | 0   | 0  | 0   | 0  | 2   | 1  | 0 | .290 |
| Mar 02 | MURRAY STATE      | *1b  | 4  | 3  | 2  | 0   | 0  | 0  | 0  | 1  | 0  | 0  | 0   | 0   | 0  | 0   | 0  | 6   | 0  | 0 | .314 |
| Mar 03 | MURRAY STATE      | *dh  | 3  | 0  | 1  | 0   | 0  | 0  | 0  | 1  | 0  | 0  | 0   | 0   | 0  | 0   | 1  | 0   | 0  | 0 | .316 |
| Mar 05 | UCA               | *1b  | 4  | 2  | 2  | 3   | 0  | 0  | 1  | 0  | 0  | 0  | 0   | 0   | 0  | 1   | 0  | 11  | 1  | 1 | .333 |
| Mar 09 | MCNEESE-1         | *1b  | 4  | 1  | 2  | 0   | 1  | 0  | 0  | 0  | 0  | 0  | 0   | 0   | 0  | 0   | 0  | 7   | 1  | 0 | .348 |
| Mar 09 | MCNEESE-2         | *1b  | 4  | 0  | 0  | 0   | 0  | 0  | 0  | 0  | 0  | 0  | 0   | 0   | 0  | 0   | 1  | 7   | 0  | 0 | .320 |
| Mar 10 | MCNEESE           | *1b  | 5  | 2  | 4  | 3   | 1  | 0  | 0  | 0  | 0  | 0  | 0   | 0   | 0  | 0   | 0  | 6   | 2  | 0 | .364 |
| Mar 12 | ORAL ROBERTS      | *1b  | 2  | 0  | 0  | 0   | 0  | 0  | 0  | 2  | 0  | 0  | 0   | 0   | 0  | 0   | 1  | 0   | 9  | 1 | .351 |
| Mar 15 | MISSOURI          | *1b  | 4  | 0  | 0  | 0   | 0  | 0  | 0  | 0  | 0  | 0  | 0   | 0   | 0  | 0   | 0  | 9   | 0  | 0 | .328 |
| Mar 16 | MISSOURI          | *1b  | 3  | 1  | 0  | 0   | 0  | 0  | 0  | 1  | 0  | 0  | 0   | 0   | 0  | 0   | 0  | 7   | 0  | 0 | .312 |
| Mar 17 | MISSOURI          | *1b  | 2  | 1  | 1  | 2   | 0  | 0  | 1  | 2  | 0  | 0  | 0   | 0   | 1  | 0   | 0  | 7   | 2  | 0 | .318 |
| Mar 21 | at Auburn         | *1b  | 4  | 0  | 1  | 0   | 0  | 0  | 0  | 0  | 0  | 0  | 0   | 0   | 0  | 0   | 0  | 5   | 2  | 0 | .314 |
| Mar 22 | at Auburn         | *1b  | 3  | 2  | 2  | 1   | 0  | 0  | 1  | 1  | 0  | 0  | 0   | 0   | 0  | 0   | 0  | 6   | 0  | 0 | .329 |
| Mar 23 | at Auburn         | *1b  | 2  | 1  | 0  | 0   | 0  | 0  | 0  | 3  | 0  | 0  | 0   | 0   | 0  | 0   | 1  | 9   | 0  | 0 | .320 |
| Mar 26 | LITTLE ROCK       | *1b  | 1  | 2  | 0  | 0   | 0  | 0  | 0  | 3  | 0  | 0  | 0   | 0   | 0  | 0   | 0  | 9   | 0  | 0 | .316 |
| Mar 28 | LSU               | *1b  | 3  | 0  | 1  | 1   | 0  | 0  | 0  | 1  | 0  | 0  | 0   | 0   | 1  | 0   | 1  | 5   | 0  | 0 | .316 |
| Mar 29 | LSU               | *1b  | 4  | 0  | 1  | 1   | 1  | 0  | 0  | 1  | 0  | 0  | 0   | 0   | 0  | 0   | 1  | 9   | 0  | 0 | .313 |
| Mar 30 | LSU               | *1b  | 5  | 0  | 0  | 0   | 0  | 0  | 0  | 0  | 0  | 0  | 0   | 0   | 0  | 0   | 2  | 8   | 1  | 0 | .295 |
| Totals |                   | 26gs | 88 | 19 | 26 | 20  | 6  | 0  | 3  | 23 | 0  | 0  | 1   | 0   | 2  | 4   | 13 | 166 | 16 | 1 | .295 |

On base pct. .439 • Slugging pct. .466

#21 Mason Molina - 4 games (All games)

| Date   | Opponent     | Pos | AB | R | H | RBI | 2B | 3B | HR | BB | SB | CS | HBP | SAC | SF | GDP | K | PO | A | E | Avg  |
|--------|--------------|-----|----|---|---|-----|----|----|----|----|----|----|-----|-----|----|-----|---|----|---|---|------|
| Feb 25 | vs Michigan  | *p  | 0  | 0 | 0 | 0   | 0  | 0  | 0  | 0  | 0  | 0  | 0   | 0   | 0  | 0   | 0 | 0  | 1 | 0 | .000 |
| Mar 03 | MURRAY STATE | *p  | 0  | 0 | 0 | 0   | 0  | 0  | 0  | 0  | 0  | 0  | 0   | 0   | 0  | 0   | 0 | 1  | 0 | 0 | .000 |
| Mar 10 | MCNEESE      | *p  | 0  | 0 | 0 | 0   | 0  | 0  | 0  | 0  | 0  | 0  | 0   | 0   | 0  | 0   | 0 | 0  | 2 | 0 | .000 |
| Mar 17 | MISSOURI     | *p  | 0  | 0 | 0 | 0   | 0  | 0  | 0  | 0  | 0  | 0  | 0   | 0   | 0  | 0   | 0 | 0  | 1 | 0 | .000 |
| Totals |              | 4gs | 0  | 0 | 0 | 0   | 0  | 0  | 0  | 0  | 0  | 0  | 0   | 0   | 0  | 0   | 0 | 1  | 4 | 0 | .000 |

On base pct. .000 • Slugging pct. .000



# INDIVIDUAL GAME-BY-GAME

## #21 Mason Molina - 7 appearances (All games)

| Date   | Opponent      | GS | IP   | H  | R  | ER | BB | SO | 2B | 3B | HR | WP | BK | HBP | IBB | Score | W-L | Sv | ERA  | NP |
|--------|---------------|----|------|----|----|----|----|----|----|----|----|----|----|-----|-----|-------|-----|----|------|----|
| Feb 18 | JAMES MADISON | *  | 3.2  | 3  | 2  | 2  | 3  | 9  | 1  | 0  | 0  | 1  | 0  | 0   | 0   | 3-7   | 0-0 | 0  | 4.91 | 72 |
| Feb 25 | vs Michigan   | *  | 5.0  | 0  | 0  | 0  | 1  | 10 | 0  | 0  | 0  | 0  | 0  | 1   | 0   | 4-3   | 1-0 | 0  | 2.08 | 81 |
| Mar 03 | MURRAY STATE  | *  | 5.0  | 2  | 1  | 1  | 1  | 10 | 0  | 0  | 1  | 0  | 0  | 1   | 0   | 5-3   | 2-0 | 0  | 1.98 | 77 |
| Mar 10 | MCNEESE       | *  | 4.0  | 3  | 4  | 4  | 3  | 4  | 1  | 0  | 1  | 0  | 1  | 1   | 0   | 18-5  | 2-0 | 0  | 3.57 | 77 |
| Mar 17 | MISSOURI      | *  | 5.1  | 1  | 0  | 0  | 3  | 10 | 0  | 0  | 0  | 0  | 0  | 1   | 0   | 9-1   | 3-0 | 0  | 2.74 | 98 |
| Mar 23 | at Auburn     | *  | 5.0  | 3  | 1  | 1  | 4  | 4  | 1  | 0  | 0  | 0  | 0  | 1   | 0   | 6-8   | 3-0 | 0  | 2.57 | 74 |
| Mar 29 | LSU           | *  | 5.0  | 7  | 3  | 3  | 3  | 7  | 0  | 0  | 0  | 0  | 0  | 1   | 0   | 4-3   | 3-0 | 0  | 3.00 | 96 |
| Totals |               | 7  | 33.0 | 19 | 11 | 11 | 18 | 54 | 3  | 0  | 2  | 1  | 1  | 6   | 0   | 49-30 | 3-0 | 0  | 3.00 | -  |

## #16 Hudson Polk - 7 games (All games)

| Date   | Opponent     | Pos  | AB | R | H | RBI | 2B | 3B | HR | BB | SB | CS | HBP | SAC | SF | GDP | K | PO | A | E | Avg  |
|--------|--------------|------|----|---|---|-----|----|----|----|----|----|----|-----|-----|----|-----|---|----|---|---|------|
| Feb 27 | GRAMBLING    | *c   | 4  | 2 | 1 | 4   | 0  | 0  | 1  | 1  | 0  | 0  | 0   | 0   | 0  | 0   | 1 | 11 | 0 | 0 | .250 |
| Mar 01 | MURRAY STATE | *dh  | 3  | 1 | 1 | 0   | 0  | 0  | 0  | 1  | 0  | 0  | 0   | 0   | 0  | 0   | 1 | 0  | 0 | 0 | .286 |
| Mar 02 | MURRAY STATE | ph   | 0  | 0 | 0 | 1   | 0  | 0  | 0  | 0  | 0  | 0  | 0   | 0   | 1  | 0   | 0 | 0  | 0 | 0 | .286 |
| Mar 05 | UCA          | *dh  | 3  | 1 | 1 | 0   | 0  | 0  | 0  | 1  | 0  | 0  | 0   | 0   | 0  | 0   | 1 | 0  | 0 | 0 | .300 |
| Mar 09 | MCNEESE-1    | ph   | 1  | 0 | 0 | 0   | 0  | 0  | 0  | 0  | 0  | 0  | 0   | 0   | 0  | 0   | 1 | 0  | 0 | 0 | .273 |
| Mar 12 | ORAL ROBERTS | *dh  | 3  | 0 | 0 | 0   | 0  | 0  | 0  | 1  | 0  | 0  | 0   | 0   | 0  | 0   | 0 | 0  | 0 | 0 | .214 |
| Mar 17 | MISSOURI     | ph/d | 2  | 0 | 0 | 0   | 0  | 0  | 0  | 0  | 0  | 0  | 0   | 0   | 0  | 1   | 1 | 0  | 0 | 0 | .188 |
| Totals |              | 4gs  | 16 | 4 | 3 | 5   | 0  | 0  | 1  | 4  | 0  | 0  | 0   | 0   | 1  | 1   | 5 | 11 | 0 | 0 | .188 |

On base pct. .333 • Slugging pct. .375

## #44 Parker Rowland - 6 games (All games)

| Date   | Opponent      | Pos | AB | R | H | RBI | 2B | 3B | HR | BB | SB | CS | HBP | SAC | SF | GDP | K | PO | A | E | Avg  |
|--------|---------------|-----|----|---|---|-----|----|----|----|----|----|----|-----|-----|----|-----|---|----|---|---|------|
| Feb 19 | JAMES MADISON | *c  | 3  | 0 | 0 | 0   | 0  | 0  | 0  | 1  | 0  | 0  | 0   | 0   | 0  | 0   | 0 | 9  | 0 | 0 | .000 |
| Feb 25 | vs Michigan   | *c  | 1  | 0 | 0 | 0   | 0  | 0  | 0  | 3  | 0  | 0  | 0   | 0   | 0  | 0   | 1 | 11 | 0 | 1 | .000 |
| Mar 09 | MCNEESE-2     | c   | 1  | 1 | 1 | 0   | 0  | 0  | 0  | 0  | 0  | 0  | 0   | 0   | 0  | 0   | 0 | 1  | 0 | 0 | .200 |
| Mar 12 | ORAL ROBERTS  | *c  | 2  | 0 | 1 | 0   | 0  | 0  | 0  | 1  | 0  | 0  | 0   | 1   | 0  | 0   | 0 | 10 | 0 | 0 | .286 |
| Mar 16 | MISSOURI      | *c  | 2  | 0 | 0 | 0   | 0  | 0  | 0  | 1  | 0  | 0  | 0   | 0   | 0  | 0   | 0 | 13 | 0 | 0 | .222 |
| Mar 22 | at Auburn     | *c  | 2  | 0 | 0 | 0   | 0  | 0  | 0  | 0  | 0  | 0  | 0   | 0   | 0  | 0   | 2 | 9  | 0 | 2 | .182 |
| Totals |               | 5gs | 11 | 1 | 2 | 0   | 0  | 0  | 0  | 6  | 0  | 0  | 0   | 1   | 0  | 0   | 3 | 53 | 0 | 3 | .182 |

On base pct. .471 • Slugging pct. .182

## #33 Hagen Smith - 4 games (All games)

| Date   | Opponent     | Pos | AB | R | H | RBI | 2B | 3B | HR | BB | SB | CS | HBP | SAC | SF | GDP | K | PO | A | E | Avg  |
|--------|--------------|-----|----|---|---|-----|----|----|----|----|----|----|-----|-----|----|-----|---|----|---|---|------|
| Mar 01 | MURRAY STATE | *p  | 0  | 0 | 0 | 0   | 0  | 0  | 0  | 0  | 0  | 0  | 0   | 0   | 0  | 0   | 0 | 0  | 1 | 0 | .000 |
| Mar 15 | MISSOURI     | *p  | 0  | 0 | 0 | 0   | 0  | 0  | 0  | 0  | 0  | 0  | 0   | 0   | 0  | 0   | 0 | 0  | 2 | 0 | .000 |
| Mar 21 | at Auburn    | *p  | 0  | 0 | 0 | 0   | 0  | 0  | 0  | 0  | 0  | 0  | 0   | 0   | 0  | 0   | 0 | 1  | 0 | 0 | .000 |
| Mar 28 | LSU          | *p  | 0  | 0 | 0 | 0   | 0  | 0  | 0  | 0  | 0  | 0  | 0   | 0   | 0  | 0   | 0 | 0  | 1 | 0 | .000 |
| Totals |              | 4gs | 0  | 0 | 0 | 0   | 0  | 0  | 0  | 0  | 0  | 0  | 0   | 0   | 0  | 0   | 0 | 1  | 4 | 0 | .000 |

On base pct. .000 • Slugging pct. .000

## #33 Hagen Smith - 7 appearances (All games)

| Date   | Opponent        | GS | IP   | H  | R | ER | BB | SO | 2B | 3B | HR | WP | BK | HBP | IBB | Score | W-L | Sv | ERA   | NP  |
|--------|-----------------|----|------|----|---|----|----|----|----|----|----|----|----|-----|-----|-------|-----|----|-------|-----|
| Feb 16 | JAMES MADISON   | *  | 1.0  | 1  | 3 | 3  | 2  | 2  | 0  | 0  | 1  | 0  | 0  | 1   | 0   | 6-4   | 0-0 | 0  | 27.00 | 42  |
| Feb 23 | vs Oregon State | *  | 6.0  | 3  | 0 | 0  | 1  | 17 | 0  | 0  | 0  | 0  | 0  | 0   | 0   | 5-4   | 0-0 | 0  | 3.86  | 78  |
| Mar 01 | MURRAY STATE    | *  | 6.0  | 1  | 1 | 1  | 1  | 12 | 0  | 0  | 1  | 0  | 0  | 0   | 0   | 5-1   | 1-0 | 0  | 2.77  | 81  |
| Mar 09 | MCNEESE-1       | *  | 4.0  | 1  | 0 | 0  | 3  | 9  | 0  | 0  | 0  | 0  | 0  | 0   | 0   | 3-1   | 2-0 | 0  | 2.12  | 64  |
| Mar 15 | MISSOURI        | *  | 6.0  | 2  | 0 | 0  | 1  | 10 | 1  | 0  | 0  | 0  | 0  | 0   | 0   | 8-0   | 3-0 | 0  | 1.57  | 100 |
| Mar 21 | at Auburn       | *  | 6.0  | 3  | 0 | 0  | 2  | 12 | 0  | 0  | 0  | 1  | 0  | 1   | 0   | 1-0   | 4-0 | 0  | 1.24  | 87  |
| Mar 28 | LSU             | *  | 6.0  | 5  | 2 | 2  | 0  | 10 | 0  | 0  | 2  | 0  | 0  | 0   | 0   | 7-4   | 5-0 | 0  | 1.54  | 97  |
| Totals |                 | 7  | 35.0 | 16 | 6 | 6  | 10 | 72 | 1  | 0  | 4  | 1  | 0  | 2   | 0   | 35-14 | 5-0 | 0  | 1.54  | -   |



#3 Nolan Souza - 16 games (All games)

| Date   | Opponent      | Pos  | AB | R  | H  | RBI | 2B | 3B | HR | BB | SB | CS | HBP | SAC | SF | GDP | K  | PO | A | E | Avg  |
|--------|---------------|------|----|----|----|-----|----|----|----|----|----|----|-----|-----|----|-----|----|----|---|---|------|
| Feb 18 | JAMES MADISON | *2b  | 4  | 0  | 1  | 0   | 1  | 0  | 0  | 0  | 0  | 0  | 0   | 0   | 0  | 0   | 1  | 1  | 1 | 0 | .250 |
| Feb 25 | vs Michigan   | *2b  | 2  | 1  | 0  | 0   | 0  | 0  | 0  | 2  | 0  | 0  | 0   | 0   | 0  | 0   | 2  | 0  | 1 | 0 | .167 |
| Feb 27 | GRAMBLING     | ss   | 1  | 1  | 1  | 0   | 1  | 0  | 0  | 1  | 0  | 0  | 0   | 0   | 0  | 0   | 0  | 0  | 0 | 0 | .286 |
| Mar 02 | MURRAY STATE  | *2b  | 1  | 0  | 1  | 2   | 0  | 0  | 0  | 1  | 1  | 0  | 0   | 0   | 0  | 0   | 0  | 0  | 0 | 0 | .375 |
| Mar 03 | MURRAY STATE  | *2b  | 4  | 1  | 2  | 3   | 0  | 0  | 1  | 0  | 0  | 0  | 0   | 0   | 0  | 0   | 0  | 1  | 0 | 0 | .417 |
| Mar 05 | UCA           | *2b  | 3  | 0  | 0  | 0   | 0  | 0  | 0  | 0  | 0  | 0  | 1   | 0   | 0  | 0   | 0  | 0  | 2 | 0 | .333 |
| Mar 09 | MCNEESE-1     | *2b  | 1  | 1  | 0  | 0   | 0  | 0  | 0  | 1  | 1  | 0  | 0   | 0   | 0  | 0   | 0  | 1  | 0 | 0 | .312 |
| Mar 09 | MCNEESE-2     | *2b  | 4  | 0  | 3  | 0   | 0  | 0  | 0  | 0  | 0  | 0  | 0   | 0   | 0  | 0   | 0  | 2  | 1 | 0 | .400 |
| Mar 10 | MCNEESE       | *2b  | 2  | 2  | 0  | 1   | 0  | 0  | 0  | 2  | 0  | 0  | 0   | 0   | 0  | 0   | 2  | 0  | 1 | 0 | .364 |
| Mar 15 | MISSOURI      | *dh  | 4  | 2  | 3  | 3   | 0  | 0  | 2  | 0  | 0  | 0  | 0   | 0   | 0  | 0   | 0  | 0  | 0 | 0 | .423 |
| Mar 16 | MISSOURI      | *dh  | 3  | 0  | 0  | 0   | 0  | 0  | 0  | 0  | 0  | 0  | 1   | 0   | 0  | 0   | 2  | 0  | 0 | 0 | .379 |
| Mar 17 | MISSOURI      | *dh  | 2  | 0  | 0  | 0   | 0  | 0  | 0  | 0  | 0  | 0  | 0   | 0   | 0  | 0   | 0  | 0  | 0 | 0 | .355 |
| Mar 21 | at Auburn     | *dh  | 3  | 0  | 0  | 0   | 0  | 0  | 0  | 1  | 1  | 0  | 0   | 0   | 0  | 0   | 2  | 0  | 0 | 0 | .324 |
| Mar 22 | at Auburn     | ph   | 1  | 0  | 0  | 0   | 0  | 0  | 0  | 0  | 0  | 0  | 0   | 0   | 0  | 0   | 1  | 0  | 0 | 0 | .314 |
| Mar 23 | at Auburn     | *dh  | 4  | 1  | 1  | 0   | 0  | 0  | 0  | 1  | 0  | 0  | 0   | 0   | 0  | 0   | 1  | 0  | 0 | 0 | .308 |
| Mar 29 | LSU           | *dh  | 3  | 1  | 0  | 0   | 0  | 0  | 0  | 1  | 0  | 0  | 0   | 0   | 0  | 0   | 2  | 0  | 0 | 0 | .286 |
| Totals |               | 14gs | 42 | 10 | 12 | 9   | 2  | 0  | 3  | 10 | 3  | 0  | 2   | 0   | 0  | 0   | 13 | 5  | 6 | 0 | .286 |

On base pct. .444 • Slugging pct. .548

#12 Jared Sprague-Lott - 20 games (All games)

| Date   | Opponent          | Pos  | AB | R  | H  | RBI | 2B | 3B | HR | BB | SB | CS | HBP | SAC | SF | GDP | K  | PO | A  | E | Avg   |
|--------|-------------------|------|----|----|----|-----|----|----|----|----|----|----|-----|-----|----|-----|----|----|----|---|-------|
| Feb 16 | JAMES MADISON     | *3b  | 2  | 1  | 2  | 2   | 0  | 0  | 1  | 2  | 0  | 0  | 0   | 0   | 0  | 0   | 0  | 2  | 1  | 0 | 1.000 |
| Feb 17 | JAMES MADISON     | *3b  | 3  | 1  | 1  | 2   | 0  | 0  | 1  | 2  | 0  | 0  | 0   | 0   | 0  | 0   | 2  | 2  | 4  | 0 | .600  |
| Feb 19 | JAMES MADISON     | *3b  | 4  | 0  | 0  | 0   | 0  | 0  | 0  | 0  | 0  | 0  | 0   | 0   | 0  | 0   | 2  | 0  | 0  | 1 | .333  |
| Feb 23 | vs Oregon State   | *3b  | 3  | 1  | 1  | 0   | 0  | 0  | 0  | 0  | 0  | 1  | 0   | 0   | 0  | 0   | 0  | 0  | 1  | 0 | .333  |
| Feb 24 | vs Oklahoma State | *3b  | 5  | 1  | 3  | 0   | 2  | 0  | 0  | 1  | 0  | 0  | 0   | 0   | 0  | 0   | 1  | 0  | 1  | 2 | .412  |
| Feb 25 | vs Michigan       | *3b  | 4  | 0  | 2  | 0   | 1  | 0  | 0  | 0  | 1  | 0  | 1   | 0   | 0  | 0   | 0  | 1  | 2  | 2 | .429  |
| Feb 27 | GRAMBLING         | *3b  | 3  | 2  | 2  | 1   | 1  | 0  | 0  | 2  | 0  | 0  | 0   | 0   | 0  | 0   | 0  | 0  | 2  | 0 | .458  |
| Mar 01 | MURRAY STATE      | *3b  | 4  | 1  | 1  | 0   | 0  | 0  | 0  | 0  | 0  | 0  | 0   | 0   | 0  | 0   | 0  | 1  | 0  | 0 | .429  |
| Mar 02 | MURRAY STATE      | *3b  | 4  | 2  | 2  | 1   | 0  | 0  | 0  | 1  | 0  | 0  | 0   | 0   | 0  | 0   | 0  | 0  | 2  | 0 | .438  |
| Mar 03 | MURRAY STATE      | *3b  | 4  | 1  | 1  | 0   | 0  | 0  | 0  | 0  | 0  | 0  | 0   | 0   | 0  | 0   | 0  | 2  | 0  | 0 | .417  |
| Mar 09 | MCNEESE-1         | *3b  | 3  | 1  | 1  | 0   | 0  | 0  | 0  | 0  | 0  | 0  | 1   | 0   | 0  | 0   | 1  | 0  | 4  | 0 | .410  |
| Mar 10 | MCNEESE           | *3b  | 3  | 2  | 0  | 0   | 0  | 0  | 0  | 2  | 0  | 0  | 0   | 0   | 0  | 0   | 0  | 2  | 1  | 0 | .381  |
| Mar 15 | MISSOURI          | *3b  | 4  | 0  | 0  | 0   | 0  | 0  | 0  | 0  | 0  | 0  | 0   | 0   | 0  | 0   | 0  | 1  | 2  | 0 | .348  |
| Mar 17 | MISSOURI          | *3b  | 5  | 1  | 2  | 0   | 0  | 0  | 0  | 0  | 0  | 0  | 0   | 0   | 0  | 0   | 0  | 0  | 1  | 0 | .353  |
| Mar 21 | at Auburn         | *3b  | 4  | 0  | 0  | 0   | 0  | 0  | 0  | 0  | 0  | 0  | 0   | 0   | 0  | 0   | 0  | 0  | 1  | 0 | .327  |
| Mar 22 | at Auburn         | *3b  | 3  | 0  | 0  | 1   | 0  | 0  | 0  | 1  | 0  | 0  | 0   | 0   | 0  | 0   | 2  | 1  | 2  | 0 | .310  |
| Mar 23 | at Auburn         | *3b  | 4  | 1  | 2  | 3   | 0  | 0  | 1  | 0  | 0  | 0  | 1   | 0   | 0  | 0   | 0  | 1  | 0  | 0 | .323  |
| Mar 28 | LSU               | *3b  | 4  | 2  | 1  | 0   | 0  | 0  | 0  | 1  | 0  | 0  | 0   | 0   | 1  | 0   | 1  | 0  | 1  | 0 | .318  |
| Mar 29 | LSU               | *3b  | 3  | 0  | 0  | 0   | 0  | 0  | 0  | 1  | 0  | 0  | 0   | 1   | 0  | 0   | 2  | 1  | 2  | 0 | .304  |
| Mar 30 | LSU               | *3b  | 2  | 1  | 0  | 0   | 0  | 0  | 0  | 2  | 0  | 0  | 0   | 0   | 0  | 0   | 1  | 1  | 3  | 0 | .296  |
| Totals |                   | 20gs | 71 | 18 | 21 | 10  | 4  | 0  | 2  | 15 | 1  | 0  | 3   | 2   | 0  | 1   | 12 | 15 | 30 | 5 | .296  |

On base pct. .438 • Slugging pct. .437

#10 Peyton Stovall - 14 games (All games)

| Date   | Opponent     | Pos  | AB | R  | H  | RBI | 2B | 3B | HR | BB | SB | CS | HBP | SAC | SF | GDP | K  | PO | A  | E | Avg  |
|--------|--------------|------|----|----|----|-----|----|----|----|----|----|----|-----|-----|----|-----|----|----|----|---|------|
| Mar 09 | MCNEESE-1    | *dh  | 4  | 0  | 1  | 0   | 0  | 0  | 0  | 0  | 0  | 0  | 0   | 0   | 0  | 0   | 1  | 0  | 0  | 0 | .250 |
| Mar 09 | MCNEESE-2    | *dh  | 4  | 2  | 2  | 3   | 0  | 0  | 1  | 1  | 0  | 0  | 0   | 0   | 0  | 0   | 1  | 0  | 0  | 0 | .375 |
| Mar 10 | MCNEESE      | *dh  | 5  | 2  | 2  | 2   | 0  | 0  | 0  | 0  | 0  | 0  | 0   | 0   | 0  | 0   | 0  | 0  | 0  | 0 | .385 |
| Mar 12 | ORAL ROBERTS | *2b  | 5  | 0  | 1  | 2   | 0  | 0  | 0  | 0  | 0  | 0  | 0   | 0   | 0  | 0   | 1  | 1  | 2  | 0 | .333 |
| Mar 15 | MISSOURI     | *2b  | 3  | 1  | 0  | 0   | 0  | 0  | 0  | 1  | 0  | 0  | 0   | 0   | 0  | 0   | 1  | 1  | 1  | 0 | .286 |
| Mar 16 | MISSOURI     | *2b  | 2  | 1  | 1  | 1   | 0  | 0  | 1  | 1  | 1  | 0  | 1   | 0   | 0  | 0   | 0  | 1  | 1  | 0 | .304 |
| Mar 17 | MISSOURI     | *2b  | 5  | 2  | 2  | 1   | 1  | 0  | 0  | 0  | 0  | 0  | 0   | 0   | 0  | 0   | 1  | 3  | 2  | 0 | .321 |
| Mar 21 | at Auburn    | *2b  | 2  | 0  | 0  | 0   | 0  | 0  | 0  | 1  | 0  | 1  | 1   | 0   | 0  | 0   | 0  | 1  | 4  | 0 | .300 |
| Mar 22 | at Auburn    | *2b  | 4  | 0  | 1  | 1   | 0  | 0  | 0  | 0  | 0  | 0  | 0   | 0   | 1  | 0   | 1  | 1  | 3  | 0 | .294 |
| Mar 23 | at Auburn    | *2b  | 5  | 1  | 2  | 0   | 0  | 0  | 0  | 0  | 0  | 0  | 0   | 0   | 0  | 0   | 2  | 0  | 6  | 0 | .308 |
| Mar 26 | LITTLE ROCK  | *2b  | 3  | 2  | 1  | 2   | 0  | 0  | 1  | 1  | 0  | 0  | 0   | 0   | 0  | 0   | 1  | 1  | 3  | 0 | .310 |
| Mar 28 | LSU          | *2b  | 4  | 0  | 2  | 1   | 0  | 0  | 0  | 1  | 0  | 0  | 0   | 0   | 0  | 0   | 2  | 2  | 0  | 0 | .326 |
| Mar 29 | LSU          | *2b  | 5  | 0  | 3  | 1   | 2  | 0  | 0  | 0  | 0  | 0  | 0   | 0   | 0  | 0   | 1  | 3  | 6  | 0 | .353 |
| Mar 30 | LSU          | *2b  | 4  | 1  | 2  | 3   | 0  | 0  | 1  | 1  | 0  | 0  | 0   | 0   | 0  | 0   | 1  | 3  | 5  | 0 | .364 |
| Totals |              | 14gs | 55 | 12 | 20 | 17  | 3  | 0  | 4  | 7  | 1  | 1  | 2   | 0   | 1  | 0   | 13 | 17 | 33 | 0 | .364 |

On base pct. .446 • Slugging pct. .636



# INDIVIDUAL GAME-BY-GAME

## #25 Brady Tygart - 3 games (All games)

| Date   | Opponent          | Pos | AB | R | H | RBI | 2B | 3B | HR | BB | SB | CS | HBP | SAC | SF | GDP | K | PO | A | E | Avg  |
|--------|-------------------|-----|----|---|---|-----|----|----|----|----|----|----|-----|-----|----|-----|---|----|---|---|------|
| Feb 24 | vs Oklahoma State | *p  | 0  | 0 | 0 | 0   | 0  | 0  | 0  | 0  | 0  | 0  | 0   | 0   | 0  | 0   | 0 | 0  | 2 | 0 | .000 |
| Mar 02 | MURRAY STATE      | *p  | 0  | 0 | 0 | 0   | 0  | 0  | 0  | 0  | 0  | 0  | 0   | 0   | 0  | 0   | 0 | 0  | 1 | 0 | .000 |
| Mar 22 | at Auburn         | *p  | 0  | 0 | 0 | 0   | 0  | 0  | 0  | 0  | 0  | 0  | 0   | 0   | 0  | 0   | 0 | 0  | 2 | 0 | .000 |
| Totals |                   | 3gs | 0  | 0 | 0 | 0   | 0  | 0  | 0  | 0  | 0  | 0  | 0   | 0   | 0  | 0   | 0 | 0  | 5 | 0 | .000 |

On base pct. .000 • Slugging pct. .000

## #25 Brady Tygart - 7 appearances (All games)

| Date   | Opponent          | GS | IP   | H  | R | ER | BB | SO | 2B | 3B | HR | WP | BK | HBP | IBB | Score | W-L  | Sv  | ERA  | NP   |    |
|--------|-------------------|----|------|----|---|----|----|----|----|----|----|----|----|-----|-----|-------|------|-----|------|------|----|
| Feb 17 | JAMES MADISON     | *  | 5.0  | 2  | 1 | 1  | 2  | 4  | 0  | 0  | 0  | 0  | 0  | 0   | 3   | 0     | 15-5 | 1-0 | 0    | 1.80 | 78 |
| Feb 24 | vs Oklahoma State | *  | 6.0  | 3  | 0 | 0  | 2  | 6  | 0  | 0  | 0  | 0  | 0  | 1   | 0   | 1-2   | 1-0  | 0   | 0.82 | 78   |    |
| Mar 02 | MURRAY STATE      | *  | 5.0  | 3  | 1 | 1  | 1  | 10 | 0  | 0  | 1  | 0  | 0  | 0   | 0   | 11-1  | 2-0  | 0   | 1.12 | 76   |    |
| Mar 09 | MCNEESE-2         | *  | 4.0  | 3  | 0 | 0  | 2  | 8  | 0  | 0  | 0  | 0  | 0  | 3   | 0   | 11-1  | 3-0  | 0   | 0.90 | 88   |    |
| Mar 16 | MISSOURI          | *  | 4.2  | 1  | 0 | 0  | 4  | 7  | 0  | 0  | 0  | 0  | 0  | 2   | 0   | 6-0   | 3-0  | 0   | 0.73 | 87   |    |
| Mar 22 | at Auburn         | *  | 3.2  | 3  | 3 | 3  | 5  | 4  | 1  | 0  | 0  | 1  | 1  | 0   | 0   | 6-5   | 3-0  | 0   | 1.59 | 76   |    |
| Mar 30 | LSU               | *  | 4.0  | 5  | 4 | 4  | 0  | 3  | 0  | 0  | 3  | 0  | 0  | 1   | 0   | 7-5   | 3-0  | 0   | 2.51 | 68   |    |
| Totals |                   | 7  | 32.1 | 20 | 9 | 9  | 16 | 42 | 1  | 0  | 4  | 1  | 1  | 10  | 0   | 57-19 | 3-0  | 0   | 2.51 | -    |    |

## #4 Jack Wagner - 7 games (All games)

| Date   | Opponent          | Pos  | AB | R | H | RBI | 2B | 3B | HR | BB | SB | CS | HBP | SAC | SF | GDP | K | PO | A | E | Avg  |
|--------|-------------------|------|----|---|---|-----|----|----|----|----|----|----|-----|-----|----|-----|---|----|---|---|------|
| Feb 16 | JAMES MADISON     | *dh  | 3  | 1 | 1 | 0   | 1  | 0  | 0  | 1  | 1  | 0  | 0   | 0   | 0  | 0   | 0 | 0  | 0 | 0 | .333 |
| Feb 18 | JAMES MADISON     | *1b  | 3  | 0 | 1 | 1   | 0  | 0  | 0  | 0  | 0  | 0  | 1   | 0   | 0  | 1   | 0 | 6  | 0 | 1 | .333 |
| Feb 24 | vs Oklahoma State | 1b   | 1  | 0 | 0 | 0   | 0  | 0  | 0  | 0  | 0  | 0  | 0   | 0   | 0  | 0   | 1 | 1  | 0 | 0 | .286 |
| Feb 27 | GRAMBLING         | ph/1 | 2  | 1 | 1 | 1   | 1  | 0  | 0  | 1  | 0  | 0  | 0   | 0   | 0  | 0   | 0 | 1  | 1 | 0 | .333 |
| Mar 03 | MURRAY STATE      | *1b  | 4  | 0 | 1 | 0   | 0  | 0  | 0  | 0  | 0  | 0  | 0   | 0   | 0  | 0   | 1 | 1  | 0 | 1 | .308 |
| Mar 26 | LITTLE ROCK       | *dh  | 3  | 1 | 1 | 2   | 0  | 0  | 1  | 0  | 0  | 0  | 0   | 0   | 1  | 0   | 0 | 0  | 0 | 0 | .312 |
| Mar 28 | LSU               | *dh  | 4  | 1 | 1 | 1   | 0  | 0  | 1  | 1  | 0  | 0  | 0   | 0   | 0  | 0   | 2 | 0  | 0 | 0 | .300 |
| Totals |                   | 5gs  | 20 | 4 | 6 | 5   | 2  | 0  | 2  | 3  | 1  | 0  | 1   | 0   | 1  | 1   | 4 | 9  | 1 | 2 | .300 |

On base pct. .400 • Slugging pct. .700

## #8 Hudson White - 20 games (All games)

| Date   | Opponent          | Pos  | AB | R  | H  | RBI | 2B | 3B | HR | BB | SB | CS | HBP | SAC | SF | GDP | K  | PO  | A  | E | Avg  |
|--------|-------------------|------|----|----|----|-----|----|----|----|----|----|----|-----|-----|----|-----|----|-----|----|---|------|
| Feb 16 | JAMES MADISON     | *c   | 3  | 1  | 1  | 1   | 0  | 0  | 1  | 1  | 0  | 0  | 0   | 0   | 0  | 0   | 0  | 1   | 13 | 0 | .333 |
| Feb 17 | JAMES MADISON     | *dh  | 4  | 2  | 2  | 2   | 2  | 0  | 0  | 2  | 0  | 0  | 0   | 0   | 0  | 0   | 0  | 0   | 0  | 0 | .429 |
| Feb 18 | JAMES MADISON     | *c   | 3  | 0  | 1  | 0   | 1  | 0  | 0  | 2  | 0  | 0  | 0   | 0   | 0  | 0   | 1  | 15  | 2  | 0 | .400 |
| Feb 19 | JAMES MADISON     | *dh  | 4  | 2  | 1  | 0   | 1  | 0  | 0  | 0  | 0  | 0  | 0   | 0   | 0  | 0   | 0  | 0   | 0  | 0 | .357 |
| Feb 23 | vs Oregon State   | *c   | 4  | 0  | 0  | 0   | 0  | 0  | 0  | 0  | 0  | 0  | 0   | 0   | 0  | 0   | 3  | 23  | 0  | 0 | .278 |
| Feb 24 | vs Oklahoma State | *dh  | 6  | 0  | 0  | 0   | 0  | 0  | 0  | 1  | 0  | 0  | 0   | 0   | 0  | 0   | 0  | 0   | 0  | 0 | .208 |
| Feb 27 | GRAMBLING         | *dh  | 3  | 1  | 1  | 2   | 0  | 0  | 0  | 0  | 0  | 0  | 0   | 0   | 0  | 0   | 0  | 0   | 0  | 0 | .222 |
| Mar 01 | MURRAY STATE      | *c   | 4  | 0  | 0  | 0   | 0  | 0  | 0  | 0  | 0  | 0  | 0   | 0   | 0  | 0   | 0  | 19  | 1  | 0 | .194 |
| Mar 03 | MURRAY STATE      | *c   | 3  | 1  | 1  | 0   | 0  | 0  | 0  | 0  | 0  | 0  | 0   | 0   | 0  | 0   | 1  | 16  | 1  | 0 | .206 |
| Mar 05 | UCA               | ph/c | 1  | 0  | 0  | 1   | 0  | 0  | 0  | 0  | 0  | 0  | 0   | 0   | 1  | 0   | 1  | 1   | 0  | 0 | .200 |
| Mar 09 | MCNEESE-1         | *c   | 4  | 0  | 2  | 1   | 1  | 0  | 0  | 0  | 0  | 0  | 0   | 0   | 0  | 1   | 0  | 14  | 1  | 0 | .231 |
| Mar 10 | MCNEESE           | *c   | 1  | 2  | 0  | 1   | 0  | 0  | 0  | 2  | 0  | 0  | 1   | 0   | 0  | 0   | 1  | 8   | 0  | 0 | .225 |
| Mar 15 | MISSOURI          | *c   | 4  | 0  | 1  | 0   | 0  | 0  | 0  | 0  | 0  | 0  | 0   | 0   | 0  | 0   | 1  | 12  | 1  | 0 | .227 |
| Mar 17 | MISSOURI          | *c   | 3  | 1  | 1  | 1   | 1  | 0  | 0  | 0  | 0  | 0  | 1   | 0   | 0  | 0   | 0  | 13  | 1  | 0 | .234 |
| Mar 21 | at Auburn         | *c   | 4  | 0  | 3  | 0   | 0  | 0  | 0  | 0  | 0  | 1  | 0   | 0   | 0  | 0   | 0  | 17  | 0  | 0 | .275 |
| Mar 22 | at Auburn         | *dh  | 4  | 0  | 0  | 0   | 0  | 0  | 0  | 0  | 0  | 0  | 0   | 0   | 0  | 0   | 2  | 0   | 0  | 0 | .255 |
| Mar 23 | at Auburn         | *c   | 4  | 1  | 1  | 0   | 0  | 0  | 0  | 0  | 0  | 0  | 1   | 0   | 0  | 0   | 1  | 6   | 0  | 1 | .254 |
| Mar 28 | LSU               | *c   | 3  | 1  | 1  | 0   | 0  | 0  | 0  | 2  | 0  | 0  | 0   | 0   | 0  | 0   | 1  | 18  | 1  | 0 | .258 |
| Mar 29 | LSU               | *c   | 5  | 0  | 2  | 1   | 1  | 0  | 0  | 0  | 0  | 0  | 0   | 0   | 0  | 0   | 1  | 13  | 0  | 0 | .269 |
| Mar 30 | LSU               | *dh  | 4  | 0  | 1  | 0   | 0  | 0  | 0  | 0  | 0  | 0  | 0   | 0   | 0  | 0   | 0  | 0   | 0  | 0 | .268 |
| Totals |                   | 19gs | 71 | 12 | 19 | 10  | 7  | 0  | 1  | 10 | 0  | 1  | 3   | 0   | 1  | 1   | 14 | 188 | 8  | 1 | .268 |

On base pct. .376 • Slugging pct. .408



#1 Ty Wilmsmeyer - 21 games (All games)

| Date   | Opponent          | Pos   | AB   | R  | H  | RBI | 2B | 3B | HR | BB | SB | CS | HBP | SAC | SF | GDP | K | PO | A  | E | Avg  |      |
|--------|-------------------|-------|------|----|----|-----|----|----|----|----|----|----|-----|-----|----|-----|---|----|----|---|------|------|
| Feb 16 | JAMES MADISON     | *of   | 4    | 0  | 1  | 0   | 0  | 0  | 0  | 0  | 0  | 0  | 0   | 0   | 0  | 0   | 2 | 0  | 0  | 0 | .250 |      |
| Feb 17 | JAMES MADISON     | *of   | 5    | 2  | 3  | 5   | 0  | 0  | 1  | 0  | 0  | 0  | 0   | 0   | 0  | 0   | 0 | 5  | 0  | 0 | .444 |      |
| Feb 18 | JAMES MADISON     | *of   | 3    | 0  | 1  | 0   | 0  | 0  | 0  | 1  | 0  | 1  | 0   | 0   | 0  | 0   | 1 | 3  | 0  | 0 | .417 |      |
| Feb 19 | JAMES MADISON     | *of   | 3    | 1  | 0  | 0   | 0  | 0  | 0  | 1  | 0  | 0  | 0   | 0   | 0  | 1   | 0 | 2  | 0  | 0 | .333 |      |
| Feb 23 | vs Oregon State   | *of   | 4    | 0  | 1  | 0   | 0  | 0  | 0  | 0  | 0  | 0  | 0   | 0   | 0  | 0   | 2 | 0  | 0  | 0 | .316 |      |
| Feb 24 | vs Oklahoma State | *of   | 4    | 0  | 1  | 0   | 0  | 0  | 0  | 1  | 1  | 0  | 0   | 1   | 0  | 0   | 0 | 1  | 0  | 0 | .304 |      |
| Feb 25 | vs Michigan       | *of   | 3    | 0  | 0  | 0   | 0  | 0  | 0  | 0  | 0  | 0  | 1   | 0   | 0  | 0   | 2 | 1  | 0  | 0 | .269 |      |
| Mar 01 | MURRAY STATE      | *of   | 3    | 0  | 0  | 0   | 0  | 0  | 0  | 0  | 0  | 0  | 0   | 0   | 0  | 0   | 1 | 1  | 0  | 0 | .241 |      |
| Mar 05 | UCA               | pr/of | 0    | 0  | 0  | 0   | 0  | 0  | 0  | 1  | 0  | 0  | 0   | 0   | 0  | 0   | 0 | 0  | 0  | 0 | .241 |      |
| Mar 09 | MCNEESE-1         | *of   | 2    | 0  | 0  | 0   | 0  | 0  | 0  | 0  | 0  | 0  | 0   | 0   | 0  | 0   | 2 | 1  | 0  | 0 | .226 |      |
| Mar 10 | MCNEESE           | *of   | 3    | 2  | 2  | 2   | 0  | 0  | 0  | 1  | 0  | 0  | 0   | 0   | 0  | 0   | 0 | 2  | 0  | 0 | .265 |      |
| Mar 12 | ORAL ROBERTS      | *of   | 2    | 1  | 0  | 0   | 0  | 0  | 0  | 1  | 0  | 0  | 0   | 1   | 0  | 0   | 1 | 2  | 0  | 0 | .250 |      |
| Mar 15 | MISSOURI          | *of   | 4    | 0  | 0  | 0   | 0  | 0  | 0  | 0  | 0  | 0  | 0   | 0   | 0  | 0   | 2 | 2  | 0  | 0 | .225 |      |
| Mar 16 | MISSOURI          | pr/of | 1    | 1  | 0  | 0   | 0  | 0  | 0  | 0  | 0  | 0  | 0   | 0   | 0  | 0   | 0 | 1  | 0  | 0 | .220 |      |
| Mar 17 | MISSOURI          | *of   | 2    | 2  | 1  | 0   | 0  | 0  | 0  | 1  | 0  | 0  | 1   | 0   | 0  | 0   | 0 | 0  | 0  | 0 | .233 |      |
| Mar 21 | at Auburn         | *of   | 4    | 0  | 1  | 0   | 0  | 0  | 0  | 0  | 0  | 0  | 0   | 0   | 0  | 0   | 0 | 1  | 0  | 0 | .234 |      |
| Mar 22 | at Auburn         | *of   | 4    | 0  | 2  | 0   | 0  | 0  | 0  | 0  | 0  | 0  | 0   | 0   | 0  | 0   | 1 | 1  | 0  | 0 | .255 |      |
| Mar 23 | at Auburn         | *of   | 4    | 0  | 0  | 0   | 0  | 0  | 0  | 0  | 0  | 0  | 0   | 0   | 0  | 0   | 1 | 4  | 1  | 0 | .236 |      |
| Mar 28 | LSU               | *of   | 3    | 1  | 2  | 1   | 0  | 0  | 0  | 1  | 0  | 0  | 0   | 0   | 0  | 0   | 0 | 1  | 0  | 0 | .259 |      |
| Mar 29 | LSU               | *of   | 4    | 1  | 1  | 1   | 1  | 0  | 0  | 0  | 0  | 0  | 0   | 0   | 0  | 0   | 3 | 2  | 0  | 0 | .258 |      |
| Mar 30 | LSU               | *of   | 4    | 1  | 1  | 3   | 0  | 0  | 0  | 0  | 0  | 0  | 0   | 0   | 0  | 1   | 0 | 2  | 0  | 0 | .258 |      |
| Totals |                   |       | 19gs | 66 | 12 | 17  | 12 | 1  | 0  | 1  | 8  | 1  | 1   | 2   | 2  | 0   | 2 | 18 | 32 | 1 | 0    | .258 |

On base pct. .355 • Slugging pct. .318

#45 Gage Wood - 2 games (All games)

| Date   | Opponent  | Pos | AB  | R | H | RBI | 2B | 3B | HR | BB | SB | CS | HBP | SAC | SF | GDP | K | PO | A | E | Avg  |
|--------|-----------|-----|-----|---|---|-----|----|----|----|----|----|----|-----|-----|----|-----|---|----|---|---|------|
| Feb 27 | GRAMBLING | p   | 0   | 0 | 0 | 0   | 0  | 0  | 0  | 0  | 0  | 0  | 0   | 0   | 0  | 0   | 0 | 1  | 0 | 0 | .000 |
| Mar 10 | MCNEESE   | p   | 0   | 0 | 0 | 0   | 0  | 0  | 0  | 0  | 0  | 0  | 0   | 0   | 0  | 0   | 0 | 2  | 1 | 0 | .000 |
| Totals |           |     | 0gs | 0 | 0 | 0   | 0  | 0  | 0  | 0  | 0  | 0  | 0   | 0   | 0  | 0   | 0 | 3  | 1 | 0 | .000 |

On base pct. .000 • Slugging pct. .000

#45 Gage Wood - 8 appearances (All games)

| Date   | Opponent        | GS | IP  | H   | R  | ER | BB | SO | 2B | 3B | HR | WP | BK | HBP | IBB | Score | W-L | Sv | ERA  | NP |
|--------|-----------------|----|-----|-----|----|----|----|----|----|----|----|----|----|-----|-----|-------|-----|----|------|----|
| Feb 16 | JAMES MADISON   |    | 2.1 | 1   | 0  | 0  | 0  | 4  | 0  | 0  | 0  | 0  | 0  | 0   | 0   | 6-4   | 0-0 | 1  | 0.00 | 36 |
| Feb 23 | vs Oregon State |    | 1.0 | 2   | 1  | 1  | 0  | 1  | 0  | 0  | 1  | 0  | 0  | 0   | 0   | 5-4   | 1-0 | 1  | 2.70 | 16 |
| Feb 27 | GRAMBLING       |    | 1.0 | 0   | 0  | 0  | 0  | 2  | 0  | 0  | 0  | 0  | 0  | 0   | 0   | 21-1  | 1-0 | 1  | 2.08 | 21 |
| Mar 03 | MURRAY STATE    |    | 0.1 | 3   | 1  | 1  | 0  | 1  | 0  | 0  | 0  | 0  | 0  | 0   | 0   | 5-3   | 1-0 | 1  | 3.86 | 23 |
| Mar 05 | UCA             |    | 1.0 | 0   | 0  | 0  | 1  | 1  | 0  | 0  | 0  | 0  | 0  | 0   | 0   | 9-7   | 1-0 | 1  | 3.18 | 14 |
| Mar 10 | MCNEESE         |    | 2.1 | 3   | 1  | 1  | 0  | 3  | 0  | 1  | 0  | 0  | 0  | 0   | 0   | 18-5  | 2-0 | 1  | 3.38 | 33 |
| Mar 17 | MISSOURI        |    | 1.0 | 0   | 0  | 0  | 1  | 1  | 0  | 0  | 0  | 0  | 0  | 0   | 0   | 9-1   | 2-0 | 1  | 3.00 | 16 |
| Mar 22 | at Auburn       |    | 0.2 | 2   | 0  | 0  | 0  | 2  | 1  | 0  | 0  | 0  | 0  | 1   | 0   | 6-5   | 2-0 | 1  | 2.79 | 23 |
| Totals |                 |    | 0   | 9.2 | 11 | 3  | 3  | 2  | 15 | 1  | 1  | 1  | 0  | 0   | 1   | 79-30 | 2-0 | 1  | 2.79 | -  |



# 2024 SCHEDULE / RESULTS

|             | Opponent              | Score       | Winning Pitcher | Losing Pitcher  | Save        | Attendance | Time |
|-------------|-----------------------|-------------|-----------------|-----------------|-------------|------------|------|
| <b>FEB.</b> |                       |             |                 |                 |             |            |      |
| 16          | James Madison         | W, 6-4      | McEntire (1-0)  | Mozoki (0-1)    | Wood (1)    | 9,432      | 2:33 |
| 17          | James Madison         | W, 15-5 (8) | Tygart (1-0)    | Kuhle (0-1)     | Frank (1)   | 10,096     | 2:59 |
| 18          | James Madison         | L, 7-3      | Vogatsky (1-0)  | Gaeckle (0-1)   |             | 9,134      | 3:19 |
| 19          | James Madison         | W, 4-0      | Fisher (1-0)    | Smith (0-1)     |             | 8,648      | 2:08 |
| 23          | vs. #7 Oregon State ^ | W, 5-4      | Wood (1-0)      | Hutcheson (0-1) | Faherty (1) | 13,038     | 2:39 |
| 24          | vs. Oklahoma State ^  | L, 2-1 (14) | Molsky (1-0)    | Fisher (1-1)    |             | 16,271     | 4:02 |
| 25          | vs. Michigan ^        | W, 4-3      | Molina (1-0)    | Vigue (0-1)     | Frank (2)   | 7,459      | 2:42 |
| 27          | Grambling             | W, 21-1 (7) | Fisher (2-1)    | Peguero (0-2)   |             | 8,913      | 2:34 |

## MARCH

|    |                      |             |                 |                   |              |        |      |
|----|----------------------|-------------|-----------------|-------------------|--------------|--------|------|
| 1  | Murray State         | W, 5-1      | Smith, H. (1-0) | Vernon (1-1)      | Gaeckle (1)  | 9,215  | 2:18 |
| 2  | Murray State         | W, 11-1 (8) | Tygart (2-0)    | Valero (1-2)      |              | 11,048 | 2:35 |
| 3  | Murray State         | W, 5-3      | Molina (2-0)    | Fender (0-1)      | McEntire (1) | 9,396  | 2:53 |
| 5  | UCA                  | W, 9-7      | Fisher (3-1)    | Parlin (0-2)      | Gaeckle (2)  | 8,948  | 2:42 |
| 9  | McNeese State [DH-1] | W, 3-1      | Smith, H. (2-0) | LeJeune (2-1)     | Gaeckle (3)  | 11,031 | 2:42 |
| 9  | McNeese State [DH-2] | W, 11-1 (8) | Tygart (3-0)    | Voss (0-3)        | Frank (3)    | 11,031 | 2:44 |
| 10 | McNeese State        | W, 18-5 (7) | Wood (2-0)      | Morrow (3-1)      |              | 9,296  | 2:41 |
| 12 | Oral Roberts         | W, 4-2      | Fisher (4-1)    | Sanford (1-2)     | Gaeckle (4)  | 9,401  | 2:37 |
| 15 | Missouri *           | W, 8-0      | Smith, H. (3-0) | Lunceford (1-1)   |              | 10,109 | 2:27 |
| 16 | Missouri *           | W, 6-0      | McEntire (2-0)  | Mayer (0-4)       |              | 10,434 | 2:26 |
| 17 | Missouri *           | W, 9-1      | Molina (3-0)    | Rustad (3-2)      |              | 9,867  | 2:39 |
| 21 | at #23 Auburn *      | W, 1-0      | Smith, H. (4-0) | McBride (3-1)     | Gaeckle (5)  | 4,410  | 2:34 |
| 22 | at #23 Auburn *      | W, 6-5      | Dossett (2-0)   | Armstrong (0-1)   | McEntire (2) | 4,006  | 3:45 |
| 23 | at #23 Auburn *      | L, 8-6      | Carlson (2-0)   | Gaeckle (0-2)     | Cannon (1)   | 5,087  | 2:57 |
| 26 | Little Rock          | W, 11-0 (7) | Bybee (1-0)     | Stubber (4-1)     |              | 8,537  | 2:18 |
| 28 | #8 LSU *             | W, 7-4      | Smith, H. (5-0) | Ulloa (0-1)       | Hewlett (1)  | 11,027 | 3:18 |
| 29 | #8 LSU *             | W, 4-3 (10) | Hewlett (1-0)   | Hurd (1-4)        |              | 11,156 | 3:16 |
| 30 | #8 LSU *             | W, 7-5      | Frank (1-0)     | Ackenhausen (2-3) | McEntire (3) | 10,924 | 2:51 |

## APRIL

|    |                     |  |  |  |  |  |  |
|----|---------------------|--|--|--|--|--|--|
| 2  | Arkansas State      |  |  |  |  |  |  |
| 4  | Ole Miss *          |  |  |  |  |  |  |
| 5  | Ole Miss *          |  |  |  |  |  |  |
| 6  | Ole Miss *          |  |  |  |  |  |  |
| 9  | San Jose State *    |  |  |  |  |  |  |
| 10 | San Jose State *    |  |  |  |  |  |  |
| 12 | at Alabama *        |  |  |  |  |  |  |
| 13 | at Alabama *        |  |  |  |  |  |  |
| 14 | at Alabama *        |  |  |  |  |  |  |
| 16 | Texas Tech          |  |  |  |  |  |  |
| 17 | Texas Tech          |  |  |  |  |  |  |
| 19 | at South Carolina * |  |  |  |  |  |  |
| 20 | at South Carolina * |  |  |  |  |  |  |
| 21 | at South Carolina * |  |  |  |  |  |  |
| 23 | vs. UAPB @          |  |  |  |  |  |  |
| 26 | Florida *           |  |  |  |  |  |  |
| 27 | Florida *           |  |  |  |  |  |  |
| 28 | Florida *           |  |  |  |  |  |  |
| 30 | Missouri State      |  |  |  |  |  |  |

## MAY

|    |                     |  |  |  |  |  |  |
|----|---------------------|--|--|--|--|--|--|
| 1  | Missouri State      |  |  |  |  |  |  |
| 3  | at Kentucky *       |  |  |  |  |  |  |
| 4  | at Kentucky *       |  |  |  |  |  |  |
| 5  | at Kentucky *       |  |  |  |  |  |  |
| 10 | Mississippi State * |  |  |  |  |  |  |
| 11 | Mississippi State * |  |  |  |  |  |  |
| 12 | Mississippi State * |  |  |  |  |  |  |
| 16 | at Texas A&M *      |  |  |  |  |  |  |
| 17 | at Texas A&M *      |  |  |  |  |  |  |
| 18 | at Texas A&M *      |  |  |  |  |  |  |

\* SEC opponent / ^ Kubota College Baseball Series (Globe Life Field in Arlington, Texas) / @ Game played at Dickey-Stephens Park in North Little Rock, Ark.