



ARKANSAS BASEBALL

ArkansasRazorbacks.com ||| @RazorbackBSB ||| Contact: Oliver Grigg (ogrigg@uark.edu)

2024 SCHEDULE & RESULTS

FEBRUARY

16	JAMES MADISON	SECN+	W, 6-4
17	JAMES MADISON	SECN+	W, 15-5 (8)
18	JAMES MADISON	SECN+	L, 7-3
19	JAMES MADISON	SECN+	W, 4-0
23	vs. #7 Oregon State ^	FloBaseball	W, 5-4
24	vs. Oklahoma State ^	FloBaseball	L, 2-1 (14)
25	vs. Michigan ^	FloBaseball	W, 4-3
27	GRAMBLING	SECN+	W, 21-1 (7)

MARCH

1	MURRAY STATE	SECN+	W, 5-1
2	MURRAY STATE	SECN+	W, 11-1 (8)
3	MURRAY STATE	SECN+	W, 5-3
5	UCA	SECN+	W, 9-7
9	McNEESE [DH-1]	SECN+	W, 3-1
9	McNEESE [DH-2]	SECN+	W, 11-1 (8)
10	McNEESE	SECN+	W, 18-5 (7)
12	ORAL ROBERTS	SECN+	W, 4-2
15	MISSOURI *	SECN+	W, 8-0
16	MISSOURI *	SECN+	W, 6-0
17	MISSOURI *	SECN+	W, 9-1
21	#23 Auburn *	SECN	W, 1-0
22	#23 Auburn *	SECN+	W, 6-5
23	#23 Auburn *	SECN+	L, 8-6
26	LITTLE ROCK	SECN+	W, 11-0 (7)
28	#8 LSU *	ESPN2	W, 7-4
29	#8 LSU *	SECN	W, 4-3 (10)
30	#8 LSU *	SECN+	W, 7-5

APRIL

2	ARKANSAS STATE	SECN+	W, 13-0 (7)
4	OLE MISS *	SECN	6 P.M.
5	OLE MISS *	SECN+	6:30 P.M.
6	OLE MISS *	SECN+	2 P.M.
9	SAN JOSE STATE	SECN+	6 P.M.
10	SAN JOSE STATE	SECN+	3 P.M.
12	Alabama *	SECN+	6 p.m.
13	Alabama *	SECN+	4 p.m.
14	Alabama *	SECN+	1 p.m.
16	TEXAS TECH	ESPN2	7 P.M.
17	TEXAS TECH	SECN	4 P.M.
19	South Carolina *	SECN+	6 p.m.
20	South Carolina *	SECN+	3 p.m.
21	South Carolina *	SECN+	12:30 p.m.
23	vs. UAPB @	TBA	6 p.m.
26	FLORIDA *	SECN	7 P.M.
27	FLORIDA *	ESPN2	NOON
28	FLORIDA *	SECN+	2 P.M.
30	MISSOURI STATE	SECN+	6:30 P.M.

MAY

1	MISSOURI STATE	SECN+	4 P.M.
3	Kentucky *	SECN+	5:30 p.m.
4	Kentucky *	SECN+	1 p.m.
5	Kentucky *	SECN+	Noon
10	MISSISSIPPI STATE *	SECN+	6:30 P.M.
11	MISSISSIPPI STATE *	SECN+	6 P.M.
12	MISSISSIPPI STATE *	SECN	2 P.M.
16	Texas A&M *	SECN+	6 p.m.
17	Texas A&M *	SECN+	6 p.m.
18	Texas A&M *	SECN+	1 p.m.

All times Central; Home game in **BOLD**; * - SEC opponent

^ - Kubota College Baseball Series (Globe Life Field in Arlington, Texas)

@ - Game played at Dickey-Stephens Park in North Little Rock, Ark.

GAME 28 ||| OLE MISS vs. #1 ARKANSAS ||| APRIL 4

FAYETTEVILLE, ARK. ||| BAUM-WALKER STADIUM ||| SEC NETWORK



18-12
3-6 SEC

OLE MISS REBELS

In the Polls.....NR (BA) | NR (D1Baseball)
.....NR (NCBWA) | NR (PG) | NR (USA Today)
Head Coach.....Mike Bianco
Career Record.....997-597-1 (27th season)
Record at Ole Miss.....897-526-1 (24th season)



24-3
8-1 SEC

ARKANSAS RAZORBACKS

In the Polls.....1 (BA) | 1 (D1Baseball)
.....1 (NCBWA) | 1 (PG) | 1 (USA Today)
Head Coach.....Dave Van Horn
Career Record.....1,448-684 (36th season)
Record at Arkansas.....863-444 (22nd season)

ON THE MOUND

Ole Miss RHP Riley Maddox (2-2, 4.02 ERA)

vs.

Arkansas LHP Hagen Smith (5-0, 1.94 ERA)

LEADING OFF

RAZORBACKS TAKE ON REBELS

- Unanimous No. 1 Arkansas takes on SEC West foe Ole Miss in a three-game set this weekend at Baum-Walker Stadium.
- First pitch in the opener between the Razorbacks and Rebels is 6 p.m. Thursday, April 4, on SEC Network with Dave Neal (play-by-play) and Chris Burke (analyst) on the call.

HOGS' HOT START

- Arkansas is off to a hot start through its first 27 games of the 2024 season.
- Entering Thursday's series opener, the Razorbacks are 24-3 overall, their best start to a season since 1982.
- That season, the Hogs, coached by the legendary Norm DeBriyn and led by starting second baseman and Southwest Conference Newcomer of the Year Dave Van Horn, started 27-2-2.

IT JUST MEANS MORE WINS

- Arkansas is 8-1 through nine games in SEC play, matching its best nine-game start in league play in program history.
- By hitting the eight-win mark, the Hogs will be at least 8-4 or better through 12 games in SEC play for the seventh consecutive season (2017-present).
- It marks the best stretch of starting 8-4 or better in SEC play since LSU did so eight seasons in a row (1991-98).

HISTORY LESSON

- Arkansas maintains a 59-53 overall series record against Ole Miss, including a 26-23 record in games played in Fayetteville.
- Under head coach Dave Van Horn, the Razorbacks are 34-43 overall and 14-19 at home in the series.
- Since 2021, Arkansas is 8-5 overall against Ole Miss. The Hogs have won three consecutive regular-season weekend series against the Rebels since the 2021 campaign, including a weekend series win in 2022 at Baum-Walker Stadium.

HOME SWEET BAUM-WALKER

- The Razorbacks, who are 20-1 (.953 winning percentage) inside the friendly confines of Baum-Walker Stadium this season, ride a program-record 18-game home winning streak into Thursday night's series opener against Ole Miss.
- The previous program record for the longest winning streak in Baum-Walker Stadium history was 16 wins in a row, which was accomplished in 1997.
- The Hogs have swept two consecutive SEC home weekend series to start.
- Arkansas has won seven straight SEC home weekend series and secured 20 of its last 21 SEC home weekend series wins since the 2019 campaign.



Arkansas ace **Hagen Smith** matched Jess Todd's single-game program record for strikeouts after his 17-strikeout performance against No. 7 Oregon State on Feb. 23.

H. SMITH

- Junior **LHP Hagen Smith**, the Razorback ace and team captain, is in the conversation for the best pitcher in all of college baseball.
- A two-time SEC Pitcher of the Week this season, Smith is just the fourth pitcher in Razorback history to earn the conference's top weekly honor multiple times in a season, joining David Walling (1999), Nick Schmidt (2006) and Kevin Koppas (2021).
- Smith, who earned the start on Opening Day for the second season in a row, was the first Arkansas pitcher to make consecutive season-opening starts since Blaine Knight did so in 2017-18.
- In one of the greatest pitching performance in school history, Smith tied an Arkansas single-game record with his 17-strikeout gem against nationally ranked Oregon State (Feb. 23) in the Kubota College Baseball Series at Globe Life Field in Arlington, Texas.
- Smith, named the SEC Pitcher of the Week for his effort, threw just 78 pitches in six innings and matched Jess Todd's program record for strikeouts in a game, doing so in 40 fewer pitches than Todd threw against South Carolina (May 24, 2007) in the SEC Tournament.
- Smith was named the SEC Pitcher of the Week for the second time this season after firing six scoreless innings with 12 strikeouts, his fourth double-digit strikeout game of the season, in Arkansas' series-opening shutout road win against Auburn (March 21).
- Smith was a consensus All-American in 2023 after making 18 appearances with 11 starts on the mound and posting an 8-2 record with a 3.64 ERA, a team-leading 109 strikeouts and a pair of saves in 71.2 innings of work during his outstanding sophomore campaign.
- In SEC play, Smith made 11 appearances with five starts, and went 5-1 record with a 3.07 ERA. The left-hander totaled 65 strikeouts over 44 innings and held opposing hitters to a .201 batting average.
- A semifinalist for last year's Golden Spikes Award and the College Baseball Foundation's National Pitcher of the Year Award, Smith was one of two starting pitchers, along with LSU ace Paul Skenes, to receive All-SEC first-team honors one season ago.
- The Bullard, Texas, native became Arkansas' first starting pitcher to earn All-SEC first-team accolades since RHP Ryne Stanek in 2013.

THE MARCH TO 300

- **LHP Hagen Smith**, who has 72 strikeouts in 35.0 innings this season, has racked up 271 strikeouts in 184.0 career innings of work.
- Smith, who is fourth on Arkansas' career strikeouts list (271), is just 12 strikeouts shy of reaching David Walling, who is third on Arkansas' career strikeouts list with 283 career punchouts to his name.
- Smith surpassed the 200-strikeout plateau against Murray State (March 1) to enter the top 10 for career strikeouts by a Razorback.

SMITH'S 2024 SEASON (7 APPEARANCES/7 STARTS)

DATE	OPPONENT	W-L-S	IP	H	R	ER	BB	SO	NP/S
2/16	James Madison *	ND	1.0	1	3	3	2	2	42/25
2/23	vs. #17 Oregon St. *	ND	6.0	3	0	0	1	17	78/59
3/1	Murray State *	W	6.0	1	1	1	1	12	81/54
3/9	McNeese [DH-1]*	W	4.0	1	0	0	3	9	64/38
3/15	Missouri *	W	6.0	2	0	0	1	10	99/65
3/21	at #23 Auburn *	W	6.0	3	0	0	2	12	87/56
3/28	#8 LSU *	W	6.0	5	2	2	0	10	97/65

SMITH'S 2023 SEASON (18 APPEARANCES/11 STARTS)

DATE	OPPONENT	W-L-SV	IP	H	R	ER	BB	SO	NP/S
2/17	vs. Texas *	ND	5.0	1	0	0	2	8	68/44
2/24	Eastern Illinois *	W	4.2	3	0	0	3	6	97/56
3/3	Wright State *	W	4.2	3	1	1	5	7	105/61
3/10	Louisiana Tech *	W	5.0	4	2	2	4	7	86/55
3/17	Auburn	SV	3.0	0	0	0	2	5	44/26
3/19	Auburn	ND	0.2	0	0	0	0	1	7/5
3/24	at #1 LSU	W	4.2	5	3	3	3	8	80/49
4/1	Alabama	W	3.0	5	2	2	1	3	52/36
4/7	at Ole Miss [DH-2] *	L	5.0	4	4	4	2	7	69/45
4/14	#16 Tennessee	SV	3.0	1	0	0	0	7	55/38
4/22	at Georgia *	ND	5.0	3	2	2	3	8	96/54
4/27	Texas A&M	W	4.0	2	0	0	2	4	70/43
5/5	at Mississippi State *	W	5.0	2	2	1	5	8	112/62
5/12	#6 South Carolina *	ND	5.2	4	1	1	3	7	94/58
5/18	at #12 Vanderbilt *	W	5.0	5	2	2	2	7	84/57
5/25	vs. #5 LSU *	ND	3.2	5	2	2	1	9	76/49
6/4	#17 TCU *	L	1.0	6	8	8	2	1	42/23
6/5	#17 TCU	ND	3.2	3	1	1	2	6	67/45

SMITH'S 2022 SEASON (20 APPEARANCES/15 STARTS)

DATE	OPPONENT	W-L-S	IP	H	R	ER	BB	SO	NP/S
2/19	Illinois State *	W	6.0	5	0	0	1	5	77/56
2/27	vs. #6 Stanford *	L	2.1	6	3	3	2	3	58/33
3/5	Southeastern [DH-1] * W	7.0	2	2	2	3	9	97/61	
3/12	UIC *	W	5.0	4	1	1	3	8	100/58
3/19	Kentucky *	W	6.0	5	3	3	3	7	92/54
3/26	at Missouri *	ND	5.0	6	3	3	3	5	96/59
4/2	Mississippi State *	W	6.0	3	3	3	3	7	87/54
4/8	at Florida *	L	4.1	7	7	6	2	1	77/48
4/15	#15 LSU *	W	7.0	2	0	0	1	7	98/64
4/23	at Texas A&M *	ND	3.0	2	1	1	5	1	70/32
4/30	Ole Miss *	ND	6.0	7	2	2	2	8	98/58
5/7	at #19 Auburn *	ND	4.0	3	2	2	3	4	81/47
5/14	#24 Vanderbilt *	ND	2.2	4	5	5	4	3	67/37
5/21	at Alabama	ND	1.1	3	5	5	2	4	37/21
5/27	vs. Florida	ND	1.0	0	0	0	0	2	16/10
6/4	at #6 Oklahoma St. *	ND	1.1	1	2	2	4	1	46/22
6/6	at #6 Oklahoma St.	SV	2.0	0	0	0	1	4	35/23
6/11	at #11 UNC	SV	1.0	1	0	0	0	1	19/14
6/12	at #11 UNC	ND	1.1	3	1	1	0	2	31/22
6/22	vs. Ole Miss *	W	5.0	2	1	1	4	8	90/56

* Indicates start



CAREER STRIKEOUTS

IN PROGRAM HISTORY

1. NICK SCHMIDT, 345
2. MATT CARNES, 301
3. DAVID WALLING, 283
4. **HAGEN SMITH, 271**
5. SCOTT TABOR, 261
6. BLAINE KNIGHT, 244
7. KEVIN KOPPS, 232
8. CHARLEY BOYCE, 229
9. GERALD HANNAHS, 225
10. ISAIAH CAMPBELL, 224



H A G E N S M I T H


A ||| RAZORBACK NOTES

CAN YOU DIGGS IT

- Junior **OF Kendall Diggs** enters the 2024 campaign as a preseason All-SEC first-team honoree, as well as one of the Razorbacks' three team captains alongside LHP Hagen Smith and INF Peyton Stovall.
- Diggs slashed .299/.436/.547 with 12 home runs, a team-leading 63 runs batted in and a team-high 46 walks over 58 games in 2023.
- The Olathe, Kan., native, who received All-SEC second-team honors as designated hitter/utility last season, posted a .291/.437/.495 slash line with four homers and a team-leading 33 RBI in conference play.
- Diggs finished his stellar sophomore season with 14 multi-hit games and a team-leading 17 multi-RBI games. He also logged a season-long 13-game hitting streak and reached base in a team-leading 34 consecutive games.
- For his career, Diggs has swatted 21 career home runs, seven of which have been three-run homers. He has also hit two grand slams.

STOVE ON THE MEND

- Junior **INF Peyton Stovall** missed the first 12 games of the season due to a broken foot suffered during a preseason scrimmage.
- The Razorback team captain slashed .253/.330/.393 with five homers and 31 RBI in 38 games last season, playing through a shoulder injury before he was shut down to undergo surgery to repair a torn labrum.
- As a true freshman in 2022, Stovall played in 52 games with 51 starts and slashed .295/.373/.425 with six homers and 31 RBI.
- In the NCAA Tournament, he slashed a team-leading .429/.451/.571 with two homers and 13 RBI in 11 games. He finished tied for the team lead in hits (21) during the Razorbacks' postseason run.
- In the College World Series, Stovall slashed .360/.360/.520 with one home run and a team-leading 10 RBI in five games.
- He racked up a season-high five hits, including a double, and tallied three RBI vs. Auburn in Omaha, becoming the first player with five hits in a College World Series game since UNC's Dustin Ackley (2009).



Razorback infielder and team captain **Peyton Stovall** returned to the lineup after missing the first 12 games with a broken foot suffered during a preseason scrimmage.



Pitcher **Brady Tygart** enters his junior campaign as the Razorbacks' No. 2 starter after he was named an All-American by the College Baseball Foundation in 2023.

BRADY T

- Junior **RHP Brady Tygart** is expected to be a mainstay in the Razorback rotation this season.
- Tygart made 10 appearances with six starts on the mound in 2023. Despite missing time due to an injury scare, he finished his sophomore season with a 3-1 record with a 3.20 ERA, 31 strikeouts and one save in 25.1 innings to earn All-America honors from the College Baseball Foundation.
- The Hernando, Miss., native allowed only 11 runs (nine earned) and issued only eight walks all season. He limited opposing hitters to .167 batting average.
- In SEC play, Tygart made four appearances (all starts) on the mound and posted a 1-0 record with a 1.80 ERA in 10.0 innings. He allowed just two runs while striking out 12 against conference opponents, and held opposing hitters to a minuscule .094 batting average.

GOT THAT WOOD

- Sophomore **RHP Gage Wood** will play a key role in the Razorback bullpen this season.
- As a true freshman in 2023, Wood emerged as Arkansas' closer, going 2-0 with a 4.80 ERA, 42 strikeouts and a team-leading five saves in 30.0 innings of work.
- The Batesville, Ark., native limited opposing hitters to a meager .198 batting average during the season and earned a spot on the Freshman All-SEC Team at the year's end.
- All five of Wood's saves came in SEC play, and all five of his saves were of the multi-inning variety, including three three-inning saves.
- He became the fourth Arkansas freshman since 2003, Dave Van Horn's first year, to record five or more saves in a single season.

Year	Pitcher	Saves
2023	RHP Gage Wood	5
2022	RHP Brady Tygart	8
2011	RHP Nolan Sanburn	8
2010	RHP DJ Baxendale	7

- Entering 2024, Wood has been named to the preseason watch list for the National Collegiate Baseball Writers Association Stopper of the Year Award, given to the top relief pitcher in college baseball.



MADE THE ACE

- Junior **LHP Mason Molina** was a big-time transfer portal pickup.
- The left-hander from Rancho Santa Margarita, Calif., started 16 games on the mound last season at Texas Tech, finishing with a 6-2 record and a 3.67 ERA over a team-high 83.1 innings to earn All-Big 12 honors at the year's end.
- Molina racked up a team-leading 108 strikeouts to go with just 35 walks on the year. He was the team leader in wins (6) while limiting opposing hitters to a .208 batting average.
- As a true freshman in 2022, Molina appeared in 20 games with nine starts on the mound. The lefty, who struck out 71 on the year, owned a 1.96 ERA out of the pen in 11 relief appearances over 18.1 innings.
- For his career, Molina has racked up 233 strikeouts in 174.0 innings.
- As of April 1, the left-hander is one of just five active SEC pitchers, with 200 or more career strikeouts to their name.

Rank	Career Strikeouts	Player
1.	300	Ty Good* (South Carolina)
2.	271	Hagen Smith (Arkansas)
3.	233	Mason Molina* (Arkansas)
4.	225	Dominic Niman* (Kentucky)
5.	210	Carter Holton (Vanderbilt)
6.	206	Trey Pooser* (Kentucky)
7.	185	Bobby Alcock* (Alabama)
8.	182	Drew Beam (Tennessee)
9.	180	Will McEntire (Arkansas)
10.	172	Luke Holman (LSU)
11.	171	Colson Buchanan* (Alabama)
12.	168	Daniel Padysak* (Georgia)
13.	167	Thatcher Hurd* (LSU)

*Indicates stats from a non-SEC school also included



True freshman pitcher **Colin Fisher** fired 8.2 scoreless innings to begin his collegiate career, racking up 11 strikeouts over his first three collegiate appearances.

BIG TUNA

- True freshman **LHP Colin Fisher** has wasted no time proving he can pitch at a high level on the collegiate level.
- The Noble, Okla., native is 5-11 with a 2.25 ERA and 21 strikeouts over the first 20.0 innings of his collegiate career.
- Fisher made his collegiate debut on the mound in a start against James Madison (Feb. 19), twirling five shutout innings with four strikeouts to earn his first collegiate win.
- His second appearance came in relief against Oklahoma State (Feb. 24) in the Kubota College Baseball Series at Globe Life Field in Arlington, Texas, where he struck out six over 2.1 innings to earn SEC Co-Freshman of the Week honors.
- He recorded his second collegiate win in his midweek start against Grambling (Feb. 27). He completed an inning of work with one strikeout to extend his scoreless innings streak.
- Fisher improved to 3-1 on the year after firing three innings of two-run ball with four strikeouts against UCA (March 5).
- The left-hander earned his fourth win against ORU (March 12), spinning three scoreless frames with four strikeouts.
- Before Arkansas, Fisher was rated the No. 5 overall prospect and the No. 2 left-handed pitcher in Oklahoma by Perfect Game.

BIG MAC

- Veteran **RHP Will McEntire** can do it all on the mound for the Hogs.
- The redshirt senior has pitched in 48 career games with 19 starts, racking up 180 strikeouts over 176.1 innings of work.
- McEntire has recorded at least one save in each of the last three seasons. He earned his first save of the 2024 campaign against Murray State (March 3).
- One of McEntire's best career outings came during the 2023 season in a start against Louisiana Tech (March 11), throwing a nine-inning complete game with six strikeouts on 97 pitches. He allowed just one unearned run on three hits and a walk in the dominant performance.
- His nine-inning complete game was the first by a Razorback pitcher since RHP Dominic Taccolini's 10-inning complete game shutout against SEC Eastern Division foe Kentucky in 2016.
- His three-hitter was the first by a Razorback since RHP Ryne Stanek's nine-inning complete game three-hitter at #6 South Carolina in 2013.



Junior left-hander **Mason Molina**, who has 233 career strikeouts in 174.0 innings, is one of only five active SEC pitchers with 200 or more career strikeouts.



Infielder **Wehiwa Aloy**, a Sacramento State transfer, was a consensus All-American last season after slashing .376/.427/.662 with 14 home runs and 46 RBI on the year.

ALOHOGS

- Sophomore **INF Wehiwa Aloy** is a name you need to know.
- Aloy, a Sacramento State transfer, was a consensus Freshman All-American last season after slashing .376/.427/.662 with 14 homers and 46 RBI.
- Also named the Western Athletic Conference Freshman of the Year, Aloy racked up 88 hits, including 15 doubles and five triples, with 69 runs scored during his rookie campaign in 2023.
- Aloy enters the 2024 season, his first with the Razorbacks, as a preseason All-American by the NCBWA.
- The shortstop also earned a spot on the preseason watch list for this year's Golden Spikes Award.
- Aloy is one of two Hawai'i natives, along with freshman **INF Nolan Souza**, on this year's Arkansas roster. He is one of three native-born Hawaiian student-athletes in Arkansas baseball history, including **INF Rick Nomura** (2015-16) and Souza.

FROM LUBBOCK TO FAYETTEVILLE

- Junior **C Hudson White** was another significant portal transfer who came to Arkansas from Texas Tech during the offseason.
- White was teammates with fellow transfer and All-Big 12 performer **LHP Mason Molina** at Texas Tech.
- The Keller, Texas, native played in 49 games last season at Texas Tech and slashed .296/.397/.550 with 11 homers and 49 RBI.
- White recorded 10 multi-RBI games, including three games with five or more RBI, for the Red Raiders.
- During his freshman campaign in 2021, White was named the Big 12 Freshman of the Year and earned Freshman All-America honors from Collegiate Baseball and Perfect Game after hitting .260 on the year with 11 doubles, six home runs and 40 RBI.
- White, who was one of seven unanimous selections for the Big 12 All-Freshman Team, became just the sixth Texas Tech freshman to earn Big 12 Freshman of the Year honors, and the third since 2017, joining Josh Jung (2017) and Gabe Holt (2018)

GET THE GACK

- True freshman **RHP Gabe Gaeckle** has quickly established himself as the Razorbacks' most dependable bullpen arm.
- Through 10 appearances, the right-hander boasts a team-leading five saves with a 3.71 ERA and 24 strikeouts over 17.0 innings of work.
- Gaeckle, a native of Aptos, Calif., is holding opposing hitters to a meager .145 batting average against this season.
- Four of his five saves this year are of the multi-inning variety.
- Gaeckle is the fifth Arkansas freshman pitcher since 2003, Dave Van Horn's first year as head coach of the Razorbacks, to record five or more saves in a single season.

POWERED BY THE PORTAL

- Head coach Dave Van Horn and the Razorbacks took full advantage of the transfer portal during the offseason, adding eight Division I transfers and one junior college transfer.

Player	Former School(s)
INF Wehiwa Aloy	Sacramento State
OF Will Edmunson	Hutchinson CC
LHP Stone Hewlett	Kansas
OF Ross Lovich	Missouri
LHP Mason Molina	Texas Tech
INF Jared Sprague-Lott	Richmond
INF/OF Jack Wagner	Kansas/Tarleton State
C Hudson White	Texas Tech
OF Ty Wilmsmeyer	Missouri

- Five of the Hogs' nine college transfers were in the Opening Day starting lineup: **C Hudson White**, **INF Jared Sprague-Lott**, **INF Wehiwa Aloy**, **OF Ty Wilmsmeyer** and **INF/OF Jack Wagner**.
- Returning Opening Day starters **INF Peyton Holt** (Crowder College) and **INF Ben McLaughlin** (Hutchinson CC) also transferred to Arkansas. Both went to junior college before arriving in Fayetteville.
- **OF Kendall Diggs** and **OF Jayson Jones**, meanwhile, are the Hogs' lone Opening Day starters who were high school recruits.

PICKED TO WIN THE SEC

- The Razorbacks were predicted to win the 2024 Southeastern Conference baseball championship as voted by the league's 14 head coaches in the annual preseason poll.
- Arkansas received nine first-place votes. It is the first time since 2013 that the Hogs, who are also predicted to win the SEC Western Division, have been picked to win the SEC baseball championship.

NOT ONE, NOT TWO, NOT THREE... BUT 59 STRIKEOUTS!

- The Razorback pitching staff totaled an SEC-record 59 strikeouts in a three-game series on Feb. 23-25 in the Kubota College Baseball Series at Globe Life Field in Arlington, Texas.
- The MLB record is 52 strikeouts in a three-game series, which was accomplished by the Houston Astros in a three-game set against the Baltimore Orioles on May 24-26, 2016.
- Powered by **LHP Hagen Smith's** program record-tying 17 strikeouts, Arkansas pitchers recorded 23 strikeouts against Oregon State to break the previous single-game program record for strikeouts (18).
- The next day, the Hogs tallied 25 strikeouts in a 14-inning marathon against Oklahoma State to reset the single-game program record.
- Arkansas pitchers closed out the weekend in Arlington, Texas, with 11 more strikeouts, including 10 by starter **LHP Mason Molina**, against Michigan, bringing the three-game total to 59, a new SEC record.

D1BASEBALL

2024 PRESEASON PLAYER RANKINGS

TOP 50 CATCHERS

- No. 30 - Hudson White

TOP 50 FIRST BASEMEN

- No. 16 - Jack Wagner

TOP 50 SECOND BASEMEN

- No. 50 - Peyton Stovall

TOP 50 THIRD BASEMAN

- No. 47 - Peyton Holt

TOP 50 SHORTSTOPS

- No. 6 - Wehiwa Aloy

TOP 100 OUTFIELDERS

- No. 17 - Kendall Diggs

TOP 100 STARTING PITCHERS

- No. 2 - Hagen Smith
- No. 17 - Brady Tygart
- No. 23 - Mason Molina

TOP 50 RELIEF PITCHERS

- No. 13 - Gage Wood

2024 MLB DRAFT

TOP 200 COLLEGE PROSPECTS

- No. 7 - Hagen Smith (LHP)
- No. 37 - Brady Tygart (RHP)
- No. 57 - Mason Molina (LHP)
- No. 149 - Peyton Stovall (2B)
- No. 164 - Hudson White (C)
- No. 197 - Kendall Diggs (OF)

2025 MLB DRAFT

TOP 100 COLLEGE PROSPECTS

- No. 10 - Wehiwa Aloy (SS)



TOP PROSPECTS FOR 2024 MLB DRAFT

- No. 15 - Hagen Smith (LHP)

Scouting grades from Jonathan Mayo/MLB Pipeline:
Fastball: 60 | Slider: 65 | Splitter: 50 | Control: 45 | Overall: 55

Scouting report from Jonathan Mayo/MLB Pipeline:
"Smith has better stuff than any southpaw in this Draft and could be the first pitcher selected if he can find more consistency this spring ... He has a strong 6-foot-3, 215-pound frame built for durability and could become a frontline starter if he can harness his stuff."

BA Baseball America

TOP 20 SEC 2024 DRAFT PROSPECTS

- No. 4 - Hagen Smith (LHP)
- No. 17 - Brady Tygart (RHP)

TOP 10 SEC FRESHMEN

- No. 5 - Ryder Helfrick (C)

BEST TOOLS - SEC

- Best baserunner - Ty Wilksmeyer
- Best defensive outfielder - Ty Wilksmeyer
- Best breaking ball - Hagen Smith

TOP 10 COLLEGE PROSPECTS FOR THE 2025 MLB DRAFT

- No. 7 - Wehiwa Aloy (SS)



PERFECT GAME

TOP 75 COLLEGE FRESHMEN

- No. 5 - Ryder Helfrick (C)
- No. 9 - Gabe Gaeckle (RHP)
- No. 11 - Hunter Dietz (LHP)
- No. 12 - Adam Hachman (LHP)
- No. 32 - Nolan Souza (MIF)

TOP 100 COLLEGE SOPHOMORES

- No. 26 - Wehiwa Aloy (SS)
- No. 57 - Jayson Jones (3B/OF)
- No. 92 - Parker Coil (LHP)

TOP 100 COLLEGE JUNIORS

- No. 15 - Hagen Smith (LHP)
- No. 66 - Mason Molina (LHP)
- No. 67 - Peyton Stovall (2B)
- No. 74 - Brady Tygart (RHP)
- No. 94 - Hudson White (C)

TOP 75 COLLEGE SENIORS

- No. 31 - Peyton Holt (3B)
- No. 41 - Ben McLaughlin (INF)

TOP 2024 MLB DRAFT PROSPECTS

- No. 5 - Hagen Smith (LHP)
- No. 27 - Mason Molina (LHP)
- No. 28 - Peyton Stovall (2B)
- No. 30 - Brady Tygart (RHP)
- No. 41 - Hudson White (C)
- No. 49 - Kendall Diggs (3B/OF)

TOP 2025 MLB DRAFT PROSPECTS

- No. 10 - Wehiwa Aloy (SS)
- No. 21 - Jayson Jones (3B/OF)

TOP 2026 MLB DRAFT PROSPECTS

- No. 3 - Ryder Helfrick (C)
- No. 5 - Gabe Gaeckle (RHP)
- No. 6 - Hunter Dietz (LHP)
- No. 7 - Adam Hachman (LHP)
- No. 15 - Nolan Souza (MIF)



Since the start of the 2017 season, Arkansas has recorded **313 total wins**. The Razorbacks are the winningest program in all of college baseball in that span.

MACHINE OF CONSISTENCY

- Since the start of the 2017 season, Arkansas is the winningest college baseball programs in the entire country.

Team	Total Wins (2017 - '18 - '19 - '20 - '21 - '22 - '23 - '24)
Arkansas	313 (45 - 48 - 46 - 11 - 50 - 46 - 43 - 24)
Florida	302 (52 - 49 - 34 - 16 - 38 - 42 - 54 - 17)
Oregon State	301 (56 - 55 - 36 - 5 - 37 - 48 - 41 - 23)
Southern Miss	297 (50 - 44 - 40 - 12 - 40 - 47 - 46 - 18)
Vanderbilt	296 (36 - 35 - 59 - 13 - 49 - 39 - 42 - 23)
LSU	295 (52 - 39 - 40 - 12 - 38 - 40 - 54 - 20)
East Carolina	293 (47 - 46 - 44 - 13 - 47 - 44 - 32 - 21)
Texas Tech	292 (45 - 45 - 46 - 16 - 39 - 39 - 41 - 21)
Tennessee	286 (27 - 29 - 40 - 15 - 50 - 57 - 44 - 24)

- Under Dave Van Horn, who is in his 22nd year as the Razorbacks' head coach, Arkansas has tallied seven 45-win seasons.

Season	Total Wins
2004	45
2012	46
2017	45
2018	48
2019	46
2021	50
2022	46
2023	46

- Excluding the shortened 2020 season, the Hogs are the only SEC team, and one of only two teams in the country (along with Southern Miss), to record 40 or more wins in each of the last six full seasons.

Season	Overall Wins	SEC Wins
2017	45	18
2018	48	18
2019	46	20
2021	50	22
2022	46	18
2023	43	20

HISTORIC HOGS

- Arkansas, winners of the SEC Western Division in four of the past five full seasons, has won 18-plus SEC games in six consecutive seasons.
- LSU is the only other team in SEC history to record at least six consecutive seasons of 18 or more SEC victories. The Tigers accomplished the feat in 10 straight seasons from 1996-2005.

THE BIG 2-0

- Arkansas went 20-10 in SEC play in the 2023 regular season, finishing with 20 or more SEC victories for the fourth time in program history.

Year	SEC Record (Finish)
1999	22-8 (SEC overall champions)
2019	20-10 (SEC Western Division champions)
2021	22-8 (SEC overall champions)
2023	20-10 (SEC overall champions)

SEC TITLE TALK

- Arkansas head coach Dave Van Horn is one of only 11 head coaches in SEC history to win at least three SEC regular-season championships.

Coach	School	Championships
Skip Bertman	LSU	7
Kevin O'Sullivan	Florida	6
Tim Corbin	Vanderbilt	4
Paul Mainieri	LSU	4
Paul Gregory	Mississippi State	4
Paul Nix	Auburn	4
Tom Swayze	Ole Miss	4
Ray Tanner	South Carolina	3
Dave Van Horn	Arkansas	3

GONE STREAKING

- Arkansas has recorded had nine winning streaks of 10 or more games since head coach Dave Van Horn took over at the helm.

Winning Streak	Dates
16	March 7, 2020-March 13, 2021
15	Feb. 25-March 22, 2024
15	March 1-28, 2023
13	April 3-23, 2010
12	March 5-25, 2022
12	Feb. 11-March 8, 2005
10	May 16-June 5, 2021
10	March 4-21, 2012
10	Feb. 11-March 5, 2003

- The Razorbacks' 15-game winning streaks in 2023 and 2024 were their longest in-season winning streak of the Van Horn era.
- They were also the longest in-season winning streaks in program history since the Hogs won the first 18 games of the 1996 season.

HOME SWEET BAUM-WALKER

- Arkansas is 20-1 (.952 winning percentage) inside the friendly confines of Baum-Walker Stadium this season.
- Last season, Arkansas went 32-6 (.842 winning percentage) at Baum-Walker Stadium. It marked the Hogs' fourth 30-win season at home since the stadium opened in 1996.
- Excluding 2020, the Hogs have won 28 or more games at home in six consecutive seasons, including a program-record 34 wins in 2018.

Year	Home Record	Overall Record (Postseason)
2017	29-8	45-19 (Regional)
2018	34-4	48-21 (College World Series)
2019	33-7	46-20 (College World Series)
2020	N/A	N/A
2021	30-8	50-13 (Super Regional)
2022	28-7	46-21 (College World Series)
2023	32-6	43-18 (Regional)



HOME WINS, HOME WINS AND MORE HOME WINS

- In order of winning percentage, here are the Razorbacks' top five records at home since Baum-Walker Stadium opened in 1996.

Year	Home Record	Winning Percentage
2018	34-4	.895
2023	32-6	.842
2019	33-7	.825
2022	28-7	.800
2004	31-7	.795

- Through 21 home games this year, Arkansas is 20-1 (.952 winning percentage), which would rank No. 1 on the list above.

HOGS BOASTS COLLEGIATE BASEBALL'S NO. 1 RECRUITING CLASS

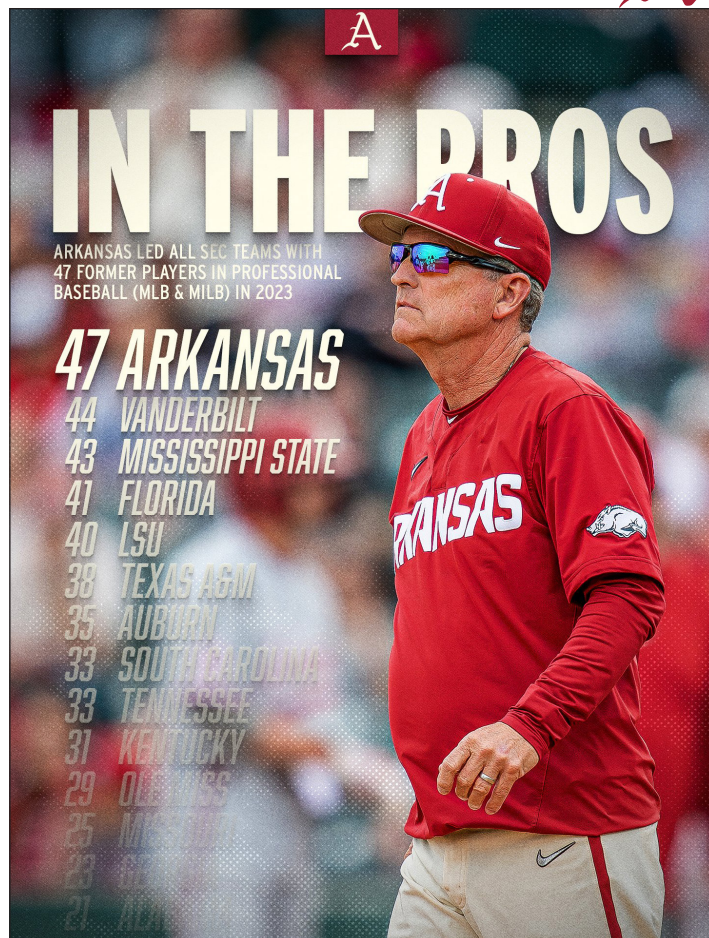
- For the first time in program history, head coach Dave Van Horn and the Hogs won Collegiate Baseball's national recruiting championship.
- Arkansas' star-studded 2023 recruiting class was named the nation's best by the publication, which released its top-50 class rankings on Tuesday, Sept. 26. The Hogs brought in 24 newcomers, including 14 freshmen, nine Division I transfers and one junior college product.
- This is the third year in a row that Arkansas has landed a top-five recruiting class as well as the program's fourth consecutive year with a top-10 recruiting class according to Collegiate Baseball.
- Arkansas is the only team in the country to earn a top-five recruiting class ranking in three consecutive years from Collegiate Baseball.
- The Hogs' 2021 and 2022 recruiting classes were lauded as the country's fourth-best and third-best, respectively.

J.B. & JOHNELLE HUNT FAMILY BASEBALL DEVELOPMENT CENTER

- The J.B. & Johnelle Hunt Family Baseball Development Center is a 49,000-square foot baseball performance facility, providing student-athletes with an expanded locker room, team meeting room, strength & conditioning center, training room, nutrition center, pitching development center and an in-venue batting tunnel.
- The one-of-a-kind facility, which opened ahead of the 2022 campaign, sits in the right-field corner of Baum-Walker Stadium.
- It also includes a tunnel to connect the facility to the first-base dugout and postgame press conference room.



The \$27 million, 49,000-square foot **J.B. & Johnelle Hunt Family Baseball Development Center** is the only one of its kind in all of college baseball.



Arkansas led all SEC teams with **47 former players** competing in professional baseball (MLB & MiLB) during the 2023 season.

PROHOGS

- Eight Hogs are on an MLB roster to begin the 2024 season.

Player	Team	Draft Year
Jalen Beeks	Colorado Rockies	2014
Andrew Benintendi	Chicago White Sox	2015
Isaiah Campbell	Boston Red Sox	2019
Dominic Fletcher	Chicago White Sox	2019
James McCann	Baltimore Orioles	2011
Drew Smyly	Chicago Cubs	2010
Ryne Stanek	Seattle Mariners	2013
Trevor Stephan	Cleveland Guardians (IL)	2017

- Six (6) former Razorbacks have won a World Series championship.

Player	Team	Year
Dick Hughes	St. Louis Cardinals	1967
Eric Hinske	Boston Red Sox	2007
	New York Yankees	2009
Dallas Keuchel	Houston Astros	2017
Andrew Benintendi	Boston Red Sox	2018
Drew Smyly	Atlanta Braves	2021
Ryne Stanek	Houston Astros	2022



SERIES HISTORY

INSIDE THE SERIES (SINCE 1960): OLE MISS

Overall Series Record: 59-53
 Record in Fayetteville, Ark.: 26-23
 Record in Oxford, Miss.: 25-23
 Record at Neutral Sites: 8-7

IN THE DVH ERA (2003-PRESENT): OLE MISS

Overall Series Record: 34-43
 Record in Fayetteville, Ark.: 14-19
 Record in Oxford, Miss.: 13-17
 Record at Neutral Sites: 7-7

Previous 13 meetings (Arkansas leads, 8-5)

DATE	SITE	W/L	SCORE
4/10/21	Oxford, Miss.	W	7-3
4/10/21	Oxford, Miss.	L	13-6
4/11/21	Oxford, Miss.	W	18-14
5/29/21	Hoover, Ala.!	W	3-2
4/29/22	Fayetteville, Ark.	L	4-2
4/30/22	Fayetteville, Ark.	W	6-3
5/1/22	Fayetteville, Ark.	W	4-3
6/20/22	Omaha, Neb.+	L	13-5
6/22/22	Omaha, Neb.+	W	3-2
6/23/22	Omaha, Neb.+	L	2-0
4/7/23	Oxford, Miss.	W	11-2
4/7/23	Oxford, Miss.	L	7-4
4/8/23	Oxford, Miss.	W	6-4

BOX SCORE FROM PREVIOUS MEETING



2023 Arkansas Baseball #5 Arkansas at Ole Miss Apr 08, 2023 at Oxford, Miss. (Swayze Field)



Arkansas 6 (25-6,8-4)

Ole Miss 4 (18-13,2-10)

Player	ab	r	h	rbi	bb	so	po	a	lob
Tavian Josenberger cf	5	1	1	1	0	0	2	1	0
Peyton Stovall 2b	4	0	2	2	0	2	4	5	0
Jared Wegner lf	3	0	0	0	1	2	1	0	2
Jace Bohrofen rf	4	1	2	0	0	1	2	0	0
Kendall Diggs dh	4	0	1	1	0	0	0	0	0
Brady Slavens 1b	4	0	0	0	0	1	10	1	2
Caleb Cali 3b	3	3	2	1	1	0	0	4	0
Parker Rowland c	4	0	0	0	0	3	6	0	0
John Bolton ss	4	1	0	0	0	1	1	1	0
Will McEntire p	0	0	0	0	0	0	1	1	0
Dylan Carter p	0	0	0	0	0	0	0	0	0
Gage Wood p	0	0	0	0	0	0	0	0	0
Totals	35	6	8	5	2	10	27	13	4

Player	ab	r	h	rbi	bb	so	po	a	lob	
Jacob Gonzalez ss	4	1	2	3	0	0	0	2	2	0
Ethan Groff cf	3	1	0	0	1	0	6	0	2	
Calvin Harris c	4	0	2	0	0	0	10	0	0	
Kemp Alderman lf	4	0	1	0	0	1	1	0	0	
Anthony Calarco 1b	4	0	1	1	0	0	5	0	0	
Will Furniss dh	4	0	1	0	0	1	0	0	1	
Ethan Lege 3b	4	1	3	0	0	1	0	0	1	
TJ McCants rf	3	0	0	0	0	2	2	0	0	
John Kramer ph	1	0	0	0	0	0	0	0	0	
Peyton Chatagnier 2b	2	1	0	0	2	1	1	4	1	
JT Quinn p	0	0	0	0	0	0	0	0	0	
Jackson Kimbrell p	0	0	0	0	0	0	0	0	0	
Sam Tookoian p	0	0	0	0	0	0	0	0	0	
Mason Nichols p	0	0	0	0	0	0	0	0	0	
Totals	33	4	10	4	3	6	27	6	5	

Score by Innings	1	2	3	4	5	6	7	8	9	R	H	E
Arkansas	0	0	1	0	2	0	2	1	0	6	8	0
Ole Miss	0	0	0	1	2	0	1	0	0	4	10	2

E - GONZALEZ(2); McCANTS(1). DP - ARK 2; Ole Miss 1. LOB - ARK 4; Ole Miss 5. 2B - Bohrofen(8); CALARCO(7); LEGE(6). HR - Cali(5); GONZALEZ(6). SB - Cali(1).

Arkansas	ip	h	r	er	bb	so	ab	bf	np
Will McEntire	4.2	5	2	2	2	2	16	18	60
Dylan Carter	1.1	2	1	1	0	0	5	5	16
Gage Wood	3.0	3	1	1	1	4	12	13	54

Ole Miss	ip	h	r	er	bb	so	ab	bf	np
JT Quinn	5.0	3	3	1	2	8	19	21	100
Jackson Kimbrell	1.0	1	1	1	0	0	4	4	11
Sam Tookoian	0.2	2	1	0	0	2	4	4	16
Mason Nichols	2.1	2	1	1	0	0	8	8	30

Win - Carter (5-0). Loss - KIMBRELL (0-2). Save - Wood (2).

WP - Wood(3); QUINN(5). PB - HARRIS(2). Inherited runners/scored: Carter 1/1; TOOKOIAN 1/1; NICHOLS 1/0.

Pitches/strikes: McEntire 60/40; Carter 16/9; Wood 54/38; QUINN 100/62; KIMBRELL 11/7; TOOKOIAN 16/11; NICHOLS 30/20.

Umpires - HP: Ray Gregson 1B: Brian Hale 2B: Jason Bradley* 3B: Hank Himmanen

Start: 2:02 PM Time: 2:36 Attendance: 10403

Weather: 60F, overcast and wet

KIMBRELL faced 1 batter in the 7th.

HONORS & AWARDS

INF Wehiwa Aloy

NCBWA Preseason All-American (SS, Second Team)
 Golden Spikes Award Preseason Watch List
 Brooks Wallace Award Shortstop of the Week (Week 7)

OF Kendall Diggs

Coaches Preseason All-SEC (OF, First Team)

LHP Colin Fisher

SEC Co-Freshman of the Week (Week 2)
 Perfect Game Midseason Freshman All-American (RP, First Team)

RHP Gabe Gaeckle

Perfect Game Midseason Freshman All-American (RP, First Team)

LHP Mason Molina

NCBWA Preseason All-American (SP, Second Team)

RHP Will McEntire

D1Baseball Midseason All-American (RP, Second Team)
 Perfect Game Midseason All-American (RP, First Team)

LHP Hagen Smith

Baseball America Preseason All-American (SP, First Team)
 D1Baseball Preseason All-American (SP, First Team)
 Perfect Game Preseason All-American (SP, First Team)
 NCBWA Preseason All-American (SS, Second Team)
 Baseball America Preseason SEC Pitcher of the Year
 D1Baseball Preseason SEC Pitcher of the Year
 Perfect Game Preseason SEC Pitcher of the Year
 Coaches Preseason All-SEC (SP, First Team)
 Golden Spikes Award Preseason Watch List
 SEC Pitcher of the Week (Week 2)
 D1Baseball National Pitcher of the Week (Week 2)
 Golden Spikes Award Performance of the Week (Week 2)
 NCBWA National Pitcher of the Week (Week 2)
 Perfect Game National Pitcher of the Week (Week 2)
 SEC Pitcher of the Week (Week 6)
 D1Baseball Midseason Top Pitcher
 Perfect Game Midseason Pitcher of the Year
 D1Baseball Midseason All-American (SP, First Team)
 Perfect Game Midseason All-American (SP, First Team)
 Golden Spikes Award Midseason Watch List

RHP Gage Wood

NCBWA Stopper of the Year Award Preseason Watch List



Left-hander **Hagen Smith**, who entered the 2024 campaign as a consensus preseason All-American and the Preseason SEC Pitcher of the Year by Baseball America, D1Baseball and Perfect Game, was named the SEC Pitcher of the Week and earned numerous national weekly awards after his 17-strikeout performance vs. #7 Oregon State on Feb. 23.

EASTERN DIVISION

	SEC	Pct.	GB	All	Pct.	Home	Away	Neutral	Div.	Top 25	Top 10	L10	Streak
Kentucky	8-1	.889	-	24-4	.857	13-2	9-1	2-1	5-1	6-0	0-0	9-1	W5
Florida	6-3	.667	2.0	17-11	.607	12-7	5-3	0-1	0-0	6-5	4-2	6-4	W2
Vanderbilt	6-3	.667	2.0	23-6	.793	19-3	0-3	4-0	3-3	4-3	1-0	7-3	W4
South Carolina	5-4	.556	3.0	21-8	.724	17-2	3-5	1-1	3-0	4-4	3-2	7-3	L1
Tennessee	5-4	.556	3.0	24-5	.828	21-2	1-2	2-1	2-1	6-4	0-0	6-4	W2
Georgia	4-5	.444	4.0	23-6	.793	19-1	2-5	2-0	1-5	4-2	4-2	6-4	W1
Missouri	1-8	.111	7.0	12-18	.400	7-9	4-7	1-2	1-5	0-6	0-6	3-7	W2

WESTERN DIVISION

	SEC	Pct.	GB	All	Pct.	Home	Away	Neutral	Div.	Top 25	Top 10	L10	Streak
Arkansas	8-1	.889	-	24-3	.889	20-1	2-1	2-1	5-1	6-1	4-0	9-1	W5
Texas A&M	6-3	.667	2.0	26-3	.897	20-1	3-2	3-0	5-1	7-3	1-2	8-2	W6
Alabama	4-5	.444	4.0	22-7	.759	16-2	3-4	3-1	0-0	5-3	4-2	6-4	W1
Mississippi State	4-5	.444	4.0	19-11	.633	14-6	3-4	2-1	3-3	4-5	4-5	5-5	L2
Ole Miss	3-6	.333	5.0	18-12	.600	13-7	4-5	1-0	0-0	3-6	1-2	3-7	L4
LSU	2-7	.222	6.0	20-10	.667	14-5	3-5	3-0	1-5	2-5	2-5	3-7	L4
Auburn	1-8	.111	7.0	17-11	.607	12-4	1-6	4-1	1-5	2-9	1-9	4-6	W1

SCHEDULE/RESULTS

Thursday, April 4

***Ole Miss at #1 Arkansas - 7 p.m. [SECN]**

*#6 Vanderbilt at #16 LSU - 7 p.m. [ESPN2]

Friday, April 5

*#11 Alabama at #12 Kentucky - 6:30 p.m. [SECN+]

*#4 Tennessee at Auburn - 7 p.m. [SECN+]

*#4 Florida at Missouri - 7 p.m. [SECN+]

*#24 Georgia at #19 Mississippi State - 7 p.m. [SECN+]

*#3 Texas A&M at South Carolina - 7 p.m. [SECN+]

***Ole Miss at #1 Arkansas - 7:30 p.m. [SECN+]**

*#6 Vanderbilt at #16 LSU - 8 p.m. [SECN]

Saturday, April 6

*#11 Alabama at #12 Kentucky - 2 p.m. [SECN+]

***Ole Miss at #1 Arkansas - 3 p.m. [SECN+]**

*#6 Vanderbilt at #16 LSU - 3 p.m. [SECN+]

*#4 Florida at Missouri - 4 p.m. [SECN+]

*#3 Texas A&M at #15 South Carolina - 4 p.m. [SECN+]

*#4 Tennessee at Auburn - 4:30 p.m. [SECN+]

*#24 Georgia at #19 Mississippi State - 8 p.m. [SECN]

Sunday, April 7

*#11 Alabama at #12 Kentucky - 12 p.m. [SECN]

*#3 Texas A&M at #15 South Carolina - 1:30 p.m. [SECN+]

*#4 Tennessee at Auburn - 2 p.m. [SECN+]

*#4 Florida at Missouri - 2 p.m. [SECN+]

*#24 Georgia at #19 Mississippi State - 2 p.m. [SECN+]

Next Weekend in the SEC (April 11-14)

*Kentucky at Auburn

*Missouri at Georgia

***Arkansas at Alabama**

*South Carolina at Florida

*LSU at Tennessee

*Mississippi State at Ole Miss

*Vanderbilt at Texas A&M

All times Eastern

Rankings reflect highest among major polls

**SEC game*



WEEK 8

SOUTHEASTERN CONFERENCE

AS OF APRIL 1

ACTIVE CAREER LEADERS

Runs Scored

1.	Mac Bingham*, LSU	180
2.	Braden Montgomery*, Texas A&M	157
3.	Ethan Groff*, Ole Miss	156
4.	Clayton Chadwick*, Georgia	151
5.	Jared Sprague-Lott*, Arkansas	146
6.	Tommy White*, LSU	144
7.	Grant Smith*, Kentucky	141
8.	Treyson Hughes*, Ole Miss	137
	Evan Sleight*, Alabama	137
10.	TJ McCants*, Alabama	135

Triples

1.	Max Grant*, Alabama	13
2.	Mac Bingham*, LSU	10
3.	Connor Hujsak*, Mississippi State	7
4.	Cooper Weiss*, Auburn	6
	TJ McCants, Alabama	6
6.	Ryan Targac, Texas A&M	5
	Jared Sprague-Lott*, Arkansas	5
	Paul Toetz*, Georgia	5
9.	Dillon Carter*, Georgia	4
	Clayton Chadwick*, Georgia	4
	Jack Wagner*, Arkansas	4
	Grant Smith*, Kentucky	4
	Ethan Groff*, Ole Miss	4

Stolen Bases

1.	Jacob Humphrey*, Vanderbilt	89
2.	Cooper Weiss*, Auburn	46
	Ryan Waldschmidt*, Kentucky	46
4.	Ethan Groff*, Ole Miss	40
5.	Amani Larry*, Mississippi State	39
6.	Ty Crittenger*, Kentucky	38
7.	Dylan Brewer*, South Carolina	37
8.	Emilien Pitre, Kentucky	36
9.	Ty Wilmsmeyer, Arkansas	34
10.	Calvin Hewett, Vanderbilt	31

Wins

1.	Ty Good*, South Carolina	29
2.	Dominic Niman*, Kentucky	21
3.	Drew Beam, Tennessee	20
	Hagen Smith, Arkansas	20
5.	Devin Futrell, Vanderbilt	19
	Trey Pooser*, Kentucky	19
7.	Tyler Davis*, Mississippi State	16
8.	Carter Holton, Vanderbilt	16
9.	Carter Rustad*, Missouri	15
10.	Will McEntire, Arkansas	13
	Khal Stephen*, Mississippi State	13

Saves

1.	Brandon Neely, Florida	15
2.	Zach DeVito*, Georgia	14
3.	Alton Davis, Alabama	12
4.	Chris Veach*, South Carolina	11
5.	AJ Causey*, Tennessee	10
6.	Brady Tygart, Arkansas	9
	Ryan Slater, Florida	9
8.	Justin Loer*, LSU	8
9.	Brandt Pancer*, Georgia	7
10.	Will McEntire, Arkansas	6
	Gage Wood, Arkansas	6
	Will Cannon, Auburn	6
13.	Gabe Gaeckle, Arkansas	5
	Matthew Becker, South Carolina	5
	Tyler Davis*, Mississippi State	5
	Christian Little, LSU	5
	Christian Mracna*, Georgia	5
	Braylon Myers, Alabama	5

Strikeouts

1.	Ty Good*, South Carolina	300
2.	Hagen Smith, Arkansas	271
3.	Mason Molina*, Arkansas	233
4.	Dominic Niman*, Kentucky	225
5.	Carter Holton, Vanderbilt	210
6.	Trey Pooser*, Kentucky	206
7.	Bobby Alcock*, Alabama	185
8.	Drew Beam, Tennessee	182
9.	Will McEntire, Arkansas	180
10.	Luke Holman, LSU	172

Innings Pitched

1.	Ty Good*, South Carolina	268.1
2.	Dominic Niman*, Kentucky	251.2
3.	Trey Pooser*, Kentucky	245.0
4.	Drew Beam, Tennessee	198.0
5.	Hagen Smith, Arkansas	178.0
6.	Devin Futrell, Vanderbilt	177.0
7.	Daniel Padyak*, Georgia	176.2
8.	Will McEntire, Arkansas	176.1
9.	Mason Molina*, Arkansas	174.0
10.	Carter Holton, Vanderbilt	168.2

* - Indicates stats from a previous non-SEC school are included

A || QUICK FACTS

GENERAL INFORMATION

Location..... Fayetteville, Ark.
 Founded..... 1871
 Enrollment..... 30,936
 Nickname..... Razorbacks
 School Colors..... Cardinal (PMS 201) and White
 Conference..... Southeastern (SEC)
 System President..... Dr. Donald R. Bobbitt (Arkansas, 1980)
 Chancellor..... Dr. Charles Robinson (Houston, 1987)
 Athletics Director..... Hunter Yurachek (Guilford, 1990)
 Faculty Athletic Rep..... Paul Adams (LSU, 1992)
 Athletics Website..... ArkansasRazorbacks.com
 Athletic Department Phone..... (479) 575-6533
 Ticket Office Phone..... (479) 575-5151

BAUM-WALKER STADIUM

Home Facility..... Baum-Walker Stadium at George Cole Field
 Capacity..... 11,121 (8,237 Chairbacks)
 Largest Crowd (actual)..... 12,167 vs. Missouri State (June 6, 2015)
 Stadium Opening..... April 13, 1996
 Dedication..... May 3, 1996
 Field Dimensions..... LL - 320, LC - 375, CF - 400, RC - 365, RL - 312
 Surface..... Grass

COACHES & SUPPORT STAFF

Head Coach..... Dave Van Horn (Arkansas, 1988)
 Record at Arkansas..... 863-444 (22 seasons, .660)
 Overall Division I Record..... 1,183-601 (30 seasons, .663)
 Overall as a Head Coach..... 1,448-684 (36 seasons, .679)
 DI Postseason Appearances (Total/at Arkansas)..... 23/19
 College World Series Appearances (Total/at Arkansas)..... 9/7
 (Neb: 2001, 2002; Ark: 2004, 2009, 2012, 2015, 2018, 2019, 2022)
 Assistant Coach/Recruiting Coordinator..... Nate Thompson (Dallas Baptist, 2006)
 Assistant Coach..... Matt Hobbs (Missouri, 2002)
 Assistant Coach..... Bobby Wernes (Arkansas, 2018)
 Director of Baseball Operations..... Clay Goodwin (Arkansas, 2005)
 Director of Strength & Conditioning..... Hunter Bell (Arkansas-Monticello, 2018)
 Director of Video & Scouting..... Zach Barr (Arkansas, 2017)
 Director of Analytics..... DJ Baxendale (Arkansas, 2019)
 Athletic Trainer..... Corey Wood (East Carolina, 2008)
 Equipment Manager..... Mark Taylor (Ouachita Baptist, 1988)
 Graduate Manager..... John McElroy
 Student Managers..... Ryan Cleinmark, Bryson Halford, Owen Hoover,
 Zane Ramey, Matthew Schluterman
 Sports Information Director..... Oliver Grigg (Tulane, 2017)
 Sport Administrator..... Kevin Trainor (Arkansas, 1994)
 Administrative Assistant..... Kelly Moore (Arkansas, 2004)

HISTORY

First Year of Arkansas Baseball..... 1897
 Years of Varsity Baseball at Arkansas..... 102
 (1897, 1901-03, 05, 08-16, 19-20, 22-29, 47-2024)
 All-Time Program Record..... 2,416-1,464-6 (.622)
 All-Time Conference Record/Years..... SEC: 485-424 (.533)/32
 SWC: 249-190 (.567)/23
 Combined: 734-614 (.544)/55
 Conference Titles/Years..... SEC Overall: 4/1999, 2004, 2021, 2023
 SEC Western Division: 8/1999, 2004, 2007, 2011, 2018, 2019, 2021, 2023
 SWC: 2/1989, 1990
 Conference Tournament Record/Years..... SEC: 40-45 (.471)/27
 SWC: 18-25 (.419)/14
 Combined: 58-70 (.453)/41
 Conference Tournament Titles/Years..... SEC: 1/2021
 SWC: 1/1985
 NCAA Postseason Appearances..... 34
 (1973, 79-80, 83, 85-90, 95-96, 98-99, 2002-15, 2017-19, 2021-23)
 NCAA Postseason Record..... 102-77 (.570)
 College World Series Appearances..... 11
 (1979, 1985, 1987, 1989, 2004, 2009, 2012, 2015, 2018, 2019, 2022)
 College World Series Record..... 18-22 (.450)
 NCAA Super Regional Appearances..... 10
 (2002, 2004, 2009, 2010, 2012, 2015, 2018, 2019, 2021, 2022)
 NCAA Super Regional Record..... 16-10 (.615)
 NCAA Regional Appearances..... 33
 NCAA Regional Record..... 68-45 (.602)
 Overall NCAA Regional Hosts..... 10 (1999, 2004, 2006, 2007, 2010, 2017, 2018, 2019, 2021, 2023)
 Best NCAA Finish..... 1979 & 2018 National Runner-Up

TEAM INFORMATION

2023 Overall Record..... 43-18
 Home..... 32-6
 Away..... 7-9
 Neutral..... 4-3
 SEC Record..... 20-10
 SEC Finish..... T-1st Overall
 SEC Tournament..... T-3rd
 Postseason..... NCAA Regional
 Lettermen Returning/Lost..... 20/13
 Position Starters (including DH) Returning/Lost..... 3/6
 Pitchers Returning/Lost..... 11/5
 Newcomers/Redshirts..... 22/1
 Captains..... OF Kendall Diggs, LHP Hagen Smith, INF Peyton Stovall

TOP RETURNING POSITION PLAYERS

Kendall Diggs	OF	Jr.	.299/.436/.547, 51 R, 12 2B, 1 3B, 12 HR, 63 RBI, 1 SB
Peyton Holt	INF/OF	Sr.	.392/.489/.581, 24 R, 4 2B, 2 3B, 2 HR, 17 RBI, 6 SB
Ben McLaughlin	INF	Sr.	.346/.442/.487, 12 R, 3 2B, 1 3B, 2 HR, 14 RBI
Peyton Stovall	INF	Jr.	.253/.330/.393, 30 R, 4 2B, 1 3B, 5 HR, 31 RBI, 3 SB

TOP RETURNING PITCHERS

Will McEntire	RHP	R-Sr.	8-3, 5.07 ERA, 87.0 IP, 83 SO, 2 SV
Hagen Smith	LHP	Jr.	8-2, 3.64 ERA, 71.2 IP, 109 SO, 2 SV
Brady Tygart	RHP	Jr.	3-1, 3.20 ERA, 25.1 IP, 31 SO, 1 SV
Gage Wood	RHP	So.	2-0, 4.80 ERA, 30.0 IP, 42 SO, 5 SV

TOP NEWCOMERS

Wehiwa Aloy	INF	So.	Wailuku, Hawai'i (Sacramento State)
Hunter Dietz	LHP	Fr.	Trinity, Fla. (Calvary Christian HS)
Colin Fisher	LHP	Fr.	Noble, Okla. (Noble HS)
Gabe Gaeckle	RHP	Fr.	Aptos, Calif. (Aptos HS)
Ryder Helfrick	C	Fr.	Discovery Bay, Calif. (Clayton Valley Charter HS)
Mason Molina	LHP	Jr.	Rancho Santa Margarita, Calif. (Texas Tech)
Nolan Souza	INF	Fr.	Honolulu, Hawai'i (Punahou School)
Jack Wagner	INF/OF	Grad.	Wichita, Kan. (Tarleton State)
Hudson White	C	Jr.	Keller, Texas (Texas Tech)
Ty Wilmsmeyer	OF	Grad.	Springfield, Mo. (Missouri)



Arkansas ace **Hagen Smith**, one of the Hogs' three team captains, went 8-2 with a 3.64 ERA, a team-leading 109 strikeouts and two saves in 71 2/3 innings of work as a sophomore in 2023.



Baseball America

Week 7

1. Arkansas
2. Clemson
3. Texas A&M
4. Florida
5. Tennessee
6. Vanderbilt
7. Duke
8. Florida State
9. Oregon State
10. Dallas Baptist
11. Alabama
12. Virginia
13. North Carolina
14. UC Irvine
15. South Carolina
16. East Carolina
17. Virginia Tech
18. Kentucky
19. Mississippi State
20. Oregon
21. NC State
22. Nebraska
23. UC Santa Barbara
24. Coastal Carolina
25. LSU

D1Baseball

Week 7

1. Arkansas
2. Clemson
3. Texas A&M
4. Tennessee
5. Oregon State
6. Florida
7. Vanderbilt
8. Dallas Baptist
9. Duke
10. North Carolina
11. Virginia Tech
12. East Carolina
13. Alabama
14. Florida State
15. Virginia
16. UC Irvine
17. Kentucky
18. LSU
19. NC State
20. Coastal Carolina
21. Wake Forest
22. South Carolina
23. Mississippi State
24. Nebraska
25. UCF

Perfect Game

Week 7

1. Arkansas
2. Clemson
3. Texas A&M
4. Oregon State
5. Tennessee
6. Florida
7. Dallas Baptist
8. Vanderbilt
9. Duke
10. North Carolina
11. Florida State
12. Kentucky
13. Virginia
14. Virginia Tech
15. Alabama
16. LSU
17. Indiana State
18. East Carolina
19. UC Irvine
20. UCF
21. NC State
22. Coastal Carolina
23. South Carolina
24. Wake Forest
25. Nebraska

USA Today Coaches

Week 7

1. Arkansas
2. Clemson
3. Texas A&M
4. Tennessee
5. Oregon State
6. Vanderbilt
7. North Carolina
8. Dallas Baptist
9. Florida
10. Duke
11. Virginia
12. Florida State
13. East Carolina
14. Alabama
15. Virginia Tech
16. Kentucky
17. UC Irvine
18. LSU
19. South Carolina
20. NC State
21. Coastal Carolina
22. Wake Forest
23. Nebraska
24. Georgia
25. TCU

NCBWA

Week 7

1. Arkansas
2. Clemson
3. Texas A&M
4. Tennessee
5. Oregon State
6. Vanderbilt
7. North Carolina
8. Dallas Baptist
9. Duke
10. Florida
11. Virginia
12. Florida State
13. East Carolina
14. Alabama
15. Kentucky
16. Virginia Tech
17. UC Irvine
18. LSU
19. NC State
20. South Carolina
21. Wake Forest
22. Coastal Carolina
23. Nebraska
24. TCU
25. Indiana State

ARKANSAS IN THE POLLS

	BA	D1Baseball	Perfect Game	USA Today	NCBWA
Preseason	3	3	2	4	4
Feb. 19 (1)	3	2	2	4	5
Feb. 26 (2)	3	2	2	5	5
March 4 (3)	3	2	2	3	4
March 11 (4)	1	1	1	1	2
March 18 (5)	1	1	1	1	1
March 25 (6)	1	1	1	1	1
April 1 (7)	1	1	1	1	1
April 8 (8)					
April 15 (9)					
April 22 (10)					
April 29 (11)					
May 6 (12)					
May 13 (13)					
May 20 (14)					
May 27 (15)					
June 4 (16)					
June 11 (17)					
Final	--	--	--	--	--

BA - Baseball America

D1 - D1Baseball

PG - Perfect Game

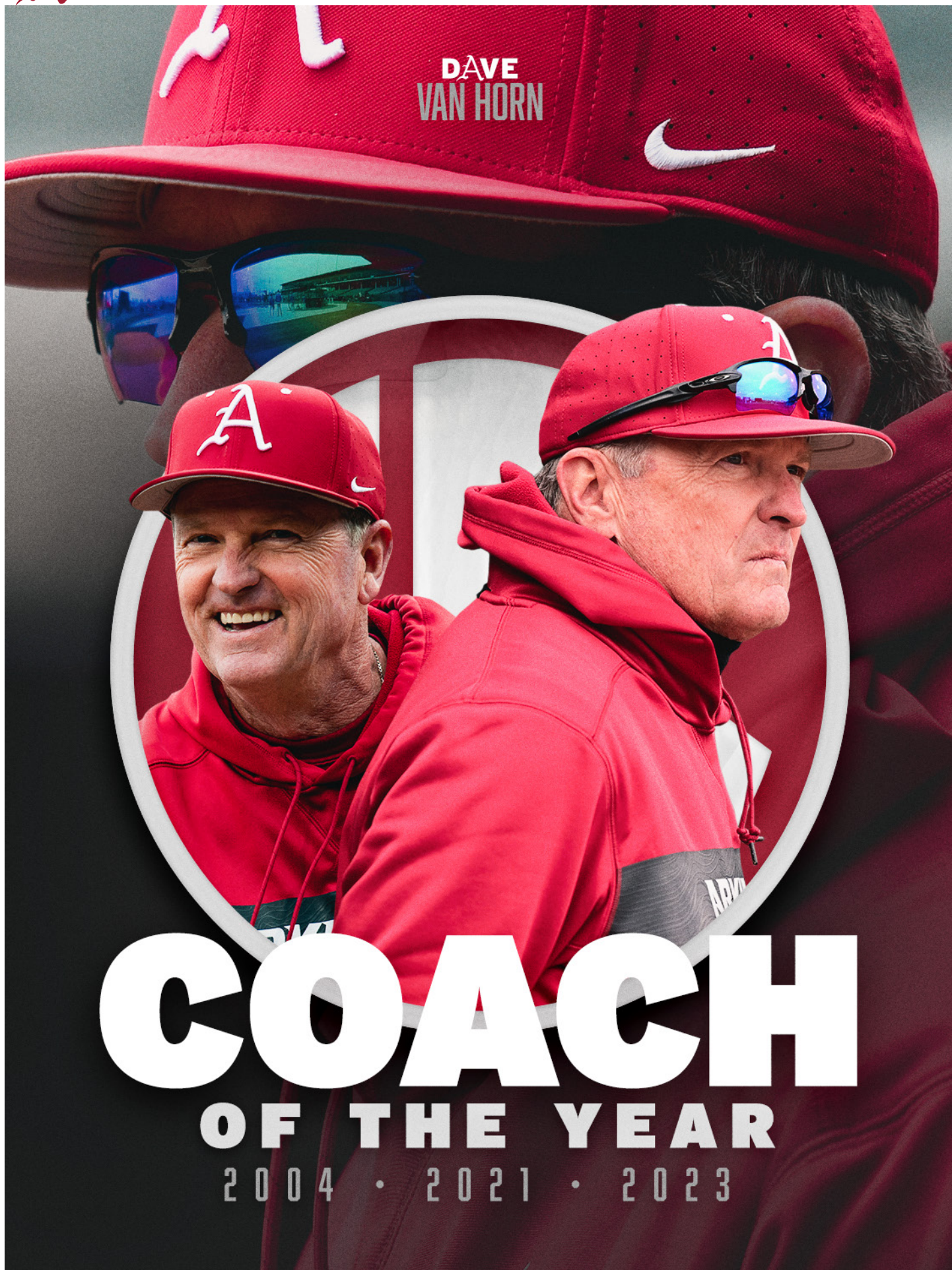
USA Today - USA Today Coaches Poll

NCBWA - National Collegiate Baseball Writers Association

(#) - Week



||| HEAD COACH DAVE VAN HORN



COACH

OF THE YEAR

2004 • 2021 • 2023



PERSONAL

Born: Sept. 17, 1960
 Hometown: Kansas City, Mo.
 Alma Mater: Arkansas (1988)
 Masters of Science: East Texas State (1992)
 Wife: Karen
 Children: Hollan, Mariel
 Named Head Coach at Arkansas: June 21, 2002

PLAYING HISTORY

1982-84 Atlanta Braves Organization
 1982 MLB Draft: 10th Round (Atlanta Braves)
 1982 Arkansas
 1981 MLB Draft: 10th Round (Chicago White Sox)
 1980-81 McLennan Community College

COACHING HONORS

2023 SEC Coach of the Year
 2021 SEC Coach of the Year
 2004 SEC Coach of the Year
 2001 Baseball America National Coach of the Year
 2001 BIG 12 Coach of the Year
 2001 ABCA Midwest Region Coach of the Year
 2000 ABCA Midwest Region Coach of the Year
 1997 Southland Coach of the Year
 1995 Southland Coach of the Year
 1994 NCAA Division II Coach of the Year
 1994 ABCA Central Region Coach of the Year

HALL OF FAME

2019 Arkansas Sports Hall of Fame
 2013 Winnetonka High School Hall of Fame
 2012 Ban Johnson League Hall of Fame
 2001 Central Missouri State Hall of Fame

VAN HORN'S CAREER NUMBERS

Year	School	Record	Pct.	Conf.	Place	Conf. Tourn.	NCAA
1989	Texarkana CC	39-18	.684	N/A	N/A	N/A	--
1990	Texarkana CC	44-14	.759	N/A	N/A	N/A	--
1991	Texarkana CC	45-12	.789	N/A	N/A	N/A	--
1992	Texarkana CC	48-10	.827	N/A	1st	N/A	--
1993	Texarkana CC	38-18	.678	N/A	N/A	N/A	--
	Total	214-72	.748	--	--	--	--
1994	Central Missouri St.	51-11	.823	15-1	1st (Div.)	1st (4-1)	NCAA DII Champs
	Total	51-11	.823	15-1	--	1 (4-1)	--
1995	Northwestern St.	37-15	.711	19-5	1st	DNP (0-2)	--
1996	Northwestern St.	34-27	.557	14-16	2nd (Div.)	2nd (3-2)	--
1997	Northwestern St.	35-23	.603	19-9	1st	DNP (0-2)	--
	Total	106-65	.620	52-30	--	3 (3-6)	--
1998	Nebraska	24-20	.545	10-13	7th	DNQ	DNQ
1999	Nebraska	42-18	.700	16-9	5th	1st (4-0)	NCAA (1-2)
2000	Nebraska	51-17	.750	21-9	2nd	1st (5-1)	NCAA (4-2)
2001	Nebraska	50-16	.758	20-8	1st	1st (4-0)	CWS (5-2)
2002	Nebraska	47-21	.691	16-11	2nd	2nd (3-1)	CWS (5-3)
	Total	214-92	.699	67-39	--	4 (16-2)	4 (15-9)
2003	Arkansas	35-22	.612	14-16	6th West	T-7th (0-2)	NCAA (1-2)
2004	Arkansas	45-24	.652	19-11	T-1st Overall	4th (2-2)	CWS (6-3)
2005	Arkansas	39-22	.636	13-17	T-5th West	T-7th (0-2)	NCAA (2-2)
2006	Arkansas	39-21	.650	18-12	2nd West	T-7th (0-2)	NCAA (1-2)
2007	Arkansas	43-21	.672	18-12	1st West	2nd (3-1)	NCAA (2-2)
2008	Arkansas	34-24	.586	14-15	4th West	DNQ	NCAA (0-2)
2009	Arkansas	41-24	.631	14-15	4th West	4th (2-2)	CWS (7-2)
2010	Arkansas	43-21	.672	18-12	2nd West	T-7th (0-2)	NCAA (3-3)
2011	Arkansas	40-22	.645	15-15	1st West	T-3rd (2-2)	NCAA (2-2)
2012	Arkansas	46-22	.676	16-14	T-2nd West	T-9th (0-2)	CWS (7-3)
2013	Arkansas	39-22	.639	18-11	2nd West	T-3rd (2-1)	NCAA (2-2)
2014	Arkansas	40-25	.615	16-14	4th West	T-3rd (3-2)	NCAA (2-2)
2015	Arkansas	40-25	.615	17-12	3rd West	T-5th (2-2)	CWS (5-3)
2016	Arkansas	26-29	.473	7-23	7th West	DNQ	DNQ
2017	Arkansas	45-19	.703	18-11	2nd West	2nd (3-2)	NCAA (3-2)
2018	Arkansas	48-21	.696	18-12	T-1st West	T-3rd (2-1)	CWS Runner-Up (9-3)
2019	Arkansas	46-20	.697	20-10	T-1st West	T-5th (1-2)	CWS (5-3)
2020	Arkansas	11-5	.688	0-0	--	--	--
2021	Arkansas	50-13	.794	22-8	1st Overall	1st (4-0)	NCAA (4-3)
2022	Arkansas	46-21	.687	18-12	2nd West	T-7th (0-2)	CWS (8-3)
2023	Arkansas	43-18	.705	20-10	T-1st Overall	T-3rd (2-1)	NCAA (2-2)
2024	Arkansas	24-3	.889	8-1	--	--	--
	Total	863-444	.660	341-263	--	18 (28-30)	19 (71-46)
Career Totals		1,448-684	.679	475-333	--	51-39 (.567)	86-55 (.610)

Dave Van Horn, the three-time SEC Coach of the Year, has elevated Arkansas into one of the nation's premier college baseball programs ever since returning to his alma mater to take over for legendary former head baseball coach Norm DeBriyn.

In his 22nd season as head coach in 2024, Van Horn, the second-winningest coach in Arkansas baseball history, has led the Razorbacks to seven College World Series appearances, including a runner-up finish (2018) and four top-five finishes (2009, 2012, 2018, 2022), 19 NCAA Tournament berths, three SEC overall titles, seven SEC Western Division championships, one SEC Tournament title and 863 overall wins, including 341 SEC victories.

Van Horn, whose 1,448 career wins are the most among all active Division I head coaches, is one of only five head coaches in college baseball history with 300 or more SEC wins in their career. Year in and year out, Van Horn has produced nationally competitive teams and developed elite-level student-athletes on and off the field, including two Golden Spikes Award and Dick Howser Trophy winners in outfielder Andrew Benintendi (2015) and pitcher Kevin Kopps (2021), as well as numerous All-Americans, all-SEC performers and future professional baseball players.

Under Van Horn's guidance, 32 Razorbacks have earned All-America honors, 46 have garnered All-SEC recognition and 136 have heard their names called in the Major League Baseball draft.

HOGS VS. 2024 OPPONENTS UNDER DVH

	W-L	Home	Away	Neutral
Alabama	37-29	21-9	14-16	2-4
Arkansas State	4-0	4-0	0-0	0-0
Auburn	41-24	20-10	19-14	2-0
Florida	29-23	13-5	10-14	6-4
Georgia	24-20	14-7	9-11	1-2
Grambling	11-0	10-0	0-0	1-0
James Madison	3-1	3-1	0-0	0-0
Kentucky	29-13	16-5	13-8	0-0
Little Rock	5-2	5-2	0-0	0-0
LSU	30-44	17-16	11-19	2-9
McNeese	8-1	6-1	2-0	0-0
Michigan	1-0	0-0	0-0	1-0
Mississippi State	36-28	18-12	16-14	2-2
Missouri	17-4	10-2	7-2	0-0
Missouri State	20-11	12-8	8-3	0-0
Murray State	6-0	6-0	0-0	0-0
Oklahoma State	8-7	2-3	4-2	2-2
Ole Miss	34-43	14-19	13-17	7-7
Omaha	2-0	2-0	0-0	0-0
Oral Roberts	17-6	11-3	5-3	1-0
Oregon State	2-2	0-0	0-0	2-2
San Jose State	0-0	0-0	0-0	0-0
South Carolina	30-22	14-9	12-10	4-3
Texas A&M	22-15	13-5	7-9	2-1
Texas Tech	5-1	1-0	0-0	4-1
UAPB	5-0	5-0	0-0	0-0
UCA	5-0	3-0	0-0	1-0

A ||| THE ARKANSAS RAZORBACKS



1
TY WILMSMEYER
Grad. • 6-2 • 185 • R/R
OF • Springfield, Mo.




3
NOLAN SOUZA
Fr. • 6-3 • 220 • L/R
INF • Honolulu, Hawai'i




4
JACK WAGNER
Grad. • 6-0 • 210 • R/R
INF/OF • Wichita, Kan.



5
KENDALL DIGGS
Jr. • 6-0 • 210 • L/R
OF • Olathe, Kan.




6
BEN McLAUGHLIN
Sr. • 6-3 • 200 • L/R
INF • Golden, Colo.



8
HUDSON WHITE
Jr. • 6-1 • 200 • R/R
C • Keller, Texas




9
WEHIWA ALOY
So. • 6-2 • 200 • R/R
INF • Wailuku, Hawai'i



10
PEYTON STOVALL
Jr. • 5-11 • 200 • L/R
INF • Houghton, La.




11
JAEWOO CHO
Fr. • 6-3 • 220 • R/R
RHP • Seoul, South Korea




12
JARED SPRAGUE-LOTT
Sr. • 6-0 • 195 • R/R
INF • Philadelphia, Pa.




13
JAYSON JONES
So. • 6-2 • 215 • R/R
INF/OF • Savannah, Texas




14
ROSS LOVICH
Sr. • 6-0 • 185 • L/L
OF • Overland Park, Kan.




16
HUDSON POLK
Sr. • 6-1 • 210 • R/R
C • Coppell, Texas



17
HUNTER GRIMES
R-Sr. • 6-1 • 185 • R/R
OF • Kerrville, Texas



18
REESE ROBINETT
So. • 6-3 • 220 • L/R
INF • Kennett, Mo.




19
WILL EDMANSON
Jr. • 6-1 • 195 • R/R
OF • Luther, Okla.



20
GABE GAECKLE
Fr. • 6-0 • 195 • R/R
RHP • Aptos, Calif.




21
MASON MOLINA
Jr. • 6-2 • 230 • R/L
LHP • Rancho Santa Margarita, Calif.



22
TY WAID
Fr. • 6-2 • 225 • R/R
INF/OF • Texarkana, Ark.




24
PEYTON HOLT
Sr. • 5-10 • 205 • R/R
INF/OF • Greenwood, Ark.



25
BRADY TYGART
Jr. • 6-2 • 215 • R/R
RHP • Hernando, Miss.



26
TATE MCGUIRE
Fr. • 6-3 • 210 • R/R
RHP • Liberty, Mo.



27
RYDER HELFRICK
Fr. • 6-1 • 205 • R/R
C • Discovery Bay, Calif.




28
KOTY FRANK
Grad. • 6-2 • 225 • R/R
RHP • Tushka, Okla.




31
DYLAN CARTER
R-Jr. • 6-2 • 225 • R/R
RHP • Bentonville, Ark.




32
HUNTER DIETZ
Fr. • 6-6 • 230 • R/L
LHP • Trinity, Fla.



33
HAGEN SMITH
Jr. • 6-3 • 225 • L/L
LHP • Bullard, Texas



34
DIEGO RAMOS
Fr. • 6-3 • 205 • S/R
RHP • Vian, Okla.




36
PARKER COIL
So. • 6-3 • 190 • R/L
LHP • Edmond, Okla.



37
JAKE FAHERTY
Jr. • 6-3 • 185 • R/R
RHP • Georgetown, Ky.



38
COLIN FISHER
Fr. • 6-3 • 225 • L/L
LHP • Noble, Okla.




39
TUCKER HOLLAND
Fr. • 6-6 • 235 • R/L
LHP • Fayetteville, N.C.




40
BEN BYBEE
So. • 6-6 • 235 • R/R
RHP • Overland Park, Kan.




41
WILL MCENTIRE
R-Sr. • 6-4 • 225 • L/R
RHP • Bryant, Ark.




43
KADE SMITH
Fr. • 6-0 • 200 • R/R
OF • Searcy, Ark.




44
PARKER ROWLAND
Sr. • 6-3 • 215 • S/R
C • Tulsa, Okla.




45
GAGE WOOD
So. • 6-0 • 205 • R/R
RHP • Batesville, Ark.



46
CHRISTIAN FOUTCH
So. • 6-3 • 230 • R/R
RHP • Littleton, Colo.



48
COOPER DOSSETT
So. • 6-0 • 200 • R/R
RHP • Springdale, Ark.




49
STONE HEWLETT
Sr. • 6-1 • 195 • L/L
LHP • Leawood, Kan.



51
JACK SMITH
Fr. • 6-4 • 225 • L/L
LHP • Moulton, Ala.




55
JOSH HYNEMAN
R-Fr. • 6-4 • 240 • R/R
RHP • Jonesboro, Ark.




61
ADAM HACHMAN
Fr. • 6-5 • 245 • L/L
LHP • Wentzville, Mo.




2
DAVE VAN HORN
Head Coach
22nd Season



30
NATE THOMPSON
Assistant Coach
7th Season



47
MATT HOBBS
Assistant Coach
6th Season



7
BOBBY WERNES
Assistant Coach
4th Season



7
CLAY GOODWIN
Director of Operations
17th Season



No.	Player	Pos.	Yr.	Ht.	Wt.	B/T	Hometown / High School / Previous School
1	Ty Wilmsmeyer	OF	Grad.	6-2	185	R/R	Springfield, Mo. / Glendale HS / Missouri
3	Nolan Souza	INF	Fr.	6-3	220	L/R	Honolulu, Hawaii / Punahou School
4	Jack Wagner	INF/OF	Grad.	6-0	210	R/R	Wichita, Kan. / Maize South HS / Kansas / Tarleton State
5	Kendall Diggs	OF	Jr.	6-0	210	L/R	Olathe, Kan. / Saint Thomas Aquinas HS
6	Ben McLaughlin	INF	Sr.	6-3	210	L/R	Golden, Colo. / Golden HS / Hutchinson CC
8	Hudson White	C	Jr.	6-1	200	R/R	Keller, Texas / Byron Nelson HS / Texas Tech
9	Wehiwa Aloy	INF	So.	6-2	200	R/R	Wailuku, Hawaii / H.P. Baldwin HS / Sacramento State
10	Peyton Stovall	INF	Jr.	5-11	200	L/R	Haughton, La. / Haughton HS
11	Jaewoo Cho	RHP	Fr.	6-3	220	R/R	Seoul, South Korea / IMG Academy
12	Jared Sprague-Lott	INF	Sr.	6-0	195	R/R	Philadelphia, Pa. / Springside Chestnut Hill Academy / Richmond
13	Jayson Jones	INF/OF	So.	6-2	215	R/R	Savannah, Texas / Braswell HS
14	Ross Lovich	OF	Sr.	6-0	185	L/L	Overland Park, Kan. / Blue Valley West HS / Missouri
16	Hudson Polk	C	Sr.	6-1	210	R/R	Coppell, Texas / Coppell HS / Oklahoma
17	Hunter Grimes	OF	R-Sr.	6-1	185	R/R	Kerrville, Texas / Tivy HS / UTSA / McLennan CC
18	Reese Robinett	INF	So.	6-3	220	L/R	Kennett, Mo. / Kennett HS
19	Will Edmunson	OF	Jr.	6-1	195	R/R	Luther, Okla. / Homeschool / Hutchinson CC
20	Gabe Gaeckle	RHP	Fr.	6-0	195	R/R	Aptos, Calif. / Aptos HS
21	Mason Molina	LHP	Jr.	6-2	230	R/L	Rancho Santa Margarita, Calif. / Trabuco Hills HS / Texas Tech
22	Ty Waid	INF/OF	Fr.	6-2	225	R/R	Texarkana, Ark. / Arkansas HS
24	Peyton Holt	INF/OF	Sr.	5-10	205	R/R	Greenwood, Ark. / Greenwood HS / Crowder College
25	Brady Tygart	RHP	Jr.	6-2	215	R/R	Hernando, Miss. / Lewisburg HS
26	Tate McGuire	RHP	Fr.	6-3	210	R/R	Liberty, Mo. / Liberty North HS
27	Ryder Helfrick	C	Fr.	6-1	205	R/R	Discovery Bay, Calif. / Clayton Valley Charter HS
28	Koty Frank	RHP	Grad.	6-2	225	R/R	Tushka, Okla. / Tushka HS / Eastern Oklahoma State College / Nebraska
31	Dylan Carter	RHP	R-Jr.	6-2	225	R/R	Bentonville, Ark. / Bentonville West HS / Crowder College
32	Hunter Dietz	LHP	Fr.	6-6	230	R/L	Trinity, Fla. / Calvary Christian HS
33	Hagen Smith	LHP	Jr.	6-3	225	L/L	Bullard, Texas / Bullard HS
34	Diego Ramos	RHP	Fr.	6-3	205	S/R	Vian, Okla. / Vian HS
36	Parker Coil	LHP	So.	6-3	190	R/L	Edmond, Okla. / Edmond Memorial HS
37	Jake Faherty	RHP	Jr.	6-3	185	R/R	Georgetown, Ky. / Great Crossing HS
38	Colin Fisher	LHP	Fr.	6-3	225	L/L	Noble, Okla. / Noble HS
39	Tucker Holland	LHP	Fr.	6-6	235	R/L	Fayetteville, N.C. / The Burlington School
40	Ben Bybee	RHP	So.	6-6	235	R/R	Overland Park, Kan. / Blue Valley Southwest HS
41	Will McEntire	RHP	R-Sr.	6-4	225	L/R	Bryant, Ark. / Bryant HS
43	Kade Smith	OF	Fr.	6-0	200	R/R	Searcy, Ark. / Harding Academy
44	Parker Rowland	C	Sr.	6-3	215	S/R	Tulsa, Okla. / Bishop Kelley HS / Arkansas State / Eastern Oklahoma State College
45	Gage Wood	RHP	So.	6-0	205	R/R	Batesville, Ark. / Batesville HS
46	Christian Foutch	RHP	So.	6-3	230	R/R	Littleton, Colo. / Chatfield Senior HS
48	Cooper Dossett	RHP	So.	6-0	200	R/R	Springdale, Ark. / Har-Ber HS
49	Stone Hewlett	LHP	Sr.	6-1	195	L/L	Leawood, Kan. / Rockhurst HS / Kansas
51	Jack Smith	LHP	Fr.	6-4	225	L/L	Moulton, Ala. / Hartselle HS
55	Josh Hyneman	RHP	R-Fr.	6-4	240	R/R	Jonesboro, Ark. / Jonesboro HS
61	Adam Hachman	LHP	Fr.	6-5	245	L/L	Wentzville, Mo. / Timberland HS

Coaches & Support Staff

Head Coach:	2 Dave Van Horn, 22nd Season (Arkansas, 1988)
Assistant Coach:	30 Nate Thompson, 7th Season (Dallas Baptist, 2006)
Assistant Coach:	47 Matt Hobbs, 6th Season (Missouri, 2002)
Assistant Coach:	7 Bobby Wernes, 4th Season (Arkansas, 2016)
Director of Operations:	Clay Goodwin, 17th Season (Arkansas, 2005)
Director of Strength & Conditioning:	Hunter Bell, 2nd Season (Arkansas-Monticello, 2018)
Director of Video & Scouting:	Zach Barr, 7th Season (Arkansas, 2017)
Director of Baseball Analytics:	DJ Baxendale, 5th Season (Arkansas, 2019)
Athletic Trainer:	Corey Wood, 13th Season (East Carolina, 2008)
Equipment Manager:	Mark Taylor, 33rd Season (Ouachita Baptist, 1988)
Graduate Manager:	John McElroy
Student Managers:	Ryan Cleinmark, Bryson Halford, Owen Hoover, Zane Ramey, Matthew Schluterman
Sports Information Director:	Oliver Grigg, 4th Season (Tulane, 2017)
Academics Director:	Jonathan Burgess, 3rd Season (Central Arkansas, 2015)
Sport Administrator:	Kevin Trainor, 14th Season (Arkansas, 1994)
Administrative Assistant:	Kelly Moore, 21st Season (Arkansas, 2004)

Pronunciation Guide

Wehiwa Aloy	veh-hee-vuh ah-loy
Hunter Dietz	deets
Cooper Dossett	dah-set
Koty Frank	cody
Gabe Gaeckle	gack-uhl
Adam Hachman	hack-mann
Ross Lovich	low-vitch
Nolan Souza	sue-zuh
Jared Sprague-Lott	sprayg
Brady Tygart	ty-gurt
Bobby Wernes	wer-niss
Ty Wilmsmeyer	wilms-meyer



THE STARTERS

#8 HUDSON WHITE C JR. .268/.376/.408

Has played in 20 games with 19 starts ... One homer and 10 RBI this season ... Hit a walk-off RBI double the 10th inning in the Razorbacks' series-clinching win against #8 LSU (March 29) ... Transfer from Texas Tech ... In 2023, played in 49 games with 44 starts ... Slashed .296/.397/.550 with 11 home runs and 49 RBI on the year ... Scored 39 runs ... Tallied 50 hits, including 10 doubles ... Drew 27 walks and was hit by four pitches ... 2-for-3 in stolen base attempts ... Recorded 10 multi-RBI games, including four games with two RBI, three games with three RBI, and three games with five or more RBI.

#6 BEN McLAUGHLIN 1B SR. .315/.449/.511

Has started all 27 games this season ... Four homers on the year ... Second on the Hogs in RBI (23) ... Team leader in walks (23) ... In 2023, played in 28 games with 21 starts, slashing .346/.442/.487 with two homers and 14 RBI ... Scored 12 runs on the year ... Racked up 27 hits, including three doubles and one triple ... Drew 11 walks and was hit by four pitches ... Eight multi-hit games, including one three-hit game, and three multi-RBI games ... Season-long seven-game hitting streak and 18-game reached base streak ... In SEC play, slashed .333/.460/.510 with two home runs and nine RBI over 16 games.

#10 PEYTON STOVALL 2B JR. .345/.443/.603

One of the Hogs' three team captains ... Has started all 15 games played in ... Four homers and 17 RBI through his first 15 games ... Suffered a broken foot in a preseason scrimmage and missed first 12 games of the year ... Made his season debut against McNeese (March 9), hitting a three-run homer ... In 2023, started all 38 games played in at second before suffering a season-ending injury ... Slashed .253/.330/.393 with five homers and 31 RBI ... Racked up 38 hits, including four doubles and one triple.

#12 JARED SPRAGUE-LOTT 3B SR. .296/.441/.437

Has started all 20 games played in ... Two home runs and 10 RBI on the year ... Third on the team in walks (15) ... Transfer from Richmond ... In 2023, started all 53 games played in ... Slashed .314/.440/.582 with a team-leading 13 homers and 43 RBI ... Scored a team-high 60 runs ... Tallied 61 hits, including 13 doubles ... Drew 44 walks ... Added three stolen bases ... In Atlantic 10 play, slashed .348/.492/.630 with six homers and 19 RBI ... Team-leading 34 runs scored against conference opponents ... Had 32 hits, including eight doubles ... Drew 24 walks compared to just 14 strikeouts.

#9 WEHIWA ALOY SS SO. .277/.393/.475

Has started all 27 games ... Tied for the team lead in homers (6) this year ... Team leader in RBI (26) and stolen bases (5) ... First homer as a Hog was a grand slam against UCA (March 5) ... Hit his first home run in SEC play against Missouri (March 16) ... Transfer from Sacramento State ... In 2023, was a consensus Freshman All-American ... Played all 56 games with 55 starts ... Slashed .376/.427/.662 with 14 homers and 46 RBI ... Added 15 doubles and five triples ... One of three native-born Hawaiian student-athletes in Arkansas baseball history, including INF Rick Nomura (2015-16) and INF Nolan Souza (2024-pres.).

#14 ROSS LOVICH LF SR. .292/.407/.521

Has played in 18 games with 14 starts this season ... Two homers and 15 RBI on the year ... Tied for the team lead in triples (1) ... Transfer from Missouri ... In 2023, played in 28 games with 27 starts in the outfield, missing a handful of games due to injury ... Slashed .306/.383/.541 with four home runs and 20 RBI on the year ... Scored 30 runs ... Tallied 30 hits, including nine doubles and one triple ... Drew eight walks and was hit by six pitches.

#1 TY WILMSMEYER CF GRAD. .258/.355/.318

Has played in 21 games with 19 starts ... One homer and 12 RBI on the year ... Transfer from Missouri ... In 2023, started all 54 games for Tigers ... Slashed .311/.380/.482 with seven homers and 25 RBI ... Tied for the team lead in batting average (.311) ... Team leader in stolen bases, finishing 21-for-24 in attempts ... Scored 40 runs on the year ... Totaled 60 hits, including 10 doubles and one triple ... Ranked second on the Tigers in hits (60) and doubles (10).

#5 KENDALL DIGGS RF JR. .280/.402/.560

One of the Hogs' three team captains ... Has started all 27 games ... Team leader in doubles (8), triples (1) and homers (6) ... Socked his first home run of the season against Murray State (March 2) ... In 2023, played in 58 games with 57 starts ... Slashed .299/.436/.547 with 12 homers and a team-high 63 RBI on the year ... Scored 51 runs, tied for second most on the Hogs ... Racked up the team's second-most hits (60), including 12 doubles and 1 triple ... Totaled 110 bases ... Drew a team-high 46 walks ... Plunked by six pitches ... Finished with 14 multi-hit games and a team-leading 17 multi-RBI games ... Season-long 13-game hitting streak ... Reached base in a team-leading 34 consecutive games ... In SEC play, posted a .291/.437/.495 slash line with four homers and a team-leading 33 RBI ... Drew a team-high 26 walks in conference action ... Named to the All-SEC Second Team at designated hitter/utility.

#24 PEYTON HOLT DH SR. .340/.444/.396

Has played in 19 games with 14 starts ... Tied for team lead in triples (1) ... In 2023, played in 31 games with 19 starts ... Slashed .392/.489/.581 with two homers and 17 RBI ... Scored 24 runs ... Totaled 29 hits, including four doubles and two triples ... Drew nine walks and was hit by five pitches ... Perfect 6-for-6 in stolen base attempts ... 10 multi-hit games and four multi-RBI games ... Season-long 10-game hitting streak and 13-game reached base streak ... In SEC play, played in 13 games with nine starts ... Slashed a jaw-dropping .441/.513/.647 with one home run and eight RBI over 34 at-bats against conference opponents ... Had 15 hits, including four doubles, and scored nine runs.

THE BENCH

#3 NOLAN SOUZA INF FR.

Has played in 17 games with 15 starts as a true freshman ... Slashing .311/.456/.644 with four homers and 13 RBI ... 3-for-3 in stolen base attempts ... Hit his first career grand slam against Arkansas State (April 2) ... Attended Punahou High School in Honolulu, Hawai'i ... Also played for the Hawai'i Tigers, where he was coached by former Razorback infielder Rick Nomura ... Ranked by Perfect Game as the No. 56 overall prospect and the No. 19 shortstop in the class of 2023 ... Rated the No. 1 overall prospect and the No. 1 shortstop in Hawai'i by Perfect Game ... One of three native-born Hawaiian student-athletes in Arkansas baseball history, including INF Rick Nomura (2015-16) and INF Wehiwa Aloy (2024-pres.).

#4 JACK WAGNER INF/OF GRAD.

Has played in eight games with five starts ... Slashing .286/.385/.667 with two homer and five RBI ... Hit his first SEC homer against #8 LSU (March 28) in his first SEC start ... Transfer from Tarleton State ... Started in 48 games ... Slashed .337/.451/.692 with a team-leading 15 home runs and a team-leading 56 RBI ... Led the Texans in triples (4), home runs (15), RBI (56), walks (28), on-base percentage (.451), slugging percentage (.692) and OPS (1.143) ... Totaled 58 hits on the year ... Had 14 multi-hit games and 13 multi-RBI games.

#13 JAYSON JONES OF SO.

Has played in 13 games with 11 starts ... Has swatted three home runs this season ... Accounted for 13 RBI on the year ... Hit a grand slam against Grambling (Feb. 27), finishing with a career-high six RBI ... In 2023, played in 20 games with 13 starts ... Slashed .196/.403/.370 with two homers and six RBI ... Nine hits, including two doubles ... Drew 14 walks ... 2-for-2 in stolen base attempts ... Two multi-hit games and two multi-RBI games ... Season-long four-game hitting streak and four-game reached base streak.

#16 HUDSON POLK C SR.

Has played in seven games (four starts) this season ... Slashing .188/.333/.375 with one homer and five RBI ... In his first at-bat of the year, hit a grand slam against Grambling (Feb. 27) ... In 2023, played in 26 games with 19 starts ... Slashed .190/.342/.310 with two homers and seven RBI ... Scored 10 runs ... Totaled 10 hits, including one double, to go along with eight walks and six hit-by-pitches on the year ... One multi-hit game and two multi-RBI games ... Season-long two-game hitting streak and four-game reached base streak.

#19 WILL EDMUNSON OF JR.

Has played in 20 games (12 starts) this year ... Slashing .306/.424/.449 with one homer and eight RBI ... Team leader in stolen bases (5) ... Transfer from Hutchinson CC ... First Blue Dragon to be named Kansas Jayhawk Community College Conference West MVP since 2019 ... Played in 58 games, slashing a team-leading .454/.534/.741 with 11 home runs and 51 RBI over 205 at-bats ... First Blue Dragon to win the Jayhawk Conference batting title since 2017 ... Totaled 93 hits, including 18 doubles and four triples ... Scored 78 runs.

#27 RYDER HELFRICK C FR.

Has played in 11 games (nine starts) as a true freshman ... Slashing .172/.351/.379 this season with two homers and two RBI ... First collegiate hit was a solo home run against James Madison (Feb. 17) on his birthday ... In his first SEC at-bat, clobbered a game-winning, ninth-inning solo homer at #23 Auburn (March 22) ... Attended Clayton Valley Charter High School in Concord, Calif. ... Ranked by Perfect Game as the No. 33 overall prospect and the No. 3 catcher in the class of 2023 ... Rated the No. 7 overall prospect and the No. 2 catcher in California by Perfect Game.

#44 PARKER ROWLAND C SR.

Has played in six games (five starts) this season ... In 2023, played in 46 games with 42 starts ... Slashed .182/.293/.238 with two homers and 19 RBI on the year ... Scored 21 runs ... Totaled 26 hits, including a pair of doubles ... Drew 21 walks and was hit by two pitches ... Four multi-hit games and five multi-RBI games ... Season-long three-game hitting streak and four-game reached base streak.



ON THE MOUND

THURSDAY



#33 LHP HAGEN SMITH

JR.

5-0, 1.54 ERA, 35.0 IP, 10 BB, 72 SO

Last Start: vs. #8 LSU (March 28), 6.0 IP, 5 H, 2 R, 2 ER, 0 BB, 10 SO

Seven starts on the mound this season ... Team-leading five quality starts on the year ... Team-leading five double-digit strikeout games this season ... Two-time SEC Pitcher of the Week (Week 2, Week 6) this season ... Named to the midseason watch list for the Golden Spikes Award ... Leads the nation in strikeouts per nine innings (18.5) ... Ranked third nationally in WHIP (0.74) and fourth nationally in total strikeouts (72) ... In his second start of the season, tied a program record with 17 strikeouts on 78 pitches over six shutout innings vs. #7 Oregon State (Feb. 23) in the Kubota College Baseball Series at Globe Life Field in Arlington, Texas ... Named SEC Pitcher of the Week and earned national pitcher of the week honors from D1Baseball, Golden Spikes Award, NCBWA and Perfect Game following his historic 17-strikeout game ... In his next start, fanned 12 against Murray State (March 1) to earn his first win of the season ... Racked up nine strikeouts over four scoreless innings against McNeese (March 9) to improve to 2-0 on the year ... In his first SEC start of the season against Missouri (March 15), improved to 3-0 and earned his third quality start of the year with six scoreless innings and 10 strikeouts in the Hogs' combined shutout win ... On the road at #23 Auburn (March 21), fired six scoreless innings with 12 strikeouts to earn his fourth quality start and improve to 4-0 on the year ... Named SEC Pitcher of the Week for the second time this season as a result of his performance at Auburn ... Earned his fifth win and fifth quality start of the season against #8 LSU (March 28), recording his fifth double-digit strikeout game of the year with 10 punchouts over six innings of two-run ball ... As a sophomore in 2023, named a consensus All-American ... Golden Spikes Award semifinalist ... College Baseball Foundation National Pitcher of the Year Award semifinalist ... Razorbacks' wildcard for his ability to pitch as a starter or work out of the bullpen ... Arkansas' first starting pitcher to earn All-SEC first-team honors since Ryne Stanek in 2013 ... Made 18 appearances with 11 starts on the mound during outstanding sophomore campaign ... Posted an 8-2 record with a 3.64 ERA, a team-leading 109 strikeouts and two saves in 71 2/3 innings of work ... Limited opposing hitters to a .217 batting average on the year ... One of five Razorback pitchers to record multiple saves on the year ... Defensively, posted a perfect 1.000 fielding percentage to earn a spot on the SEC All-Defensive Team ... In SEC play, worked in a variety of roles, making 11 appearances with five starts ... Compiled a 5-1 record with a 3.07 ERA ... Totaled 65 strikeouts over 44.0 innings and held opposing hitters to a .201 batting average in league action ... Earned midseason All-America honors from Perfect Game midway through the year ... Before the season, named a preseason All-American by Perfect Game ... Following the season, earned an invite to the USA Baseball Collegiate National Team Training Camp and made the team's 31-man roster that represented Team USA in a pair of five-game series against Chinese Taipei and Japan ... Became the 22nd Razorback since 1979 to play for the USA Baseball Collegiate National Team.

PITCHER BREAKDOWN

	W-L-S	ERA	IP	H	R	ER	BB	SO
Starters	17-0-0	2.15	117.1	66	28	28	47	187
Relievers	7-3-14	3.03	119.0	95	45	40	33	160

THE HOG PEN

Pitcher	Last App.	IP	H	R	ER	BB	SO	HR	RI/S	---- Season Totals ----		
										RI/S	SV	Ret./1BF (BB)
Ben Bybee	ASU (4/2)	1.0	1	0	0	1	2	0	0/0	0/0	0	1/1 (0)
Dylan Carter	ASU (4/2)	1.0	0	0	0	1	2	0	0/0	1/0	0	4/4 (0)
Parker Coil	ASU (4/2)	0.1	0	0	0	0	1	0	0/0	0/0	0	2/4 (0)
Hunter Dietz	LSU (3/30)	0.2	1	0	0	1	1	0	0/0	0/0	0	0/1 (1)
Cooper Dossett	ASU (4/2)	0.2	0	0	0	0	2	0	0/0	3/0	0	6/7 (0)
Jake Faherty	ASU (4/2)	1.0	0	0	0	1	3	0	0/0	4/3	1	1/5 (2)
Colin Fisher	AUB (3/23)	2.2	4	2	2	0	1	0	3/2	4/3	0	1/3 (0)
Christian Foutch	LSU (3/29)	2.0	0	0	0	0	1	0	3/1	6/1	0	4/5 (0)
Koty Frank	LSU (3/30)	3.0	2	1	1	0	2	1	1/0	11/2	3	10/12 (0)
Gabe Gaeckle	LSU (3/29)	2.2	2	0	0	0	3	0	0/0	11/1	5	9/10 (0)
Stone Hewlett	LSU (3/29)	0.1	0	0	0	0	1	0	1/0	7/0	1	10/11 (0)
Will McEntire	LSU (3/30)	1/1	1	0	0	1	1	0	3/0	8/0	3	11/12 (0)
Tate McGuire	GRAM (2/27)	1.0	3	1	1	0	3	0	0/0	0/0	0	2/2 (0)
Gage Wood	ASU (4/2)	1.0	0	0	0	0	2	0	0/0	6/4	1	7/9 (1)
TEAM TOTALS										61/13	14	68/86 (4)

Bulpen Notes: Six Arkansas pitchers have recorded at least one save this season: Gabe Gaeckle (5), Koty Frank (3), Will McEntire (2), Jake Faherty (1), Stone Hewlett (1), Gage Wood (1) ... Arkansas relievers have recorded nine multi-inning saves this season ... Gabe Gaeckle has a team-leading four multi-inning saves: 1.2 IP vs. Murray State (March 1), 2.0 IP vs. UCA (March 5), 2.2 IP vs. McNeese (March 10), 1.1 IP vs. Oral Roberts (March 12) ... Koty Frank has two multi-inning saves: 2.1 IP vs. JMU (Feb. 17), 2.2 IP vs. McNeese (March 9) ... Will McEntire has two multi-inning saves: 3.2 IP vs. Murray State (March 3), 1.1 IP vs. #8 LSU (March 30) ... Gage Wood has one multi-inning save: 2.1 IP vs. JMU (Feb. 16) ... Razorback relievers have combined to inherit 61 runners and allow just 13 (21.3%) to score this season ... Arkansas relievers have combined to retire 68-of-86 first batters faced (79.1%), issuing only a combined four walks to the first batters faced.



Gabe Gaeckle is the Razorbacks' leader in saves (5) this season. The true freshman right-hander boasts a 3.71 ERA and 24 strikeouts in 17.0 innings of relief work over nine games.



Will McEntire has thrown a team-high 32.2 innings in relief, owning a 2-0 record with a 1.93 ERA and three saves. The right-hander has struck out 41 and walked just six this season.



Gage Wood, the Hogs' closer as a true freshman in 2023, has a 2-0 record with a 2.53 ERA, one save and 17 strikeouts over 10.2 relief innings in nine appearances this season.



RECORD RUNDOWN

Overall	24-3
vs. top-5 teams	0-0
vs. top-10 teams	4-0
vs. top-25 teams	6-1
vs. unranked teams	18-2
At home	20-1
On the road	2-1
At neutral sites	2-1
In day games	17-2
In night games	7-1
In extra innings	1-1
In white uniforms	6-0
In cardinal uniforms	7-0
In cream uniforms	4-1
In grey uniforms	2-2
In pinstripe uniforms	5-0
vs. teams over .500	16-2
vs. teams .500 or worse	7-1
vs. right-handed starter	18-3
vs. left-handed starter	6-0
vs. both-handed starter	0-0
When starter receives decision	17-0
When reliever receives decision	7-3
When starter goes 5+ innings	12-2
When starter goes less than 5 innings	12-1
When scoring first	17-3
When scoring in 1st inning	9-1
When opponent scores first	7-0
When leading after 6 innings	22-1
When trailing after 6 innings	1-1
When tied after 6 innings	1-1
When leading after 7 innings	18-1
When trailing after 7 innings	0-2
When tied after 7 innings	2-0
When leading after 8 innings	15-1
When trailing after 8 innings	0-2
When tied after 8 innings	2-0
In one-run games	5-1
In two-run games	6-1
In five-run or more games	10-0
In run-rule games	7-0
Weekend series W-L-T	6-0-0
Weekend series sweeps/times swept	4/0
When scoring 10+ runs	7-0
Shutouts/times shut out	6-0
When opponent scores 5 runs or less	23-1
When opponent scores 6 runs or more	1-2
When collecting 0-3 hits	0-0
When collecting 4-6 hits	6-0
When collecting 7-9 hits	9-1
When collecting 10-12 hits	6-2
When collecting 13+ hits	3-0
When out-hitting opponent	17-1
When out-hit by opponent	4-0
When hits are equal	3-2
When hitting a home run	18-1
When opponent hits a home run	9-2
When errorless	16-0
When committing one error	4-2
When committing 2 errors	3-1
When committing 3+ errors	1-0
When opponent is errorless	6-1
vs. SEC opponents	8-1
vs. SEC East opponents	3-0
vs. SEC West opponents	5-1
vs. non-conference opponents	16-2
In midweek games	5-0
In rubber games	0-0
Game 1 of weekend series	6-0
Game 2 of weekend series	6-0
Game 3 of weekend series	4-2
Game 4 of weekend series	1-0
In February	6-2
In March	17-1
In April	1-0
In May	0-0
In June	0-0

MULTI-HIT GAMES

Name	2	3	4	5+	Total
Kendall Diggs	8	-	-	-	8
Ben McLaughlin	6	1	1	-	8
Jared Sprague-Lott	6	1	-	-	7
Peyton Stovall	6	1	-	-	7
Wehiwa Aloy	5	1	-	-	6
Peyton Holt	4	1	-	-	5
Will Edmunson	3	1	-	-	4
Ross Lovich	3	1	-	-	4
Nolan Souza	2	2	-	-	4
Hudson White	3	1	-	-	4
Ty Wilmsmeyer	3	1	-	-	4
Jayson Jones	1	-	-	-	1
TEAM	50	11	1	-	62

CAREER MULTI-HIT GAMES

Name	'19	'20	'21	'22	'23	'24	Total
Jared Sprague-Lott	-	-	10	17	20	7	54
Ty Wilmsmeyer	-	-	2	14	20	4	40
Wehiwa Aloy	-	-	-	-	30	6	36
Peyton Stovall	-	-	-	18	10	7	35
Hudson White	-	-	-	14	12	4	30
Jack Wagner	3	2	6	-	14	-	25
Kendall Diggs	-	-	-	2	14	8	24
Ross Lovich	-	-	1	9	7	4	21
Ben McLaughlin	-	-	-	-	8	8	16
Peyton Holt	-	-	-	-	10	5	15
Hunter Grimes	6	-	-	-	1	-	7
Parker Rowland	-	-	2	-	4	-	6
Will Edmunson	-	-	-	-	-	4	4
Nolan Souza	-	-	-	-	-	4	4
Jayson Jones	-	-	-	-	2	1	3
Hudson Polk	-	-	-	1	1	-	2
Reese Robinett	-	-	-	-	1	-	1

MULTI-RBI GAMES

Name	2	3	4	5+	Total
Kendall Diggs	5	1	-	-	6
Ben McLaughlin	2	4	-	-	6
Wehiwa Aloy	1	1	3	-	5
Ross Lovich	3	1	1	-	5
Peyton Stovall	3	2	-	-	5
Nolan Souza	1	2	1	-	4
Jayson Jones	2	-	-	1	3
Jared Sprague-Lott	2	1	-	-	3
Ty Wilmsmeyer	1	1	-	1	3
Hudson White	2	-	-	-	2
Will Edmunson	1	-	-	-	1
Ryder Helfrick	1	-	-	-	1
Hudson Polk	-	-	1	-	1
Jack Wagner	1	-	-	-	1
TEAM	25	13	6	2	46

HITTING STREAKS

Name	Longest	Current
Kendall Diggs	11	10
Wehiwa Aloy	10	-
Jared Sprague-Lott	8	-
Ben McLaughlin	7	1
Peyton Stovall	6	-
Peyton Holt	5	1
Jack Wagner	4	-
Ross Lovich	4	1
Hudson White	4	4
Will Edmunson	4	2
Jayson Jones	4	-
Nolan Souza	3	1
Ty Wilmsmeyer	3	3
Ryder Helfrick	2	2
Parker Rowland	2	-
Hudson Polk	2	-

REACHED BASE STREAKS

Name	Longest	Current
Wehiwa Aloy	17	17
Peyton Stovall	15	15
Ben McLaughlin	13	1
Kendall Diggs	12	6
Nolan Souza	11	3
Jared Sprague-Lott	9	5
Jayson Jones	7	-
Ty Wilmsmeyer	7	3
Peyton Holt	5	2
Ross Lovich	5	4
Will Edmunson	5	2
Parker Rowland	5	-
Hudson White	5	4
Ryder Helfrick	4	4
Jack Wagner	4	-
Hudson Polk	2	-

CAREER HOME RUNS

Name	Solo	2R	3R	GS	Total
Jared Sprague-Lott	11	8	3	-	22
Kendall Diggs	8	4	7	2	21
Wehiwa Aloy	13	3	2	2	20
Hudson White	10	5	3	1	19
Jack Wagner	7	9	3	-	19
Peyton Stovall	7	6	1	1	15
Ross Lovich	8	1	2	-	11
Ty Wilmsmeyer	4	3	3	-	10
Ben McLaughlin	3	2	1	-	6
Jayson Jones	2	2	-	1	5
Hunter Grimes	4	-	-	-	4
Hudson Polk	1	2	-	1	4
Nolan Souza	2	1	-	1	4
Ryder Helfrick	2	-	-	-	2
Peyton Holt	1	-	1	-	2
Reese Robinett	1	-	1	-	2
Will Edmunson	1	-	-	-	1

HOME RUN BREAKDOWN

Total	39
at Baum-Walker Stadium	34
on the Road	5
Neutral Site	0
vs. RHP	35
vs. LHP	4
w/ 0 Outs	13
w/ 1 Out	15
w/ 2 Outs	11
Solo	20
Two-Run	7
Three-Run	7
Grand Slam	5
Leadoff	6
Back-To-Back	5
Walk-Off	1
Pinch-Hit	0
Before 7th Inning	34
7th Inning and Beyond	5
Current Streak of Consecutive Games with HR	2
Longest Streak of Consecutive Games with HR	11
Opponent HR Total	18
Last HR Given Up	Solo
Current Streak of No HR Allowed	1
Longest Stretch without HR Allowed	3

COMEBACKS

defined as any win when trailing after an inning

Date / Opponent	Score (Inn.)	Final
Feb. 16 / JMU	2-3 (1)	W, 6-4
March 1 / Murray State	0-1 (1)	W, 5-1
March 3 / Murray State	0-1 (2)	W, 5-3
March 5 / UCA	0-1 (2)	W, 9-7
March 22 / at #23 Auburn	4-5 (6)	W, 6-5
March 30 / #8 LSU	1-3 (3)	W, 7-5

BLOWN LEADS

defined as any loss when leading after an inning

Date / Opponent	Score (Inn.)	Final
Feb. 18 / James Madison	2-0 (3)	L, 7-3
Feb. 24 / Oklahoma State	1-0 (8)	L, 2-1 (14)
March 23 / at #23 Auburn	4-1 (5)	L, 8-6

TEAM GAME HIGHS

Team Batting

At bats:	52	vs. Oklahoma State (Feb. 24 in Arlington, Texas)
Runs scored:	21	vs. Grambling (Feb. 27)
Hits:	20	vs. Grambling (Feb. 27)
RBI:	19	vs. Grambling (Feb. 27)
Doubles:	6	vs. James Madison (Feb. 18)
	6	vs. Grambling (Feb. 27)
Triples:	1	vs. #7 Oregon State (Feb. 23 in Arlington, Texas)
	1	vs. Missouri (March 16)
	1	at #23 Auburn (March 23)
Home runs:	4	vs. McNeese [DH-2] (March 9)
	4	vs. Missouri (March 15)
	4	vs. Little Rock (March 26)
Total bases:	35	vs. Grambling (Feb. 27)
Walks:	11	vs. #8 LSU (March 28)
Strikeouts:	14	vs. Oklahoma State (Feb. 24 in Arlington, Texas)
	14	vs. #8 LSU (March 29)
Sac hits:	2	vs. Oral Roberts (March 12)
Sac flies:	2	vs. Missouri (March 17)
Stolen bases:	4	vs. Murray State (March 1)
Hit by pitch:	4	vs. #7 Oregon State (Feb. 23 in Arlington, Texas)
	4	vs. Michigan (Feb. 25 in Arlington, Texas)
	4	vs. Little Rock (March 26)
Caught stealing:	1	at #23 Auburn (March 21)
Runners LOB:	15	vs. Oklahoma State (Feb. 24 in Arlington, Texas)
Hit into DP:	3	vs. Michigan (Feb. 25 in Arlington, Texas)

Fielding

Putouts:	40	vs. Oklahoma State (Feb. 24 in Arlington, Texas)
Assists:	12	vs. Missouri (March 17)
Errors:	4	vs. Michigan (Feb. 25 in Arlington, Texas)
Passed balls:	1	vs. James Madison (Feb. 16)
	1	vs. Oklahoma State (Feb. 24 in Arlington, Texas)
	1	vs. Murray State (March 1)
DPs turned:	3	vs. #8 LSU (March 30)

Pitching

Innings pitched:	13.1	vs. Oklahoma State (Feb. 24 in Arlington, Texas)
Runs allowed:	8	at #23 Auburn (March 23)
Earned runs:	8	at #23 Auburn (March 23)
Walks allowed:	7	vs. Oklahoma State (Feb. 24 in Arlington, Texas)
Strikeouts:	25	vs. Oklahoma State (Feb. 24 in Arlington, Texas)
Hits allowed:	10	vs. James Madison (Feb. 18)
	10	at #23 Auburn (March 22)
	10	at #23 Auburn (March 23)
Doubles allowed:	4	at #23 Auburn (March 22)
Triples allowed:	1	vs. McNeese (March 10)
Homers allowed:	4	vs. #8 LSU (March 30)
Wild pitches:	3	vs. James Madison (Feb. 18)
Hit batters:	3	vs. James Madison (Feb. 17)
	3	vs. UCA (March 5)
	3	vs. McNeese [DH-2] (March 9)

INDIVIDUAL GAME HIGHS

Individual Batting

At bats:	7	Wehiwa Aloy vs. Oklahoma State (Feb. 24 in Arlington, Texas)
Runs scored:	4	Peyton Holt vs. Grambling (Feb. 27)
Hits:	4	Ben McLaughlin vs. McNeese (March 10)
RBI:	6	Jayson Jones vs. Grambling (Feb. 27)
Doubles:	2	(5 times)
Triples:	1	Peyton Holt vs. #7 Oregon State (Feb. 23 in Arlington, Texas)
	1	Ross Lovich vs. Missouri (March 16)
	1	Kendall Diggs at #23 Auburn (March 23)
Home runs:	2	Jayson Jones vs. Grambling (Feb. 27)
	2	Nolan Souza vs. Missouri (March 15)
Total bases:	9	Nolan Souza vs. Missouri (March 15)
Walks:	3	(5 times)
Strikeouts:	3	(6 times)
Sac hits:	1	(6 times)
Sac flies:	1	(9 times)
Stolen bases:	1	(23 times)
Hit by pitch:	2	Ryder Helfrick vs. Little Rock (March 26)
Caught stealing:	1	(6 times)
Runners LOB:	5	Wehiwa Aloy vs. Murray State (March 2)

Fielding

Putouts:	24	Ryder Helfrick vs. Oklahoma State (Feb. 24 in Arlington, Texas)
Assists:	6	Peyton Stovall at #23 Auburn (March 23)
	6	Peyton Stovall vs. #8 LSU (March 29)
Errors:	2	Jared Sprague-Lott vs. Oklahoma State (Feb. 24 in Arlington, Texas)
	2	Jared Sprague-Lott vs. Michigan (Feb. 25 in Arlington, Texas)
	2	Parker Rowland at #23 Auburn (March 22)
Passed balls:	1	Hudson White vs. James Madison (Feb. 16)
	1	Ryder Helfrick vs. Oklahoma State (Feb. 24 in Arlington, Texas)
	1	Hudson White vs. Murray State (March 1)

Pitching

Innings pitched:	6.0	(6 times)
Runs allowed:	4	Parker Coil vs. James Madison (Feb. 17)
	4	Mason Molina vs. McNeese (March 10)
	4	Brady Tygart vs. #8 LSU (March 30)
Earned runs:	4	Parker Coil vs. James Madison (Feb. 17)
	4	Mason Molina vs. McNeese (March 10)
	4	Brady Tygart vs. #8 LSU (March 30)
Walks allowed:	5	Brady Tygart at #23 Auburn (March 22)
Strikeouts:	17	Hagen Smith vs. #7 Oregon State (Feb. 23 in Arlington, Texas)
Hits allowed:	7	Mason Molina vs. #8 LSU (March 29)
Doubles allowed:	2	Koty Frank at #23 Auburn (March 22)
	2	Will McEntire vs. #8 LSU (March 28)
Triples allowed:	1	Gage Wood vs. McNeese (March 10)
Homers allowed:	3	Brady Tygart vs. #8 LSU (March 30)
Wild pitches:	1	(11 times)
Hit batters:	3	Brady Tygart vs. James Madison (Feb. 17)
	3	Brady Tygart vs. McNeese [DH-2] (March 9)



Hagen Smith struck out 17 batters in six scoreless innings to tie the Razorbacks' single-game strikeout record in a start against #7 Oregon State (Feb. 23) in the Kubota College Baseball Series at Globe Life Field in Arlington, Texas. Each of Smith's first 15 outs were strikeouts, and 17 of the 18 outs he recorded came via strikeout in his dominant start against the nationally-ranked Beavers.



THE LAST TIME AN ARKANSAS PLAYER...

Table listing various baseball statistics and the last time an Arkansas player achieved them, including categories like hits in a game, doubles in an inning, home runs, RBIs, walks, errors, strikeouts, and shutouts.



THE LAST TIME AN ARKANSAS TEAM...

Scored 10 runs	vs. Texas A&M, April 28, 2023
Scored 11 runs	vs. Little Rock, March 26, 2024
Scored 12 runs	vs. SEMO, March 21, 2023
Scored 13 runs	vs. Arkansas State, April 2, 2024
Scored 14 runs	at Mississippi State, May 6, 2023
Scored 15 runs	vs. James Madison, Feb. 17, 2024
Scored 16 runs	vs. Omaha, March 28, 2023
Scored 17 runs	vs. #2 Stanford (College World Series), June 18, 2022
Scored 18 runs	vs. McNeese, March 10, 2024
Scored 19 runs	vs. Northwestern State, April 23, 2019
Scored 20 runs	at #6 Oklahoma State (NCAA Regional), June 4, 2022
Scored 21 runs	vs. Grambling, Feb. 27, 2024
Scored 22 runs	vs. Louisiana Tech, Feb. 14, 2004
Scored 23 runs	Never
Scored 24 runs	Missouri Southern, Feb. 11, 1998
Scored 25 runs	Missouri Southern, Feb. 4, 2001
Scored 26 runs	vs. UA Pine Bluff, April 14, 2021
Scored 27 runs	Never
Scored 28 runs	vs. Wisconsin-Milwaukee (2), Feb. 18, 2007
Scored 29 runs	Morningside, April 6, 1968
Scored 30 runs	at South Carolina, March 30, 1997
Scored 32 runs	32 vs. Bucknell, Feb. 17, 2018
Scored 33 runs	33 vs. Southwest Baptist, March 21, 1984
Had 10 hits	vs. #8 LSU, March 28, 2024
Had 11 hits	vs. Murray State, March 2, 2024
Had 12 hits	vs. Arkansas State, April 2, 2024
Had 13 hits	vs. UCA, April 18, 2023
Had 14 hits	vs. McNeese [DH-2], March 9, 2024
Had 15 hits	at Ole Miss [DH-1], April 7, 2023
Had 16 hits	vs. #25 Auburn (College World Series), June 21, 2022
Had 17 hits	vs. #16 NC State (NCAA Super Regional), June 11, 2021
Had 18 hits	vs. South Alabama, March 7, 2020
Had 19 hits	vs. UCA, April 5, 2022
Had 20 hits	vs. Grambling, Feb. 27, 2024
Had 21 hits	vs. #2 Stanford (College World Series), June 18, 2022
Had 22 hits	at #6 Vanderbilt, April 14, 2019
Had 23 hits	Centenary, March 31, 1999
Had 24 hits	Georgia, March 17, 2001
Had 25 hits	at Centenary, March 23, 2005
Had 26-29 hits	28 at South Carolina, March 30, 1997
Had 30 hits	vs. Saint Louis, April 7, 2010
Had 31+ hits	32 vs. Southwest Baptist, March 21, 1984
Hit four home runs in a game	4 - Peyton Stovall (1), Wehiwa Aloy (1), Jack Wagner (1), Will Edmunson (1) vs. Little Rock, March 26, 2024
Hit five home runs in a game	5 - Jalen Battles (1), Christian Franklin (1), Cullen Smith (1), Cayden Wallace (1), Braydon Webb (1) vs. NJIT (NCAA Regional), June 4, 2021
Hit six home runs in a game	6 - Luke Bonfield (1), Dominic Fletcher (1), Jared Gates (1), Grant Koch (1), Casey Martin (1), Carson Shaddy (1) vs. Bucknell, Feb. 17, 2018
Hit seven home runs in a game	7 - Robert Moore (2), Jalen Battles (1), Chris Lanzilli (1), Brady Slavens (1), Michael Turner (1), Cayden Wallace (1) vs. UCA, April 5, 2022
Hit eight or more home runs in a game	8 - Matt Goodheart (2), Brady Slavens (2), Cullen Smith (2), Charlie Welch (2) vs. UAPB, April 14, 2021
Hit two grand slams in a game	vs. Grambling, Feb. 27, 2024
Hit a grand slam in three consecutive games	vs. UIC, March 12-13, vs. Grambling, March 15, 2022
3 errors in a game	at Texas A&M, April 24, 2022
4 errors in a game	vs. Michigan, Feb. 25, 2024
5 errors in a game	vs. South Carolina (SEC Tournament), May 23, 2018
6 errors in a game	vs. Eastern Illinois, March 5, 2016
7 errors in a game	vs. LA Tech, March 20, 2001
Shut out an opponent at home	vs. Arkansas State, April 2, 2024
Shut out an opponent on the road	at #23 Auburn, March 21, 2024
Shut out an SEC opponent at home	vs. Missouri, March 16, 2024
Shut out an SEC opponent on the road	at #23 Auburn, March 21, 2024
Shut out by an SEC opponent at home	vs. #24 Vanderbilt (5-0), May 15, 2022
Shut out by an SEC opponent on the road	at Alabama, March 23, 2019
Threw consecutive seven-inning shutouts	vs. UAPB (15-0, 6-0), April 12, 2022
Threw consecutive nine-inning shutouts	vs. Missouri (8-0, 6-0), March 15-16, 2024
Threw consecutive seven-inning shutouts against an SEC opponent	vs. South Carolina (2-0, 3-0) April 14, 2018
Threw-back-to-back nine-inning shutouts against an SEC opponent	vs. Missouri (8-0, 6-0), March 15-16, 2024
Most consecutive shutouts thrown	4, vs. Wisconsin, March 15-16, 1980
Struck out 23 opposing batters	vs. #7 Oregon State, Feb. 23, 2024
Struck out 25 opposing batters (program record)	vs. Oklahoma State, Feb. 24, 2024
Struck out 20-plus opposing batters in back-to-back games	vs. #7 Oregon State & Oklahoma State, Feb. 23-24, 2024
Had starting pitchers record double-digit strikeouts in three consecutive games	Hagen Smith (12), Brady Tygart (10) & Mason Molina (10) vs. Murray State, March 1-3, 2024
Was shut out	vs. Ole Miss (College World Series), June 23, 2022
Was shut out in back-to-back games	vs. LSU (7-0, 6-0), April 23-24, 2005
Held to 1 hit	vs. Missouri State, May 17, 2016
Held to 2 hits	vs. #24 Vanderbilt, May 15, 2022
Held to 3 hits	vs. Alabama, March 31, 2023
Did not strikeout	vs. Eastern Illinois, Feb. 16, 2019
Swept an SEC home weekend series	vs. #8 LSU, March 28-30, 2024
Swept an SEC road weekend series	at Mississippi State, May 5-7, 2023
Was swept in an SEC home weekend series	vs. Alabama, May 13-15, 2016
Was swept in an SEC road weekend series	at Georgia, April 20-22, 2023
Swept a non-conference home weekend series	vs. McNeese, March 9-10, 2024
Swept a non-conference road weekend series	at Northwestern State, Feb. 16-18, 1996
Was swept in a non-conference home weekend series	vs. Long Beach State, Feb. 25-27, 2000
Was swept in a non-conference road weekend series	at UNLV, March 19-21, 1994
Won an SEC home weekend series	vs. #8 LSU, March 28-30, 2024
Won an SEC road weekend series	at #23 Auburn, March 21-23, 2024
Lost an SEC home weekend series	vs. #24 Vanderbilt, May 13-15, 2022
Lost an SEC road weekend series	at #12 Vanderbilt, May 18-20, 2023
Won a non-conference home weekend series	vs. McNeese, March 9-10, 2024
Won a non-conference road weekend series	at Louisiana Tech, March 12-14, 2021
Lost a non-conference home weekend series	vs. South Alabama, Feb. 28-March 1, 2014
Lost a non-conference road weekend series	at Texas A&M, Feb. 27-29, 2004
Lost a midweek game	vs. Lipscomb (North Little Rock, Ark.), May 2, 2023



HOME RUN CHART

No.	Player	Game	Date	Opponent	Pitcher	On Base	Inning	Outs	Count	Score	Final
1	Jared Sprague-Lott (1) *	1	Feb. 16	James Madison	RHP Todd Mozoki	0	2nd	0	1-0	2-3	W, 6-4
2	Hudson White (1)	1	Feb. 16	James Madison	RHP Todd Mozoki	0	2nd	1	0-0	3-3	W, 6-4
3	Ty Wilmsmeyer (1) *	2	Feb. 17	James Madison	LHP Max Kuhle	0	3rd	0	1-0	0-0	W, 15-5 (8)
4	Ryder Helfrick (1)	2	Feb. 17	James Madison	LHP Max Kuhle	0	4th	1	1-1	1-1	W, 15-5 (8)
5	Hudson Polk (1)	8	Feb. 27	Grambling	RHP Carlos Peguero	3	1st	0	2-0	6-0	W, 21-1 (7)
6	Jayson Jones (1)	8	Feb. 27	Grambling	RHP Brett Washington	1	3rd	0	3-1	7-0	W, 21-1 (7)
7	Jayson Jones (2)	8	Feb. 27	Grambling	RHP Charles Jackson	3	5th	0	1-0	14-0	W, 21-1 (7)
8	Kendall Diggs (1) *	10	March 2	Murray State	RHP Jacob Pennington	0	5th	0	1-1	4-1	W, 11-1 (8)
9	Nolan Souza (1) *	11	March 3	Murray State	RHP Ryan Fender	0	3rd	0	1-0	0-1	W, 5-3
10	Wehiwa Aloy (1)	12	March 5	UCA	RHP Bryce Parlin	3	3rd	1	0-1	0-2	W, 9-7
11	Ben McLaughlin (1)	12	March 5	UCA	RHP Gavin Alveti	2	3rd	1	0-1	4-2	W, 9-7
12	Jayson Jones (3) *	14	March 9	McNeese [DH-2]	RHP Zach Voss	0	5th	0	0-0	1-0	W, 11-1 (8)
13	Wehiwa Aloy (2)	14	March 9	McNeese [DH-2]	RHP Zach Voss	2	5th	2	3-1	2-0	W, 11-1 (8)
14	Peyton Stovall (1) ^	14	March 9	McNeese [DH-2]	RHP Marcus Mott	2	8th	2	0-0	7-1	W, 11-1 (8)
15	Kendall Diggs (2) ^ !	14	March 9	McNeese [DH-2]	RHP Koel Navarre	0	8th	2	1-2	10-1	W, 11-1 (8)
16	Ross Lovich (1)	15	March 10	McNeese	RHP Kainin Morrow	2	5th	2	0-0	7-5	W, 18-5 (7)
17	Kendall Diggs (3)	16	March 12	Oral Roberts	RHP Ryan Carmack	0	5th	2	2-1	3-0	W, 4-2
18	Nolan Souza (2)	17	March 15	Missouri	RHP Logan Lunceford	1	2nd	1	3-2	0-0	W, 8-0
19	Ross Lovich (2)	17	March 15	Missouri	RHP Logan Lunceford	2	3rd	1	2-1	2-0	W, 8-0
20	Kendall Diggs (4)	17	March 15	Missouri	RHP Logan Lunceford	1	4th	2	2-0	5-0	W, 8-0
21	Nolan Souza (3)	17	March 15	Missouri	RHP Jacob Peaden	0	8th	1	1-2	7-0	W, 8-0
22	Peyton Stovall (2) * ^	18	March 16	Missouri	RHP Bryce Mayer	0	6th	0	2-2	0-0	W, 6-0
23	Wehiwa Aloy (3) ^	18	March 16	Missouri	RHP Bryce Mayer	0	6th	0	0-0	1-0	W, 6-0
24	Kendall Diggs (5) ^	18	March 16	Missouri	RHP Bryce Mayer	0	6th	0	1-2	2-0	W, 6-0
25	Ben McLaughlin (2)	19	March 17	Missouri	RHP Carter Rustad	0	3rd	2	2-2	2-0	W, 9-1
26	Wehiwa Aloy (4)	20	March 21	at #23 Auburn	RHP Conner McBride	0	1st	2	3-2	0-0	W, 1-0
27	Ben McLaughlin (3)	21	March 22	at #23 Auburn	RHP Chase Allsup	0	2nd	1	2-2	0-1	W, 6-5
28	Ryder Helfrick (2)	21	March 22	at #23 Auburn	RHP John Armstrong	0	9th	1	0-0	5-5	W, 6-5
29	Jared Sprague-Lott (2)	22	March 23	at #23 Auburn	RHP Joseph Gonzalez	2	2nd	1	1-1	4-0	L, 8-6
30	Peyton Stovall (3)	23	March 26	Little Rock	RHP Josh Beezley	1	2nd	0	1-2	2-0	W, 11-0 (7)
31	Wehiwa Aloy (5)	23	March 26	Little Rock	RHP Jacob Weatherley	3	6th	0	1-1	4-0	W, 11-0 (7)
32	Jack Wagner (1)	23	March 26	Little Rock	RHP Jacob Weatherley	0	6th	1	1-2	8-0	W, 11-0 (7)
33	Will Edmunson (1)	23	March 26	Little Rock	RHP Jacob Weatherley	1	6th	2	0-0	9-0	W, 11-0 (7)
34	Jack Wagner (2)	24	March 28	#8 LSU	RHP Fidel Ulloa	0	4th	1	1-2	1-2	W, 7-4
35	Kendall Diggs (6)	24	March 28	#8 LSU	RHP Gavin Guidry	2	8th	1	0-2	4-3	W, 7-4
36	Wehiwa Aloy (6)	26	March 30	#8 LSU	LHP Gage Jump	0	1st	1	1-1	0-1	W, 7-5
37	Peyton Stovall (4)	26	March 30	#8 LSU	LHP Nate Ackenhausen	1	6th	1	0-0	5-4	W, 7-5
38	Ben McLaughlin (4)	27	April 2	Arkansas State	RHP Kole Turner	1	2nd	2	2-1	2-0	W, 13-0 (7)
39	Nolan Souza (4)	27	April 2	Arkansas State	RHP Brian Veniard	3	3rd	2	1-0	9-0	W, 13-0 (7)

* - indicates leadoff home run | ^ - indicates back-to-back home run | ! - indicates walk-off home run | + - indicates pinch-hit home run

HOME RUN DATA CHART III



No.	Player	Game	Date	Opponent	Pitcher	HR	Distance	Launch Angle	Exit Velocity
1	Jared Sprague-Lott (1) *	1	Feb. 16	James Madison	RHP Todd Mozoki	Solo	364 feet	42.9 degrees	100 mph
2	Hudson White (1)	1	Feb. 16	James Madison	RHP Todd Mozoki	Solo	396 feet	25.0 degrees	101 mph
3	Ty Wilmsmeyer (1) *	2	Feb. 17	James Madison	LHP Max Kuhle	Solo	369 feet	25.1 degrees	100 mph
4	Ryder Helfrick (1)	2	Feb. 17	James Madison	LHP Max Kuhle	Solo	367 feet	19.3 degrees	105 mph
5	Hudson Polk (1)	8	Feb. 27	Grambling	RHP Carlos Peguero	Grand Slam	421 feet	21.9 degrees	113 mph
6	Jayson Jones (1)	8	Feb. 27	Grambling	RHP Brett Washington	Two-Run	400 feet	17.9 degrees	110 mph
7	Jayson Jones (2)	8	Feb. 27	Grambling	RHP Charles Jackson	Grand Slam	425 feet	24.3 degrees	108 mph
8	Kendall Diggs (1) *	10	March 2	Murray State	RHP Jacob Pennington	Solo	340 feet	29.2 degrees	104 mph
9	Nolan Souza (1) *	11	March 3	Murray State	RHP Ryan Fender	Solo	398 feet	35.0 degrees	107 mph
10	Wehiwa Aloy (1)	12	March 5	UCA	RHP Bryce Parlin	Grand Slam	442 feet	28.7 degrees	106 mph
11	Ben McLaughlin (1)	12	March 5	UCA	RHP Gavin Alveti	Three-Run	420 feet	30.4 degrees	102 mph
12	Jayson Jones (3) *	14	March 9	McNeese [DH-2]	RHP Zach Voss	Solo	409 feet	21.9 degrees	108 mph
13	Wehiwa Aloy (2)	14	March 9	McNeese [DH-2]	RHP Zach Voss	Three-Run	468 feet	24.7 degrees	114 mph
14	Peyton Stovall (1) ^	14	March 9	McNeese [DH-2]	RHP Marcus Mott	Three-Run	412 feet	29.0 degrees	101 mph
15	Kendall Diggs (2) ^!	14	March 9	McNeese [DH-2]	RHP Koel Navarre	Solo	449 feet	27.0 degrees	104 mph
16	Ross Lovich (1)	15	March 10	McNeese	RHP Kainin Morrow	Three-Run	360 feet	26.6 degrees	96 mph
17	Kendall Diggs (3)	16	March 12	Oral Roberts	RHP Ryan Carmack	Solo	378 feet	30.2 degrees	104 mph
18	Nolan Souza (2)	17	March 15	Missouri	RHP Logan Lunceford	Two-Run	335 feet	21.7 degrees	98 mph
19	Ross Lovich (2)	17	March 15	Missouri	RHP Logan Lunceford	Three-Run	394 feet	30.2 degrees	105 mph
20	Kendall Diggs (4)	17	March 15	Missouri	RHP Logan Lunceford	Two-Run	400 feet	35.1 degrees	104 mph
21	Nolan Souza (3)	17	March 15	Missouri	RHP Jacob Peaden	Solo	405 feet	29.9 degrees	102 mph
22	Peyton Stovall (2) * ^	18	March 16	Missouri	RHP Bryce Mayer	Solo	404 feet	27.3 degrees	104 mph
23	Wehiwa Aloy (3) ^	18	March 16	Missouri	RHP Bryce Mayer	Solo	396 feet	36.2 degrees	99 mph
24	Kendall Diggs (5) ^	18	March 16	Missouri	RHP Bryce Mayer	Solo	372 feet	28.1 degrees	99 mph
25	Ben McLaughlin (2)	19	March 17	Missouri	RHP Carter Rustad	Solo	351 feet	26.9 degrees	101 mph
26	Wehiwa Aloy (4)	20	March 21	at #23 Auburn	RHP Conner McBride	Solo	369 feet	25.6 degrees	101 mph
27	Ben McLaughlin (3)	21	March 22	at #23 Auburn	RHP Chase Allsup	Solo	404 feet	26.8 degrees	104 mph
28	Ryder Helfrick (2)	21	March 22	at #23 Auburn	RHP John Armstrong	Solo	405 feet	28.8 degrees	109 mph
29	Jared Sprague-Lott (2)	22	March 23	at #23 Auburn	RHP Joseph Gonzalez	Three-Run	400 feet	28.9 degrees	100 mph
30	Peyton Stovall (3)	23	March 26	Little Rock	RHP Josh Beezley	Two-Run	382 feet	26.3 degrees	98 mph
31	Wehiwa Aloy (5)	23	March 26	Little Rock	RHP Jacob Weatherley	Grand Slam	413 feet	23.2 degrees	105 mph
32	Jack Wagner (1)	23	March 26	Little Rock	RHP Jacob Weatherley	Solo	388 feet	22.2 degrees	105 mph
33	Will Edmunson (1)	23	March 26	Little Rock	RHP Jacob Weatherley	Two-Run	387 feet	19.6 degrees	98 mph
34	Jack Wagner (2)	24	March 28	#8 LSU	RHP Fidel Uloa	Solo	364 feet	37.7 degrees	100 mph
35	Kendall Diggs (6)	24	March 28	#8 LSU	RHP Gavin Guidry	Three-Run	381 feet	27.2 degrees	101 mph
36	Wehiwa Aloy (6)	26	March 30	#8 LSU	LHP Gage Jump	Solo	390 feet	20.8 degrees	112 mph
37	Peyton Stovall (4)	26	March 30	#8 LSU	LHP Nate Ackenhausen	Two-Run	379 feet	33.7 degrees	104 mph
38	Ben McLaughlin (4)	27	April 2	Arkansas State	RHP Kole Turner	Solo	396 feet	26.7 degrees	101 mph
39	Nolan Souza (4)	27	April 2	Arkansas State	RHP Brian Veniard	Grand Slam	458 feet	28.5 degrees	111 mph

* - indicates leadoff home run | ^ - indicates back-to-back home run | ! - indicates walk-off home run | + - indicates pinch-hit home run



||| TEAM PITCHING GAME-BY-GAME

STARTERS GAME-BY-GAME

Opponent	W-L	IP	H	R	ER	BB	K
James Madison	--	1.0	1	3	3	2	2
James Madison	W	5.0	2	1	1	2	4
James Madison	--	3.2	3	2	2	3	9
James Madison	W	5.0	3	0	0	0	4
vs. #7 Oregon St.	--	6.0	3	0	0	1	17
vs. Oklahoma St.	--	6.0	3	0	0	2	6
vs. Michigan	W	5.0	0	0	0	1	10
Grambling	W	1.0	0	0	0	1	1
Murray State	W	6.0	1	1	1	1	12
Murray State	W	5.0	3	1	1	1	10
Murray State	W	5.0	2	1	1	1	10
UCA	W	3.0	4	2	2	0	4
McNeese	W	4.0	1	0	0	3	9
McNeese	W	4.0	3	0	0	2	8
McNeese	--	4.0	3	4	4	3	4
Oral Roberts	W	3.0	3	0	0	1	4
Missouri *	W	6.0	2	0	0	1	10
Missouri *	--	4.2	1	0	0	4	7
Missouri *	W	5.1	1	0	0	3	10
at #23 Auburn *	W	6.0	3	0	0	2	12
at #23 Auburn *	--	3.2	3	3	3	5	4
at #23 Auburn *	--	5.0	3	1	1	4	4
Little Rock	W	3.0	1	0	0	0	5
#8 LSU	W	6.0	5	2	2	0	10
#8 LSU	--	5.0	7	3	3	3	7
#8 LSU	--	4.0	5	4	4	0	3
Arkansas State	W	2.0	0	0	0	1	1

BULLPEN GAME-BY-GAME

Opponent	W-L	IP	H	R	ER	BB	K
James Madison	W	8.0	4	1	1	1	10
James Madison	--	3.0	4	4	4	1	2
James Madison	L	5.1	7	5	4	3	7
James Madison	--	4.0	1	0	0	1	5
vs. #7 Oregon St	W	3.0	5	4	4	0	6
vs. Oklahoma St.	L	7.1	3	2	1	5	19
vs. Michigan	--	4.0	5	3	1	0	1
Grambling	--	6.0	4	1	1	1	10
Murray State	--	3.0	1	0	0	1	8
Murray State	--	3.0	0	0	0	0	4
Murray State	--	4.0	6	2	2	0	6
UCA	--	6.0	5	5	5	4	7
McNeese	--	5.0	7	1	1	2	6
McNeese	--	4.0	4	1	1	0	4
McNeese	W	3.0	3	1	1	0	3
Oral Roberts	--	6.0	6	2	2	1	6
Missouri *	--	3.0	2	0	0	0	2
Missouri *	W	4.1	0	0	0	1	5
Missouri *	--	3.2	2	1	1	1	3
at #23 Auburn	--	3.0	0	0	0	0	5
at #23 Auburn *	W	5.1	7	2	1	1	8
at #23 Auburn *	L	3.0	7	7	7	2	2
Little Rock	--	4.0	1	0	0	0	1
#8 LSU	--	3.0	4	2	2	2	8
#8 LSU	W	5.0	2	0	0	0	5
#8 LSU	W	5.0	4	1	1	2	4
Arkansas State	--	5.0	1	0	0	3	12

TEAM RECORD PER STARTER

Pitcher (Total Starts)	Record
Hagen Smith (7)	7-0
Brady Tygart (7)	6-1
Colin Fisher (5)	5-0
Mason Molina (7)	5-2
Ben Bybee (1)	1-0

QUALITY STARTS

Pitcher (Total Starts)	QS	Record
Hagen Smith (7)	5	5-0
Brady Tygart (7)	1	0-1
Colin Fisher (5)	0	0-0
Mason Molina (7)	0	0-0
Ben Bybee (1)	0	0-0

RUN SUPPORT

Pitcher (Total Starts)	Runs	Per Start
Ben Bybee (1)	11	11.0
Colin Fisher (5)	51	10.2
Brady Tygart (7)	57	8.1
Mason Molina (7)	49	7.0
Hagen Smith (7)	35	5.0

STARTING PITCHER GAME-BY-GAME

Date / Opponent	Starting Pitcher
Feb. 16 / James Madison	LHP Hagen Smith
Feb. 17 / James Madison	RHP Brady Tygart
Feb. 18 / James Madison	LHP Mason Molina
Feb. 19 / James Madison	LHP Colin Fisher
Feb. 23 / vs. #7 Oregon State	LHP Hagen Smith
Feb. 24 / vs. Oklahoma State	RHP Brady Tygart
Feb. 25 / vs. Michigan	LHP Mason Molina
Feb. 27 / Grambling	LHP Colin Fisher
March 1 / Murray State	LHP Hagen Smith
March 2 / Murray State	LHP Brady Tygart
March 3 / Murray State	RHP Mason Molina
March 5 / UCA	LHP Colin Fisher
March 9 / McNeese [DH-1]	LHP Hagen Smith
March 9 / McNeese [DH-2]	RHP Brady Tygart
March 10 / McNeese	LHP Mason Molina
March 12 / Oral Roberts	LHP Colin Fisher
March 15 / Missouri *	LHP Hagen Smith
March 16 / Missouri *	RHP Brady Tygart
March 17 / Missouri *	LHP Mason Molina
March 21 / at #23 Auburn *	LHP Hagen Smith
March 22 / at #23 Auburn *	RHP Brady Tygart
March 23 / at #23 Auburn *	LHP Mason Molina
March 26 / Little Rock	RHP Ben Bybee
March 28 / #8 LSU	LHP Hagen Smith
March 29 / #8 LSU	LHP Mason Molina
March 30 / #8 LSU	RHP Brady Tygart
April 2 / Arkansas State	LHP Colin Fisher



STARTER STATISTICS

Player	era	w-l	app	gs	cg	sho	sv	ip	h	r	er	bb	so	2b	3b	hr	b/avg	wp	hp	bk	sfa	sha
40 Ben Bybee	0.00	1-0	1	1	0	0/1	0	3.0	1	0	0	0	5	0	0	0	.100	0	0	0	0	0
38 Colin Fisher	1.29	5-0	5	5	0	0/2	0	14.0	10	2	2	3	14	0	0	0	.200	0	3	0	0	0
33 Hagen Smith	1.54	5-0	7	7	0	0/2	0	35.0	16	6	6	10	72	1	0	4	.136	1	2	0	0	2
25 Brady Tygart	2.51	3-0	7	7	0	0/1	0	32.1	20	9	9	16	42	1	0	4	.185	1	10	1	0	3
21 Mason Molina	3.00	3-0	7	7	0	0/0	0	33.0	19	11	11	18	54	3	0	2	.171	1	6	1	0	2
Totals	2.15	17-0	27	27	0	6/6	0	117.1	66	28	28	47	187	5	0	10	.166	3	21	2	0	7

RELIEVER STATISTICS

Player	era	w-l	app	gs	cg	sho	sv	ip	h	r	er	bb	so	2b	3b	hr	b/avg	wp	hp	bk	sfa	sha
40 Ben Bybee	0.00	0-0	1	0	0	0/1	0	1.0	1	0	0	1	2	0	0	0	.250	0	0	0	0	0
32 Hunter Dietz	0.00	0-0	1	0	0	0/0	0	0.2	1	0	0	1	1	0	0	0	.333	0	1	0	0	0
46 Christian Foutch	1.23	0-0	5	0	0	0/2	0	7.1	6	1	1	1	4	1	0	1	.250	2	0	0	1	0
49 Stone Hewlett	1.50	1-0	11	0	0	0/2	1	6.0	2	1	1	1	14	0	0	0	.091	1	0	0	0	0
41 Will McEntire	1.93	2-0	13	0	0	0/3	3	32.2	22	8	7	6	41	5	0	1	.191	3	0	0	1	0
31 Dylan Carter	2.08	0-0	4	0	0	0/2	0	4.1	2	1	1	1	2	1	0	0	.143	0	0	0	1	0
45 Gage Wood	2.53	2-0	9	0	0	0/1	1	10.2	11	3	3	2	17	1	1	1	.262	0	1	0	0	1
37 Jake Faherty	2.70	0-0	5	0	0	0/1	1	3.1	3	2	1	5	8	1	0	0	.250	1	1	0	1	0
28 Koty Frank	3.06	1-0	11	0	0	0/1	3	17.2	16	8	6	2	19	4	0	1	.239	0	2	0	1	0
20 Gabe Gaeckle	3.71	0-2	10	0	0	0/1	5	17.0	9	7	7	7	24	1	0	0	.145	1	0	0	0	0
38 Colin Fisher	4.50	0-1	3	0	0	0/0	0	6.0	8	4	3	1	7	0	0	3	.320	0	0	0	0	1
26 Tate McGuire	5.40	0-0	2	0	0	0/0	0	1.2	3	1	1	2	4	1	0	0	.375	0	1	0	0	0
48 Cooper Dossett	5.68	1-0	7	0	0	0/2	0	6.1	2	4	4	2	11	0	0	1	.100	0	1	0	0	0
36 Parker Coil	10.38	0-0	4	0	0	0/1	0	4.1	9	5	5	1	6	0	0	0	.450	0	0	0	0	1
Totals	3.03	7-3	27	0	0	6/6	14	119.0	95	45	40	33	160	15	1	8	.217	8	7	0	5	3
Opponents	7.26	3-8	27	0	0	0/0	1	119.0	142	117	96	86	104	24	3	21	.295	17	21	0	5	4



||| GAME-BY-GAME BATTING ORDER

RECORD: 24-3 • HOME: 20-1 • AWAY: 2-1 • NEUTRAL: 2-1 • SEC: 8-1

Date	Opponent	1	2	3	4	5	6	7	8	9
Feb. 16	James Madison	White	Diggs	Aloy	McLaughlin	Wagner	Holt	Jones	Sprague-Lott	Wilmsmeyer
Feb. 17	James Madison	White	Diggs	Aloy	McLaughlin	Helfrick	Holt	Edmunson	Sprague-Lott	Wilmsmeyer
Feb. 18	James Madison	White	Diggs	Aloy	McLaughlin	Wagner	Lovich	Holt	Souza	Wilmsmeyer
Feb. 19	James Madison	Diggs	White	McLaughlin	Aloy	Holt	Jones	Sprague-Lott	Rowland	Wilmsmeyer
Feb. 23	vs. #7 Oregon State	Diggs	White	McLaughlin	Aloy	Helfrick	Jones	Holt	Sprague-Lott	Wilmsmeyer
Feb. 24	vs. Oklahoma State	Diggs	White	McLaughlin	Aloy	Helfrick	Jones	Holt	Sprague-Lott	Wilmsmeyer
Feb. 25	vs. Michigan	Edmunson	Diggs	McLaughlin	Sprague-Lott	Lovich	Aloy	Souza	Rowland	Wilmsmeyer
Feb. 27	Grambling	Edmunson	Diggs	McLaughlin	Sprague-Lott	White	Polk	Aloy	Jones	Holt
March 1	Murray State	White	Diggs	Sprague-Lott	McLaughlin	Aloy	Polk	Jones	Holt	Wilmsmeyer
March 2	Murray State	Edmunson	Diggs	Aloy	McLaughlin	Sprague-Lott	Lovich	Jones	Souza	Helfrick
March 3	Murray State	Edmunson	Diggs	Aloy	McLaughlin	Sprague-Lott	Jones	Souza	Wagner	White
March 5	UCA	Lovich	Aloy	Diggs	Polk	McLaughlin	Jones	Souza	Holt	Helfrick
March 9	McNeese [DH-1]	Lovich	Aloy	Diggs	McLaughlin	Sprague-Lott	Stovall	White	Souza	Wilmsmeyer
March 9	McNeese [DH-2]	Edmunson	Stovall	Diggs	Aloy	McLaughlin	Holt	Souza	Jones	Helfrick
March 10	McNeese	Lovich	Stovall	Aloy	Diggs	McLaughlin	Sprague-Lott	Souza	White	Wilmsmeyer
March 12	Oral Roberts	Stovall	Aloy	McLaughlin	Polk	Diggs	Holt	Lovich	Rowland	Wilmsmeyer
March 15	Missouri *	Stovall	Diggs	Aloy	McLaughlin	Lovich	Sprague-Lott	Souza	White	Wilmsmeyer
March 16	Missouri *	Stovall	Aloy	Diggs	Holt	McLaughlin	Jones	Souza	Lovich	Rowland
March 17	Missouri *	Stovall	Diggs	Aloy	McLaughlin	Lovich	Sprague-Lott	Souza	White	Wilmsmeyer
March 21	at #23 Auburn *	Stovall	Diggs	Aloy	McLaughlin	Sprague-Lott	Lovich	White	Souza	Wilmsmeyer
March 22	at #23 Auburn *	Stovall	Aloy	Diggs	White	McLaughlin	Sprague-Lott	Edmunson	Rowland	Wilmsmeyer
March 23	at #23 Auburn *	Stovall	Diggs	Aloy	McLaughlin	White	Souza	Sprague-Lott	Edmunson	Wilmsmeyer
March 26	Little Rock	Stovall	McLaughlin	Aloy	Diggs	Wagner	Lovich	Holt	Edmunson	Helfrick
March 28	#8 LSU	Stovall	Aloy	McLaughlin	Sprague-Lott	Diggs	Wagner	White	Edmunson	Wilmsmeyer
March 29	#8 LSU	Stovall	McLaughlin	Aloy	Diggs	Sprague-Lott	Lovich	White	Souza	Wilmsmeyer
March 30	#8 LSU	Stovall	Aloy	McLaughlin	White	Diggs	Sprague-Lott	Edmunson	Helfrick	Wilmsmeyer
April 2	Arkansas State	Stovall	McLaughlin	Aloy	Diggs	Souza	Holt	Lovich	Helfrick	Edmunson

GAME-BY-GAME DEFENSIVE LINEUP III



RECORD: 24-3 • **HOME:** 20-1 • **AWAY:** 2-1 • **NEUTRAL:** 2-1 • **SEC:** 8-1

Date	Opponent	C	1B	2B	3B	SS	LF	CF	RF	DH
Feb. 16	James Madison	White	McLaughlin	Holt	Sprague-Lott	Aloy	Jones	Wilmsmeyer	Diggs	Wagner
Feb. 17	James Madison	Helfrick	McLaughlin	Holt	Sprague-Lott	Aloy	Edmunson	Wilmsmeyer	Diggs	White
Feb. 18	James Madison	White	Wagner	Souza	Holt	Aloy	Lovich	Wilmsmeyer	Diggs	McLaughlin
Feb. 19	James Madison	Rowland	McLaughlin	Holt	Sprague-Lott	Aloy	Jones	Wilmsmeyer	Diggs	White
Feb. 23	vs. #7 Oregon State	White	McLaughlin	Holt	Sprague-Lott	Aloy	Jones	Wilmsmeyer	Diggs	Helfrick
Feb. 24	vs. Oklahoma State	Helfrick	McLaughlin	Holt	Sprague-Lott	Aloy	Jones	Wilmsmeyer	Diggs	White
Feb. 25	vs. Michigan	Rowland	McLaughlin	Souza	Sprague-Lott	Aloy	Edmunson	Wilmsmeyer	Lovich	Diggs
Feb. 27	Grambling	Polk	McLaughlin	Holt	Sprague-Lott	Aloy	Jones	Edmunson	Diggs	White
March 1	Murray State	White	McLaughlin	Holt	Sprague-Lott	Aloy	Jones	Wilmsmeyer	Diggs	Polk
March 2	Murray State	Helfrick	McLaughlin	Souza	Sprague-Lott	Aloy	Jones	Edmunson	Diggs	Lovich
March 3	Murray State	White	Wagner	Souza	Sprague-Lott	Aloy	Jones	Edmunson	Diggs	McLaughlin
March 5	UCA	Helfrick	McLaughlin	Souza	Holt	Aloy	Jones	Lovich	Diggs	Polk
March 9	McNeese [DH-1]	White	McLaughlin	Souza	Sprague-Lott	Aloy	Lovich	Wilmsmeyer	Diggs	Stovall
March 9	McNeese [DH-2]	Helfrick	McLaughlin	Souza	Holt	Aloy	Jones	Edmunson	Diggs	Stovall
March 10	McNeese	White	McLaughlin	Souza	Sprague-Lott	Aloy	Lovich	Wilmsmeyer	Diggs	Stovall
March 12	Oral Roberts	Rowland	McLaughlin	Stovall	Holt	Aloy	Lovich	Wilmsmeyer	Diggs	Polk
March 15	Missouri *	White	McLaughlin	Stovall	Sprague-Lott	Aloy	Lovich	Wilmsmeyer	Diggs	Souza
March 16	Missouri *	Rowland	McLaughlin	Stovall	Holt	Aloy	Jones	Lovich	Diggs	Souza
March 17	Missouri *	White	McLaughlin	Stovall	Sprague-Lott	Aloy	Lovich	Wilmsmeyer	Diggs	Souza
March 21	at #23 Auburn *	White	McLaughlin	Stovall	Sprague-Lott	Aloy	Lovich	Wilmsmeyer	Diggs	Souza
March 22	at #23 Auburn *	Rowland	McLaughlin	Stovall	Sprague-Lott	Aloy	Edmunson	Wilmsmeyer	Diggs	White
March 23	at #23 Auburn *	White	McLaughlin	Stovall	Sprague-Lott	Aloy	Edmunson	Wilmsmeyer	Diggs	Souza
March 26	Little Rock	Helfrick	McLaughlin	Stovall	Holt	Aloy	Lovich	Edmunson	Diggs	Wagner
March 28	#8 LSU	White	McLaughlin	Stovall	Sprague-Lott	Aloy	Edmunson	Wilmsmeyer	Diggs	Wagner
March 29	#8 LSU	White	McLaughlin	Stovall	Sprague-Lott	Aloy	Lovich	Wilmsmeyer	Diggs	Souza
March 30	#8 LSU	Helfrick	McLaughlin	Stovall	Sprague-Lott	Aloy	Edmunson	Wilmsmeyer	Diggs	White
April 2	Arkansas State	Helfrick	McLaughlin	Stovall	Holt	Aloy	Lovich	Edmunson	Diggs	Souza



||| GAME-BY-GAME HITTING

RECORD: 24-3 • HOME: 20-1 • AWAY: 2-1 • NEUTRAL: 2-1 • SEC: 8-1

Date	Opponent	AB	R	H	RBI	2B	3B	HR	BB	IBB	SB	CS	HBP	SAC	SF	GDP	K	PO	A	E	Avg
Feb. 16	James Madison	30	6	9	5	2	0	2	6	1	3	0	0	0	0	1	7	27	9	0	.300
Feb. 17	James Madison	36	15	14	15	2	0	2	10	0	0	0	2	0	0	2	6	24	8	0	.348
Feb. 18	James Madison	32	3	10	3	6	0	0	6	0	0	1	1	0	0	1	5	27	8	1	.337
Feb. 19	James Madison	31	4	7	4	1	0	0	4	1	0	0	1	0	0	1	4	27	9	2	.310
Feb. 23	vs. #7 Oregon State	28	5	6	5	1	1	0	3	0	0	0	4	1	0	0	9	27	3	0	.293
Feb. 24	vs. Oklahoma State	52	1	8	1	2	0	0	5	0	2	0	0	1	0	0	14	40	9	2	.258
Feb. 25	vs. Michigan	29	4	5	3	3	0	0	7	0	2	0	4	0	0	2	9	27	8	4	.248
Feb. 27	Grambling	37	21	20	19	6	0	3	10	0	0	0	1	0	0	2	1	21	7	0	.287
March 1	Murray State	31	5	7	4	1	0	0	4	0	4	0	0	0	0	0	4	27	4	0	.281
March 2	Murray State	32	11	11	10	2	0	1	8	0	1	1	1	0	1	1	5	24	7	1	.287
March 3	Murray State	32	5	10	4	0	0	1	2	0	1	0	0	0	1	2	4	27	2	2	.289
March 5	UCA	30	9	7	8	0	0	2	6	0	0	0	1	0	1	1	5	27	10	1	.285
March 9	McNeese [DH-1]	31	3	9	3	2	0	0	2	0	2	0	0	1	0	2	9	27	10	1	.285
March 9	McNeese [DH-2]	35	11	14	10	1	0	4	2	0	2	0	1	0	1	0	11	24	6	0	.294
March 10	McNeese	31	18	12	16	1	0	1	10	0	0	0	1	0	0	0	5	21	7	0	.300
March 12	Oral Roberts	27	4	6	4	1	0	1	7	0	0	0	1	2	0	1	5	27	11	0	.296
March 15	Missouri *	33	8	7	8	0	0	4	2	0	0	0	1	0	0	0	5	27	7	0	.291
March 16	Missouri *	28	6	5	5	0	1	3	4	0	1	0	3	0	0	1	7	27	4	0	.285
March 17	Missouri *	32	9	10	8	3	0	1	6	0	0	0	2	0	2	1	3	27	12	0	.287
March 21	at #23 Auburn *	31	1	6	1	0	0	1	3	0	1	2	2	0	0	0	8	27	7	1	.282
March 22	at #23 Auburn *	34	6	8	6	0	0	2	2	0	0	0	2	0	1	0	11	27	11	2	.280
March 23	at #23 Auburn *	37	6	10	6	2	1	1	5	0	0	0	2	0	0	0	7	24	9	1	.280
March 26	Little Rock	23	11	6	11	0	0	4	8	0	1	1	4	0	1	0	5	21	6	0	.279
March 28	#8 LSU	31	7	10	7	0	0	2	11	0	1	0	0	0	1	1	10	27	5	0	.281
March 29	#8 LSU	37	4	9	4	5	0	0	5	0	0	0	0	1	0	0	14	30	11	0	.279
March 30	#8 LSU	32	7	9	7	1	0	2	7	0	2	1	0	0	0	1	6	27	11	0	.279
April 2	Arkansas State	30	13	12	10	3	0	2	5	0	0	0	2	0	0	0	5	21	5	0	.283
	Totals	872	203	247	187	45	3	39	150	2	23	6	36	6	9	20	184	709	206	18	.283



RECORD: 24-3 • HOME: 20-1 • AWAY: 2-1 • NEUTRAL: 2-1 • SEC: 8-1

Date	Opponent	IP	H	R	ER	BB	SO	2B	3B	HR	WP	BK	HBP	DP	IBB	Score	W	L	SV	ERA
Feb. 16	James Madison	9.0	5	4	4	3	12	1	0	1	0	0	1	0	0	6-4	1	0	1	4.00
Feb. 17	James Madison	8.0	6	5	5	3	6	0	0	0	0	0	3	0	0	15-5	2	0	2	4.76
Feb. 18	James Madison	9.0	10	7	6	6	16	1	0	1	3	0	1	0	0	3-7	2	1	2	5.19
Feb. 19	James Madison	9.0	4	0	0	1	9	0	0	0	0	0	1	1	0	4-0	3	1	2	3.86
Feb. 23	vs. #7 Oregon State	9.0	8	4	4	1	23	1	0	1	2	0	0	0	0	5-4	4	1	3	3.89
Feb. 24	vs. Oklahoma State	13.1	6	2	1	7	25	1	0	0	0	0	2	1	1	1-2	4	2	3	3.14
Feb. 25	vs. Michigan	9.0	5	3	1	2	11	1	0	0	0	0	1	1	0	4-3	5	2	4	2.85
Feb. 27	Grambling	7.0	4	1	1	2	11	1	0	0	0	0	0	2	0	21-1	6	2	4	2.70
March 1	Murray State	9.0	2	1	1	2	20	1	0	1	0	0	2	0	0	5-1	7	2	5	2.51
March 2	Murray State	8.0	3	1	1	1	14	0	0	1	0	0	0	1	0	11-1	8	2	5	2.39
March 3	Murray State	9.0	8	3	3	1	16	0	0	2	0	0	1	0	0	5-3	9	2	6	2.45
March 5	UCA	9.0	9	7	7	4	11	1	0	0	1	0	3	0	0	9-7	10	2	7	2.82
March 9	McNeese [DH-1]	9.0	8	1	1	5	15	0	0	0	1	0	0	0	0	3-1	11	2	8	2.68
March 9	McNeese [DH-2]	8.0	7	1	1	2	12	0	0	0	0	0	3	0	0	11-1	12	2	9	2.59
March 10	McNeese	7.0	6	5	5	3	7	1	1	1	0	1	1	0	0	18-5	13	2	9	2.79
March 12	Oral Roberts	9.0	9	2	2	2	10	1	0	0	0	0	0	2	0	4-2	14	2	10	2.74
March 15	Missouri *	9.0	4	0	0	1	12	2	0	0	1	0	0	0	0	8-0	15	2	10	2.57
March 16	Missouri *	9.0	1	0	0	5	12	0	0	0	0	0	2	1	0	6-0	16	2	10	2.43
March 17	Missouri *	9.0	3	1	1	4	13	0	0	1	0	0	1	1	0	9-1	17	2	10	2.35
March 21	at #23 Auburn *	9.0	3	0	0	2	17	0	0	0	1	0	1	1	0	1-0	18	2	11	2.23
March 22	at #23 Auburn *	9.0	10	5	4	6	12	4	0	0	1	1	1	0	0	6-5	19	2	12	2.32
March 23	at #23 Auburn *	8.0	10	8	8	6	6	2	0	3	0	0	1	1	0	6-8	19	3	12	2.59
March 26	Little Rock	7.0	2	0	0	0	6	0	0	0	0	0	0	0	0	11-0	20	3	12	2.50
March 28	#8 LSU	9.0	9	4	4	2	19	2	0	2	1	0	0	0	0	7-4	21	3	13	2.57
March 29	#8 LSU	10.0	9	3	3	3	12	0	0	0	0	0	1	2	0	4-3	22	3	13	2.57
March 30	#8 LSU	9.0	9	5	5	2	7	0	0	4	0	0	2	3	0	7-5	23	3	14	2.67
April 2	Arkansas State	7.0	1	0	0	4	13	0	0	0	0	0	0	0	0	13-0	24	3	14	2.59
	Totals	236.1	161	73	68	80	347	20	1	18	11	2	28	17	1	203-73	24	3	14	2.59

A ||| HITTERS



1 TY WILMSMEYER

SEASON HIGHS

Category	High	Opponent (Last)	Date
Hits	3	James Madison	2/17/24
Runs	2	3x (Missouri)	3/17/24
Doubles	1	#8 LSU	3/29/24
Triples	--	--	--
Home Runs	1	James Madison	2/17/24
RBI	5	James Madison	2/17/24
Walks	1	8x (#8 LSU)	3/28/24
Stolen Bases	1	vs. Oklahoma State	2/24/24

CAREER HIGHS

Category	High	Opponent (Last)	Date
Hits	4	vs. TCU	2/19/23
Runs	3	2x (at Texas A&M)	4/15/23
Doubles	2	2x (at FIU)	2/26/23
Triples	1	at South Carolina	3/25/23
Home Runs	2	Ole Miss	5/6/23
RBI	5	James Madison	2/17/24
Walks	2	4x (Lindenwood)	2/28/23
Stolen Bases	2	2x (Alabama)	4/23/23



3 NOLAN SOUZA

SEASON HIGHS

Category	High	Opponent (Last)	Date
Hits	3	2x (Missouri)	3/15/24
Runs	2	3x (Arkansas State)	4/2/24
Doubles	1	3x (Arkansas State)	4/2/24
Triples	--	--	--
Home Runs	2	Missouri	3/15/24
RBI	4	Arkansas State	4/2/24
Walks	2	2x (McNeese)	3/10/24
Stolen Bases	1	3x (at #23 Auburn)	3/21/24

CAREER HIGHS

Category	High	Opponent (Last)	Date
Hits	3	2x (Missouri)	3/15/24
Runs	2	3x (Arkansas State)	4/2/24
Doubles	1	3x (Arkansas State)	4/2/24
Triples	--	--	--
Home Runs	2	Missouri	3/15/24
RBI	4	Arkansas State	4/2/24
Walks	2	2x (McNeese)	3/10/24
Stolen Bases	1	3x (at #23 Auburn)	3/21/24



4 JACK WAGNER

SEASON HIGHS

Category	High	Opponent (Last)	Date
Hits	1	5x (#8 LSU)	3/28/24
Runs	1	4x (#8 LSU)	3/28/24
Doubles	1	2x (Grambling)	2/27/24
Triples	--	--	--
Home Runs	1	2x (#8 LSU)	3/28/24
RBI	2	Little Rock	3/26/24
Walks	1	3x (#8 LSU)	3/28/24
Stolen Bases	1	James Madison	2/16/24

CAREER HIGHS

Category	High	Opponent (Last)	Date
Hits	5	at California Baptist	4/14/23
Runs	4	2x (at California Baptist)	4/14/23
Doubles	2	Prairie View A&M	3/3/23
Triples	2	New Mexico State	4/21/23
Home Runs	2	2x (Grand Canyon)	5/6/23
RBI	5	2x (Grand Canyon)	5/6/23
Walks	3	vs. Texas Tech	5/24/19
Stolen Bases	2	at Belmont	2/14/20



5 KENDALL DIGGS

SEASON HIGHS

Category	High	Opponent (Last)	Date
Hits	2	8x (at #23 Auburn)	3/23/24
Runs	2	4x (at #23 Auburn)	3/23/24
Doubles	2	James Madison	2/18/24
Triples	1	at #23 Auburn	3/24/23
Home Runs	1	6x (#8 LSU)	3/28/24
RBI	3	#8 LSU	3/28/24
Walks	3	James Madison	2/17/24
Stolen Bases	1	2x (McNeese)	3/9/24

CAREER HIGHS

Category	High	Opponent (Last)	Date
Hits	3	5x (at Mississippi State)	5/6/23
Runs	3	3x (at Georgia)	4/22/23
Doubles	2	4x (James Madison)	2/18/24
Triples	1	2x (at #23 Auburn)	3/24/23
Home Runs	1	21x (#8 LSU)	3/28/24
RBI	5	at Mississippi State	5/6/23
Walks	3	2x (James Madison)	2/17/24
Stolen Bases	1	4x (McNeese)	3/9/24



6 BEN McLAUGHLIN

SEASON HIGHS

Category	High	Opponent (Last)	Date
Hits	4	McNeese	3/10/24
Runs	3	2x (Arkansas State)	4/2/24
Doubles	1	6x (#8 LSU)	3/29/24
Triples	--	--	--
Home Runs	1	4x (Arkansas State)	4/2/24
RBI	3	4x (Arkansas State)	4/2/24
Walks	3	2x (Little Rock)	3/26/24
Stolen Bases	--	--	--

CAREER HIGHS

Category	High	Opponent (Last)	Date
Hits	4	McNeese	3/10/24
Runs	3	2x (Arkansas State)	4/2/24
Doubles	1	9x (#8 LSU)	3/29/24
Triples	1	#16 Tennessee	4/16/23
Home Runs	1	6x (Arkansas State)	4/2/24
RBI	3	4x (Arkansas State)	4/2/24
Walks	3	2x (Little Rock)	3/26/24
Stolen Bases	--	--	--



8 HUDSON WHITE

SEASON HIGHS

Category	High	Opponent (Last)	Date
Hits	3	at #23 Auburn	3/21/24
Runs	2	3x (McNeese)	3/10/24
Doubles	2	James Madison	2/17/24
Triples	--	--	--
Home Runs	1	James Madison	2/16/24
RBI	2	2x (Grambling)	2/27/24
Walks	2	4x (#8 LSU)	3/28/24
Stolen Bases	--	--	--

CAREER HIGHS

Category	High	Opponent (Last)	Date
Hits	5	at Kansas	4/2/22
Runs	5	at Kansas	4/2/22
Doubles	2	2x (James Madison)	2/17/24
Triples	--	--	--
Home Runs	2	Kansas	5/20/23
RBI	6	Kansas	5/20/23
Walks	4	New Mexico	3/15/22
Stolen Bases	1	6x (Iowa)	3/11/23



9 WEHIWA ALOY

SEASON HIGHS

Category	High	Opponent (Last)	Date
Hits	3	Little Rock	3/26/24
Runs	2	2x (Little Rock)	3/26/24
Doubles	1	2x (Grambling)	2/27/24
Triples	--	--	--
Home Runs	1	6x (vs. #8 LSU)	3/30/24
RBI	4	3x (Little Rock)	3/26/24
Walks	3	#8 LSU	3/28/24
Stolen Bases	1	5x (vs. #8 LSU)	3/30/24

CAREER HIGHS

Category	High	Opponent (Last)	Date
Hits	4	2x (at New Mexico State)	4/28/23
Runs	3	7x (Utah Tech)	5/18/23
Doubles	2	at Abilene Christian	3/26/23
Triples	1	5x (Utah Tech)	5/18/23
Home Runs	1	20 (vs. #8 LSU)	3/30/24
RBI	4	3x (UCA)	3/5/24
Walks	3	#8 LSU	3/28/24
Stolen Bases	1	7x (vs. #8 LSU)	3/30/24



10 PEYTON STOVALL

SEASON HIGHS

Category	High	Opponent (Last)	Date
Hits	3	#8 LSU	3/29/24
Runs	2	5x (Arkansas State)	4/2/24
Doubles	2	#8 LSU	3/29/24
Triples	--	--	--
Home Runs	1	4x (vs. #8 LSU)	3/30/24
RBI	3	2x (vs. #8 LSU)	3/30/24
Walks	1	8x (Arkansas State)	4/2/24
Stolen Bases	1	Missouri	3/16/24

CAREER HIGHS

Category	High	Opponent (Last)	Date
Hits	5	vs. #25 Auburn	6/21/22
Runs	4	UCA	4/5/22
Doubles	2	2x (#8 LSU)	3/29/24
Triples	1	Louisiana Tech	3/11/23
Home Runs	1	15x (vs. #8 LSU)	3/30/24
RBI	4	3x (Texas A&M)	4/27/23
Walks	2	3x (vs. #9 Oklahoma State)	2/19/23
Stolen Bases	2	Grambling	2/21/23



12 JARED SPRAGUE-LOTT

SEASON HIGHS

Category	High	Opponent (Last)	Date
Hits	3	vs. Oklahoma State	2/24/24
Runs	2	4x (#8 LSU)	3/28/24
Doubles	2	vs. Oklahoma State	2/24/24
Triples	--	--	--
Home Runs	1	2x (at #23 Auburn)	3/24/23
RBI	3	at #23 Auburn	3/24/23
Walks	2	5x (vs. #8 LSU)	3/30/24
Stolen Bases	1	vs. Michigan	2/25/24

CAREER HIGHS

Category	High	Opponent (Last)	Date
Hits	3	18x (vs. Oklahoma State)	2/24/24
Runs	4	2x (at VCU)	5/12/23
Doubles	2	3x (vs. Oklahoma State)	2/24/24
Triples	1	5x (St. Bonaventure)	4/29/22
Home Runs	2	2x (St. Bonaventure)	5/5/23
RBI	5	Towson	4/11/21
Walks	3	4x (Norfolk State)	5/16/23
Stolen Bases	1	6x (vs. Michigan)	2/25/24



13 JAYSON JONES

SEASON HIGHS

Category	High	Opponent (Last)	Date
Hits	2	Grambling	2/27/24
Runs	2	3x (McNeese)	3/9/24
Doubles	1	Murray State	3/1/24
Triples	--	--	--
Home Runs	2	Grambling	2/27/24
RBI	6	Grambling	2/27/24
Walks	1	3x (Murray State)	3/2/24
Stolen Bases	1	Murray State	3/1/24

CAREER HIGHS

Category	High	Opponent (Last)	Date
Hits	2	3x (Grambling)	2/27/24
Runs	3	Little Rock	4/11/23
Doubles	1	3x (Murray State)	3/1/24
Triples	--	--	--
Home Runs	2	Grambling	2/27/24
RBI	6	Grambling	2/27/24
Walks	3	4x (vs. Lipscomb)	5/2/23
Stolen Bases	1	3x (Murray State)	3/1/24



14 ROSS LOVICH

SEASON HIGHS

Category	High	Opponent (Last)	Date
Hits	3	Grambling	2/27/24
Runs	2	3x (Missouri)	3/15/24
Doubles	2	Murray State	3/2/24
Triples	1	Missouri	3/16/24
Home Runs	1	2x (Missouri)	3/15/24
RBI	4	McNeese	3/10/24
Walks	1	5x (#8 LSU)	3/29/24
Stolen Bases	1	McNeese	3/9/24

CAREER HIGHS

Category	High	Opponent (Last)	Date
Hits	4	2x (Georgia)	5/12/23
Runs	3	4x (Georgia)	5/12/23
Doubles	2	2x (Murray State)	3/2/24
Triples	1	3x (Missouri)	3/16/24
Home Runs	2	Mississippi State	4/30/22
RBI	4	2x (McNeese)	3/10/24
Walks	2	2x (vs. Illinois)	3/29/22
Stolen Bases	3	at Nicholls	2/19/22



16 HUDSON POLK

SEASON HIGHS

Category	High	Opponent (Last)	Date
Hits	1	3x (UCA)	3/5/25
Runs	2	Grambling	2/27/24
Doubles	--	--	--
Triples	--	--	--
Home Runs	1	Grambling	2/27/24
RBI	4	Grambling	2/27/24
Walks	1	4x (Oral Roberts)	3/12/24
Stolen Bases	--	--	--

CAREER HIGHS

Category	High	Opponent (Last)	Date
Hits	3	Pacific	4/16/22
Runs	2	3x (Grambling)	2/27/24
Doubles	1	3x (at Georgia)	4/21/23
Triples	1	Pacific	4/16/22
Home Runs	1	4x (Grambling)	2/27/24
RBI	4	Grambling	2/27/24
Walks	2	2x (at Oral Roberts)	4/26/22
Stolen Bases	1	UTSA	3/13/22



17 HUNTER GRIMES

SEASON HIGHS

Category	High	Opponent (Last)	Date
Hits	--	--	--
Runs	--	--	--
Doubles	--	--	--
Triples	--	--	--
Home Runs	--	--	--
RBI	--	--	--
Walks	--	--	--
Stolen Bases	--	--	--

CAREER HIGHS

Category	High	Opponent (Last)	Date
Hits	4	vs. Western Kentucky	5/24/19
Runs	4	vs. Western Kentucky	5/24/19
Doubles	1	2x (vs. Western Kentucky)	5/24/19
Triples	1	UNLV	3/14/23
Home Runs	2	at Louisiana Tech	4/5/19
RBI	3	2x (Little Rock)	4/11/23
Walks	3	Little Rock	4/11/23
Stolen Bases	--	--	--



18 REESE ROBINETT

SEASON HIGHS

Category	High	Opponent (Last)	Date
Hits	--	--	--
Runs	--	--	--
Doubles	--	--	--
Triples	--	--	--
Home Runs	--	--	--
RBI	--	--	--
Walks	--	--	--
Stolen Bases	--	--	--

CAREER HIGHS

Category	High	Opponent (Last)	Date
Hits	2	SEMO	3/21/23
Runs	2	2x (Omaha)	3/28/23
Doubles	--	--	--
Triples	--	--	--
Home Runs	1	2x (at #1 LSU)	3/24/23
RBI	3	at #1 LSU	3/24/23
Walks	1	Omaha	3/28/23
Stolen Bases	--	--	--



19 WILL EDMUNSON

SEASON HIGHS

Category	High	Opponent (Last)	Date
Hits	3	vs. #8 LSU	3/30/24
Runs	3	2x (Grambling)	2/27/24
Doubles	1	4x (Arkansas State)	4/2/24
Triples	--	--	--
Home Runs	1	Little Rock	3/26/24
RBI	2	2x (Little Rock)	3/26/24
Walks	2	Grambling	2/27/24
Stolen Bases	1	5x (vs. #8 LSU)	3/30/24

CAREER HIGHS

Category	High	Opponent (Last)	Date
Hits	3	vs. #8 LSU	3/30/24
Runs	3	2x (Grambling)	2/27/24
Doubles	1	4x (Arkansas State)	4/2/24
Triples	--	--	--
Home Runs	--	--	--
RBI	2	at #23 Auburn	3/22/24
Walks	2	Grambling	2/27/24
Stolen Bases	1	5x (vs. #8 LSU)	3/30/24



22 TY WAID

SEASON HIGHS

Category	High	Opponent (Last)	Date
Hits	--	--	--
Runs	--	--	--
Doubles	--	--	--
Triples	--	--	--
Home Runs	--	--	--
RBI	--	--	--
Walks	--	--	--
Stolen Bases	--	--	--

CAREER HIGHS

Category	High	Opponent (Last)	Date
Hits	--	--	--
Runs	--	--	--
Doubles	--	--	--
Triples	--	--	--
Home Runs	--	--	--
RBI	--	--	--
Walks	--	--	--
Stolen Bases	--	--	--



24 PEYTON HOLT

SEASON HIGHS

Category	High	Opponent (Last)	Date
Hits	3	Grambling	2/27/24
Runs	4	Grambling	2/27/24
Doubles	1	Oral Roberts	3/12/24
Triples	1	vs. #7 Oregon State	2/23/24
Home Runs	--	--	--
RBI	1	7x (Arkansas State)	4/2/24
Walks	1	6x (Little Rock)	3/26/24
Stolen Bases	1	James Madison	2/16/24

CAREER HIGHS

Category	High	Opponent (Last)	Date
Hits	3	3x (Grambling)	2/27/24
Runs	4	2x (Grambling)	2/27/24
Doubles	1	5x (Oral Roberts)	3/12/24
Triples	1	3x (vs. #7 Oregon State)	2/23/24
Home Runs	1	2x (at #12 Vanderbilt)	5/19/23
RBI	4	at #12 Vanderbilt	5/19/23
Walks	2	3x (Santa Clara)	6/2/23
Stolen Bases	1	7x (James Madison)	2/16/24



27 RYDER HELFRICK

SEASON HIGHS

Category	High	Opponent (Last)	Date
Hits	1	5x (Arkansas State)	4/2/24
Runs	3	James Madison	2/17/24
Doubles	--	--	--
Triples	--	--	--
Home Runs	1	2x (at #23 Auburn)	3/22/24
RBI	1	2x (at #23 Auburn)	3/22/24
Walks	1	5x (Arkansas State)	4/2/24
Stolen Bases	--	--	--

CAREER HIGHS

Category	High	Opponent (Last)	Date
Hits	1	5x (Arkansas State)	4/2/24
Runs	3	James Madison	2/17/24
Doubles	--	--	--
Triples	--	--	--
Home Runs	1	2x (at #23 Auburn)	3/22/24
RBI	1	2x (at #23 Auburn)	3/22/24
Walks	1	5x (Arkansas State)	4/2/24
Stolen Bases	--	--	--




44 PARKER ROWLAND

SEASON HIGHS

Category	High	Opponent (Last)	Date
Hits	1	2x (Oral Roberts)	3/12/24
Runs	1	McNeese	3/9/24
Doubles	--	--	--
Triples	--	--	--
Home Runs	--	--	--
RBI	--	--	--
Walks	3	vs. Michigan	2/25/24
Stolen Bases	--	--	--

CAREER HIGHS

Category	High	Opponent (Last)	Date
Hits	2	6x (Texas A&M)	4/27/23
Runs	2	2x (Texas A&M)	4/28/23
Doubles	1	3x (Illinois State)	3/1/23
Triples	--	--	--
Home Runs	1	2x (Louisiana Tech)	3/10/23
RBI	2	5x (Santa Clara)	6/2/23
Walks	3	vs. Michigan	2/25/24
Stolen Bases	--	--	--



11 JAEWOO CHO

SEASON HIGHS

Category	High	Opponent (Last)	Date
Innings	--	--	--
Longest Start	--	--	--
Shortest Start	--	--	--
Longest Relief	--	--	--
Hits	--	--	--
Runs	--	--	--
Earned Runs	--	--	--
Walks	--	--	--
Strikeouts	--	--	--

CAREER HIGHS

Category	High	Opponent (Last)	Date
Innings	--	--	--
Longest Start	--	--	--
Shortest Start	--	--	--
Longest Relief	--	--	--
Hits	--	--	--
Runs	--	--	--
Earned Runs	--	--	--
Walks	--	--	--
Strikeouts	--	--	--



20 GABE GAECKLE

SEASON HIGHS

Category	High	Opponent (Last)	Date
Innings	2.2	2x (McNeese)	3/9/24
Longest Start	--	--	--
Shortest Start	--	--	--
Longest Relief	2.2	2x (McNeese)	3/9/24
Hits	3	James Madison	2/18/24
Runs	3	2x (at #23 Auburn)	3/24/23
Earned Runs	3	2x (at #23 Auburn)	3/24/23
Walks	2	2x (at #23 Auburn)	3/24/23
Strikeouts	6	vs. Oklahoma State	2/24/24

CAREER HIGHS

Category	High	Opponent (Last)	Date
Innings	2.2	2x (McNeese)	3/9/24
Longest Start	--	--	--
Shortest Start	--	--	--
Longest Relief	2.2	2x (McNeese)	3/9/24
Hits	3	James Madison	2/18/24
Runs	3	2x (at #23 Auburn)	3/24/23
Earned Runs	3	2x (at #23 Auburn)	3/24/23
Walks	2	2x (at #23 Auburn)	3/24/23
Strikeouts	6	vs. Oklahoma State	2/24/24



21 MASON MOLINA

SEASON HIGHS

Category	High	Opponent (Last)	Date
Innings	5.1	Missouri	3/17/24
Longest Start	5.1	Missouri	3/17/24
Shortest Start	3.2	James Madison	2/18/24
Longest Relief	--	--	--
Hits	7	#8 LSU	3/29/24
Runs	4	McNeese	3/10/24
Earned Runs	4	McNeese	3/10/24
Walks	4	at #23 Auburn	3/24/23
Strikeouts	10	3x (Missouri)	3/17/24

CAREER HIGHS

Category	High	Opponent (Last)	Date
Innings	7.0	2x (Kansas)	5/18/23
Longest Start	7.0	2x (Kansas)	5/18/23
Shortest Start	2.2	at Oklahoma	4/14/23
Longest Relief	3.2	West Virginia	4/24/22
Hits	8	TCU	4/1/23
Runs	7	TCU	4/1/23
Earned Runs	7	TCU	4/1/23
Walks	5	at Oklahoma	4/14/23
Strikeouts	13	Kansas	5/18/23



25 BRADY TYGART

SEASON HIGHS

Category	High	Opponent (Last)	Date
Innings	6.0	vs. Oklahoma State	2/24/24
Longest Start	6.0	vs. Oklahoma State	2/24/24
Shortest Start	3.2	at #23 Auburn	3/22/24
Longest Relief	--	--	--
Hits	5	vs. #8 LSU	3/30/24
Runs	4	vs. #8 LSU	3/30/24
Earned Runs	4	vs. #8 LSU	3/30/24
Walks	5	at #23 Auburn	3/22/24
Strikeouts	10	Murray State	3/2/24

CAREER HIGHS

Category	High	Opponent (Last)	Date
Innings	6.0	vs. Oklahoma State	2/24/24
Longest Start	6.0	vs. Oklahoma State	2/24/24
Shortest Start	1.0	Texas A&M	4/28/23
Longest Relief	3.2	Mississippi State	4/3/22
Hits	5	vs. #8 LSU	3/30/24
Runs	4	3x (vs. #8 LSU)	3/30/24
Earned Runs	4	2x (vs. #8 LSU)	3/30/24
Walks	5	at #23 Auburn	3/22/24
Strikeouts	10	Murray State	3/2/24



26 TATE MCGUIRE

SEASON HIGHS

Category	High	Opponent (Last)	Date
Innings	1.0	Grambling	2/27/24
Longest Start	--	--	--
Shortest Start	--	--	--
Longest Relief	1.0	Grambling	2/27/24
Hits	3	Grambling	2/27/24
Runs	1	Grambling	2/27/24
Earned Runs	1	Grambling	2/27/24
Walks	2	James Madison	2/18/24
Strikeouts	3	Grambling	2/27/24

CAREER HIGHS

Category	High	Opponent (Last)	Date
Innings	1.0	Grambling	2/27/24
Longest Start	--	--	--
Shortest Start	--	--	--
Longest Relief	1.0	Grambling	2/27/24
Hits	3	Grambling	2/27/24
Runs	1	Grambling	2/27/24
Earned Runs	1	Grambling	2/27/24
Walks	2	James Madison	2/18/24
Strikeouts	3	Grambling	2/27/24



28 KOTY FRANK

SEASON HIGHS

Category	High	Opponent (Last)	Date
Innings	3.0	vs. #8 LSU	3/30/24
Longest Start	--	--	--
Shortest Start	--	--	--
Longest Relief	3.0	vs. #8 LSU	3/30/24
Hits	5	at #23 Auburn	3/22/24
Runs	2	3x (at #23 Auburn)	3/22/24
Earned Runs	2	UCA	3/5/24
Walks	1	2x (Oral Roberts)	3/12/24
Strikeouts	5	vs. Oklahoma State	2/24/24

CAREER HIGHS

Category	High	Opponent (Last)	Date
Innings	6.2	2x (BYU)	4/14/22
Longest Start	6.2	2x (BYU)	4/14/22
Shortest Start	4.0	Iowa	5/1/22
Longest Relief	4.2	Sam Houston	2/18/22
Hits	10	Michigan	3/25/22
Runs	6	Michigan	3/25/22
Earned Runs	6	Michigan	3/25/22
Walks	4	at Indiana	4/24/22
Strikeouts	10	vs. Northwestern State	3/4/22



31 DYLAN CARTER

SEASON HIGHS

Category	High	Opponent (Last)	Date
Innings	2.0	Little Rock	3/26/24
Longest Start	--	--	--
Shortest Start	--	--	--
Longest Relief	2.0	Little Rock	3/26/24
Hits	2	Oral Roberts	3/12/24
Runs	1	Oral Roberts	3/12/24
Earned Runs	1	Oral Roberts	3/12/24
Walks	1	Arkansas State	4/2/24
Strikeouts	2	Arkansas State	4/2/24

CAREER HIGHS

Category	High	Opponent (Last)	Date
Innings	4.2	#16 Tennessee	4/16/23
Longest Start	--	--	--
Shortest Start	--	--	--
Longest Relief	3.2	Alabama	4/2/23
Hits	6	#16 Tennessee	4/16/23
Runs	6	at #1 LSU	3/25/23
Earned Runs	5	at #1 LSU	3/25/23
Walks	3	at #1 LSU	3/25/23
Strikeouts	3	4x (#16 Tennessee)	4/16/23



32 HUNTER DIETZ

SEASON HIGHS

Category	High	Opponent (Last)	Date
Innings	0.2	vs. #8 LSU	3/30/24
Longest Start	--	--	--
Shortest Start	--	--	--
Longest Relief	0.2	vs. #8 LSU	3/30/24
Hits	1	vs. #8 LSU	3/30/24
Runs	0	vs. #8 LSU	3/30/24
Earned Runs	0	vs. #8 LSU	3/30/24
Walks	1	vs. #8 LSU	3/30/24
Strikeouts	1	vs. #8 LSU	3/30/24

CAREER HIGHS

Category	High	Opponent (Last)	Date
Innings	0.2	vs. #8 LSU	3/30/24
Longest Start	--	--	--
Shortest Start	--	--	--
Longest Relief	0.2	vs. #8 LSU	3/30/24
Hits	1	vs. #8 LSU	3/30/24
Runs	0	vs. #8 LSU	3/30/24
Earned Runs	0	vs. #8 LSU	3/30/24
Walks	1	vs. #8 LSU	3/30/24
Strikeouts	1	vs. #8 LSU	3/30/24



33 HAGEN SMITH

SEASON HIGHS

Category	High	Opponent (Last)	Date
Innings	6.0	5x (#8 LSU)	3/28/24
Longest Start	6.0	5x (#8 LSU)	3/28/24
Shortest Start	1.0	James Madison	2/16/24
Longest Relief	--	--	--
Hits	5	#8 LSU	3/28/24
Runs	3	James Madison	2/16/24
Earned Runs	3	James Madison	2/16/24
Walks	3	McNeese	3/9/24
Strikeouts	17	vs. #7 Oregon State	2/23/24

CAREER HIGHS

Category	High	Opponent (Last)	Date
Innings	7.0	2x (LSU)	4/15/22
Longest Start	7.0	2x (LSU)	4/15/22
Shortest Start	1.0	2x (James Madison)	2/16/24
Longest Relief	4.2	at #1 LSU	3/24/23
Hits	7	2x (Ole Miss)	4/30/22
Runs	8	#17 TCU	6/4/23
Earned Runs	8	#17 TCU	6/4/23
Walks	5	3x (at Mississippi State)	5/5/23
Strikeouts	17	vs. #7 Oregon State	2/23/24



34 DIEGO RAMOS

SEASON HIGHS

Category	High	Opponent (Last)	Date
Innings	--	--	--
Longest Start	--	--	--
Shortest Start	--	--	--
Longest Relief	--	--	--
Hits	--	--	--
Runs	--	--	--
Earned Runs	--	--	--
Walks	--	--	--
Strikeouts	--	--	--

CAREER HIGHS

Category	High	Opponent (Last)	Date
Innings	--	--	--
Longest Start	--	--	--
Shortest Start	--	--	--
Longest Relief	--	--	--
Hits	--	--	--
Runs	--	--	--
Earned Runs	--	--	--
Walks	--	--	--
Strikeouts	--	--	--



36 PARKER COIL

SEASON HIGHS

Category	High	Opponent (Last)	Date
Innings	2.0	Grambling	2/27/24
Longest Start	--	--	--
Shortest Start	--	--	--
Longest Relief	2.0	Grambling	2/27/24
Hits	4	James Madison	2/17/24
Runs	4	James Madison	2/17/24
Earned Runs	4	James Madison	2/17/24
Walks	1	James Madison	2/17/24
Strikeouts	3	McNeese	3/9/24

CAREER HIGHS

Category	High	Opponent (Last)	Date
Innings	3.2	Army	3/7/23
Longest Start	3.2	Army	3/7/23
Shortest Start	2.0	vs. Lipscomb	5/2/23
Longest Relief	2.2	at Missouri State	4/25/23
Hits	6	Army	3/7/23
Runs	4	2x (James Madison)	2/17/24
Earned Runs	4	2x (James Madison)	2/17/24
Walks	3	vs. #15 TCU	2/18/23
Strikeouts	4	UNLV	3/14/23



37 JAKE FAHERTY

SEASON HIGHS

Category	High	Opponent (Last)	Date
Innings	1.0	2x (Arkansas State)	4/2/24
Longest Start	--	--	--
Shortest Start	--	--	--
Longest Relief	1.0	2x (Arkansas State)	4/2/24
Hits	1	3x (McNeese)	3/9/24
Runs	1	2x (vs. Oklahoma State)	2/24/24
Earned Runs	1	vs. Oklahoma State	2/24/24
Walks	2	2x (McNeese)	3/9/24
Strikeouts	3	Arkansas State	4/2/24

CAREER HIGHS

Category	High	Opponent (Last)	Date
Innings	1.0	2x (Arkansas State)	4/2/24
Longest Start	--	--	--
Shortest Start	--	--	--
Longest Relief	1.0	2x (Arkansas State)	4/2/24
Hits	1	3x (McNeese)	3/9/24
Runs	3	Wright State	3/4/23
Earned Runs	3	Wright State	3/4/23
Walks	3	Wright State	3/4/23
Strikeouts	3	Arkansas State	4/2/24



38 COLIN FISHER

SEASON HIGHS

Category	High	Opponent (Last)	Date
Innings	5.0	James Madison	2/19/24
Longest Start	5.0	James Madison	2/19/24
Shortest Start	1.0	Grambling	2/27/24
Longest Relief	2.2	at #23 Auburn	3/24/23
Hits	4	2x (at #23 Auburn)	3/24/23
Runs	2	2x (at #23 Auburn)	3/24/23
Earned Runs	2	2x (at #23 Auburn)	3/24/23
Walks	1	4x (Arkansas State)	4/2/24
Strikeouts	6	vs. Oklahoma State	2/24/23

CAREER HIGHS

Category	High	Opponent (Last)	Date
Innings	5.0	James Madison	2/19/24
Longest Start	5.0	James Madison	2/19/24
Shortest Start	1.0	Grambling	2/27/24
Longest Relief	2.2	at #23 Auburn	3/24/23
Hits	4	2x (at #23 Auburn)	3/24/23
Runs	2	2x (at #23 Auburn)	3/24/23
Earned Runs	2	2x (at #23 Auburn)	3/24/23
Walks	1	4x (Arkansas State)	4/2/24
Strikeouts	6	vs. Oklahoma State	2/24/23



40 BEN BYBEE

SEASON HIGHS

Category	High	Opponent (Last)	Date
Innings	3.0	Little Rock	3/26/24
Longest Start	3.0	Little Rock	3/26/24
Shortest Start	--	--	--
Longest Relief	1.0	Arkansas State	4/2/24
Hits	1	2x (Arkansas State)	4/2/24
Runs	0	2x (Arkansas State)	4/2/24
Earned Runs	0	2x (Arkansas State)	4/2/24
Walks	1	Arkansas State	4/2/24
Strikeouts	5	Little Rock	3/26/24

CAREER HIGHS

Category	High	Opponent (Last)	Date
Innings	5.0	UNLV	3/15/23
Longest Start	5.0	UNLV	3/15/23
Shortest Start	0.2	Alabama	4/2/23
Longest Relief	2.0	2x (at Missouri State)	4/25/23
Hits	6	UNLV	3/15/23
Runs	3	5x (#17 TCU)	6/4/23
Earned Runs	3	3x (#17 TCU)	6/4/23
Walks	4	#16 Tennessee	4/16/23
Strikeouts	6	Little Rock	4/12/23



41 WILL McENTIRE

SEASON HIGHS

Category	High	Opponent (Last)	Date
Innings	5.2	James Madison	2/16/24
Longest Start	--	--	--
Shortest Start	--	--	--
Longest Relief	5.2	James Madison	2/16/24
Hits	5	McNeese	3/9/24
Runs	2	2x (#8 LSU)	3/28/24
Earned Runs	2	2x (#8 LSU)	3/28/24
Walks	2	#8 LSU	3/28/24
Strikeouts	8	#8 LSU	3/28/24

CAREER HIGHS

Category	High	Opponent (Last)	Date
Innings	9.0	Louisiana Tech	3/11/23
Longest Start	9.0	Louisiana Tech	3/11/23
Shortest Start	1.1	vs. #15 TCU	2/18/23
Longest Relief	6.0	#6 South Carolina	5/13/23
Hits	9	at #1 LSU	3/25/23
Runs	7	at #1 LSU	3/25/23
Earned Runs	7	at #1 LSU	3/25/23
Walks	4	2x (at #6 Oklahoma State)	6/5/22
Strikeouts	9	2x (#6 South Carolina)	5/13/23



45 GAGE WOOD

SEASON HIGHS

Category	High	Opponent (Last)	Date
Innings	2.1	2x (McNeese)	3/10/24
Longest Start	--	--	--
Shortest Start	--	--	--
Longest Relief	2.1	2x (McNeese)	3/10/24
Hits	3	2x (McNeese)	3/10/24
Runs	1	3x (McNeese)	3/10/24
Earned Runs	1	3x (McNeese)	3/10/24
Walks	1	2x (Missouri)	3/17/24
Strikeouts	4	James Madison	2/16/24

CAREER HIGHS

Category	High	Opponent (Last)	Date
Innings	3.1	#6 South Carolina	5/12/23
Longest Start	--	--	--
Shortest Start	--	--	--
Longest Relief	3.1	#6 South Carolina	5/12/23
Hits	3	6x (McNeese)	3/10/24
Runs	5	at #12 Vanderbilt	5/19/23
Earned Runs	5	at #12 Vanderbilt	5/19/23
Walks	3	at Mississippi State	5/5/23
Strikeouts	6	#16 Tennessee	4/15/23



46 CHRISTIAN FOUTCH

SEASON HIGHS

Category	High	Opponent (Last)	Date
Innings	2.0	2x (#8 LSU)	3/29/24
Longest Start	--	--	--
Shortest Start	--	--	--
Longest Relief	2.0	2x (#8 LSU)	3/29/24
Hits	3	James Madison	2/18/24
Runs	1	James Madison	2/18/24
Earned Runs	1	James Madison	2/18/24
Walks	1	Grambling	2/27/24
Strikeouts	2	James Madison	2/18/24

CAREER HIGHS

Category	High	Opponent (Last)	Date
Innings	2.0	4x (#8 LSU)	3/29/24
Longest Start	--	--	--
Shortest Start	--	--	--
Longest Relief	2.0	4x (#8 LSU)	3/29/24
Hits	6	Little Rock	4/12/23
Runs	4	Little Rock	4/12/23
Earned Runs	4	Little Rock	4/12/23
Walks	2	3x (vs. Lipscomb)	5/2/23
Strikeouts	2	3x (James Madison)	2/18/24



49 STONE HEWLETT

SEASON HIGHS

Category	High	Opponent (Last)	Date
Innings	1.0	3x (Little Rock)	3/26/24
Longest Start	--	--	--
Shortest Start	--	--	--
Longest Relief	1.0	3x (Little Rock)	3/26/24
Hits	1	2x (Oral Roberts)	3/12/24
Runs	1	vs. #7 Oregon State	2/23/24
Earned Runs	1	vs. #7 Oregon State	2/23/24
Walks	1	James Madison	2/19/24
Strikeouts	4	UCA	3/5/24

CAREER HIGHS

Category	High	Opponent (Last)	Date
Innings	3.1	2x (Oakland)	2/27/23
Longest Start	2.0	at Charleston Southern	3/8/22
Shortest Start	--	--	--
Longest Relief	3.1	2x (Oakland)	2/27/23
Hits	6	2x (Air Force)	4/26/22
Runs	6	2x (Air Force)	4/26/22
Earned Runs	6	2x (Air Force)	4/26/22
Walks	2	7x (Wichita State)	3/8/23
Strikeouts	4	2x (UCA)	3/5/24



48 COOPER DOSSETT

SEASON HIGHS

Category	High	Opponent (Last)	Date
Innings	1.1	2x (at #23 Auburn)	3/22/24
Longest Start	--	--	--
Shortest Start	--	--	--
Longest Relief	1.1	2x (at #23 Auburn)	3/22/24
Hits	2	at #23 Auburn	3/24/23
Runs	2	2x (at #23 Auburn)	3/24/23
Earned Runs	2	2x (at #23 Auburn)	3/24/23
Walks	1	UCA	3/5/24
Strikeouts	3	Grambling	2/27/24

CAREER HIGHS

Category	High	Opponent (Last)	Date
Innings	1.1	2x (at #23 Auburn)	3/22/24
Longest Start	--	--	--
Shortest Start	--	--	--
Longest Relief	1.1	2x (at #23 Auburn)	3/22/24
Hits	2	2x (at #23 Auburn)	3/24/23
Runs	4	vs. #15 TCU	2/18/23
Earned Runs	4	vs. #15 TCU	2/18/23
Walks	3	vs. #15 TCU	2/18/23
Strikeouts	3	Grambling	2/27/24



51 JACK SMITH

SEASON HIGHS

Category	High	Opponent (Last)	Date
Innings	--	--	--
Longest Start	--	--	--
Shortest Start	--	--	--
Longest Relief	--	--	--
Hits	--	--	--
Runs	--	--	--
Earned Runs	--	--	--
Walks	--	--	--
Strikeouts	--	--	--

CAREER HIGHS

Category	High	Opponent (Last)	Date
Innings	--	--	--
Longest Start	--	--	--
Shortest Start	--	--	--
Longest Relief	--	--	--
Hits	--	--	--
Runs	--	--	--
Earned Runs	--	--	--
Walks	--	--	--
Strikeouts	--	--	--



61 ADAM HACHMAN

SEASON HIGHS

Category	High	Opponent (Last)	Date
Innings	--	--	--
Longest Start	--	--	--
Shortest Start	--	--	--
Longest Relief	--	--	--
Hits	--	--	--
Runs	--	--	--
Earned Runs	--	--	--
Walks	--	--	--
Strikeouts	--	--	--

CAREER HIGHS

Category	High	Opponent (Last)	Date
Innings	--	--	--
Longest Start	--	--	--
Shortest Start	--	--	--
Longest Relief	--	--	--
Hits	--	--	--
Runs	--	--	--
Earned Runs	--	--	--
Walks	--	--	--
Strikeouts	--	--	--



Record: 24-3 Home: 20-1 Away: 2-1 Neutral: 2-1 SEC: 8-1

Player	avg	gp-gs	ab	r	h	2b	3b	hr	rbi	tb	slg%	bb	hp	so	gdp	ob%	sf	sh	sb-att	po	a	e	fld%	
10 Peyton Stovall	.345	15-15	58	14	20	3	0	4	17	35	.603	8	3	13	0	.443	1	0	1-2	17	34	0	1.000	
24 Peyton Holt	.340	19-14	53	13	18	1	1	0	7	21	.396	6	4	6	0	.444	0	0	2-3	10	25	2	.946	
6 Ben McLaughlin	.315	27-27	92	22	29	6	0	4	23	47	.511	23	1	13	4	.449	2	0	0-0	171	17	1	.995	
3 Nolan Souza	.311	17-15	45	12	14	3	0	4	13	29	.644	10	2	14	0	.456	0	0	3-3	5	6	0	1.000	
19 Will Edmunson	.306	20-12	49	18	15	4	0	1	8	22	.449	7	3	6	2	.424	0	0	5-6	16	0	0	1.000	
12 Jared Sprague-Lott	.296	20-20	71	18	21	4	0	2	10	31	.437	15	3	12	1	.438	0	2	1-1	15	30	5	.900	
14 Ross Lovich	.292	18-14	48	13	14	3	1	2	15	25	.521	6	4	13	2	.407	1	0	1-1	11	0	1	.917	
5 Kendall Diggs	.280	27-27	100	21	28	8	1	6	21	56	.560	21	0	22	0	.402	1	0	2-3	33	3	1	.973	
9 Wehiwa Aloy	.277	27-27	101	21	28	2	0	6	26	48	.475	14	6	21	3	.393	1	0	5-5	20	44	1	.985	
8 Hudson White	.268	20-19	71	12	19	7	0	1	10	29	.408	10	3	14	1	.376	1	0	0-1	188	8	1	.995	
1 Ty Wilmsmeyer	.258	21-19	66	12	17	1	0	1	12	21	.318	8	2	18	2	.355	0	2	1-2	32	1	0	1.000	

4 Jack Wagner	.286	8-5	21	4	6	2	0	2	5	14	.667	3	1	5	1	.385	1	0	1-1	10	1	2	.846	
13 Jayson Jones	.195	13-11	41	7	8	1	0	3	13	18	.439	4	1	11	1	.283	0	0	1-1	13	1	0	1.000	
16 Hudson Polk	.188	7-4	16	4	3	0	0	1	5	6	.375	4	0	5	1	.333	1	0	0-0	11	0	0	1.000	
44 Parker Rowland	.182	6-5	11	1	2	0	0	0	0	2	.182	6	0	3	0	.471	0	1	0-0	53	0	3	.946	
27 Ryder Helfrick	.172	11-9	29	11	5	0	0	2	2	11	.379	5	3	8	2	.351	0	1	0-0	92	7	0	1.000	
Totals	.283	27	872	203	247	45	3	39	187	415	.476	150	36	184	20	.406	9	6	23-29	709	206	18	.981	
Opponents	.193	27	835	73	161	20	1	18	68	237	.284	80	28	347	14	.284	5	10	19-23	658	231	31	.966	

LOB - Team (212), Opp (177). DPs turned - Team (17), Opp (27). CI - Team (1), White 1. IBB - Team (2), Sprague-Lott 1, McLaughlin 1, Opp (1). Picked off - White 1, Wilmsmeyer 1.

(All games Sorted by Earned run avg)

Player	era	w-l	app	gs	cg	sho	sv	ip	h	r	er	bb	so	2b	3b	hr	b/avg	wp	hp	bk	sfa	sha		
33 Hagen Smith	1.54	5-0	7	7	0	0/2	0	35.0	16	6	6	10	72	1	0	4	.136	1	2	0	0	2		
41 Will McEntire	1.93	2-0	13	0	0	0/3	3	32.2	22	8	7	6	41	5	0	1	.191	3	0	0	1	0		
38 Colin Fisher	2.25	5-1	8	5	0	0/2	0	20.0	18	6	5	4	21	0	0	3	.240	0	3	0	0	1		
25 Brady Tygart	2.51	3-0	7	7	0	0/1	0	32.1	20	9	9	16	42	1	0	4	.185	1	10	1	0	3		
21 Mason Molina	3.00	3-0	7	7	0	0/0	0	33.0	19	11	11	18	54	3	0	2	.171	1	6	1	0	2		

40 Ben Bybee	0.00	1-0	2	1	0	0/2	0	4.0	2	0	0	1	7	0	0	0	.143	0	0	0	0	0		
32 Hunter Dietz	0.00	0-0	1	0	0	0/0	0	0.2	1	0	0	1	1	0	0	0	.333	0	1	0	0	0		
46 Christian Foutch	1.23	0-0	5	0	0	0/2	0	7.1	6	1	1	1	4	1	0	1	.250	2	0	0	1	0		
49 Stone Hewlett	1.50	1-0	11	0	0	0/2	1	6.0	2	1	1	1	14	0	0	0	.091	1	0	0	0	0		
31 Dylan Carter	2.08	0-0	4	0	0	0/2	0	4.1	2	1	1	1	2	1	0	0	.143	0	0	0	1	0		
45 Gage Wood	2.53	2-0	9	0	0	0/1	1	10.2	11	3	3	2	17	1	1	1	.262	0	1	0	0	1		
37 Jake Faherty	2.70	0-0	5	0	0	0/1	1	3.1	3	2	1	5	8	1	0	0	.250	1	1	0	1	0		
28 Koty Frank	3.06	1-0	11	0	0	0/1	3	17.2	16	8	6	2	19	4	0	1	.239	0	2	0	1	0		
20 Gabe Gaeckle	3.71	0-2	10	0	0	0/1	5	17.0	9	7	7	7	24	1	0	0	.145	1	0	0	0	0		
26 Tate McGuire	5.40	0-0	2	0	0	0/0	0	1.2	3	1	1	2	4	1	0	0	.375	0	1	0	0	0		
48 Cooper Dossett	5.68	1-0	7	0	0	0/2	0	6.1	2	4	4	2	11	0	0	1	.100	0	1	0	0	0		
36 Parker Coil	10.38	0-0	4	0	0	0/1	0	4.1	9	5	5	1	6	0	0	0	.450	0	0	0	0	1		
Totals	2.59	24-3	27	27	0	6/6	14	236.1	161	73	68	80	347	20	1	18	.193	11	28	2	5	10		
Opponents	7.10	3-24	27	27	0	0/0	1	219.1	247	203	173	150	184	45	3	39	.283	23	36	1	9	6		

PB - Team (3), White 2, Helfrick 1, Opp (2). Pickoffs - Team (5), Molina 2, Tygart 1, Smith, H. 1, Fisher 1, Opp (2). SBA/ATT - White (9-10), Rowland (8-8), Molina (5-7), Tygart (3-4), Hewlett (4-4), Helfrick (2-4), Smith, H. (2-2), Frank (2-2), Coil (1-1), Wood (1-1), Dossett (0-1), McEntire (1-1).

Record: 8-1 Home: 6-0 Away: 2-1 SEC: 8-1

Player	avg	gp-gs	ab	r	h	2b	3b	hr	rbi	tb	slg%	bb	hp	so	gdp	ob%	sf	sh	sb-att	po	a	e	fld%
10 Peyton Stovall	.382	9-9	34	6	13	3	0	2	8	22	.647	5	2	9	0	.476	1	0	1-2	15	28	0	1.000
8 Hudson White	.323	8-8	31	3	10	2	0	0	2	12	.387	2	2	6	0	.400	0	0	0-1	79	3	1	.988
19 Will Edmunson	.313	6-4	16	5	5	2	0	0	3	7	.438	2	1	2	0	.421	0	0	1-1	5	0	0	1.000
9 Wehiwa Aloy	.281	9-9	32	6	9	0	0	3	6	18	.563	7	2	6	0	.429	1	0	2-2	7	18	0	1.000
1 Ty Wilmsmeyer	.267	9-8	30	6	8	1	0	0	5	9	.300	2	1	7	1	.333	0	0	0-0	14	1	0	1.000
5 Kendall Diggs	.216	9-9	37	6	8	2	1	3	9	21	.568	4	0	9	0	.293	0	0	0-1	11	1	0	1.000
6 Ben McLaughlin	.200	9-9	30	5	6	1	0	2	5	13	.433	9	0	5	0	.366	2	0	0-0	65	5	0	1.000
3 Nolan Souza	.200	7-6	20	4	4	0	0	2	3	10	.500	3	1	8	0	.333	0	0	1-1	0	0	0	.000
14 Ross Lovich	.200	6-5	15	5	3	0	1	1	5	8	.533	3	1	5	1	.368	0	0	0-0	4	0	1	.800
12 Jared Sprague-Lott	.172	8-8	29	5	5	0	0	1	4	8	.276	5	1	6	1	.314	0	1	0-0	5	12	0	1.000

27 Ryder Helfrick	.400	2-1	5	2	2	0	0	1	1	5	1.000	0	0	1	0	.400	0	0	0-0	12	1	0	1.000
4 Jack Wagner	.250	1-1	4	1	1	0	0	1	1	4	1.000	1	0	2	0	.400	0	0	0-0	0	0	0	.000
24 Peyton Holt	.000	2-1	4	0	0	0	0	0	0	0	.000	1	0	2	0	.200	0	0	0-0	0	1	0	1.000
44 Parker Rowland	.000	2-2	4	0	0	0	0	0	0	0	.000	1	0	2	0	.200	0	0	0-0	22	0	2	.917
13 Jayson Jones	.000	1-1	2	0	0	0	0	0	0	0	.000	0	1	0	0	.333	0	0	0-0	0	0	0	.000
16 Hudson Polk	.000	1-0	2	0	0	0	0	0	0	0	.000	0	0	1	1	.000	0	0	0-0	0	0	0	.000
Totals	.251	9	295	54	74	11	2	16	52	137	.464	45	12	71	4	.368	4	1	5-8	243	77	4	.988
Opponents	.205	9	283	26	58	10	0	10	23	98	.346	31	9	110	7	.302	1	3	8-11	229	65	7	.977

LOB - Team (74), Opp (59). DPs turned - Team (9), Opp (7). CI - Team (1), White 1.

(SEC games only Sorted by Earned run avg)

Player	era	w-l	app	gs	cg	sho	sv	ip	h	r	er	bb	so	2b	3b	hr	b/avg	wp	hp	bk	sfa	sha	
33 Hagen Smith	1.00	3-0	3	3	0	0/2	0	18.0	10	2	2	3	32	1	0	2	.161	1	1	0	0	1	
41 Will McEntire	1.59	1-0	5	0	0	0/2	2	11.1	5	2	2	4	19	2	0	0	.132	1	0	0	0	0	
21 Mason Molina	2.35	1-0	3	3	0	0/0	0	15.1	11	4	4	10	21	1	0	0	.212	0	3	0	0	1	
25 Brady Tygart	5.11	0-0	3	3	0	0/1	0	12.1	9	7	7	9	14	1	0	3	.209	1	3	1	0	1	

46 Christian Foutch	0.00	0-0	2	0	0	0/1	0	4.0	2	0	0	0	1	1	0	0	.167	1	0	0	1	0	
45 Gage Wood	0.00	0-0	2	0	0	0/0	0	1.2	2	0	0	1	3	1	0	0	.333	0	1	0	0	0	
49 Stone Hewlett	0.00	1-0	4	0	0	0/0	1	1.1	0	0	0	0	4	0	0	0	.000	0	0	0	0	0	
32 Hunter Dietz	0.00	0-0	1	0	0	0/0	0	0.2	1	0	0	1	1	0	0	0	.333	0	1	0	0	0	
28 Koty Frank	3.18	1-0	3	0	0	0/0	0	5.2	7	3	2	0	6	2	0	1	.318	0	0	0	0	0	
20 Gabe Gaeckle	5.79	0-1	4	0	0	0/1	1	4.2	3	3	3	2	5	1	0	0	.176	0	0	0	0	0	
38 Colin Fisher	7.36	0-0	2	0	0	0/0	0	3.2	6	3	3	0	1	0	0	3	.375	0	0	0	0	0	
48 Cooper Dossett	7.71	1-0	3	0	0	0/1	0	2.1	2	2	2	1	3	0	0	1	.250	0	0	0	0	0	
Totals	2.78	8-1	9	9	0	3/3	4	81.0	58	26	25	31	110	10	0	10	.205	4	9	1	1	3	
Opponents	5.54	1-8	9	9	0	0/0	1	76.1	74	54	47	45	71	11	2	16	.251	9	12	0	4	1	

Pickoffs - Team (2), Smith, H. 1, Molina 1. SBA/ATT - Rowland (5-5), White (3-4), Tygart (3-3), Molina (1-3), Frank (2-2), Smith, H. (2-2), Dossett (0-1), Helfrick (0-1).



Score by innings	1	2	3	4	5	6	7	8	9	EX	Total
Arkansas	23	15	37	32	30	38	8	18	1	1	203
Opponents	6	2	7	7	11	16	11	6	6	1	73

Record when ...

Overall	24-3	After 6 leading	22-1
Conference	8-1 trailing	1-1
Non-Conference	16-2 tied	1-1
Home games	20-1	After 7 leading	18-1
Away games	2-1 trailing	0-2
Neutral site	2-1 tied	2-0
Day games	16-2	After 8 leading	15-1
Night games	8-1 trailing	0-2
vs Left starter	6-0 tied	2-0
vs Right starter	18-3		
1-Run games	5-1	Hit 0 home runs	6-2
2-Run games	6-1	... 1 home run	6-1
5+Run games	10-0	... 2+ home runs	12-0
Extra innings	1-1		
Shutouts	6-0	Opponent 0 home runs	15-1
	 1 home run	6-1
Scoring 0-2 runs	1-1 2+ HRs	3-1
..... 3-5 runs	8-1		
..... 6-9 runs	8-1	Made 0 errors	16-0
..... 10+ runs	7-0 1 error	4-2
	 2+ errors	4-1
Opponent 0-2 runs	13-1		
..... 3-5 runs	10-0	Opp. made 0 errors	6-1
..... 6-9 runs	1-2 1 error	11-1
..... 10+ runs	0-0 2+ errors	7-1
Scored in 1st inning	10-1	Out-hit opponent	17-1
Opp. scored in 1st	4-0	Out-hit by opponent	4-0
Scores first	17-3	Hits are tied	3-2
Opp. scores first	7-0		

Record when team scores:

Runs	0	1	2	3	4	5	6	7	8	9	10+
W-L	0-0	1-1	0-0	1-1	4-0	3-0	3-1	2-0	1-0	2-0	7-0

Record when opponent scores:

Runs	0	1	2	3	4	5	6	7	8	9	10+
W-L	6-0	6-0	1-1	3-0	3-0	4-0	0-0	1-1	0-1	0-0	0-0

Record when leading after:

Inn.	1	2	3	4	5	6	7	8
W-L	8-1	12-1	18-1	21-1	21-2	22-1	18-1	15-1

Record when trailing after:

Inn.	1	2	3	4	5	6	7	8
W-L	3-0	2-0	3-0	0-0	0-0	1-1	0-2	0-2

Record when tied after:

Inn.	1	2	3	4	5	6	7	8
W-L	13-2	10-2	3-2	3-2	3-1	1-1	2-0	2-0

Current winning streak: 5
 Longest winning streak: 15
 Longest losing streak: 1

Home attendance : 195600 (20 dates avg = 9780)
 Away attendance : 50271 (6 dates avg = 8378)
 Total attendance: 245871 (26 dates avg = 9456)

A ||| MISCELLANEOUS STATS

Multiple Hit Games	2	3	4	5+	Total
6 Ben McLaughlin	6	1	1	-	8
5 Kendall Diggs	8	-	-	-	8
12 Jared Sprague-Lott	6	1	-	-	7
10 Peyton Stovall	6	1	-	-	7
9 Wehiwa Aloy	5	1	-	-	6
24 Peyton Holt	4	1	-	-	5
19 Will Edmunson	3	1	-	-	4
14 Ross Lovich	3	1	-	-	4
3 Nolan Souza	2	2	-	-	4
8 Hudson White	3	1	-	-	4
1 Ty Wilmsmeyer	3	1	-	-	4
13 Jayson Jones	1	-	-	-	1
TEAM	50	11	1	0	62

Multiple RBI Games	2	3	4	5+	Total
6 Ben McLaughlin	2	4	-	-	6
5 Kendall Diggs	5	1	-	-	6
14 Ross Lovich	3	1	1	-	5
9 Wehiwa Aloy	1	1	3	-	5
10 Peyton Stovall	3	2	-	-	5
3 Nolan Souza	1	2	1	-	4
1 Ty Wilmsmeyer	1	1	-	1	3
13 Jayson Jones	2	-	-	1	3
12 Jared Sprague-Lott	2	1	-	-	3
19 Will Edmunson	2	-	-	-	2
8 Hudson White	2	-	-	-	2
16 Hudson Polk	-	-	1	-	1
4 Jack Wagner	1	-	-	-	1
TEAM	25	13	6	2	46

Hitting Streaks	Longest	Current
5 Kendall Diggs	11	-
9 Wehiwa Aloy	10	10
12 Jared Sprague-Lott	8	-
6 Ben McLaughlin	7	1
10 Peyton Stovall	6	-
24 Peyton Holt	5	1
4 Jack Wagner	4	-
14 Ross Lovich	4	1
8 Hudson White	4	4
19 Will Edmunson	4	2
13 Jayson Jones	4	-
3 Nolan Souza	3	1
1 Ty Wilmsmeyer	3	3
27 Ryder Helfrick	2	2
44 Parker Rowland	2	-
16 Hudson Polk	2	-

Reached Base Streaks	Longest	Current
9 Wehiwa Aloy	17	17
10 Peyton Stovall	15	15
6 Ben McLaughlin	13	1
5 Kendall Diggs	12	6
3 Nolan Souza	11	3
12 Jared Sprague-Lott	9	5
13 Jayson Jones	7	-
1 Ty Wilmsmeyer	7	3
24 Peyton Holt	5	2
14 Ross Lovich	5	4
19 Will Edmunson	5	2
44 Parker Rowland	5	-
8 Hudson White	5	4
27 Ryder Helfrick	4	4
4 Jack Wagner	4	-
16 Hudson Polk	2	-

**Starting Lineup By Position
(Team W-L record when starter)**

PITCHER:		
33 Hagen Smith	7	(7-0)
21 Mason Molina	7	(5-2)
25 Brady Tygart	7	(6-1)
38 Colin Fisher	5	(5-0)
40 Ben Bybee	1	(1-0)
CATCHER:		
8 Hudson White	13	(11-2)
27 Ryder Helfrick	8	(7-1)
44 Parker Rowland	5	(5-0)
16 Hudson Polk	1	(1-0)
FIRST BASE:		
6 Ben McLaughlin	25	(23-2)
4 Jack Wagner	2	(1-1)
SECOND BASE:		
10 Peyton Stovall	12	(11-1)
3 Nolan Souza	8	(7-1)
24 Peyton Holt	7	(6-1)
THIRD BASE:		
12 Jared Sprague-Lot	20	(18-2)
24 Peyton Holt	7	(6-1)
SHORTSTOP:		
9 Wehiwa Aloy	27	(24-3)
LEFT FIELD:		
13 Jayson Jones	11	(10-1)
14 Ross Lovich	10	(9-1)
19 Will Edmunson	6	(5-1)
CENTER FIELD:		
1 Ty Wilmsmeyer	19	(16-3)
19 Will Edmunson	6	(6-0)
14 Ross Lovich	2	(2-0)
RIGHT FIELD:		
5 Kendall Diggs	26	(23-3)
14 Ross Lovich	1	(1-0)
DESIGNATED HITTER:		
3 Nolan Souza	7	(6-1)
8 Hudson White	6	(5-1)
10 Peyton Stovall	3	(3-0)
16 Hudson Polk	3	(3-0)
4 Jack Wagner	3	(3-0)
6 Ben McLaughlin	2	(1-1)
5 Kendall Diggs	1	(1-0)
27 Ryder Helfrick	1	(1-0)
14 Ross Lovich	1	(1-0)

**Starting Lineup By Lineup Spot
(Team W-L record when starter)**

LEADOFF:		
10 Peyton Stovall	12	(11-1)
19 Will Edmunson	5	(5-0)
8 Hudson White	4	(3-1)
5 Kendall Diggs	3	(2-1)
14 Ross Lovich	3	(3-0)
2ND SPOT:		
5 Kendall Diggs	12	(10-2)
9 Wehiwa Aloy	7	(7-0)
6 Ben McLaughlin	3	(3-0)
8 Hudson White	3	(2-1)
10 Peyton Stovall	2	(2-0)
3RD SPOT:		
9 Wehiwa Aloy	13	(11-2)
6 Ben McLaughlin	8	(7-1)
5 Kendall Diggs	5	(5-0)
12 Jared Sprague-Lot	1	(1-0)
CLEANUP:		
6 Ben McLaughlin	11	(9-2)
9 Wehiwa Aloy	4	(3-1)
5 Kendall Diggs	4	(4-0)
12 Jared Sprague-Lot	3	(3-0)
16 Hudson Polk	2	(2-0)
8 Hudson White	2	(2-0)
24 Peyton Holt	1	(1-0)
5TH SPOT:		
12 Jared Sprague-Lot	5	(5-0)
6 Ben McLaughlin	5	(5-0)
5 Kendall Diggs	3	(3-0)
4 Jack Wagner	3	(2-1)
27 Ryder Helfrick	3	(2-1)
14 Ross Lovich	3	(3-0)
8 Hudson White	2	(1-1)
9 Wehiwa Aloy	1	(1-0)
24 Peyton Holt	1	(1-0)
3 Nolan Souza	1	(1-0)
6TH SPOT:		
13 Jayson Jones	6	(5-1)
24 Peyton Holt	5	(5-0)
14 Ross Lovich	5	(4-1)
12 Jared Sprague-Lot	5	(5-0)
16 Hudson Polk	2	(2-0)
10 Peyton Stovall	1	(1-0)
3 Nolan Souza	1	(0-1)
9 Wehiwa Aloy	1	(1-0)
4 Jack Wagner	1	(1-0)
7TH SPOT:		
3 Nolan Souza	8	(8-0)
8 Hudson White	4	(4-0)
24 Peyton Holt	4	(2-2)
13 Jayson Jones	3	(3-0)
19 Will Edmunson	3	(3-0)
12 Jared Sprague-Lot	2	(1-1)
14 Ross Lovich	2	(2-0)
9 Wehiwa Aloy	1	(1-0)
8TH SPOT:		
3 Nolan Souza	5	(4-1)
44 Parker Rowland	4	(4-0)
12 Jared Sprague-Lot	4	(3-1)
8 Hudson White	3	(3-0)
19 Will Edmunson	3	(2-1)
24 Peyton Holt	2	(2-0)
27 Ryder Helfrick	2	(2-0)
13 Jayson Jones	2	(2-0)
4 Jack Wagner	1	(1-0)



STARTERS SUMMARY

Player	GS	Position											Batting Order								
		p	c	1b	2b	3b	ss	lf	cf	rf	of	dh	1st	2nd	3rd	4th	5th	6th	7th	8th	9th
5 Kendall Diggs	27	26	.	1	3	12	5	4	3
6 Ben McLaughlin	27	.	.	25	2	.	3	8	11	5
9 Wehiwa Aloy	27	27	7	13	4	1	1	1	.	.
12 Jared Sprague-	20	20	1	3	5	5	2	4	.
8 Hudson White	19	.	13	6	4	3	.	2	2	.	4	3	1
1 Ty Wilmsmeyer	19	19	19
3 Nolan Souza	15	.	.	.	8	7	1	1	8	5	.
10 Peyton Stovall	15	.	.	.	12	3	12	2	.	.	.	1	.	.	.
24 Peyton Holt	14	.	.	.	7	7	1	1	5	4	2	1
14 Ross Lovich	14	10	2	1	.	1	3	.	.	.	3	5	2	1	.
19 Will Edmunson	12	6	6	.	.	.	5	3	3	1
13 Jayson Jones	11	11	6	3	2	.
27 Ryder Helfrick	9	.	8	1	3	.	.	2	4
33 Hagen Smith	7	7
21 Mason Molina	7	7
25 Brady Tygart	7	7
44 Parker Rowlan	5	.	5	4	1
38 Colin Fisher	5	5
4 Jack Wagner	5	.	.	2	3	3	1	.	1	.
16 Hudson Polk	4	.	1	3	.	.	2	.	2
40 Ben Bybee	1	1



#9 Wehiwa Aloy - 27 games (All games)

Date	Opponent	Pos	AB	R	H	RBI	2B	3B	HR	BB	SB	CS	HBP	SAC	SF	GDP	K	PO	A	E	Avg
Feb 16	JAMES MADISON	*ss	3	1	0	0	0	0	0	1	0	0	0	0	0	0	2	2	4	0	.000
Feb 17	JAMES MADISON	*ss	5	1	1	2	0	0	0	1	0	0	0	0	0	1	2	0	1	0	.125
Feb 18	JAMES MADISON	*ss	5	1	2	1	1	0	0	0	0	0	0	0	0	0	1	0	2	0	.231
Feb 19	JAMES MADISON	*ss	4	0	2	1	0	0	0	0	0	0	0	0	0	0	0	1	2	0	.294
Feb 23	vs Oregon State	*ss	3	1	0	0	0	0	0	0	0	0	1	0	0	0	2	1	0	0	.250
Feb 24	vs Oklahoma State	*ss	7	0	0	0	0	0	0	0	0	0	0	0	0	0	3	1	2	0	.185
Feb 25	vs Michigan	*ss	3	1	0	0	0	0	0	0	1	0	1	0	0	0	1	4	2	0	.167
Feb 27	GRAMBLING	*ss	3	1	1	0	1	0	0	0	0	0	0	0	0	0	0	0	0	0	.182
Mar 01	MURRAY STATE	*ss	4	1	2	0	0	0	0	0	0	0	0	0	0	0	0	1	1	0	.216
Mar 02	MURRAY STATE	*ss	5	1	0	0	0	0	0	0	0	0	0	0	0	0	0	0	1	1	.190
Mar 03	MURRAY STATE	*ss	3	0	1	0	0	0	0	1	0	0	0	0	0	1	0	1	1	0	.200
Mar 05	UCA	*ss	5	1	1	4	0	0	1	0	0	0	0	0	0	0	0	0	1	0	.200
Mar 09	MCNEESE-1	*ss	4	0	1	1	0	0	0	0	0	0	0	0	0	1	2	1	0	0	.204
Mar 09	MCNEESE-2	*ss	3	1	2	4	0	0	1	0	1	0	1	0	0	0	1	0	2	0	.228
Mar 10	MCNEESE	*ss	4	2	1	1	0	0	0	1	0	0	0	0	0	0	1	0	0	0	.230
Mar 12	ORAL ROBERTS	*ss	3	0	1	1	0	0	0	1	0	0	0	0	0	0	0	1	4	0	.234
Mar 15	MISSOURI	*ss	3	1	0	0	0	0	0	1	0	0	0	0	0	0	0	0	1	0	.224
Mar 16	MISSOURI	*ss	4	1	1	1	0	0	1	0	0	0	0	0	0	0	1	3	2	0	.225
Mar 17	MISSOURI	*ss	3	0	2	3	0	0	0	1	0	0	0	0	1	0	0	0	5	0	.243
Mar 21	at Auburn	*ss	2	1	1	1	0	0	1	1	0	0	1	0	0	0	0	0	0	0	.250
Mar 22	at Auburn	*ss	4	1	1	0	0	0	0	0	0	0	1	0	0	0	1	1	2	0	.250
Mar 23	at Auburn	*ss	5	0	1	0	0	0	0	0	0	0	0	0	0	0	0	2	2	0	.247
Mar 26	LITTLE ROCK	*ss	3	2	3	4	0	0	1	1	1	0	0	0	0	0	0	0	1	0	.273
Mar 28	LSU	*ss	2	1	1	0	0	0	0	3	1	0	0	0	0	0	1	0	2	0	.278
Mar 29	LSU	*ss	5	0	1	0	0	0	0	0	0	0	0	0	0	0	2	1	2	0	.274
Mar 30	LSU	*ss	4	1	1	1	0	0	1	1	1	0	0	0	0	0	1	0	2	0	.273
Apr 02	ARKANSAS STAT	*ss	2	1	1	1	0	0	0	1	0	0	1	0	0	0	0	0	2	0	.277
Totals		27gs	101	21	28	26	2	0	6	14	5	0	6	0	1	3	21	20	44	1	.277

On base pct. .393 • Slugging pct. .475

#40 Ben Bybee - 2 appearances (All games)

Date	Opponent	GS	IP	H	R	ER	BB	SO	2B	3B	HR	WP	BK	HBP	IBB	Score	W-L	Sv	ERA	NP
Mar 26	LITTLE ROCK	*	3.0	1	0	0	0	5	0	0	0	0	0	0	0	11-0	1-0	0	0.00	49
Apr 02	ARKANSAS STAT		1.0	1	0	0	1	2	0	0	0	0	0	0	0	13-0	1-0	0	0.00	29
Totals		1	4.0	2	0	0	1	7	0	0	0	0	0	0	0	24-0	1-0	0	0.00	-

#31 Dylan Carter - 4 appearances (All games)

Date	Opponent	GS	IP	H	R	ER	BB	SO	2B	3B	HR	WP	BK	HBP	IBB	Score	W-L	Sv	ERA	NP
Mar 10	MCNEESE		0.2	0	0	0	0	0	0	0	0	0	0	0	0	18-5	0-0	0	0.00	7
Mar 12	ORAL ROBERTS		0.2	2	1	1	0	0	1	0	0	0	0	0	0	4-2	0-0	0	6.75	15
Mar 26	LITTLE ROCK		2.0	0	0	0	0	0	0	0	0	0	0	0	0	11-0	0-0	0	2.70	20
Apr 02	ARKANSAS STAT		1.0	0	0	0	1	2	0	0	0	0	0	0	0	13-0	0-0	0	2.08	20
Totals		0	4.1	2	1	1	1	2	1	0	0	0	0	0	0	46-7	0-0	0	2.08	-

#36 Parker Coil - 2 games (All games)

Date	Opponent	Pos	AB	R	H	RBI	2B	3B	HR	BB	SB	CS	HBP	SAC	SF	GDP	K	PO	A	E	Avg
Feb 17	JAMES MADISON	p	0	0	0	0	0	0	0	0	0	0	0	0	0	0	0	0	1	0	.000
Feb 27	GRAMBLING	p	0	0	0	0	0	0	0	0	0	0	0	0	0	0	0	0	1	0	.000
Totals		0gs	0	0	0	0	0	0	0	0	0	0	0	0	0	0	0	0	2	0	.000

On base pct. .000 • Slugging pct. .000



INDIVIDUAL GAME-BY-GAME

#36 Parker Coil - 4 appearances (All games)

Date	Opponent	GS	IP	H	R	ER	BB	SO	2B	3B	HR	WP	BK	HBP	IBB	Score	W-L	Sv	ERA	NP
Feb 17	JAMES MADISON		0.2	4	4	4	1	1	0	0	0	0	0	0	0	15-5	0-0	0	54.00	24
Feb 27	GRAMBLING		2.0	1	0	0	0	1	0	0	0	0	0	0	0	21-1	0-0	0	13.50	23
Mar 09	MCNEESE-2		1.1	4	1	1	0	3	0	0	0	0	0	0	0	11-1	0-0	0	11.25	35
Apr 02	ARKANSAS STAT		0.1	0	0	0	0	1	0	0	0	0	0	0	0	13-0	0-0	0	10.38	4
Totals		0	4.1	9	5	5	1	6	0	0	0	0	0	0	0	60-7	0-0	0	10.38	-

#32 Hunter Dietz - 1 appearance (All games)

Date	Opponent	GS	IP	H	R	ER	BB	SO	2B	3B	HR	WP	BK	HBP	IBB	Score	W-L	Sv	ERA	NP
Mar 30	LSU		0.2	1	0	0	1	1	0	0	0	0	0	0	1	7-5	0-0	0	0.00	20
Totals		0	0.2	1	0	0	1	1	0	0	0	0	0	0	1	7-5	0-0	0	0.00	-

#5 Kendall Diggs - 27 games (All games)

Date	Opponent	Pos	AB	R	H	RBI	2B	3B	HR	BB	SB	CS	HBP	SAC	SF	GDP	K	PO	A	E	Avg
Feb 16	JAMES MADISON	*of	4	1	2	0	1	0	0	0	0	0	0	0	0	0	0	0	0	0	.500
Feb 17	JAMES MADISON	*of	3	0	1	2	0	0	0	3	0	0	0	0	0	0	1	2	0	0	.429
Feb 18	JAMES MADISON	*of	5	1	2	0	2	0	0	0	0	0	0	0	0	0	0	1	1	0	.417
Feb 19	JAMES MADISON	*of	3	1	1	0	0	0	0	1	0	0	0	0	0	0	0	3	0	0	.400
Feb 23	vs Oregon State	*of	2	1	1	0	0	0	0	2	0	0	0	0	0	0	1	0	0	0	.412
Feb 24	vs Oklahoma State	*of	6	0	2	1	0	0	0	1	0	0	0	0	0	0	1	4	0	0	.391
Feb 25	vs Michigan	*dh	4	1	1	1	1	0	0	1	0	0	0	0	0	0	0	0	0	0	.370
Feb 27	GRAMBLING	*of	3	1	2	2	1	0	0	0	0	0	0	0	0	0	0	0	0	0	.400
Mar 01	MURRAY STATE	*of	4	1	1	0	0	0	0	0	1	0	0	0	0	0	0	0	0	0	.382
Mar 02	MURRAY STATE	*of	3	1	1	1	0	0	1	2	0	0	0	0	0	0	2	2	0	0	.378
Mar 03	MURRAY STATE	*of	3	0	1	1	0	0	0	0	0	0	0	0	1	0	0	1	0	1	.375
Mar 05	UCA	*of	2	1	0	0	0	0	0	2	0	0	0	0	0	0	1	2	0	0	.357
Mar 09	MCNEESE-1	*of	4	0	0	0	0	0	0	0	0	0	0	0	0	0	2	1	1	0	.326
Mar 09	MCNEESE-2	*of	5	2	2	1	1	0	1	0	1	0	0	0	0	0	2	1	0	0	.333
Mar 10	MCNEESE	*of	3	2	2	2	0	0	0	2	0	0	0	0	0	0	0	1	0	0	.352
Mar 12	ORAL ROBERTS	*of	4	1	1	1	0	0	1	0	0	0	0	0	0	0	1	2	0	0	.345
Mar 15	MISSOURI	*of	4	2	2	2	0	0	1	0	0	0	0	0	0	0	0	0	0	0	.355
Mar 16	MISSOURI	*of	4	1	1	1	0	0	1	0	0	0	0	0	0	0	2	1	0	0	.348
Mar 17	MISSOURI	*of	4	1	1	1	1	0	0	1	0	0	0	0	0	0	1	3	0	0	.343
Mar 21	at Auburn	*of	4	0	0	0	0	0	0	0	0	0	0	0	0	0	3	0	0	0	.324
Mar 22	at Auburn	*of	5	1	0	0	0	0	0	0	0	0	0	0	0	0	1	2	1	0	.304
Mar 23	at Auburn	*of	5	0	2	2	1	1	0	0	0	0	0	0	0	0	0	2	0	0	.310
Mar 26	LITTLE ROCK	*of	2	0	0	0	0	0	0	2	0	0	0	0	0	0	1	0	0	0	.302
Mar 28	LSU	*of	5	1	1	3	0	0	1	0	0	0	0	0	0	0	2	1	0	0	.297
Mar 29	LSU	*of	4	0	1	0	0	0	0	1	0	0	0	0	0	0	0	0	0	0	.295
Mar 30	LSU	*of	2	0	0	0	0	0	0	2	0	1	0	0	0	0	0	2	0	0	.289
Apr 02	ARKANSAS STAT	*of	3	1	0	0	0	0	0	1	0	0	0	0	0	0	1	2	0	0	.280
Totals		27gs	100	21	28	21	8	1	6	21	2	1	0	0	1	0	22	33	3	1	.280

On base pct. .402 • Slugging pct. .560

#48 Cooper Dossett - 1 game (All games)

Date	Opponent	Pos	AB	R	H	RBI	2B	3B	HR	BB	SB	CS	HBP	SAC	SF	GDP	K	PO	A	E	Avg
Mar 05	UCA	p	0	0	0	0	0	0	0	0	0	0	0	0	0	0	0	1	0	0	.000
Totals		0gs	0	0	0	0	0	0	0	0	0	0	0	0	0	0	0	1	0	0	.000

On base pct. .000 • Slugging pct. .000



#48 Cooper Dossett - 7 appearances (All games)

Date	Opponent	GS	IP	H	R	ER	BB	SO	2B	3B	HR	WP	BK	HBP	IBB	Score	W-L	Sv	ERA	NP
Feb 27	GRAMBLING		1.0	0	0	0	0	3	0	0	0	0	0	0	0	21-1	0-0	0	0.00	17
Mar 02	MURRAY STATE		1.0	0	0	0	0	2	0	0	0	0	0	0	0	11-1	0-0	0	0.00	10
Mar 05	UCA		1.1	0	2	2	1	1	0	0	0	0	0	1	0	9-7	0-0	0	5.40	29
Mar 15	MISSOURI		1.0	0	0	0	0	2	0	0	0	0	0	0	0	8-0	0-0	0	4.15	7
Mar 22	at Auburn		1.1	0	0	0	1	1	0	0	0	0	0	0	0	6-5	1-0	0	3.18	16
Mar 23	at Auburn		0.0	2	2	2	0	0	0	0	1	0	0	0	0	6-8	1-0	0	6.35	8
Apr 02	ARKANSAS STAT		0.2	0	0	0	0	2	0	0	0	0	0	0	0	13-0	1-0	0	5.68	10
Totals		0	6.1	2	4	4	2	11	0	0	1	0	0	1	0	74-22	1-0	0	5.68	-

#19 Will Edmunson - 20 games (All games)

Date	Opponent	Pos	AB	R	H	RBI	2B	3B	HR	BB	SB	CS	HBP	SAC	SF	GDP	K	PO	A	E	Avg	
Feb 16	JAMES MADISON	of	1	0	0	0	0	0	0	0	1	0	0	0	0	0	0	0	0	0	0	.000
Feb 17	JAMES MADISON	*of	4	3	1	0	0	0	0	0	0	0	1	0	0	0	0	1	0	0	0	.200
Feb 24	vs Oklahoma State	pr	0	0	0	0	0	0	0	0	1	0	0	0	0	0	0	0	0	0	0	.200
Feb 25	vs Michigan	*of	3	1	0	1	0	0	0	1	0	0	1	0	0	1	1	0	0	0	0	.125
Feb 27	GRAMBLING	*of	4	3	2	1	1	0	0	2	0	0	0	0	0	1	0	0	0	0	0	.250
Mar 01	MURRAY STATE	pr	0	0	0	0	0	0	0	0	1	0	0	0	0	0	0	0	0	0	0	.250
Mar 02	MURRAY STATE	*of	4	0	2	1	0	0	0	1	0	1	0	0	0	0	0	1	1	0	0	.312
Mar 03	MURRAY STATE	*of	4	1	1	0	0	0	0	0	1	0	0	0	0	0	0	0	2	0	0	.300
Mar 05	UCA	pr	0	1	0	0	0	0	0	0	0	0	0	0	0	0	0	0	0	0	0	.300
Mar 09	MCNEESE-1	ph/of	1	0	0	0	0	0	0	0	0	0	0	0	0	0	0	1	0	0	0	.286
Mar 09	MCNEESE-2	*of	5	1	1	0	0	0	0	0	0	0	0	0	0	0	0	2	1	0	0	.269
Mar 12	ORAL ROBERTS	pr	0	0	0	0	0	0	0	0	0	0	0	0	0	0	0	0	0	0	0	.269
Mar 21	at Auburn	of	0	0	0	0	0	0	0	0	0	0	0	0	0	0	0	0	0	0	0	.269
Mar 22	at Auburn	*of	3	1	1	2	0	0	0	0	0	0	1	0	0	0	0	1	0	0	0	.276
Mar 23	at Auburn	*of	4	1	1	1	1	0	0	1	0	0	0	0	0	0	0	1	0	0	0	.273
Mar 26	LITTLE ROCK	*of	4	1	1	2	0	0	1	0	0	0	0	0	0	0	0	0	4	0	0	.270
Mar 28	LSU	*of	3	0	0	0	0	0	0	0	0	0	0	0	0	0	0	0	0	0	0	.250
Mar 29	LSU	ph/of	3	1	0	0	0	0	0	0	0	0	0	0	0	0	0	1	1	0	0	.233
Mar 30	LSU	*of	3	2	3	0	1	0	0	1	1	0	0	0	0	0	0	0	3	0	0	.283
Apr 02	ARKANSAS STAT	*of	3	2	2	0	1	0	0	1	0	0	0	0	0	0	0	0	1	0	0	.306
Totals		12gs	49	18	15	8	4	0	1	7	5	1	3	0	0	2	6	16	0	0	0	.306

On base pct. .424 • Slugging pct. .449

#37 Jake Faherty - 5 appearances (All games)

Date	Opponent	GS	IP	H	R	ER	BB	SO	2B	3B	HR	WP	BK	HBP	IBB	Score	W-L	Sv	ERA	NP
Feb 18	JAMES MADISON		1.0	1	1	0	0	1	0	0	0	0	0	0	0	3-7	0-0	0	0.00	20
Feb 23	vs Oregon State		0.2	0	0	0	0	2	0	0	0	1	0	0	0	5-4	0-0	1	0.00	10
Feb 24	vs Oklahoma State		0.1	1	1	1	2	1	1	0	0	0	0	1	0	1-2	0-0	1	4.50	20
Mar 09	MCNEESE-1		0.1	1	0	0	2	1	0	0	0	0	0	0	0	3-1	0-0	1	3.86	21
Apr 02	ARKANSAS STAT		1.0	0	0	0	1	3	0	0	0	0	0	0	0	13-0	0-0	1	2.70	15
Totals		0	3.1	3	2	1	5	8	1	0	0	1	0	1	0	25-14	0-0	1	2.70	-

#38 Colin Fisher - 5 games (All games)

Date	Opponent	Pos	AB	R	H	RBI	2B	3B	HR	BB	SB	CS	HBP	SAC	SF	GDP	K	PO	A	E	Avg	
Feb 19	JAMES MADISON	*p	0	0	0	0	0	0	0	0	0	0	0	0	0	0	0	0	1	1	0	.000
Feb 24	vs Oklahoma State	p	0	0	0	0	0	0	0	0	0	0	0	0	0	0	0	0	1	0	0	.000
Mar 05	UCA	*p	0	0	0	0	0	0	0	0	0	0	0	0	0	0	0	0	1	0	0	.000
Mar 12	ORAL ROBERTS	*p	0	0	0	0	0	0	0	0	0	0	0	0	0	0	0	0	2	0	0	.000
Mar 17	MISSOURI	p	0	0	0	0	0	0	0	0	0	0	0	0	0	0	0	1	0	0	0	.000
Totals		3gs	0	0	0	0	0	0	0	0	0	0	0	0	0	0	0	1	5	1	0	.000

On base pct. .000 • Slugging pct. .000



INDIVIDUAL GAME-BY-GAME

#38 Colin Fisher - 8 appearances (All games)

Date	Opponent	GS	IP	H	R	ER	BB	SO	2B	3B	HR	WP	BK	HBP	IBB	Score	W-L	Sv	ERA	NP
Feb 19	JAMES MADISON	*	5.0	3	0	0	0	4	0	0	0	0	0	0	1	4-0	1-0	0	0.00	63
Feb 24	vs Oklahoma State		2.1	2	1	0	1	6	0	0	0	0	0	0	1	1-2	1-1	0	0.00	39
Feb 27	GRAMBLING	*	1.0	0	0	0	1	1	0	0	0	0	0	0	0	21-1	2-1	0	0.00	12
Mar 05	UCA	*	3.0	4	2	2	0	4	0	0	0	0	0	2	0	9-7	3-1	0	1.59	47
Mar 12	ORAL ROBERTS	*	3.0	3	0	0	1	4	0	0	0	0	0	0	0	4-2	4-1	0	1.26	51
Mar 17	MISSOURI		1.0	2	1	1	0	0	0	0	1	0	0	0	0	9-1	4-1	0	1.76	11
Mar 23	at Auburn		2.2	4	2	2	0	1	0	0	2	0	0	0	0	6-8	4-1	0	2.50	39
Apr 02	ARKANSAS STAT	*	2.0	0	0	0	1	1	0	0	0	0	0	0	0	13-0	5-1	0	2.25	24
Totals			5	20.0	18	6	5	4	21	0	0	3	0	0	3	1 67-21	5-1	0	2.25	-

#46 Christian Foutch - 5 appearances (All games)

Date	Opponent	GS	IP	H	R	ER	BB	SO	2B	3B	HR	WP	BK	HBP	IBB	Score	W-L	Sv	ERA	NP
Feb 18	JAMES MADISON		1.1	3	1	1	0	2	0	0	1	1	0	0	0	3-7	0-0	0	6.75	25
Feb 27	GRAMBLING		1.0	0	0	0	1	1	0	0	0	0	0	0	0	21-1	0-0	0	3.86	13
Mar 15	MISSOURI		2.0	2	0	0	0	0	1	0	0	1	0	0	0	8-0	0-0	0	2.08	27
Mar 26	LITTLE ROCK		1.0	1	0	0	0	0	0	0	0	0	0	0	0	11-0	0-0	0	1.69	10
Mar 29	LSU		2.0	0	0	0	0	1	0	0	0	0	0	0	0	4-3	0-0	0	1.23	12
Totals			0	7.1	6	1	1	4	1	0	1	2	0	0	0	47-11	0-0	0	1.23	-

#28 Koty Frank - 2 games (All games)

Date	Opponent	Pos	AB	R	H	RBI	2B	3B	HR	BB	SB	CS	HBP	SAC	SF	GDP	K	PO	A	E	Avg
Mar 09	MCNEESE-2	p	0	0	0	0	0	0	0	0	0	0	0	0	0	0	0	0	2	0	.000
Mar 30	LSU	p	0	0	0	0	0	0	0	0	0	0	0	0	0	0	0	1	0	0	.000
Totals		ogs	0	0	0	0	0	0	0	0	0	0	0	0	0	0	0	1	2	0	.000

On base pct. .000 • Slugging pct. .000

#28 Koty Frank - 11 appearances (All games)

Date	Opponent	GS	IP	H	R	ER	BB	SO	2B	3B	HR	WP	BK	HBP	IBB	Score	W-L	Sv	ERA	NP
Feb 17	JAMES MADISON		2.1	0	0	0	0	1	0	0	0	0	0	0	0	15-5	0-0	1	0.00	33
Feb 19	JAMES MADISON		1.0	0	0	0	0	1	0	0	0	0	0	0	0	4-0	0-0	1	0.00	16
Feb 24	vs Oklahoma State		1.2	0	0	0	1	5	0	0	0	0	0	0	0	1-2	0-0	1	0.00	29
Feb 25	vs Michigan		1.0	3	2	1	0	1	0	0	0	0	0	0	0	4-3	0-0	2	1.50	32
Mar 01	MURRAY STATE		1.1	1	0	0	0	3	1	0	0	0	0	2	0	5-1	0-0	2	1.23	21
Mar 05	UCA		0.2	3	2	2	0	0	1	0	0	0	0	0	0	9-7	0-0	2	3.38	10
Mar 09	MCNEESE-2		2.2	0	0	0	0	1	0	0	0	0	0	0	0	11-1	0-0	3	2.53	28
Mar 12	ORAL ROBERTS		1.1	2	1	1	1	1	0	0	0	0	0	0	0	4-2	0-0	3	3.00	23
Mar 17	MISSOURI		0.2	0	0	0	0	2	0	0	0	0	0	0	0	9-1	0-0	3	2.84	8
Mar 22	at Auburn		2.0	5	2	1	0	2	2	0	0	0	0	0	0	6-5	0-0	3	3.07	32
Mar 30	LSU		3.0	2	1	1	0	2	0	0	1	0	0	0	0	7-5	1-0	3	3.06	29
Totals			0	17.2	16	8	6	2	19	4	0	1	0	0	2	0 75-32	1-0	3	3.06	-

#20 Gabe Gaeckle - 2 games (All games)

Date	Opponent	Pos	AB	R	H	RBI	2B	3B	HR	BB	SB	CS	HBP	SAC	SF	GDP	K	PO	A	E	Avg
Feb 18	JAMES MADISON	p	0	0	0	0	0	0	0	0	0	0	0	0	0	0	0	0	1	0	.000
Mar 29	LSU	p	0	0	0	0	0	0	0	0	0	0	0	0	0	0	0	0	1	0	.000
Totals		ogs	0	0	0	0	0	0	0	0	0	0	0	0	0	0	0	0	2	0	.000

On base pct. .000 • Slugging pct. .000



#20 Gabe Gaeckle - 10 appearances (All games)

Date	Opponent	GS	IP	H	R	ER	BB	SO	2B	3B	HR	WP	BK	HBP	IBB	Score	W-L	Sv	ERA	NP
Feb 18	JAMES MADISON		2.0	3	3	3	1	2	0	0	0	1	0	0	0	3-7	0-1	0	13.50	29
Feb 24	vs Oklahoma State		2.2	0	0	0	1	6	0	0	0	0	0	0	0	1-2	0-1	0	5.79	39
Mar 01	MURRAY STATE		1.2	0	0	0	1	5	0	0	0	0	0	0	0	5-1	0-1	1	4.26	37
Mar 05	UCA		2.0	2	1	1	2	1	0	0	0	0	0	0	0	9-7	0-1	2	4.32	35
Mar 09	MCNEESE-1		2.2	1	0	0	0	3	0	0	0	0	0	0	0	3-1	0-1	3	3.27	35
Mar 12	ORAL ROBERTS		1.1	0	0	0	0	2	0	0	0	0	0	0	0	4-2	0-1	4	2.92	18
Mar 17	MISSOURI		1.0	0	0	0	0	0	0	0	0	0	0	0	0	9-1	0-1	4	2.70	8
Mar 21	at Auburn		1.0	0	0	0	0	2	0	0	0	0	0	0	0	1-0	0-1	5	2.51	14
Mar 23	at Auburn		0.0	1	3	3	2	0	1	0	0	0	0	0	0	6-8	0-2	5	4.40	14
Mar 29	LSU		2.2	2	0	0	0	3	0	0	0	0	0	0	0	4-3	0-2	5	3.71	48
Totals		0	17.0	9	7	7	7	24	1	0	0	1	0	0	0	45-32	0-2	5	3.71	-

#27 Ryder Helfrick - 11 games (All games)

Date	Opponent	Pos	AB	R	H	RBI	2B	3B	HR	BB	SB	CS	HBP	SAC	SF	GDP	K	PO	A	E	Avg
Feb 17	JAMES MADISON	*c	3	3	1	1	0	0	1	1	0	0	1	0	0	1	0	6	1	0	.333
Feb 23	vs Oregon State	*dh	3	1	0	0	0	0	0	0	0	0	0	1	0	0	0	0	0	0	.167
Feb 24	vs Oklahoma State	*c	6	0	0	0	0	0	0	0	0	0	0	0	0	0	3	24	1	0	.083
Feb 27	GRAMBLING	ph/d	1	1	1	0	0	0	0	1	0	0	0	0	0	0	0	0	0	0	.154
Mar 02	MURRAY STATE	*c	3	0	0	0	0	0	0	1	0	0	0	0	0	1	0	13	1	0	.125
Mar 05	UCA	*c	1	1	0	0	0	0	0	1	0	0	0	0	0	0	0	8	1	0	.118
Mar 09	MCNEESE-2	*c	2	0	0	0	0	0	0	0	0	0	0	0	0	0	2	11	1	0	.105
Mar 22	at Auburn	c	1	1	1	1	0	0	1	0	0	0	0	0	0	0	0	5	1	0	.150
Mar 26	LITTLE ROCK	*c	2	2	0	0	0	0	0	0	0	0	2	0	0	0	1	6	0	0	.136
Mar 30	LSU	*c	4	1	1	0	0	0	0	0	0	0	0	0	0	0	1	7	0	0	.154
Apr 02	ARKANSAS STAT	*c	3	1	1	0	0	0	0	1	0	0	0	0	0	0	1	12	1	0	.172
Totals		9gs	29	11	5	2	0	0	2	5	0	0	3	1	0	2	8	92	7	0	.172

On base pct. .351 • Slugging pct. .379

#49 Stone Hewlett - 1 game (All games)

Date	Opponent	Pos	AB	R	H	RBI	2B	3B	HR	BB	SB	CS	HBP	SAC	SF	GDP	K	PO	A	E	Avg
Feb 19	JAMES MADISON	p	0	0	0	0	0	0	0	0	0	0	0	0	0	0	0	0	1	0	.000
Totals		0gs	0	0	0	0	0	0	0	0	0	0	0	0	0	0	0	0	1	0	.000

On base pct. .000 • Slugging pct. .000

#49 Stone Hewlett - 11 appearances (All games)

Date	Opponent	GS	IP	H	R	ER	BB	SO	2B	3B	HR	WP	BK	HBP	IBB	Score	W-L	Sv	ERA	NP
Feb 18	JAMES MADISON		0.1	0	0	0	0	1	0	0	0	0	0	0	0	3-7	0-0	0	0.00	4
Feb 19	JAMES MADISON		1.0	0	0	0	1	1	0	0	0	0	0	0	0	4-0	0-0	0	0.00	19
Feb 23	vs Oregon State		0.1	1	1	1	0	1	0	0	0	0	0	0	0	5-4	0-0	0	5.40	9
Feb 24	vs Oklahoma State		0.1	0	0	0	0	1	0	0	0	0	0	0	0	1-2	0-0	0	4.50	3
Mar 05	UCA		1.0	0	0	0	0	4	0	0	0	1	0	0	0	9-7	0-0	0	3.00	19
Mar 12	ORAL ROBERTS		0.2	1	0	0	0	1	0	0	0	0	0	0	0	4-2	0-0	0	2.45	10
Mar 22	at Auburn		0.1	0	0	0	0	1	0	0	0	0	0	0	0	6-5	0-0	0	2.25	6
Mar 23	at Auburn		0.1	0	0	0	0	1	0	0	0	0	0	0	0	6-8	0-0	0	2.08	7
Mar 26	LITTLE ROCK		1.0	0	0	0	0	1	0	0	0	0	0	0	0	11-0	0-0	0	1.69	8
Mar 28	LSU		0.1	0	0	0	0	1	0	0	0	0	0	0	0	7-4	0-0	1	1.59	6
Mar 29	LSU		0.1	0	0	0	0	1	0	0	0	0	0	0	0	4-3	1-0	1	1.50	6
Totals		0	6.0	2	1	1	1	14	0	0	0	1	0	0	0	60-42	1-0	1	1.50	-



INDIVIDUAL GAME-BY-GAME

#24 Peyton Holt - 19 games (All games)

Date	Opponent	Pos	AB	R	H	RBI	2B	3B	HR	BB	SB	CS	HBP	SAC	SF	GDP	K	PO	A	E	Avg
Feb 16	JAMES MADISON	*2b	3	1	1	1	0	0	0	1	1	0	0	0	0	0	0	1	1	0	.333
Feb 17	JAMES MADISON	*2b	5	2	2	1	0	0	0	0	0	0	0	0	0	0	0	0	1	0	.375
Feb 18	JAMES MADISON	*3b	4	0	0	0	0	0	0	0	0	0	0	0	0	0	0	0	1	0	.250
Feb 19	JAMES MADISON	*2b	3	0	1	0	0	0	0	0	0	0	1	0	0	0	1	1	4	0	.267
Feb 23	vs Oregon State	*2b	3	1	1	1	0	1	0	0	0	0	1	0	0	0	0	0	2	0	.278
Feb 24	vs Oklahoma State	*2b	6	0	1	0	0	0	0	0	0	0	0	0	0	0	1	1	1	0	.250
Feb 25	vs Michigan	2b	0	0	0	0	0	0	0	0	0	0	0	0	0	0	0	1	0	1	.250
Feb 27	GRAMBLING	*2b	3	4	3	0	0	0	0	1	0	0	1	0	0	0	0	3	3	0	.333
Mar 01	MURRAY STATE	*2b	4	0	1	1	0	0	0	0	1	0	0	0	0	0	1	0	0	0	.323
Mar 02	MURRAY STATE	2b	1	0	0	0	0	0	0	0	0	0	0	0	0	0	0	1	2	0	.312
Mar 03	MURRAY STATE	2b	0	0	0	0	0	0	0	0	0	0	0	0	0	0	0	0	0	0	.312
Mar 05	UCA	*3b	4	1	1	0	0	0	0	0	0	0	0	0	0	0	0	1	4	0	.306
Mar 09	MCNEESE-1	ph/2	1	0	1	1	0	0	0	0	0	0	0	0	0	0	0	1	2	1	.324
Mar 09	MCNEESE-2	*3b	3	2	2	0	0	0	0	1	0	0	0	0	0	0	0	0	0	0	.350
Mar 12	ORAL ROBERTS	*3b	3	1	2	0	1	0	0	1	0	0	0	0	0	0	1	0	1	0	.372
Mar 16	MISSOURI	*3b	3	0	0	0	0	0	0	1	0	0	0	0	0	0	1	0	1	0	.348
Mar 21	at Auburn	ph	1	0	0	0	0	0	0	0	0	0	0	0	0	0	1	0	0	0	.340
Mar 26	LITTLE ROCK	*3b	2	1	0	1	0	0	0	1	0	1	1	0	0	0	0	0	2	0	.327
Apr 02	ARKANSAS STAT	*3b/2	4	0	2	1	0	0	0	0	0	0	0	0	0	0	0	0	0	0	.340
Totals		14gs	53	13	18	7	1	1	0	6	2	1	4	0	0	0	6	10	25	2	.340

On base pct. .444 • Slugging pct. .396

#13 Jayson Jones - 13 games (All games)

Date	Opponent	Pos	AB	R	H	RBI	2B	3B	HR	BB	SB	CS	HBP	SAC	SF	GDP	K	PO	A	E	Avg
Feb 16	JAMES MADISON	*of	3	0	0	0	0	0	0	0	0	0	0	0	0	0	2	1	0	0	.000
Feb 19	JAMES MADISON	*of	4	0	1	1	0	0	0	0	0	0	0	0	0	0	0	2	0	0	.143
Feb 23	vs Oregon State	*of	3	0	1	1	0	0	0	1	0	0	0	0	0	0	1	0	0	0	.200
Feb 24	vs Oklahoma State	*of	5	0	0	0	0	0	0	1	0	0	0	0	0	0	1	0	1	0	.133
Feb 27	GRAMBLING	*of	5	2	2	6	0	0	2	0	0	0	0	0	0	0	0	1	0	0	.200
Mar 01	MURRAY STATE	*of	3	0	1	2	1	0	0	1	1	0	0	0	0	0	1	3	0	0	.217
Mar 02	MURRAY STATE	*of	3	2	1	2	0	0	0	1	0	0	0	0	0	0	0	1	0	0	.231
Mar 03	MURRAY STATE	*of	4	1	1	0	0	0	0	0	0	0	0	0	0	1	1	1	0	0	.233
Mar 05	UCA	*of	4	0	0	0	0	0	0	0	0	0	0	0	0	0	0	2	3	0	.206
Mar 09	MCNEESE-1	of	0	0	0	0	0	0	0	0	0	0	0	0	0	0	0	0	0	0	.206
Mar 09	MCNEESE-2	*of	4	2	1	1	0	0	1	0	0	0	0	0	0	0	2	1	0	0	.211
Mar 16	MISSOURI	*of	2	0	0	0	0	0	0	0	0	0	1	0	0	0	0	0	0	0	.200
Apr 02	ARKANSAS STAT	ph/of	1	0	0	0	0	0	0	0	0	0	0	0	0	0	1	0	0	0	.195
Totals		11gs	41	7	8	13	1	0	3	4	1	0	1	0	0	1	11	13	1	0	.195

On base pct. .283 • Slugging pct. .439

#14 Ross Lovich - 18 games (All games)

Date	Opponent	Pos	AB	R	H	RBI	2B	3B	HR	BB	SB	CS	HBP	SAC	SF	GDP	K	PO	A	E	Avg
Feb 16	JAMES MADISON	pr	0	0	0	0	0	0	0	0	0	0	0	0	0	0	0	0	0	0	.000
Feb 18	JAMES MADISON	*of	3	0	1	0	0	0	0	1	0	0	0	0	0	0	0	1	0	0	.333
Feb 25	vs Michigan	*of	4	0	0	0	0	0	0	0	0	0	0	0	0	1	2	3	0	0	.143
Feb 27	GRAMBLING	ph/of	3	1	3	2	0	0	0	0	0	0	0	0	0	0	0	0	0	0	.400
Mar 02	MURRAY STATE	*dh	4	2	2	2	2	0	0	0	0	0	1	0	0	0	2	0	0	0	.429
Mar 05	UCA	*of	3	1	2	0	0	0	0	1	0	0	0	0	0	0	0	0	0	0	.471
Mar 09	MCNEESE-1	*of	2	0	1	0	0	0	0	1	1	0	0	0	0	0	0	0	0	0	.474
Mar 09	MCNEESE-2	ph	0	0	0	1	0	0	0	0	0	0	0	0	1	0	0	0	0	0	.474
Mar 10	MCNEESE	*of	5	2	1	4	0	0	1	0	0	0	0	0	0	0	1	0	0	0	.417
Mar 12	ORAL ROBERTS	*of	3	1	0	0	0	0	0	0	0	0	1	0	0	0	1	2	0	0	.370
Mar 15	MISSOURI	*of	3	2	1	3	0	0	1	0	0	0	1	0	0	0	1	2	0	0	.367
Mar 16	MISSOURI	*of/of	4	1	2	2	0	1	0	0	0	0	0	0	0	1	1	1	0	0	.382
Mar 17	MISSOURI	*of	4	1	0	0	0	0	0	1	0	0	0	0	0	0	0	0	0	0	.342
Mar 21	at Auburn	*of	3	0	0	0	0	0	0	0	0	0	0	0	0	0	2	1	0	1	.317
Mar 26	LITTLE ROCK	*of	3	0	0	0	0	0	0	0	0	0	1	0	0	0	2	1	0	0	.295
Mar 28	LSU	ph/of	0	0	0	0	0	0	0	1	0	0	0	0	0	0	0	0	0	0	.295
Mar 29	LSU	*of	1	1	0	0	0	0	0	1	0	0	0	0	0	0	1	0	0	0	.289
Apr 02	ARKANSAS STAT	*of	3	1	1	1	1	0	0	0	0	0	0	0	0	0	0	0	0	0	.292
Totals		14gs	48	13	14	15	3	1	2	6	1	0	4	0	1	2	13	11	0	1	.292

On base pct. .407 • Slugging pct. .521



#41 Will McEntire - 7 games (All games)

Date	Opponent	Pos	AB	R	H	RBI	2B	3B	HR	BB	SB	CS	HBP	SAC	SF	GDP	K	PO	A	E	Avg
Feb 16	JAMES MADISON	p	0	0	0	0	0	0	0	0	0	0	0	0	0	0	0	1	0	0	.000
Feb 19	JAMES MADISON	p	0	0	0	0	0	0	0	0	0	0	0	0	0	0	0	1	0	0	.000
Feb 25	vs Michigan	p	0	0	0	0	0	0	0	0	0	0	0	0	0	0	0	0	1	0	.000
Mar 03	MURRAY STATE	p	0	0	0	0	0	0	0	0	0	0	0	0	0	0	0	1	0	0	.000
Mar 09	MCNEESE-1	p	0	0	0	0	0	0	0	0	0	0	0	0	0	0	0	0	1	0	.000
Mar 12	ORAL ROBERTS	p	0	0	0	0	0	0	0	0	0	0	0	0	0	0	0	0	1	0	.000
Mar 21	at Auburn	p	0	0	0	0	0	0	0	0	0	0	0	0	0	0	0	1	0	0	.000
Totals		0gs	0	0	0	0	0	0	0	0	0	0	0	0	0	0	0	4	3	0	.000

On base pct. .000 • Slugging pct. .000

#41 Will McEntire - 13 appearances (All games)

Date	Opponent	GS	IP	H	R	ER	BB	SO	2B	3B	HR	WP	BK	HBP	IBB	Score	W-L	Sv	ERA	NP
Feb 16	JAMES MADISON		5.2	3	1	1	1	6	1	0	0	0	0	0	0	6-4	1-0	0	1.59	71
Feb 19	JAMES MADISON		2.0	1	0	0	0	3	0	0	0	0	0	0	0	4-0	1-0	0	1.17	26
Feb 23	vs Oregon State		1.0	2	2	2	0	2	1	0	0	1	0	0	0	5-4	1-0	0	3.12	22
Feb 25	vs Michigan		3.0	2	1	0	1	0	1	0	0	0	0	0	0	4-3	1-0	0	2.31	35
Mar 02	MURRAY STATE		2.0	0	0	0	0	2	0	0	0	0	0	0	0	11-1	1-0	0	1.98	16
Mar 03	MURRAY STATE		3.2	3	1	1	0	5	0	0	1	0	0	0	0	5-3	1-0	1	2.08	43
Mar 09	MCNEESE-1		2.0	5	1	1	0	2	0	0	0	1	0	0	0	3-1	1-0	1	2.33	42
Mar 12	ORAL ROBERTS		2.0	1	0	0	0	2	0	0	0	0	0	0	0	4-2	1-0	1	2.11	34
Mar 16	MISSOURI		4.1	0	0	0	1	5	0	0	0	0	0	0	0	6-0	2-0	1	1.75	56
Mar 21	at Auburn		2.0	0	0	0	0	3	0	0	0	0	0	0	0	1-0	2-0	1	1.63	22
Mar 22	at Auburn		1.0	0	0	0	0	2	0	0	0	0	0	0	0	6-5	2-0	2	1.57	10
Mar 28	LSU		2.2	4	2	2	2	8	2	0	0	1	0	0	0	7-4	2-0	2	2.01	62
Mar 30	LSU		1.1	1	0	0	1	1	0	0	0	0	0	0	0	7-5	2-0	3	1.93	24
Totals		0	32.2	22	8	7	6	41	5	0	1	3	0	0	0	69-32	2-0	3	1.93	-

#26 Tate McGuire - 2 appearances (All games)

Date	Opponent	GS	IP	H	R	ER	BB	SO	2B	3B	HR	WP	BK	HBP	IBB	Score	W-L	Sv	ERA	NP
Feb 18	JAMES MADISON		0.2	0	0	0	2	1	0	0	0	0	0	1	0	3-7	0-0	0	0.00	24
Feb 27	GRAMBLING		1.0	3	1	1	0	3	1	0	0	0	0	0	0	21-1	0-0	0	5.40	24
Totals		0	1.2	3	1	1	2	4	1	0	0	0	0	1	0	24-8	0-0	0	5.40	-



INDIVIDUAL GAME-BY-GAME

#6 Ben McLaughlin - 27 games (All games)

Date	Opponent	Pos	AB	R	H	RBI	2B	3B	HR	BB	SB	CS	HBP	SAC	SF	GDP	K	PO	A	E	Avg
Feb 16	JAMES MADISON	*1b	4	0	1	1	0	0	0	0	0	0	0	0	0	1	0	7	3	0	.250
Feb 17	JAMES MADISON	*1b	4	1	2	0	0	0	0	1	0	0	0	0	0	0	1	8	0	0	.375
Feb 18	JAMES MADISON	*dh	2	1	1	1	1	0	0	2	0	0	0	0	0	0	1	0	0	0	.400
Feb 19	JAMES MADISON	*1b	3	0	1	2	0	0	0	1	0	0	0	0	0	0	1	8	1	0	.385
Feb 23	vs Oregon State	*1b	3	0	1	3	1	0	0	0	0	1	0	0	0	0	0	3	0	0	.375
Feb 24	vs Oklahoma State	*1b	6	0	1	0	0	0	0	0	0	0	0	0	0	0	3	8	0	0	.318
Feb 25	vs Michigan	*1b	5	0	2	1	1	0	0	0	0	0	0	0	0	0	0	6	1	0	.333
Feb 27	GRAMBLING	*1b	2	1	0	0	0	0	0	1	0	0	0	0	0	1	0	4	0	0	.310
Mar 01	MURRAY STATE	*1b	2	1	0	1	0	0	0	2	0	0	0	0	0	0	0	2	1	0	.290
Mar 02	MURRAY STATE	*1b	4	3	2	0	0	0	0	1	0	0	0	0	0	0	0	6	0	0	.314
Mar 03	MURRAY STATE	*dh	3	0	1	0	0	0	0	1	0	0	0	0	0	0	1	0	0	0	.316
Mar 05	UCA	*1b	4	2	2	3	0	0	1	0	0	0	0	0	0	1	0	11	1	1	.333
Mar 09	MCNEESE-1	*1b	4	1	2	0	1	0	0	0	0	0	0	0	0	0	0	7	1	0	.348
Mar 09	MCNEESE-2	*1b	4	0	0	0	0	0	0	0	0	0	0	0	0	0	1	7	0	0	.320
Mar 10	MCNEESE	*1b	5	2	4	3	1	0	0	0	0	0	0	0	0	0	0	6	2	0	.364
Mar 12	ORAL ROBERTS	*1b	2	0	0	0	0	0	0	2	0	0	0	0	0	1	0	9	1	0	.351
Mar 15	MISSOURI	*1b	4	0	0	0	0	0	0	0	0	0	0	0	0	0	0	9	0	0	.328
Mar 16	MISSOURI	*1b	3	1	0	0	0	0	0	1	0	0	0	0	0	0	0	7	0	0	.312
Mar 17	MISSOURI	*1b	2	1	1	2	0	0	1	2	0	0	0	0	1	0	0	7	2	0	.318
Mar 21	at Auburn	*1b	4	0	1	0	0	0	0	0	0	0	0	0	0	0	0	5	2	0	.314
Mar 22	at Auburn	*1b	3	2	2	1	0	0	1	1	0	0	0	0	0	0	0	6	0	0	.329
Mar 23	at Auburn	*1b	2	1	0	0	0	0	0	3	0	0	0	0	0	0	1	9	0	0	.320
Mar 26	LITTLE ROCK	*1b	1	2	0	0	0	0	0	3	0	0	0	0	0	0	0	9	0	0	.316
Mar 28	LSU	*1b	3	0	1	1	0	0	0	1	0	0	0	0	1	0	1	5	0	0	.316
Mar 29	LSU	*1b	4	0	1	1	1	0	0	1	0	0	0	0	0	0	1	9	0	0	.313
Mar 30	LSU	*1b	5	0	0	0	0	0	0	0	0	0	0	0	0	0	2	8	1	0	.295
Apr 02	ARKANSAS STAT	*1b/3	4	3	3	3	0	0	1	0	0	0	0	0	0	0	0	5	1	0	.315
Totals			27gs	92	22	29	23	6	0	4	23	0	0	1	0	2	4	13	17	1	.315

On base pct. .449 • Slugging pct. .511

#21 Mason Molina - 4 games (All games)

Date	Opponent	Pos	AB	R	H	RBI	2B	3B	HR	BB	SB	CS	HBP	SAC	SF	GDP	K	PO	A	E	Avg
Feb 25	vs Michigan	*p	0	0	0	0	0	0	0	0	0	0	0	0	0	0	0	0	1	0	.000
Mar 03	MURRAY STATE	*p	0	0	0	0	0	0	0	0	0	0	0	0	0	0	0	1	0	0	.000
Mar 10	MCNEESE	*p	0	0	0	0	0	0	0	0	0	0	0	0	0	0	0	0	2	0	.000
Mar 17	MISSOURI	*p	0	0	0	0	0	0	0	0	0	0	0	0	0	0	0	0	1	0	.000
Totals			4gs	0	0	0	0	0	0	0	0	0	0	0	0	0	0	1	4	0	.000

On base pct. .000 • Slugging pct. .000

#21 Mason Molina - 7 appearances (All games)

Date	Opponent	GS	IP	H	R	ER	BB	SO	2B	3B	HR	WP	BK	HBP	IBB	Score	W-L	Sv	ERA	NP
Feb 18	JAMES MADISON	*	3.2	3	2	2	3	9	1	0	0	1	0	0	0	3-7	0-0	0	4.91	72
Feb 25	vs Michigan	*	5.0	0	0	0	1	10	0	0	0	0	0	1	0	4-3	1-0	0	2.08	81
Mar 03	MURRAY STATE	*	5.0	2	1	1	1	10	0	0	1	0	0	1	0	5-3	2-0	0	1.98	77
Mar 10	MCNEESE	*	4.0	3	4	4	3	4	1	0	1	0	1	1	0	18-5	2-0	0	3.57	77
Mar 17	MISSOURI	*	5.1	1	0	0	3	10	0	0	0	0	0	1	0	9-1	3-0	0	2.74	98
Mar 23	at Auburn	*	5.0	3	1	1	4	4	1	0	0	0	0	1	0	6-8	3-0	0	2.57	74
Mar 29	LSU	*	5.0	7	3	3	3	7	0	0	0	0	0	1	0	4-3	3-0	0	3.00	96
Totals			7	33.0	19	11	11	18	54	3	0	2	1	1	6	49-30	3-0	0	3.00	-

#16 Hudson Polk - 7 games (All games)

Date	Opponent	Pos	AB	R	H	RBI	2B	3B	HR	BB	SB	CS	HBP	SAC	SF	GDP	K	PO	A	E	Avg
Feb 27	GRAMBLING	*c	4	2	1	4	0	0	1	1	0	0	0	0	0	0	1	11	0	0	.250
Mar 01	MURRAY STATE	*dh	3	1	1	0	0	0	0	1	0	0	0	0	0	0	1	0	0	0	.286
Mar 02	MURRAY STATE	ph	0	0	0	1	0	0	0	0	0	0	0	0	1	0	0	0	0	0	.286
Mar 05	UCA	*dh	3	1	1	0	0	0	0	1	0	0	0	0	0	0	1	0	0	0	.300
Mar 09	MCNEESE-1	ph	1	0	0	0	0	0	0	0	0	0	0	0	0	0	1	0	0	0	.273
Mar 12	ORAL ROBERTS	*dh	3	0	0	0	0	0	0	1	0	0	0	0	0	0	0	0	0	0	.214
Mar 17	MISSOURI	ph/d	2	0	0	0	0	0	0	0	0	0	0	0	0	1	1	0	0	0	.188
Totals			4gs	16	4	3	5	0	1	4	0	0	0	0	1	1	5	11	0	0	.188

On base pct. .333 • Slugging pct. .375



#44 Parker Rowland - 6 games (All games)

Date	Opponent	Pos	AB	R	H	RBI	2B	3B	HR	BB	SB	CS	HBP	SAC	SF	GDP	K	PO	A	E	Avg
Feb 19	JAMES MADISON	*c	3	0	0	0	0	0	0	1	0	0	0	0	0	0	0	0	0	0	.000
Feb 25	vs Michigan	*c	1	0	0	0	0	0	0	3	0	0	0	0	0	0	1	11	0	1	.000
Mar 09	MCNEESE-2	c	1	1	1	0	0	0	0	0	0	0	0	0	0	0	0	1	0	0	.200
Mar 12	ORAL ROBERTS	*c	2	0	1	0	0	0	0	1	0	0	0	1	0	0	0	10	0	0	.286
Mar 16	MISSOURI	*c	2	0	0	0	0	0	0	1	0	0	0	0	0	0	0	13	0	0	.222
Mar 22	at Auburn	*c	2	0	0	0	0	0	0	0	0	0	0	0	0	0	2	9	0	2	.182
Totals		5gs	11	1	2	0	0	0	0	6	0	0	0	1	0	0	3	53	0	3	.182

On base pct. .471 • Slugging pct. .182

#33 Hagen Smith - 4 games (All games)

Date	Opponent	Pos	AB	R	H	RBI	2B	3B	HR	BB	SB	CS	HBP	SAC	SF	GDP	K	PO	A	E	Avg
Mar 01	MURRAY STATE	*p	0	0	0	0	0	0	0	0	0	0	0	0	0	0	0	0	1	0	.000
Mar 15	MISSOURI	*p	0	0	0	0	0	0	0	0	0	0	0	0	0	0	0	0	2	0	.000
Mar 21	at Auburn	*p	0	0	0	0	0	0	0	0	0	0	0	0	0	0	0	1	0	0	.000
Mar 28	LSU	*p	0	0	0	0	0	0	0	0	0	0	0	0	0	0	0	0	1	0	.000
Totals		4gs	0	0	0	0	0	0	0	0	0	0	0	0	0	0	0	1	4	0	.000

On base pct. .000 • Slugging pct. .000

#33 Hagen Smith - 7 appearances (All games)

Date	Opponent	GS	IP	H	R	ER	BB	SO	2B	3B	HR	WP	BK	HBP	IBB	Score	W-L	Sv	ERA	NP
Feb 16	JAMES MADISON	*	1.0	1	3	3	2	2	0	0	1	0	0	1	0	6-4	0-0	0	27.00	42
Feb 23	vs Oregon State	*	6.0	3	0	0	1	17	0	0	0	0	0	0	0	5-4	0-0	0	3.86	78
Mar 01	MURRAY STATE	*	6.0	1	1	1	12	0	0	1	0	0	0	0	0	5-1	1-0	0	2.77	81
Mar 09	MCNEESE-1	*	4.0	1	0	0	3	9	0	0	0	0	0	0	0	3-1	2-0	0	2.12	64
Mar 15	MISSOURI	*	6.0	2	0	0	1	10	1	0	0	0	0	0	0	8-0	3-0	0	1.57	100
Mar 21	at Auburn	*	6.0	3	0	0	2	12	0	0	0	1	0	1	0	1-0	4-0	0	1.24	87
Mar 28	LSU	*	6.0	5	2	2	0	10	0	0	2	0	0	0	0	7-4	5-0	0	1.54	97
Totals		7	35.0	16	6	6	10	72	1	0	4	1	0	2	0	35-14	5-0	0	1.54	-

#3 Nolan Souza - 17 games (All games)

Date	Opponent	Pos	AB	R	H	RBI	2B	3B	HR	BB	SB	CS	HBP	SAC	SF	GDP	K	PO	A	E	Avg
Feb 18	JAMES MADISON	*2b	4	0	1	0	1	0	0	0	0	0	0	0	0	0	1	1	1	0	.250
Feb 25	vs Michigan	*2b	2	1	0	0	0	0	0	2	0	0	0	0	0	0	2	0	1	0	.167
Feb 27	GRAMBLING	ss	1	1	1	0	1	0	0	1	0	0	0	0	0	0	0	0	0	0	.286
Mar 02	MURRAY STATE	*2b	1	0	1	2	0	0	0	1	1	0	0	0	0	0	0	0	0	0	.375
Mar 03	MURRAY STATE	*2b	4	1	2	3	0	0	1	0	0	0	0	0	0	0	0	1	0	0	.417
Mar 05	UCA	*2b	3	0	0	0	0	0	0	0	0	0	1	0	0	0	0	0	2	0	.333
Mar 09	MCNEESE-1	*2b	1	1	0	0	0	0	0	1	1	0	0	0	0	0	0	1	0	0	.312
Mar 09	MCNEESE-2	*2b	4	0	3	0	0	0	0	0	0	0	0	0	0	0	0	2	1	0	.400
Mar 10	MCNEESE	*2b	2	2	0	1	0	0	0	2	0	0	0	0	0	0	2	0	1	0	.364
Mar 15	MISSOURI	*dh	4	2	3	3	0	0	2	0	0	0	0	0	0	0	0	0	0	0	.423
Mar 16	MISSOURI	*dh	3	0	0	0	0	0	0	0	0	0	1	0	0	0	2	0	0	0	.379
Mar 17	MISSOURI	*dh	2	0	0	0	0	0	0	0	0	0	0	0	0	0	0	0	0	0	.355
Mar 21	at Auburn	*dh	3	0	0	0	0	0	0	1	1	0	0	0	0	0	2	0	0	0	.324
Mar 22	at Auburn	ph	1	0	0	0	0	0	0	0	0	0	0	0	0	0	1	0	0	0	.314
Mar 23	at Auburn	*dh	4	1	1	0	0	0	0	1	0	0	0	0	0	0	1	0	0	0	.308
Mar 29	LSU	*dh	3	1	0	0	0	0	0	1	0	0	0	0	0	0	2	0	0	0	.286
Apr 02	ARKANSAS STAT	*dh	3	2	2	4	1	0	1	0	0	0	0	0	0	0	1	0	0	0	.311
Totals		15gs	45	12	14	13	3	0	4	10	3	0	2	0	0	0	14	5	6	0	.311

On base pct. .456 • Slugging pct. .644



INDIVIDUAL GAME-BY-GAME

#12 Jared Sprague-Lott - 20 games (All games)

Date	Opponent	Pos	AB	R	H	RBI	2B	3B	HR	BB	SB	CS	HBP	SAC	SF	GDP	K	PO	A	E	Avg	
Feb 16	JAMES MADISON	*3b	2	1	2	2	0	0	1	2	0	0	0	0	0	0	0	2	2	1	0	1.000
Feb 17	JAMES MADISON	*3b	3	1	1	2	0	0	0	2	0	0	0	0	0	0	0	2	2	4	0	.600
Feb 19	JAMES MADISON	*3b	4	0	0	0	0	0	0	0	0	0	0	0	0	0	0	2	0	0	1	.333
Feb 23	vs Oregon State	*3b	3	1	1	0	0	0	0	0	0	0	1	0	0	0	0	0	1	0	0	.333
Feb 24	vs Oklahoma State	*3b	5	1	3	0	2	0	0	1	0	0	0	0	0	0	1	0	1	2	2	.412
Feb 25	vs Michigan	*3b	4	0	2	0	1	0	0	0	1	0	1	0	0	0	0	1	2	2	0	.429
Feb 27	GRAMBLING	*3b	3	2	2	1	1	0	0	2	0	0	0	0	0	0	0	0	2	0	0	.458
Mar 01	MURRAY STATE	*3b	4	1	1	0	0	0	0	0	0	0	0	0	0	0	0	1	0	0	0	.429
Mar 02	MURRAY STATE	*3b	4	2	2	1	0	0	0	1	0	0	0	0	0	0	0	0	2	0	0	.438
Mar 03	MURRAY STATE	*3b	4	1	1	0	0	0	0	0	0	0	0	0	0	0	0	2	0	0	0	.417
Mar 09	MCNEESE-1	*3b	3	1	1	0	0	0	0	0	0	0	0	0	1	0	0	1	0	4	0	.410
Mar 10	MCNEESE	*3b	3	2	0	0	0	0	0	2	0	0	0	0	0	0	0	2	1	0	0	.381
Mar 15	MISSOURI	*3b	4	0	0	0	0	0	0	0	0	0	0	0	0	0	0	1	2	0	0	.348
Mar 17	MISSOURI	*3b	5	1	2	0	0	0	0	0	0	0	0	0	0	0	0	0	1	0	0	.353
Mar 21	at Auburn	*3b	4	0	0	0	0	0	0	0	0	0	0	0	0	0	0	0	1	0	0	.327
Mar 22	at Auburn	*3b	3	0	0	1	0	0	0	1	0	0	0	0	0	0	0	2	1	2	0	.310
Mar 23	at Auburn	*3b	4	1	2	3	0	0	1	0	0	0	1	0	0	0	0	0	1	0	0	.323
Mar 28	LSU	*3b	4	2	1	0	0	0	0	1	0	0	0	0	0	1	1	0	1	0	0	.318
Mar 29	LSU	*3b	3	0	0	0	0	0	0	1	0	0	0	1	0	0	2	1	2	0	0	.304
Mar 30	LSU	*3b	2	1	0	0	0	0	0	2	0	0	0	0	0	0	1	1	3	0	0	.296
Totals			20gs	71	18	21	10	4	0	2	15	1	0	3	2	0	1	12	15	30	5	.296

On base pct. .438 • Slugging pct. .437

#10 Peyton Stovall - 15 games (All games)

Date	Opponent	Pos	AB	R	H	RBI	2B	3B	HR	BB	SB	CS	HBP	SAC	SF	GDP	K	PO	A	E	Avg	
Mar 09	MCNEESE-1	*dh	4	0	1	0	0	0	0	0	0	0	0	0	0	0	1	0	0	0	0	.250
Mar 09	MCNEESE-2	*dh	4	2	2	3	0	0	1	1	0	0	0	0	0	0	1	0	0	0	0	.375
Mar 10	MCNEESE	*dh	5	2	2	2	0	0	0	0	0	0	0	0	0	0	0	0	0	0	0	.385
Mar 12	ORAL ROBERTS	*2b	5	0	1	2	0	0	0	0	0	0	0	0	0	0	1	1	2	0	0	.333
Mar 15	MISSOURI	*2b	3	1	0	0	0	0	0	1	0	0	0	0	0	0	1	1	1	0	0	.286
Mar 16	MISSOURI	*2b	2	1	1	1	0	0	1	1	1	0	1	0	0	0	0	1	1	0	0	.304
Mar 17	MISSOURI	*2b	5	2	2	1	1	0	0	0	0	0	0	0	0	0	1	3	2	0	0	.321
Mar 21	at Auburn	*2b	2	0	0	0	0	0	0	1	0	1	1	0	0	0	0	1	4	0	0	.300
Mar 22	at Auburn	*2b	4	0	1	1	0	0	0	0	0	0	0	0	0	1	0	1	3	0	0	.294
Mar 23	at Auburn	*2b	5	1	2	0	0	0	0	0	0	0	0	0	0	0	2	0	6	0	0	.308
Mar 26	LITTLE ROCK	*2b	3	2	1	2	0	0	1	1	0	0	0	0	0	0	1	1	3	0	0	.310
Mar 28	LSU	*2b	4	0	2	1	0	0	0	1	0	0	0	0	0	0	2	2	0	0	0	.326
Mar 29	LSU	*2b	5	0	3	1	2	0	0	0	0	0	0	0	0	0	1	3	6	0	0	.353
Mar 30	LSU	*2b	4	1	2	3	0	0	1	1	0	0	0	0	0	0	1	3	5	0	0	.364
Apr 02	ARKANSAS STAT	*2b/d	3	2	0	0	0	0	0	1	0	0	1	0	0	0	0	0	1	0	0	.345
Totals			15gs	58	14	20	17	3	0	4	8	1	1	3	0	1	0	13	17	34	0	.345

On base pct. .443 • Slugging pct. .603

#25 Brady Tygart - 3 games (All games)

Date	Opponent	Pos	AB	R	H	RBI	2B	3B	HR	BB	SB	CS	HBP	SAC	SF	GDP	K	PO	A	E	Avg	
Feb 24	vs Oklahoma State	*p	0	0	0	0	0	0	0	0	0	0	0	0	0	0	0	0	2	0	0	.000
Mar 02	MURRAY STATE	*p	0	0	0	0	0	0	0	0	0	0	0	0	0	0	0	0	1	0	0	.000
Mar 22	at Auburn	*p	0	0	0	0	0	0	0	0	0	0	0	0	0	0	0	0	2	0	0	.000
Totals			3gs	0	0	0	0	0	0	0	0	0	0	0	0	0	0	0	5	0	0	.000

On base pct. .000 • Slugging pct. .000

#25 Brady Tygart - 7 appearances (All games)

Date	Opponent	GS	IP	H	R	ER	BB	SO	2B	3B	HR	WP	BK	HBP	IBB	Score	W-L	Sv	ERA	NP
Feb 17	JAMES MADISON	*	5.0	2	1	1	2	4	0	0	0	0	0	0	3	15-5	1-0	0	1.80	78
Feb 24	vs Oklahoma State	*	6.0	3	0	0	2	6	0	0	0	0	0	1	0	1-2	1-0	0	0.82	78
Mar 02	MURRAY STATE	*	5.0	3	1	1	1	10	0	0	1	0	0	0	0	11-1	2-0	0	1.12	76
Mar 09	MCNEESE-2	*	4.0	3	0	0	2	8	0	0	0	0	0	3	0	11-1	3-0	0	0.90	88
Mar 16	MISSOURI	*	4.2	1	0	0	4	7	0	0	0	0	0	2	0	6-0	3-0	0	0.73	87
Mar 22	at Auburn	*	3.2	3	3	3	5	4	1	0	0	1	1	0	0	6-5	3-0	0	1.59	76
Mar 30	LSU	*	4.0	5	4	4	0	3	0	0	3	0	0	1	0	7-5	3-0	0	2.51	68
Totals			7	32.1	20	9	9	16	42	1	0	4	1	1	10	0 57-19	3-0	0	2.51	-



#4 Jack Wagner - 8 games (All games)

Date	Opponent	Pos	AB	R	H	RBI	2B	3B	HR	BB	SB	CS	HBP	SAC	SF	GDP	K	PO	A	E	Avg	
Feb 16	JAMES MADISON	*dh	3	1	1	0	1	0	0	1	1	0	0	0	0	0	0	0	0	0	0	.333
Feb 18	JAMES MADISON	*1b	3	0	1	1	0	0	0	0	0	0	1	0	0	1	0	6	0	1	0	.333
Feb 24	vs Oklahoma State	1b	1	0	0	0	0	0	0	0	0	0	0	0	0	0	1	1	0	0	0	.286
Feb 27	GRAMBLING	ph/1	2	1	1	1	1	0	0	1	0	0	0	0	0	0	0	1	1	1	0	.333
Mar 03	MURRAY STATE	*1b	4	0	1	0	0	0	0	0	0	0	0	0	0	0	1	1	0	0	1	.308
Mar 26	LITTLE ROCK	*dh	3	1	1	2	0	0	1	0	0	0	0	0	1	0	0	0	0	0	0	.312
Mar 28	LSU	*dh	4	1	1	1	0	0	1	1	0	0	0	0	0	0	2	0	0	0	0	.300
Apr 02	ARKANSAS STAT	ph/1	1	0	0	0	0	0	0	0	0	0	0	0	0	0	1	1	0	0	0	.286
Totals		5gs	21	4	6	5	2	0	2	3	1	0	1	0	1	1	5	10	1	2		.286

On base pct. .385 • Slugging pct. .667

#8 Hudson White - 20 games (All games)

Date	Opponent	Pos	AB	R	H	RBI	2B	3B	HR	BB	SB	CS	HBP	SAC	SF	GDP	K	PO	A	E	Avg	
Feb 16	JAMES MADISON	*c	3	1	1	1	0	0	1	1	0	0	0	0	0	0	1	13	0	0	0	.333
Feb 17	JAMES MADISON	*dh	4	2	2	2	2	0	0	2	0	0	0	0	0	0	0	0	0	0	0	.429
Feb 18	JAMES MADISON	*c	3	0	1	0	1	0	0	2	0	0	0	0	0	0	1	15	2	0	0	.400
Feb 19	JAMES MADISON	*dh	4	2	1	0	1	0	0	0	0	0	0	0	0	0	0	0	0	0	0	.357
Feb 23	vs Oregon State	*c	4	0	0	0	0	0	0	0	0	0	0	0	0	0	3	23	0	0	0	.278
Feb 24	vs Oklahoma State	*dh	6	0	0	0	0	0	0	1	0	0	0	0	0	0	0	0	0	0	0	.208
Feb 27	GRAMBLING	*dh	3	1	1	2	0	0	0	0	0	0	0	0	0	0	0	0	0	0	0	.222
Mar 01	MURRAY STATE	*c	4	0	0	0	0	0	0	0	0	0	0	0	0	0	0	19	1	0	0	.194
Mar 03	MURRAY STATE	*c	3	1	1	0	0	0	0	0	0	0	0	0	0	0	1	16	1	0	0	.206
Mar 05	UCA	ph/c	1	0	0	1	0	0	0	0	0	0	0	0	1	0	1	1	0	0	0	.200
Mar 09	MCNEESE-1	*c	4	0	2	1	1	0	0	0	0	0	0	0	0	1	0	14	1	0	0	.231
Mar 10	MCNEESE	*c	1	2	0	1	0	0	0	2	0	0	1	0	0	0	1	8	0	0	0	.225
Mar 15	MISSOURI	*c	4	0	1	0	0	0	0	0	0	0	0	0	0	0	1	12	1	0	0	.227
Mar 17	MISSOURI	*c	3	1	1	1	1	0	0	0	0	0	1	0	0	0	0	13	1	0	0	.234
Mar 21	at Auburn	*c	4	0	3	0	0	0	0	0	0	1	0	0	0	0	0	17	0	0	0	.275
Mar 22	at Auburn	*dh	4	0	0	0	0	0	0	0	0	0	0	0	0	0	2	0	0	0	0	.255
Mar 23	at Auburn	*c	4	1	1	0	0	0	0	0	0	0	1	0	0	0	1	6	0	1	0	.254
Mar 28	LSU	*c	3	1	1	0	0	0	0	2	0	0	0	0	0	0	1	18	1	0	0	.258
Mar 29	LSU	*c	5	0	2	1	1	0	0	0	0	0	0	0	0	0	1	13	0	0	0	.269
Mar 30	LSU	*dh	4	0	1	0	0	0	0	0	0	0	0	0	0	0	0	0	0	0	0	.268
Totals		19gs	71	12	19	10	7	0	1	10	0	1	3	0	1	1	14	188	8	1		.268

On base pct. .376 • Slugging pct. .408

#1 Ty Wilmsmeyer - 21 games (All games)

Date	Opponent	Pos	AB	R	H	RBI	2B	3B	HR	BB	SB	CS	HBP	SAC	SF	GDP	K	PO	A	E	Avg	
Feb 16	JAMES MADISON	*of	4	0	1	0	0	0	0	0	0	0	0	0	0	0	2	0	0	0	0	.250
Feb 17	JAMES MADISON	*of	5	2	3	5	0	0	1	0	0	0	0	0	0	0	0	5	0	0	0	.444
Feb 18	JAMES MADISON	*of	3	0	1	0	0	0	0	1	0	1	0	0	0	0	1	3	0	0	0	.417
Feb 19	JAMES MADISON	*of	3	1	0	0	0	0	0	1	0	0	0	0	0	1	0	2	0	0	0	.333
Feb 23	vs Oregon State	*of	4	0	1	0	0	0	0	0	0	0	0	0	0	0	2	0	0	0	0	.316
Feb 24	vs Oklahoma State	*of	4	0	1	0	0	0	0	1	1	0	0	1	0	0	0	1	0	0	0	.304
Feb 25	vs Michigan	*of	3	0	0	0	0	0	0	0	0	0	1	0	0	0	2	1	0	0	0	.269
Mar 01	MURRAY STATE	*of	3	0	0	0	0	0	0	0	0	0	0	0	0	0	1	1	0	0	0	.241
Mar 05	UCA	pr/of	0	0	0	0	0	0	0	1	0	0	0	0	0	0	0	0	0	0	0	.241
Mar 09	MCNEESE-1	*of	2	0	0	0	0	0	0	0	0	0	0	0	0	0	2	1	0	0	0	.226
Mar 10	MCNEESE	*of	3	2	2	2	0	0	0	1	0	0	0	0	0	0	0	2	0	0	0	.265
Mar 12	ORAL ROBERTS	*of	2	1	0	0	0	0	0	1	0	0	0	1	0	0	1	2	0	0	0	.250
Mar 15	MISSOURI	*of	4	0	0	0	0	0	0	0	0	0	0	0	0	0	2	2	0	0	0	.225
Mar 16	MISSOURI	pr/of	1	1	0	0	0	0	0	0	0	0	0	0	0	0	0	1	0	0	0	.220
Mar 17	MISSOURI	*of	2	2	1	0	0	0	0	1	0	0	1	0	0	0	0	0	0	0	0	.233
Mar 21	at Auburn	*of	4	0	1	0	0	0	0	0	0	0	0	0	0	0	0	1	0	0	0	.234
Mar 22	at Auburn	*of	4	0	2	0	0	0	0	0	0	0	0	0	0	0	1	1	0	0	0	.255
Mar 23	at Auburn	*of	4	0	0	0	0	0	0	0	0	0	0	0	0	0	1	4	1	0	0	.236
Mar 28	LSU	*of	3	1	2	1	0	0	0	1	0	0	0	0	0	0	0	1	0	0	0	.259
Mar 29	LSU	*of	4	1	1	1	1	0	0	0	0	0	0	0	0	0	3	2	0	0	0	.258
Mar 30	LSU	*of	4	1	1	3	0	0	0	0	0	0	0	0	0	1	0	2	0	0	0	.258
Totals		19gs	66	12	17	12	1	0	1	8	1	1	2	2	0	2	18	32	1	0		.258

On base pct. .355 • Slugging pct. .318



INDIVIDUAL GAME-BY-GAME

#45 Gage Wood - 2 games (All games)

Date	Opponent	Pos	AB	R	H	RBI	2B	3B	HR	BB	SB	CS	HBP	SAC	SF	GDP	K	PO	A	E	Avg
Feb 27	GRAMBLING	p	0	0	0	0	0	0	0	0	0	0	0	0	0	0	0	1	0	0	.000
Mar 10	MCNEESE	p	0	0	0	0	0	0	0	0	0	0	0	0	0	0	0	2	1	0	.000
Totals		0gs	0	0	0	0	0	0	0	0	0	0	0	0	0	0	0	3	1	0	.000

On base pct. .000 • Slugging pct. .000

#45 Gage Wood - 9 appearances (All games)

Date	Opponent	GS	IP	H	R	ER	BB	SO	2B	3B	HR	WP	BK	HBP	IBB	Score	W-L	Sv	ERA	NP
Feb 16	JAMES MADISON		2.1	1	0	0	0	4	0	0	0	0	0	0	0	6-4	0-0	1	0.00	36
Feb 23	vs Oregon State		1.0	2	1	1	0	1	0	0	1	0	0	0	0	5-4	1-0	1	2.70	16
Feb 27	GRAMBLING		1.0	0	0	0	0	2	0	0	0	0	0	0	0	21-1	1-0	1	2.08	21
Mar 03	MURRAY STATE		0.1	3	1	1	0	1	0	0	0	0	0	0	0	5-3	1-0	1	3.86	23
Mar 05	UCA		1.0	0	0	0	1	1	0	0	0	0	0	0	0	9-7	1-0	1	3.18	14
Mar 10	MCNEESE		2.1	3	1	1	0	3	0	1	0	0	0	0	0	18-5	2-0	1	3.38	33
Mar 17	MISSOURI		1.0	0	0	0	1	1	0	0	0	0	0	0	0	9-1	2-0	1	3.00	16
Mar 22	at Auburn		0.2	2	0	0	0	2	1	0	0	0	0	1	0	6-5	2-0	1	2.79	23
Apr 02	ARKANSAS STAT		1.0	0	0	0	0	2	0	0	0	0	0	0	0	13-0	2-0	1	2.53	11
Totals		0	10.2	11	3	3	2	17	1	1	1	0	0	1	0	92-30	2-0	1	2.53	-

2024 SCHEDULE / RESULTS |||



	Opponent	Score	Winning Pitcher	Losing Pitcher	Save	Attendance	Time
FEB.							
16	James Madison	W, 6-4	McEntire (1-0)	Mozoki (0-1)	Wood (1)	9,432	2:33
17	James Madison	W, 15-5 (8)	Tygart (1-0)	Kuhle (0-1)	Frank (1)	10,096	2:59
18	James Madison	L, 7-3	Vogatsky (1-0)	Gaeckle (0-1)		9,134	3:19
19	James Madison	W, 4-0	Fisher (1-0)	Smith (0-1)		8,648	2:08
23	vs. #7 Oregon State ^	W, 5-4	Wood (1-0)	Hutcheson (0-1)	Faherty (1)	13,038	2:39
24	vs. Oklahoma State ^	L, 2-1 (14)	Molsky (1-0)	Fisher (1-1)		16,271	4:02
25	vs. Michigan ^	W, 4-3	Molina (1-0)	Vigue (0-1)	Frank (2)	7,459	2:42
27	Grambling	W, 21-1 (7)	Fisher (2-1)	Peguero (0-2)		8,913	2:34

MARCH

1	Murray State	W, 5-1	Smith, H. (1-0)	Vernon (1-1)	Gaeckle (1)	9,215	2:18
2	Murray State	W, 11-1 (8)	Tygart (2-0)	Valero (1-2)		11,048	2:35
3	Murray State	W, 5-3	Molina (2-0)	Fender (0-1)	McEntire (1)	9,396	2:53
5	UCA	W, 9-7	Fisher (3-1)	Parlin (0-2)	Gaeckle (2)	8,948	2:42
9	McNeese State [DH-1]	W, 3-1	Smith, H. (2-0)	LeJeune (2-1)	Gaeckle (3)	11,031	2:42
9	McNeese State [DH-2]	W, 11-1 (8)	Tygart (3-0)	Voss (0-3)	Frank (3)	11,031	2:44
10	McNeese State	W, 18-5 (7)	Wood (2-0)	Morrow (3-1)		9,296	2:41
12	Oral Roberts	W, 4-2	Fisher (4-1)	Sanford (1-2)	Gaeckle (4)	9,401	2:37
15	Missouri *	W, 8-0	Smith, H. (3-0)	Lunceford (1-1)		10,109	2:27
16	Missouri *	W, 6-0	McEntire (2-0)	Mayer (0-4)		10,434	2:26
17	Missouri *	W, 9-1	Molina (3-0)	Rustad (3-2)		9,867	2:39
21	at #23 Auburn *	W, 1-0	Smith, H. (4-0)	McBride (3-1)	Gaeckle (5)	4,410	2:34
22	at #23 Auburn *	W, 6-5	Dossett (2-0)	Armstrong (0-1)	McEntire (2)	4,006	3:45
23	at #23 Auburn *	L, 8-6	Carlson (2-0)	Gaeckle (0-2)	Cannon (1)	5,087	2:57
26	Little Rock	W, 11-0 (7)	Bybee (1-0)	Stubber (4-1)		8,537	2:18
28	#8 LSU *	W, 7-4	Smith, H. (5-0)	Ulloa (0-1)	Hewlett (1)	11,027	3:18
29	#8 LSU *	W, 4-3 (10)	Hewlett (1-0)	Hurd (1-4)		11,156	3:16
30	#8 LSU *	W, 7-5	Frank (1-0)	Ackenhausen (2-3)	McEntire (3)	10,924	2:51

APRIL

2	Arkansas State	W, 13-0 (7)	Fisher (5-1)	Turner (1-2)		8,988	2:17
4	Ole Miss *						
5	Ole Miss *						
6	Ole Miss *						
9	San Jose State *						
10	San Jose State *						
12	at Alabama *						
13	at Alabama *						
14	at Alabama *						
16	Texas Tech						
17	Texas Tech						
19	at South Carolina *						
20	at South Carolina *						
21	at South Carolina *						
23	vs. UAPB @						
26	Florida *						
27	Florida *						
28	Florida *						
30	Missouri State						

MAY

1	Missouri State						
3	at Kentucky *						
4	at Kentucky *						
5	at Kentucky *						
10	Mississippi State *						
11	Mississippi State *						
12	Mississippi State *						
16	at Texas A&M *						
17	at Texas A&M *						
18	at Texas A&M *						

* SEC opponent / ^ Kubota College Baseball Series (Globe Life Field in Arlington, Texas) / @ Game played at Dickey-Stephens Park in North Little Rock, Ark.