



ARKANSAS BASEBALL

ArkansasRazorbacks.com ||| @RazorbackBSB ||| Contact: Oliver Grigg (ogrigg@uark.edu)

2024 SCHEDULE & RESULTS

FEBRUARY

| | | | |
|----|-----------------------|-------------|-------------|
| 16 | JAMES MADISON | SECN+ | W, 6-4 |
| 17 | JAMES MADISON | SECN+ | W, 15-5 (8) |
| 18 | JAMES MADISON | SECN+ | L, 7-3 |
| 19 | JAMES MADISON | SECN+ | W, 4-0 |
| 23 | vs. #7 Oregon State ^ | FloBaseball | W, 5-4 |
| 24 | vs. Oklahoma State ^ | FloBaseball | L, 2-1 (14) |
| 25 | vs. Michigan ^ | FloBaseball | W, 4-3 |
| 27 | GRAMBLING | SECN+ | W, 21-1 (7) |

MARCH

| | | | |
|----|----------------|-------|-------------|
| 1 | MURRAY STATE | SECN+ | W, 5-1 |
| 2 | MURRAY STATE | SECN+ | W, 11-1 (8) |
| 3 | MURRAY STATE | SECN+ | W, 5-3 |
| 5 | UCA | SECN+ | W, 9-7 |
| 9 | McNEESE [DH-1] | SECN+ | W, 3-1 |
| 9 | McNEESE [DH-2] | SECN+ | W, 11-1 (8) |
| 10 | McNEESE | SECN+ | W, 18-5 (7) |
| 12 | ORAL ROBERTS | SECN+ | W, 4-2 |
| 15 | MISSOURI * | SECN+ | W, 8-0 |
| 16 | MISSOURI * | SECN+ | W, 6-0 |
| 17 | MISSOURI * | SECN+ | W, 9-1 |
| 21 | #23 Auburn * | SECN | W, 1-0 |
| 22 | #23 Auburn * | SECN+ | W, 6-5 |
| 23 | #23 Auburn * | SECN+ | L, 8-6 |
| 26 | LITTLE ROCK | SECN+ | W, 11-0 (7) |
| 28 | #8 LSU * | ESPN2 | W, 7-4 |
| 29 | #8 LSU * | SECN | W, 4-3 (10) |
| 30 | #8 LSU * | SECN+ | W, 7-5 |

APRIL

| | | | |
|----|----------------------|-------|-------------|
| 2 | ARKANSAS STATE | SECN+ | W, 13-0 (7) |
| 4 | OLE MISS * | SECN | W, 5-2 |
| 5 | OLE MISS * | SECN+ | W, 8-3 |
| 6 | OLE MISS * | SECN+ | W, 7-4 |
| 9 | SAN JOSE STATE | SECN+ | W, 5-1 |
| 10 | SAN JOSE STATE | SECN+ | W, 8-2 |
| 12 | #25 Alabama * | SECN+ | W, 5-3 |
| 13 | #25 Alabama * | SECN+ | L, 4-3 (10) |
| 14 | #25 Alabama * | SECN+ | L, 5-0 |
| 16 | TEXAS TECH | ESPN2 | 7 P.M. |
| 17 | TEXAS TECH | SECN | 4 P.M. |
| 19 | #20 South Carolina * | SECN+ | 6 p.m. |
| 20 | #20 South Carolina * | SECN+ | 3 p.m. |
| 21 | #20 South Carolina * | SECN+ | 12:30 p.m. |
| 23 | vs. UAPB @ | SECN+ | 6 p.m. |
| 26 | FLORIDA * | SECN | 7 P.M. |
| 27 | FLORIDA * | ESPN2 | NOON |
| 28 | FLORIDA * | SECN+ | 2 P.M. |
| 30 | MISSOURI STATE | SECN+ | 6:30 P.M. |

MAY

| | | | |
|----|---------------------|-------|-----------|
| 1 | MISSOURI STATE | SECN+ | 4 P.M. |
| 3 | Kentucky * | SECN+ | 5:30 p.m. |
| 4 | Kentucky * | SECN+ | 1 p.m. |
| 5 | Kentucky * | SECN+ | Noon |
| 10 | MISSISSIPPI STATE * | SECN+ | 6:30 P.M. |
| 11 | MISSISSIPPI STATE * | SECN+ | 6 P.M. |
| 12 | MISSISSIPPI STATE * | SECN | 2 P.M. |
| 16 | Texas A&M * | SECN+ | 6 p.m. |
| 17 | Texas A&M * | SECN+ | 6 p.m. |
| 18 | Texas A&M * | SECN+ | 1 p.m. |

All times Central; Home game in **BOLD**; * - SEC opponent

^ - Kubota College Baseball Series (Globe Life Field in Arlington, Texas)

@ - Game played at Dickey-Stephens Park in North Little Rock, Ark.

GAME 36 ||| TEXAS TECH vs. #2 ARKANSAS ||| APRIL 16

FAYETTEVILLE, ARK. ||| BAUM-WALKER STADIUM ||| ESPN2



26-11
9-9 Big 12

TEXAS TECH RED RAIDERS

In the Polls.....NR (BA) | NR (D1Baseball)
.....RV (NCBWA) | NR (PG) | RV (USA Today)
Head Coach.....Tim Tadlock
Career Record.....446-228 (12th season)
Record at Texas Tech.....Same



30-5
12-3 SEC

ARKANSAS RAZORBACKS

In the Polls.....2 (BA) | 2 (D1Baseball)
.....3 (NCBWA) | 2 (PG) | 2 (USA Today)
Head Coach.....Dave Van Horn
Career Record.....1,454-686 (36th season)
Record at Arkansas.....869-446 (22nd season)

ON THE MOUND

Texas Tech LHP Zach Erdman (0-0, 7.24 ERA)

vs.

Arkansas RHP Ben Bybee (2-0, 1.00 ERA)

LEADING OFF

DOUBLE MIDWEEK AT BAUM-WALKER

- No. 2 Arkansas begins its second five-game week in as many weeks inside the friendly confines of Baum-Walker Stadium, playing host to longtime foe Texas Tech in a double midweek series.
- First pitch between the Razorbacks and Red Raiders is scheduled for 7 p.m. Tuesday, April 16, on ESPN2 with Karl Ravech (play-by-play) and Kyle Peterson (analyst) on the call.

HOGS' HISTORIC START

- Arkansas is 30-5 overall through its first 35 games of the 2024 campaign.
- The Hogs' 30-5 record is tied for their best 35-game start of the Dave Van Horn era and their most wins through 35 games since the 2021 season.
- In 2021, Arkansas began 30-5 before finishing with 50 wins for only the fourth time in program history.

HISTORY LESSON

- Arkansas maintains a 47-15 overall series record against Texas Tech, including a 22-6 lead in Fayetteville.
- Under Dave Van Horn, the Hogs are 5-1 overall and 1-0 at home in the series.
- The last regular-season midweek contest between the Hogs and Red Raiders was during the 2018 season, resulting in a 5-1 Arkansas home win.

HOME SWEET BAUM-WALKER

- Entering Tuesday night's midweek series opener against Texas Tech, Arkansas is 25-1 (.962 winning percentage) at home this season.
- The Hogs have won a program-record 23 consecutive games at Baum-Walker Stadium, tied for the second-longest home winning streak in school history.
- The Razorbacks won 27 games in a row at George Cole Field, their ballpark from 1975-95, in the 1984-85 seasons.
- Arkansas has won 28 or more games at home in six consecutive seasons (2017, 2018, 2019, 2021, 2022, 2023), including a program-record 34 wins in 2018.

MIDWEEK MOJO

- Arkansas is 7-0 in midweek games this season, including wins against Grambling, UCA, Oral Roberts, Little Rock and Arkansas State and a two-game sweep over San Jose State.
- Following this week's two-game set against Texas Tech, three midweek games remain on Arkansas' 2024 regular schedule, including an in-state showdown against UAPB (April 23) in North Little Rock and a pair of games against Missouri State (April 30-May 1).
- The Razorbacks last went unbeaten in midweek contests during the 2005 season, posting a 9-0 midweek record.



Arkansas ace **Hagen Smith** matched Jess Todd's single-game program record for strikeouts after his 17-strikeout performance against No. 7 Oregon State on Feb. 23.

H. SMITH

- Junior **LHP Hagen Smith**, the Razorback ace and team captain, is in the conversation for the best pitcher in all of college baseball.
- A two-time SEC Pitcher of the Week this season, Smith is just the fourth pitcher in Razorback history to earn the conference's top weekly honor multiple times in a season, joining David Walling (1999), Nick Schmidt (2006) and Kevin Koppes (2021).
- Smith, who earned the start on Opening Day for the second season in a row, was the first Arkansas pitcher to make consecutive season-opening starts since Blaine Knight did so in 2017-18.
- In one of the greatest pitching performance in school history, Smith tied an Arkansas single-game record with his 17-strikeout gem against nationally ranked Oregon State (Feb. 23) in the Kubota College Baseball Series at Globe Life Field in Arlington, Texas.
- Smith, named the SEC Pitcher of the Week for his effort, threw just 78 pitches in six innings and matched Jess Todd's program record for strikeouts in a game, doing so in 40 fewer pitches than Todd threw against South Carolina (May 24, 2007) in the SEC Tournament.
- Smith was named the SEC Pitcher of the Week for the second time this season after firing six scoreless innings with 12 strikeouts, his fourth double-digit strikeout game of the season, in Arkansas' series-opening shutout road win against Auburn (March 21).
- Smith was a consensus All-American in 2023 after making 18 appearances with 11 starts on the mound and posting an 8-2 record with a 3.64 ERA, a team-leading 109 strikeouts and a pair of saves in 71.2 innings of work during his outstanding sophomore campaign.
- In SEC play, Smith made 11 appearances with five starts, and went 5-1 record with a 3.07 ERA. The left-hander totaled 65 strikeouts over 44 innings and held opposing hitters to a .201 batting average.
- A semifinalist for last year's Golden Spikes Award and the College Baseball Foundation's National Pitcher of the Year Award, Smith was one of two starting pitchers, along with LSU ace Paul Skenes, to receive All-SEC first-team honors one season ago.
- The Bullard, Texas, native became Arkansas' first starting pitcher to earn All-SEC first-team accolades since RHP Ryne Stanek in 2013.

STRIKEOUT SPRINT TO 300

- **LHP Hagen Smith**, who has 89 strikeouts in 47.0 innings this season, has racked up 288 strikeouts in 196.0 career innings of work.
- Smith, who is third on Arkansas' career strikeouts list (286), is just 13 strikeouts shy of tying Matt Carnes, who ranks second on Arkansas' career strikeouts list with 301 career punchouts.
- Smith surpassed the 200-strikeout plateau against Murray State (March 1) to enter the top 10 for career strikeouts by a Razorback.

SMITH'S 2024 SEASON (9 APPEARANCES/9 STARTS)

| DATE | OPPONENT | W-L-S | IP | H | R | ER | BB | SO | NP/S |
|------|----------------------|-------|-----|---|---|----|----|----|--------|
| 2/16 | James Madison * | ND | 1.0 | 1 | 3 | 3 | 2 | 2 | 42/25 |
| 2/23 | vs. #17 Oregon St. * | ND | 6.0 | 3 | 0 | 0 | 1 | 17 | 78/59 |
| 3/1 | Murray State * | W | 6.0 | 1 | 1 | 1 | 1 | 12 | 81/54 |
| 3/9 | McNeese [DH-1]* | W | 4.0 | 1 | 0 | 0 | 3 | 9 | 64/38 |
| 3/15 | Missouri * | W | 6.0 | 2 | 0 | 0 | 1 | 10 | 99/65 |
| 3/21 | at #23 Auburn * | W | 6.0 | 3 | 0 | 0 | 2 | 12 | 87/56 |
| 3/28 | #8 LSU * | W | 6.0 | 5 | 2 | 2 | 0 | 10 | 97/65 |
| 4/4 | Ole Miss * | W | 6.0 | 4 | 2 | 2 | 4 | 11 | 105/68 |
| 4/12 | at #25 Alabama * | W | 6.0 | 2 | 0 | 0 | 3 | 6 | 96/56 |

SMITH'S 2023 SEASON (18 APPEARANCES/11 STARTS)

| DATE | OPPONENT | W-L-SV | IP | H | R | ER | BB | SO | NP/S |
|------|------------------------|--------|-----|---|---|----|----|----|--------|
| 2/17 | vs. Texas * | ND | 5.0 | 1 | 0 | 0 | 2 | 8 | 68/44 |
| 2/24 | Eastern Illinois * | W | 4.2 | 3 | 0 | 0 | 3 | 6 | 97/56 |
| 3/3 | Wright State * | W | 4.2 | 3 | 1 | 1 | 5 | 7 | 105/61 |
| 3/10 | Louisiana Tech * | W | 5.0 | 4 | 2 | 2 | 4 | 7 | 86/55 |
| 3/17 | Auburn | SV | 3.0 | 0 | 0 | 0 | 2 | 5 | 44/26 |
| 3/19 | Auburn | ND | 0.2 | 0 | 0 | 0 | 0 | 1 | 7/5 |
| 3/24 | at #1 LSU | W | 4.2 | 5 | 3 | 3 | 3 | 8 | 80/49 |
| 4/1 | Alabama | W | 3.0 | 5 | 2 | 2 | 1 | 3 | 52/36 |
| 4/7 | at Ole Miss [DH-2] * | L | 5.0 | 4 | 4 | 4 | 2 | 7 | 69/45 |
| 4/14 | #16 Tennessee | SV | 3.0 | 1 | 0 | 0 | 0 | 7 | 55/38 |
| 4/22 | at Georgia * | ND | 5.0 | 3 | 2 | 2 | 3 | 8 | 96/54 |
| 4/27 | Texas A&M | W | 4.0 | 2 | 0 | 0 | 2 | 4 | 70/43 |
| 5/5 | at Mississippi State * | W | 5.0 | 2 | 2 | 1 | 5 | 8 | 112/62 |
| 5/12 | #6 South Carolina * | ND | 5.2 | 4 | 1 | 1 | 3 | 7 | 94/58 |
| 5/18 | at #12 Vanderbilt * | W | 5.0 | 5 | 2 | 2 | 2 | 7 | 84/57 |
| 5/25 | vs. #5 LSU * | ND | 3.2 | 5 | 2 | 2 | 1 | 9 | 76/49 |
| 6/4 | #17 TCU * | L | 1.0 | 6 | 8 | 8 | 2 | 1 | 42/23 |
| 6/5 | #17 TCU | ND | 3.2 | 3 | 1 | 1 | 2 | 6 | 67/45 |

SMITH'S 2022 SEASON (20 APPEARANCES/15 STARTS)

| DATE | OPPONENT | W-L-S | IP | H | R | ER | BB | SO | NP/S |
|------|-------------------------|-------|-----|---|---|----|----|-------|--------|
| 2/19 | Illinois State * | W | 6.0 | 5 | 0 | 0 | 1 | 5 | 77/56 |
| 2/27 | vs. #6 Stanford * | L | 2.1 | 6 | 3 | 3 | 2 | 3 | 58/33 |
| 3/5 | Southeastern [DH-1] * W | 7.0 | 2 | 2 | 2 | 3 | 9 | 97/61 | |
| 3/12 | UIC * | W | 5.0 | 4 | 1 | 1 | 3 | 8 | 100/58 |
| 3/19 | Kentucky * | W | 6.0 | 5 | 3 | 3 | 3 | 7 | 92/54 |
| 3/26 | at Missouri * | ND | 5.0 | 6 | 3 | 3 | 3 | 5 | 96/59 |
| 4/2 | Mississippi State * | W | 6.0 | 3 | 3 | 3 | 3 | 7 | 87/54 |
| 4/8 | at Florida * | L | 4.1 | 7 | 7 | 6 | 2 | 1 | 77/48 |
| 4/15 | #15 LSU * | W | 7.0 | 2 | 0 | 0 | 1 | 7 | 98/64 |
| 4/23 | at Texas A&M * | ND | 3.0 | 2 | 1 | 1 | 5 | 1 | 70/32 |
| 4/30 | Ole Miss * | ND | 6.0 | 7 | 2 | 2 | 2 | 8 | 98/58 |
| 5/7 | at #19 Auburn * | ND | 4.0 | 3 | 2 | 2 | 3 | 4 | 81/47 |
| 5/14 | #24 Vanderbilt * | ND | 2.2 | 4 | 5 | 5 | 4 | 3 | 67/37 |
| 5/21 | at Alabama | ND | 1.1 | 3 | 5 | 5 | 2 | 4 | 37/21 |
| 5/27 | vs. Florida | ND | 1.0 | 0 | 0 | 0 | 0 | 2 | 16/10 |
| 6/4 | at #6 Oklahoma St. * | ND | 1.1 | 1 | 2 | 2 | 4 | 1 | 46/22 |
| 6/6 | at #6 Oklahoma St. | SV | 2.0 | 0 | 0 | 0 | 1 | 4 | 35/23 |
| 6/11 | at #11 UNC | SV | 1.0 | 1 | 0 | 0 | 0 | 1 | 19/14 |
| 6/12 | at #11 UNC | ND | 1.1 | 3 | 1 | 1 | 0 | 2 | 31/22 |
| 6/22 | vs. Ole Miss * | W | 5.0 | 2 | 1 | 1 | 4 | 8 | 90/56 |

* Indicates start



CAREER STRIKEOUTS

IN PROGRAM HISTORY

1. NICK SCHMIDT, 345
2. MATT CARNES, 301
3. HAGEN SMITH, 288
4. DAVID WALLING, 283
5. SCOTT TABOR, 261
6. BLAINE KNIGHT, 244
7. KEVIN KOPPS, 232
8. CHARLEY BOYCE, 229
9. GERALD HANNAHS, 225
10. ISAIAH CAMPBELL, 224



H A G E N S M I T H


A ||| RAZORBACK NOTES

CAN YOU DIGGS IT

- Junior **OF Kendall Diggs** entered the 2024 campaign as a preseason All-SEC first-team honoree, as well as one of the Razorbacks' three team captains alongside LHP Hagen Smith and INF Peyton Stovall.
- Diggs slashed .299/.436/.547 with 12 home runs, a team-leading 63 runs batted in and a team-high 46 walks over 58 games in 2023.
- The Olathe, Kan., native, who received All-SEC second-team honors as designated hitter/utility last season, posted a .291/.437/.495 slash line with four homers and a team-leading 33 RBI in conference play.
- Diggs finished his stellar sophomore season with 14 multi-hit games and a team-leading 17 multi-RBI games. He also logged a season-long 13-game hitting streak and reached base in a team-leading 34 consecutive games.
- For his career, Diggs has swatted 21 career home runs, seven of which have been three-run homers. He has also hit two grand slams.

STOVE'S HEATING UP

- Junior **INF Peyton Stovall** returned to the lineup after missing the first 12 games of the season due to a broken foot suffered during a preseason scrimmage.
- The Razorback team captain slashed .253/.330/.393 with five homers and 31 RBI in 38 games last season, playing through a shoulder injury before he was shut down to undergo surgery to repair a torn labrum.
- As a true freshman in 2022, Stovall played in 52 games with 51 starts and slashed .295/.373/.425 with six homers and 31 RBI.
- In the 2022 NCAA Tournament, he slashed a team-best .429/.451/.571 with two homers and 13 RBI in 11 games. He finished tied for the team lead in hits (21) during the Razorbacks' postseason run.
- In the College World Series, Stovall slashed .360/.360/.520 with one home run and a team-leading 10 RBI in five games.
- He racked up a season-high five hits, including a double, and tallied three RBI vs. Auburn in Omaha, becoming the first player with five hits in a College World Series game since UNC's Dustin Ackley (2009).



Razorback infielder and team captain **Peyton Stovall** returned to the lineup after missing the first 12 games with a broken foot suffered during a preseason scrimmage.



Pitcher **Brady Tygart** enters his junior campaign as the Razorbacks' No. 2 starter after he was named an All-American by the College Baseball Foundation in 2023.

BRADY T

- Junior **RHP Brady Tygart** is expected to be a mainstay in the Razorback rotation this season.
- Tygart made 10 appearances with six starts on the mound in 2023. Despite missing time due to an injury scare, he finished his sophomore season with a 3-1 record with a 3.20 ERA, 31 strikeouts and one save in 25.1 innings to earn All-America honors from the College Baseball Foundation.
- The Hernando, Miss., native allowed only 11 runs (nine earned) and issued only eight walks all season. He limited opposing hitters to .167 batting average.
- In SEC play, Tygart made four appearances (all starts) on the mound and posted a 1-0 record with a 1.80 ERA in 10.0 innings. He allowed just two runs while striking out 12 against conference opponents, and held opposing hitters to a minuscule .094 batting average.

GOT THAT WOOD

- Sophomore **RHP Gage Wood** will play a key role in the Razorback bullpen this season.
- As a true freshman in 2023, Wood emerged as Arkansas' closer, going 2-0 with a 4.80 ERA, 42 strikeouts and a team-leading five saves in 30.0 innings of work.
- The Batesville, Ark., native limited opposing hitters to a meager .198 batting average during the season and earned a spot on the Freshman All-SEC Team at the year's end.
- All five of Wood's saves came in SEC play, and all five of his saves were of the multi-inning variety, including three three-inning saves.
- He became the fourth Arkansas freshman since 2003, Dave Van Horn's first year, to record five or more saves in a single season.

| Year | Pitcher | Saves |
|-------------|----------------------|----------|
| 2024 | RHP Gabe Gaeckle | 6 |
| 2023 | RHP Gage Wood | 5 |
| 2022 | RHP Brady Tygart | 8 |
| 2011 | RHP Nolan Sanburn | 8 |
| 2010 | RHP DJ Baxendale | 7 |

- Entering 2024, Wood was named to the preseason watch list for the National Collegiate Baseball Writers Association Stopper of the Year Award, given to the top relief pitcher in college baseball.



MADE THE ACE

- Junior **LHP Mason Molina** was a big-time transfer portal pickup.
- The left-hander from Rancho Santa Margarita, Calif., started 16 games on the mound last season at Texas Tech, finishing with a 6-2 record and a 3.67 ERA over a team-high 83.1 innings to earn All-Big 12 honors at the year's end.
- Molina racked up a team-leading 108 strikeouts to go with just 35 walks on the year. He was the team leader in wins (6) while limiting opposing hitters to a .208 batting average.
- As a true freshman in 2022, Molina appeared in 20 games with nine starts on the mound. The lefty, who struck out 71 on the year, owned a 1.96 ERA out of the pen in 11 relief appearances over 18.1 innings.
- For his career, Molina has racked up 244 strikeouts in 184.1 innings.
- As of April 15, the left-hander is one of just six active SEC pitchers, with 200 or more career strikeouts to their name.

| Rank | Career Strikeouts | Player |
|-----------|-------------------|---------------------------------|
| 1. | 313 | Ty Good* (South Carolina) |
| 2. | 288 | Hagen Smith (Arkansas) |
| 3. | 244 | Mason Molina* (Arkansas) |
| 4. | 236 | Dominic Niman* (Kentucky) |
| 5. | 224 | Carter Holton (Vanderbilt) |
| 6. | 212 | Trey Pooser* (Kentucky) |
| 7. | 195 | Drew Beam (Tennessee) |
| 8. | 187 | Will McEntire (Arkansas) |
| 9. | 186 | Luke Holman (LSU) |
| 10. | 185 | Bobby Alcock* (Alabama) |
| 11. | 173 | Colson Buchanan* (Alabama) |
| 12. | 169 | Daniel Padysak* (Georgia) |
| 13. | 167 | Thatcher Hurd* (LSU) |

*Indicates stats from a non-SEC school also included



Freshman pitcher **Colin Fisher** has six wins through his first nine career appearances. He is four wins shy of matching Scott Tabor's freshman record of 10 set in 1979.

BIG TUNA

- True freshman **LHP Colin Fisher** has wasted no time proving he can pitch at a high level on the collegiate level.
- The Noble, Okla., native is 6-1 with a 1.96 ERA and 24 strikeouts over the first 23.0 innings of his collegiate career. Fisher is second on the Razorbacks on the wins (6) behind only ace **LHP Hagen Smith** (7).
- Fisher made his collegiate debut on the mound in a start against James Madison (Feb. 19), twirling a season-long five shutout innings with four strikeouts to earn his first collegiate win.
- His second appearance came in relief against Oklahoma State (Feb. 24) in the Kubota College Baseball Series at Globe Life Field in Arlington, Texas, where he struck out a season-high six batters over 2.1 innings to earn SEC Co-Freshman of the Week honors.
- Fisher improved to 3-1 on the year after firing three innings of two-run ball with four strikeouts against UCA (March 5).
- The left-hander earned his fourth win against ORU (March 12), spinning three scoreless frames with four strikeouts.
- Fisher's sixth win of the season came in a start against San Jose State (April 10), tossing three shutout innings with three strikeouts.
- Before Arkansas, Fisher was rated the No. 5 overall prospect and the No. 2 left-handed pitcher in Oklahoma by Perfect Game.

BIG MAC

- Veteran **RHP Will McEntire** can do it all on the mound for the Hogs.
- The redshirt senior has pitched in 52 career games with 19 starts, racking up 187 strikeouts over 182.1 innings of work.
- As a reliever, McEntire has seven career saves, including four this year, and has at least one save in each of the last three seasons. He earned his first save of 2024 against Murray State (March 3).
- One of McEntire's best career outings came during the 2023 season in a start against Louisiana Tech (March 11), throwing a nine-inning complete game with six strikeouts on 97 pitches. He allowed just one unearned run on three hits and a walk in the dominant performance.
- His nine-inning complete game was the first by a Razorback pitcher since RHP Dominic Taccolini's 10-inning complete game shutout against SEC Eastern Division foe Kentucky in 2016.
- His three-hitter was the first by a Razorback since RHP Ryne Stanek's nine-inning complete game three-hitter at #6 South Carolina in 2013.



Junior left-hander **Mason Molina**, who has 238 career strikeouts in 178.1 innings, is one of only six active SEC pitchers with 200 or more career strikeouts.



Infielder **Wehiwa Aloy**, a Sacramento State transfer, was a consensus All-American last season after slashing .376/.427/.662 with 14 home runs and 46 RBI on the year.

ALOHOGS

- Sophomore **INF Wehiwa Aloy** is a name you need to know.
- Aloy, a Sacramento State transfer, was a consensus Freshman All-American last season after slashing .376/.427/.662 with 14 home runs and 46 runs batted in.
- Also named the Western Athletic Conference Freshman of the Year, Aloy racked up 88 hits, including 15 doubles and five triples, with 69 runs scored during his rookie campaign in 2023.
- Aloy enters the 2024 season, his first with the Razorbacks, as a preseason All-American by the NCBWA.
- The shortstop also earned a spot on the preseason watch list for this year's Golden Spikes Award.
- Aloy is one of two Hawai'i natives, along with freshman **INF Nolan Souza**, on this year's Arkansas roster. He is one of three native-born Hawaiian student-athletes in Arkansas baseball history, including **INF Rick Nomura** (2015-16) and Souza.

FROM LUBBOCK TO FAYETTEVILLE

- Junior **C Hudson White** was another significant portal transfer who came to Arkansas from Texas Tech during the offseason.
- White was teammates with fellow transfer and All-Big 12 performer **LHP Mason Molina** at Texas Tech.
- The Keller, Texas, native played in 49 games last season at Texas Tech and slashed .296/.397/.550 with 11 homers and 49 RBI.
- White recorded 10 multi-RBI games, including three games with five or more RBI, for the Red Raiders.
- During his freshman campaign in 2021, White was named the Big 12 Freshman of the Year and earned Freshman All-America honors from Collegiate Baseball and Perfect Game after hitting .260 on the year with 11 doubles, six home runs and 40 RBI.
- White, who was one of seven unanimous selections for the Big 12 All-Freshman Team, became just the sixth Texas Tech freshman to earn Big 12 Freshman of the Year honors, and the third since 2017, joining Josh Jung (2017) and Gabe Holt (2018)

GET THE GACK

- True freshman **RHP Gabe Gaeckle** has quickly established himself as the Razorbacks' most dependable bullpen arm.
- Through 12 appearances, the right-hander boasts a team-leading six saves with a 3.38 ERA and 29 strikeouts over 21.1 innings of work.
- Gaeckle, a native of Aptos, Calif., is holding opposing hitters to a meager .143 batting average against this season.
- Five of his six saves this year are of the multi-inning variety.
- Gaeckle is the fifth Arkansas freshman pitcher since 2003, Dave Van Horn's first year as head coach of the Razorbacks, to record five or more saves in a single season.

POWERED BY THE PORTAL

- Head coach Dave Van Horn and the Razorbacks took full advantage of the transfer portal during the offseason, adding eight Division I transfers and one junior college transfer.

| Player | Former School(s) |
|------------------------|-----------------------|
| INF Wehiwa Aloy | Sacramento State |
| OF Will Edmunson | Hutchinson CC |
| LHP Stone Hewlett | Kansas |
| OF Ross Lovich | Missouri |
| LHP Mason Molina | Texas Tech |
| INF Jared Sprague-Lott | Richmond |
| INF/OF Jack Wagner | Kansas/Tarleton State |
| C Hudson White | Texas Tech |
| OF Ty Wilmsmeyer | Missouri |

- Five of the Hogs' nine college transfers were in the Opening Day starting lineup: **C Hudson White**, **INF Jared Sprague-Lott**, **INF Wehiwa Aloy**, **OF Ty Wilmsmeyer** and **INF/OF Jack Wagner**.
- Returning Opening Day starters **INF Peyton Holt** (Crowder College) and **INF Ben McLaughlin** (Hutchinson CC) also transferred to Arkansas. Both went to junior college before arriving in Fayetteville.
- **OF Kendall Diggs** and **OF Jayson Jones**, meanwhile, are the Hogs' lone Opening Day starters who were high school recruits.

PICKED TO WIN THE SEC

- The Razorbacks were predicted to win the 2024 Southeastern Conference baseball championship as voted by the league's 14 head coaches in the annual preseason poll.
- Arkansas received nine first-place votes. It is the first time since 2013 that the Hogs, who are also predicted to win the SEC Western Division, have been picked to win the SEC baseball championship.

NOT ONE, NOT TWO, NOT THREE... BUT 59 STRIKEOUTS!

- The Razorback pitching staff totaled an SEC-record 59 strikeouts in a three-game series on Feb. 23-25 in the Kubota College Baseball Series at Globe Life Field in Arlington, Texas.
- The MLB record is 52 strikeouts in a three-game series, which was accomplished by the Houston Astros in a three-game set against the Baltimore Orioles on May 24-26, 2016.
- Powered by **LHP Hagen Smith's** program record-tying 17 strikeouts, Arkansas pitchers recorded 23 strikeouts against Oregon State to break the previous single-game program record for strikeouts (18).
- The next day, the Hogs tallied 25 strikeouts in a 14-inning marathon against Oklahoma State to reset the single-game program record.
- Arkansas pitchers closed out the weekend in Arlington, Texas, with 11 more strikeouts, including 10 by starter **LHP Mason Molina**, against Michigan, bringing the three-game total to 59, a new SEC record.

D1BASEBALL

2024 PRESEASON PLAYER RANKINGS

TOP 50 CATCHERS

- No. 30 - Hudson White

TOP 50 FIRST BASEMEN

- No. 16 - Jack Wagner

TOP 50 SECOND BASEMEN

- No. 50 - Peyton Stovall

TOP 50 THIRD BASEMAN

- No. 47 - Peyton Holt

TOP 50 SHORTSTOPS

- No. 6 - Wehiwa Aloy

TOP 100 OUTFIELDERS

- No. 17 - Kendall Diggs

TOP 100 STARTING PITCHERS

- No. 2 - Hagen Smith
- No. 17 - Brady Tygart
- No. 23 - Mason Molina

TOP 50 RELIEF PITCHERS

- No. 13 - Gage Wood

2024 MLB DRAFT

TOP 200 COLLEGE PROSPECTS

- No. 7 - Hagen Smith (LHP)
- No. 37 - Brady Tygart (RHP)
- No. 57 - Mason Molina (LHP)
- No. 149 - Peyton Stovall (2B)
- No. 164 - Hudson White (C)
- No. 197 - Kendall Diggs (OF)

2025 MLB DRAFT

TOP 100 COLLEGE PROSPECTS

- No. 10 - Wehiwa Aloy (SS)



TOP PROSPECTS FOR 2024 MLB DRAFT

- No. 15 - Hagen Smith (LHP)

Scouting grades from Jonathan Mayo/MLB Pipeline:
Fastball: 60 | Slider: 65 | Splitter: 50 | Control: 45 | Overall: 55

Scouting report from Jonathan Mayo/MLB Pipeline:
"Smith has better stuff than any southpaw in this Draft and could be the first pitcher selected if he can find more consistency this spring ... He has a strong 6-foot-3, 215-pound frame built for durability and could become a frontline starter if he can harness his stuff."

BA Baseball America

TOP 20 SEC 2024 DRAFT PROSPECTS

- No. 4 - Hagen Smith (LHP)
- No. 17 - Brady Tygart (RHP)

TOP 10 SEC FRESHMEN

- No. 5 - Ryder Helfrick (C)

BEST TOOLS - SEC

- Best baserunner - Ty Wilksmeyer
- Best defensive outfielder - Ty Wilksmeyer
- Best breaking ball - Hagen Smith

TOP 10 COLLEGE PROSPECTS FOR THE 2025 MLB DRAFT

- No. 7 - Wehiwa Aloy (SS)



PERFECT GAME

TOP 75 COLLEGE FRESHMEN

- No. 5 - Ryder Helfrick (C)
- No. 9 - Gabe Gaeckle (RHP)
- No. 11 - Hunter Dietz (LHP)
- No. 12 - Adam Hachman (LHP)
- No. 32 - Nolan Souza (MIF)

TOP 100 COLLEGE SOPHOMORES

- No. 26 - Wehiwa Aloy (SS)
- No. 57 - Jayson Jones (3B/OF)
- No. 92 - Parker Coil (LHP)

TOP 100 COLLEGE JUNIORS

- No. 15 - Hagen Smith (LHP)
- No. 66 - Mason Molina (LHP)
- No. 67 - Peyton Stovall (2B)
- No. 74 - Brady Tygart (RHP)
- No. 94 - Hudson White (C)

TOP 75 COLLEGE SENIORS

- No. 31 - Peyton Holt (3B)
- No. 41 - Ben McLaughlin (INF)

TOP 2024 MLB DRAFT PROSPECTS

- No. 5 - Hagen Smith (LHP)
- No. 27 - Mason Molina (LHP)
- No. 28 - Peyton Stovall (2B)
- No. 30 - Brady Tygart (RHP)
- No. 41 - Hudson White (C)
- No. 49 - Kendall Diggs (3B/OF)

TOP 2025 MLB DRAFT PROSPECTS

- No. 10 - Wehiwa Aloy (SS)
- No. 21 - Jayson Jones (3B/OF)

TOP 2026 MLB DRAFT PROSPECTS

- No. 3 - Ryder Helfrick (C)
- No. 5 - Gabe Gaeckle (RHP)
- No. 6 - Hunter Dietz (LHP)
- No. 7 - Adam Hachman (LHP)
- No. 15 - Nolan Souza (MIF)



Since the start of the 2017 season, Arkansas has recorded **319 total wins**. The Razorbacks are the winningest program in all of college baseball in that span.

MACHINE OF CONSISTENCY

- Since the start of the 2017 season, Arkansas is the winningest college baseball programs in the entire country.

| Team | Total Wins (2017 - '18 - '19 - '20 - '21 - '22 - '23 - '24) |
|-----------------|---|
| Arkansas | 319 (45 - 48 - 46 - 11 - 50 - 46 - 43 - 30) |
| Oregon State | 307 (56 - 55 - 36 - 5 - 37 - 48 - 41 - 29) |
| Florida | 303 (52 - 49 - 34 - 16 - 38 - 42 - 54 - 18) |
| Southern Miss | 301 (50 - 44 - 40 - 12 - 40 - 47 - 46 - 22) |
| East Carolina | 299 (47 - 46 - 44 - 13 - 47 - 44 - 32 - 27) |
| Vanderbilt | 299 (36 - 35 - 59 - 13 - 49 - 39 - 42 - 26) |
| LSU | 297 (52 - 39 - 40 - 12 - 38 - 40 - 54 - 22) |
| Texas Tech | 297 (45 - 45 - 46 - 16 - 39 - 39 - 41 - 26) |
| Tennessee | 292 (27 - 29 - 40 - 15 - 50 - 57 - 44 - 30) |

- Under Dave Van Horn, who is in his 22nd year as the Razorbacks' head coach, Arkansas has tallied seven 45-win seasons.

| Season | Total Wins |
|--------|------------|
| 2004 | 45 |
| 2012 | 46 |
| 2017 | 45 |
| 2018 | 48 |
| 2019 | 46 |
| 2021 | 50 |
| 2022 | 46 |

- Excluding the shortened 2020 season, the Hogs are the only SEC team, and one of only two teams in the country (along with Southern Miss), to record 40 or more wins in each of the last six full seasons.

| Season | Overall Wins | SEC Wins |
|--------|--------------|----------|
| 2017 | 45 | 18 |
| 2018 | 48 | 18 |
| 2019 | 46 | 20 |
| 2021 | 50 | 22 |
| 2022 | 46 | 18 |
| 2023 | 43 | 20 |

HISTORIC HOGS

- Arkansas has won 18-plus SEC games in six consecutive seasons. LSU is the only other team in SEC history to record at least six consecutive seasons of 18 or more SEC victories (10 consecutive seasons with 18 or more SEC wins from 1996-2005).
- Arkansas has started 8-4 or better in SEC play for seven consecutive seasons. It is the best stretch of starting 8-4 or better in SEC play by a team since LSU did so in eight consecutive seasons from 1991-98.

THE BIG 2-0

- Arkansas went 20-10 in SEC play in the 2023 regular season, finishing with 20 or more SEC victories for the fourth time in program history.

| Year | SEC Record (Finish) |
|------|--|
| 1999 | 22-8 (SEC overall champions) |
| 2019 | 20-10 (SEC Western Division champions) |
| 2021 | 22-8 (SEC overall champions) |
| 2023 | 20-10 (SEC overall champions) |

SEC TITLE TALK

- Arkansas head coach Dave Van Horn is one of only 11 head coaches in SEC history to win at least three SEC regular-season championships.

| Coach | School | Championships |
|----------------------|-------------------|---------------|
| Skip Bertman | LSU | 7 |
| Kevin O'Sullivan | Florida | 6 |
| Tim Corbin | Vanderbilt | 4 |
| Paul Mainieri | LSU | 4 |
| Paul Gregory | Mississippi State | 4 |
| Paul Nix | Auburn | 4 |
| Tom Swayze | Ole Miss | 4 |
| Ray Tanner | South Carolina | 3 |
| Dave Van Horn | Arkansas | 3 |

GONE STREAKING

- Arkansas has recorded 10 winning streaks of 10 or more games, including two such winning streak this season, since head coach Dave Van Horn took over at the helm of the program.

| Winning Streak | Dates |
|----------------|--------------------------------|
| 16 | March 7, 2020-March 13, 2021 |
| 15 | Feb. 25-March 22, 2024 |
| 15 | March 1-28, 2023 |
| 13 | April 3-23, 2010 |
| 12 | March 5-25, 2022 |
| 12 | Feb. 11-March 8, 2005 |
| 11 | March 26-April 12, 2024 |
| 10 | May 16-June 5, 2021 |
| 10 | March 4-21, 2012 |
| 10 | Feb. 11-March 5, 2003 |

- The Razorbacks' 15-game winning streaks in 2023 and 2024 were their longest in-season winning streak of the Van Horn era.
- They were also the longest in-season winning streaks in program history since the Hogs won the first 18 games of the 1996 season.

HOME SWEET BAUM-WALKER

- Arkansas is 25-1 (.962 winning percentage) inside the friendly confines of Baum-Walker Stadium this season.
- This season, the Razorbacks have won a program-record 23 consecutive games at Baum-Walker Stadium (Feb. 19-present).
- Excluding 2020, Arkansas has won 28 or more games at home in six consecutive seasons, including a program-record 34 wins in 2018.

| Year | Home Record | Overall Record (Postseason) |
|------|-------------|------------------------------|
| 2017 | 29-8 | 45-19 (Regional) |
| 2018 | 34-4 | 48-21 (College World Series) |
| 2019 | 33-7 | 46-20 (College World Series) |
| 2020 | N/A | N/A |
| 2021 | 30-8 | 50-13 (Super Regional) |
| 2022 | 28-7 | 46-21 (College World Series) |
| 2023 | 32-6 | 43-18 (Regional) |



HOME WINS, HOME WINS AND MORE HOME WINS

- In order of winning percentage, here are the Razorbacks' top records at home since Baum-Walker Stadium opened in 1996.

| Year | Home Record | Winning Percentage |
|-------------|-------------|--------------------|
| 2024 | 25-1 | .962 |
| 2018 | 34-4 | .895 |
| 2023 | 32-6 | .842 |
| 2019 | 33-7 | .825 |
| 2022 | 28-7 | .800 |
| 2004 | 31-7 | .795 |

HOGS BOASTS COLLEGIATE BASEBALL'S NO. 1 RECRUITING CLASS

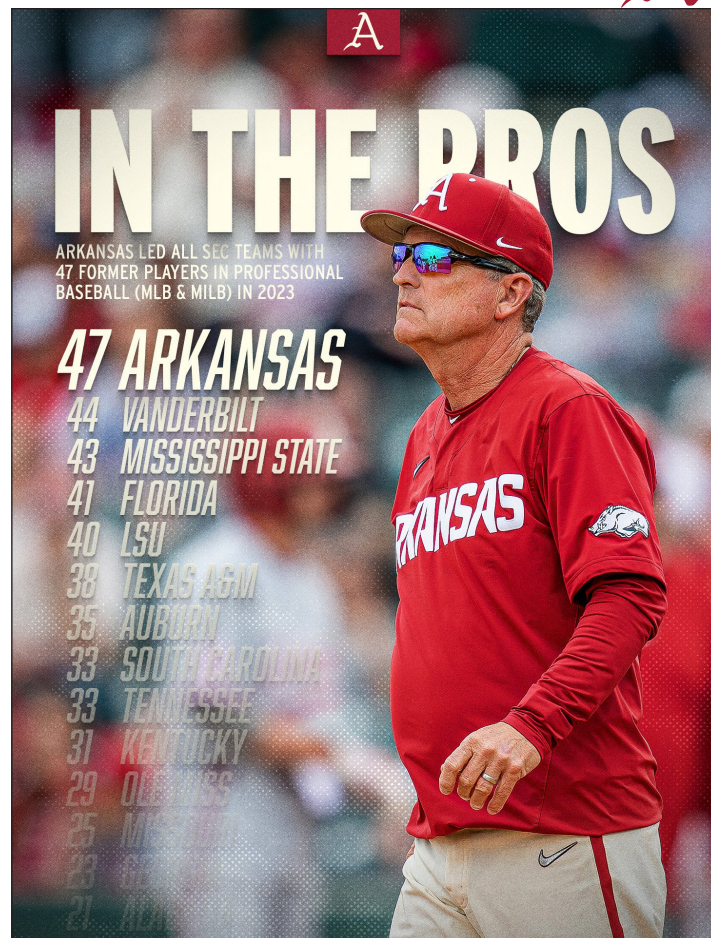
- For the first time in program history, head coach Dave Van Horn and the Hogs won Collegiate Baseball's national recruiting championship.
- Arkansas' star-studded 2023 recruiting class was named the nation's best by the publication, which released its top-50 class rankings on Tuesday, Sept. 26. The Hogs brought in 24 newcomers, including 14 freshmen, nine Division I transfers and one junior college product.
- This is the third year in a row that Arkansas has landed a top-five recruiting class as well as the program's fourth consecutive year with a top-10 recruiting class according to Collegiate Baseball.
- Arkansas is the only team in the country to earn a top-five recruiting class ranking in three consecutive years from Collegiate Baseball.
- The Hogs' 2021 and 2022 recruiting classes were lauded as the country's fourth-best and third-best, respectively.

J.B. & JOHNELLE HUNT FAMILY BASEBALL DEVELOPMENT CENTER

- The J.B. & Johnelle Hunt Family Baseball Development Center is a 49,000-square foot baseball performance facility, providing student-athletes with an expanded locker room, team meeting room, strength & conditioning center, training room, nutrition center, pitching development center and an in-venue batting tunnel.
- The one-of-a-kind facility, which opened ahead of the 2022 campaign, sits in the right-field corner of Baum-Walker Stadium.
- It also includes a tunnel to connect the facility to the first-base dugout and postgame press conference room.



The \$27 million, 49,000-square foot **J.B. & Johnelle Hunt Family Baseball Development Center** is the only one of its kind in all of college baseball.



Arkansas led all SEC teams with **47 former players** competing in professional baseball (MLB & MiLB) during the 2023 season.

PROHOGS

- Eight Hogs are on an MLB roster to begin the 2024 season.

| Player | Team | Draft Year |
|-------------------|--------------------------|------------|
| Jalen Beeks | Colorado Rockies | 2014 |
| Andrew Benintendi | Chicago White Sox | 2015 |
| Isaiah Campbell | Boston Red Sox | 2019 |
| Dominic Fletcher | Chicago White Sox | 2019 |
| James McCann | Baltimore Orioles | 2011 |
| Drew Smyly | Chicago Cubs | 2010 |
| Ryne Stanek | Seattle Mariners | 2013 |
| Trevor Stephan | Cleveland Guardians (IL) | 2017 |

- Six (6) former Razorbacks have won a World Series championship.

| Player | Team | Year |
|-------------------|---------------------|------|
| Dick Hughes | St. Louis Cardinals | 1967 |
| Eric Hinske | Boston Red Sox | 2007 |
| | New York Yankees | 2009 |
| Dallas Keuchel | Houston Astros | 2017 |
| Andrew Benintendi | Boston Red Sox | 2018 |
| Drew Smyly | Atlanta Braves | 2021 |
| Ryne Stanek | Houston Astros | 2022 |



SERIES HISTORY

INSIDE THE SERIES (SINCE 1960): TEXAS TECH

Overall Series Record: 47-14
 Record in Fayetteville, Ark.: 22-6
 Record in Lubbock, Texas: 20-7
 Record at Neutral Sites: 5-2

IN THE DVH ERA (2003-PRESENT): TEXAS TECH

Overall Series Record: 5-1
 Record in Fayetteville, Ark.: 1-0
 Record in Lubbock, Texas: 0-0
 Record at Neutral Sites: 4-1

In the DVH era (Arkansas leads, 5-1)

| DATE | SITE | W/L | SCORE |
|---------|--------------------|-----|-------|
| 3/2/12 | Houston, Texas | W | 3-1 |
| 2/28/16 | Houston, Texas | W | 10-6 |
| 4/24/18 | Fayetteville, Ark. | W | 5-1 |
| 6/20/18 | Omaha, Neb.+ | W | 7-4 |
| 6/17/19 | Omaha, Neb.+ | L | 5-4 |
| 2/20/21 | Arlington, Texas | W | 13-9 |

BOX SCORE FROM PREVIOUS MEETING

Arkansas Baseball #8 Arkansas vs #3 Texas Tech Feb 20, 2021 at Arlington, Texas (Globe Life Field)

Arkansas 13 (1-0)

Texas Tech 9 (0-1)

| Player | ab | r | h | rbi | bb | so | po | a | lob | Player | ab | r | h | rbi | bb | so | po | a | lob |
|-----------------------|----|----|----|-----|----|----|----|---|-----|----------------------|----|---|---|-----|----|----|----|---|-----|
| Robert Moore 2b | 3 | 1 | 2 | 1 | 2 | 0 | 1 | 4 | 0 | Dru Baker lf | 3 | 1 | 2 | 0 | 2 | 0 | 4 | 0 | 0 |
| Christian Franklin cf | 5 | 0 | 0 | 0 | 1 | 4 | 5 | 0 | 0 | Cal Conley 3b | 5 | 1 | 2 | 3 | 0 | 1 | 1 | 1 | 1 |
| Cullen Smith 1b | 4 | 2 | 1 | 1 | 2 | 0 | 5 | 0 | 2 | Dylan Neuse cf | 5 | 1 | 1 | 1 | 0 | 0 | 2 | 0 | 0 |
| Braydon Webb lf | 5 | 0 | 1 | 2 | 1 | 1 | 1 | 0 | 3 | Jace Jung 2b | 5 | 0 | 1 | 1 | 0 | 2 | 0 | 1 | 3 |
| Brady Slavens dh | 5 | 2 | 1 | 0 | 0 | 3 | 0 | 0 | 3 | Cole Stilwell 1b | 4 | 1 | 0 | 0 | 1 | 1 | 4 | 0 | 0 |
| Casey Opitz c | 2 | 3 | 1 | 0 | 3 | 0 | 9 | 1 | 0 | Easton Murrell rf | 3 | 1 | 0 | 0 | 2 | 1 | 0 | 0 | 0 |
| Cayden Wallace rf/3b | 4 | 2 | 1 | 0 | 1 | 1 | 3 | 0 | 1 | Braxton Fulford c | 4 | 1 | 1 | 3 | 0 | 1 | 14 | 0 | 0 |
| Jacob Nesbit 3b | 2 | 1 | 0 | 0 | 1 | 2 | 0 | 0 | 0 | Braydon Runion dh | 3 | 1 | 1 | 0 | 0 | 2 | 0 | 0 | 4 |
| Zack Gregory ph/rf | 2 | 0 | 1 | 0 | 0 | 1 | 0 | 0 | 0 | Max Marusak pr | 0 | 0 | 0 | 0 | 0 | 0 | 0 | 0 | 0 |
| Jalen Battles ss | 5 | 2 | 3 | 3 | 0 | 2 | 3 | 3 | 1 | Nate Rombach ph | 0 | 0 | 0 | 0 | 1 | 0 | 0 | 0 | 0 |
| Zebulon Vermillion p | 0 | 0 | 0 | 0 | 0 | 0 | 0 | 0 | 0 | Kurt Wilson ss | 3 | 2 | 1 | 0 | 1 | 2 | 2 | 0 | 1 |
| Caden Monke p | 0 | 0 | 0 | 0 | 0 | 0 | 0 | 0 | 0 | Patrick Monteverde p | 0 | 0 | 0 | 0 | 0 | 0 | 0 | 0 | 0 |
| Kevin Kopps p | 0 | 0 | 0 | 0 | 0 | 0 | 0 | 0 | 0 | Brandon Birdsell p | 0 | 0 | 0 | 0 | 0 | 0 | 0 | 0 | 0 |
| Kole Ramage p | 0 | 0 | 0 | 0 | 0 | 0 | 0 | 0 | 0 | Levi Wells p | 0 | 0 | 0 | 0 | 0 | 0 | 0 | 0 | 0 |
| Ryan Costeiu p | 0 | 0 | 0 | 0 | 0 | 0 | 0 | 0 | 0 | Ryan Sublette p | 0 | 0 | 0 | 0 | 0 | 0 | 0 | 0 | 0 |
| Elijah Trest p | 0 | 0 | 0 | 0 | 0 | 0 | 0 | 1 | 0 | Hayde Key p | 0 | 0 | 0 | 0 | 0 | 0 | 0 | 0 | 0 |
| Totals | 37 | 13 | 11 | 7 | 11 | 14 | 27 | 9 | 10 | Andrew Devine p | 0 | 0 | 0 | 0 | 0 | 0 | 0 | 0 | 0 |
| | | | | | | | | | | Derek Bridges p | 0 | 0 | 0 | 0 | 0 | 0 | 0 | 0 | 0 |
| | | | | | | | | | | Totals | 35 | 9 | 9 | 8 | 7 | 10 | 27 | 2 | 9 |

| Score by Innings | 1 | 2 | 3 | 4 | 5 | 6 | 7 | 8 | 9 | R | H | E |
|------------------|---|---|---|---|---|---|---|---|---|----|----|---|
| Arkansas | 0 | 0 | 0 | 0 | 1 | 4 | 3 | 0 | 5 | 13 | 11 | 2 |
| Texas Tech | 0 | 0 | 0 | 0 | 5 | 1 | 3 | 0 | 0 | 9 | 9 | 1 |

E - Opitz; Battles; Fulford, B.. DP - ARK 1. LOB - ARK 10; TTU 9. 2B - Battles; Baker, D.; Runion, B.. HR - Fulford, B.. HBP - Slavens; Fulford, B.; Runion, B.; Wilson, K.. SF - Moore. SB - Moore 2; Webb; Baker, D.; Wilson, K.. CS - Marusak, M..

| Arkansas | ip | h | r | er | bb | so | ab | bf | Texas Tech | ip | h | r | er | bb | so | ab | bf |
|--------------------|-----|---|---|----|----|----|----|----|--------------------|-----|---|---|----|----|----|----|----|
| Zebulon Vermillion | 4.0 | 3 | 2 | 2 | 2 | 4 | 15 | 18 | Patrick Monteverde | 4.0 | 1 | 0 | 0 | 2 | 5 | 13 | 15 |
| Caden Monke | 0.0 | 2 | 2 | 2 | 0 | 0 | 2 | 2 | Brandon Birdsell | 0.2 | 1 | 1 | 1 | 3 | 2 | 3 | 6 |
| Kevin Kopps | 1.0 | 2 | 1 | 1 | 1 | 2 | 5 | 6 | Levi Wells | 0.1 | 0 | 3 | 3 | 2 | 0 | 1 | 4 |
| Kole Ramage | 0.0 | 0 | 1 | 1 | 1 | 0 | 0 | 2 | Ryan Sublette | 2.0 | 4 | 4 | 4 | 1 | 3 | 9 | 11 |
| Ryan Costeiu | 1.0 | 0 | 2 | 2 | 2 | 0 | 3 | 5 | Hayde Key | 1.0 | 1 | 0 | 0 | 1 | 2 | 4 | 5 |
| Elijah Trest | 3.0 | 2 | 1 | 1 | 1 | 4 | 10 | 12 | Andrew Devine | 0.2 | 4 | 5 | 5 | 2 | 1 | 6 | 8 |
| | | | | | | | | | Derek Bridges | 0.1 | 0 | 0 | 0 | 0 | 1 | 1 | 1 |

Win - Trest (1-0). Loss - Devine, A. (0-1). Save - None.

WP - Kopps; Costeiu; Monteverde; Sublette, R. 2; Devine, A. 3. HBP - by Vermillion (Fulford, B.); by Wells, L. (Slavens); by Ramage (Wilson, K.); by Trest (Runion, B.). BK - Trest; Sublette, R..

Umpires - HP: Doug Williams 1B: Seth Buckminster 2B: Chris Griffith 3B: Will Thornwell

Start: 8:21 Time: 4:18 Attendance: 16908

Weather: Indoors

Vermillion faced 2 batters in the 5th.

Monke faced 2 batters in the 5th.

Wells, L. faced 3 batters in the 6th.

Ramage faced 2 batters in the 6th.

Costeiu faced 2 batters in the 7th.

HONORS & AWARDS

INF Wehiwa Aloy

NCBWA Preseason All-American (SS, Second Team)
 Golden Spikes Award Preseason Watch List
 Brooks Wallace Award Shortstop of the Week (Week 7)

OF Kendall Diggs

Coaches Preseason All-SEC (OF, First Team)

LHP Colin Fisher

SEC Co-Freshman of the Week (Week 2)
 Perfect Game Midseason Freshman All-American (RP, First Team)

RHP Gabe Gaeckle

Perfect Game Midseason Freshman All-American (RP, First Team)

LHP Mason Molina

NCBWA Preseason All-American (SP, Second Team)

RHP Will McEntire

D1Baseball Midseason All-American (RP, Second Team)
 Perfect Game Midseason All-American (RP, First Team)

LHP Hagen Smith

Baseball America Preseason All-American (SP, First Team)
 D1Baseball Preseason All-American (SP, First Team)
 Perfect Game Preseason All-American (SP, First Team)
 NCBWA Preseason All-American (SS, Second Team)
 Baseball America Preseason SEC Pitcher of the Year
 D1Baseball Preseason SEC Pitcher of the Year

Perfect Game Preseason SEC Pitcher of the Year
 Coaches Preseason All-SEC (SP, First Team)
 Golden Spikes Award Preseason Watch List
 SEC Pitcher of the Week (Week 2)
 D1Baseball National Pitcher of the Week (Week 2)
 Golden Spikes Award Performance of the Week (Week 2)
 NCBWA National Pitcher of the Week (Week 2)
 Perfect Game National Pitcher of the Week (Week 2)
 SEC Pitcher of the Week (Week 6)
 D1Baseball Midseason Top Pitcher
 Perfect Game Midseason Pitcher of the Year
 D1Baseball Midseason All-American (SP, First Team)
 Perfect Game Midseason All-American (SP, First Team)
 Golden Spikes Award Midseason Watch List
 NCBWA Dick Howser Trophy National Pitcher of the Month (March)

INF Nolan Souza

SEC Freshman of the Week (Week 8)

RHP Gage Wood

NCBWA Stopper of the Year Award Preseason Watch List



Left-hander **Hagen Smith**, who entered the 2024 campaign as a consensus preseason All-American and the Preseason SEC Pitcher of the Year by Baseball America, D1Baseball and Perfect Game, was named the SEC Pitcher of the Week and earned numerous national weekly awards after his 17-strikeout performance vs. #7 Oregon State on Feb. 23.



EASTERN DIVISION

Table with 14 columns: Team, SEC, Pct., GB, All, Pct., Home, Away, Neutral, Div., Top 25, Top 10, L10, Streak. Rows include Kentucky, Tennessee, South Carolina, Vanderbilt, Florida, Georgia, and Missouri.

WESTERN DIVISION

Table with 14 columns: Team, SEC, Pct., GB, All, Pct., Home, Away, Neutral, Div., Top 25, Top 10, L10, Streak. Rows include Arkansas, Texas A&M, Mississippi State, Alabama, Ole Miss, LSU, and Auburn.

SCHEDULE/RESULTS

Tuesday, April 16

Air Force at #1 Texas A&M - 5 p.m. [SECN+]
#3 Kentucky at Louisville - 6 p.m. [ACCN]
Bellarmine at #2 Tennessee - 6 p.m. [SECN+]
Jacksonville at Florida - 6:30 p.m. [SECN+]
UAB at #12 Alabama - 7 p.m. [SECN+]
Georgia Tech at Auburn - 7 p.m. [SECN]
Ole Miss at Arkansas State - 7 p.m. [ESPN+]
Alcorn State at Mississippi State - 7 p.m. [SECN+]
#19 South Carolina vs. The Citadel (Charleston, S.C.) - 7 p.m. [ESPN+]
#12 Vanderbilt at Lipscomb - 7 p.m. [ESPN+]
New Orleans at LSU - 7:30 p.m. [SECN+]
Missouri at Missouri State - 7:30 p.m. [ESPN+]
Texas Tech at #2 Arkansas - 8 p.m. [ESPN2]

Wednesday, April 17

Texas Tech at #2 Arkansas - 5 p.m. [SECN]

Thursday, April 18

*#1 Texas A&M at #12 Alabama - 7 p.m. [SECN]
*Florida at #12 Vanderbilt - 7:30 p.m. [ESPNU]

Friday, April 19

*Ole Miss at #23 Georgia - 6 p.m. [SECN+]
*#2 Tennessee at #3 Kentucky - 6:30 p.m. [SECN+]
*#1 Texas A&M at #12 Alabama - 7 p.m. [SECN+]
**#2 Arkansas at #19 South Carolina - 7 p.m. [SECN+]
*Auburn at Mississippi State - 7 p.m. [SECN+]
*Florida at #12 Vanderbilt - 7 p.m. [ESPN2]
*LSU at Missouri - 8 p.m. [SECN]

Saturday, April 20

*Ole Miss at #23 Georgia - 2 p.m. [SECN+]
*#2 Tennessee at #3 Kentucky - 2 p.m. [SECN+]
*#1 Texas A&M at #12 Alabama - 3 p.m. [SECN+]
**#2 Arkansas at #19 South Carolina - 3 p.m. [SECN+]
*Florida at #12 Vanderbilt - 3 p.m. [SECN+]
*LSU at Missouri - 5 p.m. [SECN+]
*Auburn at Mississippi State - 6 p.m. [SECN]

Sunday, April 21

*Ole Miss at #23 Georgia - 1 p.m. [SECN+]
*#2 Tennessee at #3 Kentucky - 1 p.m. [SECN+]
**#2 Arkansas at #19 South Carolina - 1:30 p.m. [SECN+]
*Auburn at Mississippi State - 2 p.m. [SECN+]
*LSU at Missouri - 3 p.m. [SECN+]

Next Weekend in the SEC (April 25-28)

*Alabama at Ole Miss
*Missouri at Tennessee
*Florida at Arkansas
*Auburn at LSU
*Georgia at Texas A&M
*Kentucky at South Carolina
*Mississippi State at Vanderbilt

All times Eastern
Rankings reflect highest among major polls
*SEC game

WEEK 10

SOUTHEASTERN CONFERENCE

AS OF APRIL 15

ACTIVE CAREER LEADERS

Runs Scored

| | | |
|-----|--------------------------------------|------------|
| 1. | Mac Bingham*, LSU | 175 |
| 2. | Braden Montgomery*, Texas A&M | 165 |
| 3. | Ethan Groff*, Ole Miss | 162 |
| 4. | Clayton Chadwick*, Georgia | 154 |
| 5. | Tommy White*, LSU | 152 |
| | Jared Sprague-Lott*, Arkansas | 152 |
| 7. | Grant Smith*, Kentucky | 148 |
| 8. | Ted Burton*, Texas A&M | 142 |
| 9. | Evan Sleight*, Alabama | 140 |
| 10. | Treyson Hughes*, Ole Miss | 139 |

Triples

| | | |
|----|--------------------------------------|----------|
| 1. | Max Grant*, Alabama | 13 |
| 2. | Mac Bingham*, LSU | 10 |
| 3. | Connor Hujsak*, Mississippi State | 7 |
| 4. | Cooper Weiss*, Auburn | 6 |
| | TJ McCants, Alabama | 6 |
| 6. | Ryan Targac, Texas A&M | 5 |
| | Jared Sprague-Lott*, Arkansas | 5 |
| | Paul Toetz*, Georgia | 5 |
| 9. | Dillon Carter*, Georgia | 4 |
| | Clayton Chadwick*, Georgia | 4 |
| | Jack Wagner*, Arkansas | 4 |
| | Grant Smith*, Kentucky | 4 |
| | Ethan Groff*, Ole Miss | 4 |

Stolen Bases

| | | |
|----|---------------------------------|-----------|
| 1. | Jacob Humphrey*, Vanderbilt | 89 |
| 2. | Cooper Weiss*, Auburn | 49 |
| 3. | Ryan Waldschmidt*, Kentucky | 48 |
| 4. | Ethan Groff*, Ole Miss | 42 |
| 5. | Amani Larry*, Mississippi State | 39 |
| | Ty Crittenger*, Kentucky | 38 |
| | Dylan Brewer*, South Carolina | 38 |
| | Emilien Pitre, Kentucky | 38 |
| 9. | Ty Wilmsmeyer, Arkansas | 34 |
| | Calvin Hewett, Vanderbilt | 34 |

Wins

| | | |
|-----|----------------------------------|-----------|
| 1. | Ty Good*, South Carolina | 29 |
| 2. | Dominic Niman*, Kentucky | 23 |
| 3. | Drew Beam, Tennessee | 22 |
| | Hagen Smith, Arkansas | 22 |
| 5. | Trey Pooser*, Kentucky | 20 |
| 6. | Devin Futrell, Vanderbilt | 19 |
| 7. | Tyler Davis*, Mississippi State | 17 |
| | Carter Holton, Vanderbilt | 17 |
| 9. | Carter Rustad*, Missouri | 16 |
| 10. | Khal Stephen*, Mississippi State | 15 |
| 11. | Chris Cortez, Texas A&M | 14 |
| 12. | Will McEntire, Arkansas | 13 |
| | Luke Holman, LSU | 13 |

Saves

| | | |
|-----|--------------------------------|----------|
| 1. | Brandon Neely, Florida | 15 |
| 2. | Zach DeVito*, Georgia | 14 |
| 3. | Alton Davis, Alabama | 12 |
| | Chris Veach*, South Carolina | 12 |
| 5. | AJ Causey*, Tennessee | 10 |
| 6. | Brady Tygart, Arkansas | 9 |
| | Ryan Slater, Florida | 9 |
| 8. | Justin Loer*, LSU | 8 |
| 9. | Brandt Pancer*, Georgia | 7 |
| | Will McEntire, Arkansas | 7 |
| 11. | Gage Wood, Arkansas | 6 |
| | Will Cannon, Auburn | 6 |
| | Gabe Gaeckle, Arkansas | 6 |

Strikeouts

| | | |
|-----|--------------------------------|------------|
| 1. | Ty Good*, South Carolina | 313 |
| 2. | Hagen Smith, Arkansas | 288 |
| 3. | Mason Molina*, Arkansas | 244 |
| 4. | Dominic Niman*, Kentucky | 236 |
| 5. | Carter Holton, Vanderbilt | 224 |
| 6. | Trey Pooser*, Kentucky | 212 |
| 7. | Drew Beam, Tennessee | 195 |
| 8. | Will McEntire, Arkansas | 187 |
| 9. | Luke Holman, LSU | 186 |
| 10. | Bobby Alcock*, Alabama | 185 |

Innings Pitched

| | | |
|-----|--------------------------------|--------------|
| 1. | Ty Good*, South Carolina | 279.0 |
| 2. | Dominic Niman*, Kentucky | 266.0 |
| 3. | Trey Pooser*, Kentucky | 255.0 |
| 4. | Drew Beam, Tennessee | 211.1 |
| 5. | Hagen Smith, Arkansas | 190.0 |
| 6. | Mason Molina*, Arkansas | 184.1 |
| 7. | Will McEntire, Arkansas | 182.1 |
| 8. | Daniel Padyak*, Georgia | 179.2 |
| 9. | Carter Holton, Vanderbilt | 178.1 |
| 10. | Devin Futrell, Vanderbilt | 177.0 |

* - Indicates stats from a previous non-SEC school are included

A || QUICK FACTS

GENERAL INFORMATION

Location..... Fayetteville, Ark.
 Founded..... 1871
 Enrollment..... 30,936
 Nickname..... Razorbacks
 School Colors..... Cardinal (PMS 201) and White
 Conference..... Southeastern (SEC)
 System President..... Dr. Donald R. Bobbitt (Arkansas, 1980)
 Chancellor..... Dr. Charles Robinson (Houston, 1987)
 Athletics Director..... Hunter Yurachek (Guilford, 1990)
 Faculty Athletic Rep..... Paul Adams (LSU, 1992)
 Athletics Website..... ArkansasRazorbacks.com
 Athletic Department Phone..... (479) 575-6533
 Ticket Office Phone..... (479) 575-5151

BAUM-WALKER STADIUM

Home Facility..... Baum-Walker Stadium at George Cole Field
 Capacity..... 11,121 (8,237 Chairbacks)
 Largest Crowd (actual)..... 12,167 vs. Missouri State (June 6, 2015)
 Stadium Opening..... April 13, 1996
 Dedication..... May 3, 1996
 Field Dimensions..... LL - 320, LC - 375, CF - 400, RC - 365, RL - 312
 Surface..... Grass

COACHES & SUPPORT STAFF

Head Coach..... Dave Van Horn (Arkansas, 1988)
 Record at Arkansas..... 869-446 (22 seasons, .662)
 Overall Division I Record..... 1,189-603 (30 seasons, .664)
 Overall as a Head Coach..... 1,454-686 (36 seasons, .680)
 DI Postseason Appearances (Total/at Arkansas)..... 23/19
 College World Series Appearances (Total/at Arkansas)..... 9/7
 (Neb: 2001, 2002; Ark: 2004, 2009, 2012, 2015, 2018, 2019, 2022)
 Assistant Coach/Recruiting Coordinator..... Nate Thompson (Dallas Baptist, 2006)
 Assistant Coach..... Matt Hobbs (Missouri, 2002)
 Assistant Coach..... Bobby Wernes (Arkansas, 2018)
 Director of Baseball Operations..... Clay Goodwin (Arkansas, 2005)
 Director of Strength & Conditioning..... Hunter Bell (Arkansas-Monticello, 2018)
 Director of Video & Scouting..... Zach Barr (Arkansas, 2017)
 Director of Analytics..... DJ Baxendale (Arkansas, 2019)
 Athletic Trainer..... Corey Wood (East Carolina, 2008)
 Equipment Manager..... Mark Taylor (Ouachita Baptist, 1988)
 Graduate Manager..... John McElroy
 Student Managers..... Ryan Cleinmark, Bryson Halford, Owen Hoover,
 Zane Ramey, Matthew Schluterman
 Sports Information Director..... Oliver Grigg (Tulane, 2017)
 Sport Administrator..... Kevin Trainor (Arkansas, 1994)
 Administrative Assistant..... Kelly Moore (Arkansas, 2004)

HISTORY

First Year of Arkansas Baseball..... 1897
 Years of Varsity Baseball at Arkansas..... 102
 (1897, 1901-03, 05, 08-16, 19-20, 22-29, 47-2024)
 All-Time Program Record..... 2,422-1,466-6 (.623)
 All-Time Conference Record/Years..... SEC: 489-426 (.535)/32
 SWC: 249-190 (.567)/23
 Combined: 738-616 (.546)/55
 Conference Titles/Years..... SEC Overall: 4/1999, 2004, 2021, 2023
 SEC Western Division: 8/1999, 2004, 2007, 2011, 2018, 2019, 2021, 2023
 SWC: 2/1989, 1990
 Conference Tournament Record/Years..... SEC: 40-45 (.471)/27
 SWC: 18-25 (.419)/14
 Combined: 58-70 (.453)/41
 Conference Tournament Titles/Years..... SEC: 1/2021
 SWC: 1/1985
 NCAA Postseason Appearances..... 34
 (1973, 79-80, 83, 85-90, 95-96, 98-99, 2002-15, 2017-19, 2021-23)
 NCAA Postseason Record..... 102-77 (.570)
 College World Series Appearances..... 11
 (1979, 1985, 1987, 1989, 2004, 2009, 2012, 2015, 2018, 2019, 2022)
 College World Series Record..... 18-22 (.450)
 NCAA Super Regional Appearances..... 10
 (2002, 2004, 2009, 2010, 2012, 2015, 2018, 2019, 2021, 2022)
 NCAA Super Regional Record..... 16-10 (.615)
 NCAA Regional Appearances..... 33
 NCAA Regional Record..... 68-45 (.602)
 Overall NCAA Regional Hosts..... 10 (1999, 2004, 2006, 2007, 2010, 2017, 2018, 2019, 2021, 2023)
 Best NCAA Finish..... 1979 & 2018 National Runner-Up

TEAM INFORMATION

2023 Overall Record..... 43-18
 Home..... 32-6
 Away..... 7-9
 Neutral..... 4-3
 SEC Record..... 20-10
 SEC Finish..... T-1st Overall
 SEC Tournament..... T-3rd
 Postseason..... NCAA Regional
 Lettermen Returning/Lost..... 20/13
 Position Starters (including DH) Returning/Lost..... 3/6
 Pitchers Returning/Lost..... 11/5
 Newcomers/Redshirts..... 22/1
 Captains..... OF Kendall Diggs, LHP Hagen Smith, INF Peyton Stovall

TOP RETURNING POSITION PLAYERS

| | | | |
|----------------|--------|-----|--|
| Kendall Diggs | OF | Jr. | .299/.436/.547, 51 R, 12 2B, 1 3B, 12 HR, 63 RBI, 1 SB |
| Peyton Holt | INF/OF | Sr. | .392/.489/.581, 24 R, 4 2B, 2 3B, 2 HR, 17 RBI, 6 SB |
| Ben McLaughlin | INF | Sr. | .346/.442/.487, 12 R, 3 2B, 1 3B, 2 HR, 14 RBI |
| Peyton Stovall | INF | Jr. | .253/.330/.393, 30 R, 4 2B, 1 3B, 5 HR, 31 RBI, 3 SB |

TOP RETURNING PITCHERS

| | | | |
|---------------|-----|-------|--------------------------------------|
| Will McEntire | RHP | R-Sr. | 8-3, 5.07 ERA, 87.0 IP, 83 SO, 2 SV |
| Hagen Smith | LHP | Jr. | 8-2, 3.64 ERA, 71.2 IP, 109 SO, 2 SV |
| Brady Tygart | RHP | Jr. | 3-1, 3.20 ERA, 25.1 IP, 31 SO, 1 SV |
| Gage Wood | RHP | So. | 2-0, 4.80 ERA, 30.0 IP, 42 SO, 5 SV |

TOP NEWCOMERS

| | | | |
|----------------|--------|-------|---|
| Wehiwa Aloy | INF | So. | Wailuku, Hawai'i (Sacramento State) |
| Hunter Dietz | LHP | Fr. | Trinity, Fla. (Calvary Christian HS) |
| Colin Fisher | LHP | Fr. | Noble, Okla. (Noble HS) |
| Gabe Gaeckle | RHP | Fr. | Aptos, Calif. (Aptos HS) |
| Ryder Helfrick | C | Fr. | Discovery Bay, Calif. (Clayton Valley Charter HS) |
| Mason Molina | LHP | Jr. | Rancho Santa Margarita, Calif. (Texas Tech) |
| Nolan Souza | INF | Fr. | Honolulu, Hawai'i (Punahou School) |
| Jack Wagner | INF/OF | Grad. | Wichita, Kan. (Tarleton State) |
| Hudson White | C | Jr. | Keller, Texas (Texas Tech) |
| Ty Wilmsmeyer | OF | Grad. | Springfield, Mo. (Missouri) |



Arkansas ace **Hagen Smith**, one of the Hogs' three team captains, went 8-2 with a 3.64 ERA, a team-leading 109 strikeouts and two saves in 71 2/3 innings of work as a sophomore in 2023.



Baseball America

Week 9

1. Texas A&M
2. **Arkansas**
3. Tennessee
4. Clemson
5. Florida State
6. Duke
7. Kentucky
8. Oregon State
9. Virginia
10. East Carolina
11. North Carolina
12. Alabama
13. Vanderbilt
14. Wake Forest
15. UC Irvine
16. Oregon
17. Oklahoma State
18. West Virginia
19. South Carolina
20. UL-Lafayette
21. Coastal Carolina
22. NC State
23. Dallas Baptist
24. Lamar
25. Oklahoma

D1Baseball

Week 9

1. Texas A&M
2. **Arkansas**
3. Kentucky
4. Tennessee
5. Oregon State
6. Clemson
7. Duke
8. Florida State
9. East Carolina
10. Virginia
11. North Carolina
12. Wake Forest
13. Vanderbilt
14. UL-Lafayette
15. Oklahoma State
16. Oregon
17. UC Irvine
18. Alabama
19. Coastal Carolina
20. South Carolina
21. Arizona
22. West Virginia
23. Virginia Tech
24. Georgia
25. Dallas Baptist

Perfect Game

Week 9

1. Texas A&M
2. **Arkansas**
3. Tennessee
4. Oregon State
5. Clemson
6. Florida State
7. Kentucky
8. Duke
9. Virginia
10. North Carolina
11. East Carolina
12. Vanderbilt
13. Wake Forest
14. Indiana State
15. Oklahoma State
16. UL-Lafayette
17. Alabama
18. UC Irvine
19. Arizona
20. Dallas Baptist
21. West Virginia
22. Coastal Carolina
23. Oregon
24. Virginia Tech
25. Liberty

USA Today Coaches

Week 9

1. Texas A&M
2. **Arkansas**
3. Tennessee
4. Oregon State
5. Kentucky
6. Clemson
7. Florida State
8. Virginia
9. Duke
10. East Carolina
11. North Carolina
12. Vanderbilt
13. Wake Forest
14. Alabama
15. UL-Lafayette
16. UC Irvine
17. Oklahoma State
18. Oregon
19. Dallas Baptist
20. Coastal Carolina
21. South Carolina
22. Virginia Tech
23. Georgia
24. West Virginia
25. Indiana State

NCBWA

Week 9

1. Texas A&M
2. Tennessee
3. **Arkansas**
4. Kentucky
5. Oregon State
6. Clemson
7. Florida State
8. Duke
9. East Carolina
10. Virginia
11. North Carolina
12. Wake Forest
13. Vanderbilt
14. Oregon
15. Alabama
16. UL-Lafayette
17. Oklahoma State
18. UC Irvine
19. Coastal Carolina
20. South Carolina
21. Dallas Baptist
22. Indiana State
23. Virginia Tech
24. Georgia
25. Arizona

ARKANSAS IN THE POLLS

| | BA | D1Baseball | Perfect Game | USA Today | NCBWA |
|---------------|----|------------|--------------|-----------|-------|
| Preseason | 3 | 3 | 2 | 4 | 4 |
| Feb. 19 (1) | 3 | 2 | 2 | 4 | 5 |
| Feb. 26 (2) | 3 | 2 | 2 | 5 | 5 |
| March 4 (3) | 3 | 2 | 2 | 3 | 4 |
| March 11 (4) | 1 | 1 | 1 | 1 | 2 |
| March 18 (5) | 1 | 1 | 1 | 1 | 1 |
| March 25 (6) | 1 | 1 | 1 | 1 | 1 |
| April 1 (7) | 1 | 1 | 1 | 1 | 1 |
| April 8 (8) | 1 | 1 | 1 | 1 | 1 |
| April 15 (9) | 2 | 2 | 2 | 2 | 3 |
| April 22 (10) | | | | | |
| April 29 (11) | | | | | |
| May 6 (12) | | | | | |
| May 13 (13) | | | | | |
| May 20 (14) | | | | | |
| May 27 (15) | | | | | |
| June 4 (16) | | | | | |
| June 11 (17) | | | | | |
| Final | -- | -- | -- | -- | -- |

BA - Baseball America

D1 - D1Baseball

PG - Perfect Game

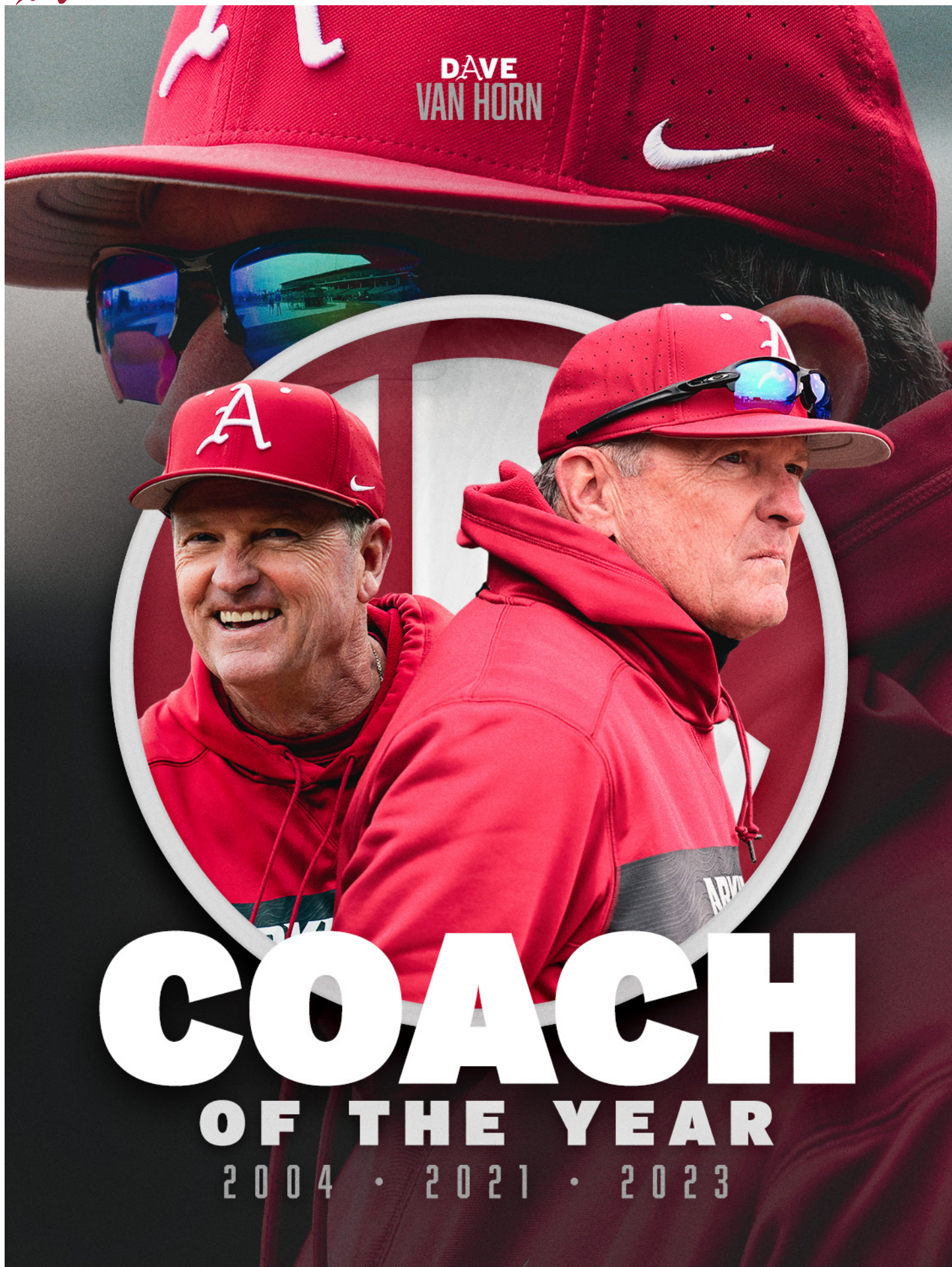
USA Today - USA Today Coaches Poll

NCBWA - National Collegiate Baseball Writers Association

(#) - Week



||| HEAD COACH DAVE VAN HORN



DAVE
VAN HORN

COACH

OF THE YEAR

2004 • 2021 • 2023



PERSONAL

Born: Sept. 17, 1960
 Hometown: Kansas City, Mo.
 Alma Mater: Arkansas (1988)
 Masters of Science: East Texas State (1992)
 Wife: Karen
 Children: Hollan, Mariel
 Named Head Coach at Arkansas: June 21, 2002

PLAYING HISTORY

1982-84 Atlanta Braves Organization
 1982 MLB Draft: 10th Round (Atlanta Braves)
 1982 Arkansas
 1981 MLB Draft: 10th Round (Chicago White Sox)
 1980-81 McLennan Community College

COACHING HONORS

2023 SEC Coach of the Year
 2021 SEC Coach of the Year
 2004 SEC Coach of the Year
 2001 Baseball America National Coach of the Year
 2001 BIG 12 Coach of the Year
 2001 ABCA Midwest Region Coach of the Year
 2000 ABCA Midwest Region Coach of the Year
 1997 Southland Coach of the Year
 1995 Southland Coach of the Year
 1994 NCAA Division II Coach of the Year
 1994 ABCA Central Region Coach of the Year

HALL OF FAME

2019 Arkansas Sports Hall of Fame
 2013 Winnetonka High School Hall of Fame
 2012 Ban Johnson League Hall of Fame
 2001 Central Missouri State Hall of Fame

VAN HORN'S CAREER NUMBERS

| Year | School | Record | Pct. | Conf. | Place | Conf. Tourn. | NCAA |
|----------------------|----------------------|------------------|-------------|----------------|---------------|---------------------|---------------------|
| 1989 | Texarkana CC | 39-18 | .684 | N/A | N/A | N/A | -- |
| 1990 | Texarkana CC | 44-14 | .759 | N/A | N/A | N/A | -- |
| 1991 | Texarkana CC | 45-12 | .789 | N/A | N/A | N/A | -- |
| 1992 | Texarkana CC | 48-10 | .827 | N/A | 1st | N/A | -- |
| 1993 | Texarkana CC | 38-18 | .678 | N/A | N/A | N/A | -- |
| | Total | 214-72 | .748 | -- | -- | -- | -- |
| 1994 | Central Missouri St. | 51-11 | .823 | 15-1 | 1st (Div.) | 1st (4-1) | NCAA DII Champs |
| | Total | 51-11 | .823 | 15-1 | -- | 1 (4-1) | -- |
| 1995 | Northwestern St. | 37-15 | .711 | 19-5 | 1st | DNP (0-2) | -- |
| 1996 | Northwestern St. | 34-27 | .557 | 14-16 | 2nd (Div.) | 2nd (3-2) | -- |
| 1997 | Northwestern St. | 35-23 | .603 | 19-9 | 1st | DNP (0-2) | -- |
| | Total | 106-65 | .620 | 52-30 | -- | 3 (3-6) | -- |
| 1998 | Nebraska | 24-20 | .545 | 10-13 | 7th | DNQ | DNQ |
| 1999 | Nebraska | 42-18 | .700 | 16-9 | 5th | 1st (4-0) | NCAA (1-2) |
| 2000 | Nebraska | 51-17 | .750 | 21-9 | 2nd | 1st (5-1) | NCAA (4-2) |
| 2001 | Nebraska | 50-16 | .758 | 20-8 | 1st | 1st (4-0) | CWS (5-2) |
| 2002 | Nebraska | 47-21 | .691 | 16-11 | 2nd | 2nd (3-1) | CWS (5-3) |
| | Total | 214-92 | .699 | 67-39 | -- | 4 (16-2) | 4 (15-9) |
| 2003 | Arkansas | 35-22 | .612 | 14-16 | 6th West | T-7th (0-2) | NCAA (1-2) |
| 2004 | Arkansas | 45-24 | .652 | 19-11 | T-1st Overall | 4th (2-2) | CWS (6-3) |
| 2005 | Arkansas | 39-22 | .636 | 13-17 | T-5th West | T-7th (0-2) | NCAA (2-2) |
| 2006 | Arkansas | 39-21 | .650 | 18-12 | 2nd West | T-7th (0-2) | NCAA (1-2) |
| 2007 | Arkansas | 43-21 | .672 | 18-12 | 1st West | 2nd (3-1) | NCAA (2-2) |
| 2008 | Arkansas | 34-24 | .586 | 14-15 | 4th West | DNQ | NCAA (0-2) |
| 2009 | Arkansas | 41-24 | .631 | 14-15 | 4th West | 4th (2-2) | CWS (7-2) |
| 2010 | Arkansas | 43-21 | .672 | 18-12 | 2nd West | T-7th (0-2) | NCAA (3-3) |
| 2011 | Arkansas | 40-22 | .645 | 15-15 | 1st West | T-3rd (2-2) | NCAA (2-2) |
| 2012 | Arkansas | 46-22 | .676 | 16-14 | T-2nd West | T-9th (0-2) | CWS (7-3) |
| 2013 | Arkansas | 39-22 | .639 | 18-11 | 2nd West | T-3rd (2-1) | NCAA (2-2) |
| 2014 | Arkansas | 40-25 | .615 | 16-14 | 4th West | T-3rd (3-2) | NCAA (2-2) |
| 2015 | Arkansas | 40-25 | .615 | 17-12 | 3rd West | T-5th (2-2) | CWS (5-3) |
| 2016 | Arkansas | 26-29 | .473 | 7-23 | 7th West | DNQ | DNQ |
| 2017 | Arkansas | 45-19 | .703 | 18-11 | 2nd West | 2nd (3-2) | NCAA (3-2) |
| 2018 | Arkansas | 48-21 | .696 | 18-12 | T-1st West | T-3rd (2-1) | CWS Runner-Up (9-3) |
| 2019 | Arkansas | 46-20 | .697 | 20-10 | T-1st West | T-5th (1-2) | CWS (5-3) |
| 2020 | Arkansas | 11-5 | .688 | 0-0 | -- | -- | -- |
| 2021 | Arkansas | 50-13 | .794 | 22-8 | 1st Overall | 1st (4-0) | NCAA (4-3) |
| 2022 | Arkansas | 46-21 | .687 | 18-12 | 2nd West | T-7th (0-2) | CWS (8-3) |
| 2023 | Arkansas | 43-18 | .705 | 20-10 | T-1st Overall | T-3rd (2-1) | NCAA (2-2) |
| 2024 | Arkansas | 30-5 | .857 | 12-3 | -- | -- | -- |
| | Total | 869-446 | .662 | 345-265 | -- | 18 (28-30) | 19 (71-46) |
| Career Totals | | 1,454-686 | .680 | 479-335 | -- | 51-39 (.567) | 86-55 (.610) |

Dave Van Horn, the three-time SEC Coach of the Year, has elevated Arkansas into one of the nation's premier college baseball programs ever since returning to his alma mater to take over for legendary former head baseball coach Norm DeBriyn.

In his 22nd season as head coach in 2024, Van Horn, the second-winningest coach in Arkansas baseball history, has led the Razorbacks to seven College World Series appearances, including a runner-up finish (2018) and four top-five finishes (2009, 2012, 2018, 2022), 19 NCAA Tournament berths, three SEC overall titles, seven SEC Western Division championships, one SEC Tournament title and 869 overall wins, including 345 SEC victories.

Van Horn, whose 1,454 career wins are the most among all active Division I head coaches, is one of only five head coaches in college baseball history with 300 or more SEC wins in their career. Year in and year out, Van Horn has produced nationally competitive teams and developed elite-level student-athletes on and off the field, including two Golden Spikes Award and Dick Howser Trophy winners in outfielder Andrew Benintendi (2015) and pitcher Kevin Kopps (2021), as well as numerous All-Americans, all-SEC performers and future professional baseball players.

Under Van Horn's guidance, 32 Razorbacks have earned All-America honors, 46 have garnered All-SEC recognition and 136 have heard their names called in the Major League Baseball draft.

HOGS VS. 2024 OPPONENTS UNDER DVH

| | W-L | Home | Away | Neutral |
|-------------------|-------|-------|-------|---------|
| Alabama | 38-31 | 21-9 | 15-18 | 2-4 |
| Arkansas State | 4-0 | 4-0 | 0-0 | 0-0 |
| Auburn | 41-24 | 20-10 | 19-14 | 2-0 |
| Florida | 29-23 | 13-5 | 10-14 | 6-4 |
| Georgia | 24-20 | 14-7 | 9-11 | 1-2 |
| Grambling | 11-0 | 10-0 | 0-0 | 1-0 |
| James Madison | 3-1 | 3-1 | 0-0 | 0-0 |
| Kentucky | 29-13 | 16-5 | 13-8 | 0-0 |
| Little Rock | 5-2 | 5-2 | 0-0 | 0-0 |
| LSU | 30-44 | 17-16 | 11-19 | 2-9 |
| McNeese | 8-1 | 6-1 | 2-0 | 0-0 |
| Michigan | 1-0 | 0-0 | 0-0 | 1-0 |
| Mississippi State | 36-28 | 18-12 | 16-14 | 2-2 |
| Missouri | 17-4 | 10-2 | 7-2 | 0-0 |
| Missouri State | 20-11 | 12-8 | 8-3 | 0-0 |
| Murray State | 6-0 | 6-0 | 0-0 | 0-0 |
| Oklahoma State | 8-7 | 2-3 | 4-2 | 2-2 |
| Ole Miss | 37-43 | 17-19 | 13-17 | 7-7 |
| Omaha | 2-0 | 2-0 | 0-0 | 0-0 |
| Oral Roberts | 17-6 | 11-3 | 5-3 | 1-0 |
| Oregon State | 2-2 | 0-0 | 0-0 | 2-2 |
| San Jose State | 2-0 | 2-0 | 0-0 | 0-0 |
| South Carolina | 30-22 | 14-9 | 12-10 | 4-3 |
| Texas A&M | 22-15 | 13-5 | 7-9 | 2-1 |
| Texas Tech | 5-1 | 1-0 | 0-0 | 4-1 |
| UAPB | 5-0 | 5-0 | 0-0 | 0-0 |
| UCA | 5-0 | 3-0 | 0-0 | 1-0 |


A ||| THE ARKANSAS RAZORBACKS




1
TY WILMSMEYER
Grad. • 6-2 • 185 • R/R
OF • Springfield, Mo.




3
NOLAN SOUZA
Fr. • 6-3 • 220 • L/R
INF • Honolulu, Hawai'i




4
JACK WAGNER
Grad. • 6-0 • 210 • R/R
INF/OF • Wichita, Kan.




5
KENDALL DIGGS
Jr. • 6-0 • 210 • L/R
OF • Olathe, Kan.




6
BEN McLAUGHLIN
Sr. • 6-3 • 200 • L/R
INF • Golden, Colo.



8
HUDSON WHITE
Jr. • 6-1 • 200 • R/R
C • Keller, Texas




9
WEHIWA ALOY
So. • 6-2 • 200 • R/R
INF • Wailuku, Hawai'i




10
PEYTON STOVALL
Jr. • 5-11 • 200 • L/R
INF • Houghton, La.




11
JAEWOO CHO
Fr. • 6-3 • 220 • R/R
RHP • Seoul, South Korea



12
JARED SPRAGUE-LOTT
Sr. • 6-0 • 195 • R/R
INF • Philadelphia, Pa.




13
JAYSON JONES
So. • 6-2 • 215 • R/R
INF/OF • Savannah, Texas




14
ROSS LOVICH
Sr. • 6-0 • 185 • L/L
OF • Overland Park, Kan.




16
HUDSON POLK
Sr. • 6-1 • 210 • R/R
C • Coppell, Texas



17
HUNTER GRIMES
R-Sr. • 6-1 • 185 • R/R
OF • Kerrville, Texas



18
REESE ROBINETT
So. • 6-3 • 220 • L/R
INF • Kennett, Mo.



19
WILL EDMANSON
Jr. • 6-1 • 195 • R/R
OF • Luther, Okla.




20
GABE GAECKLE
Fr. • 6-0 • 195 • R/R
RHP • Aptos, Calif.



21
MASON MOLINA
Jr. • 6-2 • 230 • R/L
LHP • Rancho Santa Margarita, Calif.




22
TY WAID
Fr. • 6-2 • 225 • R/R
INF/OF • Texarkana, Ark.




24
PEYTON HOLT
Sr. • 5-10 • 205 • R/R
INF/OF • Greenwood, Ark.



25
BRADY TYGART
Jr. • 6-2 • 215 • R/R
RHP • Hernando, Miss.



26
TATE MCGUIRE
Fr. • 6-3 • 210 • R/R
RHP • Liberty, Mo.



27
RYDER HELFRICK
Fr. • 6-1 • 205 • R/R
C • Discovery Bay, Calif.




28
KOTY FRANK
Grad. • 6-2 • 225 • R/R
RHP • Tushka, Okla.




31
DYLAN CARTER
R-Jr. • 6-2 • 225 • R/R
RHP • Bentonville, Ark.




32
HUNTER DIETZ
Fr. • 6-6 • 230 • R/L
LHP • Trinity, Fla.




33
HAGEN SMITH
Jr. • 6-3 • 225 • L/L
LHP • Bullard, Texas




34
DIEGO RAMOS
Fr. • 6-3 • 205 • S/R
RHP • Vian, Okla.




36
PARKER COIL
So. • 6-3 • 190 • R/L
LHP • Edmond, Okla.



37
JAKE FAHERTY
Jr. • 6-3 • 185 • R/R
RHP • Georgetown, Ky.



38
COLIN FISHER
Fr. • 6-3 • 225 • L/L
LHP • Noble, Okla.




39
TUCKER HOLLAND
Fr. • 6-6 • 235 • R/L
LHP • Fayetteville, N.C.




40
BEN BYBEE
So. • 6-6 • 235 • R/R
RHP • Overland Park, Kan.




41
WILL MCENTIRE
R-Sr. • 6-4 • 225 • L/R
RHP • Bryant, Ark.




43
KADE SMITH
Fr. • 6-0 • 200 • R/R
OF • Searcy, Ark.



44
PARKER ROWLAND
Sr. • 6-3 • 215 • S/R
C • Tulsa, Okla.




45
GAGE WOOD
So. • 6-0 • 205 • R/R
RHP • Batesville, Ark.



46
CHRISTIAN FOUTCH
So. • 6-3 • 230 • R/R
RHP • Littleton, Colo.



48
COOPER DOSSETT
So. • 6-0 • 200 • R/R
RHP • Springdale, Ark.




49
STONE HEWLETT
Sr. • 6-1 • 195 • L/L
LHP • Leawood, Kan.




51
JACK SMITH
Fr. • 6-4 • 225 • L/L
LHP • Moulton, Ala.




55
JOSH HYNEMAN
R-Fr. • 6-4 • 240 • R/R
RHP • Jonesboro, Ark.




61
ADAM HACHMAN
Fr. • 6-5 • 245 • L/L
LHP • Wentzville, Mo.




2
DAVE VAN HORN
Head Coach
22nd Season




30
NATE THOMPSON
Assistant Coach
7th Season



47
MATT HOBBS
Assistant Coach
6th Season



7
BOBBY WERNES
Assistant Coach
4th Season



7
CLAY GOODWIN
Director of Operations
17th Season



| No. | Player | Pos. | Yr. | Ht. | Wt. | B/T | Hometown / High School / Previous School |
|-----|--------------------|--------|-------|------|-----|-----|---|
| 1 | Ty Wilmsmeyer | OF | Grad. | 6-2 | 185 | R/R | Springfield, Mo. / Glendale HS / Missouri |
| 3 | Nolan Souza | INF | Fr. | 6-3 | 220 | L/R | Honolulu, Hawaii / Punahou School |
| 4 | Jack Wagner | INF/OF | Grad. | 6-0 | 210 | R/R | Wichita, Kan. / Maize South HS / Kansas / Tarleton State |
| 5 | Kendall Diggs | OF | Jr. | 6-0 | 210 | L/R | Olathe, Kan. / Saint Thomas Aquinas HS |
| 6 | Ben McLaughlin | INF | Sr. | 6-3 | 210 | L/R | Golden, Colo. / Golden HS / Hutchinson CC |
| 8 | Hudson White | C | Jr. | 6-1 | 200 | R/R | Keller, Texas / Byron Nelson HS / Texas Tech |
| 9 | Wehiwa Aloy | INF | So. | 6-2 | 200 | R/R | Wailuku, Hawaii / H.P. Baldwin HS / Sacramento State |
| 10 | Peyton Stovall | INF | Jr. | 5-11 | 200 | L/R | Haughton, La. / Haughton HS |
| 11 | Jaewoo Cho | RHP | Fr. | 6-3 | 220 | R/R | Seoul, South Korea / IMG Academy |
| 12 | Jared Sprague-Lott | INF | Sr. | 6-0 | 195 | R/R | Philadelphia, Pa. / Springside Chestnut Hill Academy / Richmond |
| 13 | Jayson Jones | INF/OF | So. | 6-2 | 215 | R/R | Savannah, Texas / Braswell HS |
| 14 | Ross Lovich | OF | Sr. | 6-0 | 185 | L/L | Overland Park, Kan. / Blue Valley West HS / Missouri |
| 16 | Hudson Polk | C | Sr. | 6-1 | 210 | R/R | Coppell, Texas / Coppell HS / Oklahoma |
| 17 | Hunter Grimes | OF | R-Sr. | 6-1 | 185 | R/R | Kerrville, Texas / Tivy HS / UTSA / McLennan CC |
| 18 | Reese Robinett | INF | So. | 6-3 | 220 | L/R | Kennett, Mo. / Kennett HS |
| 19 | Will Edmunson | OF | Jr. | 6-1 | 195 | R/R | Luther, Okla. / Homeschool / Hutchinson CC |
| 20 | Gabe Gaeckle | RHP | Fr. | 6-0 | 195 | R/R | Aptos, Calif. / Aptos HS |
| 21 | Mason Molina | LHP | Jr. | 6-2 | 230 | R/L | Rancho Santa Margarita, Calif. / Trabuco Hills HS / Texas Tech |
| 22 | Ty Waid | INF/OF | Fr. | 6-2 | 225 | R/R | Texarkana, Ark. / Arkansas HS |
| 24 | Peyton Holt | INF/OF | Sr. | 5-10 | 205 | R/R | Greenwood, Ark. / Greenwood HS / Crowder College |
| 25 | Brady Tygart | RHP | Jr. | 6-2 | 215 | R/R | Hernando, Miss. / Lewisburg HS |
| 26 | Tate McGuire | RHP | Fr. | 6-3 | 210 | R/R | Liberty, Mo. / Liberty North HS |
| 27 | Ryder Helfrick | C | Fr. | 6-1 | 205 | R/R | Discovery Bay, Calif. / Clayton Valley Charter HS |
| 28 | Koty Frank | RHP | Grad. | 6-2 | 225 | R/R | Tushka, Okla. / Tushka HS / Eastern Oklahoma State College / Nebraska |
| 31 | Dylan Carter | RHP | R-Jr. | 6-2 | 225 | R/R | Bentonville, Ark. / Bentonville West HS / Crowder College |
| 32 | Hunter Dietz | LHP | Fr. | 6-6 | 230 | R/L | Trinity, Fla. / Calvary Christian HS |
| 33 | Hagen Smith | LHP | Jr. | 6-3 | 225 | L/L | Bullard, Texas / Bullard HS |
| 34 | Diego Ramos | RHP | Fr. | 6-3 | 205 | S/R | Vian, Okla. / Vian HS |
| 36 | Parker Coil | LHP | So. | 6-3 | 190 | R/L | Edmond, Okla. / Edmond Memorial HS |
| 37 | Jake Faherty | RHP | Jr. | 6-3 | 185 | R/R | Georgetown, Ky. / Great Crossing HS |
| 38 | Colin Fisher | LHP | Fr. | 6-3 | 225 | L/L | Noble, Okla. / Noble HS |
| 39 | Tucker Holland | LHP | Fr. | 6-6 | 235 | R/L | Fayetteville, N.C. / The Burlington School |
| 40 | Ben Bybee | RHP | So. | 6-6 | 235 | R/R | Overland Park, Kan. / Blue Valley Southwest HS |
| 41 | Will McEntire | RHP | R-Sr. | 6-4 | 225 | L/R | Bryant, Ark. / Bryant HS |
| 43 | Kade Smith | OF | Fr. | 6-0 | 200 | R/R | Searcy, Ark. / Harding Academy |
| 44 | Parker Rowland | C | Sr. | 6-3 | 215 | S/R | Tulsa, Okla. / Bishop Kelley HS / Arkansas State / Eastern Oklahoma State College |
| 45 | Gage Wood | RHP | So. | 6-0 | 205 | R/R | Batesville, Ark. / Batesville HS |
| 46 | Christian Foutch | RHP | So. | 6-3 | 230 | R/R | Littleton, Colo. / Chatfield Senior HS |
| 48 | Cooper Dossett | RHP | So. | 6-0 | 200 | R/R | Springdale, Ark. / Har-Ber HS |
| 49 | Stone Hewlett | LHP | Sr. | 6-1 | 195 | L/L | Leawood, Kan. / Rockhurst HS / Kansas |
| 51 | Jack Smith | LHP | Fr. | 6-4 | 225 | L/L | Moulton, Ala. / Hartselle HS |
| 55 | Josh Hyneman | RHP | R-Fr. | 6-4 | 240 | R/R | Jonesboro, Ark. / Jonesboro HS |
| 61 | Adam Hachman | LHP | Fr. | 6-5 | 245 | L/L | Wentzville, Mo. / Timberland HS |

Coaches & Support Staff

| | |
|--------------------------------------|--|
| Head Coach: | 2 Dave Van Horn, 22nd Season (Arkansas, 1988) |
| Assistant Coach: | 30 Nate Thompson, 7th Season (Dallas Baptist, 2006) |
| Assistant Coach: | 47 Matt Hobbs, 6th Season (Missouri, 2002) |
| Assistant Coach: | 7 Bobby Wernes, 4th Season (Arkansas, 2016) |
| Director of Operations: | Clay Goodwin, 17th Season (Arkansas, 2005) |
| Director of Strength & Conditioning: | Hunter Bell, 2nd Season (Arkansas-Monticello, 2018) |
| Director of Video & Scouting: | Zach Barr, 7th Season (Arkansas, 2017) |
| Director of Baseball Analytics: | DJ Baxendale, 5th Season (Arkansas, 2019) |
| Athletic Trainer: | Corey Wood, 13th Season (East Carolina, 2008) |
| Equipment Manager: | Mark Taylor, 33rd Season (Ouachita Baptist, 1988) |
| Graduate Manager: | John McElroy |
| Student Managers: | Ryan Cleinmark, Bryson Halford, Owen Hoover, Zane Ramey, Matthew Schluterman |
| Sports Information Director: | Oliver Grigg, 4th Season (Tulane, 2017) |
| Academics Director: | Jonathan Burgess, 3rd Season (Central Arkansas, 2015) |
| Sport Administrator: | Kevin Trainor, 14th Season (Arkansas, 1994) |
| Administrative Assistant: | Kelly Moore, 21st Season (Arkansas, 2004) |

Pronunciation Guide

| | |
|---------------------------------|--------------------|
| Wehiwa Aloy | veh-hee-vuh ah-loy |
| Hunter Dietz | deets |
| Cooper Dossett | dah-set |
| Koty Frank | cody |
| Gabe Gaeckle | gack-uhl |
| Adam Hachman | hack-mann |
| Ross Lovich | low-vitch |
| Nolan Souza | sue-zuh |
| Jared Sprague-Lott | sprayg |
| Brady Tygart | ty-gurt |
| Bobby Wernes | wer-niss |
| Ty Wilmsmeyer | wilms-meyer |



THE STARTERS

#8 HUDSON WHITE C JR. **.247/.356/.365**

Has played in 24 games with 23 starts ... One homer and 11 RBI this season ... Hit a walk-off RBI double the 10th inning in the Razorbacks' series-clinching win against #8 LSU (March 29) ... Transfer from Texas Tech ... In 2023, played in 49 games with 44 starts ... Slashed .296/.397/.550 with 11 home runs and 49 RBI on the year ... Scored 39 runs ... Tallied 50 hits, including 10 doubles ... Drew 27 walks and was hit by four pitches ... 2-for-3 in stolen base attempts ... Recorded 10 multi-RBI games, including four games with two RBI, three games with three RBI, and three games with five or more RBI.

#6 BEN McLAUGHLIN 1B SR. **.298/.435/.504**

Has started all 35 games this season ... Tied for second on the team with six homers on the year ... Second on the Hogs in RBI (28) ... Team leader in walks (30) ... In 2023, played in 28 games with 21 starts, slashing .346/.442/.487 with two homers and 14 RBI ... Racked up 27 hits, including three doubles and one triple ... Drew 11 walks and was hit by four pitches ... Eight multi-hit games, including one three-hit game, and three multi-RBI games ... Season-long seven-game hitting streak and 18-game reached base streak ... In SEC play, slashed .333/.460/.510 with two home runs and nine RBI over 16 games.

#10 PEYTON STOVALL 2B JR. **.341/.421/.571**

One of the Hogs' three team captains ... Has started all 23 games played in ... Five homers and 22 RBI through his 23 games of action ... Suffered a broken foot in a preseason scrimmage and missed first 12 games of the year ... Reached base in his first 20 games back after his return from the preseason injury ... Jacked a three-run homer in his season debut against McNeese (March 9) ... In 2023, started all 38 games played in at second before suffering a season-ending injury ... Slashed .253/.330/.393 with five homers and 31 RBI ... Racked up 38 hits, including four doubles and one triple.

#12 JARED SPRAGUE-LOTT 3B SR. **.319/.461/.549**

Has started all 26 games played in ... Five home runs and 16 RBI on the year ... Fourth on the Razorbacks in walks (20) this season ... Homered in two consecutive games at #25 Alabama (April 12-13) ... Transfer from Richmond ... In 2023, started all 53 games played in ... Slashed .314/.440/.582 with a team-leading 13 homers and 43 RBI ... Scored a team-high 60 runs ... Tallied 61 hits, including 13 doubles ... Drew 44 walks ... Added three stolen bases ... In Atlantic 10 play, slashed .348/.492/.630 with six homers and 19 RBI ... Team-leading 34 runs scored against conference opponents ... Had 32 hits, including eight doubles ... Drew 24 walks compared to just 14 strikeouts.

#9 WEHIWA ALOY SS SO. **.279/.400/.504**

Has started all 35 games at shortstop ... Team leader in homers (9), RBI (34) and stolen bases (6) ... Third in walks (22) ... First homer as a Hog was a grand slam against UCA (March 5) ... Hit his first home run in SEC play against Missouri (March 16) ... Transfer from Sacramento State ... In 2023, was a consensus Freshman All-American ... Played all 56 games with 55 starts ... Slashed .376/.427/.662 with 14 homers and 46 RBI ... Added 15 doubles and five triples ... One of three native-born Hawaiian student-athletes in Arkansas baseball history, including INF Rick Nomura (2015-16) and INF Nolan Souza (2024-pres.).

#14 ROSS LOVICH LF SR. **.276/.403/.466**

Has played in 21 games with 17 starts this season ... Two homers and 15 RBI on the year ... Tied for the team lead in triples (1) ... Transfer from Missouri ... In 2023, played in 28 games with 27 starts in the outfield, missing a handful of games due to injury ... Slashed .306/.383/.541 with four home runs and 20 RBI on the year ... Scored 30 runs ... Tallied 30 hits, including nine doubles and one triple ... Drew eight walks and was hit by six pitches.

#1 TY WILMSMEYER CF GRAD. **.209/.299/.256**

Has played in 27 games with 24 starts ... One homer and 12 RBI on the year ... Transfer from Missouri ... In 2023, started all 54 games for Tigers ... Slashed .311/.380/.482 with seven homers and 25 RBI ... Tied for the team lead in batting average (.311) ... Team leader in stolen bases, finishing 21-for-24 in attempts ... Scored 40 runs on the year ... Totaled 60 hits, including 10 doubles and one triple ... Ranked second on the Tigers in hits (60) and doubles (10).

#5 KENDALL DIGGS RF JR. **.264/.377/.481**

One of the Hogs' three team captains ... Has started 34 games ... Team leader in doubles (8) ... Tied for second in homers (6) ... Socked his first homer of the season against Murray State (March 2) ... In 2023, played in 58 games with 57 starts ... Slashed .299/.436/.547 with 12 homers and a team-high 63 RBI on the year ... Scored 51 runs, tied for second most on the Hogs ... Racked up the team's second-most hits (60), including 12 doubles and 1 triple ... Totaled 110 bases ... Drew a team-high 46 walks ... Plunked by six pitches ... Finished with 14 multi-hit games and a team-leading 17 multi-RBI games ... Season-long 13-game hitting streak ... Reached base in a team-leading 34 consecutive games ... In SEC play, posted a .291/.437/.495 slash line with four homers and a team-leading 33 RBI ... Drew a team-high 26 walks in conference action ... Named to the All-SEC Second Team at designated hitter/utility.

#24 PEYTON HOLT DH SR. **.349/.446/.444**

Has played in 22 games with 17 starts ... One homer and eight RBI on the year ... Tied for team lead in triples (1) ... In 2023, played in 31 games with 19 starts ... Slashed .392/.489/.581 with two homers and 17 RBI ... Totaled 29 hits, including four doubles and two triples ... Drew nine walks and was hit by five pitches ... Perfect 6-for-6 in stolen base attempts ... 10 multi-hit games and four multi-RBI games ... Season-long 10-game hitting streak and 13-game reached base streak ... In SEC play, played in 13 games with nine starts ... Slashed a jaw-dropping .441/.513/.647 with one home run and eight RBI over 34 at-bats against conference opponents ... Had 15 hits, including four doubles, and scored nine runs.

THE BENCH

#3 NOLAN SOUZA INF FR.

Has played in 24 games with 21 starts as a true freshman ... Slashing .314/.442/.643 with six homers and 22 RBI ... 3-for-3 in stolen base attempts ... Hit his first career grand slam against Arkansas State (April 2) ... Two multi-homer against in SEC play: vs. Missouri (March 15), vs. Ole Miss (April 6) ... Attended Punahou High School in Honolulu, Hawai'i ... Also played for the Hawai'i Tigers, where he was coached by former Razorback infielder Rick Nomura ... Ranked by Perfect Game as the No. 56 overall prospect and the No. 19 shortstop in the class of 2023 ... Rated the No. 1 overall prospect and the No. 1 shortstop in Hawai'i by Perfect Game ... One of three native-born Hawaiian student-athletes in Arkansas baseball history, including INF Rick Nomura (2015-16) and INF Wehiwa Aloy (2024-pres.).

#4 JACK WAGNER INF/OF GRAD.

Has played in 10 games with seven starts ... Slashing .296/.394/.704 with three homers and six RBI ... Hit his first SEC homer against #8 LSU (March 28) in his first SEC start ... Transfer from Tarleton State ... Started in 48 games ... Slashed .337/.451/.692 with a team-leading 15 home runs and a team-leading 56 RBI ... Led the Texans in triples (4), home runs (15), RBI (56), walks (28), on-base percentage (.451), slugging percentage (.692) and OPS (1.143) ... Totaled 58 hits on the year ... Had 14 multi-hit games and 13 multi-RBI games.

#13 JAYSON JONES OF SO.

Has played in 14 games with 12 starts ... Has swatted three home runs this season ... Accounted for 13 RBI on the year ... Hit a grand slam against Grambling (Feb. 27), finishing with a career-high six RBI ... In 2023, played in 20 games with 13 starts ... Slashed .196/.403/.370 with two homers and six RBI ... Nine hits, including two doubles ... Drew 14 walks ... 2-for-2 in stolen base attempts ... Two multi-hit games and two multi-RBI games ... Season-long four-game hitting streak and four-game reached base streak.

#16 HUDSON POLK C SR.

Has played in eight games (five starts) this season ... Slashing .150/.280/.300 with one homer and five RBI ... In his first at-bat of the year, hit a grand slam against Grambling (Feb. 27) ... In 2023, played in 26 games with 19 starts ... Slashed .190/.342/.310 with two homers and seven RBI ... Scored 10 runs ... Totaled 10 hits, including one double, to go along with eight walks and six hit-by-pitches on the year ... One multi-hit game and two multi-RBI games ... Season-long two-game hitting streak and four-game reached base streak.

#19 WILL EDMUNSON OF JR.

Has played in 25 games (16 starts) this year ... Slashing .292/.395/.400 with one homer and nine RBI ... Second in stolen bases (5) ... Transfer from Hutchinson CC ... First Blue Dragon to be named Kansas Jayhawk Community College Conference West MVP since 2019 ... Played in 58 games, slashing a team-leading .454/.534/.741 with 11 home runs and 51 RBI over 205 at-bats ... First Blue Dragon to win the Jayhawk Conference batting title since 2017 ... Totaled 93 hits, including 18 doubles and four triples ... Scored 78 runs.

#27 RYDER HELFRICK C FR.


Has played in 15 games (13 starts) as a true freshman ... Slashing .140/.288/.302 this season with one double, two homers and three RBI ... First collegiate hit was a solo home run against James Madison (Feb. 17) on his birthday ... In his first SEC at-bat, clobbered a game-winning, ninth-inning solo homer at #23 Auburn (March 22) ... Attended Clayton Valley Charter High School in Concord, Calif. ... Ranked by Perfect Game as the No. 33 overall prospect and the No. 3 catcher in the class of 2023 ... Rated the No. 7 overall prospect and the No. 2 catcher in California by Perfect Game.

#44 PARKER ROWLAND C SR.

Has played in seven games (six starts) this season ... In 2023, played in 46 games with 42 starts ... Slashed .182/.293/.238 with two homers and 19 RBI on the year ... Scored 21 runs ... Totaled 26 hits, including a pair of doubles ... Drew 21 walks and was hit by two pitches ... Four multi-hit games and five multi-RBI games ... Season-long three-game hitting streak and four-game reached base streak.



ON THE MOUND



TUESDAY

#40 RHP BEN BYBEE

SO.

2-0, 1.00 ERA, 9.0 IP, 1 BB, 11 SO

Last Start: vs. San Jose State (April 9), 5.0 IP, 2 H, 1 R, 1 ER, 0 BB, 4 SO

Three appearances, including two starts, on the mound this season ... Made his season debut in a midweek start against Little Rock (March 26), twirling three shutout innings with five strikeouts to earn his first win of the season ... Entered in relief against Arkansas State (April 2), racking up a pair of strikeouts in his scoreless frame of work ... Second midweek start of the season came against San Jose State (April 9), matching his career high with five innings of one-run ball and four strikeouts to improve to 2-0 on the year ... As a true freshman in 20123, made 15 appearances, including seven starts, on the mound ... Posted a 2-1 record with a 7.24 ERA in 27.1 innings ... Struck out 29 batters on the year ... In SEC play, made five appearances with two starts ... Recorded a 9.39 ERA with six strikeouts in 7.2 innings of work ... Made his collegiate debut vs. #15 TCU (Feb. 18) in the College Baseball Showdown at Globe Life Field in Arlington, Texas, recording his first career out via strikeout ... First collegiate start came against Grambling (Feb. 21), striking out three over two innings ... Best start of the season came against UNLV (March 15), twirling a season-long five scoreless innings with three strikeouts to earn his first collegiate win ... Picked up his second win of the season in a start against SEMO (March 21), striking out five over four innings of one-run ball ... Made his SEC debut in a doubleheader at #1 LSU (March 25), throwing two scoreless innings in relief with one strikeout ... Punched out a season-high six in a three-inning start against Little Rock (April 12) ... Tossed two scoreless innings in relief and fanned three at Missouri State (April 25) ... Prior to Arkansas, attended Blue Valley Southwest High School in Overland Park, Kan. ... Ranked by Perfect Game as the No. 457 overall prospect and the No. 147 right-handed pitcher in the class of 2022 ... No. 4 overall prospect and No. 2 right-handed pitcher in Kansas by Perfect Game ... Ranked by Prep Baseball Report as the No. 107 overall prospect and the No. 29 right-handed pitcher in the country ... No. 1 overall prospect and No. 1 right-handed pitcher in Kansas by Prep Baseball Report ... 2022 Perfect Game Preseason All-American - Central All-Region First Team ... 2021 Perfect Game Preseason Underclass All-American - Central All-Region First Team ... 2020 Perfect Game Preseason Underclass All-American - Central All-Region Second Team ... 2019 Preseason Underclass All-American - Honorable Mention.

PITCHER BREAKDOWN

| | W-L-S | ERA | IP | H | R | ER | BB | SO |
|-----------|--------|------|-------|-----|----|----|----|-----|
| Starters | 21-1-0 | 2.24 | 157.0 | 91 | 39 | 39 | 65 | 232 |
| Relievers | 9-4-17 | 3.05 | 150.1 | 120 | 58 | 51 | 42 | 197 |

THE HOG PEN

| Pitcher | Last App. | IP | H | R | ER | BB | SO | HR | RI/S | ---- Season Totals ---- | | |
|--------------------|-------------|-----|---|---|----|----|----|----|------|-------------------------|-----------|-------------------|
| | | | | | | | | | | RI/S | SV | Ret./1BF (BB) |
| Ben Bybee | ASU (4/2) | 1.0 | 1 | 0 | 0 | 1 | 2 | 0 | 0/0 | 0/0 | 0 | 1/1 (0) |
| Dylan Carter | ASU (4/2) | 1.0 | 0 | 0 | 0 | 1 | 2 | 0 | 0/0 | 1/0 | 0 | 4/4 (0) |
| Parker Coil | SJSU (4/10) | 2.0 | 3 | 2 | 2 | 0 | 2 | 1 | 0/0 | 0/0 | 0 | 3/6 (0) |
| Hunter Dietz | SJSU (4/9) | 0.1 | 0 | 0 | 0 | 1 | 1 | 0 | 0/0 | 0/0 | 0 | 0/2 (2) |
| Cooper Dossett | SJSU (4/10) | 1.0 | 0 | 0 | 0 | 0 | 1 | 0 | 0/0 | 3/0 | 0 | 7/8 (0) |
| Jake Faherty | ALA (4/13) | 0.0 | 0 | 0 | 0 | 0 | 0 | 0 | 1/1 | 7/4 | 1 | 3/8 (2) |
| Colin Fisher | AUB (3/23) | 2.2 | 4 | 2 | 2 | 0 | 1 | 0 | 3/2 | 4/3 | 0 | 1/3 (0) |
| Christian Foutch | ALA (4/13) | 1.2 | 1 | 1 | 1 | 2 | 1 | 0 | 0/0 | 8/1 | 0 | 7/8 (0) |
| Koty Frank | ALA (4/14) | 1.1 | 2 | 2 | 2 | 0 | 0 | 1 | 0/0 | 12/2 | 3 | 12/15 (0) |
| Gabe Gaeckle | ALA (4/12) | 1.2 | 0 | 0 | 0 | 0 | 1 | 0 | 2/0 | 14/1 | 6 | 11/12 (0) |
| Stone Hewlett | ALA (4/13) | 0.1 | 1 | 0 | 0 | 1 | 0 | 0 | 2/1 | 13/2 | 2 | 12/15 (1) |
| Will McEntire | ALA (4/14) | 1.2 | 3 | 2 | 1 | 0 | 1 | 0 | 1/0 | 11/1 | 4 | 13/16 (0) |
| Tate McGuire | GRAM (2/27) | 1.0 | 3 | 1 | 1 | 0 | 3 | 0 | 0/0 | 0/0 | 0 | 2/2 (0) |
| Gage Wood | ALA (4/13) | 1.0 | 1 | 1 | 0 | 0 | 1 | 0 | 0/0 | 6/4 | 1 | 10/12 (1) |
| TEAM TOTALS | | | | | | | | | | 79/17 | 17 | 86/112 (6) |

Bullpen Notes: Six Arkansas pitchers have recorded at least one save this season: Gabe Gaeckle (6), Will McEntire (4), Koty Frank (3), Stone Hewlett (2), Jake Faherty (1), Gage Wood (1) ... Arkansas relievers have recorded 10 multi-inning saves this season ... Gabe Gaeckle has a team-leading five multi-inning saves: 1.2 IP vs. Murray State (March 1), 2.0 IP vs. UCA (March 5), 2.2 IP vs. McNeese (March 10), 1.1 IP vs. Oral Roberts (March 12), 1.2 IP at #25 Alabama (April 12) ... Koty Frank has two multi-inning saves: 2.1 IP vs. JMU (Feb. 17), 2.2 IP vs. McNeese (March 9) ... Will McEntire has two multi-inning saves: 3.2 IP vs. Murray State (March 3), 1.1 IP vs. #8 LSU (March 30) ... Gage Wood has one multi-inning save: 2.1 IP vs. JMU (Feb. 16) ... Razorback relievers have combined to inherit 79 runners and allow just 17 (21.5%) to score this season ... Arkansas relievers have combined to retire 86-of-112 first batters faced (76.7%), issuing only a combined six walks to the first batters faced this season.



Gabe Gaeckle is the Razorbacks' leader in saves (6) this season. The true freshman right-hander has a 3.38 ERA and 29 strikeouts in 21.1 innings of relief work over 12 appearances.



Will McEntire has thrown a team-high 38.2 innings in relief, owning a 2-0 record with a 2.56 ERA and four saves. The right-hander has struck out 48 to just seven walks this year.



Gage Wood, the Hogs' closer as a true freshman in 2023, has a 2-1 record with a 1.84 ERA, one save and 24 strikeouts over 14.2 relief innings in 12 appearances this season.



RECORD RUNDOWN

| | |
|---------------------------------------|-------|
| Overall | 30-5 |
| vs. top-5 teams | 0-0 |
| vs. top-10 teams | 4-0 |
| vs. top-25 teams | 7-3 |
| vs. unranked teams | 23-2 |
| At home | 25-1 |
| On the road | 3-3 |
| At neutral sites | 2-1 |
| In day games | 18-3 |
| In night games | 12-2 |
| In extra innings | 1-2 |
| In white uniforms | 8-0 |
| In cardinal uniforms | 8-1 |
| In cream uniforms | 5-1 |
| In grey uniforms | 3-3 |
| In pinstripe uniforms | 6-0 |
| vs. teams over .500 | 20-4 |
| vs. teams .500 or worse | 9-1 |
| vs. right-handed starter | 23-3 |
| vs. left-handed starter | 7-2 |
| vs. both-handed starter | 0-0 |
| When starter receives decision | 21-1 |
| When reliever receives decision | 9-4 |
| When starter goes 5+ innings | 15-4 |
| When starter goes less than 5 innings | 15-1 |
| When scoring first | 20-3 |
| When scoring in 1st inning | 11-2 |
| When opponent scores first | 10-1 |
| When leading after 6 innings | 27-1 |
| When trailing after 6 innings | 1-2 |
| When tied after 6 innings | 2-2 |
| When leading after 7 innings | 24-1 |
| When trailing after 7 innings | 0-3 |
| When tied after 7 innings | 2-1 |
| When leading after 8 innings | 21-1 |
| When trailing after 8 innings | 0-4 |
| When tied after 8 innings | 2-0 |
| In one-run games | 5-2 |
| In two-run games | 7-1 |
| In five-run or more games | 12-1 |
| In run-rule games | 7-0 |
| Weekend series W-L-T | 7-1-0 |
| Weekend series sweeps/times swept | 5/0 |
| When scoring 10+ runs | 7-0 |
| Shutouts/times shut out | 6/1 |
| When opponent scores 5 runs or less | 29-3 |
| When opponent scores 6 runs or more | 1-2 |
| When collecting 0-3 hits | 0-0 |
| When collecting 4-6 hits | 7-2 |
| When collecting 7-9 hits | 12-1 |
| When collecting 10-12 hits | 7-2 |
| When collecting 13+ hits | 4-0 |
| When out-hitting opponent | 22-1 |
| When out-hit by opponent | 4-2 |
| When hits are equal | 4-2 |
| When hitting a home run | 24-2 |
| When opponent hits a home run | 10-4 |
| When errorless | 20-0 |
| When committing one error | 5-4 |
| When committing 2 errors | 4-1 |
| When committing 3+ errors | 1-0 |
| When opponent is errorless | 9-1 |
| vs. SEC opponents | 12-3 |
| vs. SEC East opponents | 3-0 |
| vs. SEC West opponents | 9-3 |
| vs. non-conference opponents | 18-2 |
| In midweek games | 7-0 |
| In rubber games | 0-0 |
| Game 1 of weekend series | 8-0 |
| Game 2 of weekend series | 7-1 |
| Game 3 of weekend series | 5-3 |
| Game 4 of weekend series | 1-0 |
| In February | 6-2 |
| In March | 17-1 |
| In April | 7-2 |
| In May | 0-0 |
| In June | 0-0 |

MULTI-HIT GAMES

| Name | 2 | 3 | 4 | 5+ | Total |
|--------------------|-----------|-----------|----------|----------|-----------|
| Ben McLaughlin | 8 | 1 | 1 | - | 10 |
| Jared Sprague-Lott | 9 | 1 | - | - | 10 |
| Peyton Stovall | 8 | 1 | 1 | - | 10 |
| Wehiwa Aloy | 8 | 1 | - | - | 9 |
| Kendall Diggs | 8 | 1 | - | - | 9 |
| Peyton Holt | 4 | 2 | - | - | 6 |
| Nolan Souza | 3 | 3 | - | - | 6 |
| Will Edmunson | 4 | 1 | - | - | 5 |
| Ross Lovich | 3 | 1 | - | - | 4 |
| Hudson White | 3 | 1 | - | - | 4 |
| Ty Wilmsmeyer | 3 | 1 | - | - | 4 |
| Jayson Jones | 1 | - | - | - | 1 |
| Jack Wagner | 1 | - | - | - | 1 |
| TEAM | 63 | 14 | 2 | - | 79 |

CAREER MULTI-HIT GAMES

| Name | '19 | '20 | '21 | '22 | '23 | '24 | Total |
|--------------------|-----|-----|-----|-----|-----|-----|-------|
| Jared Sprague-Lott | - | - | 10 | 17 | 20 | 10 | 57 |
| Ty Wilmsmeyer | - | 2 | 14 | 20 | 4 | - | 40 |
| Wehiwa Aloy | - | - | - | 30 | 9 | - | 39 |
| Peyton Stovall | - | - | 18 | 10 | 10 | - | 38 |
| Hudson White | - | - | - | 14 | 12 | 4 | 30 |
| Jack Wagner | 3 | 2 | 6 | - | 14 | 1 | 26 |
| Kendall Diggs | - | - | - | 2 | 14 | 9 | 25 |
| Ross Lovich | - | - | 1 | 9 | 7 | 4 | 21 |
| Ben McLaughlin | - | - | - | - | 8 | 10 | 18 |
| Peyton Holt | - | - | - | - | 10 | 6 | 16 |
| Hunter Grimes | 6 | - | - | - | 1 | - | 7 |
| Parker Rowland | - | - | 2 | - | 4 | - | 6 |
| Nolan Souza | - | - | - | - | - | 6 | 6 |
| Will Edmunson | - | - | - | - | - | 5 | 5 |
| Jayson Jones | - | - | - | - | 2 | 1 | 3 |
| Hudson Polk | - | - | - | 1 | 1 | - | 2 |
| Reese Robinett | - | - | - | - | 1 | - | 1 |

MULTI-RBI GAMES

| Name | 2 | 3 | 4 | 5+ | Total |
|--------------------|-----------|-----------|----------|----------|-----------|
| Ben McLaughlin | 4 | 4 | - | - | 8 |
| Wehiwa Aloy | 1 | 3 | 3 | - | 7 |
| Nolan Souza | 3 | 2 | 1 | 1 | 7 |
| Kendall Diggs | 5 | 1 | - | - | 6 |
| Peyton Stovall | 4 | 2 | - | - | 6 |
| Ross Lovich | 3 | 1 | 1 | - | 5 |
| Jared Sprague-Lott | 4 | 1 | - | - | 5 |
| Jayson Jones | 2 | - | - | 1 | 3 |
| Ty Wilmsmeyer | 1 | 1 | - | 1 | 3 |
| Hudson White | 2 | - | - | - | 2 |
| Will Edmunson | 2 | - | - | - | 2 |
| Jack Wagner | 1 | - | - | - | 1 |
| Hudson Polk | - | - | 1 | - | 1 |
| TEAM | 32 | 15 | 6 | 3 | 56 |

HITTING STREAKS

| Name | Longest | Current |
|--------------------|---------|---------|
| Wehiwa Aloy | 14 | - |
| Kendall Diggs | 11 | - |
| Jared Sprague-Lott | 8 | 3 |
| Ben McLaughlin | 7 | 1 |
| Peyton Stovall | 6 | - |
| Nolan Souza | 6 | - |
| Peyton Holt | 5 | - |
| Will Edmunson | 5 | - |
| Ross Lovich | 4 | 1 |
| Hudson White | 4 | 1 |
| Jayson Jones | 4 | 1 |
| Jack Wagner | 4 | 1 |
| Ryder Helfrick | 3 | - |
| Ty Wilmsmeyer | 3 | - |
| Hudson Polk | 2 | - |
| Parker Rowland | 2 | 1 |

REACHED BASE STREAKS

| Name | Longest | Current |
|--------------------|---------|---------|
| Wehiwa Aloy | 25 | 25 |
| Peyton Stovall | 20 | - |
| Ben McLaughlin | 13 | 1 |
| Kendall Diggs | 12 | - |
| Jared Sprague-Lott | 11 | 11 |
| Nolan Souza | 11 | - |
| Ty Wilmsmeyer | 7 | - |
| Jayson Jones | 7 | 1 |
| Ross Lovich | 7 | 7 |
| Peyton Holt | 5 | - |
| Will Edmunson | 5 | - |
| Parker Rowland | 5 | 1 |
| Ryder Helfrick | 5 | - |
| Hudson White | 5 | - |
| Jack Wagner | 4 | 1 |
| Hudson Polk | 2 | - |

CAREER HOME RUNS

| Name | Solo | 2R | 3R | GS | Total |
|--------------------|------|----|----|----|-------|
| Jared Sprague-Lott | 15 | 8 | 3 | - | 26 |
| Wehiwa Aloy | 14 | 4 | 3 | 2 | 23 |
| Kendall Diggs | 8 | 4 | 7 | 2 | 21 |
| Jack Wagner | 8 | 9 | 3 | - | 20 |
| Hudson White | 9 | 5 | 3 | 1 | 18 |
| Peyton Stovall | 8 | 6 | 1 | 1 | 16 |
| Ross Lovich | 8 | 1 | 2 | - | 11 |
| Ty Wilmsmeyer | 5 | 3 | 3 | - | 11 |
| Ben McLaughlin | 4 | 3 | 1 | - | 8 |
| Nolan Souza | 3 | 1 | 1 | 1 | 6 |
| Jayson Jones | 2 | 2 | - | 1 | 5 |
| Hunter Grimes | 4 | - | - | - | 4 |
| Hudson Polk | 1 | 2 | - | 1 | 4 |
| Peyton Holt | 2 | - | 1 | - | 3 |
| Ryder Helfrick | 2 | - | - | - | 2 |
| Reese Robinett | 1 | - | 1 | - | 2 |
| Will Edmunson | 1 | - | - | - | 1 |

HOME RUN BREAKDOWN

| | |
|---|----|
| Total | 52 |
| at Baum-Walker Stadium | 42 |
| on the Road | 10 |
| Neutral Site | 0 |
| vs. RHP | 45 |
| vs. LHP | 7 |
| w/ 0 Outs | 19 |
| w/ 1 Out | 19 |
| w/ 2 Outs | 14 |
| Solo | 29 |
| Two-Run | 9 |
| Three-Run | 9 |
| Grand Slam | 5 |
| Leadoff | 10 |
| Back-To-Back | 7 |
| Walk-Off | 1 |
| Pinch-Hit | 0 |
| Before 7th Inning | 44 |
| 7th Inning and Beyond | 8 |
| Current Streak of Consecutive Games with HR | 9 |
| Longest Streak of Consecutive Games with HR | 11 |
| Opponent HR Total | 25 |
| Last HR Given Up | 2R |
| Current Streak of No HR Allowed | 0 |
| Longest Stretch without HR Allowed | 3 |

COMEBACKS

defined as any win when trailing after an inning

| Date / Opponent | Score (Inn.) | Final |
|--------------------------|--------------|--------|
| Feb. 16 / JMU | 2-3 (1) | W, 6-4 |
| March 1 / Murray State | 0-1 (1) | W, 5-1 |
| March 3 / Murray State | 0-1 (2) | W, 5-3 |
| March 5 / UCA | 0-1 (2) | W, 9-7 |
| March 22 / at #23 Auburn | 4-5 (6) | W, 6-5 |
| March 30 / #8 LSU | 1-3 (3) | W, 7-5 |
| April 4 / Ole Miss | 1-2 (5) | W, 5-2 |

BLOWN LEADS

defined as any loss when leading after an inning

| Date / Opponent | Score (Inn.) | Final |
|--------------------------|--------------|-------------|
| Feb. 18 / James Madison | 2-0 (3) | L, 7-3 |
| Feb. 24 / Oklahoma State | 1-0 (8) | L, 2-1 (14) |
| March 23 / at #23 Auburn | 4-1 (5) | L, 8-6 |

TEAM GAME HIGHS

Team Batting

| | | |
|------------------|----|---|
| At bats: | 52 | vs. Oklahoma State (Feb. 24 in Arlington, Texas) |
| Runs scored: | 21 | vs. Grambling (Feb. 27) |
| Hits: | 20 | vs. Grambling (Feb. 27) |
| RBI: | 19 | vs. Grambling (Feb. 27) |
| Doubles: | 6 | vs. James Madison (Feb. 18) |
| | 6 | vs. Grambling (Feb. 27) |
| Triples: | 1 | vs. #7 Oregon State (Feb. 23 in Arlington, Texas) |
| | 1 | vs. Missouri (March 16) |
| | 1 | at #23 Auburn (March 23) |
| Home runs: | 4 | vs. McNeese [DH-2] (March 9) |
| | 4 | vs. Missouri (March 15) |
| | 4 | vs. Little Rock (March 26) |
| Total bases: | 35 | vs. Grambling (Feb. 27) |
| Walks: | 11 | vs. #8 LSU (March 28) |
| Strikeouts: | 14 | vs. Oklahoma State (Feb. 24 in Arlington, Texas) |
| | 14 | vs. #8 LSU (March 29) |
| Sac hits: | 2 | vs. Oral Roberts (March 12) |
| | 2 | vs. San Jose State (April 10) |
| Sac flies: | 2 | vs. Missouri (March 17) |
| | 2 | vs. San Jose State (April 10) |
| Stolen bases: | 4 | vs. Murray State (March 1) |
| Hit by pitch: | 4 | vs. #7 Oregon State (Feb. 23 in Arlington, Texas) |
| | 4 | vs. Michigan (Feb. 25 in Arlington, Texas) |
| | 4 | vs. Little Rock (March 26) |
| | 4 | at #23 Auburn (March 21) |
| Caught stealing: | 1 | vs. Oklahoma State (Feb. 24 in Arlington, Texas) |
| Runners LOB: | 15 | vs. Oklahoma State (Feb. 24 in Arlington, Texas) |
| Hit into DP: | 3 | vs. Michigan (Feb. 25 in Arlington, Texas) |

Fielding

| | | |
|---------------|----|--|
| Putouts: | 40 | vs. Oklahoma State (Feb. 24 in Arlington, Texas) |
| Assists: | 12 | vs. Missouri (March 17) |
| Errors: | 4 | vs. Michigan (Feb. 25 in Arlington, Texas) |
| Passed balls: | 1 | vs. James Madison (Feb. 16) |
| | 1 | vs. Oklahoma State (Feb. 24 in Arlington, Texas) |
| | 1 | vs. Murray State (March 1) |
| DPs turned: | 3 | vs. #8 LSU (March 30) |

Pitching

| | | |
|------------------|------|--|
| Innings pitched: | 13.1 | vs. Oklahoma State (Feb. 24 in Arlington, Texas) |
| Runs allowed: | 8 | at #23 Auburn (March 23) |
| Earned runs: | 8 | at #23 Auburn (March 23) |
| Walks allowed: | 7 | vs. Oklahoma State (Feb. 24 in Arlington, Texas) |
| Strikeouts: | 25 | vs. Oklahoma State (Feb. 24 in Arlington, Texas) |
| Hits allowed: | 10 | (4 times) |
| Doubles allowed: | 4 | at #23 Auburn (March 22) |
| Triples allowed: | 1 | vs. McNeese (March 10) |
| Homers allowed: | 4 | vs. #8 LSU (March 30) |
| Wild pitches: | 3 | vs. James Madison (Feb. 18) |
| Hit batters: | 4 | at #25 Alabama (April 13) |

INDIVIDUAL GAME HIGHS

Individual Batting

| | | |
|------------------|---|---|
| At bats: | 7 | Wehiwa Aloy vs. Oklahoma State (Feb. 24 in Arlington, Texas) |
| Runs scored: | 4 | Peyton Holt vs. Grambling (Feb. 27) |
| Hits: | 4 | Ben McLaughlin vs. McNeese (March 10) |
| | 4 | Peyton Stovall vs. San Jose State (April 10) |
| RBI: | 6 | Jayson Jones vs. Grambling (Feb. 27) |
| Doubles: | 2 | (5 times) |
| Triples: | 1 | Peyton Holt vs. #7 Oregon State (Feb. 23 in Arlington, Texas) |
| | 1 | Ross Lovich vs. Missouri (March 16) |
| | 1 | Kendall Diggs at #23 Auburn (March 23) |
| Home runs: | 2 | Jayson Jones vs. Grambling (Feb. 27) |
| | 2 | Nolan Souza vs. Missouri (March 15) |
| | 2 | Nolan Souza vs. Ole Miss (April 6) |
| Total bases: | 9 | Nolan Souza vs. Missouri (March 15) |
| | 9 | Nolan Souza vs. Ole Miss (April 6) |
| Walks: | 3 | (8 times) |
| Strikeouts: | 3 | (8 times) |
| Sac hits: | 1 | (8 times) |
| Sac flies: | 1 | (12 times) |
| Stolen bases: | 1 | (29 times) |
| Hit by pitch: | 2 | Ryder Helfrick vs. Little Rock (March 26) |
| Caught stealing: | 1 | (7 times) |
| Runners LOB: | 7 | Nolan Souza at #25 Alabama (April 12) |

Fielding

| | | |
|---------------|----|---|
| Putouts: | 24 | Ryder Helfrick vs. Oklahoma State (Feb. 24 in Arlington, Texas) |
| Assists: | 6 | Peyton Stovall at #23 Auburn (March 23) |
| | 6 | Peyton Stovall vs. #8 LSU (March 29) |
| Errors: | 2 | Jared Sprague-Lott vs. Oklahoma State (Feb. 24 in Arlington, Texas) |
| | 2 | Jared Sprague-Lott vs. Michigan (Feb. 25 in Arlington, Texas) |
| | 2 | Parker Rowland at #23 Auburn (March 22) |
| Passed balls: | 1 | Hudson White vs. James Madison (Feb. 16) |
| | 1 | Ryder Helfrick vs. Oklahoma State (Feb. 24 in Arlington, Texas) |
| | 1 | Hudson White vs. Murray State (March 1) |

Pitching

| | | |
|------------------|-----|---|
| Innings pitched: | 6.0 | (9 times) |
| Runs allowed: | 4 | Parker Coil vs. James Madison (Feb. 17) |
| | 4 | Mason Molina vs. McNeese (March 10) |
| | 4 | Brady Tygart vs. #8 LSU (March 30) |
| Earned runs: | 4 | Parker Coil vs. James Madison (Feb. 17) |
| | 4 | Mason Molina vs. McNeese (March 10) |
| | 4 | Brady Tygart vs. #8 LSU (March 30) |
| Walks allowed: | 5 | Brady Tygart at #23 Auburn (March 22) |
| Strikeouts: | 17 | Hagen Smith vs. #7 Oregon State (Feb. 23 in Arlington, Texas) |
| Hits allowed: | 7 | Mason Molina vs. #8 LSU (March 29) |
| Doubles allowed: | 2 | Koty Frank at #23 Auburn (March 22) |
| | 2 | Will McEntire vs. #8 LSU (March 28) |
| | 2 | Will McEntire at #25 Alabama (April 14) |
| Triples allowed: | 1 | Gage Wood vs. McNeese (March 10) |
| Homers allowed: | 3 | Brady Tygart vs. #8 LSU (March 30) |
| Wild pitches: | 2 | Brady Tygart at #25 Alabama (April 14) |
| Hit batters: | 3 | Brady Tygart vs. James Madison (Feb. 17) |
| | 3 | Brady Tygart vs. McNeese [DH-2] (March 9) |



Hagen Smith struck out 17 batters in six scoreless innings to tie the Razorbacks' single-game strikeout record in a start against #7 Oregon State (Feb. 23) in the Kubota College Baseball Series at Globe Life Field in Arlington, Texas. Each of Smith's first 15 outs were strikeouts, and 17 of the 18 outs he recorded came via strikeout in his dominant start against the nationally-ranked Beavers.



THE LAST TIME AN ARKANSAS PLAYER...

Table listing various baseball statistics and the last time an Arkansas player achieved them, including categories like hits in a game, doubles in an inning, home runs, RBI, walks, errors, and strikeouts.



THE LAST TIME AN ARKANSAS TEAM...

| | |
|---|---|
| Scored 10 runs | vs. Texas A&M, April 28, 2023 |
| Scored 11 runs | vs. Little Rock, March 26, 2024 |
| Scored 12 runs | vs. SEMO, March 21, 2023 |
| Scored 13 runs | vs. Arkansas State, April 2, 2024 |
| Scored 14 runs | at Mississippi State, May 6, 2023 |
| Scored 15 runs | vs. James Madison, Feb. 17, 2024 |
| Scored 16 runs | vs. Omaha, March 28, 2023 |
| Scored 17 runs | vs. #2 Stanford (College World Series), June 18, 2022 |
| Scored 18 runs | vs. McNeese, March 10, 2024 |
| Scored 19 runs | vs. Northwestern State, April 23, 2019 |
| Scored 20 runs | at #6 Oklahoma State (NCAA Regional), June 4, 2022 |
| Scored 21 runs | vs. Grambling, Feb. 27, 2024 |
| Scored 22 runs | vs. Louisiana Tech, Feb. 14, 2004 |
| Scored 23 runs | Never |
| Scored 24 runs | Missouri Southern, Feb. 11, 1998 |
| Scored 25 runs | Missouri Southern, Feb. 4, 2001 |
| Scored 26 runs | vs. UA Pine Bluff, April 14, 2021 |
| Scored 27 runs | Never |
| Scored 28 runs | vs. Wisconsin-Milwaukee (2), Feb. 18, 2007 |
| Scored 29 runs | Morningside, April 6, 1968 |
| Scored 30 runs | at South Carolina, March 30, 1997 |
| Scored 32 runs | 32 vs. Bucknell, Feb. 17, 2018 |
| Scored 33 runs | 33 vs. Southwest Baptist, March 21, 1984 |
| Had 10 hits | vs. #8 LSU, March 28, 2024 |
| Had 11 hits | vs. Ole Miss, April 6, 2024 |
| Had 12 hits | vs. Arkansas State, April 2, 2024 |
| Had 13 hits | vs. UCA, April 18, 2023 |
| Had 14 hits | vs. San Jose State, April 10, 2024 |
| Had 15 hits | at Ole Miss [DH-1], April 7, 2023 |
| Had 16 hits | vs. #25 Auburn (College World Series), June 21, 2022 |
| Had 17 hits | vs. #16 NC State (NCAA Super Regional), June 11, 2021 |
| Had 18 hits | vs. South Alabama, March 7, 2020 |
| Had 19 hits | vs. UCA, April 5, 2022 |
| Had 20 hits | vs. Grambling, Feb. 27, 2024 |
| Had 21 hits | vs. #2 Stanford (College World Series), June 18, 2022 |
| Had 22 hits | at #6 Vanderbilt, April 14, 2019 |
| Had 23 hits | Centenary, March 31, 1999 |
| Had 24 hits | Georgia, March 17, 2001 |
| Had 25 hits | at Centenary, March 23, 2005 |
| Had 26-29 hits | 28 at South Carolina, March 30, 1997 |
| Had 30 hits | vs. Saint Louis, April 7, 2010 |
| Had 31+ hits | 32 vs. Southwest Baptist, March 21, 1984 |
| Hit four home runs in a game | 4 - Peyton Stovall (1), Wehiwa Aloy (1), Jack Wagner (1), Will Edmunson (1) vs. Little Rock, March 26, 2024 |
| Hit five home runs in a game | 5 - Jalen Battles (1), Christian Franklin (1), Cullen Smith (1), Cayden Wallace (1), Braydon Webb (1) vs. NJIT (NCAA Regional), June 4, 2021 |
| Hit six home runs in a game | 6 - Luke Bonfield (1), Dominic Fletcher (1), Jared Gates (1), Grant Koch (1), Casey Martin (1), Carson Shaddy (1) vs. Bucknell, Feb. 17, 2018 |
| Hit seven home runs in a game | 7 - Robert Moore (2), Jalen Battles (1), Chris Lanzilli (1), Brady Slavens (1), Michael Turner (1), Cayden Wallace (1) vs. UCA, April 5, 2022 |
| Hit eight or more home runs in a game | 8 - Matt Goodheart (2), Brady Slavens (2), Cullen Smith (2), Charlie Welch (2) vs. UAPB, April 14, 2021 |
| Hit two grand slams in a game | vs. Grambling, Feb. 27, 2024 |
| Hit a grand slam in three consecutive games | vs. UIC, March 12-13, vs. Grambling, March 15, 2022 |
| 3 errors in a game | at Texas A&M, April 24, 2022 |
| 4 errors in a game | vs. Michigan, Feb. 25, 2024 |
| 5 errors in a game | vs. South Carolina (SEC Tournament), May 23, 2018 |
| 6 errors in a game | vs. Eastern Illinois, March 5, 2016 |
| 7 errors in a game | vs. LA Tech, March 20, 2001 |
| Shut out an opponent at home | vs. Arkansas State, April 2, 2024 |
| Shut out an opponent on the road | at #23 Auburn, March 21, 2024 |
| Shut out an SEC opponent at home | vs. Missouri, March 16, 2024 |
| Shut out an SEC opponent on the road | at #23 Auburn, March 21, 2024 |
| Shut out by an SEC opponent at home | vs. #24 Vanderbilt (5-0), May 15, 2022 |
| Shut out by an SEC opponent on the road | at Alabama, March 23, 2019 |
| Threw consecutive seven-inning shutouts | vs. UAPB (15-0, 6-0), April 12, 2022 |
| Threw consecutive nine-inning shutouts | vs. Missouri (8-0, 6-0), March 15-16, 2024 |
| Threw consecutive seven-inning shutouts against an SEC opponent | vs. South Carolina (2-0, 3-0) April 14, 2018 |
| Threw back-to-back nine-inning shutouts against an SEC opponent | vs. Missouri (8-0, 6-0), March 15-16, 2024 |
| Most consecutive shutouts thrown | 4, vs. Wisconsin, March 15-16, 1980 |
| Struck out 23 opposing batters | vs. #7 Oregon State, Feb. 23, 2024 |
| Struck out 25 opposing batters (program record) | vs. Oklahoma State, Feb. 24, 2024 |
| Struck out 10-plus opposing batters in 10 consecutive games | vs. #7 Oregon State, Oklahoma State, Michigan, Grambling, Murray State, UCA & McNeese), Feb. 23-March 9, 2024 |
| Struck out 20-plus opposing batters in back-to-back games | vs. #7 Oregon State & Oklahoma State, Feb. 23-24, 2024 |
| Had starting pitchers record double-digit strikeouts in three consecutive games | Hagen Smith (12), Brady Tygart (10) & Mason Molina (10) vs. Murray State, March 1-3, 2024 |
| Was shut out | at #25 Alabama, April 14, 2024 |
| Was shut out in back-to-back games | vs. LSU (7-0, 6-0), April 23-24, 2005 |
| Held to 1 hit | vs. Missouri State, May 17, 2016 |
| Held to 2 hits | vs. #24 Vanderbilt, May 15, 2022 |
| Held to 3 hits | vs. Alabama, March 31, 2023 |
| Did not strikeout | vs. Eastern Illinois, Feb. 16, 2019 |
| Swept an SEC home weekend series | vs. Ole Miss, April 4-6, 2024 |
| Swept an SEC road weekend series | at Mississippi State, May 5-7, 2023 |
| Was swept in an SEC home weekend series | vs. Alabama, May 13-15, 2016 |
| Was swept in an SEC road weekend series | at Georgia, April 20-22, 2023 |
| Swept a non-conference home weekend series | vs. McNeese, March 9-10, 2024 |
| Swept a non-conference road weekend series | at Northwestern State, Feb. 16-18, 1996 |
| Was swept in a non-conference home weekend series | vs. Long Beach State, Feb. 25-27, 2000 |
| Was swept in a non-conference road weekend series | at UNLV, March 19-21, 1994 |
| Won an SEC home weekend series | vs. Ole Miss, April 4-6, 2024 |
| Won an SEC road weekend series | at #23 Auburn, March 21-23, 2024 |
| Lost an SEC home weekend series | vs. #24 Vanderbilt, May 13-15, 2022 |
| Lost an SEC road weekend series | at #25 Alabama, April 12-14, 2024 |
| Won a non-conference home weekend series | vs. McNeese, March 9-10, 2024 |
| Won a non-conference road weekend series | at Louisiana Tech, March 12-14, 2021 |
| Lost a non-conference home weekend series | vs. South Alabama, Feb. 28-March 1, 2014 |
| Lost a non-conference road weekend series | at Texas A&M, Feb. 27-29, 2004 |
| Lost a midweek game | vs. Lipscomb (North Little Rock, Ark.), May 2, 2023 |



HOME RUN CHART

| No. | Player | Game | Date | Opponent | Pitcher | On Base | Inning | Outs | Count | Score | Final |
|-----|--------------------------|------|----------|----------------|----------------------|---------|--------|------|-------|-------|-------------|
| 1 | Jared Sprague-Lott (1) * | 1 | Feb. 16 | James Madison | RHP Todd Mozoki | 0 | 2nd | 0 | 1-0 | 2-3 | W, 6-4 |
| 2 | Hudson White (1) | 1 | Feb. 16 | James Madison | RHP Todd Mozoki | 0 | 2nd | 1 | 0-0 | 3-3 | W, 6-4 |
| 3 | Ty Wilmsmeyer (1) * | 2 | Feb. 17 | James Madison | LHP Max Kuhle | 0 | 3rd | 0 | 1-0 | 0-0 | W, 15-5 (8) |
| 4 | Ryder Helfrick (1) | 2 | Feb. 17 | James Madison | LHP Max Kuhle | 0 | 4th | 1 | 1-1 | 1-1 | W, 15-5 (8) |
| 5 | Hudson Polk (1) | 8 | Feb. 27 | Grambling | RHP Carlos Peguero | 3 | 1st | 0 | 2-0 | 6-0 | W, 21-1 (7) |
| 6 | Jayson Jones (1) | 8 | Feb. 27 | Grambling | RHP Brett Washington | 1 | 3rd | 0 | 3-1 | 7-0 | W, 21-1 (7) |
| 7 | Jayson Jones (2) | 8 | Feb. 27 | Grambling | RHP Charles Jackson | 3 | 5th | 0 | 1-0 | 14-0 | W, 21-1 (7) |
| 8 | Kendall Diggs (1) * | 10 | March 2 | Murray State | RHP Jacob Pennington | 0 | 5th | 0 | 1-1 | 4-1 | W, 11-1 (8) |
| 9 | Nolan Souza (1) * | 11 | March 3 | Murray State | RHP Ryan Fender | 0 | 3rd | 0 | 1-0 | 0-1 | W, 5-3 |
| 10 | Wehiwa Aloy (1) | 12 | March 5 | UCA | RHP Bryce Parlin | 3 | 3rd | 1 | 0-1 | 0-2 | W, 9-7 |
| 11 | Ben McLaughlin (1) | 12 | March 5 | UCA | RHP Gavin Alveti | 2 | 3rd | 1 | 0-1 | 4-2 | W, 9-7 |
| 12 | Jayson Jones (3) * | 14 | March 9 | McNeese [DH-2] | RHP Zach Voss | 0 | 5th | 0 | 0-0 | 1-0 | W, 11-1 (8) |
| 13 | Wehiwa Aloy (2) | 14 | March 9 | McNeese [DH-2] | RHP Zach Voss | 2 | 5th | 2 | 3-1 | 2-0 | W, 11-1 (8) |
| 14 | Peyton Stovall (1) ^ | 14 | March 9 | McNeese [DH-2] | RHP Marcus Mott | 2 | 8th | 2 | 0-0 | 7-1 | W, 11-1 (8) |
| 15 | Kendall Diggs (2) ^ ! | 14 | March 9 | McNeese [DH-2] | RHP Koel Navarre | 0 | 8th | 2 | 1-2 | 10-1 | W, 11-1 (8) |
| 16 | Ross Lovich (1) | 15 | March 10 | McNeese | RHP Kainin Morrow | 2 | 5th | 2 | 0-0 | 7-5 | W, 18-5 (7) |
| 17 | Kendall Diggs (3) | 16 | March 12 | Oral Roberts | RHP Ryan Carmack | 0 | 5th | 2 | 2-1 | 3-0 | W, 4-2 |
| 18 | Nolan Souza (2) | 17 | March 15 | Missouri | RHP Logan Lunceford | 1 | 2nd | 1 | 3-2 | 0-0 | W, 8-0 |
| 19 | Ross Lovich (2) | 17 | March 15 | Missouri | RHP Logan Lunceford | 2 | 3rd | 1 | 2-1 | 2-0 | W, 8-0 |
| 20 | Kendall Diggs (4) | 17 | March 15 | Missouri | RHP Logan Lunceford | 1 | 4th | 2 | 2-0 | 5-0 | W, 8-0 |
| 21 | Nolan Souza (3) | 17 | March 15 | Missouri | RHP Jacob Peaden | 0 | 8th | 1 | 1-2 | 7-0 | W, 8-0 |
| 22 | Peyton Stovall (2) * ^ | 18 | March 16 | Missouri | RHP Bryce Mayer | 0 | 6th | 0 | 2-2 | 0-0 | W, 6-0 |
| 23 | Wehiwa Aloy (3) ^ | 18 | March 16 | Missouri | RHP Bryce Mayer | 0 | 6th | 0 | 0-0 | 1-0 | W, 6-0 |
| 24 | Kendall Diggs (5) ^ | 18 | March 16 | Missouri | RHP Bryce Mayer | 0 | 6th | 0 | 1-2 | 2-0 | W, 6-0 |
| 25 | Ben McLaughlin (2) | 19 | March 17 | Missouri | RHP Carter Rustad | 0 | 3rd | 2 | 2-2 | 2-0 | W, 9-1 |
| 26 | Wehiwa Aloy (4) | 20 | March 21 | at #23 Auburn | RHP Conner McBride | 0 | 1st | 2 | 3-2 | 0-0 | W, 1-0 |
| 27 | Ben McLaughlin (3) | 21 | March 22 | at #23 Auburn | RHP Chase Allsup | 0 | 2nd | 1 | 2-2 | 0-1 | W, 6-5 |
| 28 | Ryder Helfrick (2) | 21 | March 22 | at #23 Auburn | RHP John Armstrong | 0 | 9th | 1 | 0-0 | 5-5 | W, 6-5 |
| 29 | Jared Sprague-Lott (2) | 22 | March 23 | at #23 Auburn | RHP Joseph Gonzalez | 2 | 2nd | 1 | 1-1 | 4-0 | L, 8-6 |
| 30 | Peyton Stovall (3) | 23 | March 26 | Little Rock | RHP Josh Beezley | 1 | 2nd | 0 | 1-2 | 2-0 | W, 11-0 (7) |
| 31 | Wehiwa Aloy (5) | 23 | March 26 | Little Rock | RHP Jacob Weatherley | 3 | 6th | 0 | 1-1 | 4-0 | W, 11-0 (7) |
| 32 | Jack Wagner (1) | 23 | March 26 | Little Rock | RHP Jacob Weatherley | 0 | 6th | 1 | 1-2 | 8-0 | W, 11-0 (7) |
| 33 | Will Edmunson (1) | 23 | March 26 | Little Rock | RHP Jacob Weatherley | 1 | 6th | 2 | 0-0 | 9-0 | W, 11-0 (7) |
| 34 | Jack Wagner (2) | 24 | March 28 | #8 LSU | RHP Fidel Ulloa | 0 | 4th | 1 | 1-2 | 1-2 | W, 7-4 |
| 35 | Kendall Diggs (6) | 24 | March 28 | #8 LSU | RHP Gavin Guidry | 2 | 8th | 1 | 0-2 | 4-3 | W, 7-4 |
| 36 | Wehiwa Aloy (6) | 26 | March 30 | #8 LSU | LHP Gage Jump | 0 | 1st | 1 | 1-1 | 0-1 | W, 7-5 |
| 37 | Peyton Stovall (4) | 26 | March 30 | #8 LSU | LHP Nate Ackenhausen | 1 | 6th | 1 | 0-0 | 5-4 | W, 7-5 |
| 38 | Ben McLaughlin (4) | 27 | April 2 | Arkansas State | RHP Kole Turner | 1 | 2nd | 2 | 2-1 | 2-0 | W, 13-0 (7) |
| 39 | Nolan Souza (4) | 27 | April 2 | Arkansas State | RHP Brian Veniard | 3 | 3rd | 2 | 1-0 | 9-0 | W, 13-0 (7) |
| 40 | Wehiwa Aloy (7) | 28 | April 4 | Ole Miss | RHP Riley Maddox | 2 | 6th | 0 | 0-1 | 1-2 | W, 5-2 |
| 41 | Jared Sprague-Lott (3) | 28 | April 4 | Ole Miss | RHP Josh Mallitz | 0 | 6th | 1 | 0-0 | 4-2 | W, 5-2 |
| 42 | Wehiwa Aloy (8) | 29 | April 5 | Ole Miss | LHP Wes Mendes | 1 | 6th | 2 | 2-2 | 5-3 | W, 8-3 |
| 43 | Nolan Souza (5) | 30 | April 6 | Ole Miss | RHP Mason Nichols | 0 | 4th | 1 | 2-2 | 0-0 | W, 7-4 |
| 44 | Nolan Souza (6) | 30 | April 6 | Ole Miss | RHP Connor Spencer | 2 | 7th | 0 | 2-2 | 3-3 | W, 7-4 |
| 45 | Ben McLaughlin (5) * | 31 | April 9 | San Jose State | RHP Keaton Chase | 0 | 3rd | 0 | 3-1 | 3-1 | W, 5-1 |
| 46 | Wehiwa Aloy (9) * | 31 | April 9 | San Jose State | RHP Keaton Chase | 0 | 5th | 0 | 0-0 | 4-1 | W, 5-1 |
| 47 | Jack Wagner (3) * | 32 | April 10 | San Jose State | RHP Cade Cushing | 0 | 7th | 0 | 0-0 | 4-2 | W, 8-2 |
| 48 | Ben McLaughlin (6) ^ | 33 | April 12 | at #25 Alabama | RHP Ben Hess | 1 | 1st | 1 | 2-2 | 0-0 | W, 5-3 |
| 49 | Jared Sprague-Lott (4) ^ | 33 | April 12 | at #25 Alabama | RHP Ben Hess | 0 | 1st | 1 | 3-1 | 2-0 | W, 5-3 |
| 50 | Peyton Stovall (5) | 34 | April 13 | at #25 Alabama | LHP Greg Farone | 0 | 5th | 2 | 2-0 | 0-2 | L, 4-3 (10) |
| 51 | Jared Sprague-Lott (5) * | 34 | April 13 | at #25 Alabama | RHP Tyler Fay | 0 | 6th | 0 | 2-2 | 1-2 | L, 4-3 (10) |
| 52 | Peyton Holt (1) | 34 | April 13 | at #25 Alabama | LHP Alton Davis II | 0 | 9th | 2 | 0-0 | 2-3 | L, 4-3 (10) |

* - indicates leadoff home run | ^ - indicates back-to-back home run | ! - indicates walk-off home run | + - indicates pinch-hit home run

HOME RUN DATA CHART III



| No. | Player | Game | Date | Opponent | Pitcher | HR | Distance | Launch Angle | Exit Velocity |
|-----|--------------------------|------|----------|----------------|----------------------|------------|----------|--------------|---------------|
| 1 | Jared Sprague-Lott (1) * | 1 | Feb. 16 | James Madison | RHP Todd Mozoki | Solo | 364 feet | 42.9 degrees | 100 mph |
| 2 | Hudson White (1) | 1 | Feb. 16 | James Madison | RHP Todd Mozoki | Solo | 396 feet | 25.0 degrees | 101 mph |
| 3 | Ty Wilmsmeyer (1) * | 2 | Feb. 17 | James Madison | LHP Max Kuhle | Solo | 369 feet | 25.1 degrees | 100 mph |
| 4 | Ryder Helfrick (1) | 2 | Feb. 17 | James Madison | LHP Max Kuhle | Solo | 367 feet | 19.3 degrees | 105 mph |
| 5 | Hudson Polk (1) | 8 | Feb. 27 | Grambling | RHP Carlos Peguero | Grand Slam | 421 feet | 21.9 degrees | 113 mph |
| 6 | Jayson Jones (1) | 8 | Feb. 27 | Grambling | RHP Brett Washington | Two-Run | 400 feet | 17.9 degrees | 110 mph |
| 7 | Jayson Jones (2) | 8 | Feb. 27 | Grambling | RHP Charles Jackson | Grand Slam | 425 feet | 24.3 degrees | 108 mph |
| 8 | Kendall Diggs (1) * | 10 | March 2 | Murray State | RHP Jacob Pennington | Solo | 340 feet | 29.2 degrees | 104 mph |
| 9 | Nolan Souza (1) * | 11 | March 3 | Murray State | RHP Ryan Fender | Solo | 398 feet | 35.0 degrees | 107 mph |
| 10 | Wehiwa Aloy (1) | 12 | March 5 | UCA | RHP Bryce Parlin | Grand Slam | 442 feet | 28.7 degrees | 106 mph |
| 11 | Ben McLaughlin (1) | 12 | March 5 | UCA | RHP Gavin Alveti | Three-Run | 420 feet | 30.4 degrees | 102 mph |
| 12 | Jayson Jones (3) * | 14 | March 9 | McNeese [DH-2] | RHP Zach Voss | Solo | 409 feet | 21.9 degrees | 108 mph |
| 13 | Wehiwa Aloy (2) | 14 | March 9 | McNeese [DH-2] | RHP Zach Voss | Three-Run | 468 feet | 24.7 degrees | 114 mph |
| 14 | Peyton Stovall (1) ^ | 14 | March 9 | McNeese [DH-2] | RHP Marcus Mott | Three-Run | 412 feet | 29.0 degrees | 101 mph |
| 15 | Kendall Diggs (2) ^! | 14 | March 9 | McNeese [DH-2] | RHP Koel Navarre | Solo | 449 feet | 27.0 degrees | 104 mph |
| 16 | Ross Lovich (1) | 15 | March 10 | McNeese | RHP Kainin Morrow | Three-Run | 360 feet | 26.6 degrees | 96 mph |
| 17 | Kendall Diggs (3) | 16 | March 12 | Oral Roberts | RHP Ryan Carmack | Solo | 378 feet | 30.2 degrees | 104 mph |
| 18 | Nolan Souza (2) | 17 | March 15 | Missouri | RHP Logan Lunceford | Two-Run | 335 feet | 21.7 degrees | 98 mph |
| 19 | Ross Lovich (2) | 17 | March 15 | Missouri | RHP Logan Lunceford | Three-Run | 394 feet | 30.2 degrees | 105 mph |
| 20 | Kendall Diggs (4) | 17 | March 15 | Missouri | RHP Logan Lunceford | Two-Run | 400 feet | 35.1 degrees | 104 mph |
| 21 | Nolan Souza (3) | 17 | March 15 | Missouri | RHP Jacob Peaden | Solo | 405 feet | 29.9 degrees | 102 mph |
| 22 | Peyton Stovall (2) * ^ | 18 | March 16 | Missouri | RHP Bryce Mayer | Solo | 404 feet | 27.3 degrees | 104 mph |
| 23 | Wehiwa Aloy (3) ^ | 18 | March 16 | Missouri | RHP Bryce Mayer | Solo | 396 feet | 36.2 degrees | 99 mph |
| 24 | Kendall Diggs (5) ^ | 18 | March 16 | Missouri | RHP Bryce Mayer | Solo | 372 feet | 28.1 degrees | 99 mph |
| 25 | Ben McLaughlin (2) | 19 | March 17 | Missouri | RHP Carter Rustad | Solo | 351 feet | 26.9 degrees | 101 mph |
| 26 | Wehiwa Aloy (4) | 20 | March 21 | at #23 Auburn | RHP Conner McBride | Solo | 369 feet | 25.6 degrees | 101 mph |
| 27 | Ben McLaughlin (3) | 21 | March 22 | at #23 Auburn | RHP Chase Allsup | Solo | 404 feet | 26.8 degrees | 104 mph |
| 28 | Ryder Helfrick (2) | 21 | March 22 | at #23 Auburn | RHP John Armstrong | Solo | 405 feet | 28.8 degrees | 109 mph |
| 29 | Jared Sprague-Lott (2) | 22 | March 23 | at #23 Auburn | RHP Joseph Gonzalez | Three-Run | 400 feet | 28.9 degrees | 100 mph |
| 30 | Peyton Stovall (3) | 23 | March 26 | Little Rock | RHP Josh Beezley | Two-Run | 382 feet | 26.3 degrees | 98 mph |
| 31 | Wehiwa Aloy (5) | 23 | March 26 | Little Rock | RHP Jacob Weatherley | Grand Slam | 413 feet | 23.2 degrees | 105 mph |
| 32 | Jack Wagner (1) | 23 | March 26 | Little Rock | RHP Jacob Weatherley | Solo | 388 feet | 22.2 degrees | 105 mph |
| 33 | Will Edmunson (1) | 23 | March 26 | Little Rock | RHP Jacob Weatherley | Two-Run | 387 feet | 19.6 degrees | 98 mph |
| 34 | Jack Wagner (2) | 24 | March 28 | #8 LSU | RHP Fidel Ulloa | Solo | 364 feet | 37.7 degrees | 100 mph |
| 35 | Kendall Diggs (6) | 24 | March 28 | #8 LSU | RHP Gavin Guidry | Three-Run | 381 feet | 27.2 degrees | 101 mph |
| 36 | Wehiwa Aloy (6) | 26 | March 30 | #8 LSU | LHP Gage Jump | Solo | 390 feet | 20.8 degrees | 112 mph |
| 37 | Peyton Stovall (4) | 26 | March 30 | #8 LSU | LHP Nate Ackenhausen | Two-Run | 379 feet | 33.7 degrees | 104 mph |
| 38 | Ben McLaughlin (4) | 27 | April 2 | Arkansas State | RHP Kole Turner | Solo | 396 feet | 26.7 degrees | 101 mph |
| 39 | Nolan Souza (4) | 27 | April 2 | Arkansas State | RHP Brian Veniard | Grand Slam | 458 feet | 28.5 degrees | 111 mph |
| 40 | Wehiwa Aloy (7) | 28 | April 4 | Ole Miss | RHP Riley Maddox | Three-Run | 346 feet | 19.5 degrees | 107 mph |
| 41 | Jared Sprague-Lott (3) | 28 | April 4 | Ole Miss | RHP Josh Mallitz | Solo | 342 feet | 30.7 degrees | 94 mph |
| 42 | Wehiwa Aloy (9) | 29 | April 5 | Ole Miss | LHP Wes Mendes | Two-Run | 398 feet | 28.9 degrees | 105 mph |
| 43 | Nolan Souza (5) | 30 | April 6 | Ole Miss | RHP Mason Nichols | Solo | 404 feet | 23.1 degrees | 104 mph |
| 44 | Nolan Souza (6) | 30 | April 6 | Ole Miss | RHP Connor Spencer | Three-Run | 416 feet | 26.9 degrees | 113 mph |
| 45 | Ben McLaughlin (5) * | 31 | April 9 | San Jose State | RHP Keaton Chase | Solo | 412 feet | 23.7 degrees | 106 mph |
| 46 | Wehiwa Aloy (9) * | 31 | April 9 | San Jose State | RHP Keaton Chase | Solo | 407 feet | 24.4 degrees | 108 mph |
| 47 | Jack Wagner (3) * | 32 | April 10 | San Jose State | RHP Cade Cushing | Solo | 413 feet | 23.9 degrees | 106 mph |
| 48 | Ben McLaughlin (6) ^ | 33 | April 12 | at #25 Alabama | RHP Ben Hess | Two-Run | 423 feet | 25.9 degrees | 102 mph |
| 49 | Jared Sprague-Lott (4) ^ | 33 | April 12 | at #25 Alabama | RHP Ben Hess | Solo | 386 feet | 22.6 degrees | 104 mph |
| 50 | Peyton Stovall (5) | 34 | April 13 | at #25 Alabama | LHP Greg Farone | Solo | 366 feet | 27.6 degrees | 101 mph |
| 51 | Jared Sprague-Lott (5) * | 34 | April 13 | at #25 Alabama | RHP Tyler Fay | Solo | 397 feet | 25.1 degrees | 100 mph |
| 52 | Peyton Holt (1) | 34 | April 13 | at #25 Alabama | LHP Alton Davis II | Solo | 415 feet | 27.0 degrees | 102 mph |

* - indicates leadoff home run | ^ - indicates back-to-back home run | ! - indicates walk-off home run | + - indicates pinch-hit home run



||| TEAM PITCHING GAME-BY-GAME

STARTERS GAME-BY-GAME

| Opponent | W-L | IP | H | R | ER | BB | K |
|---------------------|-----|-----|---|---|----|----|----|
| James Madison | -- | 1.0 | 1 | 3 | 3 | 2 | 2 |
| James Madison | W | 5.0 | 2 | 1 | 1 | 2 | 4 |
| James Madison | -- | 3.2 | 3 | 2 | 2 | 3 | 9 |
| James Madison | W | 5.0 | 3 | 0 | 0 | 0 | 4 |
| vs. #7 Oregon St. | -- | 6.0 | 3 | 0 | 0 | 1 | 17 |
| vs. Oklahoma St. | -- | 6.0 | 3 | 0 | 0 | 2 | 6 |
| vs. Michigan | W | 5.0 | 0 | 0 | 0 | 1 | 10 |
| Grambling | W | 1.0 | 0 | 0 | 0 | 1 | 1 |
| Murray State | W | 6.0 | 1 | 1 | 1 | 1 | 12 |
| Murray State | W | 5.0 | 3 | 1 | 1 | 1 | 10 |
| Murray State | W | 5.0 | 2 | 1 | 1 | 1 | 10 |
| UCA | W | 3.0 | 4 | 2 | 2 | 0 | 4 |
| McNeese | W | 4.0 | 1 | 0 | 0 | 3 | 9 |
| McNeese | W | 4.0 | 3 | 0 | 0 | 2 | 8 |
| McNeese | -- | 4.0 | 3 | 4 | 4 | 3 | 4 |
| Oral Roberts | W | 3.0 | 3 | 0 | 0 | 1 | 4 |
| Missouri * | W | 6.0 | 2 | 0 | 0 | 1 | 10 |
| Missouri * | -- | 4.2 | 1 | 0 | 0 | 4 | 7 |
| Missouri * | W | 5.1 | 1 | 0 | 0 | 3 | 10 |
| at #23 Auburn * | W | 6.0 | 3 | 0 | 0 | 2 | 12 |
| at #23 Auburn * | -- | 3.2 | 3 | 3 | 3 | 5 | 4 |
| at #23 Auburn * | -- | 5.0 | 3 | 1 | 1 | 4 | 4 |
| Little Rock | W | 3.0 | 1 | 0 | 0 | 0 | 5 |
| #8 LSU * | W | 6.0 | 5 | 2 | 2 | 0 | 10 |
| #8 LSU * | -- | 5.0 | 7 | 3 | 3 | 3 | 7 |
| #8 LSU * | -- | 4.0 | 5 | 4 | 4 | 0 | 3 |
| Arkansas State | W | 2.0 | 0 | 0 | 0 | 1 | 1 |
| Ole Miss * | W | 6.0 | 4 | 2 | 2 | 4 | 11 |
| Ole Miss * | -- | 4.1 | 3 | 3 | 3 | 3 | 5 |
| Ole Miss * | -- | 4.1 | 4 | 2 | 2 | 3 | 7 |
| San Jose State | W | 5.0 | 2 | 1 | 1 | 0 | 4 |
| San Jose State | W | 3.0 | 0 | 0 | 0 | 3 | 3 |
| at #25 Alabama * W | 6.0 | 2 | 0 | 0 | 3 | 6 | |
| at #25 Alabama * -- | 6.0 | 5 | 2 | 2 | 0 | 6 | |
| at #25 Alabama * L | 5.0 | 5 | 1 | 1 | 2 | 3 | |

BULLPEN GAME-BY-GAME

| Opponent | W-L | IP | H | R | ER | BB | K |
|---------------------|-----|-----|---|---|----|----|----|
| James Madison | W | 8.0 | 4 | 1 | 1 | 1 | 10 |
| James Madison | -- | 3.0 | 4 | 4 | 4 | 1 | 2 |
| James Madison | L | 5.1 | 7 | 5 | 4 | 3 | 7 |
| James Madison | -- | 4.0 | 1 | 0 | 0 | 1 | 5 |
| vs. #7 Oregon St | W | 3.0 | 5 | 4 | 4 | 0 | 6 |
| vs. Oklahoma St. | L | 7.1 | 3 | 2 | 1 | 5 | 19 |
| vs. Michigan | -- | 4.0 | 5 | 3 | 1 | 0 | 1 |
| Grambling | -- | 6.0 | 4 | 1 | 1 | 1 | 10 |
| Murray State | -- | 3.0 | 1 | 0 | 0 | 1 | 8 |
| Murray State | -- | 3.0 | 0 | 0 | 0 | 0 | 4 |
| Murray State | -- | 4.0 | 6 | 2 | 2 | 0 | 6 |
| UCA | -- | 6.0 | 5 | 5 | 5 | 4 | 7 |
| McNeese | -- | 5.0 | 7 | 1 | 1 | 2 | 6 |
| McNeese | -- | 4.0 | 4 | 1 | 1 | 0 | 4 |
| McNeese | W | 3.0 | 3 | 1 | 1 | 0 | 3 |
| Oral Roberts | -- | 6.0 | 6 | 2 | 2 | 1 | 6 |
| Missouri * | -- | 3.0 | 2 | 0 | 0 | 0 | 2 |
| Missouri * | W | 4.1 | 0 | 0 | 0 | 1 | 5 |
| Missouri * | -- | 3.2 | 2 | 1 | 1 | 1 | 3 |
| at #23 Auburn | -- | 3.0 | 0 | 0 | 0 | 0 | 5 |
| at #23 Auburn * | W | 5.1 | 7 | 2 | 1 | 1 | 8 |
| at #23 Auburn * | L | 3.0 | 7 | 7 | 7 | 2 | 2 |
| Little Rock | -- | 4.0 | 1 | 0 | 0 | 0 | 1 |
| #8 LSU * | -- | 3.0 | 4 | 2 | 2 | 2 | 8 |
| #8 LSU * | W | 5.0 | 2 | 0 | 0 | 0 | 5 |
| #8 LSU * | W | 5.0 | 4 | 1 | 1 | 2 | 4 |
| Arkansas State | -- | 5.0 | 1 | 0 | 0 | 3 | 12 |
| Ole Miss * | -- | 3.0 | 1 | 0 | 0 | 1 | 4 |
| Ole Miss * | W | 4.2 | 3 | 0 | 0 | 2 | 6 |
| Ole Miss * | W | 4.2 | 5 | 2 | 2 | 1 | 8 |
| San Jose State | -- | 4.0 | 0 | 0 | 0 | 1 | 6 |
| San Jose State | -- | 6.0 | 4 | 2 | 2 | 0 | 7 |
| at #25 Alabama * -- | 3.0 | 4 | 3 | 3 | 1 | 3 | |
| at #25 Alabama * L | 3.0 | 3 | 2 | 1 | 3 | 2 | |
| at #25 Alabama * -- | 3.0 | 5 | 4 | 3 | 0 | 1 | |

TEAM RECORD PER STARTER

| Pitcher (Total Starts) | Record |
|------------------------|--------|
| Hagen Smith (9) | 9-0 |
| Brady Tygart (9) | 7-2 |
| Colin Fisher (6) | 6-0 |
| Mason Molina (9) | 6-3 |
| Ben Bybee (2) | 2-0 |

QUALITY STARTS

| Pitcher (Total Starts) | QS | Record |
|------------------------|----|--------|
| Hagen Smith (9) | 7 | 7-0 |
| Mason Molina (9) | 1 | 0-1 |
| Brady Tygart (9) | 1 | 0-1 |
| Colin Fisher (6) | 0 | 0-0 |
| Ben Bybee (2) | 0 | 0-0 |

RUN SUPPORT

| Pitcher (Total Starts) | Runs | Per Start |
|------------------------|------|-----------|
| Colin Fisher (6) | 59 | 9.8 |
| Ben Bybee (2) | 16 | 8.0 |
| Brady Tygart (9) | 64 | 7.1 |
| Mason Molina (9) | 60 | 6.7 |
| Hagen Smith (9) | 45 | 5.0 |

STARTING PITCHER GAME-BY-GAME

| Date / Opponent | Starting Pitcher |
|-------------------------------|------------------|
| Feb. 16 / James Madison | LHP Hagen Smith |
| Feb. 17 / James Madison | RHP Brady Tygart |
| Feb. 18 / James Madison | LHP Mason Molina |
| Feb. 19 / James Madison | LHP Colin Fisher |
| Feb. 23 / vs. #7 Oregon State | LHP Hagen Smith |
| Feb. 24 / vs. Oklahoma State | RHP Brady Tygart |
| Feb. 25 / vs. Michigan | LHP Mason Molina |
| Feb. 27 / Grambling | LHP Colin Fisher |
| March 1 / Murray State | LHP Hagen Smith |
| March 2 / Murray State | LHP Brady Tygart |
| March 3 / Murray State | RHP Mason Molina |
| March 5 / UCA | LHP Colin Fisher |
| March 9 / McNeese [DH-1] | LHP Hagen Smith |
| March 9 / McNeese [DH-2] | RHP Brady Tygart |
| March 10 / McNeese | LHP Mason Molina |
| March 12 / Oral Roberts | LHP Colin Fisher |
| March 15 / Missouri * | LHP Hagen Smith |
| March 16 / Missouri * | RHP Brady Tygart |
| March 17 / Missouri * | LHP Mason Molina |
| March 21 / at #23 Auburn * | LHP Hagen Smith |
| March 22 / at #23 Auburn * | RHP Brady Tygart |
| March 23 / at #23 Auburn * | LHP Mason Molina |
| March 26 / Little Rock | RHP Ben Bybee |
| March 28 / #8 LSU * | LHP Hagen Smith |
| March 29 / #8 LSU * | LHP Mason Molina |
| March 30 / #8 LSU * | RHP Brady Tygart |
| April 2 / Arkansas State | LHP Colin Fisher |
| April 4 / Ole Miss * | LHP Hagen Smith |
| April 5 / Ole Miss * | LHP Mason Molina |
| April 6 / Ole Miss * | RHP Brady Tygart |
| April 9 / San Jose State | RHP Ben Bybee |
| April 10 / San Jose State | LHP Colin Fisher |
| April 12 / at #25 Alabama * | LHP Hagen Smith |
| April 13 / at #25 Alabama * | LHP Mason Molina |
| April 14 / at #25 Alabama * | RHP Brady Tygart |



STARTER STATISTICS

| Player | era | w-l | app | gs | cg | sho | sv | ip | h | r | er | bb | so | 2b | 3b | hr | b/avg | wp | hp | bk | sfa | sha |
|-----------------|------|------|-----|----|----|-----|----|-------|----|----|----|----|-----|----|----|----|-------|----|----|----|-----|-----|
| 38 Colin Fisher | 1.06 | 6-0 | 6 | 6 | 0 | 0/2 | 0 | 17.0 | 10 | 2 | 2 | 6 | 17 | 0 | 0 | 0 | .169 | 0 | 3 | 1 | 0 | 0 |
| 40 Ben Bybee | 1.12 | 2-0 | 2 | 2 | 0 | 0/1 | 0 | 8.0 | 3 | 1 | 1 | 0 | 9 | 0 | 0 | 1 | .115 | 0 | 0 | 0 | 0 | 0 |
| 33 Hagen Smith | 1.53 | 7-0 | 9 | 9 | 0 | 0/2 | 0 | 47.0 | 22 | 8 | 8 | 17 | 89 | 1 | 0 | 4 | .138 | 1 | 3 | 0 | 1 | 2 |
| 25 Brady Tygart | 2.59 | 3-1 | 9 | 9 | 0 | 0/1 | 0 | 41.2 | 29 | 12 | 12 | 21 | 52 | 1 | 0 | 4 | .203 | 3 | 11 | 1 | 0 | 4 |
| 21 Mason Molina | 3.32 | 3-0 | 9 | 9 | 0 | 0/0 | 0 | 43.1 | 27 | 16 | 16 | 21 | 65 | 4 | 0 | 6 | .181 | 2 | 7 | 1 | 0 | 2 |
| Totals | 2.24 | 21-1 | 35 | 35 | 0 | 6/6 | 0 | 157.0 | 91 | 39 | 39 | 65 | 232 | 6 | 0 | 15 | .170 | 6 | 24 | 3 | 1 | 8 |

RELIEVER STATISTICS

| Player | era | w-l | app | gs | cg | sho | sv | ip | h | r | er | bb | so | 2b | 3b | hr | b/avg | wp | hp | bk | sfa | sha |
|---------------------|-------|-----|-----|----|----|-----|----|-------|-----|-----|-----|-----|-----|----|----|----|-------|----|----|----|-----|-----|
| 40 Ben Bybee | 0.00 | 0-0 | 1 | 0 | 0 | 0/1 | 0 | 1.0 | 1 | 0 | 0 | 1 | 2 | 0 | 0 | 0 | .250 | 0 | 0 | 0 | 0 | 0 |
| 32 Hunter Dietz | 0.00 | 0-0 | 2 | 0 | 0 | 0/0 | 0 | 1.0 | 1 | 0 | 0 | 2 | 2 | 0 | 0 | 0 | .250 | 0 | 1 | 0 | 0 | 0 |
| 49 Stone Hewlett | 1.04 | 1-0 | 15 | 0 | 0 | 0/2 | 2 | 8.2 | 3 | 1 | 1 | 3 | 17 | 1 | 0 | 0 | .100 | 1 | 0 | 0 | 1 | 0 |
| 46 Christian Foutch | 1.59 | 0-0 | 8 | 0 | 0 | 0/2 | 0 | 11.1 | 8 | 2 | 2 | 3 | 7 | 1 | 0 | 1 | .211 | 2 | 1 | 0 | 1 | 0 |
| 37 Jake Faherty | 1.80 | 0-0 | 8 | 0 | 0 | 0/1 | 1 | 5.0 | 3 | 2 | 1 | 5 | 11 | 1 | 0 | 0 | .167 | 1 | 1 | 0 | 1 | 0 |
| 45 Gage Wood | 1.84 | 2-1 | 12 | 0 | 0 | 0/1 | 1 | 14.2 | 12 | 4 | 3 | 3 | 24 | 2 | 1 | 1 | .218 | 0 | 3 | 0 | 0 | 1 |
| 31 Dylan Carter | 2.08 | 0-0 | 4 | 0 | 0 | 0/2 | 0 | 4.1 | 2 | 1 | 1 | 1 | 2 | 1 | 0 | 0 | .143 | 0 | 0 | 0 | 1 | 0 |
| 41 Will McEntire | 2.56 | 2-0 | 17 | 0 | 0 | 0/3 | 4 | 38.2 | 31 | 13 | 11 | 7 | 48 | 7 | 0 | 1 | .220 | 3 | 0 | 0 | 2 | 0 |
| 28 Koty Frank | 3.22 | 2-0 | 14 | 0 | 0 | 0/1 | 3 | 22.1 | 21 | 10 | 8 | 3 | 22 | 6 | 0 | 2 | .250 | 0 | 4 | 0 | 1 | 1 |
| 20 Gabe Gaeckle | 3.38 | 1-2 | 12 | 0 | 0 | 0/1 | 6 | 21.1 | 11 | 8 | 8 | 8 | 29 | 2 | 0 | 0 | .143 | 1 | 0 | 0 | 0 | 0 |
| 38 Colin Fisher | 4.50 | 0-1 | 3 | 0 | 0 | 0/0 | 0 | 6.0 | 8 | 4 | 3 | 1 | 7 | 0 | 0 | 3 | .320 | 0 | 0 | 0 | 0 | 1 |
| 48 Cooper Dossett | 4.91 | 1-0 | 8 | 0 | 0 | 0/2 | 0 | 7.1 | 2 | 4 | 4 | 2 | 12 | 0 | 0 | 1 | .087 | 0 | 1 | 0 | 0 | 0 |
| 26 Tate McGuire | 5.40 | 0-0 | 2 | 0 | 0 | 0/0 | 0 | 1.2 | 3 | 1 | 1 | 2 | 4 | 1 | 0 | 0 | .375 | 0 | 1 | 0 | 0 | 0 |
| 36 Parker Coil | 10.29 | 0-0 | 6 | 0 | 0 | 0/1 | 0 | 7.0 | 14 | 8 | 8 | 1 | 10 | 1 | 0 | 1 | .424 | 0 | 0 | 0 | 0 | 1 |
| Totals | 3.05 | 9-4 | 35 | 0 | 0 | 6/6 | 17 | 150.1 | 120 | 58 | 51 | 42 | 197 | 23 | 1 | 10 | .217 | 8 | 12 | 0 | 7 | 4 |
| Opponents | 6.76 | 4-9 | 35 | 0 | 0 | 1/1 | 1 | 150.1 | 172 | 135 | 113 | 105 | 130 | 28 | 3 | 27 | .287 | 19 | 24 | 0 | 7 | 6 |



||| GAME-BY-GAME BATTING ORDER

RECORD: 30-5 • HOME: 25-1 • AWAY: 3-3 • NEUTRAL: 2-1 • SEC: 12-3

| Date | Opponent | 1 | 2 | 3 | 4 | 5 | 6 | 7 | 8 | 9 |
|----------|---------------------|----------|------------|--------------|--------------|--------------|--------------|--------------|--------------|------------|
| Feb. 16 | James Madison | White | Diggs | Aloy | McLaughlin | Wagner | Holt | Jones | Sprague-Lott | Wilmsmeyer |
| Feb. 17 | James Madison | White | Diggs | Aloy | McLaughlin | Helfrick | Holt | Edmunson | Sprague-Lott | Wilmsmeyer |
| Feb. 18 | James Madison | White | Diggs | Aloy | McLaughlin | Wagner | Lovich | Holt | Souza | Wilmsmeyer |
| Feb. 19 | James Madison | Diggs | White | McLaughlin | Aloy | Holt | Jones | Sprague-Lott | Rowland | Wilmsmeyer |
| Feb. 23 | vs. #7 Oregon State | Diggs | White | McLaughlin | Aloy | Helfrick | Jones | Holt | Sprague-Lott | Wilmsmeyer |
| Feb. 24 | vs. Oklahoma State | Diggs | White | McLaughlin | Aloy | Helfrick | Jones | Holt | Sprague-Lott | Wilmsmeyer |
| Feb. 25 | vs. Michigan | Edmunson | Diggs | McLaughlin | Sprague-Lott | Lovich | Aloy | Souza | Rowland | Wilmsmeyer |
| Feb. 27 | Grambling | Edmunson | Diggs | McLaughlin | Sprague-Lott | White | Polk | Aloy | Jones | Holt |
| March 1 | Murray State | White | Diggs | Sprague-Lott | McLaughlin | Aloy | Polk | Jones | Holt | Wilmsmeyer |
| March 2 | Murray State | Edmunson | Diggs | Aloy | McLaughlin | Sprague-Lott | Lovich | Jones | Souza | Helfrick |
| March 3 | Murray State | Edmunson | Diggs | Aloy | McLaughlin | Sprague-Lott | Jones | Souza | Wagner | White |
| March 5 | UCA | Lovich | Aloy | Diggs | Polk | McLaughlin | Jones | Souza | Holt | Helfrick |
| March 9 | McNeese [DH-1] | Lovich | Aloy | Diggs | McLaughlin | Sprague-Lott | Stovall | White | Souza | Wilmsmeyer |
| March 9 | McNeese [DH-2] | Edmunson | Stovall | Diggs | Aloy | McLaughlin | Holt | Souza | Jones | Helfrick |
| March 10 | McNeese | Lovich | Stovall | Aloy | Diggs | McLaughlin | Sprague-Lott | Souza | White | Wilmsmeyer |
| March 12 | Oral Roberts | Stovall | Aloy | McLaughlin | Polk | Diggs | Holt | Lovich | Rowland | Wilmsmeyer |
| March 15 | Missouri * | Stovall | Diggs | Aloy | McLaughlin | Lovich | Sprague-Lott | Souza | White | Wilmsmeyer |
| March 16 | Missouri * | Stovall | Aloy | Diggs | Holt | McLaughlin | Jones | Souza | Lovich | Rowland |
| March 17 | Missouri * | Stovall | Diggs | Aloy | McLaughlin | Lovich | Sprague-Lott | Souza | White | Wilmsmeyer |
| March 21 | at #23 Auburn * | Stovall | Diggs | Aloy | McLaughlin | Sprague-Lott | Lovich | White | Souza | Wilmsmeyer |
| March 22 | at #23 Auburn * | Stovall | Aloy | Diggs | White | McLaughlin | Sprague-Lott | Edmunson | Rowland | Wilmsmeyer |
| March 23 | at #23 Auburn * | Stovall | Diggs | Aloy | McLaughlin | White | Souza | Sprague-Lott | Edmunson | Wilmsmeyer |
| March 26 | Little Rock | Stovall | McLaughlin | Aloy | Diggs | Wagner | Lovich | Holt | Edmunson | Helfrick |
| March 28 | #8 LSU * | Stovall | Aloy | McLaughlin | Sprague-Lott | Diggs | Wagner | White | Edmunson | Wilmsmeyer |
| March 29 | #8 LSU * | Stovall | McLaughlin | Aloy | Diggs | Sprague-Lott | Lovich | White | Souza | Wilmsmeyer |
| March 30 | #8 LSU * | Stovall | Aloy | McLaughlin | White | Diggs | Sprague-Lott | Edmunson | Helfrick | Wilmsmeyer |
| April 2 | Arkansas State | Stovall | McLaughlin | Aloy | Diggs | Souza | Holt | Lovich | Helfrick | Edmunson |
| April 4 | Ole Miss * | Stovall | McLaughlin | Aloy | Diggs | Sprague-Lott | Lovich | White | Souza | Wilmsmeyer |
| April 5 | Ole Miss * | Stovall | Aloy | McLaughlin | Wagner | Diggs | Sprague-Lott | Helfrick | Edmunson | Wilmsmeyer |
| April 6 | Ole Miss * | Stovall | McLaughlin | Aloy | Diggs | Lovich | Sprague-Lott | Souza | White | Wilmsmeyer |
| April 9 | San Jose State | Stovall | Souza | Aloy | McLaughlin | Holt | Polk | Jones | Helfrick | Edmunson |
| April 10 | San Jose State | Stovall | McLaughlin | Aloy | Diggs | Souza | Wagner | Lovich | Edmunson | Rowland |
| April 12 | at #25 Alabama * | Stovall | Aloy | McLaughlin | Sprague-Lott | Diggs | White | Souza | Edmunson | Wilmsmeyer |
| April 13 | at #25 Alabama * | Stovall | Aloy | Sprague-Lott | McLaughlin | Helfrick | Holt | Diggs | White | Wilmsmeyer |
| April 14 | at #25 Alabama * | Diggs | Stovall | Sprague-Lott | McLaughlin | Aloy | Souza | Holt | Helfrick | Wilmsmeyer |

GAME-BY-GAME DEFENSIVE LINEUP III



RECORD: 30-5 • **HOME:** 25-1 • **AWAY:** 3-3 • **NEUTRAL:** 2-1 • **SEC:** 12-3

| Date | Opponent | C | 1B | 2B | 3B | SS | LF | CF | RF | DH |
|----------|---------------------|----------|------------|---------|--------------|------|----------|------------|--------|------------|
| Feb. 16 | James Madison | White | McLaughlin | Holt | Sprague-Lott | Aloy | Jones | Wilmsmeyer | Diggs | Wagner |
| Feb. 17 | James Madison | Helfrick | McLaughlin | Holt | Sprague-Lott | Aloy | Edmunson | Wilmsmeyer | Diggs | White |
| Feb. 18 | James Madison | White | Wagner | Souza | Holt | Aloy | Lovich | Wilmsmeyer | Diggs | McLaughlin |
| Feb. 19 | James Madison | Rowland | McLaughlin | Holt | Sprague-Lott | Aloy | Jones | Wilmsmeyer | Diggs | White |
| Feb. 23 | vs. #7 Oregon State | White | McLaughlin | Holt | Sprague-Lott | Aloy | Jones | Wilmsmeyer | Diggs | Helfrick |
| Feb. 24 | vs. Oklahoma State | Helfrick | McLaughlin | Holt | Sprague-Lott | Aloy | Jones | Wilmsmeyer | Diggs | White |
| Feb. 25 | vs. Michigan | Rowland | McLaughlin | Souza | Sprague-Lott | Aloy | Edmunson | Wilmsmeyer | Lovich | Diggs |
| Feb. 27 | Grambling | Polk | McLaughlin | Holt | Sprague-Lott | Aloy | Jones | Edmunson | Diggs | White |
| March 1 | Murray State | White | McLaughlin | Holt | Sprague-Lott | Aloy | Jones | Wilmsmeyer | Diggs | Polk |
| March 2 | Murray State | Helfrick | McLaughlin | Souza | Sprague-Lott | Aloy | Jones | Edmunson | Diggs | Lovich |
| March 3 | Murray State | White | Wagner | Souza | Sprague-Lott | Aloy | Jones | Edmunson | Diggs | McLaughlin |
| March 5 | UCA | Helfrick | McLaughlin | Souza | Holt | Aloy | Jones | Lovich | Diggs | Polk |
| March 9 | McNeese [DH-1] | White | McLaughlin | Souza | Sprague-Lott | Aloy | Lovich | Wilmsmeyer | Diggs | Stovall |
| March 9 | McNeese [DH-2] | Helfrick | McLaughlin | Souza | Holt | Aloy | Jones | Edmunson | Diggs | Stovall |
| March 10 | McNeese | White | McLaughlin | Souza | Sprague-Lott | Aloy | Lovich | Wilmsmeyer | Diggs | Stovall |
| March 12 | Oral Roberts | Rowland | McLaughlin | Stovall | Holt | Aloy | Lovich | Wilmsmeyer | Diggs | Polk |
| March 15 | Missouri * | White | McLaughlin | Stovall | Sprague-Lott | Aloy | Lovich | Wilmsmeyer | Diggs | Souza |
| March 16 | Missouri * | Rowland | McLaughlin | Stovall | Holt | Aloy | Jones | Lovich | Diggs | Souza |
| March 17 | Missouri * | White | McLaughlin | Stovall | Sprague-Lott | Aloy | Lovich | Wilmsmeyer | Diggs | Souza |
| March 21 | at #23 Auburn * | White | McLaughlin | Stovall | Sprague-Lott | Aloy | Lovich | Wilmsmeyer | Diggs | Souza |
| March 22 | at #23 Auburn * | Rowland | McLaughlin | Stovall | Sprague-Lott | Aloy | Edmunson | Wilmsmeyer | Diggs | White |
| March 23 | at #23 Auburn * | White | McLaughlin | Stovall | Sprague-Lott | Aloy | Edmunson | Wilmsmeyer | Diggs | Souza |
| March 26 | Little Rock | Helfrick | McLaughlin | Stovall | Holt | Aloy | Lovich | Edmunson | Diggs | Wagner |
| March 28 | #8 LSU * | White | McLaughlin | Stovall | Sprague-Lott | Aloy | Edmunson | Wilmsmeyer | Diggs | Wagner |
| March 29 | #8 LSU * | White | McLaughlin | Stovall | Sprague-Lott | Aloy | Lovich | Wilmsmeyer | Diggs | Souza |
| March 30 | #8 LSU * | Helfrick | McLaughlin | Stovall | Sprague-Lott | Aloy | Edmunson | Wilmsmeyer | Diggs | White |
| April 2 | Arkansas State | Helfrick | McLaughlin | Stovall | Holt | Aloy | Lovich | Edmunson | Diggs | Souza |
| April 4 | Ole Miss * | White | McLaughlin | Stovall | Sprague-Lott | Aloy | Lovich | Wilmsmeyer | Diggs | Souza |
| April 5 | Ole Miss * | Helfrick | McLaughlin | Stovall | Sprague-Lott | Aloy | Edmunson | Wilmsmeyer | Diggs | Wagner |
| April 6 | Ole Miss * | White | McLaughlin | Stovall | Sprague-Lott | Aloy | Lovich | Wilmsmeyer | Diggs | Souza |
| April 9 | San Jose State | Helfrick | McLaughlin | Stovall | Souza | Aloy | Jones | Edmunson | Holt | Polk |
| April 10 | San Jose State | Rowland | McLaughlin | Stovall | Souza | Aloy | Lovich | Edmunson | Diggs | Wagner |
| April 12 | at #25 Alabama * | White | McLaughlin | Stovall | Sprague-Lott | Aloy | Edmunson | Wilmsmeyer | Diggs | Souza |
| April 13 | at #25 Alabama * | White | McLaughlin | Stovall | Sprague-Lott | Aloy | Holt | Wilmsmeyer | Diggs | Helfrick |
| April 14 | at #25 Alabama * | Helfrick | McLaughlin | Stovall | Sprague-Lott | Aloy | Holt | Wilmsmeyer | Diggs | Souza |



||| GAME-BY-GAME HITTING

RECORD: 30-5 • HOME: 25-1 • AWAY: 3-3 • NEUTRAL: 2-1 • SEC: 12-3

| Date | Opponent | AB | R | H | RBI | 2B | 3B | HR | BB | IBB | SB | CS | HBP | SAC | SF | GDP | K | PO | A | E | Avg |
|----------|---------------------|-------------|------------|------------|------------|-----------|----------|-----------|------------|----------|-----------|----------|-----------|----------|-----------|-----------|------------|------------|------------|-----------|-------------|
| Feb. 16 | James Madison | 30 | 6 | 9 | 5 | 2 | 0 | 2 | 6 | 1 | 3 | 0 | 0 | 0 | 0 | 1 | 7 | 27 | 9 | 0 | .300 |
| Feb. 17 | James Madison | 36 | 15 | 14 | 15 | 2 | 0 | 2 | 10 | 0 | 0 | 0 | 2 | 0 | 0 | 2 | 6 | 24 | 8 | 0 | .348 |
| Feb. 18 | James Madison | 32 | 3 | 10 | 3 | 6 | 0 | 0 | 6 | 0 | 0 | 1 | 1 | 0 | 0 | 1 | 5 | 27 | 8 | 1 | .337 |
| Feb. 19 | James Madison | 31 | 4 | 7 | 4 | 1 | 0 | 0 | 4 | 1 | 0 | 0 | 1 | 0 | 0 | 1 | 4 | 27 | 9 | 2 | .310 |
| Feb. 23 | vs. #7 Oregon State | 28 | 5 | 6 | 5 | 1 | 1 | 0 | 3 | 0 | 0 | 0 | 4 | 1 | 0 | 0 | 9 | 27 | 3 | 0 | .293 |
| Feb. 24 | vs. Oklahoma State | 52 | 1 | 8 | 1 | 2 | 0 | 0 | 5 | 0 | 2 | 0 | 0 | 1 | 0 | 0 | 14 | 40 | 9 | 2 | .258 |
| Feb. 25 | vs. Michigan | 29 | 4 | 5 | 3 | 3 | 0 | 0 | 7 | 0 | 2 | 0 | 4 | 0 | 0 | 2 | 9 | 27 | 8 | 4 | .248 |
| Feb. 27 | Grambling | 37 | 21 | 20 | 19 | 6 | 0 | 3 | 10 | 0 | 0 | 0 | 1 | 0 | 0 | 2 | 1 | 21 | 7 | 0 | .287 |
| March 1 | Murray State | 31 | 5 | 7 | 4 | 1 | 0 | 0 | 4 | 0 | 4 | 0 | 0 | 0 | 0 | 0 | 4 | 27 | 4 | 0 | .281 |
| March 2 | Murray State | 32 | 11 | 11 | 10 | 2 | 0 | 1 | 8 | 0 | 1 | 1 | 1 | 0 | 1 | 1 | 5 | 24 | 7 | 1 | .287 |
| March 3 | Murray State | 32 | 5 | 10 | 4 | 0 | 0 | 1 | 2 | 0 | 1 | 0 | 0 | 0 | 1 | 2 | 4 | 27 | 2 | 2 | .289 |
| March 5 | UCA | 30 | 9 | 7 | 8 | 0 | 0 | 2 | 6 | 0 | 0 | 0 | 1 | 0 | 1 | 1 | 5 | 27 | 10 | 1 | .285 |
| March 9 | McNeese [DH-1] | 31 | 3 | 9 | 3 | 2 | 0 | 0 | 2 | 0 | 2 | 0 | 0 | 1 | 0 | 2 | 9 | 27 | 10 | 1 | .285 |
| March 9 | McNeese [DH-2] | 35 | 11 | 14 | 10 | 1 | 0 | 4 | 2 | 0 | 2 | 0 | 1 | 0 | 1 | 0 | 11 | 24 | 6 | 0 | .294 |
| March 10 | McNeese | 31 | 18 | 12 | 16 | 1 | 0 | 1 | 10 | 0 | 0 | 0 | 1 | 0 | 0 | 0 | 5 | 21 | 7 | 0 | .300 |
| March 12 | Oral Roberts | 27 | 4 | 6 | 4 | 1 | 0 | 1 | 7 | 0 | 0 | 0 | 1 | 2 | 0 | 1 | 5 | 27 | 11 | 0 | .296 |
| March 15 | Missouri * | 33 | 8 | 7 | 8 | 0 | 0 | 4 | 2 | 0 | 0 | 0 | 1 | 0 | 0 | 0 | 5 | 27 | 7 | 0 | .291 |
| March 16 | Missouri * | 28 | 6 | 5 | 5 | 0 | 1 | 3 | 4 | 0 | 1 | 0 | 3 | 0 | 0 | 1 | 7 | 27 | 4 | 0 | .285 |
| March 17 | Missouri * | 32 | 9 | 10 | 8 | 3 | 0 | 1 | 6 | 0 | 0 | 0 | 2 | 0 | 2 | 1 | 3 | 27 | 12 | 0 | .287 |
| March 21 | at #23 Auburn * | 31 | 1 | 6 | 1 | 0 | 0 | 1 | 3 | 0 | 1 | 2 | 2 | 0 | 0 | 0 | 8 | 27 | 7 | 1 | .282 |
| March 22 | at #23 Auburn * | 34 | 6 | 8 | 6 | 0 | 0 | 2 | 2 | 0 | 0 | 0 | 2 | 0 | 1 | 0 | 11 | 27 | 11 | 2 | .280 |
| March 23 | at #23 Auburn * | 37 | 6 | 10 | 6 | 2 | 1 | 1 | 5 | 0 | 0 | 0 | 2 | 0 | 0 | 0 | 7 | 24 | 9 | 1 | .280 |
| March 26 | Little Rock | 23 | 11 | 6 | 11 | 0 | 0 | 4 | 8 | 0 | 1 | 1 | 4 | 0 | 1 | 0 | 5 | 21 | 6 | 0 | .279 |
| March 28 | #8 LSU * | 31 | 7 | 10 | 7 | 0 | 0 | 2 | 11 | 0 | 1 | 0 | 0 | 0 | 1 | 1 | 10 | 27 | 5 | 0 | .281 |
| March 29 | #8 LSU * | 37 | 4 | 9 | 4 | 5 | 0 | 0 | 5 | 0 | 0 | 0 | 0 | 1 | 0 | 0 | 14 | 30 | 11 | 0 | .279 |
| March 30 | #8 LSU * | 32 | 7 | 9 | 7 | 1 | 0 | 2 | 7 | 0 | 2 | 1 | 0 | 0 | 0 | 1 | 6 | 27 | 11 | 0 | .279 |
| April 2 | Arkansas State | 30 | 13 | 12 | 10 | 3 | 0 | 2 | 5 | 0 | 0 | 0 | 2 | 0 | 0 | 0 | 5 | 21 | 5 | 0 | .283 |
| April 4 | Ole Miss * | 30 | 5 | 7 | 5 | 0 | 0 | 2 | 4 | 0 | 0 | 0 | 0 | 0 | 0 | 1 | 5 | 27 | 4 | 0 | .282 |
| April 5 | Ole Miss * | 31 | 8 | 9 | 8 | 2 | 0 | 1 | 8 | 0 | 0 | 1 | 0 | 0 | 1 | 0 | 11 | 27 | 5 | 2 | .282 |
| April 6 | Ole Miss * | 34 | 7 | 11 | 6 | 1 | 0 | 2 | 8 | 0 | 2 | 0 | 1 | 0 | 0 | 2 | 6 | 27 | 5 | 1 | .283 |
| April 9 | San Jose State | 32 | 5 | 9 | 5 | 1 | 0 | 2 | 7 | 0 | 0 | 0 | 0 | 0 | 0 | 1 | 10 | 27 | 9 | 0 | .283 |
| April 10 | San Jose State | 34 | 8 | 14 | 8 | 3 | 0 | 1 | 4 | 0 | 1 | 0 | 1 | 2 | 2 | 0 | 5 | 27 | 9 | 0 | .288 |
| April 12 | at #25 Alabama * | 34 | 5 | 6 | 4 | 0 | 0 | 2 | 5 | 0 | 1 | 0 | 2 | 0 | 0 | 0 | 10 | 27 | 4 | 0 | .284 |
| April 13 | at #25 Alabama * | 37 | 3 | 6 | 3 | 1 | 0 | 3 | 1 | 0 | 2 | 0 | 0 | 0 | 0 | 0 | 9 | 27 | 7 | 1 | .280 |
| April 14 | at #25 Alabama * | 31 | 0 | 4 | 0 | 1 | 0 | 0 | 2 | 0 | 0 | 0 | 0 | 0 | 0 | 1 | 6 | 24 | 11 | 1 | .276 |
| | Totals | 1135 | 244 | 313 | 226 | 54 | 3 | 52 | 189 | 2 | 29 | 7 | 40 | 8 | 12 | 25 | 246 | 922 | 260 | 23 | .276 |



RECORD: 30-5 • HOME: 25-1 • AWAY: 3-3 • NEUTRAL: 2-1 • SEC: 12-3

| Date | Opponent | IP | H | R | ER | BB | SO | 2B | 3B | HR | WP | BK | HBP | DP | IBB | Score | W | L | SV | ERA |
|----------|---------------------|--------------|------------|-----------|-----------|------------|------------|-----------|----------|-----------|-----------|----------|-----------|-----------|----------|---------------|-----------|----------|-----------|-------------|
| Feb. 16 | James Madison | 9.0 | 5 | 4 | 4 | 3 | 12 | 1 | 0 | 1 | 0 | 0 | 1 | 0 | 0 | 6-4 | 1 | 0 | 1 | 4.00 |
| Feb. 17 | James Madison | 8.0 | 6 | 5 | 5 | 3 | 6 | 0 | 0 | 0 | 0 | 0 | 3 | 0 | 0 | 15-5 | 2 | 0 | 2 | 4.76 |
| Feb. 18 | James Madison | 9.0 | 10 | 7 | 6 | 6 | 16 | 1 | 0 | 1 | 3 | 0 | 1 | 0 | 0 | 3-7 | 2 | 1 | 2 | 5.19 |
| Feb. 19 | James Madison | 9.0 | 4 | 0 | 0 | 1 | 9 | 0 | 0 | 0 | 0 | 0 | 1 | 1 | 0 | 4-0 | 3 | 1 | 2 | 3.86 |
| Feb. 23 | vs. #7 Oregon State | 9.0 | 8 | 4 | 4 | 1 | 23 | 1 | 0 | 1 | 2 | 0 | 0 | 0 | 0 | 5-4 | 4 | 1 | 3 | 3.89 |
| Feb. 24 | vs. Oklahoma State | 13.1 | 6 | 2 | 1 | 7 | 25 | 1 | 0 | 0 | 0 | 0 | 2 | 1 | 1 | 1-2 | 4 | 2 | 3 | 3.14 |
| Feb. 25 | vs. Michigan | 9.0 | 5 | 3 | 1 | 2 | 11 | 1 | 0 | 0 | 0 | 0 | 1 | 1 | 0 | 4-3 | 5 | 2 | 4 | 2.85 |
| Feb. 27 | Grambling | 7.0 | 4 | 1 | 1 | 2 | 11 | 1 | 0 | 0 | 0 | 0 | 0 | 2 | 0 | 21-1 | 6 | 2 | 4 | 2.70 |
| March 1 | Murray State | 9.0 | 2 | 1 | 1 | 2 | 20 | 1 | 0 | 1 | 0 | 0 | 2 | 0 | 0 | 5-1 | 7 | 2 | 5 | 2.51 |
| March 2 | Murray State | 8.0 | 3 | 1 | 1 | 1 | 14 | 0 | 0 | 1 | 0 | 0 | 0 | 1 | 0 | 11-1 | 8 | 2 | 5 | 2.39 |
| March 3 | Murray State | 9.0 | 8 | 3 | 3 | 1 | 16 | 0 | 0 | 2 | 0 | 0 | 1 | 0 | 0 | 5-3 | 9 | 2 | 6 | 2.45 |
| March 5 | UCA | 9.0 | 9 | 7 | 7 | 4 | 11 | 1 | 0 | 0 | 1 | 0 | 3 | 0 | 0 | 9-7 | 10 | 2 | 7 | 2.82 |
| March 9 | McNeese [DH-1] | 9.0 | 8 | 1 | 1 | 5 | 15 | 0 | 0 | 0 | 1 | 0 | 0 | 0 | 0 | 3-1 | 11 | 2 | 8 | 2.68 |
| March 9 | McNeese [DH-2] | 8.0 | 7 | 1 | 1 | 2 | 12 | 0 | 0 | 0 | 0 | 0 | 3 | 0 | 0 | 11-1 | 12 | 2 | 9 | 2.59 |
| March 10 | McNeese | 7.0 | 6 | 5 | 5 | 3 | 7 | 1 | 1 | 1 | 0 | 1 | 1 | 0 | 0 | 18-5 | 13 | 2 | 9 | 2.79 |
| March 12 | Oral Roberts | 9.0 | 9 | 2 | 2 | 2 | 10 | 1 | 0 | 0 | 0 | 0 | 0 | 2 | 0 | 4-2 | 14 | 2 | 10 | 2.74 |
| March 15 | Missouri * | 9.0 | 4 | 0 | 0 | 1 | 12 | 2 | 0 | 0 | 1 | 0 | 0 | 0 | 0 | 8-0 | 15 | 2 | 10 | 2.57 |
| March 16 | Missouri * | 9.0 | 1 | 0 | 0 | 5 | 12 | 0 | 0 | 0 | 0 | 0 | 2 | 1 | 0 | 6-0 | 16 | 2 | 10 | 2.43 |
| March 17 | Missouri * | 9.0 | 3 | 1 | 1 | 4 | 13 | 0 | 0 | 1 | 0 | 0 | 1 | 1 | 0 | 9-1 | 17 | 2 | 10 | 2.35 |
| March 21 | at #23 Auburn * | 9.0 | 3 | 0 | 0 | 2 | 17 | 0 | 0 | 0 | 1 | 0 | 1 | 1 | 0 | 1-0 | 18 | 2 | 11 | 2.23 |
| March 22 | at #23 Auburn * | 9.0 | 10 | 5 | 4 | 6 | 12 | 4 | 0 | 0 | 1 | 1 | 1 | 0 | 0 | 6-5 | 19 | 2 | 12 | 2.32 |
| March 23 | at #23 Auburn * | 8.0 | 10 | 8 | 8 | 6 | 6 | 2 | 0 | 3 | 0 | 0 | 1 | 1 | 0 | 6-8 | 19 | 3 | 12 | 2.59 |
| March 26 | Little Rock | 7.0 | 2 | 0 | 0 | 0 | 6 | 0 | 0 | 0 | 0 | 0 | 0 | 0 | 0 | 11-0 | 20 | 3 | 12 | 2.50 |
| March 28 | #8 LSU | 9.0 | 9 | 4 | 4 | 2 | 19 | 2 | 0 | 2 | 1 | 0 | 0 | 0 | 0 | 7-4 | 21 | 3 | 13 | 2.57 |
| March 29 | #8 LSU | 10.0 | 9 | 3 | 3 | 3 | 12 | 0 | 0 | 0 | 0 | 0 | 1 | 2 | 0 | 4-3 | 22 | 3 | 13 | 2.57 |
| March 30 | #8 LSU | 9.0 | 9 | 5 | 5 | 2 | 7 | 0 | 0 | 4 | 0 | 0 | 2 | 3 | 0 | 7-5 | 23 | 3 | 14 | 2.67 |
| April 2 | Arkansas State | 7.0 | 1 | 0 | 0 | 4 | 13 | 0 | 0 | 0 | 0 | 0 | 0 | 0 | 0 | 13-0 | 24 | 3 | 14 | 2.59 |
| April 4 | Ole Miss * | 9.0 | 5 | 2 | 2 | 5 | 15 | 0 | 0 | 0 | 0 | 0 | 1 | 0 | 0 | 5-2 | 25 | 3 | 15 | 2.57 |
| April 5 | Ole Miss * | 9.0 | 6 | 3 | 3 | 5 | 11 | 0 | 0 | 2 | 1 | 0 | 1 | 2 | 0 | 8-3 | 26 | 3 | 15 | 2.58 |
| April 6 | Ole Miss * | 9.0 | 9 | 4 | 4 | 4 | 15 | 2 | 0 | 0 | 0 | 0 | 0 | 0 | 0 | 7-4 | 27 | 3 | 16 | 2.63 |
| April 9 | San Jose State | 9.0 | 2 | 1 | 1 | 1 | 10 | 0 | 0 | 1 | 0 | 0 | 0 | 0 | 0 | 5-1 | 28 | 3 | 16 | 2.58 |
| April 10 | San Jose State | 9.0 | 4 | 2 | 2 | 3 | 10 | 1 | 0 | 1 | 0 | 1 | 0 | 0 | 0 | 8-2 | 29 | 3 | 16 | 2.56 |
| April 12 | at #25 Alabama * | 9.0 | 6 | 3 | 3 | 4 | 9 | 0 | 0 | 0 | 0 | 0 | 0 | 0 | 0 | 5-3 | 30 | 3 | 17 | 2.57 |
| April 13 | at #25 Alabama * | 9.0 | 8 | 4 | 3 | 3 | 8 | 3 | 0 | 2 | 0 | 0 | 4 | 1 | 0 | 3-4 | 30 | 4 | 17 | 2.59 |
| April 14 | at #25 Alabama * | 8.0 | 10 | 5 | 4 | 2 | 4 | 3 | 0 | 1 | 2 | 0 | 2 | 2 | 0 | 0-5 | 30 | 5 | 17 | 2.64 |
| | Totals | 307.1 | 211 | 97 | 90 | 107 | 429 | 29 | 1 | 25 | 14 | 3 | 36 | 22 | 1 | 244-97 | 30 | 5 | 17 | 2.64 |

A ||| HITTERS



1 TY WILMSMEYER

SEASON HIGHS

| Category | High | Opponent (Last) | Date |
|--------------|------|--------------------|---------|
| Hits | 3 | James Madison | 2/17/24 |
| Runs | 2 | 3x (Missouri) | 3/17/24 |
| Doubles | 1 | #8 LSU | 3/29/24 |
| Triples | -- | -- | -- |
| Home Runs | 1 | James Madison | 2/17/24 |
| RBI | 5 | James Madison | 2/17/24 |
| Walks | 1 | 9x (Ole Miss) | 4/5/24 |
| Stolen Bases | 1 | vs. Oklahoma State | 2/24/24 |

CAREER HIGHS

| Category | High | Opponent (Last) | Date |
|--------------|------|-------------------|---------|
| Hits | 4 | vs. TCU | 2/19/23 |
| Runs | 3 | 2x (at Texas A&M) | 4/15/23 |
| Doubles | 2 | 2x (at FIU) | 2/26/23 |
| Triples | 1 | at South Carolina | 3/25/23 |
| Home Runs | 2 | Ole Miss | 5/6/23 |
| RBI | 5 | James Madison | 2/17/24 |
| Walks | 2 | 4x (Lindenwood) | 2/28/23 |
| Stolen Bases | 2 | 2x (Alabama) | 4/23/23 |



3 NOLAN SOUZA

SEASON HIGHS

| Category | High | Opponent (Last) | Date |
|--------------|------|---------------------|---------|
| Hits | 3 | 3x (Ole Miss) | 4/6/24 |
| Runs | 2 | 4x (Ole Miss) | 4/6/24 |
| Doubles | 1 | 5x (San Jose State) | 4/10/24 |
| Triples | -- | -- | -- |
| Home Runs | 2 | Missouri | 3/15/24 |
| RBI | 5 | Ole Miss | 4/6/24 |
| Walks | 3 | San Jose State | 4/9/24 |
| Stolen Bases | 1 | 3x (at #23 Auburn) | 3/21/24 |

CAREER HIGHS

| Category | High | Opponent (Last) | Date |
|--------------|------|---------------------|---------|
| Hits | 3 | 3x (Ole Miss) | 4/6/24 |
| Runs | 2 | 4x (Ole Miss) | 4/6/24 |
| Doubles | 1 | 4x (San Jose State) | 4/9/24 |
| Triples | -- | -- | -- |
| Home Runs | 2 | Missouri | 3/15/24 |
| RBI | 5 | Ole Miss | 4/6/24 |
| Walks | 3 | San Jose State | 4/9/24 |
| Stolen Bases | 1 | 3x (at #23 Auburn) | 3/21/24 |



4 JACK WAGNER

SEASON HIGHS

| Category | High | Opponent (Last) | Date |
|--------------|------|---------------------|---------|
| Hits | 2 | San Jose State | 4/10/24 |
| Runs | 2 | San Jose State | 4/10/24 |
| Doubles | 1 | 2x (Grambling) | 2/27/24 |
| Triples | -- | -- | -- |
| Home Runs | 1 | 3x (San Jose State) | 4/10/24 |
| RBI | 2 | Little Rock | 3/26/24 |
| Walks | 1 | 4x (San Jose State) | 4/10/24 |
| Stolen Bases | 1 | James Madison | 2/16/24 |

CAREER HIGHS

| Category | High | Opponent (Last) | Date |
|--------------|------|----------------------------|---------|
| Hits | 5 | at California Baptist | 4/14/23 |
| Runs | 4 | 2x (at California Baptist) | 4/14/23 |
| Doubles | 2 | Prairie View A&M | 3/3/23 |
| Triples | 2 | New Mexico State | 4/21/23 |
| Home Runs | 2 | 2x (Grand Canyon) | 5/6/23 |
| RBI | 5 | 2x (Grand Canyon) | 5/6/23 |
| Walks | 3 | vs. Texas Tech | 5/24/19 |
| Stolen Bases | 2 | at Belmont | 2/14/20 |



5 KENDALL DIGGS

SEASON HIGHS

| Category | High | Opponent (Last) | Date |
|--------------|------|---------------------|---------|
| Hits | 3 | Ole Miss | 4/6/24 |
| Runs | 2 | 4x (at #23 Auburn) | 3/23/24 |
| Doubles | 2 | James Madison | 2/18/24 |
| Triples | 1 | at #23 Auburn | 3/24/23 |
| Home Runs | 1 | 6x (#8 LSU) | 3/28/24 |
| RBI | 3 | #8 LSU | 3/28/24 |
| Walks | 3 | James Madison | 2/17/24 |
| Stolen Bases | 1 | 3x (at #25 Alabama) | 4/13/24 |

CAREER HIGHS

| Category | High | Opponent (Last) | Date |
|--------------|------|----------------------|---------|
| Hits | 3 | 6x (Ole Miss) | 4/6/24 |
| Runs | 3 | 3x (at Georgia) | 4/22/23 |
| Doubles | 2 | 4x (James Madison) | 2/18/24 |
| Triples | 1 | 2x (at #23 Auburn) | 3/24/23 |
| Home Runs | 1 | 21x (#8 LSU) | 3/28/24 |
| RBI | 5 | at Mississippi State | 5/6/23 |
| Walks | 3 | 2x (James Madison) | 2/17/24 |
| Stolen Bases | 1 | 5x (at #25 Alabama) | 4/13/24 |



6 BEN McLAUGHLIN

SEASON HIGHS

| Category | High | Opponent (Last) | Date |
|--------------|------|---------------------|---------|
| Hits | 4 | McNeese | 3/10/24 |
| Runs | 3 | 2x (Arkansas State) | 4/2/24 |
| Doubles | 1 | 7x (San Jose State) | 4/10/24 |
| Triples | -- | -- | -- |
| Home Runs | 1 | 6x (at #25 Alabama) | 4/12/24 |
| RBI | 3 | 4x (Arkansas State) | 4/2/24 |
| Walks | 3 | 3x (Ole Miss) | 4/5/24 |
| Stolen Bases | -- | -- | -- |

CAREER HIGHS

| Category | High | Opponent (Last) | Date |
|--------------|------|----------------------|---------|
| Hits | 4 | McNeese | 3/10/24 |
| Runs | 3 | 2x (Arkansas State) | 4/2/24 |
| Doubles | 1 | 10x (San Jose State) | 4/10/24 |
| Triples | 1 | #16 Tennessee | 4/16/23 |
| Home Runs | 1 | 8x (at #25 Alabama) | 4/12/24 |
| RBI | 3 | 4x (Arkansas State) | 4/2/24 |
| Walks | 3 | 3x (Ole Miss) | 4/5/24 |
| Stolen Bases | -- | -- | -- |



8 HUDSON WHITE

SEASON HIGHS

| Category | High | Opponent (Last) | Date |
|--------------|------|-----------------|---------|
| Hits | 3 | at #23 Auburn | 3/21/24 |
| Runs | 2 | 3x (McNeese) | 3/10/24 |
| Doubles | 2 | James Madison | 2/17/24 |
| Triples | -- | -- | -- |
| Home Runs | 1 | James Madison | 2/16/24 |
| RBI | 2 | 2x (Grambling) | 2/27/24 |
| Walks | 2 | 4x (#8 LSU) | 3/28/24 |
| Stolen Bases | -- | -- | -- |

CAREER HIGHS

| Category | High | Opponent (Last) | Date |
|--------------|------|--------------------|---------|
| Hits | 5 | at Kansas | 4/2/22 |
| Runs | 5 | at Kansas | 4/2/22 |
| Doubles | 2 | 2x (James Madison) | 2/17/24 |
| Triples | -- | -- | -- |
| Home Runs | 2 | Kansas | 5/20/23 |
| RBI | 6 | Kansas | 5/20/23 |
| Walks | 4 | New Mexico | 3/15/22 |
| Stolen Bases | 1 | 6x (Iowa) | 3/11/23 |



9 WEHIWA ALOY

SEASON HIGHS

| Category | High | Opponent (Last) | Date |
|--------------|------|---------------------|---------|
| Hits | 3 | Little Rock | 3/26/24 |
| Runs | 2 | 4x (Ole Miss) | 4/5/24 |
| Doubles | 1 | 2x (Grambling) | 2/27/24 |
| Triples | -- | -- | -- |
| Home Runs | 1 | 9x (San Jose State) | 4/9/24 |
| RBI | 4 | 3x (Little Rock) | 3/26/24 |
| Walks | 3 | #8 LSU | 3/28/24 |
| Stolen Bases | 1 | 6x (Ole Miss) | 4/6/24 |

CAREER HIGHS

| Category | High | Opponent (Last) | Date |
|--------------|------|--------------------------|---------|
| Hits | 4 | 2x (at New Mexico State) | 4/28/23 |
| Runs | 3 | 7x (Utah Tech) | 5/18/23 |
| Doubles | 2 | at Abilene Christian | 3/26/23 |
| Triples | 1 | 5x (Utah Tech) | 5/18/23 |
| Home Runs | 1 | 23x (San Jose State) | 4/9/24 |
| RBI | 4 | 3x (UCA) | 3/5/24 |
| Walks | 3 | #8 LSU | 3/28/24 |
| Stolen Bases | 1 | 8x (Ole Miss) | 4/6/24 |



10 PEYTON STOVALL

SEASON HIGHS

| Category | High | Opponent (Last) | Date |
|--------------|------|---------------------|---------|
| Hits | 4 | San Jose State | 4/10/24 |
| Runs | 2 | 6x (Ole Miss) | 4/5/24 |
| Doubles | 2 | #8 LSU | 3/29/24 |
| Triples | -- | -- | -- |
| Home Runs | 1 | 5x (at #25 Alabama) | 4/13/24 |
| RBI | 3 | 2x (vs. #8 LSU) | 3/30/24 |
| Walks | 1 | 11x (Ole Miss) | 4/6/24 |
| Stolen Bases | 1 | 2x (San Jose State) | 4/10/24 |

CAREER HIGHS

| Category | High | Opponent (Last) | Date |
|--------------|------|----------------------------|---------|
| Hits | 5 | vs. #25 Auburn | 6/21/22 |
| Runs | 4 | UCA | 4/5/22 |
| Doubles | 2 | 2x (#8 LSU) | 3/29/24 |
| Triples | 1 | Louisiana Tech | 3/11/23 |
| Home Runs | 1 | 16x (at #25 Alabama) | 4/13/24 |
| RBI | 4 | 3x (Texas A&M) | 4/27/23 |
| Walks | 2 | 3x (vs. #9 Oklahoma State) | 2/19/23 |
| Stolen Bases | 2 | Grambling | 2/21/23 |



12 JARED SPRAGUE-LOTT

SEASON HIGHS

| Category | High | Opponent (Last) | Date |
|--------------|------|---------------------|---------|
| Hits | 3 | vs. Oklahoma State | 2/24/24 |
| Runs | 2 | 5x (at #25 Alabama) | 4/12/24 |
| Doubles | 2 | vs. Oklahoma State | 2/24/24 |
| Triples | -- | -- | -- |
| Home Runs | 1 | 5x (at #25 Alabama) | 4/13/24 |
| RBI | 3 | at #23 Auburn | 3/24/23 |
| Walks | 3 | Ole Miss | 4/6/24 |
| Stolen Bases | 1 | 2x (at #25 Alabama) | 4/12/24 |

CAREER HIGHS

| Category | High | Opponent (Last) | Date |
|--------------|------|--------------------------|---------|
| Hits | 3 | 18x (vs. Oklahoma State) | 2/24/24 |
| Runs | 4 | 2x (at VCU) | 5/12/23 |
| Doubles | 2 | 3x (vs. Oklahoma State) | 2/24/24 |
| Triples | 1 | 5x (St. Bonaventure) | 4/29/22 |
| Home Runs | 2 | 2x (St. Bonaventure) | 5/5/23 |
| RBI | 5 | Towson | 4/11/21 |
| Walks | 3 | 5x (Ole Miss) | 4/6/24 |
| Stolen Bases | 1 | 7x (at #25 Alabama) | 4/12/24 |



13 JAYSON JONES

SEASON HIGHS

| Category | High | Opponent (Last) | Date |
|--------------|------|-----------------|---------|
| Hits | 2 | Grambling | 2/27/24 |
| Runs | 2 | 3x (McNeese) | 3/9/24 |
| Doubles | 1 | Murray State | 3/1/24 |
| Triples | -- | -- | -- |
| Home Runs | 2 | Grambling | 2/27/24 |
| RBI | 6 | Grambling | 2/27/24 |
| Walks | 2 | San Jose State | 4/9/24 |
| Stolen Bases | 1 | Murray State | 3/1/24 |

CAREER HIGHS

| Category | High | Opponent (Last) | Date |
|--------------|------|-------------------|---------|
| Hits | 2 | 3x (Grambling) | 2/27/24 |
| Runs | 3 | Little Rock | 4/11/23 |
| Doubles | 1 | 3x (Murray State) | 3/1/24 |
| Triples | -- | -- | -- |
| Home Runs | 2 | Grambling | 2/27/24 |
| RBI | 6 | Grambling | 2/27/24 |
| Walks | 3 | 4x (vs. Lipscomb) | 5/2/23 |
| Stolen Bases | 1 | 3x (Murray State) | 3/1/24 |



14 ROSS LOVICH

SEASON HIGHS

| Category | High | Opponent (Last) | Date |
|--------------|------|---------------------|---------|
| Hits | 3 | Grambling | 2/27/24 |
| Runs | 2 | 4x (San Jose State) | 4/10/24 |
| Doubles | 2 | Murray State | 3/2/24 |
| Triples | 1 | Missouri | 3/16/24 |
| Home Runs | 1 | 2x (Missouri) | 3/15/24 |
| RBI | 4 | McNeese | 3/10/24 |
| Walks | 1 | 6x (Ole Miss) | 4/6/24 |
| Stolen Bases | 1 | 2x (Ole Miss) | 4/6/24 |

CAREER HIGHS

| Category | High | Opponent (Last) | Date |
|--------------|------|-------------------|---------|
| Hits | 4 | 2x (Georgia) | 5/12/23 |
| Runs | 3 | 4x (Georgia) | 5/12/23 |
| Doubles | 2 | 2x (Murray State) | 3/2/24 |
| Triples | 1 | 3x (Missouri) | 3/16/24 |
| Home Runs | 2 | Mississippi State | 4/30/22 |
| RBI | 4 | 2x (McNeese) | 3/10/24 |
| Walks | 2 | 2x (vs. Illinois) | 3/29/22 |
| Stolen Bases | 3 | at Nicholls | 2/19/22 |



16 HUDSON POLK

SEASON HIGHS

| Category | High | Opponent (Last) | Date |
|--------------|------|-------------------|---------|
| Hits | 1 | 3x (UCA) | 3/5/25 |
| Runs | 2 | Grambling | 2/27/24 |
| Doubles | -- | -- | -- |
| Triples | -- | -- | -- |
| Home Runs | 1 | Grambling | 2/27/24 |
| RBI | 4 | Grambling | 2/27/24 |
| Walks | 1 | 4x (Oral Roberts) | 3/12/24 |
| Stolen Bases | -- | -- | -- |

CAREER HIGHS

| Category | High | Opponent (Last) | Date |
|--------------|------|----------------------|---------|
| Hits | 3 | Pacific | 4/16/22 |
| Runs | 2 | 3x (Grambling) | 2/27/24 |
| Doubles | 1 | 3x (at Georgia) | 4/21/23 |
| Triples | 1 | Pacific | 4/16/22 |
| Home Runs | 1 | 4x (Grambling) | 2/27/24 |
| RBI | 4 | Grambling | 2/27/24 |
| Walks | 2 | 2x (at Oral Roberts) | 4/26/22 |
| Stolen Bases | 1 | UTSA | 3/13/22 |



17 HUNTER GRIMES

SEASON HIGHS

| Category | High | Opponent (Last) | Date |
|--------------|------|-----------------|------|
| Hits | -- | -- | -- |
| Runs | -- | -- | -- |
| Doubles | -- | -- | -- |
| Triples | -- | -- | -- |
| Home Runs | -- | -- | -- |
| RBI | -- | -- | -- |
| Walks | -- | -- | -- |
| Stolen Bases | -- | -- | -- |

CAREER HIGHS

| Category | High | Opponent (Last) | Date |
|--------------|------|---------------------------|---------|
| Hits | 4 | vs. Western Kentucky | 5/24/19 |
| Runs | 4 | vs. Western Kentucky | 5/24/19 |
| Doubles | 1 | 2x (vs. Western Kentucky) | 5/24/19 |
| Triples | 1 | UNLV | 3/14/23 |
| Home Runs | 2 | at Louisiana Tech | 4/5/19 |
| RBI | 3 | 2x (Little Rock) | 4/11/23 |
| Walks | 3 | Little Rock | 4/11/23 |
| Stolen Bases | -- | -- | -- |



18 REESE ROBINETT

SEASON HIGHS

| Category | High | Opponent (Last) | Date |
|--------------|------|-----------------|------|
| Hits | -- | -- | -- |
| Runs | -- | -- | -- |
| Doubles | -- | -- | -- |
| Triples | -- | -- | -- |
| Home Runs | -- | -- | -- |
| RBI | -- | -- | -- |
| Walks | -- | -- | -- |
| Stolen Bases | -- | -- | -- |

CAREER HIGHS

| Category | High | Opponent (Last) | Date |
|--------------|------|-----------------|---------|
| Hits | 2 | SEMO | 3/21/23 |
| Runs | 2 | 2x (Omaha) | 3/28/23 |
| Doubles | -- | -- | -- |
| Triples | -- | -- | -- |
| Home Runs | 1 | 2x (at #1 LSU) | 3/24/23 |
| RBI | 3 | at #1 LSU | 3/24/23 |
| Walks | 1 | Omaha | 3/28/23 |
| Stolen Bases | -- | -- | -- |



19 WILL EDMUNSON

SEASON HIGHS

| Category | High | Opponent (Last) | Date |
|--------------|------|---------------------|---------|
| Hits | 3 | vs. #8 LSU | 3/30/24 |
| Runs | 3 | 2x (Grambling) | 2/27/24 |
| Doubles | 1 | 4x (Arkansas State) | 4/2/24 |
| Triples | -- | -- | -- |
| Home Runs | 1 | Little Rock | 3/26/24 |
| RBI | 2 | 2x (Little Rock) | 3/26/24 |
| Walks | 2 | Grambling | 2/27/24 |
| Stolen Bases | 1 | 5x (vs. #8 LSU) | 3/30/24 |

CAREER HIGHS

| Category | High | Opponent (Last) | Date |
|--------------|------|---------------------|---------|
| Hits | 3 | vs. #8 LSU | 3/30/24 |
| Runs | 3 | 2x (Grambling) | 2/27/24 |
| Doubles | 1 | 4x (Arkansas State) | 4/2/24 |
| Triples | -- | -- | -- |
| Home Runs | -- | -- | -- |
| RBI | 2 | at #23 Auburn | 3/22/24 |
| Walks | 2 | Grambling | 2/27/24 |
| Stolen Bases | 1 | 5x (vs. #8 LSU) | 3/30/24 |



22 TY WAID

SEASON HIGHS

| Category | High | Opponent (Last) | Date |
|--------------|------|-----------------|------|
| Hits | -- | -- | -- |
| Runs | -- | -- | -- |
| Doubles | -- | -- | -- |
| Triples | -- | -- | -- |
| Home Runs | -- | -- | -- |
| RBI | -- | -- | -- |
| Walks | -- | -- | -- |
| Stolen Bases | -- | -- | -- |

CAREER HIGHS

| Category | High | Opponent (Last) | Date |
|--------------|------|-----------------|------|
| Hits | -- | -- | -- |
| Runs | -- | -- | -- |
| Doubles | -- | -- | -- |
| Triples | -- | -- | -- |
| Home Runs | -- | -- | -- |
| RBI | -- | -- | -- |
| Walks | -- | -- | -- |
| Stolen Bases | -- | -- | -- |



24 PEYTON HOLT

SEASON HIGHS

| Category | High | Opponent (Last) | Date |
|--------------|------|---------------------|---------|
| Hits | 3 | 2x (at #25 Alabama) | 4/13/24 |
| Runs | 4 | Grambling | 2/27/24 |
| Doubles | 1 | Oral Roberts | 3/12/24 |
| Triples | 1 | vs. #7 Oregon State | 2/23/24 |
| Home Runs | 1 | at #25 Alabama | 4/13/24 |
| RBI | 1 | 8x (at #25 Alabama) | 4/13/24 |
| Walks | 1 | 7x (San Jose State) | 4/9/24 |
| Stolen Bases | 1 | 3x (at #25 Alabama) | 4/13/24 |

CAREER HIGHS

| Category | High | Opponent (Last) | Date |
|--------------|------|--------------------------|---------|
| Hits | 3 | 4x (at #25 Alabama) | 4/13/24 |
| Runs | 4 | 2x (Grambling) | 2/27/24 |
| Doubles | 1 | 5x (Oral Roberts) | 3/12/24 |
| Triples | 1 | 3x (vs. #7 Oregon State) | 2/23/24 |
| Home Runs | 1 | 2x (at #12 Vanderbilt) | 5/19/23 |
| RBI | 4 | at #12 Vanderbilt | 5/19/23 |
| Walks | 2 | 3x (Santa Clara) | 6/2/23 |
| Stolen Bases | 1 | 9x (at #25 Alabama) | 4/13/24 |



27 RYDER HELFRICK

SEASON HIGHS

| Category | High | Opponent (Last) | Date |
|--------------|------|---------------------|---------|
| Hits | 1 | 5x (Arkansas State) | 4/2/24 |
| Runs | 3 | James Madison | 2/17/24 |
| Doubles | 1 | Ole Miss | 4/5/24 |
| Triples | -- | -- | -- |
| Home Runs | 1 | 2x (at #23 Auburn) | 3/22/24 |
| RBI | 1 | 3x (Ole Miss) | 4/5/24 |
| Walks | 1 | 6x (Ole Miss) | 4/5/24 |
| Stolen Bases | -- | -- | -- |

CAREER HIGHS

| Category | High | Opponent (Last) | Date |
|--------------|------|---------------------|---------|
| Hits | 1 | 5x (Arkansas State) | 4/2/24 |
| Runs | 3 | James Madison | 2/17/24 |
| Doubles | 1 | Ole Miss | 4/5/24 |
| Triples | -- | -- | -- |
| Home Runs | 1 | 2x (at #23 Auburn) | 3/22/24 |
| RBI | 1 | 3x (Ole Miss) | 4/5/24 |
| Walks | 1 | 6x (Ole Miss) | 4/5/24 |
| Stolen Bases | -- | -- | -- |




44 PARKER ROWLAND

SEASON HIGHS

| Category | High | Opponent (Last) | Date |
|--------------|------|---------------------|---------|
| Hits | 1 | 3x (San Jose State) | 4/10/24 |
| Runs | 1 | McNeese | 3/9/24 |
| Doubles | -- | -- | -- |
| Triples | -- | -- | -- |
| Home Runs | -- | -- | -- |
| RBI | -- | -- | -- |
| Walks | 3 | vs. Michigan | 2/25/24 |
| Stolen Bases | -- | -- | -- |

CAREER HIGHS

| Category | High | Opponent (Last) | Date |
|--------------|------|---------------------|---------|
| Hits | 2 | 6x (Texas A&M) | 4/27/23 |
| Runs | 2 | 2x (Texas A&M) | 4/28/23 |
| Doubles | 1 | 3x (Illinois State) | 3/1/23 |
| Triples | -- | -- | -- |
| Home Runs | 1 | 2x (Louisiana Tech) | 3/10/23 |
| RBI | 2 | 5x (Santa Clara) | 6/2/23 |
| Walks | 3 | vs. Michigan | 2/25/24 |
| Stolen Bases | -- | -- | -- |



11 JAEWOO CHO

SEASON HIGHS

| Category | High | Opponent (Last) | Date |
|----------------|------|-----------------|------|
| Innings | -- | -- | -- |
| Longest Start | -- | -- | -- |
| Shortest Start | -- | -- | -- |
| Longest Relief | -- | -- | -- |
| Hits | -- | -- | -- |
| Runs | -- | -- | -- |
| Earned Runs | -- | -- | -- |
| Walks | -- | -- | -- |
| Strikeouts | -- | -- | -- |

CAREER HIGHS

| Category | High | Opponent (Last) | Date |
|----------------|------|-----------------|------|
| Innings | -- | -- | -- |
| Longest Start | -- | -- | -- |
| Shortest Start | -- | -- | -- |
| Longest Relief | -- | -- | -- |
| Hits | -- | -- | -- |
| Runs | -- | -- | -- |
| Earned Runs | -- | -- | -- |
| Walks | -- | -- | -- |
| Strikeouts | -- | -- | -- |



20 GABE GAECKLE

SEASON HIGHS

| Category | High | Opponent (Last) | Date |
|----------------|------|--------------------|---------|
| Innings | 2.2 | 3x (Ole Miss) | 4/6/24 |
| Longest Start | -- | -- | -- |
| Shortest Start | -- | -- | -- |
| Longest Relief | 2.2 | 3x (Ole Miss) | 4/6/24 |
| Hits | 3 | James Madison | 2/18/24 |
| Runs | 3 | 2x (at #23 Auburn) | 3/24/23 |
| Earned Runs | 3 | 2x (at #23 Auburn) | 3/24/23 |
| Walks | 2 | 2x (at #23 Auburn) | 3/24/23 |
| Strikeouts | 6 | vs. Oklahoma State | 2/24/24 |

CAREER HIGHS

| Category | High | Opponent (Last) | Date |
|----------------|------|--------------------|---------|
| Innings | 2.2 | 2x (McNeese) | 3/9/24 |
| Longest Start | -- | -- | -- |
| Shortest Start | -- | -- | -- |
| Longest Relief | 2.2 | 2x (McNeese) | 3/9/24 |
| Hits | 3 | James Madison | 2/18/24 |
| Runs | 3 | 2x (at #23 Auburn) | 3/24/23 |
| Earned Runs | 3 | 2x (at #23 Auburn) | 3/24/23 |
| Walks | 2 | 2x (at #23 Auburn) | 3/24/23 |
| Strikeouts | 6 | vs. Oklahoma State | 2/24/24 |



21 MASON MOLINA

SEASON HIGHS

| Category | High | Opponent (Last) | Date |
|----------------|------|-----------------|---------|
| Innings | 6.0 | at #25 Alabama | 4/13/24 |
| Longest Start | 6.0 | at #25 Alabama | 4/13/24 |
| Shortest Start | 3.2 | James Madison | 2/18/24 |
| Longest Relief | -- | -- | -- |
| Hits | 7 | #8 LSU | 3/29/24 |
| Runs | 4 | McNeese | 3/10/24 |
| Earned Runs | 4 | McNeese | 3/10/24 |
| Walks | 4 | at #23 Auburn | 3/24/23 |
| Strikeouts | 10 | 3x (Missouri) | 3/17/24 |

CAREER HIGHS

| Category | High | Opponent (Last) | Date |
|----------------|------|-----------------|---------|
| Innings | 7.0 | 2x (Kansas) | 5/18/23 |
| Longest Start | 7.0 | 2x (Kansas) | 5/18/23 |
| Shortest Start | 2.2 | at Oklahoma | 4/14/23 |
| Longest Relief | 3.2 | West Virginia | 4/24/22 |
| Hits | 8 | TCU | 4/1/23 |
| Runs | 7 | TCU | 4/1/23 |
| Earned Runs | 7 | TCU | 4/1/23 |
| Walks | 5 | at Oklahoma | 4/14/23 |
| Strikeouts | 13 | Kansas | 5/18/23 |



25 BRADY TYGART

SEASON HIGHS

| Category | High | Opponent (Last) | Date |
|----------------|------|---------------------|---------|
| Innings | 6.0 | vs. Oklahoma State | 2/24/24 |
| Longest Start | 6.0 | vs. Oklahoma State | 2/24/24 |
| Shortest Start | 3.2 | at #23 Auburn | 3/22/24 |
| Longest Relief | -- | -- | -- |
| Hits | 5 | 2x (at #25 Alabama) | 4/14/24 |
| Runs | 4 | vs. #8 LSU | 3/30/24 |
| Earned Runs | 4 | vs. #8 LSU | 3/30/24 |
| Walks | 5 | at #23 Auburn | 3/22/24 |
| Strikeouts | 10 | Murray State | 3/2/24 |

CAREER HIGHS

| Category | High | Opponent (Last) | Date |
|----------------|------|---------------------|---------|
| Innings | 6.0 | vs. Oklahoma State | 2/24/24 |
| Longest Start | 6.0 | vs. Oklahoma State | 2/24/24 |
| Shortest Start | 1.0 | Texas A&M | 4/28/23 |
| Longest Relief | 3.2 | Mississippi State | 4/3/22 |
| Hits | 5 | 2x (at #25 Alabama) | 4/14/24 |
| Runs | 4 | 3x (vs. #8 LSU) | 3/30/24 |
| Earned Runs | 4 | 2x (vs. #8 LSU) | 3/30/24 |
| Walks | 5 | at #23 Auburn | 3/22/24 |
| Strikeouts | 10 | Murray State | 3/2/24 |



26 TATE MCGUIRE

SEASON HIGHS

| Category | High | Opponent (Last) | Date |
|----------------|------|-----------------|---------|
| Innings | 1.0 | Grambling | 2/27/24 |
| Longest Start | -- | -- | -- |
| Shortest Start | -- | -- | -- |
| Longest Relief | 1.0 | Grambling | 2/27/24 |
| Hits | 3 | Grambling | 2/27/24 |
| Runs | 1 | Grambling | 2/27/24 |
| Earned Runs | 1 | Grambling | 2/27/24 |
| Walks | 2 | James Madison | 2/18/24 |
| Strikeouts | 3 | Grambling | 2/27/24 |

CAREER HIGHS

| Category | High | Opponent (Last) | Date |
|----------------|------|-----------------|---------|
| Innings | 1.0 | Grambling | 2/27/24 |
| Longest Start | -- | -- | -- |
| Shortest Start | -- | -- | -- |
| Longest Relief | 1.0 | Grambling | 2/27/24 |
| Hits | 3 | Grambling | 2/27/24 |
| Runs | 1 | Grambling | 2/27/24 |
| Earned Runs | 1 | Grambling | 2/27/24 |
| Walks | 2 | James Madison | 2/18/24 |
| Strikeouts | 3 | Grambling | 2/27/24 |



28 KOTY FRANK

SEASON HIGHS

| Category | High | Opponent (Last) | Date |
|----------------|------|---------------------|---------|
| Innings | 3.0 | vs. #8 LSU | 3/30/24 |
| Longest Start | -- | -- | -- |
| Shortest Start | -- | -- | -- |
| Longest Relief | 3.0 | vs. #8 LSU | 3/30/24 |
| Hits | 5 | at #23 Auburn | 3/22/24 |
| Runs | 2 | 4x (at #25 Alabama) | 4/14/24 |
| Earned Runs | 2 | 2x (at #25 Alabama) | 4/14/24 |
| Walks | 1 | 3x (Ole Miss) | 4/5/24 |
| Strikeouts | 5 | vs. Oklahoma State | 2/24/24 |

CAREER HIGHS

| Category | High | Opponent (Last) | Date |
|----------------|------|------------------------|---------|
| Innings | 6.2 | 2x (BYU) | 4/14/22 |
| Longest Start | 6.2 | 2x (BYU) | 4/14/22 |
| Shortest Start | 4.0 | Iowa | 5/1/22 |
| Longest Relief | 4.2 | Sam Houston | 2/18/22 |
| Hits | 10 | Michigan | 3/25/22 |
| Runs | 6 | Michigan | 3/25/22 |
| Earned Runs | 6 | Michigan | 3/25/22 |
| Walks | 4 | at Indiana | 4/24/22 |
| Strikeouts | 10 | vs. Northwestern State | 3/4/22 |



31 DYLAN CARTER

SEASON HIGHS

| Category | High | Opponent (Last) | Date |
|----------------|------|-----------------|---------|
| Innings | 2.0 | Little Rock | 3/26/24 |
| Longest Start | -- | -- | -- |
| Shortest Start | -- | -- | -- |
| Longest Relief | 2.0 | Little Rock | 3/26/24 |
| Hits | 2 | Oral Roberts | 3/12/24 |
| Runs | 1 | Oral Roberts | 3/12/24 |
| Earned Runs | 1 | Oral Roberts | 3/12/24 |
| Walks | 1 | Arkansas State | 4/2/24 |
| Strikeouts | 2 | Arkansas State | 4/2/24 |

CAREER HIGHS

| Category | High | Opponent (Last) | Date |
|----------------|------|--------------------|---------|
| Innings | 4.2 | #16 Tennessee | 4/16/23 |
| Longest Start | -- | -- | -- |
| Shortest Start | -- | -- | -- |
| Longest Relief | 3.2 | Alabama | 4/2/23 |
| Hits | 6 | #16 Tennessee | 4/16/23 |
| Runs | 6 | at #1 LSU | 3/25/23 |
| Earned Runs | 5 | at #1 LSU | 3/25/23 |
| Walks | 3 | at #1 LSU | 3/25/23 |
| Strikeouts | 3 | 4x (#16 Tennessee) | 4/16/23 |



32 HUNTER DIETZ

SEASON HIGHS

| Category | High | Opponent (Last) | Date |
|----------------|------|---------------------|---------|
| Innings | 0.2 | vs. #8 LSU | 3/30/24 |
| Longest Start | -- | -- | -- |
| Shortest Start | -- | -- | -- |
| Longest Relief | 0.2 | vs. #8 LSU | 3/30/24 |
| Hits | 1 | vs. #8 LSU | 3/30/24 |
| Runs | 0 | 2x (San Jose State) | 4/9/24 |
| Earned Runs | 0 | 2x (San Jose State) | 4/9/24 |
| Walks | 1 | 2x (San Jose State) | 4/9/24 |
| Strikeouts | 1 | 2x (San Jose State) | 4/9/24 |

CAREER HIGHS

| Category | High | Opponent (Last) | Date |
|----------------|------|---------------------|---------|
| Innings | 0.2 | vs. #8 LSU | 3/30/24 |
| Longest Start | -- | -- | -- |
| Shortest Start | -- | -- | -- |
| Longest Relief | 0.2 | vs. #8 LSU | 3/30/24 |
| Hits | 1 | vs. #8 LSU | 3/30/24 |
| Runs | 0 | 2x (San Jose State) | 4/9/24 |
| Earned Runs | 0 | 2x (San Jose State) | 4/9/24 |
| Walks | 1 | 2x (San Jose State) | 4/9/24 |
| Strikeouts | 1 | 2x (San Jose State) | 4/9/24 |

**33 HAGEN SMITH****SEASON HIGHS**

| Category | High | Opponent (Last) | Date |
|----------------|------|---------------------|---------|
| Innings | 6.0 | 7x (at #25 Alabama) | 4/12/24 |
| Longest Start | 6.0 | 7x (at #25 Alabama) | 4/12/24 |
| Shortest Start | 1.0 | James Madison | 2/16/24 |
| Longest Relief | -- | -- | -- |
| Hits | 5 | #8 LSU | 3/28/24 |
| Runs | 3 | James Madison | 2/16/24 |
| Earned Runs | 3 | James Madison | 2/16/24 |
| Walks | 4 | Ole Miss | 4/4/24 |
| Strikeouts | 17 | vs. #7 Oregon State | 2/23/24 |

CAREER HIGHS

| Category | High | Opponent (Last) | Date |
|----------------|------|---------------------------|---------|
| Innings | 7.0 | 2x (LSU) | 4/15/22 |
| Longest Start | 7.0 | 2x (LSU) | 4/15/22 |
| Shortest Start | 1.0 | 2x (James Madison) | 2/16/24 |
| Longest Relief | 4.2 | at #1 LSU | 3/24/23 |
| Hits | 7 | 2x (Ole Miss) | 4/30/22 |
| Runs | 8 | #17 TCU | 6/4/23 |
| Earned Runs | 8 | #17 TCU | 6/4/23 |
| Walks | 5 | 3x (at Mississippi State) | 5/5/23 |
| Strikeouts | 17 | vs. #7 Oregon State | 2/23/24 |

**36 PARKER COIL****SEASON HIGHS**

| Category | High | Opponent (Last) | Date |
|----------------|------|---------------------|---------|
| Innings | 2.0 | 2x (San Jose State) | 4/10/24 |
| Longest Start | -- | -- | -- |
| Shortest Start | -- | -- | -- |
| Longest Relief | 2.0 | 2x (San Jose State) | 4/10/24 |
| Hits | 4 | James Madison | 2/17/24 |
| Runs | 4 | James Madison | 2/17/24 |
| Earned Runs | 4 | James Madison | 2/17/24 |
| Walks | 1 | James Madison | 2/17/24 |
| Strikeouts | 3 | McNeese | 3/9/24 |

CAREER HIGHS

| Category | High | Opponent (Last) | Date |
|----------------|------|--------------------|---------|
| Innings | 3.2 | Army | 3/7/23 |
| Longest Start | 3.2 | Army | 3/7/23 |
| Shortest Start | 2.0 | vs. Lipscomb | 5/2/23 |
| Longest Relief | 2.2 | at Missouri State | 4/25/23 |
| Hits | 6 | Army | 3/7/23 |
| Runs | 4 | 2x (James Madison) | 2/17/24 |
| Earned Runs | 4 | 2x (James Madison) | 2/17/24 |
| Walks | 3 | vs. #15 TCU | 2/18/23 |
| Strikeouts | 4 | UNLV | 3/14/23 |

**34 DIEGO RAMOS****SEASON HIGHS**

| Category | High | Opponent (Last) | Date |
|----------------|------|-----------------|------|
| Innings | -- | -- | -- |
| Longest Start | -- | -- | -- |
| Shortest Start | -- | -- | -- |
| Longest Relief | -- | -- | -- |
| Hits | -- | -- | -- |
| Runs | -- | -- | -- |
| Earned Runs | -- | -- | -- |
| Walks | -- | -- | -- |
| Strikeouts | -- | -- | -- |

CAREER HIGHS

| Category | High | Opponent (Last) | Date |
|----------------|------|-----------------|------|
| Innings | -- | -- | -- |
| Longest Start | -- | -- | -- |
| Shortest Start | -- | -- | -- |
| Longest Relief | -- | -- | -- |
| Hits | -- | -- | -- |
| Runs | -- | -- | -- |
| Earned Runs | -- | -- | -- |
| Walks | -- | -- | -- |
| Strikeouts | -- | -- | -- |

**37 JAKE FAHERTY****SEASON HIGHS**

| Category | High | Opponent (Last) | Date |
|----------------|------|-------------------------|---------|
| Innings | 1.0 | 3x (San Jose State) | 4/10/24 |
| Longest Start | -- | -- | -- |
| Shortest Start | -- | -- | -- |
| Longest Relief | 1.0 | 3x (San Jose State) | 4/10/24 |
| Hits | 1 | 3x (McNeese) | 3/9/24 |
| Runs | 1 | 2x (vs. Oklahoma State) | 2/24/24 |
| Earned Runs | 1 | vs. Oklahoma State | 2/24/24 |
| Walks | 2 | 2x (McNeese) | 3/9/24 |
| Strikeouts | 3 | Arkansas State | 4/2/24 |

CAREER HIGHS

| Category | High | Opponent (Last) | Date |
|----------------|------|---------------------|---------|
| Innings | 1.0 | 3x (San Jose State) | 4/10/24 |
| Longest Start | -- | -- | -- |
| Shortest Start | -- | -- | -- |
| Longest Relief | 1.0 | 3x (San Jose State) | 4/10/24 |
| Hits | 1 | 3x (McNeese) | 3/9/24 |
| Runs | 3 | Wright State | 3/4/23 |
| Earned Runs | 3 | Wright State | 3/4/23 |
| Walks | 3 | Wright State | 3/4/23 |
| Strikeouts | 3 | Arkansas State | 4/2/24 |



38 COLIN FISHER

SEASON HIGHS

| Category | High | Opponent (Last) | Date |
|----------------|------|--------------------|---------|
| Innings | 5.0 | James Madison | 2/19/24 |
| Longest Start | 5.0 | James Madison | 2/19/24 |
| Shortest Start | 1.0 | Grambling | 2/27/24 |
| Longest Relief | 2.2 | at #23 Auburn | 3/24/23 |
| Hits | 4 | 2x (at #23 Auburn) | 3/24/23 |
| Runs | 2 | 2x (at #23 Auburn) | 3/24/23 |
| Earned Runs | 2 | 2x (at #23 Auburn) | 3/24/23 |
| Walks | 3 | San Jose State | 4/10/24 |
| Strikeouts | 6 | vs. Oklahoma State | 2/24/23 |

CAREER HIGHS

| Category | High | Opponent (Last) | Date |
|----------------|------|--------------------|---------|
| Innings | 5.0 | James Madison | 2/19/24 |
| Longest Start | 5.0 | James Madison | 2/19/24 |
| Shortest Start | 1.0 | Grambling | 2/27/24 |
| Longest Relief | 2.2 | at #23 Auburn | 3/24/23 |
| Hits | 4 | 2x (at #23 Auburn) | 3/24/23 |
| Runs | 2 | 2x (at #23 Auburn) | 3/24/23 |
| Earned Runs | 2 | 2x (at #23 Auburn) | 3/24/23 |
| Walks | 3 | San Jose State | 4/10/24 |
| Strikeouts | 6 | vs. Oklahoma State | 2/24/23 |



40 BEN BYBEE

SEASON HIGHS

| Category | High | Opponent (Last) | Date |
|----------------|------|-----------------|---------|
| Innings | 5.0 | San Jose State | 4/9/24 |
| Longest Start | 5.0 | San Jose State | 4/9/24 |
| Shortest Start | 3.0 | Little Rock | 3/26/24 |
| Longest Relief | 1.0 | Arkansas State | 4/2/24 |
| Hits | 2 | San Jose State | 4/9/24 |
| Runs | 1 | San Jose State | 4/9/24 |
| Earned Runs | 1 | San Jose State | 4/9/24 |
| Walks | 1 | Arkansas State | 4/2/24 |
| Strikeouts | 5 | Little Rock | 3/26/24 |

CAREER HIGHS

| Category | High | Opponent (Last) | Date |
|----------------|------|------------------------|---------|
| Innings | 5.0 | 2x (San Jose State) | 4/9/24 |
| Longest Start | 5.0 | 2x (San Jose State) | 4/9/24 |
| Shortest Start | 0.2 | Alabama | 4/2/23 |
| Longest Relief | 2.0 | 2x (at Missouri State) | 4/25/23 |
| Hits | 6 | UNLV | 3/15/23 |
| Runs | 3 | 5x (#17 TCU) | 6/4/23 |
| Earned Runs | 3 | 3x (#17 TCU) | 6/4/23 |
| Walks | 4 | #16 Tennessee | 4/16/23 |
| Strikeouts | 6 | Little Rock | 4/12/23 |



41 WILL McENTIRE

SEASON HIGHS

| Category | High | Opponent (Last) | Date |
|----------------|------|-----------------|---------|
| Innings | 5.2 | James Madison | 2/16/24 |
| Longest Start | -- | -- | -- |
| Shortest Start | -- | -- | -- |
| Longest Relief | 5.2 | James Madison | 2/16/24 |
| Hits | 5 | McNeese | 3/9/24 |
| Runs | 3 | at #25 Alabama | 4/12/24 |
| Earned Runs | 3 | at #25 Alabama | 4/12/24 |
| Walks | 2 | #8 LSU | 3/28/24 |
| Strikeouts | 8 | #8 LSU | 3/28/24 |

CAREER HIGHS

| Category | High | Opponent (Last) | Date |
|----------------|------|---------------------------|---------|
| Innings | 9.0 | Louisiana Tech | 3/11/23 |
| Longest Start | 9.0 | Louisiana Tech | 3/11/23 |
| Shortest Start | 1.1 | vs. #15 TCU | 2/18/23 |
| Longest Relief | 6.0 | #6 South Carolina | 5/13/23 |
| Hits | 9 | at #1 LSU | 3/25/23 |
| Runs | 7 | at #1 LSU | 3/25/23 |
| Earned Runs | 7 | at #1 LSU | 3/25/23 |
| Walks | 4 | 2x (at #6 Oklahoma State) | 6/5/22 |
| Strikeouts | 9 | 2x (#6 South Carolina) | 5/13/23 |



45 GAGE WOOD

SEASON HIGHS

| Category | High | Opponent (Last) | Date |
|----------------|------|---------------------|---------|
| Innings | 2.1 | 2x (McNeese) | 3/10/24 |
| Longest Start | -- | -- | -- |
| Shortest Start | -- | -- | -- |
| Longest Relief | 2.1 | 2x (McNeese) | 3/10/24 |
| Hits | 3 | 2x (McNeese) | 3/10/24 |
| Runs | 1 | 4x (at #25 Alabama) | 4/13/24 |
| Earned Runs | 1 | 3x (McNeese) | 3/10/24 |
| Walks | 1 | 3x (Ole Miss) | 4/5/24 |
| Strikeouts | 5 | Ole Miss | 4/5/24 |

CAREER HIGHS

| Category | High | Opponent (Last) | Date |
|----------------|------|----------------------|---------|
| Innings | 3.1 | #6 South Carolina | 5/12/23 |
| Longest Start | -- | -- | -- |
| Shortest Start | -- | -- | -- |
| Longest Relief | 3.1 | #6 South Carolina | 5/12/23 |
| Hits | 3 | 6x (McNeese) | 3/10/24 |
| Runs | 5 | at #12 Vanderbilt | 5/19/23 |
| Earned Runs | 5 | at #12 Vanderbilt | 5/19/23 |
| Walks | 3 | at Mississippi State | 5/5/23 |
| Strikeouts | 6 | #16 Tennessee | 4/15/23 |



46 CHRISTIAN FOUTCH

SEASON HIGHS

| Category | High | Opponent (Last) | Date |
|----------------|------|---------------------|---------|
| Innings | 2.0 | 2x (#8 LSU) | 3/29/24 |
| Longest Start | -- | -- | -- |
| Shortest Start | -- | -- | -- |
| Longest Relief | 2.0 | 2x (#8 LSU) | 3/29/24 |
| Hits | 3 | James Madison | 2/18/24 |
| Runs | 1 | 2x (at #25 Alabama) | 4/13/24 |
| Earned Runs | 1 | 2x (at #25 Alabama) | 4/13/24 |
| Walks | 2 | at #25 Alabama | 4/13/24 |
| Strikeouts | 2 | 2x (San Jose State) | 4/9/24 |

CAREER HIGHS

| Category | High | Opponent (Last) | Date |
|----------------|------|---------------------|---------|
| Innings | 2.0 | 4x (#8 LSU) | 3/29/24 |
| Longest Start | -- | -- | -- |
| Shortest Start | -- | -- | -- |
| Longest Relief | 2.0 | 4x (#8 LSU) | 3/29/24 |
| Hits | 6 | Little Rock | 4/12/23 |
| Runs | 4 | Little Rock | 4/12/23 |
| Earned Runs | 4 | Little Rock | 4/12/23 |
| Walks | 2 | 4x (at #25 Alabama) | 4/13/24 |
| Strikeouts | 2 | 4x (San Jose State) | 4/9/24 |



49 STONE HEWLETT

SEASON HIGHS

| Category | High | Opponent (Last) | Date |
|----------------|------|---------------------|---------|
| Innings | 1.2 | San Jose State | 4/9/24 |
| Longest Start | -- | -- | -- |
| Shortest Start | -- | -- | -- |
| Longest Relief | 1.2 | San Jose State | 4/9/24 |
| Hits | 1 | 3x (at #25 Alabama) | 4/13/24 |
| Runs | 1 | vs. #7 Oregon State | 2/23/24 |
| Earned Runs | 1 | vs. #7 Oregon State | 2/23/24 |
| Walks | 1 | 3x (at #25 Alabama) | 4/13/24 |
| Strikeouts | 4 | UCA | 3/5/24 |

CAREER HIGHS

| Category | High | Opponent (Last) | Date |
|----------------|------|------------------------|---------|
| Innings | 3.1 | 2x (Oakland) | 2/27/23 |
| Longest Start | 2.0 | at Charleston Southern | 3/8/22 |
| Shortest Start | -- | -- | -- |
| Longest Relief | 3.1 | 2x (Oakland) | 2/27/23 |
| Hits | 6 | 2x (Air Force) | 4/26/22 |
| Runs | 6 | 2x (Air Force) | 4/26/22 |
| Earned Runs | 6 | 2x (Air Force) | 4/26/22 |
| Walks | 2 | 7x (Wichita State) | 3/8/23 |
| Strikeouts | 4 | 2x (UCA) | 3/5/24 |




48 COOPER DOSSETT

SEASON HIGHS

| Category | High | Opponent (Last) | Date |
|----------------|------|--------------------|---------|
| Innings | 1.1 | 2x (at #23 Auburn) | 3/22/24 |
| Longest Start | -- | -- | -- |
| Shortest Start | -- | -- | -- |
| Longest Relief | 1.1 | 2x (at #23 Auburn) | 3/22/24 |
| Hits | 2 | at #23 Auburn | 3/24/23 |
| Runs | 2 | 2x (at #23 Auburn) | 3/24/23 |
| Earned Runs | 2 | 2x (at #23 Auburn) | 3/24/23 |
| Walks | 1 | UCA | 3/5/24 |
| Strikeouts | 3 | Grambling | 2/27/24 |

CAREER HIGHS

| Category | High | Opponent (Last) | Date |
|----------------|------|--------------------|---------|
| Innings | 1.1 | 2x (at #23 Auburn) | 3/22/24 |
| Longest Start | -- | -- | -- |
| Shortest Start | -- | -- | -- |
| Longest Relief | 1.1 | 2x (at #23 Auburn) | 3/22/24 |
| Hits | 2 | 2x (at #23 Auburn) | 3/24/23 |
| Runs | 4 | vs. #15 TCU | 2/18/23 |
| Earned Runs | 4 | vs. #15 TCU | 2/18/23 |
| Walks | 3 | vs. #15 TCU | 2/18/23 |
| Strikeouts | 3 | Grambling | 2/27/24 |



51 JACK SMITH

SEASON HIGHS

| Category | High | Opponent (Last) | Date |
|----------------|------|-----------------|------|
| Innings | -- | -- | -- |
| Longest Start | -- | -- | -- |
| Shortest Start | -- | -- | -- |
| Longest Relief | -- | -- | -- |
| Hits | -- | -- | -- |
| Runs | -- | -- | -- |
| Earned Runs | -- | -- | -- |
| Walks | -- | -- | -- |
| Strikeouts | -- | -- | -- |

CAREER HIGHS

| Category | High | Opponent (Last) | Date |
|----------------|------|-----------------|------|
| Innings | -- | -- | -- |
| Longest Start | -- | -- | -- |
| Shortest Start | -- | -- | -- |
| Longest Relief | -- | -- | -- |
| Hits | -- | -- | -- |
| Runs | -- | -- | -- |
| Earned Runs | -- | -- | -- |
| Walks | -- | -- | -- |
| Strikeouts | -- | -- | -- |



61 ADAM HACHMAN

SEASON HIGHS

| Category | High | Opponent (Last) | Date |
|----------------|------|-----------------|------|
| Innings | -- | -- | -- |
| Longest Start | -- | -- | -- |
| Shortest Start | -- | -- | -- |
| Longest Relief | -- | -- | -- |
| Hits | -- | -- | -- |
| Runs | -- | -- | -- |
| Earned Runs | -- | -- | -- |
| Walks | -- | -- | -- |
| Strikeouts | -- | -- | -- |

CAREER HIGHS

| Category | High | Opponent (Last) | Date |
|----------------|------|-----------------|------|
| Innings | -- | -- | -- |
| Longest Start | -- | -- | -- |
| Shortest Start | -- | -- | -- |
| Longest Relief | -- | -- | -- |
| Hits | -- | -- | -- |
| Runs | -- | -- | -- |
| Earned Runs | -- | -- | -- |
| Walks | -- | -- | -- |
| Strikeouts | -- | -- | -- |



Record: 30-5 Home: 25-1 Away: 3-3 Neutral: 2-1 SEC: 12-3

| Player | avg | gp-gs | ab | r | h | 2b | 3b | hr | rbi | tb | slg% | bb | hp | so | gdp | ob% | sf | sh | sb-att | po | a | e | fld% | |
|-----------------------|------|-------|------|-----|-----|----|----|----|-----|-----|------|-----|----|-----|-----|------|----|----|--------|-----|-----|----|-------|--|
| 24 Peyton Holt | .349 | 22-17 | 63 | 14 | 22 | 1 | 1 | 1 | 8 | 28 | .444 | 7 | 4 | 9 | 0 | .446 | 0 | 0 | 3-4 | 19 | 26 | 2 | .957 | |
| 10 Peyton Stovall | .341 | 23-23 | 91 | 20 | 31 | 6 | 0 | 5 | 22 | 52 | .571 | 11 | 3 | 18 | 0 | .421 | 2 | 0 | 2-3 | 26 | 49 | 0 | 1.000 | |
| 12 Jared Sprague-Lott | .319 | 26-26 | 91 | 24 | 29 | 6 | 0 | 5 | 16 | 50 | .549 | 20 | 4 | 17 | 2 | .461 | 0 | 2 | 2-2 | 23 | 34 | 5 | .919 | |
| 3 Nolan Souza | .314 | 24-21 | 70 | 14 | 22 | 5 | 0 | 6 | 22 | 45 | .643 | 14 | 2 | 20 | 1 | .442 | 0 | 0 | 3-3 | 6 | 11 | 0 | 1.000 | |
| 6 Ben McLaughlin | .298 | 35-35 | 121 | 26 | 36 | 7 | 0 | 6 | 28 | 61 | .504 | 30 | 1 | 18 | 5 | .435 | 2 | 0 | 0-0 | 218 | 22 | 1 | .996 | |
| 19 Will Edmunson | .292 | 25-16 | 65 | 20 | 19 | 4 | 0 | 1 | 9 | 26 | .400 | 8 | 3 | 7 | 2 | .395 | 0 | 0 | 5-6 | 27 | 0 | 0 | 1.000 | |
| 9 Wehiwa Aloy | .279 | 35-35 | 129 | 29 | 36 | 2 | 0 | 9 | 34 | 65 | .504 | 22 | 6 | 30 | 5 | .400 | 3 | 0 | 6-6 | 27 | 61 | 3 | .967 | |
| 14 Ross Lovich | .276 | 21-17 | 58 | 16 | 16 | 3 | 1 | 2 | 15 | 27 | .466 | 7 | 6 | 15 | 2 | .403 | 1 | 1 | 2-2 | 15 | 0 | 1 | .938 | |
| 5 Kendall Diggs | .264 | 34-34 | 129 | 25 | 34 | 8 | 1 | 6 | 22 | 62 | .481 | 24 | 0 | 29 | 0 | .377 | 1 | 0 | 3-5 | 41 | 3 | 1 | .978 | |
| 8 Hudson White | .247 | 24-23 | 85 | 13 | 21 | 7 | 0 | 1 | 11 | 31 | .365 | 11 | 4 | 16 | 1 | .356 | 1 | 0 | 0-1 | 235 | 11 | 1 | .996 | |
| 1 Ty Wilmsmeyer | .209 | 28-25 | 86 | 12 | 18 | 1 | 0 | 1 | 12 | 22 | .256 | 9 | 2 | 24 | 2 | .299 | 0 | 2 | 1-2 | 48 | 2 | 0 | 1.000 | |
| ----- | | | | | | | | | | | | | | | | | | | | | | | | |
| 4 Jack Wagner | .296 | 10-7 | 27 | 6 | 8 | 2 | 0 | 3 | 6 | 19 | .704 | 4 | 1 | 7 | 1 | .394 | 1 | 0 | 1-1 | 10 | 1 | 2 | .846 | |
| 44 Parker Rowland | .214 | 7-6 | 14 | 1 | 3 | 0 | 0 | 0 | 0 | 3 | .214 | 6 | 0 | 4 | 0 | .450 | 0 | 2 | 0-0 | 64 | 0 | 3 | .955 | |
| 13 Jayson Jones | .209 | 14-12 | 43 | 8 | 9 | 1 | 0 | 3 | 13 | 19 | .442 | 6 | 1 | 11 | 1 | .320 | 0 | 0 | 1-1 | 15 | 1 | 0 | 1.000 | |
| 16 Hudson Polk | .150 | 8-5 | 20 | 4 | 3 | 0 | 0 | 1 | 5 | 6 | .300 | 4 | 0 | 8 | 1 | .280 | 1 | 0 | 0-0 | 11 | 0 | 0 | 1.000 | |
| 27 Ryder Helfrick | .140 | 15-13 | 43 | 12 | 6 | 1 | 0 | 2 | 3 | 13 | .302 | 6 | 3 | 13 | 2 | .288 | 0 | 1 | 0-0 | 117 | 9 | 1 | .992 | |
| Totals | .276 | 35 | 1135 | 244 | 313 | 54 | 3 | 52 | 226 | 529 | .466 | 189 | 40 | 246 | 25 | .394 | 12 | 8 | 29-36 | 922 | 260 | 23 | .981 | |
| Opponents | .194 | 35 | 1090 | 97 | 211 | 29 | 1 | 25 | 90 | 317 | .291 | 107 | 36 | 429 | 16 | .285 | 8 | 12 | 21-26 | 862 | 295 | 38 | .968 | |

LOB - Team (279), Opp (235). DPs turned - Team (22), Opp (32). CI - Team (1), White 1, Opp (1). IBB - Team (2), McLaughlin 1, Sprague-Lott 1, Opp (1). Picked off - White 1, Wilmsmeyer 1.

(All games Sorted by Earned run avg)

| Player | era | w-l | app | gs | cg | sho | sv | ip | h | r | er | bb | so | 2b | 3b | hr | b/avg | wp | hp | bk | sfa | sha | | |
|---------------------|-------|------|-----|----|----|-----|----|-------|-----|-----|-----|-----|-----|----|----|----|-------|----|----|----|-----|-----|--|--|
| 33 Hagen Smith | 1.53 | 7-0 | 9 | 9 | 0 | 0/2 | 0 | 47.0 | 22 | 8 | 8 | 17 | 89 | 1 | 0 | 4 | .138 | 1 | 3 | 0 | 1 | 2 | | |
| 41 Will McEntire | 2.56 | 2-0 | 17 | 0 | 0 | 0/3 | 4 | 38.2 | 31 | 13 | 11 | 7 | 48 | 7 | 0 | 1 | .220 | 3 | 0 | 0 | 2 | 0 | | |
| 25 Brady Tygart | 2.59 | 3-1 | 9 | 9 | 0 | 0/1 | 0 | 41.2 | 29 | 12 | 12 | 21 | 52 | 1 | 0 | 4 | .203 | 3 | 11 | 1 | 0 | 4 | | |
| 21 Mason Molina | 3.32 | 3-0 | 9 | 9 | 0 | 0/0 | 0 | 43.1 | 27 | 16 | 16 | 21 | 65 | 4 | 0 | 6 | .181 | 2 | 7 | 1 | 0 | 2 | | |
| ----- | | | | | | | | | | | | | | | | | | | | | | | | |
| 32 Hunter Dietz | 0.00 | 0-0 | 2 | 0 | 0 | 0/0 | 0 | 1.0 | 1 | 0 | 0 | 2 | 2 | 0 | 0 | 0 | .250 | 0 | 1 | 0 | 0 | 0 | | |
| 40 Ben Bybee | 1.00 | 2-0 | 3 | 2 | 0 | 0/2 | 0 | 9.0 | 4 | 1 | 1 | 1 | 11 | 0 | 0 | 1 | .133 | 0 | 0 | 0 | 0 | 0 | | |
| 49 Stone Hewlett | 1.04 | 1-0 | 15 | 0 | 0 | 0/2 | 2 | 8.2 | 3 | 1 | 1 | 3 | 17 | 1 | 0 | 0 | .100 | 1 | 0 | 0 | 1 | 0 | | |
| 46 Christian Foutch | 1.59 | 0-0 | 8 | 0 | 0 | 0/2 | 0 | 11.1 | 8 | 2 | 2 | 3 | 7 | 1 | 0 | 1 | .211 | 2 | 1 | 0 | 1 | 0 | | |
| 37 Jake Faherty | 1.80 | 0-0 | 8 | 0 | 0 | 0/1 | 1 | 5.0 | 3 | 2 | 1 | 5 | 11 | 1 | 0 | 0 | .167 | 1 | 1 | 0 | 1 | 0 | | |
| 45 Gage Wood | 1.84 | 2-1 | 12 | 0 | 0 | 0/1 | 1 | 14.2 | 12 | 4 | 3 | 3 | 24 | 2 | 1 | 1 | .218 | 0 | 3 | 0 | 0 | 1 | | |
| 38 Colin Fisher | 1.96 | 6-1 | 9 | 6 | 0 | 0/2 | 0 | 23.0 | 18 | 6 | 5 | 7 | 24 | 0 | 0 | 3 | .214 | 0 | 3 | 1 | 0 | 1 | | |
| 31 Dylan Carter | 2.08 | 0-0 | 4 | 0 | 0 | 0/2 | 0 | 4.1 | 2 | 1 | 1 | 1 | 2 | 1 | 0 | 0 | .143 | 0 | 0 | 0 | 1 | 0 | | |
| 28 Koty Frank | 3.22 | 2-0 | 14 | 0 | 0 | 0/1 | 3 | 22.1 | 21 | 10 | 8 | 3 | 22 | 6 | 0 | 2 | .250 | 0 | 4 | 0 | 1 | 1 | | |
| 20 Gabe Gaeckle | 3.38 | 1-2 | 12 | 0 | 0 | 0/1 | 6 | 21.1 | 11 | 8 | 8 | 8 | 29 | 2 | 0 | 0 | .143 | 1 | 0 | 0 | 0 | 0 | | |
| 48 Cooper Dossett | 4.91 | 1-0 | 8 | 0 | 0 | 0/2 | 0 | 7.1 | 2 | 4 | 4 | 2 | 12 | 0 | 0 | 1 | .087 | 0 | 1 | 0 | 0 | 0 | | |
| 26 Tate McGuire | 5.40 | 0-0 | 2 | 0 | 0 | 0/0 | 0 | 1.2 | 3 | 1 | 1 | 2 | 4 | 1 | 0 | 0 | .375 | 0 | 1 | 0 | 0 | 0 | | |
| 36 Parker Coil | 10.29 | 0-0 | 6 | 0 | 0 | 0/1 | 0 | 7.0 | 14 | 8 | 8 | 1 | 10 | 1 | 0 | 1 | .424 | 0 | 0 | 0 | 0 | 1 | | |
| Totals | 2.64 | 30-5 | 35 | 35 | 0 | 6/6 | 17 | 307.1 | 211 | 97 | 90 | 107 | 429 | 29 | 1 | 25 | .194 | 14 | 36 | 3 | 8 | 12 | | |
| Opponents | 6.67 | 5-30 | 35 | 35 | 0 | 1/1 | 1 | 287.1 | 313 | 244 | 213 | 189 | 246 | 54 | 3 | 52 | .276 | 27 | 40 | 2 | 12 | 8 | | |

PB - Team (3), White 2, Helfrick 1, Opp (2). Pickoffs - Team (5), Molina 2, Tygart 1, Smith, H. 1, Fisher 1, Opp (2). SBA/ATT - White (10-11), Rowland (8-8), Molina (5-7), Helfrick (3-6), Tygart (4-5), Hewlett (4-4), Frank (2-2), McEntire (2-2), Smith, H. (2-2), Wood (1-1), Dossett (0-1), Coil (1-1), Bybee (0-1).

Record: 12-3 Home: 9-0 Away: 3-3 SEC: 12-3

| Player | avg | gp-gs | ab | r | h | 2b | 3b | hr | rbi | tb | slg% | bb | hp | so | gdp | ob% | sf | sh | sb-att | po | a | e | fld% |
|-----------------------|------|-------|-----|----|-----|----|----|----|-----|-----|------|----|----|-----|-----|------|----|----|--------|-----|-----|----|-------|
| 10 Peyton Stovall | .310 | 15-15 | 58 | 10 | 18 | 5 | 0 | 3 | 10 | 32 | .552 | 8 | 2 | 13 | 0 | .406 | 1 | 0 | 1-2 | 20 | 37 | 0 | 1.000 |
| 9 Wehiwa Aloy | .283 | 15-15 | 53 | 12 | 15 | 0 | 0 | 5 | 12 | 30 | .566 | 13 | 2 | 14 | 1 | .429 | 2 | 0 | 3-3 | 13 | 30 | 2 | .956 |
| 8 Hudson White | .267 | 12-12 | 45 | 4 | 12 | 2 | 0 | 0 | 3 | 14 | .311 | 3 | 3 | 8 | 0 | .353 | 0 | 0 | 0-1 | 126 | 6 | 1 | .992 |
| 12 Jared Sprague-Lott | .265 | 14-14 | 49 | 11 | 13 | 2 | 0 | 4 | 10 | 27 | .551 | 10 | 2 | 11 | 2 | .410 | 0 | 1 | 1-1 | 13 | 16 | 0 | 1.000 |
| 3 Nolan Souza | .263 | 12-10 | 38 | 6 | 10 | 0 | 0 | 4 | 8 | 22 | .579 | 4 | 1 | 12 | 1 | .349 | 0 | 0 | 1-1 | 0 | 0 | 0 | .000 |
| 5 Kendall Diggs | .210 | 15-15 | 62 | 9 | 13 | 2 | 1 | 3 | 10 | 26 | .419 | 6 | 0 | 16 | 0 | .279 | 0 | 0 | 1-3 | 19 | 1 | 0 | 1.000 |
| 6 Ben McLaughlin | .200 | 15-15 | 50 | 8 | 10 | 1 | 0 | 3 | 7 | 20 | .400 | 16 | 0 | 8 | 1 | .382 | 2 | 0 | 0-0 | 96 | 9 | 0 | 1.000 |
| 1 Ty Wilmsmeyer | .180 | 15-14 | 50 | 6 | 9 | 1 | 0 | 0 | 5 | 10 | .200 | 3 | 1 | 13 | 1 | .241 | 0 | 0 | 0-0 | 30 | 2 | 0 | 1.000 |
| ----- | | | | | | | | | | | | | | | | | | | | | | | |
| 24 Peyton Holt | .273 | 4-3 | 11 | 1 | 3 | 0 | 0 | 1 | 1 | 6 | .545 | 1 | 0 | 4 | 0 | .333 | 0 | 0 | 1-1 | 6 | 2 | 0 | 1.000 |
| 19 Will Edmunson | .240 | 9-6 | 25 | 5 | 6 | 2 | 0 | 0 | 4 | 8 | .320 | 2 | 1 | 3 | 0 | .321 | 0 | 0 | 1-1 | 12 | 0 | 0 | 1.000 |
| 27 Ryder Helfrick | .200 | 5-4 | 15 | 3 | 3 | 1 | 0 | 1 | 2 | 7 | .467 | 1 | 0 | 3 | 0 | .250 | 0 | 0 | 0-0 | 27 | 2 | 1 | .967 |
| 14 Ross Lovich | .182 | 8-7 | 22 | 6 | 4 | 0 | 1 | 1 | 5 | 9 | .409 | 4 | 2 | 6 | 1 | .357 | 0 | 0 | 1-1 | 7 | 0 | 1 | .875 |
| 4 Jack Wagner | .167 | 2-2 | 6 | 1 | 1 | 0 | 0 | 1 | 1 | 4 | .667 | 1 | 0 | 4 | 0 | .286 | 0 | 0 | 0-0 | 0 | 0 | 0 | .000 |
| 44 Parker Rowland | .000 | 2-2 | 4 | 0 | 0 | 0 | 0 | 0 | 0 | 0 | .000 | 1 | 0 | 2 | 0 | .200 | 0 | 0 | 0-0 | 22 | 0 | 2 | .917 |
| 13 Jayson Jones | .000 | 1-1 | 2 | 0 | 0 | 0 | 0 | 0 | 0 | 0 | .000 | 0 | 1 | 0 | 0 | .333 | 0 | 0 | 0-0 | 0 | 0 | 0 | .000 |
| 16 Hudson Polk | .000 | 1-0 | 2 | 0 | 0 | 0 | 0 | 0 | 0 | 0 | .000 | 0 | 0 | 1 | 1 | .000 | 0 | 0 | 0-0 | 0 | 0 | 0 | .000 |
| Totals | .238 | 15 | 492 | 82 | 117 | 16 | 2 | 26 | 78 | 215 | .437 | 73 | 15 | 118 | 8 | .350 | 5 | 1 | 10-14 | 402 | 113 | 9 | .983 |
| Opponents | .213 | 15 | 479 | 47 | 102 | 18 | 0 | 15 | 42 | 165 | .344 | 54 | 17 | 172 | 9 | .312 | 4 | 5 | 10-13 | 385 | 117 | 14 | .973 |

LOB - Team (120), Opp (111). DPs turned - Team (14), Opp (11). CI - Team (1), White 1, Opp (1).

(SEC games only Sorted by Earned run avg)

| Player | era | w-l | app | gs | cg | sho | sv | ip | h | r | er | bb | so | 2b | 3b | hr | b/avg | wp | hp | bk | sfa | sha | |
|---------------------|-------|------|-----|----|----|-----|----|-------|-----|----|----|----|-----|----|----|----|-------|----|----|----|-----|-----|--|
| 33 Hagen Smith | 1.20 | 5-0 | 5 | 5 | 0 | 0/2 | 0 | 30.0 | 16 | 4 | 4 | 10 | 49 | 1 | 0 | 2 | .155 | 1 | 2 | 0 | 1 | 1 | |
| 41 Will McEntire | 3.12 | 1-0 | 9 | 0 | 0 | 0/2 | 3 | 17.1 | 14 | 7 | 6 | 5 | 26 | 4 | 0 | 0 | .219 | 1 | 0 | 0 | 1 | 0 | |
| 21 Mason Molina | 3.16 | 1-0 | 5 | 5 | 0 | 0/0 | 0 | 25.2 | 19 | 9 | 9 | 13 | 32 | 2 | 0 | 4 | .211 | 1 | 4 | 0 | 0 | 1 | |
| 25 Brady Tygart | 4.15 | 0-1 | 5 | 5 | 0 | 0/1 | 0 | 21.2 | 18 | 10 | 10 | 14 | 24 | 1 | 0 | 3 | .231 | 3 | 4 | 1 | 0 | 2 | |
| ----- | | | | | | | | | | | | | | | | | | | | | | | |
| 45 Gage Wood | 0.00 | 0-1 | 4 | 0 | 0 | 0/0 | 0 | 4.2 | 3 | 1 | 0 | 2 | 9 | 2 | 0 | 0 | .188 | 0 | 3 | 0 | 0 | 0 | |
| 49 Stone Hewlett | 0.00 | 1-0 | 7 | 0 | 0 | 0/0 | 2 | 2.1 | 1 | 0 | 0 | 2 | 5 | 1 | 0 | 0 | .143 | 0 | 0 | 0 | 1 | 0 | |
| 37 Jake Faherty | 0.00 | 0-0 | 2 | 0 | 0 | 0/0 | 0 | 0.2 | 0 | 0 | 0 | 0 | 1 | 0 | 0 | 0 | .000 | 0 | 0 | 0 | 0 | 0 | |
| 32 Hunter Dietz | 0.00 | 0-0 | 1 | 0 | 0 | 0/0 | 0 | 0.2 | 1 | 0 | 0 | 1 | 1 | 0 | 0 | 0 | .333 | 0 | 1 | 0 | 0 | 0 | |
| 46 Christian Foutch | 1.29 | 0-0 | 4 | 0 | 0 | 0/1 | 0 | 7.0 | 4 | 1 | 1 | 2 | 2 | 1 | 0 | 0 | .174 | 1 | 1 | 0 | 1 | 0 | |
| 20 Gabe Gaeckle | 4.00 | 1-1 | 6 | 0 | 0 | 0/1 | 2 | 9.0 | 5 | 4 | 4 | 3 | 10 | 2 | 0 | 0 | .156 | 0 | 0 | 0 | 0 | 0 | |
| 28 Koty Frank | 4.32 | 2-0 | 5 | 0 | 0 | 0/0 | 0 | 8.1 | 11 | 5 | 4 | 1 | 7 | 3 | 0 | 2 | .344 | 0 | 2 | 0 | 0 | 1 | |
| 38 Colin Fisher | 7.36 | 0-0 | 2 | 0 | 0 | 0/0 | 0 | 3.2 | 6 | 3 | 3 | 0 | 1 | 0 | 0 | 3 | .375 | 0 | 0 | 0 | 0 | 0 | |
| 48 Cooper Dossett | 7.71 | 1-0 | 3 | 0 | 0 | 0/1 | 0 | 2.1 | 2 | 2 | 2 | 1 | 3 | 0 | 0 | 1 | .250 | 0 | 0 | 0 | 0 | 0 | |
| 36 Parker Coil | 13.50 | 0-0 | 1 | 0 | 0 | 0/0 | 0 | 0.2 | 2 | 1 | 1 | 0 | 2 | 1 | 0 | 0 | .500 | 0 | 0 | 0 | 0 | 0 | |
| Totals | 2.96 | 12-3 | 15 | 15 | 0 | 3/3 | 7 | 134.0 | 102 | 47 | 44 | 54 | 172 | 18 | 0 | 15 | .213 | 7 | 17 | 1 | 4 | 5 | |
| Opponents | 5.19 | 3-12 | 15 | 15 | 0 | 1/1 | 1 | 128.1 | 117 | 82 | 74 | 73 | 118 | 16 | 2 | 26 | .238 | 13 | 15 | 1 | 5 | 1 | |

Pickoffs - Team (2), Smith, H. 1, Molina 1. SBA/ATT - Rowland (5-5), White (4-5), Tygart (4-4), Molina (1-3), Helfrick (1-2), Smith, H. (2-2), Frank (2-2), McEntire (1-1), Dossett (0-1).



| Score by innings | 1 | 2 | 3 | 4 | 5 | 6 | 7 | 8 | 9 | EX | Total |
|------------------|----|----|----|----|----|----|----|----|---|----|-------|
| Arkansas | 30 | 20 | 40 | 35 | 36 | 45 | 17 | 18 | 2 | 1 | 244 |
| Opponents | 7 | 4 | 13 | 7 | 13 | 17 | 15 | 12 | 7 | 2 | 97 |

Record when ...

| | | | |
|----------------------|------|----------------------|------|
| Overall | 30-5 | After 6 leading | 27-1 |
| Conference | 12-3 | trailing | 1-2 |
| Non-Conference | 18-2 | tied | 2-2 |
| Home games | 25-1 | After 7 leading | 24-1 |
| Away games | 3-3 | trailing | 0-3 |
| Neutral site | 2-1 | tied | 2-1 |
| Day games | 18-3 | After 8 leading | 21-1 |
| Night games | 12-2 | trailing | 0-4 |
| vs Left starter | 7-2 | tied | 2-0 |
| vs Right starter | 23-3 | | |
| 1-Run games | 5-2 | Hit 0 home runs | 6-3 |
| 2-Run games | 7-1 | ... 1 home run | 8-1 |
| 5+Run games | 12-1 | ... 2+ home runs | 16-1 |
| Extra innings | 1-2 | | |
| Shutouts | 6-1 | Opponent 0 home runs | 18-1 |
| | | 1 home run | 8-2 |
| Scoring 0-2 runs | 1-2 | 2+ HRs | 4-2 |
| 3-5 runs | 11-2 | | |
| 6-9 runs | 11-1 | Made 0 errors | 20-0 |
| 10+ runs | 7-0 | 1 error | 5-4 |
| | | 2+ errors | 5-1 |
| Opponent 0-2 runs | 16-1 | | |
| 3-5 runs | 13-2 | Opp. made 0 errors | 9-1 |
| 6-9 runs | 1-2 | 1 error | 12-3 |
| 10+ runs | 0-0 | 2+ errors | 9-1 |
| Scored in 1st inning | 12-1 | Out-hit opponent | 22-1 |
| Opp. scored in 1st | 5-0 | Out-hit by opponent | 4-2 |
| Scores first | 20-3 | Hits are tied | 4-2 |
| Opp. scores first | 10-2 | | |

Record when team scores:

| | | | | | | | | | | | |
|------|-----|-----|-----|-----|-----|-----|-----|-----|-----|-----|-----|
| Runs | 0 | 1 | 2 | 3 | 4 | 5 | 6 | 7 | 8 | 9 | 10+ |
| W-L | 0-1 | 1-1 | 0-0 | 1-2 | 4-0 | 6-0 | 3-1 | 3-0 | 3-0 | 2-0 | 7-0 |

Record when opponent scores:

| | | | | | | | | | | | |
|------|-----|-----|-----|-----|-----|-----|-----|-----|-----|-----|-----|
| Runs | 0 | 1 | 2 | 3 | 4 | 5 | 6 | 7 | 8 | 9 | 10+ |
| W-L | 6-0 | 7-0 | 3-1 | 5-0 | 4-1 | 4-1 | 0-0 | 1-1 | 0-1 | 0-0 | 0-0 |

Record when leading after:

| | | | | | | | | |
|------|------|------|------|------|------|------|------|------|
| Inn. | 1 | 2 | 3 | 4 | 5 | 6 | 7 | 8 |
| W-L | 10-1 | 16-1 | 22-1 | 26-1 | 26-2 | 27-1 | 24-1 | 21-1 |

Record when trailing after:

| | | | | | | | | |
|------|-----|-----|-----|-----|-----|-----|-----|-----|
| Inn. | 1 | 2 | 3 | 4 | 5 | 6 | 7 | 8 |
| W-L | 3-0 | 2-1 | 4-2 | 1-2 | 1-2 | 1-2 | 0-3 | 0-4 |

Record when tied after:

| | | | | | | | | |
|------|------|------|-----|-----|-----|-----|-----|-----|
| Inn. | 1 | 2 | 3 | 4 | 5 | 6 | 7 | 8 |
| W-L | 17-4 | 12-3 | 4-2 | 3-2 | 3-1 | 2-2 | 2-1 | 2-0 |

Current losing streak: 2
 Longest winning streak: 15
 Longest losing streak: 2

Home attendance : 245797 (25 dates avg = 9831)
 Away attendance : 65554 (9 dates avg = 7283)
 Total attendance: 311351 (34 dates avg = 9157)



||| MISCELLANEOUS STATS

| Multiple Hit Games | 2 | 3 | 4 | 5+ | Total |
|---------------------------|-----------|-----------|----------|-----------|--------------|
| 6 Ben McLaughlin | 8 | 1 | 1 | - | 10 |
| 12 Jared Sprague-Lott | 9 | 1 | - | - | 10 |
| 10 Peyton Stovall | 8 | 1 | 1 | - | 10 |
| 9 Wehiwa Aloy | 8 | 1 | - | - | 9 |
| 5 Kendall Diggs | 8 | 1 | - | - | 9 |
| 3 Nolan Souza | 3 | 3 | - | - | 6 |
| 24 Peyton Holt | 4 | 2 | - | - | 6 |
| 19 Will Edmunson | 4 | 1 | - | - | 5 |
| 8 Hudson White | 3 | 1 | - | - | 4 |
| 1 Ty Wilmsmeyer | 3 | 1 | - | - | 4 |
| 14 Ross Lovich | 3 | 1 | - | - | 4 |
| 13 Jayson Jones | 1 | - | - | - | 1 |
| 4 Jack Wagner | 1 | - | - | - | 1 |
| TEAM | 63 | 14 | 2 | 0 | 79 |

| Multiple RBI Games | 2 | 3 | 4 | 5+ | Total |
|---------------------------|-----------|-----------|----------|-----------|--------------|
| 6 Ben McLaughlin | 4 | 4 | - | - | 8 |
| 3 Nolan Souza | 3 | 2 | 1 | 1 | 7 |
| 9 Wehiwa Aloy | 1 | 3 | 3 | - | 7 |
| 5 Kendall Diggs | 5 | 1 | - | - | 6 |
| 10 Peyton Stovall | 4 | 2 | - | - | 6 |
| 14 Ross Lovich | 3 | 1 | 1 | - | 5 |
| 12 Jared Sprague-Lott | 4 | 1 | - | - | 5 |
| 1 Ty Wilmsmeyer | 1 | 1 | - | 1 | 3 |
| 13 Jayson Jones | 2 | - | - | 1 | 3 |
| 19 Will Edmunson | 2 | - | - | - | 2 |
| 8 Hudson White | 2 | - | - | - | 2 |
| 4 Jack Wagner | 1 | - | - | - | 1 |
| 16 Hudson Polk | - | - | 1 | - | 1 |
| TEAM | 32 | 15 | 6 | 3 | 56 |

| Hitting Streaks | Longest | Current |
|------------------------|----------------|----------------|
| 9 Wehiwa Aloy | 14 | - |
| 5 Kendall Diggs | 11 | - |
| 12 Jared Sprague-Lott | 8 | 3 |
| 6 Ben McLaughlin | 7 | 1 |
| 10 Peyton Stovall | 6 | - |
| 3 Nolan Souza | 6 | - |
| 24 Peyton Holt | 5 | - |
| 19 Will Edmunson | 5 | - |
| 14 Ross Lovich | 4 | 1 |
| 8 Hudson White | 4 | - |
| 13 Jayson Jones | 4 | 1 |
| 4 Jack Wagner | 4 | 1 |
| 27 Ryder Helfrick | 3 | - |
| 1 Ty Wilmsmeyer | 3 | - |
| 16 Hudson Polk | 2 | - |
| 44 Parker Rowland | 2 | 1 |

| Reached Base Streaks | Longest | Current |
|-----------------------------|----------------|----------------|
| 9 Wehiwa Aloy | 25 | 25 |
| 10 Peyton Stovall | 20 | - |
| 6 Ben McLaughlin | 13 | 1 |
| 5 Kendall Diggs | 12 | - |
| 12 Jared Sprague-Lott | 11 | 11 |
| 3 Nolan Souza | 11 | - |
| 1 Ty Wilmsmeyer | 7 | - |
| 13 Jayson Jones | 7 | 1 |
| 14 Ross Lovich | 7 | 7 |
| 24 Peyton Holt | 5 | - |
| 19 Will Edmunson | 5 | - |
| 44 Parker Rowland | 5 | 1 |
| 27 Ryder Helfrick | 5 | - |
| 8 Hudson White | 5 | - |
| 4 Jack Wagner | 4 | 1 |
| 16 Hudson Polk | 2 | - |

**Starting Lineup By Position
(Team W-L record when starter)**

| | | |
|---------------------------|----|--------|
| PITCHER: | | |
| 33 Hagen Smith | 9 | (9-0) |
| 21 Mason Molina | 9 | (6-3) |
| 25 Brady Tygart | 9 | (7-2) |
| 38 Colin Fisher | 6 | (6-0) |
| 40 Ben Bybee | 2 | (2-0) |
| CATCHER: | | |
| 8 Hudson White | 17 | (14-3) |
| 27 Ryder Helfrick | 11 | (9-2) |
| 44 Parker Rowland | 6 | (6-0) |
| 16 Hudson Polk | 1 | (1-0) |
| FIRST BASE: | | |
| 6 Ben McLaughlin | 33 | (29-4) |
| 4 Jack Wagner | 2 | (1-1) |
| SECOND BASE: | | |
| 10 Peyton Stovall | 20 | (17-3) |
| 3 Nolan Souza | 8 | (7-1) |
| 24 Peyton Holt | 7 | (6-1) |
| THIRD BASE: | | |
| 12 Jared Sprague-Lot | 26 | (22-4) |
| 24 Peyton Holt | 7 | (6-1) |
| 3 Nolan Souza | 2 | (2-0) |
| SHORTSTOP: | | |
| 9 Wehiwa Aloy | 35 | (30-5) |
| LEFT FIELD: | | |
| 14 Ross Lovich | 13 | (12-1) |
| 13 Jayson Jones | 12 | (11-1) |
| 19 Will Edmunson | 8 | (7-1) |
| 24 Peyton Holt | 2 | (0-2) |
| CENTER FIELD: | | |
| 1 Ty Wilmsmeyer | 25 | (20-5) |
| 19 Will Edmunson | 8 | (8-0) |
| 14 Ross Lovich | 2 | (2-0) |
| RIGHT FIELD: | | |
| 5 Kendall Diggs | 33 | (28-5) |
| 14 Ross Lovich | 1 | (1-0) |
| 24 Peyton Holt | 1 | (1-0) |
| DESIGNATED HITTER: | | |
| 3 Nolan Souza | 11 | (9-2) |
| 8 Hudson White | 6 | (5-1) |
| 4 Jack Wagner | 5 | (5-0) |
| 16 Hudson Polk | 4 | (4-0) |
| 10 Peyton Stovall | 3 | (3-0) |
| 6 Ben McLaughlin | 2 | (1-1) |
| 27 Ryder Helfrick | 2 | (1-1) |
| 14 Ross Lovich | 1 | (1-0) |
| 5 Kendall Diggs | 1 | (1-0) |

**Starting Lineup By Lineup Spot
(Team W-L record when starter)**

| | | |
|----------------------|----|--------|
| LEADOFF: | | |
| 10 Peyton Stovall | 19 | (17-2) |
| 19 Will Edmunson | 5 | (5-0) |
| 5 Kendall Diggs | 4 | (2-2) |
| 8 Hudson White | 4 | (3-1) |
| 14 Ross Lovich | 3 | (3-0) |
| 2ND SPOT: | | |
| 5 Kendall Diggs | 12 | (10-2) |
| 9 Wehiwa Aloy | 10 | (9-1) |
| 6 Ben McLaughlin | 6 | (6-0) |
| 8 Hudson White | 3 | (2-1) |
| 10 Peyton Stovall | 3 | (2-1) |
| 3 Nolan Souza | 1 | (1-0) |
| 3RD SPOT: | | |
| 9 Wehiwa Aloy | 17 | (15-2) |
| 6 Ben McLaughlin | 10 | (9-1) |
| 5 Kendall Diggs | 5 | (5-0) |
| 12 Jared Sprague-Lot | 3 | (1-2) |
| CLEANUP: | | |
| 6 Ben McLaughlin | 14 | (10-4) |
| 5 Kendall Diggs | 7 | (7-0) |
| 9 Wehiwa Aloy | 4 | (3-1) |
| 12 Jared Sprague-Lot | 4 | (4-0) |
| 8 Hudson White | 2 | (2-0) |
| 16 Hudson Polk | 2 | (2-0) |
| 4 Jack Wagner | 1 | (1-0) |
| 24 Peyton Holt | 1 | (1-0) |
| 5TH SPOT: | | |
| 12 Jared Sprague-Lot | 6 | (6-0) |
| 6 Ben McLaughlin | 5 | (5-0) |
| 5 Kendall Diggs | 5 | (5-0) |
| 14 Ross Lovich | 4 | (4-0) |
| 27 Ryder Helfrick | 4 | (2-2) |
| 4 Jack Wagner | 3 | (2-1) |
| 8 Hudson White | 2 | (1-1) |
| 24 Peyton Holt | 2 | (2-0) |
| 9 Wehiwa Aloy | 2 | (1-1) |
| 3 Nolan Souza | 2 | (2-0) |
| 6TH SPOT: | | |
| 12 Jared Sprague-Lot | 7 | (7-0) |
| 13 Jayson Jones | 6 | (5-1) |
| 24 Peyton Holt | 6 | (5-1) |
| 14 Ross Lovich | 6 | (5-1) |
| 16 Hudson Polk | 3 | (3-0) |
| 4 Jack Wagner | 2 | (2-0) |
| 3 Nolan Souza | 2 | (0-2) |
| 9 Wehiwa Aloy | 1 | (1-0) |
| 8 Hudson White | 1 | (1-0) |
| 10 Peyton Stovall | 1 | (1-0) |
| 7TH SPOT: | | |
| 3 Nolan Souza | 10 | (10-0) |
| 8 Hudson White | 5 | (5-0) |
| 24 Peyton Holt | 5 | (2-3) |
| 13 Jayson Jones | 4 | (4-0) |
| 19 Will Edmunson | 3 | (3-0) |
| 14 Ross Lovich | 3 | (3-0) |
| 12 Jared Sprague-Lot | 2 | (1-1) |
| 5 Kendall Diggs | 1 | (0-1) |
| 27 Ryder Helfrick | 1 | (1-0) |
| 9 Wehiwa Aloy | 1 | (1-0) |
| 8TH SPOT: | | |
| 3 Nolan Souza | 6 | (5-1) |
| 19 Will Edmunson | 6 | (5-1) |
| 8 Hudson White | 5 | (4-1) |
| 12 Jared Sprague-Lot | 4 | (3-1) |



STARTERS SUMMARY

| Player | GS | Position | | | | | | | | | | Batting Order | | | | | | | | | | | | | |
|-------------------|----|----------|----|----|----|----|----|----|----|----|----|---------------|-----|-----|-----|-----|-----|-----|-----|-----|-----|---|---|---|----|
| | | p | c | 1b | 2b | 3b | ss | lf | cf | rf | of | dh | 1st | 2nd | 3rd | 4th | 5th | 6th | 7th | 8th | 9th | | | | |
| 6 Ben McLaughlin | 35 | . | . | 33 | . | . | . | . | . | . | . | . | . | . | 2 | . | . | 6 | 10 | 14 | 5 | . | . | . | . |
| 9 Wehiwa Aloy | 35 | . | . | . | . | . | 35 | . | . | . | . | . | . | . | . | . | . | 10 | 17 | 4 | 2 | 1 | 1 | . | . |
| 5 Kendall Diggs | 34 | . | . | . | . | . | . | . | . | 33 | . | . | . | . | 1 | 4 | 12 | 5 | 7 | 5 | . | 1 | . | . | . |
| 12 Jared Sprague- | 26 | . | . | . | . | 26 | . | . | . | . | . | . | . | . | . | . | . | 3 | 4 | 6 | 7 | 2 | 4 | . | . |
| 1 Ty Wilmsmeyer | 25 | . | . | . | . | . | . | . | 25 | . | . | . | . | . | . | . | . | . | . | . | . | . | . | . | 25 |
| 8 Hudson White | 23 | . | 17 | . | . | . | . | . | . | . | . | . | . | . | 6 | 4 | 3 | . | 2 | 2 | 1 | 5 | 5 | 1 | . |
| 10 Peyton Stovall | 23 | . | . | . | 20 | . | . | . | . | . | . | . | . | . | 3 | 19 | 3 | . | . | . | 1 | . | . | . | . |
| 3 Nolan Souza | 21 | . | . | . | 8 | 2 | . | . | . | . | . | . | . | 11 | . | 1 | . | . | 2 | 2 | 10 | 6 | . | . | . |
| 14 Ross Lovich | 17 | . | . | . | . | . | . | 13 | 2 | 1 | . | 1 | . | . | 3 | . | . | . | 4 | 6 | 3 | 1 | . | . | . |
| 24 Peyton Holt | 17 | . | . | . | 7 | 7 | . | 2 | . | 1 | . | . | . | . | . | . | . | 1 | 2 | 6 | 5 | 2 | 1 | . | . |
| 19 Will Edmunson | 16 | . | . | . | . | . | . | 8 | 8 | . | . | . | . | . | 5 | . | . | . | . | . | . | 3 | 6 | 2 | . |
| 27 Ryder Helfrick | 13 | . | 11 | . | . | . | . | . | . | . | . | . | . | . | . | . | . | . | 4 | . | 1 | 4 | 4 | . | . |
| 13 Jayson Jones | 12 | . | . | . | . | . | . | 12 | . | . | . | . | . | . | . | . | . | . | . | . | 6 | 4 | 2 | . | . |
| 25 Brady Tygart | 9 | 9 | . | . | . | . | . | . | . | . | . | . | . | . | . | . | . | . | . | . | . | . | . | . | . |
| 33 Hagen Smith | 9 | 9 | . | . | . | . | . | . | . | . | . | . | . | . | . | . | . | . | . | . | . | . | . | . | . |
| 21 Mason Molina | 9 | 9 | . | . | . | . | . | . | . | . | . | . | . | . | . | . | . | . | . | . | . | . | . | . | . |
| 4 Jack Wagner | 7 | . | . | 2 | . | . | . | . | . | . | . | . | . | 5 | . | . | . | 1 | 3 | 2 | . | 1 | . | . | . |
| 38 Colin Fisher | 6 | 6 | . | . | . | . | . | . | . | . | . | . | . | . | . | . | . | . | . | . | . | . | . | . | . |
| 44 Parker Rowlan | 6 | . | 6 | . | . | . | . | . | . | . | . | . | . | . | . | . | . | . | . | . | . | . | 4 | 2 | . |
| 16 Hudson Polk | 5 | . | 1 | . | . | . | . | . | . | . | . | . | . | 4 | . | . | . | 2 | . | 3 | . | . | . | . | . |
| 40 Ben Bybee | 2 | 2 | . | . | . | . | . | . | . | . | . | . | . | . | . | . | . | . | . | . | . | . | . | . | . |



#9 Wehiwa Aloy - 35 games (All games)

| Date | Opponent | Pos | AB | R | H | RBI | 2B | 3B | HR | BB | SB | CS | HBP | SAC | SF | GDP | K | PO | A | E | Avg |
|--------|-------------------|------|-----|----|----|-----|----|----|----|----|----|----|-----|-----|----|-----|----|----|----|---|------|
| Feb 16 | JAMES MADISON | *ss | 3 | 1 | 0 | 0 | 0 | 0 | 0 | 1 | 0 | 0 | 0 | 0 | 0 | 0 | 2 | 2 | 4 | 0 | .000 |
| Feb 17 | JAMES MADISON | *ss | 5 | 1 | 1 | 2 | 0 | 0 | 0 | 1 | 0 | 0 | 0 | 0 | 0 | 1 | 2 | 0 | 1 | 0 | .125 |
| Feb 18 | JAMES MADISON | *ss | 5 | 1 | 2 | 1 | 1 | 0 | 0 | 0 | 0 | 0 | 0 | 0 | 0 | 0 | 1 | 0 | 2 | 0 | .231 |
| Feb 19 | JAMES MADISON | *ss | 4 | 0 | 2 | 1 | 0 | 0 | 0 | 0 | 0 | 0 | 0 | 0 | 0 | 0 | 0 | 1 | 2 | 0 | .294 |
| Feb 23 | vs Oregon State | *ss | 3 | 1 | 0 | 0 | 0 | 0 | 0 | 0 | 0 | 1 | 0 | 0 | 0 | 0 | 2 | 1 | 0 | 0 | .250 |
| Feb 24 | vs Oklahoma State | *ss | 7 | 0 | 0 | 0 | 0 | 0 | 0 | 0 | 0 | 0 | 0 | 0 | 0 | 0 | 3 | 1 | 2 | 0 | .185 |
| Feb 25 | vs Michigan | *ss | 3 | 1 | 0 | 0 | 0 | 0 | 0 | 0 | 1 | 0 | 1 | 0 | 0 | 0 | 1 | 4 | 2 | 0 | .167 |
| Feb 27 | GRAMBLING | *ss | 3 | 1 | 1 | 0 | 1 | 0 | 0 | 0 | 0 | 0 | 0 | 0 | 0 | 0 | 0 | 0 | 0 | 0 | .182 |
| Mar 01 | MURRAY STATE | *ss | 4 | 1 | 2 | 0 | 0 | 0 | 0 | 0 | 0 | 0 | 0 | 0 | 0 | 0 | 0 | 1 | 1 | 0 | .216 |
| Mar 02 | MURRAY STATE | *ss | 5 | 1 | 0 | 0 | 0 | 0 | 0 | 0 | 0 | 0 | 0 | 0 | 0 | 0 | 0 | 0 | 1 | 1 | .190 |
| Mar 03 | MURRAY STATE | *ss | 3 | 0 | 1 | 0 | 0 | 0 | 0 | 1 | 0 | 0 | 0 | 0 | 0 | 1 | 0 | 1 | 1 | 0 | .200 |
| Mar 05 | UCA | *ss | 5 | 1 | 1 | 4 | 0 | 0 | 1 | 0 | 0 | 0 | 0 | 0 | 0 | 0 | 0 | 0 | 1 | 0 | .200 |
| Mar 09 | MCNEESE-1 | *ss | 4 | 0 | 1 | 1 | 0 | 0 | 0 | 0 | 0 | 0 | 0 | 0 | 0 | 1 | 2 | 1 | 0 | 0 | .204 |
| Mar 09 | MCNEESE-2 | *ss | 3 | 1 | 2 | 4 | 0 | 0 | 1 | 0 | 1 | 0 | 1 | 0 | 0 | 0 | 1 | 0 | 2 | 0 | .228 |
| Mar 10 | MCNEESE | *ss | 4 | 2 | 1 | 1 | 0 | 0 | 0 | 1 | 0 | 0 | 0 | 0 | 0 | 0 | 1 | 0 | 0 | 0 | .230 |
| Mar 12 | ORAL ROBERTS | *ss | 3 | 0 | 1 | 1 | 0 | 0 | 0 | 1 | 0 | 0 | 0 | 0 | 0 | 0 | 0 | 1 | 4 | 0 | .234 |
| Mar 15 | MISSOURI | *ss | 3 | 1 | 0 | 0 | 0 | 0 | 0 | 1 | 0 | 0 | 0 | 0 | 0 | 0 | 0 | 0 | 1 | 0 | .224 |
| Mar 16 | MISSOURI | *ss | 4 | 1 | 1 | 1 | 0 | 0 | 1 | 0 | 0 | 0 | 0 | 0 | 0 | 0 | 1 | 3 | 2 | 0 | .225 |
| Mar 17 | MISSOURI | *ss | 3 | 0 | 2 | 3 | 0 | 0 | 0 | 1 | 0 | 0 | 0 | 0 | 1 | 0 | 0 | 0 | 5 | 0 | .243 |
| Mar 21 | at Auburn | *ss | 2 | 1 | 1 | 1 | 0 | 0 | 1 | 1 | 0 | 0 | 1 | 0 | 0 | 0 | 0 | 0 | 0 | 0 | .250 |
| Mar 22 | at Auburn | *ss | 4 | 1 | 1 | 0 | 0 | 0 | 0 | 0 | 0 | 0 | 1 | 0 | 0 | 0 | 1 | 1 | 2 | 0 | .250 |
| Mar 23 | at Auburn | *ss | 5 | 0 | 1 | 0 | 0 | 0 | 0 | 0 | 0 | 0 | 0 | 0 | 0 | 0 | 0 | 2 | 2 | 0 | .247 |
| Mar 26 | LITTLE ROCK | *ss | 3 | 2 | 3 | 4 | 0 | 0 | 1 | 1 | 1 | 0 | 0 | 0 | 0 | 0 | 0 | 0 | 1 | 0 | .273 |
| Mar 28 | LSU | *ss | 2 | 1 | 1 | 0 | 0 | 0 | 0 | 3 | 1 | 0 | 0 | 0 | 0 | 0 | 1 | 0 | 2 | 0 | .278 |
| Mar 29 | LSU | *ss | 5 | 0 | 1 | 0 | 0 | 0 | 0 | 0 | 0 | 0 | 0 | 0 | 0 | 0 | 2 | 1 | 2 | 0 | .274 |
| Mar 30 | LSU | *ss | 4 | 1 | 1 | 1 | 0 | 0 | 1 | 1 | 1 | 0 | 0 | 0 | 0 | 0 | 1 | 0 | 2 | 0 | .273 |
| Apr 02 | ARKANSAS STAT | *ss | 2 | 1 | 1 | 1 | 0 | 0 | 0 | 1 | 0 | 0 | 1 | 0 | 0 | 0 | 0 | 0 | 2 | 0 | .277 |
| Apr 04 | OLE MISS | *ss | 4 | 2 | 2 | 3 | 0 | 0 | 1 | 0 | 0 | 0 | 0 | 0 | 0 | 1 | 0 | 1 | 2 | 0 | .286 |
| Apr 05 | OLE MISS | *ss | 3 | 2 | 1 | 3 | 0 | 0 | 1 | 1 | 0 | 0 | 0 | 0 | 1 | 0 | 2 | 1 | 2 | 1 | .287 |
| Apr 06 | OLE MISS | *ss | 4 | 1 | 2 | 0 | 0 | 0 | 0 | 1 | 1 | 0 | 0 | 0 | 0 | 0 | 2 | 0 | 1 | 1 | .295 |
| Apr 09 | SAN JOSE STATE | *ss | 5 | 1 | 2 | 1 | 0 | 0 | 1 | 0 | 0 | 0 | 0 | 0 | 0 | 1 | 0 | 0 | 2 | 0 | .299 |
| Apr 10 | SAN JOSE STATE | *ss | 2 | 1 | 0 | 1 | 0 | 0 | 0 | 2 | 0 | 0 | 0 | 0 | 1 | 0 | 1 | 1 | 3 | 0 | .294 |
| Apr 12 | at Alabama | *ss | 4 | 1 | 1 | 0 | 0 | 0 | 0 | 1 | 0 | 0 | 0 | 0 | 0 | 0 | 2 | 2 | 0 | 0 | .293 |
| Apr 13 | at Alabama | *ss | 4 | 0 | 0 | 0 | 0 | 0 | 0 | 1 | 0 | 0 | 0 | 0 | 0 | 0 | 2 | 1 | 4 | 0 | .283 |
| Apr 14 | at Alabama | *ss | 2 | 0 | 0 | 0 | 0 | 0 | 0 | 2 | 0 | 0 | 0 | 0 | 0 | 0 | 0 | 1 | 3 | 0 | .279 |
| Totals | | 35gs | 129 | 29 | 36 | 34 | 2 | 0 | 9 | 22 | 6 | 0 | 6 | 0 | 3 | 5 | 30 | 27 | 61 | 3 | .279 |

On base pct. .400 • Slugging pct. .504

#40 Ben Bybee - 3 appearances (All games)

| Date | Opponent | GS | IP | H | R | ER | BB | SO | 2B | 3B | HR | WP | BK | HBP | IBB | Score | W-L | Sv | ERA | NP |
|--------|----------------|----|-----|---|---|----|----|----|----|----|----|----|----|-----|-----|-------|-----|----|------|----|
| Mar 26 | LITTLE ROCK | * | 3.0 | 1 | 0 | 0 | 0 | 5 | 0 | 0 | 0 | 0 | 0 | 0 | 0 | 11-0 | 1-0 | 0 | 0.00 | 49 |
| Apr 02 | ARKANSAS STAT | * | 1.0 | 1 | 0 | 0 | 1 | 2 | 0 | 0 | 0 | 0 | 0 | 0 | 0 | 13-0 | 1-0 | 0 | 0.00 | 29 |
| Apr 09 | SAN JOSE STATE | * | 5.0 | 2 | 1 | 1 | 0 | 4 | 0 | 0 | 1 | 0 | 0 | 0 | 0 | 5-1 | 2-0 | 0 | 1.00 | 55 |
| Totals | | 2 | 9.0 | 4 | 1 | 1 | 1 | 11 | 0 | 0 | 1 | 0 | 0 | 0 | 0 | 29-1 | 2-0 | 0 | 1.00 | - |

#31 Dylan Carter - 4 appearances (All games)

| Date | Opponent | GS | IP | H | R | ER | BB | SO | 2B | 3B | HR | WP | BK | HBP | IBB | Score | W-L | Sv | ERA | NP |
|--------|---------------|----|-----|---|---|----|----|----|----|----|----|----|----|-----|-----|-------|-----|----|------|----|
| Mar 10 | MCNEESE | | 0.2 | 0 | 0 | 0 | 0 | 0 | 0 | 0 | 0 | 0 | 0 | 0 | 0 | 18-5 | 0-0 | 0 | 0.00 | 7 |
| Mar 12 | ORAL ROBERTS | | 0.2 | 2 | 1 | 1 | 0 | 0 | 1 | 0 | 0 | 0 | 0 | 0 | 0 | 4-2 | 0-0 | 0 | 6.75 | 15 |
| Mar 26 | LITTLE ROCK | | 2.0 | 0 | 0 | 0 | 0 | 0 | 0 | 0 | 0 | 0 | 0 | 0 | 0 | 11-0 | 0-0 | 0 | 2.70 | 20 |
| Apr 02 | ARKANSAS STAT | | 1.0 | 0 | 0 | 0 | 1 | 2 | 0 | 0 | 0 | 0 | 0 | 0 | 0 | 13-0 | 0-0 | 0 | 2.08 | 20 |
| Totals | | 0 | 4.1 | 2 | 1 | 1 | 1 | 2 | 1 | 0 | 0 | 0 | 0 | 0 | 0 | 46-7 | 0-0 | 0 | 2.08 | - |

#36 Parker Coil - 2 games (All games)

| Date | Opponent | Pos | AB | R | H | RBI | 2B | 3B | HR | BB | SB | CS | HBP | SAC | SF | GDP | K | PO | A | E | Avg |
|--------|---------------|-----|----|---|---|-----|----|----|----|----|----|----|-----|-----|----|-----|---|----|---|---|------|
| Feb 17 | JAMES MADISON | p | 0 | 0 | 0 | 0 | 0 | 0 | 0 | 0 | 0 | 0 | 0 | 0 | 0 | 0 | 0 | 0 | 1 | 0 | .000 |
| Feb 27 | GRAMBLING | p | 0 | 0 | 0 | 0 | 0 | 0 | 0 | 0 | 0 | 0 | 0 | 0 | 0 | 0 | 0 | 0 | 1 | 0 | .000 |
| Totals | | 0gs | 0 | 0 | 0 | 0 | 0 | 0 | 0 | 0 | 0 | 0 | 0 | 0 | 0 | 0 | 0 | 0 | 2 | 0 | .000 |

On base pct. .000 • Slugging pct. .000



INDIVIDUAL GAME-BY-GAME

#36 Parker Coil - 6 appearances (All games)

| Date | Opponent | GS | IP | H | R | ER | BB | SO | 2B | 3B | HR | WP | BK | HBP | IBB | Score | W-L | Sv | ERA | NP |
|--------|----------------|----|-----|----|---|----|----|----|----|----|----|----|----|-----|-----|-------|-----|----|-------|----|
| Feb 17 | JAMES MADISON | | 0.2 | 4 | 4 | 4 | 1 | 1 | 0 | 0 | 0 | 0 | 0 | 0 | 0 | 15-5 | 0-0 | 0 | 54.00 | 24 |
| Feb 27 | GRAMBLING | | 2.0 | 1 | 0 | 0 | 0 | 1 | 0 | 0 | 0 | 0 | 0 | 0 | 0 | 21-1 | 0-0 | 0 | 13.50 | 23 |
| Mar 09 | MCNEESE-2 | | 1.1 | 4 | 1 | 1 | 0 | 3 | 0 | 0 | 0 | 0 | 0 | 0 | 0 | 11-1 | 0-0 | 0 | 11.25 | 35 |
| Apr 02 | ARKANSAS STAT | | 0.1 | 0 | 0 | 0 | 0 | 1 | 0 | 0 | 0 | 0 | 0 | 0 | 0 | 13-0 | 0-0 | 0 | 10.38 | 4 |
| Apr 06 | OLE MISS | | 0.2 | 2 | 1 | 1 | 0 | 2 | 1 | 0 | 0 | 0 | 0 | 0 | 0 | 7-4 | 0-0 | 0 | 10.80 | 12 |
| Apr 10 | SAN JOSE STATE | | 2.0 | 3 | 2 | 2 | 0 | 2 | 0 | 0 | 1 | 0 | 0 | 0 | 0 | 8-2 | 0-0 | 0 | 10.29 | 28 |
| Totals | | 0 | 7.0 | 14 | 8 | 8 | 1 | 10 | 1 | 0 | 1 | 0 | 0 | 0 | 0 | 75-13 | 0-0 | 0 | 10.29 | - |

#32 Hunter Dietz - 2 appearances (All games)

| Date | Opponent | GS | IP | H | R | ER | BB | SO | 2B | 3B | HR | WP | BK | HBP | IBB | Score | W-L | Sv | ERA | NP |
|--------|----------------|----|-----|---|---|----|----|----|----|----|----|----|----|-----|-----|-------|-----|----|------|----|
| Mar 30 | LSU | | 0.2 | 1 | 0 | 0 | 1 | 1 | 0 | 0 | 0 | 0 | 0 | 1 | 0 | 7-5 | 0-0 | 0 | 0.00 | 20 |
| Apr 09 | SAN JOSE STATE | | 0.1 | 0 | 0 | 0 | 1 | 1 | 0 | 0 | 0 | 0 | 0 | 0 | 0 | 5-1 | 0-0 | 0 | 0.00 | 8 |
| Totals | | 0 | 1.0 | 1 | 0 | 0 | 2 | 2 | 0 | 0 | 0 | 0 | 0 | 1 | 0 | 12-6 | 0-0 | 0 | 0.00 | - |

#5 Kendall Diggs - 34 games (All games)

| Date | Opponent | Pos | AB | R | H | RBI | 2B | 3B | HR | BB | SB | CS | HBP | SAC | SF | GDP | K | PO | A | E | Avg |
|--------|-------------------|------|-----|----|----|-----|----|----|----|----|----|----|-----|-----|----|-----|----|----|---|---|------|
| Feb 16 | JAMES MADISON | *of | 4 | 1 | 2 | 0 | 1 | 0 | 0 | 0 | 0 | 0 | 0 | 0 | 0 | 0 | 0 | 0 | 0 | 0 | .500 |
| Feb 17 | JAMES MADISON | *of | 3 | 0 | 1 | 2 | 0 | 0 | 0 | 3 | 0 | 0 | 0 | 0 | 0 | 0 | 1 | 2 | 0 | 0 | .429 |
| Feb 18 | JAMES MADISON | *of | 5 | 1 | 2 | 0 | 2 | 0 | 0 | 0 | 0 | 0 | 0 | 0 | 0 | 0 | 0 | 1 | 1 | 0 | .417 |
| Feb 19 | JAMES MADISON | *of | 3 | 1 | 1 | 0 | 0 | 0 | 0 | 1 | 0 | 0 | 0 | 0 | 0 | 0 | 0 | 3 | 0 | 0 | .400 |
| Feb 23 | vs Oregon State | *of | 2 | 1 | 1 | 0 | 0 | 0 | 0 | 2 | 0 | 0 | 0 | 0 | 0 | 0 | 1 | 0 | 0 | 0 | .412 |
| Feb 24 | vs Oklahoma State | *of | 6 | 0 | 2 | 1 | 0 | 0 | 0 | 1 | 0 | 0 | 0 | 0 | 0 | 0 | 1 | 4 | 0 | 0 | .391 |
| Feb 25 | vs Michigan | *dh | 4 | 1 | 1 | 1 | 1 | 0 | 0 | 1 | 0 | 0 | 0 | 0 | 0 | 0 | 0 | 0 | 0 | 0 | .370 |
| Feb 27 | GRAMBLING | *of | 3 | 1 | 2 | 2 | 1 | 0 | 0 | 0 | 0 | 0 | 0 | 0 | 0 | 0 | 0 | 0 | 0 | 0 | .400 |
| Mar 01 | MURRAY STATE | *of | 4 | 1 | 1 | 0 | 0 | 0 | 0 | 0 | 1 | 0 | 0 | 0 | 0 | 0 | 0 | 0 | 0 | 0 | .382 |
| Mar 02 | MURRAY STATE | *of | 3 | 1 | 1 | 1 | 0 | 0 | 1 | 2 | 0 | 0 | 0 | 0 | 0 | 0 | 2 | 2 | 0 | 0 | .378 |
| Mar 03 | MURRAY STATE | *of | 3 | 0 | 1 | 1 | 0 | 0 | 0 | 0 | 0 | 0 | 0 | 0 | 1 | 0 | 0 | 1 | 0 | 1 | .375 |
| Mar 05 | UCA | *of | 2 | 1 | 0 | 0 | 0 | 0 | 0 | 2 | 0 | 0 | 0 | 0 | 0 | 0 | 0 | 1 | 2 | 0 | .357 |
| Mar 09 | MCNEESE-1 | *of | 4 | 0 | 0 | 0 | 0 | 0 | 0 | 0 | 0 | 0 | 0 | 0 | 0 | 0 | 2 | 1 | 1 | 0 | .326 |
| Mar 09 | MCNEESE-2 | *of | 5 | 2 | 2 | 1 | 1 | 0 | 1 | 0 | 1 | 0 | 0 | 0 | 0 | 0 | 2 | 1 | 0 | 0 | .333 |
| Mar 10 | MCNEESE | *of | 3 | 2 | 2 | 2 | 0 | 0 | 0 | 2 | 0 | 0 | 0 | 0 | 0 | 0 | 0 | 1 | 0 | 0 | .352 |
| Mar 12 | ORAL ROBERTS | *of | 4 | 1 | 1 | 1 | 0 | 0 | 1 | 0 | 0 | 0 | 0 | 0 | 0 | 0 | 0 | 1 | 2 | 0 | .345 |
| Mar 15 | MISSOURI | *of | 4 | 2 | 2 | 2 | 0 | 0 | 1 | 0 | 0 | 0 | 0 | 0 | 0 | 0 | 0 | 0 | 0 | 0 | .355 |
| Mar 16 | MISSOURI | *of | 4 | 1 | 1 | 1 | 0 | 0 | 1 | 0 | 0 | 0 | 0 | 0 | 0 | 0 | 2 | 1 | 0 | 0 | .348 |
| Mar 17 | MISSOURI | *of | 4 | 1 | 1 | 1 | 1 | 0 | 0 | 1 | 0 | 0 | 0 | 0 | 0 | 0 | 0 | 1 | 3 | 0 | .343 |
| Mar 21 | at Auburn | *of | 4 | 0 | 0 | 0 | 0 | 0 | 0 | 0 | 0 | 0 | 0 | 0 | 0 | 0 | 3 | 0 | 0 | 0 | .324 |
| Mar 22 | at Auburn | *of | 5 | 1 | 0 | 0 | 0 | 0 | 0 | 0 | 0 | 0 | 0 | 0 | 0 | 0 | 1 | 2 | 1 | 0 | .304 |
| Mar 23 | at Auburn | *of | 5 | 0 | 2 | 2 | 1 | 1 | 0 | 0 | 0 | 0 | 0 | 0 | 0 | 0 | 0 | 2 | 0 | 0 | .310 |
| Mar 26 | LITTLE ROCK | *of | 2 | 0 | 0 | 0 | 0 | 0 | 0 | 2 | 0 | 0 | 0 | 0 | 0 | 0 | 1 | 0 | 0 | 0 | .302 |
| Mar 28 | LSU | *of | 5 | 1 | 1 | 3 | 0 | 0 | 1 | 0 | 0 | 0 | 0 | 0 | 0 | 0 | 2 | 1 | 0 | 0 | .297 |
| Mar 29 | LSU | *of | 4 | 0 | 1 | 0 | 0 | 0 | 0 | 1 | 0 | 0 | 0 | 0 | 0 | 0 | 0 | 0 | 0 | 0 | .295 |
| Mar 30 | LSU | *of | 2 | 0 | 0 | 0 | 0 | 0 | 0 | 2 | 0 | 1 | 0 | 0 | 0 | 0 | 0 | 2 | 0 | 0 | .289 |
| Apr 02 | ARKANSAS STAT | *of | 3 | 1 | 0 | 0 | 0 | 0 | 0 | 1 | 0 | 0 | 0 | 0 | 0 | 0 | 1 | 2 | 0 | 0 | .280 |
| Apr 04 | OLE MISS | *of | 3 | 0 | 0 | 0 | 0 | 0 | 0 | 1 | 0 | 0 | 0 | 0 | 0 | 0 | 1 | 0 | 0 | 0 | .272 |
| Apr 05 | OLE MISS | *of | 4 | 1 | 1 | 1 | 0 | 0 | 0 | 1 | 0 | 1 | 0 | 0 | 0 | 0 | 2 | 1 | 0 | 0 | .271 |
| Apr 06 | OLE MISS | *of | 5 | 1 | 3 | 0 | 0 | 0 | 0 | 0 | 0 | 0 | 0 | 0 | 0 | 0 | 1 | 0 | 0 | 0 | .286 |
| Apr 10 | SAN JOSE STATE | *of | 4 | 1 | 1 | 0 | 0 | 0 | 0 | 1 | 0 | 0 | 0 | 0 | 0 | 0 | 0 | 0 | 0 | 0 | .284 |
| Apr 12 | at Alabama | *of | 5 | 1 | 1 | 0 | 0 | 0 | 0 | 0 | 0 | 0 | 0 | 0 | 0 | 0 | 1 | 2 | 0 | 0 | .281 |
| Apr 13 | at Alabama | *of | 4 | 0 | 0 | 0 | 0 | 0 | 0 | 0 | 1 | 0 | 0 | 0 | 0 | 0 | 1 | 2 | 0 | 0 | .272 |
| Apr 14 | at Alabama | *of | 4 | 0 | 0 | 0 | 0 | 0 | 0 | 0 | 0 | 0 | 0 | 0 | 0 | 0 | 1 | 3 | 0 | 0 | .264 |
| Totals | | 34gs | 129 | 25 | 34 | 22 | 8 | 1 | 6 | 24 | 3 | 2 | 0 | 0 | 1 | 0 | 29 | 41 | 3 | 1 | .264 |

On base pct. .377 • Slugging pct. .481

#48 Cooper Dossett - 1 game (All games)

| Date | Opponent | Pos | AB | R | H | RBI | 2B | 3B | HR | BB | SB | CS | HBP | SAC | SF | GDP | K | PO | A | E | Avg |
|--------|----------|-----|----|---|---|-----|----|----|----|----|----|----|-----|-----|----|-----|---|----|---|---|------|
| Mar 05 | UCA | p | 0 | 0 | 0 | 0 | 0 | 0 | 0 | 0 | 0 | 0 | 0 | 0 | 0 | 0 | 0 | 1 | 0 | 0 | .000 |
| Totals | | 0gs | 0 | 0 | 0 | 0 | 0 | 0 | 0 | 0 | 0 | 0 | 0 | 0 | 0 | 0 | 0 | 1 | 0 | 0 | .000 |

On base pct. .000 • Slugging pct. .000



#48 Cooper Dossett - 8 appearances (All games)

| Date | Opponent | GS | IP | H | R | ER | BB | SO | 2B | 3B | HR | WP | BK | HBP | IBB | Score | W-L | Sv | ERA | NP |
|--------|----------------|----|-----|---|---|----|----|----|----|----|----|----|----|-----|-----|-------|-----|----|------|----|
| Feb 27 | GRAMBLING | | 1.0 | 0 | 0 | 0 | 0 | 3 | 0 | 0 | 0 | 0 | 0 | 0 | 0 | 21-1 | 0-0 | 0 | 0.00 | 17 |
| Mar 02 | MURRAY STATE | | 1.0 | 0 | 0 | 0 | 0 | 2 | 0 | 0 | 0 | 0 | 0 | 0 | 0 | 11-1 | 0-0 | 0 | 0.00 | 10 |
| Mar 05 | UCA | | 1.1 | 0 | 2 | 2 | 1 | 1 | 0 | 0 | 0 | 0 | 0 | 1 | 0 | 9-7 | 0-0 | 0 | 5.40 | 29 |
| Mar 15 | MISSOURI | | 1.0 | 0 | 0 | 0 | 0 | 2 | 0 | 0 | 0 | 0 | 0 | 0 | 0 | 8-0 | 0-0 | 0 | 4.15 | 7 |
| Mar 22 | at Auburn | | 1.1 | 0 | 0 | 0 | 1 | 1 | 0 | 0 | 0 | 0 | 0 | 0 | 0 | 6-5 | 1-0 | 0 | 3.18 | 16 |
| Mar 23 | at Auburn | | 0.0 | 2 | 2 | 2 | 0 | 0 | 0 | 0 | 1 | 0 | 0 | 0 | 0 | 6-8 | 1-0 | 0 | 6.35 | 8 |
| Apr 02 | ARKANSAS STAT | | 0.2 | 0 | 0 | 0 | 0 | 2 | 0 | 0 | 0 | 0 | 0 | 0 | 0 | 13-0 | 1-0 | 0 | 5.68 | 10 |
| Apr 10 | SAN JOSE STATE | | 1.0 | 0 | 0 | 0 | 0 | 1 | 0 | 0 | 0 | 0 | 0 | 0 | 0 | 8-2 | 1-0 | 0 | 4.91 | 12 |
| Totals | | 0 | 7.1 | 2 | 4 | 4 | 2 | 12 | 0 | 0 | 1 | 0 | 0 | 1 | 0 | 82-24 | 1-0 | 0 | 4.91 | - |

#19 Will Edmunson - 25 games (All games)

| Date | Opponent | Pos | AB | R | H | RBI | 2B | 3B | HR | BB | SB | CS | HBP | SAC | SF | GDP | K | PO | A | E | Avg |
|--------|-------------------|--------|----|----|----|-----|----|----|----|----|----|----|-----|-----|----|-----|---|----|---|---|------|
| Feb 16 | JAMES MADISON | of | 1 | 0 | 0 | 0 | 0 | 0 | 0 | 0 | 1 | 0 | 0 | 0 | 0 | 0 | 0 | 0 | 0 | 0 | .000 |
| Feb 17 | JAMES MADISON | *of | 4 | 3 | 1 | 0 | 0 | 0 | 0 | 0 | 0 | 0 | 1 | 0 | 0 | 0 | 0 | 1 | 0 | 0 | .200 |
| Feb 24 | vs Oklahoma State | pr | 0 | 0 | 0 | 0 | 0 | 0 | 0 | 0 | 1 | 0 | 0 | 0 | 0 | 0 | 0 | 0 | 0 | 0 | .200 |
| Feb 25 | vs Michigan | *of | 3 | 1 | 0 | 1 | 0 | 0 | 0 | 1 | 0 | 0 | 1 | 0 | 0 | 1 | 1 | 0 | 0 | 0 | .125 |
| Feb 27 | GRAMBLING | *of | 4 | 3 | 2 | 1 | 1 | 0 | 0 | 2 | 0 | 0 | 0 | 0 | 0 | 1 | 0 | 0 | 0 | 0 | .250 |
| Mar 01 | MURRAY STATE | pr | 0 | 0 | 0 | 0 | 0 | 0 | 0 | 0 | 1 | 0 | 0 | 0 | 0 | 0 | 0 | 0 | 0 | 0 | .250 |
| Mar 02 | MURRAY STATE | *of | 4 | 0 | 2 | 1 | 0 | 0 | 0 | 1 | 0 | 1 | 0 | 0 | 0 | 0 | 1 | 1 | 0 | 0 | .312 |
| Mar 03 | MURRAY STATE | *of | 4 | 1 | 1 | 0 | 0 | 0 | 0 | 0 | 1 | 0 | 0 | 0 | 0 | 0 | 0 | 2 | 0 | 0 | .300 |
| Mar 05 | UCA | pr | 0 | 1 | 0 | 0 | 0 | 0 | 0 | 0 | 0 | 0 | 0 | 0 | 0 | 0 | 0 | 0 | 0 | 0 | .300 |
| Mar 09 | MCNEESE-1 | ph/of | 1 | 0 | 0 | 0 | 0 | 0 | 0 | 0 | 0 | 0 | 0 | 0 | 0 | 0 | 0 | 0 | 1 | 0 | .286 |
| Mar 09 | MCNEESE-2 | *of | 5 | 1 | 1 | 0 | 0 | 0 | 0 | 0 | 0 | 0 | 0 | 0 | 0 | 0 | 2 | 1 | 0 | 0 | .269 |
| Mar 12 | ORAL ROBERTS | pr | 0 | 0 | 0 | 0 | 0 | 0 | 0 | 0 | 0 | 0 | 0 | 0 | 0 | 0 | 0 | 0 | 0 | 0 | .269 |
| Mar 21 | at Auburn | of | 0 | 0 | 0 | 0 | 0 | 0 | 0 | 0 | 0 | 0 | 0 | 0 | 0 | 0 | 0 | 0 | 0 | 0 | .269 |
| Mar 22 | at Auburn | *of | 3 | 1 | 1 | 2 | 0 | 0 | 0 | 0 | 0 | 0 | 1 | 0 | 0 | 0 | 0 | 0 | 1 | 0 | .276 |
| Mar 23 | at Auburn | *of | 4 | 1 | 1 | 1 | 1 | 0 | 0 | 1 | 0 | 0 | 0 | 0 | 0 | 0 | 1 | 0 | 0 | 0 | .273 |
| Mar 26 | LITTLE ROCK | *of | 4 | 1 | 1 | 2 | 0 | 0 | 1 | 0 | 0 | 0 | 0 | 0 | 0 | 0 | 0 | 4 | 0 | 0 | .270 |
| Mar 28 | LSU | *of | 3 | 0 | 0 | 0 | 0 | 0 | 0 | 0 | 0 | 0 | 0 | 0 | 0 | 0 | 0 | 0 | 0 | 0 | .250 |
| Mar 29 | LSU | ph/of | 3 | 1 | 0 | 0 | 0 | 0 | 0 | 0 | 0 | 0 | 0 | 0 | 0 | 0 | 1 | 1 | 0 | 0 | .233 |
| Mar 30 | LSU | *of | 3 | 2 | 3 | 0 | 1 | 0 | 0 | 1 | 1 | 0 | 0 | 0 | 0 | 0 | 0 | 3 | 0 | 0 | .283 |
| Apr 02 | ARKANSAS STAT | *of | 3 | 2 | 2 | 0 | 1 | 0 | 0 | 1 | 0 | 0 | 0 | 0 | 0 | 0 | 0 | 1 | 0 | 0 | .306 |
| Apr 05 | OLE MISS | *of | 4 | 0 | 1 | 1 | 0 | 0 | 0 | 0 | 0 | 0 | 0 | 0 | 0 | 0 | 0 | 2 | 0 | 0 | .302 |
| Apr 09 | SAN JOSE STATE | *of/of | 3 | 1 | 1 | 0 | 0 | 0 | 0 | 1 | 0 | 0 | 0 | 0 | 0 | 0 | 0 | 0 | 0 | 0 | .304 |
| Apr 10 | SAN JOSE STATE | *of | 4 | 1 | 2 | 0 | 0 | 0 | 0 | 0 | 0 | 0 | 0 | 0 | 0 | 0 | 0 | 4 | 0 | 0 | .317 |
| Apr 12 | at Alabama | *of | 4 | 0 | 0 | 0 | 0 | 0 | 0 | 0 | 0 | 0 | 0 | 0 | 0 | 0 | 1 | 4 | 0 | 0 | .297 |
| Apr 14 | at Alabama | ph/of | 1 | 0 | 0 | 0 | 0 | 0 | 0 | 0 | 0 | 0 | 0 | 0 | 0 | 0 | 0 | 1 | 0 | 0 | .292 |
| Totals | | 16gs | 65 | 20 | 19 | 9 | 4 | 0 | 1 | 8 | 5 | 1 | 3 | 0 | 0 | 2 | 7 | 27 | 0 | 0 | .292 |

On base pct. .395 • Slugging pct. .400

#37 Jake Faherty - 1 game (All games)

| Date | Opponent | Pos | AB | R | H | RBI | 2B | 3B | HR | BB | SB | CS | HBP | SAC | SF | GDP | K | PO | A | E | Avg |
|--------|------------|-----|----|---|---|-----|----|----|----|----|----|----|-----|-----|----|-----|---|----|---|---|------|
| Apr 13 | at Alabama | p | 0 | 0 | 0 | 0 | 0 | 0 | 0 | 0 | 0 | 0 | 0 | 0 | 0 | 0 | 0 | 0 | 0 | 1 | .000 |
| Totals | | 0gs | 0 | 0 | 0 | 0 | 0 | 0 | 0 | 0 | 0 | 0 | 0 | 0 | 0 | 0 | 0 | 0 | 0 | 1 | .000 |

On base pct. .000 • Slugging pct. .000

#37 Jake Faherty - 8 appearances (All games)

| Date | Opponent | GS | IP | H | R | ER | BB | SO | 2B | 3B | HR | WP | BK | HBP | IBB | Score | W-L | Sv | ERA | NP |
|--------|-------------------|----|-----|---|---|----|----|----|----|----|----|----|----|-----|-----|-------|-----|----|------|----|
| Feb 18 | JAMES MADISON | | 1.0 | 1 | 1 | 0 | 0 | 1 | 0 | 0 | 0 | 0 | 0 | 0 | 0 | 3-7 | 0-0 | 0 | 0.00 | 20 |
| Feb 23 | vs Oregon State | | 0.2 | 0 | 0 | 0 | 0 | 2 | 0 | 0 | 0 | 1 | 0 | 0 | 0 | 5-4 | 0-0 | 1 | 0.00 | 10 |
| Feb 24 | vs Oklahoma State | | 0.1 | 1 | 1 | 1 | 2 | 1 | 1 | 0 | 0 | 0 | 0 | 1 | 0 | 1-2 | 0-0 | 1 | 4.50 | 20 |
| Mar 09 | MCNEESE-1 | | 0.1 | 1 | 0 | 0 | 2 | 1 | 0 | 0 | 0 | 0 | 0 | 0 | 0 | 3-1 | 0-0 | 1 | 3.86 | 21 |
| Apr 02 | ARKANSAS STAT | | 1.0 | 0 | 0 | 0 | 1 | 3 | 0 | 0 | 0 | 0 | 0 | 0 | 0 | 13-0 | 0-0 | 1 | 2.70 | 15 |
| Apr 06 | OLE MISS | | 0.2 | 0 | 0 | 0 | 0 | 1 | 0 | 0 | 0 | 0 | 0 | 0 | 0 | 7-4 | 0-0 | 1 | 2.25 | 5 |
| Apr 10 | SAN JOSE STATE | | 1.0 | 0 | 0 | 0 | 0 | 2 | 0 | 0 | 0 | 0 | 0 | 0 | 0 | 8-2 | 0-0 | 1 | 1.80 | 12 |
| Apr 13 | at Alabama | | 0.0 | 0 | 0 | 0 | 0 | 0 | 0 | 0 | 0 | 0 | 0 | 0 | 0 | 3-4 | 0-0 | 1 | 1.80 | 3 |
| Totals | | 0 | 5.0 | 3 | 2 | 1 | 5 | 11 | 1 | 0 | 0 | 1 | 0 | 1 | 0 | 43-24 | 0-0 | 1 | 1.80 | - |



INDIVIDUAL GAME-BY-GAME

#38 Colin Fisher - 6 games (All games)

| Date | Opponent | Pos | AB | R | H | RBI | 2B | 3B | HR | BB | SB | CS | HBP | SAC | SF | GDP | K | PO | A | E | Avg |
|--------|-------------------|-----|----|---|---|-----|----|----|----|----|----|----|-----|-----|----|-----|---|----|---|---|------|
| Feb 19 | JAMES MADISON | *p | 0 | 0 | 0 | 0 | 0 | 0 | 0 | 0 | 0 | 0 | 0 | 0 | 0 | 0 | 0 | 0 | 1 | 1 | .000 |
| Feb 24 | vs Oklahoma State | p | 0 | 0 | 0 | 0 | 0 | 0 | 0 | 0 | 0 | 0 | 0 | 0 | 0 | 0 | 0 | 0 | 1 | 0 | .000 |
| Mar 05 | UCA | *p | 0 | 0 | 0 | 0 | 0 | 0 | 0 | 0 | 0 | 0 | 0 | 0 | 0 | 0 | 0 | 0 | 1 | 0 | .000 |
| Mar 12 | ORAL ROBERTS | *p | 0 | 0 | 0 | 0 | 0 | 0 | 0 | 0 | 0 | 0 | 0 | 0 | 0 | 0 | 0 | 0 | 2 | 0 | .000 |
| Mar 17 | MISSOURI | p | 0 | 0 | 0 | 0 | 0 | 0 | 0 | 0 | 0 | 0 | 0 | 0 | 0 | 0 | 0 | 0 | 1 | 0 | .000 |
| Apr 10 | SAN JOSE STATE | *p | 0 | 0 | 0 | 0 | 0 | 0 | 0 | 0 | 0 | 0 | 0 | 0 | 0 | 0 | 0 | 0 | 1 | 0 | .000 |
| Totals | | 4gs | 0 | 0 | 0 | 0 | 0 | 0 | 0 | 0 | 0 | 0 | 0 | 0 | 0 | 0 | 0 | 2 | 5 | 1 | .000 |

On base pct. .000 • Slugging pct. .000

#38 Colin Fisher - 9 appearances (All games)

| Date | Opponent | GS | IP | H | R | ER | BB | SO | 2B | 3B | HR | WP | BK | HBP | IBB | Score | W-L | Sv | ERA | NP |
|--------|-------------------|----|------|----|---|----|----|----|----|----|----|----|----|-----|-----|-------|-----|----|------|----|
| Feb 19 | JAMES MADISON | * | 5.0 | 3 | 0 | 0 | 0 | 4 | 0 | 0 | 0 | 0 | 0 | 1 | 0 | 4-0 | 1-0 | 0 | 0.00 | 63 |
| Feb 24 | vs Oklahoma State | | 2.1 | 2 | 1 | 0 | 1 | 6 | 0 | 0 | 0 | 0 | 0 | 0 | 1 | 1-2 | 1-1 | 0 | 0.00 | 39 |
| Feb 27 | GRAMBLING | * | 1.0 | 0 | 0 | 0 | 1 | 1 | 0 | 0 | 0 | 0 | 0 | 0 | 0 | 21-1 | 2-1 | 0 | 0.00 | 12 |
| Mar 05 | UCA | * | 3.0 | 4 | 2 | 2 | 0 | 4 | 0 | 0 | 0 | 0 | 0 | 2 | 0 | 9-7 | 3-1 | 0 | 1.59 | 47 |
| Mar 12 | ORAL ROBERTS | * | 3.0 | 3 | 0 | 0 | 1 | 4 | 0 | 0 | 0 | 0 | 0 | 0 | 0 | 4-2 | 4-1 | 0 | 1.26 | 51 |
| Mar 17 | MISSOURI | | 1.0 | 2 | 1 | 1 | 0 | 0 | 0 | 0 | 1 | 0 | 0 | 0 | 0 | 9-1 | 4-1 | 0 | 1.76 | 11 |
| Mar 23 | at Auburn | | 2.2 | 4 | 2 | 2 | 0 | 1 | 0 | 0 | 2 | 0 | 0 | 0 | 0 | 6-8 | 4-1 | 0 | 2.50 | 39 |
| Apr 02 | ARKANSAS STAT | * | 2.0 | 0 | 0 | 0 | 1 | 1 | 0 | 0 | 0 | 0 | 0 | 0 | 0 | 13-0 | 5-1 | 0 | 2.25 | 24 |
| Apr 10 | SAN JOSE STATE | * | 3.0 | 0 | 0 | 0 | 3 | 3 | 0 | 0 | 0 | 0 | 1 | 0 | 0 | 8-2 | 6-1 | 0 | 1.96 | 65 |
| Totals | | 6 | 23.0 | 18 | 6 | 5 | 7 | 24 | 0 | 0 | 3 | 0 | 1 | 3 | 1 | 75-23 | 6-1 | 0 | 1.96 | - |

#46 Christian Foutch - 8 appearances (All games)

| Date | Opponent | GS | IP | H | R | ER | BB | SO | 2B | 3B | HR | WP | BK | HBP | IBB | Score | W-L | Sv | ERA | NP |
|--------|----------------|----|------|---|---|----|----|----|----|----|----|----|----|-----|-----|-------|-----|----|------|----|
| Feb 18 | JAMES MADISON | | 1.1 | 3 | 1 | 1 | 0 | 2 | 0 | 0 | 1 | 1 | 0 | 0 | 0 | 3-7 | 0-0 | 0 | 6.75 | 25 |
| Feb 27 | GRAMBLING | | 1.0 | 0 | 0 | 0 | 1 | 1 | 0 | 0 | 0 | 0 | 0 | 0 | 0 | 21-1 | 0-0 | 0 | 3.86 | 13 |
| Mar 15 | MISSOURI | | 2.0 | 2 | 0 | 0 | 0 | 0 | 1 | 0 | 0 | 1 | 0 | 0 | 0 | 8-0 | 0-0 | 0 | 2.08 | 27 |
| Mar 26 | LITTLE ROCK | | 1.0 | 1 | 0 | 0 | 0 | 0 | 0 | 0 | 0 | 0 | 0 | 0 | 0 | 11-0 | 0-0 | 0 | 1.69 | 10 |
| Mar 29 | LSU | | 2.0 | 0 | 0 | 0 | 0 | 1 | 0 | 0 | 0 | 0 | 0 | 0 | 0 | 4-3 | 0-0 | 0 | 1.23 | 12 |
| Apr 05 | OLE MISS | | 1.1 | 1 | 0 | 0 | 0 | 0 | 0 | 0 | 0 | 0 | 0 | 0 | 0 | 8-3 | 0-0 | 0 | 1.04 | 19 |
| Apr 09 | SAN JOSE STATE | | 1.0 | 0 | 0 | 0 | 0 | 2 | 0 | 0 | 0 | 0 | 0 | 0 | 0 | 5-1 | 0-0 | 0 | 0.93 | 14 |
| Apr 13 | at Alabama | | 1.2 | 1 | 1 | 1 | 2 | 1 | 0 | 0 | 0 | 0 | 0 | 1 | 0 | 3-4 | 0-0 | 0 | 1.59 | 24 |
| Totals | | 0 | 11.1 | 8 | 2 | 2 | 3 | 7 | 1 | 0 | 1 | 2 | 0 | 1 | 0 | 63-19 | 0-0 | 0 | 1.59 | - |

#28 Koty Frank - 3 games (All games)

| Date | Opponent | Pos | AB | R | H | RBI | 2B | 3B | HR | BB | SB | CS | HBP | SAC | SF | GDP | K | PO | A | E | Avg |
|--------|------------|-----|----|---|---|-----|----|----|----|----|----|----|-----|-----|----|-----|---|----|---|---|------|
| Mar 09 | MCNEESE-2 | p | 0 | 0 | 0 | 0 | 0 | 0 | 0 | 0 | 0 | 0 | 0 | 0 | 0 | 0 | 0 | 0 | 2 | 0 | .000 |
| Mar 30 | LSU | p | 0 | 0 | 0 | 0 | 0 | 0 | 0 | 0 | 0 | 0 | 0 | 0 | 0 | 0 | 0 | 1 | 0 | 0 | .000 |
| Apr 14 | at Alabama | p | 0 | 0 | 0 | 0 | 0 | 0 | 0 | 0 | 0 | 0 | 0 | 0 | 0 | 0 | 0 | 0 | 1 | 0 | .000 |
| Totals | | 0gs | 0 | 0 | 0 | 0 | 0 | 0 | 0 | 0 | 0 | 0 | 0 | 0 | 0 | 0 | 0 | 1 | 3 | 0 | .000 |

On base pct. .000 • Slugging pct. .000



#28 Koty Frank - 14 appearances (All games)

| Date | Opponent | GS | IP | H | R | ER | BB | SO | 2B | 3B | HR | WP | BK | HBP | IBB | Score | W-L | Sv | ERA | NP |
|--------|-------------------|----|------|----|----|----|----|----|----|----|----|----|----|-----|-----|-------|-----|----|------|----|
| Feb 17 | JAMES MADISON | | 2.1 | 0 | 0 | 0 | 0 | 1 | 0 | 0 | 0 | 0 | 0 | 0 | 0 | 15-5 | 0-0 | 1 | 0.00 | 33 |
| Feb 19 | JAMES MADISON | | 1.0 | 0 | 0 | 0 | 0 | 1 | 0 | 0 | 0 | 0 | 0 | 0 | 0 | 4-0 | 0-0 | 1 | 0.00 | 16 |
| Feb 24 | vs Oklahoma State | | 1.2 | 0 | 0 | 0 | 1 | 5 | 0 | 0 | 0 | 0 | 0 | 0 | 0 | 1-2 | 0-0 | 1 | 0.00 | 29 |
| Feb 25 | vs Michigan | | 1.0 | 3 | 2 | 1 | 0 | 1 | 0 | 0 | 0 | 0 | 0 | 0 | 0 | 4-3 | 0-0 | 2 | 1.50 | 32 |
| Mar 01 | MURRAY STATE | | 1.1 | 1 | 0 | 0 | 0 | 3 | 1 | 0 | 0 | 0 | 0 | 0 | 2 | 5-1 | 0-0 | 2 | 1.23 | 21 |
| Mar 05 | UCA | | 0.2 | 3 | 2 | 2 | 0 | 0 | 1 | 0 | 0 | 0 | 0 | 0 | 0 | 9-7 | 0-0 | 2 | 3.38 | 10 |
| Mar 09 | MCNEESE-2 | | 2.2 | 0 | 0 | 0 | 0 | 1 | 0 | 0 | 0 | 0 | 0 | 0 | 0 | 11-1 | 0-0 | 3 | 2.53 | 28 |
| Mar 12 | ORAL ROBERTS | | 1.1 | 2 | 1 | 1 | 1 | 1 | 0 | 0 | 0 | 0 | 0 | 0 | 0 | 4-2 | 0-0 | 3 | 3.00 | 23 |
| Mar 17 | MISSOURI | | 0.2 | 0 | 0 | 0 | 0 | 2 | 0 | 0 | 0 | 0 | 0 | 0 | 0 | 9-1 | 0-0 | 3 | 2.84 | 8 |
| Mar 22 | at Auburn | | 2.0 | 5 | 2 | 1 | 0 | 2 | 2 | 0 | 0 | 0 | 0 | 0 | 0 | 6-5 | 0-0 | 3 | 3.07 | 32 |
| Mar 30 | LSU | | 3.0 | 2 | 1 | 1 | 0 | 2 | 0 | 0 | 1 | 0 | 0 | 0 | 0 | 7-5 | 1-0 | 3 | 3.06 | 29 |
| Apr 05 | OLE MISS | | 1.1 | 2 | 0 | 0 | 1 | 1 | 0 | 0 | 0 | 0 | 0 | 1 | 0 | 8-3 | 2-0 | 3 | 2.84 | 32 |
| Apr 10 | SAN JOSE STATE | | 2.0 | 1 | 0 | 0 | 0 | 2 | 1 | 0 | 0 | 0 | 0 | 0 | 0 | 8-2 | 2-0 | 3 | 2.57 | 29 |
| Apr 14 | at Alabama | | 1.1 | 2 | 2 | 2 | 0 | 0 | 1 | 0 | 1 | 0 | 0 | 1 | 0 | 0-5 | 2-0 | 3 | 3.22 | 19 |
| Totals | | 0 | 22.1 | 21 | 10 | 8 | 3 | 22 | 6 | 0 | 2 | 0 | 0 | 4 | 0 | 91-42 | 2-0 | 3 | 3.22 | - |

#20 Gabe Gaeckle - 2 games (All games)

| Date | Opponent | Pos | AB | R | H | RBI | 2B | 3B | HR | BB | SB | CS | HBP | SAC | SF | GDP | K | PO | A | E | Avg |
|--------|---------------|-----|----|---|---|-----|----|----|----|----|----|----|-----|-----|----|-----|---|----|---|---|------|
| Feb 18 | JAMES MADISON | p | 0 | 0 | 0 | 0 | 0 | 0 | 0 | 0 | 0 | 0 | 0 | 0 | 0 | 0 | 0 | 0 | 1 | 0 | .000 |
| Mar 29 | LSU | p | 0 | 0 | 0 | 0 | 0 | 0 | 0 | 0 | 0 | 0 | 0 | 0 | 0 | 0 | 0 | 0 | 1 | 0 | .000 |
| Totals | | 0gs | 0 | 0 | 0 | 0 | 0 | 0 | 0 | 0 | 0 | 0 | 0 | 0 | 0 | 0 | 0 | 0 | 2 | 0 | .000 |

On base pct. .000 • Slugging pct. .000

#20 Gabe Gaeckle - 12 appearances (All games)

| Date | Opponent | GS | IP | H | R | ER | BB | SO | 2B | 3B | HR | WP | BK | HBP | IBB | Score | W-L | Sv | ERA | NP |
|--------|-------------------|----|------|----|---|----|----|----|----|----|----|----|----|-----|-----|-------|-----|----|-------|----|
| Feb 18 | JAMES MADISON | | 2.0 | 3 | 3 | 3 | 1 | 2 | 0 | 0 | 0 | 1 | 0 | 0 | 0 | 3-7 | 0-1 | 0 | 13.50 | 29 |
| Feb 24 | vs Oklahoma State | | 2.2 | 0 | 0 | 0 | 1 | 6 | 0 | 0 | 0 | 0 | 0 | 0 | 0 | 1-2 | 0-1 | 0 | 5.79 | 39 |
| Mar 01 | MURRAY STATE | | 1.2 | 0 | 0 | 0 | 1 | 5 | 0 | 0 | 0 | 0 | 0 | 0 | 0 | 5-1 | 0-1 | 1 | 4.26 | 37 |
| Mar 05 | UCA | | 2.0 | 2 | 1 | 1 | 2 | 1 | 0 | 0 | 0 | 0 | 0 | 0 | 0 | 9-7 | 0-1 | 2 | 4.32 | 35 |
| Mar 09 | MCNEESE-1 | | 2.2 | 1 | 0 | 0 | 0 | 3 | 0 | 0 | 0 | 0 | 0 | 0 | 0 | 3-1 | 0-1 | 3 | 3.27 | 35 |
| Mar 12 | ORAL ROBERTS | | 1.1 | 0 | 0 | 0 | 0 | 2 | 0 | 0 | 0 | 0 | 0 | 0 | 0 | 4-2 | 0-1 | 4 | 2.92 | 18 |
| Mar 17 | MISSOURI | | 1.0 | 0 | 0 | 0 | 0 | 0 | 0 | 0 | 0 | 0 | 0 | 0 | 0 | 9-1 | 0-1 | 4 | 2.70 | 8 |
| Mar 21 | at Auburn | | 1.0 | 0 | 0 | 0 | 0 | 2 | 0 | 0 | 0 | 0 | 0 | 0 | 0 | 1-0 | 0-1 | 5 | 2.51 | 14 |
| Mar 23 | at Auburn | | 0.0 | 1 | 3 | 3 | 2 | 0 | 1 | 0 | 0 | 0 | 0 | 0 | 0 | 6-8 | 0-2 | 5 | 4.40 | 14 |
| Mar 29 | LSU | | 2.2 | 2 | 0 | 0 | 0 | 3 | 0 | 0 | 0 | 0 | 0 | 0 | 0 | 4-3 | 0-2 | 5 | 3.71 | 48 |
| Apr 06 | OLE MISS | | 2.2 | 2 | 1 | 1 | 1 | 4 | 1 | 0 | 0 | 0 | 0 | 0 | 0 | 7-4 | 1-2 | 5 | 3.66 | 35 |
| Apr 12 | at Alabama | | 1.2 | 0 | 0 | 0 | 0 | 1 | 0 | 0 | 0 | 0 | 0 | 0 | 0 | 5-3 | 1-2 | 6 | 3.38 | 27 |
| Totals | | 0 | 21.1 | 11 | 8 | 8 | 8 | 29 | 2 | 0 | 0 | 1 | 0 | 0 | 0 | 57-39 | 1-2 | 6 | 3.38 | - |

#27 Ryder Helfrick - 15 games (All games)

| Date | Opponent | Pos | AB | R | H | RBI | 2B | 3B | HR | BB | SB | CS | HBP | SAC | SF | GDP | K | PO | A | E | Avg |
|--------|-------------------|------|----|----|---|-----|----|----|----|----|----|----|-----|-----|----|-----|----|-----|---|---|------|
| Feb 17 | JAMES MADISON | *c | 3 | 3 | 1 | 1 | 0 | 0 | 1 | 1 | 0 | 0 | 1 | 0 | 0 | 1 | 0 | 6 | 1 | 0 | .333 |
| Feb 23 | vs Oregon State | *dh | 3 | 1 | 0 | 0 | 0 | 0 | 0 | 0 | 0 | 0 | 0 | 0 | 1 | 0 | 0 | 0 | 0 | 0 | .167 |
| Feb 24 | vs Oklahoma State | *c | 6 | 0 | 0 | 0 | 0 | 0 | 0 | 0 | 0 | 0 | 0 | 0 | 0 | 0 | 3 | 24 | 1 | 0 | .083 |
| Feb 27 | GRAMBLING | ph/d | 1 | 1 | 1 | 0 | 0 | 0 | 0 | 1 | 0 | 0 | 0 | 0 | 0 | 0 | 0 | 0 | 0 | 0 | .154 |
| Mar 02 | MURRAY STATE | *c | 3 | 0 | 0 | 0 | 0 | 0 | 0 | 1 | 0 | 0 | 0 | 0 | 0 | 1 | 0 | 13 | 1 | 0 | .125 |
| Mar 05 | UCA | *c | 1 | 1 | 0 | 0 | 0 | 0 | 0 | 1 | 0 | 0 | 0 | 0 | 0 | 0 | 0 | 8 | 1 | 0 | .118 |
| Mar 09 | MCNEESE-2 | *c | 2 | 0 | 0 | 0 | 0 | 0 | 0 | 0 | 0 | 0 | 0 | 0 | 0 | 0 | 2 | 11 | 1 | 0 | .105 |
| Mar 22 | at Auburn | *c | 1 | 1 | 1 | 1 | 0 | 0 | 1 | 0 | 0 | 0 | 0 | 0 | 0 | 0 | 0 | 5 | 1 | 0 | .150 |
| Mar 26 | LITTLE ROCK | *c | 2 | 2 | 0 | 0 | 0 | 0 | 0 | 0 | 0 | 0 | 2 | 0 | 0 | 0 | 1 | 6 | 0 | 0 | .136 |
| Mar 30 | LSU | *c | 4 | 1 | 1 | 0 | 0 | 0 | 0 | 0 | 0 | 0 | 0 | 0 | 0 | 0 | 1 | 7 | 0 | 0 | .154 |
| Apr 02 | ARKANSAS STAT | *c | 3 | 1 | 1 | 0 | 0 | 0 | 0 | 1 | 0 | 0 | 0 | 0 | 0 | 0 | 1 | 12 | 1 | 0 | .172 |
| Apr 05 | OLE MISS | *c | 3 | 1 | 1 | 1 | 1 | 0 | 0 | 1 | 0 | 0 | 0 | 0 | 0 | 0 | 1 | 11 | 1 | 0 | .188 |
| Apr 09 | SAN JOSE STATE | *c | 4 | 0 | 0 | 0 | 0 | 0 | 0 | 0 | 0 | 0 | 0 | 0 | 0 | 0 | 3 | 10 | 1 | 0 | .167 |
| Apr 13 | at Alabama | *dh | 4 | 0 | 0 | 0 | 0 | 0 | 0 | 0 | 0 | 0 | 0 | 0 | 0 | 0 | 0 | 1 | 0 | 0 | .150 |
| Apr 14 | at Alabama | *c | 3 | 0 | 0 | 0 | 0 | 0 | 0 | 0 | 0 | 0 | 0 | 0 | 0 | 0 | 0 | 4 | 0 | 1 | .140 |
| Totals | | 13gs | 43 | 12 | 6 | 3 | 1 | 0 | 2 | 6 | 0 | 0 | 3 | 1 | 0 | 2 | 13 | 117 | 9 | 1 | .140 |

On base pct. .288 • Slugging pct. .302



INDIVIDUAL GAME-BY-GAME

#49 Stone Hewlett - 1 game (All games)

| Date | Opponent | Pos | AB | R | H | RBI | 2B | 3B | HR | BB | SB | CS | HBP | SAC | SF | GDP | K | PO | A | E | Avg |
|--------|---------------|-----|----|---|---|-----|----|----|----|----|----|----|-----|-----|----|-----|---|----|---|---|------|
| Feb 19 | JAMES MADISON | p | 0 | 0 | 0 | 0 | 0 | 0 | 0 | 0 | 0 | 0 | 0 | 0 | 0 | 0 | 0 | 0 | 1 | 0 | .000 |
| Totals | | 0gs | 0 | 0 | 0 | 0 | 0 | 0 | 0 | 0 | 0 | 0 | 0 | 0 | 0 | 0 | 0 | 0 | 1 | 0 | .000 |

On base pct. .000 • Slugging pct. .000

#49 Stone Hewlett - 15 appearances (All games)

| Date | Opponent | GS | IP | H | R | ER | BB | SO | 2B | 3B | HR | WP | BK | HBP | IBB | Score | W-L | Sv | ERA | NP |
|--------|-------------------|----|-----|---|---|----|----|----|----|----|----|----|----|-----|-----|-------|-----|----|------|----|
| Feb 18 | JAMES MADISON | | 0.1 | 0 | 0 | 0 | 0 | 1 | 0 | 0 | 0 | 0 | 0 | 0 | 0 | 3-7 | 0-0 | 0 | 0.00 | 4 |
| Feb 19 | JAMES MADISON | | 1.0 | 0 | 0 | 0 | 1 | 1 | 0 | 0 | 0 | 0 | 0 | 0 | 0 | 4-0 | 0-0 | 0 | 0.00 | 19 |
| Feb 23 | vs Oregon State | | 0.1 | 1 | 1 | 1 | 0 | 1 | 0 | 0 | 0 | 0 | 0 | 0 | 0 | 5-4 | 0-0 | 0 | 5.40 | 9 |
| Feb 24 | vs Oklahoma State | | 0.1 | 0 | 0 | 0 | 0 | 1 | 0 | 0 | 0 | 0 | 0 | 0 | 0 | 1-2 | 0-0 | 0 | 4.50 | 3 |
| Mar 05 | UCA | | 1.0 | 0 | 0 | 0 | 0 | 4 | 0 | 0 | 0 | 1 | 0 | 0 | 0 | 9-7 | 0-0 | 0 | 3.00 | 19 |
| Mar 12 | ORAL ROBERTS | | 0.2 | 1 | 0 | 0 | 0 | 1 | 0 | 0 | 0 | 0 | 0 | 0 | 0 | 4-2 | 0-0 | 0 | 2.45 | 10 |
| Mar 22 | at Auburn | | 0.1 | 0 | 0 | 0 | 0 | 1 | 0 | 0 | 0 | 0 | 0 | 0 | 0 | 6-5 | 0-0 | 0 | 2.25 | 6 |
| Mar 23 | at Auburn | | 0.1 | 0 | 0 | 0 | 0 | 1 | 0 | 0 | 0 | 0 | 0 | 0 | 0 | 6-8 | 0-0 | 0 | 2.08 | 7 |
| Mar 26 | LITTLE ROCK | | 1.0 | 0 | 0 | 0 | 0 | 1 | 0 | 0 | 0 | 0 | 0 | 0 | 0 | 11-0 | 0-0 | 0 | 1.69 | 8 |
| Mar 28 | LSU | | 0.1 | 0 | 0 | 0 | 0 | 1 | 0 | 0 | 0 | 0 | 0 | 0 | 0 | 7-4 | 0-0 | 1 | 1.59 | 6 |
| Mar 29 | LSU | | 0.1 | 0 | 0 | 0 | 0 | 1 | 0 | 0 | 0 | 0 | 0 | 0 | 0 | 4-3 | 1-0 | 1 | 1.50 | 6 |
| Apr 04 | OLE MISS | | 0.1 | 0 | 0 | 0 | 0 | 1 | 0 | 0 | 0 | 0 | 0 | 0 | 0 | 5-2 | 1-0 | 2 | 1.42 | 6 |
| Apr 09 | SAN JOSE STATE | | 1.2 | 0 | 0 | 0 | 0 | 2 | 0 | 0 | 0 | 0 | 0 | 0 | 0 | 5-1 | 1-0 | 2 | 1.12 | 23 |
| Apr 12 | at Alabama | | 0.1 | 0 | 0 | 0 | 1 | 0 | 0 | 0 | 0 | 0 | 0 | 0 | 0 | 5-3 | 1-0 | 2 | 1.08 | 10 |
| Apr 13 | at Alabama | | 0.1 | 1 | 0 | 0 | 1 | 0 | 1 | 0 | 0 | 0 | 0 | 0 | 0 | 3-4 | 1-0 | 2 | 1.04 | 12 |
| Totals | | 0 | 8.2 | 3 | 1 | 1 | 3 | 17 | 1 | 0 | 0 | 1 | 0 | 0 | 0 | 78-52 | 1-0 | 2 | 1.04 | - |

#24 Peyton Holt - 22 games (All games)

| Date | Opponent | Pos | AB | R | H | RBI | 2B | 3B | HR | BB | SB | CS | HBP | SAC | SF | GDP | K | PO | A | E | Avg |
|--------|-------------------|-------|----|----|----|-----|----|----|----|----|----|----|-----|-----|----|-----|---|----|----|---|------|
| Feb 16 | JAMES MADISON | *2b | 3 | 1 | 1 | 1 | 0 | 0 | 0 | 1 | 1 | 0 | 0 | 0 | 0 | 0 | 0 | 1 | 1 | 0 | .333 |
| Feb 17 | JAMES MADISON | *2b | 5 | 2 | 2 | 1 | 0 | 0 | 0 | 0 | 0 | 0 | 0 | 0 | 0 | 0 | 0 | 0 | 1 | 0 | .375 |
| Feb 18 | JAMES MADISON | *3b | 4 | 0 | 0 | 0 | 0 | 0 | 0 | 0 | 0 | 0 | 0 | 0 | 0 | 0 | 0 | 0 | 1 | 0 | .250 |
| Feb 19 | JAMES MADISON | *2b | 3 | 0 | 1 | 0 | 0 | 0 | 0 | 0 | 0 | 0 | 1 | 0 | 0 | 0 | 1 | 1 | 4 | 0 | .267 |
| Feb 23 | vs Oregon State | *2b | 3 | 1 | 1 | 1 | 0 | 1 | 0 | 0 | 0 | 0 | 1 | 0 | 0 | 0 | 0 | 0 | 2 | 0 | .278 |
| Feb 24 | vs Oklahoma State | *2b | 6 | 0 | 1 | 0 | 0 | 0 | 0 | 0 | 0 | 0 | 0 | 0 | 0 | 0 | 1 | 1 | 1 | 0 | .250 |
| Feb 25 | vs Michigan | 2b | 0 | 0 | 0 | 0 | 0 | 0 | 0 | 0 | 0 | 0 | 0 | 0 | 0 | 0 | 0 | 1 | 0 | 1 | .250 |
| Feb 27 | GRAMBLING | *2b | 3 | 4 | 3 | 0 | 0 | 0 | 0 | 1 | 0 | 0 | 1 | 0 | 0 | 0 | 0 | 3 | 3 | 0 | .333 |
| Mar 01 | MURRAY STATE | *2b | 4 | 0 | 1 | 1 | 0 | 0 | 0 | 0 | 1 | 0 | 0 | 0 | 0 | 0 | 1 | 0 | 0 | 0 | .323 |
| Mar 02 | MURRAY STATE | 2b | 1 | 0 | 0 | 0 | 0 | 0 | 0 | 0 | 0 | 0 | 0 | 0 | 0 | 0 | 0 | 1 | 2 | 0 | .312 |
| Mar 03 | MURRAY STATE | 2b | 0 | 0 | 0 | 0 | 0 | 0 | 0 | 0 | 0 | 0 | 0 | 0 | 0 | 0 | 0 | 0 | 0 | 0 | .312 |
| Mar 05 | UCA | *3b | 4 | 1 | 1 | 0 | 0 | 0 | 0 | 0 | 0 | 0 | 0 | 0 | 0 | 0 | 0 | 1 | 4 | 0 | .306 |
| Mar 09 | MCNEESE-1 | ph/2 | 1 | 0 | 1 | 1 | 0 | 0 | 0 | 0 | 0 | 0 | 0 | 0 | 0 | 0 | 0 | 1 | 2 | 1 | .324 |
| Mar 09 | MCNEESE-2 | *3b | 3 | 2 | 2 | 0 | 0 | 0 | 0 | 1 | 0 | 0 | 0 | 0 | 0 | 0 | 0 | 0 | 0 | 0 | .350 |
| Mar 12 | ORAL ROBERTS | *3b | 3 | 1 | 2 | 0 | 1 | 0 | 0 | 1 | 0 | 0 | 0 | 0 | 0 | 0 | 1 | 0 | 1 | 0 | .372 |
| Mar 16 | MISSOURI | *3b | 3 | 0 | 0 | 0 | 0 | 0 | 0 | 1 | 0 | 0 | 0 | 0 | 0 | 0 | 0 | 1 | 0 | 1 | .348 |
| Mar 21 | at Auburn | ph | 1 | 0 | 0 | 0 | 0 | 0 | 0 | 0 | 0 | 0 | 0 | 0 | 0 | 0 | 1 | 0 | 0 | 0 | .340 |
| Mar 26 | LITTLE ROCK | *3b | 2 | 1 | 0 | 1 | 0 | 0 | 0 | 1 | 0 | 1 | 1 | 0 | 0 | 0 | 0 | 0 | 2 | 0 | .327 |
| Apr 02 | ARKANSAS STAT | *3b/2 | 4 | 0 | 2 | 1 | 0 | 0 | 0 | 0 | 0 | 0 | 0 | 0 | 0 | 0 | 0 | 0 | 0 | 0 | .340 |
| Apr 09 | SAN JOSE STATE | *of | 3 | 0 | 1 | 0 | 0 | 0 | 0 | 1 | 0 | 0 | 0 | 0 | 0 | 0 | 0 | 1 | 3 | 0 | .339 |
| Apr 13 | at Alabama | *of | 4 | 1 | 3 | 1 | 0 | 0 | 1 | 0 | 1 | 0 | 0 | 0 | 0 | 0 | 1 | 4 | 0 | 0 | .367 |
| Apr 14 | at Alabama | *of | 3 | 0 | 0 | 0 | 0 | 0 | 0 | 0 | 0 | 0 | 0 | 0 | 0 | 0 | 1 | 2 | 1 | 0 | .349 |
| Totals | | 17gs | 63 | 14 | 22 | 8 | 1 | 1 | 1 | 7 | 3 | 1 | 4 | 0 | 0 | 0 | 9 | 19 | 26 | 2 | .349 |

On base pct. .446 • Slugging pct. .444



#13 Jayson Jones - 14 games (All games)

| Date | Opponent | Pos | AB | R | H | RBI | 2B | 3B | HR | BB | SB | CS | HBP | SAC | SF | GDP | K | PO | A | E | Avg |
|--------|-------------------|-------|----|---|---|-----|----|----|----|----|----|----|-----|-----|----|-----|----|----|---|---|------|
| Feb 16 | JAMES MADISON | *of | 3 | 0 | 0 | 0 | 0 | 0 | 0 | 0 | 0 | 0 | 0 | 0 | 0 | 0 | 2 | 1 | 0 | 0 | .000 |
| Feb 19 | JAMES MADISON | *of | 4 | 0 | 1 | 1 | 0 | 0 | 0 | 0 | 0 | 0 | 0 | 0 | 0 | 0 | 0 | 2 | 0 | 0 | .143 |
| Feb 23 | vs Oregon State | *of | 3 | 0 | 1 | 1 | 0 | 0 | 0 | 1 | 0 | 0 | 0 | 0 | 0 | 0 | 1 | 0 | 0 | 0 | .200 |
| Feb 24 | vs Oklahoma State | *of | 5 | 0 | 0 | 0 | 0 | 0 | 0 | 1 | 0 | 0 | 0 | 0 | 0 | 0 | 1 | 0 | 1 | 0 | .133 |
| Feb 27 | GRAMBLING | *of | 5 | 2 | 2 | 6 | 0 | 0 | 2 | 0 | 0 | 0 | 0 | 0 | 0 | 0 | 0 | 1 | 0 | 0 | .200 |
| Mar 01 | MURRAY STATE | *of | 3 | 0 | 1 | 2 | 1 | 0 | 0 | 1 | 1 | 0 | 0 | 0 | 0 | 0 | 1 | 3 | 0 | 0 | .217 |
| Mar 02 | MURRAY STATE | *of | 3 | 2 | 1 | 2 | 0 | 0 | 0 | 1 | 0 | 0 | 0 | 0 | 0 | 0 | 0 | 1 | 0 | 0 | .231 |
| Mar 03 | MURRAY STATE | *of | 4 | 1 | 1 | 0 | 0 | 0 | 0 | 0 | 0 | 0 | 0 | 0 | 0 | 1 | 1 | 1 | 0 | 0 | .233 |
| Mar 05 | UCA | *of | 4 | 0 | 0 | 0 | 0 | 0 | 0 | 0 | 0 | 0 | 0 | 0 | 0 | 0 | 2 | 3 | 0 | 0 | .206 |
| Mar 09 | MCNEESE-1 | *of | 0 | 0 | 0 | 0 | 0 | 0 | 0 | 0 | 0 | 0 | 0 | 0 | 0 | 0 | 0 | 0 | 0 | 0 | .206 |
| Mar 09 | MCNEESE-2 | *of | 4 | 2 | 1 | 1 | 0 | 0 | 1 | 0 | 0 | 0 | 0 | 0 | 0 | 0 | 2 | 1 | 0 | 0 | .211 |
| Mar 16 | MISSOURI | *of | 2 | 0 | 0 | 0 | 0 | 0 | 0 | 0 | 0 | 0 | 1 | 0 | 0 | 0 | 0 | 0 | 0 | 0 | .200 |
| Apr 02 | ARKANSAS STAT | ph/of | 1 | 0 | 0 | 0 | 0 | 0 | 0 | 0 | 0 | 0 | 0 | 0 | 0 | 0 | 1 | 0 | 0 | 0 | .195 |
| Apr 09 | SAN JOSE STATE | *of | 2 | 1 | 1 | 0 | 0 | 0 | 0 | 2 | 0 | 0 | 0 | 0 | 0 | 0 | 0 | 2 | 0 | 0 | .209 |
| Totals | | 12gs | 43 | 8 | 9 | 13 | 1 | 0 | 3 | 6 | 1 | 0 | 1 | 0 | 0 | 1 | 11 | 15 | 1 | 0 | .209 |

On base pct. .320 • Slugging pct. .442

#14 Ross Lovich - 21 games (All games)

| Date | Opponent | Pos | AB | R | H | RBI | 2B | 3B | HR | BB | SB | CS | HBP | SAC | SF | GDP | K | PO | A | E | Avg |
|--------|----------------|--------|----|----|----|-----|----|----|----|----|----|----|-----|-----|----|-----|----|----|---|---|------|
| Feb 16 | JAMES MADISON | pr | 0 | 0 | 0 | 0 | 0 | 0 | 0 | 0 | 0 | 0 | 0 | 0 | 0 | 0 | 0 | 0 | 0 | 0 | .000 |
| Feb 18 | JAMES MADISON | *of | 3 | 0 | 1 | 0 | 0 | 0 | 0 | 1 | 0 | 0 | 0 | 0 | 0 | 0 | 0 | 1 | 0 | 0 | .333 |
| Feb 25 | vs Michigan | *of | 4 | 0 | 0 | 0 | 0 | 0 | 0 | 0 | 0 | 0 | 0 | 0 | 0 | 1 | 2 | 3 | 0 | 0 | .143 |
| Feb 27 | GRAMBLING | ph/of | 3 | 1 | 3 | 2 | 0 | 0 | 0 | 0 | 0 | 0 | 0 | 0 | 0 | 0 | 0 | 0 | 0 | 0 | .400 |
| Mar 02 | MURRAY STATE | *dh | 4 | 2 | 2 | 2 | 2 | 0 | 0 | 0 | 0 | 0 | 1 | 0 | 0 | 0 | 2 | 0 | 0 | 0 | .429 |
| Mar 05 | UCA | *of | 3 | 1 | 2 | 0 | 0 | 0 | 0 | 1 | 0 | 0 | 0 | 0 | 0 | 0 | 0 | 0 | 0 | 0 | .471 |
| Mar 09 | MCNEESE-1 | *of | 2 | 0 | 1 | 0 | 0 | 0 | 0 | 1 | 1 | 0 | 0 | 0 | 0 | 0 | 0 | 0 | 0 | 0 | .474 |
| Mar 09 | MCNEESE-2 | ph | 0 | 0 | 0 | 1 | 0 | 0 | 0 | 0 | 0 | 0 | 0 | 0 | 1 | 0 | 0 | 0 | 0 | 0 | .474 |
| Mar 10 | MCNEESE | *of | 5 | 2 | 1 | 4 | 0 | 0 | 1 | 0 | 0 | 0 | 0 | 0 | 0 | 0 | 1 | 0 | 0 | 0 | .417 |
| Mar 12 | ORAL ROBERTS | *of | 3 | 1 | 0 | 0 | 0 | 0 | 0 | 0 | 0 | 0 | 1 | 0 | 0 | 0 | 1 | 2 | 0 | 0 | .370 |
| Mar 15 | MISSOURI | *of | 3 | 2 | 1 | 3 | 0 | 0 | 1 | 0 | 0 | 0 | 1 | 0 | 0 | 0 | 1 | 2 | 0 | 0 | .367 |
| Mar 16 | MISSOURI | *of/of | 4 | 1 | 2 | 2 | 0 | 1 | 0 | 0 | 0 | 0 | 0 | 0 | 0 | 1 | 1 | 1 | 0 | 0 | .382 |
| Mar 17 | MISSOURI | *of | 4 | 1 | 0 | 0 | 0 | 0 | 0 | 1 | 0 | 0 | 0 | 0 | 0 | 0 | 0 | 0 | 0 | 0 | .342 |
| Mar 21 | at Auburn | *of | 3 | 0 | 0 | 0 | 0 | 0 | 0 | 0 | 0 | 0 | 0 | 0 | 0 | 0 | 2 | 1 | 0 | 1 | .317 |
| Mar 26 | LITTLE ROCK | *of | 3 | 0 | 0 | 0 | 0 | 0 | 0 | 0 | 0 | 0 | 1 | 0 | 0 | 0 | 2 | 1 | 0 | 0 | .295 |
| Mar 28 | LSU | ph/of | 0 | 0 | 0 | 0 | 0 | 0 | 0 | 1 | 0 | 0 | 0 | 0 | 0 | 0 | 0 | 0 | 0 | 0 | .295 |
| Mar 29 | LSU | *of | 1 | 1 | 0 | 0 | 0 | 0 | 0 | 1 | 0 | 0 | 0 | 0 | 0 | 0 | 1 | 0 | 0 | 0 | .289 |
| Apr 02 | ARKANSAS STAT | *of | 3 | 1 | 1 | 1 | 1 | 0 | 0 | 0 | 0 | 0 | 0 | 0 | 0 | 0 | 0 | 0 | 0 | 0 | .292 |
| Apr 04 | OLE MISS | *of | 4 | 0 | 1 | 0 | 0 | 0 | 0 | 0 | 0 | 0 | 0 | 0 | 0 | 0 | 1 | 2 | 0 | 0 | .288 |
| Apr 06 | OLE MISS | *of | 3 | 1 | 0 | 0 | 0 | 0 | 0 | 1 | 1 | 0 | 1 | 0 | 0 | 0 | 0 | 1 | 0 | 0 | .273 |
| Apr 10 | SAN JOSE STATE | *of | 3 | 2 | 1 | 0 | 0 | 0 | 0 | 0 | 0 | 0 | 1 | 1 | 0 | 0 | 1 | 1 | 0 | 0 | .276 |
| Totals | | 17gs | 58 | 16 | 16 | 15 | 3 | 1 | 2 | 7 | 2 | 0 | 6 | 1 | 1 | 2 | 15 | 15 | 0 | 1 | .276 |

On base pct. .403 • Slugging pct. .466

#41 Will McEntire - 8 games (All games)

| Date | Opponent | Pos | AB | R | H | RBI | 2B | 3B | HR | BB | SB | CS | HBP | SAC | SF | GDP | K | PO | A | E | Avg |
|--------|---------------|-----|----|---|---|-----|----|----|----|----|----|----|-----|-----|----|-----|---|----|---|---|------|
| Feb 16 | JAMES MADISON | p | 0 | 0 | 0 | 0 | 0 | 0 | 0 | 0 | 0 | 0 | 0 | 0 | 0 | 0 | 0 | 1 | 0 | 0 | .000 |
| Feb 19 | JAMES MADISON | p | 0 | 0 | 0 | 0 | 0 | 0 | 0 | 0 | 0 | 0 | 0 | 0 | 0 | 0 | 0 | 1 | 0 | 0 | .000 |
| Feb 25 | vs Michigan | p | 0 | 0 | 0 | 0 | 0 | 0 | 0 | 0 | 0 | 0 | 0 | 0 | 0 | 0 | 0 | 1 | 0 | 0 | .000 |
| Mar 03 | MURRAY STATE | p | 0 | 0 | 0 | 0 | 0 | 0 | 0 | 0 | 0 | 0 | 0 | 0 | 0 | 0 | 0 | 1 | 0 | 0 | .000 |
| Mar 09 | MCNEESE-1 | p | 0 | 0 | 0 | 0 | 0 | 0 | 0 | 0 | 0 | 0 | 0 | 0 | 0 | 0 | 0 | 1 | 0 | 0 | .000 |
| Mar 12 | ORAL ROBERTS | p | 0 | 0 | 0 | 0 | 0 | 0 | 0 | 0 | 0 | 0 | 0 | 0 | 0 | 0 | 0 | 1 | 0 | 0 | .000 |
| Mar 21 | at Auburn | p | 0 | 0 | 0 | 0 | 0 | 0 | 0 | 0 | 0 | 0 | 0 | 0 | 0 | 0 | 0 | 1 | 0 | 0 | .000 |
| Apr 04 | OLE MISS | p | 0 | 0 | 0 | 0 | 0 | 0 | 0 | 0 | 0 | 0 | 0 | 0 | 0 | 0 | 0 | 1 | 0 | 0 | .000 |
| Totals | | 0gs | 0 | 0 | 0 | 0 | 0 | 0 | 0 | 0 | 0 | 0 | 0 | 0 | 0 | 0 | 0 | 5 | 3 | 0 | .000 |

On base pct. .000 • Slugging pct. .000



||| INDIVIDUAL GAME-BY-GAME

#41 Will McEntire - 17 appearances (All games)

| Date | Opponent | GS | IP | H | R | ER | BB | SO | 2B | 3B | HR | WP | BK | HBP | IBB | Score | W-L | Sv | ERA | NP |
|--------|-----------------|----|------|----|----|----|----|----|----|----|----|----|----|-----|-----|-------|-----|----|------|----|
| Feb 16 | JAMES MADISON | | 5.2 | 3 | 1 | 1 | 1 | 6 | 1 | 0 | 0 | 0 | 0 | 0 | 0 | 6-4 | 1-0 | 0 | 1.59 | 71 |
| Feb 19 | JAMES MADISON | | 2.0 | 1 | 0 | 0 | 0 | 3 | 0 | 0 | 0 | 0 | 0 | 0 | 0 | 4-0 | 1-0 | 0 | 1.17 | 26 |
| Feb 23 | vs Oregon State | | 1.0 | 2 | 2 | 2 | 0 | 2 | 1 | 0 | 0 | 1 | 0 | 0 | 0 | 5-4 | 1-0 | 0 | 3.12 | 22 |
| Feb 25 | vs Michigan | | 3.0 | 2 | 1 | 0 | 1 | 0 | 1 | 0 | 0 | 0 | 0 | 0 | 0 | 4-3 | 1-0 | 0 | 2.31 | 35 |
| Mar 02 | MURRAY STATE | | 2.0 | 0 | 0 | 0 | 0 | 2 | 0 | 0 | 0 | 0 | 0 | 0 | 0 | 11-1 | 1-0 | 0 | 1.98 | 16 |
| Mar 03 | MURRAY STATE | | 3.2 | 3 | 1 | 1 | 0 | 5 | 0 | 0 | 1 | 0 | 0 | 0 | 0 | 5-3 | 1-0 | 1 | 2.08 | 43 |
| Mar 09 | MCNEESE-1 | | 2.0 | 5 | 1 | 1 | 0 | 2 | 0 | 0 | 0 | 1 | 0 | 0 | 0 | 3-1 | 1-0 | 1 | 2.33 | 42 |
| Mar 12 | ORAL ROBERTS | | 2.0 | 1 | 0 | 0 | 0 | 2 | 0 | 0 | 0 | 0 | 0 | 0 | 0 | 4-2 | 1-0 | 1 | 2.11 | 34 |
| Mar 16 | MISSOURI | | 4.1 | 0 | 0 | 0 | 1 | 5 | 0 | 0 | 0 | 0 | 0 | 0 | 0 | 6-0 | 2-0 | 1 | 1.75 | 56 |
| Mar 21 | at Auburn | | 2.0 | 0 | 0 | 0 | 0 | 3 | 0 | 0 | 0 | 0 | 0 | 0 | 0 | 1-0 | 2-0 | 1 | 1.63 | 22 |
| Mar 22 | at Auburn | | 1.0 | 0 | 0 | 0 | 0 | 2 | 0 | 0 | 0 | 0 | 0 | 0 | 0 | 6-5 | 2-0 | 2 | 1.57 | 10 |
| Mar 28 | LSU | | 2.2 | 4 | 2 | 2 | 2 | 8 | 2 | 0 | 0 | 1 | 0 | 0 | 0 | 7-4 | 2-0 | 2 | 2.01 | 62 |
| Mar 30 | LSU | | 1.1 | 1 | 0 | 0 | 1 | 1 | 0 | 0 | 0 | 0 | 0 | 0 | 0 | 7-5 | 2-0 | 3 | 1.93 | 24 |
| Apr 04 | OLE MISS | | 2.2 | 1 | 0 | 0 | 1 | 3 | 0 | 0 | 0 | 0 | 0 | 0 | 0 | 5-2 | 2-0 | 3 | 1.78 | 51 |
| Apr 06 | OLE MISS | | 0.2 | 1 | 0 | 0 | 0 | 1 | 0 | 0 | 0 | 0 | 0 | 0 | 0 | 7-4 | 2-0 | 4 | 1.75 | 12 |
| Apr 12 | at Alabama | | 1.0 | 4 | 3 | 3 | 0 | 2 | 0 | 0 | 0 | 0 | 0 | 0 | 0 | 5-3 | 2-0 | 4 | 2.43 | 30 |
| Apr 14 | at Alabama | | 1.2 | 3 | 2 | 1 | 0 | 1 | 2 | 0 | 0 | 0 | 0 | 0 | 0 | 0-5 | 2-0 | 4 | 2.56 | 19 |
| Totals | | 0 | 38.2 | 31 | 13 | 11 | 7 | 48 | 7 | 0 | 1 | 3 | 0 | 0 | 0 | 86-46 | 2-0 | 4 | 2.56 | - |

#26 Tate McGuire - 2 appearances (All games)

| Date | Opponent | GS | IP | H | R | ER | BB | SO | 2B | 3B | HR | WP | BK | HBP | IBB | Score | W-L | Sv | ERA | NP |
|--------|---------------|----|-----|---|---|----|----|----|----|----|----|----|----|-----|-----|-------|-----|----|------|----|
| Feb 18 | JAMES MADISON | | 0.2 | 0 | 0 | 0 | 2 | 1 | 0 | 0 | 0 | 0 | 0 | 1 | 0 | 3-7 | 0-0 | 0 | 0.00 | 24 |
| Feb 27 | GRAMBLING | | 1.0 | 3 | 1 | 1 | 0 | 3 | 1 | 0 | 0 | 0 | 0 | 0 | 0 | 21-1 | 0-0 | 0 | 5.40 | 24 |
| Totals | | 0 | 1.2 | 3 | 1 | 1 | 2 | 4 | 1 | 0 | 0 | 0 | 0 | 1 | 0 | 24-8 | 0-0 | 0 | 5.40 | - |



#6 Ben McLaughlin - 35 games (All games)

| Date | Opponent | Pos | AB | R | H | RBI | 2B | 3B | HR | BB | SB | CS | HBP | SAC | SF | GDP | K | PO | A | E | Avg |
|--------|-------------------|-------|-----|----|----|-----|----|----|----|----|----|----|-----|-----|----|-----|----|-----|----|---|------|
| Feb 16 | JAMES MADISON | *1b | 4 | 0 | 1 | 1 | 0 | 0 | 0 | 0 | 0 | 0 | 0 | 0 | 0 | 1 | 0 | 7 | 3 | 0 | .250 |
| Feb 17 | JAMES MADISON | *1b | 4 | 1 | 2 | 0 | 0 | 0 | 0 | 1 | 0 | 0 | 0 | 0 | 0 | 0 | 1 | 8 | 0 | 0 | .375 |
| Feb 18 | JAMES MADISON | *dh | 2 | 1 | 1 | 1 | 1 | 0 | 0 | 2 | 0 | 0 | 0 | 0 | 0 | 0 | 1 | 0 | 0 | 0 | .400 |
| Feb 19 | JAMES MADISON | *1b | 3 | 0 | 1 | 2 | 0 | 0 | 0 | 1 | 0 | 0 | 0 | 0 | 0 | 0 | 1 | 8 | 1 | 0 | .385 |
| Feb 23 | vs Oregon State | *1b | 3 | 0 | 1 | 3 | 1 | 0 | 0 | 0 | 0 | 1 | 0 | 0 | 0 | 0 | 0 | 3 | 0 | 0 | .375 |
| Feb 24 | vs Oklahoma State | *1b | 6 | 0 | 1 | 0 | 0 | 0 | 0 | 0 | 0 | 0 | 0 | 0 | 0 | 0 | 3 | 8 | 0 | 0 | .318 |
| Feb 25 | vs Michigan | *1b | 5 | 0 | 2 | 1 | 1 | 0 | 0 | 0 | 0 | 0 | 0 | 0 | 0 | 0 | 0 | 6 | 1 | 0 | .333 |
| Feb 27 | GRAMBLING | *1b | 2 | 1 | 0 | 0 | 0 | 0 | 0 | 1 | 0 | 0 | 0 | 0 | 0 | 1 | 0 | 4 | 0 | 0 | .310 |
| Mar 01 | MURRAY STATE | *1b | 2 | 1 | 0 | 1 | 0 | 0 | 0 | 2 | 0 | 0 | 0 | 0 | 0 | 0 | 0 | 2 | 1 | 0 | .290 |
| Mar 02 | MURRAY STATE | *1b | 4 | 3 | 2 | 0 | 0 | 0 | 0 | 1 | 0 | 0 | 0 | 0 | 0 | 0 | 0 | 6 | 0 | 0 | .314 |
| Mar 03 | MURRAY STATE | *dh | 3 | 0 | 1 | 0 | 0 | 0 | 0 | 1 | 0 | 0 | 0 | 0 | 0 | 0 | 1 | 0 | 0 | 0 | .316 |
| Mar 05 | UCA | *1b | 4 | 2 | 2 | 3 | 0 | 0 | 1 | 0 | 0 | 0 | 0 | 0 | 0 | 1 | 0 | 11 | 1 | 1 | .333 |
| Mar 09 | MCNEESE-1 | *1b | 4 | 1 | 2 | 0 | 1 | 0 | 0 | 0 | 0 | 0 | 0 | 0 | 0 | 0 | 0 | 7 | 1 | 0 | .348 |
| Mar 09 | MCNEESE-2 | *1b | 4 | 0 | 0 | 0 | 0 | 0 | 0 | 0 | 0 | 0 | 0 | 0 | 0 | 0 | 1 | 7 | 0 | 0 | .320 |
| Mar 10 | MCNEESE | *1b | 5 | 2 | 4 | 3 | 1 | 0 | 0 | 0 | 0 | 0 | 0 | 0 | 0 | 0 | 0 | 6 | 2 | 0 | .364 |
| Mar 12 | ORAL ROBERTS | *1b | 2 | 0 | 0 | 0 | 0 | 0 | 0 | 2 | 0 | 0 | 0 | 0 | 0 | 1 | 0 | 9 | 1 | 0 | .351 |
| Mar 15 | MISSOURI | *1b | 4 | 0 | 0 | 0 | 0 | 0 | 0 | 0 | 0 | 0 | 0 | 0 | 0 | 0 | 0 | 9 | 0 | 0 | .328 |
| Mar 16 | MISSOURI | *1b | 3 | 1 | 0 | 0 | 0 | 0 | 0 | 1 | 0 | 0 | 0 | 0 | 0 | 0 | 0 | 7 | 0 | 0 | .312 |
| Mar 17 | MISSOURI | *1b | 2 | 1 | 1 | 2 | 0 | 0 | 1 | 2 | 0 | 0 | 0 | 0 | 1 | 0 | 0 | 7 | 2 | 0 | .318 |
| Mar 21 | at Auburn | *1b | 4 | 0 | 1 | 0 | 0 | 0 | 0 | 0 | 0 | 0 | 0 | 0 | 0 | 0 | 0 | 5 | 2 | 0 | .314 |
| Mar 22 | at Auburn | *1b | 3 | 2 | 2 | 1 | 0 | 0 | 1 | 1 | 0 | 0 | 0 | 0 | 0 | 0 | 0 | 6 | 0 | 0 | .329 |
| Mar 23 | at Auburn | *1b | 2 | 1 | 0 | 0 | 0 | 0 | 0 | 3 | 0 | 0 | 0 | 0 | 0 | 0 | 1 | 9 | 0 | 0 | .320 |
| Mar 26 | LITTLE ROCK | *1b | 1 | 2 | 0 | 0 | 0 | 0 | 0 | 3 | 0 | 0 | 0 | 0 | 0 | 0 | 0 | 9 | 0 | 0 | .316 |
| Mar 28 | LSU | *1b | 3 | 0 | 1 | 1 | 0 | 0 | 0 | 1 | 0 | 0 | 0 | 0 | 1 | 0 | 1 | 5 | 0 | 0 | .316 |
| Mar 29 | LSU | *1b | 4 | 0 | 1 | 1 | 1 | 0 | 0 | 1 | 0 | 0 | 0 | 0 | 0 | 0 | 1 | 9 | 0 | 0 | .313 |
| Mar 30 | LSU | *1b | 5 | 0 | 0 | 0 | 0 | 0 | 0 | 0 | 0 | 0 | 0 | 0 | 0 | 0 | 2 | 8 | 1 | 0 | .295 |
| Apr 02 | ARKANSAS STAT | *1b/3 | 4 | 3 | 3 | 3 | 0 | 0 | 1 | 0 | 0 | 0 | 0 | 0 | 0 | 0 | 0 | 5 | 1 | 0 | .315 |
| Apr 04 | OLE MISS | *1b | 2 | 1 | 0 | 0 | 0 | 0 | 0 | 2 | 0 | 0 | 0 | 0 | 0 | 0 | 0 | 3 | 2 | 0 | .309 |
| Apr 05 | OLE MISS | *1b | 2 | 1 | 1 | 0 | 0 | 0 | 0 | 3 | 0 | 0 | 0 | 0 | 0 | 0 | 0 | 4 | 0 | 0 | .312 |
| Apr 06 | OLE MISS | *1b | 4 | 0 | 0 | 0 | 0 | 0 | 0 | 1 | 0 | 0 | 0 | 0 | 0 | 0 | 2 | 4 | 1 | 0 | .300 |
| Apr 09 | SAN JOSE STATE | *1b | 4 | 1 | 1 | 1 | 0 | 0 | 1 | 0 | 0 | 0 | 0 | 0 | 0 | 0 | 1 | 10 | 0 | 0 | .298 |
| Apr 10 | SAN JOSE STATE | *1b | 5 | 0 | 2 | 2 | 1 | 0 | 0 | 0 | 0 | 0 | 0 | 0 | 0 | 0 | 1 | 6 | 1 | 0 | .303 |
| Apr 12 | at Alabama | *1b | 4 | 1 | 1 | 2 | 0 | 0 | 1 | 1 | 0 | 0 | 0 | 0 | 0 | 0 | 0 | 3 | 0 | 0 | .301 |
| Apr 13 | at Alabama | *1b | 4 | 0 | 0 | 0 | 0 | 0 | 0 | 0 | 0 | 0 | 0 | 0 | 0 | 0 | 1 | 8 | 0 | 0 | .291 |
| Apr 14 | at Alabama | *1b | 4 | 0 | 2 | 0 | 0 | 0 | 0 | 0 | 0 | 0 | 0 | 0 | 0 | 1 | 0 | 9 | 1 | 0 | .298 |
| Totals | | 35gs | 121 | 26 | 36 | 28 | 7 | 0 | 6 | 30 | 0 | 0 | 1 | 0 | 2 | 5 | 18 | 218 | 22 | 1 | .298 |

On base pct. .435 • Slugging pct. .504

#21 Mason Molina - 5 games (All games)

| Date | Opponent | Pos | AB | R | H | RBI | 2B | 3B | HR | BB | SB | CS | HBP | SAC | SF | GDP | K | PO | A | E | Avg |
|--------|--------------|-----|----|---|---|-----|----|----|----|----|----|----|-----|-----|----|-----|---|----|---|---|------|
| Feb 25 | vs Michigan | *p | 0 | 0 | 0 | 0 | 0 | 0 | 0 | 0 | 0 | 0 | 0 | 0 | 0 | 0 | 0 | 0 | 1 | 0 | .000 |
| Mar 03 | MURRAY STATE | *p | 0 | 0 | 0 | 0 | 0 | 0 | 0 | 0 | 0 | 0 | 0 | 0 | 0 | 0 | 0 | 1 | 0 | 0 | .000 |
| Mar 10 | MCNEESE | *p | 0 | 0 | 0 | 0 | 0 | 0 | 0 | 0 | 0 | 0 | 0 | 0 | 0 | 0 | 0 | 0 | 2 | 0 | .000 |
| Mar 17 | MISSOURI | *p | 0 | 0 | 0 | 0 | 0 | 0 | 0 | 0 | 0 | 0 | 0 | 0 | 0 | 0 | 0 | 0 | 1 | 0 | .000 |
| Apr 05 | OLE MISS | *p | 0 | 0 | 0 | 0 | 0 | 0 | 0 | 0 | 0 | 0 | 0 | 0 | 0 | 0 | 0 | 0 | 0 | 1 | .000 |
| Totals | | 5gs | 0 | 0 | 0 | 0 | 0 | 0 | 0 | 0 | 0 | 0 | 0 | 0 | 0 | 0 | 0 | 1 | 4 | 1 | .000 |

On base pct. .000 • Slugging pct. .000

#21 Mason Molina - 9 appearances (All games)

| Date | Opponent | GS | IP | H | R | ER | BB | SO | 2B | 3B | HR | WP | BK | HBP | IBB | Score | W-L | Sv | ERA | NP |
|--------|---------------|----|------|----|----|----|----|----|----|----|----|----|----|-----|-----|-------|-----|----|------|-----|
| Feb 18 | JAMES MADISON | * | 3.2 | 3 | 2 | 2 | 3 | 9 | 1 | 0 | 0 | 1 | 0 | 0 | 0 | 3-7 | 0-0 | 0 | 4.91 | 72 |
| Feb 25 | vs Michigan | * | 5.0 | 0 | 0 | 0 | 1 | 10 | 0 | 0 | 0 | 0 | 0 | 1 | 0 | 4-3 | 1-0 | 0 | 2.08 | 81 |
| Mar 03 | MURRAY STATE | * | 5.0 | 2 | 1 | 1 | 1 | 10 | 0 | 0 | 1 | 0 | 0 | 1 | 0 | 5-3 | 2-0 | 0 | 1.98 | 77 |
| Mar 10 | MCNEESE | * | 4.0 | 3 | 4 | 4 | 3 | 4 | 1 | 0 | 1 | 0 | 1 | 1 | 0 | 18-5 | 2-0 | 0 | 3.57 | 77 |
| Mar 17 | MISSOURI | * | 5.1 | 1 | 0 | 0 | 3 | 10 | 0 | 0 | 0 | 0 | 0 | 1 | 0 | 9-1 | 3-0 | 0 | 2.74 | 98 |
| Mar 23 | at Auburn | * | 5.0 | 3 | 1 | 1 | 4 | 4 | 1 | 0 | 0 | 0 | 0 | 1 | 0 | 6-8 | 3-0 | 0 | 2.57 | 74 |
| Mar 29 | LSU | * | 5.0 | 7 | 3 | 3 | 3 | 7 | 0 | 0 | 0 | 0 | 0 | 1 | 0 | 4-3 | 3-0 | 0 | 3.00 | 96 |
| Apr 05 | OLE MISS | * | 4.1 | 3 | 3 | 3 | 3 | 5 | 0 | 0 | 2 | 1 | 0 | 0 | 0 | 8-3 | 3-0 | 0 | 3.38 | 83 |
| Apr 13 | at Alabama | * | 6.0 | 5 | 2 | 2 | 0 | 6 | 1 | 0 | 2 | 0 | 0 | 1 | 0 | 3-4 | 3-0 | 0 | 3.32 | 101 |
| Totals | | 9 | 43.1 | 27 | 16 | 16 | 21 | 65 | 4 | 0 | 6 | 2 | 1 | 7 | 0 | 60-37 | 3-0 | 0 | 3.32 | - |



INDIVIDUAL GAME-BY-GAME

#16 Hudson Polk - 8 games (All games)

| Date | Opponent | Pos | AB | R | H | RBI | 2B | 3B | HR | BB | SB | CS | HBP | SAC | SF | GDP | K | PO | A | E | Avg |
|--------|----------------|------|----|---|---|-----|----|----|----|----|----|----|-----|-----|----|-----|---|----|---|---|------|
| Feb 27 | GRAMBLING | *c | 4 | 2 | 1 | 4 | 0 | 0 | 1 | 1 | 0 | 0 | 0 | 0 | 0 | 0 | 1 | 11 | 0 | 0 | .250 |
| Mar 01 | MURRAY STATE | *dh | 3 | 1 | 1 | 0 | 0 | 0 | 0 | 1 | 0 | 0 | 0 | 0 | 0 | 0 | 1 | 0 | 0 | 0 | .286 |
| Mar 02 | MURRAY STATE | ph | 0 | 0 | 0 | 1 | 0 | 0 | 0 | 0 | 0 | 0 | 0 | 0 | 1 | 0 | 0 | 0 | 0 | 0 | .286 |
| Mar 05 | UCA | *dh | 3 | 1 | 1 | 0 | 0 | 0 | 0 | 1 | 0 | 0 | 0 | 0 | 0 | 0 | 1 | 0 | 0 | 0 | .300 |
| Mar 09 | MCNEESE-1 | ph | 1 | 0 | 0 | 0 | 0 | 0 | 0 | 0 | 0 | 0 | 0 | 0 | 0 | 0 | 1 | 0 | 0 | 0 | .273 |
| Mar 12 | ORAL ROBERTS | *dh | 3 | 0 | 0 | 0 | 0 | 0 | 0 | 1 | 0 | 0 | 0 | 0 | 0 | 0 | 0 | 0 | 0 | 0 | .214 |
| Mar 17 | MISSOURI | ph/d | 2 | 0 | 0 | 0 | 0 | 0 | 0 | 0 | 0 | 0 | 0 | 0 | 0 | 1 | 1 | 0 | 0 | 0 | .188 |
| Apr 09 | SAN JOSE STATE | *dh | 4 | 0 | 0 | 0 | 0 | 0 | 0 | 0 | 0 | 0 | 0 | 0 | 0 | 0 | 3 | 0 | 0 | 0 | .150 |
| Totals | | 5gs | 20 | 4 | 3 | 5 | 0 | 0 | 1 | 4 | 0 | 0 | 0 | 0 | 1 | 1 | 8 | 11 | 0 | 0 | .150 |

On base pct. .280 • Slugging pct. .300

#44 Parker Rowland - 7 games (All games)

| Date | Opponent | Pos | AB | R | H | RBI | 2B | 3B | HR | BB | SB | CS | HBP | SAC | SF | GDP | K | PO | A | E | Avg |
|--------|----------------|-----|----|---|---|-----|----|----|----|----|----|----|-----|-----|----|-----|---|----|---|---|------|
| Feb 19 | JAMES MADISON | *c | 3 | 0 | 0 | 0 | 0 | 0 | 0 | 1 | 0 | 0 | 0 | 0 | 0 | 0 | 0 | 9 | 0 | 0 | .000 |
| Feb 25 | vs Michigan | *c | 1 | 0 | 0 | 0 | 0 | 0 | 0 | 3 | 0 | 0 | 0 | 0 | 0 | 0 | 1 | 11 | 0 | 1 | .000 |
| Mar 09 | MCNEESE-2 | c | 1 | 1 | 1 | 0 | 0 | 0 | 0 | 0 | 0 | 0 | 0 | 0 | 0 | 0 | 0 | 1 | 0 | 0 | .200 |
| Mar 12 | ORAL ROBERTS | *c | 2 | 0 | 1 | 0 | 0 | 0 | 0 | 1 | 0 | 0 | 0 | 1 | 0 | 0 | 0 | 10 | 0 | 0 | .286 |
| Mar 16 | MISSOURI | *c | 2 | 0 | 0 | 0 | 0 | 0 | 0 | 1 | 0 | 0 | 0 | 0 | 0 | 0 | 0 | 13 | 0 | 0 | .222 |
| Mar 22 | at Auburn | *c | 2 | 0 | 0 | 0 | 0 | 0 | 0 | 0 | 0 | 0 | 0 | 0 | 0 | 0 | 2 | 9 | 0 | 2 | .182 |
| Apr 10 | SAN JOSE STATE | *c | 3 | 0 | 1 | 0 | 0 | 0 | 0 | 0 | 0 | 0 | 0 | 1 | 0 | 0 | 1 | 11 | 0 | 0 | .214 |
| Totals | | 6gs | 14 | 1 | 3 | 0 | 0 | 0 | 0 | 6 | 0 | 0 | 0 | 2 | 0 | 0 | 4 | 64 | 0 | 3 | .214 |

On base pct. .450 • Slugging pct. .214

#33 Hagen Smith - 6 games (All games)

| Date | Opponent | Pos | AB | R | H | RBI | 2B | 3B | HR | BB | SB | CS | HBP | SAC | SF | GDP | K | PO | A | E | Avg |
|--------|--------------|-----|----|---|---|-----|----|----|----|----|----|----|-----|-----|----|-----|---|----|---|---|------|
| Mar 01 | MURRAY STATE | *p | 0 | 0 | 0 | 0 | 0 | 0 | 0 | 0 | 0 | 0 | 0 | 0 | 0 | 0 | 0 | 0 | 1 | 0 | .000 |
| Mar 15 | MISSOURI | *p | 0 | 0 | 0 | 0 | 0 | 0 | 0 | 0 | 0 | 0 | 0 | 0 | 0 | 0 | 0 | 0 | 2 | 0 | .000 |
| Mar 21 | at Auburn | *p | 0 | 0 | 0 | 0 | 0 | 0 | 0 | 0 | 0 | 0 | 0 | 0 | 0 | 0 | 0 | 1 | 0 | 0 | .000 |
| Mar 28 | LSU | *p | 0 | 0 | 0 | 0 | 0 | 0 | 0 | 0 | 0 | 0 | 0 | 0 | 0 | 0 | 0 | 0 | 1 | 0 | .000 |
| Apr 04 | OLE MISS | *p | 0 | 0 | 0 | 0 | 0 | 0 | 0 | 0 | 0 | 0 | 0 | 0 | 0 | 0 | 0 | 2 | 0 | 0 | .000 |
| Apr 12 | at Alabama | *p | 0 | 0 | 0 | 0 | 0 | 0 | 0 | 0 | 0 | 0 | 0 | 0 | 0 | 0 | 0 | 1 | 0 | 0 | .000 |
| Totals | | 6gs | 0 | 0 | 0 | 0 | 0 | 0 | 0 | 0 | 0 | 0 | 0 | 0 | 0 | 0 | 0 | 4 | 4 | 0 | .000 |

On base pct. .000 • Slugging pct. .000

#33 Hagen Smith - 9 appearances (All games)

| Date | Opponent | GS | IP | H | R | ER | BB | SO | 2B | 3B | HR | WP | BK | HBP | IBB | Score | W-L | Sv | ERA | NP |
|--------|-----------------|----|------|----|---|----|----|----|----|----|----|----|----|-----|-----|-------|-----|----|-------|-----|
| Feb 16 | JAMES MADISON | * | 1.0 | 1 | 3 | 3 | 2 | 2 | 0 | 0 | 1 | 0 | 0 | 1 | 0 | 6-4 | 0-0 | 0 | 27.00 | 42 |
| Feb 23 | vs Oregon State | * | 6.0 | 3 | 0 | 0 | 1 | 17 | 0 | 0 | 0 | 0 | 0 | 0 | 0 | 5-4 | 0-0 | 0 | 3.86 | 78 |
| Mar 01 | MURRAY STATE | * | 6.0 | 1 | 1 | 1 | 1 | 12 | 0 | 0 | 1 | 0 | 0 | 0 | 0 | 5-1 | 1-0 | 0 | 2.77 | 81 |
| Mar 09 | MCNEESE-1 | * | 4.0 | 1 | 0 | 0 | 3 | 9 | 0 | 0 | 0 | 0 | 0 | 0 | 0 | 3-1 | 2-0 | 0 | 2.12 | 64 |
| Mar 15 | MISSOURI | * | 6.0 | 2 | 0 | 0 | 1 | 10 | 1 | 0 | 0 | 0 | 0 | 0 | 0 | 8-0 | 3-0 | 0 | 1.57 | 100 |
| Mar 21 | at Auburn | * | 6.0 | 3 | 0 | 0 | 2 | 12 | 0 | 0 | 0 | 1 | 0 | 1 | 0 | 1-0 | 4-0 | 0 | 1.24 | 87 |
| Mar 28 | LSU | * | 6.0 | 5 | 2 | 2 | 0 | 10 | 0 | 0 | 2 | 0 | 0 | 0 | 0 | 7-4 | 5-0 | 0 | 1.54 | 97 |
| Apr 04 | OLE MISS | * | 6.0 | 4 | 2 | 2 | 4 | 11 | 0 | 0 | 0 | 0 | 0 | 1 | 0 | 5-2 | 6-0 | 0 | 1.76 | 105 |
| Apr 12 | at Alabama | * | 6.0 | 2 | 0 | 0 | 3 | 6 | 0 | 0 | 0 | 0 | 0 | 0 | 0 | 5-3 | 7-0 | 0 | 1.53 | 96 |
| Totals | | 9 | 47.0 | 22 | 8 | 8 | 17 | 89 | 1 | 0 | 4 | 1 | 0 | 3 | 0 | 45-19 | 7-0 | 0 | 1.53 | - |



#3 Nolan Souza - 24 games (All games)

| Date | Opponent | Pos | AB | R | H | RBI | 2B | 3B | HR | BB | SB | CS | HBP | SAC | SF | GDP | K | PO | A | E | Avg |
|--------|----------------|------|----|----|----|-----|----|----|----|----|----|----|-----|-----|----|-----|----|----|----|---|------|
| Feb 18 | JAMES MADISON | *2b | 4 | 0 | 1 | 0 | 1 | 0 | 0 | 0 | 0 | 0 | 0 | 0 | 0 | 0 | 1 | 1 | 1 | 0 | .250 |
| Feb 25 | vs Michigan | *2b | 2 | 1 | 0 | 0 | 0 | 0 | 0 | 2 | 0 | 0 | 0 | 0 | 0 | 0 | 2 | 0 | 1 | 0 | .167 |
| Feb 27 | GRAMBLING | ss | 1 | 1 | 1 | 0 | 1 | 0 | 0 | 1 | 0 | 0 | 0 | 0 | 0 | 0 | 0 | 0 | 0 | 0 | .286 |
| Mar 02 | MURRAY STATE | *2b | 1 | 0 | 1 | 2 | 0 | 0 | 0 | 1 | 1 | 0 | 0 | 0 | 0 | 0 | 0 | 0 | 0 | 0 | .375 |
| Mar 03 | MURRAY STATE | *2b | 4 | 1 | 2 | 3 | 0 | 0 | 1 | 0 | 0 | 0 | 0 | 0 | 0 | 0 | 0 | 1 | 0 | 0 | .417 |
| Mar 05 | UCA | *2b | 3 | 0 | 0 | 0 | 0 | 0 | 0 | 0 | 0 | 0 | 1 | 0 | 0 | 0 | 0 | 0 | 2 | 0 | .333 |
| Mar 09 | MCNEESE-1 | *2b | 1 | 1 | 0 | 0 | 0 | 0 | 0 | 1 | 1 | 0 | 0 | 0 | 0 | 0 | 0 | 1 | 0 | 0 | .312 |
| Mar 09 | MCNEESE-2 | *2b | 4 | 0 | 3 | 0 | 0 | 0 | 0 | 0 | 0 | 0 | 0 | 0 | 0 | 0 | 0 | 2 | 1 | 0 | .400 |
| Mar 10 | MCNEESE | *2b | 2 | 2 | 0 | 1 | 0 | 0 | 0 | 2 | 0 | 0 | 0 | 0 | 0 | 0 | 2 | 0 | 1 | 0 | .364 |
| Mar 15 | MISSOURI | *dh | 4 | 2 | 3 | 3 | 0 | 0 | 2 | 0 | 0 | 0 | 0 | 0 | 0 | 0 | 0 | 0 | 0 | 0 | .423 |
| Mar 16 | MISSOURI | *dh | 3 | 0 | 0 | 0 | 0 | 0 | 0 | 0 | 0 | 0 | 1 | 0 | 0 | 0 | 2 | 0 | 0 | 0 | .379 |
| Mar 17 | MISSOURI | *dh | 2 | 0 | 0 | 0 | 0 | 0 | 0 | 0 | 0 | 0 | 0 | 0 | 0 | 0 | 0 | 0 | 0 | 0 | .355 |
| Mar 21 | at Auburn | *dh | 3 | 0 | 0 | 0 | 0 | 0 | 0 | 1 | 1 | 0 | 0 | 0 | 0 | 0 | 2 | 0 | 0 | 0 | .324 |
| Mar 22 | at Auburn | ph | 1 | 0 | 0 | 0 | 0 | 0 | 0 | 0 | 0 | 0 | 0 | 0 | 0 | 0 | 1 | 0 | 0 | 0 | .314 |
| Mar 23 | at Auburn | *dh | 4 | 1 | 1 | 0 | 0 | 0 | 0 | 1 | 0 | 0 | 0 | 0 | 0 | 0 | 1 | 0 | 0 | 0 | .308 |
| Mar 29 | LSU | *dh | 3 | 1 | 0 | 0 | 0 | 0 | 0 | 1 | 0 | 0 | 0 | 0 | 0 | 0 | 2 | 0 | 0 | 0 | .286 |
| Apr 02 | ARKANSAS STAT | *dh | 3 | 2 | 2 | 4 | 1 | 0 | 1 | 0 | 0 | 0 | 0 | 0 | 0 | 0 | 1 | 0 | 0 | 0 | .311 |
| Apr 04 | OLE MISS | *dh | 3 | 0 | 2 | 0 | 0 | 0 | 0 | 0 | 0 | 0 | 0 | 0 | 0 | 0 | 0 | 0 | 0 | 0 | .333 |
| Apr 05 | OLE MISS | ph/d | 3 | 0 | 1 | 0 | 0 | 0 | 0 | 0 | 0 | 0 | 0 | 0 | 0 | 0 | 1 | 0 | 0 | 0 | .333 |
| Apr 06 | OLE MISS | *dh | 5 | 2 | 3 | 5 | 0 | 0 | 2 | 0 | 0 | 0 | 0 | 0 | 1 | 0 | 0 | 0 | 0 | 0 | .357 |
| Apr 09 | SAN JOSE STATE | *3b | 2 | 0 | 1 | 2 | 1 | 0 | 0 | 3 | 0 | 0 | 0 | 0 | 0 | 0 | 1 | 1 | 3 | 0 | .362 |
| Apr 10 | SAN JOSE STATE | *3b | 5 | 0 | 1 | 2 | 1 | 0 | 0 | 0 | 0 | 0 | 0 | 0 | 0 | 0 | 1 | 0 | 2 | 0 | .349 |
| Apr 12 | at Alabama | *dh | 3 | 0 | 0 | 0 | 0 | 0 | 0 | 1 | 0 | 0 | 0 | 0 | 0 | 0 | 2 | 0 | 0 | 0 | .333 |
| Apr 14 | at Alabama | *dh | 4 | 0 | 0 | 0 | 0 | 0 | 0 | 0 | 0 | 0 | 0 | 0 | 0 | 0 | 1 | 0 | 0 | 0 | .314 |
| Totals | | 21gs | 70 | 14 | 22 | 22 | 5 | 0 | 6 | 14 | 3 | 0 | 2 | 0 | 0 | 1 | 20 | 6 | 11 | 0 | .314 |

On base pct. .442 • Slugging pct. .643

#12 Jared Sprague-Lott - 26 games (All games)

| Date | Opponent | Pos | AB | R | H | RBI | 2B | 3B | HR | BB | SB | CS | HBP | SAC | SF | GDP | K | PO | A | E | Avg |
|--------|-------------------|------|----|----|----|-----|----|----|----|----|----|----|-----|-----|----|-----|----|----|----|---|-------|
| Feb 16 | JAMES MADISON | *3b | 2 | 1 | 2 | 2 | 0 | 0 | 1 | 2 | 0 | 0 | 0 | 0 | 0 | 0 | 0 | 2 | 1 | 0 | 1.000 |
| Feb 17 | JAMES MADISON | *3b | 3 | 1 | 1 | 2 | 0 | 0 | 0 | 2 | 0 | 0 | 0 | 0 | 0 | 0 | 2 | 2 | 4 | 0 | .600 |
| Feb 19 | JAMES MADISON | *3b | 4 | 0 | 0 | 0 | 0 | 0 | 0 | 0 | 0 | 0 | 0 | 0 | 0 | 0 | 2 | 0 | 0 | 1 | .333 |
| Feb 23 | vs Oregon State | *3b | 3 | 1 | 1 | 0 | 0 | 0 | 0 | 0 | 0 | 0 | 1 | 0 | 0 | 0 | 0 | 0 | 1 | 0 | .333 |
| Feb 24 | vs Oklahoma State | *3b | 5 | 1 | 3 | 0 | 2 | 0 | 0 | 1 | 0 | 0 | 0 | 0 | 0 | 0 | 1 | 0 | 1 | 2 | .412 |
| Feb 25 | vs Michigan | *3b | 4 | 0 | 2 | 0 | 1 | 0 | 0 | 0 | 1 | 0 | 1 | 0 | 0 | 0 | 0 | 1 | 2 | 2 | .429 |
| Feb 27 | GRAMBLING | *3b | 3 | 2 | 2 | 1 | 1 | 0 | 0 | 2 | 0 | 0 | 0 | 0 | 0 | 0 | 0 | 0 | 2 | 0 | .458 |
| Mar 01 | MURRAY STATE | *3b | 4 | 1 | 1 | 0 | 0 | 0 | 0 | 0 | 0 | 0 | 0 | 0 | 0 | 0 | 0 | 1 | 0 | 0 | .429 |
| Mar 02 | MURRAY STATE | *3b | 4 | 2 | 2 | 1 | 0 | 0 | 0 | 1 | 0 | 0 | 0 | 0 | 0 | 0 | 0 | 0 | 2 | 0 | .438 |
| Mar 03 | MURRAY STATE | *3b | 4 | 1 | 1 | 0 | 0 | 0 | 0 | 0 | 0 | 0 | 0 | 0 | 0 | 0 | 0 | 2 | 0 | 0 | .417 |
| Mar 09 | MCNEESE-1 | *3b | 3 | 1 | 1 | 0 | 0 | 0 | 0 | 0 | 0 | 0 | 1 | 0 | 0 | 0 | 1 | 0 | 4 | 0 | .410 |
| Mar 10 | MCNEESE | *3b | 3 | 2 | 0 | 0 | 0 | 0 | 0 | 2 | 0 | 0 | 0 | 0 | 0 | 0 | 0 | 2 | 1 | 0 | .381 |
| Mar 15 | MISSOURI | *3b | 4 | 0 | 0 | 0 | 0 | 0 | 0 | 0 | 0 | 0 | 0 | 0 | 0 | 0 | 0 | 1 | 2 | 0 | .348 |
| Mar 17 | MISSOURI | *3b | 5 | 1 | 2 | 0 | 0 | 0 | 0 | 0 | 0 | 0 | 0 | 0 | 0 | 0 | 0 | 0 | 1 | 0 | .353 |
| Mar 21 | at Auburn | *3b | 4 | 0 | 0 | 0 | 0 | 0 | 0 | 0 | 0 | 0 | 0 | 0 | 0 | 0 | 0 | 0 | 1 | 0 | .327 |
| Mar 22 | at Auburn | *3b | 3 | 0 | 0 | 1 | 0 | 0 | 0 | 1 | 0 | 0 | 0 | 0 | 0 | 0 | 2 | 1 | 2 | 0 | .310 |
| Mar 23 | at Auburn | *3b | 4 | 1 | 2 | 3 | 0 | 0 | 1 | 0 | 0 | 0 | 1 | 0 | 0 | 0 | 0 | 1 | 0 | 0 | .323 |
| Mar 28 | LSU | *3b | 4 | 2 | 1 | 0 | 0 | 0 | 0 | 1 | 0 | 0 | 0 | 0 | 0 | 1 | 1 | 0 | 1 | 0 | .318 |
| Mar 29 | LSU | *3b | 3 | 0 | 0 | 0 | 0 | 0 | 0 | 1 | 0 | 0 | 0 | 1 | 0 | 0 | 2 | 1 | 2 | 0 | .304 |
| Mar 30 | LSU | *3b | 2 | 1 | 0 | 0 | 0 | 0 | 0 | 2 | 0 | 0 | 0 | 0 | 0 | 0 | 1 | 1 | 3 | 0 | .296 |
| Apr 04 | OLE MISS | *3b | 4 | 1 | 1 | 2 | 0 | 0 | 1 | 0 | 0 | 0 | 0 | 0 | 0 | 0 | 2 | 0 | 0 | 0 | .293 |
| Apr 05 | OLE MISS | *3b | 4 | 1 | 2 | 2 | 1 | 0 | 0 | 0 | 0 | 0 | 0 | 0 | 0 | 0 | 1 | 3 | 1 | 0 | .304 |
| Apr 06 | OLE MISS | *3b | 2 | 1 | 0 | 0 | 0 | 0 | 0 | 3 | 0 | 0 | 0 | 0 | 0 | 0 | 1 | 0 | 1 | 2 | .296 |
| Apr 12 | at Alabama | *3b | 2 | 2 | 2 | 1 | 0 | 0 | 1 | 2 | 1 | 0 | 1 | 0 | 0 | 0 | 0 | 2 | 0 | 0 | .313 |
| Apr 13 | at Alabama | *3b | 4 | 1 | 1 | 1 | 0 | 0 | 1 | 0 | 0 | 0 | 0 | 0 | 0 | 0 | 1 | 0 | 0 | 0 | .310 |
| Apr 14 | at Alabama | *3b | 4 | 0 | 2 | 0 | 1 | 0 | 0 | 0 | 0 | 0 | 0 | 0 | 0 | 0 | 1 | 2 | 1 | 0 | .319 |
| Totals | | 26gs | 91 | 24 | 29 | 16 | 6 | 0 | 5 | 20 | 2 | 0 | 4 | 2 | 0 | 2 | 17 | 23 | 34 | 5 | .319 |

On base pct. .461 • Slugging pct. .549



INDIVIDUAL GAME-BY-GAME

#10 Peyton Stovall - 23 games (All games)

| Date | Opponent | Pos | AB | R | H | RBI | 2B | 3B | HR | BB | SB | CS | HBP | SAC | SF | GDP | K | PO | A | E | Avg |
|--------|----------------|-------|----|----|----|-----|----|----|----|----|----|----|-----|-----|----|-----|----|----|----|---|------|
| Mar 09 | MCNEESE-1 | *dh | 4 | 0 | 1 | 0 | 0 | 0 | 0 | 0 | 0 | 0 | 0 | 0 | 0 | 0 | 1 | 0 | 0 | 0 | .250 |
| Mar 09 | MCNEESE-2 | *dh | 4 | 2 | 2 | 3 | 0 | 0 | 1 | 1 | 0 | 0 | 0 | 0 | 0 | 0 | 1 | 0 | 0 | 0 | .375 |
| Mar 10 | MCNEESE | *dh | 5 | 2 | 2 | 2 | 0 | 0 | 0 | 0 | 0 | 0 | 0 | 0 | 0 | 0 | 0 | 0 | 0 | 0 | .385 |
| Mar 12 | ORAL ROBERTS | *2b | 5 | 0 | 1 | 2 | 0 | 0 | 0 | 0 | 0 | 0 | 0 | 0 | 0 | 0 | 1 | 1 | 2 | 0 | .333 |
| Mar 15 | MISSOURI | *2b | 3 | 1 | 0 | 0 | 0 | 0 | 0 | 1 | 0 | 0 | 0 | 0 | 0 | 0 | 1 | 1 | 1 | 0 | .286 |
| Mar 16 | MISSOURI | *2b | 2 | 1 | 1 | 1 | 0 | 0 | 1 | 1 | 1 | 0 | 1 | 0 | 0 | 0 | 0 | 1 | 1 | 0 | .304 |
| Mar 17 | MISSOURI | *2b | 5 | 2 | 2 | 1 | 1 | 0 | 0 | 0 | 0 | 0 | 0 | 0 | 0 | 0 | 1 | 3 | 2 | 0 | .321 |
| Mar 21 | at Auburn | *2b | 2 | 0 | 0 | 0 | 0 | 0 | 0 | 1 | 0 | 1 | 1 | 0 | 0 | 0 | 0 | 1 | 4 | 0 | .300 |
| Mar 22 | at Auburn | *2b | 4 | 0 | 1 | 1 | 0 | 0 | 0 | 0 | 0 | 0 | 0 | 0 | 1 | 0 | 1 | 1 | 3 | 0 | .294 |
| Mar 23 | at Auburn | *2b | 5 | 1 | 2 | 0 | 0 | 0 | 0 | 0 | 0 | 0 | 0 | 0 | 0 | 0 | 2 | 0 | 6 | 0 | .308 |
| Mar 26 | LITTLE ROCK | *2b | 3 | 2 | 1 | 2 | 0 | 0 | 1 | 1 | 0 | 0 | 0 | 0 | 0 | 0 | 1 | 1 | 3 | 0 | .310 |
| Mar 28 | LSU | *2b | 4 | 0 | 2 | 1 | 0 | 0 | 0 | 1 | 0 | 0 | 0 | 0 | 0 | 0 | 2 | 2 | 0 | 0 | .326 |
| Mar 29 | LSU | *2b | 5 | 0 | 3 | 1 | 2 | 0 | 0 | 0 | 0 | 0 | 0 | 0 | 0 | 0 | 1 | 3 | 6 | 0 | .353 |
| Mar 30 | LSU | *2b | 4 | 1 | 2 | 3 | 0 | 0 | 1 | 1 | 0 | 0 | 0 | 0 | 0 | 0 | 1 | 3 | 5 | 0 | .364 |
| Apr 02 | ARKANSAS STAT | *2b/d | 3 | 2 | 0 | 0 | 0 | 0 | 0 | 1 | 0 | 0 | 1 | 0 | 0 | 0 | 0 | 0 | 1 | 0 | .345 |
| Apr 04 | OLE MISS | *2b | 3 | 1 | 1 | 0 | 0 | 0 | 0 | 1 | 0 | 0 | 0 | 0 | 0 | 0 | 0 | 1 | 0 | 0 | .344 |
| Apr 05 | OLE MISS | *2b | 3 | 2 | 1 | 0 | 0 | 0 | 0 | 1 | 0 | 0 | 0 | 0 | 0 | 0 | 0 | 1 | 0 | 0 | .344 |
| Apr 06 | OLE MISS | *2b | 4 | 0 | 1 | 1 | 1 | 0 | 0 | 1 | 0 | 0 | 0 | 0 | 0 | 0 | 1 | 1 | 1 | 0 | .338 |
| Apr 09 | SAN JOSE STATE | *2b | 5 | 1 | 2 | 1 | 0 | 0 | 0 | 0 | 0 | 0 | 0 | 0 | 0 | 0 | 1 | 1 | 3 | 0 | .342 |
| Apr 10 | SAN JOSE STATE | *2b | 4 | 1 | 4 | 2 | 1 | 0 | 0 | 0 | 1 | 0 | 0 | 0 | 1 | 0 | 0 | 3 | 3 | 0 | .377 |
| Apr 12 | at Alabama | *2b | 5 | 0 | 0 | 0 | 0 | 0 | 0 | 0 | 0 | 0 | 0 | 0 | 0 | 0 | 2 | 1 | 3 | 0 | .354 |
| Apr 13 | at Alabama | *2b | 5 | 1 | 2 | 1 | 1 | 0 | 1 | 0 | 0 | 0 | 0 | 0 | 0 | 0 | 0 | 1 | 1 | 0 | .356 |
| Apr 14 | at Alabama | *2b | 4 | 0 | 0 | 0 | 0 | 0 | 0 | 0 | 0 | 0 | 0 | 0 | 0 | 0 | 1 | 0 | 4 | 0 | .341 |
| Totals | | 23gs | 91 | 20 | 31 | 22 | 6 | 0 | 5 | 11 | 2 | 1 | 3 | 0 | 2 | 0 | 18 | 26 | 49 | 0 | .341 |

On base pct. .421 • Slugging pct. .571

#25 Brady Tygart - 5 games (All games)

| Date | Opponent | Pos | AB | R | H | RBI | 2B | 3B | HR | BB | SB | CS | HBP | SAC | SF | GDP | K | PO | A | E | Avg |
|--------|-------------------|-----|----|---|---|-----|----|----|----|----|----|----|-----|-----|----|-----|---|----|---|---|------|
| Feb 24 | vs Oklahoma State | *p | 0 | 0 | 0 | 0 | 0 | 0 | 0 | 0 | 0 | 0 | 0 | 0 | 0 | 0 | 0 | 0 | 2 | 0 | .000 |
| Mar 02 | MURRAY STATE | *p | 0 | 0 | 0 | 0 | 0 | 0 | 0 | 0 | 0 | 0 | 0 | 0 | 0 | 0 | 0 | 0 | 1 | 0 | .000 |
| Mar 22 | at Auburn | *p | 0 | 0 | 0 | 0 | 0 | 0 | 0 | 0 | 0 | 0 | 0 | 0 | 0 | 0 | 0 | 0 | 2 | 0 | .000 |
| Apr 06 | OLE MISS | *p | 0 | 0 | 0 | 0 | 0 | 0 | 0 | 0 | 0 | 0 | 0 | 0 | 0 | 0 | 0 | 2 | 0 | 0 | .000 |
| Apr 14 | at Alabama | *p | 0 | 0 | 0 | 0 | 0 | 0 | 0 | 0 | 0 | 0 | 0 | 0 | 0 | 0 | 0 | 1 | 0 | 0 | .000 |
| Totals | | 5gs | 0 | 0 | 0 | 0 | 0 | 0 | 0 | 0 | 0 | 0 | 0 | 0 | 0 | 0 | 0 | 3 | 5 | 0 | .000 |

On base pct. .000 • Slugging pct. .000

#25 Brady Tygart - 9 appearances (All games)

| Date | Opponent | GS | IP | H | R | ER | BB | SO | 2B | 3B | HR | WP | BK | HBP | IBB | Score | W-L | Sv | ERA | NP |
|--------|-------------------|----|------|----|----|----|----|----|----|----|----|----|----|-----|-----|-------|-----|----|------|----|
| Feb 17 | JAMES MADISON | * | 5.0 | 2 | 1 | 1 | 2 | 4 | 0 | 0 | 0 | 0 | 0 | 3 | 0 | 15-5 | 1-0 | 0 | 1.80 | 78 |
| Feb 24 | vs Oklahoma State | * | 6.0 | 3 | 0 | 0 | 2 | 6 | 0 | 0 | 0 | 0 | 0 | 1 | 0 | 1-2 | 1-0 | 0 | 0.82 | 78 |
| Mar 02 | MURRAY STATE | * | 5.0 | 3 | 1 | 1 | 1 | 10 | 0 | 0 | 1 | 0 | 0 | 0 | 0 | 11-1 | 2-0 | 0 | 1.12 | 76 |
| Mar 09 | MCNEESE-2 | * | 4.0 | 3 | 0 | 0 | 2 | 8 | 0 | 0 | 0 | 0 | 0 | 3 | 0 | 11-1 | 3-0 | 0 | 0.90 | 88 |
| Mar 16 | MISSOURI | * | 4.2 | 1 | 0 | 0 | 4 | 7 | 0 | 0 | 0 | 0 | 0 | 2 | 0 | 6-0 | 3-0 | 0 | 0.73 | 87 |
| Mar 22 | at Auburn | * | 3.2 | 3 | 3 | 3 | 5 | 4 | 1 | 0 | 0 | 1 | 1 | 0 | 0 | 6-5 | 3-0 | 0 | 1.59 | 76 |
| Mar 30 | LSU | * | 4.0 | 5 | 4 | 4 | 0 | 3 | 0 | 0 | 3 | 0 | 0 | 1 | 0 | 7-5 | 3-0 | 0 | 2.51 | 68 |
| Apr 06 | OLE MISS | * | 4.1 | 4 | 2 | 2 | 3 | 7 | 0 | 0 | 0 | 0 | 0 | 0 | 0 | 7-4 | 3-0 | 0 | 2.70 | 82 |
| Apr 14 | at Alabama | * | 5.0 | 5 | 1 | 1 | 2 | 3 | 0 | 0 | 0 | 2 | 0 | 1 | 0 | 0-5 | 3-1 | 0 | 2.59 | 87 |
| Totals | | 9 | 41.2 | 29 | 12 | 12 | 21 | 52 | 1 | 0 | 4 | 3 | 1 | 11 | 0 | 64-28 | 3-1 | 0 | 2.59 | - |



#4 Jack Wagner - 10 games (All games)

| Date | Opponent | Pos | AB | R | H | RBI | 2B | 3B | HR | BB | SB | CS | HBP | SAC | SF | GDP | K | PO | A | E | Avg | |
|--------|-------------------|------|----|---|---|-----|----|----|----|----|----|----|-----|-----|----|-----|---|----|---|---|-----|------|
| Feb 16 | JAMES MADISON | *dh | 3 | 1 | 1 | 0 | 1 | 0 | 0 | 1 | 1 | 0 | 0 | 0 | 0 | 0 | 0 | 0 | 0 | 0 | 0 | .333 |
| Feb 18 | JAMES MADISON | *1b | 3 | 0 | 1 | 1 | 0 | 0 | 0 | 0 | 0 | 0 | 1 | 0 | 0 | 1 | 0 | 6 | 0 | 1 | 0 | .333 |
| Feb 24 | vs Oklahoma State | 1b | 1 | 0 | 0 | 0 | 0 | 0 | 0 | 0 | 0 | 0 | 0 | 0 | 0 | 0 | 1 | 1 | 0 | 0 | 0 | .286 |
| Feb 27 | GRAMBLING | ph/1 | 2 | 1 | 1 | 1 | 1 | 0 | 0 | 1 | 0 | 0 | 0 | 0 | 0 | 0 | 0 | 1 | 1 | 1 | 0 | .333 |
| Mar 03 | MURRAY STATE | *1b | 4 | 0 | 1 | 0 | 0 | 0 | 0 | 0 | 0 | 0 | 0 | 0 | 0 | 0 | 1 | 1 | 0 | 0 | 1 | .308 |
| Mar 26 | LITTLE ROCK | *dh | 3 | 1 | 1 | 2 | 0 | 0 | 1 | 0 | 0 | 0 | 0 | 0 | 1 | 0 | 0 | 0 | 0 | 0 | 0 | .312 |
| Mar 28 | LSU | *dh | 4 | 1 | 1 | 1 | 0 | 0 | 1 | 1 | 0 | 0 | 0 | 0 | 0 | 0 | 2 | 0 | 0 | 0 | 0 | .300 |
| Apr 02 | ARKANSAS STAT | ph/1 | 1 | 0 | 0 | 0 | 0 | 0 | 0 | 0 | 0 | 0 | 0 | 0 | 0 | 0 | 1 | 1 | 0 | 0 | 0 | .286 |
| Apr 05 | OLE MISS | *dh | 2 | 0 | 0 | 0 | 0 | 0 | 0 | 0 | 0 | 0 | 0 | 0 | 0 | 0 | 2 | 0 | 0 | 0 | 0 | .261 |
| Apr 10 | SAN JOSE STATE | *dh | 4 | 2 | 2 | 1 | 0 | 0 | 1 | 1 | 0 | 0 | 0 | 0 | 0 | 0 | 0 | 0 | 0 | 0 | 0 | .296 |
| Totals | | 7gs | 27 | 6 | 8 | 6 | 2 | 0 | 3 | 4 | 1 | 0 | 1 | 0 | 1 | 1 | 7 | 10 | 1 | 2 | | .296 |

On base pct. .394 • Slugging pct. .704

#8 Hudson White - 24 games (All games)

| Date | Opponent | Pos | AB | R | H | RBI | 2B | 3B | HR | BB | SB | CS | HBP | SAC | SF | GDP | K | PO | A | E | Avg | |
|--------|-------------------|------|----|----|----|-----|----|----|----|----|----|----|-----|-----|----|-----|----|-----|----|---|-----|------|
| Feb 16 | JAMES MADISON | *c | 3 | 1 | 1 | 1 | 0 | 0 | 1 | 1 | 0 | 0 | 0 | 0 | 0 | 0 | 1 | 13 | 0 | 0 | 0 | .333 |
| Feb 17 | JAMES MADISON | *dh | 4 | 2 | 2 | 2 | 2 | 0 | 0 | 2 | 0 | 0 | 0 | 0 | 0 | 0 | 0 | 0 | 0 | 0 | 0 | .429 |
| Feb 18 | JAMES MADISON | *c | 3 | 0 | 1 | 0 | 1 | 0 | 0 | 2 | 0 | 0 | 0 | 0 | 0 | 0 | 1 | 15 | 2 | 0 | 0 | .400 |
| Feb 19 | JAMES MADISON | *dh | 4 | 2 | 1 | 0 | 1 | 0 | 0 | 0 | 0 | 0 | 0 | 0 | 0 | 0 | 0 | 0 | 0 | 0 | 0 | .357 |
| Feb 23 | vs Oregon State | *c | 4 | 0 | 0 | 0 | 0 | 0 | 0 | 0 | 0 | 0 | 0 | 0 | 0 | 0 | 3 | 23 | 0 | 0 | 0 | .278 |
| Feb 24 | vs Oklahoma State | *dh | 6 | 0 | 0 | 0 | 0 | 0 | 0 | 1 | 0 | 0 | 0 | 0 | 0 | 0 | 0 | 0 | 0 | 0 | 0 | .208 |
| Feb 27 | GRAMBLING | *dh | 3 | 1 | 1 | 2 | 0 | 0 | 0 | 0 | 0 | 0 | 0 | 0 | 0 | 0 | 0 | 0 | 0 | 0 | 0 | .222 |
| Mar 01 | MURRAY STATE | *c | 4 | 0 | 0 | 0 | 0 | 0 | 0 | 0 | 0 | 0 | 0 | 0 | 0 | 0 | 0 | 19 | 1 | 0 | 0 | .194 |
| Mar 03 | MURRAY STATE | *c | 3 | 1 | 1 | 0 | 0 | 0 | 0 | 0 | 0 | 0 | 0 | 0 | 0 | 0 | 1 | 16 | 1 | 0 | 0 | .206 |
| Mar 05 | UCA | ph/c | 1 | 0 | 0 | 1 | 0 | 0 | 0 | 0 | 0 | 0 | 0 | 0 | 1 | 0 | 1 | 1 | 0 | 0 | 0 | .200 |
| Mar 09 | MCNEESE-1 | *c | 4 | 0 | 2 | 1 | 1 | 0 | 0 | 0 | 0 | 0 | 0 | 0 | 0 | 1 | 0 | 14 | 1 | 0 | 0 | .231 |
| Mar 10 | MCNEESE | *c | 1 | 2 | 0 | 1 | 0 | 0 | 0 | 2 | 0 | 0 | 1 | 0 | 0 | 0 | 1 | 8 | 0 | 0 | 0 | .225 |
| Mar 15 | MISSOURI | *c | 4 | 0 | 1 | 0 | 0 | 0 | 0 | 0 | 0 | 0 | 0 | 0 | 0 | 0 | 1 | 12 | 1 | 0 | 0 | .227 |
| Mar 17 | MISSOURI | *c | 3 | 1 | 1 | 1 | 1 | 0 | 0 | 0 | 0 | 0 | 1 | 0 | 0 | 0 | 0 | 13 | 1 | 0 | 0 | .234 |
| Mar 21 | at Auburn | *c | 4 | 0 | 3 | 0 | 0 | 0 | 0 | 0 | 0 | 1 | 0 | 0 | 0 | 0 | 0 | 17 | 0 | 0 | 0 | .275 |
| Mar 22 | at Auburn | *dh | 4 | 0 | 0 | 0 | 0 | 0 | 0 | 0 | 0 | 0 | 0 | 0 | 0 | 0 | 2 | 0 | 0 | 0 | 0 | .255 |
| Mar 23 | at Auburn | *c | 4 | 1 | 1 | 0 | 0 | 0 | 0 | 0 | 0 | 1 | 0 | 0 | 0 | 0 | 1 | 6 | 0 | 1 | 0 | .254 |
| Mar 28 | LSU | *c | 3 | 1 | 1 | 0 | 0 | 0 | 0 | 2 | 0 | 0 | 0 | 0 | 0 | 0 | 1 | 18 | 1 | 0 | 0 | .258 |
| Mar 29 | LSU | *c | 5 | 0 | 2 | 1 | 1 | 0 | 0 | 0 | 0 | 0 | 0 | 0 | 0 | 0 | 1 | 13 | 0 | 0 | 0 | .269 |
| Mar 30 | LSU | *dh | 4 | 0 | 1 | 0 | 0 | 0 | 0 | 0 | 0 | 0 | 0 | 0 | 0 | 0 | 0 | 0 | 0 | 0 | 0 | .268 |
| Apr 04 | OLE MISS | *c | 4 | 0 | 0 | 0 | 0 | 0 | 0 | 0 | 0 | 0 | 0 | 0 | 0 | 0 | 0 | 16 | 0 | 0 | 0 | .253 |
| Apr 06 | OLE MISS | *c | 3 | 1 | 1 | 0 | 0 | 0 | 0 | 1 | 0 | 0 | 0 | 0 | 0 | 0 | 0 | 15 | 0 | 0 | 0 | .256 |
| Apr 12 | at Alabama | *c | 3 | 0 | 1 | 1 | 0 | 0 | 0 | 0 | 0 | 1 | 0 | 0 | 0 | 0 | 0 | 9 | 1 | 0 | 0 | .259 |
| Apr 13 | at Alabama | *c | 4 | 0 | 0 | 0 | 0 | 0 | 0 | 0 | 0 | 0 | 0 | 0 | 0 | 0 | 2 | 7 | 2 | 0 | 0 | .247 |
| Totals | | 23gs | 85 | 13 | 21 | 11 | 7 | 0 | 1 | 11 | 0 | 1 | 4 | 0 | 1 | 1 | 16 | 235 | 11 | 1 | | .247 |

On base pct. .356 • Slugging pct. .365



INDIVIDUAL GAME-BY-GAME

#1 Ty Wilmsmeyer - 28 games (All games)

| Date | Opponent | Pos | AB | R | H | RBI | 2B | 3B | HR | BB | SB | CS | HBP | SAC | SF | GDP | K | PO | A | E | Avg | |
|--------|-------------------|-------|------|----|----|-----|----|----|----|----|----|----|-----|-----|----|-----|---|----|----|---|------|------|
| Feb 16 | JAMES MADISON | *of | 4 | 0 | 1 | 0 | 0 | 0 | 0 | 0 | 0 | 0 | 0 | 0 | 0 | 0 | 2 | 0 | 0 | 0 | .250 | |
| Feb 17 | JAMES MADISON | *of | 5 | 2 | 3 | 5 | 0 | 0 | 1 | 0 | 0 | 0 | 0 | 0 | 0 | 0 | 0 | 5 | 0 | 0 | .444 | |
| Feb 18 | JAMES MADISON | *of | 3 | 0 | 1 | 0 | 0 | 0 | 0 | 1 | 0 | 1 | 0 | 0 | 0 | 0 | 1 | 3 | 0 | 0 | .417 | |
| Feb 19 | JAMES MADISON | *of | 3 | 1 | 0 | 0 | 0 | 0 | 0 | 1 | 0 | 0 | 0 | 0 | 0 | 1 | 0 | 2 | 0 | 0 | .333 | |
| Feb 23 | vs Oregon State | *of | 4 | 0 | 1 | 0 | 0 | 0 | 0 | 0 | 0 | 0 | 0 | 0 | 0 | 0 | 2 | 0 | 0 | 0 | .316 | |
| Feb 24 | vs Oklahoma State | *of | 4 | 0 | 1 | 0 | 0 | 0 | 0 | 1 | 1 | 0 | 0 | 1 | 0 | 0 | 0 | 1 | 0 | 0 | .304 | |
| Feb 25 | vs Michigan | *of | 3 | 0 | 0 | 0 | 0 | 0 | 0 | 0 | 0 | 0 | 1 | 0 | 0 | 0 | 2 | 1 | 0 | 0 | .269 | |
| Mar 01 | MURRAY STATE | *of | 3 | 0 | 0 | 0 | 0 | 0 | 0 | 0 | 0 | 0 | 0 | 0 | 0 | 0 | 1 | 1 | 0 | 0 | .241 | |
| Mar 05 | UCA | pr/of | 0 | 0 | 0 | 0 | 0 | 0 | 0 | 1 | 0 | 0 | 0 | 0 | 0 | 0 | 0 | 0 | 0 | 0 | .241 | |
| Mar 09 | MCNEESE-1 | *of | 2 | 0 | 0 | 0 | 0 | 0 | 0 | 0 | 0 | 0 | 0 | 0 | 0 | 0 | 2 | 1 | 0 | 0 | .226 | |
| Mar 10 | MCNEESE | *of | 3 | 2 | 2 | 2 | 0 | 0 | 0 | 1 | 0 | 0 | 0 | 0 | 0 | 0 | 0 | 2 | 0 | 0 | .265 | |
| Mar 12 | ORAL ROBERTS | *of | 2 | 1 | 0 | 0 | 0 | 0 | 0 | 1 | 0 | 0 | 0 | 1 | 0 | 0 | 1 | 2 | 0 | 0 | .250 | |
| Mar 15 | MISSOURI | *of | 4 | 0 | 0 | 0 | 0 | 0 | 0 | 0 | 0 | 0 | 0 | 0 | 0 | 0 | 2 | 2 | 0 | 0 | .225 | |
| Mar 16 | MISSOURI | pr/of | 1 | 1 | 0 | 0 | 0 | 0 | 0 | 0 | 0 | 0 | 0 | 0 | 0 | 0 | 0 | 1 | 0 | 0 | .220 | |
| Mar 17 | MISSOURI | *of | 2 | 2 | 1 | 0 | 0 | 0 | 0 | 1 | 0 | 0 | 1 | 0 | 0 | 0 | 0 | 0 | 0 | 0 | .233 | |
| Mar 21 | at Auburn | *of | 4 | 0 | 1 | 0 | 0 | 0 | 0 | 0 | 0 | 0 | 0 | 0 | 0 | 0 | 0 | 1 | 0 | 0 | .234 | |
| Mar 22 | at Auburn | *of | 4 | 0 | 2 | 0 | 0 | 0 | 0 | 0 | 0 | 0 | 0 | 0 | 0 | 0 | 1 | 1 | 0 | 0 | .255 | |
| Mar 23 | at Auburn | *of | 4 | 0 | 0 | 0 | 0 | 0 | 0 | 0 | 0 | 0 | 0 | 0 | 0 | 0 | 1 | 4 | 1 | 0 | .236 | |
| Mar 28 | LSU | *of | 3 | 1 | 2 | 1 | 0 | 0 | 0 | 1 | 0 | 0 | 0 | 0 | 0 | 0 | 0 | 1 | 0 | 0 | .259 | |
| Mar 29 | LSU | *of | 4 | 1 | 1 | 1 | 1 | 0 | 0 | 0 | 0 | 0 | 0 | 0 | 0 | 0 | 3 | 2 | 0 | 0 | .258 | |
| Mar 30 | LSU | *of | 4 | 1 | 1 | 3 | 0 | 0 | 0 | 0 | 0 | 0 | 0 | 0 | 0 | 1 | 0 | 2 | 0 | 0 | .258 | |
| Apr 04 | OLE MISS | *of | 3 | 0 | 0 | 0 | 0 | 0 | 0 | 0 | 0 | 0 | 0 | 0 | 0 | 0 | 1 | 1 | 0 | 0 | .246 | |
| Apr 05 | OLE MISS | *of | 3 | 0 | 0 | 0 | 0 | 0 | 0 | 1 | 0 | 0 | 0 | 0 | 0 | 0 | 2 | 4 | 1 | 0 | .236 | |
| Apr 06 | OLE MISS | *of | 4 | 0 | 1 | 0 | 0 | 0 | 0 | 0 | 0 | 0 | 0 | 0 | 0 | 0 | 0 | 3 | 0 | 0 | .237 | |
| Apr 09 | SAN JOSE STATE | of | 0 | 0 | 0 | 0 | 0 | 0 | 0 | 0 | 0 | 0 | 0 | 0 | 0 | 0 | 0 | 0 | 0 | 0 | .237 | |
| Apr 12 | at Alabama | *of | 4 | 0 | 0 | 0 | 0 | 0 | 0 | 0 | 0 | 0 | 0 | 0 | 0 | 0 | 2 | 3 | 0 | 0 | .225 | |
| Apr 13 | at Alabama | *of | 4 | 0 | 0 | 0 | 0 | 0 | 0 | 0 | 0 | 0 | 0 | 0 | 0 | 0 | 0 | 4 | 0 | 0 | .214 | |
| Apr 14 | at Alabama | *of | 2 | 0 | 0 | 0 | 0 | 0 | 0 | 0 | 0 | 0 | 0 | 0 | 0 | 0 | 1 | 1 | 0 | 0 | .209 | |
| Totals | | | 25gs | 86 | 12 | 18 | 12 | 1 | 0 | 1 | 9 | 1 | 1 | 2 | 2 | 0 | 2 | 24 | 48 | 2 | 0 | .209 |

On base pct. .299 • Slugging pct. .256

#45 Gage Wood - 2 games (All games)

| Date | Opponent | Pos | AB | R | H | RBI | 2B | 3B | HR | BB | SB | CS | HBP | SAC | SF | GDP | K | PO | A | E | Avg |
|--------|-----------|-----|-----|---|---|-----|----|----|----|----|----|----|-----|-----|----|-----|---|----|---|---|------|
| Feb 27 | GRAMBLING | p | 0 | 0 | 0 | 0 | 0 | 0 | 0 | 0 | 0 | 0 | 0 | 0 | 0 | 0 | 0 | 1 | 0 | 0 | .000 |
| Mar 10 | MCNEESE | p | 0 | 0 | 0 | 0 | 0 | 0 | 0 | 0 | 0 | 0 | 0 | 0 | 0 | 0 | 0 | 2 | 1 | 0 | .000 |
| Totals | | | 0gs | 0 | 0 | 0 | 0 | 0 | 0 | 0 | 0 | 0 | 0 | 0 | 0 | 0 | 0 | 3 | 1 | 0 | .000 |

On base pct. .000 • Slugging pct. .000

#45 Gage Wood - 12 appearances (All games)

| Date | Opponent | GS | IP | H | R | ER | BB | SO | 2B | 3B | HR | WP | BK | HBP | IBB | Score | W-L | Sv | ERA | NP | |
|--------|-----------------|----|-----|------|----|----|----|----|----|----|----|----|----|-----|-----|-------|--------|-----|------|------|---|
| Feb 16 | JAMES MADISON | | 2.1 | 1 | 0 | 0 | 0 | 4 | 0 | 0 | 0 | 0 | 0 | 0 | 0 | 6-4 | 0-0 | 1 | 0.00 | 36 | |
| Feb 23 | vs Oregon State | | 1.0 | 2 | 1 | 1 | 0 | 1 | 0 | 0 | 1 | 0 | 0 | 0 | 0 | 5-4 | 1-0 | 1 | 2.70 | 16 | |
| Feb 27 | GRAMBLING | | 1.0 | 0 | 0 | 0 | 0 | 2 | 0 | 0 | 0 | 0 | 0 | 0 | 0 | 21-1 | 1-0 | 1 | 2.08 | 21 | |
| Mar 03 | MURRAY STATE | | 0.1 | 3 | 1 | 1 | 0 | 1 | 0 | 0 | 0 | 0 | 0 | 0 | 0 | 5-3 | 1-0 | 1 | 3.86 | 23 | |
| Mar 05 | UCA | | 1.0 | 0 | 0 | 0 | 1 | 1 | 0 | 0 | 0 | 0 | 0 | 0 | 0 | 9-7 | 1-0 | 1 | 3.18 | 14 | |
| Mar 10 | MCNEESE | | 2.1 | 3 | 1 | 1 | 0 | 3 | 0 | 1 | 0 | 0 | 0 | 0 | 0 | 18-5 | 2-0 | 1 | 3.38 | 33 | |
| Mar 17 | MISSOURI | | 1.0 | 0 | 0 | 0 | 1 | 1 | 0 | 0 | 0 | 0 | 0 | 0 | 0 | 9-1 | 2-0 | 1 | 3.00 | 16 | |
| Mar 22 | at Auburn | | 0.2 | 2 | 0 | 0 | 0 | 2 | 1 | 0 | 0 | 0 | 0 | 1 | 0 | 6-5 | 2-0 | 1 | 2.79 | 23 | |
| Apr 02 | ARKANSAS STAT | | 1.0 | 0 | 0 | 0 | 0 | 2 | 0 | 0 | 0 | 0 | 0 | 0 | 0 | 13-0 | 2-0 | 1 | 2.53 | 11 | |
| Apr 05 | OLE MISS | | 2.0 | 0 | 0 | 0 | 1 | 5 | 0 | 0 | 0 | 0 | 0 | 0 | 0 | 8-3 | 2-0 | 1 | 2.13 | 33 | |
| Apr 09 | SAN JOSE STATE | | 1.0 | 0 | 0 | 0 | 0 | 1 | 0 | 0 | 0 | 0 | 0 | 0 | 0 | 5-1 | 2-0 | 1 | 1.98 | 10 | |
| Apr 13 | at Alabama | | 1.0 | 1 | 1 | 0 | 0 | 1 | 1 | 0 | 0 | 0 | 0 | 2 | 0 | 3-4 | 2-1 | 1 | 1.84 | 18 | |
| Totals | | | 0 | 14.2 | 12 | 4 | 3 | 3 | 24 | 2 | 1 | 1 | 0 | 0 | 3 | 0 | 108-38 | 2-1 | 1 | 1.84 | - |

2024 SCHEDULE / RESULTS |||



| | Opponent | Score | Winning Pitcher | Losing Pitcher | Save | Attendance | Time |
|-------------|-----------------------|-------------|-----------------|-----------------|-------------|------------|------|
| FEB. | | | | | | | |
| 16 | James Madison | W, 6-4 | McEntire (1-0) | Mozoki (0-1) | Wood (1) | 9,432 | 2:33 |
| 17 | James Madison | W, 15-5 (8) | Tygart (1-0) | Kuhle (0-1) | Frank (1) | 10,096 | 2:59 |
| 18 | James Madison | L, 7-3 | Vogatsky (1-0) | Gaeckle (0-1) | | 9,134 | 3:19 |
| 19 | James Madison | W, 4-0 | Fisher (1-0) | Smith (0-1) | | 8,648 | 2:08 |
| 23 | vs. #7 Oregon State ^ | W, 5-4 | Wood (1-0) | Hutcheson (0-1) | Faherty (1) | 13,038 | 2:39 |
| 24 | vs. Oklahoma State ^ | L, 2-1 (14) | Molsky (1-0) | Fisher (1-1) | | 16,271 | 4:02 |
| 25 | vs. Michigan ^ | W, 4-3 | Molina (1-0) | Vigue (0-1) | Frank (2) | 7,459 | 2:42 |
| 27 | Grambling | W, 21-1 (7) | Fisher (2-1) | Peguero (0-2) | | 8,913 | 2:34 |

MARCH

| | | | | | | | |
|----|----------------------|-------------|-----------------|-------------------|--------------|--------|------|
| 1 | Murray State | W, 5-1 | Smith, H. (1-0) | Vernon (1-1) | Gaeckle (1) | 9,215 | 2:18 |
| 2 | Murray State | W, 11-1 (8) | Tygart (2-0) | Valero (1-2) | | 11,048 | 2:35 |
| 3 | Murray State | W, 5-3 | Molina (2-0) | Fender (0-1) | McEntire (1) | 9,396 | 2:53 |
| 5 | UCA | W, 9-7 | Fisher (3-1) | Parlin (0-2) | Gaeckle (2) | 8,948 | 2:42 |
| 9 | McNeese State [DH-1] | W, 3-1 | Smith, H. (2-0) | LeJeune (2-1) | Gaeckle (3) | 11,031 | 2:42 |
| 9 | McNeese State [DH-2] | W, 11-1 (8) | Tygart (3-0) | Voss (0-3) | Frank (3) | 11,031 | 2:44 |
| 10 | McNeese State | W, 18-5 (7) | Wood (2-0) | Morrow (3-1) | | 9,296 | 2:41 |
| 12 | Oral Roberts | W, 4-2 | Fisher (4-1) | Sanford (1-2) | Gaeckle (4) | 9,401 | 2:37 |
| 15 | Missouri * | W, 8-0 | Smith, H. (3-0) | Lunceford (1-1) | | 10,109 | 2:27 |
| 16 | Missouri * | W, 6-0 | McEntire (2-0) | Mayer (0-4) | | 10,434 | 2:26 |
| 17 | Missouri * | W, 9-1 | Molina (3-0) | Rustad (3-2) | | 9,867 | 2:39 |
| 21 | at #23 Auburn * | W, 1-0 | Smith, H. (4-0) | McBride (3-1) | Gaeckle (5) | 4,410 | 2:34 |
| 22 | at #23 Auburn * | W, 6-5 | Dossett (2-0) | Armstrong (0-1) | McEntire (2) | 4,006 | 3:45 |
| 23 | at #23 Auburn * | L, 8-6 | Carlson (2-0) | Gaeckle (0-2) | Cannon (1) | 5,087 | 2:57 |
| 26 | Little Rock | W, 11-0 (7) | Bybee (1-0) | Stubber (4-1) | | 8,537 | 2:18 |
| 28 | #8 LSU * | W, 7-4 | Smith, H. (5-0) | Ulloa (0-1) | Hewlett (1) | 11,027 | 3:18 |
| 29 | #8 LSU * | W, 4-3 (10) | Hewlett (1-0) | Hurd (1-4) | | 11,156 | 3:16 |
| 30 | #8 LSU * | W, 7-5 | Frank (1-0) | Ackenhausen (2-3) | McEntire (3) | 10,924 | 2:51 |

APRIL

| | | | | | | | |
|----|-------------------------|-------------|-----------------|----------------|--------------|--------|------|
| 2 | Arkansas State | W, 13-0 (7) | Fisher (5-1) | Turner (1-2) | | 8,988 | 2:17 |
| 4 | Ole Miss * | W, 5-2 | Smith, H. (6-0) | Maddox (2-3) | Hewlett (2) | 10,231 | 2:29 |
| 5 | Ole Miss * | W, 8-3 | Frank (2-0) | Doyle (2-2) | | 11,234 | 3:13 |
| 6 | Ole Miss * | W, 7-4 | Gaeckle (1-2) | Spencer (0-2) | McEntire (4) | 11,184 | 3:29 |
| 9 | San Jose State * | W, 5-1 | Bybee (2-0) | Chase (1-1) | | 8,931 | 2:25 |
| 10 | San Jose State * | W, 8-2 | Fisher (6-1) | Albanese (1-1) | | 8,617 | 2:36 |
| 12 | at #25 Alabama * | W, 5-3 | Smith, H. (7-0) | Hess (3-3) | Gaeckle (6) | 5,524 | 2:54 |
| 13 | at #25 Alabama * | L, 4-3 (10) | Davis (3-1) | Wood (2-1) | | 5,800 | 2:55 |
| 14 | at #25 Alabama * | L, 5-0 | Adams (3-2) | Tygart (3-1) | | 3,959 | 2:15 |
| 16 | Texas Tech | | | | | | |
| 17 | Texas Tech | | | | | | |
| 19 | at #20 South Carolina * | | | | | | |
| 20 | at #20 South Carolina * | | | | | | |
| 21 | at #20 South Carolina * | | | | | | |
| 23 | vs. UAPB @ | | | | | | |
| 26 | Florida * | | | | | | |
| 27 | Florida * | | | | | | |
| 28 | Florida * | | | | | | |
| 30 | Missouri State | | | | | | |

MAY

| | | | | | | | |
|----|---------------------|--|--|--|--|--|--|
| 1 | Missouri State | | | | | | |
| 3 | at Kentucky * | | | | | | |
| 4 | at Kentucky * | | | | | | |
| 5 | at Kentucky * | | | | | | |
| 10 | Mississippi State * | | | | | | |
| 11 | Mississippi State * | | | | | | |
| 12 | Mississippi State * | | | | | | |
| 16 | at Texas A&M * | | | | | | |
| 17 | at Texas A&M * | | | | | | |
| 18 | at Texas A&M * | | | | | | |

* SEC opponent / ^ Kubota College Baseball Series (Globe Life Field in Arlington, Texas) / @ Game played at Dickey-Stephens Park in North Little Rock, Ark.