



ARKANSAS BASEBALL

ArkansasRazorbacks.com ||| @RazorbackBSB ||| Contact: Oliver Grigg (ogrigg@uark.edu)

2024 SCHEDULE & RESULTS

FEBRUARY

16	JAMES MADISON	SECN+	W, 6-4
17	JAMES MADISON	SECN+	W, 15-5 (8)
18	JAMES MADISON	SECN+	L, 7-3
19	JAMES MADISON	SECN+	W, 4-0
23	vs. #7 Oregon State ^	FloBaseball	W, 5-4
24	vs. Oklahoma State ^	FloBaseball	L, 2-1 (14)
25	vs. Michigan ^	FloBaseball	W, 4-3
27	GRAMBLING	SECN+	W, 21-1 (7)

MARCH

1	MURRAY STATE	SECN+	W, 5-1
2	MURRAY STATE	SECN+	W, 11-1 (8)
3	MURRAY STATE	SECN+	W, 5-3
5	UCA	SECN+	W, 9-7
9	McNEESE [DH-1]	SECN+	W, 3-1
9	McNEESE [DH-2]	SECN+	W, 11-1 (8)
10	McNEESE	SECN+	W, 18-5 (7)
12	ORAL ROBERTS	SECN+	W, 4-2
15	MISSOURI *	SECN+	W, 8-0
16	MISSOURI *	SECN+	W, 6-0
17	MISSOURI *	SECN+	W, 9-1
21	#23 Auburn *	SECN	W, 1-0
22	#23 Auburn *	SECN+	W, 6-5
23	#23 Auburn *	SECN+	L, 8-6
26	LITTLE ROCK	SECN+	W, 11-0 (7)
28	#8 LSU *	ESPN2	W, 7-4
29	#8 LSU *	SECN	W, 4-3 (10)
30	#8 LSU *	SECN+	W, 7-5

APRIL

2	ARKANSAS STATE	SECN+	W, 13-0 (7)
4	OLE MISS *	SECN	W, 5-2
5	OLE MISS *	SECN+	W, 8-3
6	OLE MISS *	SECN+	W, 7-4
9	SAN JOSE STATE	SECN+	W, 5-1
10	SAN JOSE STATE	SECN+	W, 8-2
12	#25 Alabama *	SECN+	W, 5-3
13	#25 Alabama *	SECN+	L, 4-3 (10)
14	#25 Alabama *	SECN+	L, 5-0
16	TEXAS TECH	ESPN2	W, 9-8
17	TEXAS TECH	SECN	W, 5-4
19	#20 South Carolina *	SECN+	6 p.m.
20	#20 South Carolina *	SECN+	3 p.m.
21	#20 South Carolina *	SECN+	12:30 p.m.
23	vs. UAPB @	SECN+	6 p.m.
26	FLORIDA *	SECN	7 P.M.
27	FLORIDA *	ESPN2	NOON
28	FLORIDA *	SECN+	2 P.M.
30	MISSOURI STATE	SECN+	6:30 P.M.

MAY

1	MISSOURI STATE	SECN+	4 P.M.
3	Kentucky *	SECN+	5:30 p.m.
4	Kentucky *	SECN+	1 p.m.
5	Kentucky *	SECN+	Noon
10	MISSISSIPPI STATE *	SECN+	6:30 P.M.
11	MISSISSIPPI STATE *	SECN+	6 P.M.
12	MISSISSIPPI STATE *	SECN	2 P.M.
16	Texas A&M *	SECN+	6 p.m.
17	Texas A&M *	SECN+	6 p.m.
18	Texas A&M *	SECN+	1 p.m.

All times Central; Home game in **BOLD**; * - SEC opponent

^ - Kubota College Baseball Series (Globe Life Field in Arlington, Texas)

@ - Game played at Dickey-Stephens Park in North Little Rock, Ark.

GAME 38 ||| #2 ARKANSAS vs. #20 SOUTH CAROLINA ||| APRIL 19

COLUMBIA, S.C. ||| FOUNDERS PARK ||| SEC NETWORK+



32-5
12-3 SEC



26-11
8-7 SEC

ARKANSAS RAZORBACKS

In the Polls.....2 (BA) | 2 (D1Baseball)
.....3 (NCBWA) | 2 (PG) | 2 (USA Today)
Head Coach.....Dave Van Horn
Career Record.....1,456-686 (36th season)
Record at Arkansas.....871-446 (22nd season)

SOUTH CAROLINA GAMECOCKS

In the Polls.....10 (BA) | 20 (D1Baseball)
.....20 (NCBWA) | NR (PG) | 21 (USA Today)
Head Coach.....Mark Kingston
Career Record.....479-321-1 (15th season)
Record at South Carolina.....206-141 (7th season)

ON THE MOUND

Arkansas LHP Hagen Smith (7-0, 1.53 ERA)

vs.

South Carolina RHP Roman Kimball (2-1, 4.71 ERA)

LEADING OFF

HOGS ON THE ROAD AGAIN

- Following its midweek sweep of Texas Tech, No. 2 Arkansas hits the road for its second SEC weekend series in a row to face No. 20 South Carolina in a three-game set at Founders Park.
- First pitch in the series opener is scheduled for 6 p.m. CT Friday, April 19, on SEC Network+ with Dave Weinstein (play-by-play) and Kip Bouknight (analyst) on the call.

IN THE PALMETTO STATE

- Arkansas heads to the Palmetto State seeking its fourth consecutive regular-season weekend series win against South Carolina.
- The Hogs, who have not lost a series to the Gamecocks since 2016, have won five of the last six regular-season weekend series against their SEC Eastern Division opponent, including road series wins in 2013 and 2021.

HISTORY LESSON

- Arkansas maintains a 46-36 overall series record against South Carolina, including a 16-17 record in Columbia.
- Under head coach Dave Van Horn, the Hogs are 30-22 overall and 12-9 on the road in the series.
- Since 2013, Arkansas is 14-8 overall against South Carolina.

IT JUST MEANS MORE WINS

- Arkansas is 12-3 through 15 games of SEC play for only the third time since joining the conference in 1992.
- The Hogs also started 12-3 through 15 games of SEC play in 1999 and 2010.
- With two wins to clinch this weekend's series in Columbia, Arkansas would improve to 14-4 through 18 games of SEC play for only the second time in program history, and for the first time since the 1999 campaign.
- With a weekend series sweep, the Razorbacks would improve to 15-3 through 18 games of SEC play for the first time in program history.

ALL ABOARD THE HAGEN TRAIN

- Arkansas ace Hagen Smith is slated to take the mound in Friday night's series opener against South Carolina.
- The junior left-hander is 7-0 with a 1.63 ERA and 89 strikeouts in 47.0 innings over nine starts this season.
- Through his first five SEC starts, Smith is 5-0 with a 1.20 ERA and a team-leading 49 strikeouts in 23.0 innings.
- Entering Friday, Smith leads the nation in strikeouts per nine innings (17.0) and is ranked second nationally in hits allowed per nine innings (4.2), fourth in strikeouts (88) and victories (7), as well as fifth in ERA (1.53) and WHIP (0.83).



Arkansas ace **Hagen Smith** matched Jess Todd's single-game program record for strikeouts after his 17-strikeout performance against No. 7 Oregon State on Feb. 23.

H. SMITH

- Junior **LHP Hagen Smith**, the Razorback ace and team captain, is in the conversation for the best pitcher in all of college baseball.
- A two-time SEC Pitcher of the Week this season, Smith is just the fourth pitcher in Razorback history to earn the conference's top weekly honor multiple times in a season, joining David Walling (1999), Nick Schmidt (2006) and Kevin Koppes (2021).
- Smith, who earned the start on Opening Day for the second season in a row, was the first Arkansas pitcher to make consecutive season-opening starts since Blaine Knight did so in 2017-18.
- In one of the greatest pitching performance in school history, Smith tied an Arkansas single-game record with his 17-strikeout gem against nationally ranked Oregon State (Feb. 23) in the Kubota College Baseball Series at Globe Life Field in Arlington, Texas.
- Smith, named the SEC Pitcher of the Week for his effort, threw just 78 pitches in six innings and matched Jess Todd's program record for strikeouts in a game, doing so in 40 fewer pitches than Todd threw against South Carolina (May 24, 2007) in the SEC Tournament.
- Smith was named the SEC Pitcher of the Week for the second time this season after firing six scoreless innings with 12 strikeouts, his fourth double-digit strikeout game of the season, in Arkansas' series-opening shutout road win against Auburn (March 21).
- Smith was a consensus All-American in 2023 after making 18 appearances with 11 starts on the mound and posting an 8-2 record with a 3.64 ERA, a team-leading 109 strikeouts and a pair of saves in 71.2 innings of work during his outstanding sophomore campaign.
- In SEC play, Smith made 11 appearances with five starts, and went 5-1 record with a 3.07 ERA. The left-hander totaled 65 strikeouts over 44 innings and held opposing hitters to a .201 batting average.
- A semifinalist for last year's Golden Spikes Award and the College Baseball Foundation's National Pitcher of the Year Award, Smith was one of two starting pitchers, along with LSU ace Paul Skenes, to receive All-SEC first-team honors one season ago.
- The Bullard, Texas, native became Arkansas' first starting pitcher to earn All-SEC first-team accolades since RHP Ryne Stanek in 2013.

STRIKEOUT SPRINT TO 300

- **LHP Hagen Smith**, who has 89 strikeouts in 47.0 innings this season, has racked up 288 strikeouts in 196.0 career innings of work.
- Smith, who is third on Arkansas' career strikeouts list (286), is just 13 strikeouts shy of tying Matt Carnes, who ranks second on Arkansas' career strikeouts list with 301 career punchouts.
- Smith surpassed the 200-strikeout plateau against Murray State (March 1) to enter the top 10 for career strikeouts by a Razorback.

SMITH'S 2024 SEASON (9 APPEARANCES/9 STARTS)

DATE	OPPONENT	W-L-S	IP	H	R	ER	BB	SO	NP/S
2/16	James Madison *	ND	1.0	1	3	3	2	2	42/25
2/23	vs. #17 Oregon St. *	ND	6.0	3	0	0	1	17	78/59
3/1	Murray State *	W	6.0	1	1	1	1	12	81/54
3/9	McNeese [DH-1]*	W	4.0	1	0	0	3	9	64/38
3/15	Missouri *	W	6.0	2	0	0	1	10	99/65
3/21	at #23 Auburn *	W	6.0	3	0	0	2	12	87/56
3/28	#8 LSU *	W	6.0	5	2	2	0	10	97/65
4/4	Ole Miss *	W	6.0	4	2	2	4	11	105/68
4/12	at #25 Alabama *	W	6.0	2	0	0	3	6	96/56

SMITH'S 2023 SEASON (18 APPEARANCES/11 STARTS)

DATE	OPPONENT	W-L-SV	IP	H	R	ER	BB	SO	NP/S
2/17	vs. Texas *	ND	5.0	1	0	0	2	8	68/44
2/24	Eastern Illinois *	W	4.2	3	0	0	3	6	97/56
3/3	Wright State *	W	4.2	3	1	1	5	7	105/61
3/10	Louisiana Tech *	W	5.0	4	2	2	4	7	86/55
3/17	Auburn	SV	3.0	0	0	0	2	5	44/26
3/19	Auburn	ND	0.2	0	0	0	0	1	7/5
3/24	at #1 LSU	W	4.2	5	3	3	3	8	80/49
4/1	Alabama	W	3.0	5	2	2	1	3	52/36
4/7	at Ole Miss [DH-2] *	L	5.0	4	4	4	2	7	69/45
4/14	#16 Tennessee	SV	3.0	1	0	0	0	7	55/38
4/22	at Georgia *	ND	5.0	3	2	2	3	8	96/54
4/27	Texas A&M	W	4.0	2	0	0	2	4	70/43
5/5	at Mississippi State *	W	5.0	2	2	1	5	8	112/62
5/12	#6 South Carolina *	ND	5.2	4	1	1	3	7	94/58
5/18	at #12 Vanderbilt *	W	5.0	5	2	2	2	7	84/57
5/25	vs. #5 LSU *	ND	3.2	5	2	2	1	9	76/49
6/4	#17 TCU *	L	1.0	6	8	8	2	1	42/23
6/5	#17 TCU	ND	3.2	3	1	1	2	6	67/45

SMITH'S 2022 SEASON (20 APPEARANCES/15 STARTS)

DATE	OPPONENT	W-L-S	IP	H	R	ER	BB	SO	NP/S
2/19	Illinois State *	W	6.0	5	0	0	1	5	77/56
2/27	vs. #6 Stanford *	L	2.1	6	3	3	2	3	58/33
3/5	Southeastern [DH-1] * W	7.0	2	2	2	3	9	97/61	
3/12	UIC *	W	5.0	4	1	1	3	8	100/58
3/19	Kentucky *	W	6.0	5	3	3	3	7	92/54
3/26	at Missouri *	ND	5.0	6	3	3	3	5	96/59
4/2	Mississippi State *	W	6.0	3	3	3	3	7	87/54
4/8	at Florida *	L	4.1	7	7	6	2	1	77/48
4/15	#15 LSU *	W	7.0	2	0	0	1	7	98/64
4/23	at Texas A&M *	ND	3.0	2	1	1	5	1	70/32
4/30	Ole Miss *	ND	6.0	7	2	2	2	8	98/58
5/7	at #19 Auburn *	ND	4.0	3	2	2	3	4	81/47
5/14	#24 Vanderbilt *	ND	2.2	4	5	5	4	3	67/37
5/21	at Alabama	ND	1.1	3	5	5	2	4	37/21
5/27	vs. Florida	ND	1.0	0	0	0	0	2	16/10
6/4	at #6 Oklahoma St. *	ND	1.1	1	2	2	4	1	46/22
6/6	at #6 Oklahoma St.	SV	2.0	0	0	0	1	4	35/23
6/11	at #11 UNC	SV	1.0	1	0	0	0	1	19/14
6/12	at #11 UNC	ND	1.1	3	1	1	0	2	31/22
6/22	vs. Ole Miss *	W	5.0	2	1	1	4	8	90/56

* Indicates start



CAREER STRIKEOUTS

IN PROGRAM HISTORY

1. NICK SCHMIDT, 345
2. MATT CARNES, 301
3. **HAGEN SMITH, 288**
4. DAVID WALLING, 283
5. SCOTT TABOR, 261
6. BLAINE KNIGHT, 244
7. KEVIN KOPPS, 232
8. CHARLEY BOYCE, 229
9. GERALD HANNAHS, 225
10. ISAIAH CAMPBELL, 224



H A G E N S M I T H


A ||| RAZORBACK NOTES

CAN YOU DIGGS IT

- Junior **OF Kendall Diggs** entered the 2024 campaign as a preseason All-SEC first-team honoree, as well as one of the Razorbacks' three team captains alongside LHP Hagen Smith and INF Peyton Stovall.
- Diggs slashed .299/.436/.547 with 12 home runs, a team-leading 63 runs batted in and a team-high 46 walks over 58 games in 2023.
- The Olathe, Kan., native, who received All-SEC second-team honors as designated hitter/utility last season, posted a .291/.437/.495 slash line with four homers and a team-leading 33 RBI in conference play.
- Diggs finished his stellar sophomore season with 14 multi-hit games and a team-leading 17 multi-RBI games. He also logged a season-long 13-game hitting streak and reached base in a team-leading 34 consecutive games.
- For his career, Diggs has swatted 21 career home runs, seven of which have been three-run homers. He has also hit two grand slams.

STOVE'S HEATING UP

- Junior **INF Peyton Stovall** returned to the lineup after missing the first 12 games of the season due to a broken foot suffered during a preseason scrimmage.
- The Razorback team captain slashed .253/.330/.393 with five homers and 31 RBI in 38 games last season, playing through a shoulder injury before he was shut down to undergo surgery to repair a torn labrum.
- As a true freshman in 2022, Stovall played in 52 games with 51 starts and slashed .295/.373/.425 with six homers and 31 RBI.
- In the 2022 NCAA Tournament, he slashed a team-best .429/.451/.571 with two homers and 13 RBI in 11 games. He finished tied for the team lead in hits (21) during the Razorbacks' postseason run.
- In the College World Series, Stovall slashed .360/.360/.520 with one home run and a team-leading 10 RBI in five games.
- He racked up a season-high five hits, including a double, and tallied three RBI vs. Auburn in Omaha, becoming the first player with five hits in a College World Series game since UNC's Dustin Ackley (2009).



Razorback infielder and team captain **Peyton Stovall** returned to the lineup after missing the first 12 games with a broken foot suffered during a preseason scrimmage.



Pitcher **Brady Tygart** enters his junior campaign as the Razorbacks' No. 2 starter after he was named an All-American by the College Baseball Foundation in 2023.

BRADY T

- Junior **RHP Brady Tygart** is expected to be a mainstay in the Razorback rotation this season.
- Tygart made 10 appearances with six starts on the mound in 2023. Despite missing time due to an injury scare, he finished his sophomore season with a 3-1 record with a 3.20 ERA, 31 strikeouts and one save in 25.1 innings to earn All-America honors from the College Baseball Foundation.
- The Hernando, Miss., native allowed only 11 runs (nine earned) and issued only eight walks all season. He limited opposing hitters to .167 batting average.
- In SEC play, Tygart made four appearances (all starts) on the mound and posted a 1-0 record with a 1.80 ERA in 10.0 innings. He allowed just two runs while striking out 12 against conference opponents, and held opposing hitters to a minuscule .094 batting average.

GOT THAT WOOD

- Sophomore **RHP Gage Wood** will play a key role in the Razorback bullpen this season.
- As a true freshman in 2023, Wood emerged as Arkansas' closer, going 2-0 with a 4.80 ERA, 42 strikeouts and a team-leading five saves in 30.0 innings of work.
- The Batesville, Ark., native limited opposing hitters to a meager .198 batting average during the season and earned a spot on the Freshman All-SEC Team at the year's end.
- All five of Wood's saves came in SEC play, and all five of his saves were of the multi-inning variety, including three three-inning saves.
- He became the fourth Arkansas freshman since 2003, Dave Van Horn's first year, to record five or more saves in a single season.

Year	Pitcher	Saves
2024	RHP Gabe Gaeckle	6
2023	RHP Gage Wood	5
2022	RHP Brady Tygart	8
2011	RHP Nolan Sanburn	8
2010	RHP DJ Baxendale	7

- Entering 2024, Wood was named to the preseason watch list for the National Collegiate Baseball Writers Association Stopper of the Year Award, given to the top relief pitcher in college baseball.



MADE THE ACE

- Junior **LHP Mason Molina** was a big-time transfer portal pickup.
- The left-hander from Rancho Santa Margarita, Calif., started 16 games on the mound last season at Texas Tech, finishing with a 6-2 record and a 3.67 ERA over a team-high 83.1 innings to earn All-Big 12 honors at the year's end.
- Molina racked up a team-leading 108 strikeouts to go with just 35 walks on the year. He was the team leader in wins (6) while limiting opposing hitters to a .208 batting average.
- As a true freshman in 2022, Molina appeared in 20 games with nine starts on the mound. The lefty, who struck out 71 on the year, owned a 1.96 ERA out of the pen in 11 relief appearances over 18.1 innings.
- For his career, Molina has racked up 244 strikeouts in 184.1 innings.
- As of April 15, the left-hander is one of just six active SEC pitchers, with 200 or more career strikeouts to their name.

Rank	Career Strikeouts	Player
1.	313	Ty Good* (South Carolina)
2.	288	Hagen Smith (Arkansas)
3.	244	Mason Molina* (Arkansas)
4.	236	Dominic Niman* (Kentucky)
5.	224	Carter Holton (Vanderbilt)
6.	212	Trey Pooser* (Kentucky)
7.	195	Drew Beam (Tennessee)
8.	187	Will McEntire (Arkansas)
9.	186	Luke Holman (LSU)
10.	185	Bobby Alcock* (Alabama)
11.	173	Colson Buchanan* (Alabama)
12.	169	Daniel Padysak* (Georgia)
13.	167	Thatcher Hurd* (LSU)

*Indicates stats from a non-SEC school also included



Freshman pitcher **Colin Fisher** has six wins through his first 10 career appearances. He is four wins shy of matching Scott Tabor's freshman record of 10 set in 1979.

BIG TUNA

- True freshman **LHP Colin Fisher** has wasted no time proving he can pitch at a high level on the collegiate level.
- The Noble, Okla., native is 6-1 with a 2.33 ERA and 27 strikeouts over the first 27.0 innings of his collegiate career. Fisher is second on the Razorbacks on the wins (6) behind only ace **LHP Hagen Smith** (7).
- Fisher made his collegiate debut on the mound in a start against James Madison (Feb. 19), twirling a season-long five shutout innings with four strikeouts to earn his first collegiate win.
- His second appearance came in relief against Oklahoma State (Feb. 24) in the Kubota College Baseball Series at Globe Life Field in Arlington, Texas, where he struck out a season-high six batters over 2.1 innings to earn SEC Co-Freshman of the Week honors.
- Fisher improved to 3-1 on the year after firing three innings of two-run ball with four strikeouts against UCA (March 5).
- The left-hander earned his fourth win against ORU (March 12), spinning three scoreless frames with four strikeouts.
- Fisher's sixth win of the season came in a start against San Jose State (April 10), tossing three shutout innings with three strikeouts.
- Before Arkansas, Fisher was rated the No. 5 overall prospect and the No. 2 left-handed pitcher in Oklahoma by Perfect Game.

BIG MAC

- Veteran **RHP Will McEntire** can do it all on the mound for the Hogs.
- The redshirt senior has pitched in 53 career games with 19 starts, racking up 190 strikeouts over 183.2 innings of work.
- As a reliever, McEntire has seven career saves, including four this year, and has at least one save in each of the last three seasons. He earned his first save of 2024 against Murray State (March 3).
- One of McEntire's best career outings came during the 2023 season in a start against Louisiana Tech (March 11), throwing a nine-inning complete game with six strikeouts on 97 pitches. He allowed just one unearned run on three hits and a walk in the dominant performance.
- His nine-inning complete game was the first by a Razorback pitcher since RHP Dominic Taccolini's 10-inning complete game shutout against SEC Eastern Division foe Kentucky in 2016.
- His three-hitter was the first by a Razorback since RHP Ryne Stanek's nine-inning complete game three-hitter at #6 South Carolina in 2013.



Junior left-hander **Mason Molina**, who has 238 career strikeouts in 178.1 innings, is one of only six active SEC pitchers with 200 or more career strikeouts.



Infielder **Wehiwa Aloy**, a Sacramento State transfer, was a consensus All-American last season after slashing .376/.427/.662 with 14 home runs and 46 RBI on the year.

ALOHOGS

- Sophomore **INF Wehiwa Aloy** is a name you need to know.
- Aloy, a Sacramento State transfer, was a consensus Freshman All-American last season after slashing .376/.427/.662 with 14 home runs and 46 runs batted in.
- Also named the Western Athletic Conference Freshman of the Year, Aloy racked up 88 hits, including 15 doubles and five triples, with 69 runs scored during his rookie campaign in 2023.
- Aloy enters the 2024 season, his first with the Razorbacks, as a preseason All-American by the NCBWA.
- The shortstop also earned a spot on the preseason watch list for this year's Golden Spikes Award.
- Aloy is one of two Hawai'i natives, along with freshman **INF Nolan Souza**, on this year's Arkansas roster. He is one of three native-born Hawaiian student-athletes in Arkansas baseball history, including **INF Rick Nomura** (2015-16) and Souza.

FROM LUBBOCK TO FAYETTEVILLE

- Junior **C Hudson White** was another significant portal transfer who came to Arkansas from Texas Tech during the offseason.
- White was teammates with fellow transfer and All-Big 12 performer **LHP Mason Molina** at Texas Tech.
- The Keller, Texas, native played in 49 games last season at Texas Tech and slashed .296/.397/.550 with 11 homers and 49 RBI.
- White recorded 10 multi-RBI games, including three games with five or more RBI, for the Red Raiders.
- During his freshman campaign in 2021, White was named the Big 12 Freshman of the Year and earned Freshman All-America honors from Collegiate Baseball and Perfect Game after hitting .260 on the year with 11 doubles, six home runs and 40 RBI.
- White, who was one of seven unanimous selections for the Big 12 All-Freshman Team, became just the sixth Texas Tech freshman to earn Big 12 Freshman of the Year honors, and the third since 2017, joining Josh Jung (2017) and Gabe Holt (2018)

GET THE GACK

- True freshman **RHP Gabe Gaekle** has quickly established himself as the Razorbacks' most dependable bullpen arm.
- Through 13 appearances, the right-hander boasts a team-leading six saves with a 3.13 ERA and 30 strikeouts over 23.0 innings of work.
- Gaekle, a native of Aptos, Calif., is holding opposing hitters to a meager .145 batting average against this season.
- Five of his six saves this year are of the multi-inning variety.
- Gaekle is the fifth Arkansas freshman pitcher since 2003, Dave Van Horn's first year as head coach of the Razorbacks, to record five or more saves in a single season.

POWERED BY THE PORTAL

- Head coach Dave Van Horn and the Razorbacks took full advantage of the transfer portal during the offseason, adding eight Division I transfers and one junior college transfer.

Player	Former School(s)
INF Wehiwa Aloy	Sacramento State
OF Will Edmunson	Hutchinson CC
LHP Stone Hewlett	Kansas
OF Ross Lovich	Missouri
LHP Mason Molina	Texas Tech
INF Jared Sprague-Lott	Richmond
INF/OF Jack Wagner	Kansas/Tarleton State
C Hudson White	Texas Tech
OF Ty Wilmsmeyer	Missouri

- Five of the Hogs' nine college transfers were in the Opening Day starting lineup: **C Hudson White**, **INF Jared Sprague-Lott**, **INF Wehiwa Aloy**, **OF Ty Wilmsmeyer** and **INF/OF Jack Wagner**.
- Returning Opening Day starters **INF Peyton Holt** (Crowder College) and **INF Ben McLaughlin** (Hutchinson CC) also transferred to Arkansas. Both went to junior college before arriving in Fayetteville.
- **OF Kendall Diggs** and **OF Jayson Jones**, meanwhile, are the Hogs' lone Opening Day starters who were high school recruits.

PICKED TO WIN THE SEC

- The Razorbacks were predicted to win the 2024 Southeastern Conference baseball championship as voted by the league's 14 head coaches in the annual preseason poll.
- Arkansas received nine first-place votes. It is the first time since 2013 that the Hogs, who are also predicted to win the SEC Western Division, have been picked to win the SEC baseball championship.

NOT ONE, NOT TWO, NOT THREE... BUT 59 STRIKEOUTS!

- The Razorback pitching staff totaled an SEC-record 59 strikeouts in a three-game series on Feb. 23-25 in the Kubota College Baseball Series at Globe Life Field in Arlington, Texas.
- The MLB record is 52 strikeouts in a three-game series, which was accomplished by the Houston Astros in a three-game set against the Baltimore Orioles on May 24-26, 2016.
- Powered by **LHP Hagen Smith's** program record-tying 17 strikeouts, Arkansas pitchers recorded 23 strikeouts against Oregon State to break the previous single-game program record for strikeouts (18).
- The next day, the Hogs tallied 25 strikeouts in a 14-inning marathon against Oklahoma State to reset the single-game program record.
- Arkansas pitchers closed out the weekend in Arlington, Texas, with 11 more strikeouts, including 10 by starter **LHP Mason Molina**, against Michigan, bringing the three-game total to 59, a new SEC record.

D1BASEBALL

2024 PRESEASON PLAYER RANKINGS

TOP 50 CATCHERS

- No. 30 - Hudson White

TOP 50 FIRST BASEMEN

- No. 16 - Jack Wagner

TOP 50 SECOND BASEMEN

- No. 50 - Peyton Stovall

TOP 50 THIRD BASEMAN

- No. 47 - Peyton Holt

TOP 50 SHORTSTOPS

- No. 6 - Wehiwa Aloy

TOP 100 OUTFIELDERS

- No. 17 - Kendall Diggs

TOP 100 STARTING PITCHERS

- No. 2 - Hagen Smith
- No. 17 - Brady Tygart
- No. 23 - Mason Molina

TOP 50 RELIEF PITCHERS

- No. 13 - Gage Wood

2024 MLB DRAFT

TOP 200 COLLEGE PROSPECTS

- No. 7 - Hagen Smith (LHP)
- No. 37 - Brady Tygart (RHP)
- No. 57 - Mason Molina (LHP)
- No. 149 - Peyton Stovall (2B)
- No. 164 - Hudson White (C)
- No. 197 - Kendall Diggs (OF)

2025 MLB DRAFT

TOP 100 COLLEGE PROSPECTS

- No. 10 - Wehiwa Aloy (SS)



TOP PROSPECTS FOR 2024 MLB DRAFT

- No. 15 - Hagen Smith (LHP)

Scouting grades from Jonathan Mayo/MLB Pipeline:
Fastball: 60 | Slider: 65 | Splitter: 50 | Control: 45 | Overall: 55

Scouting report from Jonathan Mayo/MLB Pipeline:
"Smith has better stuff than any southpaw in this Draft and could be the first pitcher selected if he can find more consistency this spring ... He has a strong 6-foot-3, 215-pound frame built for durability and could become a frontline starter if he can harness his stuff."

BA Baseball America

TOP 20 SEC 2024 DRAFT PROSPECTS

- No. 4 - Hagen Smith (LHP)
- No. 17 - Brady Tygart (RHP)

TOP 10 SEC FRESHMEN

- No. 5 - Ryder Helfrick (C)

BEST TOOLS - SEC

- Best baserunner - Ty Wilksmeyer
- Best defensive outfielder - Ty Wilksmeyer
- Best breaking ball - Hagen Smith

TOP 10 COLLEGE PROSPECTS FOR THE 2025 MLB DRAFT

- No. 7 - Wehiwa Aloy (SS)



PERFECT GAME

TOP 75 COLLEGE FRESHMEN

- No. 5 - Ryder Helfrick (C)
- No. 9 - Gabe Gaeckle (RHP)
- No. 11 - Hunter Dietz (LHP)
- No. 12 - Adam Hachman (LHP)
- No. 32 - Nolan Souza (MIF)

TOP 100 COLLEGE SOPHOMORES

- No. 26 - Wehiwa Aloy (SS)
- No. 57 - Jayson Jones (3B/OF)
- No. 92 - Parker Coil (LHP)

TOP 100 COLLEGE JUNIORS

- No. 15 - Hagen Smith (LHP)
- No. 66 - Mason Molina (LHP)
- No. 67 - Peyton Stovall (2B)
- No. 74 - Brady Tygart (RHP)
- No. 94 - Hudson White (C)

TOP 75 COLLEGE SENIORS

- No. 31 - Peyton Holt (3B)
- No. 41 - Ben McLaughlin (INF)

TOP 2024 MLB DRAFT PROSPECTS

- No. 5 - Hagen Smith (LHP)
- No. 27 - Mason Molina (LHP)
- No. 28 - Peyton Stovall (2B)
- No. 30 - Brady Tygart (RHP)
- No. 41 - Hudson White (C)
- No. 49 - Kendall Diggs (3B/OF)

TOP 2025 MLB DRAFT PROSPECTS

- No. 10 - Wehiwa Aloy (SS)
- No. 21 - Jayson Jones (3B/OF)

TOP 2026 MLB DRAFT PROSPECTS

- No. 3 - Ryder Helfrick (C)
- No. 5 - Gabe Gaeckle (RHP)
- No. 6 - Hunter Dietz (LHP)
- No. 7 - Adam Hachman (LHP)
- No. 15 - Nolan Souza (MIF)



Since the start of the 2017 season, Arkansas has recorded **321 total wins**. The Razorbacks are the winningest program in all of college baseball in that span.

MACHINE OF CONSISTENCY

- Since the start of the 2017 season, Arkansas is the winningest college baseball programs in the entire country.

Team	Total Wins (2017 - '18 - '19 - '20 - '21 - '22 - '23 - '24)
Arkansas	321 (45 - 48 - 46 - 11 - 50 - 46 - 43 - 32)
Oregon State	308 (56 - 55 - 36 - 5 - 37 - 48 - 41 - 30)
Florida	304 (52 - 49 - 34 - 16 - 38 - 42 - 54 - 19)
Southern Miss	302 (50 - 44 - 40 - 12 - 40 - 47 - 46 - 23)
East Carolina	301 (47 - 46 - 44 - 13 - 47 - 44 - 32 - 28)
Vanderbilt	301 (36 - 35 - 59 - 13 - 49 - 39 - 42 - 28)
LSU	298 (52 - 39 - 40 - 12 - 38 - 40 - 54 - 23)
Texas Tech	297 (45 - 45 - 46 - 16 - 39 - 39 - 41 - 26)
Tennessee	293 (27 - 29 - 40 - 15 - 50 - 57 - 44 - 31)

- Under Dave Van Horn, who is in his 22nd year as the Razorbacks' head coach, Arkansas has tallied seven 45-win seasons.

Season	Total Wins
2004	45
2012	46
2017	45
2018	48
2019	46
2021	50
2022	46

- Excluding the shortened 2020 season, the Hogs are the only SEC team, and one of only two teams in the country (along with Southern Miss), to record 40 or more wins in each of the last six full seasons.

Season	Overall Wins	SEC Wins
2017	45	18
2018	48	18
2019	46	20
2021	50	22
2022	46	18
2023	43	20

HISTORIC HOGS

- Arkansas has won 18-plus SEC games in six consecutive seasons. LSU is the only other team in SEC history to record at least six consecutive seasons of 18 or more SEC victories (10 consecutive seasons with 18 or more SEC wins from 1996-2005).
- Arkansas has started 8-4 or better in SEC play for seven consecutive seasons. It is the best stretch of starting 8-4 or better in SEC play by a team since LSU did so in eight consecutive seasons from 1991-98.

THE BIG 2-0

- Arkansas went 20-10 in SEC play in the 2023 regular season, finishing with 20 or more SEC victories for the fourth time in program history.

Year	SEC Record (Finish)
1999	22-8 (SEC overall champions)
2019	20-10 (SEC Western Division champions)
2021	22-8 (SEC overall champions)
2023	20-10 (SEC overall champions)

SEC TITLE TALK

- Arkansas head coach Dave Van Horn is one of only 11 head coaches in SEC history to win at least three SEC regular-season championships.

Coach	School	Championships
Skip Bertman	LSU	7
Kevin O'Sullivan	Florida	6
Tim Corbin	Vanderbilt	4
Paul Mainieri	LSU	4
Paul Gregory	Mississippi State	4
Paul Nix	Auburn	4
Tom Swayze	Ole Miss	4
Ray Tanner	South Carolina	3
Dave Van Horn	Arkansas	3

GONE STREAKING

- Arkansas has recorded 10 winning streaks of 10 or more games, including two such winning streak this season, since head coach Dave Van Horn took over at the helm of the program.

Winning Streak	Dates
16	March 7, 2020-March 13, 2021
15	Feb. 25-March 22, 2024
15	March 1-28, 2023
13	April 3-23, 2010
12	March 5-25, 2022
12	Feb. 11-March 8, 2005
11	March 26-April 12, 2024
10	May 16-June 5, 2021
10	March 4-21, 2012
10	Feb. 11-March 5, 2003

- The Razorbacks' 15-game winning streaks in 2023 and 2024 were their longest in-season winning streak of the Van Horn era.
- They were also the longest in-season winning streaks in program history since the Hogs won the first 18 games of the 1996 season.

HOME SWEET BAUM-WALKER

- Arkansas is 27-1 (.964 winning percentage) inside the friendly confines of Baum-Walker Stadium this season.
- This season, the Razorbacks have won a program-record 25 consecutive games at Baum-Walker Stadium (Feb. 19-present).
- Excluding 2020, Arkansas has won 28 or more games at home in six consecutive seasons, including a program-record 34 wins in 2018.

Year	Home Record	Overall Record (Postseason)
2017	29-8	45-19 (Regional)
2018	34-4	48-21 (College World Series)
2019	33-7	46-20 (College World Series)
2020	N/A	N/A
2021	30-8	50-13 (Super Regional)
2022	28-7	46-21 (College World Series)
2023	32-6	43-18 (Regional)



HOME WINS, HOME WINS AND MORE HOME WINS

- In order of winning percentage, here are the Razorbacks' top records at home since Baum-Walker Stadium opened in 1996.

Year	Home Record	Winning Percentage
2024	27-1	.964
2018	34-4	.895
2023	32-6	.842
2019	33-7	.825
2022	28-7	.800
2004	31-7	.795

HOGS BOASTS COLLEGIATE BASEBALL'S NO. 1 RECRUITING CLASS

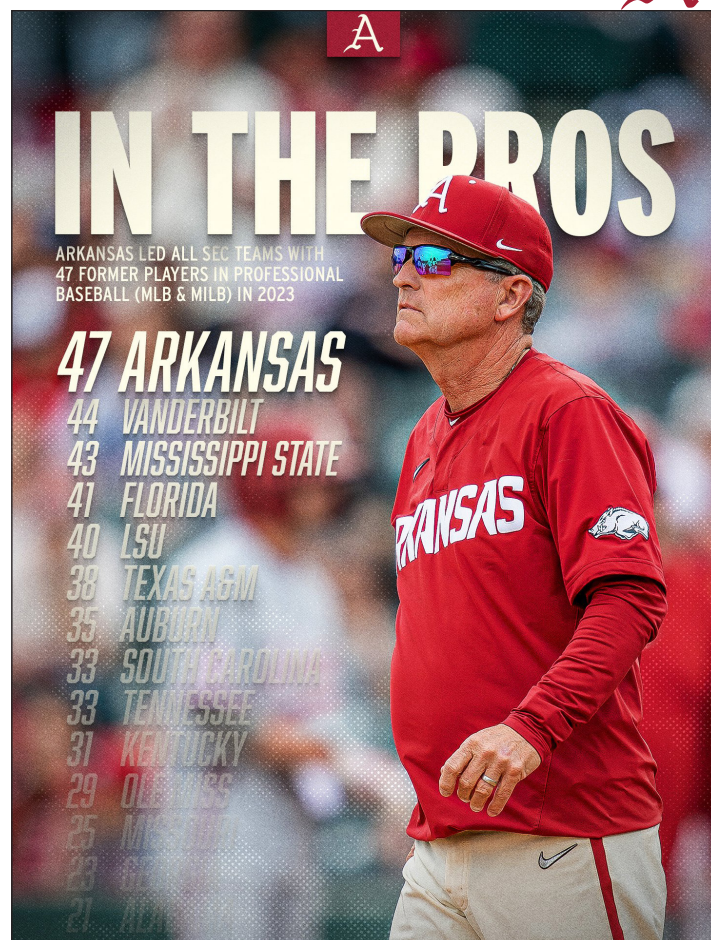
- For the first time in program history, head coach Dave Van Horn and the Hogs won Collegiate Baseball's national recruiting championship.
- Arkansas' star-studded 2023 recruiting class was named the nation's best by the publication, which released its top-50 class rankings on Tuesday, Sept. 26. The Hogs brought in 24 newcomers, including 14 freshmen, nine Division I transfers and one junior college product.
- This is the third year in a row that Arkansas has landed a top-five recruiting class as well as the program's fourth consecutive year with a top-10 recruiting class according to Collegiate Baseball.
- Arkansas is the only team in the country to earn a top-five recruiting class ranking in three consecutive years from Collegiate Baseball.
- The Hogs' 2021 and 2022 recruiting classes were lauded as the country's fourth-best and third-best, respectively.

J.B. & JOHNELLE HUNT FAMILY BASEBALL DEVELOPMENT CENTER

- The J.B. & Johnelle Hunt Family Baseball Development Center is a 49,000-square foot baseball performance facility, providing student-athletes with an expanded locker room, team meeting room, strength & conditioning center, training room, nutrition center, pitching development center and an in-venue batting tunnel.
- The one-of-a-kind facility, which opened ahead of the 2022 campaign, sits in the right-field corner of Baum-Walker Stadium.
- It also includes a tunnel to connect the facility to the first-base dugout and postgame press conference room.



The \$27 million, 49,000-square foot **J.B. & Johnelle Hunt Family Baseball Development Center** is the only one of its kind in all of college baseball.



Arkansas led all SEC teams with **47 former players** competing in professional baseball (MLB & MiLB) during the 2023 season.

PROHOGS

- Eight Hogs are on an MLB roster to begin the 2024 season.

Player	Team	Draft Year
Jalen Beeks	Colorado Rockies	2014
Andrew Benintendi	Chicago White Sox	2015
Isaiah Campbell	Boston Red Sox	2019
Dominic Fletcher	Chicago White Sox	2019
James McCann	Baltimore Orioles	2011
Drew Smyly	Chicago Cubs	2010
Ryne Stanek	Seattle Mariners	2013
Trevor Stephan	Cleveland Guardians (IL)	2017

- Six (6) former Razorbacks have won a World Series championship.

Player	Team	Year
Dick Hughes	St. Louis Cardinals	1967
Eric Hinske	Boston Red Sox	2007
	New York Yankees	2009
Dallas Keuchel	Houston Astros	2017
Andrew Benintendi	Boston Red Sox	2018
Drew Smyly	Atlanta Braves	2021
Ryne Stanek	Houston Astros	2022



SERIES HISTORY

INSIDE THE SERIES (SINCE 1960): SOUTH CAROLINA

Overall Series Record: 46-36
 Record in Fayetteville, Ark.: 24-13
 Record in Columbia, S.C.: 16-17
 Record at Neutral Sites: 6-6

IN THE DVH ERA (2003-PRESENT): SOUTH CAROLINA

Overall Series Record: 30-22
 Record in Fayetteville, Ark.: 14-10
 Record in Columbia, S.C.: 12-9
 Record at Neutral Sites: 4-3

Previous 13 meetings (Arkansas leads, 9-4)

DATE	SITE	W/L	SCORE
4/12/18	Fayetteville, Ark.	L	3-2
4/14/18	Fayetteville, Ark.	W	2-0
4/14/18	Fayetteville, Ark.	W	3-0
5/23/18	Hoover, Ala.!	W	13-8
6/9/18	Fayetteville, Ark.+	W	9-3
6/10/18	Fayetteville, Ark.+	L	8-5
6/11/18	Fayetteville, Ark.+	W	14-4
4/22/21	Columbia, S.C.	W	6-1
4/23/21	Columbia, S.C.	L	6-2
4/23/21	Columbia, S.C.	W	5-1
5/12/23	Fayetteville, Ark.	W	4-1
5/13/23	Fayetteville, Ark.	L	3-1
5/14/23	Fayetteville, Ark.	W	5-1

BOX SCORE FROM PREVIOUS MEETING



2023 Arkansas Baseball
#6 South Carolina at #3 Arkansas
 May 14, 2023 at Fayetteville, Ark. (Baum-Walker Stadium)



South Carolina 1 (37-14,15-11 SEC)

Arkansas 5 (38-13,19-8 SEC)

Player	ab	r	h	rbi	bb	so	po	a	lob	avg	Player	ab	r	h	rbi	bb	so	po	a	lob	avg
Michael Braswell ss	4	0	0	0	0	1	3	1	0	.264	Tavian Josenberger cf	4	0	0	0	0	2	3	0	0	.314
Dylan Brewer lf	4	0	1	0	0	1	1	0	0	.262	Jace Bohrofen lf	4	0	0	0	0	2	0	0	2	.355
Ethan Petry rf	4	0	0	0	0	3	2	0	0	.377	Kendall Diggs rf	4	0	0	0	0	0	2	0	0	.319
Cole Messina c	4	0	2	0	0	1	9	1	2	.316	Brady Slavens 1b	4	1	1	0	0	1	9	0	0	.281
Will McGillis pr	0	0	0	0	0	0	0	0	0	.297	Ben McLaughlin dh	4	1	1	1	0	1	0	0	0	.343
Gavin Casas 1b	4	0	1	0	0	1	5	3	1	.264	Caleb Cali 3b	4	1	3	1	0	1	1	2	0	.301
Braylen Wimmer dh	3	0	0	0	0	0	0	0	0	.298	Peyton Holt 2b	4	2	3	0	0	0	0	1	1	.333
Talmadge LeCroy 3b	3	0	0	0	0	2	0	2	1	.294	Parker Rowland c	3	0	1	2	0	2	10	0	2	.191
Will Tippett 2b	3	1	1	1	0	0	1	0	0	.178	John Bolton ss	3	0	1	1	0	0	1	4	0	.205
Evan Stone cf	1	0	0	0	1	1	0	0	0	.213	Hunter Hollan p	0	0	0	0	0	0	1	1	0	-
Caleb Denny ph	1	0	0	0	0	0	1	0	0	.229	Totals	34	5	10	5	0	9	27	8	5	
Matthew Becker p	0	0	0	0	0	0	1	1	0	-											
James Hicks p	0	0	0	0	0	0	1	0	0	-											
Totals	31	1	5	1	1	10	24	8	4												

Score by Innings	1	2	3	4	5	6	7	8	9	R	H	E
South Carolina	0	0	1	0	0	0	0	0	0	1	5	0
Arkansas	0	0	1	0	2	1	0	1	X	5	10	0

DP - Arkansas 1. LOB - SC 4; Arkansas 5. 2B - Messina(17); Slavens(13); Cali(6); Holt(2); Bolton(5). HR - Tippett(3); McLaughlin(2). SB - Holt(3); Bolton(7).

South Carolina	ip	h	r	er	bb	so	ab	bf	np	era	Arkansas	ip	h	r	er	bb	so	ab	bf	np	era
Matthew Becker	5.2	6	4	4	0	7	23	23	95	4.70	Hunter Hollan	9.0	5	1	1	1	10	31	32	113	3.75
James Hicks	2.1	4	1	1	0	2	11	11	38	3.88											

Win - Hollan (7-2). Loss - Becker (4-2). Save - None.
 Inherited runners/scored: Hicks 1/1. Pitches/strikes: Becker 95/61; Hicks 38/29; Hollan 113/80.

Umpires - HP: Morris C Hodges Jr 1B: Brian Hale 2B: David Uyl 3B: Eddie Newsom
 Start: 2:02 pm Time: 2:08 Attendance: 9981
 Weather: Mid 80s, cloudy, 6 mph NE wind

HONORS & AWARDS

INF Wehiwa Aloy

NCBWA Preseason All-American (SS, Second Team)
 Golden Spikes Award Preseason Watch List
 Brooks Wallace Award Shortstop of the Week (Week 7)

OF Kendall Diggs

Coaches Preseason All-SEC (OF, First Team)

LHP Colin Fisher

SEC Co-Freshman of the Week (Week 2)
 Perfect Game Midseason Freshman All-American (RP, First Team)

RHP Gabe Gaeckle

Perfect Game Midseason Freshman All-American (RP, First Team)

LHP Mason Molina

NCBWA Preseason All-American (SP, Second Team)

RHP Will McEntire

D1Baseball Midseason All-American (RP, Second Team)
 Perfect Game Midseason All-American (RP, First Team)

LHP Hagen Smith

Baseball America Preseason All-American (SP, First Team)
 D1Baseball Preseason All-American (SP, First Team)
 Perfect Game Preseason All-American (SP, First Team)
 NCBWA Preseason All-American (SS, Second Team)
 Baseball America Preseason SEC Pitcher of the Year
 D1Baseball Preseason SEC Pitcher of the Year

Perfect Game Preseason SEC Pitcher of the Year
 Coaches Preseason All-SEC (SP, First Team)
 Golden Spikes Award Preseason Watch List
 SEC Pitcher of the Week (Week 2)
 D1Baseball National Pitcher of the Week (Week 2)
 Golden Spikes Award Performance of the Week (Week 2)
 NCBWA National Pitcher of the Week (Week 2)
 Perfect Game National Pitcher of the Week (Week 2)
 SEC Pitcher of the Week (Week 6)
 D1Baseball Midseason Top Pitcher
 Perfect Game Midseason Pitcher of the Year
 D1Baseball Midseason All-American (SP, First Team)
 Perfect Game Midseason All-American (SP, First Team)
 Golden Spikes Award Midseason Watch List
 NCBWA Dick Howser Trophy National Pitcher of the Month (March)

INF Nolan Souza

SEC Freshman of the Week (Week 8)

RHP Gage Wood

NCBWA Stopper of the Year Award Preseason Watch List



Left-hander **Hagen Smith**, who entered the 2024 campaign as a consensus preseason All-American and the Preseason SEC Pitcher of the Year by Baseball America, D1Baseball and Perfect Game, was named the SEC Pitcher of the Week and earned numerous national weekly awards after his 17-strikeout performance vs. #7 Oregon State on Feb. 23.

EASTERN DIVISION

	SEC	Pct.	GB	All	Pct.	Home	Away	Neutral	Div.	Top 25	Top 10	L10	Streak
Kentucky	14-1	.933	-	31-5	.861	16-2	13-2	2-1	5-1	9-0	0-0	9-1	W4
Tennessee	10-5	.667	4.0	31-6	.838	26-2	3-3	2-1	2-1	9-4	0-0	9-1	W7
Vanderbilt	9-7	.563	5.5	28-10	.737	21-3	3-7	4-0	4-3	6-7	1-3	6-4	W2
South Carolina	8-7	.533	6.0	26-11	.703	18-4	6-6	2-1	6-3	8-7	4-4	6-4	W1
Georgia	7-8	.467	7.0	27-9	.750	22-2	3-7	2-0	3-6	5-4	4-2	5-5	W1
Florida	7-9	.438	7.5	19-18	.514	14-9	5-8	0-1	1-6	7-9	4-3	3-7	L1
Missouri	5-10	.333	9.0	17-21	.447	10-10	6-9	1-2	5-7	3-6	3-6	7-3	W1

WESTERN DIVISION

	SEC	Pct.	GB	All	Pct.	Home	Away	Neutral	Div.	Top 25	Top 10	L10	Streak
Arkansas	12-3	.800	-	32-5	.865	27-1	3-3	2-1	9-3	7-3	4-0	8-2	W2
Texas A&M	11-4	.733	1.0	33-4	.892	25-1	5-3	3-0	5-1	12-4	4-2	9-1	W5
Mississippi State	7-8	.467	5.0	23-14	.622	17-7	4-6	2-1	4-5	6-6	4-5	5-5	W1
Alabama	6-9	.400	6.0	24-13	.649	18-5	3-7	3-1	2-1	7-7	6-3	3-7	L1
Ole Miss	5-10	.333	7.0	20-16	.556	15-8	4-8	1-0	2-4	5-10	1-5	2-8	W2
LSU	3-12	.200	9.0	23-15	.605	17-7	3-8	3-0	1-5	3-10	3-10	3-7	W1
Auburn	2-13	.133	10.0	19-17	.528	14-10	1-6	4-1	1-5	3-14	2-14	3-7	W1

SCHEDULE/RESULTS

Thursday, April 18

- *at #12 Vanderbilt 10, Florida 5
- *#1 Texas A&M at #12 Alabama - postponed

Friday, April 19

- *#1 Texas A&M at #12 Alabama - 12 p.m. [SECN+] (DH)
- *Ole Miss at #23 Georgia - 6 p.m. [SECN+]
- *#2 Tennessee at #3 Kentucky - 6:30 p.m. [SECN+]
- *#2 Arkansas at #19 South Carolina - 7 p.m. [SECN+]**
- *Auburn at Mississippi State - 7 p.m. [SECN+]
- *Florida at #12 Vanderbilt - 7 p.m. [ESPN2]
- *LSU at Missouri - 8 p.m. [SECN]

Saturday, April 20

- *Ole Miss at #23 Georgia - 2 p.m. [SECN+]
- *#2 Tennessee at #3 Kentucky - 2 p.m. [SECN+]
- *#1 Texas A&M at #12 Alabama - 3 p.m. [SECN+]
- *#2 Arkansas at #19 South Carolina - 3 p.m. [SECN+]**
- *Florida at #12 Vanderbilt - 3 p.m. [SECN+]
- *LSU at Missouri - 5 p.m. [SECN+]
- *Auburn at Mississippi State - 6 p.m. [SECN]

Sunday, April 21

- *Ole Miss at #23 Georgia - 1 p.m. [SECN+]
- *#2 Tennessee at #3 Kentucky - 1 p.m. [SECN+]
- *#2 Arkansas at #19 South Carolina - 1:30 p.m. [SECN+]**
- *Auburn at Mississippi State - 2 p.m. [SECN+]
- *LSU at Missouri - 3 p.m. [SECN+]

Next Weekend in the SEC (April 25-28)

- *Alabama at Ole Miss
- *Missouri at Tennessee
- *Florida at Arkansas**
- *Auburn at LSU
- *Georgia at Texas A&M
- *Kentucky at South Carolina
- *Mississippi State at Vanderbilt

*All times Eastern
Rankings reflect highest among major polls
SEC game



WEEK 10

SOUTHEASTERN CONFERENCE

AS OF APRIL 15

ACTIVE CAREER LEADERS

Runs Scored

1.	Mac Bingham*, LSU	175
2.	Braden Montgomery*, Texas A&M	165
3.	Ethan Groff*, Ole Miss	162
4.	Clayton Chadwick*, Georgia	154
5.	Tommy White*, LSU	152
	Jared Sprague-Lott*, Arkansas	152
7.	Grant Smith*, Kentucky	148
8.	Ted Burton*, Texas A&M	142
9.	Evan Sleight*, Alabama	140
10.	Treyson Hughes*, Ole Miss	139

Triples

1.	Max Grant*, Alabama	13
2.	Mac Bingham*, LSU	10
3.	Connor Hujsak*, Mississippi State	7
4.	Cooper Weiss*, Auburn	6
	TJ McCants, Alabama	6
6.	Ryan Targac, Texas A&M	5
	Jared Sprague-Lott*, Arkansas	5
	Paul Toetz*, Georgia	5
9.	Dillon Carter*, Georgia	4
	Clayton Chadwick*, Georgia	4
	Jack Wagner*, Arkansas	4
	Grant Smith*, Kentucky	4
	Ethan Groff*, Ole Miss	4

Stolen Bases

1.	Jacob Humphrey*, Vanderbilt	89
2.	Cooper Weiss*, Auburn	49
3.	Ryan Waldschmidt*, Kentucky	48
4.	Ethan Groff*, Ole Miss	42
5.	Amani Larry*, Mississippi State	39
	Ty Crittenger*, Kentucky	38
	Dylan Brewer*, South Carolina	38
	Emilien Pitre, Kentucky	38
9.	Ty Wilmsmeyer, Arkansas	34
	Calvin Hewett, Vanderbilt	34

Wins

1.	Ty Good*, South Carolina	29
2.	Dominic Niman*, Kentucky	23
3.	Drew Beam, Tennessee	22
	Hagen Smith, Arkansas	22
5.	Trey Pooser*, Kentucky	20
6.	Devin Futrell, Vanderbilt	19
7.	Tyler Davis*, Mississippi State	17
	Carter Holton, Vanderbilt	17
9.	Carter Rustad*, Missouri	16
10.	Khal Stephen*, Mississippi State	15
11.	Chris Cortez, Texas A&M	14
12.	Will McEntire, Arkansas	13
	Luke Holman, LSU	13

Saves

1.	Brandon Neely, Florida	15
2.	Zach DeVito*, Georgia	14
3.	Alton Davis, Alabama	12
	Chris Veach*, South Carolina	12
5.	AJ Causey*, Tennessee	10
6.	Brady Tygart, Arkansas	9
	Ryan Slater, Florida	9
8.	Justin Loer*, LSU	8
9.	Brandt Pancer*, Georgia	7
	Will McEntire, Arkansas	7
11.	Gage Wood, Arkansas	6
	Will Cannon, Auburn	6
	Gabe Gaeckle, Arkansas	6

Strikeouts

1.	Ty Good*, South Carolina	313
2.	Hagen Smith, Arkansas	288
3.	Mason Molina*, Arkansas	244
4.	Dominic Niman*, Kentucky	236
5.	Carter Holton, Vanderbilt	224
6.	Trey Pooser*, Kentucky	212
7.	Drew Beam, Tennessee	195
8.	Will McEntire, Arkansas	187
9.	Luke Holman, LSU	186
10.	Bobby Alcock*, Alabama	185

Innings Pitched

1.	Ty Good*, South Carolina	279.0
2.	Dominic Niman*, Kentucky	266.0
3.	Trey Pooser*, Kentucky	255.0
4.	Drew Beam, Tennessee	211.1
5.	Hagen Smith, Arkansas	190.0
6.	Mason Molina*, Arkansas	184.1
7.	Will McEntire, Arkansas	182.1
8.	Daniel Padyak*, Georgia	179.2
9.	Carter Holton, Vanderbilt	178.1
10.	Devin Futrell, Vanderbilt	177.0

* - Indicates stats from a previous non-SEC school are included

A || QUICK FACTS

GENERAL INFORMATION

Location..... Fayetteville, Ark.
 Founded..... 1871
 Enrollment..... 30,936
 Nickname..... Razorbacks
 School Colors..... Cardinal (PMS 201) and White
 Conference..... Southeastern (SEC)
 System President..... Dr. Donald R. Bobbitt (Arkansas, 1980)
 Chancellor..... Dr. Charles Robinson (Houston, 1987)
 Athletics Director..... Hunter Yurachek (Guilford, 1990)
 Faculty Athletic Rep..... Paul Adams (LSU, 1992)
 Athletics Website..... ArkansasRazorbacks.com
 Athletic Department Phone..... (479) 575-6533
 Ticket Office Phone..... (479) 575-5151

BAUM-WALKER STADIUM

Home Facility..... Baum-Walker Stadium at George Cole Field
 Capacity..... 11,121 (8,237 Chairbacks)
 Largest Crowd (actual)..... 12,167 vs. Missouri State (June 6, 2015)
 Stadium Opening..... April 13, 1996
 Dedication..... May 3, 1996
 Field Dimensions..... LL - 320, LC - 375, CF - 400, RC - 365, RL - 312
 Surface..... Grass

COACHES & SUPPORT STAFF

Head Coach..... Dave Van Horn (Arkansas, 1988)
 Record at Arkansas..... 871-446 (22 seasons, .662)
 Overall Division I Record..... 1,191-603 (30 seasons, .664)
 Overall as a Head Coach..... 1,456-686 (36 seasons, .680)
 DI Postseason Appearances (Total/at Arkansas)..... 23/19
 College World Series Appearances (Total/at Arkansas)..... 9/7
 (Neb: 2001, 2002; Ark: 2004, 2009, 2012, 2015, 2018, 2019, 2022)
 Assistant Coach/Recruiting Coordinator..... Nate Thompson (Dallas Baptist, 2006)
 Assistant Coach..... Matt Hobbs (Missouri, 2002)
 Assistant Coach..... Bobby Wernes (Arkansas, 2018)
 Director of Baseball Operations..... Clay Goodwin (Arkansas, 2005)
 Director of Strength & Conditioning..... Hunter Bell (Arkansas-Monticello, 2018)
 Director of Video & Scouting..... Zach Barr (Arkansas, 2017)
 Director of Analytics..... DJ Baxendale (Arkansas, 2019)
 Athletic Trainer..... Corey Wood (East Carolina, 2008)
 Equipment Manager..... Mark Taylor (Ouachita Baptist, 1988)
 Graduate Manager..... John McElroy
 Student Managers..... Ryan Cleinmark, Bryson Halford, Owen Hoover,
 Zane Ramey, Matthew Schluterman
 Sports Information Director..... Oliver Grigg (Tulane, 2017)
 Sport Administrator..... Kevin Trainor (Arkansas, 1994)
 Administrative Assistant..... Kelly Moore (Arkansas, 2004)

HISTORY

First Year of Arkansas Baseball..... 1897
 Years of Varsity Baseball at Arkansas..... 102
 (1897, 1901-03, 05, 08-16, 19-20, 22-29, 47-2024)
 All-Time Program Record..... 2,424-1,466-6 (.623)
 All-Time Conference Record/Years..... SEC: 489-426 (.535)/32
 SWC: 249-190 (.567)/23
 Combined: 738-616 (.546)/55
 Conference Titles/Years..... SEC Overall: 4/1999, 2004, 2021, 2023
 SEC Western Division: 8/1999, 2004, 2007, 2011, 2018, 2019, 2021, 2023
 SWC: 2/1989, 1990
 Conference Tournament Record/Years..... SEC: 40-45 (.471)/27
 SWC: 18-25 (.419)/14
 Combined: 58-70 (.453)/41
 Conference Tournament Titles/Years..... SEC: 1/2021
 SWC: 1/1985
 NCAA Postseason Appearances..... 34
 (1973, 79-80, 83, 85-90, 95-96, 98-99, 2002-15, 2017-19, 2021-23)
 NCAA Postseason Record..... 102-77 (.570)
 College World Series Appearances..... 11
 (1979, 1985, 1987, 1989, 2004, 2009, 2012, 2015, 2018, 2019, 2022)
 College World Series Record..... 18-22 (.450)
 NCAA Super Regional Appearances..... 10
 (2002, 2004, 2009, 2010, 2012, 2015, 2018, 2019, 2021, 2022)
 NCAA Super Regional Record..... 16-10 (.615)
 NCAA Regional Appearances..... 33
 NCAA Regional Record..... 68-45 (.602)
 Overall NCAA Regional Hosts..... 10 (1999, 2004, 2006, 2007, 2010, 2017, 2018, 2019, 2021, 2023)
 Best NCAA Finish..... 1979 & 2018 National Runner-Up

TEAM INFORMATION

2023 Overall Record..... 43-18
 Home..... 32-6
 Away..... 7-9
 Neutral..... 4-3
 SEC Record..... 20-10
 SEC Finish..... T-1st Overall
 SEC Tournament..... T-3rd
 Postseason..... NCAA Regional
 Lettermen Returning/Lost..... 20/13
 Position Starters (including DH) Returning/Lost..... 3/6
 Pitchers Returning/Lost..... 11/5
 Newcomers/Redshirts..... 22/1
 Captains..... OF Kendall Diggs, LHP Hagen Smith, INF Peyton Stovall

TOP RETURNING POSITION PLAYERS

Kendall Diggs	OF	Jr.	.299/.436/.547, 51 R, 12 2B, 1 3B, 12 HR, 63 RBI, 1 SB
Peyton Holt	INF/OF	Sr.	.392/.489/.581, 24 R, 4 2B, 2 3B, 2 HR, 17 RBI, 6 SB
Ben McLaughlin	INF	Sr.	.346/.442/.487, 12 R, 3 2B, 1 3B, 2 HR, 14 RBI
Peyton Stovall	INF	Jr.	.253/.330/.393, 30 R, 4 2B, 1 3B, 5 HR, 31 RBI, 3 SB

TOP RETURNING PITCHERS

Will McEntire	RHP	R-Sr.	8-3, 5.07 ERA, 87.0 IP, 83 SO, 2 SV
Hagen Smith	LHP	Jr.	8-2, 3.64 ERA, 71.2 IP, 109 SO, 2 SV
Brady Tygart	RHP	Jr.	3-1, 3.20 ERA, 25.1 IP, 31 SO, 1 SV
Gage Wood	RHP	So.	2-0, 4.80 ERA, 30.0 IP, 42 SO, 5 SV

TOP NEWCOMERS

Wehiwa Aloy	INF	So.	Wailuku, Hawai'i (Sacramento State)
Hunter Dietz	LHP	Fr.	Trinity, Fla. (Calvary Christian HS)
Colin Fisher	LHP	Fr.	Noble, Okla. (Noble HS)
Gabe Gaeckle	RHP	Fr.	Aptos, Calif. (Aptos HS)
Ryder Helfrick	C	Fr.	Discovery Bay, Calif. (Clayton Valley Charter HS)
Mason Molina	LHP	Jr.	Rancho Santa Margarita, Calif. (Texas Tech)
Nolan Souza	INF	Fr.	Honolulu, Hawai'i (Punahou School)
Jack Wagner	INF/OF	Grad.	Wichita, Kan. (Tarleton State)
Hudson White	C	Jr.	Keller, Texas (Texas Tech)
Ty Wilmsmeyer	OF	Grad.	Springfield, Mo. (Missouri)



Arkansas ace **Hagen Smith**, one of the Hogs' three team captains, went 8-2 with a 3.64 ERA, a team-leading 109 strikeouts and two saves in 71 2/3 innings of work as a sophomore in 2023.



Baseball America

Week 9

1. Texas A&M
2. **Arkansas**
3. Tennessee
4. Clemson
5. Florida State
6. Duke
7. Kentucky
8. Oregon State
9. Virginia
10. East Carolina
11. North Carolina
12. Alabama
13. Vanderbilt
14. Wake Forest
15. UC Irvine
16. Oregon
17. Oklahoma State
18. West Virginia
19. South Carolina
20. UL-Lafayette
21. Coastal Carolina
22. NC State
23. Dallas Baptist
24. Lamar
25. Oklahoma

D1Baseball

Week 9

1. Texas A&M
2. **Arkansas**
3. Kentucky
4. Tennessee
5. Oregon State
6. Clemson
7. Duke
8. Florida State
9. East Carolina
10. Virginia
11. North Carolina
12. Wake Forest
13. Vanderbilt
14. UL-Lafayette
15. Oklahoma State
16. Oregon
17. UC Irvine
18. Alabama
19. Coastal Carolina
20. South Carolina
21. Arizona
22. West Virginia
23. Virginia Tech
24. Georgia
25. Dallas Baptist

Perfect Game

Week 9

1. Texas A&M
2. **Arkansas**
3. Tennessee
4. Oregon State
5. Clemson
6. Florida State
7. Kentucky
8. Duke
9. Virginia
10. North Carolina
11. East Carolina
12. Vanderbilt
13. Wake Forest
14. Indiana State
15. Oklahoma State
16. UL-Lafayette
17. Alabama
18. UC Irvine
19. Arizona
20. Dallas Baptist
21. West Virginia
22. Coastal Carolina
23. Oregon
24. Virginia Tech
25. Liberty

USA Today Coaches

Week 9

1. Texas A&M
2. **Arkansas**
3. Tennessee
4. Oregon State
5. Kentucky
6. Clemson
7. Florida State
8. Virginia
9. Duke
10. East Carolina
11. North Carolina
12. Vanderbilt
13. Wake Forest
14. Alabama
15. UL-Lafayette
16. UC Irvine
17. Oklahoma State
18. Oregon
19. Dallas Baptist
20. Coastal Carolina
21. South Carolina
22. Virginia Tech
23. Georgia
24. West Virginia
25. Indiana State

NCBWA

Week 9

1. Texas A&M
2. Tennessee
3. **Arkansas**
4. Kentucky
5. Oregon State
6. Clemson
7. Florida State
8. Duke
9. East Carolina
10. Virginia
11. North Carolina
12. Wake Forest
13. Vanderbilt
14. Oregon
15. Alabama
16. UL-Lafayette
17. Oklahoma State
18. UC Irvine
19. Coastal Carolina
20. South Carolina
21. Dallas Baptist
22. Indiana State
23. Virginia Tech
24. Georgia
25. Arizona

ARKANSAS IN THE POLLS

	BA	D1Baseball	Perfect Game	USA Today	NCBWA
Preseason	3	3	2	4	4
Feb. 19 (1)	3	2	2	4	5
Feb. 26 (2)	3	2	2	5	5
March 4 (3)	3	2	2	3	4
March 11 (4)	1	1	1	1	2
March 18 (5)	1	1	1	1	1
March 25 (6)	1	1	1	1	1
April 1 (7)	1	1	1	1	1
April 8 (8)	1	1	1	1	1
April 15 (9)	2	2	2	2	3
April 22 (10)					
April 29 (11)					
May 6 (12)					
May 13 (13)					
May 20 (14)					
May 27 (15)					
June 4 (16)					
June 11 (17)					
Final	--	--	--	--	--

BA - Baseball America

D1 - D1Baseball

PG - Perfect Game

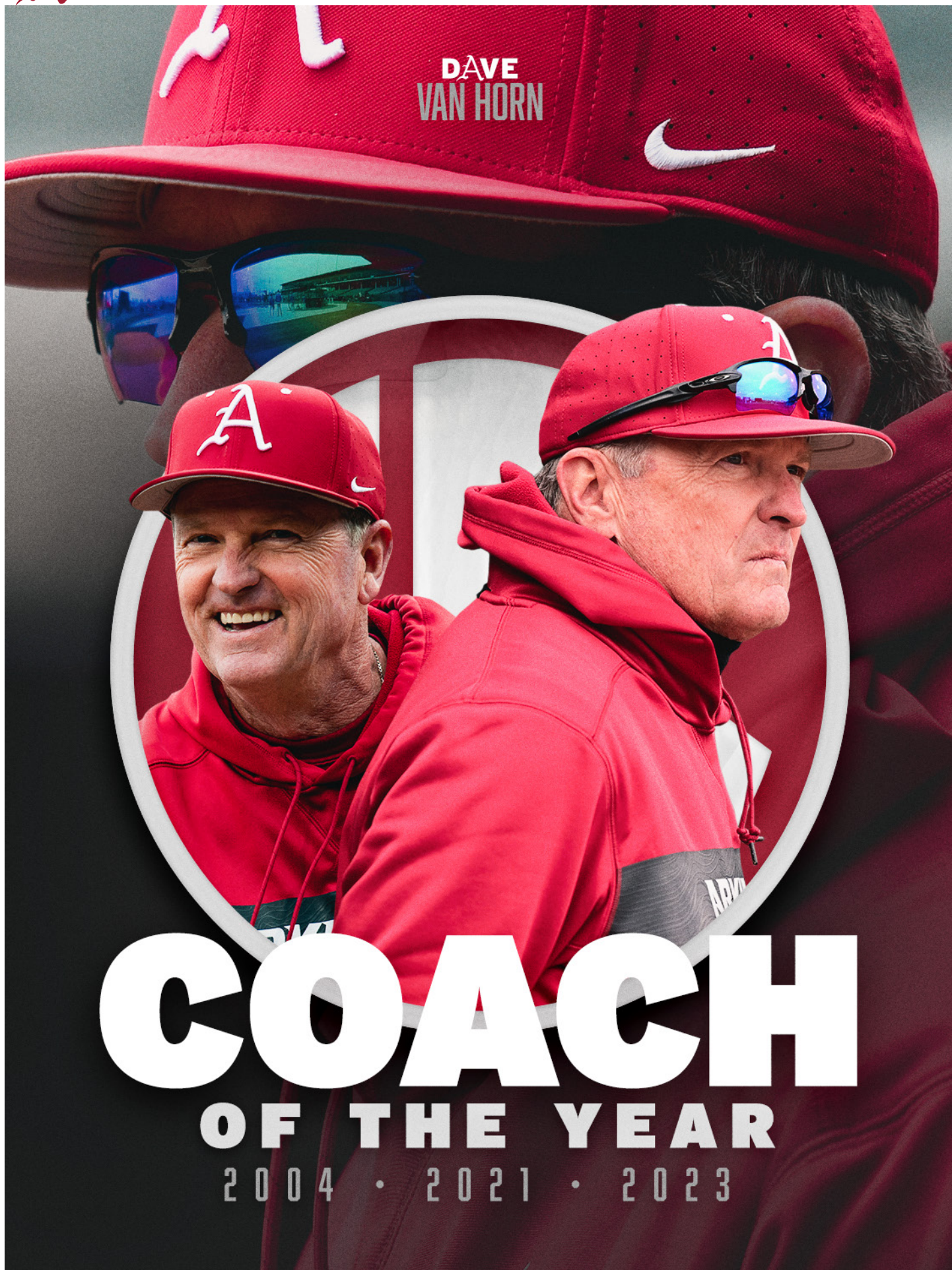
USA Today - USA Today Coaches Poll

NCBWA - National Collegiate Baseball Writers Association

(#) - Week



||| HEAD COACH DAVE VAN HORN



DAVE
VAN HORN

COACH

OF THE YEAR

2004 • 2021 • 2023



PERSONAL

Born: Sept. 17, 1960
 Hometown: Kansas City, Mo.
 Alma Mater: Arkansas (1988)
 Masters of Science: East Texas State (1992)
 Wife: Karen
 Children: Hollan, Mariel
 Named Head Coach at Arkansas: June 21, 2002

PLAYING HISTORY

1982-84 Atlanta Braves Organization
 1982 MLB Draft: 10th Round (Atlanta Braves)
 1982 Arkansas
 1981 MLB Draft: 10th Round (Chicago White Sox)
 1980-81 McLennan Community College

COACHING HONORS

2023 SEC Coach of the Year
 2021 SEC Coach of the Year
 2004 SEC Coach of the Year
 2001 Baseball America National Coach of the Year
 2001 BIG 12 Coach of the Year
 2001 ABCA Midwest Region Coach of the Year
 2000 ABCA Midwest Region Coach of the Year
 1997 Southland Coach of the Year
 1995 Southland Coach of the Year
 1994 NCAA Division II Coach of the Year
 1994 ABCA Central Region Coach of the Year

HALL OF FAME

2019 Arkansas Sports Hall of Fame
 2013 Winnetonka High School Hall of Fame
 2012 Ban Johnson League Hall of Fame
 2001 Central Missouri State Hall of Fame

VAN HORN'S CAREER NUMBERS

Year	School	Record	Pct.	Conf.	Place	Conf. Tourn.	NCAA
1989	Texarkana CC	39-18	.684	N/A	N/A	N/A	--
1990	Texarkana CC	44-14	.759	N/A	N/A	N/A	--
1991	Texarkana CC	45-12	.789	N/A	N/A	N/A	--
1992	Texarkana CC	48-10	.827	N/A	1st	N/A	--
1993	Texarkana CC	38-18	.678	N/A	N/A	N/A	--
	Total	214-72	.748	--	--	--	--
1994	Central Missouri St.	51-11	.823	15-1	1st (Div.)	1st (4-1)	NCAA DII Champs
	Total	51-11	.823	15-1	--	1 (4-1)	--
1995	Northwestern St.	37-15	.711	19-5	1st	DNP (0-2)	--
1996	Northwestern St.	34-27	.557	14-16	2nd (Div.)	2nd (3-2)	--
1997	Northwestern St.	35-23	.603	19-9	1st	DNP (0-2)	--
	Total	106-65	.620	52-30	--	3 (3-6)	--
1998	Nebraska	24-20	.545	10-13	7th	DNQ	DNQ
1999	Nebraska	42-18	.700	16-9	5th	1st (4-0)	NCAA (1-2)
2000	Nebraska	51-17	.750	21-9	2nd	1st (5-1)	NCAA (4-2)
2001	Nebraska	50-16	.758	20-8	1st	1st (4-0)	CWS (5-2)
2002	Nebraska	47-21	.691	16-11	2nd	2nd (3-1)	CWS (5-3)
	Total	214-92	.699	67-39	--	4 (16-2)	4 (15-9)
2003	Arkansas	35-22	.612	14-16	6th West	T-7th (0-2)	NCAA (1-2)
2004	Arkansas	45-24	.652	19-11	T-1st Overall	4th (2-2)	CWS (6-3)
2005	Arkansas	39-22	.636	13-17	T-5th West	T-7th (0-2)	NCAA (2-2)
2006	Arkansas	39-21	.650	18-12	2nd West	T-7th (0-2)	NCAA (1-2)
2007	Arkansas	43-21	.672	18-12	1st West	2nd (3-1)	NCAA (2-2)
2008	Arkansas	34-24	.586	14-15	4th West	DNQ	NCAA (0-2)
2009	Arkansas	41-24	.631	14-15	4th West	4th (2-2)	CWS (7-2)
2010	Arkansas	43-21	.672	18-12	2nd West	T-7th (0-2)	NCAA (3-3)
2011	Arkansas	40-22	.645	15-15	1st West	T-3rd (2-2)	NCAA (2-2)
2012	Arkansas	46-22	.676	16-14	T-2nd West	T-9th (0-2)	CWS (7-3)
2013	Arkansas	39-22	.639	18-11	2nd West	T-3rd (2-1)	NCAA (2-2)
2014	Arkansas	40-25	.615	16-14	4th West	T-3rd (3-2)	NCAA (2-2)
2015	Arkansas	40-25	.615	17-12	3rd West	T-5th (2-2)	CWS (5-3)
2016	Arkansas	26-29	.473	7-23	7th West	DNQ	DNQ
2017	Arkansas	45-19	.703	18-11	2nd West	2nd (3-2)	NCAA (3-2)
2018	Arkansas	48-21	.696	18-12	T-1st West	T-3rd (2-1)	CWS Runner-Up (9-3)
2019	Arkansas	46-20	.697	20-10	T-1st West	T-5th (1-2)	CWS (5-3)
2020	Arkansas	11-5	.688	0-0	--	--	--
2021	Arkansas	50-13	.794	22-8	1st Overall	1st (4-0)	NCAA (4-3)
2022	Arkansas	46-21	.687	18-12	2nd West	T-7th (0-2)	CWS (8-3)
2023	Arkansas	43-18	.705	20-10	T-1st Overall	T-3rd (2-1)	NCAA (2-2)
2024	Arkansas	32-5	.865	12-3	--	--	--
	Total	871-446	.662	345-265	--	18 (28-30)	19 (71-46)
Career Totals		1,456-686	.680	479-335	--	51-39 (.567)	86-55 (.610)

Dave Van Horn, the three-time SEC Coach of the Year, has elevated Arkansas into one of the nation's premier college baseball programs ever since returning to his alma mater to take over for legendary former head baseball coach Norm DeBriyn.

In his 22nd season as head coach in 2024, Van Horn, the second-winningest coach in Arkansas baseball history, has led the Razorbacks to seven College World Series appearances, including a runner-up finish (2018) and four top-five finishes (2009, 2012, 2018, 2022), 19 NCAA Tournament berths, three SEC overall titles, seven SEC Western Division championships, one SEC Tournament title and 871 overall wins, including 345 SEC victories.

Van Horn, whose 1,456 career wins are the most among all active Division I head coaches, is one of only five head coaches in college baseball history with 300 or more SEC wins in their career. Year in and year out, Van Horn has produced nationally competitive teams and developed elite-level student-athletes on and off the field, including two Golden Spikes Award and Dick Howser Trophy winners in outfielder Andrew Benintendi (2015) and pitcher Kevin Kopps (2021), as well as numerous All-Americans, all-SEC performers and future professional baseball players.

Under Van Horn's guidance, 32 Razorbacks have earned All-America honors, 46 have garnered All-SEC recognition and 136 have heard their names called in the Major League Baseball draft.

HOGS VS. 2024 OPPONENTS UNDER DVH

	W-L	Home	Away	Neutral
Alabama	38-31	21-9	15-18	2-4
Arkansas State	4-0	4-0	0-0	0-0
Auburn	41-24	20-10	19-14	2-0
Florida	29-23	13-5	10-14	6-4
Georgia	24-20	14-7	9-11	1-2
Grambling	11-0	10-0	0-0	1-0
James Madison	3-1	3-1	0-0	0-0
Kentucky	29-13	16-5	13-8	0-0
Little Rock	5-2	5-2	0-0	0-0
LSU	30-44	17-16	11-19	2-9
McNeese	8-1	6-1	2-0	0-0
Michigan	1-0	0-0	0-0	1-0
Mississippi State	36-28	18-12	16-14	2-2
Missouri	17-4	10-2	7-2	0-0
Missouri State	20-11	12-8	8-3	0-0
Murray State	6-0	6-0	0-0	0-0
Oklahoma State	8-7	2-3	4-2	2-2
Ole Miss	37-43	17-19	13-17	7-7
Omaha	2-0	2-0	0-0	0-0
Oral Roberts	17-6	11-3	5-3	1-0
Oregon State	2-2	0-0	0-0	2-2
San Jose State	2-0	2-0	0-0	0-0
South Carolina	30-22	14-10	12-9	4-3
Texas A&M	22-15	13-5	7-9	2-1
Texas Tech	7-1	3-0	0-0	4-1
UAPB	5-0	5-0	0-0	0-0
UCA	5-0	3-0	0-0	1-0


A ||| THE ARKANSAS RAZORBACKS




1
TY WILMSMEYER
Grad. • 6-2 • 185 • R/R
OF • Springfield, Mo.




3
NOLAN SOUZA
Fr. • 6-3 • 220 • L/R
INF • Honolulu, Hawai'i




4
JACK WAGNER
Grad. • 6-0 • 210 • R/R
INF/OF • Wichita, Kan.




5
KENDALL DIGGS
Jr. • 6-0 • 210 • L/R
OF • Olathe, Kan.




6
BEN McLAUGHLIN
Sr. • 6-3 • 200 • L/R
INF • Golden, Colo.



8
HUDSON WHITE
Jr. • 6-1 • 200 • R/R
C • Keller, Texas




9
WEHIWA ALOY
So. • 6-2 • 200 • R/R
INF • Wailuku, Hawai'i




10
PEYTON STOVALL
Jr. • 5-11 • 200 • L/R
INF • Houghton, La.




11
JAEWOO CHO
Fr. • 6-3 • 220 • R/R
RHP • Seoul, South Korea



12
JARED SPRAGUE-LOTT
Sr. • 6-0 • 195 • R/R
INF • Philadelphia, Pa.




13
JAYSON JONES
So. • 6-2 • 215 • R/R
INF/OF • Savannah, Texas




14
ROSS LOVICH
Sr. • 6-0 • 185 • L/L
OF • Overland Park, Kan.




16
HUDSON POLK
Sr. • 6-1 • 210 • R/R
C • Coppell, Texas



17
HUNTER GRIMES
R-Sr. • 6-1 • 185 • R/R
OF • Kerrville, Texas



18
REESE ROBINETT
So. • 6-3 • 220 • L/R
INF • Kennett, Mo.



19
WILL EDMANSON
Jr. • 6-1 • 195 • R/R
OF • Luther, Okla.




20
GABE GAECKLE
Fr. • 6-0 • 195 • R/R
RHP • Aptos, Calif.



21
MASON MOLINA
Jr. • 6-2 • 230 • R/L
LHP • Rancho Santa Margarita, Calif.




22
TY WAID
Fr. • 6-2 • 225 • R/R
INF/OF • Texarkana, Ark.




24
PEYTON HOLT
Sr. • 5-10 • 205 • R/R
INF/OF • Greenwood, Ark.




25
BRADY TYGART
Jr. • 6-2 • 215 • R/R
RHP • Hernando, Miss.



26
TATE MCGUIRE
Fr. • 6-3 • 210 • R/R
RHP • Liberty, Mo.



27
RYDER HELFRICK
Fr. • 6-1 • 205 • R/R
C • Discovery Bay, Calif.




28
KOTY FRANK
Grad. • 6-2 • 225 • R/R
RHP • Tushka, Okla.




31
DYLAN CARTER
R-Jr. • 6-2 • 225 • R/R
RHP • Bentonville, Ark.




32
HUNTER DIETZ
Fr. • 6-6 • 230 • R/L
LHP • Trinity, Fla.




33
HAGEN SMITH
Jr. • 6-3 • 225 • L/L
LHP • Bullard, Texas




34
DIEGO RAMOS
Fr. • 6-3 • 205 • S/R
RHP • Vian, Okla.




36
PARKER COIL
So. • 6-3 • 190 • R/L
LHP • Edmond, Okla.



37
JAKE FAHERTY
Jr. • 6-3 • 185 • R/R
RHP • Georgetown, Ky.



38
COLIN FISHER
Fr. • 6-3 • 225 • L/L
LHP • Noble, Okla.




39
TUCKER HOLLAND
Fr. • 6-6 • 235 • R/L
LHP • Fayetteville, N.C.




40
BEN BYBEE
So. • 6-6 • 235 • R/R
RHP • Overland Park, Kan.




41
WILL MCENTIRE
R-Sr. • 6-4 • 225 • L/R
RHP • Bryant, Ark.




43
KADE SMITH
Fr. • 6-0 • 200 • R/R
OF • Searcy, Ark.



44
PARKER ROWLAND
Sr. • 6-3 • 215 • S/R
C • Tulsa, Okla.




45
GAGE WOOD
So. • 6-0 • 205 • R/R
RHP • Batesville, Ark.



46
CHRISTIAN FOUTCH
So. • 6-3 • 230 • R/R
RHP • Littleton, Colo.



48
COOPER DOSSETT
So. • 6-0 • 200 • R/R
RHP • Springdale, Ark.




49
STONE HEWLETT
Sr. • 6-1 • 195 • L/L
LHP • Leawood, Kan.




51
JACK SMITH
Fr. • 6-4 • 225 • L/L
LHP • Moulton, Ala.




55
JOSH HYNEMAN
R-Fr. • 6-4 • 240 • R/R
RHP • Jonesboro, Ark.




61
ADAM HACHMAN
Fr. • 6-5 • 245 • L/L
LHP • Wentzville, Mo.




2
DAVE VAN HORN
Head Coach
22nd Season



30
NATE THOMPSON
Assistant Coach
7th Season



47
MATT HOBBS
Assistant Coach
6th Season



7
BOBBY WERNES
Assistant Coach
4th Season



7
CLAY GOODWIN
Director of Operations
17th Season



No.	Player	Pos.	Yr.	Ht.	Wt.	B/T	Hometown / High School / Previous School
1	Ty Wilmsmeyer	OF	Grad.	6-2	185	R/R	Springfield, Mo. / Glendale HS / Missouri
3	Nolan Souza	INF	Fr.	6-3	220	L/R	Honolulu, Hawaii / Punahou School
4	Jack Wagner	INF/OF	Grad.	6-0	210	R/R	Wichita, Kan. / Maize South HS / Kansas / Tarleton State
5	Kendall Diggs	OF	Jr.	6-0	210	L/R	Olathe, Kan. / Saint Thomas Aquinas HS
6	Ben McLaughlin	INF	Sr.	6-3	210	L/R	Golden, Colo. / Golden HS / Hutchinson CC
8	Hudson White	C	Jr.	6-1	200	R/R	Keller, Texas / Byron Nelson HS / Texas Tech
9	Wehiwa Aloy	INF	So.	6-2	200	R/R	Wailuku, Hawaii / H.P. Baldwin HS / Sacramento State
10	Peyton Stovall	INF	Jr.	5-11	200	L/R	Haughton, La. / Haughton HS
11	Jaewoo Cho	RHP	Fr.	6-3	220	R/R	Seoul, South Korea / IMG Academy
12	Jared Sprague-Lott	INF	Sr.	6-0	195	R/R	Philadelphia, Pa. / Springside Chestnut Hill Academy / Richmond
13	Jayson Jones	INF/OF	So.	6-2	215	R/R	Savannah, Texas / Braswell HS
14	Ross Lovich	OF	Sr.	6-0	185	L/L	Overland Park, Kan. / Blue Valley West HS / Missouri
16	Hudson Polk	C	Sr.	6-1	210	R/R	Coppell, Texas / Coppell HS / Oklahoma
17	Hunter Grimes	OF	R-Sr.	6-1	185	R/R	Kerrville, Texas / Tivy HS / UTSA / McLennan CC
18	Reese Robinett	INF	So.	6-3	220	L/R	Kennett, Mo. / Kennett HS
19	Will Edmunson	OF	Jr.	6-1	195	R/R	Luther, Okla. / Homeschool / Hutchinson CC
20	Gabe Gaeckle	RHP	Fr.	6-0	195	R/R	Aptos, Calif. / Aptos HS
21	Mason Molina	LHP	Jr.	6-2	230	R/L	Rancho Santa Margarita, Calif. / Trabuco Hills HS / Texas Tech
22	Ty Waid	INF/OF	Fr.	6-2	225	R/R	Texarkana, Ark. / Arkansas HS
24	Peyton Holt	INF/OF	Sr.	5-10	205	R/R	Greenwood, Ark. / Greenwood HS / Crowder College
25	Brady Tygart	RHP	Jr.	6-2	215	R/R	Hernando, Miss. / Lewisburg HS
26	Tate McGuire	RHP	Fr.	6-3	210	R/R	Liberty, Mo. / Liberty North HS
27	Ryder Helfrick	C	Fr.	6-1	205	R/R	Discovery Bay, Calif. / Clayton Valley Charter HS
28	Koty Frank	RHP	Grad.	6-2	225	R/R	Tushka, Okla. / Tushka HS / Eastern Oklahoma State College / Nebraska
31	Dylan Carter	RHP	R-Jr.	6-2	225	R/R	Bentonville, Ark. / Bentonville West HS / Crowder College
32	Hunter Dietz	LHP	Fr.	6-6	230	R/L	Trinity, Fla. / Calvary Christian HS
33	Hagen Smith	LHP	Jr.	6-3	225	L/L	Bullard, Texas / Bullard HS
34	Diego Ramos	RHP	Fr.	6-3	205	S/R	Vian, Okla. / Vian HS
36	Parker Coil	LHP	So.	6-3	190	R/L	Edmond, Okla. / Edmond Memorial HS
37	Jake Faherty	RHP	Jr.	6-3	185	R/R	Georgetown, Ky. / Great Crossing HS
38	Colin Fisher	LHP	Fr.	6-3	225	L/L	Noble, Okla. / Noble HS
39	Tucker Holland	LHP	Fr.	6-6	235	R/L	Fayetteville, N.C. / The Burlington School
40	Ben Bybee	RHP	So.	6-6	235	R/R	Overland Park, Kan. / Blue Valley Southwest HS
41	Will McEntire	RHP	R-Sr.	6-4	225	L/R	Bryant, Ark. / Bryant HS
43	Kade Smith	OF	Fr.	6-0	200	R/R	Searcy, Ark. / Harding Academy
44	Parker Rowland	C	Sr.	6-3	215	S/R	Tulsa, Okla. / Bishop Kelley HS / Arkansas State / Eastern Oklahoma State College
45	Gage Wood	RHP	So.	6-0	205	R/R	Batesville, Ark. / Batesville HS
46	Christian Foutch	RHP	So.	6-3	230	R/R	Littleton, Colo. / Chatfield Senior HS
48	Cooper Dossett	RHP	So.	6-0	200	R/R	Springdale, Ark. / Har-Ber HS
49	Stone Hewlett	LHP	Sr.	6-1	195	L/L	Leawood, Kan. / Rockhurst HS / Kansas
51	Jack Smith	LHP	Fr.	6-4	225	L/L	Moulton, Ala. / Hartselle HS
55	Josh Hyneman	RHP	R-Fr.	6-4	240	R/R	Jonesboro, Ark. / Jonesboro HS
61	Adam Hachman	LHP	Fr.	6-5	245	L/L	Wentzville, Mo. / Timberland HS

Coaches & Support Staff

Head Coach:	2 Dave Van Horn, 22nd Season (Arkansas, 1988)
Assistant Coach:	30 Nate Thompson, 7th Season (Dallas Baptist, 2006)
Assistant Coach:	47 Matt Hobbs, 6th Season (Missouri, 2002)
Assistant Coach:	7 Bobby Wernes, 4th Season (Arkansas, 2016)
Director of Operations:	Clay Goodwin, 17th Season (Arkansas, 2005)
Director of Strength & Conditioning:	Hunter Bell, 2nd Season (Arkansas-Monticello, 2018)
Director of Video & Scouting:	Zach Barr, 7th Season (Arkansas, 2017)
Director of Baseball Analytics:	DJ Baxendale, 5th Season (Arkansas, 2019)
Athletic Trainer:	Corey Wood, 13th Season (East Carolina, 2008)
Equipment Manager:	Mark Taylor, 33rd Season (Ouachita Baptist, 1988)
Graduate Manager:	John McElroy
Student Managers:	Ryan Cleinmark, Bryson Halford, Owen Hoover, Zane Ramey, Matthew Schluterman
Sports Information Director:	Oliver Grigg, 4th Season (Tulane, 2017)
Academics Director:	Jonathan Burgess, 3rd Season (Central Arkansas, 2015)
Sport Administrator:	Kevin Trainor, 14th Season (Arkansas, 1994)
Administrative Assistant:	Kelly Moore, 21st Season (Arkansas, 2004)

Pronunciation Guide

Wehiwa Aloy	veh-hee-vuh ah-loy
Hunter Dietz	deets
Cooper Dossett	dah-set
Koty Frank	cody
Gabe Gaeckle	gack-uhl
Adam Hachman	hack-mann
Ross Lovich	low-vitch
Nolan Souza	sue-zuh
Jared Sprague-Lott	sprayg
Brady Tygart	ty-gurt
Bobby Wernes	wer-niss
Ty Wilmsmeyer	wilms-meyer



THE STARTERS

#8 HUDSON WHITE C JR. **.247/.352/.371**

Has played in 25 games with 24 starts ... One homer and 12 RBI this season ... Hit a walk-off RBI double the 10th inning in the Razorbacks' series-clinching win against #8 LSU (March 29) ... Transfer from Texas Tech ... In 2023, played in 49 games with 44 starts ... Slashed .296/.397/.550 with 11 home runs and 49 RBI on the year ... Scored 39 runs ... Tallied 50 hits, including 10 doubles ... Drew 27 walks and was hit by four pitches ... 2-for-3 in stolen base attempts ... Recorded 10 multi-RBI games, including four games with two RBI, three games with three RBI, and three games with five or more RBI.

#6 BEN McLAUGHLIN 1B SR. **.315/.454/.543**

Has started all 37 games this season ... Tied for second on the team with seven homers on the year ... Second on the Hogs in RBI (30) ... Team leader in walks (32) ... In 2023, played in 28 games with 21 starts, slashing .346/.442/.487 with two homers and 14 RBI ... Racked up 27 hits, including three doubles and one triple ... Drew 11 walks and was hit by four pitches ... Eight multi-hit games, including one three-hit game, and three multi-RBI games ... Season-long seven-game hitting streak and 18-game reached base streak ... In SEC play, slashed .333/.460/.510 with two home runs and nine RBI over 16 games.

#10 PEYTON STOVALL 2B JR. **.327/.414/.571**

One of the Hogs' three team captains ... Has started all 25 games played in ... Six homers and 24 RBI through his 25 games of action ... Suffered a broken foot in a preseason scrimmage and missed first 12 games of the year ... Reached base in his first 20 games back after his return from the preseason injury ... Jacked a three-run homer in his season debut against McNeese (March 9) ... In 2023, started all 38 games played in at second before suffering a season-ending injury ... Slashed .253/.330/.393 with five homers and 31 RBI ... Racked up 38 hits, including four doubles and one triple.

#12 JARED SPRAGUE-LOTT 3B SR. **.309/.458/.532**

Has started all 27 games played in ... Five home runs and 16 RBI on the year ... Tied for third on the Razorbacks in walks (22) this season ... Homered in two consecutive games at #25 Alabama (April 12-13) ... Transfer from Richmond ... In 2023, started all 53 games played in ... Slashed .314/.440/.582 with a team-leading 13 homers and 43 RBI ... Scored a team-high 60 runs ... Tallied 61 hits, including 13 doubles ... Drew 44 walks ... Added three stolen bases ... In Atlantic 10 play, slashed .348/.492/.630 with six homers and 19 RBI ... Team-leading 34 runs scored against conference opponents ... Had 32 hits, including eight doubles ... Drew 24 walks compared to just 14 strikeouts.

#9 WEHIWA ALOY SS SO. **.279/.402/.500**

Has started all 37 games at shortstop ... Team leader in homers (9), RBI (36) and stolen bases (7) ... Third on the Razorbacks in walks (23) this season ... First homer as a Hog was a grand slam against UCA (March 5) ... Hit his first home run in SEC play against Missouri (March 16) ... Transfer from Sacramento State ... In 2023, was a consensus Freshman All-American ... Played all 56 games with 55 starts ... Slashed .376/.427/.662 with 14 homers and 46 RBI ... Added 15 doubles and five triples ... One of three native-born Hawaiian student-athletes in Arkansas baseball history, including INF Rick Nomura (2015-16) and INF Nolan Souza (2024-pres.).

#14 ROSS LOVICH LF SR. **.262/.387/.443**

Has played in 22 games with 18 starts this season ... Two homers and 15 RBI on the year ... Tied for the team lead in triples (1) ... Transfer from Missouri ... In 2023, played in 28 games with 27 starts in the outfield, missing a handful of games due to injury ... Slashed .306/.383/.541 with four home runs and 20 RBI on the year ... Scored 30 runs ... Tallied 30 hits, including nine doubles and one triple ... Drew eight walks and was hit by six pitches.

#1 TY WILMSMEYER CF GRAD. **.209/.299/.256**

Has played in 30 games with 25 starts ... One homer and 12 RBI on the year ... Transfer from Missouri ... In 2023, started all 54 games for Tigers ... Slashed .311/.380/.482 with seven homers and 25 RBI ... Tied for the team lead in batting average (.311) ... Team leader in stolen bases, finishing 21-for-24 in attempts ... Scored 40 runs on the year ... Totaled 60 hits, including 10 doubles and one triple ... Ranked second on the Tigers in hits (60) and doubles (10).

#5 KENDALL DIGGS RF JR. **.264/.377/.481**

One of the Hogs' three team captains ... Has started 34 games ... Team leader in doubles (8) ... Tied for second in homers (6) ... Socked his first homer of the season against Murray State (March 2) ... In 2023, played in 58 games with 57 starts ... Slashed .299/.436/.547 with 12 homers and a team-high 63 RBI on the year ... Scored 51 runs, tied for second most on the Hogs ... Racked up the team's second-most hits (60), including 12 doubles and 1 triple ... Totaled 110 bases ... Drew a team-high 46 walks ... Plunked by six pitches ... Finished with 14 multi-hit games and a team-leading 17 multi-RBI games ... Season-long 13-game hitting streak ... Reached base in a team-leading 34 consecutive games ... In SEC play, posted a .291/.437/.495 slash line with four homers and a team-leading 33 RBI ... Drew a team-high 26 walks in conference action ... Named to the All-SEC Second Team at designated hitter/utility.

#24 PEYTON HOLT DH SR. **.324/.422/.408**

Has played in 24 games with 19 starts ... One homer and nine RBI on the year ... Tied for team lead in triples (1) ... In 2023, played in 31 games with 19 starts ... Slashed .392/.489/.581 with two homers and 17 RBI ... Totaled 29 hits, including four doubles and two triples ... Drew nine walks and was hit by five pitches ... Perfect 6-for-6 in stolen base attempts ... 10 multi-hit games and four multi-RBI games ... Season-long 10-game hitting streak and 13-game reached base streak ... In SEC play, played in 13 games with nine starts ... Slashed a jaw-dropping .441/.513/.647 with one home run and eight RBI over 34 at-bats against conference opponents ... Had 15 hits, including four doubles, and scored nine runs.

THE BENCH

#3 NOLAN SOUZA INF FR.

Has played in 26 games with 22 starts as a true freshman ... Slashing .315/.433/.671 with seven homers and 24 RBI ... 3-for-3 in stolen base attempts ... Hit his first career grand slam against Arkansas State (April 2) ... Two multi-homer against in SEC play: vs. Missouri (March 15), vs. Ole Miss (April 6) ... Attended Punahou High School in Honolulu, Hawai'i ... Also played for the Hawai'i Tigers, where he was coached by former Razorback infielder Rick Nomura ... Ranked by Perfect Game as the No. 56 overall prospect and the No. 19 shortstop in the class of 2023 ... Rated the No. 1 overall prospect and the No. 1 shortstop in Hawai'i by Perfect Game ... One of three native-born Hawaiian student-athletes in Arkansas baseball history, including INF Rick Nomura (2015-16) and INF Wehiwa Aloy (2024-pres.).

#4 JACK WAGNER INF/OF GRAD.

Has played in 12 games with nine starts ... Slashing .323/.439/.677 with three homers and eight RBI ... Hit his first SEC homer against #8 LSU (March 28) in his first SEC start ... Transfer from Tarleton State ... Started in 48 games ... Slashed .337/.451/.692 with a team-leading 15 home runs and a team-leading 56 RBI ... Led the Texans in triples (4), home runs (15), RBI (56), walks (28), on-base percentage (.451), slugging percentage (.692) and OPS (1.143) ... Totaled 58 hits on the year ... Had 14 multi-hit games and 13 multi-RBI games.

#13 JAYSON JONES OF SO.

Has played in 16 games with 14 starts ... Slashing .224/.345/.469 with three home runs and 14 RBI this season ... Hit a grand slam against Grambling (Feb. 27), finishing with a career-high six RBI ... In 2023, played in 20 games with 13 starts ... Slashed .196/.403/.370 with two homers and six RBI ... Nine hits, including two doubles ... Drew 14 walks ... 2-for-2 in stolen base attempts ... Two multi-hit games and two multi-RBI games ... Season-long four-game hitting streak and four-game reached base streak.

#16 HUDSON POLK C SR.

Has played in eight games (five starts) this season ... Slashing .150/.280/.300 with one homer and five RBI ... In his first at-bat of the year, hit a grand slam against Grambling (Feb. 27) ... In 2023, played in 26 games with 19 starts ... Slashed .190/.342/.310 with two homers and seven RBI ... Scored 10 runs ... Totaled 10 hits, including one double, to go along with eight walks and six hit-by-pitches on the year ... One multi-hit game and two multi-RBI games ... Season-long two-game hitting streak and four-game reached base streak.

#19 WILL EDMUNSON OF JR.

Has played in 27 games (17 starts) this year ... Slashing .284/.400/.388 with one homer and nine RBI ... Second in stolen bases (5) ... Transfer from Hutchinson CC ... First Blue Dragon to be named Kansas Jayhawk Community College Conference West MVP since 2019 ... Played in 58 games, slashing a team-leading .454/.534/.741 with 11 home runs and 51 RBI over 205 at-bats ... First Blue Dragon to win the Jayhawk Conference batting title since 2017 ... Totaled 93 hits, including 18 doubles and four triples ... Scored 78 runs.

#27 RYDER HELFRICK C FR.


Has played in 16 games (13 starts) as a true freshman ... Slashing .140/.302/.302 this season with one double, two homers and three RBI ... First collegiate hit was a solo home run against James Madison (Feb. 17) on his birthday ... In his first SEC at-bat, clobbered a game-winning, ninth-inning solo homer at #23 Auburn (March 22) ... Attended Clayton Valley Charter High School in Concord, Calif. ... Ranked by Perfect Game as the No. 33 overall prospect and the No. 3 catcher in the class of 2023 ... Rated the No. 7 overall prospect and the No. 2 catcher in California by Perfect Game.

#44 PARKER ROWLAND C SR.

Has played in eight games (seven starts) this season ... In 2023, played in 46 games with 42 starts ... Slashed .182/.293/.238 with two homers and 19 RBI on the year ... Scored 21 runs ... Totaled 26 hits, including a pair of doubles ... Drew 21 walks and was hit by two pitches ... Four multi-hit games and five multi-RBI games ... Season-long three-game hitting streak and four-game reached base streak.



ON THE MOUND



#33 LHP HAGEN SMITH

JR.

7-0, 1.53 ERA, 47.0 IP, 17 BB, 89 SO

Last Start: at #25 Alabama (April 12), 6.0 IP, 2 H, 0 R, 0 ER, 3 BB, 6 SO

FRIDAY

Nine starts on the mound this season ... Team-leading seven quality starts on the year ... Team-leading six double-digit strikeout games this season ... Team leader in wins (7) ... Two-time SEC Pitcher of the Week (Week 2, Week 6) this season ... Named to the midseason watch list for the Golden Spikes Award ... Leads the nation in strikeouts per nine innings (17.0) ... Ranked second nationally in hits allowed per nine innings (4.2), fourth nationally in strikeouts (88) and victories (7), as well as fifth nationally in ERA (1.53) and WHIP (0.83) ... Made his season debut on the mound in an Opening Day start against James Madison (Feb. 16) ... Earned the Opening Day start for the second season in a row, becoming the first Arkansas pitcher to make consecutive season-opening starts since RHP Blaine Knight in 2017-18 ... In his second start of the season, tied a program record with 17 strikeouts on 78 pitches over six shutout innings vs. #7 Oregon State (Feb. 23) in the Kubota College Baseball Series at Globe Life Field in Arlington, Texas ... Named SEC Pitcher of the Week and earned national pitcher of the week honors from DiBaseball, Golden Spikes Award, NCBWA and Perfect Game following his historic 17-strikeout game ... In his next start, fanned 12 against Murray State (March 1) to earn his first win of the season ... Racked up nine strikeouts over four scoreless innings against McNeese (March 9) to improve to 2-0 on the year ... In his first SEC start of the season against Missouri (March 15), improved to 3-0 and earned his third quality start of the year with six scoreless innings and 10 strikeouts in the Hogs' combined shutout win ... On the road at #23 Auburn (March 21), fired six scoreless innings with 12 strikeouts to earn his fourth quality start and improve to 4-0 on the year ... Named SEC Pitcher of the Week for the second time this season as a result of his performance at Auburn ... Earned his fifth win and fifth quality start of the season against #8 LSU (March 28), recording his fifth double-digit strikeout game of the year with 10 punchouts over six innings of two-run ball ... Notched his sixth quality start and sixth double-digit strikeout performance of the season against Ole Miss (April 4), spinning six innings of two-run ball with 11 strikeouts ... Improved to 7-0 with a quality start on the road at #25 Alabama (April 12), striking out six over six shutout innings of work ... As a sophomore in 2023, named a consensus All-American ... Golden Spikes Award semifinalist ... College Baseball Foundation National Pitcher of the Year Award semifinalist ... Razorbacks' wildcard for his ability to pitch as a starter or work out of the bullpen ... Arkansas' first starting pitcher to earn All-SEC first-team honors since Ryne Stanek in 2013 ... Made 18 appearances with 11 starts on the mound during outstanding sophomore campaign ... Posted an 8-2 record with a 3.64 ERA, a team-leading 109 strikeouts and two saves in 71 2/3 innings of work ... One of five Razorback pitchers to record multiple saves on the year ... Defensively, posted a perfect 1.000 fielding percentage to earn a spot on the SEC All-Defensive Team ... In SEC play, worked in a variety of roles, making 11 appearances with five starts ... Compiled a 5-1 record with a 3.07 ERA ... Totaled 65 strikeouts over 44.0 innings and held opposing hitters to a .201 batting average in league action ... Earned midseason All-America honors from Perfect Game midway through the year ... Before the season, named a preseason All-American by Perfect Game ... Following the season, earned an invite to the USA Baseball Collegiate National Team Training Camp and made the team's 31-man roster that represented Team USA in a pair of five-game series against Chinese Taipei and Japan ... Became the 22nd Razorback since 1979 to play for the USA Baseball Collegiate National Team.

PITCHER BREAKDOWN

	W-L-S	ERA	IP	H	R	ER	BB	SO
Starters	21-1-0	2.61	162.1	102	48	47	66	237
Relievers	11-4-18	2.98	163.0	128	61	54	46	212

THE HOG PEN

Pitcher	Last App.	IP	H	R	ER	BB	SO	HR	RI/S	---- Season Totals ----		
										RI/S	SV	Ret./1BF (BB)
Ben Bybee	ASU (4/2)	1.0	1	0	0	1	2	0	0/0	0/0	0	1/1 (0)
Dylan Carter	ASU (4/2)	1.0	0	0	0	1	2	0	0/0	1/0	0	4/4 (0)
Parker Coil	TTU (4/16)	1.0	0	0	0	0	2	0	0/0	0/0	0	4/7 (0)
Hunter Dietz	SJSU (4/9)	0.1	0	0	0	1	1	0	0/0	0/0	0	0/2 (2)
Cooper Dossett	TTU (4/17)	2.2	0	0	0	1	2	0	0/0	3/0	0	8/9 (0)
Jake Faherty	TTU (4/17)	0.1	0	0	0	1	0	0	1/0	8/4	1	4/9 (2)
Colin Fisher	AUB (3/23)	2.2	4	2	2	0	1	0	3/2	4/3	0	1/3 (0)
Christian Foutch	TTU (4/16)	1.1	2	0	0	1	2	0	2/2	10/3	0	7/9 (1)
Koty Frank	TTU (4/17)	1.0	0	0	0	0	0	0	0/0	12/2	3	13/16 (0)
Gabe Gaeckle	TTU (4/16)	1.2	1	0	0	0	1	0	3/0	15/1	6	12/13 (0)
Stone Hewlett	TTU (4/17)	1.0	1	1	1	0	1	1	1/0	14/2	3	13/16 (1)
Will McEntire	TTU (4/16)	1.1	2	1	1	0	3	1	0/0	11/1	4	13/17 (0)
Tate McGuire	GRAM (2/27)	1.0	3	1	1	0	3	0	0/0	0/0	0	2/2 (0)
Gage Wood	TTU (4/16)	2.1	2	1	1	0	4	0	1/0	7/4	1	11/13 (1)
TEAM TOTALS										85/20	18	93/121 (7)

Bullpen Notes: Six Arkansas pitchers have recorded at least one save this season: Gabe Gaeckle (6), Will McEntire (4), Koty Frank (3), Stone Hewlett (3), Jake Faherty (1), Gage Wood (1) ... Arkansas relievers have recorded 10 multi-inning saves this season ... Gabe Gaeckle has a team-leading five multi-inning saves: 1.2 IP vs. Murray State (March 1), 2.0 IP vs. UCA (March 5), 2.2 IP vs. McNeese (March 10), 1.1 IP vs. Oral Roberts (March 12), 1.2 IP at #25 Alabama (April 12) ... Koty Frank has two multi-inning saves: 2.1 IP vs. JMU (Feb. 17), 2.2 IP vs. McNeese (March 9) ... Will McEntire has two multi-inning saves: 3.2 IP vs. Murray State (March 3), 1.1 IP vs. #8 LSU (March 30) ... Gage Wood has one multi-inning save: 2.1 IP vs. JMU (Feb. 16) ... Razorback relievers have combined to inherit 85 runners and allow just 20 (23.5%) to score this season ... Arkansas relievers have combined to retire 93-of-121 first batters faced (76.9%), issuing only a combined seven walks to the first batters faced this season.



Gabe Gaeckle is the Razorbacks' leader in saves (6) this season. The true freshman right-hander has a 3.13 ERA and 30 strikeouts in 23.0 innings of relief work over 13 appearances.



Will McEntire has thrown a team-high 40.0 innings in relief, owning a 2-0 record with a 2.70 ERA and four saves. The right-hander has struck out 51 to just seven walks this year.



Gage Wood, the Hogs' closer as a true freshman in 2023, has a 2-1 record with a 2.12 ERA, one save and 28 strikeouts over 17.0 relief innings in 13 appearances this season.



RECORD RUNDOWN

Overall	32-5
vs. top-5 teams	0-0
vs. top-10 teams	4-0
vs. top-25 teams	7-3
vs. unranked teams	25-2
At home	27-1
On the road	3-3
At neutral sites	2-1
In day games	19-3
In night games	13-2
In extra innings	1-2
In white uniforms	8-0
In cardinal uniforms	10-1
In cream uniforms	5-1
In grey uniforms	3-3
In pinstripe uniforms	6-0
vs. teams over .500	22-4
vs. teams .500 or worse	9-1
vs. right-handed starter	24-3
vs. left-handed starter	8-2
vs. both-handed starter	0-0
When starter receives decision	21-1
When reliever receives decision	11-4
When starter goes 5+ innings	15-4
When starter goes less than 5 innings	17-1
When scoring first	21-3
When scoring in 1st inning	12-2
When opponent scores first	11-1
When leading after 6 innings	28-1
When trailing after 6 innings	1-2
When tied after 6 innings	3-2
When leading after 7 innings	25-1
When trailing after 7 innings	1-3
When tied after 7 innings	2-1
When leading after 8 innings	22-1
When trailing after 8 innings	0-4
When tied after 8 innings	3-0
In one-run games	7-2
In two-run games	7-1
In five-run or more games	12-1
In run-rule games	7-0
Weekend series W-L-T	7-1-0
Weekend series sweeps/times swept	5/0
When scoring 10+ runs	7-0
Shutouts/times shut out	6/1
When opponent scores 5 runs or less	30-3
When opponent scores 6 runs or more	2-2
When collecting 0-3 hits	0-0
When collecting 4-6 hits	8-2
When collecting 7-9 hits	12-1
When collecting 10-12 hits	8-2
When collecting 13+ hits	4-0
When out-hitting opponent	22-1
When out-hit by opponent	6-2
When hits are equal	4-2
When hitting a home run	26-2
When opponent hits a home run	12-4
When errorless	21-0
When committing one error	6-4
When committing 2 errors	4-1
When committing 3+ errors	1-0
When opponent is errorless	10-1
vs. SEC opponents	12-3
vs. SEC East opponents	3-0
vs. SEC West opponents	9-3
vs. non-conference opponents	20-2
In midweek games	9-0
In rubber games	0-1
Game 1 of weekend series	8-0
Game 2 of weekend series	7-1
Game 3 of weekend series	5-3
Game 4 of weekend series	1-0
In February	6-2
In March	17-1
In April	9-2
In May	0-0
In June	0-0

MULTI-HIT GAMES

Name	2	3	4	5+	Total
Ben McLaughlin	8	2	1	-	11
Jared Sprague-Lott	9	1	-	-	10
Peyton Stovall	8	1	1	-	10
Wehiwa Aloy	8	1	-	-	9
Kendall Diggs	8	1	-	-	9
Peyton Holt	4	2	-	-	6
Nolan Souza	3	3	-	-	6
Will Edmunson	4	1	-	-	5
Ross Lovich	3	1	-	-	4
Hudson White	3	1	-	-	4
Ty Wilmsmeyer	3	1	-	-	4
Jayson Jones	2	-	-	-	2
Jack Wagner	2	-	-	-	2
TEAM	65	15	2	-	82

CAREER MULTI-HIT GAMES

Name	'19	'20	'21	'22	'23	'24	Total
Jared Sprague-Lott	-	-	10	17	20	10	57
Ty Wilmsmeyer	-	2	14	20	4	-	40
Wehiwa Aloy	-	-	-	30	9	-	39
Peyton Stovall	-	-	18	10	10	-	38
Hudson White	-	-	-	14	12	4	30
Jack Wagner	3	2	6	-	14	2	27
Kendall Diggs	-	-	-	2	14	9	25
Ross Lovich	-	-	1	9	7	4	21
Ben McLaughlin	-	-	-	-	8	11	19
Peyton Holt	-	-	-	-	10	6	16
Hunter Grimes	6	-	-	-	1	-	7
Parker Rowland	-	-	2	-	4	-	6
Nolan Souza	-	-	-	-	-	6	6
Will Edmunson	-	-	-	-	-	5	5
Jayson Jones	-	-	-	-	2	2	4
Hudson Polk	-	-	-	1	1	-	2
Reese Robinett	-	-	-	-	1	-	1
TEAM	33	15	6	3	57	-	57

MULTI-RBI GAMES

Name	2	3	4	5+	Total
Ben McLaughlin	5	4	-	-	9
Wehiwa Aloy	1	3	3	-	7
Nolan Souza	3	2	1	1	7
Kendall Diggs	5	1	-	-	6
Peyton Stovall	4	2	-	-	6
Ross Lovich	3	1	1	-	5
Jared Sprague-Lott	4	1	-	-	5
Jayson Jones	2	-	-	1	3
Ty Wilmsmeyer	1	1	-	1	3
Hudson White	2	-	-	-	2
Will Edmunson	2	-	-	-	2
Jack Wagner	1	-	-	-	1
Hudson Polk	-	-	1	-	1
TEAM	33	15	6	3	57

HITTING STREAKS

Name	Longest	Current
Wehiwa Aloy	14	2
Kendall Diggs	11	-
Jared Sprague-Lott	8	-
Ben McLaughlin	7	3
Peyton Stovall	6	1
Nolan Souza	6	1
Peyton Holt	5	-
Will Edmunson	5	-
Ross Lovich	4	-
Hudson White	4	1
Jayson Jones	4	-
Jack Wagner	4	-
Ryder Helfrick	3	-
Ty Wilmsmeyer	3	-
Hudson Polk	2	-
Parker Rowland	2	-

REACHED BASE STREAKS

Name	Longest	Current
Wehiwa Aloy	27	27
Peyton Stovall	20	2
Ben McLaughlin	13	3
Jared Sprague-Lott	12	12
Kendall Diggs	12	-
Nolan Souza	11	1
Ty Wilmsmeyer	7	-
Jayson Jones	7	3
Ross Lovich	7	-
Peyton Holt	5	2
Will Edmunson	5	1
Parker Rowland	5	-
Ryder Helfrick	5	1
Hudson White	5	1
Jack Wagner	4	3
Hudson Polk	2	-

CAREER HOME RUNS

Name	Solo	2R	3R	GS	Total
Jared Sprague-Lott	15	8	3	-	26
Wehiwa Aloy	14	4	3	2	23
Kendall Diggs	8	4	7	2	21
Jack Wagner	8	9	3	-	20
Hudson White	9	5	3	1	18
Peyton Stovall	9	6	1	1	17
Ross Lovich	8	1	2	-	11
Ty Wilmsmeyer	5	3	3	-	11
Ben McLaughlin	4	4	1	-	9
Nolan Souza	4	1	1	1	7
Jayson Jones	2	2	-	1	5
Hunter Grimes	4	-	-	-	4
Hudson Polk	1	2	-	1	4
Peyton Holt	2	-	1	-	3
Ryder Helfrick	2	-	-	-	2
Reese Robinett	1	-	1	-	2
Will Edmunson	1	-	-	-	1

HOME RUN BREAKDOWN

Total	55
at Baum-Walker Stadium	45
on the Road	10
Neutral Site	0
vs. RHP	47
vs. LHP	8
w/ 0 Outs	21
w/ 1 Out	19
w/ 2 Outs	15
Solo	21
Two-Run	10
Three-Run	9
Grand Slam	5
Leadoff	12
Back-To-Back	7
Walk-Off	1
Pinch-Hit	0
Before 7th Inning	47
7th Inning and Beyond	8
Current Streak of Consecutive Games with HR	2
Longest Streak of Consecutive Games with HR	11
Opponent HR Total	28
Last HR Given Up	Solo
Current Streak of No HR Allowed	1
Longest Stretch without HR Allowed	3

COMEBACKS

defined as any win when trailing after an inning

Date / Opponent	Score (Inn.)	Final
Feb. 16 / JMU	2-3 (1)	W, 6-4
March 1 / Murray State	0-1 (1)	W, 5-1
March 3 / Murray State	0-1 (2)	W, 5-3
March 5 / UCA	0-1 (2)	W, 9-7
March 22 / at #23 Auburn	4-5 (6)	W, 6-5
March 30 / #8 LSU	1-3 (3)	W, 7-5
April 4 / Ole Miss	1-2 (5)	W, 5-2
April 16 / Texas Tech	7-8 (7)	W, 9-8

BLOWN LEADS

defined as any loss when leading after an inning

Date / Opponent	Score (Inn.)	Final
Feb. 18 / James Madison	2-0 (3)	L, 7-3
Feb. 24 / Oklahoma State	1-0 (8)	L, 2-1 (14)
March 23 / at #23 Auburn	4-1 (5)	L, 8-6



TEAM GAME HIGHS

Team Batting

At bats:	52	vs. Oklahoma State (Feb. 24 in Arlington, Texas)
Runs scored:	21	vs. Grambling (Feb. 27)
Hits:	20	vs. Grambling (Feb. 27)
RBI:	19	vs. Grambling (Feb. 27)
Doubles:	6	vs. James Madison (Feb. 18)
	6	vs. Grambling (Feb. 27)
Triples:	1	vs. #7 Oregon State (Feb. 23 in Arlington, Texas)
	1	vs. Missouri (March 16)
	1	at #23 Auburn (March 23)
Home runs:	4	vs. McNeese [DH-2] (March 9)
	4	vs. Missouri (March 15)
	4	vs. Little Rock (March 26)
Total bases:	35	vs. Grambling (Feb. 27)
Walks:	11	vs. #8 LSU (March 28)
Strikeouts:	14	vs. Oklahoma State (Feb. 24 in Arlington, Texas)
	14	vs. #8 LSU (March 29)
Sac hits:	2	vs. Oral Roberts (March 12)
	2	vs. San Jose State (April 10)
	2	vs. Texas Tech (April 17)
Sac flies:	2	vs. Missouri (March 17)
	2	vs. San Jose State (April 10)
Stolen bases:	4	vs. Murray State (March 1)
Hit by pitch:	4	vs. #7 Oregon State (Feb. 23 in Arlington, Texas)
	4	vs. Michigan (Feb. 25 in Arlington, Texas)
	4	vs. Little Rock (March 26)
Caught stealing:	1	at #23 Auburn (March 21)
Runners LOB:	15	vs. Oklahoma State (Feb. 24 in Arlington, Texas)
Hit into DP:	3	vs. Michigan (Feb. 25 in Arlington, Texas)

Fielding

Putouts:	40	vs. Oklahoma State (Feb. 24 in Arlington, Texas)
Assists:	12	vs. Missouri (March 17)
Errors:	4	vs. Michigan (Feb. 25 in Arlington, Texas)
Passed balls:	1	vs. James Madison (Feb. 16)
	1	vs. Oklahoma State (Feb. 24 in Arlington, Texas)
	1	vs. Murray State (March 1)
DPs turned:	3	vs. #8 LSU (March 30)
	3	vs. Texas Tech (April 14)

Pitching

Innings pitched:	13.1	vs. Oklahoma State (Feb. 24 in Arlington, Texas)
Runs allowed:	8	at #23 Auburn (March 23)
	8	vs. Texas Tech (April 16)
Earned runs:	8	at #23 Auburn (March 23)
	8	vs. Texas Tech (April 16)
Walks allowed:	7	vs. Oklahoma State (Feb. 24 in Arlington, Texas)
Strikeouts:	25	vs. Oklahoma State (Feb. 24 in Arlington, Texas)
Hits allowed:	13	vs. Texas Tech (April 16)
Doubles allowed:	4	at #23 Auburn (March 22)
Triples allowed:	1	vs. McNeese (March 10)
Homers allowed:	4	vs. #8 LSU (March 30)
Wild pitches:	3	vs. James Madison (Feb. 18)
Hit batters:	4	at #25 Alabama (April 13)

INDIVIDUAL GAME HIGHS

Individual Batting

At bats:	7	Wehiwa Aloy vs. Oklahoma State (Feb. 24 in Arlington, Texas)
Runs scored:	4	Peyton Holt vs. Grambling (Feb. 27)
Hits:	4	Ben McLaughlin vs. McNeese (March 10)
	4	Peyton Stovall vs. San Jose State (April 10)
RBI:	6	Jayson Jones vs. Grambling (Feb. 27)
Doubles:	2	(6 times)
Triples:	1	Peyton Holt vs. #7 Oregon State (Feb. 23 in Arlington, Texas)
	1	Ross Lovich vs. Missouri (March 16)
	1	Kendall Diggs at #23 Auburn (March 23)
Home runs:	2	Jayson Jones vs. Grambling (Feb. 27)
	2	Nolan Souza vs. Missouri (March 15)
	2	Nolan Souza vs. Ole Miss (April 6)
Total bases:	9	Nolan Souza vs. Missouri (March 15)
	9	Nolan Souza vs. Ole Miss (April 6)
Walks:	3	(8 times)
Strikeouts:	3	(8 times)
Sac hits:	1	(10 times)
Sac flies:	1	(14 times)
Stolen bases:	1	(30 times)
Hit by pitch:	2	Ryder Helfrick vs. Little Rock (March 26)
	2	Jayson Jones vs. Texas Tech (April 14)
Caught stealing:	1	(8 times)
Runners LOB:	7	Nolan Souza at #25 Alabama (April 12)

Fielding

Putouts:	24	Ryder Helfrick vs. Oklahoma State (Feb. 24 in Arlington, Texas)
Assists:	6	Peyton Stovall at #23 Auburn (March 23)
	6	Peyton Stovall vs. #8 LSU (March 29)
Errors:	2	Jared Sprague-Lott vs. Oklahoma State (Feb. 24 in Arlington, Texas)
	2	Jared Sprague-Lott vs. Michigan (Feb. 25 in Arlington, Texas)
	2	Parker Rowland at #23 Auburn (March 22)
Passed balls:	1	Hudson White vs. James Madison (Feb. 16)
	1	Ryder Helfrick vs. Oklahoma State (Feb. 24 in Arlington, Texas)
	1	Hudson White vs. Murray State (March 1)

Pitching

Innings pitched:	6.0	(9 times)
Runs allowed:	6	Ben Bybee vs. Texas Tech (April 16)
Earned runs:	6	Ben Bybee vs. Texas Tech (April 16)
Walks allowed:	5	Brady Tygart at #23 Auburn (March 22)
Strikeouts:	17	Hagen Smith vs. #7 Oregon State (Feb. 23 in Arlington, Texas)
Hits allowed:	7	Mason Molina vs. #8 LSU (March 29)
Doubles allowed:	2	(4 times)
Triples allowed:	1	Gage Wood vs. McNeese (March 10)
Homers allowed:	3	Brady Tygart vs. #8 LSU (March 30)
Wild pitches:	2	Brady Tygart at #25 Alabama (April 14)
Hit batters:	3	Brady Tygart vs. James Madison (Feb. 17)
	3	Brady Tygart vs. McNeese [DH-2] (March 9)



Hagen Smith struck out 17 batters in six scoreless innings to tie the Razorbacks' single-game strikeout record in a start against #7 Oregon State (Feb. 23) in the Kubota College Baseball Series at Globe Life Field in Arlington, Texas. Each of Smith's first 15 outs were strikeouts, and 17 of the 18 outs he recorded came via strikeout in his dominant start against the nationally-ranked Beavers.



THE LAST TIME AN ARKANSAS PLAYER...

Table listing various baseball statistics and the last time an Arkansas player achieved them, including hits, doubles, home runs, strikeouts, and errors.



THE LAST TIME AN ARKANSAS TEAM...

Scored 10 runs	vs. Texas A&M, April 28, 2023
Scored 11 runs	vs. Little Rock, March 26, 2024
Scored 12 runs	vs. SEMO, March 21, 2023
Scored 13 runs	vs. Arkansas State, April 2, 2024
Scored 14 runs	at Mississippi State, May 6, 2023
Scored 15 runs	vs. James Madison, Feb. 17, 2024
Scored 16 runs	vs. Omaha, March 28, 2023
Scored 17 runs	vs. #2 Stanford (College World Series), June 18, 2022
Scored 18 runs	vs. McNeese, March 10, 2024
Scored 19 runs	vs. Northwestern State, April 23, 2019
Scored 20 runs	at #6 Oklahoma State (NCAA Regional), June 4, 2022
Scored 21 runs	vs. Grambling, Feb. 27, 2024
Scored 22 runs	vs. Louisiana Tech, Feb. 14, 2004
Scored 23 runs	Never
Scored 24 runs	Missouri Southern, Feb. 11, 1998
Scored 25 runs	Missouri Southern, Feb. 4, 2001
Scored 26 runs	vs. UA Pine Bluff, April 14, 2021
Scored 27 runs	Never
Scored 28 runs	vs. Wisconsin-Milwaukee (2), Feb. 18, 2007
Scored 29 runs	Morningside, April 6, 1968
Scored 30 runs	at South Carolina, March 30, 1997
Scored 32 runs	32 vs. Bucknell, Feb. 17, 2018
Scored 33 runs	33 vs. Southwest Baptist, March 21, 1984
Had 10 hits	vs. Texas Tech, April 16, 2024
Had 11 hits	vs. Ole Miss, April 6, 2024
Had 12 hits	vs. Arkansas State, April 2, 2024
Had 13 hits	vs. UCA, April 18, 2023
Had 14 hits	vs. San Jose State, April 10, 2024
Had 15 hits	at Ole Miss [DH-1], April 7, 2023
Had 16 hits	vs. #25 Auburn (College World Series), June 21, 2022
Had 17 hits	vs. #16 NC State (NCAA Super Regional), June 11, 2021
Had 18 hits	vs. South Alabama, March 7, 2020
Had 19 hits	vs. UCA, April 5, 2022
Had 20 hits	vs. Grambling, Feb. 27, 2024
Had 21 hits	vs. #2 Stanford (College World Series), June 18, 2022
Had 22 hits	at #6 Vanderbilt, April 14, 2019
Had 23 hits	Centenary, March 31, 1999
Had 24 hits	Georgia, March 17, 2001
Had 25 hits	at Centenary, March 23, 2005
Had 26-29 hits	28 at South Carolina, March 30, 1997
Had 30 hits	vs. Saint Louis, April 7, 2010
Had 31+ hits	32 vs. Southwest Baptist, March 21, 1984
Hit four home runs in a game	4 - Peyton Stovall (1), Wehiwa Aloy (1), Jack Wagner (1), Will Edmunson (1) vs. Little Rock, March 26, 2024
Hit five home runs in a game	5 - Jalen Battles (1), Christian Franklin (1), Cullen Smith (1), Cayden Wallace (1), Braydon Webb (1) vs. NJIT (NCAA Regional), June 4, 2021
Hit six home runs in a game	6 - Luke Bonfield (1), Dominic Fletcher (1), Jared Gates (1), Grant Koch (1), Casey Martin (1), Carson Shaddy (1) vs. Bucknell, Feb. 17, 2018
Hit seven home runs in a game	7 - Robert Moore (2), Jalen Battles (1), Chris Lanzilli (1), Brady Slavens (1), Michael Turner (1), Cayden Wallace (1) vs. UCA, April 5, 2022
Hit eight or more home runs in a game	8 - Matt Goodheart (2), Brady Slavens (2), Cullen Smith (2), Charlie Welch (2) vs. UAPB, April 14, 2021
Hit two grand slams in a game	vs. Grambling, Feb. 27, 2024
Hit a grand slam in three consecutive games	vs. UIC, March 12-13, vs. Grambling, March 15, 2022
3 errors in a game	at Texas A&M, April 24, 2022
4 errors in a game	vs. Michigan, Feb. 25, 2024
5 errors in a game	vs. South Carolina (SEC Tournament), May 23, 2018
6 errors in a game	vs. Eastern Illinois, March 5, 2016
7 errors in a game	vs. LA Tech, March 20, 2001
Shut out an opponent at home	vs. Arkansas State, April 2, 2024
Shut out an opponent on the road	at #23 Auburn, March 21, 2024
Shut out an SEC opponent at home	vs. Missouri, March 16, 2024
Shut out an SEC opponent on the road	at #23 Auburn, March 21, 2024
Shut out by an SEC opponent at home	vs. #24 Vanderbilt (5-0), May 15, 2022
Shut out by an SEC opponent on the road	at Alabama, March 23, 2019
Threw consecutive seven-inning shutouts	vs. UAPB (15-0, 6-0), April 12, 2022
Threw consecutive nine-inning shutouts	vs. Missouri (8-0, 6-0), March 15-16, 2024
Threw consecutive seven-inning shutouts against an SEC opponent	vs. South Carolina (2-0, 3-0) April 14, 2018
Threw back-to-back nine-inning shutouts against an SEC opponent	vs. Missouri (8-0, 6-0), March 15-16, 2024
Most consecutive shutouts thrown	4, vs. Wisconsin, March 15-16, 1980
Struck out 23 opposing batters	vs. #7 Oregon State, Feb. 23, 2024
Struck out 25 opposing batters (program record)	vs. Oklahoma State, Feb. 24, 2024
Struck out 10-plus opposing batters in 10 consecutive games	vs. #7 Oregon State, Oklahoma State, Michigan, Grambling, Murray State, UCA & McNeese), Feb. 23-March 9, 2024
Struck out 20-plus opposing batters in back-to-back games	vs. #7 Oregon State & Oklahoma State, Feb. 23-24, 2024
Had starting pitchers record double-digit strikeouts in three consecutive games	Hagen Smith (12), Brady Tygart (10) & Mason Molina (10) vs. Murray State, March 1-3, 2024
Was shut out	at #25 Alabama, April 14, 2024
Was shut out in back-to-back games	vs. LSU (7-0, 6-0), April 23-24, 2005
Held to 1 hit	vs. Missouri State, May 17, 2016
Held to 2 hits	vs. #24 Vanderbilt, May 15, 2022
Held to 3 hits	vs. Alabama, March 31, 2023
Did not strikeout	vs. Eastern Illinois, Feb. 16, 2019
Swept an SEC home weekend series	vs. Ole Miss, April 4-6, 2024
Swept an SEC road weekend series	at Mississippi State, May 5-7, 2023
Was swept in an SEC home weekend series	vs. Alabama, May 13-15, 2016
Was swept in an SEC road weekend series	at Georgia, April 20-22, 2023
Swept a non-conference home weekend series	vs. McNeese, March 9-10, 2024
Swept a non-conference road weekend series	at Northwestern State, Feb. 16-18, 1996
Was swept in a non-conference home weekend series	vs. Long Beach State, Feb. 25-27, 2000
Was swept in a non-conference road weekend series	at UNLV, March 19-21, 1994
Won an SEC home weekend series	vs. Ole Miss, April 4-6, 2024
Won an SEC road weekend series	at #23 Auburn, March 21-23, 2024
Lost an SEC home weekend series	vs. #24 Vanderbilt, May 13-15, 2022
Lost an SEC road weekend series	at #25 Alabama, April 12-14, 2024
Won a non-conference home weekend series	vs. McNeese, March 9-10, 2024
Won a non-conference road weekend series	at Louisiana Tech, March 12-14, 2021
Lost a non-conference home weekend series	vs. South Alabama, Feb. 28-March 1, 2014
Lost a non-conference road weekend series	at Texas A&M, Feb. 27-29, 2004
Lost a midweek game	vs. Lipscomb (North Little Rock, Ark.), May 2, 2023



HOME RUN CHART

No.	Player	Game	Date	Opponent	Pitcher	On Base	Inning	Outs	Count	Score	Final
1	Jared Sprague-Lott (1) *	1	Feb. 16	James Madison	RHP Todd Mozoki	0	2nd	0	1-0	2-3	W, 6-4
2	Hudson White (1)	1	Feb. 16	James Madison	RHP Todd Mozoki	0	2nd	1	0-0	3-3	W, 6-4
3	Ty Wilmsmeyer (1) *	2	Feb. 17	James Madison	LHP Max Kuhle	0	3rd	0	1-0	0-0	W, 15-5 (8)
4	Ryder Helfrick (1)	2	Feb. 17	James Madison	LHP Max Kuhle	0	4th	1	1-1	1-1	W, 15-5 (8)
5	Hudson Polk (1)	8	Feb. 27	Grambling	RHP Carlos Peguero	3	1st	0	2-0	6-0	W, 21-1 (7)
6	Jayson Jones (1)	8	Feb. 27	Grambling	RHP Brett Washington	1	3rd	0	3-1	7-0	W, 21-1 (7)
7	Jayson Jones (2)	8	Feb. 27	Grambling	RHP Charles Jackson	3	5th	0	1-0	14-0	W, 21-1 (7)
8	Kendall Diggs (1) *	10	March 2	Murray State	RHP Jacob Pennington	0	5th	0	1-1	4-1	W, 11-1 (8)
9	Nolan Souza (1) *	11	March 3	Murray State	RHP Ryan Fender	0	3rd	0	1-0	0-1	W, 5-3
10	Wehiwa Aloy (1)	12	March 5	UCA	RHP Bryce Parlin	3	3rd	1	0-1	0-2	W, 9-7
11	Ben McLaughlin (1)	12	March 5	UCA	RHP Gavin Alveti	2	3rd	1	0-1	4-2	W, 9-7
12	Jayson Jones (3) *	14	March 9	McNeese [DH-2]	RHP Zach Voss	0	5th	0	0-0	1-0	W, 11-1 (8)
13	Wehiwa Aloy (2)	14	March 9	McNeese [DH-2]	RHP Zach Voss	2	5th	2	3-1	2-0	W, 11-1 (8)
14	Peyton Stovall (1) ^	14	March 9	McNeese [DH-2]	RHP Marcus Mott	2	8th	2	0-0	7-1	W, 11-1 (8)
15	Kendall Diggs (2) ^ !	14	March 9	McNeese [DH-2]	RHP Koel Navarre	0	8th	2	1-2	10-1	W, 11-1 (8)
16	Ross Lovich (1)	15	March 10	McNeese	RHP Kainin Morrow	2	5th	2	0-0	7-5	W, 18-5 (7)
17	Kendall Diggs (3)	16	March 12	Oral Roberts	RHP Ryan Carmack	0	5th	2	2-1	3-0	W, 4-2
18	Nolan Souza (2)	17	March 15	Missouri	RHP Logan Lunceford	1	2nd	1	3-2	0-0	W, 8-0
19	Ross Lovich (2)	17	March 15	Missouri	RHP Logan Lunceford	2	3rd	1	2-1	2-0	W, 8-0
20	Kendall Diggs (4)	17	March 15	Missouri	RHP Logan Lunceford	1	4th	2	2-0	5-0	W, 8-0
21	Nolan Souza (3)	17	March 15	Missouri	RHP Jacob Peaden	0	8th	1	1-2	7-0	W, 8-0
22	Peyton Stovall (2) * ^	18	March 16	Missouri	RHP Bryce Mayer	0	6th	0	2-2	0-0	W, 6-0
23	Wehiwa Aloy (3) ^	18	March 16	Missouri	RHP Bryce Mayer	0	6th	0	0-0	1-0	W, 6-0
24	Kendall Diggs (5) ^	18	March 16	Missouri	RHP Bryce Mayer	0	6th	0	1-2	2-0	W, 6-0
25	Ben McLaughlin (2)	19	March 17	Missouri	RHP Carter Rustad	0	3rd	2	2-2	2-0	W, 9-1
26	Wehiwa Aloy (4)	20	March 21	at #23 Auburn	RHP Conner McBride	0	1st	2	3-2	0-0	W, 1-0
27	Ben McLaughlin (3)	21	March 22	at #23 Auburn	RHP Chase Allsup	0	2nd	1	2-2	0-1	W, 6-5
28	Ryder Helfrick (2)	21	March 22	at #23 Auburn	RHP John Armstrong	0	9th	1	0-0	5-5	W, 6-5
29	Jared Sprague-Lott (2)	22	March 23	at #23 Auburn	RHP Joseph Gonzalez	2	2nd	1	1-1	4-0	L, 8-6
30	Peyton Stovall (3)	23	March 26	Little Rock	RHP Josh Beezley	1	2nd	0	1-2	2-0	W, 11-0 (7)
31	Wehiwa Aloy (5)	23	March 26	Little Rock	RHP Jacob Weatherley	3	6th	0	1-1	4-0	W, 11-0 (7)
32	Jack Wagner (1)	23	March 26	Little Rock	RHP Jacob Weatherley	0	6th	1	1-2	8-0	W, 11-0 (7)
33	Will Edmunson (1)	23	March 26	Little Rock	RHP Jacob Weatherley	1	6th	2	0-0	9-0	W, 11-0 (7)
34	Jack Wagner (2)	24	March 28	#8 LSU	RHP Fidel Ulloa	0	4th	1	1-2	1-2	W, 7-4
35	Kendall Diggs (6)	24	March 28	#8 LSU	RHP Gavin Guidry	2	8th	1	0-2	4-3	W, 7-4
36	Wehiwa Aloy (6)	26	March 30	#8 LSU	LHP Gage Jump	0	1st	1	1-1	0-1	W, 7-5
37	Peyton Stovall (4)	26	March 30	#8 LSU	LHP Nate Ackenhausen	1	6th	1	0-0	5-4	W, 7-5
38	Ben McLaughlin (4)	27	April 2	Arkansas State	RHP Kole Turner	1	2nd	2	2-1	2-0	W, 13-0 (7)
39	Nolan Souza (4)	27	April 2	Arkansas State	RHP Brian Veniard	3	3rd	2	1-0	9-0	W, 13-0 (7)
40	Wehiwa Aloy (7)	28	April 4	Ole Miss	RHP Riley Maddox	2	6th	0	0-1	1-2	W, 5-2
41	Jared Sprague-Lott (3)	28	April 4	Ole Miss	RHP Josh Mallitz	0	6th	1	0-0	4-2	W, 5-2
42	Wehiwa Aloy (8)	29	April 5	Ole Miss	LHP Wes Mendes	1	6th	2	2-2	5-3	W, 8-3
43	Nolan Souza (5)	30	April 6	Ole Miss	RHP Mason Nichols	0	4th	1	2-2	0-0	W, 7-4
44	Nolan Souza (6)	30	April 6	Ole Miss	RHP Connor Spencer	2	7th	0	2-2	3-3	W, 7-4
45	Ben McLaughlin (5) *	31	April 9	San Jose State	RHP Keaton Chase	0	3rd	0	3-1	3-1	W, 5-1
46	Wehiwa Aloy (9) *	31	April 9	San Jose State	RHP Keaton Chase	0	5th	0	0-0	4-1	W, 5-1
47	Jack Wagner (3) *	32	April 10	San Jose State	RHP Cade Cushing	0	7th	0	0-0	4-2	W, 8-2
48	Ben McLaughlin (6) ^	33	April 12	at #25 Alabama	RHP Ben Hess	1	1st	1	2-2	0-0	W, 5-3
49	Jared Sprague-Lott (4) ^	33	April 12	at #25 Alabama	RHP Ben Hess	0	1st	1	3-1	2-0	W, 5-3
50	Peyton Stovall (5)	34	April 13	at #25 Alabama	LHP Greg Farone	0	5th	2	2-0	0-2	L, 4-3 (10)
51	Jared Sprague-Lott (5) *	34	April 13	at #25 Alabama	RHP Tyler Fay	0	6th	0	2-2	1-2	L, 4-3 (10)
52	Peyton Holt (1)	34	April 13	at #25 Alabama	LHP Alton Davis II	0	9th	2	0-0	2-3	L, 4-3 (10)
53	Ben McLaughlin (7)	36	April 16	Texas Tech	LHP Hudson Luce	1	5th	2	3-2	4-7	W, 9-8
54	Peyton Stovall (6) *	37	April 17	Texas Tech	RHP Hudson Parker	0	1st	0	1-1	0-0	W, 5-4
55	Nolan Souza (7) *	37	April 17	Texas Tech	RHP Hudson Parker	0	2nd	0	0-2	1-1	W, 5-4

* - indicates leadoff home run / ^ - indicates back-to-back home run / ! - indicates walk-off home run / + - indicates pinch-hit home run

HOME RUN DATA CHART III



No.	Player	Game	Date	Opponent	Pitcher	HR	Distance	Launch Angle	Exit Velocity
1	Jared Sprague-Lott (1) *	1	Feb. 16	James Madison	RHP Todd Mozoki	Solo	364 feet	42.9 degrees	100 mph
2	Hudson White (1)	1	Feb. 16	James Madison	RHP Todd Mozoki	Solo	396 feet	25.0 degrees	101 mph
3	Ty Wilmsmeyer (1) *	2	Feb. 17	James Madison	LHP Max Kuhle	Solo	369 feet	25.1 degrees	100 mph
4	Ryder Helfrick (1)	2	Feb. 17	James Madison	LHP Max Kuhle	Solo	367 feet	19.3 degrees	105 mph
5	Hudson Polk (1)	8	Feb. 27	Grambling	RHP Carlos Peguero	Grand Slam	421 feet	21.9 degrees	113 mph
6	Jayson Jones (1)	8	Feb. 27	Grambling	RHP Brett Washington	Two-Run	400 feet	17.9 degrees	110 mph
7	Jayson Jones (2)	8	Feb. 27	Grambling	RHP Charles Jackson	Grand Slam	425 feet	24.3 degrees	108 mph
8	Kendall Diggs (1) *	10	March 2	Murray State	RHP Jacob Pennington	Solo	340 feet	29.2 degrees	104 mph
9	Nolan Souza (1) *	11	March 3	Murray State	RHP Ryan Fender	Solo	398 feet	35.0 degrees	107 mph
10	Wehiwa Aloy (1)	12	March 5	UCA	RHP Bryce Parlin	Grand Slam	442 feet	28.7 degrees	106 mph
11	Ben McLaughlin (1)	12	March 5	UCA	RHP Gavin Alveti	Three-Run	420 feet	30.4 degrees	102 mph
12	Jayson Jones (3) *	14	March 9	McNeese [DH-2]	RHP Zach Voss	Solo	409 feet	21.9 degrees	108 mph
13	Wehiwa Aloy (2)	14	March 9	McNeese [DH-2]	RHP Zach Voss	Three-Run	468 feet	24.7 degrees	114 mph
14	Peyton Stovall (1) ^	14	March 9	McNeese [DH-2]	RHP Marcus Mott	Three-Run	412 feet	29.0 degrees	101 mph
15	Kendall Diggs (2) ^!	14	March 9	McNeese [DH-2]	RHP Koel Navarre	Solo	449 feet	27.0 degrees	104 mph
16	Ross Lovich (1)	15	March 10	McNeese	RHP Kainin Morrow	Three-Run	360 feet	26.6 degrees	96 mph
17	Kendall Diggs (3)	16	March 12	Oral Roberts	RHP Ryan Carmack	Solo	378 feet	30.2 degrees	104 mph
18	Nolan Souza (2)	17	March 15	Missouri	RHP Logan Lunceford	Two-Run	335 feet	21.7 degrees	98 mph
19	Ross Lovich (2)	17	March 15	Missouri	RHP Logan Lunceford	Three-Run	394 feet	30.2 degrees	105 mph
20	Kendall Diggs (4)	17	March 15	Missouri	RHP Logan Lunceford	Two-Run	400 feet	35.1 degrees	104 mph
21	Nolan Souza (3)	17	March 15	Missouri	RHP Jacob Peaden	Solo	405 feet	29.9 degrees	102 mph
22	Peyton Stovall (2) * ^	18	March 16	Missouri	RHP Bryce Mayer	Solo	404 feet	27.3 degrees	104 mph
23	Wehiwa Aloy (3) ^	18	March 16	Missouri	RHP Bryce Mayer	Solo	396 feet	36.2 degrees	99 mph
24	Kendall Diggs (5) ^	18	March 16	Missouri	RHP Bryce Mayer	Solo	372 feet	28.1 degrees	99 mph
25	Ben McLaughlin (2)	19	March 17	Missouri	RHP Carter Rustad	Solo	351 feet	26.9 degrees	101 mph
26	Wehiwa Aloy (4)	20	March 21	at #23 Auburn	RHP Conner McBride	Solo	369 feet	25.6 degrees	101 mph
27	Ben McLaughlin (3)	21	March 22	at #23 Auburn	RHP Chase Allsup	Solo	404 feet	26.8 degrees	104 mph
28	Ryder Helfrick (2)	21	March 22	at #23 Auburn	RHP John Armstrong	Solo	405 feet	28.8 degrees	109 mph
29	Jared Sprague-Lott (2)	22	March 23	at #23 Auburn	RHP Joseph Gonzalez	Three-Run	400 feet	28.9 degrees	100 mph
30	Peyton Stovall (3)	23	March 26	Little Rock	RHP Josh Beezley	Two-Run	382 feet	26.3 degrees	98 mph
31	Wehiwa Aloy (5)	23	March 26	Little Rock	RHP Jacob Weatherley	Grand Slam	413 feet	23.2 degrees	105 mph
32	Jack Wagner (1)	23	March 26	Little Rock	RHP Jacob Weatherley	Solo	388 feet	22.2 degrees	105 mph
33	Will Edmunson (1)	23	March 26	Little Rock	RHP Jacob Weatherley	Two-Run	387 feet	19.6 degrees	98 mph
34	Jack Wagner (2)	24	March 28	#8 LSU	RHP Fidel Ulloa	Solo	364 feet	37.7 degrees	100 mph
35	Kendall Diggs (6)	24	March 28	#8 LSU	RHP Gavin Guidry	Three-Run	381 feet	27.2 degrees	101 mph
36	Wehiwa Aloy (6)	26	March 30	#8 LSU	LHP Gage Jump	Solo	390 feet	20.8 degrees	112 mph
37	Peyton Stovall (4)	26	March 30	#8 LSU	LHP Nate Ackenhausen	Two-Run	379 feet	33.7 degrees	104 mph
38	Ben McLaughlin (4)	27	April 2	Arkansas State	RHP Kole Turner	Solo	396 feet	26.7 degrees	101 mph
39	Nolan Souza (4)	27	April 2	Arkansas State	RHP Brian Veniard	Grand Slam	458 feet	28.5 degrees	111 mph
40	Wehiwa Aloy (7)	28	April 4	Ole Miss	RHP Riley Maddox	Three-Run	346 feet	19.5 degrees	107 mph
41	Jared Sprague-Lott (3)	28	April 4	Ole Miss	RHP Josh Mallitz	Solo	342 feet	30.7 degrees	94 mph
42	Wehiwa Aloy (9)	29	April 5	Ole Miss	LHP Wes Mendes	Two-Run	398 feet	28.9 degrees	105 mph
43	Nolan Souza (5)	30	April 6	Ole Miss	RHP Mason Nichols	Solo	404 feet	23.1 degrees	104 mph
44	Nolan Souza (6)	30	April 6	Ole Miss	RHP Connor Spencer	Three-Run	416 feet	26.9 degrees	113 mph
45	Ben McLaughlin (5) *	31	April 9	San Jose State	RHP Keaton Chase	Solo	412 feet	23.7 degrees	106 mph
46	Wehiwa Aloy (9) *	31	April 9	San Jose State	RHP Keaton Chase	Solo	407 feet	24.4 degrees	108 mph
47	Jack Wagner (3) *	32	April 10	San Jose State	RHP Cade Cushing	Solo	413 feet	23.9 degrees	106 mph
48	Ben McLaughlin (6) ^	33	April 12	at #25 Alabama	RHP Ben Hess	Two-Run	423 feet	25.9 degrees	102 mph
49	Jared Sprague-Lott (4) ^	33	April 12	at #25 Alabama	RHP Ben Hess	Solo	386 feet	22.6 degrees	104 mph
50	Peyton Stovall (5)	34	April 13	at #25 Alabama	LHP Greg Farone	Solo	366 feet	27.6 degrees	101 mph
51	Jared Sprague-Lott (5) *	34	April 13	at #25 Alabama	RHP Tyler Fay	Solo	397 feet	25.1 degrees	100 mph
52	Peyton Holt (1)	34	April 13	at #25 Alabama	LHP Alton Davis II	Solo	415 feet	27.0 degrees	102 mph
53	Ben McLaughlin (7)	36	April 16	Texas Tech	LHP Hudson Luce	Two-Run	377 feet	29.1 degrees	100 mph
54	Peyton Stovall (6) *	37	April 17	Texas Tech	RHP Hudson Parker	Solo	406 feet	25.2 degrees	108 mph
55	Nolan Souza (7) *	37	April 17	Texas Tech	RHP Hudson Parker	Solo	376 feet	33.7 degrees	98 mph

* - indicates leadoff home run / ^ - indicates back-to-back home run / ! - indicates walk-off home run / + - indicates pinch-hit home run



||| TEAM PITCHING GAME-BY-GAME

STARTERS GAME-BY-GAME

Opponent	W-L	IP	H	R	ER	BB	K
James Madison	--	1.0	1	3	3	2	2
James Madison	W	5.0	2	1	1	2	4
James Madison	--	3.2	3	2	2	3	9
James Madison	W	5.0	3	0	0	0	4
vs. #7 Oregon St.	--	6.0	3	0	0	1	17
vs. Oklahoma St.	--	6.0	3	0	0	2	6
vs. Michigan	W	5.0	0	0	0	1	10
Grambling	W	1.0	0	0	0	1	1
Murray State	W	6.0	1	1	1	1	12
Murray State	W	5.0	3	1	1	1	10
Murray State	W	5.0	2	1	1	1	10
UCA	W	3.0	4	2	2	0	4
McNeese	W	4.0	1	0	0	3	9
McNeese	W	4.0	3	0	0	2	8
McNeese	--	4.0	3	4	4	3	4
Oral Roberts	W	3.0	3	0	0	1	4
Missouri *	W	6.0	2	0	0	1	10
Missouri *	--	4.2	1	0	0	4	7
Missouri *	W	5.1	1	0	0	3	10
at #23 Auburn *	W	6.0	3	0	0	2	12
at #23 Auburn *	--	3.2	3	3	3	5	4
at #23 Auburn *	--	5.0	3	1	1	4	4
Little Rock	W	3.0	1	0	0	0	5
#8 LSU *	W	6.0	5	2	2	0	10
#8 LSU *	--	5.0	7	3	3	3	7
#8 LSU *	--	4.0	5	4	4	0	3
Arkansas State	W	2.0	0	0	0	1	1
Ole Miss *	W	6.0	4	2	2	4	11
Ole Miss *	--	4.1	3	3	3	3	5
Ole Miss *	--	4.1	4	2	2	3	7
San Jose State	W	5.0	2	1	1	0	4
San Jose State	W	3.0	0	0	0	3	3
at #25 Alabama * W	6.0	2	0	0	3	6	
at #25 Alabama * --	6.0	5	2	2	0	6	
at #25 Alabama * L	5.0	5	1	1	2	3	
Texas Tech	--	1.1	6	6	6	0	2
Texas Tech	--	4.0	5	3	3	1	3

BULLPEN GAME-BY-GAME

Opponent	W-L	IP	H	R	ER	BB	K
James Madison	W	8.0	4	1	1	1	10
James Madison	--	3.0	4	4	4	1	2
James Madison	L	5.1	7	5	4	3	7
James Madison	--	4.0	1	0	0	1	5
vs. #7 Oregon St	W	3.0	5	4	4	0	6
vs. Oklahoma St.	L	7.1	3	2	1	5	19
vs. Michigan	--	4.0	5	3	1	0	1
Grambling	--	6.0	4	1	1	1	10
Murray State	--	3.0	1	0	0	1	8
Murray State	--	3.0	0	0	0	0	4
Murray State	--	4.0	6	2	2	0	6
UCA	--	6.0	5	5	5	4	7
McNeese	--	5.0	7	1	1	2	6
McNeese	--	4.0	4	1	1	0	4
McNeese	W	3.0	3	1	1	0	3
Oral Roberts	--	6.0	6	2	2	1	6
Missouri *	--	3.0	2	0	0	0	2
Missouri *	W	4.1	0	0	0	1	5
Missouri *	--	3.2	2	1	1	1	3
at #23 Auburn	--	3.0	0	0	0	0	5
at #23 Auburn *	W	5.1	7	2	1	1	8
at #23 Auburn *	L	3.0	7	7	7	2	2
Little Rock	--	4.0	1	0	0	0	1
#8 LSU *	--	3.0	4	2	2	2	8
#8 LSU *	W	5.0	2	0	0	0	5
#8 LSU *	W	5.0	4	1	1	2	4
Arkansas State	--	5.0	1	0	0	3	12
Ole Miss *	--	3.0	1	0	0	1	4
Ole Miss *	W	4.2	3	0	0	2	6
Ole Miss *	W	4.2	5	2	2	1	8
San Jose State	--	4.0	0	0	0	1	6
San Jose State	--	6.0	4	2	2	0	7
at #25 Alabama * --	3.0	4	3	3	1	3	
at #25 Alabama * L	3.0	3	2	1	3	2	
at #25 Alabama * --	3.0	5	4	3	0	1	
Texas Tech	W	7.2	7	2	2	1	12
Texas Tech	W	5.0	1	1	1	3	3

TEAM RECORD PER STARTER

Pitcher (Total Starts)	Record
Hagen Smith (9)	9-0
Colin Fisher (7)	7-0
Brady Tygart (9)	7-2
Mason Molina (9)	6-3
Ben Bybee (3)	3-0

QUALITY STARTS

Pitcher (Total Starts)	QS	Record
Hagen Smith (9)	7	7-0
Mason Molina (9)	1	0-1
Brady Tygart (9)	1	0-1
Colin Fisher (7)	0	0-0
Ben Bybee (3)	0	0-0

RUN SUPPORT

Pitcher (Total Starts)	Runs	Per Start
Colin Fisher (7)	64	9.1
Ben Bybee (3)	25	8.3
Brady Tygart (9)	64	7.1
Mason Molina (9)	60	6.7
Hagen Smith (9)	45	5.0

STARTING PITCHER GAME-BY-GAME

Date / Opponent	Starting Pitcher
Feb. 16 / James Madison	LHP Hagen Smith
Feb. 17 / James Madison	RHP Brady Tygart
Feb. 18 / James Madison	LHP Mason Molina
Feb. 19 / James Madison	LHP Colin Fisher
Feb. 23 / vs. #7 Oregon State	LHP Hagen Smith
Feb. 24 / vs. Oklahoma State	RHP Brady Tygart
Feb. 25 / vs. Michigan	LHP Mason Molina
Feb. 27 / Grambling	LHP Colin Fisher
March 1 / Murray State	LHP Hagen Smith
March 2 / Murray State	LHP Brady Tygart
March 3 / Murray State	RHP Mason Molina
March 5 / UCA	LHP Colin Fisher
March 9 / McNeese [DH-1]	LHP Hagen Smith
March 9 / McNeese [DH-2]	RHP Brady Tygart
March 10 / McNeese	LHP Mason Molina
March 12 / Oral Roberts	LHP Colin Fisher
March 15 / Missouri *	LHP Hagen Smith
March 16 / Missouri *	RHP Brady Tygart
March 17 / Missouri *	LHP Mason Molina
March 21 / at #23 Auburn *	LHP Hagen Smith
March 22 / at #23 Auburn *	RHP Brady Tygart
March 23 / at #23 Auburn *	LHP Mason Molina
March 26 / Little Rock	RHP Ben Bybee
March 28 / #8 LSU *	LHP Hagen Smith
March 29 / #8 LSU *	LHP Mason Molina
March 30 / #8 LSU *	RHP Brady Tygart
April 2 / Arkansas State	LHP Colin Fisher
April 4 / Ole Miss *	LHP Hagen Smith
April 5 / Ole Miss *	LHP Mason Molina
April 6 / Ole Miss *	RHP Brady Tygart
April 9 / San Jose State	RHP Ben Bybee
April 10 / San Jose State	LHP Colin Fisher
April 12 / at #25 Alabama *	LHP Hagen Smith
April 13 / at #25 Alabama *	LHP Mason Molina
April 14 / at #25 Alabama *	RHP Brady Tygart
April 16 / Texas Tech	RHP Ben Bybee
April 17 / Texas Tech	LHP Colin Fisher



STARTER STATISTICS

Player	era	w-l	app	gs	cg	sho	sv	ip	h	r	er	bb	so	2b	3b	hr	b/avg	wp	hp	bk	sfa	sha
33 Hagen Smith	1.53	7-0	9	9	0	0/2	0	47.0	22	8	8	17	89	1	0	4	.138	1	3	0	1	2
38 Colin Fisher	1.71	6-0	7	7	0	0/2	0	21.0	15	5	4	7	20	2	0	0	.200	0	3	1	0	1
25 Brady Tygart	2.59	3-1	9	9	0	0/1	0	41.2	29	12	12	21	52	1	0	4	.203	3	11	1	0	4
21 Mason Molina	3.32	3-0	9	9	0	0/0	0	43.1	27	16	16	21	65	4	0	6	.181	2	7	1	0	2
40 Ben Bybee	6.75	2-0	3	3	0	0/1	0	9.1	9	7	7	0	11	0	0	2	.250	0	0	0	0	0
Totals	2.61	21-1	37	37	0	6/6	0	162.1	102	48	47	66	237	8	0	16	.181	6	24	3	1	9

RELIEVER STATISTICS

Player	era	w-l	app	gs	cg	sho	sv	ip	h	r	er	bb	so	2b	3b	hr	b/avg	wp	hp	bk	sfa	sha
40 Ben Bybee	0.00	0-0	1	0	0	0/1	0	1.0	1	0	0	1	2	0	0	0	.250	0	0	0	0	0
32 Hunter Dietz	0.00	0-0	2	0	0	0/0	0	1.0	1	0	0	2	2	0	0	0	.250	0	1	0	0	0
46 Christian Foutch	1.42	0-0	9	0	0	0/2	0	12.2	10	2	2	4	9	2	0	1	.233	2	2	0	1	0
37 Jake Faherty	1.69	0-0	9	0	0	0/1	1	5.1	3	2	1	6	11	1	0	0	.158	1	1	0	1	0
49 Stone Hewlett	1.86	1-0	16	0	0	0/2	3	9.2	4	2	2	3	18	1	0	1	.121	1	0	0	1	0
31 Dylan Carter	2.08	0-0	4	0	0	0/2	0	4.1	2	1	1	1	2	1	0	0	.143	0	0	0	1	0
45 Gage Wood	2.12	2-1	13	0	0	0/1	1	17.0	14	5	4	3	28	3	1	1	.215	0	3	0	0	1
41 Will McEntire	2.70	2-0	18	0	0	0/3	4	40.0	33	14	12	7	51	7	0	2	.224	3	0	0	2	0
28 Koty Frank	3.09	2-0	15	0	0	0/1	3	23.1	21	10	8	4	22	6	0	2	.244	0	4	0	1	1
20 Gabe Gaeckle	3.13	2-2	13	0	0	0/1	6	23.0	12	8	8	8	30	2	0	0	.145	1	0	0	0	0
48 Cooper Dossett	3.60	2-0	9	0	0	0/2	0	10.0	2	4	4	3	14	0	0	1	.065	0	1	0	0	0
38 Colin Fisher	4.50	0-1	3	0	0	0/0	0	6.0	8	4	3	1	7	0	0	3	.320	0	0	0	0	1
26 Tate McGuire	5.40	0-0	2	0	0	0/0	0	1.2	3	1	1	2	4	1	0	0	.375	0	1	0	0	0
36 Parker Coil	9.00	0-0	7	0	0	0/1	0	8.0	14	8	8	1	12	1	0	1	.389	0	0	0	0	1
Totals	2.98	11-4	37	0	0	6/6	18	163.0	128	61	54	46	212	25	1	12	.214	8	13	0	7	4
Opponents	6.82	4-11	37	0	0	1/1	1	159.2	179	144	121	114	140	31	3	28	.284	22	29	0	9	8



||| GAME-BY-GAME BATTING ORDER

RECORD: 32-5 • HOME: 27-1 • AWAY: 3-3 • NEUTRAL: 2-1 • SEC: 12-3

Date	Opponent	1	2	3	4	5	6	7	8	9
Feb. 16	James Madison	White	Diggs	Aloy	McLaughlin	Wagner	Holt	Jones	Sprague-Lott	Wilmsmeyer
Feb. 17	James Madison	White	Diggs	Aloy	McLaughlin	Helfrick	Holt	Edmunson	Sprague-Lott	Wilmsmeyer
Feb. 18	James Madison	White	Diggs	Aloy	McLaughlin	Wagner	Lovich	Holt	Souza	Wilmsmeyer
Feb. 19	James Madison	Diggs	White	McLaughlin	Aloy	Holt	Jones	Sprague-Lott	Rowland	Wilmsmeyer
Feb. 23	vs. #7 Oregon State	Diggs	White	McLaughlin	Aloy	Helfrick	Jones	Holt	Sprague-Lott	Wilmsmeyer
Feb. 24	vs. Oklahoma State	Diggs	White	McLaughlin	Aloy	Helfrick	Jones	Holt	Sprague-Lott	Wilmsmeyer
Feb. 25	vs. Michigan	Edmunson	Diggs	McLaughlin	Sprague-Lott	Lovich	Aloy	Souza	Rowland	Wilmsmeyer
Feb. 27	Grambling	Edmunson	Diggs	McLaughlin	Sprague-Lott	White	Polk	Aloy	Jones	Holt
March 1	Murray State	White	Diggs	Sprague-Lott	McLaughlin	Aloy	Polk	Jones	Holt	Wilmsmeyer
March 2	Murray State	Edmunson	Diggs	Aloy	McLaughlin	Sprague-Lott	Lovich	Jones	Souza	Helfrick
March 3	Murray State	Edmunson	Diggs	Aloy	McLaughlin	Sprague-Lott	Jones	Souza	Wagner	White
March 5	UCA	Lovich	Aloy	Diggs	Polk	McLaughlin	Jones	Souza	Holt	Helfrick
March 9	McNeese [DH-1]	Lovich	Aloy	Diggs	McLaughlin	Sprague-Lott	Stovall	White	Souza	Wilmsmeyer
March 9	McNeese [DH-2]	Edmunson	Stovall	Diggs	Aloy	McLaughlin	Holt	Souza	Jones	Helfrick
March 10	McNeese	Lovich	Stovall	Aloy	Diggs	McLaughlin	Sprague-Lott	Souza	White	Wilmsmeyer
March 12	Oral Roberts	Stovall	Aloy	McLaughlin	Polk	Diggs	Holt	Lovich	Rowland	Wilmsmeyer
March 15	Missouri *	Stovall	Diggs	Aloy	McLaughlin	Lovich	Sprague-Lott	Souza	White	Wilmsmeyer
March 16	Missouri *	Stovall	Aloy	Diggs	Holt	McLaughlin	Jones	Souza	Lovich	Rowland
March 17	Missouri *	Stovall	Diggs	Aloy	McLaughlin	Lovich	Sprague-Lott	Souza	White	Wilmsmeyer
March 21	at #23 Auburn *	Stovall	Diggs	Aloy	McLaughlin	Sprague-Lott	Lovich	White	Souza	Wilmsmeyer
March 22	at #23 Auburn *	Stovall	Aloy	Diggs	White	McLaughlin	Sprague-Lott	Edmunson	Rowland	Wilmsmeyer
March 23	at #23 Auburn *	Stovall	Diggs	Aloy	McLaughlin	White	Souza	Sprague-Lott	Edmunson	Wilmsmeyer
March 26	Little Rock	Stovall	McLaughlin	Aloy	Diggs	Wagner	Lovich	Holt	Edmunson	Helfrick
March 28	#8 LSU *	Stovall	Aloy	McLaughlin	Sprague-Lott	Diggs	Wagner	White	Edmunson	Wilmsmeyer
March 29	#8 LSU *	Stovall	McLaughlin	Aloy	Diggs	Sprague-Lott	Lovich	White	Souza	Wilmsmeyer
March 30	#8 LSU *	Stovall	Aloy	McLaughlin	White	Diggs	Sprague-Lott	Edmunson	Helfrick	Wilmsmeyer
April 2	Arkansas State	Stovall	McLaughlin	Aloy	Diggs	Souza	Holt	Lovich	Helfrick	Edmunson
April 4	Ole Miss *	Stovall	McLaughlin	Aloy	Diggs	Sprague-Lott	Lovich	White	Souza	Wilmsmeyer
April 5	Ole Miss *	Stovall	Aloy	McLaughlin	Wagner	Diggs	Sprague-Lott	Helfrick	Edmunson	Wilmsmeyer
April 6	Ole Miss *	Stovall	McLaughlin	Aloy	Diggs	Lovich	Sprague-Lott	Souza	White	Wilmsmeyer
April 9	San Jose State	Stovall	Souza	Aloy	McLaughlin	Holt	Polk	Jones	Helfrick	Edmunson
April 10	San Jose State	Stovall	McLaughlin	Aloy	Diggs	Souza	Wagner	Lovich	Edmunson	Rowland
April 12	at #25 Alabama *	Stovall	Aloy	McLaughlin	Sprague-Lott	Diggs	White	Souza	Edmunson	Wilmsmeyer
April 13	at #25 Alabama *	Stovall	Aloy	Sprague-Lott	McLaughlin	Helfrick	Holt	Diggs	White	Wilmsmeyer
April 14	at #25 Alabama *	Diggs	Stovall	Sprague-Lott	McLaughlin	Aloy	Souza	Holt	Helfrick	Wilmsmeyer
April 16	Texas Tech	Holt	Stovall	Sprague-Lott	Aloy	McLaughlin	Wagner	White	Jones	Edmunson
April 17	Texas Tech	Stovall	Holt	McLaughlin	Aloy	Souza	Wagner	Lovich	Jones	Rowland

GAME-BY-GAME DEFENSIVE LINEUP III



RECORD: 32-5 • HOME: 27-1 • AWAY: 3-3 • NEUTRAL: 2-1 • SEC: 12-3

Date	Opponent	C	1B	2B	3B	SS	LF	CF	RF	DH
Feb. 16	James Madison	White	McLaughlin	Holt	Sprague-Lott	Aloy	Jones	Wilmsmeyer	Diggs	Wagner
Feb. 17	James Madison	Helfrick	McLaughlin	Holt	Sprague-Lott	Aloy	Edmunson	Wilmsmeyer	Diggs	White
Feb. 18	James Madison	White	Wagner	Souza	Holt	Aloy	Lovich	Wilmsmeyer	Diggs	McLaughlin
Feb. 19	James Madison	Rowland	McLaughlin	Holt	Sprague-Lott	Aloy	Jones	Wilmsmeyer	Diggs	White
Feb. 23	vs. #7 Oregon State	White	McLaughlin	Holt	Sprague-Lott	Aloy	Jones	Wilmsmeyer	Diggs	Helfrick
Feb. 24	vs. Oklahoma State	Helfrick	McLaughlin	Holt	Sprague-Lott	Aloy	Jones	Wilmsmeyer	Diggs	White
Feb. 25	vs. Michigan	Rowland	McLaughlin	Souza	Sprague-Lott	Aloy	Edmunson	Wilmsmeyer	Lovich	Diggs
Feb. 27	Grambling	Polk	McLaughlin	Holt	Sprague-Lott	Aloy	Jones	Edmunson	Diggs	White
March 1	Murray State	White	McLaughlin	Holt	Sprague-Lott	Aloy	Jones	Wilmsmeyer	Diggs	Polk
March 2	Murray State	Helfrick	McLaughlin	Souza	Sprague-Lott	Aloy	Jones	Edmunson	Diggs	Lovich
March 3	Murray State	White	Wagner	Souza	Sprague-Lott	Aloy	Jones	Edmunson	Diggs	McLaughlin
March 5	UCA	Helfrick	McLaughlin	Souza	Holt	Aloy	Jones	Lovich	Diggs	Polk
March 9	McNeese [DH-1]	White	McLaughlin	Souza	Sprague-Lott	Aloy	Lovich	Wilmsmeyer	Diggs	Stovall
March 9	McNeese [DH-2]	Helfrick	McLaughlin	Souza	Holt	Aloy	Jones	Edmunson	Diggs	Stovall
March 10	McNeese	White	McLaughlin	Souza	Sprague-Lott	Aloy	Lovich	Wilmsmeyer	Diggs	Stovall
March 12	Oral Roberts	Rowland	McLaughlin	Stovall	Holt	Aloy	Lovich	Wilmsmeyer	Diggs	Polk
March 15	Missouri *	White	McLaughlin	Stovall	Sprague-Lott	Aloy	Lovich	Wilmsmeyer	Diggs	Souza
March 16	Missouri *	Rowland	McLaughlin	Stovall	Holt	Aloy	Jones	Lovich	Diggs	Souza
March 17	Missouri *	White	McLaughlin	Stovall	Sprague-Lott	Aloy	Lovich	Wilmsmeyer	Diggs	Souza
March 21	at #23 Auburn *	White	McLaughlin	Stovall	Sprague-Lott	Aloy	Lovich	Wilmsmeyer	Diggs	Souza
March 22	at #23 Auburn *	Rowland	McLaughlin	Stovall	Sprague-Lott	Aloy	Edmunson	Wilmsmeyer	Diggs	White
March 23	at #23 Auburn *	White	McLaughlin	Stovall	Sprague-Lott	Aloy	Edmunson	Wilmsmeyer	Diggs	Souza
March 26	Little Rock	Helfrick	McLaughlin	Stovall	Holt	Aloy	Lovich	Edmunson	Diggs	Wagner
March 28	#8 LSU *	White	McLaughlin	Stovall	Sprague-Lott	Aloy	Edmunson	Wilmsmeyer	Diggs	Wagner
March 29	#8 LSU *	White	McLaughlin	Stovall	Sprague-Lott	Aloy	Lovich	Wilmsmeyer	Diggs	Souza
March 30	#8 LSU *	Helfrick	McLaughlin	Stovall	Sprague-Lott	Aloy	Edmunson	Wilmsmeyer	Diggs	White
April 2	Arkansas State	Helfrick	McLaughlin	Stovall	Holt	Aloy	Lovich	Edmunson	Diggs	Souza
April 4	Ole Miss *	White	McLaughlin	Stovall	Sprague-Lott	Aloy	Lovich	Wilmsmeyer	Diggs	Souza
April 5	Ole Miss *	Helfrick	McLaughlin	Stovall	Sprague-Lott	Aloy	Edmunson	Wilmsmeyer	Diggs	Wagner
April 6	Ole Miss *	White	McLaughlin	Stovall	Sprague-Lott	Aloy	Lovich	Wilmsmeyer	Diggs	Souza
April 9	San Jose State	Helfrick	McLaughlin	Stovall	Souza	Aloy	Jones	Edmunson	Holt	Polk
April 10	San Jose State	Rowland	McLaughlin	Stovall	Souza	Aloy	Lovich	Edmunson	Diggs	Wagner
April 12	at #25 Alabama *	White	McLaughlin	Stovall	Sprague-Lott	Aloy	Edmunson	Wilmsmeyer	Diggs	Souza
April 13	at #25 Alabama *	White	McLaughlin	Stovall	Sprague-Lott	Aloy	Holt	Wilmsmeyer	Diggs	Helfrick
April 14	at #25 Alabama *	Helfrick	McLaughlin	Stovall	Sprague-Lott	Aloy	Holt	Wilmsmeyer	Diggs	Souza
April 16	Texas Tech	White	McLaughlin	Stovall	Sprague-Lott	Aloy	Jones	Holt	Edmunson	Wagner
April 17	Texas Tech	Rowland	McLaughlin	Stovall	Souza	Aloy	Jones	Holt	Lovich	Wagner



||| GAME-BY-GAME HITTING

RECORD: 32-5 • HOME: 27-1 • AWAY: 3-3 • NEUTRAL: 2-1 • SEC: 12-3

Date	Opponent	AB	R	H	RBI	2B	3B	HR	BB	IBB	SB	CS	HBP	SAC	SF	GDP	K	PO	A	E	Avg
Feb. 16	James Madison	30	6	9	5	2	0	2	6	1	3	0	0	0	0	1	7	27	9	0	.300
Feb. 17	James Madison	36	15	14	15	2	0	2	10	0	0	0	2	0	0	2	6	24	8	0	.348
Feb. 18	James Madison	32	3	10	3	6	0	0	6	0	0	1	1	0	0	1	5	27	8	1	.337
Feb. 19	James Madison	31	4	7	4	1	0	0	4	1	0	0	1	0	0	1	4	27	9	2	.310
Feb. 23	vs. #7 Oregon State	28	5	6	5	1	1	0	3	0	0	0	4	1	0	0	9	27	3	0	.293
Feb. 24	vs. Oklahoma State	52	1	8	1	2	0	0	5	0	2	0	0	1	0	0	14	40	9	2	.258
Feb. 25	vs. Michigan	29	4	5	3	3	0	0	7	0	2	0	4	0	0	2	9	27	8	4	.248
Feb. 27	Grambling	37	21	20	19	6	0	3	10	0	0	0	1	0	0	2	1	21	7	0	.287
March 1	Murray State	31	5	7	4	1	0	0	4	0	4	0	0	0	0	0	4	27	4	0	.281
March 2	Murray State	32	11	11	10	2	0	1	8	0	1	1	1	0	1	1	5	24	7	1	.287
March 3	Murray State	32	5	10	4	0	0	1	2	0	1	0	0	0	1	2	4	27	2	2	.289
March 5	UCA	30	9	7	8	0	0	2	6	0	0	0	1	0	1	1	5	27	10	1	.285
March 9	McNeese [DH-1]	31	3	9	3	2	0	0	2	0	2	0	0	1	0	2	9	27	10	1	.285
March 9	McNeese [DH-2]	35	11	14	10	1	0	4	2	0	2	0	1	0	1	0	11	24	6	0	.294
March 10	McNeese	31	18	12	16	1	0	1	10	0	0	0	1	0	0	0	5	21	7	0	.300
March 12	Oral Roberts	27	4	6	4	1	0	1	7	0	0	0	1	2	0	1	5	27	11	0	.296
March 15	Missouri *	33	8	7	8	0	0	4	2	0	0	0	1	0	0	0	5	27	7	0	.291
March 16	Missouri *	28	6	5	5	0	1	3	4	0	1	0	3	0	0	1	7	27	4	0	.285
March 17	Missouri *	32	9	10	8	3	0	1	6	0	0	0	2	0	2	1	3	27	12	0	.287
March 21	at #23 Auburn *	31	1	6	1	0	0	1	3	0	1	2	2	0	0	0	8	27	7	1	.282
March 22	at #23 Auburn *	34	6	8	6	0	0	2	2	0	0	0	2	0	1	0	11	27	11	2	.280
March 23	at #23 Auburn *	37	6	10	6	2	1	1	5	0	0	0	2	0	0	0	7	24	9	1	.280
March 26	Little Rock	23	11	6	11	0	0	4	8	0	1	1	4	0	1	0	5	21	6	0	.279
March 28	#8 LSU *	31	7	10	7	0	0	2	11	0	1	0	0	0	1	1	10	27	5	0	.281
March 29	#8 LSU *	37	4	9	4	5	0	0	5	0	0	0	0	1	0	0	14	30	11	0	.279
March 30	#8 LSU *	32	7	9	7	1	0	2	7	0	2	1	0	0	0	1	6	27	11	0	.279
April 2	Arkansas State	30	13	12	10	3	0	2	5	0	0	0	2	0	0	0	5	21	5	0	.283
April 4	Ole Miss *	30	5	7	5	0	0	2	4	0	0	0	0	0	0	1	5	27	4	0	.282
April 5	Ole Miss *	31	8	9	8	2	0	1	8	0	0	1	0	0	1	0	11	27	5	2	.282
April 6	Ole Miss *	34	7	11	6	1	0	2	8	0	2	0	1	0	0	2	6	27	5	1	.283
April 9	San Jose State	32	5	9	5	1	0	2	7	0	0	0	0	0	0	1	10	27	9	0	.283
April 10	San Jose State	34	8	14	8	3	0	1	4	0	1	0	1	2	2	0	5	27	9	0	.288
April 12	at #25 Alabama *	34	5	6	4	0	0	2	5	0	1	0	2	0	0	0	10	27	4	0	.284
April 13	at #25 Alabama *	37	3	6	3	1	0	3	1	0	2	0	0	0	0	0	9	27	7	1	.280
April 14	at #25 Alabama *	31	0	4	0	1	0	0	2	0	0	0	0	0	0	1	6	24	11	1	.276
April 16	Texas Tech	33	9	10	8	5	0	1	5	0	0	1	3	0	1	2	6	27	5	1	.277
April 17	Texas Tech	23	5	4	5	0	0	2	7	1	1	0	3	2	1	2	7	27	10	1	.275
	Totals	1191	258	327	239	59	3	55	201	3	30	8	46	10	14	29	259	976	275	25	.275



RECORD: 32-5 • HOME: 27-1 • AWAY: 3-3 • NEUTRAL: 2-1 • SEC: 12-3

Date	Opponent	IP	H	R	ER	BB	SO	2B	3B	HR	WP	BK	HBP	DP	IBB	Score	W	L	SV	ERA
Feb. 16	James Madison	9.0	5	4	4	3	12	1	0	1	0	0	1	0	0	6-4	1	0	1	4.00
Feb. 17	James Madison	8.0	6	5	5	3	6	0	0	0	0	0	3	0	0	15-5	2	0	2	4.76
Feb. 18	James Madison	9.0	10	7	6	6	16	1	0	1	3	0	1	0	0	3-7	2	1	2	5.19
Feb. 19	James Madison	9.0	4	0	0	1	9	0	0	0	0	0	1	1	0	4-0	3	1	2	3.86
Feb. 23	vs. #7 Oregon State	9.0	8	4	4	1	23	1	0	1	2	0	0	0	0	5-4	4	1	3	3.89
Feb. 24	vs. Oklahoma State	13.1	6	2	1	7	25	1	0	0	0	0	2	1	1	1-2	4	2	3	3.14
Feb. 25	vs. Michigan	9.0	5	3	1	2	11	1	0	0	0	0	1	1	0	4-3	5	2	4	2.85
Feb. 27	Grambling	7.0	4	1	1	2	11	1	0	0	0	0	0	2	0	21-1	6	2	4	2.70
March 1	Murray State	9.0	2	1	1	2	20	1	0	1	0	0	2	0	0	5-1	7	2	5	2.51
March 2	Murray State	8.0	3	1	1	1	14	0	0	1	0	0	0	1	0	11-1	8	2	5	2.39
March 3	Murray State	9.0	8	3	3	1	16	0	0	2	0	0	1	0	0	5-3	9	2	6	2.45
March 5	UCA	9.0	9	7	7	4	11	1	0	0	1	0	3	0	0	9-7	10	2	7	2.82
March 9	McNeese [DH-1]	9.0	8	1	1	5	15	0	0	0	1	0	0	0	0	3-1	11	2	8	2.68
March 9	McNeese [DH-2]	8.0	7	1	1	2	12	0	0	0	0	0	3	0	0	11-1	12	2	9	2.59
March 10	McNeese	7.0	6	5	5	3	7	1	1	1	0	1	1	0	0	18-5	13	2	9	2.79
March 12	Oral Roberts	9.0	9	2	2	2	10	1	0	0	0	0	0	2	0	4-2	14	2	10	2.74
March 15	Missouri *	9.0	4	0	0	1	12	2	0	0	1	0	0	0	0	8-0	15	2	10	2.57
March 16	Missouri *	9.0	1	0	0	5	12	0	0	0	0	0	2	1	0	6-0	16	2	10	2.43
March 17	Missouri *	9.0	3	1	1	4	13	0	0	1	0	0	1	1	0	9-1	17	2	10	2.35
March 21	at #23 Auburn *	9.0	3	0	0	2	17	0	0	0	1	0	1	1	0	1-0	18	2	11	2.23
March 22	at #23 Auburn *	9.0	10	5	4	6	12	4	0	0	1	1	1	0	0	6-5	19	2	12	2.32
March 23	at #23 Auburn *	8.0	10	8	8	6	6	2	0	3	0	0	1	1	0	6-8	19	3	12	2.59
March 26	Little Rock	7.0	2	0	0	0	6	0	0	0	0	0	0	0	0	11-0	20	3	12	2.50
March 28	#8 LSU	9.0	9	4	4	2	19	2	0	2	1	0	0	0	0	7-4	21	3	13	2.57
March 29	#8 LSU	10.0	9	3	3	3	12	0	0	0	0	0	1	2	0	4-3	22	3	13	2.57
March 30	#8 LSU	9.0	9	5	5	2	7	0	0	4	0	0	2	3	0	7-5	23	3	14	2.67
April 2	Arkansas State	7.0	1	0	0	4	13	0	0	0	0	0	0	0	0	13-0	24	3	14	2.59
April 4	Ole Miss *	9.0	5	2	2	5	15	0	0	0	0	0	1	0	0	5-2	25	3	15	2.57
April 5	Ole Miss *	9.0	6	3	3	5	11	0	0	2	1	0	1	2	0	8-3	26	3	15	2.58
April 6	Ole Miss *	9.0	9	4	4	4	15	2	0	0	0	0	0	0	0	7-4	27	3	16	2.63
April 9	San Jose State	9.0	2	1	1	1	10	0	0	1	0	0	0	0	0	5-1	28	3	16	2.58
April 10	San Jose State	9.0	4	2	2	3	10	1	0	1	0	1	0	0	0	8-2	29	3	16	2.56
April 12	at #25 Alabama *	9.0	6	3	3	4	9	0	0	0	0	0	0	0	0	5-3	30	3	17	2.57
April 13	at #25 Alabama *	9.0	8	4	3	3	8	3	0	2	0	0	4	1	0	3-4	30	4	17	2.59
April 14	at #25 Alabama *	8.0	10	5	4	2	4	3	0	1	2	0	2	2	0	0-5	30	5	17	2.64
April 16	Texas Tech	9.0	13	8	8	1	14	2	0	2	0	0	1	0	0	9-8	31	5	17	2.79
April 17	Texas Tech	9.0	6	4	3	4	6	2	0	1	0	0	0	3	0	5-4	32	5	18	2.79
	Totals	325.1	230	109	101	112	449	33	1	28	14	3	37	25	1	258-109	32	5	18	2.79

A ||| HITTERS



1 TY WILMSMEYER

SEASON HIGHS

Category	High	Opponent (Last)	Date
Hits	3	James Madison	2/17/24
Runs	2	3x (Missouri)	3/17/24
Doubles	1	#8 LSU	3/29/24
Triples	--	--	--
Home Runs	1	James Madison	2/17/24
RBI	5	James Madison	2/17/24
Walks	1	9x (Ole Miss)	4/5/24
Stolen Bases	1	vs. Oklahoma State	2/24/24

CAREER HIGHS

Category	High	Opponent (Last)	Date
Hits	4	vs. TCU	2/19/23
Runs	3	2x (at Texas A&M)	4/15/23
Doubles	2	2x (at FIU)	2/26/23
Triples	1	at South Carolina	3/25/23
Home Runs	2	Ole Miss	5/6/23
RBI	5	James Madison	2/17/24
Walks	2	4x (Lindenwood)	2/28/23
Stolen Bases	2	2x (Alabama)	4/23/23



3 NOLAN SOUZA

SEASON HIGHS

Category	High	Opponent (Last)	Date
Hits	3	3x (Ole Miss)	4/6/24
Runs	2	4x (Ole Miss)	4/6/24
Doubles	1	5x (San Jose State)	4/10/24
Triples	--	--	--
Home Runs	2	Missouri	3/15/24
RBI	5	Ole Miss	4/6/24
Walks	3	San Jose State	4/9/24
Stolen Bases	1	3x (at #23 Auburn)	3/21/24

CAREER HIGHS

Category	High	Opponent (Last)	Date
Hits	3	3x (Ole Miss)	4/6/24
Runs	2	4x (Ole Miss)	4/6/24
Doubles	1	4x (San Jose State)	4/9/24
Triples	--	--	--
Home Runs	2	Missouri	3/15/24
RBI	5	Ole Miss	4/6/24
Walks	3	San Jose State	4/9/24
Stolen Bases	1	3x (at #23 Auburn)	3/21/24



4 JACK WAGNER

SEASON HIGHS

Category	High	Opponent (Last)	Date
Hits	2	2x (Texas Tech)	4/16/24
Runs	2	San Jose State	4/10/24
Doubles	1	2x (Grambling)	2/27/24
Triples	--	--	--
Home Runs	1	3x (San Jose State)	4/10/24
RBI	2	Little Rock	3/26/24
Walks	1	6x (Texas Tech)	4/17/24
Stolen Bases	1	James Madison	2/16/24

CAREER HIGHS

Category	High	Opponent (Last)	Date
Hits	5	at California Baptist	4/14/23
Runs	4	2x (at California Baptist)	4/14/23
Doubles	2	Prairie View A&M	3/3/23
Triples	2	New Mexico State	4/21/23
Home Runs	2	2x (Grand Canyon)	5/6/23
RBI	5	2x (Grand Canyon)	5/6/23
Walks	3	vs. Texas Tech	5/24/19
Stolen Bases	2	at Belmont	2/14/20



5 KENDALL DIGGS

SEASON HIGHS

Category	High	Opponent (Last)	Date
Hits	3	Ole Miss	4/6/24
Runs	2	4x (at #23 Auburn)	3/23/24
Doubles	2	James Madison	2/18/24
Triples	1	at #23 Auburn	3/24/23
Home Runs	1	6x (#8 LSU)	3/28/24
RBI	3	#8 LSU	3/28/24
Walks	3	James Madison	2/17/24
Stolen Bases	1	3x (at #25 Alabama)	4/13/24

CAREER HIGHS

Category	High	Opponent (Last)	Date
Hits	3	6x (Ole Miss)	4/6/24
Runs	3	3x (at Georgia)	4/22/23
Doubles	2	4x (James Madison)	2/18/24
Triples	1	2x (at #23 Auburn)	3/24/23
Home Runs	1	21x (#8 LSU)	3/28/24
RBI	5	at Mississippi State	5/6/23
Walks	3	2x (James Madison)	2/17/24
Stolen Bases	1	5x (at #25 Alabama)	4/13/24



6 BEN McLAUGHLIN

SEASON HIGHS

Category	High	Opponent (Last)	Date
Hits	4	McNeese	3/10/24
Runs	3	2x (Arkansas State)	4/2/24
Doubles	1	8x (Texas Tech)	4/16/24
Triples	--	--	--
Home Runs	1	7x (Texas Tech)	4/16/24
RBI	3	4x (Arkansas State)	4/2/24
Walks	3	3x (Ole Miss)	4/5/24
Stolen Bases	--	--	--

CAREER HIGHS

Category	High	Opponent (Last)	Date
Hits	4	McNeese	3/10/24
Runs	3	2x (Arkansas State)	4/2/24
Doubles	1	11x (Texas Tech)	4/16/24
Triples	1	#16 Tennessee	4/16/23
Home Runs	1	9x (Texas Tech)	4/16/24
RBI	3	4x (Arkansas State)	4/2/24
Walks	3	3x (Ole Miss)	4/5/24
Stolen Bases	--	--	--



8 HUDSON WHITE

SEASON HIGHS

Category	High	Opponent (Last)	Date
Hits	3	at #23 Auburn	3/21/24
Runs	2	3x (McNeese)	3/10/24
Doubles	2	James Madison	2/17/24
Triples	--	--	--
Home Runs	1	James Madison	2/16/24
RBI	2	2x (Grambling)	2/27/24
Walks	2	4x (#8 LSU)	3/28/24
Stolen Bases	--	--	--

CAREER HIGHS

Category	High	Opponent (Last)	Date
Hits	5	at Kansas	4/2/22
Runs	5	at Kansas	4/2/22
Doubles	2	2x (James Madison)	2/17/24
Triples	--	--	--
Home Runs	2	Kansas	5/20/23
RBI	6	Kansas	5/20/23
Walks	4	New Mexico	3/15/22
Stolen Bases	1	6x (Iowa)	3/11/23



9 WEHIWA ALOY

SEASON HIGHS

Category	High	Opponent (Last)	Date
Hits	3	Little Rock	3/26/24
Runs	2	4x (Ole Miss)	4/5/24
Doubles	1	3x (Texas Tech)	4/16/24
Triples	--	--	--
Home Runs	1	9x (San Jose State)	4/9/24
RBI	4	3x (Little Rock)	3/26/24
Walks	3	#8 LSU	3/28/24
Stolen Bases	1	7x (Texas Tech)	4/17/24

CAREER HIGHS

Category	High	Opponent (Last)	Date
Hits	4	2x (at New Mexico State)	4/28/23
Runs	3	7x (Utah Tech)	5/18/23
Doubles	2	at Abilene Christian	3/26/23
Triples	1	5x (Utah Tech)	5/18/23
Home Runs	1	23x (San Jose State)	4/9/24
RBI	4	3x (UCA)	3/5/24
Walks	3	#8 LSU	3/28/24
Stolen Bases	1	9x (Texas Tech)	4/17/24



10 PEYTON STOVALL

SEASON HIGHS

Category	High	Opponent (Last)	Date
Hits	4	San Jose State	4/10/24
Runs	2	6x (Ole Miss)	4/5/24
Doubles	2	#8 LSU	3/29/24
Triples	--	--	--
Home Runs	1	6x (Texas Tech)	4/17/24
RBI	3	2x (vs. #8 LSU)	3/30/24
Walks	1	13x (Texas Tech)	4/17/24
Stolen Bases	1	2x (San Jose State)	4/10/24

CAREER HIGHS

Category	High	Opponent (Last)	Date
Hits	5	vs. #25 Auburn	6/21/22
Runs	4	UCA	4/5/22
Doubles	2	2x (#8 LSU)	3/29/24
Triples	1	Louisiana Tech	3/11/23
Home Runs	1	17 (Texas Tech)	4/17/24
RBI	4	3x (Texas A&M)	4/27/23
Walks	2	3x (vs. #9 Oklahoma State)	2/19/23
Stolen Bases	2	Grambling	2/21/23

A ||| HITTERS



12 JARED SPRAGUE-LOTT

SEASON HIGHS

Category	High	Opponent (Last)	Date
Hits	3	vs. Oklahoma State	2/24/24
Runs	2	6x (Texas Tech)	4/16/24
Doubles	2	vs. Oklahoma State	2/24/24
Triples	--	--	--
Home Runs	1	5x (at #25 Alabama)	4/13/24
RBI	3	at #23 Auburn	3/24/23
Walks	3	Ole Miss	4/6/24
Stolen Bases	1	2x (at #25 Alabama)	4/12/24

CAREER HIGHS

Category	High	Opponent (Last)	Date
Hits	3	18x (vs. Oklahoma State)	2/24/24
Runs	4	2x (at VCU)	5/12/23
Doubles	2	3x (vs. Oklahoma State)	2/24/24
Triples	1	5x (St. Bonaventure)	4/29/22
Home Runs	2	2x (St. Bonaventure)	5/5/23
RBI	5	Towson	4/11/21
Walks	3	5x (Ole Miss)	4/6/24
Stolen Bases	1	7x (at #25 Alabama)	4/12/24



13 JAYSON JONES

SEASON HIGHS

Category	High	Opponent (Last)	Date
Hits	2	2x (Texas Tech)	4/16/24
Runs	2	3x (McNeese)	3/9/24
Doubles	2	Texas Tech	4/16/24
Triples	--	--	--
Home Runs	2	Grambling	2/27/24
RBI	6	Grambling	2/27/24
Walks	2	San Jose State	4/9/24
Stolen Bases	1	Murray State	3/1/24

CAREER HIGHS

Category	High	Opponent (Last)	Date
Hits	2	4x (Texas Tech)	4/16/24
Runs	3	Little Rock	4/11/23
Doubles	2	Texas Tech	4/16/24
Triples	--	--	--
Home Runs	2	Grambling	2/27/24
RBI	6	Grambling	2/27/24
Walks	3	4x (vs. Lipscomb)	5/2/23
Stolen Bases	1	3x (Murray State)	3/1/24



14 ROSS LOVICH

SEASON HIGHS

Category	High	Opponent (Last)	Date
Hits	3	Grambling	2/27/24
Runs	2	4x (San Jose State)	4/10/24
Doubles	2	Murray State	3/2/24
Triples	1	Missouri	3/16/24
Home Runs	1	2x (Missouri)	3/15/24
RBI	4	McNeese	3/10/24
Walks	1	6x (Ole Miss)	4/6/24
Stolen Bases	1	2x (Ole Miss)	4/6/24

CAREER HIGHS

Category	High	Opponent (Last)	Date
Hits	4	2x (Georgia)	5/12/23
Runs	3	4x (Georgia)	5/12/23
Doubles	2	2x (Murray State)	3/2/24
Triples	1	3x (Missouri)	3/16/24
Home Runs	2	Mississippi State	4/30/22
RBI	4	2x (McNeese)	3/10/24
Walks	2	2x (vs. Illinois)	3/29/22
Stolen Bases	3	at Nicholls	2/19/22



16 HUDSON POLK

SEASON HIGHS

Category	High	Opponent (Last)	Date
Hits	1	3x (UCA)	3/5/25
Runs	2	Grambling	2/27/24
Doubles	--	--	--
Triples	--	--	--
Home Runs	1	Grambling	2/27/24
RBI	4	Grambling	2/27/24
Walks	1	4x (Oral Roberts)	3/12/24
Stolen Bases	--	--	--

CAREER HIGHS

Category	High	Opponent (Last)	Date
Hits	3	Pacific	4/16/22
Runs	2	3x (Grambling)	2/27/24
Doubles	1	3x (at Georgia)	4/21/23
Triples	1	Pacific	4/16/22
Home Runs	1	4x (Grambling)	2/27/24
RBI	4	Grambling	2/27/24
Walks	2	2x (at Oral Roberts)	4/26/22
Stolen Bases	1	UTSA	3/13/22



17 HUNTER GRIMES

SEASON HIGHS

Category	High	Opponent (Last)	Date
Hits	--	--	--
Runs	--	--	--
Doubles	--	--	--
Triples	--	--	--
Home Runs	--	--	--
RBI	--	--	--
Walks	--	--	--
Stolen Bases	--	--	--

CAREER HIGHS

Category	High	Opponent (Last)	Date
Hits	4	vs. Western Kentucky	5/24/19
Runs	4	vs. Western Kentucky	5/24/19
Doubles	1	2x (vs. Western Kentucky)	5/24/19
Triples	1	UNLV	3/14/23
Home Runs	2	at Louisiana Tech	4/5/19
RBI	3	2x (Little Rock)	4/11/23
Walks	3	Little Rock	4/11/23
Stolen Bases	--	--	--



18 REESE ROBINETT

SEASON HIGHS

Category	High	Opponent (Last)	Date
Hits	--	--	--
Runs	--	--	--
Doubles	--	--	--
Triples	--	--	--
Home Runs	--	--	--
RBI	--	--	--
Walks	--	--	--
Stolen Bases	--	--	--

CAREER HIGHS

Category	High	Opponent (Last)	Date
Hits	2	SEMO	3/21/23
Runs	2	2x (Omaha)	3/28/23
Doubles	--	--	--
Triples	--	--	--
Home Runs	1	2x (at #1 LSU)	3/24/23
RBI	3	at #1 LSU	3/24/23
Walks	1	Omaha	3/28/23
Stolen Bases	--	--	--



19 WILL EDMUNSON

SEASON HIGHS

Category	High	Opponent (Last)	Date
Hits	3	vs. #8 LSU	3/30/24
Runs	3	2x (Grambling)	2/27/24
Doubles	1	4x (Arkansas State)	4/2/24
Triples	--	--	--
Home Runs	1	Little Rock	3/26/24
RBI	2	2x (Little Rock)	3/26/24
Walks	2	Grambling	2/27/24
Stolen Bases	1	5x (vs. #8 LSU)	3/30/24

CAREER HIGHS

Category	High	Opponent (Last)	Date
Hits	3	vs. #8 LSU	3/30/24
Runs	3	2x (Grambling)	2/27/24
Doubles	1	4x (Arkansas State)	4/2/24
Triples	--	--	--
Home Runs	--	--	--
RBI	2	at #23 Auburn	3/22/24
Walks	2	Grambling	2/27/24
Stolen Bases	1	5x (vs. #8 LSU)	3/30/24



22 TY WAID

SEASON HIGHS

Category	High	Opponent (Last)	Date
Hits	--	--	--
Runs	--	--	--
Doubles	--	--	--
Triples	--	--	--
Home Runs	--	--	--
RBI	--	--	--
Walks	--	--	--
Stolen Bases	--	--	--

CAREER HIGHS

Category	High	Opponent (Last)	Date
Hits	--	--	--
Runs	--	--	--
Doubles	--	--	--
Triples	--	--	--
Home Runs	--	--	--
RBI	--	--	--
Walks	--	--	--
Stolen Bases	--	--	--



24 PEYTON HOLT

SEASON HIGHS

Category	High	Opponent (Last)	Date
Hits	3	2x (at #25 Alabama)	4/13/24
Runs	4	Grambling	2/27/24
Doubles	1	Oral Roberts	3/12/24
Triples	1	vs. #7 Oregon State	2/23/24
Home Runs	1	at #25 Alabama	4/13/24
RBI	1	9x (Texas Tech)	4/16/24
Walks	1	8x (Texas Tech)	4/17/24
Stolen Bases	1	3x (at #25 Alabama)	4/13/24

CAREER HIGHS

Category	High	Opponent (Last)	Date
Hits	3	4x (at #25 Alabama)	4/13/24
Runs	4	2x (Grambling)	2/27/24
Doubles	1	5x (Oral Roberts)	3/12/24
Triples	1	3x (vs. #7 Oregon State)	2/23/24
Home Runs	1	2x (at #12 Vanderbilt)	5/19/23
RBI	4	at #12 Vanderbilt	5/19/23
Walks	2	3x (Santa Clara)	6/2/23
Stolen Bases	1	9x (at #25 Alabama)	4/13/24



27 RYDER HELFRICK

SEASON HIGHS

Category	High	Opponent (Last)	Date
Hits	1	5x (Arkansas State)	4/2/24
Runs	3	James Madison	2/17/24
Doubles	1	Ole Miss	4/5/24
Triples	--	--	--
Home Runs	1	2x (at #23 Auburn)	3/22/24
RBI	1	3x (Ole Miss)	4/5/24
Walks	1	7x (Texas Tech)	4/17/24
Stolen Bases	--	--	--

CAREER HIGHS

Category	High	Opponent (Last)	Date
Hits	1	5x (Arkansas State)	4/2/24
Runs	3	James Madison	2/17/24
Doubles	1	Ole Miss	4/5/24
Triples	--	--	--
Home Runs	1	2x (at #23 Auburn)	3/22/24
RBI	1	3x (Ole Miss)	4/5/24
Walks	1	7x (Texas Tech)	4/17/24
Stolen Bases	--	--	--




44 PARKER ROWLAND

SEASON HIGHS

Category	High	Opponent (Last)	Date
Hits	1	3x (San Jose State)	4/10/24
Runs	1	McNeese	3/9/24
Doubles	--	--	--
Triples	--	--	--
Home Runs	--	--	--
RBI	--	--	--
Walks	3	vs. Michigan	2/25/24
Stolen Bases	--	--	--

CAREER HIGHS

Category	High	Opponent (Last)	Date
Hits	2	6x (Texas A&M)	4/27/23
Runs	2	2x (Texas A&M)	4/28/23
Doubles	1	3x (Illinois State)	3/1/23
Triples	--	--	--
Home Runs	1	2x (Louisiana Tech)	3/10/23
RBI	2	5x (Santa Clara)	6/2/23
Walks	3	vs. Michigan	2/25/24
Stolen Bases	--	--	--



11 JAEWOO CHO

SEASON HIGHS

Category	High	Opponent (Last)	Date
Innings	--	--	--
Longest Start	--	--	--
Shortest Start	--	--	--
Longest Relief	--	--	--
Hits	--	--	--
Runs	--	--	--
Earned Runs	--	--	--
Walks	--	--	--
Strikeouts	--	--	--

CAREER HIGHS

Category	High	Opponent (Last)	Date
Innings	--	--	--
Longest Start	--	--	--
Shortest Start	--	--	--
Longest Relief	--	--	--
Hits	--	--	--
Runs	--	--	--
Earned Runs	--	--	--
Walks	--	--	--
Strikeouts	--	--	--



20 GABE GAECKLE

SEASON HIGHS

Category	High	Opponent (Last)	Date
Innings	2.2	3x (Ole Miss)	4/6/24
Longest Start	--	--	--
Shortest Start	--	--	--
Longest Relief	2.2	3x (Ole Miss)	4/6/24
Hits	3	James Madison	2/18/24
Runs	3	2x (at #23 Auburn)	3/24/23
Earned Runs	3	2x (at #23 Auburn)	3/24/23
Walks	2	2x (at #23 Auburn)	3/24/23
Strikeouts	6	vs. Oklahoma State	2/24/24

CAREER HIGHS

Category	High	Opponent (Last)	Date
Innings	2.2	2x (McNeese)	3/9/24
Longest Start	--	--	--
Shortest Start	--	--	--
Longest Relief	2.2	2x (McNeese)	3/9/24
Hits	3	James Madison	2/18/24
Runs	3	2x (at #23 Auburn)	3/24/23
Earned Runs	3	2x (at #23 Auburn)	3/24/23
Walks	2	2x (at #23 Auburn)	3/24/23
Strikeouts	6	vs. Oklahoma State	2/24/24



21 MASON MOLINA

SEASON HIGHS

Category	High	Opponent (Last)	Date
Innings	6.0	at #25 Alabama	4/13/24
Longest Start	6.0	at #25 Alabama	4/13/24
Shortest Start	3.2	James Madison	2/18/24
Longest Relief	--	--	--
Hits	7	#8 LSU	3/29/24
Runs	4	McNeese	3/10/24
Earned Runs	4	McNeese	3/10/24
Walks	4	at #23 Auburn	3/24/23
Strikeouts	10	3x (Missouri)	3/17/24

CAREER HIGHS

Category	High	Opponent (Last)	Date
Innings	7.0	2x (Kansas)	5/18/23
Longest Start	7.0	2x (Kansas)	5/18/23
Shortest Start	2.2	at Oklahoma	4/14/23
Longest Relief	3.2	West Virginia	4/24/22
Hits	8	TCU	4/1/23
Runs	7	TCU	4/1/23
Earned Runs	7	TCU	4/1/23
Walks	5	at Oklahoma	4/14/23
Strikeouts	13	Kansas	5/18/23



25 BRADY TYGART

SEASON HIGHS

Category	High	Opponent (Last)	Date
Innings	6.0	vs. Oklahoma State	2/24/24
Longest Start	6.0	vs. Oklahoma State	2/24/24
Shortest Start	3.2	at #23 Auburn	3/22/24
Longest Relief	--	--	--
Hits	5	2x (at #25 Alabama)	4/14/24
Runs	4	vs. #8 LSU	3/30/24
Earned Runs	4	vs. #8 LSU	3/30/24
Walks	5	at #23 Auburn	3/22/24
Strikeouts	10	Murray State	3/2/24

CAREER HIGHS

Category	High	Opponent (Last)	Date
Innings	6.0	vs. Oklahoma State	2/24/24
Longest Start	6.0	vs. Oklahoma State	2/24/24
Shortest Start	1.0	Texas A&M	4/28/23
Longest Relief	3.2	Mississippi State	4/3/22
Hits	5	2x (at #25 Alabama)	4/14/24
Runs	4	3x (vs. #8 LSU)	3/30/24
Earned Runs	4	2x (vs. #8 LSU)	3/30/24
Walks	5	at #23 Auburn	3/22/24
Strikeouts	10	Murray State	3/2/24



26 TATE MCGUIRE

SEASON HIGHS

Category	High	Opponent (Last)	Date
Innings	1.0	Grambling	2/27/24
Longest Start	--	--	--
Shortest Start	--	--	--
Longest Relief	1.0	Grambling	2/27/24
Hits	3	Grambling	2/27/24
Runs	1	Grambling	2/27/24
Earned Runs	1	Grambling	2/27/24
Walks	2	James Madison	2/18/24
Strikeouts	3	Grambling	2/27/24

CAREER HIGHS

Category	High	Opponent (Last)	Date
Innings	1.0	Grambling	2/27/24
Longest Start	--	--	--
Shortest Start	--	--	--
Longest Relief	1.0	Grambling	2/27/24
Hits	3	Grambling	2/27/24
Runs	1	Grambling	2/27/24
Earned Runs	1	Grambling	2/27/24
Walks	2	James Madison	2/18/24
Strikeouts	3	Grambling	2/27/24



28 KOTY FRANK

SEASON HIGHS

Category	High	Opponent (Last)	Date
Innings	3.0	vs. #8 LSU	3/30/24
Longest Start	--	--	--
Shortest Start	--	--	--
Longest Relief	3.0	vs. #8 LSU	3/30/24
Hits	5	at #23 Auburn	3/22/24
Runs	2	4x (at #25 Alabama)	4/14/24
Earned Runs	2	2x (at #25 Alabama)	4/14/24
Walks	1	4x (Texas Tech)	4/17/24
Strikeouts	5	vs. Oklahoma State	2/24/24

CAREER HIGHS

Category	High	Opponent (Last)	Date
Innings	6.2	2x (BYU)	4/14/22
Longest Start	6.2	2x (BYU)	4/14/22
Shortest Start	4.0	Iowa	5/1/22
Longest Relief	4.2	Sam Houston	2/18/22
Hits	10	Michigan	3/25/22
Runs	6	Michigan	3/25/22
Earned Runs	6	Michigan	3/25/22
Walks	4	at Indiana	4/24/22
Strikeouts	10	vs. Northwestern State	3/4/22



31 DYLAN CARTER

SEASON HIGHS

Category	High	Opponent (Last)	Date
Innings	2.0	Little Rock	3/26/24
Longest Start	--	--	--
Shortest Start	--	--	--
Longest Relief	2.0	Little Rock	3/26/24
Hits	2	Oral Roberts	3/12/24
Runs	1	Oral Roberts	3/12/24
Earned Runs	1	Oral Roberts	3/12/24
Walks	1	Arkansas State	4/2/24
Strikeouts	2	Arkansas State	4/2/24

CAREER HIGHS

Category	High	Opponent (Last)	Date
Innings	4.2	#16 Tennessee	4/16/23
Longest Start	--	--	--
Shortest Start	--	--	--
Longest Relief	3.2	Alabama	4/2/23
Hits	6	#16 Tennessee	4/16/23
Runs	6	at #1 LSU	3/25/23
Earned Runs	5	at #1 LSU	3/25/23
Walks	3	at #1 LSU	3/25/23
Strikeouts	3	4x (#16 Tennessee)	4/16/23



32 HUNTER DIETZ

SEASON HIGHS

Category	High	Opponent (Last)	Date
Innings	0.2	vs. #8 LSU	3/30/24
Longest Start	--	--	--
Shortest Start	--	--	--
Longest Relief	0.2	vs. #8 LSU	3/30/24
Hits	1	vs. #8 LSU	3/30/24
Runs	0	2x (San Jose State)	4/9/24
Earned Runs	0	2x (San Jose State)	4/9/24
Walks	1	2x (San Jose State)	4/9/24
Strikeouts	1	2x (San Jose State)	4/9/24

CAREER HIGHS

Category	High	Opponent (Last)	Date
Innings	0.2	vs. #8 LSU	3/30/24
Longest Start	--	--	--
Shortest Start	--	--	--
Longest Relief	0.2	vs. #8 LSU	3/30/24
Hits	1	vs. #8 LSU	3/30/24
Runs	0	2x (San Jose State)	4/9/24
Earned Runs	0	2x (San Jose State)	4/9/24
Walks	1	2x (San Jose State)	4/9/24
Strikeouts	1	2x (San Jose State)	4/9/24

**33 HAGEN SMITH****SEASON HIGHS**

Category	High	Opponent (Last)	Date
Innings	6.0	7x (at #25 Alabama)	4/12/24
Longest Start	6.0	7x (at #25 Alabama)	4/12/24
Shortest Start	1.0	James Madison	2/16/24
Longest Relief	--	--	--
Hits	5	#8 LSU	3/28/24
Runs	3	James Madison	2/16/24
Earned Runs	3	James Madison	2/16/24
Walks	4	Ole Miss	4/4/24
Strikeouts	17	vs. #7 Oregon State	2/23/24

CAREER HIGHS

Category	High	Opponent (Last)	Date
Innings	7.0	2x (LSU)	4/15/22
Longest Start	7.0	2x (LSU)	4/15/22
Shortest Start	1.0	2x (James Madison)	2/16/24
Longest Relief	4.2	at #1 LSU	3/24/23
Hits	7	2x (Ole Miss)	4/30/22
Runs	8	#17 TCU	6/4/23
Earned Runs	8	#17 TCU	6/4/23
Walks	5	3x (at Mississippi State)	5/5/23
Strikeouts	17	vs. #7 Oregon State	2/23/24

**36 PARKER COIL****SEASON HIGHS**

Category	High	Opponent (Last)	Date
Innings	2.0	2x (San Jose State)	4/10/24
Longest Start	--	--	--
Shortest Start	--	--	--
Longest Relief	2.0	2x (San Jose State)	4/10/24
Hits	4	James Madison	2/17/24
Runs	4	James Madison	2/17/24
Earned Runs	4	James Madison	2/17/24
Walks	1	James Madison	2/17/24
Strikeouts	3	McNeese	3/9/24

CAREER HIGHS

Category	High	Opponent (Last)	Date
Innings	3.2	Army	3/7/23
Longest Start	3.2	Army	3/7/23
Shortest Start	2.0	vs. Lipscomb	5/2/23
Longest Relief	2.2	at Missouri State	4/25/23
Hits	6	Army	3/7/23
Runs	4	2x (James Madison)	2/17/24
Earned Runs	4	2x (James Madison)	2/17/24
Walks	3	vs. #15 TCU	2/18/23
Strikeouts	4	UNLV	3/14/23

**34 DIEGO RAMOS****SEASON HIGHS**

Category	High	Opponent (Last)	Date
Innings	--	--	--
Longest Start	--	--	--
Shortest Start	--	--	--
Longest Relief	--	--	--
Hits	--	--	--
Runs	--	--	--
Earned Runs	--	--	--
Walks	--	--	--
Strikeouts	--	--	--

CAREER HIGHS

Category	High	Opponent (Last)	Date
Innings	--	--	--
Longest Start	--	--	--
Shortest Start	--	--	--
Longest Relief	--	--	--
Hits	--	--	--
Runs	--	--	--
Earned Runs	--	--	--
Walks	--	--	--
Strikeouts	--	--	--

**37 JAKE FAHERTY****SEASON HIGHS**

Category	High	Opponent (Last)	Date
Innings	1.0	3x (San Jose State)	4/10/24
Longest Start	--	--	--
Shortest Start	--	--	--
Longest Relief	1.0	3x (San Jose State)	4/10/24
Hits	1	3x (McNeese)	3/9/24
Runs	1	2x (vs. Oklahoma State)	2/24/24
Earned Runs	1	vs. Oklahoma State	2/24/24
Walks	2	2x (McNeese)	3/9/24
Strikeouts	3	Arkansas State	4/2/24

CAREER HIGHS

Category	High	Opponent (Last)	Date
Innings	1.0	3x (San Jose State)	4/10/24
Longest Start	--	--	--
Shortest Start	--	--	--
Longest Relief	1.0	3x (San Jose State)	4/10/24
Hits	1	3x (McNeese)	3/9/24
Runs	3	Wright State	3/4/23
Earned Runs	3	Wright State	3/4/23
Walks	3	Wright State	3/4/23
Strikeouts	3	Arkansas State	4/2/24

A ||| PITCHERS



38 COLIN FISHER

SEASON HIGHS

Category	High	Opponent (Last)	Date
Innings	5.0	James Madison	2/19/24
Longest Start	5.0	James Madison	2/19/24
Shortest Start	1.0	Grambling	2/27/24
Longest Relief	2.2	at #23 Auburn	3/24/23
Hits	5	Texas Tech	4/17/24
Runs	3	Texas Tech	4/17/24
Earned Runs	3	Texas Tech	4/17/24
Walks	3	San Jose State	4/10/24
Strikeouts	6	vs. Oklahoma State	2/24/23

CAREER HIGHS

Category	High	Opponent (Last)	Date
Innings	5.0	James Madison	2/19/24
Longest Start	5.0	James Madison	2/19/24
Shortest Start	1.0	Grambling	2/27/24
Longest Relief	2.2	at #23 Auburn	3/24/23
Hits	5	Texas Tech	4/17/24
Runs	3	Texas Tech	4/17/24
Earned Runs	3	Texas Tech	4/17/24
Walks	3	San Jose State	4/10/24
Strikeouts	6	vs. Oklahoma State	2/24/23



40 BEN BYBEE

SEASON HIGHS

Category	High	Opponent (Last)	Date
Innings	5.0	San Jose State	4/9/24
Longest Start	5.0	San Jose State	4/9/24
Shortest Start	1.1	Texas Tech	4/16/24
Longest Relief	1.0	Arkansas State	4/2/24
Hits	6	Texas Tech	4/16/24
Runs	6	Texas Tech	4/16/24
Earned Runs	6	Texas Tech	4/16/24
Walks	1	Arkansas State	4/2/24
Strikeouts	5	Little Rock	3/26/24

CAREER HIGHS

Category	High	Opponent (Last)	Date
Innings	5.0	2x (San Jose State)	4/9/24
Longest Start	5.0	2x (San Jose State)	4/9/24
Shortest Start	0.2	Alabama	4/2/23
Longest Relief	2.0	2x (at Missouri State)	4/25/23
Hits	6	2x (Texas Tech)	4/16/24
Runs	6	Texas Tech	4/16/24
Earned Runs	6	Texas Tech	4/16/24
Walks	4	#16 Tennessee	4/16/23
Strikeouts	6	Little Rock	4/12/23



41 WILL McENTIRE

SEASON HIGHS

Category	High	Opponent (Last)	Date
Innings	5.2	James Madison	2/16/24
Longest Start	--	--	--
Shortest Start	--	--	--
Longest Relief	5.2	James Madison	2/16/24
Hits	5	McNeese	3/9/24
Runs	3	at #25 Alabama	4/12/24
Earned Runs	3	at #25 Alabama	4/12/24
Walks	2	#8 LSU	3/28/24
Strikeouts	8	#8 LSU	3/28/24

CAREER HIGHS

Category	High	Opponent (Last)	Date
Innings	9.0	Louisiana Tech	3/11/23
Longest Start	9.0	Louisiana Tech	3/11/23
Shortest Start	1.1	vs. #15 TCU	2/18/23
Longest Relief	6.0	#6 South Carolina	5/13/23
Hits	9	at #1 LSU	3/25/23
Runs	7	at #1 LSU	3/25/23
Earned Runs	7	at #1 LSU	3/25/23
Walks	4	2x (at #6 Oklahoma State)	6/5/22
Strikeouts	9	2x (#6 South Carolina)	5/13/23



45 GAGE WOOD

SEASON HIGHS

Category	High	Opponent (Last)	Date
Innings	2.1	3x (Texas Tech)	4/16/24
Longest Start	--	--	--
Shortest Start	--	--	--
Longest Relief	2.1	3x (Texas Tech)	4/16/24
Hits	3	2x (McNeese)	3/10/24
Runs	1	5x (Texas Tech)	4/16/24
Earned Runs	1	4x (Texas Tech)	4/16/24
Walks	1	3x (Ole Miss)	4/5/24
Strikeouts	5	Ole Miss	4/5/24

CAREER HIGHS

Category	High	Opponent (Last)	Date
Innings	3.1	#6 South Carolina	5/12/23
Longest Start	--	--	--
Shortest Start	--	--	--
Longest Relief	3.1	#6 South Carolina	5/12/23
Hits	3	6x (McNeese)	3/10/24
Runs	5	at #12 Vanderbilt	5/19/23
Earned Runs	5	at #12 Vanderbilt	5/19/23
Walks	3	at Mississippi State	5/5/23
Strikeouts	6	#16 Tennessee	4/15/23



46 CHRISTIAN FOUTCH

SEASON HIGHS

Category	High	Opponent (Last)	Date
Innings	2.0	2x (#8 LSU)	3/29/24
Longest Start	--	--	--
Shortest Start	--	--	--
Longest Relief	2.0	2x (#8 LSU)	3/29/24
Hits	3	James Madison	2/18/24
Runs	1	2x (at #25 Alabama)	4/13/24
Earned Runs	1	2x (at #25 Alabama)	4/13/24
Walks	2	at #25 Alabama	4/13/24
Strikeouts	2	3x (Texas Tech)	4/16/24

CAREER HIGHS

Category	High	Opponent (Last)	Date
Innings	2.0	4x (#8 LSU)	3/29/24
Longest Start	--	--	--
Shortest Start	--	--	--
Longest Relief	2.0	4x (#8 LSU)	3/29/24
Hits	6	Little Rock	4/12/23
Runs	4	Little Rock	4/12/23
Earned Runs	4	Little Rock	4/12/23
Walks	2	4x (at #25 Alabama)	4/13/24
Strikeouts	2	5x (Texas Tech)	4/16/24



49 STONE HEWLETT

SEASON HIGHS

Category	High	Opponent (Last)	Date
Innings	1.2	San Jose State	4/9/24
Longest Start	--	--	--
Shortest Start	--	--	--
Longest Relief	1.2	San Jose State	4/9/24
Hits	1	4x (Texas Tech)	4/17/24
Runs	1	2x (Texas Tech)	4/17/24
Earned Runs	1	2x (Texas Tech)	4/17/24
Walks	1	3x (at #25 Alabama)	4/13/24
Strikeouts	4	UCA	3/5/24

CAREER HIGHS

Category	High	Opponent (Last)	Date
Innings	3.1	2x (Oakland)	2/27/23
Longest Start	2.0	at Charleston Southern	3/8/22
Shortest Start	--	--	--
Longest Relief	3.1	2x (Oakland)	2/27/23
Hits	6	2x (Air Force)	4/26/22
Runs	6	2x (Air Force)	4/26/22
Earned Runs	6	2x (Air Force)	4/26/22
Walks	2	7x (Wichita State)	3/8/23
Strikeouts	4	2x (UCA)	3/5/24



48 COOPER DOSSETT

SEASON HIGHS

Category	High	Opponent (Last)	Date
Innings	2.2	Texas Tech	4/17/24
Longest Start	--	--	--
Shortest Start	--	--	--
Longest Relief	2.2	Texas Tech	4/17/24
Hits	2	at #23 Auburn	3/24/23
Runs	2	2x (at #23 Auburn)	3/24/23
Earned Runs	2	2x (at #23 Auburn)	3/24/23
Walks	1	2x (Texas Tech)	4/17/24
Strikeouts	3	Grambling	2/27/24

CAREER HIGHS

Category	High	Opponent (Last)	Date
Innings	2.2	Texas Tech	4/17/24
Longest Start	--	--	--
Shortest Start	--	--	--
Longest Relief	2.2	Texas Tech	4/17/24
Hits	2	2x (at #23 Auburn)	3/24/23
Runs	4	vs. #15 TCU	2/18/23
Earned Runs	4	vs. #15 TCU	2/18/23
Walks	3	vs. #15 TCU	2/18/23
Strikeouts	3	Grambling	2/27/24



51 JACK SMITH

SEASON HIGHS

Category	High	Opponent (Last)	Date
Innings	--	--	--
Longest Start	--	--	--
Shortest Start	--	--	--
Longest Relief	--	--	--
Hits	--	--	--
Runs	--	--	--
Earned Runs	--	--	--
Walks	--	--	--
Strikeouts	--	--	--

CAREER HIGHS

Category	High	Opponent (Last)	Date
Innings	--	--	--
Longest Start	--	--	--
Shortest Start	--	--	--
Longest Relief	--	--	--
Hits	--	--	--
Runs	--	--	--
Earned Runs	--	--	--
Walks	--	--	--
Strikeouts	--	--	--



61 ADAM HACHMAN

SEASON HIGHS

Category	High	Opponent (Last)	Date
Innings	--	--	--
Longest Start	--	--	--
Shortest Start	--	--	--
Longest Relief	--	--	--
Hits	--	--	--
Runs	--	--	--
Earned Runs	--	--	--
Walks	--	--	--
Strikeouts	--	--	--

CAREER HIGHS

Category	High	Opponent (Last)	Date
Innings	--	--	--
Longest Start	--	--	--
Shortest Start	--	--	--
Longest Relief	--	--	--
Hits	--	--	--
Runs	--	--	--
Earned Runs	--	--	--
Walks	--	--	--
Strikeouts	--	--	--



Record: 32-5 Home: 27-1 Away: 3-3 Neutral: 2-1 SEC: 12-3

Player	avg	gp-gs	ab	r	h	2b	3b	hr	rbi	tb	slg%	bb	hp	so	gdp	ob%	sf	sh	sb-att	po	a	e	fld%	
10 Peyton Stovall	.327	25-25	98	22	32	6	0	6	24	56	.571	13	3	20	0	.414	2	0	2-4	29	55	1	.988	
24 Peyton Holt	.324	24-19	71	15	23	1	1	1	9	29	.408	8	4	10	1	.422	0	0	3-4	23	26	2	.961	
3 Nolan Souza	.315	26-22	73	15	23	5	0	7	24	49	.671	14	2	21	1	.433	1	1	3-3	6	12	0	1.000	
6 Ben McLaughlin	.315	37-37	127	28	40	8	0	7	30	69	.543	32	2	19	5	.454	2	0	0-0	234	22	1	.996	
12 Jared Sprague-Lott	.309	27-27	94	26	29	6	0	5	16	50	.532	22	4	17	3	.458	0	2	2-2	23	35	6	.906	
19 Will Edmunson	.284	27-17	67	21	19	4	0	1	9	26	.388	9	4	7	2	.400	0	0	5-6	29	0	0	1.000	
9 Wehiwa Aloy	.279	37-37	136	31	38	3	0	9	36	68	.500	23	7	32	6	.402	3	0	7-7	31	65	3	.970	
5 Kendall Diggs	.264	34-34	129	25	34	8	1	6	22	62	.481	24	0	29	0	.377	1	0	3-5	41	3	1	.978	
14 Ross Lovich	.262	22-18	61	16	16	3	1	2	15	27	.443	7	6	17	2	.387	1	1	2-2	16	0	1	.941	
8 Hudson White	.247	25-24	89	13	22	8	0	1	12	33	.371	11	4	16	2	.352	1	0	0-1	250	12	1	.996	
1 Ty Wilmsmeyer	.209	30-25	86	13	18	1	0	1	12	22	.256	9	2	24	2	.299	0	2	1-2	49	2	0	1.000	

4 Jack Wagner	.323	12-9	31	7	10	2	0	3	8	21	.677	6	2	8	1	.439	2	0	1-1	10	1	2	.846	
13 Jayson Jones	.224	16-14	49	9	11	3	0	3	14	23	.469	6	3	13	1	.345	0	0	1-1	17	2	0	1.000	
44 Parker Rowland	.176	8-7	17	1	3	0	0	0	0	3	.176	6	0	5	0	.391	0	3	0-0	70	0	3	.959	
16 Hudson Polk	.150	8-5	20	4	3	0	0	1	5	6	.300	4	0	8	1	.280	1	0	0-0	11	0	0	1.000	
27 Ryder Helfrick	.140	16-13	43	12	6	1	0	2	3	13	.302	7	3	13	2	.302	0	1	0-0	117	9	1	.992	
Totals	.275	37	1191	258	327	59	3	55	239	557	.468	201	46	259	29	.395	14	10	30-38	976	275	25	.980	
Opponents	.198	37	1160	109	230	33	1	28	101	349	.301	112	37	449	17	.288	8	13	25-31	911	314	40	.968	

LOB - Team (294), Opp (246). DPs turned - Team (25), Opp (36). CI - Team (1), White 1, Opp (1). IBB - Team (3), Sprague-Lott 1, Wagner 1, McLaughlin 1, Opp (1). Picked off - Wilmsmeyer 1, White 1.

(All games Sorted by Earned run avg)

Player	era	w-l	app	gs	cg	sho	sv	ip	h	r	er	bb	so	2b	3b	hr	b/avg	wp	hp	bk	sfa	sha
33 Hagen Smith	1.53	7-0	9	9	0	0/2	0	47.0	22	8	8	17	89	1	0	4	.138	1	3	0	1	2
38 Colin Fisher	2.33	6-1	10	7	0	0/2	0	27.0	23	9	7	8	27	2	0	3	.230	0	3	1	0	2
25 Brady Tygart	2.59	3-1	9	9	0	0/1	1	41.2	29	12	12	21	52	1	0	4	.203	3	11	1	0	4
41 Will McEntire	2.70	2-0	18	0	0	0/3	4	40.0	33	14	12	7	51	7	0	2	.224	3	0	0	2	0
21 Mason Molina	3.32	3-0	9	9	0	0/0	0	43.1	27	16	16	21	65	4	0	6	.181	2	7	1	0	2

32 Hunter Dietz	0.00	0-0	2	0	0	0/0	0	1.0	1	0	0	2	2	0	0	0	.250	0	1	0	0	0
46 Christian Foutch	1.42	0-0	9	0	0	0/2	0	12.2	10	2	2	4	9	2	0	1	.233	2	2	0	1	0
37 Jake Faherty	1.69	0-0	9	0	0	0/1	1	5.1	3	2	1	6	11	1	0	0	.158	1	1	0	1	0
49 Stone Hewlett	1.86	1-0	16	0	0	0/2	3	9.2	4	2	2	3	18	1	0	1	.121	1	0	0	1	0
31 Dylan Carter	2.08	0-0	4	0	0	0/2	0	4.1	2	1	1	1	2	1	0	0	.143	0	0	0	1	0
45 Gage Wood	2.12	2-1	13	0	0	0/1	1	17.0	14	5	4	3	28	3	1	1	.215	0	3	0	0	1
28 Koty Frank	3.09	2-0	15	0	0	0/1	3	23.1	21	10	8	4	22	6	0	2	.244	0	4	0	1	1
20 Gabe Gaeckle	3.13	2-2	13	0	0	0/1	6	23.0	12	8	8	8	30	2	0	0	.145	1	0	0	0	0
48 Cooper Dossett	3.60	2-0	9	0	0	0/2	0	10.0	2	4	4	3	14	0	0	1	.065	0	1	0	0	0
26 Tate McGuire	5.40	0-0	2	0	0	0/0	0	1.2	3	1	1	2	4	1	0	0	.375	0	1	0	0	0
40 Ben Bybee	6.10	2-0	4	3	0	0/2	0	10.1	10	7	7	1	13	0	0	2	.250	0	0	0	0	0
36 Parker Coil	9.00	0-0	7	0	0	0/1	0	8.0	14	8	8	1	12	1	0	1	.389	0	0	0	0	1
Totals	2.79	32-5	37	37	0	6/6	18	325.1	230	109	101	112	449	33	1	28	.198	14	37	3	8	13
Opponents	6.70	5-32	37	37	0	1/1	1	303.2	327	258	226	201	259	59	3	55	.275	30	46	2	14	10

PB - Team (3), White 2, Helfrick 1, Opp (2). Pickoffs - Team (5), Molina 2, Tygart 1, Smith, H. 1, Fisher 1, Opp (2). SBA/ATT - White (14-16), Rowland (8-8), Molina (5-7), Helfrick (3-6), Tygart (4-5), Hewlett (4-4), Frank (2-2), Gaeckle (2-2), Smith, H. (2-2), McEntire (2-2), Foutch (1-2), Wood (2-2), Coil (1-1), Bybee (0-1), Dossett (0-1).

Record: 12-3 Home: 9-0 Away: 3-3 SEC: 12-3

Player	avg	gp-gs	ab	r	h	2b	3b	hr	rbi	tb	slg%	bb	hp	so	gdp	ob%	sf	sh	sb-att	po	a	e	fld%
10 Peyton Stovall	.310	15-15	58	10	18	5	0	3	10	32	.552	8	2	13	0	.406	1	0	1-2	20	37	0	1.000
9 Wehiwa Aloy	.283	15-15	53	12	15	0	0	5	12	30	.566	13	2	14	1	.429	2	0	3-3	13	30	2	.956
8 Hudson White	.267	12-12	45	4	12	2	0	0	3	14	.311	3	3	8	0	.353	0	0	0-1	126	6	1	.992
12 Jared Sprague-Lott	.265	14-14	49	11	13	2	0	4	10	27	.551	10	2	11	2	.410	0	1	1-1	13	16	0	1.000
3 Nolan Souza	.263	12-10	38	6	10	0	0	4	8	22	.579	4	1	12	1	.349	0	0	1-1	0	0	0	.000
5 Kendall Diggs	.210	15-15	62	9	13	2	1	3	10	26	.419	6	0	16	0	.279	0	0	1-3	19	1	0	1.000
6 Ben McLaughlin	.200	15-15	50	8	10	1	0	3	7	20	.400	16	0	8	1	.382	2	0	0-0	96	9	0	1.000
1 Ty Wilmsmeyer	.180	15-14	50	6	9	1	0	0	5	10	.200	3	1	13	1	.241	0	0	0-0	30	2	0	1.000

24 Peyton Holt	.273	4-3	11	1	3	0	0	1	1	6	.545	1	0	4	0	.333	0	0	1-1	6	2	0	1.000
19 Will Edmunson	.240	9-6	25	5	6	2	0	0	4	8	.320	2	1	3	0	.321	0	0	1-1	12	0	0	1.000
27 Ryder Helfrick	.200	5-4	15	3	3	1	0	1	2	7	.467	1	0	3	0	.250	0	0	0-0	27	2	1	.967
14 Ross Lovich	.182	8-7	22	6	4	0	1	1	5	9	.409	4	2	6	1	.357	0	0	1-1	7	0	1	.875
4 Jack Wagner	.167	2-2	6	1	1	0	0	1	1	4	.667	1	0	4	0	.286	0	0	0-0	0	0	0	.000
44 Parker Rowland	.000	2-2	4	0	0	0	0	0	0	0	.000	1	0	2	0	.200	0	0	0-0	22	0	2	.917
13 Jayson Jones	.000	1-1	2	0	0	0	0	0	0	0	.000	0	1	0	0	.333	0	0	0-0	0	0	0	.000
16 Hudson Polk	.000	1-0	2	0	0	0	0	0	0	0	.000	0	0	1	1	.000	0	0	0-0	0	0	0	.000
Totals	.238	15	492	82	117	16	2	26	78	215	.437	73	15	118	8	.350	5	1	10-14	402	113	9	.983
Opponents	.213	15	479	47	102	18	0	15	42	165	.344	54	17	172	9	.312	4	5	10-13	385	117	14	.973

LOB - Team (120), Opp (111). DPs turned - Team (14), Opp (11). CI - Team (1), White 1, Opp (1).

(SEC games only Sorted by Earned run avg)

Player	era	w-l	app	gs	cg	sho	sv	ip	h	r	er	bb	so	2b	3b	hr	b/avg	wp	hp	bk	sfa	sha	
33 Hagen Smith	1.20	5-0	5	5	0	0/2	0	30.0	16	4	4	10	49	1	0	2	.155	1	2	0	1	1	
41 Will McEntire	3.12	1-0	9	0	0	0/2	3	17.1	14	7	6	5	26	4	0	0	.219	1	0	0	1	0	
21 Mason Molina	3.16	1-0	5	5	0	0/0	0	25.2	19	9	9	13	32	2	0	4	.211	1	4	0	0	1	
25 Brady Tygart	4.15	0-1	5	5	0	0/1	0	21.2	18	10	10	14	24	1	0	3	.231	3	4	1	0	2	

45 Gage Wood	0.00	0-1	4	0	0	0/0	0	4.2	3	1	0	2	9	2	0	0	.188	0	3	0	0	0	
49 Stone Hewlett	0.00	1-0	7	0	0	0/0	2	2.1	1	0	0	2	5	1	0	0	.143	0	0	0	1	0	
37 Jake Faherty	0.00	0-0	2	0	0	0/0	0	0.2	0	0	0	0	1	0	0	0	.000	0	0	0	0	0	
32 Hunter Dietz	0.00	0-0	1	0	0	0/0	0	0.2	1	0	0	1	1	0	0	0	.333	0	1	0	0	0	
46 Christian Foutch	1.29	0-0	4	0	0	0/1	0	7.0	4	1	1	2	2	1	0	0	.174	1	1	0	1	0	
20 Gabe Gaeckle	4.00	1-1	6	0	0	0/1	2	9.0	5	4	4	3	10	2	0	0	.156	0	0	0	0	0	
28 Koty Frank	4.32	2-0	5	0	0	0/0	0	8.1	11	5	4	1	7	3	0	2	.344	0	2	0	0	1	
38 Colin Fisher	7.36	0-0	2	0	0	0/0	0	3.2	6	3	3	0	1	0	0	3	.375	0	0	0	0	0	
48 Cooper Dossett	7.71	1-0	3	0	0	0/1	0	2.1	2	2	2	1	3	0	0	1	.250	0	0	0	0	0	
36 Parker Coil	13.50	0-0	1	0	0	0/0	0	0.2	2	1	1	0	2	1	0	0	.500	0	0	0	0	0	
Totals	2.96	12-3	15	15	0	3/3	7	134.0	102	47	44	54	172	18	0	15	.213	7	17	1	4	5	
Opponents	5.19	3-12	15	15	0	1/1	1	128.1	117	82	74	73	118	16	2	26	.238	13	15	1	5	1	

Pickoffs - Team (2), Smith, H. 1, Molina 1. SBA/ATT - Rowland (5-5), White (4-5), Tygart (4-4), Molina (1-3), Helfrick (1-2), Smith, H. (2-2), Frank (2-2), McEntire (1-1), Dossett (0-1).



Score by innings	1	2	3	4	5	6	7	8	9	EX	Total
Arkansas	31	21	40	36	42	47	17	20	3	1	258
Opponents	7	11	15	8	13	17	16	12	8	2	109

Record when ...

Overall	32-5	After 6 leading	28-1
Conference	12-3 trailing	1-2
Non-Conference	20-2 tied	3-2
Home games	27-1	After 7 leading	25-1
Away games	3-3 trailing	1-3
Neutral site	2-1 tied	2-1
Day games	19-3	After 8 leading	22-1
Night games	13-2 trailing	0-4
vs Left starter	8-2 tied	3-0
vs Right starter	24-3		
1-Run games	7-2	Hit 0 home runs	6-3
2-Run games	7-1	... 1 home run	9-1
5+Run games	12-1	... 2+ home runs	17-1
Extra innings	1-2		
Shutouts	6-1	Opponent 0 home runs	18-1
	 1 home run	9-2
	 2+ HRs	5-2
Scoring 0-2 runs	1-2		
..... 3-5 runs	12-2		
..... 6-9 runs	12-1	Made 0 errors	20-0
..... 10+ runs	7-0 1 error	7-4
	 2+ errors	5-1
Opponent 0-2 runs	16-1		
..... 3-5 runs	14-2	Opp. made 0 errors	10-1
..... 6-9 runs	2-2 1 error	12-3
..... 10+ runs	0-0 2+ errors	10-1
Scored in 1st inning	13-1	Out-hit opponent	22-1
Opp. scored in 1st	5-0	Out-hit by opponent	6-2
Scores first	21-3	Hits are tied	4-2
Opp. scores first	11-2		

Record when team scores:

Runs	0	1	2	3	4	5	6	7	8	9	10+
W-L	0-1	1-1	0-0	1-2	4-0	7-0	3-1	3-0	3-0	3-0	7-0

Record when opponent scores:

Runs	0	1	2	3	4	5	6	7	8	9	10+
W-L	6-0	7-0	3-1	5-0	5-1	4-1	0-0	1-1	1-1	0-0	0-0

Record when leading after:

Inn.	1	2	3	4	5	6	7	8
W-L	11-1	17-1	22-1	26-1	26-2	28-1	25-1	22-1

Record when trailing after:

Inn.	1	2	3	4	5	6	7	8
W-L	3-0	3-1	6-2	3-2	2-2	1-2	1-3	0-4

Record when tied after:

Inn.	1	2	3	4	5	6	7	8
W-L	18-4	12-3	4-2	3-2	4-1	3-2	2-1	3-0

Current winning streak: 2
 Longest winning streak: 15
 Longest losing streak: 2

Home attendance : 265212 (27 dates avg = 9822)
 Away attendance : 65554 (9 dates avg = 7283)
 Total attendance: 330766 (36 dates avg = 9187)

A ||| MISCELLANEOUS STATS

Multiple Hit Games	2	3	4	5+	Total
6 Ben McLaughlin	8	2	1	-	11
12 Jared Sprague-Lott	9	1	-	-	10
10 Peyton Stovall	8	1	1	-	10
9 Wehiwa Aloy	8	1	-	-	9
5 Kendall Diggs	8	1	-	-	9
3 Nolan Souza	3	3	-	-	6
24 Peyton Holt	4	2	-	-	6
19 Will Edmunson	4	1	-	-	5
8 Hudson White	3	1	-	-	4
1 Ty Wilmsmeyer	3	1	-	-	4
14 Ross Lovich	3	1	-	-	4
13 Jayson Jones	2	-	-	-	2
4 Jack Wagner	2	-	-	-	2
TEAM	65	15	2	0	82

Multiple RBI Games	2	3	4	5+	Total
6 Ben McLaughlin	5	4	-	-	9
3 Nolan Souza	3	2	1	1	7
9 Wehiwa Aloy	1	3	3	-	7
5 Kendall Diggs	5	1	-	-	6
10 Peyton Stovall	4	2	-	-	6
14 Ross Lovich	3	1	1	-	5
12 Jared Sprague-Lott	4	1	-	-	5
1 Ty Wilmsmeyer	1	1	-	1	3
13 Jayson Jones	2	-	-	1	3
19 Will Edmunson	2	-	-	-	2
8 Hudson White	2	-	-	-	2
4 Jack Wagner	1	-	-	-	1
16 Hudson Polk	-	-	1	-	1
TEAM	33	15	6	3	57

Hitting Streaks	Longest	Current
9 Wehiwa Aloy	14	2
5 Kendall Diggs	11	-
12 Jared Sprague-Lott	8	-
6 Ben McLaughlin	7	3
10 Peyton Stovall	6	1
3 Nolan Souza	6	1
24 Peyton Holt	5	-
19 Will Edmunson	5	-
14 Ross Lovich	4	-
8 Hudson White	4	1
13 Jayson Jones	4	-
4 Jack Wagner	4	-
27 Ryder Helfrick	3	-
1 Ty Wilmsmeyer	3	-
16 Hudson Polk	2	-
44 Parker Rowland	2	-

Reached Base Streaks	Longest	Current
9 Wehiwa Aloy	27	27
10 Peyton Stovall	20	2
6 Ben McLaughlin	13	3
12 Jared Sprague-Lott	12	12
5 Kendall Diggs	12	-
3 Nolan Souza	11	1
1 Ty Wilmsmeyer	7	-
13 Jayson Jones	7	3
14 Ross Lovich	7	-
24 Peyton Holt	5	2
19 Will Edmunson	5	1
44 Parker Rowland	5	-
27 Ryder Helfrick	5	1
8 Hudson White	5	1
4 Jack Wagner	4	3
16 Hudson Polk	2	-

**Starting Lineup By Position
(Team W-L record when starter)**

PITCHER:		
33 Hagen Smith	9	(9-0)
21 Mason Molina	9	(6-3)
25 Brady Tygart	9	(7-2)
38 Colin Fisher	7	(7-0)
40 Ben Bybee	3	(3-0)
CATCHER:		
8 Hudson White	18	(15-3)
27 Ryder Helfrick	11	(9-2)
44 Parker Rowland	7	(7-0)
16 Hudson Polk	1	(1-0)
FIRST BASE:		
6 Ben McLaughlin	35	(31-4)
4 Jack Wagner	2	(1-1)
SECOND BASE:		
10 Peyton Stovall	22	(19-3)
3 Nolan Souza	8	(7-1)
24 Peyton Holt	7	(6-1)
THIRD BASE:		
12 Jared Sprague-Lot	27	(23-4)
24 Peyton Holt	7	(6-1)
3 Nolan Souza	3	(3-0)
SHORTSTOP:		
9 Wehiwa Aloy	37	(32-5)
LEFT FIELD:		
13 Jayson Jones	14	(13-1)
14 Ross Lovich	13	(12-1)
19 Will Edmunson	8	(7-1)
24 Peyton Holt	2	(0-2)
CENTER FIELD:		
1 Ty Wilmsmeyer	25	(20-5)
19 Will Edmunson	8	(8-0)
14 Ross Lovich	2	(2-0)
24 Peyton Holt	2	(2-0)
RIGHT FIELD:		
5 Kendall Diggs	33	(28-5)
14 Ross Lovich	2	(2-0)
19 Will Edmunson	1	(1-0)
24 Peyton Holt	1	(1-0)
DESIGNATED HITTER:		
3 Nolan Souza	11	(9-2)
4 Jack Wagner	7	(7-0)
8 Hudson White	6	(5-1)
16 Hudson Polk	4	(4-0)
10 Peyton Stovall	3	(3-0)
27 Ryder Helfrick	2	(1-1)
6 Ben McLaughlin	2	(1-1)
5 Kendall Diggs	1	(1-0)
14 Ross Lovich	1	(1-0)

**Starting Lineup By Lineup Spot
(Team W-L record when starter)**

LEADOFF:		
10 Peyton Stovall	20	(18-2)
19 Will Edmunson	5	(5-0)
8 Hudson White	4	(3-1)
5 Kendall Diggs	4	(2-2)
14 Ross Lovich	3	(3-0)
24 Peyton Holt	1	(1-0)
2ND SPOT:		
5 Kendall Diggs	12	(10-2)
9 Wehiwa Aloy	10	(9-1)
6 Ben McLaughlin	6	(6-0)
10 Peyton Stovall	4	(3-1)
8 Hudson White	3	(2-1)
24 Peyton Holt	1	(1-0)
3 Nolan Souza	1	(1-0)
3RD SPOT:		
9 Wehiwa Aloy	17	(15-2)
6 Ben McLaughlin	11	(10-1)
5 Kendall Diggs	5	(5-0)
12 Jared Sprague-Lot	4	(2-2)
CLEANUP:		
6 Ben McLaughlin	14	(10-4)
5 Kendall Diggs	7	(7-0)
9 Wehiwa Aloy	6	(5-1)
12 Jared Sprague-Lot	4	(4-0)
16 Hudson Polk	2	(2-0)
8 Hudson White	2	(2-0)
24 Peyton Holt	1	(1-0)
4 Jack Wagner	1	(1-0)
5TH SPOT:		
12 Jared Sprague-Lot	6	(6-0)
6 Ben McLaughlin	6	(6-0)
5 Kendall Diggs	5	(5-0)
14 Ross Lovich	4	(4-0)
27 Ryder Helfrick	4	(2-2)
3 Nolan Souza	3	(3-0)
4 Jack Wagner	3	(2-1)
8 Hudson White	2	(1-1)
9 Wehiwa Aloy	2	(1-1)
24 Peyton Holt	2	(2-0)
6TH SPOT:		
12 Jared Sprague-Lot	7	(7-0)
24 Peyton Holt	6	(5-1)
14 Ross Lovich	6	(5-1)
13 Jayson Jones	6	(5-1)
4 Jack Wagner	4	(4-0)
16 Hudson Polk	3	(3-0)
3 Nolan Souza	2	(0-2)
9 Wehiwa Aloy	1	(1-0)
8 Hudson White	1	(1-0)
10 Peyton Stovall	1	(1-0)
7TH SPOT:		
3 Nolan Souza	10	(10-0)
8 Hudson White	6	(6-0)
24 Peyton Holt	5	(2-3)
14 Ross Lovich	4	(4-0)
13 Jayson Jones	4	(4-0)
19 Will Edmunson	3	(3-0)
12 Jared Sprague-Lot	2	(1-1)
9 Wehiwa Aloy	1	(1-0)
5 Kendall Diggs	1	(0-1)
27 Ryder Helfrick	1	(1-0)
8TH SPOT:		
19 Will Edmunson	6	(5-1)
3 Nolan Souza	2	(2-1)

STARTERS SUMMARY

Player	GS	Position										Batting Order													
		p	c	1b	2b	3b	ss	lf	cf	rf	of	dh	1st	2nd	3rd	4th	5th	6th	7th	8th	9th				
6 Ben McLaughlin	37	.	.	35	2	.	.	6	11	14	6
9 Wehiwa Aloy	37	37	10	17	6	2	1	1	.	.
5 Kendall Diggs	34	33	.	.	1	4	12	5	7	5	.	1	.	.	.
12 Jared Sprague-	27	27	4	4	6	7	2	4	.	.
1 Ty Wilmsmeyer	25	25	25
10 Peyton Stovall	25	.	.	.	22	3	20	4	1	.	.	.
8 Hudson White	24	.	18	6	4	3	.	2	2	1	6	5	1	.
3 Nolan Souza	22	.	.	.	8	3	11	.	1	.	.	3	2	10	6	.	.
24 Peyton Holt	19	.	.	.	7	7	.	2	2	1	1	1	.	1	2	6	5	2	1	.
14 Ross Lovich	18	13	2	2	.	.	.	1	3	4	6	4	1	.	.
19 Will Edmunson	17	8	8	1	5	3	6	3
13 Jayson Jones	14	14	6	4	4	.
27 Ryder Helfrick	13	.	11	2	4	.	1	4	4	.
25 Brady Tygart	9	9
21 Mason Molina	9	9
33 Hagen Smith	9	9
4 Jack Wagner	9	.	.	2	7	.	.	.	1	3	4	.	1	.	
44 Parker Rowlan	7	.	7	4	3
38 Colin Fisher	7	7
16 Hudson Polk	5	.	1	4	.	.	.	2	.	3
40 Ben Bybee	3	3



#9 Wehiwa Aloy - 37 games (All games)

Date	Opponent	Pos	AB	R	H	RBI	2B	3B	HR	BB	SB	CS	HBP	SAC	SF	GDP	K	PO	A	E	Avg	
Feb 16	JAMES MADISON	*ss	3	1	0	0	0	0	0	1	0	0	0	0	0	0	2	2	4	0	.000	
Feb 17	JAMES MADISON	*ss	5	1	1	2	0	0	0	1	0	0	0	0	0	1	2	0	1	0	.125	
Feb 18	JAMES MADISON	*ss	5	1	2	1	1	0	0	0	0	0	0	0	0	0	1	0	2	0	.231	
Feb 19	JAMES MADISON	*ss	4	0	2	1	0	0	0	0	0	0	0	0	0	0	0	1	2	0	.294	
Feb 23	vs Oregon State	*ss	3	1	0	0	0	0	0	0	0	0	1	0	0	0	2	1	0	0	.250	
Feb 24	vs Oklahoma State	*ss	7	0	0	0	0	0	0	0	0	0	0	0	0	0	3	1	2	0	.185	
Feb 25	vs Michigan	*ss	3	1	0	0	0	0	0	0	1	0	1	0	0	0	1	4	2	0	.167	
Feb 27	GRAMBLING	*ss	3	1	1	0	1	0	0	0	0	0	0	0	0	0	0	0	0	0	.182	
Mar 01	MURRAY STATE	*ss	4	1	2	0	0	0	0	0	0	0	0	0	0	0	0	1	1	0	.216	
Mar 02	MURRAY STATE	*ss	5	1	0	0	0	0	0	0	0	0	0	0	0	0	0	0	1	1	.190	
Mar 03	MURRAY STATE	*ss	3	0	1	0	0	0	0	1	0	0	0	0	0	1	0	1	1	0	.200	
Mar 05	UCA	*ss	5	1	1	4	0	0	1	0	0	0	0	0	0	0	0	0	1	0	.200	
Mar 09	MCNEESE-1	*ss	4	0	1	1	0	0	0	0	0	0	0	0	0	1	2	1	0	0	.204	
Mar 09	MCNEESE-2	*ss	3	1	2	4	0	0	1	0	1	0	1	0	0	0	1	0	2	0	.228	
Mar 10	MCNEESE	*ss	4	2	1	1	0	0	0	1	0	0	0	0	0	0	1	0	0	0	.230	
Mar 12	ORAL ROBERTS	*ss	3	0	1	1	0	0	0	1	0	0	0	0	0	0	0	1	4	0	.234	
Mar 15	MISSOURI	*ss	3	1	0	0	0	0	0	1	0	0	0	0	0	0	0	0	1	0	.224	
Mar 16	MISSOURI	*ss	4	1	1	1	0	0	1	0	0	0	0	0	0	0	1	3	2	0	.225	
Mar 17	MISSOURI	*ss	3	0	2	3	0	0	0	1	0	0	0	0	1	0	0	0	5	0	.243	
Mar 21	at Auburn	*ss	2	1	1	1	0	0	1	1	0	0	1	0	0	0	0	0	0	0	.250	
Mar 22	at Auburn	*ss	4	1	1	0	0	0	0	0	0	0	1	0	0	0	1	1	2	0	.250	
Mar 23	at Auburn	*ss	5	0	1	0	0	0	0	0	0	0	0	0	0	0	0	2	2	0	.247	
Mar 26	LITTLE ROCK	*ss	3	2	3	4	0	0	1	1	1	0	0	0	0	0	0	0	1	0	.273	
Mar 28	LSU	*ss	2	1	1	0	0	0	0	3	1	0	0	0	0	0	1	0	2	0	.278	
Mar 29	LSU	*ss	5	0	1	0	0	0	0	0	0	0	0	0	0	0	2	1	2	0	.274	
Mar 30	LSU	*ss	4	1	1	1	0	0	1	1	1	0	0	0	0	0	1	0	2	0	.273	
Apr 02	ARKANSAS STAT	*ss	2	1	1	1	0	0	0	1	0	0	1	0	0	0	0	0	2	0	.277	
Apr 04	OLE MISS	*ss	4	2	2	3	0	0	1	0	0	0	0	0	0	1	0	1	2	0	.286	
Apr 05	OLE MISS	*ss	3	2	1	3	0	0	1	1	0	0	0	0	1	0	2	1	2	1	.287	
Apr 06	OLE MISS	*ss	4	1	2	0	0	0	0	1	1	0	0	0	0	0	2	0	1	1	.295	
Apr 09	SAN JOSE STATE	*ss	5	1	2	1	0	0	1	0	0	0	0	0	0	1	0	0	2	0	.299	
Apr 10	SAN JOSE STATE	*ss	2	1	0	1	0	0	0	2	0	0	0	0	1	0	1	1	3	0	.294	
Apr 12	at Alabama	*ss	4	1	1	0	0	0	0	1	0	0	0	0	0	0	2	2	0	0	.293	
Apr 13	at Alabama	*ss	4	0	0	0	0	0	0	1	0	0	0	0	0	0	2	1	4	0	.283	
Apr 14	at Alabama	*ss	2	0	0	0	0	0	0	2	0	0	0	0	0	0	0	0	1	3	0	.279
Apr 16	TEXAS TECH	*ss	5	1	1	1	1	0	0	0	0	0	0	0	0	0	2	2	1	0	.276	
Apr 17	TEXAS TECH	*ss	2	1	1	1	0	0	0	1	1	0	1	0	0	1	0	2	3	0	.279	
Totals		37gs	136	31	38	36	3	0	9	23	7	0	7	0	3	6	32	31	65	3	.279	

On base pct. .402 • Slugging pct. .500

#40 Ben Bybee - 4 appearances (All games)

Date	Opponent	GS	IP	H	R	ER	BB	SO	2B	3B	HR	WP	BK	HBP	IBB	Score	W-L	Sv	ERA	NP
Mar 26	LITTLE ROCK	*	3.0	1	0	0	0	5	0	0	0	0	0	0	0	11-0	1-0	0	0.00	49
Apr 02	ARKANSAS STAT	*	1.0	1	0	0	1	2	0	0	0	0	0	0	0	13-0	1-0	0	0.00	29
Apr 09	SAN JOSE STATE	*	5.0	2	1	1	0	4	0	0	1	0	0	0	0	5-1	2-0	0	1.00	55
Apr 16	TEXAS TECH	*	1.1	6	6	6	0	2	0	0	1	0	0	0	0	9-8	2-0	0	6.10	36
Totals		3	10.1	10	7	7	1	13	0	0	2	0	0	0	0	38-9	2-0	0	6.10	-

#31 Dylan Carter - 4 appearances (All games)

Date	Opponent	GS	IP	H	R	ER	BB	SO	2B	3B	HR	WP	BK	HBP	IBB	Score	W-L	Sv	ERA	NP
Mar 10	MCNEESE		0.2	0	0	0	0	0	0	0	0	0	0	0	0	18-5	0-0	0	0.00	7
Mar 12	ORAL ROBERTS		0.2	2	1	1	0	0	1	0	0	0	0	0	0	4-2	0-0	0	6.75	15
Mar 26	LITTLE ROCK		2.0	0	0	0	0	0	0	0	0	0	0	0	0	11-0	0-0	0	2.70	20
Apr 02	ARKANSAS STAT		1.0	0	0	0	1	2	0	0	0	0	0	0	0	13-0	0-0	0	2.08	20
Totals		0	4.1	2	1	1	1	2	1	0	0	0	0	0	0	46-7	0-0	0	2.08	-



INDIVIDUAL GAME-BY-GAME

#36 Parker Coil - 2 games (All games)

Date	Opponent	Pos	AB	R	H	RBI	2B	3B	HR	BB	SB	CS	HBP	SAC	SF	GDP	K	PO	A	E	Avg
Feb 17	JAMES MADISON	p	0	0	0	0	0	0	0	0	0	0	0	0	0	0	0	0	1	0	.000
Feb 27	GRAMBLING	p	0	0	0	0	0	0	0	0	0	0	0	0	0	0	0	0	1	0	.000
Totals		Ogs	0	0	0	0	0	0	0	0	0	0	0	0	0	0	0	0	2	0	.000

On base pct. .000 • Slugging pct. .000

#36 Parker Coil - 7 appearances (All games)

Date	Opponent	GS	IP	H	R	ER	BB	SO	2B	3B	HR	WP	BK	HBP	IBB	Score	W-L	Sv	ERA	NP
Feb 17	JAMES MADISON		0.2	4	4	4	1	1	0	0	0	0	0	0	0	15-5	0-0	0	54.00	24
Feb 17	GRAMBLING		2.0	1	0	0	0	1	0	0	0	0	0	0	0	21-1	0-0	0	13.50	23
Mar 09	MCNEESE-2		1.1	4	1	1	0	3	0	0	0	0	0	0	0	11-1	0-0	0	11.25	35
Apr 02	ARKANSAS STAT		0.1	0	0	0	0	1	0	0	0	0	0	0	0	13-0	0-0	0	10.38	4
Apr 06	OLE MISS		0.2	2	1	1	0	2	1	0	0	0	0	0	0	7-4	0-0	0	10.80	12
Apr 10	SAN JOSE STATE		2.0	3	2	2	0	2	0	0	1	0	0	0	0	8-2	0-0	0	10.29	28
Apr 16	TEXAS TECH		1.0	0	0	0	0	2	0	0	0	0	0	0	0	9-8	0-0	0	9.00	12
Totals		0	8.0	14	8	8	1	12	1	0	1	0	0	0	0	84-21	0-0	0	9.00	-

#32 Hunter Dietz - 2 appearances (All games)

Date	Opponent	GS	IP	H	R	ER	BB	SO	2B	3B	HR	WP	BK	HBP	IBB	Score	W-L	Sv	ERA	NP
Mar 30	LSU		0.2	1	0	0	1	1	0	0	0	0	0	0	1	7-5	0-0	0	0.00	20
Apr 09	SAN JOSE STATE		0.1	0	0	0	1	1	0	0	0	0	0	0	0	5-1	0-0	0	0.00	8
Totals		0	1.0	1	0	0	2	2	0	0	0	0	0	0	1	12-6	0-0	0	0.00	-

#5 Kendall Diggs - 34 games (All games)

Date	Opponent	Pos	AB	R	H	RBI	2B	3B	HR	BB	SB	CS	HBP	SAC	SF	GDP	K	PO	A	E	Avg
Feb 16	JAMES MADISON	*of	4	1	2	0	1	0	0	0	0	0	0	0	0	0	0	0	0	0	.500
Feb 17	JAMES MADISON	*of	3	0	1	2	0	0	0	3	0	0	0	0	0	0	1	2	0	0	.429
Feb 18	JAMES MADISON	*of	5	1	2	0	2	0	0	0	0	0	0	0	0	0	0	1	1	0	.417
Feb 19	JAMES MADISON	*of	3	1	1	0	0	0	0	1	0	0	0	0	0	0	0	3	0	0	.400
Feb 23	vs Oregon State	*of	2	1	1	0	0	0	0	2	0	0	0	0	0	0	1	0	0	0	.412
Feb 24	vs Oklahoma State	*of	6	0	2	1	0	0	0	1	0	0	0	0	0	0	1	4	0	0	.391
Feb 25	vs Michigan	*dh	4	1	1	1	1	0	0	1	0	0	0	0	0	0	0	0	0	0	.370
Feb 27	GRAMBLING	*of	3	1	2	2	1	0	0	0	0	0	0	0	0	0	0	0	0	0	.400
Mar 01	MURRAY STATE	*of	4	1	1	0	0	0	0	0	1	0	0	0	0	0	0	0	0	0	.382
Mar 02	MURRAY STATE	*of	3	1	1	1	0	0	1	2	0	0	0	0	0	0	2	2	0	0	.378
Mar 03	MURRAY STATE	*of	3	0	1	1	0	0	0	0	0	0	0	0	1	0	0	1	0	1	.375
Mar 05	UCA	*of	2	1	0	0	0	0	0	2	0	0	0	0	0	0	1	2	0	0	.357
Mar 09	MCNEESE-1	*of	4	0	0	0	0	0	0	0	0	0	0	0	0	0	2	1	1	0	.326
Mar 09	MCNEESE-2	*of	5	2	2	1	1	0	1	0	1	0	0	0	0	0	2	1	0	0	.333
Mar 10	MCNEESE	*of	3	2	2	2	0	0	0	2	0	0	0	0	0	0	0	1	0	0	.352
Mar 12	ORAL ROBERTS	*of	4	1	1	1	0	0	1	0	0	0	0	0	0	0	1	2	0	0	.345
Mar 15	MISSOURI	*of	4	2	2	2	0	0	1	0	0	0	0	0	0	0	0	0	0	0	.355
Mar 16	MISSOURI	*of	4	1	1	1	0	0	1	0	0	0	0	0	0	0	2	1	0	0	.348
Mar 17	MISSOURI	*of	4	1	1	1	1	0	0	1	0	0	0	0	0	0	1	3	0	0	.343
Mar 21	at Auburn	*of	4	0	0	0	0	0	0	0	0	0	0	0	0	0	3	0	0	0	.324
Mar 22	at Auburn	*of	5	1	0	0	0	0	0	0	0	0	0	0	0	0	1	2	1	0	.304
Mar 23	at Auburn	*of	5	0	2	2	1	1	0	0	0	0	0	0	0	0	0	2	0	0	.310
Mar 26	LITTLE ROCK	*of	2	0	0	0	0	0	0	2	0	0	0	0	0	0	1	0	0	0	.302
Mar 28	LSU	*of	5	1	1	3	0	0	1	0	0	0	0	0	0	0	2	1	0	0	.297
Mar 29	LSU	*of	4	0	1	0	0	0	0	1	0	0	0	0	0	0	0	0	0	0	.295
Mar 30	LSU	*of	2	0	0	0	0	0	0	2	0	1	0	0	0	0	0	2	0	0	.289
Apr 02	ARKANSAS STAT	*of	3	1	0	0	0	0	0	1	0	0	0	0	0	0	1	2	0	0	.280
Apr 04	OLE MISS	*of	3	0	0	0	0	0	0	1	0	0	0	0	0	0	1	0	0	0	.272
Apr 05	OLE MISS	*of	4	1	1	1	0	0	0	1	0	1	0	0	0	0	2	1	0	0	.271
Apr 06	OLE MISS	*of	5	1	3	0	0	0	0	0	0	0	0	0	0	0	1	0	0	0	.286
Apr 10	SAN JOSE STATE	*of	4	1	1	0	0	0	0	1	0	0	0	0	0	0	0	0	0	0	.284
Apr 12	at Alabama	*of	5	1	1	0	0	0	0	0	0	0	0	0	0	0	1	2	0	0	.281
Apr 13	at Alabama	*of	4	0	0	0	0	0	0	0	1	0	0	0	0	0	1	2	0	0	.272
Apr 14	at Alabama	*of	4	0	0	0	0	0	0	0	0	0	0	0	0	0	1	3	0	0	.264
Totals		34gs	129	25	34	22	8	1	6	24	3	2	0	0	1	0	29	41	3	1	.264

On base pct. .377 • Slugging pct. .481



#48 Cooper Dossett - 1 game (All games)

Date	Opponent	Pos	AB	R	H	RBI	2B	3B	HR	BB	SB	CS	HBP	SAC	SF	GDP	K	PO	A	E	Avg
Mar 05	UCA	p	0	0	0	0	0	0	0	0	0	0	0	0	0	0	0	1	0	0	.000
Totals		0gs	0	0	0	0	0	0	0	0	0	0	0	0	0	0	0	1	0	0	.000

On base pct. .000 • Slugging pct. .000

#48 Cooper Dossett - 9 appearances (All games)

Date	Opponent	GS	IP	H	R	ER	BB	SO	2B	3B	HR	WP	BK	HBP	IBB	Score	W-L	Sv	ERA	NP
Feb 27	GRAMBLING		1.0	0	0	0	0	3	0	0	0	0	0	0	0	21-1	0-0	0	0.00	17
Mar 02	MURRAY STATE		1.0	0	0	0	0	2	0	0	0	0	0	0	0	11-1	0-0	0	0.00	10
Mar 05	UCA		1.1	0	2	2	1	1	0	0	0	0	0	1	0	9-7	0-0	0	5.40	29
Mar 15	MISSOURI		1.0	0	0	0	0	2	0	0	0	0	0	0	0	8-0	0-0	0	4.15	7
Mar 22	at Auburn		1.1	0	0	0	1	1	0	0	0	0	0	0	0	6-5	1-0	0	3.18	16
Mar 23	at Auburn		0.0	2	2	2	0	0	0	0	1	0	0	0	0	6-8	1-0	0	6.35	8
Apr 02	ARKANSAS STAT		0.2	0	0	0	0	2	0	0	0	0	0	0	0	13-0	1-0	0	5.68	10
Apr 10	SAN JOSE STATE		1.0	0	0	0	0	1	0	0	0	0	0	0	0	8-2	1-0	0	4.91	12
Apr 17	TEXAS TECH		2.2	0	0	0	1	2	0	0	0	0	0	0	0	5-4	2-0	0	3.60	39
Totals		0	10.0	2	4	4	3	14	0	0	1	0	0	1	0	87-28	2-0	0	3.60	-

#19 Will Edmunson - 27 games (All games)

Date	Opponent	Pos	AB	R	H	RBI	2B	3B	HR	BB	SB	CS	HBP	SAC	SF	GDP	K	PO	A	E	Avg
Feb 16	JAMES MADISON	of	1	0	0	0	0	0	0	0	0	0	0	0	0	0	0	0	0	0	.000
Feb 17	JAMES MADISON	*of	4	3	1	0	0	0	0	0	0	0	1	0	0	0	0	1	0	0	.200
Feb 24	vs Oklahoma State	pr	0	0	0	0	0	0	0	0	1	0	0	0	0	0	0	0	0	0	.200
Feb 25	vs Michigan	*of	3	1	0	1	0	0	0	0	1	0	0	1	0	0	1	1	0	0	.125
Feb 27	GRAMBLING	*of	4	3	2	1	1	0	0	2	0	0	0	0	0	0	1	0	0	0	.250
Mar 01	MURRAY STATE	pr	0	0	0	0	0	0	0	0	1	0	0	0	0	0	0	0	0	0	.250
Mar 02	MURRAY STATE	*of	4	0	2	1	0	0	0	1	0	1	0	0	0	0	1	1	0	0	.312
Mar 03	MURRAY STATE	*of	4	1	1	0	0	0	0	0	1	0	0	0	0	0	0	2	0	0	.300
Mar 05	UCA	pr	0	1	0	0	0	0	0	0	0	0	0	0	0	0	0	0	0	0	.300
Mar 09	MCNEESE-1	ph/of	1	0	0	0	0	0	0	0	0	0	0	0	0	0	0	1	0	0	.286
Mar 09	MCNEESE-2	*of	5	1	1	0	0	0	0	0	0	0	0	0	0	0	2	1	0	0	.269
Mar 12	ORAL ROBERTS	pr	0	0	0	0	0	0	0	0	0	0	0	0	0	0	0	0	0	0	.269
Mar 21	at Auburn	of	0	0	0	0	0	0	0	0	0	0	0	0	0	0	0	0	0	0	.269
Mar 22	at Auburn	*of	3	1	1	2	0	0	0	0	0	0	1	0	0	0	0	1	0	0	.276
Mar 23	at Auburn	*of	4	1	1	1	1	0	0	1	0	0	0	0	0	0	1	0	0	0	.273
Mar 26	LITTLE ROCK	*of	4	1	1	2	0	0	1	0	0	0	0	0	0	0	0	4	0	0	.270
Mar 28	LSU	*of	3	0	0	0	0	0	0	0	0	0	0	0	0	0	0	0	0	0	.250
Mar 29	LSU	ph/of	3	1	0	0	0	0	0	0	0	0	0	0	0	0	1	1	0	0	.233
Mar 30	LSU	*of	3	2	3	0	1	0	0	1	1	0	0	0	0	0	0	3	0	0	.283
Apr 02	ARKANSAS STAT	*of	3	2	2	0	1	0	0	1	0	0	0	0	0	0	0	1	0	0	.306
Apr 05	OLE MISS	*of	4	0	1	1	0	0	0	0	0	0	0	0	0	0	0	2	0	0	.302
Apr 09	SAN JOSE STATE	*of/of	3	1	1	0	0	0	0	1	0	0	0	0	0	0	0	0	0	0	.304
Apr 10	SAN JOSE STATE	*of	4	1	2	0	0	0	0	0	0	0	0	0	0	0	0	4	0	0	.317
Apr 12	at Alabama	*of	4	0	0	0	0	0	0	0	0	0	0	0	0	0	0	1	4	0	.297
Apr 14	at Alabama	ph/of	1	0	0	0	0	0	0	0	0	0	0	0	0	0	0	1	0	0	.292
Apr 16	TEXAS TECH	*of	2	1	0	0	0	0	0	1	0	0	1	0	0	0	0	2	0	0	.284
Apr 17	TEXAS TECH	pr/of	0	0	0	0	0	0	0	0	0	0	0	0	0	0	0	0	0	0	.284
Totals		17gs	67	21	19	9	4	0	1	9	5	1	4	0	0	2	7	29	0	0	.284

On base pct. .400 • Slugging pct. .388

#37 Jake Faherty - 1 game (All games)

Date	Opponent	Pos	AB	R	H	RBI	2B	3B	HR	BB	SB	CS	HBP	SAC	SF	GDP	K	PO	A	E	Avg
Apr 13	at Alabama	p	0	0	0	0	0	0	0	0	0	0	0	0	0	0	0	0	0	1	.000
Totals		0gs	0	0	0	0	0	0	0	0	0	0	0	0	0	0	0	0	0	1	.000

On base pct. .000 • Slugging pct. .000



INDIVIDUAL GAME-BY-GAME

#37 Jake Faherty - 9 appearances (All games)

Date	Opponent	GS	IP	H	R	ER	BB	SO	2B	3B	HR	WP	BK	HBP	IBB	Score	W-L	Sv	ERA	NP
Feb 18	JAMES MADISON		1.0	1	1	0	0	1	0	0	0	0	0	0	0	3-7	0-0	0	0.00	20
Feb 23	vs Oregon State		0.2	0	0	0	0	2	0	0	0	1	0	0	0	5-4	0-0	1	0.00	10
Feb 24	vs Oklahoma State		0.1	1	1	1	2	1	1	0	0	0	0	1	0	1-2	0-0	1	4.50	20
Mar 09	MCNEESE-1		0.1	1	0	0	2	1	0	0	0	0	0	0	0	3-1	0-0	1	3.86	21
Apr 02	ARKANSAS STAT		1.0	0	0	0	1	3	0	0	0	0	0	0	0	13-0	0-0	1	2.70	15
Apr 06	OLE MISS		0.2	0	0	0	0	1	0	0	0	0	0	0	0	7-4	0-0	1	2.25	5
Apr 10	SAN JOSE STATE		1.0	0	0	0	0	2	0	0	0	0	0	0	0	8-2	0-0	1	1.80	12
Apr 13	at Alabama		0.0	0	0	0	0	0	0	0	0	0	0	0	0	3-4	0-0	1	1.80	3
Apr 17	TEXAS TECH		0.1	0	0	0	1	0	0	0	0	0	0	0	0	5-4	0-0	1	1.69	6
Totals		0	5.1	3	2	1	6	11	1	0	0	1	0	1	0	48-28	0-0	1	1.69	-

#38 Colin Fisher - 7 games (All games)

Date	Opponent	Pos	AB	R	H	RBI	2B	3B	HR	BB	SB	CS	HBP	SAC	SF	GDP	K	PO	A	E	Avg
Feb 19	JAMES MADISON	*p	0	0	0	0	0	0	0	0	0	0	0	0	0	0	0	0	1	1	.000
Feb 24	vs Oklahoma State	p	0	0	0	0	0	0	0	0	0	0	0	0	0	0	0	0	1	0	.000
Mar 05	UCA	*p	0	0	0	0	0	0	0	0	0	0	0	0	0	0	0	0	1	0	.000
Mar 12	ORAL ROBERTS	*p	0	0	0	0	0	0	0	0	0	0	0	0	0	0	0	0	2	0	.000
Mar 17	MISSOURI	p	0	0	0	0	0	0	0	0	0	0	0	0	0	0	0	1	0	0	.000
Apr 10	SAN JOSE STATE	*p	0	0	0	0	0	0	0	0	0	0	0	0	0	0	0	0	1	0	.000
Apr 17	TEXAS TECH	*p	0	0	0	0	0	0	0	0	0	0	0	0	0	0	0	0	1	0	.000
Totals		5gs	0	0	0	0	0	0	0	0	0	0	0	0	0	0	0	2	6	1	.000

On base pct. .000 • Slugging pct. .000

#38 Colin Fisher - 10 appearances (All games)

Date	Opponent	GS	IP	H	R	ER	BB	SO	2B	3B	HR	WP	BK	HBP	IBB	Score	W-L	Sv	ERA	NP
Feb 19	JAMES MADISON	*	5.0	3	0	0	0	4	0	0	0	0	0	1	0	4-0	1-0	0	0.00	63
Feb 24	vs Oklahoma State		2.1	2	1	0	1	6	0	0	0	0	0	0	1	1-2	1-1	0	0.00	39
Feb 27	GRAMBLING	*	1.0	0	0	0	1	1	0	0	0	0	0	0	0	21-1	2-1	0	0.00	12
Mar 05	UCA	*	3.0	4	2	2	0	4	0	0	0	0	0	2	0	9-7	3-1	0	1.59	47
Mar 12	ORAL ROBERTS	*	3.0	3	0	0	1	4	0	0	0	0	0	0	0	4-2	4-1	0	1.26	51
Mar 17	MISSOURI		1.0	2	1	1	0	0	0	0	1	0	0	0	0	9-1	4-1	0	1.76	11
Mar 23	at Auburn		2.2	4	2	2	0	1	0	0	2	0	0	0	0	6-8	4-1	0	2.50	39
Apr 02	ARKANSAS STAT	*	2.0	0	0	0	1	1	0	0	0	0	0	0	0	13-0	5-1	0	2.25	24
Apr 10	SAN JOSE STATE	*	3.0	0	0	0	3	3	0	0	0	0	1	0	0	8-2	6-1	0	1.96	65
Apr 17	TEXAS TECH	*	4.0	5	3	2	1	3	2	0	0	0	0	0	0	5-4	6-1	0	2.33	61
Totals		7	27.0	23	9	7	8	27	2	0	3	0	1	3	1	80-27	6-1	0	2.33	-

#46 Christian Foutch - 9 appearances (All games)

Date	Opponent	GS	IP	H	R	ER	BB	SO	2B	3B	HR	WP	BK	HBP	IBB	Score	W-L	Sv	ERA	NP
Feb 18	JAMES MADISON		1.1	3	1	1	0	2	0	0	1	1	0	0	0	3-7	0-0	0	6.75	25
Feb 27	GRAMBLING		1.0	0	0	0	1	1	0	0	0	0	0	0	0	21-1	0-0	0	3.86	13
Mar 15	MISSOURI		2.0	2	0	0	0	0	1	0	0	1	0	0	0	8-0	0-0	0	2.08	27
Mar 26	LITTLE ROCK		1.0	1	0	0	0	0	0	0	0	0	0	0	0	11-0	0-0	0	1.69	10
Mar 29	LSU		2.0	0	0	0	0	1	0	0	0	0	0	0	0	4-3	0-0	0	1.23	12
Apr 05	OLE MISS		1.1	1	0	0	0	0	0	0	0	0	0	0	0	8-3	0-0	0	1.04	19
Apr 09	SAN JOSE STATE		1.0	0	0	0	0	2	0	0	0	0	0	0	0	5-1	0-0	0	0.93	14
Apr 13	at Alabama		1.2	1	1	1	2	1	0	0	0	0	0	1	0	3-4	0-0	0	1.59	24
Apr 16	TEXAS TECH		1.1	2	0	0	1	2	1	0	0	0	0	1	0	9-8	0-0	0	1.42	36
Totals		0	12.2	10	2	2	4	9	2	0	1	2	0	2	0	72-27	0-0	0	1.42	-



#28 Koty Frank - 3 games (All games)

Date	Opponent	Pos	AB	R	H	RBI	2B	3B	HR	BB	SB	CS	HBP	SAC	SF	GDP	K	PO	A	E	Avg
Mar 09	MCNEESE-2	p	0	0	0	0	0	0	0	0	0	0	0	0	0	0	0	0	2	0	.000
Mar 30	LSU	p	0	0	0	0	0	0	0	0	0	0	0	0	0	0	0	1	0	0	.000
Apr 14	at Alabama	p	0	0	0	0	0	0	0	0	0	0	0	0	0	0	0	0	1	0	.000
Totals		ogs	0	0	0	0	0	0	0	0	0	0	0	0	0	0	0	1	3	0	.000

On base pct. .000 • Slugging pct. .000

#28 Koty Frank - 15 appearances (All games)

Date	Opponent	GS	IP	H	R	ER	BB	SO	2B	3B	HR	WP	BK	HBP	IBB	Score	W-L	Sv	ERA	NP
Feb 17	JAMES MADISON		2.1	0	0	0	0	1	0	0	0	0	0	0	0	15-5	0-0	1	0.00	33
Feb 19	JAMES MADISON		1.0	0	0	0	0	1	0	0	0	0	0	0	0	4-0	0-0	1	0.00	16
Feb 24	vs Oklahoma State		1.2	0	0	0	1	5	0	0	0	0	0	0	0	1-2	0-0	1	0.00	29
Feb 25	vs Michigan		1.0	3	2	1	0	1	0	0	0	0	0	0	0	4-3	0-0	2	1.50	32
Mar 01	MURRAY STATE		1.1	1	0	0	0	3	1	0	0	0	0	0	2	5-1	0-0	2	1.23	21
Mar 05	UCA		0.2	3	2	2	0	0	1	0	0	0	0	0	0	9-7	0-0	2	3.38	10
Mar 09	MCNEESE-2		2.2	0	0	0	0	1	0	0	0	0	0	0	0	11-1	0-0	3	2.53	28
Mar 12	ORAL ROBERTS		1.1	2	1	1	1	1	0	0	0	0	0	0	0	4-2	0-0	3	3.00	23
Mar 17	MISSOURI		0.2	0	0	0	0	2	0	0	0	0	0	0	0	9-1	0-0	3	2.84	8
Mar 22	at Auburn		2.0	5	2	1	0	2	2	0	0	0	0	0	0	6-5	0-0	3	3.07	32
Mar 30	LSU		3.0	2	1	1	0	2	0	0	1	0	0	0	0	7-5	1-0	3	3.06	29
Apr 05	OLE MISS		1.1	2	0	0	1	1	0	0	0	0	0	1	0	8-3	2-0	3	2.84	32
Apr 10	SAN JOSE STATE		2.0	1	0	0	0	2	1	0	0	0	0	0	0	8-2	2-0	3	2.57	29
Apr 14	at Alabama		1.1	2	2	2	0	0	1	0	1	0	0	1	0	0-5	2-0	3	3.22	19
Apr 17	TEXAS TECH		1.0	0	0	0	1	0	0	0	0	0	0	0	0	5-4	2-0	3	3.09	15
Totals		0	23.1	21	10	8	4	22	6	0	2	0	0	4	0	96-46	2-0	3	3.09	-

#20 Gabe Gaeckle - 2 games (All games)

Date	Opponent	Pos	AB	R	H	RBI	2B	3B	HR	BB	SB	CS	HBP	SAC	SF	GDP	K	PO	A	E	Avg
Feb 18	JAMES MADISON	p	0	0	0	0	0	0	0	0	0	0	0	0	0	0	0	0	1	0	.000
Mar 29	LSU	p	0	0	0	0	0	0	0	0	0	0	0	0	0	0	0	0	1	0	.000
Totals		ogs	0	0	0	0	0	0	0	0	0	0	0	0	0	0	0	0	2	0	.000

On base pct. .000 • Slugging pct. .000

#20 Gabe Gaeckle - 13 appearances (All games)

Date	Opponent	GS	IP	H	R	ER	BB	SO	2B	3B	HR	WP	BK	HBP	IBB	Score	W-L	Sv	ERA	NP
Feb 18	JAMES MADISON		2.0	3	3	3	1	2	0	0	0	1	0	0	0	3-7	0-1	0	13.50	29
Feb 24	vs Oklahoma State		2.2	0	0	0	1	6	0	0	0	0	0	0	0	1-2	0-1	0	5.79	39
Mar 01	MURRAY STATE		1.2	0	0	0	1	5	0	0	0	0	0	0	0	5-1	0-1	1	4.26	37
Mar 05	UCA		2.0	2	1	1	2	1	0	0	0	0	0	0	0	9-7	0-1	2	4.32	35
Mar 09	MCNEESE-1		2.2	1	0	0	0	3	0	0	0	0	0	0	0	3-1	0-1	3	3.27	35
Mar 12	ORAL ROBERTS		1.1	0	0	0	0	2	0	0	0	0	0	0	0	4-2	0-1	4	2.92	18
Mar 17	MISSOURI		1.0	0	0	0	0	0	0	0	0	0	0	0	0	9-1	0-1	4	2.70	8
Mar 21	at Auburn		1.0	0	0	0	0	2	0	0	0	0	0	0	0	1-0	0-1	5	2.51	14
Mar 23	at Auburn		0.0	1	3	3	2	0	1	0	0	0	0	0	0	6-8	0-2	5	4.40	14
Mar 29	LSU		2.2	2	0	0	0	3	0	0	0	0	0	0	0	4-3	0-2	5	3.71	48
Apr 06	OLE MISS		2.2	2	1	1	1	4	1	0	0	0	0	0	0	7-4	1-2	5	3.66	35
Apr 12	at Alabama		1.2	0	0	0	0	1	0	0	0	0	0	0	0	5-3	1-2	6	3.38	27
Apr 16	TEXAS TECH		1.2	1	0	0	0	1	0	0	0	0	0	0	0	9-8	2-2	6	3.13	24
Totals		0	23.0	12	8	8	8	30	2	0	0	1	0	0	0	66-47	2-2	6	3.13	-



INDIVIDUAL GAME-BY-GAME

#27 Ryder Helfrick - 16 games (All games)

Date	Opponent	Pos	AB	R	H	RBI	2B	3B	HR	BB	SB	CS	HBP	SAC	SF	GDP	K	PO	A	E	Avg	
Feb 17	JAMES MADISON	*c	3	3	1	1	0	0	1	1	0	0	1	0	0	1	0	6	1	0	.333	
Feb 23	vs Oregon State	*dh	3	1	0	0	0	0	0	0	0	0	0	1	0	0	0	0	0	0	.167	
Feb 24	vs Oklahoma State	*c	6	0	0	0	0	0	0	0	0	0	0	0	0	0	3	24	1	0	.083	
Feb 27	GRAMBLING	ph/d	1	1	1	0	0	0	0	1	0	0	0	0	0	0	0	0	0	0	.154	
Mar 02	MURRAY STATE	*c	3	0	0	0	0	0	0	1	0	0	0	0	0	1	0	13	1	0	.125	
Mar 05	UCA	*c	1	1	0	0	0	0	0	1	0	0	0	0	0	0	0	8	1	0	.118	
Mar 09	MCNEESE-2	*c	2	0	0	0	0	0	0	0	0	0	0	0	0	0	2	11	1	0	.105	
Mar 22	at Auburn	c	1	1	1	1	0	0	1	0	0	0	0	0	0	0	0	5	1	0	.150	
Mar 26	LITTLE ROCK	*c	2	2	0	0	0	0	0	0	0	0	2	0	0	0	0	1	6	0	.136	
Mar 30	LSU	*c	4	1	1	0	0	0	0	0	0	0	0	0	0	0	1	7	0	0	.154	
Apr 02	ARKANSAS STAT	*c	3	1	1	0	0	0	0	1	0	0	0	0	0	0	1	12	1	0	.172	
Apr 05	OLE MISS	*c	3	1	1	1	1	0	0	1	0	0	0	0	0	0	1	11	1	0	.188	
Apr 09	SAN JOSE STATE	*c	4	0	0	0	0	0	0	0	0	0	0	0	0	0	3	10	1	0	.167	
Apr 13	at Alabama	*dh	4	0	0	0	0	0	0	0	0	0	0	0	0	0	1	0	0	0	.150	
Apr 14	at Alabama	*c	3	0	0	0	0	0	0	0	0	0	0	0	0	0	0	4	0	1	.140	
Apr 17	TEXAS TECH	ph	0	0	0	0	0	0	0	1	0	0	0	0	0	0	0	0	0	0	.140	
Totals			13gs	43	12	6	3	1	0	2	7	0	0	3	1	0	2	13	117	9	1	.140

On base pct. .302 • Slugging pct. .302

#49 Stone Hewlett - 1 game (All games)

Date	Opponent	Pos	AB	R	H	RBI	2B	3B	HR	BB	SB	CS	HBP	SAC	SF	GDP	K	PO	A	E	Avg
Feb 19	JAMES MADISON	p	0	0	0	0	0	0	0	0	0	0	0	0	0	0	0	0	1	0	.000
Totals			0gs	0	0	0	0	0	0	0	0	0	0	0	0	0	0	0	1	0	.000

On base pct. .000 • Slugging pct. .000

#49 Stone Hewlett - 16 appearances (All games)

Date	Opponent	GS	IP	H	R	ER	BB	SO	2B	3B	HR	WP	BK	HBP	IBB	Score	W-L	Sv	ERA	NP
Feb 18	JAMES MADISON		0.1	0	0	0	0	1	0	0	0	0	0	0	0	3-7	0-0	0	0.00	4
Feb 19	JAMES MADISON		1.0	0	0	0	1	1	0	0	0	0	0	0	0	4-0	0-0	0	0.00	19
Feb 23	vs Oregon State		0.1	1	1	1	0	1	0	0	0	0	0	0	0	5-4	0-0	0	5.40	9
Feb 24	vs Oklahoma State		0.1	0	0	0	0	1	0	0	0	0	0	0	0	1-2	0-0	0	4.50	3
Mar 05	UCA		1.0	0	0	0	0	4	0	0	0	1	0	0	0	9-7	0-0	0	3.00	19
Mar 12	ORAL ROBERTS		0.2	1	0	0	0	1	0	0	0	0	0	0	0	4-2	0-0	0	2.45	10
Mar 22	at Auburn		0.1	0	0	0	0	1	0	0	0	0	0	0	0	6-5	0-0	0	2.25	6
Mar 23	at Auburn		0.1	0	0	0	0	1	0	0	0	0	0	0	0	6-8	0-0	0	2.08	7
Mar 26	LITTLE ROCK		1.0	0	0	0	0	1	0	0	0	0	0	0	0	11-0	0-0	0	1.69	8
Mar 28	LSU		0.1	0	0	0	0	1	0	0	0	0	0	0	0	7-4	0-0	1	1.59	6
Mar 29	LSU		0.1	0	0	0	0	1	0	0	0	0	0	0	0	4-3	1-0	1	1.50	6
Apr 04	OLE MISS		0.1	0	0	0	0	1	0	0	0	0	0	0	0	5-2	1-0	2	1.42	6
Apr 09	SAN JOSE STATE		1.2	0	0	0	0	2	0	0	0	0	0	0	0	5-1	1-0	2	1.12	23
Apr 12	at Alabama		0.1	0	0	0	1	0	0	0	0	0	0	0	0	5-3	1-0	2	1.08	10
Apr 13	at Alabama		0.1	1	0	0	1	0	1	0	0	0	0	0	0	3-4	1-0	2	1.04	12
Apr 17	TEXAS TECH		1.0	1	1	1	0	1	0	0	1	0	0	0	0	5-4	1-0	3	1.86	9
Totals			0	9.2	4	2	2	3	18	1	0	1	1	0	0	83-56	1-0	3	1.86	-



#24 Peyton Holt - 24 games (All games)

Date	Opponent	Pos	AB	R	H	RBI	2B	3B	HR	BB	SB	CS	HBP	SAC	SF	GDP	K	PO	A	E	Avg
Feb 16	JAMES MADISON	*2b	3	1	1	1	0	0	0	1	1	0	0	0	0	0	0	1	1	0	.333
Feb 17	JAMES MADISON	*2b	5	2	2	1	0	0	0	0	0	0	0	0	0	0	0	0	1	0	.375
Feb 18	JAMES MADISON	*3b	4	0	0	0	0	0	0	0	0	0	0	0	0	0	0	0	1	0	.250
Feb 19	JAMES MADISON	*2b	3	0	1	0	0	0	0	0	0	0	1	0	0	0	1	1	4	0	.267
Feb 23	vs Oregon State	*2b	3	1	1	1	0	1	0	0	0	0	1	0	0	0	0	0	2	0	.278
Feb 24	vs Oklahoma State	*2b	6	0	1	0	0	0	0	0	0	0	0	0	0	0	1	1	1	0	.250
Feb 25	vs Michigan	2b	0	0	0	0	0	0	0	0	0	0	0	0	0	0	0	1	0	1	.250
Feb 27	GRAMBLING	*2b	3	4	3	0	0	0	0	1	0	0	1	0	0	0	0	3	3	0	.333
Mar 01	MURRAY STATE	*2b	4	0	1	1	0	0	0	0	1	0	0	0	0	0	0	1	0	0	.323
Mar 02	MURRAY STATE	2b	1	0	0	0	0	0	0	0	0	0	0	0	0	0	0	1	2	0	.312
Mar 03	MURRAY STATE	2b	0	0	0	0	0	0	0	0	0	0	0	0	0	0	0	0	0	0	.312
Mar 05	UCA	*3b	4	1	1	0	0	0	0	0	0	0	0	0	0	0	0	1	4	0	.306
Mar 09	MCNEESE-1	ph/2	1	0	1	1	0	0	0	0	0	0	0	0	0	0	0	1	2	1	.324
Mar 09	MCNEESE-2	*3b	3	2	2	0	0	0	0	1	0	0	0	0	0	0	0	0	0	0	.350
Mar 12	ORAL ROBERTS	*3b	3	1	2	0	1	0	0	1	0	0	0	0	0	0	1	0	1	0	.372
Mar 16	MISSOURI	*3b	3	0	0	0	0	0	0	1	0	0	0	0	0	0	0	1	0	1	.348
Mar 21	at Auburn	ph	1	0	0	0	0	0	0	0	0	0	0	0	0	0	0	1	0	0	.340
Mar 26	LITTLE ROCK	*3b	2	1	0	1	0	0	0	1	0	1	1	0	0	0	0	0	2	0	.327
Apr 02	ARKANSAS STAT	*3b/2	4	0	2	1	0	0	0	0	0	0	0	0	0	0	0	0	0	0	.340
Apr 09	SAN JOSE STATE	*of	3	0	1	0	0	0	0	1	0	0	0	0	0	0	0	1	3	0	.339
Apr 13	at Alabama	*of	4	1	3	1	0	0	1	0	1	0	0	0	0	0	0	1	4	0	.367
Apr 14	at Alabama	*of	3	0	0	0	0	0	0	0	0	0	0	0	0	0	0	1	2	1	.349
Apr 16	TEXAS TECH	*of/of	5	0	1	1	0	0	0	0	0	0	0	0	0	0	0	1	2	0	.338
Apr 17	TEXAS TECH	*of/of	3	1	0	0	0	0	0	1	0	0	0	0	0	0	1	0	2	0	.324
Totals		19gs	71	15	23	9	1	1	1	8	3	1	4	0	0	1	10	23	26	2	.324

On base pct. .422 • Slugging pct. .408

#13 Jayson Jones - 16 games (All games)

Date	Opponent	Pos	AB	R	H	RBI	2B	3B	HR	BB	SB	CS	HBP	SAC	SF	GDP	K	PO	A	E	Avg
Feb 16	JAMES MADISON	*of	3	0	0	0	0	0	0	0	0	0	0	0	0	0	2	1	0	0	.000
Feb 19	JAMES MADISON	*of	4	0	1	1	0	0	0	0	0	0	0	0	0	0	0	2	0	0	.143
Feb 23	vs Oregon State	*of	3	0	1	1	0	0	0	1	0	0	0	0	0	0	1	0	0	0	.200
Feb 24	vs Oklahoma State	*of	5	0	0	0	0	0	0	1	0	0	0	0	0	0	0	1	0	1	.133
Feb 27	GRAMBLING	*of	5	2	2	6	0	0	2	0	0	0	0	0	0	0	0	1	0	0	.200
Mar 01	MURRAY STATE	*of	3	0	1	2	1	0	0	1	1	0	0	0	0	0	1	3	0	0	.217
Mar 02	MURRAY STATE	*of	3	2	1	2	0	0	0	1	0	0	0	0	0	0	0	1	0	0	.231
Mar 03	MURRAY STATE	*of	4	1	1	0	0	0	0	0	0	0	0	0	0	0	1	1	0	0	.233
Mar 05	UCA	*of	4	0	0	0	0	0	0	0	0	0	0	0	0	0	2	3	0	0	.206
Mar 09	MCNEESE-1	of	0	0	0	0	0	0	0	0	0	0	0	0	0	0	0	0	0	0	.206
Mar 09	MCNEESE-2	*of	4	2	1	1	0	0	1	0	0	0	0	0	0	0	2	1	0	0	.211
Mar 16	MISSOURI	*of	2	0	0	0	0	0	0	0	0	0	1	0	0	0	0	0	0	0	.200
Apr 02	ARKANSAS STAT	ph/of	1	0	0	0	0	0	0	0	0	0	0	0	0	0	1	0	0	0	.195
Apr 09	SAN JOSE STATE	*of	2	1	1	0	0	0	0	2	0	0	0	0	0	0	0	2	0	0	.209
Apr 16	TEXAS TECH	*of	4	1	2	0	2	0	0	0	0	0	0	0	0	0	0	1	1	0	.234
Apr 17	TEXAS TECH	*of/of	2	0	0	1	0	0	0	0	0	0	2	0	0	0	1	1	1	0	.224
Totals		14gs	49	9	11	14	3	0	3	6	1	0	3	0	0	1	13	17	2	0	.224

On base pct. .345 • Slugging pct. .469



INDIVIDUAL GAME-BY-GAME

#14 Ross Lovich - 22 games (All games)

Date	Opponent	Pos	AB	R	H	RBI	2B	3B	HR	BB	SB	CS	HBP	SAC	SF	GDP	K	PO	A	E	Avg	
Feb 16	JAMES MADISON	pr	0	0	0	0	0	0	0	0	0	0	0	0	0	0	0	0	0	0	.000	
Feb 18	JAMES MADISON	*of	3	0	1	0	0	0	0	1	0	0	0	0	0	0	0	1	0	0	.333	
Feb 25	vs Michigan	*of	4	0	0	0	0	0	0	0	0	0	0	0	0	1	2	3	0	0	.143	
Feb 27	GRAMBLING	ph/of	3	1	3	2	0	0	0	0	0	0	0	0	0	0	0	0	0	0	.400	
Mar 02	MURRAY STATE	*dh	4	2	2	2	2	0	0	0	0	0	1	0	0	0	2	0	0	0	.429	
Mar 05	UCA	*of	3	1	2	0	0	0	0	1	0	0	0	0	0	0	0	0	0	0	.471	
Mar 09	MCNEESE-1	*of	2	0	1	0	0	0	0	1	1	0	0	0	0	0	0	0	0	0	.474	
Mar 09	MCNEESE-2	ph	0	0	0	1	0	0	0	0	0	0	0	0	1	0	0	0	0	0	.474	
Mar 10	MCNEESE	*of	5	2	1	4	0	0	1	0	0	0	0	0	0	0	1	0	0	0	.417	
Mar 12	ORAL ROBERTS	*of	3	1	0	0	0	0	0	0	0	0	1	0	0	0	1	2	0	0	.370	
Mar 15	MISSOURI	*of	3	2	1	3	0	0	1	0	0	0	1	0	0	0	1	2	0	0	.367	
Mar 16	MISSOURI	*of/of	4	1	2	2	0	1	0	0	0	0	0	0	0	1	1	1	0	0	.382	
Mar 17	MISSOURI	*of	4	1	0	0	0	0	0	1	0	0	0	0	0	0	0	0	0	0	.342	
Mar 21	at Auburn	*of	3	0	0	0	0	0	0	0	0	0	0	0	0	0	2	1	0	1	.317	
Mar 26	LITTLE ROCK	*of	3	0	0	0	0	0	0	0	0	0	1	0	0	0	2	1	0	0	.295	
Mar 28	LSU	ph/of	0	0	0	0	0	0	0	1	0	0	0	0	0	0	0	0	0	0	.295	
Mar 29	LSU	*of	1	1	0	0	0	0	0	1	0	0	0	0	0	0	1	0	0	0	.289	
Apr 02	ARKANSAS STAT	*of	3	1	1	1	1	0	0	0	0	0	0	0	0	0	0	0	0	0	.292	
Apr 04	OLE MISS	*of	4	0	1	0	0	0	0	0	0	0	0	0	0	0	1	2	0	0	.288	
Apr 06	OLE MISS	*of	3	1	0	0	0	0	0	1	1	0	1	0	0	0	0	1	0	0	.273	
Apr 10	SAN JOSE STATE	*of	3	2	1	0	0	0	0	0	0	0	1	1	0	0	1	1	0	0	.276	
Apr 17	TEXAS TECH	*of	3	0	0	0	0	0	0	0	0	0	0	0	0	0	2	1	0	0	.262	
Totals			18gs	61	16	16	15	3	1	2	7	2	0	6	1	1	2	17	16	0	1	.262

On base pct. .387 • Slugging pct. .443

#41 Will McEntire - 8 games (All games)

Date	Opponent	Pos	AB	R	H	RBI	2B	3B	HR	BB	SB	CS	HBP	SAC	SF	GDP	K	PO	A	E	Avg	
Feb 16	JAMES MADISON	p	0	0	0	0	0	0	0	0	0	0	0	0	0	0	0	1	0	0	.000	
Feb 19	JAMES MADISON	p	0	0	0	0	0	0	0	0	0	0	0	0	0	0	0	0	1	0	0	.000
Feb 25	vs Michigan	p	0	0	0	0	0	0	0	0	0	0	0	0	0	0	0	0	1	0	0	.000
Mar 03	MURRAY STATE	p	0	0	0	0	0	0	0	0	0	0	0	0	0	0	0	1	0	0	.000	
Mar 09	MCNEESE-1	p	0	0	0	0	0	0	0	0	0	0	0	0	0	0	0	0	1	0	.000	
Mar 12	ORAL ROBERTS	p	0	0	0	0	0	0	0	0	0	0	0	0	0	0	0	0	1	0	.000	
Mar 21	at Auburn	p	0	0	0	0	0	0	0	0	0	0	0	0	0	0	0	1	0	0	.000	
Apr 04	OLE MISS	p	0	0	0	0	0	0	0	0	0	0	0	0	0	0	0	1	0	0	.000	
Totals			0gs	0	0	0	0	0	0	0	0	0	0	0	0	0	0	5	3	0	.000	

On base pct. .000 • Slugging pct. .000

#41 Will McEntire - 18 appearances (All games)

Date	Opponent	GS	IP	H	R	ER	BB	SO	2B	3B	HR	WP	BK	HBP	IBB	Score	W-L	Sv	ERA	NP
Feb 16	JAMES MADISON		5.2	3	1	1	1	6	1	0	0	0	0	0	0	6-4	1-0	0	1.59	71
Feb 19	JAMES MADISON		2.0	1	0	0	0	3	0	0	0	0	0	0	0	4-0	1-0	0	1.17	26
Feb 23	vs Oregon State		1.0	2	2	2	0	2	1	0	0	1	0	0	0	5-4	1-0	0	3.12	22
Feb 25	vs Michigan		3.0	2	1	0	1	0	1	0	0	0	0	0	0	4-3	1-0	0	2.31	35
Mar 02	MURRAY STATE		2.0	0	0	0	0	2	0	0	0	0	0	0	0	11-1	1-0	0	1.98	16
Mar 03	MURRAY STATE		3.2	3	1	1	0	5	0	0	1	0	0	0	0	5-3	1-0	1	2.08	43
Mar 09	MCNEESE-1		2.0	5	1	1	0	2	0	0	0	1	0	0	0	3-1	1-0	1	2.33	42
Mar 12	ORAL ROBERTS		2.0	1	0	0	0	2	0	0	0	0	0	0	0	4-2	1-0	1	2.11	34
Mar 16	MISSOURI		4.1	0	0	0	1	5	0	0	0	0	0	0	0	6-0	2-0	1	1.75	56
Mar 21	at Auburn		2.0	0	0	0	0	3	0	0	0	0	0	0	0	1-0	2-0	1	1.63	22
Mar 22	at Auburn		1.0	0	0	0	0	2	0	0	0	0	0	0	0	6-5	2-0	2	1.57	10
Mar 28	LSU		2.2	4	2	2	2	8	2	0	0	1	0	0	0	7-4	2-0	2	2.01	62
Mar 30	LSU		1.1	1	0	0	1	1	0	0	0	0	0	0	0	7-5	2-0	3	1.93	24
Apr 04	OLE MISS		2.2	1	0	0	1	3	0	0	0	0	0	0	0	5-2	2-0	3	1.78	51
Apr 06	OLE MISS		0.2	1	0	0	0	1	0	0	0	0	0	0	0	7-4	2-0	4	1.75	12
Apr 12	at Alabama		1.0	4	3	3	0	2	0	0	0	0	0	0	0	5-3	2-0	4	2.43	30
Apr 14	at Alabama		1.2	3	2	1	0	1	2	0	0	0	0	0	0	0-5	2-0	4	2.56	19
Apr 16	TEXAS TECH		1.1	2	1	1	0	3	0	0	1	0	0	0	0	9-8	2-0	4	2.70	25
Totals			0	40.0	33	14	12	7	51	7	0	2	3	0	0	95-54	2-0	4	2.70	-



#26 Tate McGuire - 2 appearances (All games)

Date	Opponent	GS	IP	H	R	ER	BB	SO	2B	3B	HR	WP	BK	HBP	IBB	Score	W-L	Sv	ERA	NP
Feb 18	JAMES MADISON		0.2	0	0	0	2	1	0	0	0	0	0	0	1	0	0	0	0.00	24
Feb 27	GRAMBLING		1.0	3	1	1	0	3	1	0	0	0	0	0	0	21-1	0-0	0	5.40	24
Totals		0	1.2	3	1	1	2	4	1	0	0	0	0	0	1	24-8	0-0	0	5.40	-

#6 Ben McLaughlin - 37 games (All games)

Date	Opponent	Pos	AB	R	H	RBI	2B	3B	HR	BB	SB	CS	HBP	SAC	SF	GDP	K	PO	A	E	Avg
Feb 16	JAMES MADISON	*1b	4	0	1	1	0	0	0	0	0	0	0	0	0	1	0	7	3	0	.250
Feb 17	JAMES MADISON	*1b	4	1	2	0	0	0	0	1	0	0	0	0	0	0	1	8	0	0	.375
Feb 18	JAMES MADISON	*dh	2	1	1	1	1	0	0	2	0	0	0	0	0	0	1	0	0	0	.400
Feb 19	JAMES MADISON	*1b	3	0	1	2	0	0	0	1	0	0	0	0	0	0	1	8	1	0	.385
Feb 23	vs Oregon State	*1b	3	0	1	3	1	0	0	0	0	0	1	0	0	0	0	0	3	0	.375
Feb 24	vs Oklahoma State	*1b	6	0	1	0	0	0	0	0	0	0	0	0	0	0	3	8	0	0	.318
Feb 25	vs Michigan	*1b	5	0	2	1	1	0	0	0	0	0	0	0	0	0	0	6	1	0	.333
Feb 27	GRAMBLING	*1b	2	1	0	0	0	0	0	1	0	0	0	0	0	1	0	4	0	0	.310
Mar 01	MURRAY STATE	*1b	2	1	0	1	0	0	0	2	0	0	0	0	0	0	0	2	1	0	.290
Mar 02	MURRAY STATE	*1b	4	3	2	0	0	0	0	1	0	0	0	0	0	0	0	6	0	0	.314
Mar 03	MURRAY STATE	*dh	3	0	1	0	0	0	0	1	0	0	0	0	0	0	1	0	0	0	.316
Mar 05	UCA	*1b	4	2	2	3	0	0	1	0	0	0	0	0	0	1	0	11	1	1	.333
Mar 09	MCNEESE-1	*1b	4	1	2	0	1	0	0	0	0	0	0	0	0	0	0	7	1	0	.348
Mar 09	MCNEESE-2	*1b	4	0	0	0	0	0	0	0	0	0	0	0	0	0	1	7	0	0	.320
Mar 10	MCNEESE	*1b	5	2	4	3	1	0	0	0	0	0	0	0	0	0	0	6	2	0	.364
Mar 12	ORAL ROBERTS	*1b	2	0	0	0	0	0	0	2	0	0	0	0	0	1	0	9	1	0	.351
Mar 15	MISSOURI	*1b	4	0	0	0	0	0	0	0	0	0	0	0	0	0	0	9	0	0	.328
Mar 16	MISSOURI	*1b	3	1	0	0	0	0	0	1	0	0	0	0	0	0	0	7	0	0	.312
Mar 17	MISSOURI	*1b	2	1	1	2	0	0	1	2	0	0	0	0	1	0	0	7	2	0	.318
Mar 21	at Auburn	*1b	4	0	1	0	0	0	0	0	0	0	0	0	0	0	0	5	2	0	.314
Mar 22	at Auburn	*1b	3	2	2	1	0	0	1	1	0	0	0	0	0	0	0	6	0	0	.329
Mar 23	at Auburn	*1b	2	1	0	0	0	0	0	3	0	0	0	0	0	0	1	9	0	0	.320
Mar 26	LITTLE ROCK	*1b	1	2	0	0	0	0	0	3	0	0	0	0	0	0	0	9	0	0	.316
Mar 28	LSU	*1b	3	0	1	1	0	0	0	1	0	0	0	0	1	0	1	5	0	0	.316
Mar 29	LSU	*1b	4	0	1	1	1	0	0	1	0	0	0	0	0	0	1	9	0	0	.313
Mar 30	LSU	*1b	5	0	0	0	0	0	0	0	0	0	0	0	0	0	2	8	1	0	.295
Apr 02	ARKANSAS STAT	*1b/3	4	3	3	3	0	1	0	0	0	0	0	0	0	0	0	5	1	0	.315
Apr 04	OLE MISS	*1b	2	1	0	0	0	0	0	2	0	0	0	0	0	0	0	3	2	0	.309
Apr 05	OLE MISS	*1b	2	1	1	0	0	0	0	3	0	0	0	0	0	0	0	4	0	0	.312
Apr 06	OLE MISS	*1b	4	0	0	0	0	0	0	1	0	0	0	0	0	0	2	4	1	0	.300
Apr 09	SAN JOSE STATE	*1b	4	1	1	1	0	0	1	0	0	0	0	0	0	0	0	1	10	0	.298
Apr 10	SAN JOSE STATE	*1b	5	0	2	2	1	0	0	0	0	0	0	0	0	0	1	6	1	0	.303
Apr 12	at Alabama	*1b	4	1	1	2	0	0	1	1	0	0	0	0	0	0	0	3	0	0	.301
Apr 13	at Alabama	*1b	4	0	0	0	0	0	0	0	0	0	0	0	0	0	1	8	0	0	.291
Apr 14	at Alabama	*1b	4	0	2	0	0	0	0	0	0	0	0	0	0	1	0	9	1	0	.298
Apr 16	TEXAS TECH	*1b	4	1	3	2	1	0	1	0	0	0	1	0	0	0	1	4	0	0	.312
Apr 17	TEXAS TECH	*1b	2	1	1	0	0	0	0	2	0	0	0	0	0	0	0	12	0	0	.315
Totals		37gs	127	28	40	30	8	0	7	32	0	0	2	0	2	5	19	234	22	1	.315

On base pct. .454 • Slugging pct. .543

#21 Mason Molina - 5 games (All games)

Date	Opponent	Pos	AB	R	H	RBI	2B	3B	HR	BB	SB	CS	HBP	SAC	SF	GDP	K	PO	A	E	Avg
Feb 25	vs Michigan	*p	0	0	0	0	0	0	0	0	0	0	0	0	0	0	0	0	1	0	.000
Mar 03	MURRAY STATE	*p	0	0	0	0	0	0	0	0	0	0	0	0	0	0	0	1	0	0	.000
Mar 10	MCNEESE	*p	0	0	0	0	0	0	0	0	0	0	0	0	0	0	0	0	2	0	.000
Mar 17	MISSOURI	*p	0	0	0	0	0	0	0	0	0	0	0	0	0	0	0	0	1	0	.000
Apr 05	OLE MISS	*p	0	0	0	0	0	0	0	0	0	0	0	0	0	0	0	0	0	1	.000
Totals		5gs	0	0	0	0	0	0	0	0	0	0	0	0	0	0	0	1	4	1	.000

On base pct. .000 • Slugging pct. .000



INDIVIDUAL GAME-BY-GAME

#21 Mason Molina - 9 appearances (All games)

Date	Opponent	GS	IP	H	R	ER	BB	SO	2B	3B	HR	WP	BK	HBP	IBB	Score	W-L	Sv	ERA	NP
Feb 18	JAMES MADISON	*	3.2	3	2	2	3	9	1	0	0	1	0	0	0	3-7	0-0	0	4.91	72
Feb 25	vs Michigan	*	5.0	0	0	0	1	10	0	0	0	0	0	1	0	4-3	1-0	0	2.08	81
Mar 03	MURRAY STATE	*	5.0	2	1	1	1	10	0	0	1	0	0	1	0	5-3	2-0	0	1.98	77
Mar 10	MCNEESE	*	4.0	3	4	4	3	4	1	0	1	0	1	1	0	18-5	2-0	0	3.57	77
Mar 17	MISSOURI	*	5.1	1	0	0	3	10	0	0	0	0	0	1	0	9-1	3-0	0	2.74	98
Mar 23	at Auburn	*	5.0	3	1	1	4	4	1	0	0	0	0	1	0	6-8	3-0	0	2.57	74
Mar 29	LSU	*	5.0	7	3	3	3	7	0	0	0	0	0	1	0	4-3	3-0	0	3.00	96
Apr 05	OLE MISS	*	4.1	3	3	3	3	5	0	0	2	1	0	0	0	8-3	3-0	0	3.38	83
Apr 13	at Alabama	*	6.0	5	2	2	0	6	1	0	2	0	0	1	0	3-4	3-0	0	3.32	101
Totals			9	43.1	27	16	16	21	65	4	0	6	2	1	7	60-37	3-0	0	3.32	-

#16 Hudson Polk - 8 games (All games)

Date	Opponent	Pos	AB	R	H	RBI	2B	3B	HR	BB	SB	CS	HBP	SAC	SF	GDP	K	PO	A	E	Avg
Feb 27	GRAMBLING	*c	4	2	1	4	0	0	1	1	0	0	0	0	0	0	1	11	0	0	.250
Mar 01	MURRAY STATE	*dh	3	1	1	0	0	0	0	1	0	0	0	0	0	0	1	0	0	0	.286
Mar 02	MURRAY STATE	ph	0	0	0	1	0	0	0	0	0	0	0	0	1	0	0	0	0	0	.286
Mar 05	UCA	*dh	3	1	1	0	0	0	0	1	0	0	0	0	0	0	1	0	0	0	.300
Mar 09	MCNEESE-1	ph	1	0	0	0	0	0	0	0	0	0	0	0	0	0	1	0	0	0	.273
Mar 12	ORAL ROBERTS	*dh	3	0	0	0	0	0	0	1	0	0	0	0	0	0	0	0	0	0	.214
Mar 17	MISSOURI	ph/d	2	0	0	0	0	0	0	0	0	0	0	0	0	1	1	0	0	0	.188
Apr 09	SAN JOSE STATE	*dh	4	0	0	0	0	0	0	0	0	0	0	0	0	0	3	0	0	0	.150
Totals		5gs	20	4	3	5	0	0	1	4	0	0	0	0	1	1	8	11	0	0	.150

On base pct. .280 • Slugging pct. .300

#44 Parker Rowland - 8 games (All games)

Date	Opponent	Pos	AB	R	H	RBI	2B	3B	HR	BB	SB	CS	HBP	SAC	SF	GDP	K	PO	A	E	Avg
Feb 19	JAMES MADISON	*c	3	0	0	0	0	0	0	1	0	0	0	0	0	0	0	9	0	0	.000
Feb 25	vs Michigan	*c	1	0	0	0	0	0	0	3	0	0	0	0	0	0	1	11	0	1	.000
Mar 09	MCNEESE-2	c	1	1	1	0	0	0	0	0	0	0	0	0	0	0	0	1	0	0	.200
Mar 12	ORAL ROBERTS	*c	2	0	1	0	0	0	0	1	0	0	0	1	0	0	0	10	0	0	.286
Mar 16	MISSOURI	*c	2	0	0	0	0	0	0	1	0	0	0	0	0	0	0	13	0	0	.222
Mar 22	at Auburn	*c	2	0	0	0	0	0	0	0	0	0	0	0	0	0	2	9	0	2	.182
Apr 10	SAN JOSE STATE	*c	3	0	1	0	0	0	0	0	0	0	0	1	0	0	1	11	0	0	.214
Apr 17	TEXAS TECH	*c	3	0	0	0	0	0	0	0	0	0	0	1	0	0	1	6	0	0	.176
Totals		7gs	17	1	3	0	0	0	0	6	0	0	0	3	0	0	5	70	0	3	.176

On base pct. .391 • Slugging pct. .176

#33 Hagen Smith - 6 games (All games)

Date	Opponent	Pos	AB	R	H	RBI	2B	3B	HR	BB	SB	CS	HBP	SAC	SF	GDP	K	PO	A	E	Avg
Mar 01	MURRAY STATE	*p	0	0	0	0	0	0	0	0	0	0	0	0	0	0	0	0	1	0	.000
Mar 15	MISSOURI	*p	0	0	0	0	0	0	0	0	0	0	0	0	0	0	0	0	2	0	.000
Mar 21	at Auburn	*p	0	0	0	0	0	0	0	0	0	0	0	0	0	0	0	1	0	0	.000
Mar 28	LSU	*p	0	0	0	0	0	0	0	0	0	0	0	0	0	0	0	0	1	0	.000
Apr 04	OLE MISS	*p	0	0	0	0	0	0	0	0	0	0	0	0	0	0	0	2	0	0	.000
Apr 12	at Alabama	*p	0	0	0	0	0	0	0	0	0	0	0	0	0	0	0	1	0	0	.000
Totals		6gs	0	0	0	0	0	0	0	0	0	0	0	0	0	0	0	4	4	0	.000

On base pct. .000 • Slugging pct. .000



#33 Hagen Smith - 9 appearances (All games)

Date	Opponent	GS	IP	H	R	ER	BB	SO	2B	3B	HR	WP	BK	HBP	IBB	Score	W-L	Sv	ERA	NP
Feb 16	JAMES MADISON	*	1.0	1	3	3	2	2	0	0	1	0	0	1	0	6-4	0-0	0	27.00	42
Feb 23	vs Oregon State	*	6.0	3	0	0	1	17	0	0	0	0	0	0	0	5-4	0-0	0	3.86	78
Mar 01	MURRAY STATE	*	6.0	1	1	1	1	12	0	0	1	0	0	0	0	5-1	1-0	0	2.77	81
Mar 09	MCNEESE-1	*	4.0	1	0	0	3	9	0	0	0	0	0	0	0	3-1	2-0	0	2.12	64
Mar 15	MISSOURI	*	6.0	2	0	0	1	10	1	0	0	0	0	0	0	8-0	3-0	0	1.57	100
Mar 21	at Auburn	*	6.0	3	0	0	2	12	0	0	0	1	0	1	0	1-0	4-0	0	1.24	87
Mar 28	LSU	*	6.0	5	2	2	0	10	0	0	2	0	0	0	0	7-4	5-0	0	1.54	97
Apr 04	OLE MISS	*	6.0	4	2	2	4	11	0	0	0	0	0	1	0	5-2	6-0	0	1.76	105
Apr 12	at Alabama	*	6.0	2	0	0	3	6	0	0	0	0	0	0	0	5-3	7-0	0	1.53	96
Totals			9	47.0	22	8	8	17	89	1	0	4	1	0	3	45-19	7-0	0	1.53	-

#3 Nolan Souza - 26 games (All games)

Date	Opponent	Pos	AB	R	H	RBI	2B	3B	HR	BB	SB	CS	HBP	SAC	SF	GDP	K	PO	A	E	Avg
Feb 18	JAMES MADISON	*2b	4	0	1	0	1	0	0	0	0	0	0	0	0	0	1	1	1	0	.250
Feb 25	vs Michigan	*2b	2	1	0	0	0	0	0	2	0	0	0	0	0	0	2	0	1	0	.167
Feb 27	GRAMBLING	ss	1	1	1	0	1	0	0	1	0	0	0	0	0	0	0	0	0	0	.286
Mar 02	MURRAY STATE	*2b	1	0	1	2	0	0	0	1	1	0	0	0	0	0	0	0	0	0	.375
Mar 03	MURRAY STATE	*2b	4	1	2	3	0	0	1	0	0	0	0	0	0	0	0	1	0	0	.417
Mar 05	UCA	*2b	3	0	0	0	0	0	0	0	0	0	1	0	0	0	0	0	2	0	.333
Mar 09	MCNEESE-1	*2b	1	1	0	0	0	0	0	1	1	0	0	0	0	0	0	1	0	0	.312
Mar 09	MCNEESE-2	*2b	4	0	3	0	0	0	0	0	0	0	0	0	0	0	0	2	1	0	.400
Mar 10	MCNEESE	*2b	2	2	0	1	0	0	0	2	0	0	0	0	0	0	2	0	1	0	.364
Mar 15	MISSOURI	*dh	4	2	3	3	0	0	2	0	0	0	0	0	0	0	0	0	0	0	.423
Mar 16	MISSOURI	*dh	3	0	0	0	0	0	0	0	0	0	1	0	0	0	2	0	0	0	.379
Mar 17	MISSOURI	*dh	2	0	0	0	0	0	0	0	0	0	0	0	0	0	0	0	0	0	.355
Mar 21	at Auburn	*dh	3	0	0	0	0	0	0	1	1	0	0	0	0	0	2	0	0	0	.324
Mar 22	at Auburn	ph	1	0	0	0	0	0	0	0	0	0	0	0	0	0	1	0	0	0	.314
Mar 23	at Auburn	*dh	4	1	1	0	0	0	0	1	0	0	0	0	0	0	1	0	0	0	.308
Mar 29	LSU	*dh	3	1	0	0	0	0	0	1	0	0	0	0	0	0	2	0	0	0	.286
Apr 02	ARKANSAS STAT	*dh	3	2	2	4	1	0	1	0	0	0	0	0	0	0	1	0	0	0	.311
Apr 04	OLE MISS	*dh	3	0	2	0	0	0	0	0	0	0	0	0	0	0	0	0	0	0	.333
Apr 05	OLE MISS	ph/d	3	0	1	0	0	0	0	0	0	0	0	0	0	0	1	0	0	0	.333
Apr 06	OLE MISS	*dh	5	2	3	5	0	0	2	0	0	0	0	0	0	1	0	0	0	0	.357
Apr 09	SAN JOSE STATE	*3b	2	0	1	2	1	0	0	3	0	0	0	0	0	0	0	1	1	3	.362
Apr 10	SAN JOSE STATE	*3b	5	0	1	2	1	0	0	0	0	0	0	0	0	0	1	0	2	0	.349
Apr 12	at Alabama	*dh	3	0	0	0	0	0	0	1	0	0	0	0	0	0	2	0	0	0	.333
Apr 14	at Alabama	*dh	4	0	0	0	0	0	0	0	0	0	0	0	0	0	0	1	0	0	.314
Apr 16	TEXAS TECH	ph	0	0	0	1	0	0	0	0	0	0	0	0	1	0	0	0	0	0	.314
Apr 17	TEXAS TECH	*3b	3	1	1	1	0	0	1	0	0	0	0	1	0	0	1	0	1	0	.315
Totals			22gs	73	15	23	24	5	0	7	14	3	0	2	1	1	21	6	12	0	.315

On base pct. .433 • Slugging pct. .671



INDIVIDUAL GAME-BY-GAME

#12 Jared Sprague-Lott - 27 games (All games)

Date	Opponent	Pos	AB	R	H	RBI	2B	3B	HR	BB	SB	CS	HBP	SAC	SF	GDP	K	PO	A	E	Avg
Feb 16	JAMES MADISON	*3b	2	1	2	2	0	0	1	2	0	0	0	0	0	0	0	2	1	0	1.000
Feb 17	JAMES MADISON	*3b	3	1	1	2	0	0	0	2	0	0	0	0	0	0	2	2	4	0	.600
Feb 19	JAMES MADISON	*3b	4	0	0	0	0	0	0	0	0	0	0	0	0	0	2	0	0	1	.333
Feb 23	vs Oregon State	*3b	3	1	1	0	0	0	0	0	0	0	1	0	0	0	0	0	1	0	.333
Feb 24	vs Oklahoma State	*3b	5	1	3	0	2	0	0	1	0	0	0	0	0	0	1	0	1	2	.412
Feb 25	vs Michigan	*3b	4	0	2	0	1	0	0	0	1	0	1	0	0	0	0	1	2	2	.429
Feb 27	GRAMBLING	*3b	3	2	2	1	1	0	0	2	0	0	0	0	0	0	0	0	2	0	.458
Mar 01	MURRAY STATE	*3b	4	1	1	0	0	0	0	0	0	0	0	0	0	0	0	1	0	0	.429
Mar 02	MURRAY STATE	*3b	4	2	2	1	0	0	0	1	0	0	0	0	0	0	0	0	2	0	.438
Mar 03	MURRAY STATE	*3b	4	1	1	0	0	0	0	0	0	0	0	0	0	0	0	2	0	0	.417
Mar 09	MCNEESE-1	*3b	3	1	1	0	0	0	0	0	0	0	0	1	0	0	1	0	4	0	.410
Mar 10	MCNEESE	*3b	3	2	0	0	0	0	0	2	0	0	0	0	0	0	0	2	1	0	.381
Mar 15	MISSOURI	*3b	4	0	0	0	0	0	0	0	0	0	0	0	0	0	0	1	2	0	.348
Mar 17	MISSOURI	*3b	5	1	2	0	0	0	0	0	0	0	0	0	0	0	0	0	1	0	.353
Mar 21	at Auburn	*3b	4	0	0	0	0	0	0	0	0	0	0	0	0	0	0	0	1	0	.327
Mar 22	at Auburn	*3b	3	0	0	1	0	0	0	1	0	0	0	0	0	0	2	1	2	0	.310
Mar 23	at Auburn	*3b	4	1	2	3	0	0	1	0	0	0	1	0	0	0	0	1	0	0	.323
Mar 28	LSU	*3b	4	2	1	0	0	0	0	1	0	0	0	0	0	1	1	0	1	0	.318
Mar 29	LSU	*3b	3	0	0	0	0	0	0	1	0	0	0	1	0	0	2	1	2	0	.304
Mar 30	LSU	*3b	2	1	0	0	0	0	0	2	0	0	0	0	0	0	1	1	3	0	.296
Apr 04	OLE MISS	*3b	4	1	1	2	0	0	1	0	0	0	0	0	0	0	2	0	0	0	.293
Apr 05	OLE MISS	*3b	4	1	2	2	1	0	0	0	0	0	0	0	0	0	1	3	1	0	.304
Apr 06	OLE MISS	*3b	2	1	0	0	0	0	0	3	0	0	0	0	0	1	0	1	2	0	.296
Apr 12	at Alabama	*3b	2	2	2	1	0	0	1	2	1	0	1	0	0	0	0	2	0	0	.313
Apr 13	at Alabama	*3b	4	1	1	1	0	0	1	0	0	0	0	0	0	0	1	0	0	0	.310
Apr 14	at Alabama	*3b	4	0	2	0	1	0	0	0	0	0	0	0	0	0	1	2	1	0	.319
Apr 16	TEXAS TECH	*3b	3	2	0	0	0	0	0	2	0	0	0	0	0	1	0	0	1	1	.309
Totals		27gs	94	26	29	16	6	0	5	22	2	0	4	2	0	3	17	23	35	6	.309

On base pct. .458 • Slugging pct. .532

#10 Peyton Stovall - 25 games (All games)

Date	Opponent	Pos	AB	R	H	RBI	2B	3B	HR	BB	SB	CS	HBP	SAC	SF	GDP	K	PO	A	E	Avg
Mar 09	MCNEESE-1	*dh	4	0	1	0	0	0	0	0	0	0	0	0	0	0	1	0	0	0	.250
Mar 09	MCNEESE-2	*dh	4	2	2	3	0	0	1	1	0	0	0	0	0	0	1	0	0	0	.375
Mar 10	MCNEESE	*dh	5	2	2	2	0	0	0	0	0	0	0	0	0	0	0	0	0	0	.385
Mar 12	ORAL ROBERTS	*2b	5	0	1	2	0	0	0	0	0	0	0	0	0	0	1	1	2	0	.333
Mar 15	MISSOURI	*2b	3	1	0	0	0	0	0	1	0	0	0	0	0	0	1	1	1	0	.286
Mar 16	MISSOURI	*2b	2	1	1	1	0	0	1	1	1	0	1	0	0	0	0	1	1	0	.304
Mar 17	MISSOURI	*2b	5	2	2	1	1	0	0	0	0	0	0	0	0	0	1	3	2	0	.321
Mar 21	at Auburn	*2b	2	0	0	0	0	0	0	1	0	1	1	0	0	0	0	1	4	0	.300
Mar 22	at Auburn	*2b	4	0	1	1	0	0	0	0	0	0	0	0	1	0	1	1	3	0	.294
Mar 23	at Auburn	*2b	5	1	2	0	0	0	0	0	0	0	0	0	0	0	2	0	6	0	.308
Mar 26	LITTLE ROCK	*2b	3	2	1	2	0	0	1	1	0	0	0	0	0	0	1	1	3	0	.310
Mar 28	LSU	*2b	4	0	2	1	0	0	0	1	0	0	0	0	0	0	2	2	0	0	.326
Mar 29	LSU	*2b	5	0	3	1	2	0	0	0	0	0	0	0	0	0	1	3	6	0	.353
Mar 30	LSU	*2b	4	1	2	3	0	0	1	1	0	0	0	0	0	0	1	3	5	0	.364
Apr 02	ARKANSAS STAT	*2b/d	3	2	0	0	0	0	0	1	0	0	1	0	0	0	0	0	1	0	.345
Apr 04	OLE MISS	*2b	3	1	1	0	0	0	0	1	0	0	0	0	0	0	0	1	0	0	.344
Apr 05	OLE MISS	*2b	3	2	1	0	0	0	0	1	0	0	0	0	0	0	0	1	0	0	.344
Apr 06	OLE MISS	*2b	4	0	1	1	1	0	0	1	0	0	0	0	0	0	1	1	1	0	.338
Apr 09	SAN JOSE STATE	*2b	5	1	2	1	0	0	0	0	0	0	0	0	0	0	1	1	3	0	.342
Apr 10	SAN JOSE STATE	*2b	4	1	4	2	1	0	0	0	1	0	0	0	1	0	0	3	3	0	.377
Apr 12	at Alabama	*2b	5	0	0	0	0	0	0	0	0	0	0	0	0	0	2	1	3	0	.354
Apr 13	at Alabama	*2b	5	1	2	1	1	0	1	0	0	0	0	0	0	0	0	1	1	0	.356
Apr 14	at Alabama	*2b	4	0	0	0	0	0	0	0	0	0	0	0	0	0	1	0	4	0	.341
Apr 16	TEXAS TECH	*2b	4	1	0	1	0	0	0	1	0	1	0	0	0	0	1	0	2	0	.326
Apr 17	TEXAS TECH	*2b	3	1	1	1	0	0	1	1	0	0	0	0	0	0	1	3	4	1	.327
Totals		25gs	98	22	32	24	6	0	6	13	2	2	3	0	2	0	20	29	55	1	.327

On base pct. .414 • Slugging pct. .571



#25 Brady Tygart - 5 games (All games)

Date	Opponent	Pos	AB	R	H	RBI	2B	3B	HR	BB	SB	CS	HBP	SAC	SF	GDP	K	PO	A	E	Avg
Feb 24	vs Oklahoma State	*p	0	0	0	0	0	0	0	0	0	0	0	0	0	0	0	0	2	0	.000
Mar 02	MURRAY STATE	*p	0	0	0	0	0	0	0	0	0	0	0	0	0	0	0	0	1	0	.000
Mar 22	at Auburn	*p	0	0	0	0	0	0	0	0	0	0	0	0	0	0	0	0	2	0	.000
Apr 06	OLE MISS	*p	0	0	0	0	0	0	0	0	0	0	0	0	0	0	0	2	0	0	.000
Apr 14	at Alabama	*p	0	0	0	0	0	0	0	0	0	0	0	0	0	0	0	1	0	0	.000
Totals		5gs	0	0	0	0	0	0	0	0	0	0	0	0	0	0	0	3	5	0	.000

On base pct. .000 • Slugging pct. .000

#25 Brady Tygart - 9 appearances (All games)

Date	Opponent	GS	IP	H	R	ER	BB	SO	2B	3B	HR	WP	BK	HBP	IBB	Score	W-L	Sv	ERA	NP
Feb 17	JAMES MADISON	*	5.0	2	1	1	2	4	0	0	0	0	0	0	3	15-5	1-0	0	1.80	78
Feb 24	vs Oklahoma State	*	6.0	3	0	0	2	6	0	0	0	0	0	1	0	1-2	1-0	0	0.82	78
Mar 02	MURRAY STATE	*	5.0	3	1	1	1	10	0	0	1	0	0	0	0	11-1	2-0	0	1.12	76
Mar 09	MCNEESE-2	*	4.0	3	0	0	2	8	0	0	0	0	0	0	3	11-1	3-0	0	0.90	88
Mar 16	MISSOURI	*	4.2	1	0	0	4	7	0	0	0	0	0	2	0	6-0	3-0	0	0.73	87
Mar 22	at Auburn	*	3.2	3	3	3	5	4	1	0	0	1	1	0	0	6-5	3-0	0	1.59	76
Mar 30	LSU	*	4.0	5	4	4	0	3	0	0	3	0	0	1	0	7-5	3-0	0	2.51	68
Apr 06	OLE MISS	*	4.1	4	2	2	3	7	0	0	0	0	0	0	0	7-4	3-0	0	2.70	82
Apr 14	at Alabama	*	5.0	5	1	1	2	3	0	0	0	2	0	1	0	0-5	3-1	0	2.59	87
Totals		9	41.2	29	12	12	21	52	1	0	4	3	1	11	0	64-28	3-1	0	2.59	-

#4 Jack Wagner - 12 games (All games)

Date	Opponent	Pos	AB	R	H	RBI	2B	3B	HR	BB	SB	CS	HBP	SAC	SF	GDP	K	PO	A	E	Avg
Feb 16	JAMES MADISON	*dh	3	1	1	0	1	0	0	1	1	0	0	0	0	0	0	0	0	0	.333
Feb 18	JAMES MADISON	*1b	3	0	1	1	0	0	0	0	0	0	1	0	0	1	0	6	0	1	.333
Feb 24	vs Oklahoma State	1b	1	0	0	0	0	0	0	0	0	0	0	0	0	0	1	1	0	0	.286
Feb 27	GRAMBLING	ph/1	2	1	1	1	1	0	0	1	0	0	0	0	0	0	0	0	1	1	.333
Mar 03	MURRAY STATE	*1b	4	0	1	0	0	0	0	0	0	0	0	0	0	0	1	1	0	1	.308
Mar 26	LITTLE ROCK	*dh	3	1	1	2	0	0	1	0	0	0	0	0	1	0	0	0	0	0	.312
Mar 28	LSU	*dh	4	1	1	1	0	0	1	1	0	0	0	0	0	0	2	0	0	0	.300
Apr 02	ARKANSAS STAT	ph/1	1	0	0	0	0	0	0	0	0	0	0	0	0	0	1	1	0	0	.286
Apr 05	OLE MISS	*dh	2	0	0	0	0	0	0	0	0	0	0	0	0	0	2	0	0	0	.261
Apr 10	SAN JOSE STATE	*dh	4	2	2	1	0	0	1	1	0	0	0	0	0	0	0	0	0	0	.296
Apr 16	TEXAS TECH	*dh	2	1	2	1	0	0	0	1	0	0	1	0	0	0	0	0	0	0	.345
Apr 17	TEXAS TECH	*dh	2	0	0	1	0	0	0	1	0	0	0	0	1	0	1	0	0	0	.323
Totals		9gs	31	7	10	8	2	0	3	6	1	0	2	0	2	1	8	10	1	2	.323

On base pct. .439 • Slugging pct. .677



INDIVIDUAL GAME-BY-GAME

#8 Hudson White - 25 games (All games)

Date	Opponent	Pos	AB	R	H	RBI	2B	3B	HR	BB	SB	CS	HBP	SAC	SF	GDP	K	PO	A	E	Avg
Feb 16	JAMES MADISON	*c	3	1	1	1	0	0	1	1	0	0	0	0	0	0	1	13	0	0	.333
Feb 17	JAMES MADISON	*dh	4	2	2	2	2	0	0	2	0	0	0	0	0	0	0	0	0	0	.429
Feb 18	JAMES MADISON	*c	3	0	1	0	1	0	0	2	0	0	0	0	0	0	1	15	2	0	.400
Feb 19	JAMES MADISON	*dh	4	2	1	0	1	0	0	0	0	0	0	0	0	0	0	0	0	0	.357
Feb 23	vs Oregon State	*c	4	0	0	0	0	0	0	0	0	0	0	0	0	0	3	23	0	0	.278
Feb 24	vs Oklahoma State	*dh	6	0	0	0	0	0	0	1	0	0	0	0	0	0	0	0	0	0	.208
Feb 27	GRAMBLING	*dh	3	1	1	2	0	0	0	0	0	0	0	0	0	0	0	0	0	0	.222
Mar 01	MURRAY STATE	*c	4	0	0	0	0	0	0	0	0	0	0	0	0	0	0	19	1	0	.194
Mar 03	MURRAY STATE	*c	3	1	1	0	0	0	0	0	0	0	0	0	0	0	1	16	1	0	.206
Mar 05	UCA	ph/c	1	0	0	1	0	0	0	0	0	0	0	0	1	0	1	1	0	0	.200
Mar 09	MCNEESE-1	*c	4	0	2	1	1	0	0	0	0	0	0	0	0	1	0	14	1	0	.231
Mar 10	MCNEESE	*c	1	2	0	1	0	0	0	2	0	0	1	0	0	0	1	8	0	0	.225
Mar 15	MISSOURI	*c	4	0	1	0	0	0	0	0	0	0	0	0	0	0	1	12	1	0	.227
Mar 17	MISSOURI	*c	3	1	1	1	1	0	0	0	0	0	1	0	0	0	0	13	1	0	.234
Mar 21	at Auburn	*c	4	0	3	0	0	0	0	0	0	1	0	0	0	0	0	17	0	0	.275
Mar 22	at Auburn	*dh	4	0	0	0	0	0	0	0	0	0	0	0	0	0	2	0	0	0	.255
Mar 23	at Auburn	*c	4	1	1	0	0	0	0	0	0	0	1	0	0	0	1	6	0	1	.254
Mar 28	LSU	*c	3	1	1	0	0	0	0	2	0	0	0	0	0	0	1	18	1	0	.258
Mar 29	LSU	*c	5	0	2	1	1	0	0	0	0	0	0	0	0	0	1	13	0	0	.269
Mar 30	LSU	*dh	4	0	1	0	0	0	0	0	0	0	0	0	0	0	0	0	0	0	.268
Apr 04	OLE MISS	*c	4	0	0	0	0	0	0	0	0	0	0	0	0	0	0	16	0	0	.253
Apr 06	OLE MISS	*c	3	1	1	0	0	0	0	1	0	0	0	0	0	0	0	15	0	0	.256
Apr 12	at Alabama	*c	3	0	1	1	0	0	0	0	0	0	1	0	0	0	0	9	1	0	.259
Apr 13	at Alabama	*c	4	0	0	0	0	0	0	0	0	0	0	0	0	0	2	7	2	0	.247
Apr 16	TEXAS TECH	*c	4	0	1	1	1	0	0	0	0	0	0	0	0	1	0	15	1	0	.247
Totals		24gs	89	13	22	12	8	0	1	11	0	1	4	0	1	2	16	250	12	1	.247

On base pct. .352 • Slugging pct. .371

#1 Ty Wilmsmeyer - 30 games (All games)

Date	Opponent	Pos	AB	R	H	RBI	2B	3B	HR	BB	SB	CS	HBP	SAC	SF	GDP	K	PO	A	E	Avg
Feb 16	JAMES MADISON	*of	4	0	1	0	0	0	0	0	0	0	0	0	0	0	2	0	0	0	.250
Feb 17	JAMES MADISON	*of	5	2	3	5	0	0	1	0	0	0	0	0	0	0	0	5	0	0	.444
Feb 18	JAMES MADISON	*of	3	0	1	0	0	0	0	1	0	1	0	0	0	0	1	3	0	0	.417
Feb 19	JAMES MADISON	*of	3	1	0	0	0	0	0	1	0	0	0	0	0	1	0	2	0	0	.333
Feb 23	vs Oregon State	*of	4	0	1	0	0	0	0	0	0	0	0	0	0	0	2	0	0	0	.316
Feb 24	vs Oklahoma State	*of	4	0	1	0	0	0	0	1	1	0	1	0	0	0	0	1	0	0	.304
Feb 25	vs Michigan	*of	3	0	0	0	0	0	0	0	0	0	1	0	0	0	2	1	0	0	.269
Mar 01	MURRAY STATE	*of	3	0	0	0	0	0	0	0	0	0	0	0	0	0	1	1	0	0	.241
Mar 05	UCA	pr/of	0	0	0	0	0	0	0	1	0	0	0	0	0	0	0	0	0	0	.241
Mar 09	MCNEESE-1	*of	2	0	0	0	0	0	0	0	0	0	0	0	0	0	2	1	0	0	.226
Mar 10	MCNEESE	*of	3	2	2	2	0	0	0	1	0	0	0	0	0	0	0	2	0	0	.265
Mar 12	ORAL ROBERTS	*of	2	1	0	0	0	0	0	1	0	0	0	1	0	0	1	2	0	0	.250
Mar 15	MISSOURI	*of	4	0	0	0	0	0	0	0	0	0	0	0	0	0	2	2	0	0	.225
Mar 16	MISSOURI	pr/of	1	1	0	0	0	0	0	0	0	0	0	0	0	0	0	1	0	0	.220
Mar 17	MISSOURI	*of	2	2	1	0	0	0	0	1	0	0	1	0	0	0	0	0	0	0	.233
Mar 21	at Auburn	*of	4	0	1	0	0	0	0	0	0	0	0	0	0	0	0	1	0	0	.234
Mar 22	at Auburn	*of	4	0	2	0	0	0	0	0	0	0	0	0	0	0	1	1	0	0	.255
Mar 23	at Auburn	*of	4	0	0	0	0	0	0	0	0	0	0	0	0	0	1	4	1	0	.236
Mar 28	LSU	*of	3	1	2	1	0	0	0	1	0	0	0	0	0	0	0	1	0	0	.259
Mar 29	LSU	*of	4	1	1	1	1	0	0	0	0	0	0	0	0	0	3	2	0	0	.258
Mar 30	LSU	*of	4	1	1	3	0	0	0	0	0	0	0	0	1	0	2	0	0	0	.258
Apr 04	OLE MISS	*of	3	0	0	0	0	0	0	0	0	0	0	0	0	0	1	1	0	0	.246
Apr 05	OLE MISS	*of	3	0	0	0	0	0	0	1	0	0	0	0	0	0	2	4	1	0	.236
Apr 06	OLE MISS	*of	4	0	1	0	0	0	0	0	0	0	0	0	0	0	0	3	0	0	.237
Apr 09	SAN JOSE STATE	of	0	0	0	0	0	0	0	0	0	0	0	0	0	0	0	0	0	0	.237
Apr 12	at Alabama	*of	4	0	0	0	0	0	0	0	0	0	0	0	0	0	2	3	0	0	.225
Apr 13	at Alabama	*of	4	0	0	0	0	0	0	0	0	0	0	0	0	0	0	4	0	0	.214
Apr 14	at Alabama	*of	2	0	0	0	0	0	0	0	0	0	0	0	0	0	1	1	0	0	.209
Apr 16	TEXAS TECH	pr/of	0	1	0	0	0	0	0	0	0	0	0	0	0	0	0	1	0	0	.209
Apr 17	TEXAS TECH	pr/of	0	0	0	0	0	0	0	0	0	0	0	0	0	0	0	0	0	0	.209
Totals		25gs	86	13	18	12	1	0	1	9	1	1	2	2	0	2	24	49	2	0	.209

On base pct. .299 • Slugging pct. .256



#45 Gage Wood - 2 games (All games)

Date	Opponent	Pos	AB	R	H	RBI	2B	3B	HR	BB	SB	CS	HBP	SAC	SF	GDP	K	PO	A	E	Avg
Feb 27	GRAMBLING	p	0	0	0	0	0	0	0	0	0	0	0	0	0	0	0	1	0	0	.000
Mar 10	MCNEESE	p	0	0	0	0	0	0	0	0	0	0	0	0	0	0	0	2	1	0	.000
Totals		ogs	0	0	0	0	0	0	0	0	0	0	0	0	0	0	0	3	1	0	.000

On base pct. .000 • Slugging pct. .000

#45 Gage Wood - 13 appearances (All games)

Date	Opponent	GS	IP	H	R	ER	BB	SO	2B	3B	HR	WP	BK	HBP	IBB	Score	W-L	Sv	ERA	NP
Feb 16	JAMES MADISON		2.1	1	0	0	0	4	0	0	0	0	0	0	0	6-4	0-0	1	0.00	36
Feb 23	vs Oregon State		1.0	2	1	1	0	1	0	0	1	0	0	0	0	5-4	1-0	1	2.70	16
Feb 27	GRAMBLING		1.0	0	0	0	0	2	0	0	0	0	0	0	0	21-1	1-0	1	2.08	21
Mar 03	MURRAY STATE		0.1	3	1	1	0	1	0	0	0	0	0	0	0	5-3	1-0	1	3.86	23
Mar 05	UCA		1.0	0	0	0	1	1	0	0	0	0	0	0	0	9-7	1-0	1	3.18	14
Mar 10	MCNEESE		2.1	3	1	1	0	3	0	1	0	0	0	0	0	18-5	2-0	1	3.38	33
Mar 17	MISSOURI		1.0	0	0	0	1	1	0	0	0	0	0	0	0	9-1	2-0	1	3.00	16
Mar 22	at Auburn		0.2	2	0	0	0	2	1	0	0	0	0	1	0	6-5	2-0	1	2.79	23
Apr 02	ARKANSAS STAT		1.0	0	0	0	0	2	0	0	0	0	0	0	0	13-0	2-0	1	2.53	11
Apr 05	OLE MISS		2.0	0	0	0	1	5	0	0	0	0	0	0	0	8-3	2-0	1	2.13	33
Apr 09	SAN JOSE STATE		1.0	0	0	0	0	1	0	0	0	0	0	0	0	5-1	2-0	1	1.98	10
Apr 13	at Alabama		1.0	1	1	0	0	1	1	0	0	0	0	2	0	3-4	2-1	1	1.84	18
Apr 16	TEXAS TECH		2.1	2	1	1	0	4	1	0	0	0	0	0	0	9-8	2-1	1	2.12	34
Totals		0	17.0	14	5	4	3	28	3	1	1	0	0	3	0	117-46	2-1	1	2.12	-



2024 SCHEDULE / RESULTS

	Opponent	Score	Winning Pitcher	Losing Pitcher	Save	Attendance	Time
FEB.							
16	James Madison	W, 6-4	McEntire (1-0)	Mozoki (0-1)	Wood (1)	9,432	2:33
17	James Madison	W, 15-5 (8)	Tygart (1-0)	Kuhle (0-1)	Frank (1)	10,096	2:59
18	James Madison	L, 7-3	Vogatsky (1-0)	Gaeckle (0-1)		9,134	3:19
19	James Madison	W, 4-0	Fisher (1-0)	Smith (0-1)		8,648	2:08
23	vs. #7 Oregon State ^	W, 5-4	Wood (1-0)	Hutcheson (0-1)	Faherty (1)	13,038	2:39
24	vs. Oklahoma State ^	L, 2-1 (14)	Molsky (1-0)	Fisher (1-1)		16,271	4:02
25	vs. Michigan ^	W, 4-3	Molina (1-0)	Vigue (0-1)	Frank (2)	7,459	2:42
27	Grambling	W, 21-1 (7)	Fisher (2-1)	Peguero (0-2)		8,913	2:34

MARCH

1	Murray State	W, 5-1	Smith, H. (1-0)	Vernon (1-1)	Gaeckle (1)	9,215	2:18
2	Murray State	W, 11-1 (8)	Tygart (2-0)	Valero (1-2)		11,048	2:35
3	Murray State	W, 5-3	Molina (2-0)	Fender (0-1)	McEntire (1)	9,396	2:53
5	UCA	W, 9-7	Fisher (3-1)	Parlin (0-2)	Gaeckle (2)	8,948	2:42
9	McNeese State [DH-1]	W, 3-1	Smith, H. (2-0)	LeJeune (2-1)	Gaeckle (3)	11,031	2:42
9	McNeese State [DH-2]	W, 11-1 (8)	Tygart (3-0)	Voss (0-3)	Frank (3)	11,031	2:44
10	McNeese State	W, 18-5 (7)	Wood (2-0)	Morrow (3-1)		9,296	2:41
12	Oral Roberts	W, 4-2	Fisher (4-1)	Sanford (1-2)	Gaeckle (4)	9,401	2:37
15	Missouri *	W, 8-0	Smith, H. (3-0)	Lunceford (1-1)		10,109	2:27
16	Missouri *	W, 6-0	McEntire (2-0)	Mayer (0-4)		10,434	2:26
17	Missouri *	W, 9-1	Molina (3-0)	Rustad (3-2)		9,867	2:39
21	at #23 Auburn *	W, 1-0	Smith, H. (4-0)	McBride (3-1)	Gaeckle (5)	4,410	2:34
22	at #23 Auburn *	W, 6-5	Dossett (2-0)	Armstrong (0-1)	McEntire (2)	4,006	3:45
23	at #23 Auburn *	L, 8-6	Carlson (2-0)	Gaeckle (0-2)	Cannon (1)	5,087	2:57
26	Little Rock	W, 11-0 (7)	Bybee (1-0)	Stubber (4-1)		8,537	2:18
28	#8 LSU *	W, 7-4	Smith, H. (5-0)	Ulloa (0-1)	Hewlett (1)	11,027	3:18
29	#8 LSU *	W, 4-3 (10)	Hewlett (1-0)	Hurd (1-4)		11,156	3:16
30	#8 LSU *	W, 7-5	Frank (1-0)	Ackenhausen (2-3)	McEntire (3)	10,924	2:51

APRIL

2	Arkansas State	W, 13-0 (7)	Fisher (5-1)	Turner (1-2)		8,988	2:17
4	Ole Miss *	W, 5-2	Smith, H. (6-0)	Maddox (2-3)	Hewlett (2)	10,231	2:29
5	Ole Miss *	W, 8-3	Frank (2-0)	Doyle (2-2)		11,234	3:13
6	Ole Miss *	W, 7-4	Gaeckle (1-2)	Spencer (0-2)	McEntire (4)	11,184	3:29
9	San Jose State *	W, 5-1	Bybee (2-0)	Chase (1-1)		8,931	2:25
10	San Jose State *	W, 8-2	Fisher (6-1)	Albanese (1-1)		8,617	2:36
12	at #25 Alabama *	W, 5-3	Smith, H. (7-0)	Hess (3-3)	Gaeckle (6)	5,524	2:54
13	at #25 Alabama *	L, 4-3 (10)	Davis (3-1)	Wood (2-1)		5,800	2:55
14	at #25 Alabama *	L, 5-0	Adams (3-2)	Tygart (3-1)		3,959	2:15
16	Texas Tech	W, 9-8	Gaeckle (2-2)	Hutyra (4-1)		9,770	3:39
17	Texas Tech	W, 5-4	Dossett (2-0)	Bridges (0-1)	Hewlett (3)	9,645	2:51
19	at #20 South Carolina *						
20	at #20 South Carolina *						
21	at #20 South Carolina *						
23	vs. UAPB @						
26	Florida *						
27	Florida *						
28	Florida *						
30	Missouri State						

MAY

1	Missouri State						
3	at Kentucky *						
4	at Kentucky *						
5	at Kentucky *						
10	Mississippi State *						
11	Mississippi State *						
12	Mississippi State *						
16	at Texas A&M *						
17	at Texas A&M *						
18	at Texas A&M *						

* SEC opponent / ^ Kubota College Baseball Series (Globe Life Field in Arlington, Texas) / @ Game played at Dickey-Stephens Park in North Little Rock, Ark.