



ARKANSAS BASEBALL

ArkansasRazorbacks.com ||| @RazorbackBSB ||| Contact: Oliver Grigg (ogrigg@uark.edu)

2024 SCHEDULE & RESULTS

FEBRUARY

16	JAMES MADISON	SECN+	W, 6-4
17	JAMES MADISON	SECN+	W, 15-5 (8)
18	JAMES MADISON	SECN+	L, 7-3
19	JAMES MADISON	SECN+	W, 4-0
23	vs. #7 Oregon State ^	FloBaseball	W, 5-4
24	vs. Oklahoma State ^	FloBaseball	L, 2-1 (14)
25	vs. Michigan ^	FloBaseball	W, 4-3
27	GRAMBLING	SECN+	W, 21-1 (7)

MARCH

1	MURRAY STATE	SECN+	W, 5-1
2	MURRAY STATE	SECN+	W, 11-1 (8)
3	MURRAY STATE	SECN+	W, 5-3
5	UCA	SECN+	W, 9-7
9	McNEESE [DH-1]	SECN+	W, 3-1
9	McNEESE [DH-2]	SECN+	W, 11-1 (8)
10	McNEESE	SECN+	W, 18-5 (7)
12	ORAL ROBERTS	SECN+	W, 4-2
15	MISSOURI *	SECN+	W, 8-0
16	MISSOURI *	SECN+	W, 6-0
17	MISSOURI *	SECN+	W, 9-1
21	#23 Auburn *	SECN	W, 1-0
22	#23 Auburn *	SECN+	W, 6-5
23	#23 Auburn *	SECN+	L, 8-6
26	LITTLE ROCK	SECN+	W, 11-0 (7)
28	#8 LSU *	ESPN2	W, 7-4
29	#8 LSU *	SECN	W, 4-3 (10)
30	#8 LSU *	SECN+	W, 7-5

APRIL

2	ARKANSAS STATE	SECN+	W, 13-0 (7)
4	OLE MISS *	SECN	W, 5-2
5	OLE MISS *	SECN+	W, 8-3
6	OLE MISS *	SECN+	W, 7-4
9	SAN JOSE STATE	SECN+	W, 5-1
10	SAN JOSE STATE	SECN+	W, 8-2
12	#25 Alabama *	SECN+	W, 5-3
13	#25 Alabama *	SECN+	L, 4-3 (10)
14	#25 Alabama *	SECN+	L, 5-0
16	TEXAS TECH	ESPN2	W, 9-8
17	TEXAS TECH	SECN	W, 5-4
19	#20 South Carolina *	SECN+	W, 2-1
20	#20 South Carolina * [DH-1]	SECN+	L, 6-3
20	#20 South Carolina * [DH-2]	SECN+	W, 9-6
23	vs. UAPB @	SECN+	W, 11-1 (7)
26	FLORIDA *	SECN	W, 2-1
27	FLORIDA * [DH-1]	ESPN2	W, 6-5
27	FLORIDA * [DH-2]	SECN+	L, 9-5
30	MISSOURI STATE	SECN+	6:30 P.M.

MAY

1	MISSOURI STATE	SECN+	4 P.M.
3	#8 Kentucky *	SECN+	5:30 p.m.
4	#8 Kentucky *	SECN+	1 p.m.
5	#8 Kentucky *	SECN+	Noon
10	MISSISSIPPI STATE *	SECN+	6:30 P.M.
11	MISSISSIPPI STATE *	SECN+	6 P.M.
12	MISSISSIPPI STATE *	SECN	2 P.M.
16	Texas A&M *	SECN+	6 p.m.
17	Texas A&M *	SECN+	6 p.m.
18	Texas A&M *	SECN+	1 p.m.

All times Central; Home game in **BOLD**; * - SEC opponent

^ - Kubota College Baseball Series (Globe Life Field in Arlington, Texas)

@ - Game played at Dickey-Stephens Park in North Little Rock, Ark.

GAME 45 ||| MISSOURI STATE vs. #2 ARKANSAS ||| APRIL 30

FAYETTEVILLE, ARK. ||| BAUM-WALKER STADIUM ||| SEC NETWORK+



18-24
7-11 MVC

MISSOURI STATE BEARS

In the Polls.....NR (BA) | NR (D1Baseball)
.....NR (NCBWA) | NR (PG) | NR (USA Today)
Head Coach.....Keith Guttin
Career Record.....1,391-919 (42nd season)
Record at Missouri State.....Same



37-7
16-5 SEC

ARKANSAS RAZORBACKS

In the Polls.....2 (BA) | 2 (D1Baseball)
.....2 (NCBWA) | 2 (PG) | 2 (USA Today)
Head Coach.....Dave Van Horn
Career Record.....1,461-688 (36th season)
Record at Arkansas.....876-448 (22nd season)

ON THE MOUND

Missouri State LHP Brendan Beaver (2-2, 8.67 ERA)

vs.

Arkansas RHP Gage Wood (2-1, 2.45 ERA)

LEADING OFF

FINAL MIDWEEK SERIES OF THE SEASON

- No. 2 Arkansas concludes the midweek portion of its 2024 regular season schedule with a two-game set against Missouri State at Baum-Walker Stadium.
- First pitch in the series opener between the Razorbacks and Bears is 6:30 p.m. Tuesday, April 30, on SEC Network+ with Brett Dolan (play-by-play) and Troy Eklund (analyst) on the call.

WHAT'S AT STAKE

- Arkansas is 10-0 in midweek games this season, including wins against Grambling, UCA, Oral Roberts, Little Rock, Arkansas State and UAPB, as well as a pair of midweek series sweeps over San Jose State and Texas Tech.
- With a sweep against Missouri State, Arkansas can go unbeaten in midweeks during for the first time since 2005, DVH's third season as head coach.
- That year, the Razorbacks went 9-0 in midweek games, including a pair of midweek wins against the Bears.

HISTORY LESSON

- Arkansas maintains a 57-30 overall series record against Missouri State, including a 35-15 mark in Fayetteville.
- Under DVH, the Hogs are 19-11 overall against the Bears, with an 11-8 record at home in the series.

GOT THAT WOOD

- Arkansas right-hander Gage Wood will make his first collegiate start on the mound in Tuesday's series opener against Missouri State.
- The sophomore is 2-1 with a 2.45 ERA and 30 strikeouts in 18.1 innings over 15 relief appearances this season.
- As a true freshman in 2023, Wood emerged as the Razorbacks' closer, posting a 2-0 record with a 4.80 ERA, 42 strikeouts and five saves in 30.0 innings of work.
- All five of his saves came in SEC play and were of the multi-inning variety.

HOME SWEET BAUM-WALKER STADIUM

- Arkansas is 29-2 at Baum-Walker Stadium this season.
- Excluding the shortened 2020 campaign, the Hogs have won 28 or more home games in seven consecutive seasons: 2017, 2018, 2019, 2021, 2022, 2023 and 2024.
- The Hogs are just one home win shy of clinching their fifth 30-win season at Baum-Walker Stadium since the venue opened in 1996.
- Arkansas also accomplished 30-win seasons at home in 2018 (34), 2019 (33), 2021 (30) and 2023 (32).
- The Hogs won a program-record 34 games at Baum-Walker Stadium in 2018.



Arkansas ace **Hagen Smith** matched Jess Todd's single-game program record for strikeouts after his 17-strikeout performance against No. 7 Oregon State on Feb. 23.

H. SMITH

- Junior **LHP Hagen Smith**, the Razorback ace and team captain, is in the conversation for the best pitcher in all of college baseball.
- A two-time SEC Pitcher of the Week this season, Smith is just the fourth pitcher in Razorback history to earn the conference's top weekly honor multiple times in a season, joining David Walling (1999), Nick Schmidt (2006) and Kevin Koppes (2021).
- Smith, who earned the start on Opening Day for the second season in a row, was the first Arkansas pitcher to make consecutive season-opening starts since Blaine Knight did so in 2017-18.
- In one of the greatest pitching performance in school history, Smith tied an Arkansas single-game record with his 17-strikeout gem against nationally ranked Oregon State (Feb. 23) in the Kubota College Baseball Series at Globe Life Field in Arlington, Texas.
- Smith, named the SEC Pitcher of the Week for his effort, threw just 78 pitches in six innings and matched Jess Todd's program record for strikeouts in a game, doing so in 40 fewer pitches than Todd threw against South Carolina (May 24, 2007) in the SEC Tournament.
- Smith was named the SEC Pitcher of the Week for the second time this season after firing six scoreless innings with 12 strikeouts, his fourth double-digit strikeout game of the season, in Arkansas' series-opening shutout road win against Auburn (March 21).
- It took Smith only 52.2 innings in 2024 to record his 100th strikeout of the 2024 season. He hit the century mark during his 11-strikeout performance on the road at #20 South Carolina (April 19).
- Smith was a consensus All-American in 2023 after posting an 8-2 record with a 3.64 ERA, a team-leading 109 strikeouts and two saves in 71.2 innings of work during his outstanding sophomore campaign.
- In SEC play, Smith made 11 appearances with five starts, and went 5-1 record with a 3.07 ERA. The left-hander totaled 65 strikeouts over 44 innings and held opposing hitters to a .201 batting average.
- Smith was one of two starting pitchers, along with LSU ace Paul Skenes, to receive All-SEC first-team honors one season ago.
- The Bullard, Texas, native became Arkansas' first starting pitcher to earn All-SEC first-team accolades since RHP Ryne Stanek in 2013.

MR. 300

- **LHP Hagen Smith**, who has 111 strikeouts in 60.0 innings this season, has racked up 310 strikeouts in 208.0 career innings of work.
- Smith, who is second on Arkansas' career strikeouts list (310), is just 35 strikeouts shy of tying Nick Schmidt, who ranks first on Arkansas' career strikeouts list with 345 career punchouts.
- He surpassed the 300-strikeout plateau against Florida (April 26) to become one of three Hog pitchers with 300-plus career strikeouts.

SMITH'S 2024 SEASON (11 APPEARANCES/11 STARTS)

DATE	OPPONENT	W-L-S	IP	H	R	ER	BB	SO	NP/S
2/16	James Madison *	ND	1.0	1	3	3	2	2	42/25
2/23	vs. #17 Oregon St. *	ND	6.0	3	0	0	1	17	78/59
3/1	Murray State *	W	6.0	1	1	1	1	12	81/54
3/9	McNeese [DH-1]*	W	4.0	1	0	0	3	9	64/38
3/15	Missouri *	W	6.0	2	0	0	1	10	99/65
3/21	at #23 Auburn *	W	6.0	3	0	0	2	12	87/56
3/28	#8 LSU *	W	6.0	5	2	2	0	10	97/65
4/4	Ole Miss *	W	6.0	4	2	2	4	11	105/68
4/12	at #25 Alabama *	W	6.0	2	0	0	3	6	96/56
4/19	at #20 South Carolina *	W	6.0	2	1	1	5	11	99/60
4/26	Florida *	ND	7.0	2	1	0	1	11	96/68

SMITH'S 2023 SEASON (18 APPEARANCES/11 STARTS)

DATE	OPPONENT	W-L-SV	IP	H	R	ER	BB	SO	NP/S
2/17	vs. Texas *	ND	5.0	1	0	0	2	8	68/44
2/24	Eastern Illinois *	W	4.2	3	0	0	3	6	97/56
3/3	Wright State *	W	4.2	3	1	1	5	7	105/61
3/10	Louisiana Tech *	W	5.0	4	2	2	4	7	86/55
3/17	Auburn	SV	3.0	0	0	0	2	5	44/26
3/19	Auburn	ND	0.2	0	0	0	0	1	7/5
3/24	at #1 LSU	W	4.2	5	3	3	3	8	80/49
4/1	Alabama	W	3.0	5	2	2	1	3	52/36
4/7	at Ole Miss [DH-2] *	L	5.0	4	4	4	2	7	69/45
4/14	#16 Tennessee	SV	3.0	1	0	0	0	7	55/38
4/22	at Georgia *	ND	5.0	3	2	2	3	8	96/54
4/27	Texas A&M	W	4.0	2	0	0	2	4	70/43
5/5	at Mississippi State *	W	5.0	2	2	1	5	8	112/62
5/12	#6 South Carolina *	ND	5.2	4	1	1	3	7	94/58
5/18	at #12 Vanderbilt *	W	5.0	5	2	2	2	7	84/57
5/25	vs. #5 LSU *	ND	3.2	5	2	2	1	9	76/49
6/4	#17 TCU *	L	1.0	6	8	8	2	1	42/23
6/5	#17 TCU	ND	3.2	3	1	1	2	6	67/45

SMITH'S 2022 SEASON (20 APPEARANCES/15 STARTS)

DATE	OPPONENT	W-L-S	IP	H	R	ER	BB	SO	NP/S
2/19	Illinois State *	W	6.0	5	0	0	1	5	77/56
2/27	vs. #6 Stanford *	L	2.1	6	3	3	2	3	58/33
3/5	Southeastern [DH-1] * W	W	7.0	2	2	2	3	9	97/61
3/12	UIC *	W	5.0	4	1	1	3	8	100/58
3/19	Kentucky *	W	6.0	5	3	3	3	7	92/54
3/26	at Missouri *	ND	5.0	6	3	3	3	5	96/59
4/2	Mississippi State *	W	6.0	3	3	3	3	7	87/54
4/8	at Florida *	L	4.1	7	7	6	2	1	77/48
4/15	#15 LSU *	W	7.0	2	0	0	1	7	98/64
4/23	at Texas A&M *	ND	3.0	2	1	1	5	1	70/32
4/30	Ole Miss *	ND	6.0	7	2	2	2	8	98/58
5/7	at #19 Auburn *	ND	4.0	3	2	2	3	4	81/47
5/14	#24 Vanderbilt *	ND	2.2	4	5	5	4	3	67/37
5/21	at Alabama	ND	1.1	3	5	5	2	4	37/21
5/27	vs. Florida	ND	1.0	0	0	0	0	2	16/10
6/4	at #6 Oklahoma St. *	ND	1.1	1	2	2	4	1	46/22
6/6	at #6 Oklahoma St.	SV	2.0	0	0	0	1	4	35/23
6/11	at #11 UNC	SV	1.0	1	0	0	0	1	19/14
6/12	at #11 UNC	ND	1.1	3	1	1	0	2	31/22
6/22	vs. Ole Miss *	W	5.0	2	1	1	4	8	90/56

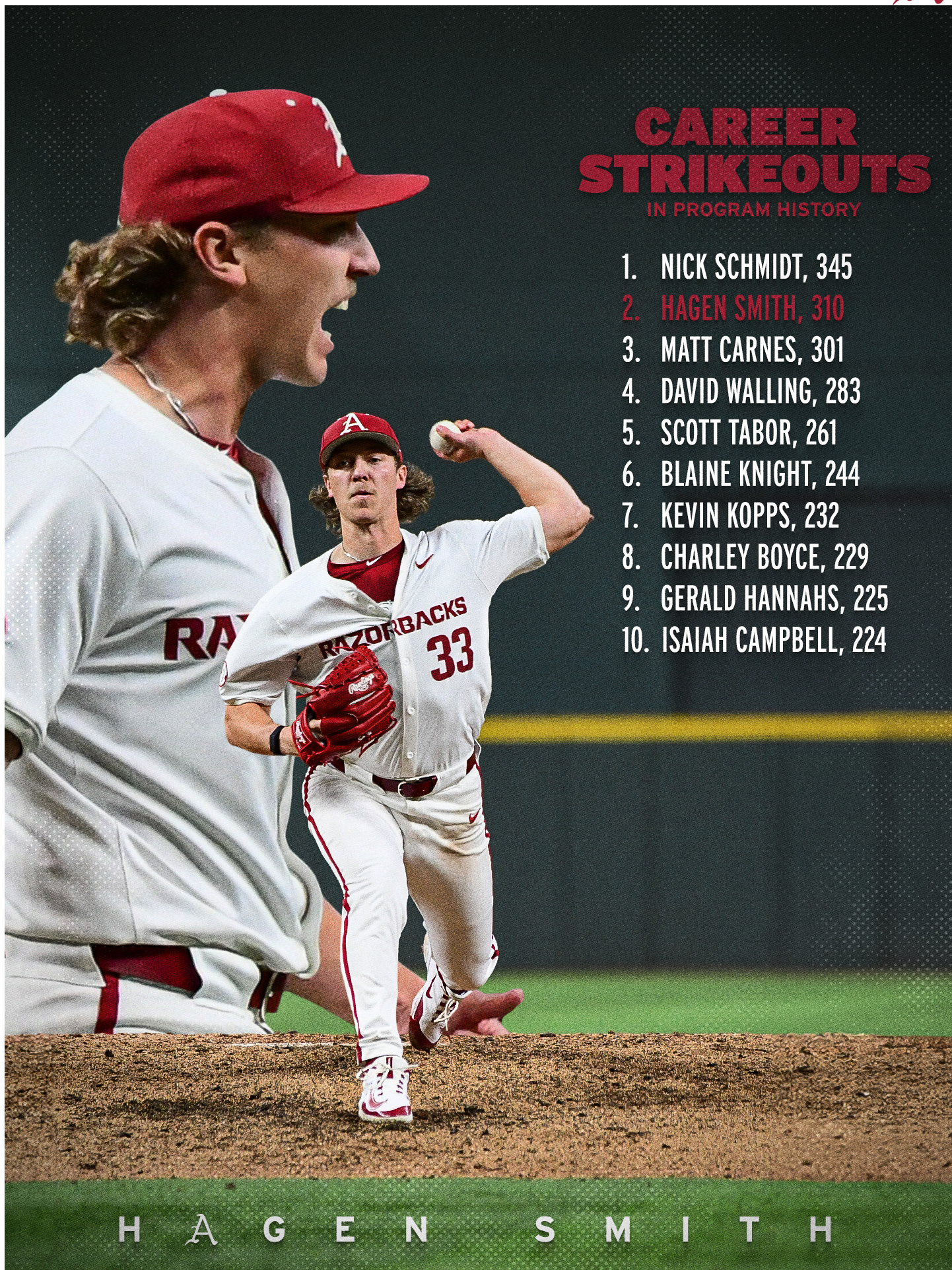
* Indicates start



CAREER STRIKEOUTS

IN PROGRAM HISTORY

1. NICK SCHMIDT, 345
2. HAGEN SMITH, 310
3. MATT CARNES, 301
4. DAVID WALLING, 283
5. SCOTT TABOR, 261
6. BLAINE KNIGHT, 244
7. KEVIN KOPPS, 232
8. CHARLEY BOYCE, 229
9. GERALD HANNAHS, 225
10. ISAIAH CAMPBELL, 224



H A G E N S M I T H


A ||| RAZORBACK NOTES

CAN YOU DIGGS IT

- Junior **OF Kendall Diggs** entered the 2024 campaign as a preseason All-SEC first-team honoree, as well as one of the Razorbacks' three team captains alongside LHP Hagen Smith and INF Peyton Stovall.
- Diggs slashed .299/.436/.547 with 12 home runs, a team-leading 63 runs batted in and a team-high 46 walks over 58 games in 2023.
- The Olathe, Kan., native, who received All-SEC second-team honors as designated hitter/utility last season, posted a .291/.437/.495 slash line with four homers and a team-leading 33 RBI in conference play.
- Diggs finished his stellar sophomore season with 14 multi-hit games and a team-leading 17 multi-RBI games. He also logged a season-long 13-game hitting streak and reached base in a team-leading 34 consecutive games.
- For his career, Diggs has swatted 21 career home runs, seven of which have been three-run homers. He has also hit two grand slams.

STOVE'S HEATING UP

- Junior **INF Peyton Stovall** returned to the lineup after missing the first 12 games of the season due to a broken foot suffered during a preseason scrimmage.
- The Razorback team captain slashed .253/.330/.393 with five homers and 31 RBI in 38 games last season, playing through a shoulder injury before he was shut down to undergo surgery to repair a torn labrum.
- As a true freshman in 2022, Stovall played in 52 games with 51 starts and slashed .295/.373/.425 with six homers and 31 RBI.
- In the 2022 NCAA Tournament, he slashed a team-best .429/.451/.571 with two homers and 13 RBI in 11 games. He finished tied for the team lead in hits (21) during the Razorbacks' postseason run.
- In the College World Series, Stovall slashed .360/.360/.520 with one home run and a team-leading 10 RBI in five games.
- He racked up a season-high five hits, including a double, and tallied three RBI vs. Auburn in Omaha, becoming the first player with five hits in a College World Series game since UNC's Dustin Ackley (2009).



Razorback infielder and team captain **Peyton Stovall** returned to the lineup after missing the first 12 games with a broken foot suffered during a preseason scrimmage.



Pitcher **Brady Tygart** enters his junior campaign as the Razorbacks' No. 2 starter after he was named an All-American by the College Baseball Foundation in 2023.

BRADY T

- Junior **RHP Brady Tygart** is expected to be a mainstay in the Razorback rotation this season.
- Tygart made 10 appearances with six starts on the mound in 2023. Despite missing time due to an injury scare, he finished his sophomore season with a 3-1 record with a 3.20 ERA, 31 strikeouts and one save in 25.1 innings to earn All-America honors from the College Baseball Foundation.
- The Hernando, Miss., native allowed only 11 runs (nine earned) and issued only eight walks all season. He limited opposing hitters to .167 batting average.
- In SEC play, Tygart made four appearances (all starts) on the mound and posted a 1-0 record with a 1.80 ERA in 10.0 innings. He allowed just two runs while striking out 12 against conference opponents, and held opposing hitters to a minuscule .094 batting average.

GOT THAT WOOD

- Sophomore **RHP Gage Wood** will play a key role in the Razorback bullpen this season.
- As a true freshman in 2023, Wood emerged as Arkansas' closer, going 2-0 with a 4.80 ERA, 42 strikeouts and a team-leading five saves in 30.0 innings of work.
- The Batesville, Ark., native limited opposing hitters to a meager .198 batting average during the season and earned a spot on the Freshman All-SEC Team at the year's end.
- All five of Wood's saves came in SEC play, and all five of his saves were of the multi-inning variety, including three three-inning saves.
- He became the fourth Arkansas freshman since 2003, Dave Van Horn's first year, to record five or more saves in a single season.

Year	Pitcher	Saves
2024	RHP Gabe Gaeckle	6
2023	RHP Gage Wood	5
2022	RHP Brady Tygart	8
2011	RHP Nolan Sanburn	8
2010	RHP DJ Baxendale	7

- Entering 2024, Wood was named to the preseason watch list for the National Collegiate Baseball Writers Association Stopper of the Year Award, given to the top relief pitcher in college baseball.



MACE THE ACE

- Junior **LHP Mason Molina** was a big-time transfer portal pickup.
- The left-hander from Rancho Santa Margarita, Calif., started 16 games on the mound last season at Texas Tech, finishing with a 6-2 record and a 3.67 ERA over a team-high 83.1 innings to earn All-Big 12 honors at the year's end.
- Molina racked up a team-leading 108 strikeouts to go with just 35 walks on the year. He was the team leader in wins (6) while limiting opposing hitters to a .208 batting average.
- As a true freshman in 2022, Molina appeared in 20 games with nine starts on the mound. The lefty, who struck out 71 on the year, owned a 1.96 ERA out of the pen in 11 relief appearances over 18.1 innings.
- For his career, Molina has racked up 247 strikeouts in 187.2 innings.
- As of April 30, the left-hander is one of just seven active SEC pitchers, with 200 or more career strikeouts to their name.

Rank	Career Strikeouts	Player
1.	323	Ty Good* (South Carolina)
2.	310	Hagen Smith (Arkansas)
3.	247	Mason Molina* (Arkansas)
4.	239	Carter Holton (Vanderbilt)
5.	238	Dominic Niman* (Kentucky)
6.	227	Trey Pooser* (Kentucky)
7.	207	Drew Beam (Tennessee)
8.	199	Luke Holman (LSU)
9.	193	Will McEntire (Arkansas)
10.	185	Bobby Alcock* (Alabama)
11.	183	Colson Buchanan* (Alabama)

*Indicates stats from a non-SEC school also included



Freshman pitcher **Colin Fisher** has six wins through his first 10 career appearances. He is four wins shy of matching Scott Tabor's freshman record of 10 set in 1979.

BIG TUNA

- True freshman **LHP Colin Fisher** has wasted no time proving he can pitch at a high level on the collegiate level.
- The Noble, Okla., native is 6-1 with a 2.33 ERA and 27 strikeouts over the first 27.0 innings of his collegiate career. Fisher is second on the Razorbacks on the wins (6) behind only ace **LHP Hagen Smith** (7).
- Fisher made his collegiate debut on the mound in a start against James Madison (Feb. 19), twirling a season-long five shutout innings with four strikeouts to earn his first collegiate win.
- His second appearance came in relief against Oklahoma State (Feb. 24) in the Kubota College Baseball Series at Globe Life Field in Arlington, Texas, where he struck out a season-high six batters over 2.1 innings to earn SEC Co-Freshman of the Week honors.
- Fisher improved to 3-1 on the year after firing three innings of two-run ball with four strikeouts against UCA (March 5).
- The left-hander earned his fourth win against ORU (March 12), spinning three scoreless frames with four strikeouts.
- Fisher's sixth win of the season came in a start against San Jose State (April 10), tossing three shutout innings with three strikeouts.
- Before Arkansas, Fisher was rated the No. 5 overall prospect and the No. 2 left-handed pitcher in Oklahoma by Perfect Game.

BIG MAC

- Veteran **RHP Will McEntire** can do it all on the mound for the Hogs.
- The redshirt senior has pitched in 55 career games with 19 starts, racking up 193 strikeouts over 186.2 innings of work.
- As a reliever, McEntire has seven career saves, including four this year, and has at least one save in each of the last three seasons. He earned his first save of 2024 against Murray State (March 3).
- One of McEntire's best career outings came during the 2023 season in a start against Louisiana Tech (March 11), throwing a nine-inning complete game with six strikeouts on 97 pitches. He allowed just one unearned run on three hits and a walk in the dominant performance.
- His nine-inning complete game was the first by a Razorback pitcher since RHP Dominic Taccolini's 10-inning complete game shutout against SEC Eastern Division foe Kentucky in 2016.
- His three-hitter was the first by a Razorback since RHP Ryne Stanek's nine-inning complete game three-hitter at #6 South Carolina in 2013.



Junior left-hander **Mason Molina**, who has 238 career strikeouts in 178.1 innings, is one of only six active SEC pitchers with 200 or more career strikeouts.



Infielder **Wehiwa Aloy**, a Sacramento State transfer, was a consensus All-American last season after slashing .376/.427/.662 with 14 home runs and 46 RBI on the year.

ALOHOGS

- Sophomore **INF Wehiwa Aloy** is a name you need to know.
- Aloy, a Sacramento State transfer, was a consensus Freshman All-American last season after slashing .376/.427/.662 with 14 home runs and 46 runs batted in.
- Also named the Western Athletic Conference Freshman of the Year, Aloy racked up 88 hits, including 15 doubles and five triples, with 69 runs scored during his rookie campaign in 2023.
- Aloy enters the 2024 season, his first with the Razorbacks, as a preseason All-American by the NCBWA.
- The shortstop also earned a spot on the preseason watch list for this year's Golden Spikes Award.
- Aloy is one of two Hawai'i natives, along with freshman **INF Nolan Souza**, on this year's Arkansas roster. He is one of three native-born Hawaiian student-athletes in Arkansas baseball history, including **INF Rick Nomura** (2015-16) and Souza.

FROM LUBBOCK TO FAYETTEVILLE

- Junior **C Hudson White** was another significant portal transfer who came to Arkansas from Texas Tech during the offseason.
- White was teammates with fellow transfer and All-Big 12 performer **LHP Mason Molina** at Texas Tech.
- The Keller, Texas, native played in 49 games last season at Texas Tech and slashed .296/.397/.550 with 11 homers and 49 RBI.
- White recorded 10 multi-RBI games, including three games with five or more RBI, for the Red Raiders.
- During his freshman campaign in 2021, White was named the Big 12 Freshman of the Year and earned Freshman All-America honors from Collegiate Baseball and Perfect Game after hitting .260 on the year with 11 doubles, six home runs and 40 RBI.
- White, who was one of seven unanimous selections for the Big 12 All-Freshman Team, became just the sixth Texas Tech freshman to earn Big 12 Freshman of the Year honors, and the third since 2017, joining Josh Jung (2017) and Gabe Holt (2018)

GET THE GACK

- True freshman **RHP Gabe Gaeckle** has quickly established himself as the Razorbacks' most dependable bullpen arm.
- Through 15 appearances, the right-hander boasts a team-leading six saves with a 2.60 ERA and 38 strikeouts over 27.2 innings of work.
- Gaeckle, a native of Aptos, Calif., is holding opposing hitters to a meager .141 batting average against this season.
- Five of his six saves this year are of the multi-inning variety.
- Gaeckle is the fifth Arkansas freshman pitcher since 2003, Dave Van Horn's first year as head coach of the Razorbacks, to record five or more saves in a single season.

POWERED BY THE PORTAL

- Head coach Dave Van Horn and the Razorbacks took full advantage of the transfer portal during the offseason, adding eight Division I transfers and one junior college transfer.

Player	Former School(s)
INF Wehiwa Aloy	Sacramento State
OF Will Edmunson	Hutchinson CC
LHP Stone Hewlett	Kansas
OF Ross Lovich	Missouri
LHP Mason Molina	Texas Tech
INF Jared Sprague-Lott	Richmond
INF/OF Jack Wagner	Kansas/Tarleton State
C Hudson White	Texas Tech
OF Ty Wilmsmeyer	Missouri

- Five of the Hogs' nine college transfers were in the Opening Day starting lineup: **C Hudson White**, **INF Jared Sprague-Lott**, **INF Wehiwa Aloy**, **OF Ty Wilmsmeyer** and **INF/OF Jack Wagner**.
- Returning Opening Day starters **INF Peyton Holt** (Crowder College) and **INF Ben McLaughlin** (Hutchinson CC) also transferred to Arkansas. Both went to junior college before arriving in Fayetteville.
- **OF Kendall Diggs** and **OF Jayson Jones**, meanwhile, are the Hogs' lone Opening Day starters who were high school recruits.

PICKED TO WIN THE SEC

- The Razorbacks were predicted to win the 2024 Southeastern Conference baseball championship as voted by the league's 14 head coaches in the annual preseason poll.
- Arkansas received nine first-place votes. It is the first time since 2013 that the Hogs, who are also predicted to win the SEC Western Division, have been picked to win the SEC baseball championship.

NOT ONE, NOT TWO, NOT THREE... BUT 59 STRIKEOUTS!

- The Razorback pitching staff totaled an SEC-record 59 strikeouts in a three-game series on Feb. 23-25 in the Kubota College Baseball Series at Globe Life Field in Arlington, Texas.
- The MLB record is 52 strikeouts in a three-game series, which was accomplished by the Houston Astros in a three-game set against the Baltimore Orioles on May 24-26, 2016.
- Powered by **LHP Hagen Smith's** program record-tying 17 strikeouts, Arkansas pitchers recorded 23 strikeouts against Oregon State to break the previous single-game program record for strikeouts (18).
- The next day, the Hogs tallied 25 strikeouts in a 14-inning marathon against Oklahoma State to reset the single-game program record.
- Arkansas pitchers closed out the weekend in Arlington, Texas, with 11 more strikeouts, including 10 by starter **LHP Mason Molina**, against Michigan, bringing the three-game total to 59, a new SEC record.



2024 WEEK 6 PLAYER RANKINGS

TOP 50 FIRST BASEMEN

- No. 47 - Ben McLaughlin

TOP 50 SHORTSTOPS

- No. 40 - Wehiwa Aloy

TOP 100 OUTFIELDERS

- No. 30 - Kendall Diggs

TOP 150 STARTING PITCHERS

- No. 1 - Hagen Smith
- No. 10 - Brady Tygart
- No. 19 - Mason Molina

TOP 50 RELIEF PITCHERS

- No. 5 - Will McEntire
- No. 31 - Gabe Gaeckle

2024 MLB DRAFT

TOP 200 COLLEGE PROSPECTS

- No. 5 - Hagen Smith (LHP)
- No. 42 - Brady Tygart (RHP)
- No. 54 - Mason Molina (LHP)
- No. 100 - Peyton Stovall (2B)

2025 MLB DRAFT

TOP 100 COLLEGE PROSPECTS

- No. 10 - Wehiwa Aloy (SS)



TOP PROSPECTS FOR 2024 MLB DRAFT

- No. 6 - Hagen Smith (LHP)

Scouting grades from MLB Pipeline:
Fastball: 65 | Slider: 65 | Splitter: 50 | Control: 50 | Overall: 60

Scouting report from MLB Pipeline:
"Smith has better stuff than any southpaw in this Draft and could be the first pitcher selected after finding more consistency this spring ... He has improved his control and performance in 2024, highlighted by striking out 17 over six innings on just 78 pitches against Oregon State, with some evaluators calling it the most dominant game they ever had seen ... He has a strong 6-foot-3, 225-pound frame built for durability and could become a frontline starter if he continues to harness his stuff."

- No. 68 - Peyton Stovall (2B)

Scouting grades from MLB Pipeline:
Hit: 55 | Power: 45 | Run: 45 | Arm: 45 | Field: 50 | Overall: 50

Scouting report from MLB Pipeline:
"After breaking his left foot in a preseason scrimmage and missing the first three weeks of this season, he has impressed scouts with his bat while playing improved defense at second base ... Stovall still has one of the prettier left-handed strokes around and is making more consistent hard contact to all fields."



TOP 75 COLLEGE FRESHMEN

- No. 5 - Ryder Helfrick (C)
- No. 9 - Gabe Gaeckle (RHP)
- No. 11 - Hunter Dietz (LHP)
- No. 12 - Adam Hachman (LHP)
- No. 32 - Nolan Souza (MIF)

TOP 100 COLLEGE SOPHOMORES

- No. 26 - Wehiwa Aloy (SS)
- No. 57 - Jayson Jones (3B/OF)
- No. 92 - Parker Coil (LHP)

TOP 100 COLLEGE JUNIORS

- No. 15 - Hagen Smith (LHP)
- No. 66 - Mason Molina (LHP)
- No. 67 - Peyton Stovall (2B)
- No. 74 - Brady Tygart (RHP)
- No. 94 - Hudson White (C)

TOP 75 COLLEGE SENIORS

- No. 31 - Peyton Holt (3B)
- No. 41 - Ben McLaughlin (INF)

TOP 2024 MLB DRAFT PROSPECTS

- No. 6 - Hagen Smith (LHP)
- No. 95 - Brady Tygart (RHP)
- No. 169 - Mason Molina (LHP)
- No. 205 - Peyton Stovall (2B)
- No. 257 - Hudson White (C)

TOP 2025 MLB DRAFT PROSPECTS

- No. 13 - Wehiwa Aloy (SS)
- No. 121 - Jayson Jones (OF)

TOP 2026 MLB DRAFT PROSPECTS

- No. 7 - Gabe Gaeckle (RHP)
- No. 14 - Hunter Dietz (LHP)
- No. 16 - Ryder Helfrick (C)
- No. 18 - Adam Hachman (LHP)
- No. 34 - Nolan Souza (MIF)
- No. 73 - Colin Fisher (LHP)



Since the start of the 2017 season, Arkansas has recorded **326 total wins**. The Razorbacks are the winningest program in all of college baseball in that span.

MACHINE OF CONSISTENCY

- Since the start of the 2017 season, Arkansas is the winningest college baseball program in the entire country.

Team	Total Wins (2017 - '18 - '19 - '20 - '21 - '22 - '23 - '24)
Arkansas	326 (45 - 48 - 46 - 11 - 50 - 46 - 43 - 37)
Oregon State	311 (56 - 55 - 36 - 5 - 37 - 48 - 41 - 33)
East Carolina	308 (47 - 46 - 44 - 13 - 47 - 44 - 32 - 35)
Florida	307 (52 - 49 - 34 - 16 - 38 - 42 - 54 - 22)
Southern Miss	306 (50 - 44 - 40 - 12 - 40 - 47 - 46 - 27)
Vanderbilt	304 (36 - 35 - 59 - 13 - 49 - 39 - 42 - 31)
LSU	303 (52 - 39 - 40 - 12 - 38 - 40 - 54 - 28)
Texas Tech	300 (45 - 45 - 46 - 16 - 39 - 39 - 41 - 29)
Tennessee	299 (27 - 29 - 40 - 15 - 50 - 57 - 44 - 37)

- Under Dave Van Horn, who is in his 22nd year as the Razorbacks' head coach, Arkansas has tallied seven 45-win seasons.

Season	Total Wins
2004	45
2012	46
2017	45
2018	48
2019	46
2021	50
2022	46

- Excluding the shortened 2020 season, the Hogs are the only SEC team, and one of only two teams in the country (along with Southern Miss), to record 40 or more wins in each of the last six full seasons.

Season	Overall Wins	SEC Wins
2017	45	18
2018	48	18
2019	46	20
2021	50	22
2022	46	18
2023	43	20

HISTORIC HOGS

- Arkansas has won 18-plus SEC games in six consecutive seasons.
- LSU is the only other team in SEC history to record at least six consecutive seasons of 18 or more SEC victories (10 consecutive seasons with 18 or more SEC wins from 1996-2005).
- Arkansas has started 8-4 or better in SEC play for seven consecutive seasons. It is the best stretch of starting 8-4 or better in SEC play by a team since LSU did so in eight consecutive seasons from 1991-98.

THE BIG 2-0

- Arkansas went 20-10 in SEC play in the 2023 regular season, finishing with 20 or more SEC victories for the fourth time in program history.

Year	SEC Record (Finish)
1999	22-8 (SEC overall champions)
2019	20-10 (SEC Western Division champions)
2021	22-8 (SEC overall champions)
2023	20-10 (SEC overall champions)

SEC TITLE TALK

- Arkansas head coach Dave Van Horn is one of only 11 head coaches in SEC history to win at least three SEC regular-season championships.

Coach	School	Championships
Skip Bertman	LSU	7
Kevin O'Sullivan	Florida	6
Tim Corbin	Vanderbilt	4
Paul Mainieri	LSU	4
Paul Gregory	Mississippi State	4
Paul Nix	Auburn	4
Tom Swayze	Ole Miss	4
Ray Tanner	South Carolina	3
Dave Van Horn	Arkansas	3

GONE STREAKING

- Arkansas has recorded 10 winning streaks of 10 or more games, including two such winning streak this season, since head coach Dave Van Horn took over at the helm of the program.

Winning Streak	Dates
16	March 7, 2020-March 13, 2021
15	Feb. 25-March 22, 2024
15	March 1-28, 2023
13	April 3-23, 2010
12	March 5-25, 2022
12	Feb. 11-March 8, 2005
11	March 26-April 12, 2024
10	May 16-June 5, 2021
10	March 4-21, 2012
10	Feb. 11-March 5, 2003

- The Razorbacks' 15-game winning streaks in 2023 and 2024 were their longest in-season winning streak of the Van Horn era.
- They were also the longest in-season winning streaks in program history since the Hogs won the first 18 games of the 1996 season.

HOME SWEET BAUM-WALKER

- Arkansas is 29-2 (.936 winning percentage) inside the friendly confines of Baum-Walker Stadium this season.
- This season, the Razorbacks won a program-record 27 consecutive games at Baum-Walker Stadium (Feb. 19-April 27).
- Excluding 2020, Arkansas has won 28-plus games at home in seven consecutive seasons, including a program-record 34 wins in 2018.

Year	Home Record	Overall Record (Postseason)
2017	29-8	45-19 (Regional)
2018	34-4	48-21 (College World Series)
2019	33-7	46-20 (College World Series)
2020	N/A	N/A
2021	30-8	50-13 (Super Regional)
2022	28-7	46-21 (College World Series)
2023	32-6	43-18 (Regional)
2024	29-2	TBD



HOME WINS, HOME WINS AND MORE HOME WINS

- In order of winning percentage, here are the Razorbacks' top records at home since Baum-Walker Stadium opened in 1996.

Year	Home Record	Winning Percentage
2024	29-2	.936
2018	34-4	.895
2023	32-6	.842
2019	33-7	.825
2022	28-7	.800
2004	31-7	.795

HOGS BOASTS COLLEGIATE BASEBALL'S NO. 1 RECRUITING CLASS

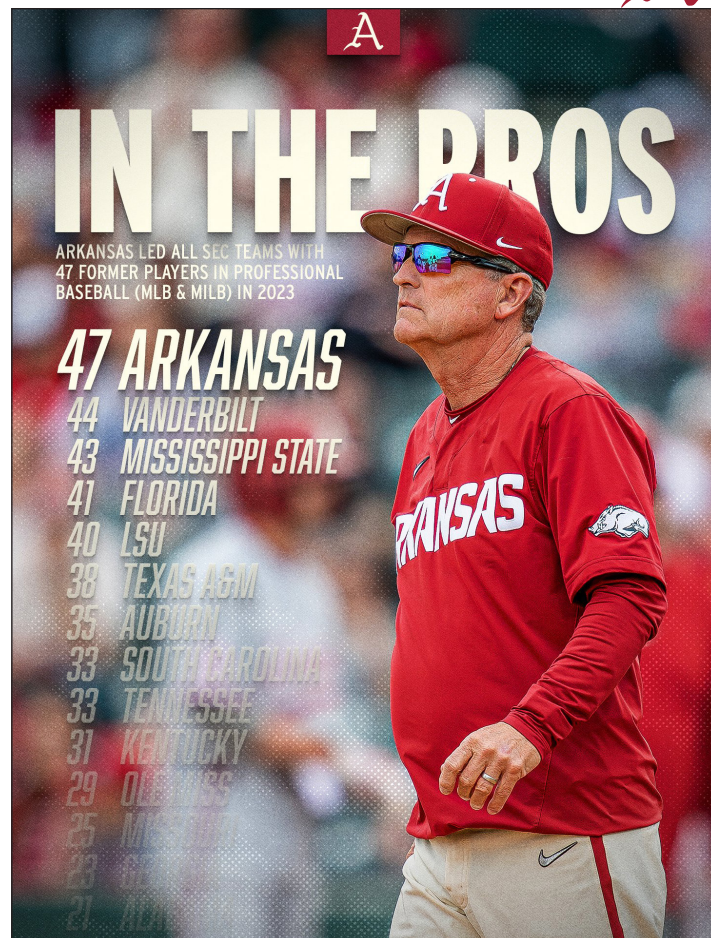
- For the first time in program history, head coach Dave Van Horn and the Hogs won Collegiate Baseball's national recruiting championship.
- Arkansas' star-studded 2023 recruiting class was named the nation's best by the publication, which released its top-50 class rankings on Tuesday, Sept. 26. The Hogs brought in 24 newcomers, including 14 freshmen, nine Division I transfers and one junior college product.
- This is the third year in a row that Arkansas has landed a top-five recruiting class as well as the program's fourth consecutive year with a top-10 recruiting class according to Collegiate Baseball.
- Arkansas is the only team in the country to earn a top-five recruiting class ranking in three consecutive years from Collegiate Baseball.
- The Hogs' 2021 and 2022 recruiting classes were lauded as the country's fourth-best and third-best, respectively.

J.B. & JOHNELLE HUNT FAMILY BASEBALL DEVELOPMENT CENTER

- The J.B. & Johnelle Hunt Family Baseball Development Center is a 49,000-square foot baseball performance facility, providing student-athletes with an expanded locker room, team meeting room, strength & conditioning center, training room, nutrition center, pitching development center and an in-venue batting tunnel.
- The one-of-a-kind facility, which opened ahead of the 2022 campaign, sits in the right-field corner of Baum-Walker Stadium.
- It also includes a tunnel to connect the facility to the first-base dugout and postgame press conference room.



The \$27 million, 49,000-square foot **J.B. & Johnelle Hunt Family Baseball Development Center** is the only one of its kind in all of college baseball.



Arkansas led all SEC teams with **47 former players** competing in professional baseball (MLB & MiLB) during the 2023 season.

PROHOGS

- Eight Hogs are on an MLB roster to begin the 2024 season.

Player	Team	Draft Year
Jalen Beeks	Colorado Rockies	2014
Andrew Benintendi	Chicago White Sox	2015
Isaiah Campbell	Boston Red Sox	2019
Dominic Fletcher	Chicago White Sox	2019
James McCann	Baltimore Orioles	2011
Drew Smyly	Chicago Cubs	2010
Ryne Stanek	Seattle Mariners	2013
Trevor Stephan	Cleveland Guardians (IL)	2017

- Six (6) former Razorbacks have won a World Series championship.

Player	Team	Year
Dick Hughes	St. Louis Cardinals	1967
Eric Hinske	Boston Red Sox	2007
	New York Yankees	2009
Dallas Keuchel	Houston Astros	2017
Andrew Benintendi	Boston Red Sox	2018
Drew Smyly	Atlanta Braves	2021
Ryne Stanek	Houston Astros	2022



SERIES HISTORY

INSIDE THE SERIES (SINCE 1960): MISSOURI STATE

Overall Series Record: 57-30
 Record in Fayetteville, Ark.: 22-14
 Record in Springfield, Mo.: 35-15
 Record at Neutral Sites: 0-1

IN THE DVH ERA (2003-PRESENT): MISSOURI STATE

Overall Series Record: 19-11
 Record in Fayetteville, Ark.: 11-8
 Record in Springfield, Mo.: 8-3
 Record at Neutral Sites: 0-0

Previous 14 meetings (Missouri State leads, 8-6)

DATE	SITE	W/L	SCORE
3/31/15	Fayetteville, Ark.	L	2-0
6/5/15	Fayetteville, Ark.+	W	18-4
6/6/15	Fayetteville, Ark.+	L	3-1
6/7/15	Fayetteville, Ark.+	W	3-2
5/3/16	Springfield, Mo.	L	14-6
5/17/16	Fayetteville, Ark.	L	8-2
4/11/17	Springfield, Mo.	W	12-4
6/3/17	Fayetteville, Ark.+	L	5-4
6/4/17	Fayetteville, Ark.+	W	11-10
6/5/17	Fayetteville, Ark.+	L	3-2
4/17/18	Fayetteville, Ark.	W	11-7
3/26/19	Springfield, Mo.	W	8-2
5/3/22	Fayetteville, Ark.+	L	6-4
4/25/23	Springfield, Mo.	L	8-4

BOX SCORE FROM PREVIOUS MEETING



2023 Arkansas Baseball
#7 Arkansas at Missouri State
 Apr 25, 2023 at Springfield, Mo. (Hammons Field)



Arkansas 4 (30-11)

Player	ab	r	h	rbi	bb	so	po	a	lob
Kendall Diggs rf	2	0	0	0	1	1	2	0	0
Jace Bohrofen cf	4	0	0	0	0	1	2	0	1
Caleb Cali 3b	4	0	1	0	0	0	2	0	0
Ben McLaughlin 1b	4	1	2	0	0	0	5	0	0
Brady Slavens lf	4	1	1	1	0	2	0	0	2
Jayson Jones dh	3	1	0	0	1	0	0	0	0
Peyton Holt 2b	3	1	1	1	0	2	1	1	0
Hudson Polk c	2	0	0	0	0	5	1	0	0
Reese Robinett ph	1	0	0	0	0	1	0	0	0
Parker Rowland c	1	0	0	0	0	0	3	0	0
John Bolton ss	2	0	0	0	0	1	3	4	1
Harold Coil ph/ss	2	0	0	1	0	1	0	0	1
Cody Adcock p	0	0	0	0	0	0	0	0	0
Zack Morris p	0	0	0	0	0	0	0	0	0
Austin Ledbetter p	0	0	0	0	0	0	0	0	0
Parker Coil p	0	0	0	0	0	0	1	0	0
Ben Bybee p	0	0	0	0	0	0	1	0	0
Totals	32	4	5	3	2	9	24	7	5

Missouri State 8 (23-16)

Player	ab	r	h	rbi	bb	so	po	a	lob
Rodriguez,Nick ss	5	2	2	1	0	2	1	2	1
Nivens,Spencer cf	3	1	0	0	2	1	3	0	1
Hull,Mason 2b	4	1	1	0	0	0	3	4	0
Stewart,Zack rf	3	1	1	1	1	2	4	0	0
Kelly,Cody 1b	2	0	0	1	1	2	3	0	0
Greer,Mason 1b	0	0	0	0	0	0	1	1	0
Gollert,Taeg lf	4	1	2	2	0	0	2	0	2
Cratic,Cam dh	4	1	2	1	0	1	0	0	0
Socci,Anthony c	3	1	1	2	1	1	9	0	0
McCutcheon,Jake 3b	3	0	1	0	0	0	0	0	2
Lopez,Izzy 3b	0	0	0	0	1	0	0	1	0
Tscherter,Tyler p	0	0	0	0	0	0	0	0	0
Ziegenbein,Trey p	0	0	0	0	0	0	0	0	0
Youngbrandt,Scott p	0	0	0	0	0	0	0	0	0
Metz,Reed p	0	0	0	0	0	0	1	0	0
Totals	31	8	10	8	6	9	27	8	6

Score by Innings	1	2	3	4	5	6	7	8	9	R	H	E
Arkansas	0	2	0	0	0	0	2	0	0	4	5	0
Missouri State	1	0	6	1	0	0	0	0	X	8	10	3

E - Hull,M.(8); Kelly,C.; Socci,A.(2). DP - Arkansas 2; Missouri St. 1. LOB - Arkansas 5; Missouri St. 6. 2B - McLaughlin(1); Gollert,T. 2(12). 3B - Holt(2). HR - Rodriguez,N.(6); Socci,A.(5). HBP - Holt. SF - Kelly,C.(3). Reached on CI - Diggs.

Arkansas	ip	h	r	er	bb	so	ab	bf	np	Missouri State	ip	h	r	er	bb	so	ab	bf	np
Cody Adcock	2.0	2	1	1	2	2	7	9	45	Tscherter,Tyler	3.0	4	2	1	2	3	12	14	50
Zack Morris	0.2	4	5	5	1	2	6	7	30	Ziegenbein,Trey	3.0	0	0	0	0	3	9	9	39
Austin Ledbetter	0.2	2	2	2	2	0	4	6	23	Youngbrandt,Scott	0.2	1	2	0	0	1	4	5	17
Parker Coil	2.2	2	0	0	0	2	8	9	32	Metz,Reed	2.1	0	0	0	0	2	7	8	33
Ben Bybee	2.0	0	0	0	1	3	6	7	28										

Win - Ziegenbein,T (2-3). Loss - Morris (0-3). Save - None.
 HBP - by Metz,R. (Holt). CI - Socci,A.. Inherited runners/scored: Ledbetter 1/1; Coil 3/1; Metz,R. 1/0.
 Pitches/strikes: Adcock 45/27; Morris 30/20; Ledbetter 23/12; Coil 32/21; Bybee 28/16; Tscherter,T. 50/31; Ziegenbein,T 39/23; Youngbrandt 17/11; Metz,R. 33/21.

Umpires - HP: Joseph Brown 1B: Mark Hutchison 3B: Greg Harmon
 Start: 6:32 pm Time: 2:45 Attendance: 2780
 Weather: 62, cloudy, wind R to L at 9

HONORS & AWARDS

INF Wehiwa Aloy

NCBWA Preseason All-American (SS, Second Team)
Golden Spikes Award Preseason Watch List
Brooks Wallace Award Shortstop of the Week (Week 7)

OF Kendall Diggs

Coaches Preseason All-SEC (OF, First Team)

LHP Colin Fisher

SEC Co-Freshman of the Week (Week 2)
Perfect Game Midseason Freshman All-American (RP, First Team)

RHP Gabe Gaeckle

Perfect Game Midseason Freshman All-American (RP, First Team)
NCBWA Stopper of the Year Award Midseason Watch List

LHP Stone Hewlett

NCBWA Stopper of the Year Award Midseason Watch List

LHP Mason Molina

NCBWA Preseason All-American (SP, Second Team)

RHP Will McEntire

D1Baseball Midseason All-American (RP, Second Team)
Perfect Game Midseason All-American (RP, First Team)
NCBWA Stopper of the Year Award Midseason Watch List

LHP Hagen Smith

Baseball America Preseason All-American (SP, First Team)
D1Baseball Preseason All-American (SP, First Team)
Perfect Game Preseason All-American (SP, First Team)
NCBWA Preseason All-American (SS, Second Team)
Baseball America Preseason SEC Pitcher of the Year
D1Baseball Preseason SEC Pitcher of the Year
Perfect Game Preseason SEC Pitcher of the Year
Coaches Preseason All-SEC (SP, First Team)
Golden Spikes Award Preseason Watch List
SEC Pitcher of the Week (Week 2)
D1Baseball National Pitcher of the Week (Week 2)
Golden Spikes Award Performance of the Week (Week 2)
NCBWA National Pitcher of the Week (Week 2)
Perfect Game National Pitcher of the Week (Week 2)
SEC Pitcher of the Week (Week 6)
D1Baseball Midseason Top Pitcher
Perfect Game Midseason Pitcher of the Year
D1Baseball Midseason All-American (SP, First Team)
Perfect Game Midseason All-American (SP, First Team)
Golden Spikes Award Midseason Watch List
NCBWA Dick Howser Trophy National Pitcher of the Month (March)

INF Nolan Souza

SEC Freshman of the Week (Week 8)

RHP Gage Wood

NCBWA Stopper of the Year Award Preseason Watch List



Left-hander **Hagen Smith**, who entered the 2024 campaign as a consensus preseason All-American and the Preseason SEC Pitcher of the Year by Baseball America, D1Baseball and Perfect Game, was named the SEC Pitcher of the Week and earned numerous national weekly awards after his 17-strikeout performance vs. #7 Oregon State on Feb. 23.

EASTERN DIVISION

	SEC	Pct.	GB	All	Pct.	Home	Away	Neutral	Div.	Top 25	Top 10	L10	Streak
Kentucky	16-5	.762	-	33-9	.786	17-4	14-4	2-1	7-5	11-4	1-2	6-4	L1
Tennessee	15-6	.714	1.0	37-7	.841	30-2	5-4	2-1	7-2	11-5	2-1	9-1	W6
South Carolina	11-10	.524	5.0	29-14	.674	21-7	6-6	2-1	8-4	11-10	7-7	6-4	W1
Vanderbilt	11-10	.524	5.0	31-13	.705	24-6	3-7	4-0	5-4	6-7	1-3	5-5	L2
Georgia	10-11	.476	6.0	31-12	.721	25-3	4-9	2-0	3-6	7-6	6-4	6-4	W1
Florida	9-12	.429	7.0	22-21	.512	15-9	7-11	0-1	2-7	9-12	5-5	5-5	W1
Missouri	6-15	.286	10.0	19-26	.422	12-12	6-12	1-2	5-10	3-9	3-9	4-6	L3

WESTERN DIVISION

	SEC	Pct.	GB	All	Pct.	Home	Away	Neutral	Div.	Top 25	Top 10	L10	Streak
Arkansas	16-5	.762	-	37-7	.841	29-2	5-4	3-1	9-3	9-4	4-0	7-3	L1
Texas A&M	15-6	.714	1.0	38-6	.864	28-2	7-4	3-0	7-2	16-6	4-2	8-2	L1
Mississippi State	12-9	.571	4.0	29-15	.659	20-7	7-7	2-1	7-5	8-7	6-6	7-3	W2
Alabama	9-12	.429	7.0	28-16	.636	20-7	5-8	3-1	5-4	8-9	7-5	6-4	W1
LSU	7-14	.333	9.0	28-17	.622	20-8	5-9	3-0	3-6	3-10	3-10	6-4	L1
Ole Miss	7-14	.333	9.0	23-20	.535	17-10	5-10	1-0	3-6	7-14	1-5	5-5	L1
Auburn	3-18	.143	13.0	21-22	.488	15-10	2-11	4-1	2-10	3-14	2-14	3-7	W1

SCHEDULE/RESULTS

Tuesday, April 30

Florida Atlantic at Florida - 4 p.m. [SECN+]
 #17 Georgia at Kennesaw State - 6 p.m. [ESPN+]
 Lipscomb at #3 Tennessee - 6 p.m. [SECN+]
 Lindenwood at Missouri - 7 p.m. [SECN]
 Tarleton State at #1 Texas A&M - 7 p.m. [SECN+]
 Tennessee Tech at #13 Vanderbilt - 7 p.m. [SECN+]
Missouri State at #2 Arkansas - 7:30 p.m. [SECN+]
 Grambling State at LSU - 7:30 p.m. [SECN+]

Wednesday, May 1

Missouri State at #2 Arkansas - 5 p.m. [SECN+]
 East Tennessee State at #14 South Carolina - 6:30 p.m. [SECN+]
 Ole Miss vs. #16 Mississippi State (Pearl, Miss.) - 7 p.m. [ESPNU]

Thursday, May 2

*#3 Tennessee at Florida - 7 p.m. [ESPN2]

Friday, May 3

*#13 Vanderbilt at #17 Georgia - 6 p.m. [SECN+]
***#2 Arkansas at #8 Kentucky - 6:30 p.m. [SECN+]**
 *#3 Tennessee at Florida - 6:30 p.m. [SECN+]
 *#15 Alabama at #16 Mississippi State - 7 p.m. [SECN+]
 *Ole Miss at Auburn - 7 p.m. [SECN+]
 *#14 South Carolina at Missouri - 7 p.m. [SECN+]
 *#1 Texas A&M at LSU - 8 p.m. [SECN]

Saturday, May 4

***#2 Arkansas at #8 Kentucky - 2 p.m. [SECN+]**
 *#13 Vanderbilt at #17 Georgia - 2 p.m. [SECN+]
 *#15 Alabama at #16 Mississippi State - 3 p.m. [SECN+]
 *#14 South Carolina at Missouri - 4 p.m. [SECN+]
 *#3 Tennessee at Florida - 6:30 p.m. [SECN+]
 *#1 Texas A&M at LSU - 7:30 p.m. [ESPNU]
 *Ole Miss at Auburn - 8 p.m. [SECN]

Sunday, May 5

***#2 Arkansas at #8 Kentucky - 1 p.m. [SECN+]**
 *#13 Vanderbilt at #17 Georgia - 1 p.m. [SECN+]
 *#15 Alabama at #16 Mississippi State - 2 p.m. [SECN+]
 *#1 Texas A&M at LSU - 2 p.m. [SECN+]
 *#14 South Carolina at Missouri - 2 p.m. [SECN+]
 *Ole Miss at Auburn - 4 p.m. [SECN]

All times Eastern

Rankings reflect highest among major polls

*SEC game



ACTIVE CAREER LEADERS

Runs Scored

1.	Mac Bingham*, LSU	175
2.	Braden Montgomery*, Texas A&M	173
3.	Ethan Groff*, Ole Miss	166
4.	Tommy White*, LSU	160
5.	Clayton Chadwick*, Georgia	156
	Jared Sprague-Lott*, Arkansas	156
7.	Ted Burton*, Texas A&M	153
8.	Grant Smith*, Kentucky	151
9.	TJ McCants*, Alabama	147
10.	Evan Sleight*, Alabama	144

Triples

1.	Max Grant*, Alabama	13
2.	Mac Bingham*, LSU	10
3.	Connor Hujsak*, Mississippi State	7
	TJ McCants, Alabama	7
5.	Cooper Weiss*, Auburn	6
6.	Ryan Targac, Texas A&M	5
	Jared Sprague-Lott*, Arkansas	5
	Paul Toetz*, Georgia	5
9.	Dillon Carter*, Georgia	4
	Clayton Chadwick*, Georgia	4
	Jack Wagner*, Arkansas	4
	Grant Smith*, Kentucky	4
	Ethan Groff*, Ole Miss	4

Runs Batted In

1.	Tommy White*, LSU	222
2.	Braden Montgomery*, Texas A&M	191
3.	Jac Caglianone, Florida	170
4.	Ted Burton*, Texas A&M	164
5.	Dylan Goldstein*, Georgia	162
6.	Mac Bingham*, LSU	161
7.	Ryan Nicholson*, Kentucky	157
8.	Kennedy Jones*, South Carolina	151
9.	Evan Sleight*, Alabama	148
10.	Grant Smith, Kentucky	147
11.	Christian Hall*, Auburn	145
12.	Jared Sprague-Lott*, Arkansas	131

Stolen Bases

1.	Jacob Humphrey*, Vanderbilt	90
2.	Ryan Waldschmidt*, Kentucky	53
3.	Cooper Weiss*, Auburn	51
4.	Ethan Groff*, Ole Miss	44
5.	Amani Larry*, Mississippi State	42
6.	Emilien Pitre, Kentucky	40
7.	Dylan Brewer*, South Carolina	39
8.	Ty Crittenger*, Kentucky	38
9.	Ty Wilmsmeyer, Arkansas	35
10.	Calvin Hewett, Vanderbilt	34

Wins

1.	Ty Good*, South Carolina	29
2.	Dominic Niman*, Kentucky	23
	Hagen Smith, Arkansas	23
	Drew Beam, Tennessee	23
5.	Trey Pooser*, Kentucky	20
6.	Devin Futrell, Vanderbilt	19
7.	Carter Holton, Vanderbilt	18
8.	Tyler Davis*, Mississippi State	17
9.	Carter Rustad*, Missouri	16
	Khal Stephen*, Mississippi State	16
11.	Chris Cortez, Texas A&M	15
12.	Will McEntire, Arkansas	14
13.	Luke Holman, LSU	13

Saves

1.	Brandon Neely, Florida	15
2.	Zach DeVito*, Georgia	14
3.	Alton Davis, Alabama	12
	Chris Veach*, South Carolina	12
5.	AJ Causey*, Tennessee	10
6.	Brady Tygart, Arkansas	9
	Ryan Slater, Florida	9
8.	Justin Loer*, LSU	8
	Stone Hewlett*, Arkansas	8
10.	Brandt Pancer*, Georgia	7
	Will McEntire, Arkansas	7
	Tyler Davis*, Mississippi State	7
13.	Gage Wood, Arkansas	6
	Will Cannon, Auburn	6
	Gabe Gaeckle, Arkansas	6
	Christian Mracna*, Georgia	6

Strikeouts

1.	Ty Good*, South Carolina	323
2.	Hagen Smith, Arkansas	310
3.	Mason Molina*, Arkansas	247
4.	Carter Holton, Vanderbilt	239
5.	Dominic Niman*, Kentucky	238
6.	Trey Pooser*, Kentucky	227
7.	Drew Beam, Tennessee	207
8.	Luke Holman, LSU	199
9.	Will McEntire, Arkansas	193
10.	Bobby Alcock*, Alabama	185

Innings Pitched

1.	Ty Good*, South Carolina	286.2
2.	Trey Pooser*, Kentucky	268.0
3.	Dominic Niman*, Kentucky	267.0
4.	Drew Beam, Tennessee	223.1
5.	Hagen Smith, Arkansas	209.0
6.	Carter Holton, Vanderbilt	189.4
7.	Mason Molina*, Arkansas	187.2
8.	Will McEntire, Arkansas	186.2
9.	Daniel Padysak*, Georgia	182.3
10.	Devin Futrell, Vanderbilt	180.2

* - Indicates stats from a previous non-SEC school are included

A || QUICK FACTS

GENERAL INFORMATION

Location..... Fayetteville, Ark.
 Founded..... 1871
 Enrollment..... 30,936
 Nickname..... Razorbacks
 School Colors..... Cardinal (PMS 201) and White
 Conference..... Southeastern (SEC)
 System President..... Dr. Donald R. Bobbitt (Arkansas, 1980)
 Chancellor..... Dr. Charles Robinson (Houston, 1987)
 Athletics Director..... Hunter Yurachek (Guilford, 1990)
 Faculty Athletic Rep..... Paul Adams (LSU, 1992)
 Athletics Website..... ArkansasRazorbacks.com
 Athletic Department Phone..... (479) 575-6533
 Ticket Office Phone..... (479) 575-5151

BAUM-WALKER STADIUM

Home Facility..... Baum-Walker Stadium at George Cole Field
 Capacity..... 11,121 (8,237 Chairbacks)
 Largest Crowd (actual)..... 12,167 vs. Missouri State (June 6, 2015)
 Stadium Opening..... April 13, 1996
 Dedication..... May 3, 1996
 Field Dimensions..... LL - 320, LC - 375, CF - 400, RC - 365, RL - 312
 Surface..... Grass

COACHES & SUPPORT STAFF

Head Coach..... Dave Van Horn (Arkansas, 1988)
 Record at Arkansas..... 876-448 (22 seasons, .662)
 Overall Division I Record..... 1,196-605 (30 seasons, .664)
 Overall as a Head Coach..... 1,461-688 (36 seasons, .680)
 DI Postseason Appearances (Total/at Arkansas)..... 23/19
 College World Series Appearances (Total/at Arkansas)..... 9/7
 (Neb: 2001, 2002; Ark: 2004, 2009, 2012, 2015, 2018, 2019, 2022)
 Assistant Coach/Recruiting Coordinator..... Nate Thompson (Dallas Baptist, 2006)
 Assistant Coach..... Matt Hobbs (Missouri, 2002)
 Assistant Coach..... Bobby Wernes (Arkansas, 2018)
 Director of Baseball Operations..... Clay Goodwin (Arkansas, 2005)
 Director of Strength & Conditioning..... Hunter Bell (Arkansas-Monticello, 2018)
 Director of Video & Scouting..... Zach Barr (Arkansas, 2017)
 Director of Analytics..... DJ Baxendale (Arkansas, 2019)
 Athletic Trainer..... Corey Wood (East Carolina, 2008)
 Equipment Manager..... Mark Taylor (Ouachita Baptist, 1988)
 Graduate Manager..... John McElroy
 Student Managers..... Ryan Cleinmark, Bryson Halford, Owen Hoover,
 Zane Ramey, Matthew Schluterman
 Sports Information Director..... Oliver Grigg (Tulane, 2017)
 Sport Administrator..... Kevin Trainor (Arkansas, 1994)
 Administrative Assistant..... Kelly Moore (Arkansas, 2004)

HISTORY

First Year of Arkansas Baseball..... 1897
 Years of Varsity Baseball at Arkansas..... 102
 (1897, 1901-03, 05, 08-16, 19-20, 22-29, 47-2024)
 All-Time Program Record..... 2,429-1,468-6 (.623)
 All-Time Conference Record/Years..... SEC: 493-428 (.535)/32
 SWC: 249-190 (.567)/23
 Combined: 742-618 (.546)/55
 Conference Titles/Years..... SEC Overall: 4/1999, 2004, 2021, 2023
 SEC Western Division: 8/1999, 2004, 2007, 2011, 2018, 2019, 2021, 2023
 SWC: 2/1989, 1990
 Conference Tournament Record/Years..... SEC: 40-45 (.471)/27
 SWC: 18-25 (.419)/14
 Combined: 58-70 (.453)/41
 Conference Tournament Titles/Years..... SEC: 1/2021
 SWC: 1/1985
 NCAA Postseason Appearances..... 34
 (1973, 79-80, 83, 85-90, 95-96, 98-99, 2002-15, 2017-19, 2021-23)
 NCAA Postseason Record..... 102-77 (.570)
 College World Series Appearances..... 11
 (1979, 1985, 1987, 1989, 2004, 2009, 2012, 2015, 2018, 2019, 2022)
 College World Series Record..... 18-22 (.450)
 NCAA Super Regional Appearances..... 10
 (2002, 2004, 2009, 2010, 2012, 2015, 2018, 2019, 2021, 2022)
 NCAA Super Regional Record..... 16-10 (.615)
 NCAA Regional Appearances..... 33
 NCAA Regional Record..... 68-45 (.602)
 Overall NCAA Regional Hosts..... 10 (1999, 2004, 2006, 2007, 2010, 2017, 2018, 2019, 2021, 2023)
 Best NCAA Finish..... 1979 & 2018 National Runner-Up

TEAM INFORMATION

2023 Overall Record..... 43-18
 Home..... 32-6
 Away..... 7-9
 Neutral..... 4-3
 SEC Record..... 20-10
 SEC Finish..... T-1st Overall
 SEC Tournament..... T-3rd
 Postseason..... NCAA Regional
 Lettermen Returning/Lost..... 20/13
 Position Starters (including DH) Returning/Lost..... 3/6
 Pitchers Returning/Lost..... 11/5
 Newcomers/Redshirts..... 22/1
 Captains..... OF Kendall Diggs, LHP Hagen Smith, INF Peyton Stovall

TOP RETURNING POSITION PLAYERS

Kendall Diggs	OF	Jr.	.299/.436/.547, 51 R, 12 2B, 1 3B, 12 HR, 63 RBI, 1 SB
Peyton Holt	INF/OF	Sr.	.392/.489/.581, 24 R, 4 2B, 2 3B, 2 HR, 17 RBI, 6 SB
Ben McLaughlin	INF	Sr.	.346/.442/.487, 12 R, 3 2B, 1 3B, 2 HR, 14 RBI
Peyton Stovall	INF	Jr.	.253/.330/.393, 30 R, 4 2B, 1 3B, 5 HR, 31 RBI, 3 SB

TOP RETURNING PITCHERS

Will McEntire	RHP	R-Sr.	8-3, 5.07 ERA, 87.0 IP, 83 SO, 2 SV
Hagen Smith	LHP	Jr.	8-2, 3.64 ERA, 71.2 IP, 109 SO, 2 SV
Brady Tygart	RHP	Jr.	3-1, 3.20 ERA, 25.1 IP, 31 SO, 1 SV
Gage Wood	RHP	So.	2-0, 4.80 ERA, 30.0 IP, 42 SO, 5 SV

TOP NEWCOMERS

Wehiwa Aloy	INF	So.	Wailuku, Hawai'i (Sacramento State)
Hunter Dietz	LHP	Fr.	Trinity, Fla. (Calvary Christian HS)
Colin Fisher	LHP	Fr.	Noble, Okla. (Noble HS)
Gabe Gaeckle	RHP	Fr.	Aptos, Calif. (Aptos HS)
Ryder Helfrick	C	Fr.	Discovery Bay, Calif. (Clayton Valley Charter HS)
Mason Molina	LHP	Jr.	Rancho Santa Margarita, Calif. (Texas Tech)
Nolan Souza	INF	Fr.	Honolulu, Hawai'i (Punahou School)
Jack Wagner	INF/OF	Grad.	Wichita, Kan. (Tarleton State)
Hudson White	C	Jr.	Keller, Texas (Texas Tech)
Ty Wilmsmeyer	OF	Grad.	Springfield, Mo. (Missouri)



Arkansas ace **Hagen Smith**, one of the Hogs' three team captains, went 8-2 with a 3.64 ERA, a team-leading 109 strikeouts and two saves in 71 2/3 innings of work as a sophomore in 2023.



Baseball America

Week 11

1. Texas A&M
2. **Arkansas**
3. Tennessee
4. Clemson
5. Florida State
6. East Carolina
7. North Carolina
8. Duke
9. Kentucky
10. Virginia
11. Oregon State
12. UC Irvine
13. NC State
14. Vanderbilt
15. Wake Forest
16. Oklahoma State
17. Alabama
18. South Carolina
19. Oklahoma
20. West Virginia
21. Oregon
22. UL-Lafayette
23. Mississippi State
24. Indiana State
25. UC Santa Barbara

D1Baseball

Week 11

1. Texas A&M
2. **Arkansas**
3. Tennessee
4. Clemson
5. East Carolina
6. Oregon State
7. Florida State
8. Kentucky
9. UC Irvine
10. Duke
11. Virginia
12. North Carolina
13. Wake Forest
14. Oklahoma State
15. South Carolina
16. Mississippi State
17. Vanderbilt
18. UL-Lafayette
19. Georgia
20. NC State
21. Arizona
22. Oklahoma
23. Alabama
24. Indiana State
25. Utah

Perfect Game

Week 11

1. Texas A&M
2. **Arkansas**
3. Tennessee
4. Clemson
5. East Carolina
6. Florida State
7. Oregon State
8. Duke
9. Virginia
10. UC Irvine
11. Kentucky
12. North Carolina
13. Wake Forest
14. Indiana State
15. Alabama
16. Vanderbilt
17. UC Santa Barbara
18. Oklahoma State
19. Georgia
20. UL-Lafayette
21. South Carolina
22. San Diego
23. Mississippi State
24. UNC Wilmington
25. NC State

USA Today Coaches

Week 11

1. Texas A&M
2. **Arkansas**
3. Tennessee
4. Clemson
5. East Carolina
6. Florida State
7. Oregon State
8. Kentucky
9. Duke
10. Virginia
11. UC Irvine
12. North Carolina
13. Vanderbilt
14. South Carolina
15. Wake Forest
16. Oklahoma State
17. Alabama
18. Georgia
19. UL-Lafayette
20. NC State
21. Mississippi State
22. Indiana State
23. Oklahoma
24. Arizona
25. Dallas Baptist

NCBWA

Week 11

1. Texas A&M
2. **Arkansas**
3. Tennessee
4. Clemson
5. East Carolina
6. Florida State
7. Oregon State
8. Kentucky
9. North Carolina
10. Virginia
11. UC Irvine
12. Duke
13. Vanderbilt
14. South Carolina
15. Wake Forest
16. Oklahoma State
17. Georgia
18. Mississippi State
19. Alabama
20. Indiana State
21. UL-Lafayette
22. NC State
23. Arizona
24. Oklahoma
25. UC Santa Barbara

ARKANSAS IN THE POLLS

	BA	D1Baseball	Perfect Game	USA Today	NCBWA
Preseason	3	3	2	4	4
Feb. 19 (1)	3	2	2	4	5
Feb. 26 (2)	3	2	2	5	5
March 4 (3)	3	2	2	3	4
March 11 (4)	1	1	1	1	2
March 18 (5)	1	1	1	1	1
March 25 (6)	1	1	1	1	1
April 1 (7)	1	1	1	1	1
April 8 (8)	1	1	1	1	1
April 15 (9)	2	2	2	2	3
April 22 (10)	2	2	2	2	2
April 29 (11)	2	2	2	2	2
May 6 (12)					
May 13 (13)					
May 20 (14)					
May 27 (15)					
June 4 (16)					
June 11 (17)					
Final	--	--	--	--	--

BA - Baseball America

D1 - D1Baseball

PG - Perfect Game

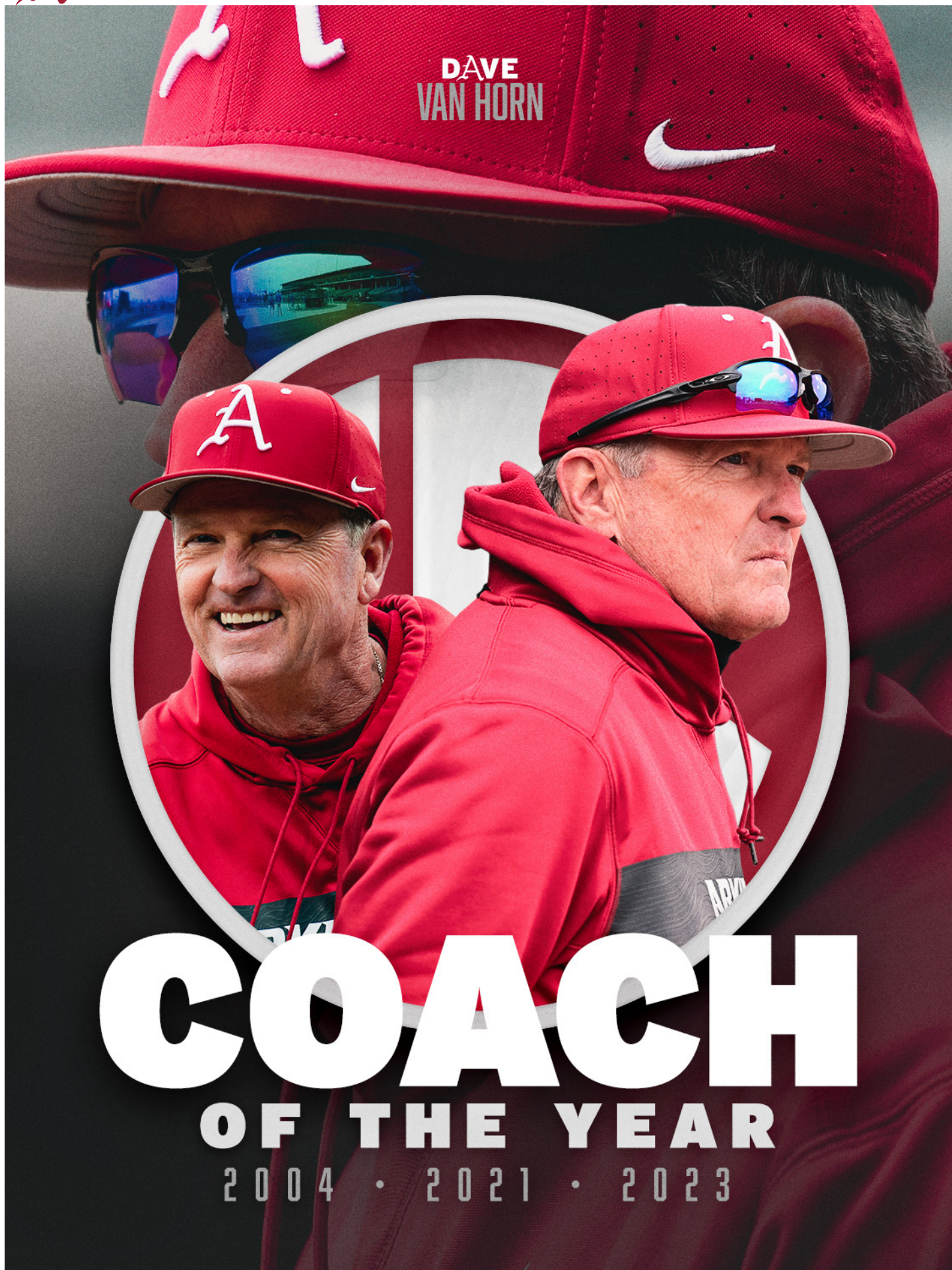
USA Today - USA Today Coaches Poll

NCBWA - National Collegiate Baseball Writers Association

(#) - Week



||| HEAD COACH DAVE VAN HORN



COACH

OF THE YEAR

2004 • 2021 • 2023



PERSONAL

Born: Sept. 17, 1960
 Hometown: Kansas City, Mo.
 Alma Mater: Arkansas (1988)
 Masters of Science: East Texas State (1992)
 Wife: Karen
 Children: Hollan, Mariel
 Named Head Coach at Arkansas: June 21, 2002

PLAYING HISTORY

1982-84 Atlanta Braves Organization
 1982 MLB Draft: 10th Round (Atlanta Braves)
 1982 Arkansas
 1981 MLB Draft: 10th Round (Chicago White Sox)
 1980-81 McLennan Community College

COACHING HONORS

2023 SEC Coach of the Year
 2021 SEC Coach of the Year
 2004 SEC Coach of the Year
 2001 Baseball America National Coach of the Year
 2001 BIG 12 Coach of the Year
 2001 ABCA Midwest Region Coach of the Year
 2000 ABCA Midwest Region Coach of the Year
 1997 Southland Coach of the Year
 1995 Southland Coach of the Year
 1994 NCAA Division II Coach of the Year
 1994 ABCA Central Region Coach of the Year

HALL OF FAME

2019 Arkansas Sports Hall of Fame
 2013 Winnetonka High School Hall of Fame
 2012 Ban Johnson League Hall of Fame
 2001 Central Missouri State Hall of Fame

Dave Van Horn, the three-time SEC Coach of the Year, has elevated Arkansas into one of the nation's premier college baseball programs ever since returning to his alma mater to take over for legendary former head baseball coach Norm DeBriyn.

In his 22nd season as head coach in 2024, Van Horn, the second-winningest coach in Arkansas baseball history, has led the Razorbacks to seven College World Series appearances, including a runner-up finish (2018) and four top-five finishes (2009, 2012, 2018, 2022), 19 NCAA Tournament berths, three SEC overall titles, seven SEC Western Division championships, one SEC Tournament title and 876 overall wins, including 349 SEC victories.

Van Horn, whose 1,461 career wins are the most among all active Division I head coaches, is one of only five head coaches in college baseball history with 300 or more SEC wins in their career. Year in and year out, Van Horn has produced nationally competitive teams and developed elite-level student-athletes on and off the field, including two Golden Spikes Award and Dick Howser Trophy winners in outfielder Andrew Benintendi (2015) and pitcher Kevin Kopps (2021), as well as numerous All-Americans, all-SEC performers and future professional baseball players.

Under Van Horn's guidance, 32 Razorbacks have earned All-America honors, 46 have garnered All-SEC recognition and 136 have heard their names called in the Major League Baseball draft.

HOGS VS. 2024 OPPONENTS UNDER DVH				
	W-L	Home	Away	Neutral
Alabama	38-31	21-9	15-18	2-4
Arkansas State	4-0	4-0	0-0	0-0
Auburn	41-24	20-10	19-14	2-0
Florida	31-24	15-6	10-14	6-4
Georgia	24-20	14-7	9-11	1-2
Grambling	11-0	10-0	0-0	1-0
James Madison	3-1	3-1	0-0	0-0
Kentucky	29-13	16-5	13-8	0-0
Little Rock	5-2	5-2	0-0	0-0
LSU	30-44	17-16	11-19	2-9
McNeese	8-1	6-1	2-0	0-0
Michigan	1-0	0-0	0-0	1-0
Mississippi State	36-28	18-12	16-14	2-2
Missouri	17-4	10-2	7-2	0-0
Missouri State	19-11	11-8	8-3	0-0
Murray State	6-0	6-0	0-0	0-0
Oklahoma State	8-7	2-3	4-2	2-2
Ole Miss	37-43	17-19	13-17	7-7
Omaha	2-0	2-0	0-0	0-0
Oral Roberts	17-6	11-3	5-3	1-0
Oregon State	2-2	0-0	0-0	2-2
San Jose State	2-0	2-0	0-0	0-0
South Carolina	32-23	14-10	14-10	4-3
Texas A&M	22-15	13-5	7-9	2-1
Texas Tech	7-1	3-0	0-0	4-1
UAPB	6-0	5-0	0-0	6-0
UCA	5-0	3-0	0-0	1-0

VAN HORN'S CAREER NUMBERS

Year	School	Record	Pct.	Conf.	Place	Conf. Tourn.	NCAA
1989	Texarkana CC	39-18	.684	N/A	N/A	N/A	--
1990	Texarkana CC	44-14	.759	N/A	N/A	N/A	--
1991	Texarkana CC	45-12	.789	N/A	N/A	N/A	--
1992	Texarkana CC	48-10	.827	N/A	1st	N/A	--
1993	Texarkana CC	38-18	.678	N/A	N/A	N/A	--
Total		214-72	.748	--	--	--	--
<hr/>							
1994	Central Missouri St.	51-11	.823	15-1	1st (Div.)	1st (4-1)	NCAA DII Champs
Total		51-11	.823	15-1	--	1 (4-1)	--
<hr/>							
1995	Northwestern St.	37-15	.711	19-5	1st	DNP (0-2)	--
1996	Northwestern St.	34-27	.557	14-16	2nd (Div.)	2nd (3-2)	--
1997	Northwestern St.	35-23	.603	19-9	1st	DNP (0-2)	--
Total		106-65	.620	52-30	--	3 (3-6)	--
<hr/>							
1998	Nebraska	24-20	.545	10-13	7th	DNQ	DNQ
1999	Nebraska	42-18	.700	16-9	5th	1st (4-0)	NCAA (1-2)
2000	Nebraska	51-17	.750	21-9	2nd	1st (5-1)	NCAA (4-2)
2001	Nebraska	50-16	.758	20-8	1st	1st (4-0)	CWS (5-2)
2002	Nebraska	47-21	.691	16-11	2nd	2nd (3-1)	CWS (5-3)
Total		214-92	.699	67-39	--	4 (16-2)	4 (15-9)
<hr/>							
2003	Arkansas	35-22	.612	14-16	6th West	T-7th (0-2)	NCAA (1-2)
2004	Arkansas	45-24	.652	19-11	T-1st Overall	4th (2-2)	CWS (6-3)
2005	Arkansas	39-22	.636	13-17	T-5th West	T-7th (0-2)	NCAA (2-2)
2006	Arkansas	39-21	.650	18-12	2nd West	T-7th (0-2)	NCAA (1-2)
2007	Arkansas	43-21	.672	18-12	1st West	2nd (3-1)	NCAA (2-2)
2008	Arkansas	34-24	.586	14-15	4th West	DNQ	NCAA (0-2)
2009	Arkansas	41-24	.631	14-15	4th West	4th (2-2)	CWS (7-2)
2010	Arkansas	43-21	.672	18-12	2nd West	T-7th (0-2)	NCAA (3-3)
2011	Arkansas	40-22	.645	15-15	1st West	T-3rd (2-2)	NCAA (2-2)
2012	Arkansas	46-22	.676	16-14	T-2nd West	T-9th (0-2)	CWS (7-3)
2013	Arkansas	39-22	.639	18-11	2nd West	T-3rd (2-1)	NCAA (2-2)
2014	Arkansas	40-25	.615	16-14	4th West	T-3rd (3-2)	NCAA (2-2)
2015	Arkansas	40-25	.615	17-12	3rd West	T-5th (2-2)	CWS (5-3)
2016	Arkansas	26-29	.473	7-23	7th West	DNQ	DNQ
2017	Arkansas	45-19	.703	18-11	2nd West	2nd (3-2)	NCAA (3-2)
2018	Arkansas	48-21	.696	18-12	T-1st West	T-3rd (2-1)	CWS Runner-Up (9-3)
2019	Arkansas	46-20	.697	20-10	T-1st West	T-5th (1-2)	CWS (5-3)
2020	Arkansas	11-5	.688	0-0	--	--	--
2021	Arkansas	50-13	.794	22-8	1st Overall	1st (4-0)	NCAA (4-3)
2022	Arkansas	46-21	.687	18-12	2nd West	T-7th (0-2)	CWS (8-3)
2023	Arkansas	43-18	.705	20-10	T-1st Overall	T-3rd (2-1)	NCAA (2-2)
2024	Arkansas	37-7	.841	16-5	--	--	--
Total		876-448	.662	349-267	--	18 (28-30)	19 (71-46)
<hr/>							
Career Totals		1,461-688	.680	483-337	--	51-39 (.567)	86-55 (.610)

A ||| THE ARKANSAS RAZORBACKS




1
TY WILMSMEYER
 Grad. • 6-2 • 185 • R/R
 OF • Springfield, Mo.




3
NOLAN SOUZA
 Fr. • 6-3 • 220 • L/R
 INF • Honolulu, Hawai'i




4
JACK WAGNER
 Grad. • 6-0 • 210 • R/R
 INF/OF • Wichita, Kan.




5
KENDALL DIGGS
 Jr. • 6-0 • 210 • L/R
 OF • Olathe, Kan.




6
BEN McLAUGHLIN
 Sr. • 6-3 • 200 • L/R
 INF • Golden, Colo.



8
HUDSON WHITE
 Jr. • 6-1 • 200 • R/R
 C • Keller, Texas




9
WEHIWA ALOY
 So. • 6-2 • 200 • R/R
 INF • Wailuku, Hawai'i




10
PEYTON STOVALL
 Jr. • 5-11 • 200 • L/R
 INF • Houghton, La.




11
JAEWOO CHO
 Fr. • 6-3 • 220 • R/R
 RHP • Seoul, South Korea



12
JARED SPRAGUE-LOTT
 Sr. • 6-0 • 195 • R/R
 INF • Philadelphia, Pa.




13
JAYSON JONES
 So. • 6-2 • 215 • R/R
 INF/OF • Savannah, Texas




14
ROSS LOVICH
 Sr. • 6-0 • 185 • L/L
 OF • Overland Park, Kan.




16
HUDSON POLK
 Sr. • 6-1 • 210 • R/R
 C • Coppell, Texas



17
HUNTER GRIMES
 R-Sr. • 6-1 • 185 • R/R
 OF • Kerrville, Texas



18
REESE ROBINETT
 So. • 6-3 • 220 • L/R
 INF • Kennett, Mo.



19
WILL EDMANSON
 Jr. • 6-1 • 195 • R/R
 OF • Luther, Okla.




20
GABE GAECKLE
 Fr. • 6-0 • 195 • R/R
 RHP • Aptos, Calif.



21
MASON MOLINA
 Jr. • 6-2 • 230 • R/L
 LHP • Rancho Santa Margarita, Calif.




22
TY WAID
 Fr. • 6-2 • 225 • R/R
 INF/OF • Texarkana, Ark.




24
PEYTON HOLT
 Sr. • 5-10 • 205 • R/R
 INF/OF • Greenwood, Ark.



25
BRADY TYGART
 Jr. • 6-2 • 215 • R/R
 RHP • Hernando, Miss.



26
TATE MCGUIRE
 Fr. • 6-3 • 210 • R/R
 RHP • Liberty, Mo.



27
RYDER HELFRICK
 Fr. • 6-1 • 205 • R/R
 C • Discovery Bay, Calif.




28
KOTY FRANK
 Grad. • 6-2 • 225 • R/R
 RHP • Tushka, Okla.




31
DYLAN CARTER
 R-Jr. • 6-2 • 225 • R/R
 RHP • Bentonville, Ark.




32
HUNTER DIETZ
 Fr. • 6-6 • 230 • R/L
 LHP • Trinity, Fla.




33
HAGEN SMITH
 Jr. • 6-3 • 225 • L/L
 LHP • Bullard, Texas




34
DIEGO RAMOS
 Fr. • 6-3 • 205 • S/R
 RHP • Vian, Okla.




36
PARKER COIL
 So. • 6-3 • 190 • R/L
 LHP • Edmond, Okla.



37
JAKE FAHERTY
 Jr. • 6-3 • 185 • R/R
 RHP • Georgetown, Ky.



38
COLIN FISHER
 Fr. • 6-3 • 225 • L/L
 LHP • Noble, Okla.




39
TUCKER HOLLAND
 Fr. • 6-6 • 235 • R/L
 LHP • Fayetteville, N.C.




40
BEN BYBEE
 So. • 6-6 • 235 • R/R
 RHP • Overland Park, Kan.




41
WILL MCENTIRE
 R-Sr. • 6-4 • 225 • L/R
 RHP • Bryant, Ark.




43
KADE SMITH
 Fr. • 6-0 • 200 • R/R
 OF • Searcy, Ark.



44
PARKER ROWLAND
 Sr. • 6-3 • 215 • S/R
 C • Tulsa, Okla.




45
GAGE WOOD
 So. • 6-0 • 205 • R/R
 RHP • Batesville, Ark.



46
CHRISTIAN FOUTCH
 So. • 6-3 • 230 • R/R
 RHP • Littleton, Colo.



48
COOPER DOSSETT
 So. • 6-0 • 200 • R/R
 RHP • Springdale, Ark.




49
STONE HEWLETT
 Sr. • 6-1 • 195 • L/L
 LHP • Leawood, Kan.




51
JACK SMITH
 Fr. • 6-4 • 225 • L/L
 LHP • Moulton, Ala.




55
JOSH HYNEMAN
 R-Fr. • 6-4 • 240 • R/R
 RHP • Jonesboro, Ark.




61
ADAM HACHMAN
 Fr. • 6-5 • 245 • L/L
 LHP • Wentzville, Mo.




2
DAVE VAN HORN
 Head Coach
 22nd Season



30
NATE THOMPSON
 Assistant Coach
 7th Season



47
MATT HOBBS
 Assistant Coach
 6th Season



7
BOBBY WERNES
 Assistant Coach
 4th Season



7
CLAY GOODWIN
 Director of Operations
 17th Season



No.	Player	Pos.	Yr.	Ht.	Wt.	B/T	Hometown / High School / Previous School
1	Ty Wilmsmeyer	OF	Grad.	6-2	185	R/R	Springfield, Mo. / Glendale HS / Missouri
3	Nolan Souza	INF	Fr.	6-3	220	L/R	Honolulu, Hawaii / Punahou School
4	Jack Wagner	INF/OF	Grad.	6-0	210	R/R	Wichita, Kan. / Maize South HS / Kansas / Tarleton State
5	Kendall Diggs	OF	Jr.	6-0	210	L/R	Olathe, Kan. / Saint Thomas Aquinas HS
6	Ben McLaughlin	INF	Sr.	6-3	210	L/R	Golden, Colo. / Golden HS / Hutchinson CC
8	Hudson White	C	Jr.	6-1	200	R/R	Keller, Texas / Byron Nelson HS / Texas Tech
9	Wehiwa Aloy	INF	So.	6-2	200	R/R	Wailuku, Hawaii / H.P. Baldwin HS / Sacramento State
10	Peyton Stovall	INF	Jr.	5-11	200	L/R	Haughton, La. / Haughton HS
11	Jaewoo Cho	RHP	Fr.	6-3	220	R/R	Seoul, South Korea / IMG Academy
12	Jared Sprague-Lott	INF	Sr.	6-0	195	R/R	Philadelphia, Pa. / Springside Chestnut Hill Academy / Richmond
13	Jayson Jones	INF/OF	So.	6-2	215	R/R	Savannah, Texas / Braswell HS
14	Ross Lovich	OF	Sr.	6-0	185	L/L	Overland Park, Kan. / Blue Valley West HS / Missouri
16	Hudson Polk	C	Sr.	6-1	210	R/R	Coppell, Texas / Coppell HS / Oklahoma
17	Hunter Grimes	OF	R-Sr.	6-1	185	R/R	Kerrville, Texas / Tivy HS / UTSA / McLennan CC
18	Reese Robinett	INF	So.	6-3	220	L/R	Kennett, Mo. / Kennett HS
19	Will Edmunson	OF	Jr.	6-1	195	R/R	Luther, Okla. / Homeschool / Hutchinson CC
20	Gabe Gaeckle	RHP	Fr.	6-0	195	R/R	Aptos, Calif. / Aptos HS
21	Mason Molina	LHP	Jr.	6-2	230	R/L	Rancho Santa Margarita, Calif. / Trabuco Hills HS / Texas Tech
22	Ty Waid	INF/OF	Fr.	6-2	225	R/R	Texarkana, Ark. / Arkansas HS
24	Peyton Holt	INF/OF	Sr.	5-10	205	R/R	Greenwood, Ark. / Greenwood HS / Crowder College
25	Brady Tygart	RHP	Jr.	6-2	215	R/R	Hernando, Miss. / Lewisburg HS
26	Tate McGuire	RHP	Fr.	6-3	210	R/R	Liberty, Mo. / Liberty North HS
27	Ryder Helfrick	C	Fr.	6-1	205	R/R	Discovery Bay, Calif. / Clayton Valley Charter HS
28	Koty Frank	RHP	Grad.	6-2	225	R/R	Tushka, Okla. / Tushka HS / Eastern Oklahoma State College / Nebraska
31	Dylan Carter	RHP	R-Jr.	6-2	225	R/R	Bentonville, Ark. / Bentonville West HS / Crowder College
32	Hunter Dietz	LHP	Fr.	6-6	230	R/L	Trinity, Fla. / Calvary Christian HS
33	Hagen Smith	LHP	Jr.	6-3	225	L/L	Bullard, Texas / Bullard HS
34	Diego Ramos	RHP	Fr.	6-3	205	S/R	Vian, Okla. / Vian HS
36	Parker Coil	LHP	So.	6-3	190	R/L	Edmond, Okla. / Edmond Memorial HS
37	Jake Faherty	RHP	Jr.	6-3	185	R/R	Georgetown, Ky. / Great Crossing HS
38	Colin Fisher	LHP	Fr.	6-3	225	L/L	Noble, Okla. / Noble HS
39	Tucker Holland	LHP	Fr.	6-6	235	R/L	Fayetteville, N.C. / The Burlington School
40	Ben Bybee	RHP	So.	6-6	235	R/R	Overland Park, Kan. / Blue Valley Southwest HS
41	Will McEntire	RHP	R-Sr.	6-4	225	L/R	Bryant, Ark. / Bryant HS
43	Kade Smith	OF	Fr.	6-0	200	R/R	Searcy, Ark. / Harding Academy
44	Parker Rowland	C	Sr.	6-3	215	S/R	Tulsa, Okla. / Bishop Kelley HS / Arkansas State / Eastern Oklahoma State College
45	Gage Wood	RHP	So.	6-0	205	R/R	Batesville, Ark. / Batesville HS
46	Christian Foutch	RHP	So.	6-3	230	R/R	Littleton, Colo. / Chatfield Senior HS
48	Cooper Dossett	RHP	So.	6-0	200	R/R	Springdale, Ark. / Har-Ber HS
49	Stone Hewlett	LHP	Sr.	6-1	195	L/L	Leawood, Kan. / Rockhurst HS / Kansas
51	Jack Smith	LHP	Fr.	6-4	225	L/L	Moulton, Ala. / Hartselle HS
55	Josh Hyneman	RHP	R-Fr.	6-4	240	R/R	Jonesboro, Ark. / Jonesboro HS
61	Adam Hachman	LHP	Fr.	6-5	245	L/L	Wentzville, Mo. / Timberland HS

Coaches & Support Staff

Head Coach:	2 Dave Van Horn, 22nd Season (Arkansas, 1988)
Assistant Coach:	30 Nate Thompson, 7th Season (Dallas Baptist, 2006)
Assistant Coach:	47 Matt Hobbs, 6th Season (Missouri, 2002)
Assistant Coach:	7 Bobby Wernes, 4th Season (Arkansas, 2016)
Director of Operations:	Clay Goodwin, 17th Season (Arkansas, 2005)
Director of Strength & Conditioning:	Hunter Bell, 2nd Season (Arkansas-Monticello, 2018)
Director of Video & Scouting:	Zach Barr, 7th Season (Arkansas, 2017)
Director of Baseball Analytics:	DJ Baxendale, 5th Season (Arkansas, 2019)
Athletic Trainer:	Corey Wood, 13th Season (East Carolina, 2008)
Equipment Manager:	Mark Taylor, 33rd Season (Ouachita Baptist, 1988)
Graduate Manager:	John McElroy
Student Managers:	Ryan Cleinmark, Bryson Halford, Owen Hoover, Zane Ramey, Matthew Schluterman
Sports Information Director:	Oliver Grigg, 4th Season (Tulane, 2017)
Academics Director:	Jonathan Burgess, 3rd Season (Central Arkansas, 2015)
Sport Administrator:	Kevin Trainor, 14th Season (Arkansas, 1994)
Administrative Assistant:	Kelly Moore, 21st Season (Arkansas, 2004)

Pronunciation Guide

Wehiwa Aloy	veh-hee-vuh ah-loy
Hunter Dietz	deets
Cooper Dossett	dah-set
Koty Frank	cody
Gabe Gaeckle	gack-uhl
Adam Hachman	hack-mann
Ross Lovich	low-vitch
Nolan Souza	sue-zuh
Jared Sprague-Lott	sprayg
Brady Tygart	ty-gert
Bobby Wernes	wer-niss
Ty Wilmsmeyer	wilms-meyer



THE STARTERS

#8 HUDSON WHITE C JR. **.243/.347/.350**

Has played in 31 games with 28 starts ... One homer and 12 RBI this season ... Hit a walk-off RBI double the 10th inning in the Razorbacks' series-clinching win against #8 LSU (March 29) ... Transfer from Texas Tech ... In 2023, played in 49 games with 44 starts ... Slashed .296/.397/.550 with 11 home runs and 49 RBI on the year ... Scored 39 runs ... Tallied 50 hits, including 10 doubles ... Drew 27 walks and was hit by four pitches ... 2-for-3 in stolen base attempts ... Recorded 10 multi-RBI games, including four games with two RBI, three games with three RBI, and three games with five or more RBI.

#6 BEN McLAUGHLIN 1B SR. **.322/.469/.523**

Has started all 44 games this season ... Tied for second on the team with seven homers on the year ... Second on the Hogs in RBI (32) ... Team leader in walks (40) ... In 2023, played in 28 games with 21 starts, slashing .346/.442/.487 with two homers and 14 RBI ... Racked up 27 hits, including three doubles and one triple ... Drew 11 walks and was hit by four pitches ... Eight multi-hit games, including one three-hit game, and three multi-RBI games ... Season-long seven-game hitting streak and 18-game reached base streak ... In SEC play, slashed .333/.460/.510 with two home runs and nine RBI over 16 games.

#10 PEYTON STOVALL 2B JR. **.331/.407/.559**

One of the Hogs' three team captains ... Has started all 32 games played in ... Seven homers and 30 RBI through 32 games this season ... Suffered a broken foot in a preseason scrimmage and missed first 12 games of the year ... Reached base in his first 20 games back after his return from the preseason injury ... Jacked a three-run homer in his season debut against McNeese (March 9) ... In 2023, started all 38 games played in at second before suffering a season-ending injury ... Slashed .253/.330/.393 with five homers and 31 RBI ... Racked up 38 hits, including four doubles and one triple.

#12 JARED SPRAGUE-LOTT 3B SR. **.311/.448/.509**

Has played in 32 games with 30 starts this season ... Five home runs and 18 RBI on the year ... Tied for third on the Razorbacks in walks (23) this season ... Homered in two consecutive games at #25 Alabama (April 12-13) ... Transfer from Richmond ... In 2023, started all 53 games played in ... Slashed .314/.440/.582 with a team-leading 13 homers and 43 RBI ... Scored a team-high 60 runs ... Tallied 61 hits, including 13 doubles ... Drew 44 walks ... Added three stolen bases ... In Atlantic 10 play, slashed .348/.492/.630 with six homers and 19 RBI ... Team-leading 34 runs scored against conference opponents ... Had 32 hits, including eight doubles ... Drew 24 walks compared to just 14 strikeouts.

#9 WEHIWA ALOY SS SO. **.283/.390/.494**

Has started all 44 games at shortstop ... Team leader in homers (10), RBI (44) and stolen bases (7) ... Tied for third on the Razorbacks in walks (23) this season ... First homer as a Hog was a grand slam against UCA (March 5) ... Hit his first home run in SEC play against Missouri (March 16) ... Transfer from Sacramento State ... In 2023, was a consensus Freshman All-American ... Played all 56 games with 55 starts ... Slashed .376/.427/.662 with 14 homers and 46 RBI ... Added 15 doubles and five triples ... One of three native-born Hawaiian student-athletes in Arkansas baseball history, including INF Rick Nomura (2015-16) and INF Nolan Souza (2024-pres.).

#14 ROSS LOVICH LF SR. **.290/.425/.449**

Has played in 28 games with 21 starts this season ... Two homers and 15 RBI on the year ... Tied for the team lead in triples (1) ... Transfer from Missouri ... In 2023, played in 28 games with 27 starts in the outfield, missing a handful of games due to injury ... Slashed .306/.383/.541 with four home runs and 20 RBI on the year ... Scored 30 runs ... Tallied 30 hits, including nine doubles and one triple ... Drew eight walks and was hit by six pitches.

#1 TY WILMSMEYER CF GRAD. **.196/.308/.239**

Has played in 35 games with 29 starts ... One homer and 12 RBI on the year ... Transfer from Missouri ... In 2023, started all 54 games for Tigers ... Slashed .311/.380/.482 with seven homers and 25 RBI ... Tied for the team lead in batting average (.311) ... Team leader in stolen bases, finishing 21-for-24 in attempts ... Scored 40 runs on the year ... Totaled 60 hits, including 10 doubles and one triple ... Ranked second on the Tigers in hits (60) and doubles (10).

#5 KENDALL DIGGS RF JR. **.245/.362/.439**

One of the Hogs' three team captains ... Has started 41 games ... Six homers and 26 RBI on the year ... Team leader in doubles (10) ... Socked his first homer of the season against Murray State (March 2) ... In 2023, played in 58 games with 57 starts ... Slashed .299/.436/.547 with 12 homers and a team-high 63 RBI on the year ... Scored 51 runs, tied for second most on the Hogs ... Racked up the team's second-most hits (60), including 12 doubles and 1 triple ... Totaled 110 bases ... Drew a team-high 46 walks ... Plunked by six pitches ... Finished with 14 multi-hit games and a team-leading 17 multi-RBI games ... Season-long 13-game hitting streak ... Reached base in a team-leading 34 consecutive games ... In SEC play, posted a .291/.437/.495 slash line with four homers and a team-leading 33 RBI ... Drew a team-high 26 walks in conference action ... Named to the All-SEC Second Team at designated hitter/utility.

#24 PEYTON HOLT DH SR. **.330/.440/.429**

Has played in 30 games with 25 starts ... Two homers and 13 RBI on the year ... Tied for team lead in triples (1) ... Tied for second in stolen bases (5) ... In 2023, played in 31 games with 19 starts ... Slashed .392/.489/.581 with two homers and 17 RBI ... Totaled 29 hits, including four doubles and two triples ... Drew nine walks and was hit by five pitches ... Perfect 6-for-6 in stolen base attempts ... 10 multi-hit games and four multi-RBI games ... Season-long 10-game hitting streak and 13-game reached base streak ... In SEC play, played in 13 games with nine starts ... Slashed .441/.513/.647 with one home run and eight RBI over 34 at-bats ... Had 15 hits, including four doubles, and scored nine runs.

THE BENCH

#3 NOLAN SOUZA INF FR.

Has played in 33 games with 27 starts as a true freshman ... Slashing .278/.388/.567 with seven homers and 26 RBI ... 3-for-3 in stolen base attempts ... Hit his first career grand slam against Arkansas State (April 2) ... Two multi-homer against in SEC play: vs. Missouri (March 15), vs. Ole Miss (April 6) ... Attended Punahou High School in Honolulu, Hawai'i ... Also played for the Hawai'i Tigers, where he was coached by former Razorback infielder Rick Nomura ... Ranked by Perfect Game as the No. 56 overall prospect and the No. 19 shortstop in the class of 2023 ... Rated the No. 1 overall prospect and the No. 1 shortstop in Hawai'i by Perfect Game ... One of three native-born Hawaiian student-athletes in Arkansas baseball history, including INF Rick Nomura (2015-16) and INF Wehiwa Aloy (2024-pres.).

#4 JACK WAGNER INF/OF GRAD.

Has played in 16 games with 12 starts ... Slashing .268/.365/.537 with three homers and 10 RBI ... Hit his first SEC homer against #8 LSU (March 28) in his first SEC start ... Transfer from Tarleton State ... Started in 48 games ... Slashed .337/.451/.692 with a team-leading 15 home runs and a team-leading 56 RBI ... Led the Texans in triples (4), home runs (15), RBI (56), walks (28), on-base percentage (.451), slugging percentage (.692) and OPS (1.143) ... Totaled 58 hits on the year ... Had 14 multi-hit games and 13 multi-RBI games.

#13 JAYSON JONES OF SO.

Has played in 18 games with 14 starts ... Slashing .208/.333/.434 with three home runs and 14 RBI this season ... Hit a grand slam against Grambling (Feb. 27), finishing with a career-high six RBI ... In 2023, played in 20 games with 13 starts ... Slashed .196/.403/.370 with two homers and six RBI ... Nine hits, including two doubles ... Drew 14 walks ... 2-for-2 in stolen base attempts ... Two multi-hit games and two multi-RBI games ... Season-long four-game hitting streak and four-game reached base streak.

#16 HUDSON POLK C SR.

Has played in eight games (five starts) this season ... Slashing .150/.280/.300 with one homer and five RBI ... In his first at-bat of the year, hit a grand slam against Grambling (Feb. 27) ... In 2023, played in 26 games with 19 starts ... Slashed .190/.342/.310 with two homers and seven RBI ... Scored 10 runs ... Totaled 10 hits, including one double, to go along with eight walks and six hit-by-pitches on the year ... One multi-hit game and two multi-RBI games ... Season-long two-game hitting streak and four-game reached base streak.

#19 WILL EDMUNSON OF JR.

Has played in 31 games (19 starts) this year ... Slashing .253/.374/.347 with one homer and 10 RBI ... Tied for second in stolen bases (5) ... Transfer from Hutchinson CC ... First Blue Dragon to be named Kansas Jayhawk Community College Conference West MVP since 2019 ... Played in 58 games, slashing a team-leading .454/.534/.741 with 11 home runs and 51 RBI over 205 at-bats ... First Blue Dragon to win the Jayhawk Conference batting title since 2017 ... Totaled 93 hits, including 18 doubles and four triples ... Scored 78 runs.

#27 RYDER HELFRICK C FR.


Has played in 20 games (16 starts) as a true freshman ... Slashing .157/.317/.353 this season with one double, three homers and five RBI ... First collegiate hit was a solo home run against James Madison (Feb. 17) on his birthday ... In his first SEC at-bat, clobbered a game-winning, ninth-inning solo homer at #23 Auburn (March 22) ... Hit a solo homer against Florida (April 24) ... Attended Clayton Valley Charter High School in Concord, Calif. ... Ranked by Perfect Game as the No. 33 overall prospect and the No. 3 catcher in the class of 2023 ... Rated the No. 7 overall prospect and the No. 2 catcher in California by Perfect Game.

#44 PARKER ROWLAND C SR.

Has played in 11 games (nine starts) this season ... In 2023, played in 46 games with 42 starts ... Slashed .182/.293/.238 with two homers and 19 RBI on the year ... Scored 21 runs ... Totaled 26 hits, including a pair of doubles ... Drew 21 walks and was hit by two pitches ... Four multi-hit games and five multi-RBI games ... Season-long three-game hitting streak and four-game reached base streak.



ON THE MOUND



#45 RHP GAGE WOOD

SO.

2-1, 2.45 ERA, 18.1 IP, 4 BB, 30 SO

Last Start: N/A

Had made 15 appearances in relief this season ... 2-1 with a 2.45 ERA, 30 strikeouts and one save in 18.1 innings of work ... Has allowed just five earned runs and walked only four hitters all year ... As a true freshman in 2023, emerged as the Razorbacks' closer ... Appeared in 23 games on the mound, going 2-0 with a 4.80 ERA, 42 strikeouts and five saves in 30.0 innings ... Limited opposing hitters to .198 batting average on the year ... In SEC play, made 12 appearances ... Posted a 1-0 record with a 4.43 ERA, 26 strikeouts and five saves over 20.1 innings of work ... Limited conference opponents to a .216 batting average ... All five of his saves came in SEC play and were of the multi-inning variety, including three three-inning saves ... Became the fourth Razorback freshman under head coach Dave Van Horn to record five or more saves in a season, along with RHP Brady Tygart (8, 2022), RHP Nolan Sanburn (8, 2011) and RHP DJ Baxendale (7, 2010) ... Made his collegiate debut vs. #15 TCU (Feb. 18) in the College Baseball Showdown at Globe Life Field in Arlington, Texas ... Struck out the side in an inning of work vs. #9 Oklahoma State (Feb. 19) in the College Baseball Showdown at Globe Life Field in Arlington, Texas ... Fanned three in a scoreless inning of work against Louisiana Tech (March 12) ... Recorded his first collegiate win in a relief appearance against Omaha (March 28), striking out three over two scoreless innings ... Earned his first collegiate save against Alabama (April 2), throwing 1.1 scoreless innings with a strikeout ... Picked up his season save of the season at Ole Miss (April 8), striking out four over three innings of one-run ball ... Fanned a season-high six over three innings against #16 Tennessee (April 15) en route to his third save ... Locked down his fourth save against Texas A&M (April 28), striking out five in 2.1 scoreless innings ... Struck out four over three shutout innings at Mississippi State (May 5) to secure his fifth save of the season ... Earned his second win of the year against #6 South Carolina (May 12), tossing a season-long 3.1 scoreless innings with four strikeouts ... Named to the Freshman All-SEC Team at the season's end.

PITCHER BREAKDOWN

	W-L-S	ERA	IP	H	R	ER	BB	SO
Starters	23-3-0	2.71	195.2	122	60	59	87	278
Relievers	14-4-20	3.32	189.2	158	78	70	61	244

THE HOG PEN

Pitcher	Last App.	IP	H	R	ER	BB	SO	HR	RI/S	---- Season Totals ----		
										RI/S	SV	Ret./1BF (BB)
Ben Bybee	ASU (4/2)	1.0	1	0	0	1	2	0	0/0	0/0	0	1/1 (0)
Dylan Carter	UF (4/27)	2.0	1	2	2	2	1	1	0/0	3/0	0	4/5 (1)
Parker Coil	UF (4/27)	1.0	1	0	0	1	1	0	0/0	1/0	0	6/11 (0)
Hunter Dietz	SJSU (4/9)	0.1	0	0	0	1	1	0	0/0	0/0	0	0/2 (2)
Cooper Dossett	UF (4/27)	0.2	0	0	0	1	1	0	0/0	3/0	0	10/11 (0)
Jake Faherty	UF (4/27)	2.0	1	0	0	1	2	0	0/0	8/4	1	5/10 (2)
Colin Fisher	AUB (3/23)	2.2	4	2	2	0	1	0	3/2	4/3	0	1/3 (0)
Christian Foutch	UF (4/27)	0.1	0	0	0	0	1	0	2/0	12/3	1	9/12 (1)
Koty Frank	UF (4/27)	1.0	2	4	4	2	1	1	2/2	16/6	3	14/18 (1)
Gabe Gaeckle	UF (4/26)	2.0	1	0	0	2	3	0	0/0	17/1	6	13/15 (1)
Stone Hewlett	UF (4/27)	0.2	0	0	0	0	0	0	3/0	19/2	4	14/17 (1)
Will McEntire	UF (4/27)	1.0	4	2	2	1	1	0	1/1	12/2	4	16/20 (0)
Tate McGuire	GRAM (2/27)	1.0	3	1	1	0	3	0	0/0	0/0	0	2/2 (0)
Gage Wood	UF (4/27)	0.1	2	1	0	1	1	0	0/0	7/4	1	11/15 (1)
TEAM TOTALS										102/25	20	106/142 (10)


Bullpen Notes: Seven Arkansas pitchers have recorded at least one save this season: Gabe Gaeckle (6), Will McEntire (4), Stone Hewlett (4), Koty Frank (3), Jake Faherty (1), Christian Foutch (1), Gage Wood (1) ... Arkansas relievers have recorded 10 multi-inning saves this season ... Gabe Gaeckle has a team-leading five multi-inning saves: 1.2 IP vs. Murray State (March 1), 2.0 IP vs. UCA (March 5), 2.2 IP vs. McNeese (March 10), 1.1 IP vs. Oral Roberts (March 12), 1.2 IP at #25 Alabama (April 12) ... Koty Frank has two multi-inning saves: 2.1 IP vs. JMU (Feb. 17), 2.2 IP vs. McNeese (March 9) ... Will McEntire has two multi-inning saves: 3.2 IP vs. Murray State (March 3), 1.1 IP vs. #8 LSU (March 30) ... Gage Wood has one multi-inning save: 2.1 IP vs. JMU (Feb. 16) ... Razorback relievers have combined to inherit 102 runners and allow just 25 (24.5%) to score this season ... Arkansas relievers have combined to retire 106 of their 142 first batters faced (74.6%), issuing only a combined 10 walks to the first batters faced this season.



Gabe Gaeckle is the Razorbacks' leader in saves (6) this season. The true freshman right-hander has a 2.60 ERA and 38 strikeouts in 27.2 innings of relief work over 15 appearances.



Will McEntire has thrown a team-high 43.0 innings in relief, owning a 3-0 record with a 3.56 ERA and four saves. The right-hander has struck out 54 to just 10 walks this year.



Gage Wood, the Hogs' closer as a true freshman in 2023, has a 2-1 record with a 2.45 ERA, one save and 30 strikeouts over 18.1 relief innings in 15 appearances this season.



RECORD RUNDOWN

Overall	37-7
vs. top-5 teams	0-0
vs. top-10 teams	4-0
vs. top-25 teams	9-4
vs. unranked teams	28-3
At home	29-2
On the road	5-4
At neutral sites	3-1
In day games	21-5
In night games	16-2
In extra innings	1-2
In white uniforms	10-0
In cardinal uniforms	11-2
In cream uniforms	5-1
In grey uniforms	4-3
In pinstripe uniforms	7-1
vs. teams over .500	26-5
vs. teams .500 or worse	10-2
vs. right-handed starter	28-4
vs. left-handed starter	9-3
vs. both-handed starter	0-0
When starter receives decision	23-3
When reliever receives decision	14-4
When starter goes 5+ innings	19-4
When starter goes less than 5 innings	18-3
When scoring first	25-4
When scoring in 1st inning	14-1
When opponent scores first	12-3
When leading after 6 innings	32-1
When trailing after 6 innings	1-4
When tied after 6 innings	4-2
When leading after 7 innings	28-1
When trailing after 7 innings	1-5
When tied after 7 innings	3-1
When leading after 8 innings	26-1
When trailing after 8 innings	0-6
When tied after 8 innings	3-0
In one-run games	10-2
In two-run games	7-1
In five-run or more games	13-1
In run-rule games	8-0
Weekend series W-L-T	9-1-0
Weekend series sweeps/times swept	5/0
When scoring 10+ runs	8-0
Shutouts/times shut out	6/1
When opponent scores 5 runs or less	34-3
When opponent scores 6 runs or more	3-4
When collecting 0-3 hits	1-0
When collecting 4-6 hits	9-2
When collecting 7-9 hits	15-1
When collecting 10-12 hits	8-4
When collecting 13+ hits	4-0
When out-hitting opponent	24-3
When out-hit by opponent	7-2
When hits are equal	6-2
When hitting a home run	28-3
When opponent hits a home run	14-5
When errorless	23-1
When committing one error	9-5
When committing 2 errors	4-1
When committing 3+ errors	1-0
When opponent is errorless	12-2
vs. SEC opponents	16-5
vs. SEC East opponents	7-2
vs. SEC West opponents	9-3
vs. non-conference opponents	21-2
In midweek games	10-0
In rubber games	1-1
Game 1 of weekend series	10-0
Game 2 of weekend series	8-2
Game 3 of weekend series	6-4
Game 4 of weekend series	1-0
In February	6-2
In March	17-1
In April	14-4
In May	0-0
In June	0-0

MULTI-HIT GAMES

Name	2	3	4	5+	Total
Ben McLaughlin	9	3	1	-	13
Peyton Stovall	8	3	1	-	12
Jared Sprague-Lott	11	1	-	-	12
Kendall Diggs	9	1	-	-	10
Wehiwa Aloy	8	1	1	-	10
Peyton Holt	6	2	-	-	8
Nolan Souza	4	3	-	-	7
Will Edmunson	4	1	-	-	5
Ross Lovich	4	1	-	-	5
Ty Wilmsmeyer	3	1	-	-	4
Hudson White	3	1	-	-	4
Jayson Jones	2	-	-	-	2
Jack Wagner	2	-	-	-	2
TEAM	73	18	3	0	94

CAREER MULTI-HIT GAMES

Name	'19	'20	'21	'22	'23	'24	Total
Jared Sprague-Lott	-	-	10	17	20	12	59
Wehiwa Aloy	-	-	-	-	30	10	40
Peyton Stovall	-	-	-	18	10	12	40
Ty Wilmsmeyer	-	-	2	14	20	4	40
Hudson White	-	-	-	14	12	4	30
Jack Wagner	3	2	6	-	14	2	27
Kendall Diggs	-	-	-	2	14	10	26
Ross Lovich	-	-	1	9	7	5	22
Ben McLaughlin	-	-	-	-	8	13	21
Peyton Holt	-	-	-	-	10	8	18
Hunter Grimes	6	-	-	-	1	-	7
Nolan Souza	-	-	-	-	7	7	14
Parker Rowland	-	-	2	-	4	-	6
Will Edmunson	-	-	-	-	5	5	10
Jayson Jones	-	-	-	-	2	2	4
Hudson Polk	-	-	-	1	1	-	2
Reese Robinett	-	-	-	-	1	-	1

MULTI-RBI GAMES

Name	2	3	4	5+	Total
Ben McLaughlin	5	4	-	-	9
Wehiwa Aloy	2	3	3	1	9
Peyton Stovall	5	3	-	-	8
Nolan Souza	4	2	1	1	8
Kendall Diggs	6	1	-	-	7
Ross Lovich	3	1	1	-	5
Jared Sprague-Lott	4	1	-	-	5
Jayson Jones	2	-	-	1	3
Ty Wilmsmeyer	1	1	-	1	3
Peyton Holt	2	-	-	-	2
Will Edmunson	2	-	-	-	2
Hudson White	2	-	-	-	2
Jack Wagner	1	-	-	-	1
Hudson Polk	-	-	1	-	1
TEAM	39	16	6	4	65

HITTING STREAKS

Name	Longest	Current
Wehiwa Aloy	14	2
Kendall Diggs	11	2
Jared Sprague-Lott	8	2
Ben McLaughlin	7	3
Peyton Stovall	6	1
Nolan Souza	6	1
Will Edmunson	5	-
Peyton Holt	5	2
Hudson White	4	1
Jack Wagner	4	-
Jayson Jones	4	-
Ross Lovich	4	1
Ty Wilmsmeyer	3	-
Ryder Helfrick	3	-
Hudson Polk	2	-
Parker Rowland	2	-

REACHED BASE STREAKS

Name	Longest	Current
Wehiwa Aloy	31	2
Peyton Stovall	20	9
Jared Sprague-Lott	15	15
Ben McLaughlin	13	10
Kendall Diggs	12	2
Nolan Souza	11	1
Jayson Jones	7	-
Ross Lovich	7	1
Ty Wilmsmeyer	7	-
Will Edmunson	5	1
Parker Rowland	5	1
Peyton Holt	5	2
Ryder Helfrick	5	3
Hudson White	5	1
Jack Wagner	4	-
Hudson Polk	2	-

CAREER HOME RUNS

Name	Solo	2R	3R	GS	Total
Jared Sprague-Lott	15	8	3	-	26
Wehiwa Aloy	14	5	3	2	24
Kendall Diggs	8	4	7	2	21
Jack Wagner	8	9	3	-	20
Peyton Stovall	10	6	1	1	18
Hudson White	9	5	3	1	18
Ross Lovich	8	1	2	-	11
Ty Wilmsmeyer	5	3	3	-	11
Ben McLaughlin	4	4	1	-	9
Nolan Souza	4	1	1	1	7
Jayson Jones	2	2	-	1	5
Hunter Grimes	4	-	-	-	4
Peyton Holt	2	1	1	-	4
Hudson Polk	1	2	-	1	4
Ryder Helfrick	3	-	-	-	3
Reese Robinett	1	-	1	-	2
Will Edmunson	1	-	-	-	1

HOME RUN BREAKDOWN

Total	59
at Baum-Walker Stadium	48
on the Road	11
Neutral Site	0
vs. RHP	49
vs. LHP	10
w/ 0 Outs	22
w/ 1 Out	19
w/ 2 Outs	18
Solo	23
Two-Run	12
Three-Run	9
Grand Slam	5
Leadoff	13
Back-To-Back	7
Walk-Off	1
Pinch-Hit	0
Before 7th Inning	48
7th Inning and Beyond	11
Current Streak of Consecutive Games with HR	2
Longest Streak of Consecutive Games with HR	11
Opponent HR Total	30
Last HR Given Up	Grand Slam
Current Streak of No HR Allowed	0
Longest Stretch without HR Allowed	6

COMEBACKS

defined as any win when trailing after an inning

Date / Opponent	Score (Inn.)	Final
Feb. 16 / JMU	2-3 (1)	W, 6-4
March 1 / Murray State	0-1 (1)	W, 5-1
March 3 / Murray State	0-1 (2)	W, 5-3
March 5 / UCA	0-1 (2)	W, 9-7
March 22 / at #23 Auburn	4-5 (6)	W, 6-5
March 30 / #8 LSU	1-3 (3)	W, 7-5
April 4 / Ole Miss	1-2 (5)	W, 5-2
April 16 / Texas Tech	7-8 (7)	W, 9-8
April 17 / Texas Tech	2-3 (5)	W, 5-4
April 19 / at #20 South Carolina	0-1 (6)	W, 2-1

BLOWN LEADS

defined as any loss when leading after an inning

Date / Opponent	Score (Inn.)	Final
Feb. 18 / James Madison	2-0 (3)	L, 7-3
Feb. 24 / Oklahoma State	1-0 (8)	L, 2-1 (14)
March 23 / at #23 Auburn	4-1 (5)	L, 8-6
April 27 / Florida [DH-2]	1-0 (2)	L, 9-5



TEAM GAME HIGHS

Team Batting

At bats:	52	vs. Oklahoma State (Feb. 24 in Arlington, Texas)
Runs scored:	21	vs. Grambling (Feb. 27)
Hits:	20	vs. Grambling (Feb. 27)
RBI:	19	vs. Grambling (Feb. 27)
Doubles:	6	vs. James Madison (Feb. 18)
	6	vs. Grambling (Feb. 27)
Triples:	1	vs. #7 Oregon State (Feb. 23 in Arlington, Texas)
	1	vs. Missouri (March 16)
	1	at #23 Auburn (March 23)
Home runs:	4	vs. McNeese [DH-2] (March 9)
	4	vs. Missouri (March 15)
	4	vs. Little Rock (March 26)
Total bases:	35	vs. Grambling (Feb. 27)
Walks:	11	vs. #8 LSU (March 28)
Strikeouts:	14	vs. Oklahoma State (Feb. 24 in Arlington, Texas)
	14	vs. #8 LSU (March 29)
Sac hits:	2	vs. Oral Roberts (March 12)
	2	vs. San Jose State (April 10)
	2	vs. Texas Tech (April 17)
Sac flies:	2	vs. Missouri (March 17)
	2	vs. San Jose State (April 10)
	2	vs. UAPB (April 23 in North Little Rock, Ark.)
Stolen bases:	4	vs. Murray State (March 1)
Hit by pitch:	4	vs. #7 Oregon State (Feb. 23 in Arlington, Texas)
	4	vs. Michigan (Feb. 25 in Arlington, Texas)
	4	vs. Little Rock (March 26)
Caught stealing:	1	at #23 Auburn (March 21)
Runners LOB:	15	vs. Oklahoma State (Feb. 24 in Arlington, Texas)
Hit into DP:	3	vs. Michigan (Feb. 25 in Arlington, Texas)

Fielding

Putouts:	40	vs. Oklahoma State (Feb. 24 in Arlington, Texas)
Assists:	12	vs. Missouri (March 17)
Errors:	4	vs. Michigan (Feb. 25 in Arlington, Texas)
Passed balls:	1	(4 times)
DPs turned:	3	vs. #8 LSU (March 30)
	3	vs. Texas Tech (April 14)

Pitching

Innings pitched:	13.1	vs. Oklahoma State (Feb. 24 in Arlington, Texas)
Runs allowed:	9	vs. Florida [DH-2] (April 27)
Earned runs:	9	vs. Florida [DH-2] (April 27)
Walks allowed:	8	at #20 South Carolina [DH-1] (April 20)
	8	vs. Florida [DH-2] (April 27)
Strikeouts:	25	vs. Oklahoma State (Feb. 24 in Arlington, Texas)
Hits allowed:	13	vs. Texas Tech (April 16)
Doubles allowed:	5	at #20 South Carolina [DH-2] (April 20)
Triples allowed:	1	vs. McNeese (March 10)
Homers allowed:	4	vs. #8 LSU (March 30)
Wild pitches:	3	vs. James Madison (Feb. 18)
Hit batters:	4	at #25 Alabama (April 13)

INDIVIDUAL GAME HIGHS

Individual Batting

At bats:	7	Wehiwa Aloy vs. Oklahoma State (Feb. 24 in Arlington, Texas)
Runs scored:	4	Peyton Holt vs. Grambling (Feb. 27)
Hits:	4	Ben McLaughlin vs. McNeese (March 10)
	4	Peyton Stovall vs. San Jose State (April 10)
	4	Wehiwa Aloy vs. UAPB (April 23 in North Little Rock, Ark.)
RBI:	6	Jayson Jones vs. Grambling (Feb. 27)
Doubles:	2	(8 times)
Triples:	1	Peyton Holt vs. #7 Oregon State (Feb. 23 in Arlington, Texas)
	1	Ross Lovich vs. Missouri (March 16)
	1	Kendall Diggs at #23 Auburn (March 23)
Home runs:	2	Jayson Jones vs. Grambling (Feb. 27)
	2	Nolan Souza vs. Missouri (March 15)
	2	Nolan Souza vs. Ole Miss (April 6)
Total bases:	9	Nolan Souza vs. Missouri (March 15)
	9	Nolan Souza vs. Ole Miss (April 6)
Walks:	3	(9 times)
Strikeouts:	3	(12 times)
Sac hits:	1	(13 times)
Sac flies:	2	Peyton Stovall vs. UAPB (April 23 in North Little Rock, Ark.)
Stolen bases:	1	(34 times)
Hit by pitch:	2	Ryder Helfrick vs. Little Rock (March 26)
	2	Jayson Jones vs. Texas Tech (April 14)
Caught stealing:	1	(8 times)
Runners LOB:	7	Nolan Souza at #25 Alabama (April 12)

Fielding

Putouts:	24	Ryder Helfrick vs. Oklahoma State (Feb. 24 in Arlington, Texas)
Assists:	6	Peyton Stovall at #23 Auburn (March 23)
	6	Peyton Stovall vs. #8 LSU (March 29)
Errors:	2	Jared Sprague-Lott vs. Oklahoma State (Feb. 24 in Arlington, Texas)
	2	Jared Sprague-Lott vs. Michigan (Feb. 25 in Arlington, Texas)
	2	Parker Rowland at #23 Auburn (March 22)
Passed balls:	1	(4 times)

Pitching

Innings pitched:	7.0	Hagen Smith vs. Florida (April 26)
Runs allowed:	6	Ben Bybee vs. Texas Tech (April 16)
Earned runs:	6	Ben Bybee vs. Texas Tech (April 16)
Walks allowed:	7	Mason Molina at #20 South Carolina [DH-1] (April 20)
Strikeouts:	17	Hagen Smith vs. #7 Oregon State (Feb. 23 in Arlington, Texas)
Hits allowed:	7	Mason Molina vs. #8 LSU (March 29)
Doubles allowed:	3	Brady Tygart at #20 South Carolina [DH-2] (April 20)
Triples allowed:	1	Gage Wood vs. McNeese (March 10)
Homers allowed:	3	Brady Tygart vs. #8 LSU (March 30)
Wild pitches:	2	Brady Tygart at #25 Alabama (April 14)
Hit batters:	3	Brady Tygart vs. James Madison (Feb. 17)
	3	Brady Tygart vs. McNeese [DH-2] (March 9)



Hagen Smith struck out 17 batters in six scoreless innings to tie the Razorbacks' single-game strikeout record in a start against #7 Oregon State (Feb. 23) in the Kubota College Baseball Series at Globe Life Field in Arlington, Texas. Each of Smith's first 15 outs were strikeouts, and 17 of the 18 outs he recorded came via strikeout in his dominant start against the nationally-ranked Beavers.



THE LAST TIME AN ARKANSAS PLAYER...

Table listing various baseball statistics and the last time an Arkansas player achieved them, including categories like hits, runs, RBI, strikeouts, and home runs.



THE LAST TIME AN ARKANSAS TEAM...

Scored 10 runs	vs. Texas A&M, April 28, 2023
Scored 11 runs	vs. UAPB, April 23, 2024
Scored 12 runs	vs. SEMO, March 21, 2023
Scored 13 runs	vs. Arkansas State, April 2, 2024
Scored 14 runs	at Mississippi State, May 6, 2023
Scored 15 runs	vs. James Madison, Feb. 17, 2024
Scored 16 runs	vs. Omaha, March 28, 2023
Scored 17 runs	vs. #2 Stanford (College World Series), June 18, 2022
Scored 18 runs	vs. McNeese, March 10, 2024
Scored 19 runs	vs. Northwestern State, April 23, 2019
Scored 20 runs	at #6 Oklahoma State (NCAA Regional), June 4, 2022
Scored 21 runs	vs. Grambling, Feb. 27, 2024
Scored 22 runs	vs. Louisiana Tech, Feb. 14, 2004
Scored 23 runs	Never
Scored 24 runs	Missouri Southern, Feb. 11, 1998
Scored 25 runs	Missouri Southern, Feb. 4, 2001
Scored 26 runs	vs. UA Pine Bluff, April 14, 2021
Scored 27 runs	Never
Scored 28 runs	vs. Wisconsin-Milwaukee (2), Feb. 18, 2007
Scored 29 runs	Morningside, April 6, 1968
Scored 30 runs	at South Carolina, March 30, 1997
Scored 32 runs	32 vs. Bucknell, Feb. 17, 2018
Scored 33 runs	33 vs. Southwest Baptist, March 21, 1984
Had 10 hits	vs. Texas Tech, April 16, 2024
Had 11 hits	vs. Ole Miss, April 6, 2024
Had 12 hits	vs. Florida [DH-2], April 27, 2024
Had 13 hits	vs. UCA, April 18, 2023
Had 14 hits	vs. San Jose State, April 10, 2024
Had 15 hits	at Ole Miss [DH-1], April 7, 2023
Had 16 hits	vs. #25 Auburn (College World Series), June 21, 2022
Had 17 hits	vs. #16 NC State (NCAA Super Regional), June 11, 2021
Had 18 hits	vs. South Alabama, March 7, 2020
Had 19 hits	vs. UCA, April 5, 2022
Had 20 hits	vs. Grambling, Feb. 27, 2024
Had 21 hits	vs. #2 Stanford (College World Series), June 18, 2022
Had 22 hits	at #6 Vanderbilt, April 14, 2019
Had 23 hits	Centenary, March 31, 1999
Had 24 hits	Georgia, March 17, 2001
Had 25 hits	at Centenary, March 23, 2005
Had 26-29 hits	28 at South Carolina, March 30, 1997
Had 30 hits	vs. Saint Louis, April 7, 2010
Had 31+ hits	32 vs. Southwest Baptist, March 21, 1984
Hit four home runs in a game	4 - Peyton Stovall (1), Wehiwa Aloy (1), Jack Wagner (1), Will Edmunson (1) vs. Little Rock, March 26, 2024
Hit five home runs in a game	5 - Jalen Battles (1), Christian Franklin (1), Cullen Smith (1), Cayden Wallace (1), Braydon Webb (1) vs. NJIT (NCAA Regional), June 4, 2021
Hit six home runs in a game	6 - Luke Bonfield (1), Dominic Fletcher (1), Jared Gates (1), Grant Koch (1), Casey Martin (1), Carson Shaddy (1) vs. Bucknell, Feb. 17, 2018
Hit seven home runs in a game	7 - Robert Moore (2), Jalen Battles (1), Chris Lanzilli (1), Brady Slavens (1), Michael Turner (1), Cayden Wallace (1) vs. UCA, April 5, 2022
Hit eight or more home runs in a game	8 - Matt Goodheart (2), Brady Slavens (2), Cullen Smith (2), Charlie Welch (2) vs. UAPB, April 14, 2021
Hit two grand slams in a game	vs. Grambling, Feb. 27, 2024
Hit a grand slam in three consecutive games	vs. UIC, March 12-13, vs. Grambling, March 15, 2022
3 errors in a game	at Texas A&M, April 24, 2022
4 errors in a game	vs. Michigan, Feb. 25, 2024
5 errors in a game	vs. South Carolina (SEC Tournament), May 23, 2018
6 errors in a game	vs. Eastern Illinois, March 5, 2016
7 errors in a game	vs. LA Tech, March 20, 2001
Shut out an opponent at home	vs. Arkansas State, April 2, 2024
Shut out an opponent on the road	at #23 Auburn, March 21, 2024
Shut out an SEC opponent at home	vs. Missouri, March 16, 2024
Shut out an SEC opponent on the road	at #23 Auburn, March 21, 2024
Shut out by an SEC opponent at home	vs. #24 Vanderbilt, May 15, 2022
Shut out by an SEC opponent on the road	at Alabama, March 23, 2019
Threw consecutive seven-inning shutouts	vs. UAPB (15-0, 6-0), April 12, 2022
Threw consecutive nine-inning shutouts	vs. Missouri (8-0, 6-0), March 15-16, 2024
Threw consecutive seven-inning shutouts against an SEC opponent	vs. South Carolina (2-0, 3-0) April 14, 2018
Threw back-to-back nine-inning shutouts against an SEC opponent	vs. Missouri (8-0, 6-0), March 15-16, 2024
Most consecutive shutouts thrown	4, vs. Wisconsin, March 15-16, 1980
Struck out 23 opposing batters	vs. #7 Oregon State, Feb. 23, 2024
Struck out 25 opposing batters (program record)	vs. Oklahoma State, Feb. 24, 2024
Struck out 10-plus opposing batters in 10 consecutive games	vs. #7 Oregon State, Oklahoma State, Michigan, Grambling, Murray State, UCA & McNeese), Feb. 23-March 9, 2024
Struck out 20-plus opposing batters in back-to-back games	vs. #7 Oregon State & Oklahoma State, Feb. 23-24, 2024
Had starting pitchers record double-digit strikeouts in three consecutive games	Hagen Smith (12), Brady Tygart (10) & Mason Molina (10) vs. Murray State, March 1-3, 2024
Was shut out	at #25 Alabama, April 14, 2024
Was shut out in back-to-back games	vs. LSU (7-0, 6-0), April 23-24, 2005
Held to 1 hit	vs. Missouri State, May 17, 2016
Held to 2 hits	vs. #24 Vanderbilt, May 15, 2022
Held to 3 hits	vs. Florida, April 26, 2024
Did not strikeout	vs. Eastern Illinois, Feb. 16, 2019
Swept an SEC home weekend series	vs. Ole Miss, April 4-6, 2024
Swept an SEC road weekend series	at Mississippi State, May 5-7, 2023
Was swept in an SEC home weekend series	vs. Alabama, May 13-15, 2016
Was swept in an SEC road weekend series	at Georgia, April 20-22, 2023
Swept a non-conference home weekend series	vs. McNeese, March 9-10, 2024
Swept a non-conference road weekend series	at Northwestern State, Feb. 16-18, 1996
Was swept in a non-conference home weekend series	vs. Long Beach State, Feb. 25-27, 2000
Was swept in a non-conference road weekend series	at UNLV, March 19-21, 1994
Won an SEC home weekend series	vs. Florida, April 26-27, 2024
Won an SEC road weekend series	at #20 South Carolina, April 19-20, 2024
Lost an SEC home weekend series	vs. #24 Vanderbilt, May 13-15, 2022
Lost an SEC road weekend series	at #25 Alabama, April 12-14, 2024
Won a non-conference home weekend series	vs. McNeese, March 9-10, 2024
Won a non-conference road weekend series	at Louisiana Tech, March 12-14, 2021
Lost a non-conference home weekend series	vs. South Alabama, Feb. 28-March 1, 2014
Lost a non-conference road weekend series	at Texas A&M, Feb. 27-29, 2004
Lost a midweek game	vs. Lipscomb (North Little Rock, Ark.), May 2, 2023



HOME RUN CHART

No.	Player	Game	Date	Opponent	Pitcher	On Base	Inning	Outs	Count	Score	Final
1	Jared Sprague-Lott (1) *	1	Feb. 16	James Madison	RHP Todd Mozoki	0	2nd	0	1-0	2-3	W, 6-4
2	Hudson White (1)	1	Feb. 16	James Madison	RHP Todd Mozoki	0	2nd	1	0-0	3-3	W, 6-4
3	Ty Wilmsmeyer (1) *	2	Feb. 17	James Madison	LHP Max Kuhle	0	3rd	0	1-0	0-0	W, 15-5 (8)
4	Ryder Helfrick (1)	2	Feb. 17	James Madison	LHP Max Kuhle	0	4th	1	1-1	1-1	W, 15-5 (8)
5	Hudson Polk (1)	8	Feb. 27	Grambling	RHP Carlos Peguero	3	1st	0	2-0	6-0	W, 21-1 (7)
6	Jayson Jones (1)	8	Feb. 27	Grambling	RHP Brett Washington	1	3rd	0	3-1	7-0	W, 21-1 (7)
7	Jayson Jones (2)	8	Feb. 27	Grambling	RHP Charles Jackson	3	5th	0	1-0	14-0	W, 21-1 (7)
8	Kendall Diggs (1) *	10	March 2	Murray State	RHP Jacob Pennington	0	5th	0	1-1	4-1	W, 11-1 (8)
9	Nolan Souza (1) *	11	March 3	Murray State	RHP Ryan Fender	0	3rd	0	1-0	0-1	W, 5-3
10	Wehiwa Aloy (1)	12	March 5	UCA	RHP Bryce Parlin	3	3rd	1	0-1	0-2	W, 9-7
11	Ben McLaughlin (1)	12	March 5	UCA	RHP Gavin Alveti	2	3rd	1	0-1	4-2	W, 9-7
12	Jayson Jones (3) *	14	March 9	McNeese [DH-2]	RHP Zach Voss	0	5th	0	0-0	1-0	W, 11-1 (8)
13	Wehiwa Aloy (2)	14	March 9	McNeese [DH-2]	RHP Zach Voss	2	5th	2	3-1	2-0	W, 11-1 (8)
14	Peyton Stovall (1) ^	14	March 9	McNeese [DH-2]	RHP Marcus Mott	2	8th	2	0-0	7-1	W, 11-1 (8)
15	Kendall Diggs (2) ^ !	14	March 9	McNeese [DH-2]	RHP Koel Navarre	0	8th	2	1-2	10-1	W, 11-1 (8)
16	Ross Lovich (1)	15	March 10	McNeese	RHP Kainin Morrow	2	5th	2	0-0	7-5	W, 18-5 (7)
17	Kendall Diggs (3)	16	March 12	Oral Roberts	RHP Ryan Carmack	0	5th	2	2-1	3-0	W, 4-2
18	Nolan Souza (2)	17	March 15	Missouri	RHP Logan Lunceford	1	2nd	1	3-2	0-0	W, 8-0
19	Ross Lovich (2)	17	March 15	Missouri	RHP Logan Lunceford	2	3rd	1	2-1	2-0	W, 8-0
20	Kendall Diggs (4)	17	March 15	Missouri	RHP Logan Lunceford	1	4th	2	2-0	5-0	W, 8-0
21	Nolan Souza (3)	17	March 15	Missouri	RHP Jacob Peaden	0	8th	1	1-2	7-0	W, 8-0
22	Peyton Stovall (2) * ^	18	March 16	Missouri	RHP Bryce Mayer	0	6th	0	2-2	0-0	W, 6-0
23	Wehiwa Aloy (3) ^	18	March 16	Missouri	RHP Bryce Mayer	0	6th	0	0-0	1-0	W, 6-0
24	Kendall Diggs (5) ^	18	March 16	Missouri	RHP Bryce Mayer	0	6th	0	1-2	2-0	W, 6-0
25	Ben McLaughlin (2)	19	March 17	Missouri	RHP Carter Rustad	0	3rd	2	2-2	2-0	W, 9-1
26	Wehiwa Aloy (4)	20	March 21	at #23 Auburn	RHP Conner McBride	0	1st	2	3-2	0-0	W, 1-0
27	Ben McLaughlin (3)	21	March 22	at #23 Auburn	RHP Chase Allsup	0	2nd	1	2-2	0-1	W, 6-5
28	Ryder Helfrick (2)	21	March 22	at #23 Auburn	RHP John Armstrong	0	9th	1	0-0	5-5	W, 6-5
29	Jared Sprague-Lott (2)	22	March 23	at #23 Auburn	RHP Joseph Gonzalez	2	2nd	1	1-1	4-0	L, 8-6
30	Peyton Stovall (3)	23	March 26	Little Rock	RHP Josh Beezley	1	2nd	0	1-2	2-0	W, 11-0 (7)
31	Wehiwa Aloy (5)	23	March 26	Little Rock	RHP Jacob Weatherley	3	6th	0	1-1	4-0	W, 11-0 (7)
32	Jack Wagner (1)	23	March 26	Little Rock	RHP Jacob Weatherley	0	6th	1	1-2	8-0	W, 11-0 (7)
33	Will Edmunson (1)	23	March 26	Little Rock	RHP Jacob Weatherley	1	6th	2	0-0	9-0	W, 11-0 (7)
34	Jack Wagner (2)	24	March 28	#8 LSU	RHP Fidel Ulloa	0	4th	1	1-2	1-2	W, 7-4
35	Kendall Diggs (6)	24	March 28	#8 LSU	RHP Gavin Guidry	2	8th	1	0-2	4-3	W, 7-4
36	Wehiwa Aloy (6)	26	March 30	#8 LSU	LHP Gage Jump	0	1st	1	1-1	0-1	W, 7-5
37	Peyton Stovall (4)	26	March 30	#8 LSU	LHP Nate Ackenhausen	1	6th	1	0-0	5-4	W, 7-5
38	Ben McLaughlin (4)	27	April 2	Arkansas State	RHP Kole Turner	1	2nd	2	2-1	2-0	W, 13-0 (7)
39	Nolan Souza (4)	27	April 2	Arkansas State	RHP Brian Veniard	3	3rd	2	1-0	9-0	W, 13-0 (7)
40	Wehiwa Aloy (7)	28	April 4	Ole Miss	RHP Riley Maddox	2	6th	0	0-1	1-2	W, 5-2
41	Jared Sprague-Lott (3)	28	April 4	Ole Miss	RHP Josh Mallitz	0	6th	1	0-0	4-2	W, 5-2
42	Wehiwa Aloy (8)	29	April 5	Ole Miss	LHP Wes Mendes	1	6th	2	2-2	5-3	W, 8-3
43	Nolan Souza (5)	30	April 6	Ole Miss	RHP Mason Nichols	0	4th	1	2-2	0-0	W, 7-4
44	Nolan Souza (6)	30	April 6	Ole Miss	RHP Connor Spencer	2	7th	0	2-2	3-3	W, 7-4
45	Ben McLaughlin (5) *	31	April 9	San Jose State	RHP Keaton Chase	0	3rd	0	3-1	3-1	W, 5-1
46	Wehiwa Aloy (9) *	31	April 9	San Jose State	RHP Keaton Chase	0	5th	0	0-0	4-1	W, 5-1
47	Jack Wagner (3) *	32	April 10	San Jose State	RHP Cade Cushing	0	7th	0	0-0	4-2	W, 8-2
48	Ben McLaughlin (6) ^	33	April 12	at #25 Alabama	RHP Ben Hess	1	1st	1	2-2	0-0	W, 5-3
49	Jared Sprague-Lott (4) ^	33	April 12	at #25 Alabama	RHP Ben Hess	0	1st	1	3-1	2-0	W, 5-3
50	Peyton Stovall (5)	34	April 13	at #25 Alabama	LHP Greg Farone	0	5th	2	2-0	0-2	L, 4-3 (10)
51	Jared Sprague-Lott (5) *	34	April 13	at #25 Alabama	RHP Tyler Fay	0	6th	0	2-2	1-2	L, 4-3 (10)
52	Peyton Holt (1)	34	April 13	at #25 Alabama	LHP Alton Davis II	0	9th	2	0-0	2-3	L, 4-3 (10)
53	Ben McLaughlin (7)	36	April 16	Texas Tech	LHP Hudson Luce	1	5th	2	3-2	4-7	W, 9-8
54	Peyton Stovall (6) *	37	April 17	Texas Tech	RHP Hudson Parker	0	1st	0	1-1	0-0	W, 5-4
55	Nolan Souza (7) *	37	April 17	Texas Tech	RHP Hudson Parker	0	2nd	0	0-2	1-1	W, 5-4
56	Peyton Stovall (7) *	39	April 20	at #20 S Carolina [DH-1]	LHP Garrett Gainey	0	9th	0	2-1	2-6	L, 6-3
57	Ryder Helfrick (3)	41	April 26	Florida	LHP Pierce Coppola	0	2nd	2	2-0	0-0	W, 2-1

* - indicates leadoff home run | ^ - indicates back-to-back home run | ! - indicates walk-off home run | + - indicates pinch-hit home run

HOME RUN DATA CHART III



No.	Player	Game	Date	Opponent	Pitcher	HR	Distance	Launch Angle	Exit Velocity
1	Jared Sprague-Lott (1) *	1	Feb. 16	James Madison	RHP Todd Mozoki	Solo	364 feet	42.9 degrees	100 mph
2	Hudson White (1)	1	Feb. 16	James Madison	RHP Todd Mozoki	Solo	396 feet	25.0 degrees	101 mph
3	Ty Wilmsmeyer (1) *	2	Feb. 17	James Madison	LHP Max Kuhle	Solo	369 feet	25.1 degrees	100 mph
4	Ryder Helfrick (1)	2	Feb. 17	James Madison	LHP Max Kuhle	Solo	367 feet	19.3 degrees	105 mph
5	Hudson Polk (1)	8	Feb. 27	Grambling	RHP Carlos Peguero	Grand Slam	421 feet	21.9 degrees	113 mph
6	Jayson Jones (1)	8	Feb. 27	Grambling	RHP Brett Washington	Two-Run	400 feet	17.9 degrees	110 mph
7	Jayson Jones (2)	8	Feb. 27	Grambling	RHP Charles Jackson	Grand Slam	425 feet	24.3 degrees	108 mph
8	Kendall Diggs (1) *	10	March 2	Murray State	RHP Jacob Pennington	Solo	340 feet	29.2 degrees	104 mph
9	Nolan Souza (1) *	11	March 3	Murray State	RHP Ryan Fender	Solo	398 feet	35.0 degrees	107 mph
10	Wehiwa Aloy (1)	12	March 5	UCA	RHP Bryce Parlin	Grand Slam	442 feet	28.7 degrees	106 mph
11	Ben McLaughlin (1)	12	March 5	UCA	RHP Gavin Alveti	Three-Run	420 feet	30.4 degrees	102 mph
12	Jayson Jones (3) *	14	March 9	McNeese [DH-2]	RHP Zach Voss	Solo	409 feet	21.9 degrees	108 mph
13	Wehiwa Aloy (2)	14	March 9	McNeese [DH-2]	RHP Zach Voss	Three-Run	468 feet	24.7 degrees	114 mph
14	Peyton Stovall (1) ^	14	March 9	McNeese [DH-2]	RHP Marcus Mott	Three-Run	412 feet	29.0 degrees	101 mph
15	Kendall Diggs (2) ^!	14	March 9	McNeese [DH-2]	RHP Koel Navarre	Solo	449 feet	27.0 degrees	104 mph
16	Ross Lovich (1)	15	March 10	McNeese	RHP Kainin Morrow	Three-Run	360 feet	26.6 degrees	96 mph
17	Kendall Diggs (3)	16	March 12	Oral Roberts	RHP Ryan Carmack	Solo	378 feet	30.2 degrees	104 mph
18	Nolan Souza (2)	17	March 15	Missouri	RHP Logan Lunceford	Two-Run	335 feet	21.7 degrees	98 mph
19	Ross Lovich (2)	17	March 15	Missouri	RHP Logan Lunceford	Three-Run	394 feet	30.2 degrees	105 mph
20	Kendall Diggs (4)	17	March 15	Missouri	RHP Logan Lunceford	Two-Run	400 feet	35.1 degrees	104 mph
21	Nolan Souza (3)	17	March 15	Missouri	RHP Jacob Peaden	Solo	405 feet	29.9 degrees	102 mph
22	Peyton Stovall (2) * ^	18	March 16	Missouri	RHP Bryce Mayer	Solo	404 feet	27.3 degrees	104 mph
23	Wehiwa Aloy (3) ^	18	March 16	Missouri	RHP Bryce Mayer	Solo	396 feet	36.2 degrees	99 mph
24	Kendall Diggs (5) ^	18	March 16	Missouri	RHP Bryce Mayer	Solo	372 feet	28.1 degrees	99 mph
25	Ben McLaughlin (2)	19	March 17	Missouri	RHP Carter Rustad	Solo	351 feet	26.9 degrees	101 mph
26	Wehiwa Aloy (4)	20	March 21	at #23 Auburn	RHP Conner McBride	Solo	369 feet	25.6 degrees	101 mph
27	Ben McLaughlin (3)	21	March 22	at #23 Auburn	RHP Chase Allsup	Solo	404 feet	26.8 degrees	104 mph
28	Ryder Helfrick (2)	21	March 22	at #23 Auburn	RHP John Armstrong	Solo	405 feet	28.8 degrees	109 mph
29	Jared Sprague-Lott (2)	22	March 23	at #23 Auburn	RHP Joseph Gonzalez	Three-Run	400 feet	28.9 degrees	100 mph
30	Peyton Stovall (3)	23	March 26	Little Rock	RHP Josh Beezley	Two-Run	382 feet	26.3 degrees	98 mph
31	Wehiwa Aloy (5)	23	March 26	Little Rock	RHP Jacob Weatherley	Grand Slam	413 feet	23.2 degrees	105 mph
32	Jack Wagner (1)	23	March 26	Little Rock	RHP Jacob Weatherley	Solo	388 feet	22.2 degrees	105 mph
33	Will Edmunson (1)	23	March 26	Little Rock	RHP Jacob Weatherley	Two-Run	387 feet	19.6 degrees	98 mph
34	Jack Wagner (2)	24	March 28	#8 LSU	RHP Fidel Ulloa	Solo	364 feet	37.7 degrees	100 mph
35	Kendall Diggs (6)	24	March 28	#8 LSU	RHP Gavin Guidry	Three-Run	381 feet	27.2 degrees	101 mph
36	Wehiwa Aloy (6)	26	March 30	#8 LSU	LHP Gage Jump	Solo	390 feet	20.8 degrees	112 mph
37	Peyton Stovall (4)	26	March 30	#8 LSU	LHP Nate Ackenhausen	Two-Run	379 feet	33.7 degrees	104 mph
38	Ben McLaughlin (4)	27	April 2	Arkansas State	RHP Kole Turner	Solo	396 feet	26.7 degrees	101 mph
39	Nolan Souza (4)	27	April 2	Arkansas State	RHP Brian Veniard	Grand Slam	458 feet	28.5 degrees	111 mph
40	Wehiwa Aloy (7)	28	April 4	Ole Miss	RHP Riley Maddox	Three-Run	346 feet	19.5 degrees	107 mph
41	Jared Sprague-Lott (3)	28	April 4	Ole Miss	RHP Josh Mallitz	Solo	342 feet	30.7 degrees	94 mph
42	Wehiwa Aloy (9)	29	April 5	Ole Miss	LHP Wes Mendes	Two-Run	398 feet	28.9 degrees	105 mph
43	Nolan Souza (5)	30	April 6	Ole Miss	RHP Mason Nichols	Solo	404 feet	23.1 degrees	104 mph
44	Nolan Souza (6)	30	April 6	Ole Miss	RHP Connor Spencer	Three-Run	416 feet	26.9 degrees	113 mph
45	Ben McLaughlin (5) *	31	April 9	San Jose State	RHP Keaton Chase	Solo	412 feet	23.7 degrees	106 mph
46	Wehiwa Aloy (9) *	31	April 9	San Jose State	RHP Keaton Chase	Solo	407 feet	24.4 degrees	108 mph
47	Jack Wagner (3) *	32	April 10	San Jose State	RHP Cade Cushing	Solo	413 feet	23.9 degrees	106 mph
48	Ben McLaughlin (6) ^	33	April 12	at #25 Alabama	RHP Ben Hess	Two-Run	423 feet	25.9 degrees	102 mph
49	Jared Sprague-Lott (4) ^	33	April 12	at #25 Alabama	RHP Ben Hess	Solo	386 feet	22.6 degrees	104 mph
50	Peyton Stovall (5)	34	April 13	at #25 Alabama	LHP Greg Farone	Solo	366 feet	27.6 degrees	101 mph
51	Jared Sprague-Lott (5) *	34	April 13	at #25 Alabama	RHP Tyler Fay	Solo	397 feet	25.1 degrees	100 mph
52	Peyton Holt (1)	34	April 13	at #25 Alabama	LHP Alton Davis II	Solo	415 feet	27.0 degrees	102 mph
53	Ben McLaughlin (7)	36	April 16	Texas Tech	LHP Hudson Luce	Two-Run	377 feet	29.1 degrees	100 mph
54	Peyton Stovall (6) *	37	April 17	Texas Tech	RHP Hudson Parker	Solo	406 feet	25.2 degrees	108 mph
55	Nolan Souza (7) *	37	April 17	Texas Tech	RHP Hudson Parker	Solo	376 feet	33.7 degrees	98 mph
56	Peyton Stovall (7) *	39	April 20	at #20 S Carolina [DH-1]	LHP Garrett Gainey	Solo	371 feet	22.3 degrees	101 mph
57	Ryder Helfrick (3)	41	April 26	Florida	LHP Pierce Coppola	Solo	387 feet	28.2 degrees	107 mph

* - indicates leadoff home run | ^ - indicates back-to-back home run | ! - indicates walk-off home run | + - indicates pinch-hit home run



||| HOME RUN CHART

No.	Player	Game	Date	Opponent	Pitcher	On Base	Inning	Outs	Count	Score	Final
58	Wehiwa Aloy (10)	43	April 27	Florida	RHP Ryan Slater	1	7th	2	1-1	2-4	W, 6-5
59	Peyton Holt (2)	43	April 27	Florida	RHP Luke McNeillie	1	7th	2	2-1	4-4	W, 6-5

* - indicates leadoff home run | ^ - indicates back-to-back home run | ! - indicates walk-off home run | + - indicates pinch-hit home run

HOME RUN DATA CHART |||



No.	Player	Game	Date	Opponent	Pitcher	HR	Distance	Launch Angle	Exit Velocity
58	Wehiwa Aloy (10)	43	April 27	Florida	RHP Ryan Slater	Two-Run	345 feet	31.9 degrees	89 mph
59	Peyton Holt (2)	43	April 27	Florida	RHP Luke McNeillie	Two-Run	394 feet	33.9 degrees	102 mph

* - indicates leadoff home run | ^ - indicates back-to-back home run | ! - indicates walk-off home run | + - indicates pinch-hit home run



TEAM PITCHING GAME-BY-GAME

STARTERS GAME-BY-GAME

Opponent	W-L	IP	H	R	ER	BB	K
James Madison	--	1.0	1	3	3	2	2
James Madison	W	5.0	2	1	1	2	4
James Madison	--	3.2	3	2	2	3	9
James Madison	W	5.0	3	0	0	0	4
vs. #7 Oregon St.	--	6.0	3	0	0	1	17
vs. Oklahoma St.	--	6.0	3	0	0	2	6
vs. Michigan	W	5.0	0	0	0	1	10
Grambling	W	1.0	0	0	0	1	1
Murray State	W	6.0	1	1	1	1	12
Murray State	W	5.0	3	1	1	1	10
Murray State	W	5.0	2	1	1	1	10
UCA	W	3.0	4	2	2	0	4
McNeese	W	4.0	1	0	0	3	9
McNeese	W	4.0	3	0	0	2	8
McNeese	--	4.0	3	4	4	3	4
Oral Roberts	W	3.0	3	0	0	1	4
Missouri *	W	6.0	2	0	0	1	10
Missouri *	--	4.2	1	0	0	4	7
Missouri *	W	5.1	1	0	0	3	10
at #23 Auburn *	W	6.0	3	0	0	2	12
at #23 Auburn *	--	3.2	3	3	3	5	4
at #23 Auburn *	--	5.0	3	1	1	4	4
Little Rock	W	3.0	1	0	0	0	5
#8 LSU *	W	6.0	5	2	2	0	10
#8 LSU *	--	5.0	7	3	3	3	7
#8 LSU *	--	4.0	5	4	4	0	3
Arkansas State	W	2.0	0	0	0	1	1
Ole Miss *	W	6.0	4	2	2	4	11
Ole Miss *	--	4.1	3	3	3	3	5
Ole Miss *	--	4.1	4	2	2	3	7
San Jose State	W	5.0	2	1	1	0	4
San Jose State	W	3.0	0	0	0	3	3
at #25 Alabama *	W	6.0	2	0	0	3	6
at #25 Alabama *	--	6.0	5	2	2	0	6
at #25 Alabama *L	5.0	5	1	1	2	3	
Texas Tech	--	1.1	6	6	6	0	2
Texas Tech	--	4.0	6	3	3	1	3
at #20 S Carolina *W	6.0	2	1	1	5	11	
at #20 S Carolina *L	3.1	2	2	2	7	3	
at #20 S Carolina *W	6.0	4	2	2	2	6	
vs. UAPB	--	2.0	3	1	1	0	4
Florida *	--	7.0	2	1	0	1	11
Florida *	--	6.0	3	2	2	4	6
Florida *	L	3.0	3	3	3	2	2

BULLPEN GAME-BY-GAME

Opponent	W-L	IP	H	R	ER	BB	K
James Madison	W	8.0	4	1	1	1	10
James Madison	--	3.0	4	4	4	1	2
James Madison	L	5.1	7	5	4	3	7
James Madison	--	4.0	1	0	0	1	5
vs. #7 Oregon St	W	3.0	5	4	4	0	6
vs. Oklahoma St.	L	7.1	3	2	1	5	19
vs. Michigan	--	4.0	5	3	1	0	1
Grambling	--	6.0	4	1	1	1	10
Murray State	--	3.0	1	0	0	1	8
Murray State	--	3.0	0	0	0	0	4
Murray State	--	4.0	6	2	2	0	6
UCA	--	6.0	5	5	5	4	7
McNeese	--	5.0	7	1	1	2	6
McNeese	--	4.0	4	1	1	0	4
McNeese	W	3.0	3	1	1	0	3
Oral Roberts	--	6.0	6	2	2	1	6
Missouri *	--	3.0	2	0	0	0	2
Missouri *	W	4.1	0	0	0	1	5
Missouri *	--	3.2	2	1	1	1	3
at #23 Auburn	--	3.0	0	0	0	0	5
at #23 Auburn *	W	5.1	7	2	1	1	8
at #23 Auburn *L	3.0	7	7	7	2	2	
Little Rock	--	4.0	1	0	0	0	1
#8 LSU *	--	3.0	4	2	2	2	8
#8 LSU *	W	5.0	2	0	0	0	5
#8 LSU *	W	5.0	4	1	1	2	4
Arkansas State	--	5.0	1	0	0	3	12
Ole Miss *	--	3.0	1	0	0	1	4
Ole Miss *	W	4.2	3	0	0	2	6
Ole Miss *	W	4.2	5	2	2	1	8
San Jose State	--	4.0	0	0	0	1	6
San Jose State	--	6.0	4	2	2	0	7
at #25 Alabama *	--	3.0	4	3	3	1	3
at #25 Alabama *L	3.0	3	2	1	3	2	
at #25 Alabama *	--	3.0	5	4	3	0	1
Texas Tech	W	7.2	7	2	2	1	12
Texas Tech	W	5.0	1	1	1	3	3
at #20 S Carolina *	--	3.0	2	0	0	1	5
at #20 S Carolina *	--	4.2	7	4	4	1	5
at #20 S Carolina *	--	3.0	4	4	4	2	3
vs. UAPB	W	5.0	4	0	0	0	7
Florida *	W	2.0	1	0	0	2	3
Florida *	W	3.0	3	1	0	3	4
Florida *	L	6.0	5	6	6	6	5

TEAM RECORD PER STARTER

Pitcher (Total Starts)	Record
Hagen Smith (11)	11-0
Brady Tygart (10)	8-2
Colin Fisher (7)	7-0
Mason Molina (10)	6-4
Ben Bybee (4)	4-0

QUALITY STARTS

Pitcher (Total Starts)	QS	Record
Hagen Smith (11)	9	9-0
Brady Tygart (10)	2	1-1
Mason Molina (10)	1	0-1
Colin Fisher (7)	0	0-0
Ben Bybee (4)	0	0-0

RUN SUPPORT

Pitcher (Total Starts)	Runs	Per Start
Colin Fisher (7)	64	9.1
Ben Bybee (4)	36	9.0
Brady Tygart (10)	73	7.3
Mason Molina (10)	66	6.6
Hagen Smith (11)	49	4.5

STARTING PITCHER GAME-BY-GAME

Date / Opponent	Starting Pitcher
Feb. 16 / James Madison	LHP Hagen Smith
Feb. 17 / James Madison	RHP Brady Tygart
Feb. 18 / James Madison	LHP Mason Molina
Feb. 19 / James Madison	LHP Colin Fisher
Feb. 23 / vs. #7 Oregon State	LHP Hagen Smith
Feb. 24 / vs. Oklahoma State	RHP Brady Tygart
Feb. 25 / vs. Michigan	LHP Mason Molina
Feb. 27 / Grambling	LHP Colin Fisher
March 1 / Murray State	LHP Hagen Smith
March 2 / Murray State	LHP Brady Tygart
March 3 / Murray State	RHP Mason Molina
March 5 / UCA	LHP Colin Fisher
March 9 / McNeese [DH-1]	LHP Hagen Smith
March 9 / McNeese [DH-2]	RHP Brady Tygart
March 10 / McNeese	LHP Mason Molina
March 12 / Oral Roberts	LHP Colin Fisher
March 15 / Missouri *	LHP Hagen Smith
March 16 / Missouri *	RHP Brady Tygart
March 17 / Missouri *	LHP Mason Molina
March 21 / at #23 Auburn *	LHP Hagen Smith
March 22 / at #23 Auburn *	RHP Brady Tygart
March 23 / at #23 Auburn *	LHP Mason Molina
March 26 / Little Rock	RHP Ben Bybee
March 28 / #8 LSU *	LHP Hagen Smith
March 29 / #8 LSU *	LHP Mason Molina
March 30 / #8 LSU *	RHP Brady Tygart
April 2 / Arkansas State	LHP Colin Fisher
April 4 / Ole Miss *	LHP Hagen Smith
April 5 / Ole Miss *	LHP Mason Molina
April 6 / Ole Miss *	RHP Brady Tygart
April 9 / San Jose State	RHP Ben Bybee
April 10 / San Jose State	LHP Colin Fisher
April 12 / at #25 Alabama *	LHP Hagen Smith
April 13 / at #25 Alabama *	LHP Mason Molina
April 14 / at #25 Alabama *	RHP Brady Tygart
April 16 / Texas Tech	RHP Ben Bybee
April 17 / Texas Tech	LHP Colin Fisher
April 19 / at #20 S Carolina *	LHP Hagen Smith
April 20 / at #20 S Carolina [DH-1] *	LHP Mason Molina
April 20 / at #20 S Carolina [DH-2] *	RHP Brady Tygart
April 23 / vs. UAPB	RHP Ben Bybee
April 26 / Florida *	LHP Hagen Smith
April 27 / Florida * [DH-1]	RHP Brady Tygart
April 27 / Florida * [DH-2]	RHP Ben Bybee



STARTER STATISTICS

Player	era	w-l	app	gs	cg	sho	sv	ip	h	r	er	bb	so	2b	3b	hr	b/avg	wp	hp	bk	sfa	sha
33 Hagen Smith	1.35	8-0	11	11	0	0/2	0	60.0	26	10	9	23	111	2	0	4	.130	1	5	0	1	3
38 Colin Fisher	2.14	6-0	7	7	0	0/2	0	21.0	16	5	5	7	20	2	0	0	.213	0	3	1	0	1
25 Brady Tygart	2.68	4-1	11	11	0	0/1	0	53.2	36	16	16	27	64	4	0	4	.197	5	13	1	0	5
21 Mason Molina	3.47	3-1	10	10	0	0/0	0	46.2	29	18	18	28	68	4	0	6	.182	2	7	1	0	3
40 Ben Bybee	6.91	2-1	5	5	0	0/1	0	14.1	15	11	11	2	17	2	0	2	.268	0	0	0	0	0
Totals	2.71	23-3	44	44	0	6/6	0	195.2	122	60	59	87	280	14	0	16	.181	8	28	3	1	12

RELIEVER STATISTICS

Player	era	w-l	app	gs	cg	sho	sv	ip	h	r	er	bb	so	2b	3b	hr	b/avg	wp	hp	bk	sfa	sha
40 Ben Bybee	0.00	0-0	1	0	0	0/1	0	1.0	1	0	0	1	2	0	0	0	.250	0	0	0	0	0
32 Hunter Dietz	0.00	0-0	2	0	0	0/0	0	1.0	1	0	0	2	2	0	0	0	.250	0	1	0	0	0
37 Jake Faherty	1.23	0-0	10	0	0	0/1	1	7.1	4	2	1	7	13	1	0	0	.154	1	1	0	1	0
46 Christian Foutch	1.29	0-0	12	0	0	0/2	1	14.0	13	2	2	4	11	2	0	1	.260	2	3	0	1	0
49 Stone Hewlett	1.69	1-0	18	0	0	0/2	4	10.2	4	2	2	3	18	1	0	1	.114	1	0	0	1	0
45 Gage Wood	2.45	2-1	15	0	0	0/1	1	18.1	17	7	5	4	30	4	1	1	.233	0	3	0	0	2
20 Gabe Gaeckle	2.60	3-2	15	0	0	0/1	6	27.2	14	8	8	11	38	3	0	0	.141	1	0	0	0	0
48 Cooper Dossett	2.63	3-0	11	0	0	0/2	0	13.2	4	4	4	4	19	0	0	1	.095	0	1	0	0	0
41 Will McEntire	3.56	3-0	20	0	0	0/3	4	43.0	40	19	17	10	54	9	0	2	.247	3	0	0	3	0
31 Dylan Carter	4.26	0-0	5	0	0	0/2	0	6.1	3	3	3	3	3	1	0	1	.143	0	0	0	1	0
28 Koty Frank	4.33	2-0	17	0	0	0/1	3	27.0	26	15	13	7	26	6	0	3	.255	1	5	0	1	1
38 Colin Fisher	4.50	0-1	3	0	0	0/0	0	6.0	8	4	3	1	7	0	0	3	.320	0	0	0	0	1
26 Tate McGuire	5.40	0-0	2	0	0	0/0	0	1.2	3	1	1	2	4	1	0	0	.375	0	1	0	0	0
36 Parker Coil	8.25	0-0	11	0	0	0/1	0	12.0	20	11	11	2	17	1	0	1	.370	0	0	0	0	1
Totals	3.32	14-4	44	0	0	6/6	20	189.2	158	78	70	61	244	29	1	14	.224	9	15	0	8	5
Opponents	6.64	6-15	44	0	0	1/1	2	191.0	211	171	141	136	170	35	3	31	.281	30	34	0	13	11



||| GAME-BY-GAME BATTING ORDER

RECORD: 37-7 • HOME: 29-2 • AWAY: 5-4 • NEUTRAL: 3-1 • SEC: 16-5

Date	Opponent	1	2	3	4	5	6	7	8	9
Feb. 16	James Madison	White	Diggs	Aloy	McLaughlin	Wagner	Holt	Jones	Sprague-Lott	Wilmsmeyer
Feb. 17	James Madison	White	Diggs	Aloy	McLaughlin	Helfrick	Holt	Edmunson	Sprague-Lott	Wilmsmeyer
Feb. 18	James Madison	White	Diggs	Aloy	McLaughlin	Wagner	Lovich	Holt	Souza	Wilmsmeyer
Feb. 19	James Madison	Diggs	White	McLaughlin	Aloy	Holt	Jones	Sprague-Lott	Rowland	Wilmsmeyer
Feb. 23	vs. #7 Oregon State	Diggs	White	McLaughlin	Aloy	Helfrick	Jones	Holt	Sprague-Lott	Wilmsmeyer
Feb. 24	vs. Oklahoma State	Diggs	White	McLaughlin	Aloy	Helfrick	Jones	Holt	Sprague-Lott	Wilmsmeyer
Feb. 25	vs. Michigan	Edmunson	Diggs	McLaughlin	Sprague-Lott	Lovich	Aloy	Souza	Rowland	Wilmsmeyer
Feb. 27	Grambling	Edmunson	Diggs	McLaughlin	Sprague-Lott	White	Polk	Aloy	Jones	Holt
March 1	Murray State	White	Diggs	Sprague-Lott	McLaughlin	Aloy	Polk	Jones	Holt	Wilmsmeyer
March 2	Murray State	Edmunson	Diggs	Aloy	McLaughlin	Sprague-Lott	Lovich	Jones	Souza	Helfrick
March 3	Murray State	Edmunson	Diggs	Aloy	McLaughlin	Sprague-Lott	Jones	Souza	Wagner	White
March 5	UCA	Lovich	Aloy	Diggs	Polk	McLaughlin	Jones	Souza	Holt	Helfrick
March 9	McNeese [DH-1]	Lovich	Aloy	Diggs	McLaughlin	Sprague-Lott	Stovall	White	Souza	Wilmsmeyer
March 9	McNeese [DH-2]	Edmunson	Stovall	Diggs	Aloy	McLaughlin	Holt	Souza	Jones	Helfrick
March 10	McNeese	Lovich	Stovall	Aloy	Diggs	McLaughlin	Sprague-Lott	Souza	White	Wilmsmeyer
March 12	Oral Roberts	Stovall	Aloy	McLaughlin	Polk	Diggs	Holt	Lovich	Rowland	Wilmsmeyer
March 15	Missouri *	Stovall	Diggs	Aloy	McLaughlin	Lovich	Sprague-Lott	Souza	White	Wilmsmeyer
March 16	Missouri *	Stovall	Aloy	Diggs	Holt	McLaughlin	Jones	Souza	Lovich	Rowland
March 17	Missouri *	Stovall	Diggs	Aloy	McLaughlin	Lovich	Sprague-Lott	Souza	White	Wilmsmeyer
March 21	at #23 Auburn *	Stovall	Diggs	Aloy	McLaughlin	Sprague-Lott	Lovich	White	Souza	Wilmsmeyer
March 22	at #23 Auburn *	Stovall	Aloy	Diggs	White	McLaughlin	Sprague-Lott	Edmunson	Rowland	Wilmsmeyer
March 23	at #23 Auburn *	Stovall	Diggs	Aloy	McLaughlin	White	Souza	Sprague-Lott	Edmunson	Wilmsmeyer
March 26	Little Rock	Stovall	McLaughlin	Aloy	Diggs	Wagner	Lovich	Holt	Edmunson	Helfrick
March 28	#8 LSU *	Stovall	Aloy	McLaughlin	Sprague-Lott	Diggs	Wagner	White	Edmunson	Wilmsmeyer
March 29	#8 LSU *	Stovall	McLaughlin	Aloy	Diggs	Sprague-Lott	Lovich	White	Souza	Wilmsmeyer
March 30	#8 LSU *	Stovall	Aloy	McLaughlin	White	Diggs	Sprague-Lott	Edmunson	Helfrick	Wilmsmeyer
April 2	Arkansas State	Stovall	McLaughlin	Aloy	Diggs	Souza	Holt	Lovich	Helfrick	Edmunson
April 4	Ole Miss *	Stovall	McLaughlin	Aloy	Diggs	Sprague-Lott	Lovich	White	Souza	Wilmsmeyer
April 5	Ole Miss *	Stovall	Aloy	McLaughlin	Wagner	Diggs	Sprague-Lott	Helfrick	Edmunson	Wilmsmeyer
April 6	Ole Miss *	Stovall	McLaughlin	Aloy	Diggs	Lovich	Sprague-Lott	Souza	White	Wilmsmeyer
April 9	San Jose State	Stovall	Souza	Aloy	McLaughlin	Holt	Polk	Jones	Helfrick	Edmunson
April 10	San Jose State	Stovall	McLaughlin	Aloy	Diggs	Souza	Wagner	Lovich	Edmunson	Rowland
April 12	at #25 Alabama *	Stovall	Aloy	McLaughlin	Sprague-Lott	Diggs	White	Souza	Edmunson	Wilmsmeyer
April 13	at #25 Alabama *	Stovall	Aloy	Sprague-Lott	McLaughlin	Helfrick	Holt	Diggs	White	Wilmsmeyer
April 14	at #25 Alabama *	Diggs	Stovall	Sprague-Lott	McLaughlin	Aloy	Souza	Holt	Helfrick	Wilmsmeyer
April 16	Texas Tech	Holt	Stovall	Sprague-Lott	Aloy	McLaughlin	Wagner	White	Jones	Edmunson
April 17	Texas Tech	Stovall	Holt	McLaughlin	Aloy	Souza	Wagner	Lovich	Jones	Rowland
April 19	at #20 South Carolina *	Stovall	Aloy	McLaughlin	Souza	Holt	Diggs	Wagner	White	Wilmsmeyer
April 20	at #20 South Carolina * [DH-1]	Stovall	McLaughlin	Aloy	Diggs	Souza	Holt	Lovich	White	Edmunson
April 20	at #20 South Carolina * [DH-2]	Stovall	McLaughlin	Aloy	Diggs	Souza	Holt	Lovich	Wagner	Rowland
April 23	vs. UAPB	Stovall	McLaughlin	Aloy	Diggs	Souza	White	Lovich	Helfrick	Wilmsmeyer
April 26	Florida *	Stovall	Sprague-Lott	Aloy	McLaughlin	Holt	Helfrick	Diggs	White	Wilmsmeyer
April 27	Florida * [DH-1]	Stovall	Sprague-Lott	Aloy	McLaughlin	Holt	Diggs	Wagner	Rowland	Wilmsmeyer
April 27	Florida * [DH-2]	Stovall	Sprague-Lott	McLaughlin	Aloy	Holt	Diggs	Helfrick	Souza	Edmunson

GAME-BY-GAME DEFENSIVE LINEUP III



RECORD: 37-7 • **HOME:** 29-2 • **AWAY:** 5-4 • **NEUTRAL:** 3-1 • **SEC:** 16-5

Date	Opponent	C	1B	2B	3B	SS	LF	CF	RF	DH
Feb. 16	James Madison	White	McLaughlin	Holt	Sprague-Lott	Aloy	Jones	Wilmsmeyer	Diggs	Wagner
Feb. 17	James Madison	Helfrick	McLaughlin	Holt	Sprague-Lott	Aloy	Edmunson	Wilmsmeyer	Diggs	White
Feb. 18	James Madison	White	Wagner	Souza	Holt	Aloy	Lovich	Wilmsmeyer	Diggs	McLaughlin
Feb. 19	James Madison	Rowland	McLaughlin	Holt	Sprague-Lott	Aloy	Jones	Wilmsmeyer	Diggs	White
Feb. 23	vs. #7 Oregon State	White	McLaughlin	Holt	Sprague-Lott	Aloy	Jones	Wilmsmeyer	Diggs	Helfrick
Feb. 24	vs. Oklahoma State	Helfrick	McLaughlin	Holt	Sprague-Lott	Aloy	Jones	Wilmsmeyer	Diggs	White
Feb. 25	vs. Michigan	Rowland	McLaughlin	Souza	Sprague-Lott	Aloy	Edmunson	Wilmsmeyer	Lovich	Diggs
Feb. 27	Grambling	Polk	McLaughlin	Holt	Sprague-Lott	Aloy	Jones	Edmunson	Diggs	White
March 1	Murray State	White	McLaughlin	Holt	Sprague-Lott	Aloy	Jones	Wilmsmeyer	Diggs	Polk
March 2	Murray State	Helfrick	McLaughlin	Souza	Sprague-Lott	Aloy	Jones	Edmunson	Diggs	Lovich
March 3	Murray State	White	Wagner	Souza	Sprague-Lott	Aloy	Jones	Edmunson	Diggs	McLaughlin
March 5	UCA	Helfrick	McLaughlin	Souza	Holt	Aloy	Jones	Lovich	Diggs	Polk
March 9	McNeese [DH-1]	White	McLaughlin	Souza	Sprague-Lott	Aloy	Lovich	Wilmsmeyer	Diggs	Stovall
March 9	McNeese [DH-2]	Helfrick	McLaughlin	Souza	Holt	Aloy	Jones	Edmunson	Diggs	Stovall
March 10	McNeese	White	McLaughlin	Souza	Sprague-Lott	Aloy	Lovich	Wilmsmeyer	Diggs	Stovall
March 12	Oral Roberts	Rowland	McLaughlin	Stovall	Holt	Aloy	Lovich	Wilmsmeyer	Diggs	Polk
March 15	Missouri *	White	McLaughlin	Stovall	Sprague-Lott	Aloy	Lovich	Wilmsmeyer	Diggs	Souza
March 16	Missouri *	Rowland	McLaughlin	Stovall	Holt	Aloy	Jones	Lovich	Diggs	Souza
March 17	Missouri *	White	McLaughlin	Stovall	Sprague-Lott	Aloy	Lovich	Wilmsmeyer	Diggs	Souza
March 21	at #23 Auburn *	White	McLaughlin	Stovall	Sprague-Lott	Aloy	Lovich	Wilmsmeyer	Diggs	Souza
March 22	at #23 Auburn *	Rowland	McLaughlin	Stovall	Sprague-Lott	Aloy	Edmunson	Wilmsmeyer	Diggs	White
March 23	at #23 Auburn *	White	McLaughlin	Stovall	Sprague-Lott	Aloy	Edmunson	Wilmsmeyer	Diggs	Souza
March 26	Little Rock	Helfrick	McLaughlin	Stovall	Holt	Aloy	Lovich	Edmunson	Diggs	Wagner
March 28	#8 LSU *	White	McLaughlin	Stovall	Sprague-Lott	Aloy	Edmunson	Wilmsmeyer	Diggs	Wagner
March 29	#8 LSU *	White	McLaughlin	Stovall	Sprague-Lott	Aloy	Lovich	Wilmsmeyer	Diggs	Souza
March 30	#8 LSU *	Helfrick	McLaughlin	Stovall	Sprague-Lott	Aloy	Edmunson	Wilmsmeyer	Diggs	White
April 2	Arkansas State	Helfrick	McLaughlin	Stovall	Holt	Aloy	Lovich	Edmunson	Diggs	Souza
April 4	Ole Miss *	White	McLaughlin	Stovall	Sprague-Lott	Aloy	Lovich	Wilmsmeyer	Diggs	Souza
April 5	Ole Miss *	Helfrick	McLaughlin	Stovall	Sprague-Lott	Aloy	Edmunson	Wilmsmeyer	Diggs	Wagner
April 6	Ole Miss *	White	McLaughlin	Stovall	Sprague-Lott	Aloy	Lovich	Wilmsmeyer	Diggs	Souza
April 9	San Jose State	Helfrick	McLaughlin	Stovall	Souza	Aloy	Jones	Edmunson	Holt	Polk
April 10	San Jose State	Rowland	McLaughlin	Stovall	Souza	Aloy	Lovich	Edmunson	Diggs	Wagner
April 12	at #25 Alabama *	White	McLaughlin	Stovall	Sprague-Lott	Aloy	Edmunson	Wilmsmeyer	Diggs	Souza
April 13	at #25 Alabama *	White	McLaughlin	Stovall	Sprague-Lott	Aloy	Holt	Wilmsmeyer	Diggs	Helfrick
April 14	at #25 Alabama *	Helfrick	McLaughlin	Stovall	Sprague-Lott	Aloy	Holt	Wilmsmeyer	Diggs	Souza
April 16	Texas Tech	White	McLaughlin	Stovall	Sprague-Lott	Aloy	Jones	Holt	Edmunson	Wagner
April 17	Texas Tech	Rowland	McLaughlin	Stovall	Souza	Aloy	Jones	Holt	Lovich	Wagner
April 19	at #20 South Carolina	White	McLaughlin	Stovall	Souza	Aloy	Holt	Wilmsmeyer	Diggs	Wagner
April 20	at #20 South Carolina [DH-1]	White	McLaughlin	Stovall	Holt	Aloy	Lovich	Edmunson	Diggs	Souza
April 20	at #20 South Carolina [DH-2]	Rowland	McLaughlin	Stovall	Souza	Aloy	Lovich	Holt	Diggs	Wagner
April 23	vs. UAPB	Helfrick	McLaughlin	Stovall	Souza	Aloy	Lovich	Wilmsmeyer	Diggs	White
April 26	Florida	White	McLaughlin	Stovall	Sprague-Lott	Aloy	Holt	Wilmsmeyer	Diggs	Helfrick
April 27	Florida * [DH-1]	Rowland	McLaughlin	Stovall	Sprague-Lott	Aloy	Holt	Wilmsmeyer	Diggs	Wagner
April 27	Florida * [DH-2]	Helfrick	McLaughlin	Stovall	Sprague-Lott	Aloy	Edmunson	Holt	Diggs	Souza



||| GAME-BY-GAME HITTING

RECORD: 37-7 • HOME: 29-2 • AWAY: 5-4 • NEUTRAL: 3-1 • SEC: 16-5

Date	Opponent	AB	R	H	RBI	2B	3B	HR	BB	IBB	SB	CS	HBP	SAC	SF	GDP	K	PO	A	E	Avg
Feb. 16	James Madison	30	6	9	5	2	0	2	6	1	3	0	0	0	0	1	7	27	9	0	.300
Feb. 17	James Madison	36	15	14	15	2	0	2	10	0	0	0	2	0	0	2	6	24	8	0	.348
Feb. 18	James Madison	32	3	10	3	6	0	0	6	0	0	1	1	0	0	1	5	27	8	1	.337
Feb. 19	James Madison	31	4	7	4	1	0	0	4	1	0	0	1	0	0	1	4	27	9	2	.310
Feb. 23	vs. #7 Oregon State	28	5	6	5	1	1	0	3	0	0	0	4	1	0	0	9	27	3	0	.293
Feb. 24	vs. Oklahoma State	52	1	8	1	2	0	0	5	0	2	0	0	1	0	0	14	40	9	2	.258
Feb. 25	vs. Michigan	29	4	5	3	3	0	0	7	0	2	0	4	0	0	2	9	27	8	4	.248
Feb. 27	Grambling	37	21	20	19	6	0	3	10	0	0	0	1	0	0	2	1	21	7	0	.287
March 1	Murray State	31	5	7	4	1	0	0	4	0	4	0	0	0	0	0	4	27	4	0	.281
March 2	Murray State	32	11	11	10	2	0	1	8	0	1	1	1	0	1	1	5	24	7	1	.287
March 3	Murray State	32	5	10	4	0	0	1	2	0	1	0	0	0	1	2	4	27	2	2	.289
March 5	UCA	30	9	7	8	0	0	2	6	0	0	0	1	0	1	1	5	27	10	1	.285
March 9	McNeese [DH-1]	31	3	9	3	2	0	0	2	0	2	0	0	1	0	2	9	27	10	1	.285
March 9	McNeese [DH-2]	35	11	14	10	1	0	4	2	0	2	0	1	0	1	0	11	24	6	0	.294
March 10	McNeese	31	18	12	16	1	0	1	10	0	0	0	1	0	0	0	5	21	7	0	.300
March 12	Oral Roberts	27	4	6	4	1	0	1	7	0	0	0	1	2	0	1	5	27	11	0	.296
March 15	Missouri *	33	8	7	8	0	0	4	2	0	0	0	1	0	0	0	5	27	7	0	.291
March 16	Missouri *	28	6	5	5	0	1	3	4	0	1	0	3	0	0	1	7	27	4	0	.285
March 17	Missouri *	32	9	10	8	3	0	1	6	0	0	0	2	0	2	1	3	27	12	0	.287
March 21	at #23 Auburn *	31	1	6	1	0	0	1	3	0	1	2	2	0	0	0	8	27	7	1	.282
March 22	at #23 Auburn *	34	6	8	6	0	0	2	2	0	0	0	2	0	1	0	11	27	11	2	.280
March 23	at #23 Auburn *	37	6	10	6	2	1	1	5	0	0	0	2	0	0	0	7	24	9	1	.280
March 26	Little Rock	23	11	6	11	0	0	4	8	0	1	1	4	0	1	0	5	21	6	0	.279
March 28	#8 LSU *	31	7	10	7	0	0	2	11	0	1	0	0	0	1	1	10	27	5	0	.281
March 29	#8 LSU *	37	4	9	4	5	0	0	5	0	0	0	0	1	0	0	14	30	11	0	.279
March 30	#8 LSU *	32	7	9	7	1	0	2	7	0	2	1	0	0	0	1	6	27	11	0	.279
April 2	Arkansas State	30	13	12	10	3	0	2	5	0	0	0	2	0	0	0	5	21	5	0	.283
April 4	Ole Miss *	30	5	7	5	0	0	2	4	0	0	0	0	0	0	1	5	27	4	0	.282
April 5	Ole Miss *	31	8	9	8	2	0	1	8	0	0	1	0	0	1	0	11	27	5	2	.282
April 6	Ole Miss *	34	7	11	6	1	0	2	8	0	2	0	1	0	0	2	6	27	5	1	.283
April 9	San Jose State	32	5	9	5	1	0	2	7	0	0	0	0	0	0	1	10	27	9	0	.283
April 10	San Jose State	34	8	14	8	3	0	1	4	0	1	0	1	2	2	0	5	27	9	0	.288
April 12	at #25 Alabama *	34	5	6	4	0	0	2	5	0	1	0	2	0	0	0	10	27	4	0	.284
April 13	at #25 Alabama *	37	3	6	3	1	0	3	1	0	2	0	0	0	0	0	9	27	7	1	.280
April 14	at #25 Alabama *	31	0	4	0	1	0	0	2	0	0	0	0	0	0	1	6	24	11	1	.276
April 16	Texas Tech	33	9	10	8	5	0	1	5	0	0	1	3	0	1	2	6	27	5	1	.277
April 17	Texas Tech	23	5	4	5	0	0	2	7	1	1	0	3	2	1	2	7	27	10	0	.275
April 19	at #20 South Carolina	29	2	4	1	1	0	0	10	0	1	0	2	1	1	0	11	27	7	0	.271
April 20	at #20 South Carolina [DH-1]	38	3	12	3	0	0	1	3	0	0	0	1	0	1	0	8	24	9	0	.273
April 20	at #20 South Carolina [DH-2]	37	9	9	7	4	0	0	4	0	0	0	1	0	0	0	6	27	8	1	.272
April 23	vs. UAPB	26	11	9	11	2	0	0	6	0	1	0	2	1	2	0	4	21	6	0	.273
April 26	Florida	25	2	3	2	0	0	1	3	0	0	0	1	0	1	1	11	27	8	1	.270
April 27	Florida * [DH-1]	31	6	8	6	1	0	2	4	0	2	0	2	1	0	0	9	27	10	1	.270
April 27	Florida * [DH-2]	40	5	12	4	2	0	0	4	0	0	0	1	0	0	0	8	27	9	1	.271
	Totals	1417	296	384	273	69	3	59	235	3	34	8	56	13	19	30	316	1156	332	28	.271



RECORD: 37-7 • HOME: 29-2 • AWAY: 5-4 • NEUTRAL: 3-1 • SEC: 16-5

Date	Opponent	IP	H	R	ER	BB	SO	2B	3B	HR	WP	BK	HBP	DP	IBB	Score	W	L	SV	ERA
Feb. 16	James Madison	9.0	5	4	4	3	12	1	0	1	0	0	1	0	0	6-4	1	0	1	4.00
Feb. 17	James Madison	8.0	6	5	5	3	6	0	0	0	0	0	3	0	0	15-5	2	0	2	4.76
Feb. 18	James Madison	9.0	10	7	6	6	16	1	0	1	3	0	1	0	0	3-7	2	1	2	5.19
Feb. 19	James Madison	9.0	4	0	0	1	9	0	0	0	0	0	1	1	0	4-0	3	1	2	3.86
Feb. 23	vs. #7 Oregon State	9.0	8	4	4	1	23	1	0	1	2	0	0	0	0	5-4	4	1	3	3.89
Feb. 24	vs. Oklahoma State	13.1	6	2	1	7	25	1	0	0	0	0	2	1	1	1-2	4	2	3	3.14
Feb. 25	vs. Michigan	9.0	5	3	1	2	11	1	0	0	0	0	1	1	0	4-3	5	2	4	2.85
Feb. 27	Grambling	7.0	4	1	1	2	11	1	0	0	0	0	0	2	0	21-1	6	2	4	2.70
March 1	Murray State	9.0	2	1	1	2	20	1	0	1	0	0	2	0	0	5-1	7	2	5	2.51
March 2	Murray State	8.0	3	1	1	1	14	0	0	1	0	0	0	1	0	11-1	8	2	5	2.39
March 3	Murray State	9.0	8	3	3	1	16	0	0	2	0	0	1	0	0	5-3	9	2	6	2.45
March 5	UCA	9.0	9	7	7	4	11	1	0	0	1	0	3	0	0	9-7	10	2	7	2.82
March 9	McNeese [DH-1]	9.0	8	1	1	5	15	0	0	0	1	0	0	0	0	3-1	11	2	8	2.68
March 9	McNeese [DH-2]	8.0	7	1	1	2	12	0	0	0	0	0	3	0	0	11-1	12	2	9	2.59
March 10	McNeese	7.0	6	5	5	3	7	1	1	1	0	1	1	0	0	18-5	13	2	9	2.79
March 12	Oral Roberts	9.0	9	2	2	2	10	1	0	0	0	0	0	2	0	4-2	14	2	10	2.74
March 15	Missouri *	9.0	4	0	0	1	12	2	0	0	1	0	0	0	0	8-0	15	2	10	2.57
March 16	Missouri *	9.0	1	0	0	5	12	0	0	0	0	0	2	1	0	6-0	16	2	10	2.43
March 17	Missouri *	9.0	3	1	1	4	13	0	0	1	0	0	1	1	0	9-1	17	2	10	2.35
March 21	at #23 Auburn *	9.0	3	0	0	2	17	0	0	0	1	0	1	1	0	1-0	18	2	11	2.23
March 22	at #23 Auburn *	9.0	10	5	4	6	12	4	0	0	1	1	1	0	0	6-5	19	2	12	2.32
March 23	at #23 Auburn *	8.0	10	8	8	6	6	2	0	3	0	0	1	1	0	6-8	19	3	12	2.59
March 26	Little Rock	7.0	2	0	0	0	6	0	0	0	0	0	0	0	0	11-0	20	3	12	2.50
March 28	#8 LSU	9.0	9	4	4	2	19	2	0	2	1	0	0	0	0	7-4	21	3	13	2.57
March 29	#8 LSU	10.0	9	3	3	3	12	0	0	0	0	0	1	2	0	4-3	22	3	13	2.57
March 30	#8 LSU	9.0	9	5	5	2	7	0	0	4	0	0	2	3	0	7-5	23	3	14	2.67
April 2	Arkansas State	7.0	1	0	0	4	13	0	0	0	0	0	0	0	0	13-0	24	3	14	2.59
April 4	Ole Miss *	9.0	5	2	2	5	15	0	0	0	0	0	1	0	0	5-2	25	3	15	2.57
April 5	Ole Miss *	9.0	6	3	3	5	11	0	0	2	1	0	1	2	0	8-3	26	3	15	2.58
April 6	Ole Miss *	9.0	9	4	4	4	15	2	0	0	0	0	0	0	0	7-4	27	3	16	2.63
April 9	San Jose State	9.0	2	1	1	1	10	0	0	1	0	0	0	0	0	5-1	28	3	16	2.58
April 10	San Jose State	9.0	4	2	2	3	10	1	0	1	0	1	0	0	0	8-2	29	3	16	2.56
April 12	at #25 Alabama *	9.0	6	3	3	4	9	0	0	0	0	0	0	0	0	5-3	30	3	17	2.57
April 13	at #25 Alabama *	9.0	8	4	3	3	8	3	0	2	0	0	4	1	0	3-4	30	4	17	2.59
April 14	at #25 Alabama *	8.0	10	5	4	2	4	3	0	1	2	0	2	2	0	0-5	30	5	17	2.64
April 16	Texas Tech	9.0	13	8	8	1	14	2	0	2	0	0	1	0	0	9-8	31	5	17	2.79
April 17	Texas Tech	9.0	7	4	4	4	6	2	0	1	0	0	0	3	0	5-4	32	5	18	2.82
April 19	at #20 South Carolina	9.0	4	1	1	6	16	1	0	0	0	0	2	0	2	2-1	33	5	19	2.77
April 20	at #20 South Carolina [DH-1]	8.0	9	6	6	8	8	0	0	0	1	0	1	0	1	3-6	33	6	19	2.87
April 20	at #20 South Carolina [DH-2]	9.0	8	6	6	4	9	5	0	0	1	0	1	1	0	9-6	34	6	19	2.95
April 23	vs. UAPB	7.0	7	1	1	0	11	1	0	0	0	0	0	1	0	11-1	35	6	19	2.91
April 26	Florida	9.0	3	1	0	3	14	1	0	0	0	0	1	0	1	2-1	36	6	19	2.84
April 27	Florida * [DH-1]	9.0	10	5	4	7	10	1	0	0	1	0	1	1	3	6-5	37	6	20	2.87
April 27	Florida * [DH-2]	9.0	8	9	9	8	7	1	0	2	0	0	0	0	1	5-9	37	7	20	3.01
	Totals	385.1	280	138	129	148	524	43	1	30	17	3	43	28	9	296-138	37	7	20	3.01

A ||| HITTERS



1 TY WILMSMEYER

SEASON HIGHS

Category	High	Opponent (Last)	Date
Hits	3	James Madison	2/17/24
Runs	2	3x (Missouri)	3/17/24
Doubles	1	#8 LSU	3/29/24
Triples	--	--	--
Home Runs	1	James Madison	2/17/24
RBI	5	James Madison	2/17/24
Walks	1	11x (Florida)	4/26/24
Stolen Bases	1	2x (vs. UAPB)	4/23/24

CAREER HIGHS

Category	High	Opponent (Last)	Date
Hits	4	vs. TCU	2/19/23
Runs	3	2x (at Texas A&M)	4/15/23
Doubles	2	2x (at FIU)	2/26/23
Triples	1	at South Carolina	3/25/23
Home Runs	2	Ole Miss	5/6/23
RBI	5	James Madison	2/17/24
Walks	2	4x (Lindenwood)	2/28/23
Stolen Bases	2	2x (Alabama)	4/23/23



3 NOLAN SOUZA

SEASON HIGHS

Category	High	Opponent (Last)	Date
Hits	3	3x (Ole Miss)	4/6/24
Runs	2	4x (Ole Miss)	4/6/24
Doubles	1	7x (vs. UAPB)	4/23/24
Triples	--	--	--
Home Runs	2	Missouri	3/15/24
RBI	5	Ole Miss	4/6/24
Walks	3	San Jose State	4/9/24
Stolen Bases	1	3x (at #23 Auburn)	3/21/24

CAREER HIGHS

Category	High	Opponent (Last)	Date
Hits	3	3x (Ole Miss)	4/6/24
Runs	2	4x (Ole Miss)	4/6/24
Doubles	1	7x (vs. UAPB)	4/23/24
Triples	--	--	--
Home Runs	2	Missouri	3/15/24
RBI	5	Ole Miss	4/6/24
Walks	3	San Jose State	4/9/24
Stolen Bases	1	3x (at #23 Auburn)	3/21/24



4 JACK WAGNER

SEASON HIGHS

Category	High	Opponent (Last)	Date
Hits	2	2x (Texas Tech)	4/16/24
Runs	2	San Jose State	4/10/24
Doubles	1	2x (Grambling)	2/27/24
Triples	--	--	--
Home Runs	1	3x (San Jose State)	4/10/24
RBI	2	Little Rock	3/26/24
Walks	1	6x (Texas Tech)	4/17/24
Stolen Bases	1	James Madison	2/16/24

CAREER HIGHS

Category	High	Opponent (Last)	Date
Hits	5	at California Baptist	4/14/23
Runs	4	2x (at California Baptist)	4/14/23
Doubles	2	Prairie View A&M	3/3/23
Triples	2	New Mexico State	4/21/23
Home Runs	2	2x (Grand Canyon)	5/6/23
RBI	5	2x (Grand Canyon)	5/6/23
Walks	3	vs. Texas Tech	5/24/19
Stolen Bases	2	at Belmont	2/14/20



5 KENDALL DIGGS

SEASON HIGHS

Category	High	Opponent (Last)	Date
Hits	3	Ole Miss	4/6/24
Runs	2	5x (at #20 South Carolina)	4/20/24
Doubles	2	2x (at #20 South Carolina)	4/20/24
Triples	1	at #23 Auburn	3/24/23
Home Runs	1	6x (#8 LSU)	3/28/24
RBI	3	#8 LSU	3/28/24
Walks	3	James Madison	2/17/24
Stolen Bases	1	4x (Florida)	4/27/24

CAREER HIGHS

Category	High	Opponent (Last)	Date
Hits	3	6x (Ole Miss)	4/6/24
Runs	3	3x (at Georgia)	4/22/23
Doubles	2	5x (at #20 South Carolina)	4/20/24
Triples	1	2x (at #23 Auburn)	3/24/23
Home Runs	1	21x (#8 LSU)	3/28/24
RBI	5	at Mississippi State	5/6/23
Walks	3	2x (James Madison)	2/17/24
Stolen Bases	1	6x (Florida)	4/27/24



6 BEN McLAUGHLIN

SEASON HIGHS

Category	High	Opponent (Last)	Date
Hits	4	McNeese	3/10/24
Runs	3	2x (Arkansas State)	4/2/24
Doubles	1	9x (Florida)	4/27/24
Triples	--	--	--
Home Runs	1	7x (Texas Tech)	4/16/24
RBI	3	4x (Arkansas State)	4/2/24
Walks	3	3x (Ole Miss)	4/5/24
Stolen Bases	--	--	--

CAREER HIGHS

Category	High	Opponent (Last)	Date
Hits	4	McNeese	3/10/24
Runs	3	2x (Arkansas State)	4/2/24
Doubles	1	12x (Florida)	4/27/24
Triples	1	#16 Tennessee	4/16/23
Home Runs	1	9x (Texas Tech)	4/16/24
RBI	3	4x (Arkansas State)	4/2/24
Walks	3	3x (Ole Miss)	4/5/24
Stolen Bases	--	--	--



8 HUDSON WHITE

SEASON HIGHS

Category	High	Opponent (Last)	Date
Hits	3	at #23 Auburn	3/21/24
Runs	2	3x (McNeese)	3/10/24
Doubles	2	James Madison	2/17/24
Triples	--	--	--
Home Runs	1	James Madison	2/16/24
RBI	2	2x (Grambling)	2/27/24
Walks	2	4x (#8 LSU)	3/28/24
Stolen Bases	--	--	--

CAREER HIGHS

Category	High	Opponent (Last)	Date
Hits	5	at Kansas	4/2/22
Runs	5	at Kansas	4/2/22
Doubles	2	2x (James Madison)	2/17/24
Triples	--	--	--
Home Runs	2	Kansas	5/20/23
RBI	6	Kansas	5/20/23
Walks	4	New Mexico	3/15/22
Stolen Bases	1	6x (Iowa)	3/11/23



9 WEHIWA ALOY

SEASON HIGHS

Category	High	Opponent (Last)	Date
Hits	4	vs. UAPB	4/23/24
Runs	2	4x (Ole Miss)	4/5/24
Doubles	1	5x (vs. UAPB)	4/23/24
Triples	--	--	--
Home Runs	1	10x (Florida)	4/27/24
RBI	5	vs. UAPB	4/23/24
Walks	3	#8 LSU	3/28/24
Stolen Bases	1	7x (Texas Tech)	4/17/24

CAREER HIGHS

Category	High	Opponent (Last)	Date
Hits	4	3x (vs. UAPB)	4/23/24
Runs	3	7x (Utah Tech)	5/18/23
Doubles	2	at Abilene Christian	3/26/23
Triples	1	5x (Utah Tech)	5/18/23
Home Runs	1	24x (Florida)	4/27/24
RBI	5	vs. UAPB	4/23/24
Walks	3	#8 LSU	3/28/24
Stolen Bases	1	9x (Texas Tech)	4/17/24



10 PEYTON STOVALL

SEASON HIGHS

Category	High	Opponent (Last)	Date
Hits	4	San Jose State	4/10/24
Runs	2	6x (Ole Miss)	4/5/24
Doubles	2	2x (Florida)	4/27/24
Triples	--	--	--
Home Runs	1	7x (at #20 South Carolina)	4/20/24
RBI	3	3x (Florida)	4/27/24
Walks	1	15x (Florida)	4/27/24
Stolen Bases	1	2x (San Jose State)	4/10/24

CAREER HIGHS

Category	High	Opponent (Last)	Date
Hits	5	vs. #25 Auburn	6/21/22
Runs	4	UCA	4/5/22
Doubles	2	3x (Florida)	4/27/24
Triples	1	Louisiana Tech	3/11/23
Home Runs	1	18x (at #20 South Carolina)	4/20/24
RBI	4	3x (Texas A&M)	4/27/23
Walks	2	3x (vs. #9 Oklahoma State)	2/19/23
Stolen Bases	2	Grambling	2/21/23

A ||| HITTERS



12 JARED SPRAGUE-LOTT

SEASON HIGHS

Category	High	Opponent (Last)	Date
Hits	3	vs. Oklahoma State	2/24/24
Runs	2	6x (Texas Tech)	4/16/24
Doubles	2	vs. Oklahoma State	2/24/24
Triples	--	--	--
Home Runs	1	5x (at #25 Alabama)	4/13/24
RBI	3	at #23 Auburn	3/24/23
Walks	3	Ole Miss	4/6/24
Stolen Bases	1	2x (at #25 Alabama)	4/12/24

CAREER HIGHS

Category	High	Opponent (Last)	Date
Hits	3	18x (vs. Oklahoma State)	2/24/24
Runs	4	2x (at VCU)	5/12/23
Doubles	2	3x (vs. Oklahoma State)	2/24/24
Triples	1	5x (St. Bonaventure)	4/29/22
Home Runs	2	2x (St. Bonaventure)	5/5/23
RBI	5	Towson	4/11/21
Walks	3	5x (Ole Miss)	4/6/24
Stolen Bases	1	7x (at #25 Alabama)	4/12/24



13 JAYSON JONES

SEASON HIGHS

Category	High	Opponent (Last)	Date
Hits	2	2x (Texas Tech)	4/16/24
Runs	2	3x (McNeese)	3/9/24
Doubles	2	Texas Tech	4/16/24
Triples	--	--	--
Home Runs	2	Grambling	2/27/24
RBI	6	Grambling	2/27/24
Walks	2	San Jose State	4/9/24
Stolen Bases	1	Murray State	3/1/24

CAREER HIGHS

Category	High	Opponent (Last)	Date
Hits	2	4x (Texas Tech)	4/16/24
Runs	3	Little Rock	4/11/23
Doubles	2	Texas Tech	4/16/24
Triples	--	--	--
Home Runs	2	Grambling	2/27/24
RBI	6	Grambling	2/27/24
Walks	3	4x (vs. Lipscomb)	5/2/23
Stolen Bases	1	3x (Murray State)	3/1/24



14 ROSS LOVICH

SEASON HIGHS

Category	High	Opponent (Last)	Date
Hits	3	Grambling	2/27/24
Runs	2	5x (vs. UAPB)	4/23/24
Doubles	2	Murray State	3/2/24
Triples	1	Missouri	3/16/24
Home Runs	1	2x (Missouri)	3/15/24
RBI	4	McNeese	3/10/24
Walks	3	at #20 South Carolina	4/20/24
Stolen Bases	1	2x (Ole Miss)	4/6/24

CAREER HIGHS

Category	High	Opponent (Last)	Date
Hits	4	2x (Georgia)	5/12/23
Runs	3	4x (Georgia)	5/12/23
Doubles	2	2x (Murray State)	3/2/24
Triples	1	3x (Missouri)	3/16/24
Home Runs	2	Mississippi State	4/30/22
RBI	4	2x (McNeese)	3/10/24
Walks	3	at #20 South Carolina	4/20/24
Stolen Bases	3	at Nicholls	2/19/22



16 HUDSON POLK

SEASON HIGHS

Category	High	Opponent (Last)	Date
Hits	1	3x (UCA)	3/5/25
Runs	2	Grambling	2/27/24
Doubles	--	--	--
Triples	--	--	--
Home Runs	1	Grambling	2/27/24
RBI	4	Grambling	2/27/24
Walks	1	4x (Oral Roberts)	3/12/24
Stolen Bases	--	--	--

CAREER HIGHS

Category	High	Opponent (Last)	Date
Hits	3	Pacific	4/16/22
Runs	2	3x (Grambling)	2/27/24
Doubles	1	3x (at Georgia)	4/21/23
Triples	1	Pacific	4/16/22
Home Runs	1	4x (Grambling)	2/27/24
RBI	4	Grambling	2/27/24
Walks	2	2x (at Oral Roberts)	4/26/22
Stolen Bases	1	UTSA	3/13/22



17 HUNTER GRIMES

SEASON HIGHS

Category	High	Opponent (Last)	Date
Hits	--	--	--
Runs	--	--	--
Doubles	--	--	--
Triples	--	--	--
Home Runs	--	--	--
RBI	--	--	--
Walks	--	--	--
Stolen Bases	--	--	--

CAREER HIGHS

Category	High	Opponent (Last)	Date
Hits	4	vs. Western Kentucky	5/24/19
Runs	4	vs. Western Kentucky	5/24/19
Doubles	1	2x (vs. Western Kentucky)	5/24/19
Triples	1	UNLV	3/14/23
Home Runs	2	at Louisiana Tech	4/5/19
RBI	3	2x (Little Rock)	4/11/23
Walks	3	Little Rock	4/11/23
Stolen Bases	--	--	--



18 REESE ROBINETT

SEASON HIGHS

Category	High	Opponent (Last)	Date
Hits	--	--	--
Runs	--	--	--
Doubles	--	--	--
Triples	--	--	--
Home Runs	--	--	--
RBI	--	--	--
Walks	--	--	--
Stolen Bases	--	--	--

CAREER HIGHS

Category	High	Opponent (Last)	Date
Hits	2	SEMO	3/21/23
Runs	2	2x (Omaha)	3/28/23
Doubles	--	--	--
Triples	--	--	--
Home Runs	1	2x (at #1 LSU)	3/24/23
RBI	3	at #1 LSU	3/24/23
Walks	1	Omaha	3/28/23
Stolen Bases	--	--	--



19 WILL EDMUNSON

SEASON HIGHS

Category	High	Opponent (Last)	Date
Hits	3	vs. #8 LSU	3/30/24
Runs	3	2x (Grambling)	2/27/24
Doubles	1	4x (Arkansas State)	4/2/24
Triples	--	--	--
Home Runs	1	Little Rock	3/26/24
RBI	2	2x (Little Rock)	3/26/24
Walks	2	Grambling	2/27/24
Stolen Bases	1	5x (vs. #8 LSU)	3/30/24

CAREER HIGHS

Category	High	Opponent (Last)	Date
Hits	3	vs. #8 LSU	3/30/24
Runs	3	2x (Grambling)	2/27/24
Doubles	1	4x (Arkansas State)	4/2/24
Triples	--	--	--
Home Runs	--	--	--
RBI	2	at #23 Auburn	3/22/24
Walks	2	Grambling	2/27/24
Stolen Bases	1	5x (vs. #8 LSU)	3/30/24



22 TY WAID

SEASON HIGHS

Category	High	Opponent (Last)	Date
Hits	--	--	--
Runs	--	--	--
Doubles	--	--	--
Triples	--	--	--
Home Runs	--	--	--
RBI	--	--	--
Walks	--	--	--
Stolen Bases	--	--	--

CAREER HIGHS

Category	High	Opponent (Last)	Date
Hits	--	--	--
Runs	--	--	--
Doubles	--	--	--
Triples	--	--	--
Home Runs	--	--	--
RBI	--	--	--
Walks	--	--	--
Stolen Bases	--	--	--



24 PEYTON HOLT

SEASON HIGHS

Category	High	Opponent (Last)	Date
Hits	3	2x (at #25 Alabama)	4/13/24
Runs	4	Grambling	2/27/24
Doubles	1	Oral Roberts	3/12/24
Triples	1	vs. #7 Oregon State	2/23/24
Home Runs	1	2x (Florida)	4/27/24
RBI	2	2x (Florida)	4/27/24
Walks	2	at #20 South Carolina	4/19/24
Stolen Bases	1	5x (Florida)	4/27/24

CAREER HIGHS

Category	High	Opponent (Last)	Date
Hits	3	4x (at #25 Alabama)	4/13/24
Runs	4	2x (Grambling)	2/27/24
Doubles	1	5x (Oral Roberts)	3/12/24
Triples	1	3x (vs. #7 Oregon State)	2/23/24
Home Runs	1	4x (Florida)	4/27/24
RBI	4	at #12 Vanderbilt	5/19/23
Walks	2	4x (at #20 South Carolina)	4/19/24
Stolen Bases	1	11x (Florida)	4/27/24



27 RYDER HELFRICK

SEASON HIGHS

Category	High	Opponent (Last)	Date
Hits	1	7x (Florida)	4/26/24
Runs	3	James Madison	2/17/24
Doubles	1	Ole Miss	4/5/24
Triples	--	--	--
Home Runs	1	3x (Florida)	4/26/24
RBI	1	5x (Florida)	4/26/24
Walks	1	9x (Florida)	4/27/24
Stolen Bases	--	--	--

CAREER HIGHS

Category	High	Opponent (Last)	Date
Hits	1	7x (Florida)	4/26/24
Runs	3	James Madison	2/17/24
Doubles	1	Ole Miss	4/5/24
Triples	--	--	--
Home Runs	1	3x (Florida)	4/26/24
RBI	1	5x (Florida)	4/26/24
Walks	1	9x (Florida)	4/27/24
Stolen Bases	--	--	--




44 PARKER ROWLAND

SEASON HIGHS

Category	High	Opponent (Last)	Date
Hits	1	4x (at #20 South Carolina)	4/20/24
Runs	1	McNeese	3/9/24
Doubles	1	at #20 South Carolina	4/20/24
Triples	--	--	--
Home Runs	--	--	--
RBI	1	at #20 South Carolina	4/20/24
Walks	3	vs. Michigan	2/25/24
Stolen Bases	--	--	--

CAREER HIGHS

Category	High	Opponent (Last)	Date
Hits	2	6x (Texas A&M)	4/27/23
Runs	2	2x (Texas A&M)	4/28/23
Doubles	1	4x (at #20 South Carolina)	4/20/24
Triples	--	--	--
Home Runs	1	2x (Louisiana Tech)	3/10/23
RBI	2	5x (Santa Clara)	6/2/23
Walks	3	vs. Michigan	2/25/24
Stolen Bases	--	--	--



11 JAEWOO CHO

SEASON HIGHS

Category	High	Opponent (Last)	Date
Innings	--	--	--
Longest Start	--	--	--
Shortest Start	--	--	--
Longest Relief	--	--	--
Hits	--	--	--
Runs	--	--	--
Earned Runs	--	--	--
Walks	--	--	--
Strikeouts	--	--	--

CAREER HIGHS

Category	High	Opponent (Last)	Date
Innings	--	--	--
Longest Start	--	--	--
Shortest Start	--	--	--
Longest Relief	--	--	--
Hits	--	--	--
Runs	--	--	--
Earned Runs	--	--	--
Walks	--	--	--
Strikeouts	--	--	--



21 MASON MOLINA

SEASON HIGHS

Category	High	Opponent (Last)	Date
Innings	6.0	at #25 Alabama	4/13/24
Longest Start	6.0	at #25 Alabama	4/13/24
Shortest Start	3.1	at #20 South Carolina	4/20/24
Longest Relief	--	--	--
Hits	7	#8 LSU	3/29/24
Runs	4	McNeese	3/10/24
Earned Runs	4	McNeese	3/10/24
Walks	7	at #20 South Carolina	4/20/24
Strikeouts	10	3x (Missouri)	3/17/24

CAREER HIGHS

Category	High	Opponent (Last)	Date
Innings	7.0	2x (Kansas)	5/18/23
Longest Start	7.0	2x (Kansas)	5/18/23
Shortest Start	2.2	at Oklahoma	4/14/23
Longest Relief	3.2	West Virginia	4/24/22
Hits	8	TCU	4/1/23
Runs	7	TCU	4/1/23
Earned Runs	7	TCU	4/1/23
Walks	7	at #20 South Carolina	4/20/24
Strikeouts	13	Kansas	5/18/23



20 GABE GAECKLE

SEASON HIGHS

Category	High	Opponent (Last)	Date
Innings	2.2	4x (at #20 South Carolina)	4/19/24
Longest Start	--	--	--
Shortest Start	--	--	--
Longest Relief	2.2	4x (at #20 South Carolina)	4/19/24
Hits	3	James Madison	2/18/24
Runs	3	2x (at #23 Auburn)	3/24/23
Earned Runs	3	2x (at #23 Auburn)	3/24/23
Walks	2	3x (Florida)	4/26/24
Strikeouts	6	vs. Oklahoma State	2/24/24

CAREER HIGHS

Category	High	Opponent (Last)	Date
Innings	2.2	4x (at #20 South Carolina)	4/19/24
Longest Start	--	--	--
Shortest Start	--	--	--
Longest Relief	2.2	4x (at #20 South Carolina)	4/19/24
Hits	3	James Madison	2/18/24
Runs	3	2x (at #23 Auburn)	3/24/23
Earned Runs	3	2x (at #23 Auburn)	3/24/23
Walks	2	3x (Florida)	4/26/24
Strikeouts	6	vs. Oklahoma State	2/24/24




25 BRADY TYGART

SEASON HIGHS

Category	High	Opponent (Last)	Date
Innings	6.0	3x (Florida)	4/27/24
Longest Start	6.0	3x (Florida)	4/27/24
Shortest Start	3.2	at #23 Auburn	3/22/24
Longest Relief	--	--	--
Hits	5	2x (at #25 Alabama)	4/14/24
Runs	4	vs. #8 LSU	3/30/24
Earned Runs	4	vs. #8 LSU	3/30/24
Walks	5	at #23 Auburn	3/22/24
Strikeouts	10	Murray State	3/2/24

CAREER HIGHS

Category	High	Opponent (Last)	Date
Innings	6.0	3x (Florida)	4/27/24
Longest Start	6.0	3x (Florida)	4/27/24
Shortest Start	1.0	Texas A&M	4/28/23
Longest Relief	3.2	Mississippi State	4/3/22
Hits	5	2x (at #25 Alabama)	4/14/24
Runs	4	3x (vs. #8 LSU)	3/30/24
Earned Runs	4	2x (vs. #8 LSU)	3/30/24
Walks	5	at #23 Auburn	3/22/24
Strikeouts	10	Murray State	3/2/24



26 TATE MCGUIRE

SEASON HIGHS

Category	High	Opponent (Last)	Date
Innings	1.0	Grambling	2/27/24
Longest Start	--	--	--
Shortest Start	--	--	--
Longest Relief	1.0	Grambling	2/27/24
Hits	3	Grambling	2/27/24
Runs	1	Grambling	2/27/24
Earned Runs	1	Grambling	2/27/24
Walks	2	James Madison	2/18/24
Strikeouts	3	Grambling	2/27/24

CAREER HIGHS

Category	High	Opponent (Last)	Date
Innings	1.0	Grambling	2/27/24
Longest Start	--	--	--
Shortest Start	--	--	--
Longest Relief	1.0	Grambling	2/27/24
Hits	3	Grambling	2/27/24
Runs	1	Grambling	2/27/24
Earned Runs	1	Grambling	2/27/24
Walks	2	James Madison	2/18/24
Strikeouts	3	Grambling	2/27/24



28 KOTY FRANK

SEASON HIGHS

Category	High	Opponent (Last)	Date
Innings	3.0	vs. #8 LSU	3/30/24
Longest Start	--	--	--
Shortest Start	--	--	--
Longest Relief	3.0	vs. #8 LSU	3/30/24
Hits	5	at #23 Auburn	3/22/24
Runs	4	Florida	4/27/24
Earned Runs	4	Florida	4/27/24
Walks	2	Florida	4/27/24
Strikeouts	5	vs. Oklahoma State	2/24/24

CAREER HIGHS

Category	High	Opponent (Last)	Date
Innings	6.2	2x (BYU)	4/14/22
Longest Start	6.2	2x (BYU)	4/14/22
Shortest Start	4.0	Iowa	5/1/22
Longest Relief	4.2	Sam Houston	2/18/22
Hits	10	Michigan	3/25/22
Runs	6	Michigan	3/25/22
Earned Runs	6	Michigan	3/25/22
Walks	4	at Indiana	4/24/22
Strikeouts	10	vs. Northwestern State	3/4/22



31 DYLAN CARTER

SEASON HIGHS

Category	High	Opponent (Last)	Date
Innings	2.0	2x (Florida)	4/27/24
Longest Start	--	--	--
Shortest Start	--	--	--
Longest Relief	2.0	2x (Florida)	4/27/24
Hits	2	Oral Roberts	3/12/24
Runs	2	Florida	4/27/24
Earned Runs	2	Florida	4/27/24
Walks	2	Florida	4/27/24
Strikeouts	2	Arkansas State	4/2/24

CAREER HIGHS

Category	High	Opponent (Last)	Date
Innings	4.2	#16 Tennessee	4/16/23
Longest Start	--	--	--
Shortest Start	--	--	--
Longest Relief	3.2	Alabama	4/2/23
Hits	6	#16 Tennessee	4/16/23
Runs	6	at #1 LSU	3/25/23
Earned Runs	5	at #1 LSU	3/25/23
Walks	3	at #1 LSU	3/25/23
Strikeouts	3	4x (#16 Tennessee)	4/16/23



32 HUNTER DIETZ

SEASON HIGHS

Category	High	Opponent (Last)	Date
Innings	0.2	vs. #8 LSU	3/30/24
Longest Start	--	--	--
Shortest Start	--	--	--
Longest Relief	0.2	vs. #8 LSU	3/30/24
Hits	1	vs. #8 LSU	3/30/24
Runs	0	2x (San Jose State)	4/9/24
Earned Runs	0	2x (San Jose State)	4/9/24
Walks	1	2x (San Jose State)	4/9/24
Strikeouts	1	2x (San Jose State)	4/9/24

CAREER HIGHS

Category	High	Opponent (Last)	Date
Innings	0.2	vs. #8 LSU	3/30/24
Longest Start	--	--	--
Shortest Start	--	--	--
Longest Relief	0.2	vs. #8 LSU	3/30/24
Hits	1	vs. #8 LSU	3/30/24
Runs	0	2x (San Jose State)	4/9/24
Earned Runs	0	2x (San Jose State)	4/9/24
Walks	1	2x (San Jose State)	4/9/24
Strikeouts	1	2x (San Jose State)	4/9/24

**33 HAGEN SMITH****SEASON HIGHS**

Category	High	Opponent (Last)	Date
Innings	7.0	Florida	4/26/24
Longest Start	7.0	Florida	4/26/24
Shortest Start	1.0	James Madison	2/16/24
Longest Relief	--	--	--
Hits	5	#8 LSU	3/28/24
Runs	3	James Madison	2/16/24
Earned Runs	3	James Madison	2/16/24
Walks	5	at #20 South Carolina	4/19/24
Strikeouts	17	vs. #7 Oregon State	2/23/24

CAREER HIGHS

Category	High	Opponent (Last)	Date
Innings	7.0	3x (Florida)	4/26/24
Longest Start	7.0	3x (Florida)	4/26/24
Shortest Start	1.0	2x (James Madison)	2/16/24
Longest Relief	4.2	at #1 LSU	3/24/23
Hits	7	2x (Ole Miss)	4/30/22
Runs	8	#17 TCU	6/4/23
Earned Runs	8	#17 TCU	6/4/23
Walks	5	4x (at #20 South Carolina)	4/19/24
Strikeouts	17	vs. #7 Oregon State	2/23/24

**36 PARKER COIL****SEASON HIGHS**

Category	High	Opponent (Last)	Date
Innings	2.0	3x (at #20 South Carolina)	4/20/24
Longest Start	--	--	--
Shortest Start	--	--	--
Longest Relief	2.0	3x (at #20 South Carolina)	4/20/24
Hits	4	2x (at #20 South Carolina)	4/20/24
Runs	4	James Madison	2/17/24
Earned Runs	4	James Madison	2/17/24
Walks	1	2x (Florida)	4/27/24
Strikeouts	3	McNeese	3/9/24

CAREER HIGHS

Category	High	Opponent (Last)	Date
Innings	3.2	Army	3/7/23
Longest Start	3.2	Army	3/7/23
Shortest Start	2.0	vs. Lipscomb	5/2/23
Longest Relief	2.2	at Missouri State	4/25/23
Hits	6	Army	3/7/23
Runs	4	2x (James Madison)	2/17/24
Earned Runs	4	2x (James Madison)	2/17/24
Walks	3	vs. #15 TCU	2/18/23
Strikeouts	4	UNLV	3/14/23

**34 DIEGO RAMOS****SEASON HIGHS**

Category	High	Opponent (Last)	Date
Innings	--	--	--
Longest Start	--	--	--
Shortest Start	--	--	--
Longest Relief	--	--	--
Hits	--	--	--
Runs	--	--	--
Earned Runs	--	--	--
Walks	--	--	--
Strikeouts	--	--	--

CAREER HIGHS

Category	High	Opponent (Last)	Date
Innings	--	--	--
Longest Start	--	--	--
Shortest Start	--	--	--
Longest Relief	--	--	--
Hits	--	--	--
Runs	--	--	--
Earned Runs	--	--	--
Walks	--	--	--
Strikeouts	--	--	--

**37 JAKE FAHERTY****SEASON HIGHS**

Category	High	Opponent (Last)	Date
Innings	2.0	Florida	4/27/24
Longest Start	--	--	--
Shortest Start	--	--	--
Longest Relief	2.0	Florida	4/27/24
Hits	1	4x (Florida)	4/27/24
Runs	1	2x (vs. Oklahoma State)	2/24/24
Earned Runs	1	vs. Oklahoma State	2/24/24
Walks	2	2x (McNeese)	3/9/24
Strikeouts	3	Arkansas State	4/2/24

CAREER HIGHS

Category	High	Opponent (Last)	Date
Innings	1.0	3x (San Jose State)	4/10/24
Longest Start	--	--	--
Shortest Start	--	--	--
Longest Relief	1.0	3x (San Jose State)	4/10/24
Hits	1	4x (Florida)	4/27/24
Runs	3	Wright State	3/4/23
Earned Runs	3	Wright State	3/4/23
Walks	3	Wright State	3/4/23
Strikeouts	3	Arkansas State	4/2/24



38 COLIN FISHER

SEASON HIGHS

Category	High	Opponent (Last)	Date
Innings	5.0	James Madison	2/19/24
Longest Start	5.0	James Madison	2/19/24
Shortest Start	1.0	Grambling	2/27/24
Longest Relief	2.2	at #23 Auburn	3/24/23
Hits	6	Texas Tech	4/17/24
Runs	3	Texas Tech	4/17/24
Earned Runs	3	Texas Tech	4/17/24
Walks	3	San Jose State	4/10/24
Strikeouts	6	vs. Oklahoma State	2/24/23

CAREER HIGHS

Category	High	Opponent (Last)	Date
Innings	5.0	James Madison	2/19/24
Longest Start	5.0	James Madison	2/19/24
Shortest Start	1.0	Grambling	2/27/24
Longest Relief	2.2	at #23 Auburn	3/24/23
Hits	6	Texas Tech	4/17/24
Runs	3	Texas Tech	4/17/24
Earned Runs	3	Texas Tech	4/17/24
Walks	3	San Jose State	4/10/24
Strikeouts	6	vs. Oklahoma State	2/24/23



40 BEN BYBEE

SEASON HIGHS

Category	High	Opponent (Last)	Date
Innings	5.0	San Jose State	4/9/24
Longest Start	5.0	San Jose State	4/9/24
Shortest Start	1.1	Texas Tech	4/16/24
Longest Relief	1.0	Arkansas State	4/2/24
Hits	6	Texas Tech	4/16/24
Runs	6	Texas Tech	4/16/24
Earned Runs	6	Texas Tech	4/16/24
Walks	2	Florida	4/27/24
Strikeouts	5	Little Rock	3/26/24

CAREER HIGHS

Category	High	Opponent (Last)	Date
Innings	5.0	2x (San Jose State)	4/9/24
Longest Start	5.0	2x (San Jose State)	4/9/24
Shortest Start	0.2	Alabama	4/2/23
Longest Relief	2.0	2x (at Missouri State)	4/25/23
Hits	6	2x (Texas Tech)	4/16/24
Runs	6	Texas Tech	4/16/24
Earned Runs	6	Texas Tech	4/16/24
Walks	4	#16 Tennessee	4/16/23
Strikeouts	6	Little Rock	4/12/23



41 WILL McENTIRE

SEASON HIGHS

Category	High	Opponent (Last)	Date
Innings	5.2	James Madison	2/16/24
Longest Start	--	--	--
Shortest Start	--	--	--
Longest Relief	5.2	James Madison	2/16/24
Hits	5	McNeese	3/9/24
Runs	3	2x (at #20 South Carolina)	4/20/24
Earned Runs	3	2x (at #20 South Carolina)	4/20/24
Walks	2	2x (at #20 South Carolina)	4/20/24
Strikeouts	8	#8 LSU	3/28/24

CAREER HIGHS

Category	High	Opponent (Last)	Date
Innings	9.0	Louisiana Tech	3/11/23
Longest Start	9.0	Louisiana Tech	3/11/23
Shortest Start	1.1	vs. #15 TCU	2/18/23
Longest Relief	6.0	#6 South Carolina	5/13/23
Hits	9	at #1 LSU	3/25/23
Runs	7	at #1 LSU	3/25/23
Earned Runs	7	at #1 LSU	3/25/23
Walks	4	2x (at #6 Oklahoma State)	6/5/22
Strikeouts	9	2x (#6 South Carolina)	5/13/23



45 GAGE WOOD

SEASON HIGHS

Category	High	Opponent (Last)	Date
Innings	2.1	3x (Texas Tech)	4/16/24
Longest Start	--	--	--
Shortest Start	--	--	--
Longest Relief	2.1	3x (Texas Tech)	4/16/24
Hits	3	2x (McNeese)	3/10/24
Runs	1	7x (Florida)	4/27/24
Earned Runs	1	5x (at #20 South Carolina)	4/20/24
Walks	1	4x (Florida)	4/27/24
Strikeouts	5	Ole Miss	4/5/24

CAREER HIGHS

Category	High	Opponent (Last)	Date
Innings	3.1	#6 South Carolina	5/12/23
Longest Start	--	--	--
Shortest Start	--	--	--
Longest Relief	3.1	#6 South Carolina	5/12/23
Hits	3	6x (McNeese)	3/10/24
Runs	5	at #12 Vanderbilt	5/19/23
Earned Runs	5	at #12 Vanderbilt	5/19/23
Walks	3	at Mississippi State	5/5/23
Strikeouts	6	#16 Tennessee	4/15/23



46 CHRISTIAN FOUTCH

SEASON HIGHS

Category	High	Opponent (Last)	Date
Innings	2.0	2x (#8 LSU)	3/29/24
Longest Start	--	--	--
Shortest Start	--	--	--
Longest Relief	2.0	2x (#8 LSU)	3/29/24
Hits	3	James Madison	2/18/24
Runs	1	2x (at #25 Alabama)	4/13/24
Earned Runs	1	2x (at #25 Alabama)	4/13/24
Walks	2	at #25 Alabama	4/13/24
Strikeouts	2	3x (Texas Tech)	4/16/24

CAREER HIGHS

Category	High	Opponent (Last)	Date
Innings	2.0	4x (#8 LSU)	3/29/24
Longest Start	--	--	--
Shortest Start	--	--	--
Longest Relief	2.0	4x (#8 LSU)	3/29/24
Hits	6	Little Rock	4/12/23
Runs	4	Little Rock	4/12/23
Earned Runs	4	Little Rock	4/12/23
Walks	2	4x (at #25 Alabama)	4/13/24
Strikeouts	2	5x (Texas Tech)	4/16/24



49 STONE HEWLETT

SEASON HIGHS

Category	High	Opponent (Last)	Date
Innings	1.2	San Jose State	4/9/24
Longest Start	--	--	--
Shortest Start	--	--	--
Longest Relief	1.2	San Jose State	4/9/24
Hits	1	4x (Texas Tech)	4/17/24
Runs	1	2x (Texas Tech)	4/17/24
Earned Runs	1	2x (Texas Tech)	4/17/24
Walks	1	3x (at #25 Alabama)	4/13/24
Strikeouts	4	UCA	3/5/24

CAREER HIGHS

Category	High	Opponent (Last)	Date
Innings	3.1	2x (Oakland)	2/27/23
Longest Start	2.0	at Charleston Southern	3/8/22
Shortest Start	--	--	--
Longest Relief	3.1	2x (Oakland)	2/27/23
Hits	6	2x (Air Force)	4/26/22
Runs	6	2x (Air Force)	4/26/22
Earned Runs	6	2x (Air Force)	4/26/22
Walks	2	7x (Wichita State)	3/8/23
Strikeouts	4	2x (UCA)	3/5/24




48 COOPER DOSSETT

SEASON HIGHS

Category	High	Opponent (Last)	Date
Innings	3.0	vs. UAPB	4/23/24
Longest Start	--	--	--
Shortest Start	--	--	--
Longest Relief	3.0	vs. UAPB	4/23/24
Hits	2	2x (vs. UAPB)	4/23/24
Runs	2	2x (at #23 Auburn)	3/24/23
Earned Runs	2	2x (at #23 Auburn)	3/24/23
Walks	1	4x (Florida)	4/27/24
Strikeouts	4	vs. UAPB	4/23/24

CAREER HIGHS

Category	High	Opponent (Last)	Date
Innings	3.0	vs. UAPB	4/23/24
Longest Start	--	--	--
Shortest Start	--	--	--
Longest Relief	3.0	vs. UAPB	4/23/24
Hits	2	3x (vs. UAPB)	4/23/24
Runs	4	vs. #15 TCU	2/18/23
Earned Runs	4	vs. #15 TCU	2/18/23
Walks	3	vs. #15 TCU	2/18/23
Strikeouts	4	vs. UAPB	4/23/24



51 JACK SMITH

SEASON HIGHS

Category	High	Opponent (Last)	Date
Innings	--	--	--
Longest Start	--	--	--
Shortest Start	--	--	--
Longest Relief	--	--	--
Hits	--	--	--
Runs	--	--	--
Earned Runs	--	--	--
Walks	--	--	--
Strikeouts	--	--	--

CAREER HIGHS

Category	High	Opponent (Last)	Date
Innings	--	--	--
Longest Start	--	--	--
Shortest Start	--	--	--
Longest Relief	--	--	--
Hits	--	--	--
Runs	--	--	--
Earned Runs	--	--	--
Walks	--	--	--
Strikeouts	--	--	--



61 ADAM HACHMAN

SEASON HIGHS

Category	High	Opponent (Last)	Date
Innings	--	--	--
Longest Start	--	--	--
Shortest Start	--	--	--
Longest Relief	--	--	--
Hits	--	--	--
Runs	--	--	--
Earned Runs	--	--	--
Walks	--	--	--
Strikeouts	--	--	--

CAREER HIGHS

Category	High	Opponent (Last)	Date
Innings	--	--	--
Longest Start	--	--	--
Shortest Start	--	--	--
Longest Relief	--	--	--
Hits	--	--	--
Runs	--	--	--
Earned Runs	--	--	--
Walks	--	--	--
Strikeouts	--	--	--



Record: 37-7 Home: 29-2 Away: 5-4 Neutral: 3-1 SEC: 16-5

Player	avg	gp-gs	ab	r	h	2b	3b	hr	rbi	tb	slg%	bb	hp	so	gdp	ob%	sf	sh	sb-att	po	a	e	fld%	
10 Peyton Stovall	.331	32-32	127	27	42	8	0	7	30	71	.559	15	4	27	0	.407	4	0	2-4	40	66	0	1.000	
24 Peyton Holt	.330	30-25	91	18	30	1	1	2	13	39	.429	11	7	12	2	.440	0	0	5-6	30	28	2	.967	
6 Ben McLaughlin	.322	44-44	149	33	48	9	0	7	32	78	.523	40	3	23	5	.469	2	0	0-0	273	29	2	.993	
12 Jared Sprague-Lott	.311	32-30	106	28	33	6	0	5	18	54	.509	23	4	19	3	.448	1	2	2-2	26	45	7	.910	
14 Ross Lovich	.290	28-21	69	18	20	3	1	2	15	31	.449	11	6	19	2	.425	1	3	2-2	19	0	1	.950	
9 Wehiwa Aloy	.283	44-44	166	34	47	5	0	10	44	82	.494	23	8	38	6	.390	3	1	7-7	34	78	5	.957	
3 Nolan Souza	.278	33-27	97	19	27	7	0	7	26	55	.567	16	2	30	1	.388	1	1	3-3	9	16	0	1.000	
19 Will Edmunson	.253	31-19	75	24	19	4	0	1	10	26	.347	11	4	8	2	.374	1	0	5-6	35	1	0	1.000	
5 Kendall Diggs	.245	41-41	155	28	38	10	1	6	26	68	.439	27	2	39	0	.362	1	0	4-6	56	3	1	.983	
8 Hudson White	.243	31-28	103	15	25	8	0	1	12	36	.350	13	4	19	2	.347	1	0	0-1	297	12	1	.997	
1 Ty Wilmsmeyer	.196	35-29	92	15	18	1	0	1	12	22	.239	11	4	27	2	.308	0	2	2-3	55	2	0	1.000	

4 Jack Wagner	.268	16-12	41	8	11	2	0	3	10	22	.537	6	2	10	1	.365	3	0	1-1	10	1	2	.846	
13 Jayson Jones	.208	18-14	53	9	11	3	0	3	14	23	.434	7	3	16	1	.333	0	0	1-1	17	2	0	1.000	
44 Parker Rowland	.182	11-9	22	1	4	1	0	0	1	5	.227	8	0	6	0	.400	0	3	0-0	83	1	3	.966	
27 Ryder Helfrick	.157	20-16	51	15	8	1	0	3	5	18	.353	9	3	15	2	.317	0	1	0-0	137	11	1	.993	
16 Hudson Polk	.150	8-5	20	4	3	0	0	1	5	6	.300	4	0	8	1	.280	1	0	0-0	11	0	0	1.000	
Totals	.271	44	1417	296	384	69	3	59	273	636	.449	235	56	316	30	.391	19	13	34-42	1156	332	28	.982	
Opponents	.203	44	1378	138	280	43	1	30	128	415	.301	148	43	524	19	.298	9	17	31-42	1087	368	45	.970	

LOB - Team (358), Opp (302). DPs turned - Team (28), Opp (38). CI - Team (1), White 1, Opp (1). IBB - Team (3), Sprague-Lott 1, McLaughlin 1, Wagner 1, Opp (9). Picked off - White 1, Wilmsmeyer 1.

(All games Sorted by Earned run avg)

Player	era	w-l	app	gs	cg	sho	sv	ip	h	r	er	bb	so	2b	3b	hr	b/avg	wp	hp	bk	sfa	sha
33 Hagen Smith	1.35	8-0	11	11	0	0/2	0	60.0	26	10	9	23	111	2	0	4	.130	1	5	0	1	3
25 Brady Tygart	2.68	4-1	11	11	0	0/1	0	53.2	36	16	16	27	64	4	0	4	.197	5	13	1	0	5
21 Mason Molina	3.47	3-1	10	10	0	0/0	0	46.2	29	18	18	28	68	4	0	6	.182	2	7	1	0	3
41 Will McEntire	3.56	3-0	20	0	0	0/3	4	43.0	40	19	17	10	54	9	0	2	.247	3	0	0	3	0

32 Hunter Dietz	0.00	0-0	2	0	0	0/0	0	1.0	1	0	0	2	2	0	0	0	.250	0	1	0	0	0
37 Jake Faherty	1.23	0-0	10	0	0	0/1	1	7.1	4	2	1	7	13	1	0	0	.154	1	1	0	1	0
46 Christian Foutch	1.29	0-0	12	0	0	0/2	1	14.0	13	2	2	4	11	2	0	1	.260	2	3	0	1	0
49 Stone Hewlett	1.69	1-0	18	0	0	0/2	4	10.2	4	2	2	3	18	1	0	1	.114	1	0	0	1	0
45 Gage Wood	2.45	2-1	15	0	0	0/1	1	18.1	17	7	5	4	30	4	1	1	.233	0	3	0	0	2
20 Gabe Gaeckle	2.60	3-2	15	0	0	0/1	6	27.2	14	8	8	11	38	3	0	0	.141	1	0	0	0	0
48 Cooper Dossett	2.63	3-0	11	0	0	0/2	0	13.2	4	4	4	4	19	0	0	1	.095	0	1	0	0	0
38 Colin Fisher	2.67	6-1	10	7	0	0/2	0	27.0	24	9	8	8	27	2	0	3	.240	0	3	1	0	2
31 Dylan Carter	4.26	0-0	5	0	0	0/2	0	6.1	3	3	3	3	3	1	0	1	.143	0	0	0	1	0
28 Koty Frank	4.33	2-0	17	0	0	0/1	3	27.0	26	15	13	7	26	6	0	3	.255	1	5	0	1	1
26 Tate McGuire	5.40	0-0	2	0	0	0/0	0	1.2	3	1	1	2	4	1	0	0	.375	0	1	0	0	0
40 Ben Bybee	6.46	2-1	6	5	0	0/2	0	15.1	16	11	11	3	19	2	0	2	.267	0	0	0	0	0
36 Parker Coil	8.25	0-0	11	0	0	0/1	0	12.0	20	11	11	2	17	1	0	1	.370	0	0	0	0	1
Totals	3.01	37-7	44	44	0	6/6	20	385.1	280	138	129	148	524	43	1	30	.203	17	43	3	9	17
Opponents	6.31	7-37	44	44	0	1/1	2	362.1	384	296	254	235	316	69	3	59	.271	41	56	2	19	13

PB - Team (4), White 2, Helfrick 2, Opp (5). Pickoffs - Team (7), Molina 3, Smith, H. 2, Tygart 1, Fisher 1, Opp (2). SBA/ATT - White (15-17), Rowland (10-11), Helfrick (6-11), Tygart (6-8), Molina (5-8), Hewlett (4-4), Bybee (2-4), Smith, H. (2-3), McEntire (3-3), Gaeckle (2-2), Wood (2-2), Frank (2-2), Dossett (0-2), Foutch (1-2), Coil (1-1), Faherty (1-1).

Record: 16-5 Home: 11-1 Away: 5-4 SEC: 16-5

Player	avg	gp-gs	ab	r	h	2b	3b	hr	rbi	tb	slg%	bb	hp	so	gdp	ob%	sf	sh	sb-att	po	a	e	fld%	
10 Peyton Stovall	.321	21-21	84	14	27	7	0	4	14	46	.548	10	3	20	0	.408	1	0	1-2	28	46	0	1.000	
12 Jared Sprague-Lott	.279	19-17	61	13	17	2	0	4	12	31	.508	11	2	13	2	.400	1	1	1-1	16	26	1	.977	
8 Hudson White	.268	17-15	56	5	15	2	0	0	3	17	.304	4	3	10	0	.349	0	0	0-1	173	6	1	.994	
6 Ben McLaughlin	.254	21-21	71	11	18	2	0	3	9	29	.408	22	0	12	1	.421	2	0	0-0	133	16	1	.993	
9 Wehiwa Aloy	.253	21-21	79	14	20	1	0	6	15	39	.494	13	3	20	1	.371	2	1	3-3	16	41	4	.934	
3 Nolan Souza	.220	18-14	59	9	13	1	0	4	8	26	.441	5	1	21	1	.292	0	0	1-1	1	4	0	1.000	
5 Kendall Diggs	.190	21-21	84	11	16	4	1	3	13	31	.369	9	2	25	0	.284	0	0	2-4	32	1	0	1.000	
1 Ty Wilmsmeyer	.164	19-17	55	7	9	1	0	0	5	10	.182	5	2	15	1	.258	0	0	0-0	35	2	0	1.000	

24 Peyton Holt	.323	10-9	31	4	10	0	0	2	5	16	.516	4	3	6	1	.447	0	0	3-3	13	4	0	1.000	
14 Ross Lovich	.250	13-9	28	6	7	0	1	1	5	12	.429	7	2	8	1	.432	0	1	1-1	10	0	1	.909	
27 Ryder Helfrick	.200	8-6	20	5	4	1	0	2	3	11	.550	2	0	5	0	.273	0	0	0-0	36	2	1	.974	
19 Will Edmunson	.188	12-8	32	8	6	2	0	0	5	8	.250	4	1	4	0	.289	1	0	1-1	18	1	0	1.000	
4 Jack Wagner	.125	6-5	16	2	2	0	0	1	3	5	.313	1	0	6	0	.167	1	0	0-0	0	0	0	.000	
44 Parker Rowland	.125	4-4	8	0	1	1	0	0	1	2	.250	3	0	2	0	.364	0	0	0-0	35	1	2	.947	
13 Jayson Jones	.000	3-1	6	0	0	0	0	0	0	0	.000	1	1	3	0	.250	0	0	0-0	0	0	0	.000	
16 Hudson Polk	.000	1-0	2	0	0	0	0	0	0	0	.000	0	0	1	1	.000	0	0	0-0	0	0	0	.000	
Totals	.238	21	692	109	165	24	2	30	101	283	.409	101	23	171	9	.351	8	3	13-17	561	164	13	.982	
Opponents	.214	21	672	75	144	27	0	17	67	222	.330	90	23	236	10	.325	5	9	16-22	541	167	18	.975	

LOB - Team (178), Opp (164). DPs turned - Team (16), Opp (12). CI - Team (1), White 1, Opp (1). IBB - Team (0), Opp (8).

(SEC games only Sorted by Earned run avg)

Player	era	w-l	app	gs	cg	sho	sv	ip	h	r	er	bb	so	2b	3b	hr	b/avg	wp	hp	bk	sfa	sha
33 Hagen Smith	1.05	6-0	7	7	0	0/2	0	43.0	20	6	5	16	71	2	0	2	.139	1	4	0	1	2
21 Mason Molina	3.41	1-1	6	6	0	0/0	0	29.0	21	11	11	20	35	2	0	4	.210	1	4	0	0	2
25 Brady Tygart	3.74	1-1	7	7	0	0/1	0	33.2	25	14	14	20	36	4	0	3	.212	5	6	1	0	3
41 Will McEntire	4.87	2-0	11	0	0	0/2	3	20.1	21	12	11	8	29	6	0	0	.266	1	0	0	2	0

49 Stone Hewlett	0.00	1-0	9	0	0	0/0	3	3.1	1	0	0	2	5	1	0	0	.111	0	0	0	1	0
37 Jake Faherty	0.00	0-0	3	0	0	0/0	0	2.2	1	0	0	1	3	0	0	0	.100	0	0	0	0	0
32 Hunter Dietz	0.00	0-0	1	0	0	0/0	0	0.2	1	0	0	1	1	0	0	0	.333	0	1	0	0	0
46 Christian Foutch	1.23	0-0	6	0	0	0/1	1	7.1	5	1	1	2	3	1	0	0	.200	1	2	0	1	0
45 Gage Wood	1.50	0-1	6	0	0	0/0	0	6.0	6	3	1	3	11	3	0	0	.250	0	3	0	0	1
20 Gabe Gaeckle	2.63	2-1	8	0	0	0/1	2	13.2	7	4	4	6	18	3	0	0	.146	0	0	0	0	0
48 Cooper Dossett	6.00	1-0	4	0	0	0/1	0	3.0	2	2	2	2	4	0	0	1	.200	0	0	0	0	0
28 Koty Frank	6.75	2-0	7	0	0	0/0	0	12.0	16	10	9	4	11	3	0	3	.333	1	3	0	0	1
38 Colin Fisher	7.36	0-0	2	0	0	0/0	0	3.2	6	3	3	0	1	0	0	3	.375	0	0	0	0	0
40 Ben Bybee	9.00	0-1	1	1	0	0/0	0	3.0	3	3	3	2	2	1	0	0	.250	0	0	0	0	0
31 Dylan Carter	9.00	0-0	1	0	0	0/0	0	2.0	1	2	2	2	1	0	0	1	.143	0	0	0	0	0
36 Parker Coil	9.82	0-0	4	0	0	0/0	0	3.2	8	4	4	1	5	1	0	0	.421	0	0	0	0	0
Totals	3.37	16-5	21	21	0	3/3	9	187.0	144	75	70	90	236	27	0	17	.214	10	23	1	5	9
Opponents	4.84	5-16	21	21	0	1/1	2	180.1	165	109	97	101	171	24	2	30	.238	24	23	1	8	3

PB - Team (0), Opp (3). Pickoffs - Team (4), Smith, H. 2, Molina 2. SBA/ATT - Rowland (7-8), Tygart (6-7), White (5-6), Helfrick (4-5), Molina (1-4), Smith, H. (2-3), Bybee (2-2), Frank (2-2), McEntire (2-2), Dossett (0-1), Faherty (1-1).



Score by innings	1	2	3	4	5	6	7	8	9	EX	Total
Arkansas	32	26	41	39	44	58	29	22	4	1	296
Opponents	7	14	17	14	16	23	20	16	9	2	138

Record when ...

Overall	37-7	After 6 leading	32-1
Conference	16-5 trailing	1-4
Non-Conference	21-2 tied	4-2
Home games	29-2	After 7 leading	28-1
Away games	5-4 trailing	1-5
Neutral site	3-1 tied	3-1
Day games	21-5	After 8 leading	26-1
Night games	16-2 trailing	0-6
vs Left starter	9-3 tied	3-0
vs Right starter	28-4		
1-Run games	10-2	Hit 0 home runs	9-4
2-Run games	7-1	... 1 home run	10-2
5+Run games	13-1	... 2+ home runs	18-1
Extra innings	1-2		
Shutouts	6-1	Opponent 0 home runs	23-2
	 1 home run	9-2
	 2+ HRs	5-3
Scoring 0-2 runs	3-2		
..... 3-5 runs	12-4		
..... 6-9 runs	14-1	Made 0 errors	23-1
..... 10+ runs	8-0 1 error	9-5
	 2+ errors	5-1
Opponent 0-2 runs	19-1		
..... 3-5 runs	15-2	Opp. made 0 errors	12-2
..... 6-9 runs	3-4 1 error	15-3
..... 10+ runs	0-0 2+ errors	10-2
Scored in 1st inning	14-1	Out-hit opponent	24-3
Opp. scored in 1st	5-0	Out-hit by opponent	7-2
Scores first	25-4	Hits are tied	6-2
Opp. scores first	12-3		

Record when team scores:

Runs	0	1	2	3	4	5	6	7	8	9	10+
W-L	0-1	1-1	2-0	1-3	4-0	7-1	4-1	3-0	3-0	4-0	8-0

Record when opponent scores:

Runs	0	1	2	3	4	5	6	7	8	9	10+
W-L	6-0	10-0	3-1	5-0	5-1	5-1	1-1	1-1	1-1	0-1	0-0

Record when leading after:

Inn.	1	2	3	4	5	6	7	8
W-L	12-1	19-2	25-1	29-1	29-2	32-1	28-1	26-1

Record when trailing after:

Inn.	1	2	3	4	5	6	7	8
W-L	3-0	3-2	6-3	3-4	3-4	1-4	1-5	0-6

Record when tied after:

Inn.	1	2	3	4	5	6	7	8
W-L	22-6	15-3	6-3	5-2	5-1	4-2	3-1	3-0

Current losing streak: 1
 Longest winning streak: 15
 Longest losing streak: 2

Home attendance : 286923 (29 dates avg = 9893)
 Away attendance : 97015 (13 dates avg = 7462)
 Total attendance: 383938 (42 dates avg = 9141)

A ||| MISCELLANEOUS STATS

Multiple Hit Games	2	3	4	5+	Total
6 Ben McLaughlin	9	3	1	-	13
10 Peyton Stovall	8	3	1	-	12
12 Jared Sprague-Lott	11	1	-	-	12
5 Kendall Diggs	9	1	-	-	10
9 Wehiwa Aloy	8	1	1	-	10
24 Peyton Holt	6	2	-	-	8
3 Nolan Souza	4	3	-	-	7
19 Will Edmunson	4	1	-	-	5
14 Ross Lovich	4	1	-	-	5
1 Ty Wilmsmeyer	3	1	-	-	4
8 Hudson White	3	1	-	-	4
13 Jayson Jones	2	-	-	-	2
4 Jack Wagner	2	-	-	-	2
TEAM	73	18	3	0	94

Multiple RBI Games	2	3	4	5+	Total
6 Ben McLaughlin	5	4	-	-	9
9 Wehiwa Aloy	2	3	3	1	9
10 Peyton Stovall	5	3	-	-	8
3 Nolan Souza	4	2	1	1	8
5 Kendall Diggs	6	1	-	-	7
14 Ross Lovich	3	1	1	-	5
12 Jared Sprague-Lott	4	1	-	-	5
13 Jayson Jones	2	-	-	1	3
1 Ty Wilmsmeyer	1	1	-	1	3
24 Peyton Holt	2	-	-	-	2
19 Will Edmunson	2	-	-	-	2
8 Hudson White	2	-	-	-	2
4 Jack Wagner	1	-	-	-	1
16 Hudson Polk	-	-	1	-	1
TEAM	39	16	6	4	65

Hitting Streaks	Longest	Current
9 Wehiwa Aloy	14	2
5 Kendall Diggs	11	-
12 Jared Sprague-Lott	8	2
6 Ben McLaughlin	7	3
10 Peyton Stovall	6	1
3 Nolan Souza	6	1
19 Will Edmunson	5	-
24 Peyton Holt	5	2
8 Hudson White	4	1
4 Jack Wagner	4	-
13 Jayson Jones	4	-
14 Ross Lovich	4	1
1 Ty Wilmsmeyer	3	-
27 Ryder Helfrick	3	-
16 Hudson Polk	2	-
44 Parker Rowland	2	-

Reached Base Streaks	Longest	Current
9 Wehiwa Aloy	31	2
10 Peyton Stovall	20	9
12 Jared Sprague-Lott	15	15
6 Ben McLaughlin	13	10
5 Kendall Diggs	12	2
3 Nolan Souza	11	1
13 Jayson Jones	7	-
14 Ross Lovich	7	1
1 Ty Wilmsmeyer	7	-
19 Will Edmunson	5	1
44 Parker Rowland	5	1
24 Peyton Holt	5	2
27 Ryder Helfrick	5	3
8 Hudson White	5	1
4 Jack Wagner	4	-
16 Hudson Polk	2	-

**Starting Lineup By Position
(Team W-L record when starter)**

PITCHER:		
25 Brady Tygart	11	(9-2)
33 Hagen Smith	11	(11-0)
21 Mason Molina	10	(6-4)
38 Colin Fisher	7	(7-0)
40 Ben Bybee	5	(4-1)
CATCHER:		
8 Hudson White	21	(17-4)
27 Ryder Helfrick	13	(10-3)
44 Parker Rowland	9	(9-0)
16 Hudson Polk	1	(1-0)
FIRST BASE:		
6 Ben McLaughlin	42	(36-6)
4 Jack Wagner	2	(1-1)
SECOND BASE:		
10 Peyton Stovall	29	(24-5)
3 Nolan Souza	8	(7-1)
24 Peyton Holt	7	(6-1)
THIRD BASE:		
12 Jared Sprague-Lot	30	(25-5)
24 Peyton Holt	8	(6-2)
3 Nolan Souza	6	(6-0)
SHORTSTOP:		
9 Wehiwa Aloy	44	(37-7)
LEFT FIELD:		
14 Ross Lovich	16	(14-2)
13 Jayson Jones	14	(13-1)
19 Will Edmunson	9	(7-2)
24 Peyton Holt	5	(3-2)
CENTER FIELD:		
1 Ty Wilmsmeyer	29	(24-5)
19 Will Edmunson	9	(8-1)
24 Peyton Holt	4	(3-1)
14 Ross Lovich	2	(2-0)
RIGHT FIELD:		
5 Kendall Diggs	40	(33-7)
14 Ross Lovich	2	(2-0)
19 Will Edmunson	1	(1-0)
24 Peyton Holt	1	(1-0)
DESIGNATED HITTER:		
3 Nolan Souza	13	(9-4)
4 Jack Wagner	10	(10-0)
8 Hudson White	7	(6-1)
16 Hudson Polk	4	(4-0)
10 Peyton Stovall	3	(3-0)
27 Ryder Helfrick	3	(2-1)
6 Ben McLaughlin	2	(1-1)
5 Kendall Diggs	1	(1-0)
14 Ross Lovich	1	(1-0)

**Starting Lineup By Lineup Spot
(Team W-L record when starter)**

LEADOFF:		
10 Peyton Stovall	27	(23-4)
19 Will Edmunson	5	(5-0)
8 Hudson White	4	(3-1)
5 Kendall Diggs	4	(2-2)
14 Ross Lovich	3	(3-0)
24 Peyton Holt	1	(1-0)
2ND SPOT:		
5 Kendall Diggs	12	(10-2)
9 Wehiwa Aloy	11	(10-1)
6 Ben McLaughlin	9	(8-1)
10 Peyton Stovall	4	(3-1)
8 Hudson White	3	(2-1)
12 Jared Sprague-Lot	3	(2-1)
24 Peyton Holt	1	(1-0)
3 Nolan Souza	1	(1-0)
3RD SPOT:		
9 Wehiwa Aloy	22	(19-3)
6 Ben McLaughlin	13	(11-2)
5 Kendall Diggs	5	(5-0)
12 Jared Sprague-Lot	4	(2-2)
CLEANUP:		
6 Ben McLaughlin	16	(12-4)
5 Kendall Diggs	10	(9-1)
9 Wehiwa Aloy	7	(5-2)
12 Jared Sprague-Lot	4	(4-0)
8 Hudson White	2	(2-0)
16 Hudson Polk	2	(2-0)
3 Nolan Souza	1	(1-0)
4 Jack Wagner	1	(1-0)
24 Peyton Holt	1	(1-0)
5TH SPOT:		
3 Nolan Souza	6	(5-1)
24 Peyton Holt	6	(5-1)
6 Ben McLaughlin	6	(6-0)
12 Jared Sprague-Lot	6	(6-0)
5 Kendall Diggs	5	(5-0)
27 Ryder Helfrick	4	(2-2)
14 Ross Lovich	4	(4-0)
4 Jack Wagner	3	(2-1)
9 Wehiwa Aloy	2	(1-1)
8 Hudson White	2	(1-1)
6TH SPOT:		
24 Peyton Holt	8	(6-2)
12 Jared Sprague-Lot	7	(7-0)
14 Ross Lovich	6	(5-1)
13 Jayson Jones	6	(5-1)
4 Jack Wagner	4	(4-0)
16 Hudson Polk	3	(3-0)
5 Kendall Diggs	3	(2-1)
3 Nolan Souza	2	(0-2)
8 Hudson White	2	(2-0)
9 Wehiwa Aloy	1	(1-0)
10 Peyton Stovall	1	(1-0)
27 Ryder Helfrick	1	(1-0)
7TH SPOT:		
3 Nolan Souza	10	(10-0)
14 Ross Lovich	7	(6-1)
8 Hudson White	6	(6-0)
24 Peyton Holt	5	(2-3)
13 Jayson Jones	4	(4-0)
19 Will Edmunson	3	(3-0)
27 Ryder Helfrick	2	(1-1)
12 Jared Sprague-Lot	2	(1-1)
5 Kendall Diggs	2	(1-1)



#9 Wehiwa Aloy - 44 games (All games)

Date	Opponent	Pos	AB	R	H	RBI	2B	3B	HR	BB	SB	CS	HBP	SAC	SF	GDP	K	PO	A	E	Avg
Feb 16	JAMES MADISON	*ss	3	1	0	0	0	0	0	1	0	0	0	0	0	0	2	2	4	0	.000
Feb 17	JAMES MADISON	*ss	5	1	1	2	0	0	0	1	0	0	0	0	0	1	2	0	1	0	.125
Feb 18	JAMES MADISON	*ss	5	1	2	1	1	0	0	0	0	0	0	0	0	0	1	0	2	0	.231
Feb 19	JAMES MADISON	*ss	4	0	2	1	0	0	0	0	0	0	0	0	0	0	0	1	2	0	.294
Feb 23	vs Oregon State	*ss	3	1	0	0	0	0	0	0	0	0	1	0	0	0	2	1	0	0	.250
Feb 24	vs Oklahoma State	*ss	7	0	0	0	0	0	0	0	0	0	0	0	0	0	3	1	2	0	.185
Feb 25	vs Michigan	*ss	3	1	0	0	0	0	0	0	1	0	1	0	0	0	1	4	2	0	.167
Feb 27	GRAMBLING	*ss	3	1	1	0	1	0	0	0	0	0	0	0	0	0	0	0	0	0	.182
Mar 01	MURRAY STATE	*ss	4	1	2	0	0	0	0	0	0	0	0	0	0	0	0	1	1	0	.216
Mar 02	MURRAY STATE	*ss	5	1	0	0	0	0	0	0	0	0	0	0	0	0	0	0	1	1	.190
Mar 03	MURRAY STATE	*ss	3	0	1	0	0	0	0	1	0	0	0	0	0	1	0	1	1	0	.200
Mar 05	UCA	*ss	5	1	1	4	0	0	1	0	0	0	0	0	0	0	0	0	1	0	.200
Mar 09	MCNEESE-1	*ss	4	0	1	1	0	0	0	0	0	0	0	0	0	1	2	1	0	0	.204
Mar 09	MCNEESE-2	*ss	3	1	2	4	0	0	1	0	1	0	1	0	0	0	1	0	2	0	.228
Mar 10	MCNEESE	*ss	4	2	1	1	0	0	0	1	0	0	0	0	0	0	1	0	0	0	.230
Mar 12	ORAL ROBERTS	*ss	3	0	1	1	0	0	0	1	0	0	0	0	0	0	0	1	4	0	.234
Mar 15	MISSOURI	*ss	3	1	0	0	0	0	0	1	0	0	0	0	0	0	0	0	1	0	.224
Mar 16	MISSOURI	*ss	4	1	1	1	0	0	1	0	0	0	0	0	0	0	1	3	2	0	.225
Mar 17	MISSOURI	*ss	3	0	2	3	0	0	0	1	0	0	0	0	1	0	0	0	5	0	.243
Mar 21	at Auburn	*ss	2	1	1	1	0	0	1	1	0	0	1	0	0	0	0	0	0	0	.250
Mar 22	at Auburn	*ss	4	1	1	0	0	0	0	0	0	0	1	0	0	0	1	1	2	0	.250
Mar 23	at Auburn	*ss	5	0	1	0	0	0	0	0	0	0	0	0	0	0	0	2	2	0	.247
Mar 26	LITTLE ROCK	*ss	3	2	3	4	0	0	1	1	1	0	0	0	0	0	0	0	1	0	.273
Mar 28	LSU	*ss	2	1	1	0	0	0	0	3	1	0	0	0	0	0	1	0	2	0	.278
Mar 29	LSU	*ss	5	0	1	0	0	0	0	0	0	0	0	0	0	0	2	1	2	0	.274
Mar 30	LSU	*ss	4	1	1	1	0	0	1	1	1	0	0	0	0	0	1	0	2	0	.273
Apr 02	ARKANSAS STAT	*ss	2	1	1	1	0	0	0	1	0	0	1	0	0	0	0	0	2	0	.277
Apr 04	OLE MISS	*ss	4	2	2	3	0	0	1	0	0	0	0	0	0	1	0	1	2	0	.286
Apr 05	OLE MISS	*ss	3	2	1	3	0	0	1	1	0	0	0	0	1	0	2	1	2	1	.287
Apr 06	OLE MISS	*ss	4	1	2	0	0	0	0	1	1	0	0	0	0	0	2	0	1	1	.295
Apr 09	SAN JOSE STATE	*ss	5	1	2	1	0	0	1	0	0	0	0	0	0	1	0	0	2	0	.299
Apr 10	SAN JOSE STATE	*ss	2	1	0	1	0	0	0	2	0	0	0	0	1	0	1	1	3	0	.294
Apr 12	at Alabama	*ss	4	1	1	0	0	0	0	1	0	0	0	0	0	0	2	2	0	0	.293
Apr 13	at Alabama	*ss	4	0	0	0	0	0	0	1	0	0	0	0	0	0	2	1	4	0	.283
Apr 14	at Alabama	*ss	2	0	0	0	0	0	0	2	0	0	0	0	0	0	0	0	1	3	.279
Apr 16	TEXAS TECH	*ss	5	1	1	1	1	0	0	0	0	0	0	0	0	0	2	2	1	0	.276
Apr 17	TEXAS TECH	*ss	2	1	1	1	0	0	0	1	1	0	1	0	0	1	0	2	3	0	.279
Apr 19	at South Carolina	*ss	4	0	1	0	1	0	0	0	0	0	1	0	0	0	1	0	2	0	.279
Apr 20	at South Carolina-1	*ss	4	0	1	0	0	0	0	0	0	0	1	0	0	0	1	1	1	0	.278
Apr 20	at South Carolina-2	*ss	5	1	1	1	0	0	0	0	0	0	0	0	0	0	0	1	2	1	.275
Apr 23	vs UAPB	*ss	4	1	4	5	1	0	0	0	0	0	0	0	0	0	0	0	2	0	.294
Apr 26	FLORIDA	*ss	4	0	0	0	0	0	0	0	0	0	0	0	0	0	1	0	2	0	.287
Apr 27	FLORIDA-1	*ss	4	1	1	2	0	0	1	0	0	0	0	0	0	0	2	1	3	0	.286
Apr 27	FLORIDA-2	*ss	5	0	1	0	0	0	0	0	0	0	0	0	0	0	1	0	1	1	.283
Totals		44gs	166	34	47	44	5	0	10	23	7	0	8	1	3	6	38	34	78	5	.283

On base pct. .390 • Slugging pct. .494

#40 Ben Bybee - 6 appearances (All games)

Date	Opponent	GS	IP	H	R	ER	BB	SO	2B	3B	HR	WP	BK	HBP	IBB	Score	W-L	Sv	ERA	NP
Mar 26	LITTLE ROCK	*	3.0	1	0	0	0	5	0	0	0	0	0	0	0	11-0	1-0	0	0.00	49
Apr 02	ARKANSAS STAT	*	1.0	1	0	0	1	2	0	0	0	0	0	0	0	13-0	1-0	0	0.00	29
Apr 09	SAN JOSE STATE	*	5.0	2	1	1	0	4	0	0	1	0	0	0	0	5-1	2-0	0	1.00	55
Apr 16	TEXAS TECH	*	1.1	6	6	6	0	2	0	0	1	0	0	0	0	9-8	2-0	0	6.10	36
Apr 23	vs UAPB	*	2.0	3	1	1	0	4	1	0	0	0	0	0	0	11-1	2-0	0	5.84	33
Apr 27	FLORIDA-2	*	3.0	3	3	3	2	2	1	0	0	0	0	0	1	5-9	2-1	0	6.46	55
Totals		5	15.1	16	11	11	3	19	2	0	2	0	0	0	1	54-19	2-1	0	6.46	-



INDIVIDUAL GAME-BY-GAME

#31 Dylan Carter - 5 appearances (All games)

Date	Opponent	GS	IP	H	R	ER	BB	SO	2B	3B	HR	WP	BK	HBP	IBB	Score	W-L	Sv	ERA	NP
Mar 10	MCNEESE		0.2	0	0	0	0	0	0	0	0	0	0	0	0	18-5	0-0	0	0.00	7
Mar 12	ORAL ROBERTS		0.2	2	1	1	0	0	1	0	0	0	0	0	0	4-2	0-0	0	6.75	15
Mar 26	LITTLE ROCK		2.0	0	0	0	0	0	0	0	0	0	0	0	0	11-0	0-0	0	2.70	20
Apr 02	ARKANSAS STAT		1.0	0	0	0	1	2	0	0	0	0	0	0	0	13-0	0-0	0	2.08	20
Apr 27	FLORIDA-2		2.0	1	2	2	2	1	0	0	1	0	0	0	0	5-9	0-0	0	4.26	32
Totals		0	6.1	3	3	3	3	3	1	0	1	0	0	0	0	51-16	0-0	0	4.26	-

#36 Parker Coil - 3 games (All games)

Date	Opponent	Pos	AB	R	H	RBI	2B	3B	HR	BB	SB	CS	HBP	SAC	SF	GDP	K	PO	A	E	Avg
Feb 17	JAMES MADISON	p	0	0	0	0	0	0	0	0	0	0	0	0	0	0	0	0	1	0	.000
Feb 27	GRAMBLING	p	0	0	0	0	0	0	0	0	0	0	0	0	0	0	0	0	1	0	.000
Apr 20	at South Carolina-1	p	0	0	0	0	0	0	0	0	0	0	0	0	0	0	0	0	1	0	.000
Totals		0gs	0	0	0	0	0	0	0	0	0	0	0	0	0	0	0	0	3	0	.000

On base pct. .000 • Slugging pct. .000

#36 Parker Coil - 11 appearances (All games)

Date	Opponent	GS	IP	H	R	ER	BB	SO	2B	3B	HR	WP	BK	HBP	IBB	Score	W-L	Sv	ERA	NP
Feb 17	JAMES MADISON		0.2	4	4	4	1	1	0	0	0	0	0	0	0	15-5	0-0	0	54.00	24
Feb 27	GRAMBLING		2.0	1	0	0	0	1	0	0	0	0	0	0	0	21-1	0-0	0	13.50	23
Mar 09	MCNEESE-2		1.1	4	1	1	0	3	0	0	0	0	0	0	0	11-1	0-0	0	11.25	35
Apr 02	ARKANSAS STAT		0.1	0	0	0	0	1	0	0	0	0	0	0	0	13-0	0-0	0	10.38	4
Apr 06	OLE MISS		0.2	2	1	1	0	2	1	0	0	0	0	0	0	7-4	0-0	0	10.80	12
Apr 10	SAN JOSE STATE		2.0	3	2	2	0	2	0	0	1	0	0	0	0	8-2	0-0	0	10.29	28
Apr 16	TEXAS TECH		1.0	0	0	0	0	2	0	0	0	0	0	0	0	9-8	0-0	0	9.00	12
Apr 20	at South Carolina-1		2.0	4	3	3	0	2	0	0	0	0	0	0	0	3-6	0-0	0	9.90	36
Apr 23	vs UAPB		1.0	0	0	0	0	2	0	0	0	0	0	0	0	11-1	0-0	0	9.00	9
Apr 27	FLORIDA-1		0.0	1	0	0	0	0	0	0	0	0	0	0	0	6-5	0-0	0	9.00	4
Apr 27	FLORIDA-2		1.0	1	0	0	1	1	0	0	0	0	0	0	0	5-9	0-0	0	8.25	17
Totals		0	12.0	20	11	11	2	17	1	0	1	0	0	0	0	109-42	0-0	0	8.25	-

#32 Hunter Dietz - 2 appearances (All games)

Date	Opponent	GS	IP	H	R	ER	BB	SO	2B	3B	HR	WP	BK	HBP	IBB	Score	W-L	Sv	ERA	NP
Mar 30	LSU		0.2	1	0	0	1	1	0	0	0	0	0	1	0	7-5	0-0	0	0.00	20
Apr 09	SAN JOSE STATE		0.1	0	0	0	1	1	0	0	0	0	0	0	0	5-1	0-0	0	0.00	8
Totals		0	1.0	1	0	0	2	2	0	0	0	0	0	1	0	12-6	0-0	0	0.00	-



#5 Kendall Diggs - 41 games (All games)

Date	Opponent	Pos	AB	R	H	RBI	2B	3B	HR	BB	SB	CS	HBP	SAC	SF	GDP	K	PO	A	E	Avg
Feb 16	JAMES MADISON	*of	4	1	2	0	1	0	0	0	0	0	0	0	0	0	0	0	0	0	.500
Feb 17	JAMES MADISON	*of	3	0	1	2	0	0	0	3	0	0	0	0	0	0	1	2	0	0	.429
Feb 18	JAMES MADISON	*of	5	1	2	0	2	0	0	0	0	0	0	0	0	0	0	1	1	0	.417
Feb 19	JAMES MADISON	*of	3	1	1	0	0	0	0	1	0	0	0	0	0	0	0	3	0	0	.400
Feb 23	vs Oregon State	*of	2	1	1	0	0	0	0	2	0	0	0	0	0	0	1	0	0	0	.412
Feb 24	vs Oklahoma State	*of	6	0	2	1	0	0	0	1	0	0	0	0	0	0	1	4	0	0	.391
Feb 25	vs Michigan	*dh	4	1	1	1	1	0	0	1	0	0	0	0	0	0	0	0	0	0	.370
Feb 27	GRAMBLING	*of	3	1	2	2	1	0	0	0	0	0	0	0	0	0	0	0	0	0	.400
Mar 01	MURRAY STATE	*of	4	1	1	0	0	0	0	0	1	0	0	0	0	0	0	0	0	0	.382
Mar 02	MURRAY STATE	*of	3	1	1	1	0	0	1	2	0	0	0	0	0	0	2	2	0	0	.378
Mar 03	MURRAY STATE	*of	3	0	1	1	0	0	0	0	0	0	0	0	1	0	0	1	0	1	.375
Mar 05	UCA	*of	2	1	0	0	0	0	0	2	0	0	0	0	0	0	1	2	0	0	.357
Mar 09	MCNEESE-1	*of	4	0	0	0	0	0	0	0	0	0	0	0	0	0	2	1	1	0	.326
Mar 09	MCNEESE-2	*of	5	2	2	1	1	0	1	0	1	0	0	0	0	0	2	1	0	0	.333
Mar 10	MCNEESE	*of	3	2	2	2	0	0	0	2	0	0	0	0	0	0	0	1	0	0	.352
Mar 12	ORAL ROBERTS	*of	4	1	1	1	0	0	1	0	0	0	0	0	0	0	1	2	0	0	.345
Mar 15	MISSOURI	*of	4	2	2	2	0	0	1	0	0	0	0	0	0	0	0	0	0	0	.355
Mar 16	MISSOURI	*of	4	1	1	1	0	0	1	0	0	0	0	0	0	0	2	1	0	0	.348
Mar 17	MISSOURI	*of	4	1	1	1	1	0	0	1	0	0	0	0	0	0	1	3	0	0	.343
Mar 21	at Auburn	*of	4	0	0	0	0	0	0	0	0	0	0	0	0	0	3	0	0	0	.324
Mar 22	at Auburn	*of	5	1	0	0	0	0	0	0	0	0	0	0	0	0	1	2	1	0	.304
Mar 23	at Auburn	*of	5	0	2	2	1	1	0	0	0	0	0	0	0	0	0	2	0	0	.310
Mar 26	LITTLE ROCK	*of	2	0	0	0	0	0	0	2	0	0	0	0	0	0	1	0	0	0	.302
Mar 28	LSU	*of	5	1	1	3	0	0	1	0	0	0	0	0	0	0	2	1	0	0	.297
Mar 29	LSU	*of	4	0	1	0	0	0	0	1	0	0	0	0	0	0	0	0	0	0	.295
Mar 30	LSU	*of	2	0	0	0	0	0	0	2	0	1	0	0	0	0	0	2	0	0	.289
Apr 02	ARKANSAS STAT	*of	3	1	0	0	0	0	0	1	0	0	0	0	0	0	1	2	0	0	.280
Apr 04	OLE MISS	*of	3	0	0	0	0	0	0	1	0	0	0	0	0	0	1	0	0	0	.272
Apr 05	OLE MISS	*of	4	1	1	1	0	0	0	1	0	1	0	0	0	0	2	1	0	0	.271
Apr 06	OLE MISS	*of	5	1	3	0	0	0	0	0	0	0	0	0	0	0	1	0	0	0	.286
Apr 10	SAN JOSE STATE	*of	4	1	1	0	0	0	0	1	0	0	0	0	0	0	0	0	0	0	.284
Apr 12	at Alabama	*of	5	1	1	0	0	0	0	0	0	0	0	0	0	0	1	2	0	0	.281
Apr 13	at Alabama	*of	4	0	0	0	0	0	0	0	1	0	0	0	0	0	1	2	0	0	.272
Apr 14	at Alabama	*of	4	0	0	0	0	0	0	0	0	0	0	0	0	0	1	3	0	0	.264
Apr 19	at South Carolina	*of	3	0	0	0	0	0	0	1	0	0	1	0	0	0	2	2	0	0	.258
Apr 20	at South Carolina-1	*of	4	0	1	1	0	0	0	1	0	0	0	0	0	0	1	2	0	0	.257
Apr 20	at South Carolina-2	*of	5	2	2	2	2	0	0	0	0	0	0	0	0	0	1	3	0	0	.262
Apr 23	vs UAPB	*of	4	1	1	1	0	0	0	0	0	0	0	0	0	0	1	2	0	0	.262
Apr 26	FLORIDA	*of	3	0	0	0	0	0	0	0	0	0	0	0	0	0	1	0	0	0	.257
Apr 27	FLORIDA-1	*of	3	0	0	0	0	0	0	1	1	0	0	0	0	0	2	3	0	0	.252
Apr 27	FLORIDA-2	*of	4	0	0	0	0	0	0	0	0	1	0	0	0	0	2	3	0	0	.245
Totals		41gs	155	28	38	26	10	1	6	27	4	2	2	0	1	0	39	56	3	1	.245

On base pct. .362 • Slugging pct. .439

#48 Cooper Dossett - 1 game (All games)

Date	Opponent	Pos	AB	R	H	RBI	2B	3B	HR	BB	SB	CS	HBP	SAC	SF	GDP	K	PO	A	E	Avg
Mar 05	UCA	p	0	0	0	0	0	0	0	0	0	0	0	0	0	0	0	1	0	0	.000
Totals		0gs	0	0	0	0	0	0	0	0	0	0	0	0	0	0	0	1	0	0	.000

On base pct. .000 • Slugging pct. .000

#48 Cooper Dossett - 11 appearances (All games)

Date	Opponent	GS	IP	H	R	ER	BB	SO	2B	3B	HR	WP	BK	HBP	IBB	Score	W-L	Sv	ERA	NP
Feb 27	GRAMBLING		1.0	0	0	0	0	3	0	0	0	0	0	0	0	21-1	0-0	0	0.00	17
Mar 02	MURRAY STATE		1.0	0	0	0	0	2	0	0	0	0	0	0	0	11-1	0-0	0	0.00	10
Mar 05	UCA		1.1	0	2	2	1	1	0	0	0	0	0	1	0	9-7	0-0	0	5.40	29
Mar 15	MISSOURI		1.0	0	0	0	0	2	0	0	0	0	0	0	0	8-0	0-0	0	4.15	7
Mar 22	at Auburn		1.1	0	0	0	1	1	0	0	0	0	0	0	0	6-5	1-0	0	3.18	16
Mar 23	at Auburn		0.0	2	2	2	0	0	0	0	1	0	0	0	0	6-8	1-0	0	6.35	8
Apr 02	ARKANSAS STAT		0.2	0	0	0	0	2	0	0	0	0	0	0	0	13-0	1-0	0	5.68	10
Apr 10	SAN JOSE STATE		1.0	0	0	0	0	1	0	0	0	0	0	0	0	8-2	1-0	0	4.91	12
Apr 17	TEXAS TECH		2.2	0	0	0	1	2	0	0	0	0	0	0	0	5-4	2-0	0	3.60	39
Apr 23	vs UAPB		3.0	2	0	0	0	4	0	0	0	0	0	0	0	11-1	3-0	0	2.77	29
Apr 27	FLORIDA-1		0.2	0	0	0	1	1	0	0	0	0	0	0	0	6-5	3-0	0	2.63	18
Totals		0	13.2	4	4	4	4	19	0	0	1	0	0	1	0	104-34	3-0	0	2.63	-



INDIVIDUAL GAME-BY-GAME

#19 Will Edmunson - 31 games (All games)

Date	Opponent	Pos	AB	R	H	RBI	2B	3B	HR	BB	SB	CS	HBP	SAC	SF	GDP	K	PO	A	E	Avg
Feb 16	JAMES MADISON	of	1	0	0	0	0	0	0	0	1	0	0	0	0	0	0	0	0	0	.000
Feb 17	JAMES MADISON	*of	4	3	1	0	0	0	0	0	0	0	1	0	0	0	0	1	0	0	.200
Feb 24	vs Oklahoma State	pr	0	0	0	0	0	0	0	0	1	0	0	0	0	0	0	0	0	0	.200
Feb 25	vs Michigan	*of	3	1	0	1	0	0	0	1	0	0	1	0	0	1	1	0	0	0	.125
Feb 27	GRAMBLING	*of	4	3	2	1	1	0	0	2	0	0	0	0	0	1	0	0	0	0	.250
Mar 01	MURRAY STATE	pr	0	0	0	0	0	0	0	0	1	0	0	0	0	0	0	0	0	0	.250
Mar 02	MURRAY STATE	*of	4	0	2	1	0	0	0	1	0	1	0	0	0	0	1	1	0	0	.312
Mar 03	MURRAY STATE	*of	4	1	1	0	0	0	0	0	1	0	0	0	0	0	0	2	0	0	.300
Mar 05	UCA	pr	0	1	0	0	0	0	0	0	0	0	0	0	0	0	0	0	0	0	.300
Mar 09	MCNEESE-1	ph/of	1	0	0	0	0	0	0	0	0	0	0	0	0	0	0	1	0	0	.286
Mar 09	MCNEESE-2	*of	5	1	1	0	0	0	0	0	0	0	0	0	0	0	2	1	0	0	.269
Mar 12	ORAL ROBERTS	pr	0	0	0	0	0	0	0	0	0	0	0	0	0	0	0	0	0	0	.269
Mar 21	at Auburn	of	0	0	0	0	0	0	0	0	0	0	0	0	0	0	0	0	0	0	.269
Mar 22	at Auburn	*of	3	1	1	2	0	0	0	0	0	0	1	0	0	0	0	1	0	0	.276
Mar 23	at Auburn	*of	4	1	1	1	1	0	0	1	0	0	0	0	0	0	1	0	0	0	.273
Mar 26	LITTLE ROCK	*of	4	1	1	2	0	0	1	0	0	0	0	0	0	0	0	4	0	0	.270
Mar 28	LSU	*of	3	0	0	0	0	0	0	0	0	0	0	0	0	0	0	0	0	0	.250
Mar 29	LSU	ph/of	3	1	0	0	0	0	0	0	0	0	0	0	0	0	1	1	0	0	.233
Mar 30	LSU	*of	3	2	3	0	1	0	0	1	1	0	0	0	0	0	0	3	0	0	.283
Apr 02	ARKANSAS STAT	*of	3	2	2	0	1	0	0	1	0	0	0	0	0	0	0	1	0	0	.306
Apr 05	OLE MISS	*of	4	0	1	1	0	0	0	0	0	0	0	0	0	0	0	2	0	0	.302
Apr 09	SAN JOSE STATE	*of/of	3	1	1	0	0	0	0	1	0	0	0	0	0	0	0	0	0	0	.304
Apr 10	SAN JOSE STATE	*of	4	1	2	0	0	0	0	0	0	0	0	0	0	0	0	4	0	0	.317
Apr 12	at Alabama	*of	4	0	0	0	0	0	0	0	0	0	0	0	0	0	1	4	0	0	.297
Apr 14	at Alabama	ph/of	1	0	0	0	0	0	0	0	0	0	0	0	0	0	0	1	0	0	.292
Apr 16	TEXAS TECH	*of	2	1	0	0	0	0	0	1	0	0	1	0	0	0	0	2	0	0	.284
Apr 17	TEXAS TECH	pr/of	0	0	0	0	0	0	0	0	0	0	0	0	0	0	0	0	0	0	.284
Apr 20	at South Carolina-1	*of	2	1	0	1	0	0	0	1	0	0	0	0	1	0	1	3	0	0	.275
Apr 20	at South Carolina-2	pr/ph	1	1	0	0	0	0	0	0	0	0	0	0	0	0	0	0	0	0	.271
Apr 23	vs UAPB	of	1	0	0	0	0	0	0	0	0	0	0	0	0	0	0	0	0	0	.268
Apr 27	FLORIDA-2	*of	4	1	0	0	0	0	0	1	0	0	0	0	0	0	0	3	1	0	.253
Totals		19gs	75	24	19	10	4	0	1	11	5	1	4	0	1	2	8	35	1	0	.253

On base pct. .374 • Slugging pct. .347

#37 Jake Faherty - 2 games (All games)

Date	Opponent	Pos	AB	R	H	RBI	2B	3B	HR	BB	SB	CS	HBP	SAC	SF	GDP	K	PO	A	E	Avg
Apr 13	at Alabama	p	0	0	0	0	0	0	0	0	0	0	0	0	0	0	0	0	0	1	.000
Apr 27	FLORIDA-2	p	0	0	0	0	0	0	0	0	0	0	0	0	0	0	0	1	0	0	.000
Totals		0gs	0	0	0	0	0	0	0	0	0	0	0	0	0	0	0	1	0	1	.000

On base pct. .000 • Slugging pct. .000

#37 Jake Faherty - 10 appearances (All games)

Date	Opponent	GS	IP	H	R	ER	BB	SO	2B	3B	HR	WP	BK	HBP	IBB	Score	W-L	Sv	ERA	NP
Feb 18	JAMES MADISON		1.0	1	1	0	0	1	0	0	0	0	0	0	0	3-7	0-0	0	0.00	20
Feb 23	vs Oregon State		0.2	0	0	0	0	2	0	0	0	1	0	0	0	5-4	0-0	1	0.00	10
Feb 24	vs Oklahoma State		0.1	1	1	1	2	1	1	0	0	0	0	1	0	1-2	0-0	1	4.50	20
Mar 09	MCNEESE-1		0.1	1	0	0	2	1	0	0	0	0	0	0	0	3-1	0-0	1	3.86	21
Apr 02	ARKANSAS STAT		1.0	0	0	0	1	3	0	0	0	0	0	0	0	13-0	0-0	1	2.70	15
Apr 06	OLE MISS		0.2	0	0	0	0	1	0	0	0	0	0	0	0	7-4	0-0	1	2.25	5
Apr 10	SAN JOSE STATE		1.0	0	0	0	0	2	0	0	0	0	0	0	0	8-2	0-0	1	1.80	12
Apr 13	at Alabama		0.0	0	0	0	0	0	0	0	0	0	0	0	0	3-4	0-0	1	1.80	3
Apr 17	TEXAS TECH		0.1	0	0	0	1	0	0	0	0	0	0	0	0	5-4	0-0	1	1.69	6
Apr 27	FLORIDA-2		2.0	1	0	0	1	2	0	0	0	0	0	0	0	5-9	0-0	1	1.23	32
Totals		0	7.1	4	2	1	7	13	1	0	0	1	0	1	0	53-37	0-0	1	1.23	-



#38 Colin Fisher - 7 games (All games)

Date	Opponent	Pos	AB	R	H	RBI	2B	3B	HR	BB	SB	CS	HBP	SAC	SF	GDP	K	PO	A	E	Avg
Feb 19	JAMES MADISON	*p	0	0	0	0	0	0	0	0	0	0	0	0	0	0	0	0	1	1	.000
Feb 24	vs Oklahoma State	p	0	0	0	0	0	0	0	0	0	0	0	0	0	0	0	0	1	0	.000
Mar 05	UCA	*p	0	0	0	0	0	0	0	0	0	0	0	0	0	0	0	0	1	0	.000
Mar 12	ORAL ROBERTS	*p	0	0	0	0	0	0	0	0	0	0	0	0	0	0	0	0	2	0	.000
Mar 17	MISSOURI	p	0	0	0	0	0	0	0	0	0	0	0	0	0	0	0	1	0	0	.000
Apr 10	SAN JOSE STATE	*p	0	0	0	0	0	0	0	0	0	0	0	0	0	0	0	1	0	0	.000
Apr 17	TEXAS TECH	*p	0	0	0	0	0	0	0	0	0	0	0	0	0	0	0	0	1	0	.000
Totals		5gs	0	0	0	0	0	0	0	0	0	0	0	0	0	0	0	2	6	1	.000

On base pct. .000 • Slugging pct. .000

#38 Colin Fisher - 10 appearances (All games)

Date	Opponent	GS	IP	H	R	ER	BB	SO	2B	3B	HR	WP	BK	HBP	IBB	Score	W-L	Sv	ERA	NP
Feb 19	JAMES MADISON	*	5.0	3	0	0	0	4	0	0	0	0	0	0	1	4-0	1-0	0	0.00	63
Feb 24	vs Oklahoma State		2.1	2	1	0	1	6	0	0	0	0	0	0	0	1-2	1-1	0	0.00	39
Feb 27	GRAMBLING	*	1.0	0	0	0	1	1	0	0	0	0	0	0	0	21-1	2-1	0	0.00	12
Mar 05	UCA	*	3.0	4	2	2	0	4	0	0	0	0	0	2	0	9-7	3-1	0	1.59	47
Mar 12	ORAL ROBERTS	*	3.0	3	0	0	1	4	0	0	0	0	0	0	0	4-2	4-1	0	1.26	51
Mar 17	MISSOURI		1.0	2	1	1	0	0	0	0	1	0	0	0	0	9-1	4-1	0	1.76	11
Mar 23	at Auburn		2.2	4	2	2	0	1	0	0	2	0	0	0	0	6-8	4-1	0	2.50	39
Apr 02	ARKANSAS STAT	*	2.0	0	0	0	1	1	0	0	0	0	0	0	0	13-0	5-1	0	2.25	24
Apr 10	SAN JOSE STATE	*	3.0	0	0	0	3	3	0	0	0	0	1	0	0	8-2	6-1	0	1.96	65
Apr 17	TEXAS TECH	*	4.0	6	3	3	1	3	2	0	0	0	0	0	0	5-4	6-1	0	2.67	61
Totals		7	27.0	24	9	8	8	27	2	0	3	0	1	3	1	80-27	6-1	0	2.67	-

#46 Christian Foutch - 12 appearances (All games)

Date	Opponent	GS	IP	H	R	ER	BB	SO	2B	3B	HR	WP	BK	HBP	IBB	Score	W-L	Sv	ERA	NP
Feb 18	JAMES MADISON		1.1	3	1	1	0	2	0	0	1	1	0	0	0	3-7	0-0	0	6.75	25
Feb 27	GRAMBLING		1.0	0	0	0	1	1	0	0	0	0	0	0	0	21-1	0-0	0	3.86	13
Mar 15	MISSOURI		2.0	2	0	0	0	0	1	0	0	1	0	0	0	8-0	0-0	0	2.08	27
Mar 26	LITTLE ROCK		1.0	1	0	0	0	0	0	0	0	0	0	0	0	11-0	0-0	0	1.69	10
Mar 29	LSU		2.0	0	0	0	0	1	0	0	0	0	0	0	0	4-3	0-0	0	1.23	12
Apr 05	OLE MISS		1.1	1	0	0	0	0	0	0	0	0	0	0	0	8-3	0-0	0	1.04	19
Apr 09	SAN JOSE STATE		1.0	0	0	0	0	2	0	0	0	0	0	0	0	5-1	0-0	0	0.93	14
Apr 13	at Alabama		1.2	1	1	1	2	1	0	0	0	0	0	1	0	3-4	0-0	0	1.59	24
Apr 16	TEXAS TECH		1.1	2	0	0	1	2	1	0	0	0	0	1	0	9-8	0-0	0	1.42	36
Apr 19	at South Carolina		0.0	1	0	0	0	0	0	0	0	0	0	1	0	2-1	0-0	0	1.42	5
Apr 23	vs UAPB		1.0	2	0	0	0	1	0	0	0	0	0	0	0	11-1	0-0	0	1.32	17
Apr 27	FLORIDA-1		0.1	0	0	0	0	1	0	0	0	0	0	0	0	6-5	0-0	1	1.29	6
Totals		0	14.0	13	2	2	4	11	2	0	1	2	0	3	0	91-34	0-0	1	1.29	-

#28 Koty Frank - 4 games (All games)

Date	Opponent	Pos	AB	R	H	RBI	2B	3B	HR	BB	SB	CS	HBP	SAC	SF	GDP	K	PO	A	E	Avg
Mar 09	MCNEESE-2	p	0	0	0	0	0	0	0	0	0	0	0	0	0	0	0	0	2	0	.000
Mar 30	LSU	p	0	0	0	0	0	0	0	0	0	0	0	0	0	0	0	1	0	0	.000
Apr 14	at Alabama	p	0	0	0	0	0	0	0	0	0	0	0	0	0	0	0	0	1	0	.000
Apr 20	at South Carolina-1	p	0	0	0	0	0	0	0	0	0	0	0	0	0	0	0	1	0	0	.000
Totals		0gs	0	0	0	0	0	0	0	0	0	0	0	0	0	0	0	2	3	0	.000

On base pct. .000 • Slugging pct. .000



INDIVIDUAL GAME-BY-GAME

#28 Koty Frank - 17 appearances (All games)

Date	Opponent	GS	IP	H	R	ER	BB	SO	2B	3B	HR	WP	BK	HBP	IBB	Score	W-L	Sv	ERA	NP
Feb 17	JAMES MADISON		2.1	0	0	0	0	1	0	0	0	0	0	0	0	15-5	0-0	1	0.00	33
Feb 19	JAMES MADISON		1.0	0	0	0	0	1	0	0	0	0	0	0	0	4-0	0-0	1	0.00	16
Feb 24	vs Oklahoma State		1.2	0	0	0	1	5	0	0	0	0	0	0	0	1-2	0-0	1	0.00	29
Feb 25	vs Michigan		1.0	3	2	1	0	1	0	0	0	0	0	0	0	4-3	0-0	2	1.50	32
Mar 01	MURRAY STATE		1.1	1	0	0	0	3	1	0	0	0	0	0	2	5-1	0-0	2	1.23	21
Mar 05	UCA		0.2	3	2	2	0	0	1	0	0	0	0	0	0	9-7	0-0	2	3.38	10
Mar 09	MCNEESE-2		2.2	0	0	0	0	1	0	0	0	0	0	0	0	11-1	0-0	3	2.53	28
Mar 12	ORAL ROBERTS		1.1	2	1	1	1	1	0	0	0	0	0	0	0	4-2	0-0	3	3.00	23
Mar 17	MISSOURI		0.2	0	0	0	0	2	0	0	0	0	0	0	0	9-1	0-0	3	2.84	8
Mar 22	at Auburn		2.0	5	2	1	0	2	2	0	0	0	0	0	0	6-5	0-0	3	3.07	32
Mar 30	LSU		3.0	2	1	1	0	2	0	0	1	0	0	0	0	7-5	1-0	3	3.06	29
Apr 05	OLE MISS		1.1	2	0	0	1	1	0	0	0	0	0	1	0	8-3	2-0	3	2.84	32
Apr 10	SAN JOSE STATE		2.0	1	0	0	0	2	1	0	0	0	0	0	0	8-2	2-0	3	2.57	29
Apr 14	at Alabama		1.1	2	2	2	0	0	1	0	1	0	0	1	0	0-5	2-0	3	3.22	19
Apr 17	TEXAS TECH		1.0	0	0	0	1	0	0	0	0	0	0	0	0	5-4	2-0	3	3.09	15
Apr 20	at South Carolina-1		2.2	3	1	1	1	3	0	0	0	1	0	1	1	3-6	2-0	3	3.12	45
Apr 27	FLORIDA-2		1.0	2	4	4	2	1	0	0	1	0	0	0	0	5-9	2-0	3	4.33	29
Totals		0	27.0	26	15	13	7	26	6	0	3	1	0	5	1	104-61	2-0	3	4.33	-

#20 Gabe Gaeckle - 2 games (All games)

Date	Opponent	Pos	AB	R	H	RBI	2B	3B	HR	BB	SB	CS	HBP	SAC	SF	GDP	K	PO	A	E	Avg
Feb 18	JAMES MADISON	p	0	0	0	0	0	0	0	0	0	0	0	0	0	0	0	0	1	0	.000
Mar 29	LSU	p	0	0	0	0	0	0	0	0	0	0	0	0	0	0	0	0	1	0	.000
Totals		ogs	0	0	0	0	0	0	0	0	0	0	0	0	0	0	0	0	2	0	.000

On base pct. .000 • Slugging pct. .000

#20 Gabe Gaeckle - 15 appearances (All games)

Date	Opponent	GS	IP	H	R	ER	BB	SO	2B	3B	HR	WP	BK	HBP	IBB	Score	W-L	Sv	ERA	NP
Feb 18	JAMES MADISON		2.0	3	3	3	1	2	0	0	0	1	0	0	0	3-7	0-1	0	13.50	29
Feb 24	vs Oklahoma State		2.2	0	0	0	1	6	0	0	0	0	0	0	0	1-2	0-1	0	5.79	39
Mar 01	MURRAY STATE		1.2	0	0	0	1	5	0	0	0	0	0	0	0	5-1	0-1	1	4.26	37
Mar 05	UCA		2.0	2	1	1	2	1	0	0	0	0	0	0	0	9-7	0-1	2	4.32	35
Mar 09	MCNEESE-1		2.2	1	0	0	0	3	0	0	0	0	0	0	0	3-1	0-1	3	3.27	35
Mar 12	ORAL ROBERTS		1.1	0	0	0	0	2	0	0	0	0	0	0	0	4-2	0-1	4	2.92	18
Mar 17	MISSOURI		1.0	0	0	0	0	0	0	0	0	0	0	0	0	9-1	0-1	4	2.70	8
Mar 21	at Auburn		1.0	0	0	0	0	2	0	0	0	0	0	0	0	1-0	0-1	5	2.51	14
Mar 23	at Auburn		0.0	1	3	3	2	0	1	0	0	0	0	0	0	6-8	0-2	5	4.40	14
Mar 29	LSU		2.2	2	0	0	0	3	0	0	0	0	0	0	0	4-3	0-2	5	3.71	48
Apr 06	OLE MISS		2.2	2	1	1	1	4	1	0	0	0	0	0	0	7-4	1-2	5	3.66	35
Apr 12	at Alabama		1.2	0	0	0	0	1	0	0	0	0	0	0	0	5-3	1-2	6	3.38	27
Apr 16	TEXAS TECH		1.2	1	0	0	0	1	0	0	0	0	0	0	0	9-8	2-2	6	3.13	24
Apr 19	at South Carolina		2.2	1	0	0	1	5	1	0	0	0	0	0	1	2-1	2-2	6	2.81	42
Apr 26	FLORIDA		2.0	1	0	0	2	3	0	0	0	0	0	0	1	2-1	3-2	6	2.60	36
Totals		0	27.2	14	8	8	11	38	3	0	0	1	0	0	2	70-49	3-2	6	2.60	-



#27 Ryder Helfrick - 20 games (All games)

Date	Opponent	Pos	AB	R	H	RBI	2B	3B	HR	BB	SB	CS	HBP	SAC	SF	GDP	K	PO	A	E	Avg	
Feb 17	JAMES MADISON	*c	3	3	1	1	0	0	1	1	0	0	1	0	0	1	0	6	1	0	.333	
Feb 23	vs Oregon State	*dh	3	1	0	0	0	0	0	0	0	0	0	1	0	0	0	0	0	0	.167	
Feb 24	vs Oklahoma State	*c	6	0	0	0	0	0	0	0	0	0	0	0	0	0	3	24	1	0	.083	
Feb 27	GRAMBLING	ph/d	1	1	1	0	0	0	0	1	0	0	0	0	0	0	0	0	0	0	.154	
Mar 02	MURRAY STATE	*c	3	0	0	0	0	0	0	1	0	0	0	0	0	1	0	13	1	0	.125	
Mar 05	UCA	*c	1	1	0	0	0	0	0	1	0	0	0	0	0	0	0	8	1	0	.118	
Mar 09	MCNEESE-2	*c	2	0	0	0	0	0	0	0	0	0	0	0	0	0	2	11	1	0	.105	
Mar 22	at Auburn	c	1	1	1	1	0	0	1	0	0	0	0	0	0	0	0	5	1	0	.150	
Mar 26	LITTLE ROCK	*c	2	2	0	0	0	0	0	0	0	0	2	0	0	0	1	6	0	0	.136	
Mar 30	LSU	*c	4	1	1	0	0	0	0	0	0	0	0	0	0	0	1	7	0	0	.154	
Apr 02	ARKANSAS STAT	*c	3	1	1	0	0	0	0	1	0	0	0	0	0	0	1	12	1	0	.172	
Apr 05	OLE MISS	*c	3	1	1	1	1	0	0	1	0	0	0	0	0	0	1	11	1	0	.188	
Apr 09	SAN JOSE STATE	*c	4	0	0	0	0	0	0	0	0	0	0	0	0	0	3	10	1	0	.167	
Apr 13	at Alabama	*dh	4	0	0	0	0	0	0	0	0	0	0	0	0	0	1	0	0	0	.150	
Apr 14	at Alabama	*c	3	0	0	0	0	0	0	0	0	0	0	0	0	0	0	4	0	1	.140	
Apr 17	TEXAS TECH	ph	0	0	0	0	0	0	0	1	0	0	0	0	0	0	0	0	0	0	.140	
Apr 19	at South Carolina	ph	1	0	0	0	0	0	0	0	0	0	0	0	0	0	0	0	0	0	.136	
Apr 23	vs UAPB	*c	3	1	1	1	0	0	0	1	0	0	0	0	0	0	0	11	2	0	.149	
Apr 26	FLORIDA	*dh	1	1	1	1	0	0	1	0	0	0	0	0	0	0	0	0	0	0	.167	
Apr 27	FLORIDA-2	*c	3	1	0	0	0	0	0	1	0	0	0	0	0	0	2	9	0	0	.157	
Totals			16gs	51	15	8	5	1	0	3	9	0	0	3	1	0	2	15	137	11	1	.157

On base pct. .317 • Slugging pct. .353

#49 Stone Hewlett - 2 games (All games)

Date	Opponent	Pos	AB	R	H	RBI	2B	3B	HR	BB	SB	CS	HBP	SAC	SF	GDP	K	PO	A	E	Avg
Feb 19	JAMES MADISON	p	0	0	0	0	0	0	0	0	0	0	0	0	0	0	0	0	1	0	.000
Apr 19	at South Carolina	p	0	0	0	0	0	0	0	0	0	0	0	0	0	0	0	1	0	0	.000
Totals			0gs	0	0	0	0	0	0	0	0	0	0	0	0	0	0	1	1	0	.000

On base pct. .000 • Slugging pct. .000

#49 Stone Hewlett - 18 appearances (All games)

Date	Opponent	GS	IP	H	R	ER	BB	SO	2B	3B	HR	WP	BK	HBP	IBB	Score	W-L	Sv	ERA	NP
Feb 18	JAMES MADISON		0.1	0	0	0	0	1	0	0	0	0	0	0	0	3-7	0-0	0	0.00	4
Feb 19	JAMES MADISON		1.0	0	0	0	1	1	0	0	0	0	0	0	0	4-0	0-0	0	0.00	19
Feb 23	vs Oregon State		0.1	1	1	1	0	1	0	0	0	0	0	0	0	5-4	0-0	0	5.40	9
Feb 24	vs Oklahoma State		0.1	0	0	0	0	1	0	0	0	0	0	0	0	1-2	0-0	0	4.50	3
Mar 05	UCA		1.0	0	0	0	0	4	0	0	0	1	0	0	0	9-7	0-0	0	3.00	19
Mar 12	ORAL ROBERTS		0.2	1	0	0	0	1	0	0	0	0	0	0	0	4-2	0-0	0	2.45	10
Mar 22	at Auburn		0.1	0	0	0	0	1	0	0	0	0	0	0	0	6-5	0-0	0	2.25	6
Mar 23	at Auburn		0.1	0	0	0	0	1	0	0	0	0	0	0	0	6-8	0-0	0	2.08	7
Mar 26	LITTLE ROCK		1.0	0	0	0	0	1	0	0	0	0	0	0	0	11-0	0-0	0	1.69	8
Mar 28	LSU		0.1	0	0	0	0	1	0	0	0	0	0	0	0	7-4	0-0	1	1.59	6
Mar 29	LSU		0.1	0	0	0	0	1	0	0	0	0	0	0	0	4-3	1-0	1	1.50	6
Apr 04	OLE MISS		0.1	0	0	0	0	1	0	0	0	0	0	0	0	5-2	1-0	2	1.42	6
Apr 09	SAN JOSE STATE		1.2	0	0	0	0	2	0	0	0	0	0	0	0	5-1	1-0	2	1.12	23
Apr 12	at Alabama		0.1	0	0	0	1	0	0	0	0	0	0	0	0	5-3	1-0	2	1.08	10
Apr 13	at Alabama		0.1	1	0	0	1	0	1	0	0	0	0	0	0	3-4	1-0	2	1.04	12
Apr 17	TEXAS TECH		1.0	1	1	1	0	1	0	0	1	0	0	0	0	5-4	1-0	3	1.86	9
Apr 19	at South Carolina		0.1	0	0	0	0	0	0	0	0	0	0	0	0	2-1	1-0	4	1.80	6
Apr 27	FLORIDA-1		0.2	0	0	0	0	0	0	0	0	0	0	0	0	6-5	1-0	4	1.69	3
Totals			0	10.2	4	2	2	3	18	1	0	1	1	0	0	91-62	1-0	4	1.69	-



INDIVIDUAL GAME-BY-GAME

#24 Peyton Holt - 30 games (All games)

Date	Opponent	Pos	AB	R	H	RBI	2B	3B	HR	BB	SB	CS	HBP	SAC	SF	GDP	K	PO	A	E	Avg
Feb 16	JAMES MADISON	*2b	3	1	1	1	0	0	0	1	1	0	0	0	0	0	0	1	1	0	.333
Feb 17	JAMES MADISON	*2b	5	2	2	1	0	0	0	0	0	0	0	0	0	0	0	0	1	0	.375
Feb 18	JAMES MADISON	*3b	4	0	0	0	0	0	0	0	0	0	0	0	0	0	0	0	1	0	.250
Feb 19	JAMES MADISON	*2b	3	0	1	0	0	0	0	0	0	0	1	0	0	0	1	1	4	0	.267
Feb 23	vs Oregon State	*2b	3	1	1	1	0	1	0	0	0	0	1	0	0	0	0	0	2	0	.278
Feb 24	vs Oklahoma State	*2b	6	0	1	0	0	0	0	0	0	0	0	0	0	0	1	1	1	0	.250
Feb 25	vs Michigan	2b	0	0	0	0	0	0	0	0	0	0	0	0	0	0	0	1	0	1	.250
Feb 27	GRAMBLING	*2b	3	4	3	0	0	0	0	1	0	0	1	0	0	0	0	3	3	0	.333
Mar 01	MURRAY STATE	*2b	4	0	1	1	0	0	0	0	1	0	0	0	0	0	1	0	0	0	.323
Mar 02	MURRAY STATE	2b	1	0	0	0	0	0	0	0	0	0	0	0	0	0	0	1	2	0	.312
Mar 03	MURRAY STATE	2b	0	0	0	0	0	0	0	0	0	0	0	0	0	0	0	0	0	0	.312
Mar 05	UCA	*3b	4	1	1	0	0	0	0	0	0	0	0	0	0	0	0	1	4	0	.306
Mar 09	MCNEESE-1	ph/2	1	0	1	1	0	0	0	0	0	0	0	0	0	0	0	1	2	1	.324
Mar 09	MCNEESE-2	*3b	3	2	2	0	0	0	0	1	0	0	0	0	0	0	0	0	0	0	.350
Mar 12	ORAL ROBERTS	*3b	3	1	2	0	1	0	0	1	0	0	0	0	0	0	1	0	1	0	.372
Mar 16	MISSOURI	*3b	3	0	0	0	0	0	0	1	0	0	0	0	0	0	1	0	1	0	.348
Mar 21	at Auburn	ph	1	0	0	0	0	0	0	0	0	0	0	0	0	0	1	0	0	0	.340
Mar 26	LITTLE ROCK	*3b	2	1	0	1	0	0	0	1	0	1	1	0	0	0	0	0	2	0	.327
Apr 02	ARKANSAS STAT	*3b/2	4	0	2	1	0	0	0	0	0	0	0	0	0	0	0	0	0	0	.340
Apr 09	SAN JOSE STATE	*of	3	0	1	0	0	0	0	1	0	0	0	0	0	0	1	3	0	0	.339
Apr 13	at Alabama	*of	4	1	3	1	0	0	1	0	1	0	0	0	0	0	1	4	0	0	.367
Apr 14	at Alabama	*of	3	0	0	0	0	0	0	0	0	0	0	0	0	0	1	2	1	0	.349
Apr 16	TEXAS TECH	*of/of	5	0	1	1	0	0	0	0	0	0	0	0	0	0	1	2	0	0	.338
Apr 17	TEXAS TECH	*of/of	3	1	0	0	0	0	0	1	0	0	0	0	0	1	0	2	0	0	.324
Apr 19	at South Carolina	*of/of	2	0	1	0	0	0	0	2	1	0	1	0	0	0	0	1	0	0	.329
Apr 20	at South Carolina-1	*3b	5	1	2	0	0	0	0	0	0	0	0	0	0	0	0	1	1	0	.333
Apr 20	at South Carolina-2	*of	3	1	2	2	0	0	0	0	0	1	0	0	0	0	0	1	0	0	.346
Apr 26	FLORIDA	*of	3	0	0	0	0	0	0	0	0	0	0	0	0	1	1	0	0	0	.333
Apr 27	FLORIDA-1	*of/of	2	1	1	2	0	0	1	1	1	0	1	0	0	0	1	1	1	0	.337
Apr 27	FLORIDA-2	*of	5	0	1	0	0	0	0	0	0	0	0	0	0	0	0	3	0	0	.330
Totals		25gs	91	18	30	13	1	1	2	11	5	1	7	0	0	2	12	30	28	2	.330

On base pct. .440 • Slugging pct. .429

#13 Jayson Jones - 18 games (All games)

Date	Opponent	Pos	AB	R	H	RBI	2B	3B	HR	BB	SB	CS	HBP	SAC	SF	GDP	K	PO	A	E	Avg
Feb 16	JAMES MADISON	*of	3	0	0	0	0	0	0	0	0	0	0	0	0	0	2	1	0	0	.000
Feb 19	JAMES MADISON	*of	4	0	1	1	0	0	0	0	0	0	0	0	0	0	0	2	0	0	.143
Feb 23	vs Oregon State	*of	3	0	1	1	0	0	0	1	0	0	0	0	0	0	1	0	0	0	.200
Feb 24	vs Oklahoma State	*of	5	0	0	0	0	0	0	1	0	0	0	0	0	0	1	0	1	0	.133
Feb 27	GRAMBLING	*of	5	2	2	6	0	0	2	0	0	0	0	0	0	0	0	1	0	0	.200
Mar 01	MURRAY STATE	*of	3	0	1	2	1	0	0	1	1	0	0	0	0	0	0	1	3	0	.217
Mar 02	MURRAY STATE	*of	3	2	1	2	0	0	0	1	0	0	0	0	0	0	0	1	0	0	.231
Mar 03	MURRAY STATE	*of	4	1	1	0	0	0	0	0	0	0	0	0	0	1	1	1	0	0	.233
Mar 05	UCA	*of	4	0	0	0	0	0	0	0	0	0	0	0	0	0	2	3	0	0	.206
Mar 09	MCNEESE-1	of	0	0	0	0	0	0	0	0	0	0	0	0	0	0	0	0	0	0	.206
Mar 09	MCNEESE-2	*of	4	2	1	1	0	0	1	0	0	0	0	0	0	0	2	1	0	0	.211
Mar 16	MISSOURI	*of	2	0	0	0	0	0	0	0	0	0	1	0	0	0	0	0	0	0	.200
Apr 02	ARKANSAS STAT	ph/of	1	0	0	0	0	0	0	0	0	0	0	0	0	0	1	0	0	0	.195
Apr 09	SAN JOSE STATE	*of	2	1	1	0	0	0	0	2	0	0	0	0	0	0	0	2	0	0	.209
Apr 16	TEXAS TECH	*of	4	1	2	0	2	0	0	0	0	0	0	0	0	0	1	1	0	0	.234
Apr 17	TEXAS TECH	*of/of	2	0	0	1	0	0	0	0	0	0	2	0	0	0	0	1	1	0	.224
Apr 19	at South Carolina	ph/of	1	0	0	0	0	0	0	1	0	0	0	0	0	0	0	0	0	0	.220
Apr 20	at South Carolina-1	ph/of	3	0	0	0	0	0	0	0	0	0	0	0	0	0	3	0	0	0	.208
Totals		14gs	53	9	11	14	3	0	3	7	1	0	3	0	0	1	16	17	2	0	.208

On base pct. .333 • Slugging pct. .434



#14 Ross Lovich - 28 games (All games)

Date	Opponent	Pos	AB	R	H	RBI	2B	3B	HR	BB	SB	CS	HBP	SAC	SF	GDP	K	PO	A	E	Avg
Feb 16	JAMES MADISON	pr	0	0	0	0	0	0	0	0	0	0	0	0	0	0	0	0	0	0	.000
Feb 18	JAMES MADISON	*of	3	0	1	0	0	0	0	1	0	0	0	0	0	0	0	1	0	0	.333
Feb 25	vs Michigan	*of	4	0	0	0	0	0	0	0	0	0	0	0	0	1	2	3	0	0	.143
Feb 27	GRAMBLING	ph/of	3	1	3	2	0	0	0	0	0	0	0	0	0	0	0	0	0	0	.400
Mar 02	MURRAY STATE	*dh	4	2	2	2	2	0	0	0	0	0	1	0	0	0	2	0	0	0	.429
Mar 05	UCA	*of	3	1	2	0	0	0	0	1	0	0	0	0	0	0	0	0	0	0	.471
Mar 09	MCNEESE-1	*of	2	0	1	0	0	0	0	1	1	0	0	0	0	0	0	0	0	0	.474
Mar 09	MCNEESE-2	ph	0	0	0	1	0	0	0	0	0	0	0	0	1	0	0	0	0	0	.474
Mar 10	MCNEESE	*of	5	2	1	4	0	0	1	0	0	0	0	0	0	0	1	0	0	0	.417
Mar 12	ORAL ROBERTS	*of	3	1	0	0	0	0	0	0	0	0	1	0	0	0	1	2	0	0	.370
Mar 15	MISSOURI	*of	3	2	1	3	0	0	1	0	0	0	1	0	0	0	1	2	0	0	.367
Mar 16	MISSOURI	*of/of	4	1	2	2	0	1	0	0	0	0	0	0	0	1	1	1	0	0	.382
Mar 17	MISSOURI	*of	4	1	0	0	0	0	0	1	0	0	0	0	0	0	0	0	0	0	.342
Mar 21	at Auburn	*of	3	0	0	0	0	0	0	0	0	0	0	0	0	0	2	1	0	1	.317
Mar 26	LITTLE ROCK	*of	3	0	0	0	0	0	0	0	0	0	1	0	0	0	2	1	0	0	.295
Mar 28	LSU	ph/of	0	0	0	0	0	0	0	1	0	0	0	0	0	0	0	0	0	0	.295
Mar 29	LSU	*of	1	1	0	0	0	0	0	1	0	0	0	0	0	0	1	0	0	0	.289
Apr 02	ARKANSAS STAT	*of	3	1	1	1	1	0	0	0	0	0	0	0	0	0	0	0	0	0	.292
Apr 04	OLE MISS	*of	4	0	1	0	0	0	0	0	0	0	0	0	0	0	1	2	0	0	.288
Apr 06	OLE MISS	*of	3	1	0	0	0	0	0	1	1	0	1	0	0	0	0	1	0	0	.273
Apr 10	SAN JOSE STATE	*of	3	2	1	0	0	0	0	0	0	0	1	1	0	0	1	1	0	0	.276
Apr 17	TEXAS TECH	*of	3	0	0	0	0	0	0	0	0	0	0	0	0	0	2	1	0	0	.262
Apr 19	at South Carolina	ph	1	0	0	0	0	0	0	0	0	0	0	0	0	0	0	0	0	0	.258
Apr 20	at South Carolina-1	*of	2	0	2	0	0	0	0	0	0	0	0	0	0	0	0	1	0	0	.281
Apr 20	at South Carolina-2	*of	1	0	0	0	0	0	0	3	0	0	0	0	0	0	1	2	0	0	.277
Apr 23	vs UAPB	*of	2	2	1	0	0	0	0	1	0	0	0	1	0	0	0	0	0	0	.284
Apr 27	FLORIDA-1	ph/of	1	0	0	0	0	0	0	0	0	0	0	1	0	0	1	0	0	0	.279
Apr 27	FLORIDA-2	ph	1	0	1	0	0	0	0	0	0	0	0	0	0	0	0	0	0	0	.290
Totals		21gs	69	18	20	15	3	1	2	11	2	0	6	3	1	2	19	19	0	1	.290

On base pct. .425 • Slugging pct. .449

#41 Will McEntire - 8 games (All games)

Date	Opponent	Pos	AB	R	H	RBI	2B	3B	HR	BB	SB	CS	HBP	SAC	SF	GDP	K	PO	A	E	Avg
Feb 16	JAMES MADISON	p	0	0	0	0	0	0	0	0	0	0	0	0	0	0	0	1	0	0	.000
Feb 19	JAMES MADISON	p	0	0	0	0	0	0	0	0	0	0	0	0	0	0	0	1	0	0	.000
Feb 25	vs Michigan	p	0	0	0	0	0	0	0	0	0	0	0	0	0	0	0	1	0	0	.000
Mar 03	MURRAY STATE	p	0	0	0	0	0	0	0	0	0	0	0	0	0	0	0	1	0	0	.000
Mar 09	MCNEESE-1	p	0	0	0	0	0	0	0	0	0	0	0	0	0	0	0	0	1	0	.000
Mar 12	ORAL ROBERTS	p	0	0	0	0	0	0	0	0	0	0	0	0	0	0	0	0	1	0	.000
Mar 21	at Auburn	p	0	0	0	0	0	0	0	0	0	0	0	0	0	0	0	1	0	0	.000
Apr 04	OLE MISS	p	0	0	0	0	0	0	0	0	0	0	0	0	0	0	0	1	0	0	.000
Totals		0gs	0	0	0	0	0	0	0	0	0	0	0	0	0	0	0	5	3	0	.000

On base pct. .000 • Slugging pct. .000



||| INDIVIDUAL GAME-BY-GAME

#41 Will McEntire - 20 appearances (All games)

Date	Opponent	GS	IP	H	R	ER	BB	SO	2B	3B	HR	WP	BK	HBP	IBB	Score	W-L	Sv	ERA	NP
Feb 16	JAMES MADISON		5.2	3	1	1	1	6	1	0	0	0	0	0	0	6-4	1-0	0	1.59	71
Feb 19	JAMES MADISON		2.0	1	0	0	0	3	0	0	0	0	0	0	0	4-0	1-0	0	1.17	26
Feb 23	vs Oregon State		1.0	2	2	2	0	2	1	0	0	1	0	0	0	5-4	1-0	0	3.12	22
Feb 25	vs Michigan		3.0	2	1	0	1	0	1	0	0	0	0	0	0	4-3	1-0	0	2.31	35
Mar 02	MURRAY STATE		2.0	0	0	0	0	2	0	0	0	0	0	0	0	11-1	1-0	0	1.98	16
Mar 03	MURRAY STATE		3.2	3	1	1	0	5	0	0	1	0	0	0	0	5-3	1-0	1	2.08	43
Mar 09	MCNEESE-1		2.0	5	1	1	0	2	0	0	0	1	0	0	0	3-1	1-0	1	2.33	42
Mar 12	ORAL ROBERTS		2.0	1	0	0	0	2	0	0	0	0	0	0	0	4-2	1-0	1	2.11	34
Mar 16	MISSOURI		4.1	0	0	0	1	5	0	0	0	0	0	0	0	6-0	2-0	1	1.75	56
Mar 21	at Auburn		2.0	0	0	0	0	3	0	0	0	0	0	0	0	1-0	2-0	1	1.63	22
Mar 22	at Auburn		1.0	0	0	0	0	2	0	0	0	0	0	0	0	6-5	2-0	2	1.57	10
Mar 28	LSU		2.2	4	2	2	2	8	2	0	0	1	0	0	0	7-4	2-0	2	2.01	62
Mar 30	LSU		1.1	1	0	0	1	1	0	0	0	0	0	0	0	7-5	2-0	3	1.93	24
Apr 04	OLE MISS		2.2	1	0	0	1	3	0	0	0	0	0	0	0	5-2	2-0	3	1.78	51
Apr 06	OLE MISS		0.2	1	0	0	0	1	0	0	0	0	0	0	0	7-4	2-0	4	1.75	12
Apr 12	at Alabama		1.0	4	3	3	0	2	0	0	0	0	0	0	0	5-3	2-0	4	2.43	30
Apr 14	at Alabama		1.2	3	2	1	0	1	2	0	0	0	0	0	0	0-5	2-0	4	2.56	19
Apr 16	TEXAS TECH		1.1	2	1	1	0	3	0	0	1	0	0	0	0	9-8	2-0	4	2.70	25
Apr 20	at South Carolina-2		2.0	3	3	3	2	2	1	0	0	0	0	0	0	9-6	2-0	4	3.21	50
Apr 27	FLORIDA-1		1.0	4	2	2	1	1	1	0	0	0	0	0	1	6-5	3-0	4	3.56	25
Totals		0	43.0	40	19	17	10	54	9	0	2	3	0	0	1	110-65	3-0	4	3.56	-

#26 Tate McGuire - 2 appearances (All games)

Date	Opponent	GS	IP	H	R	ER	BB	SO	2B	3B	HR	WP	BK	HBP	IBB	Score	W-L	Sv	ERA	NP
Feb 18	JAMES MADISON		0.2	0	0	0	2	1	0	0	0	0	0	1	0	3-7	0-0	0	0.00	24
Feb 27	GRAMBLING		1.0	3	1	1	0	3	1	0	0	0	0	0	0	21-1	0-0	0	5.40	24
Totals		0	1.2	3	1	1	2	4	1	0	0	0	0	1	0	24-8	0-0	0	5.40	-



#6 Ben McLaughlin - 44 games (All games)

Date	Opponent	Pos	AB	R	H	RBI	2B	3B	HR	BB	SB	CS	HBP	SAC	SF	GDP	K	PO	A	E	Avg
Feb 16	JAMES MADISON	*1b	4	0	1	1	0	0	0	0	0	0	0	0	0	1	0	7	3	0	.250
Feb 17	JAMES MADISON	*1b	4	1	2	0	0	0	1	0	0	0	0	0	0	0	1	8	0	0	.375
Feb 18	JAMES MADISON	*dh	2	1	1	1	1	0	0	2	0	0	0	0	0	0	1	0	0	0	.400
Feb 19	JAMES MADISON	*1b	3	0	1	2	0	0	0	1	0	0	0	0	0	0	1	8	1	0	.385
Feb 23	vs Oregon State	*1b	3	0	1	3	1	0	0	0	0	0	1	0	0	0	0	3	0	0	.375
Feb 24	vs Oklahoma State	*1b	6	0	1	0	0	0	0	0	0	0	0	0	0	0	3	8	0	0	.318
Feb 25	vs Michigan	*1b	5	0	2	1	1	0	0	0	0	0	0	0	0	0	0	6	1	0	.333
Feb 27	GRAMBLING	*1b	2	1	0	0	0	0	0	1	0	0	0	0	0	1	0	4	0	0	.310
Mar 01	MURRAY STATE	*1b	2	1	0	1	0	0	0	2	0	0	0	0	0	0	0	2	1	0	.290
Mar 02	MURRAY STATE	*1b	4	3	2	0	0	0	0	1	0	0	0	0	0	0	0	6	0	0	.314
Mar 03	MURRAY STATE	*dh	3	0	1	0	0	0	0	1	0	0	0	0	0	0	1	0	0	0	.316
Mar 05	UCA	*1b	4	2	2	3	0	1	0	0	0	0	0	0	0	1	0	11	1	1	.333
Mar 09	MCNEESE-1	*1b	4	1	2	0	1	0	0	0	0	0	0	0	0	0	0	7	1	0	.348
Mar 09	MCNEESE-2	*1b	4	0	0	0	0	0	0	0	0	0	0	0	0	0	1	7	0	0	.320
Mar 10	MCNEESE	*1b	5	2	4	3	1	0	0	0	0	0	0	0	0	0	0	6	2	0	.364
Mar 12	ORAL ROBERTS	*1b	2	0	0	0	0	0	0	2	0	0	0	0	0	1	0	9	1	0	.351
Mar 15	MISSOURI	*1b	4	0	0	0	0	0	0	0	0	0	0	0	0	0	0	9	0	0	.328
Mar 16	MISSOURI	*1b	3	1	0	0	0	0	0	1	0	0	0	0	0	0	0	7	0	0	.312
Mar 17	MISSOURI	*1b	2	1	1	2	0	0	1	2	0	0	0	0	1	0	0	7	2	0	.318
Mar 21	at Auburn	*1b	4	0	1	0	0	0	0	0	0	0	0	0	0	0	0	5	2	0	.314
Mar 22	at Auburn	*1b	3	2	2	1	0	0	1	1	0	0	0	0	0	0	0	6	0	0	.329
Mar 23	at Auburn	*1b	2	1	0	0	0	0	0	3	0	0	0	0	0	0	1	9	0	0	.320
Mar 26	LITTLE ROCK	*1b	1	2	0	0	0	0	0	3	0	0	0	0	0	0	0	9	0	0	.316
Mar 28	LSU	*1b	3	0	1	1	0	0	0	1	0	0	0	0	1	0	1	5	0	0	.316
Mar 29	LSU	*1b	4	0	1	1	1	0	0	1	0	0	0	0	0	0	1	9	0	0	.313
Mar 30	LSU	*1b	5	0	0	0	0	0	0	0	0	0	0	0	0	0	2	8	1	0	.295
Apr 02	ARKANSAS STAT	*1b/3	4	3	3	3	0	0	1	0	0	0	0	0	0	0	0	5	1	0	.315
Apr 04	OLE MISS	*1b	2	1	0	0	0	0	0	2	0	0	0	0	0	0	0	3	2	0	.309
Apr 05	OLE MISS	*1b	2	1	1	0	0	0	0	3	0	0	0	0	0	0	0	4	0	0	.312
Apr 06	OLE MISS	*1b	4	0	0	0	0	0	0	1	0	0	0	0	0	0	2	4	1	0	.300
Apr 09	SAN JOSE STATE	*1b	4	1	1	1	0	0	1	0	0	0	0	0	0	0	1	10	0	0	.298
Apr 10	SAN JOSE STATE	*1b	5	0	2	2	1	0	0	0	0	0	0	0	0	0	1	6	1	0	.303
Apr 12	at Alabama	*1b	4	1	1	2	0	0	1	1	0	0	0	0	0	0	0	3	0	0	.301
Apr 13	at Alabama	*1b	4	0	0	0	0	0	0	0	0	0	0	0	0	0	1	8	0	0	.291
Apr 14	at Alabama	*1b	4	0	2	0	0	0	0	0	0	0	0	0	1	0	9	1	0	0	.298
Apr 16	TEXAS TECH	*1b	4	1	3	2	1	0	1	0	0	0	1	0	0	0	1	4	0	0	.312
Apr 17	TEXAS TECH	*1b	2	1	1	0	0	0	0	2	0	0	0	0	0	0	0	12	0	0	.315
Apr 19	at South Carolina	*1b	3	1	0	0	0	0	0	2	0	0	0	0	0	0	1	4	2	0	.308
Apr 20	at South Carolina-1	*1b	4	0	1	0	0	0	0	1	0	0	0	0	0	0	1	4	2	0	.306
Apr 20	at South Carolina-2	*1b	5	1	1	0	0	0	0	0	0	0	0	0	0	0	0	9	0	0	.302
Apr 23	vs UAPB	*1b	1	2	0	0	0	0	0	2	0	0	1	0	0	0	0	2	0	0	.300
Apr 26	FLORIDA	*1b	2	0	1	0	0	0	0	1	0	0	0	0	0	0	1	8	0	1	.303
Apr 27	FLORIDA-1	*1b	4	1	3	1	1	0	0	0	0	0	0	0	0	0	0	6	1	0	.315
Apr 27	FLORIDA-2	*1b	3	0	2	1	0	0	0	2	0	0	0	0	0	0	1	6	2	0	.322
Totals		44gs	149	33	48	32	9	0	7	40	0	0	3	0	2	5	23	273	29	2	.322

On base pct. .469 • Slugging pct. .523

#21 Mason Molina - 6 games (All games)

Date	Opponent	Pos	AB	R	H	RBI	2B	3B	HR	BB	SB	CS	HBP	SAC	SF	GDP	K	PO	A	E	Avg
Feb 25	vs Michigan	*p	0	0	0	0	0	0	0	0	0	0	0	0	0	0	0	0	1	0	.000
Mar 03	MURRAY STATE	*p	0	0	0	0	0	0	0	0	0	0	0	0	0	0	0	1	0	0	.000
Mar 10	MCNEESE	*p	0	0	0	0	0	0	0	0	0	0	0	0	0	0	0	0	2	0	.000
Mar 17	MISSOURI	*p	0	0	0	0	0	0	0	0	0	0	0	0	0	0	0	0	1	0	.000
Apr 05	OLE MISS	*p	0	0	0	0	0	0	0	0	0	0	0	0	0	0	0	0	0	1	.000
Apr 20	at South Carolina-1	*p	0	0	0	0	0	0	0	0	0	0	0	0	0	0	0	0	2	0	.000
Totals		6gs	0	0	0	0	0	0	0	0	0	0	0	0	0	0	0	1	6	1	.000

On base pct. .000 • Slugging pct. .000



INDIVIDUAL GAME-BY-GAME

#21 Mason Molina - 10 appearances (All games)

Date	Opponent	GS	IP	H	R	ER	BB	SO	2B	3B	HR	WP	BK	HBP	IBB	Score	W-L	Sv	ERA	NP
Feb 18	JAMES MADISON	*	3.2	3	2	2	3	9	1	0	0	1	0	0	0	3-7	0-0	0	4.91	72
Feb 25	vs Michigan	*	5.0	0	0	0	1	10	0	0	0	0	0	1	0	4-3	1-0	0	2.08	81
Mar 03	MURRAY STATE	*	5.0	2	1	1	1	10	0	0	1	0	0	1	0	5-3	2-0	0	1.98	77
Mar 10	MCNEESE	*	4.0	3	4	4	3	4	1	0	1	0	1	1	0	18-5	2-0	0	3.57	77
Mar 17	MISSOURI	*	5.1	1	0	0	3	10	0	0	0	0	0	1	0	9-1	3-0	0	2.74	98
Mar 23	at Auburn	*	5.0	3	1	1	4	4	1	0	0	0	0	1	0	6-8	3-0	0	2.57	74
Mar 29	LSU	*	5.0	7	3	3	3	7	0	0	0	0	0	1	0	4-3	3-0	0	3.00	96
Apr 05	OLE MISS	*	4.1	3	3	3	3	5	0	0	2	1	0	0	0	8-3	3-0	0	3.38	83
Apr 13	at Alabama	*	6.0	5	2	2	0	6	1	0	2	0	0	1	0	3-4	3-0	0	3.32	101
Apr 20	at South Carolina-1	*	3.1	2	2	2	7	3	0	0	0	0	0	0	0	3-6	3-1	0	3.47	70
Totals			10	46.2	29	18	18	28	4	0	6	2	1	7	0	63-43	3-1	0	3.47	-

#16 Hudson Polk - 8 games (All games)

Date	Opponent	Pos	AB	R	H	RBI	2B	3B	HR	BB	SB	CS	HBP	SAC	SF	GDP	K	PO	A	E	Avg
Feb 27	GRAMBLING	*c	4	2	1	4	0	0	1	1	0	0	0	0	0	0	1	11	0	0	.250
Mar 01	MURRAY STATE	*dh	3	1	1	0	0	0	0	1	0	0	0	0	0	0	1	0	0	0	.286
Mar 02	MURRAY STATE	ph	0	0	0	1	0	0	0	0	0	0	0	0	1	0	0	0	0	0	.286
Mar 05	UCA	*dh	3	1	1	0	0	0	0	1	0	0	0	0	0	0	1	0	0	0	.300
Mar 09	MCNEESE-1	ph	1	0	0	0	0	0	0	0	0	0	0	0	0	0	1	0	0	0	.273
Mar 12	ORAL ROBERTS	*dh	3	0	0	0	0	0	0	1	0	0	0	0	0	0	0	0	0	0	.214
Mar 17	MISSOURI	ph/d	2	0	0	0	0	0	0	0	0	0	0	0	0	1	1	0	0	0	.188
Apr 09	SAN JOSE STATE	*dh	4	0	0	0	0	0	0	0	0	0	0	0	0	0	3	0	0	0	.150
Totals		5gs	20	4	3	5	0	0	1	4	0	0	0	0	1	1	8	11	0	0	.150

On base pct. .280 • Slugging pct. .300

#44 Parker Rowland - 11 games (All games)

Date	Opponent	Pos	AB	R	H	RBI	2B	3B	HR	BB	SB	CS	HBP	SAC	SF	GDP	K	PO	A	E	Avg
Feb 19	JAMES MADISON	*c	3	0	0	0	0	0	0	1	0	0	0	0	0	0	0	9	0	0	.000
Feb 25	vs Michigan	*c	1	0	0	0	0	0	0	3	0	0	0	0	0	0	1	11	0	1	.000
Mar 09	MCNEESE-2	c	1	1	1	0	0	0	0	0	0	0	0	0	0	0	0	1	0	0	.200
Mar 12	ORAL ROBERTS	*c	2	0	1	0	0	0	0	1	0	0	0	1	0	0	0	10	0	0	.286
Mar 16	MISSOURI	*c	2	0	0	0	0	0	0	1	0	0	0	0	0	0	0	13	0	0	.222
Mar 22	at Auburn	*c	2	0	0	0	0	0	0	0	0	0	0	0	0	0	2	9	0	2	.182
Apr 10	SAN JOSE STATE	*c	3	0	1	0	0	0	0	0	0	0	0	1	0	0	1	11	0	0	.214
Apr 17	TEXAS TECH	*c	3	0	0	0	0	0	0	0	0	0	0	1	0	0	1	6	0	0	.176
Apr 20	at South Carolina-2	*c	2	0	1	1	1	0	0	1	0	0	0	0	0	0	0	6	0	0	.211
Apr 23	vs UAPB	ph	1	0	0	0	0	0	0	0	0	0	0	0	0	0	1	0	0	0	.200
Apr 27	FLORIDA-1	*c	2	0	0	0	0	0	0	1	0	0	0	0	0	0	0	7	1	0	.182
Totals		9gs	22	1	4	1	1	0	0	8	0	0	0	3	0	0	6	83	1	3	.182

On base pct. .400 • Slugging pct. .227

#33 Hagen Smith - 7 games (All games)

Date	Opponent	Pos	AB	R	H	RBI	2B	3B	HR	BB	SB	CS	HBP	SAC	SF	GDP	K	PO	A	E	Avg
Mar 01	MURRAY STATE	*p	0	0	0	0	0	0	0	0	0	0	0	0	0	0	0	0	1	0	.000
Mar 15	MISSOURI	*p	0	0	0	0	0	0	0	0	0	0	0	0	0	0	0	0	2	0	.000
Mar 21	at Auburn	*p	0	0	0	0	0	0	0	0	0	0	0	0	0	0	0	1	0	0	.000
Mar 28	LSU	*p	0	0	0	0	0	0	0	0	0	0	0	0	0	0	0	0	1	0	.000
Apr 04	OLE MISS	*p	0	0	0	0	0	0	0	0	0	0	0	0	0	0	0	2	0	0	.000
Apr 12	at Alabama	*p	0	0	0	0	0	0	0	0	0	0	0	0	0	0	0	1	0	0	.000
Apr 19	at South Carolina	*p	0	0	0	0	0	0	0	0	0	0	0	0	0	0	0	0	1	0	.000
Totals		7gs	0	0	0	0	0	0	0	0	0	0	0	0	0	0	0	4	5	0	.000

On base pct. .000 • Slugging pct. .000



#33 Hagen Smith - 11 appearances (All games)

Date	Opponent	GS	IP	H	R	ER	BB	SO	2B	3B	HR	WP	BK	HBP	IBB	Score	W-L	Sv	ERA	NP
Feb 16	JAMES MADISON	*	1.0	1	3	3	2	2	0	0	1	0	0	1	0	6-4	0-0	0	27.00	42
Feb 23	vs Oregon State	*	6.0	3	0	0	1	17	0	0	0	0	0	0	0	5-4	0-0	0	3.86	78
Mar 01	MURRAY STATE	*	6.0	1	1	1	1	12	0	0	1	0	0	0	0	5-1	1-0	0	2.77	81
Mar 09	MCNEESE-1	*	4.0	1	0	0	3	9	0	0	0	0	0	0	0	3-1	2-0	0	2.12	64
Mar 15	MISSOURI	*	6.0	2	0	0	1	10	1	0	0	0	0	0	0	8-0	3-0	0	1.57	100
Mar 21	at Auburn	*	6.0	3	0	0	2	12	0	0	0	1	0	1	0	1-0	4-0	0	1.24	87
Mar 28	LSU	*	6.0	5	2	2	0	10	0	0	2	0	0	0	0	7-4	5-0	0	1.54	97
Apr 04	OLE MISS	*	6.0	4	2	2	4	11	0	0	0	0	0	1	0	5-2	6-0	0	1.76	105
Apr 12	at Alabama	*	6.0	2	0	0	3	6	0	0	0	0	0	0	0	5-3	7-0	0	1.53	96
Apr 19	at South Carolina	*	6.0	2	1	1	5	11	0	0	0	0	0	1	1	2-1	8-0	0	1.53	99
Apr 26	FLORIDA	*	7.0	2	1	0	1	11	1	0	0	0	0	1	0	2-1	8-0	0	1.35	96
Totals			11	60.0	26	10	9	23	11	2	0	4	1	0	5	49-21	8-0	0	1.35	-

#3 Nolan Souza - 33 games (All games)

Date	Opponent	Pos	AB	R	H	RBI	2B	3B	HR	BB	SB	CS	HBP	SAC	SF	GDP	K	PO	A	E	Avg
Feb 18	JAMES MADISON	*2b	4	0	1	0	1	0	0	0	0	0	0	0	0	0	1	1	1	0	.250
Feb 25	vs Michigan	*2b	2	1	0	0	0	0	0	2	0	0	0	0	0	0	2	0	1	0	.167
Feb 27	GRAMBLING	ss	1	1	1	0	1	0	0	1	0	0	0	0	0	0	0	0	0	0	.286
Mar 02	MURRAY STATE	*2b	1	0	1	2	0	0	0	1	1	0	0	0	0	0	0	0	0	0	.375
Mar 03	MURRAY STATE	*2b	4	1	2	3	0	0	1	0	0	0	0	0	0	0	0	1	0	0	.417
Mar 05	UCA	*2b	3	0	0	0	0	0	0	0	0	0	1	0	0	0	0	0	2	0	.333
Mar 09	MCNEESE-1	*2b	1	1	0	0	0	0	0	1	1	0	0	0	0	0	0	1	0	0	.312
Mar 09	MCNEESE-2	*2b	4	0	3	0	0	0	0	0	0	0	0	0	0	0	0	2	1	0	.400
Mar 10	MCNEESE	*2b	2	2	0	1	0	0	0	2	0	0	0	0	0	0	2	0	1	0	.364
Mar 15	MISSOURI	*dh	4	2	3	3	0	0	2	0	0	0	0	0	0	0	0	0	0	0	.423
Mar 16	MISSOURI	*dh	3	0	0	0	0	0	0	0	0	0	1	0	0	0	2	0	0	0	.379
Mar 17	MISSOURI	*dh	2	0	0	0	0	0	0	0	0	0	0	0	0	0	0	0	0	0	.355
Mar 21	at Auburn	*dh	3	0	0	0	0	0	0	1	1	0	0	0	0	0	2	0	0	0	.324
Mar 22	at Auburn	ph	1	0	0	0	0	0	0	0	0	0	0	0	0	0	1	0	0	0	.314
Mar 23	at Auburn	*dh	4	1	1	0	0	0	0	1	0	0	0	0	0	0	1	0	0	0	.308
Mar 29	LSU	*dh	3	1	0	0	0	0	0	1	0	0	0	0	0	0	2	0	0	0	.286
Apr 02	ARKANSAS STAT	*dh	3	2	2	4	1	0	1	0	0	0	0	0	0	0	1	0	0	0	.311
Apr 04	OLE MISS	*dh	3	0	2	0	0	0	0	0	0	0	0	0	0	0	0	0	0	0	.333
Apr 05	OLE MISS	ph/d	3	0	1	0	0	0	0	0	0	0	0	0	0	0	1	0	0	0	.333
Apr 06	OLE MISS	*dh	5	2	3	5	0	0	2	0	0	0	0	0	0	1	0	0	0	0	.357
Apr 09	SAN JOSE STATE	*3b	2	0	1	2	1	0	0	3	0	0	0	0	0	0	1	1	3	0	.362
Apr 10	SAN JOSE STATE	*3b	5	0	1	2	1	0	0	0	0	0	0	0	0	0	1	0	2	0	.349
Apr 12	at Alabama	*dh	3	0	0	0	0	0	0	1	0	0	0	0	0	0	2	0	0	0	.333
Apr 14	at Alabama	*dh	4	0	0	0	0	0	0	0	0	0	0	0	0	0	1	0	0	0	.314
Apr 16	TEXAS TECH	ph	0	0	0	1	0	0	0	0	0	0	0	0	1	0	0	0	0	0	.314
Apr 17	TEXAS TECH	*3b	3	1	1	1	0	0	1	0	0	0	0	1	0	0	1	0	1	0	.315
Apr 19	at South Carolina	*3b	4	1	0	0	0	0	0	1	0	0	0	0	0	0	3	1	2	0	.299
Apr 20	at South Carolina-1	*dh	3	0	0	0	0	0	0	0	0	0	0	0	0	0	0	0	0	0	.287
Apr 20	at South Carolina-2	*3b	5	1	1	0	1	0	0	0	0	0	0	0	0	0	3	0	2	0	.282
Apr 23	vs UAPB	*3b	3	1	1	2	1	0	0	1	0	0	0	0	0	0	0	2	0	0	.284
Apr 26	FLORIDA	ph/d	2	0	0	0	0	0	0	0	0	0	0	0	0	0	2	0	0	0	.278
Apr 27	FLORIDA-1	ph/d	2	0	0	0	0	0	0	0	0	0	0	0	0	0	0	0	0	0	.272
Apr 27	FLORIDA-2	*dh	5	1	2	0	0	0	0	0	0	0	0	0	0	0	1	0	0	0	.278
Totals			27gs	97	19	27	26	7	0	7	16	3	0	2	1	1	30	9	16	0	.278

On base pct. .388 • Slugging pct. .567



INDIVIDUAL GAME-BY-GAME

#12 Jared Sprague-Lott - 32 games (All games)

Date	Opponent	Pos	AB	R	H	RBI	2B	3B	HR	BB	SB	CS	HBP	SAC	SF	GDP	K	PO	A	E	Avg
Feb 16	JAMES MADISON	*3b	2	1	2	2	0	0	1	2	0	0	0	0	0	0	0	2	1	0	1.000
Feb 17	JAMES MADISON	*3b	3	1	1	2	0	0	0	2	0	0	0	0	0	0	2	2	4	0	.600
Feb 19	JAMES MADISON	*3b	4	0	0	0	0	0	0	0	0	0	0	0	0	0	2	0	0	1	.333
Feb 23	vs Oregon State	*3b	3	1	1	0	0	0	0	0	0	0	1	0	0	0	0	0	1	0	.333
Feb 24	vs Oklahoma State	*3b	5	1	3	0	2	0	0	1	0	0	0	0	0	0	1	0	1	2	.412
Feb 25	vs Michigan	*3b	4	0	2	0	1	0	0	0	1	0	1	0	0	0	0	1	2	2	.429
Feb 27	GRAMBLING	*3b	3	2	2	1	1	0	0	2	0	0	0	0	0	0	0	0	2	0	.458
Mar 01	MURRAY STATE	*3b	4	1	1	0	0	0	0	0	0	0	0	0	0	0	0	1	0	0	.429
Mar 02	MURRAY STATE	*3b	4	2	2	1	0	0	0	1	0	0	0	0	0	0	0	0	2	0	.438
Mar 03	MURRAY STATE	*3b	4	1	1	0	0	0	0	0	0	0	0	0	0	0	0	2	0	0	.417
Mar 09	MCNEESE-1	*3b	3	1	1	0	0	0	0	0	0	0	0	1	0	0	1	0	4	0	.410
Mar 10	MCNEESE	*3b	3	2	0	0	0	0	0	2	0	0	0	0	0	0	0	2	1	0	.381
Mar 15	MISSOURI	*3b	4	0	0	0	0	0	0	0	0	0	0	0	0	0	0	1	2	0	.348
Mar 17	MISSOURI	*3b	5	1	2	0	0	0	0	0	0	0	0	0	0	0	0	0	1	0	.353
Mar 21	at Auburn	*3b	4	0	0	0	0	0	0	0	0	0	0	0	0	0	0	0	1	0	.327
Mar 22	at Auburn	*3b	3	0	0	1	0	0	0	1	0	0	0	0	0	0	2	1	2	0	.310
Mar 23	at Auburn	*3b	4	1	2	3	0	0	1	0	0	0	1	0	0	0	0	1	0	0	.323
Mar 28	LSU	*3b	4	2	1	0	0	0	0	1	0	0	0	0	0	1	1	0	1	0	.318
Mar 29	LSU	*3b	3	0	0	0	0	0	0	1	0	0	0	1	0	0	2	1	2	0	.304
Mar 30	LSU	*3b	2	1	0	0	0	0	0	2	0	0	0	0	0	0	1	1	3	0	.296
Apr 04	OLE MISS	*3b	4	1	1	2	0	0	1	0	0	0	0	0	0	0	2	0	0	0	.293
Apr 05	OLE MISS	*3b	4	1	2	2	1	0	0	0	0	0	0	0	0	0	1	3	1	0	.304
Apr 06	OLE MISS	*3b	2	1	0	0	0	0	0	3	0	0	0	0	0	1	0	1	2	0	.296
Apr 12	at Alabama	*3b	2	2	2	1	0	0	1	2	1	0	1	0	0	0	0	2	0	0	.313
Apr 13	at Alabama	*3b	4	1	1	1	0	0	1	0	0	0	0	0	0	0	1	0	0	0	.310
Apr 14	at Alabama	*3b	4	0	2	0	1	0	0	0	0	0	0	0	0	0	1	2	1	0	.319
Apr 16	TEXAS TECH	*3b	3	2	0	0	0	0	0	2	0	0	0	0	1	0	0	0	1	1	.309
Apr 19	at South Carolina	3b	0	0	0	0	0	0	0	0	0	0	0	0	0	0	0	0	0	0	.309
Apr 20	at South Carolina-2	3b	0	0	0	0	0	0	0	0	0	0	0	0	0	0	0	1	0	0	.309
Apr 26	FLORIDA	*3b	2	0	0	1	0	0	0	1	0	0	0	0	1	0	1	0	5	0	.302
Apr 27	FLORIDA-1	*3b	5	1	2	1	0	0	0	0	0	0	0	0	0	0	1	0	3	1	.307
Apr 27	FLORIDA-2	*3b	5	1	2	0	0	0	0	0	0	0	0	0	0	0	0	2	2	0	.311
Totals		30gs	106	28	33	18	6	0	5	23	2	0	4	2	1	3	19	26	45	7	.311

On base pct. .448 • Slugging pct. .509



#10 Peyton Stovall - 32 games (All games)

Date	Opponent	Pos	AB	R	H	RBI	2B	3B	HR	BB	SB	CS	HBP	SAC	SF	GDP	K	PO	A	E	Avg	
Mar 09	MCNEESE-1	*dh	4	0	1	0	0	0	0	0	0	0	0	0	0	0	1	0	0	0	.250	
Mar 09	MCNEESE-2	*dh	4	2	2	3	0	0	1	1	0	0	0	0	0	0	1	0	0	0	.375	
Mar 10	MCNEESE	*dh	5	2	2	2	0	0	0	0	0	0	0	0	0	0	0	0	0	0	.385	
Mar 12	ORAL ROBERTS	*2b	5	0	1	2	0	0	0	0	0	0	0	0	0	0	1	1	2	0	.333	
Mar 15	MISSOURI	*2b	3	1	0	0	0	0	0	1	0	0	0	0	0	0	1	1	1	0	.286	
Mar 16	MISSOURI	*2b	2	1	1	1	0	0	1	1	1	0	1	0	0	0	0	1	1	0	.304	
Mar 17	MISSOURI	*2b	5	2	2	1	1	0	0	0	0	0	0	0	0	0	1	3	2	0	.321	
Mar 21	at Auburn	*2b	2	0	0	0	0	0	0	1	0	1	1	0	0	0	0	1	4	0	.300	
Mar 22	at Auburn	*2b	4	0	1	1	0	0	0	0	0	0	0	0	1	0	1	1	3	0	.294	
Mar 23	at Auburn	*2b	5	1	2	0	0	0	0	0	0	0	0	0	0	0	2	0	6	0	.308	
Mar 26	LITTLE ROCK	*2b	3	2	1	2	0	0	1	1	0	0	0	0	0	0	1	1	3	0	.310	
Mar 28	LSU	*2b	4	0	2	1	0	0	0	1	0	0	0	0	0	0	2	2	0	0	.326	
Mar 29	LSU	*2b	5	0	3	1	2	0	0	0	0	0	0	0	0	0	1	3	6	0	.353	
Mar 30	LSU	*2b	4	1	2	3	0	0	1	1	0	0	0	0	0	0	1	3	5	0	.364	
Apr 02	ARKANSAS STAT	*2b/d	3	2	0	0	0	0	0	1	0	0	1	0	0	0	0	0	1	0	.345	
Apr 04	OLE MISS	*2b	3	1	1	0	0	0	0	1	0	0	0	0	0	0	0	1	0	0	.344	
Apr 05	OLE MISS	*2b	3	2	1	0	0	0	0	1	0	0	0	0	0	0	0	1	0	0	.344	
Apr 06	OLE MISS	*2b	4	0	1	1	1	0	0	1	0	0	0	0	0	0	1	1	1	0	.338	
Apr 09	SAN JOSE STATE	*2b	5	1	2	1	0	0	0	0	0	0	0	0	0	0	1	1	3	0	.342	
Apr 10	SAN JOSE STATE	*2b	4	1	4	2	1	0	0	0	1	0	0	0	1	0	0	3	3	0	.377	
Apr 12	at Alabama	*2b	5	0	0	0	0	0	0	0	0	0	0	0	0	0	2	1	3	0	.354	
Apr 13	at Alabama	*2b	5	1	2	1	1	0	1	0	0	0	0	0	0	0	0	1	1	0	.356	
Apr 14	at Alabama	*2b	4	0	0	0	0	0	0	0	0	0	0	0	0	0	1	0	4	0	.341	
Apr 16	TEXAS TECH	*2b	4	1	0	1	0	0	0	1	0	1	0	0	0	0	0	1	0	2	0	.326
Apr 17	TEXAS TECH	*2b	3	1	1	1	0	0	1	1	0	0	0	0	0	0	1	3	4	0	.327	
Apr 19	at South Carolina	*2b	4	0	1	0	0	0	0	1	0	0	0	0	0	0	1	1	0	0	.324	
Apr 20	at South Carolina-1	*2b	5	1	3	1	0	0	1	0	0	0	0	0	0	0	1	2	2	0	.336	
Apr 20	at South Carolina-2	*2b	5	1	1	0	0	0	0	0	0	0	0	0	0	0	1	0	2	0	.330	
Apr 23	vs UAPB	*2b	3	1	1	2	0	0	0	0	0	0	0	0	2	0	0	3	2	0	.330	
Apr 26	FLORIDA	*2b	4	0	1	0	0	0	0	0	0	0	0	0	0	0	3	1	1	0	.328	
Apr 27	FLORIDA-1	*2b	3	1	0	0	0	0	0	1	0	0	1	0	0	0	0	4	1	0	.320	
Apr 27	FLORIDA-2	*2b	5	1	3	3	2	0	0	0	0	0	0	0	0	0	1	0	3	0	.331	
Totals			32gs	127	27	42	30	8	7	15	2	2	4	0	4	0	27	40	66	0	.331	

On base pct. .407 • Slugging pct. .559

#25 Brady Tygart - 7 games (All games)

Date	Opponent	Pos	AB	R	H	RBI	2B	3B	HR	BB	SB	CS	HBP	SAC	SF	GDP	K	PO	A	E	Avg
Feb 24	vs Oklahoma State	*p	0	0	0	0	0	0	0	0	0	0	0	0	0	0	0	0	2	0	.000
Mar 02	MURRAY STATE	*p	0	0	0	0	0	0	0	0	0	0	0	0	0	0	0	0	1	0	.000
Mar 22	at Auburn	*p	0	0	0	0	0	0	0	0	0	0	0	0	0	0	0	0	2	0	.000
Apr 06	OLE MISS	*p	0	0	0	0	0	0	0	0	0	0	0	0	0	0	0	2	0	0	.000
Apr 14	at Alabama	*p	0	0	0	0	0	0	0	0	0	0	0	0	0	0	0	1	0	0	.000
Apr 20	at South Carolina-2	*p	0	0	0	0	0	0	0	0	0	0	0	0	0	0	0	0	2	0	.000
Apr 27	FLORIDA-1	*p	0	0	0	0	0	0	0	0	0	0	0	0	0	0	0	1	0	0	.000
Totals			7gs	0	0	0	0	0	0	0	0	0	0	0	0	0	0	4	7	0	.000

On base pct. .000 • Slugging pct. .000

#25 Brady Tygart - 11 appearances (All games)

Date	Opponent	GS	IP	H	R	ER	BB	SO	2B	3B	HR	WP	BK	HBP	IBB	Score	W-L	Sv	ERA	NP	
Feb 17	JAMES MADISON	*	5.0	2	1	1	2	4	0	0	0	0	0	3	0	15-5	1-0	0	1.80	78	
Feb 24	vs Oklahoma State	*	6.0	3	0	0	2	6	0	0	0	0	0	1	0	1-2	1-0	0	0.82	78	
Mar 02	MURRAY STATE	*	5.0	3	1	1	1	10	0	0	1	0	0	0	0	11-1	2-0	0	1.12	76	
Mar 09	MCNEESE-2	*	4.0	3	0	0	2	8	0	0	0	0	0	3	0	11-1	3-0	0	0.90	88	
Mar 16	MISSOURI	*	4.2	1	0	0	4	7	0	0	0	0	0	2	0	6-0	3-0	0	0.73	87	
Mar 22	at Auburn	*	3.2	3	3	3	5	4	1	0	0	1	1	0	0	6-5	3-0	0	1.59	76	
Mar 30	LSU	*	4.0	5	4	4	0	3	0	0	3	0	0	1	0	7-5	3-0	0	2.51	68	
Apr 06	OLE MISS	*	4.1	4	2	2	3	7	0	0	0	0	0	0	0	7-4	3-0	0	2.70	82	
Apr 14	at Alabama	*	5.0	5	1	1	2	3	0	0	0	2	0	1	0	0-5	3-1	0	2.59	87	
Apr 20	at South Carolina-2	*	6.0	4	2	2	2	6	3	0	0	1	0	1	0	9-6	4-1	0	2.64	85	
Apr 27	FLORIDA-1	*	6.0	3	2	2	4	6	0	0	0	1	0	1	1	6-5	4-1	0	2.68	96	
Totals			11	53.2	36	16	16	27	64	4	0	4	5	1	13	1	79-39	4-1	0	2.68	-



INDIVIDUAL GAME-BY-GAME

#4 Jack Wagner - 16 games (All games)

Date	Opponent	Pos	AB	R	H	RBI	2B	3B	HR	BB	SB	CS	HBP	SAC	SF	GDP	K	PO	A	E	Avg
Feb 16	JAMES MADISON	*dh	3	1	1	0	1	0	0	1	1	0	0	0	0	0	0	0	0	0	.333
Feb 18	JAMES MADISON	*1b	3	0	1	1	0	0	0	0	0	0	1	0	0	1	0	6	0	1	.333
Feb 24	vs Oklahoma State	1b	1	0	0	0	0	0	0	0	0	0	0	0	0	0	1	1	0	0	.286
Feb 27	GRAMBLING	ph/1	2	1	1	1	1	0	0	1	0	0	0	0	0	0	0	1	1	0	.333
Mar 03	MURRAY STATE	*1b	4	0	1	0	0	0	0	0	0	0	0	0	0	0	1	1	0	1	.308
Mar 26	LITTLE ROCK	*dh	3	1	1	2	0	0	1	0	0	0	0	0	1	0	0	0	0	0	.312
Mar 28	LSU	*dh	4	1	1	1	0	0	1	1	0	0	0	0	0	0	2	0	0	0	.300
Apr 02	ARKANSAS STAT	ph/1	1	0	0	0	0	0	0	0	0	0	0	0	0	0	1	1	0	0	.286
Apr 05	OLE MISS	*dh	2	0	0	0	0	0	0	0	0	0	0	0	0	0	2	0	0	0	.261
Apr 10	SAN JOSE STATE	*dh	4	2	2	1	0	0	1	1	0	0	0	0	0	0	0	0	0	0	.296
Apr 16	TEXAS TECH	*dh	2	1	2	1	0	0	0	1	0	0	1	0	0	0	0	0	0	0	.345
Apr 17	TEXAS TECH	*dh	2	0	0	1	0	0	0	1	0	0	0	0	1	0	1	0	0	0	.323
Apr 19	at South Carolina	*dh	2	0	0	1	0	0	0	0	0	0	0	0	1	0	1	0	0	0	.303
Apr 20	at South Carolina-1	ph/d	2	0	1	0	0	0	0	0	0	0	0	0	0	0	0	0	0	0	.314
Apr 20	at South Carolina-2	*dh	4	1	0	1	0	0	0	0	0	0	0	0	0	0	0	0	0	0	.282
Apr 27	FLORIDA-1	*dh	2	0	0	0	0	0	0	0	0	0	0	0	0	0	1	0	0	0	.268
Totals		12gs	41	8	11	10	2	0	3	6	1	0	2	0	3	1	10	10	1	2	.268

On base pct. .365 • Slugging pct. .537

#8 Hudson White - 31 games (All games)

Date	Opponent	Pos	AB	R	H	RBI	2B	3B	HR	BB	SB	CS	HBP	SAC	SF	GDP	K	PO	A	E	Avg
Feb 16	JAMES MADISON	*c	3	1	1	1	0	0	1	1	0	0	0	0	0	0	1	13	0	0	.333
Feb 17	JAMES MADISON	*dh	4	2	2	2	2	0	0	2	0	0	0	0	0	0	0	0	0	0	.429
Feb 18	JAMES MADISON	*c	3	0	1	0	1	0	0	2	0	0	0	0	0	0	1	15	2	0	.400
Feb 19	JAMES MADISON	*dh	4	2	1	0	1	0	0	0	0	0	0	0	0	0	0	0	0	0	.357
Feb 23	vs Oregon State	*c	4	0	0	0	0	0	0	0	0	0	0	0	0	0	3	23	0	0	.278
Feb 24	vs Oklahoma State	*dh	6	0	0	0	0	0	0	1	0	0	0	0	0	0	0	0	0	0	.208
Feb 27	GRAMBLING	*dh	3	1	1	2	0	0	0	0	0	0	0	0	0	0	0	0	0	0	.222
Mar 01	MURRAY STATE	*c	4	0	0	0	0	0	0	0	0	0	0	0	0	0	0	19	1	0	.194
Mar 03	MURRAY STATE	*c	3	1	1	0	0	0	0	0	0	0	0	0	0	0	1	16	1	0	.206
Mar 05	UCA	ph/c	1	0	0	1	0	0	0	0	0	0	0	0	1	0	1	1	0	0	.200
Mar 09	MCNEESE-1	*c	4	0	2	1	1	0	0	0	0	0	0	0	0	1	0	14	1	0	.231
Mar 10	MCNEESE	*c	1	2	0	1	0	0	0	2	0	0	1	0	0	0	1	8	0	0	.225
Mar 15	MISSOURI	*c	4	0	1	0	0	0	0	0	0	0	0	0	0	0	1	12	1	0	.227
Mar 17	MISSOURI	*c	3	1	1	1	1	0	0	0	0	0	1	0	0	0	0	13	1	0	.234
Mar 21	at Auburn	*c	4	0	3	0	0	0	0	0	0	1	0	0	0	0	0	17	0	0	.275
Mar 22	at Auburn	*dh	4	0	0	0	0	0	0	0	0	0	0	0	0	0	2	0	0	0	.255
Mar 23	at Auburn	*c	4	1	1	0	0	0	0	0	0	0	1	0	0	0	1	6	0	1	.254
Mar 28	LSU	*c	3	1	1	0	0	0	0	2	0	0	0	0	0	0	1	18	1	0	.258
Mar 29	LSU	*c	5	0	2	1	1	0	0	0	0	0	0	0	0	0	1	13	0	0	.269
Mar 30	LSU	*dh	4	0	1	0	0	0	0	0	0	0	0	0	0	0	0	0	0	0	.268
Apr 04	OLE MISS	*c	4	0	0	0	0	0	0	0	0	0	0	0	0	0	0	16	0	0	.253
Apr 06	OLE MISS	*c	3	1	1	0	0	0	0	1	0	0	0	0	0	0	0	15	0	0	.256
Apr 12	at Alabama	*c	3	0	1	1	0	0	0	0	0	0	1	0	0	0	0	9	1	0	.259
Apr 13	at Alabama	*c	4	0	0	0	0	0	0	0	0	0	0	0	0	0	2	7	2	0	.247
Apr 16	TEXAS TECH	*c	4	0	1	1	1	0	0	0	0	0	0	0	0	1	0	15	1	0	.247
Apr 19	at South Carolina	*c	3	0	1	0	0	0	0	1	0	0	0	0	0	0	1	16	0	0	.250
Apr 20	at South Carolina-1	*c	4	0	1	0	0	0	0	0	0	0	0	0	0	0	0	9	0	0	.250
Apr 20	at South Carolina-2	c	0	0	0	0	0	0	0	0	0	0	0	0	0	0	0	3	0	0	.250
Apr 23	vs UAPB	*dh	3	1	0	0	0	0	0	1	0	0	0	0	0	0	1	0	0	0	.242
Apr 26	FLORIDA	*c	3	0	0	0	0	0	0	0	0	0	0	0	0	0	1	15	0	0	.235
Apr 27	FLORIDA-1	pr/c	1	1	1	0	0	0	0	0	0	0	0	0	0	0	0	4	0	0	.243
Totals		28gs	103	15	25	12	8	0	1	13	0	1	4	0	1	2	19	297	12	1	.243

On base pct. .347 • Slugging pct. .350



#1 Ty Wilmsmeyer - 35 games (All games)

Date	Opponent	Pos	AB	R	H	RBI	2B	3B	HR	BB	SB	CS	HBP	SAC	SF	GDP	K	PO	A	E	Avg
Feb 16	JAMES MADISON	*of	4	0	1	0	0	0	0	0	0	0	0	0	0	0	2	0	0	0	.250
Feb 17	JAMES MADISON	*of	5	2	3	5	0	0	1	0	0	0	0	0	0	0	0	5	0	0	.444
Feb 18	JAMES MADISON	*of	3	0	1	0	0	0	0	1	0	1	0	0	0	0	1	3	0	0	.417
Feb 19	JAMES MADISON	*of	3	1	0	0	0	0	0	1	0	0	0	0	0	1	0	2	0	0	.333
Feb 23	vs Oregon State	*of	4	0	1	0	0	0	0	0	0	0	0	0	0	0	2	0	0	0	.316
Feb 24	vs Oklahoma State	*of	4	0	1	0	0	0	0	1	1	0	0	1	0	0	0	1	0	0	.304
Feb 25	vs Michigan	*of	3	0	0	0	0	0	0	0	0	0	1	0	0	0	2	1	0	0	.269
Mar 01	MURRAY STATE	*of	3	0	0	0	0	0	0	0	0	0	0	0	0	0	1	1	0	0	.241
Mar 05	UCA	pr/of	0	0	0	0	0	0	0	1	0	0	0	0	0	0	0	0	0	0	.241
Mar 09	MCNEESE-1	*of	2	0	0	0	0	0	0	0	0	0	0	0	0	0	2	1	0	0	.226
Mar 10	MCNEESE	*of	3	2	2	2	0	0	0	1	0	0	0	0	0	0	0	2	0	0	.265
Mar 12	ORAL ROBERTS	*of	2	1	0	0	0	0	0	1	0	0	0	1	0	0	1	2	0	0	.250
Mar 15	MISSOURI	*of	4	0	0	0	0	0	0	0	0	0	0	0	0	0	2	2	0	0	.225
Mar 16	MISSOURI	pr/of	1	1	0	0	0	0	0	0	0	0	0	0	0	0	0	1	0	0	.220
Mar 17	MISSOURI	*of	2	2	1	0	0	0	0	1	0	0	1	0	0	0	0	0	0	0	.233
Mar 21	at Auburn	*of	4	0	1	0	0	0	0	0	0	0	0	0	0	0	0	1	0	0	.234
Mar 22	at Auburn	*of	4	0	2	0	0	0	0	0	0	0	0	0	0	0	1	1	0	0	.255
Mar 23	at Auburn	*of	4	0	0	0	0	0	0	0	0	0	0	0	0	0	1	4	1	0	.236
Mar 28	LSU	*of	3	1	2	1	0	0	0	1	0	0	0	0	0	0	0	1	0	0	.259
Mar 29	LSU	*of	4	1	1	1	1	1	0	0	0	0	0	0	0	0	3	2	0	0	.258
Mar 30	LSU	*of	4	1	1	3	0	0	0	0	0	0	0	0	0	1	0	2	0	0	.258
Apr 04	OLE MISS	*of	3	0	0	0	0	0	0	0	0	0	0	0	0	0	1	1	0	0	.246
Apr 05	OLE MISS	*of	3	0	0	0	0	0	0	1	0	0	0	0	0	0	2	4	1	0	.236
Apr 06	OLE MISS	*of	4	0	1	0	0	0	0	0	0	0	0	0	0	0	0	3	0	0	.237
Apr 09	SAN JOSE STATE	of	0	0	0	0	0	0	0	0	0	0	0	0	0	0	0	0	0	0	.237
Apr 12	at Alabama	*of	4	0	0	0	0	0	0	0	0	0	0	0	0	0	2	3	0	0	.225
Apr 13	at Alabama	*of	4	0	0	0	0	0	0	0	0	0	0	0	0	0	0	4	0	0	.214
Apr 14	at Alabama	*of	2	0	0	0	0	0	0	0	0	0	0	0	0	0	1	1	0	0	.209
Apr 16	TEXAS TECH	pr/of	0	1	0	0	0	0	0	0	0	0	0	0	0	0	0	1	0	0	.209
Apr 17	TEXAS TECH	pr/of	0	0	0	0	0	0	0	0	0	0	0	0	0	0	0	0	0	0	.209
Apr 19	at South Carolina	*of	1	0	0	0	0	0	0	1	0	0	0	0	0	0	1	1	0	0	.207
Apr 20	at South Carolina-2	of	1	0	0	0	0	0	0	0	0	0	0	0	0	0	0	1	0	0	.205
Apr 23	vs UAPB	*of	1	1	0	0	0	0	0	0	1	0	1	0	0	0	1	1	0	0	.202
Apr 26	FLORIDA	*of	1	1	0	0	0	0	0	1	0	0	1	0	0	0	0	3	0	0	.200
Apr 27	FLORIDA-1	*of	2	0	0	0	0	0	0	0	0	0	0	0	0	0	1	0	0	0	.196
Totals		29gs	92	15	18	12	1	0	1	11	2	1	4	2	0	2	27	55	2	0	.196

On base pct. .308 • Slugging pct. .239

#45 Gage Wood - 2 games (All games)

Date	Opponent	Pos	AB	R	H	RBI	2B	3B	HR	BB	SB	CS	HBP	SAC	SF	GDP	K	PO	A	E	Avg
Feb 27	GRAMBLING	p	0	0	0	0	0	0	0	0	0	0	0	0	0	0	0	1	0	0	.000
Mar 10	MCNEESE	p	0	0	0	0	0	0	0	0	0	0	0	0	0	0	0	2	1	0	.000
Totals		0gs	0	0	0	0	0	0	0	0	0	0	0	0	0	0	0	3	1	0	.000

On base pct. .000 • Slugging pct. .000

#45 Gage Wood - 15 appearances (All games)

Date	Opponent	GS	IP	H	R	ER	BB	SO	2B	3B	HR	WP	BK	HBP	IBB	Score	W-L	Sv	ERA	NP
Feb 16	JAMES MADISON		2.1	1	0	0	0	4	0	0	0	0	0	0	0	6-4	0-0	1	0.00	36
Feb 23	vs Oregon State		1.0	2	1	1	0	1	0	0	1	0	0	0	0	5-4	1-0	1	2.70	16
Feb 27	GRAMBLING		1.0	0	0	0	0	2	0	0	0	0	0	0	0	21-1	1-0	1	2.08	21
Mar 03	MURRAY STATE		0.1	3	1	1	0	1	0	0	0	0	0	0	0	5-3	1-0	1	3.86	23
Mar 05	UCA		1.0	0	0	0	1	1	0	0	0	0	0	0	0	9-7	1-0	1	3.18	14
Mar 10	MCNEESE		2.1	3	1	1	0	3	0	1	0	0	0	0	0	18-5	2-0	1	3.38	33
Mar 17	MISSOURI		1.0	0	0	0	1	1	0	0	0	0	0	0	0	9-1	2-0	1	3.00	16
Mar 22	at Auburn		0.2	2	0	0	0	2	1	0	0	0	0	1	0	6-5	2-0	1	2.79	23
Apr 02	ARKANSAS STAT		1.0	0	0	0	0	2	0	0	0	0	0	0	0	13-0	2-0	1	2.53	11
Apr 05	OLE MISS		2.0	0	0	0	1	5	0	0	0	0	0	0	0	8-3	2-0	1	2.13	33
Apr 09	SAN JOSE STATE		1.0	0	0	0	0	1	0	0	0	0	0	0	0	5-1	2-0	1	1.98	10
Apr 13	at Alabama		1.0	1	1	0	0	1	1	0	0	0	0	2	0	3-4	2-1	1	1.84	18
Apr 16	TEXAS TECH		2.1	2	1	1	0	4	1	0	0	0	0	0	0	9-8	2-1	1	2.12	34
Apr 20	at South Carolina-2		1.0	1	1	1	0	1	1	0	0	0	0	0	0	9-6	2-1	1	2.50	23
Apr 27	FLORIDA-1		0.1	2	1	0	1	1	0	0	0	0	0	1	0	6-5	2-1	1	2.45	12
Totals		0	18.1	17	7	5	4	30	4	1	1	0	0	3	1	132-57	2-1	1	2.45	-



2024 SCHEDULE / RESULTS

	Opponent	Score	Winning Pitcher	Losing Pitcher	Save	Attendance	Time
FEB.							
16	James Madison	W, 6-4	McEntire (1-0)	Mozoki (0-1)	Wood (1)	9,432	2:33
17	James Madison	W, 15-5 (8)	Tygart (1-0)	Kuhle (0-1)	Frank (1)	10,096	2:59
18	James Madison	L, 7-3	Vogatsky (1-0)	Gaeckle (0-1)		9,134	3:19
19	James Madison	W, 4-0	Fisher (1-0)	Smith (0-1)		8,648	2:08
23	vs. #7 Oregon State ^	W, 5-4	Wood (1-0)	Hutcheson (0-1)	Faherty (1)	13,038	2:39
24	vs. Oklahoma State ^	L, 2-1 (14)	Molsky (1-0)	Fisher (1-1)		16,271	4:02
25	vs. Michigan ^	W, 4-3	Molina (1-0)	Vigue (0-1)	Frank (2)	7,459	2:42
27	Grambling	W, 21-1 (7)	Fisher (2-1)	Peguero (0-2)		8,913	2:34

MARCH

1	Murray State	W, 5-1	Smith, H. (1-0)	Vernon (1-1)	Gaeckle (1)	9,215	2:18
2	Murray State	W, 11-1 (8)	Tygart (2-0)	Valero (1-2)		11,048	2:35
3	Murray State	W, 5-3	Molina (2-0)	Fender (0-1)	McEntire (1)	9,396	2:53
5	UCA	W, 9-7	Fisher (3-1)	Parlin (0-2)	Gaeckle (2)	8,948	2:42
9	McNeese State [DH-1]	W, 3-1	Smith, H. (2-0)	LeJeune (2-1)	Gaeckle (3)	11,031	2:42
9	McNeese State [DH-2]	W, 11-1 (8)	Tygart (3-0)	Voss (0-3)	Frank (3)	11,031	2:44
10	McNeese State	W, 18-5 (7)	Wood (2-0)	Morrow (3-1)		9,296	2:41
12	Oral Roberts	W, 4-2	Fisher (4-1)	Sanford (1-2)	Gaeckle (4)	9,401	2:37
15	Missouri *	W, 8-0	Smith, H. (3-0)	Lunceford (1-1)		10,109	2:27
16	Missouri *	W, 6-0	McEntire (2-0)	Mayer (0-4)		10,434	2:26
17	Missouri *	W, 9-1	Molina (3-0)	Rustad (3-2)		9,867	2:39
21	at #23 Auburn *	W, 1-0	Smith, H. (4-0)	McBride (3-1)	Gaeckle (5)	4,410	2:34
22	at #23 Auburn *	W, 6-5	Dossett (2-0)	Armstrong (0-1)	McEntire (2)	4,006	3:45
23	at #23 Auburn *	L, 8-6	Carlson (2-0)	Gaeckle (0-2)	Cannon (1)	5,087	2:57
26	Little Rock	W, 11-0 (7)	Bybee (1-0)	Stubber (4-1)		8,537	2:18
28	#8 LSU *	W, 7-4	Smith, H. (5-0)	Ulloa (0-1)	Hewlett (1)	11,027	3:18
29	#8 LSU *	W, 4-3 (10)	Hewlett (1-0)	Hurd (1-4)		11,156	3:16
30	#8 LSU *	W, 7-5	Frank (1-0)	Ackenhausen (2-3)	McEntire (3)	10,924	2:51

APRIL

2	Arkansas State	W, 13-0 (7)	Fisher (5-1)	Turner (1-2)		8,988	2:17
4	Ole Miss *	W, 5-2	Smith, H. (6-0)	Maddox (2-3)	Hewlett (2)	10,231	2:29
5	Ole Miss *	W, 8-3	Frank (2-0)	Doyle (2-2)		11,234	3:13
6	Ole Miss *	W, 7-4	Gaeckle (1-2)	Spencer (0-2)	McEntire (4)	11,184	3:29
9	San Jose State *	W, 5-1	Bybee (2-0)	Chase (1-1)		8,931	2:25
10	San Jose State *	W, 8-2	Fisher (6-1)	Albanese (1-1)		8,617	2:36
12	at #25 Alabama *	W, 5-3	Smith, H. (7-0)	Hess (3-3)	Gaeckle (6)	5,524	2:54
13	at #25 Alabama *	L, 4-3 (10)	Davis (3-1)	Wood (2-1)		5,800	2:55
14	at #25 Alabama *	L, 5-0	Adams (3-2)	Tygart (3-1)		3,959	2:15
16	Texas Tech	W, 9-8	Gaeckle (2-2)	Hutyra (4-1)		9,770	3:39
17	Texas Tech	W, 5-4	Dossett (2-0)	Bridges (0-1)	Hewlett (3)	9,645	2:51
19	at #20 South Carolina *	W, 2-1	Smith, H. (8-0)	Good (4-1)	Hewlett (4)	8,242	3:19
20	at #20 South Carolina * [DH-1]	L, 6-3	Becker (5-2)	Molina (3-1)	McCreery (1)	7,207	3:09
20	at #20 South Carolina * [DH-2]	W, 9-6	Tygart (4-1)	Eskew (2-3)		6,719	2:54
23	vs. UAPB @	W, 11-1 (7)	Dossett (3-0)	McClendon (1-7)		9,293	2:07
26	Florida *	W, 2-1	Gaeckle (3-2)	McNeillie (3-6)		10,551	2:29
27	Florida * [DH-1]	W, 6-5	McEntire (3-0)	Slater (3-2)	Foutch (1)	11,160	3:07
27	Florida * [DH-2]	L, 9-5	Clemente (2-0)	Bybee (2-1)		11,160	2:59
30	Missouri State						

MAY

1	Missouri State						
3	at #8 Kentucky *						
4	at #8 Kentucky *						
5	at #8 Kentucky *						
10	Mississippi State *						
11	Mississippi State *						
12	Mississippi State *						
16	at Texas A&M *						
17	at Texas A&M *						
18	at Texas A&M *						

* SEC opponent / ^ Kubota College Baseball Series (Globe Life Field in Arlington, Texas) / @ Game played at Dickey-Stephens Park in North Little Rock, Ark.