



# ARKANSAS BASEBALL

ArkansasRazorbacks.com ||| @RazorbackBSB ||| Contact: Oliver Grigg (ogrigg@uark.edu)

## 2024 SCHEDULE & RESULTS

### FEBRUARY

16	JAMES MADISON	SECN+	W, 6-4
17	JAMES MADISON	SECN+	W, 15-5 (8)
18	JAMES MADISON	SECN+	L, 7-3
19	JAMES MADISON	SECN+	W, 4-0
23	vs. #7 Oregon State ^	FloBaseball	W, 5-4
24	vs. Oklahoma State ^	FloBaseball	L, 2-1 (14)
25	vs. Michigan ^	FloBaseball	W, 4-3
27	GRAMBLING	SECN+	W, 21-1 (7)

### MARCH

1	MURRAY STATE	SECN+	W, 5-1
2	MURRAY STATE	SECN+	W, 11-1 (8)
3	MURRAY STATE	SECN+	W, 5-3
5	UCA	SECN+	W, 9-7
9	McNEESE [DH-1]	SECN+	W, 3-1
9	McNEESE [DH-2]	SECN+	W, 11-1 (8)
10	McNEESE	SECN+	W, 18-5 (7)
12	ORAL ROBERTS	SECN+	W, 4-2
15	MISSOURI *	SECN+	W, 8-0
16	MISSOURI *	SECN+	W, 6-0
17	MISSOURI *	SECN+	W, 9-1
21	#23 Auburn *	SECN	W, 1-0
22	#23 Auburn *	SECN+	W, 6-5
23	#23 Auburn *	SECN+	L, 8-6
26	LITTLE ROCK	SECN+	W, 11-0 (7)
28	#8 LSU *	ESPN2	W, 7-4
29	#8 LSU *	SECN	W, 4-3 (10)
30	#8 LSU *	SECN+	W, 7-5

### APRIL

2	ARKANSAS STATE	SECN+	W, 13-0 (7)
4	OLE MISS *	SECN	W, 5-2
5	OLE MISS *	SECN+	W, 8-3
6	OLE MISS *	SECN+	W, 7-4
9	SAN JOSE STATE	SECN+	W, 5-1
10	SAN JOSE STATE	SECN+	W, 8-2
12	#25 Alabama *	SECN+	W, 5-3
13	#25 Alabama *	SECN+	L, 4-3 (10)
14	#25 Alabama *	SECN+	L, 5-0
16	TEXAS TECH	ESPN2	W, 9-8
17	TEXAS TECH	SECN	W, 5-4
19	#20 South Carolina *	SECN+	W, 2-1
20	#20 South Carolina * [DH-1]	SECN+	L, 6-3
20	#20 South Carolina * [DH-2]	SECN+	W, 9-6
23	vs. UAPB @	SECN+	W, 11-1 (7)
26	FLORIDA *	SECN	W, 2-1
27	FLORIDA * [DH-1]	ESPN2	W, 6-5
27	FLORIDA * [DH-2]	SECN+	L, 9-5
30	MISSOURI STATE	SECN+	W, 12-7

### MAY

1	MISSOURI STATE	SECN+	W, 8-5
3	#8 Kentucky *	SECN+	W, 10-3
4	#8 Kentucky *	SECN+	L, 11-3
5	#8 Kentucky *	SECN+	L, 7-4
10	#14 MISSISSIPPI STATE *	SECN+	W, 7-5
11	#14 MISSISSIPPI STATE *	SECN+	L, 8-5
12	#14 MISSISSIPPI STATE *	SECN	W, 9-6
16	#5 Texas A&M *	ESPN2	7 p.m.
17	#5 Texas A&M *	SECN	7 p.m.
18	#5 Texas A&M *	SECN	2 p.m.

All times Central; Home game in **BOLD**; \* - SEC opponent

^ - Kubota College Baseball Series (Globe Life Field in Arlington, Texas)

@ - Game played at Dickey-Stephens Park in North Little Rock, Ark.

## GAME 53 ||| #3 ARKANSAS vs. #5 TEXAS A&M ||| MAY 16

BRYAN-COLLEGE STATION, TEXAS ||| OLSEN FIELD AT BLUE BELL PARK ||| ESPN2



**42-10**  
19-8 SEC

### ARKANSAS RAZORBACKS

In the Polls.....3 (BA) | 3 (D1Baseball)  
.....2 (NCBWA) | 3 (PG) | 2 (USA Today)  
Head Coach.....Dave Van Horn  
Career Record.....1,466-691 (36th season)  
Record at Arkansas.....881-451 (22nd season)



**42-10**  
17-10 SEC

### TEXAS A&M AGGIES

In the Polls.....5 (BA) | 5 (D1Baseball)  
.....4 (NCBWA) | 8 (PG) | 4 (USA Today)  
Head Coach.....Jim Schlossnagle  
Career Record.....935-450 (23rd season)  
Record at Texas A&M.....124-57 (3rd season)

## ON THE MOUND

Arkansas LHP Hagen Smith (9-0, 1.65 ERA)

vs.

Texas A&M LHP Ryan Prager (8-1, 2.71 ERA)

## LEADING OFF

### THE RACE COMES DOWN TO THIS

- The race for the SEC Western Division title comes down to the final weekend.
- Division leader No. 3 Arkansas takes its two-game lead on the road this weekend to No. 5 Texas A&M.
- First pitch in the series opener between the Hogs and Aggies is scheduled for 7 p.m. Thursday, May 16, on ESPN2 with Tom Hart (play-by-play) and Kyle Peterson (analyst) on the call.

### TITLE TALK

- The Razorbacks enter this weekend's series seeking their fifth divisional crown in the last six full seasons.
- Arkansas has won the SEC Western Division title eight times in program history, including seven times - 2004, 2007, 2011, 2018, 2019, 2021, 2023 - under head coach Dave Van Horn.
- The Hogs have a two-game lead over Texas A&M in the SEC Western Division standings and can clinch the division outright with one win this weekend.
- Arkansas is one game behind Kentucky and tied with Tennessee for second in the SEC overall standings.
- The Razorbacks have won the SEC overall title four times - 1999, 2004, 2021, 2023 - in school history, including three times in the DVH era.

### HISTORY LESSON

- Arkansas maintains a 50-47 overall series record against Texas A&M, including a 22-23 record in games played in Bryan-College Station.
- Under head coach Dave Van Horn, the Hogs are 22-15 overall and 7-9 on the road against the Aggies.
- Since 2017, Arkansas is 13-7 overall against Texas A&M.
- The Razorbacks, however, have lost each of their last two weekend series in Bryan-College Station and are seeking their first road series win against the Aggies since 2017.

### IT JUST MEANS MORE WINS

- Arkansas is 19-8 through 27 games of league play, tied for its second-best 27-game SEC mark in school history.
- The Hogs have posted a 19-8 record through 27 SEC games three times - 2019, 2021, 2024 - since joining the conference in 1992.
- With one win in this weekend's series against Texas A&M, Arkansas can clinch its fifth 20-win SEC season in school history.
- Arkansas has finished with 20-plus SEC victories four times - 1999 (22), 2019 (20), 2021 (22), 2023 (20) - since joining the conference in 1992.



Arkansas ace **Hagen Smith** matched **Jess Todd's** single-game program record for strikeouts after his 17-strikeout performance against No. 7 Oregon State on Feb. 23.

## H. SMITH

- Junior **LHP Hagen Smith**, the Razorback ace and team captain, has made his case as the best pitcher in all of college baseball.
- A two-time SEC Pitcher of the Week this season, Smith is just the fourth pitcher in Razorback history to earn the conference's top weekly honor multiple times in a season, joining David Walling (1999), Nick Schmidt (2006) and Kevin Koppes (2021).
- Smith, who earned the start on Opening Day for the second season in a row, was the first Arkansas pitcher to make consecutive season-opening starts since Blaine Knight did so in 2017-18.
- In one of the greatest pitching performance in school history, Smith tied an Arkansas single-game record with his 17-strikeout gem against nationally ranked Oregon State (Feb. 23) in the Kubota College Baseball Series at Globe Life Field in Arlington, Texas.
- Smith, named the SEC Pitcher of the Week for his effort, threw just 78 pitches in six innings and matched Jess Todd's program record for strikeouts in a game, doing so in 40 fewer pitches than Todd threw against South Carolina (May 24, 2007) in the SEC Tournament.
- Smith was named the SEC Pitcher of the Week for the second time this season after firing six scoreless innings with 12 strikeouts, his fourth double-digit strikeout game of the season, in Arkansas' series-opening shutout road win against Auburn (March 21).
- It took Smith only 52.2 innings in 2024 to record his 100th strikeout of the season. He hit the century mark during his 11-strikeout performance on the road at #20 South Carolina (April 19).
- Smith was a consensus All-American in 2023 after posting an 8-2 record with a 3.64 ERA, a team-leading 109 strikeouts and two saves in 71.2 innings of work during his outstanding sophomore campaign.
- In SEC play, Smith made 11 appearances with five starts, and went 5-1 record with a 3.07 ERA. The left-hander totaled 65 strikeouts over 44 innings and held opposing hitters to a .201 batting average.
- Smith was one of two starting pitchers, along with LSU ace Paul Skenes, to receive All-SEC first-team honors one season ago.
- The Bullard, Texas, native became Arkansas' first starting pitcher to earn All-SEC first-team accolades since RHP Ryne Stanek in 2013.

## SOON-TO-BE STRIKEOUT KING?

- **LHP Hagen Smith**, who has 136 strikeouts in 71.0 innings this season, has racked up 335 strikeouts in 220.0 career innings of work.
- Smith, who is second on Arkansas' career strikeouts list (335), is just 10 strikeouts shy of tying Nick Schmidt, who ranks first on Arkansas' career strikeouts list with 345 career punchouts.
- He surpassed the 300-strikeout plateau against Florida (April 26) to become one of three Hog pitchers with 300-plus career strikeouts.

## SMITH'S 2024 SEASON (13 APPEARANCES/13 STARTS)

DATE	OPPONENT	W-L-S	IP	H	R	ER	BB	SO	NP/S
2/16	James Madison *	ND	1.0	1	3	3	2	2	42/25
2/23	vs. #17 Oregon St. *	ND	6.0	3	0	0	1	17	78/59
3/1	Murray State *	W	6.0	1	1	1	1	12	81/54
3/9	McNeese [DH-1]*	W	4.0	1	0	0	3	9	64/38
3/15	Missouri *	W	6.0	2	0	0	1	10	99/65
3/21	at #23 Auburn *	W	6.0	3	0	0	2	12	87/56
3/28	#8 LSU *	W	6.0	5	2	2	0	10	97/65
4/4	Ole Miss *	W	6.0	4	2	2	4	11	105/68
4/12	at #25 Alabama *	W	6.0	2	0	0	3	6	96/56
4/19	at #20 South Carolina *	W	6.0	2	1	1	5	11	99/60
4/26	Florida *	ND	7.0	2	1	0	1	11	96/68
5/3	at #8 Kentucky *	W	6.0	3	1	1	2	14	101/70
5/10	#14 Mississippi St. *	ND	5.0	4	3	3	4	11	94/58

## SMITH'S 2023 SEASON (18 APPEARANCES/11 STARTS)

DATE	OPPONENT	W-L-SV	IP	H	R	ER	BB	SO	NP/S
2/17	vs. Texas *	ND	5.0	1	0	0	2	8	68/44
2/24	Eastern Illinois *	W	4.2	3	0	0	3	6	97/56
3/3	Wright State *	W	4.2	3	1	1	5	7	105/61
3/10	Louisiana Tech *	W	5.0	4	2	2	4	7	86/55
3/17	Auburn	SV	3.0	0	0	0	2	5	44/26
3/19	Auburn	ND	0.2	0	0	0	0	1	7/5
3/24	at #1 LSU	W	4.2	5	3	3	3	8	80/49
4/1	Alabama	W	3.0	5	2	2	1	3	52/36
4/7	at Ole Miss [DH-2] *	L	5.0	4	4	4	2	7	69/45
4/14	#16 Tennessee	SV	3.0	1	0	0	0	7	55/38
4/22	at Georgia *	ND	5.0	3	2	2	3	8	96/54
4/27	Texas A&M	W	4.0	2	0	0	2	4	70/43
5/5	at Mississippi State *	W	5.0	2	2	1	5	8	112/62
5/12	#6 South Carolina *	ND	5.2	4	1	1	3	7	94/58
5/18	at #12 Vanderbilt *	W	5.0	5	2	2	2	7	84/57
5/25	vs. #5 LSU *	ND	3.2	5	2	2	1	9	76/49
6/4	#17 TCU *	L	1.0	6	8	8	2	1	42/23
6/5	#17 TCU	ND	3.2	3	1	1	2	6	67/45

## SMITH'S 2022 SEASON (20 APPEARANCES/15 STARTS)

DATE	OPPONENT	W-L-S	IP	H	R	ER	BB	SO	NP/S
2/19	Illinois State *	W	6.0	5	0	0	1	5	77/56
2/27	vs. #6 Stanford *	L	2.1	6	3	3	2	3	58/33
3/5	Southeastern [DH-1] * W	7.0	2	2	2	3	9	97/61	
3/12	UIC *	W	5.0	4	1	1	3	8	100/58
3/19	Kentucky *	W	6.0	5	3	3	3	7	92/54
3/26	at Missouri *	ND	5.0	6	3	3	3	5	96/59
4/2	Mississippi State *	W	6.0	3	3	3	3	7	87/54
4/8	at Florida *	L	4.1	7	7	6	2	1	77/48
4/15	#15 LSU *	W	7.0	2	0	0	1	7	98/64
4/23	at Texas A&M *	ND	3.0	2	1	1	5	1	70/32
4/30	Ole Miss *	ND	6.0	7	2	2	2	8	98/58
5/7	at #19 Auburn *	ND	4.0	3	2	2	3	4	81/47
5/14	#24 Vanderbilt *	ND	2.2	4	5	5	4	3	67/37
5/21	at Alabama	ND	1.1	3	5	5	2	4	37/21
5/27	vs. Florida	ND	1.0	0	0	0	0	2	16/10
6/4	at #6 Oklahoma St. *	ND	1.1	1	2	2	4	1	46/22
6/6	at #6 Oklahoma St.	SV	2.0	0	0	0	1	4	35/23
6/11	at #11 UNC	SV	1.0	1	0	0	0	1	19/14
6/12	at #11 UNC	ND	1.1	3	1	1	0	2	31/22
6/22	vs. Ole Miss *	W	5.0	2	1	1	4	8	90/56

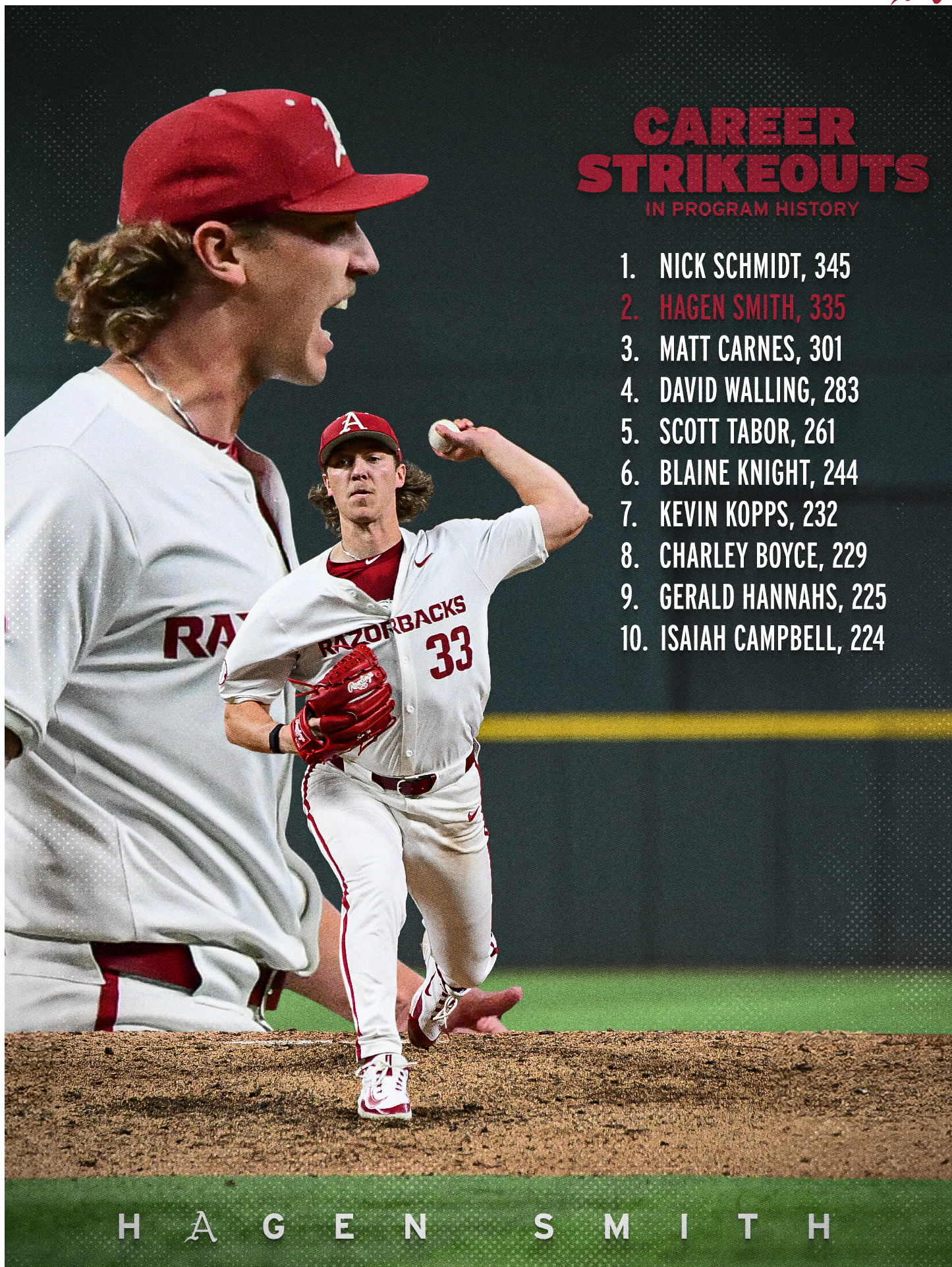
\* Indicates start



# CAREER STRIKEOUTS

IN PROGRAM HISTORY

1. NICK SCHMIDT, 345
2. HAGEN SMITH, 335
3. MATT CARNES, 301
4. DAVID WALLING, 283
5. SCOTT TABOR, 261
6. BLAINE KNIGHT, 244
7. KEVIN KOPPS, 232
8. CHARLEY BOYCE, 229
9. GERALD HANNAHS, 225
10. ISAIAH CAMPBELL, 224



H A G E N S M I T H

# A ||| RAZORBACK NOTES

## HAGEN CHASING HISTORY

- **LHP Hagen Smith** will undoubtedly leave Arkansas as one of the most accomplished pitchers in the program's entire history.
- In addition to chasing the program's career strikeouts record, Smith is in or approaching the top 10 in numerous pitching categories, including career victories, games started and innings pitched.

Rank	Career Victories	Player
1.	34	Scott Tabor (1979-82)
2.	30	Charley Boyce (2003-06)
3.	28	Nick Schmidt (2005-07)
4.	26	Dennis Fletcher (1986-89)
5.	25	Brian Cook (1990-93)
<b>6.</b>	<b>24</b>	<b>Hagen Smith (2022-present)</b>
	24	Blaine Knight (2016-18)
	24	Matt Carnes (1995-97)
9.	23	Doug Bennett (1989-91)
	23	Kevin Campbell (1984-86)
	23	Steve Krueger (1979-80)
	23	Rich Erwin (1976-79)

Rank	Career Games Started	Player
1.	55	Charley Boyce (2003-06)
2.	52	Nick Schmidt (2005-07)
3.	49	Randall Fant (2010-13)
4.	46	Kevin Campbell (1984-86)
	46	Scott Tabor (1979-82)
6.	45	Ryne Stanek (2011-13)
7.	44	Dennis Fletcher (1986-89)
8.	43	Charlie Isaacson (1999-02)
9.	42	Blaine Knight (2016-18)
	42	Barry Lunney Jr. (1993-97)
	42	Brent Birch (1990-93)
	42	Brian Cook (1990-93)

--- **39** **Hagen Smith (2022-present)**

Rank	Career Innings Pitched	Player
1.	383.1	Charley Boyce (2003-06)
2.	368.0	Scott Tabor (1979-82)
3.	340.1	Nick Schmidt (2005-07)
4.	306.0	Matt Carnes (1995-97)
5.	301.2	Kevin Campbell (1984-86)
6.	278.0	Charlie Isaacson (1999-02)
7.	272.2	Brent Birch (1990-93)
8.	265.0	Rich Erwin (1976-79)
9.	261.2	Ray Harris (1985-88)
10.	260.0	Brian Cook (1990-93)

--- **220.0** **Hagen Smith (2022-present)**

## A SEASON FOR THE AGES

- **LHP Hagen Smith** will also go down in history for his incredible 2024 campaign. Through 13 starts, Smith has cracked the top 10 in Arkansas' single-season lists for strikeouts and ERA (min. 45 IP).

Rank	Strikeouts	Player	Season
1.	155	David Walling	1999
2.	145	Nick Schmidt	2006
<b>3.</b>	<b>136</b>	<b>Hagen Smith</b>	<b>2024</b>
4.	131	Kevin Kopps	2021
5.	128	Jess Todd	2007
	128	David Walling	1998
	125	Isaiah Campbell	2019
8.	120	Trevor Stephan	2017
9.	114	Drew Smyly	2010
10.	113	Connor Noland	2022
--			
	111	Nick Schmidt	2007
	111	Matt Carnes	1995

Rank	ERA (min. 45 IP)	Player	Season
1.	0.90	Kevin Kopps	2021
2.	0.95	Phillip Stidham	1990
3.	1.20	Phillip Stidham	1991
4.	1.39	Ryne Stanek	2013
5.	1.49	Tim Brewer	1973
6.	1.50	Boyd Goodner	2004
7.	1.58	DJ Baxendale	2011
8.	1.59	Steve Krueger	1980
<b>9.</b>	<b>1.65</b>	<b>Hagen Smith</b>	<b>2024</b>
10.	1.73	Steve Krueger	1979

- Most impressively, Smith's jaw-dropping strikeout totals have come in significantly fewer innings than David Walling, Arkansas' single-season strikeout leader who totaled 155 strikeouts in 121.1 innings.
- Smith, who has thrown 71.0 innings through 13 starts in 2024, is just 19 strikeouts shy of tying David Walling (155).

Rank	Innings Pitched	Player	Season
1.	124.0	Nick Schmidt	2007
	124.0	Rich Erwin	1979
3.	122.1	Charley Boyce	2005
4.	121.1	David Walling	1999
5.	120.2	Fred Farwell	1985
6.	118.1	Isaiah Campbell	2019
7.	117.0	Nick Schmidt	2007
	117.0	Matt Carnes	1996
9.	116.2	Nick Schmidt	2006
	116.2	Scott Cunningham	1994

--- **71.0** **Hagen Smith** **2024**





**CAN YOU DIGGS IT**

- Junior **OF Kendall Diggs** entered the 2024 campaign as a preseason All-SEC first-team honoree, as well as one of the Razorbacks' three team captains alongside LHP Hagen Smith and INF Peyton Stovall.
- Diggs slashed .299/.436/.547 with 12 home runs, a team-leading 63 runs batted in and a team-high 46 walks over 58 games in 2023.
- The Olathe, Kan., native, who received All-SEC second-team honors as designated hitter/utility last season, posted a .291/.437/.495 slash line with four homers and a team-leading 33 RBI in conference play.
- Diggs finished his stellar sophomore season with 14 multi-hit games and a team-leading 17 multi-RBI games. He also logged a season-long 13-game hitting streak and reached base in a team-leading 34 consecutive games.
- For his career, Diggs has swatted 21 career home runs, seven of which have been three-run homers. He has also hit two grand slams.

**HOT STOVE**

- Junior **INF Peyton Stovall** returned to the lineup after missing the first 12 games of the season due to a broken foot suffered during a preseason scrimmage.
- The Razorback team captain slashed .253/.330/.393 with five homers and 31 RBI in 38 games last season, playing through a shoulder injury before he was shut down to undergo surgery to repair a torn labrum.
- As a true freshman in 2022, Stovall played in 52 games with 51 starts and slashed .295/.373/.425 with six homers and 31 RBI.
- In the 2022 NCAA Tournament, he slashed a team-best .429/.451/.571 with two homers and 13 RBI in 11 games. He finished tied for the team lead in hits (21) during the Razorbacks' postseason run.
- In the College World Series, Stovall slashed .360/.360/.520 with one home run and a team-leading 10 RBI in five games.
- He racked up a season-high five hits, including a double, and tallied three RBI vs. Auburn in Omaha, becoming the first player with five hits in a College World Series game since UNC's Dustin Ackley (2009).



Razorback infielder and team captain **Peyton Stovall** returned to the lineup after missing the first 12 games with a broken foot suffered during a preseason scrimmage.



Pitcher **Brady Tygart** enters his junior campaign as the Razorbacks' No. 2 starter after he was named an All-American by the College Baseball Foundation in 2023.

**BRADY T**

- Junior **RHP Brady Tygart** is expected to be a mainstay in the Razorback rotation this season.
- Tygart made 10 appearances with six starts on the mound in 2023. Despite missing time due to an injury scare, he finished his sophomore season with a 3-1 record with a 3.20 ERA, 31 strikeouts and one save in 25.1 innings to earn All-America honors from the College Baseball Foundation.
- The Hernando, Miss., native allowed only 11 runs (nine earned) and issued only eight walks all season. He limited opposing hitters to .167 batting average.
- In SEC play, Tygart made four appearances (all starts) on the mound and posted a 1-0 record with a 1.80 ERA in 10.0 innings. He allowed just two runs while striking out 12 against conference opponents, and held opposing hitters to a minuscule .094 batting average.

**GOT THAT WOOD**

- Sophomore **RHP Gage Wood** will play a key role in the Razorback bullpen this season.
- As a true freshman in 2023, Wood emerged as Arkansas' closer, going 2-0 with a 4.80 ERA, 42 strikeouts and a team-leading five saves in 30.0 innings of work.
- The Batesville, Ark., native limited opposing hitters to a meager .198 batting average during the season and earned a spot on the Freshman All-SEC Team at the year's end.
- All five of Wood's saves came in SEC play, and all five of his saves were of the multi-inning variety, including three three-inning saves.
- He became the fourth Arkansas freshman since 2003, Dave Van Horn's first year, to record five or more saves in a single season.

Year	Pitcher	Saves
2024	RHP Gabe Gaeckle	6
<b>2023</b>	<b>RHP Gage Wood</b>	<b>5</b>
2022	RHP Brady Tygart	8
2011	RHP Nolan Sanburn	8
2010	RHP DJ Baxendale	7

- Entering 2024, Wood was named to the preseason watch list for the National Collegiate Baseball Writers Association Stopper of the Year Award, given to the top relief pitcher in college baseball.

# A ||| RAZORBACK NOTES

## MACE THE ACE

- Junior **LHP Mason Molina** was a big-time transfer portal pickup.
- The left-hander from Rancho Santa Margarita, Calif., started 16 games on the mound last season at Texas Tech, finishing with a 6-2 record and a 3.67 ERA over a team-high 83.1 innings to earn All-Big 12 honors at the year's end.
- Molina racked up a team-leading 108 strikeouts to go with just 35 walks on the year. He was the team leader in wins (6) while limiting opposing hitters to a .208 batting average.
- As a true freshman in 2022, Molina appeared in 20 games with nine starts on the mound. The lefty, who struck out 71 on the year, owned a 1.96 ERA out of the pen in 11 relief appearances over 18.1 innings.
- For his career, Molina has racked up 251 strikeouts in 191.2 innings.
- As of May 15, the left-hander is one of just eight active SEC pitchers, with 200 or more career strikeouts to their name.

Rank	Career Strikeouts	Player
1.	337	Ty Good* (South Carolina)
2.	335	Hagen Smith (Arkansas)
<b>3.</b>	<b>251</b>	<b>Mason Molina* (Arkansas)</b>
4.	249	Carter Holton (Vanderbilt)
5.	245	Dominic Niman* (Kentucky)
6.	236	Trey Pooser* (Kentucky)
7.	217	Drew Beam (Tennessee)
8.	211	Luke Holman (LSU)
9.	199	Will McEntire (Arkansas)
10.	185	Bobby Alcock* (Alabama)

\*Indicates stats from a non-SEC school also included



Junior left-hander **Mason Molina**, who has 251 career strikeouts in 191.2 innings, is one of the SEC's top active career strikeout leaders.



True freshman pitcher **Colin Fisher** recorded six wins through his first 10 appearances. He finished four wins shy of matching Scott Tabor's freshman record of 10 set in 1979.

## BIG TUNA

- True freshman **LHP Colin Fisher** will miss the remainder of the season due to injury.
- The Noble, Okla., native went 6-1 with a 2.33 ERA and 27 strikeouts in 27.0 innings to begin his collegiate career. Fisher is second on the Razorbacks on the wins (6) behind ace **LHP Hagen Smith**.
- Fisher made his collegiate debut on the mound in a start against James Madison (Feb. 19), twirling a season-long five shutout innings with four strikeouts to earn his first collegiate win.
- His second appearance came in relief against Oklahoma State (Feb. 24) in the Kubota College Baseball Series at Globe Life Field in Arlington, Texas, where he struck out a season-high six batters over 2.1 innings to earn SEC Co-Freshman of the Week honors.
- Fisher improved to 3-1 on the year after firing three innings of two-run ball with four strikeouts against UCA (March 5).
- The left-hander earned his fourth win against ORU (March 12), spinning three scoreless frames with four strikeouts.
- Fisher's sixth win of the season came in a start against San Jose State (April 10), tossing three shutout innings with three strikeouts.
- Before Arkansas, Fisher was rated the No. 5 overall prospect and the No. 2 left-handed pitcher in Oklahoma by Perfect Game.

## BIG MAC

- Veteran **RHP Will McEntire** can do it all on the mound for the Hogs.
- The redshirt senior has pitched in 60 career games with 19 starts, racking up 199 strikeouts over 192.2 innings of work.
- As a reliever, McEntire has seven career saves, including four this year, and has at least one save in each of the last three seasons. He earned his first save of 2024 against Murray State (March 3).
- One of McEntire's best career outings came during the 2023 season in a start against Louisiana Tech (March 11), throwing a nine-inning complete game with six strikeouts on 97 pitches. He allowed just one unearned run on three hits and a walk in the dominant performance.
- His nine-inning complete game was the first by a Razorback pitcher since RHP Dominic Taccolini's 10-inning complete game shutout against SEC Eastern Division foe Kentucky in 2016.
- His three-hitter was the first by a Razorback since RHP Ryne Stanek's nine-inning complete game three-hitter at #6 South Carolina in 2013.



Infielder **Wehiwa Aloy**, a Sacramento State transfer, was a consensus All-American last season after slashing .376/.427/.662 with 14 home runs and 46 RBI on the year.

**ALOHOGS**

- Sophomore **INF Wehiwa Aloy** is a name you need to know.
- Aloy, a Sacramento State transfer, was a consensus Freshman All-American last season after slashing .376/.427/.662 with 14 home runs and 46 runs batted in.
- Also named the Western Athletic Conference Freshman of the Year, Aloy racked up 88 hits, including 15 doubles and five triples, with 69 runs scored during his rookie campaign in 2023.
- Aloy enters the 2024 season, his first with the Razorbacks, as a preseason All-American by the NCBWA.
- The shortstop also earned a spot on the preseason watch list for this year's Golden Spikes Award.
- Aloy is one of two Hawai'i natives, along with freshman **INF Nolan Souza**, on this year's Arkansas roster. He is one of three native-born Hawaiian student-athletes in Arkansas baseball history, including **INF Rick Nomura** (2015-16) and Souza.

**FROM LUBBOCK TO FAYETTEVILLE**

- Junior **C Hudson White** was another significant portal transfer who came to Arkansas from Texas Tech during the offseason.
- White was teammates with fellow transfer and All-Big 12 performer **LHP Mason Molina** at Texas Tech.
- The Keller, Texas, native played in 49 games last season at Texas Tech and slashed .296/.397/.550 with 11 homers and 49 RBI.
- White recorded 10 multi-RBI games, including three games with five or more RBI, for the Red Raiders.
- During his freshman campaign in 2021, White was named the Big 12 Freshman of the Year and earned Freshman All-America honors from Collegiate Baseball and Perfect Game after hitting .260 on the year with 11 doubles, six home runs and 40 RBI.
- White, who was one of seven unanimous selections for the Big 12 All-Freshman Team, became just the sixth Texas Tech freshman to earn Big 12 Freshman of the Year honors, and the third since 2017, joining Josh Jung (2017) and Gabe Holt (2018)

**GET THE GACK**

- True freshman **RHP Gabe Gaeckle** has quickly established himself as the Razorbacks' most dependable bullpen arm.
- Through 19 appearances, the right-hander boasts a team-leading seven saves with a 2.06 ERA and 45 strikeouts in 35.0 innings.
- Gaeckle, a native of Aptos, Calif., is holding opposing hitters to a meager .144 batting average against this season.
- Six of his seven saves this year are of the multi-inning variety.
- Gaeckle is the fifth Arkansas freshman pitcher since 2003, Dave Van Horn's first year as head coach of the Razorbacks, to record five or more saves in a single season.

**POWERED BY THE PORTAL**

- Head coach Dave Van Horn and the Razorbacks took full advantage of the transfer portal during the offseason, adding eight Division I transfers and one junior college transfer.

Player	Former School(s)
INF Wehiwa Aloy	Sacramento State
OF Will Edmunson	Hutchinson CC
LHP Stone Hewlett	Kansas
OF Ross Lovich	Missouri
LHP Mason Molina	Texas Tech
INF Jared Sprague-Lott	Richmond
INF/OF Jack Wagner	Kansas/Tarleton State
C Hudson White	Texas Tech
OF Ty Wilmsmeyer	Missouri

- Five of the Hogs' nine college transfers were in the Opening Day starting lineup: **C Hudson White**, **INF Jared Sprague-Lott**, **INF Wehiwa Aloy**, **OF Ty Wilmsmeyer** and **INF/OF Jack Wagner**.
- Returning Opening Day starters **INF Peyton Holt** (Crowder College) and **INF Ben McLaughlin** (Hutchinson CC) also transferred to Arkansas. Both went to junior college before arriving in Fayetteville.
- **OF Kendall Diggs** and **OF Jayson Jones**, meanwhile, are the Hogs' lone Opening Day starters who were high school recruits.

**PICKED TO WIN THE SEC**

- The Razorbacks were predicted to win the 2024 Southeastern Conference baseball championship as voted by the league's 14 head coaches in the annual preseason poll.
- Arkansas received nine first-place votes. It is the first time since 2013 that the Hogs, who are also predicted to win the SEC Western Division, have been picked to win the SEC baseball championship.

**NOT ONE, NOT TWO, NOT THREE... BUT 59 STRIKEOUTS!**

- The Razorback pitching staff totaled an SEC-record 59 strikeouts in a three-game series on Feb. 23-25 in the Kubota College Baseball Series at Globe Life Field in Arlington, Texas.
- The MLB record is 52 strikeouts in a three-game series, which was accomplished by the Houston Astros in a three-game set against the Baltimore Orioles on May 24-26, 2016.
- Powered by **LHP Hagen Smith's** program record-tying 17 strikeouts, Arkansas pitchers recorded 23 strikeouts against Oregon State to break the previous single-game program record for strikeouts (18).
- The next day, the Hogs tallied 25 strikeouts in a 14-inning marathon against Oklahoma State to reset the single-game program record.
- Arkansas pitchers closed out the weekend in Arlington, Texas, with 11 more strikeouts, including 10 by starter **LHP Mason Molina**, against Michigan, bringing the three-game total to 59, a new SEC record.



Since the start of the 2017 season, Arkansas has recorded **331 total wins**. The Razorbacks are the winningest program in all of college baseball in that span.

## MACHINE OF CONSISTENCY

- Since the start of the 2017 season, Arkansas is the winningest college baseball program in the entire country.

Team	Total Wins (2017 - '18 - '19 - '20 - '21 - '22 - '23 - '24)
<b>Arkansas</b>	<b>331 (45 - 48 - 46 - 11 - 50 - 46 - 43 - 42)</b>
Oregon State	317 (56 - 55 - 36 - 5 - 37 - 48 - 41 - 39)
Southern Miss	314 (50 - 44 - 40 - 12 - 40 - 47 - 46 - 35)
Florida	311 (52 - 49 - 34 - 16 - 38 - 42 - 54 - 26)
East Carolina	310 (47 - 46 - 44 - 13 - 47 - 44 - 32 - 37)
LSU	308 (52 - 39 - 40 - 12 - 38 - 40 - 54 - 33)
Vanderbilt	307 (36 - 35 - 59 - 13 - 49 - 39 - 42 - 34)
Tennessee	305 (27 - 29 - 40 - 15 - 50 - 57 - 44 - 43)
Texas Tech	301 (45 - 45 - 46 - 16 - 39 - 39 - 41 - 30)
Dallas Baptist	299 (42 - 42 - 43 - 12 - 41 - 34 - 47 - 38)

- Under Dave Van Horn, who is in his 22nd year as the Razorbacks' head coach, Arkansas has tallied seven 45-win seasons.

Season	Total Wins
2004	45
2012	46
2017	45
2018	48
2019	46
2021	50
2022	46

- Excluding the shortened 2020 season, the Hogs are the only SEC team, and one of only two teams in the country (along with Southern Miss), to record 40-plus wins in each of the last seven full seasons.

Season	Overall Wins	SEC Wins
2017	45	18
2018	48	18
2019	46	20
2021	50	22
2022	46	18
2023	43	20
<b>2024</b>	<b>42</b>	<b>19</b>

## HISTORIC HOGS

- Arkansas has won 18-plus SEC games in seven consecutive seasons.
- LSU is the only other team in SEC history to record at least seven consecutive seasons of 18-plus SEC victories (10 from 1996-2005).
- Arkansas has started 8-4 or better in SEC play for seven consecutive seasons. It is the best stretch of starting 8-4 or better in SEC play by a team since LSU did so in eight consecutive seasons from 1991-98.

## THE BIG 2-0

- Arkansas went 20-10 in SEC play in the 2023 regular season, finishing with 20 or more SEC victories for the fourth time in program history.

Year	SEC Record (Finish)
1999	22-8 (SEC overall champions)
2019	20-10 (SEC Western Division champions)
2021	22-8 (SEC overall champions)
2023	20-10 (SEC overall champions)

## SEC TITLE TALK

- Arkansas head coach Dave Van Horn is one of only 11 head coaches in SEC history to win at least three SEC regular-season championships.

Coach	School	Championships
Skip Bertman	LSU	7
Kevin O'Sullivan	Florida	6
Tim Corbin	Vanderbilt	4
Paul Mainieri	LSU	4
Paul Gregory	Mississippi State	4
Paul Nix	Auburn	4
Tom Swayze	Ole Miss	4
Ray Tanner	South Carolina	3
<b>Dave Van Horn</b>	<b>Arkansas</b>	<b>3</b>

## GONE STREAKING

- Arkansas has recorded 10 winning streaks of 10 or more games, including two such winning streak this season, since head coach Dave Van Horn took over at the helm of the program.

Winning Streak	Dates
16	March 7, 2020-March 13, 2021
<b>15</b>	<b>Feb. 25-March 22, 2024</b>
15	March 1-28, 2023
13	April 3-23, 2010
12	March 5-25, 2022
12	Feb. 11-March 8, 2005
<b>11</b>	<b>March 26-April 12, 2024</b>
10	May 16-June 5, 2021
10	March 4-21, 2012
10	Feb. 11-March 5, 2003

- The Razorbacks' 15-game winning streaks in 2023 and 2024 were their longest in-season winning streak of the Van Horn era.
- They were also the longest in-season winning streaks in program history since the Hogs won the first 18 games of the 1996 season.

## HOME SWEET BAUM-WALKER

- Arkansas is 33-3 (.917 winning percentage) inside the friendly confines of Baum-Walker Stadium this season.
- This season, the Razorbacks won a program-record 27 consecutive games at Baum-Walker Stadium (Feb. 19-April 27).
- Excluding 2020, Arkansas has won 28-plus games at home in seven consecutive seasons, including a program-record 34 wins in 2018.

Year	Home Record	Overall Record (Postseason)
2017	29-8	45-19 (Regional)
2018	34-4	48-21 (College World Series)
2019	33-7	46-20 (College World Series)
2021	30-8	50-13 (Super Regional)
2022	28-7	46-21 (College World Series)
2023	32-6	43-18 (Regional)
<b>2024</b>	<b>33-3</b>	<b>TBD</b>





**HOME WINS, HOME WINS AND MORE HOME WINS**

- In order of winning percentage, here are the Razorbacks' top records at home since Baum-Walker Stadium opened in 1996.

Year	Home Record	Winning Percentage
<b>2024</b>	<b>33-3</b>	<b>.917</b>
2018	34-4	.895
2023	32-6	.842
2019	33-7	.825
2004	31-7	.816
2022	28-7	.800

**MIDWEEK MAGIC**

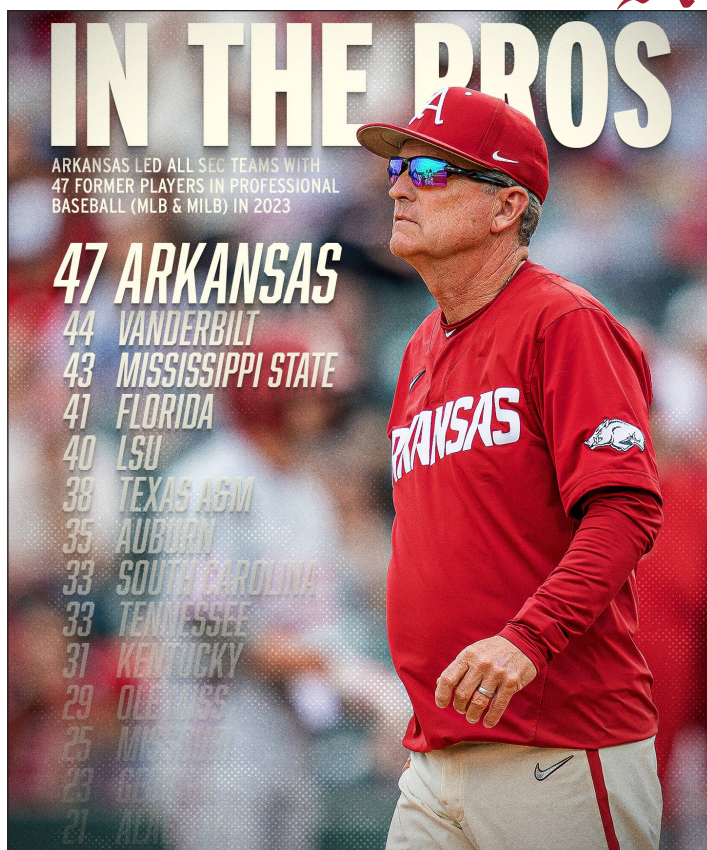
- Arkansas finished the season 12-0 in midweek games, posting an unbeaten midweek record for the first time since 2005.
- The Razorbacks picked up midweek wins against Grambling, UCA, Oral Roberts, Little Rock, Arkansas State and UAPB, as well as series sweeps over San Jose State, Texas Tech and Missouri State.
- In 2005, Dave Van Horn's third season as head coach, Arkansas went 9-0 in midweek games, including wins against Centenary, Missouri State, Northern Colorado, Oklahoma State and Oral Roberts.

**HOGS BOASTS COLLEGIATE BASEBALL'S NO. 1 RECRUITING CLASS**

- For the first time in program history, head coach Dave Van Horn and the Hogs won Collegiate Baseball's national recruiting championship.
- Arkansas' star-studded 2023 recruiting class was named the nation's best by the publication, which released its top-50 class rankings on Tuesday, Sept. 26. The Hogs brought in 24 newcomers, including 14 freshmen, nine Division I transfers and one junior college product.
- This is the third year in a row that Arkansas has landed a top-five recruiting class as well as the program's fourth consecutive year with a top-10 recruiting class according to Collegiate Baseball.
- Arkansas is the only team in the country to earn a top-five recruiting class ranking in three consecutive years from Collegiate Baseball.
- The Hogs' 2021 and 2022 recruiting classes were lauded as the country's fourth-best and third-best, respectively.



The \$27 million, 49,000-square foot **J.B. & Johnelle Hunt Family Baseball Development Center** is the only one of its kind in all of college baseball.



Arkansas led all SEC teams with **47 former players** competing in professional baseball (MLB & MiLB) during the 2023 season.

**PROHOGS**

- Eight Hogs are on an MLB roster to begin the 2024 season.

Player	Team	Draft Year
Jalen Beeks	Colorado Rockies	2014
Andrew Benintendi	Chicago White Sox	2015
Isaiah Campbell	Boston Red Sox	2019
Dominic Fletcher	Chicago White Sox	2019
James McCann	Baltimore Orioles	2011
Drew Smyly	Chicago Cubs	2010
Ryne Stanek	Seattle Mariners	2013
Trevor Stephan	Cleveland Guardians (IL)	2017

- Six (6) former Razorbacks have won a World Series championship.

Player	Team	Year
Dick Hughes	St. Louis Cardinals	1967
Eric Hinske	Boston Red Sox	2007
	New York Yankees	2009
Dallas Keuchel	Houston Astros	2017
Andrew Benintendi	Boston Red Sox	2018
Drew Smyly	Atlanta Braves	2021
Ryne Stanek	Houston Astros	2022

**J.B. & JOHNELLE HUNT FAMILY BASEBALL DEVELOPMENT CENTER**

- The J.B. & Johnelle Hunt Family Baseball Development Center is a 49,000-square foot baseball performance facility, providing student-athletes with an expanded locker room, team meeting room, strength & conditioning center, training room, nutrition center, pitching development center and an in-venue batting tunnel.
- The one-of-a-kind facility, which opened ahead of the 2022 campaign, sits in the right-field corner of Baum-Walker Stadium.
- It also includes a tunnel to connect the facility to the first-base dugout and postgame press conference room.



SERIES HISTORY

INSIDE THE SERIES (SINCE 1960): TEXAS A&M

Overall Series Record: 50-47
Record in Fayetteville, Ark.: 24-21
Record in College Station, Texas: 22-23
Record at Neutral Sites: 4-3

IN THE DVH ERA (2003-PRESENT): TEXAS A&M

Overall Series Record: 22-15
Record in Fayetteville, Ark.: 13-5
Record in College Station, Texas: 7-9
Record at Neutral Sites: 2-1

Previous 20 meetings (Arkansas leads, 13-7)

Table with 4 columns: DATE, SITE, W/L, SCORE. Lists 20 game results from 5/18/17 to 5/27/23.

BOX SCORE FROM PREVIOUS MEETING



2023 Arkansas Baseball
Arkansas vs Texas A&M
May 27, 2023 at Hoover, Ala. (Hoover Met)



Arkansas 4 (41-16)

Texas A&M 5 (36-24)

Box score table with columns for Player, ab, r, h, rbi, bb, so, po, a, lob for both teams.

Score by Innings table with columns 1, 2, 3, 4, 5, 6, 7, 8, 9, R, H, E.

E - MOSS(6), DP - AR 1; AM 1. LOB - AR 9; AM 12. 2B - Cali(8); Bolton(6); MOSS(14); WERNER(12); THOMPSON(7); TUCKER, S.(2); BOST(13). HBP - Holt; Bolton; THOMPSON.

Pitching stats table with columns ip, h, r, er, bb, so, ab, bf, np for Arkansas and Texas A&M.

Win - SDAO (3-1). Loss - Tygart (2-1). Save - WANSING (1). HBP - by Tygart (THOMPSON); by SDAO (Bolton); by GARCIA (Holt). Inherited runners/scored: McEntire 1/0; Wood 2/1; Coil 3/1; Foutch 2/0; GARCIA 2/0; WANSING 1/1. Pitches/strikes: Tygart 64/32; McEntire 47/28; Wood 12/4; Coil 19/11; Foutch 13/6; Ledbetter 18/11; DILLARD 60/38; SDAO 61/41; GARCIA 34/24; WANSING 21/15.

Umpires - HP: Scott Cline 1B: Kevin Sweeney 2B: Jason Bradley 3B: Derek Mollica
Start: 12:02 pm Time: 3:17 Attendance:
Weather: 74, mostly sunny
Wood faced 2 batters in the 6th.

## HONORS &amp; AWARDS

**INF Wehiwa Aloy**

NCBWA Preseason All-American (SS, Second Team)  
Golden Spikes Award Preseason Watch List  
Brooks Wallace Award Shortstop of the Week (Week 7)

**OF Kendall Diggs**

Coaches Preseason All-SEC (OF, First Team)

**LHP Colin Fisher**

SEC Co-Freshman of the Week (Week 2)  
Perfect Game Midseason Freshman All-American (RP, First Team)

**RHP Gabe Gaeckle**

Perfect Game Midseason Freshman All-American (RP, First Team)  
NCBWA Stopper of the Year Award Midseason Watch List  
SEC Freshman of the Week (Week 13)

**LHP Stone Hewlett**

NCBWA Stopper of the Year Award Midseason Watch List

**LHP Mason Molina**

NCBWA Preseason All-American (SP, Second Team)

**RHP Will McEntire**

D1Baseball Midseason All-American (RP, Second Team)  
Perfect Game Midseason All-American (RP, First Team)  
NCBWA Stopper of the Year Award Midseason Watch List  
SEC Community Service Team

**LHP Hagen Smith**

Baseball America Preseason All-American (SP, First Team)  
D1Baseball Preseason All-American (SP, First Team)  
Perfect Game Preseason All-American (SP, First Team)  
NCBWA Preseason All-American (SS, Second Team)  
Baseball America Preseason SEC Pitcher of the Year  
D1Baseball Preseason SEC Pitcher of the Year  
Perfect Game Preseason SEC Pitcher of the Year  
Coaches Preseason All-SEC (SP, First Team)  
Golden Spikes Award Preseason Watch List  
SEC Pitcher of the Week (Week 2)  
D1Baseball National Pitcher of the Week (Week 2)  
Golden Spikes Award Performance of the Week (Week 2)  
NCBWA National Pitcher of the Week (Week 2)  
Perfect Game National Pitcher of the Week (Week 2)  
SEC Pitcher of the Week (Week 6)  
D1Baseball Midseason Top Pitcher  
Perfect Game Midseason Pitcher of the Year  
D1Baseball Midseason All-American (SP, First Team)  
Perfect Game Midseason All-American (SP, First Team)  
Golden Spikes Award Midseason Watch List  
NCBWA Dick Howser Trophy National Pitcher of the Month (March)  
NCBWA Dick Howser Trophy Semifinalist

**INF Nolan Souza**

SEC Freshman of the Week (Week 8)

**RHP Gage Wood**

NCBWA Stopper of the Year Award Preseason Watch List



Left-hander **Hagen Smith**, who entered the 2024 campaign as a consensus preseason All-American and the Preseason SEC Pitcher of the Year by Baseball America, D1Baseball and Perfect Game, was named the SEC Pitcher of the Week and earned numerous national weekly awards after his 17-strikeout performance vs. #7 Oregon State on Feb. 23.

**EASTERN DIVISION**

	SEC	Pct.	GB	All	Pct.	Home	Away	Neutral	Div.	Top 25	Top 10	L10	Streak
Kentucky	20-7	.741	-	37-11	.771	19-5	16-5	2-1	9-6	13-5	3-3	5-5	W1
Tennessee	19-8	.704	1.0	43-10	.811	32-3	9-6	2-1	11-4	13-6	2-1	7-3	W1
Georgia	16-11	.593	4.0	38-12	.760	28-3	8-9	2-0	9-6	13-6	6-4	8-2	W8
South Carolina	13-14	.481	7.0	33-18	.647	22-10	9-7	2-1	10-8	11-13	7-7	5-5	L3
Vanderbilt	12-15	.444	8.0	34-18	.654	27-8	3-10	4-0	6-9	7-12	2-5	3-7	W1
Florida	11-16	.407	9.0	26-25	.510	19-13	7-11	0-1	4-11	11-16	7-9	5-5	L1
Missouri	8-19	.296	12.0	22-30	.423	15-16	6-12	1-2	6-12	4-11	3-9	3-7	L2

**WESTERN DIVISION**

	SEC	Pct.	GB	All	Pct.	Home	Away	Neutral	Div.	Top 25	Top 10	L10	Streak
<b>Arkansas</b>	<b>19-8</b>	<b>.704</b>	<b>-</b>	<b>42-10</b>	<b>.808</b>	<b>33-3</b>	<b>6-6</b>	<b>3-1</b>	<b>11-4</b>	<b>12-7</b>	<b>5-2</b>	<b>6-4</b>	<b>W1</b>
Texas A&M	17-10	.630	2.0	42-10	.808	30-2	9-8	3-0	9-6	16-6	4-2	5-5	W1
Mississippi State	15-12	.556	4.0	34-18	.654	23-8	8-9	3-1	10-8	11-10	7-8	7-3	W1
Alabama	12-15	.444	7.0	32-19	.627	22-8	7-10	3-1	8-7	10-11	7-5	6-4	W1
Ole Miss	11-16	.407	8.0	27-25	.519	19-12	7-12	1-1	7-8	9-17	3-6	4-6	L2
LSU	10-17	.370	9.0	33-20	.623	24-9	6-11	3-0	6-9	6-13	5-11	6-4	L1
Auburn	6-21	.222	13.0	25-25	.500	16-12	5-12	4-1	3-12	3-14	2-14	5-5	W2

**SCHEDULE/RESULTS**

Thursday, May 16

- \*Florida at #5 Georgia - 6 p.m.[SECN+]
- \*Vanderbilt at #2 Kentucky - 6:30 p.m. [SECN+]
- \*#21 Alabama at Auburn - 7 p.m. [SECN+]
- \*#23 South Carolina at #1 Tennessee - 6:30 p.m. [SECN+]
- \*Ole Miss at LSU - 7 p.m. [SECN]
- \*Missouri at #15 Mississippi State - 7 p.m. [SECN+]
- \*#2 Arkansas at #4 Texas A&M - 8 p.m. [ESPN2]**

Friday, May 17

- \*Florida at #5 Georgia - 6 p.m. [SECN+]
- \*Vanderbilt at #2 Kentucky - 6:30 p.m. [SECN+]
- \*#23 South Carolina at #1 Tennessee - 6:30 p.m. [SECN+]
- \*#21 Alabama at Auburn - 7 p.m. [SECN+]
- \*Missouri at #15 Mississippi State - 7 p.m. [SECN+]
- \*Ole Miss at LSU - 7:30 p.m. [SECN+]
- \*#2 Arkansas at #4 Texas A&M - 8 p.m. [SECN]**

Saturday, May 18

- \*Vanderbilt at #2 Kentucky - 12 p.m. [SECN]
- \*#23 South Carolina at #1 Tennessee - 1 p.m. [SECN+]
- \*Florida at #5 Georgia - 2 p.m. [SECN+]
- \*Ole Miss at LSU - 2 p.m. [SECN+]
- \*#2 Arkansas at #4 Texas A&M - 3 p.m. [SECN]**
- \*Missouri at #15 Mississippi State - 3 p.m. [SECN+]
- \*#21 Alabama at Auburn - 6 p.m. [SECN]

All times Eastern

Rankings reflect highest among major polls

\*SEC game



## ACTIVE CAREER LEADERS

## Runs Scored

1.	Braden Montgomery*, Texas A&M	179
2.	Mac Bingham*, LSU	176
3.	Ethan Groff*, Ole Miss	171
4.	Tommy White*, LSU	167
	<b>Jared Sprague-Lott*, Arkansas</b>	<b>167</b>
6.	Clayton Chadwick*, Georgia	163
7.	Grant Smith*, Kentucky	155
8.	Ted Burton*, Texas A&M	154
9.	TJ McCants*, Alabama	152
10.	Ryan Nicholson*, Kentucky	146

## Triples

1.	Max Grant*, Alabama	13
2.	Mac Bingham*, LSU	10
3.	Connor Hujsak*, Mississippi State	7
	TJ McCants, Alabama	7
5.	Cooper Weiss*, Auburn	6
6.	Ryan Targac, Texas A&M	5
	<b>Jared Sprague-Lott*, Arkansas</b>	<b>5</b>
	Paul Toetz*, Georgia	5
9.	Dillon Carter*, Georgia	4
	Clayton Chadwick*, Georgia	4
	<b>Jack Wagner*, Arkansas</b>	<b>4</b>
	Grant Smith*, Kentucky	4
	Ethan Groff*, Ole Miss	4

## Stolen Bases

1.	Jacob Humphrey*, Vanderbilt	90
2.	Ryan Waldschmidt*, Kentucky	55
3.	Cooper Weiss*, Auburn	52
4.	Ethan Groff*, Ole Miss	45
5.	Amani Larry*, Mississippi State	43
6.	Emilien Pitre, Kentucky	41
7.	Dylan Brewer*, South Carolina	39
	Ty Crittenger*, Kentucky	39
<b>9.</b>	<b>Ty Wilmsmeyer, Arkansas</b>	<b>35</b>
	Calvin Hewett, Vanderbilt	35

## Wins

1.	Ty Good*, South Carolina	30
2.	Dominic Niman*, Kentucky	24
	<b>Hagen Smith, Arkansas</b>	<b>24</b>
	Drew Beam, Tennessee	24
5.	Trey Pooser*, Kentucky	20
	Devin Futrell, Vanderbilt	20
7.	Carter Holton, Vanderbilt	18
	Tyler Davis*, Mississippi State	18
9.	Carter Rustad*, Missouri	17
	Khal Stephen*, Mississippi State	17

## Saves

1.	Brandon Neely, Florida	16
2.	Zach DeVito*, Georgia	14
3.	Chris Veach*, South Carolina	13
4.	Alton Davis, Alabama	12
5.	AJ Causey*, Tennessee	10
	Ryan Slater, Florida	10
<b>7.</b>	<b>Brady Tygart, Arkansas</b>	<b>9</b>
8.	Justin Loer*, LSU	8
	<b>Stone Hewlett*, Arkansas</b>	<b>8</b>
	Tyler Davis*, Mississippi State	8

## Strikeouts

1.	Ty Good*, South Carolina	337
<b>2.</b>	<b>Hagen Smith, Arkansas</b>	<b>335</b>
<b>3.</b>	<b>Mason Molina*, Arkansas</b>	<b>251</b>
4.	Carter Holton, Vanderbilt	249
5.	Dominic Niman*, Kentucky	245
6.	Trey Pooser*, Kentucky	236
7.	Drew Beam, Tennessee	217
8.	Luke Holman, LSU	211
<b>9.</b>	<b>Will McEntire, Arkansas</b>	<b>199</b>
10.	Bobby Alcock*, Alabama	185

## Innings Pitched

1.	Ty Good*, South Carolina	294.2
2.	Trey Pooser*, Kentucky	279.1
3.	Dominic Niman*, Kentucky	276.1
4.	Drew Beam, Tennessee	234.2
<b>5.</b>	<b>Hagen Smith, Arkansas</b>	<b>220.0</b>
6.	Carter Holton, Vanderbilt	198.1
<b>7.</b>	<b>Will McEntire, Arkansas</b>	<b>192.2</b>
<b>8.</b>	<b>Mason Molina*, Arkansas</b>	<b>191.2</b>
9.	Devin Futrell, Vanderbilt	188.2
10.	Daniel Padyak*, Georgia	185.1

\* - Indicates stats from a previous non-SEC school are included

# A || QUICK FACTS

## GENERAL INFORMATION

Location..... Fayetteville, Ark.  
 Founded..... 1871  
 Enrollment..... 30,936  
 Nickname..... Razorbacks  
 School Colors..... Cardinal (PMS 201) and White  
 Conference..... Southeastern (SEC)  
 System President..... Dr. Donald R. Bobbitt (Arkansas, 1980)  
 Chancellor..... Dr. Charles Robinson (Houston, 1987)  
 Athletics Director..... Hunter Yurachek (Guilford, 1990)  
 Faculty Athletic Rep..... Paul Adams (LSU, 1992)  
 Athletics Website..... ArkansasRazorbacks.com  
 Athletic Department Phone..... (479) 575-6533  
 Ticket Office Phone..... (479) 575-5151

## BAUM-WALKER STADIUM

Home Facility..... Baum-Walker Stadium at George Cole Field  
 Capacity..... 11,121 (8,237 Chairbacks)  
 Largest Crowd (actual)..... 12,167 vs. Missouri State (June 6, 2015)  
 Stadium Opening..... April 13, 1996  
 Dedication..... May 3, 1996  
 Field Dimensions..... LL - 320, LC - 375, CF - 400, RC - 365, RL - 312  
 Surface..... Grass

## COACHES & SUPPORT STAFF

Head Coach..... Dave Van Horn (Arkansas, 1988)  
 Record at Arkansas..... 881-451 (22 seasons, .662)  
 Overall Division I Record..... 1,201-608 (30 seasons, .665)  
 Overall as a Head Coach..... 1,466-691 (36 seasons, .680)  
 DI Postseason Appearances (Total/at Arkansas)..... 23/19  
 College World Series Appearances (Total/at Arkansas)..... 9/7  
 (Neb: 2001, 2002; Ark: 2004, 2009, 2012, 2015, 2018, 2019, 2022)  
 Assistant Coach/Recruiting Coordinator..... Nate Thompson (Dallas Baptist, 2006)  
 Assistant Coach..... Matt Hobbs (Missouri, 2002)  
 Assistant Coach..... Bobby Wernes (Arkansas, 2018)  
 Director of Baseball Operations..... Clay Goodwin (Arkansas, 2005)  
 Director of Strength & Conditioning..... Hunter Bell (Arkansas-Monticello, 2018)  
 Director of Video & Scouting..... Zach Barr (Arkansas, 2017)  
 Director of Analytics..... DJ Baxendale (Arkansas, 2019)  
 Athletic Trainer..... Corey Wood (East Carolina, 2008)  
 Equipment Manager..... Mark Taylor (Ouachita Baptist, 1988)  
 Graduate Manager..... John McElroy  
 Student Managers..... Ryan Cleinmark, Bryson Halford, Owen Hoover,  
 Zane Ramey, Matthew Schluterman  
 Sports Information Director..... Oliver Grigg (Tulane, 2017)  
 Sport Administrator..... Kevin Trainor (Arkansas, 1994)  
 Administrative Assistant..... Kelly Moore (Arkansas, 2004)

## HISTORY

First Year of Arkansas Baseball..... 1897  
 Years of Varsity Baseball at Arkansas..... 102  
 (1897, 1901-03, 05, 08-16, 19-20, 22-29, 47-2024)  
 All-Time Program Record..... 2,434-1,471-6 (.623)  
 All-Time Conference Record/Years..... SEC: 496-430 (.536)/32  
 SWC: 249-190 (.567)/23  
 Combined: 745-620 (.546)/55  
 Conference Titles/Years..... SEC Overall: 4/1999, 2004, 2021, 2023  
 SEC Western Division: 8/1999, 2004, 2007, 2011, 2018, 2019, 2021, 2023  
 SWC: 2/1989, 1990  
 Conference Tournament Record/Years..... SEC: 40-45 (.471)/27  
 SWC: 18-25 (.419)/14  
 Combined: 58-70 (.453)/41  
 Conference Tournament Titles/Years..... SEC: 1/2021  
 SWC: 1/1985  
 NCAA Postseason Appearances..... 34  
 (1973, 79-80, 83, 85-90, 95-96, 98-99, 2002-15, 2017-19, 2021-23)  
 NCAA Postseason Record..... 102-77 (.570)  
 College World Series Appearances..... 11  
 (1979, 1985, 1987, 1989, 2004, 2009, 2012, 2015, 2018, 2019, 2022)  
 College World Series Record..... 18-22 (.450)  
 NCAA Super Regional Appearances..... 10  
 (2002, 2004, 2009, 2010, 2012, 2015, 2018, 2019, 2021, 2022)  
 NCAA Super Regional Record..... 16-10 (.615)  
 NCAA Regional Appearances..... 33  
 NCAA Regional Record..... 68-45 (.602)  
 Overall NCAA Regional Hosts..... 10 (1999, 2004, 2006, 2007, 2010, 2017, 2018, 2019, 2021, 2023)  
 Best NCAA Finish..... 1979 & 2018 National Runner-Up

## TEAM INFORMATION

2023 Overall Record..... 43-18  
 Home..... 32-6  
 Away..... 7-9  
 Neutral..... 4-3  
 SEC Record..... 20-10  
 SEC Finish..... T-1st Overall  
 SEC Tournament..... T-3rd  
 Postseason..... NCAA Regional  
 Lettermen Returning/Lost..... 20/13  
 Position Starters (including DH) Returning/Lost..... 3/6  
 Pitchers Returning/Lost..... 11/5  
 Newcomers/Redshirts..... 22/1  
 Captains..... OF Kendall Diggs, LHP Hagen Smith, INF Peyton Stovall

## TOP RETURNING POSITION PLAYERS

Kendall Diggs	OF	Jr.	.299/.436/.547, 51 R, 12 2B, 1 3B, 12 HR, 63 RBI, 1 SB
Peyton Holt	INF/OF	Sr.	.392/.489/.581, 24 R, 4 2B, 2 3B, 2 HR, 17 RBI, 6 SB
Ben McLaughlin	INF	Sr.	.346/.442/.487, 12 R, 3 2B, 1 3B, 2 HR, 14 RBI
Peyton Stovall	INF	Jr.	.253/.330/.393, 30 R, 4 2B, 1 3B, 5 HR, 31 RBI, 3 SB

## TOP RETURNING PITCHERS

Will McEntire	RHP	R-Sr.	8-3, 5.07 ERA, 87.0 IP, 83 SO, 2 SV
Hagen Smith	LHP	Jr.	8-2, 3.64 ERA, 71.2 IP, 109 SO, 2 SV
Brady Tygart	RHP	Jr.	3-1, 3.20 ERA, 25.1 IP, 31 SO, 1 SV
Gage Wood	RHP	So.	2-0, 4.80 ERA, 30.0 IP, 42 SO, 5 SV

## TOP NEWCOMERS

Wehiwa Aloy	INF	So.	Wailuku, Hawai'i (Sacramento State)
Hunter Dietz	LHP	Fr.	Trinity, Fla. (Calvary Christian HS)
Colin Fisher	LHP	Fr.	Noble, Okla. (Noble HS)
Gabe Gaeckle	RHP	Fr.	Aptos, Calif. (Aptos HS)
Ryder Helfrick	C	Fr.	Discovery Bay, Calif. (Clayton Valley Charter HS)
Mason Molina	LHP	Jr.	Rancho Santa Margarita, Calif. (Texas Tech)
Nolan Souza	INF	Fr.	Honolulu, Hawai'i (Punahou School)
Jack Wagner	INF/OF	Grad.	Wichita, Kan. (Tarleton State)
Hudson White	C	Jr.	Keller, Texas (Texas Tech)
Ty Wilmsmeyer	OF	Grad.	Springfield, Mo. (Missouri)



Arkansas ace **Hagen Smith**, one of the Hogs' three team captains, went 8-2 with a 3.64 ERA, a team-leading 109 strikeouts and two saves in 71 2/3 innings of work as a sophomore in 2023.



**Baseball America**

Week 13

1. Tennessee
2. Kentucky
3. **Arkansas**
4. North Carolina
5. Texas A&M
6. Georgia
7. Wake Forest
8. Oregon State
9. NC State
10. Clemson
11. Florida State
12. East Carolina
13. Duke
14. Virginia
15. Mississippi State
16. Oklahoma
17. UC Irvine
18. UC Santa Barbara
19. Oklahoma State
20. Oregon
21. Arizona
22. UL-Lafayette
23. Indiana State
24. Texas
25. Southern Miss

**D1Baseball**

Week 13

1. Tennessee
2. Kentucky
3. **Arkansas**
4. Clemson
5. Texas A&M
6. Oregon State
7. North Carolina
8. Wake Forest
9. Georgia
10. Florida State
11. Duke
12. Oklahoma
13. East Carolina
14. Arizona
15. UC Irvine
16. Mississippi State
17. NC State
18. Virginia
19. Oklahoma State
20. Indiana State
21. UL-Lafayette
22. UC Santa Barbara
23. Oregon
24. South Carolina
25. Texas

**Perfect Game**

Week 13

1. Tennessee
2. Kentucky
3. **Arkansas**
4. Oregon State
5. Georgia
6. North Carolina
7. Wake Forest
8. Texas A&M
9. Clemson
10. UC Santa Barbara
11. Florida State
12. UC Irvine
13. Duke
14. Indiana State
15. Virginia
16. East Carolina
17. San Diego
18. Texas
19. Oklahoma State
20. Oklahoma
21. Alabama
22. NC State
23. Mississippi State
24. UNCW
25. Dallas Baptist

**USA Today Coaches**

Week 13

1. Tennessee
2. **Arkansas**
3. Kentucky
4. Texas A&M
5. North Carolina
6. Oregon State
7. Clemson
8. Georgia
9. Wake Forest
10. Florida State
11. Duke
12. East Carolina
13. UC Irvine
14. Virginia
15. Oklahoma
16. Mississippi State
17. Oklahoma State
18. NC State
19. Arizona
20. Indiana State
21. UC Santa Barbara
22. UL-Lafayette
23. South Carolina
24. Oregon
25. Alabama

**NCBWA**

Week 13

1. Tennessee
2. **Arkansas**
3. Kentucky
4. Texas A&M
5. North Carolina
6. Oregon State
7. Clemson
8. Wake Forest
9. Georgia
10. Florida State
11. Duke
12. Virginia
13. UC Irvine
14. East Carolina
15. Oklahoma
16. Arizona
17. Indiana State
18. Mississippi State
19. UC Santa Barbara
20. Oklahoma State
21. NC State
22. UL-Lafayette
23. Oregon
24. South Carolina
25. Alabama

**ARKANSAS IN THE POLLS**

	BA	D1Baseball	Perfect Game	USA Today	NCBWA
Preseason	3	3	2	4	4
Feb. 19 (1)	3	2	2	4	5
Feb. 26 (2)	3	2	2	5	5
March 4 (3)	3	2	2	3	4
March 11 (4)	1	1	1	1	2
March 18 (5)	1	1	1	1	1
March 25 (6)	1	1	1	1	1
April 1 (7)	1	1	1	1	1
April 8 (8)	1	1	1	1	1
April 15 (9)	2	2	2	2	3
April 22 (10)	2	2	2	2	2
April 29 (11)	2	2	2	2	2
May 6 (12)	3	5	5	3	4
May 13 (13)	3	3	3	2	2
May 20 (14)					
May 27 (15)					
June 4 (16)					
June 11 (17)					
<b>Final</b>	--	--	--	--	--

BA - Baseball America

D1 - D1Baseball

PG - Perfect Game

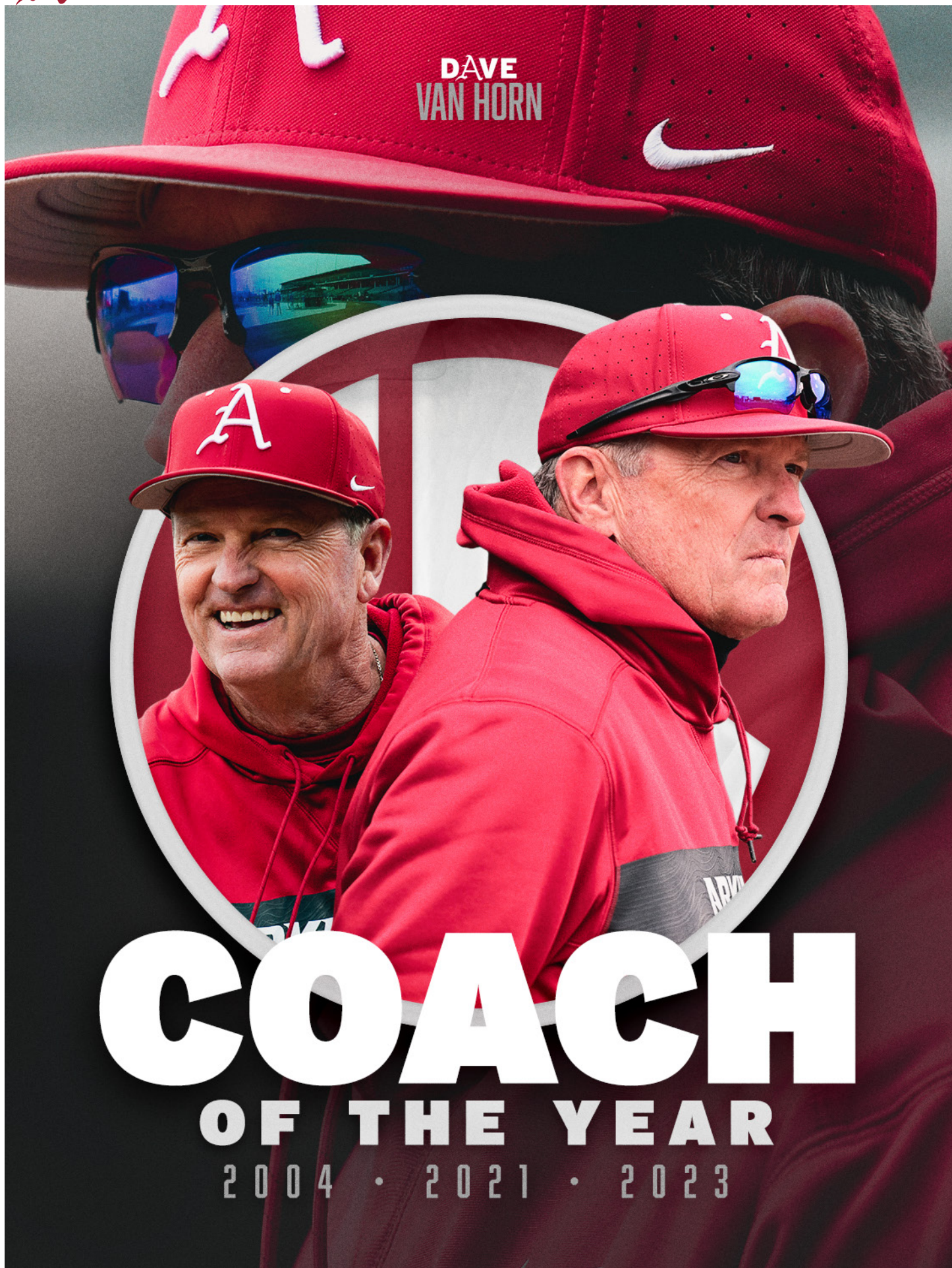
USA Today - USA Today Coaches Poll

NCBWA - National Collegiate Baseball Writers Association

(#) - Week



||| HEAD COACH DAVE VAN HORN



DAVE  
VAN HORN

**COACH**

**OF THE YEAR**

2004 • 2021 • 2023





### PERSONAL

Born: Sept. 17, 1960  
 Hometown: Kansas City, Mo.  
 Alma Mater: Arkansas (1988)  
 Masters of Science: East Texas State (1992)  
 Wife: Karen  
 Children: Hollan, Mariel  
 Named Head Coach at Arkansas: June 21, 2002

### PLAYING HISTORY

1982-84 Atlanta Braves Organization  
 1982 MLB Draft: 10th Round (Atlanta Braves)  
 1982 Arkansas  
 1981 MLB Draft: 10th Round (Chicago White Sox)  
 1980-81 McLennan Community College

### COACHING HONORS

2023 SEC Coach of the Year  
 2021 SEC Coach of the Year  
 2004 SEC Coach of the Year  
 2001 Baseball America National Coach of the Year  
 2001 BIG 12 Coach of the Year  
 2001 ABCA Midwest Region Coach of the Year  
 2000 ABCA Midwest Region Coach of the Year  
 1997 Southland Coach of the Year  
 1995 Southland Coach of the Year  
 1994 NCAA Division II Coach of the Year  
 1994 ABCA Central Region Coach of the Year

### HALL OF FAME

2019 Arkansas Sports Hall of Fame  
 2013 Winnetonka High School Hall of Fame  
 2012 Ban Johnson League Hall of Fame  
 2001 Central Missouri State Hall of Fame

Dave Van Horn, the three-time SEC Coach of the Year, has elevated Arkansas into one of the nation's premier college baseball programs ever since returning to his alma mater to take over for legendary head baseball coach Norm DeBriyn.

In his 22nd season as head coach in 2024, Van Horn, the second-winningest coach in Arkansas baseball history, has led the Razorbacks to seven College World Series appearances, including a runner-up finish (2018) and four top-five finishes (2009, 2012, 2018, 2022), 19 NCAA Tournament berths, three SEC overall titles, seven SEC Western Division championships, one SEC Tournament title and 881 overall wins, including 352 SEC victories.

Van Horn, whose 1,466 career wins are the most among all active Division I head coaches, is one of only five head coaches in college baseball history with 300 or more SEC wins in their career. Year in and year out, Van Horn, the 23rd coach in NCAA history to win 1,200 games at the Division I level, has produced nationally competitive teams and developed elite-level student-athletes on and off the field, including two Golden Spikes Award and Dick Howser Trophy winners in outfielder Andrew Benintendi (2015) and pitcher Kevin Kopps (2021), as well as numerous All-Americans, all-SEC performers and future professional baseball players.

Under Van Horn's guidance, 32 Hogs have earned All-America honors, 46 have garnered All-SEC recognition and 136 have heard their names called in the Major League Baseball draft.

HOGS VS. 2024 OPPONENTS UNDER DVH				
	W-L	Home	Away	Neutral
Alabama	38-31	21-9	15-18	2-4
Arkansas State	4-0	4-0	0-0	0-0
Auburn	41-24	20-10	19-14	2-0
Florida	31-24	15-6	10-14	6-4
Georgia	24-20	14-7	9-11	1-2
Grambling	11-0	10-0	0-0	1-0
James Madison	3-1	3-1	0-0	0-0
Kentucky	30-15	16-5	14-10	0-0
Little Rock	5-2	5-2	0-0	0-0
LSU	30-44	17-16	11-19	2-9
McNeese	8-1	6-1	2-0	0-0
Michigan	1-0	0-0	0-0	1-0
Mississippi State	38-29	20-13	16-14	2-2
Missouri	17-4	10-2	7-2	0-0
Missouri State	21-11	13-8	8-3	0-0
Murray State	6-0	6-0	0-0	0-0
Oklahoma State	8-7	2-3	4-2	2-2
Ole Miss	37-43	17-19	13-17	7-7
Omaha	2-0	2-0	0-0	0-0
Oral Roberts	17-6	11-3	5-3	1-0
Oregon State	2-2	0-0	0-0	2-2
San Jose State	2-0	2-0	0-0	0-0
South Carolina	32-23	14-10	14-10	4-3
Texas A&M	22-15	13-5	7-9	2-1
Texas Tech	7-1	3-0	0-0	4-1
UAPB	6-0	5-0	0-0	6-0
UCA	5-0	3-0	0-0	1-0

### VAN HORN'S CAREER NUMBERS

Year	School	Record	Pct.	Conf.	Place	Conf. Tourn.	NCAA
1989	Texarkana CC	39-18	.684	N/A	N/A	N/A	--
1990	Texarkana CC	44-14	.759	N/A	N/A	N/A	--
1991	Texarkana CC	45-12	.789	N/A	N/A	N/A	--
1992	Texarkana CC	48-10	.827	N/A	1st	N/A	--
1993	Texarkana CC	38-18	.678	N/A	N/A	N/A	--
	<i>Total</i>	<i>214-72</i>	<i>.748</i>	--	--	--	--
1994	Central Missouri St.	51-11	.823	15-1	1st (Div.)	1st (4-1)	NCAA DII Champs
	<i>Total</i>	<i>51-11</i>	<i>.823</i>	<i>15-1</i>	--	<i>1 (4-1)</i>	--
1995	Northwestern St.	37-15	.711	19-5	1st	DNP (0-2)	--
1996	Northwestern St.	34-27	.557	14-16	2nd (Div.)	2nd (3-2)	--
1997	Northwestern St.	35-23	.603	19-9	1st	DNP (0-2)	--
	<i>Total</i>	<i>106-65</i>	<i>.620</i>	<i>52-30</i>	--	<i>3 (3-6)</i>	--
1998	Nebraska	24-20	.545	10-13	7th	DNQ	DNQ
1999	Nebraska	42-18	.700	16-9	5th	1st (4-0)	NCAA (1-2)
2000	Nebraska	51-17	.750	21-9	2nd	1st (5-1)	NCAA (4-2)
2001	Nebraska	50-16	.758	20-8	1st	1st (4-0)	CWS (5-2)
2002	Nebraska	47-21	.691	16-11	2nd	2nd (3-1)	CWS (5-3)
	<i>Total</i>	<i>214-92</i>	<i>.699</i>	<i>67-39</i>	--	<i>4 (16-2)</i>	<i>4 (15-9)</i>
2003	Arkansas	35-22	.612	14-16	6th West	T-7th (0-2)	NCAA (1-2)
2004	Arkansas	45-24	.652	19-11	T-1st Overall	4th (2-2)	CWS (6-3)
2005	Arkansas	39-22	.636	13-17	T-5th West	T-7th (0-2)	NCAA (2-2)
2006	Arkansas	39-21	.650	18-12	2nd West	T-7th (0-2)	NCAA (1-2)
2007	Arkansas	43-21	.672	18-12	1st West	2nd (3-1)	NCAA (2-2)
2008	Arkansas	34-24	.586	14-15	4th West	DNQ	NCAA (0-2)
2009	Arkansas	41-24	.631	14-15	4th West	4th (2-2)	CWS (7-2)
2010	Arkansas	43-21	.672	18-12	2nd West	T-7th (0-2)	NCAA (3-3)
2011	Arkansas	40-22	.645	15-15	1st West	T-3rd (2-2)	NCAA (2-2)
2012	Arkansas	46-22	.676	16-14	T-2nd West	T-9th (0-2)	CWS (7-3)
2013	Arkansas	39-22	.639	18-11	2nd West	T-3rd (2-1)	NCAA (2-2)
2014	Arkansas	40-25	.615	16-14	4th West	T-3rd (3-2)	NCAA (2-2)
2015	Arkansas	40-25	.615	17-12	3rd West	T-5th (2-2)	CWS (5-3)
2016	Arkansas	26-29	.473	7-23	7th West	DNQ	DNQ
2017	Arkansas	45-19	.703	18-11	2nd West	2nd (3-2)	NCAA (3-2)
2018	Arkansas	48-21	.696	18-12	T-1st West	T-3rd (2-1)	CWS Runner-Up (9-3)
2019	Arkansas	46-20	.697	20-10	T-1st West	T-5th (1-2)	CWS (5-3)
2020	Arkansas	11-5	.688	0-0	--	--	--
2021	Arkansas	50-13	.794	22-8	1st Overall	1st (4-0)	NCAA (4-3)
2022	Arkansas	46-21	.687	18-12	2nd West	T-7th (0-2)	CWS (8-3)
2023	Arkansas	43-18	.705	20-10	T-1st Overall	T-3rd (2-1)	NCAA (2-2)
2024	Arkansas	42-10	.808	19-8	--	--	--
	<i>Total</i>	<i>881-451</i>	<i>.662</i>	<i>352-270</i>	--	<i>18 (28-30)</i>	<i>19 (71-46)</i>
<i>Career Totals</i>		<i>1,466-691</i>	<i>.680</i>	<i>486-340</i>	--	<i>51-39 (.567)</i>	<i>86-55 (.610)</i>

# A ||| THE ARKANSAS RAZORBACKS




**1**  
**TY WILMSMEYER**  
 Grad. • 6-2 • 185 • R/R  
 OF • Springfield, Mo.




**3**  
**NOLAN SOUZA**  
 Fr. • 6-3 • 220 • L/R  
 INF • Honolulu, Hawai'i




**4**  
**JACK WAGNER**  
 Grad. • 6-0 • 210 • R/R  
 INF/OF • Wichita, Kan.



**5**  
**KENDALL DIGGS**  
 Jr. • 6-0 • 210 • L/R  
 OF • Olathe, Kan.




**6**  
**BEN McLAUGHLIN**  
 Sr. • 6-3 • 200 • L/R  
 INF • Golden, Colo.



**8**  
**HUDSON WHITE**  
 Jr. • 6-1 • 200 • R/R  
 C • Keller, Texas




**9**  
**WEHIWA ALOY**  
 So. • 6-2 • 200 • R/R  
 INF • Wailuku, Hawai'i




**10**  
**PEYTON STOVALL**  
 Jr. • 5-11 • 200 • L/R  
 INF • Houghton, La.




**11**  
**JAEWOO CHO**  
 Fr. • 6-3 • 220 • R/R  
 RHP • Seoul, South Korea




**12**  
**JARED SPRAGUE-LOTT**  
 Sr. • 6-0 • 195 • R/R  
 INF • Philadelphia, Pa.




**13**  
**JAYSON JONES**  
 So. • 6-2 • 215 • R/R  
 INF/OF • Savannah, Texas




**14**  
**ROSS LOVICH**  
 Sr. • 6-0 • 185 • L/L  
 OF • Overland Park, Kan.




**16**  
**HUDSON POLK**  
 Sr. • 6-1 • 210 • R/R  
 C • Coppell, Texas



**17**  
**HUNTER GRIMES**  
 R-Sr. • 6-1 • 185 • R/R  
 OF • Kerrville, Texas



**18**  
**REESE ROBINETT**  
 So. • 6-3 • 220 • L/R  
 INF • Kennett, Mo.



**19**  
**WILL EDMANSON**  
 Jr. • 6-1 • 195 • R/R  
 OF • Luther, Okla.



**20**  
**GABE GAECKLE**  
 Fr. • 6-0 • 195 • R/R  
 RHP • Aptos, Calif.




**21**  
**MASON MOLINA**  
 Jr. • 6-2 • 230 • R/L  
 LHP • Rancho Santa Margarita, Calif.



**22**  
**TY WAID**  
 Fr. • 6-2 • 225 • R/R  
 INF/OF • Texarkana, Ark.




**24**  
**PEYTON HOLT**  
 Sr. • 5-10 • 205 • R/R  
 INF/OF • Greenwood, Ark.




**25**  
**BRADY TYGART**  
 Jr. • 6-2 • 215 • R/R  
 RHP • Hernando, Miss.



**26**  
**TATE MCGUIRE**  
 Fr. • 6-3 • 210 • R/R  
 RHP • Liberty, Mo.



**27**  
**RYDER HELFRICK**  
 Fr. • 6-1 • 205 • R/R  
 C • Discovery Bay, Calif.




**28**  
**KOTY FRANK**  
 Grad. • 6-2 • 225 • R/R  
 RHP • Tushka, Okla.




**31**  
**DYLAN CARTER**  
 R-Jr. • 6-2 • 225 • R/R  
 RHP • Bentonville, Ark.




**32**  
**HUNTER DIETZ**  
 Fr. • 6-6 • 230 • R/L  
 LHP • Trinity, Fla.



**33**  
**HAGEN SMITH**  
 Jr. • 6-3 • 225 • L/L  
 LHP • Bullard, Texas



**34**  
**DIEGO RAMOS**  
 Fr. • 6-3 • 205 • S/R  
 RHP • Vian, Okla.




**36**  
**PARKER COIL**  
 So. • 6-3 • 190 • R/L  
 LHP • Edmond, Okla.



**37**  
**JAKE FAHERTY**  
 Jr. • 6-3 • 185 • R/R  
 RHP • Georgetown, Ky.



**38**  
**COLIN FISHER**  
 Fr. • 6-3 • 225 • L/L  
 LHP • Noble, Okla.




**39**  
**TUCKER HOLLAND**  
 Fr. • 6-6 • 235 • R/L  
 LHP • Fayetteville, N.C.




**40**  
**BEN BYBEE**  
 So. • 6-6 • 235 • R/R  
 RHP • Overland Park, Kan.




**41**  
**WILL MCENTIRE**  
 R-Sr. • 6-4 • 225 • L/R  
 RHP • Bryant, Ark.




**43**  
**KADE SMITH**  
 Fr. • 6-0 • 200 • R/R  
 OF • Searcy, Ark.



**44**  
**PARKER ROWLAND**  
 Sr. • 6-3 • 215 • S/R  
 C • Tulsa, Okla.




**45**  
**GAGE WOOD**  
 So. • 6-0 • 205 • R/R  
 RHP • Batesville, Ark.



**46**  
**CHRISTIAN FOUTCH**  
 So. • 6-3 • 230 • R/R  
 RHP • Littleton, Colo.



**48**  
**COOPER DOSSETT**  
 So. • 6-0 • 200 • R/R  
 RHP • Springdale, Ark.




**49**  
**STONE HEWLETT**  
 Sr. • 6-1 • 195 • L/L  
 LHP • Leawood, Kan.



**51**  
**JACK SMITH**  
 Fr. • 6-4 • 225 • L/L  
 LHP • Moulton, Ala.




**55**  
**JOSH HYNEMAN**  
 R-Fr. • 6-4 • 240 • R/R  
 RHP • Jonesboro, Ark.




**61**  
**ADAM HACHMAN**  
 Fr. • 6-5 • 245 • L/L  
 LHP • Wentzville, Mo.




**2**  
**DAVE VAN HORN**  
 Head Coach  
 22nd Season



**30**  
**NATE THOMPSON**  
 Assistant Coach  
 7th Season



**47**  
**MATT HOBBS**  
 Assistant Coach  
 6th Season



**7**  
**BOBBY WERNES**  
 Assistant Coach  
 4th Season



**7**  
**CLAY GOODWIN**  
 Director of Operations  
 17th Season



No.	Player	Pos.	Yr.	Ht.	Wt.	B/T	Hometown / High School / Previous School
1	Ty Wilmsmeyer	OF	Grad.	6-2	185	R/R	Springfield, Mo. / Glendale HS / Missouri
3	Nolan Souza	INF	Fr.	6-3	220	L/R	Honolulu, Hawaii / Punahou School
4	Jack Wagner	INF/OF	Grad.	6-0	210	R/R	Wichita, Kan. / Maize South HS / Kansas / Tarleton State
5	Kendall Diggs	OF	Jr.	6-0	210	L/R	Olathe, Kan. / Saint Thomas Aquinas HS
6	Ben McLaughlin	INF	Sr.	6-3	210	L/R	Golden, Colo. / Golden HS / Hutchinson CC
8	Hudson White	C	Jr.	6-1	200	R/R	Keller, Texas / Byron Nelson HS / Texas Tech
9	Wehiwa Aloy	INF	So.	6-2	200	R/R	Wailuku, Hawaii / H.P. Baldwin HS / Sacramento State
10	Peyton Stovall	INF	Jr.	5-11	200	L/R	Haughton, La. / Haughton HS
11	Jaewoo Cho	RHP	Fr.	6-3	220	R/R	Seoul, South Korea / IMG Academy
12	Jared Sprague-Lott	INF	Sr.	6-0	195	R/R	Philadelphia, Pa. / Springside Chestnut Hill Academy / Richmond
13	Jayson Jones	INF/OF	So.	6-2	215	R/R	Savannah, Texas / Braswell HS
14	Ross Lovich	OF	Sr.	6-0	185	L/L	Overland Park, Kan. / Blue Valley West HS / Missouri
16	Hudson Polk	C	Sr.	6-1	210	R/R	Coppell, Texas / Coppell HS / Oklahoma
17	Hunter Grimes	OF	R-Sr.	6-1	185	R/R	Kerrville, Texas / Tivy HS / UTSA / McLennan CC
18	Reese Robinett	INF	So.	6-3	220	L/R	Kennett, Mo. / Kennett HS
19	Will Edmunson	OF	Jr.	6-1	195	R/R	Luther, Okla. / Homeschool / Hutchinson CC
20	Gabe Gaeckle	RHP	Fr.	6-0	195	R/R	Aptos, Calif. / Aptos HS
21	Mason Molina	LHP	Jr.	6-2	230	R/L	Rancho Santa Margarita, Calif. / Trabuco Hills HS / Texas Tech
22	Ty Waid	INF/OF	Fr.	6-2	225	R/R	Texarkana, Ark. / Arkansas HS
24	Peyton Holt	INF/OF	Sr.	5-10	205	R/R	Greenwood, Ark. / Greenwood HS / Crowder College
25	Brady Tygart	RHP	Jr.	6-2	215	R/R	Hernando, Miss. / Lewisburg HS
26	Tate McGuire	RHP	Fr.	6-3	210	R/R	Liberty, Mo. / Liberty North HS
27	Ryder Helfrick	C	Fr.	6-1	205	R/R	Discovery Bay, Calif. / Clayton Valley Charter HS
28	Koty Frank	RHP	Grad.	6-2	225	R/R	Tushka, Okla. / Tushka HS / Eastern Oklahoma State College / Nebraska
31	Dylan Carter	RHP	R-Jr.	6-2	225	R/R	Bentonville, Ark. / Bentonville West HS / Crowder College
32	Hunter Dietz	LHP	Fr.	6-6	230	R/L	Trinity, Fla. / Calvary Christian HS
33	Hagen Smith	LHP	Jr.	6-3	225	L/L	Bullard, Texas / Bullard HS
34	Diego Ramos	RHP	Fr.	6-3	205	S/R	Vian, Okla. / Vian HS
36	Parker Coil	LHP	So.	6-3	190	R/L	Edmond, Okla. / Edmond Memorial HS
37	Jake Faherty	RHP	Jr.	6-3	185	R/R	Georgetown, Ky. / Great Crossing HS
38	Colin Fisher	LHP	Fr.	6-3	225	L/L	Noble, Okla. / Noble HS
39	Tucker Holland	LHP	Fr.	6-6	235	R/L	Fayetteville, N.C. / The Burlington School
40	Ben Bybee	RHP	So.	6-6	235	R/R	Overland Park, Kan. / Blue Valley Southwest HS
41	Will McEntire	RHP	R-Sr.	6-4	225	L/R	Bryant, Ark. / Bryant HS
43	Kade Smith	OF	Fr.	6-0	200	R/R	Searcy, Ark. / Harding Academy
44	Parker Rowland	C	Sr.	6-3	215	S/R	Tulsa, Okla. / Bishop Kelley HS / Arkansas State / Eastern Oklahoma State College
45	Gage Wood	RHP	So.	6-0	205	R/R	Batesville, Ark. / Batesville HS
46	Christian Foutch	RHP	So.	6-3	230	R/R	Littleton, Colo. / Chatfield Senior HS
48	Cooper Dossett	RHP	So.	6-0	200	R/R	Springdale, Ark. / Har-Ber HS
49	Stone Hewlett	LHP	Sr.	6-1	195	L/L	Leawood, Kan. / Rockhurst HS / Kansas
51	Jack Smith	LHP	Fr.	6-4	225	L/L	Moulton, Ala. / Hartselle HS
55	Josh Hyneman	RHP	R-Fr.	6-4	240	R/R	Jonesboro, Ark. / Jonesboro HS
61	Adam Hachman	LHP	Fr.	6-5	245	L/L	Wentzville, Mo. / Timberland HS

**Coaches & Support Staff**

Head Coach:	2 Dave Van Horn, 22nd Season (Arkansas, 1988)
Assistant Coach:	30 Nate Thompson, 7th Season (Dallas Baptist, 2006)
Assistant Coach:	47 Matt Hobbs, 6th Season (Missouri, 2002)
Assistant Coach:	7 Bobby Wernes, 4th Season (Arkansas, 2016)
Director of Operations:	Clay Goodwin, 17th Season (Arkansas, 2005)
Director of Strength & Conditioning:	Hunter Bell, 2nd Season (Arkansas-Monticello, 2018)
Director of Video & Scouting:	Zach Barr, 7th Season (Arkansas, 2017)
Director of Baseball Analytics:	DJ Baxendale, 5th Season (Arkansas, 2019)
Athletic Trainer:	Corey Wood, 13th Season (East Carolina, 2008)
Equipment Manager:	Mark Taylor, 33rd Season (Ouachita Baptist, 1988)
Graduate Manager:	John McElroy
Student Managers:	Ryan Cleinmark, Bryson Halford, Owen Hoover, Zane Ramey, Matthew Schluterman
Sports Information Director:	Oliver Grigg, 4th Season (Tulane, 2017)
Academics Director:	Jonathan Burgess, 3rd Season (Central Arkansas, 2015)
Sport Administrator:	Kevin Trainor, 14th Season (Arkansas, 1994)
Administrative Assistant:	Kelly Moore, 21st Season (Arkansas, 2004)

Pronunciation Guide	
<b>Wehiwa Aloy</b> .....	veh-hee-vuh ah-loy
Hunter <b>Dietz</b> .....	deets
Cooper <b>Dossett</b> .....	dah-sit
<b>Koty</b> Frank .....	cody
Gabe <b>Gaeckle</b> .....	gack-uhl
Adam <b>Hachman</b> .....	hack-mann
Ross <b>Lovich</b> .....	low-vitch
Nolan <b>Souza</b> .....	sue-zuh
Jared <b>Sprague-Lott</b> .....	sprayg
Brady <b>Tygart</b> .....	ty-gert
Bobby <b>Wernes</b> .....	wer-niss
Ty <b>Wilmsmeyer</b> .....	wilms-meyer



## THE STARTERS

**#8 HUDSON WHITE** C JR. **.279/.373/.450**

Has played in 38 games with 35 starts ... Four homers and 22 RBI this season ... Hit a walk-off RBI double the 10th inning in the series-clinching win against #8 LSU (March 29) ... Hit his first homer of SEC play at #8 Kentucky (May 4) ... Homer and season-high four RBI against #14 Mississippi State (May 10) ... Transfer from Texas Tech ... In 2023, played in 49 games with 44 starts ... Slashed .296/.397/.550 with 11 homers and 49 RBI ... Tallied 50 hits, including 10 doubles ... Drew 27 walks ... 2-for-3 in stolen base attempts ... Recorded 10 multi-RBI games, including three games with five or more RBI.

**#6 BEN McLAUGHLIN** 1B SR. **.297/.454/.471**

Has played in all 52 games with 51 starts this season ... Tied for third on the team with seven homers ... Tied for third on the Hogs in RBI (32) ... Team leader in walks (47) ... In 2023, played in 28 games with 21 starts, slashing .346/.442/.487 with two homers and 14 RBI ... Racked up 27 hits, including three doubles and one triple ... Drew 11 walks and was hit by four pitches ... Eight multi-hit games, including one three-hit game, and three multi-RBI games ... Season-long seven-game hitting streak and 18-game reached base streak ... In SEC play, slashed .333/.460/.510 with two home runs and nine RBI over 16 games.

**#10 PEYTON STOVALL** 2B JR. **.339/.402/.564**

One of the Hogs' three team captains ... Has started all 40 games played in ... Team leader in hits (56) ... Nine homers and 37 RBI this season ... Suffered a broken foot in a preseason scrimmage and missed first 12 games of the year ... Reached base in his first 20 games back after returning from the preseason injury ... Jacked a three-run homer in his season debut against McNeese (March 9) ... Recorded his second career five-hit game against Missouri State (May 1) ... In 2023, started all 38 games played in at second before suffering a season-ending injury ... Slashed .253/.330/.393 with five homers and 31 RBI.

**#12 JARED SPRAGUE-LOTT** 3B SR. **.313/.457/.522**

Has played in 40 games with 38 starts this season ... Seven home runs and 23 RBI on the year ... Second on the Razorbacks in walks (32) this season ... Homered in two consecutive games at #25 Alabama (April 12-13) ... Transfer from Richmond ... In 2023, started all 53 games played in ... Slashed .314/.440/.582 with a team-leading 13 homers and 43 RBI ... Scored a team-high 60 runs ... Tallied 61 hits, including 13 doubles ... Drew 44 walks ... Added three stolen bases ... In Atlantic 10 play, slashed .348/.492/.630 with six homers and 19 RBI ... Team-leading 34 runs scored against conference opponents ... Had 32 hits, including eight doubles ... Drew 24 walks compared to just 14 strikeouts.

**#9 WEHIWA ALOY** SS SO. **.279/.376/.478**

Has started all 52 games at shortstop ... Team leader in homers (11), RBI (50) and stolen bases (7) ... Fourth on the Razorbacks in walks (25) this season ... Team-leading three grand slams this season ... First homer as a Hog was a grand slam against UCA (March 5) ... Hit his first home run in SEC play against Missouri (March 16) ... Transfer from Sacramento State ... In 2023, was a consensus Freshman All-American ... Played all 56 games with 55 starts ... Slashed .376/.427/.662 with 14 homers and 46 RBI ... Added 15 doubles and five triples ... One of three native-born Hawaiian student-athletes in Arkansas baseball history, including INF Rick Nomura (2015-16) and INF Nolan Souza (2024-pres.).

**#14 ROSS LOVICH** LF SR. **.288/.414/.438**

Has played in 32 games with 23 starts this season ... Two homers and 16 RBI on the year ... Tied for the team lead in triples (1) ... Delivered a pinch-hit RBI double at #8 Kentucky (May 3) ... Transfer from Missouri ... In 2023, played in 28 games with 27 starts in the outfield, missing a handful of games due to injury ... Slashed .306/.383/.541 with four home runs and 20 RBI on the year ... Scored 30 runs ... Tallied 30 hits, including nine doubles and one triple ... Drew eight walks and was hit by six pitches.

**#1 TY WILMSMEYER** CF GRAD. **.180/.287/.220**

Has played in 40 games with 32 starts ... One homer and 12 RBI on the year ... Transfer from Missouri ... In 2023, started all 54 games for Tigers ... Slashed .311/.380/.482 with seven homers and 25 RBI ... Tied for the team lead in batting average (.311) ... Team leader in stolen bases, finishing 21-for-24 in attempts ... Scored 40 runs on the year ... Totaled 60 hits, including 10 doubles and one triple ... Ranked second on the Tigers in hits (60) and doubles (10).

**#5 KENDALL DIGGS** RF JR. **.242/.352/.416**

One of the Hogs' three team captains ... Has played in 48 games with 47 starts ... Six homers and 33 RBI on the year ... Team leader in doubles (11) ... Third on the Razorbacks in walks (29) ... Socked his first homer of the season against Murray State (March 2) ... Had four RBI at #8 Kentucky (May 3) ... In 2023, played in 58 games with 57 starts ... Slashed .299/.436/.547 with 12 homers and a team-high 63 RBI ... Scored 51 runs, tied for second most on the Hogs ... Racked up the team's second-most hits (60), including 12 doubles and 1 triple ... Drew a team-high 46 walks ... Finished with 14 multi-hit games and a team-leading 17 multi-RBI games ... Reached base in a team-leading 34 consecutive games ... In SEC play, posted a .291/.437/.495 slash line with four homers and a team-leading 33 RBI ... Drew a team-high 26 walks in conference action ... Named to the All-SEC Second Team at designated hitter/utility.

**#24 PEYTON HOLT** DH SR. **.325/.431/.458**

Has played in 38 games with 33 starts ... Four homers and 18 RBI on the year ... Tied for team lead in triples (1) ... Tied for second in stolen bases (6) ... In 2023, played in 31 games with 19 starts ... Slashed .392/.489/.581 with two homers and 17 RBI ... Totaled 29 hits, including four doubles and two triples ... Drew nine walks and was hit by five pitches ... Perfect 6-for-6 in stolen base attempts ... 10 multi-hit games and four multi-RBI games ... Season-long 10-game hitting streak and 13-game reached base streak ... In SEC play, played in 13 games with nine starts ... Slashed .441/.513/.647 with one home run and eight RBI over 34 at-bats ... Had 15 hits, including four doubles, and scored nine runs.

## THE BENCH

**#3 NOLAN SOUZA** INF FR. **.262/.375/.523**

Has played in 36 games with 30 starts as a true freshman ... Slashing .262/.375/.523 with seven homers and 28 RBI ... 3-for-3 in stolen base attempts ... Hit his first career grand slam against Arkansas State (April 2) ... Two multi-homer against in SEC play: vs. Missouri (March 15), vs. Ole Miss (April 6) ... Attended Punahou High School in Honolulu, Hawai'i ... Also played for the Hawai'i Tigers, where he was coached by former Razorback infielder Rick Nomura ... Ranked by Perfect Game as the No. 56 overall prospect and the No. 19 shortstop in the class of 2023 ... Rated the No. 1 overall prospect and the No. 1 shortstop in Hawai'i by Perfect Game ... One of three native-born Hawaiian student-athletes in Arkansas baseball history, including INF Rick Nomura (2015-16) and INF Wehiwa Aloy (2024-pres.).

**#4 JACK WAGNER** INF/OF GRAD. **.267/.357/.511**

Has played in 17 games with 13 starts ... Slashing .267/.357/.511 with three homers and 11 RBI ... Hit his first SEC homer against #8 LSU (March 28) in his first SEC start ... Transfer from Tarleton State ... Started in 48 games ... Slashed .337/.451/.692 with a team-leading 15 home runs and a team-leading 56 RBI ... Led the Texans in triples (4), home runs (15), RBI (56), walks (28), on-base percentage (.451), slugging percentage (.692) and OPS (1.143) ... Totaled 58 hits on the year ... Had 14 multi-hit games and 13 multi-RBI games.

**#13 JAYSON JONES** OF SO. **.196/.403/.370**

Has played in 21 games with 17 starts ... Slashing .196/.403/.370 with four home runs and 17 RBI this season ... Hit a grand slam against Grambling (Feb. 27), finishing with a career-high six RBI ... In 2023, played in 20 games with 13 starts ... Slashed .196/.403/.370 with two homers and six RBI ... Nine hits, including two doubles ... Drew 14 walks ... 2-for-2 in stolen base attempts ... Two multi-hit games and two multi-RBI games ... Season-long four-game hitting streak and four-game reached base streak.

**#16 HUDSON POLK** C SR. **.150/.280/.300**

Has played in eight games (five starts) this season ... Slashing .150/.280/.300 with one homer and five RBI ... In his first at-bat of the year, hit a grand slam against Grambling (Feb. 27) ... In 2023, played in 26 games with 19 starts ... Slashed .190/.342/.310 with two homers and seven RBI ... Scored 10 runs ... Totaled 10 hits, including one double, to go along with eight walks and six hit-by-pitches on the year ... One multi-hit game and two multi-RBI games ... Season-long two-game hitting streak and four-game reached base streak.

**#19 WILL EDMUNSON** OF JR. **.235/.364/.321**

Has played in 34 games (21 starts) this year ... Slashing .235/.364/.321 with one homer and 10 RBI ... Tied for second in stolen bases (6) ... Transfer from Hutchinson CC ... First Blue Dragon to be named Kansas Jayhawk Community College Conference West MVP since 2019 ... Played in 58 games, slashing a team-leading .454/.534/.741 with 11 home runs and 51 RBI over 205 at-bats ... First Blue Dragon to win the Jayhawk Conference batting title since 2017 ... Totaled 93 hits, including 18 doubles and four triples ... Scored 78 runs.

**#27 RYDER HELFRICK** C FR. **.185/.338/.369**


Has played in 24 games (20 starts) as a true freshman ... Slashing .185/.338/.369 this season with two doubles, three homers and seven RBI ... First collegiate hit was a solo home run against James Madison (Feb. 17) on his birthday ... In his first SEC at-bat, clobbered a game-winning, ninth-inning solo homer at #23 Auburn (March 22) ... Hit a solo homer against Florida (April 24) ... Attended Clayton Valley Charter High School in Concord, Calif. ... Ranked by Perfect Game as the No. 33 overall prospect and the No. 3 catcher in the class of 2023 ... Rated the No. 7 overall prospect and the No. 2 catcher in California by Perfect Game.

**#44 PARKER ROWLAND** C SR. **.214/.395/.286**

Has played in 14 games (11 starts) this season ... Slashing .214/.395/.286 on the year ... In 2023, played in 46 games with 42 starts ... Slashed .182/.293/.238 with two homers and 19 RBI on the year ... Totaled 26 hits, including two doubles ... Drew 21 walks and was hit by two pitches ... Four multi-hit games and five multi-RBI games ... Season-long three-game hitting streak and four-game reached base streak.



ON THE MOUND



**#33 LHP HAGEN SMITH**

**JR.**

**9-0, 1.65 ERA, 71.0 IP, 29 BB, 136 SO**

Last Start: vs. #14 Mississippi State (May 10), 5.0 IP, 4 H, 3 R, 3 ER, 4 BB, 11 SO

FRIDAY

13 starts on the mound this season ... Team-leading 10 quality starts on the year ... Team-leading 10 double-digit strikeout games this season ... Team leader in wins (9) ... Two-time SEC Pitcher of the Week (Week 2, Week 6) this season ... Named to the midseason watch list for the Golden Spikes Award ... Entering Thursday, leads the nation in ERA (1.64), hits allowed per nine innings (4.2) and strikeouts per nine (17.2) ... Ranks third nationally in strikeouts (136), seventh in WHIP (0.87) and eighth in victories (9) ... Made his season debut on the mound in an Opening Day start against James Madison (Feb. 16) ... Earned the Opening Day start for the second season in a row, becoming the first Arkansas pitcher to make consecutive season-opening starts since RHP Blaine Knight in 2017-18 ... In his second start of the season, tied a program record with 17 strikeouts on 78 pitches over six shutout innings vs. #7 Oregon State (Feb. 23) in the Kubota College Baseball Series at Globe Life Field in Arlington, Texas ... Named SEC Pitcher of the Week and earned national pitcher of the week honors from DiBaseball, Golden Spikes Award, NCBWA and Perfect Game following his historic 17-strikeout game ... In his next start, fanned 12 against Murray State (March 1) to earn his first win of the season ... Racked up nine strikeouts over four scoreless innings against McNeese (March 9) to improve to 2-0 on the year ... In his first SEC start of the season against Missouri (March 15), improved to 3-0 and earned his third quality start of the year with six scoreless innings and 10 strikeouts in the Hogs' combined shutout win ... On the road at #23 Auburn (March 21), fired six scoreless innings with 12 strikeouts to earn his fourth quality start and improve to 4-0 on the year ... Named SEC Pitcher of the Week for the second time this season as a result of his performance at Auburn ... Earned his fifth win and fifth quality start of the season against #8 LSU (March 28), recording his fifth double-digit strikeout game of the year with 10 punchouts over six innings of two-run ball ... Notched his sixth quality start and sixth double-digit strikeout performance of the season against Ole Miss (April 4), spinning six innings of two-run ball with 11 strikeouts ... Improved to 7-0 with a quality start on the road at #25 Alabama (April 12), striking out six over six shutout innings of work ... Tallied his eighth quality start and seventh double-digit strikeout game at #20 South Carolina (April 19), fanning 11 over six innings of one-run ball ... Struck out 11 over a season-long seven innings in his ninth quality start and eighth double-digit performance of the season against Florida (April 26) ... Dominated on the road at #8 Kentucky (May 3), striking out 14 over six innings of one-run ball to claim his 10th quality start and ninth double-digit strikeout game, a single-season program record, of the year ... Turned in his 10th double-digit strikeout performance of the season against #14 Mississippi State (May 10), fanning 11 over five innings ... As a sophomore in 2023, named a consensus All-American ... Golden Spikes Award semifinalist ... College Baseball Foundation National Pitcher of the Year Award semifinalist ... Razorbacks' wildcard for his ability to pitch as a starter or work out of the bullpen ... Arkansas' first starting pitcher to earn All-SEC first-team honors since Ryne Stanek in 2013 ... Made 18 appearances with 11 starts on the mound during outstanding sophomore campaign ... Posted an 8-2 record with a 3.64 ERA, a team-leading 109 strikeouts and two saves in 71 2/3 innings of work ... One of five Razorback pitchers to record multiple saves on the year ... Defensively, posted a perfect 1.000 fielding percentage to earn a spot on the SEC All-Defensive Team ... In SEC play, worked in a variety of roles, making 11 appearances with five starts ... Compiled a 5-1 record with a 3.07 ERA ... Totaled 65 strikeouts over 44.0 innings and held opposing hitters to a .201 batting average in league action ... Before the season, named a preseason All-American by Perfect Game ... Following the season, earned an invite to the USA Baseball Collegiate National Team Training Camp and made the team's 31-man roster that represented Team USA in a pair of five-game series against Chinese Taipei and Japan ... Became the 22nd Razorback since 1979 to play for the USA Baseball Collegiate National Team.

PITCHER BREAKDOWN

	W-L-S	ERA	IP	H	R	ER	BB	SO
Starters	25-6-0	3.20	222.1	149	80	79	105	323
Relievers	17-4-23	3.71	233.0	198	110	96	89	292

THE HOG PEN

Pitcher	Last App.	---- Season Totals ----										
		IP	H	R	ER	BB	SO	HR	RI/S	RI/S	SV	Ret./1BF (BB)
Ben Bybee	MSU (5/11)	2.1	3	4	2	4	3	2	3/0	3/0	0	2/2 (0)
Dylan Carter	UK (5/3)	1.0	1	2	2	2	1	0	0/0	3/0	0	4/7 (2)
Parker Coil	MSU (5/11)	3.1	3	0	0	0	3	0	0/0	1/0	0	7/13 (1)
Hunter Dietz	SJSU (4/9)	0.1	0	0	0	1	1	0	0/0	0/0	0	0/2 (2)
Cooper Dossett	MSU (5/11)	0.1	0	0	0	0	0	0	1/0	4/0	0	10/13 (1)
Jake Faherty	MSU (5/11)	1.0	0	0	0	0	2	0	0/0	8/4	1	7/12 (2)
Colin Fisher	AUB (3/23)	2.2	4	2	2	0	1	0	3/2	4/3	0	1/3 (0)
Christian Foutch	MSU (5/12)	1.0	2	0	0	0	0	0	0/0	16/5	1	12/16 (1)
Koty Frank	UK (5/4)	0.2	2	3	3	1	1	0	1/1	19/8	4	15/20 (1)
Gabe Gaeckle	MSU (5/12)	2.0	2	0	0	1	3	0	0/0	19/1	7	17/19 (1)
Stone Hewlett	MSU (5/11)	0.1	0	0	0	1	1	0	2/0	21/2	4	15/19 (2)
Will McEntire	MSU (5/12)	2.0	1	0	0	3	1	0	0/0	15/2	4	19/25 (0)
Tate McGuire	GRAM (2/27)	1.0	3	1	1	0	3	0	0/0	0/0	0	2/2 (0)
Gage Wood	MSU (5/12)	3.0	4	1	1	1	3	1	0/0	12/6	2	12/18 (2)
<b>TEAM TOTALS</b>										<b>125/31</b>	<b>23</b>	<b>123/171 (15)</b>

**Bullpen Notes:** Arkansas' 23 total saves are second-most in single-season program history ... The Razorbacks are five saves shy of tying the single-season program record for saves of 28 (2018) ... Seven Arkansas pitchers have recorded at least one save this season: Gabe Gaeckle (7), Koty Frank (4), Stone Hewlett (4), Will McEntire (4), Gage Wood (2), Jake Faherty (1), Christian Foutch (1) ... Arkansas relievers have recorded 11 multi-inning saves this season ... Gabe Gaeckle has a team-leading six multi-inning saves: 1.2 IP vs. Murray State (March 1), 2.0 IP vs. UCA (March 5), 2.2 IP vs. McNeese (March 10), 1.1 IP vs. Oral Roberts (March 12), 1.2 IP at #25 Alabama (April 12), 2.0 IP vs. #14 Mississippi State (May 12) ... Koty Frank has three multi-inning saves: 2.1 IP vs. JMU (Feb. 17), 2.2 IP vs. McNeese (March 9), 2.2 IP vs. Missouri State (May 1) ... Will McEntire has two multi-inning saves: 3.2 IP vs. Murray State (March 3), 1.1 IP vs. #8 LSU (March 30) ... Gage Wood has one multi-inning save: 2.1 IP vs. JMU (Feb. 16) ... Razorback relievers have combined to inherit 125 runners and allow just 31 (24.8%) to score this season ... Arkansas relievers have combined to retire 123 of their 171 first batters faced (71.9%), issuing 15 walks to the first batters faced this season.



**Gabe Gaeckle** is the Razorbacks' leader in saves (7) this season. The true freshman right-hander has a 2.06 ERA and 45 strikeouts in 35.0 innings of relief work over 19 appearances.



**Will McEntire** has thrown a team-high 49.0 innings in relief, owning a 5-0 record with a 3.67 ERA and four saves. The right-hander has struck out 60 batters to just 12 walks this year.



**Gage Wood**, the Hogs' closer as a true freshman in 2023, is 3-1 with a 3.03 ERA, two saves and 44 strikeouts in 29.2 innings of work over 19 appearances, including one start, this season.



## RECORD RUNDOWN

Overall.....	42-10
vs. top-5 teams.....	0-0
vs. top-10 teams.....	5-2
vs. top-25 teams.....	12-7
vs. unranked teams.....	30-3
At home.....	33-3
On the road.....	6-6
At neutral sites.....	3-1
In day games.....	23-7
In night games.....	19-3
In extra innings.....	1-2
In white uniforms.....	12-0
In cardinal uniforms.....	11-3
In cream uniforms.....	7-1
In grey uniforms.....	5-4
In pinstripe uniforms.....	7-2
vs. teams over .500.....	29-8
vs. teams .500 or worse.....	12-2
vs. right-handed starter.....	31-5
vs. left-handed starter.....	11-4
vs. both-handed starter.....	0-1
When starter receives decision.....	25-6
When reliever receives decision.....	17-4
When starter goes 5+ innings.....	21-4
When starter goes less than 5 innings.....	21-6
When scoring first.....	28-5
When scoring in 1st inning.....	15-1
When opponent scores first.....	14-5
When leading after 6 innings.....	37-1
When trailing after 6 innings.....	1-7
When tied after 6 innings.....	4-2
When leading after 7 innings.....	33-1
When trailing after 7 innings.....	1-8
When tied after 7 innings.....	3-1
When leading after 8 innings.....	31-1
When trailing after 8 innings.....	0-9
When tied after 8 innings.....	3-0
In one-run games.....	10-2
In two-run games.....	8-1
In five-run or more games.....	15-2
In run-rule games.....	8-0
Weekend series W-L-T.....	10-2-0
Weekend series sweeps/times swept.....	5/0
When scoring 10+ runs.....	10-0
Shutouts/times shut out.....	6/1
When opponent scores 5 runs or less.....	37-3
When opponent scores 6 runs or more.....	5-7
When collecting 0-3 hits.....	1-0
When collecting 4-6 hits.....	9-2
When collecting 7-9 hits.....	16-4
When collecting 10-12 hits.....	12-4
When collecting 13+ hits.....	4-0
When out-hitting opponent.....	28-3
When out-hit by opponent.....	8-4
When hits are equal.....	6-3
When hitting a home run.....	32-6
When opponent hits a home run.....	16-7
When errorless.....	26-2
When committing one error.....	11-7
When committing 2 errors.....	4-1
When committing 3+ errors.....	1-0
When opponent is errorless.....	15-2
vs. SEC opponents.....	19-8
vs. SEC East opponents.....	8-4
vs. SEC West opponents.....	11-4
vs. non-conference opponents.....	23-2
In midweek games.....	12-0
In rubber games.....	2-2
Game 1 of weekend series.....	12-0
Game 2 of weekend series.....	8-4
Game 3 of weekend series.....	7-5
Game 4 of weekend series.....	1-0
In February.....	6-2
In March.....	17-1
In April.....	15-4
In May.....	4-3
In June.....	0-0

## MULTI-HIT GAMES

Name	2	3	4	5+	Total
Peyton Stovall	10	4	1	1	16
Jared Sprague-Lott	12	2	-	-	14
Ben McLaughlin	9	3	1	-	13
Wehiwa Aloy	8	3	1	-	12
Kendall Diggs	10	1	-	-	11
Peyton Holt	7	3	-	-	10
Hudson White	7	1	-	-	8
Nolan Souza	4	3	-	-	7
Will Edmunson	4	1	-	-	5
Ross Lovich	4	1	-	-	5
Ty Wilmsmeyer	3	1	-	-	4
Jayson Jones	2	-	-	-	2
Jack Wagner	2	-	-	-	2
Parker Rowland	1	-	-	-	1
<b>TEAM</b>	<b>83</b>	<b>23</b>	<b>3</b>	<b>1</b>	<b>110</b>

## CAREER MULTI-HIT GAMES

Name	'19	'20	'21	'22	'23	'24	Total
Jared Sprague-Lott	-	-	10	17	20	14	61
Peyton Stovall	-	-	-	18	10	16	44
Wehiwa Aloy	-	-	-	-	30	12	42
Ty Wilmsmeyer	-	-	2	14	20	4	40
Hudson White	-	-	-	14	12	8	34
Kendall Diggs	-	-	-	2	14	11	27
Jack Wagner	3	2	6	-	14	2	27
Ross Lovich	-	-	1	9	7	5	22
Ben McLaughlin	-	-	-	-	8	13	21
Peyton Holt	-	-	-	-	10	10	20
Hunter Grimes	6	-	-	-	1	-	7
Parker Rowland	-	-	2	-	4	1	7
Nolan Souza	-	-	-	-	-	7	7
Will Edmunson	-	-	-	-	-	5	5
Jayson Jones	-	-	-	-	2	2	4
Hudson Polk	-	-	-	1	1	-	2
Reese Robinett	-	-	-	-	1	-	1

## MULTI-RBI GAMES

Name	2	3	4	5+	Total
Wehiwa Aloy	2	3	4	1	10
Peyton Stovall	7	3	-	-	10
Ben McLaughlin	5	4	-	-	9
Nolan Souza	5	2	1	1	9
Kendall Diggs	6	1	1	-	8
Ross Lovich	3	1	1	-	5
Jared Sprague-Lott	4	1	-	-	5
Hudson White	4	-	1	-	5
Jayson Jones	3	-	-	1	4
Peyton Holt	3	-	-	-	3
Ty Wilmsmeyer	1	1	-	1	3
Will Edmunson	2	-	-	-	2
Jack Wagner	1	-	-	-	1
Hudson Polk	-	-	1	-	1
<b>TEAM</b>	<b>46</b>	<b>16</b>	<b>9</b>	<b>4</b>	<b>75</b>

## HITTING STREAKS

Name	Longest	Current
Wehiwa Aloy	14	-
Kendall Diggs	11	-
Hudson White	8	8
Jared Sprague-Lott	8	1
Ben McLaughlin	7	1
Nolan Souza	6	-
Peyton Stovall	6	-
Peyton Holt	5	3
Will Edmunson	5	-
Jayson Jones	4	1
Ross Lovich	4	3
Jack Wagner	4	1
Ryder Helfrick	4	4
Ty Wilmsmeyer	3	-
Hudson Polk	3	-
Parker Rowland	2	-

## REACHED BASE STREAKS

Name	Longest	Current
Wehiwa Aloy	31	-
Jared Sprague-Lott	23	23
Peyton Stovall	20	-
Ben McLaughlin	17	17
Kendall Diggs	12	2
Nolan Souza	11	4
Hudson White	8	8
Ross Lovich	7	3
Ryder Helfrick	7	7
Ty Wilmsmeyer	7	-
Jayson Jones	7	1
Peyton Holt	5	4
Will Edmunson	5	-
Parker Rowland	5	-
Jack Wagner	4	1
Hudson Polk	2	-

## CAREER HOME RUNS

Name	Solo	2R	3R	GS	Total
Jared Sprague-Lott	17	8	3	-	28
Wehiwa Aloy	14	5	3	3	25
Kendall Diggs	8	4	7	2	21
Hudson White	9	8	3	1	21
Peyton Stovall	11	7	1	1	20
Jack Wagner	8	9	3	-	20
Ross Lovich	8	1	2	-	11
Ty Wilmsmeyer	5	3	3	-	11
Ben McLaughlin	4	4	1	-	9
Nolan Souza	4	1	1	1	7
Peyton Holt	3	2	1	-	6
Jayson Jones	2	3	-	1	6
Hunter Grimes	4	-	-	-	4
Hudson Polk	1	2	-	1	4
Ryder Helfrick	3	-	-	-	3
Reese Robinett	1	-	1	-	2
Will Edmunson	1	-	-	-	1

## HOME RUN BREAKDOWN

Total.....	70
at Baum-Walker Stadium.....	57
on the Road.....	13
Neutral Site.....	0
vs. RHP.....	58
vs. LHP.....	12
w/ 0 Outs.....	25
w/ 1 Out.....	25
w/ 2 Outs.....	20
Solo.....	37
Two-Run.....	18
Three-Run.....	9
Grand Slam.....	6
Leadoff.....	14
Back-To-Back.....	7
Walk-Off.....	1
Pinch-Hit.....	0
Before 7th Inning.....	57
7th Inning and Beyond.....	13
Current Streak of Consecutive Games with HR.....	5
Longest Streak of Consecutive Games with HR.....	11
Opponent HR Total.....	40
Last HR Given Up.....	Solo
Current Streak of No HR Allowed.....	0
Longest Stretch without HR Allowed.....	6

## COMEBACKS

defined as any win when trailing after an inning

Date / Opponent	Score (Inn.)	Final
Feb. 16 / JMU	2-3 (1)	W, 6-4
March 1 / Murray State	0-1 (1)	W, 5-1
March 3 / Murray State	0-1 (2)	W, 5-3
March 5 / UCA	0-1 (2)	W, 9-7
March 22 / at #23 Auburn	4-5 (6)	W, 6-5
March 30 / #8 LSU	1-3 (3)	W, 7-5
April 4 / Ole Miss	1-2 (5)	W, 5-2
April 16 / Texas Tech	7-8 (7)	W, 9-8
April 17 / Texas Tech	2-3 (5)	W, 5-4
April 19 / at #20 South Carolina	0-1 (6)	W, 2-1
May 3 / at #8 Kentucky	0-1 (4)	W, 10-3
May 12 / #14 Mississippi State	0-6 (3)	W, 9-6

## BLOWN LEADS

defined as any loss when leading after an inning

Date / Opponent	Score (Inn.)	Final
Feb. 18 / James Madison	2-0 (3)	L, 7-3
Feb. 24 / Oklahoma State	1-0 (8)	L, 2-1 (14)
March 23 / at #23 Auburn	4-1 (5)	L, 8-6
April 27 / Florida [DH-2]	1-0 (2)	L, 9-5



**TEAM GAME HIGHS**

**Team Batting**

At bats:	52	vs. Oklahoma State (Feb. 24 in Arlington, Texas)
Runs scored:	21	vs. Grambling (Feb. 27)
Hits:	20	vs. Grambling (Feb. 27)
RBI:	19	vs. Grambling (Feb. 27)
Doubles:	6	vs. James Madison (Feb. 18)
	6	vs. Grambling (Feb. 27)
Triples:	1	vs. #7 Oregon State (Feb. 23 in Arlington, Texas)
	1	vs. Missouri (March 16)
	1	at #23 Auburn (March 23)
Home runs:	4	vs. McNeese [DH-2] (March 9)
	4	vs. Missouri (March 15)
	4	vs. Little Rock (March 26)
Total bases:	35	vs. Grambling (Feb. 27)
Walks:	11	vs. #8 LSU (March 28)
Strikeouts:	14	vs. Oklahoma State (Feb. 24 in Arlington, Texas)
	14	vs. #8 LSU (March 29)
Sac hits:	2	vs. Oral Roberts (March 12)
	2	vs. San Jose State (April 10)
	2	vs. Texas Tech (April 17)
Sac flies:	2	(5 times)
Stolen bases:	4	vs. Murray State (March 1)
Hit by pitch:	4	vs. #7 Oregon State (Feb. 23 in Arlington, Texas)
	4	vs. Michigan (Feb. 25 in Arlington, Texas)
	4	vs. Little Rock (March 26)
Caught stealing:	1	at #23 Auburn (March 21)
Runners LOB:	15	vs. Oklahoma State (Feb. 24 in Arlington, Texas)
Hit into DP:	3	vs. Michigan (Feb. 25 in Arlington, Texas)

**Fielding**

Putouts:	40	vs. Oklahoma State (Feb. 24 in Arlington, Texas)
Assists:	12	vs. Missouri (March 17)
Errors:	4	vs. Michigan (Feb. 25 in Arlington, Texas)
Passed balls:	1	(5 times)
DPs turned:	3	vs. #8 LSU (March 30)
	3	vs. Texas Tech (April 14)

**Pitching**

Innings pitched:	13.1	vs. Oklahoma State (Feb. 24 in Arlington, Texas)
Runs allowed:	11	at #8 Kentucky (May 4)
Earned runs:	11	at #8 Kentucky (May 4)
Walks allowed:	10	vs. #14 Mississippi State (May 11)
Strikeouts:	25	vs. Oklahoma State (Feb. 24 in Arlington, Texas)
Hits allowed:	13	vs. Texas Tech (April 16)
	13	vs. Mississippi State (May 12)
Doubles allowed:	5	at #20 South Carolina [DH-2] (April 20)
	5	at #8 Kentucky (May 4)
Triples allowed:	1	vs. McNeese (March 10)
Homers allowed:	4	vs. #8 LSU (March 30)
Wild pitches:	3	vs. James Madison (Feb. 18)
Hit batters:	4	at #25 Alabama (April 13)

**INDIVIDUAL GAME HIGHS**

**Individual Batting**

At bats:	7	Wehiwa Aloy vs. Oklahoma State (Feb. 24 in Arlington, Texas)
Runs scored:	4	Peyton Holt vs. Grambling (Feb. 27)
Hits:	5	Peyton Stovall vs. Missouri State (May 1)
RBI:	6	Jayson Jones vs. Grambling (Feb. 27)
Doubles:	2	(9 times)
Triples:	1	Peyton Holt vs. #7 Oregon State (Feb. 23 in Arlington, Texas)
	1	Ross Lovich vs. Missouri (March 16)
	1	Kendall Diggs at #23 Auburn (March 23)
Home runs:	2	Jayson Jones vs. Grambling (Feb. 27)
	2	Nolan Souza vs. Missouri (March 15)
	2	Nolan Souza vs. Ole Miss (April 6)
Total bases:	9	Nolan Souza vs. Missouri (March 15)
	9	Nolan Souza vs. Ole Miss (April 6)
Walks:	3	(10 times)
Strikeouts:	3	(14 times)
Sac hits:	1	(13 times)
Sac flies:	2	Peyton Stovall vs. UAPB (April 23 in North Little Rock, Ark.)
Stolen bases:	1	(40 times)
Hit by pitch:	2	(4 times)
Caught stealing:	1	(9 times)
Runners LOB:	7	Nolan Souza at #25 Alabama (April 12)

**Fielding**

Putouts:	24	Ryder Helfrick vs. Oklahoma State (Feb. 24 in Arlington, Texas)
Assists:	6	Peyton Stovall at #23 Auburn (March 23)
	6	Peyton Stovall vs. #8 LSU (March 29)
Errors:	2	Jared Sprague-Lott vs. Oklahoma State (Feb. 24 in Arlington, Texas)
	2	Jared Sprague-Lott vs. Michigan (Feb. 25 in Arlington, Texas)
	2	Parker Rowland at #23 Auburn (March 22)
Passed balls:	1	(5 times)

**Pitching**

Innings pitched:	7.0	Hagen Smith vs. Florida (April 26)
Runs allowed:	6	Ben Bybee vs. Texas Tech (April 16)
Earned runs:	6	Ben Bybee vs. Texas Tech (April 16)
Walks allowed:	7	Mason Molina at #20 South Carolina [DH-1] (April 20)
Strikeouts:	17	Hagen Smith vs. #7 Oregon State (Feb. 23 in Arlington, Texas)
Hits allowed:	7	Mason Molina vs. #8 LSU (March 29)
Doubles allowed:	3	Brady Tygart at #20 South Carolina [DH-2] (April 20)
	3	Brady Tygart at #8 Kentucky (May 4)
	3	Will McEntire at #8 Kentucky (May 5)
Triples allowed:	1	Gage Wood vs. McNeese (March 10)
Homers allowed:	3	Brady Tygart vs. #8 LSU (March 30)
Wild pitches:	2	Brady Tygart at #25 Alabama (April 14)
Hit batters:	3	Brady Tygart vs. James Madison (Feb. 17)
	3	Brady Tygart vs. McNeese [DH-2] (March 9)



**Hagen Smith** struck out 17 batters in six scoreless innings to tie the Razorbacks' single-game strikeout record in a start against #7 Oregon State (Feb. 23) in the Kubota College Baseball Series at Globe Life Field in Arlington, Texas. Each of Smith's first 15 outs were strikeouts, and 17 of the 18 outs he recorded came via strikeout in his dominant start against the nationally-ranked Beavers.



THE LAST TIME AN ARKANSAS PLAYER...

Table listing various baseball statistics and the last time an Arkansas player achieved them, including hits in a game, home runs, RBI, strikeouts, and errors.





THE LAST TIME AN ARKANSAS TEAM...

Scored 10 runs	.....	at #8 Kentucky, May 3, 2024
Scored 11 runs	.....	vs. UAPB, April 23, 2024
Scored 12 runs	.....	vs. Missouri State, April 30, 2024
Scored 13 runs	.....	vs. Arkansas State, April 2, 2024
Scored 14 runs	.....	at Mississippi State, May 6, 2023
Scored 15 runs	.....	vs. James Madison, Feb. 17, 2024
Scored 16 runs	.....	vs. Omaha, March 28, 2023
Scored 17 runs	.....	vs. #2 Stanford (College World Series), June 18, 2022
Scored 18 runs	.....	vs. McNeese, March 10, 2024
Scored 19 runs	.....	vs. Northwestern State, April 23, 2019
Scored 20 runs	.....	at #6 Oklahoma State (NCAA Regional), June 4, 2022
Scored 21 runs	.....	vs. Grambling, Feb. 27, 2024
Scored 22 runs	.....	vs. Louisiana Tech, Feb. 14, 2004
Scored 23 runs	.....	Never
Scored 24 runs	.....	Missouri Southern, Feb. 11, 1998
Scored 25 runs	.....	Missouri Southern, Feb. 4, 2001
Scored 26 runs	.....	vs. UA Pine Bluff, April 14, 2021
Scored 27 runs	.....	Never
Scored 28 runs	.....	vs. Wisconsin-Milwaukee (2), Feb. 18, 2007
Scored 29 runs	.....	Morningside, April 6, 1968
Scored 30 runs	.....	at South Carolina, March 30, 1997
Scored 32 runs	.....	32 vs. Bucknell, Feb. 17, 2018
Scored 33 runs	.....	33 vs. Southwest Baptist, March 21, 1984
Had 10 hits	.....	vs. #14 Mississippi State, May 10, 2024
Had 11 hits	.....	at #8 Kentucky, May 3, 2024
Had 12 hits	.....	vs. Florida [DH-1], April 27, 2024
Had 13 hits	.....	vs. UCA, April 18, 2023
Had 14 hits	.....	vs. San Jose State, April 10, 2024
Had 15 hits	.....	at Ole Miss [DH-1], April 7, 2023
Had 16 hits	.....	vs. #25 Auburn (College World Series), June 21, 2022
Had 17 hits	.....	vs. #16 NC State (NCAA Super Regional), June 11, 2021
Had 18 hits	.....	vs. South Alabama, March 7, 2020
Had 19 hits	.....	vs. UCA, April 5, 2022
Had 20 hits	.....	vs. Grambling, Feb. 27, 2024
Had 21 hits	.....	vs. #2 Stanford (College World Series), June 18, 2022
Had 22 hits	.....	at #6 Vanderbilt, April 14, 2019
Had 23 hits	.....	Centenary, March 31, 1999
Had 24 hits	.....	Georgia, March 17, 2001
Had 25 hits	.....	at Centenary, March 23, 2005
Had 26-29 hits	.....	28 at South Carolina, March 30, 1997
Had 30 hits	.....	vs. Saint Louis, April 7, 2010
Had 31+ hits	.....	32 vs. Southwest Baptist, March 21, 1984
Hit four home runs in a game	.....	4 - Peyton Stovall (1), Wehiwa Aloy (1), Jack Wagner (1), Will Edmunson (1) vs. Little Rock, March 26, 2024
Hit five home runs in a game	.....	5 - Jalen Battles (1), Christian Franklin (1), Cullen Smith (1), Cayden Wallace (1), Braydon Webb (1) vs. NJIT (NCAA Regional), June 4, 2021
Hit six home runs in a game	.....	6 - Luke Bonfield (1), Dominic Fletcher (1), Jared Gates (1), Grant Koch (1), Casey Martin (1), Carson Shaddy (1) vs. Bucknell, Feb. 17, 2018
Hit seven home runs in a game	.....	7 - Robert Moore (2), Jalen Battles (1), Chris Lanzilli (1), Brady Slavens (1), Michael Turner (1), Cayden Wallace (1) vs. UCA, April 5, 2022
Hit eight or more home runs in a game	.....	8 - Matt Goodheart (2), Brady Slavens (2), Cullen Smith (2), Charlie Welch (2) vs. UAPB, April 14, 2021
Hit two grand slams in a game	.....	vs. Grambling, Feb. 27, 2024
Hit a grand slam in three consecutive games	.....	vs. UIC, March 12-13, vs. Grambling, March 15, 2022
3 errors in a game	.....	at Texas A&M, April 24, 2022
4 errors in a game	.....	vs. Michigan, Feb. 25, 2024
5 errors in a game	.....	vs. South Carolina (SEC Tournament), May 23, 2018
6 errors in a game	.....	vs. Eastern Illinois, March 5, 2016
7 errors in a game	.....	vs. LA Tech, March 20, 2001
Shut out an opponent at home	.....	vs. Arkansas State, April 2, 2024
Shut out an opponent on the road	.....	at #23 Auburn, March 21, 2024
Shut out an SEC opponent at home	.....	vs. Missouri, March 16, 2024
Shut out an SEC opponent on the road	.....	at #23 Auburn, March 21, 2024
Shut out by an SEC opponent at home	.....	vs. #24 Vanderbilt, May 15, 2022
Shut out by an SEC opponent on the road	.....	at Alabama, March 23, 2019
Threw consecutive seven-inning shutouts	.....	vs. UAPB (15-0, 6-0), April 12, 2022
Threw consecutive nine-inning shutouts	.....	vs. Missouri (8-0, 6-0), March 15-16, 2024
Threw consecutive seven-inning shutouts against an SEC opponent	.....	vs. South Carolina (2-0, 3-0) April 14, 2018
Threw back-to-back nine-inning shutouts against an SEC opponent	.....	vs. Missouri (8-0, 6-0), March 15-16, 2024
Most consecutive shutouts thrown	.....	4, vs. Wisconsin, March 15-16, 1980
Struck out 23 opposing batters	.....	vs. #7 Oregon State, Feb. 23, 2024
Struck out 25 opposing batters (program record)	.....	vs. Oklahoma State, Feb. 24, 2024
Struck out 10-plus opposing batters in 10 consecutive games	.....	vs. #7 Oregon State, Oklahoma State, Michigan, Grambling, Murray State, UCA & McNeese), Feb. 23-March 9, 2024
Struck out 20-plus opposing batters in back-to-back games	.....	vs. #7 Oregon State & Oklahoma State, Feb. 23-24, 2024
Had starting pitchers record double-digit strikeouts in three consecutive games	.....	Hagen Smith (12), Brady Tygart (10) & Mason Molina (10) vs. Murray State, March 1-3, 2024
Was shut out	.....	at #25 Alabama, April 14, 2024
Was shut out in back-to-back games	.....	vs. LSU (7-0, 6-0), April 23-24, 2005
Held to 1 hit	.....	vs. Missouri State, May 17, 2016
Held to 2 hits	.....	vs. #24 Vanderbilt, May 15, 2022
Held to 3 hits	.....	vs. Florida, April 26, 2024
Did not strikeout	.....	vs. Eastern Illinois, Feb. 16, 2019
Swept an SEC home weekend series	.....	vs. Ole Miss, April 4-6, 2024
Swept an SEC road weekend series	.....	at Mississippi State, May 5-7, 2023
Was swept in an SEC home weekend series	.....	vs. Alabama, May 13-15, 2016
Was swept in an SEC road weekend series	.....	at Georgia, April 20-22, 2023
Swept a non-conference home weekend series	.....	vs. McNeese, March 9-10, 2024
Swept a non-conference road weekend series	.....	at Northwestern State, Feb. 16-18, 1996
Was swept in a non-conference home weekend series	.....	vs. Long Beach State, Feb. 25-27, 2000
Was swept in a non-conference road weekend series	.....	at UNLV, March 19-21, 1994
Won an SEC home weekend series	.....	vs. Mississippi State, May 10-12, 2024
Won an SEC road weekend series	.....	at #20 South Carolina, April 19-20, 2024
Lost an SEC home weekend series	.....	vs. #24 Vanderbilt, May 13-15, 2022
Lost an SEC road weekend series	.....	at #8 Kentucky, May 3-5, 2024
Won a non-conference home weekend series	.....	vs. McNeese, March 9-10, 2024
Won a non-conference road weekend series	.....	at Louisiana Tech, March 12-14, 2021
Lost a non-conference home weekend series	.....	vs. South Alabama, Feb. 28-March 1, 2014
Lost a non-conference road weekend series	.....	at Texas A&M, Feb. 27-29, 2004
Lost a midweek game	.....	vs. Lipscomb (North Little Rock, Ark.), May 2, 2023



# HOME RUN CHART

No.	Player	Game	Date	Opponent	Pitcher	On Base	Inning	Outs	Count	Score	Final
1	Jared Sprague-Lott (1) *	1	Feb. 16	James Madison	RHP Todd Mozoki	0	2nd	0	1-0	2-3	W, 6-4
2	Hudson White (1)	1	Feb. 16	James Madison	RHP Todd Mozoki	0	2nd	1	0-0	3-3	W, 6-4
3	Ty Wilmsmeyer (1) *	2	Feb. 17	James Madison	LHP Max Kuhle	0	3rd	0	1-0	0-0	W, 15-5 (8)
4	Ryder Helfrick (1)	2	Feb. 17	James Madison	LHP Max Kuhle	0	4th	1	1-1	1-1	W, 15-5 (8)
5	Hudson Polk (1)	8	Feb. 27	Grambling	RHP Carlos Peguero	3	1st	0	2-0	6-0	W, 21-1 (7)
6	Jayson Jones (1)	8	Feb. 27	Grambling	RHP Brett Washington	1	3rd	0	3-1	7-0	W, 21-1 (7)
7	Jayson Jones (2)	8	Feb. 27	Grambling	RHP Charles Jackson	3	5th	0	1-0	14-0	W, 21-1 (7)
8	Kendall Diggs (1) *	10	March 2	Murray State	RHP Jacob Pennington	0	5th	0	1-1	4-1	W, 11-1 (8)
9	Nolan Souza (1) *	11	March 3	Murray State	RHP Ryan Fender	0	3rd	0	1-0	0-1	W, 5-3
10	Wehiwa Aloy (1)	12	March 5	UCA	RHP Bryce Parlin	3	3rd	1	0-1	0-2	W, 9-7
11	Ben McLaughlin (1)	12	March 5	UCA	RHP Gavin Alveti	2	3rd	1	0-1	4-2	W, 9-7
12	Jayson Jones (3) *	14	March 9	McNeese [DH-2]	RHP Zach Voss	0	5th	0	0-0	1-0	W, 11-1 (8)
13	Wehiwa Aloy (2)	14	March 9	McNeese [DH-2]	RHP Zach Voss	2	5th	2	3-1	2-0	W, 11-1 (8)
14	Peyton Stovall (1) ^	14	March 9	McNeese [DH-2]	RHP Marcus Mott	2	8th	2	0-0	7-1	W, 11-1 (8)
15	Kendall Diggs (2) ^ !	14	March 9	McNeese [DH-2]	RHP Koel Navarre	0	8th	2	1-2	10-1	W, 11-1 (8)
16	Ross Lovich (1)	15	March 10	McNeese	RHP Kainin Morrow	2	5th	2	0-0	7-5	W, 18-5 (7)
17	Kendall Diggs (3)	16	March 12	Oral Roberts	RHP Ryan Carmack	0	5th	2	2-1	3-0	W, 4-2
18	Nolan Souza (2)	17	March 15	Missouri	RHP Logan Lunceford	1	2nd	1	3-2	0-0	W, 8-0
19	Ross Lovich (2)	17	March 15	Missouri	RHP Logan Lunceford	2	3rd	1	2-1	2-0	W, 8-0
20	Kendall Diggs (4)	17	March 15	Missouri	RHP Logan Lunceford	1	4th	2	2-0	5-0	W, 8-0
21	Nolan Souza (3)	17	March 15	Missouri	RHP Jacob Peaden	0	8th	1	1-2	7-0	W, 8-0
22	Peyton Stovall (2) * ^	18	March 16	Missouri	RHP Bryce Mayer	0	6th	0	2-2	0-0	W, 6-0
23	Wehiwa Aloy (3) ^	18	March 16	Missouri	RHP Bryce Mayer	0	6th	0	0-0	1-0	W, 6-0
24	Kendall Diggs (5) ^	18	March 16	Missouri	RHP Bryce Mayer	0	6th	0	1-2	2-0	W, 6-0
25	Ben McLaughlin (2)	19	March 17	Missouri	RHP Carter Rustad	0	3rd	2	2-2	2-0	W, 9-1
26	Wehiwa Aloy (4)	20	March 21	at #23 Auburn	RHP Conner McBride	0	1st	2	3-2	0-0	W, 1-0
27	Ben McLaughlin (3)	21	March 22	at #23 Auburn	RHP Chase Allsup	0	2nd	1	2-2	0-1	W, 6-5
28	Ryder Helfrick (2)	21	March 22	at #23 Auburn	RHP John Armstrong	0	9th	1	0-0	5-5	W, 6-5
29	Jared Sprague-Lott (2)	22	March 23	at #23 Auburn	RHP Joseph Gonzalez	2	2nd	1	1-1	4-0	L, 8-6
30	Peyton Stovall (3)	23	March 26	Little Rock	RHP Josh Beezley	1	2nd	0	1-2	2-0	W, 11-0 (7)
31	Wehiwa Aloy (5)	23	March 26	Little Rock	RHP Jacob Weatherley	3	6th	0	1-1	4-0	W, 11-0 (7)
32	Jack Wagner (1)	23	March 26	Little Rock	RHP Jacob Weatherley	0	6th	1	1-2	8-0	W, 11-0 (7)
33	Will Edmunson (1)	23	March 26	Little Rock	RHP Jacob Weatherley	1	6th	2	0-0	9-0	W, 11-0 (7)
34	Jack Wagner (2)	24	March 28	#8 LSU	RHP Fidel Ulloa	0	4th	1	1-2	1-2	W, 7-4
35	Kendall Diggs (6)	24	March 28	#8 LSU	RHP Gavin Guidry	2	8th	1	0-2	4-3	W, 7-4
36	Wehiwa Aloy (6)	26	March 30	#8 LSU	LHP Gage Jump	0	1st	1	1-1	0-1	W, 7-5
37	Peyton Stovall (4)	26	March 30	#8 LSU	LHP Nate Ackenhausen	1	6th	1	0-0	5-4	W, 7-5
38	Ben McLaughlin (4)	27	April 2	Arkansas State	RHP Kole Turner	1	2nd	2	2-1	2-0	W, 13-0 (7)
39	Nolan Souza (4)	27	April 2	Arkansas State	RHP Brian Veniard	3	3rd	2	1-0	9-0	W, 13-0 (7)
40	Wehiwa Aloy (7)	28	April 4	Ole Miss	RHP Riley Maddox	2	6th	0	0-1	1-2	W, 5-2
41	Jared Sprague-Lott (3)	28	April 4	Ole Miss	RHP Josh Mallitz	0	6th	1	0-0	4-2	W, 5-2
42	Wehiwa Aloy (8)	29	April 5	Ole Miss	LHP Wes Mendes	1	6th	2	2-2	5-3	W, 8-3
43	Nolan Souza (5)	30	April 6	Ole Miss	RHP Mason Nichols	0	4th	1	2-2	0-0	W, 7-4
44	Nolan Souza (6)	30	April 6	Ole Miss	RHP Connor Spencer	2	7th	0	2-2	3-3	W, 7-4
45	Ben McLaughlin (5) *	31	April 9	San Jose State	RHP Keaton Chase	0	3rd	0	3-1	3-1	W, 5-1
46	Wehiwa Aloy (9) *	31	April 9	San Jose State	RHP Keaton Chase	0	5th	0	0-0	4-1	W, 5-1
47	Jack Wagner (3) *	32	April 10	San Jose State	RHP Cade Cushing	0	7th	0	0-0	4-2	W, 8-2
48	Ben McLaughlin (6) ^	33	April 12	at #25 Alabama	RHP Ben Hess	1	1st	1	2-2	0-0	W, 5-3
49	Jared Sprague-Lott (4) ^	33	April 12	at #25 Alabama	RHP Ben Hess	0	1st	1	3-1	2-0	W, 5-3
50	Peyton Stovall (5)	34	April 13	at #25 Alabama	LHP Greg Farone	0	5th	2	2-0	0-2	L, 4-3 (10)
51	Jared Sprague-Lott (5) *	34	April 13	at #25 Alabama	RHP Tyler Fay	0	6th	0	2-2	1-2	L, 4-3 (10)
52	Peyton Holt (1)	34	April 13	at #25 Alabama	LHP Alton Davis II	0	9th	2	0-0	2-3	L, 4-3 (10)
53	Ben McLaughlin (7)	36	April 16	Texas Tech	LHP Hudson Luce	1	5th	2	3-2	4-7	W, 9-8
54	Peyton Stovall (6) *	37	April 17	Texas Tech	RHP Hudson Parker	0	1st	0	1-1	0-0	W, 5-4
55	Nolan Souza (7) *	37	April 17	Texas Tech	RHP Hudson Parker	0	2nd	0	0-2	1-1	W, 5-4
56	Peyton Stovall (7) *	39	April 20	at #20 S Carolina [DH-1]	LHP Garrett Gainey	0	9th	0	2-1	2-6	L, 6-3
57	Ryder Helfrick (3)	41	April 26	Florida	LHP Pierce Coppola	0	2nd	2	2-0	0-0	W, 2-1

\* - indicates leadoff home run / ^ - indicates back-to-back home run / ! - indicates walk-off home run / + - indicates pinch-hit home run

# HOME RUN CHART III



No.	Player	Game	Date	Opponent	Pitcher	On Base	Inning	Outs	Count	Score	Final
58	Wehiwa Aloy (10)	43	April 27	Florida	RHP Ryan Slater	1	7th	2	1-1	2-4	W, 6-5
59	Peyton Holt (2)	43	April 27	Florida	RHP Luke McNeillie	1	7th	2	2-1	4-4	W, 6-5
60	Wehiwa Aloy (11)	45	April 30	Missouri State	LHP Brendan Beaver	3	1st	0	0-0	0-0	W, 12-7
61	Jared Sprague-Lott (6)	45	April 30	Missouri State	RHP Jake Syverson	0	8th	1	3-1	11-7	W, 12-7
62	Peyton Holt (3)	46	May 1	Missouri State	RHP Jake Syverson	0	6th	1	0-0	3-1	W, 8-5
63	Hudson White (2)	48	May 4	at #8 Kentucky	LHP Dominic Niman	1	2nd	1	3-1	0-0	L, 11-3
64	Peyton Stovall (8) *	49	May 5	at #8 Kentucky	RHP Cameron O'Brien	0	9th	0	1-1	3-7	L, 7-4
65	Hudson White (3)	50	May 10	#14 Mississippi State	RHP Khal Stephen	1	4th	2	1-2	1-0	W, 7-5
66	Jared Sprague-Lott (7)	50	May 10	#14 Mississippi State	RHP Khal Stephen	0	6th	1	2-1	3-3	W, 7-5
67	Peyton Stovall (9)	51	May 11	#14 Mississippi State	BHP Jurrangelo Cijntje (R)	1	5th	1	3-1	2-8	L, 8-5
68	Jayson Jones (4)	52	May 12	#14 Mississippi State	RHP Karson Ligon	1	5th	0	1-1	1-6	W, 9-6
69	Hudson White (4)	52	May 12	#14 Mississippi State	RHP Gavin Black	1	6th	1	0-2	4-6	W, 9-6
70	Peyton Holt (4)	52	May 12	#14 Mississippi State	RHP Cam Schuelke	1	6th	2	1-1	6-6	W, 9-6

\* - indicates leadoff home run / ^ - indicates back-to-back home run / ! - indicates walk-off home run / + - indicates pinch-hit home run



# HOME RUN DATA CHART

No.	Player	Game	Date	Opponent	Pitcher	HR	Distance	Launch Angle	Exit Velocity
1	Jared Sprague-Lott (1) *	1	Feb. 16	James Madison	RHP Todd Mozoki	Solo	364 feet	42.9 degrees	100 mph
2	Hudson White (1)	1	Feb. 16	James Madison	RHP Todd Mozoki	Solo	396 feet	25.0 degrees	101 mph
3	Ty Wilmsmeyer (1) *	2	Feb. 17	James Madison	LHP Max Kuhle	Solo	369 feet	25.1 degrees	100 mph
4	Ryder Helfrick (1)	2	Feb. 17	James Madison	LHP Max Kuhle	Solo	367 feet	19.3 degrees	105 mph
5	Hudson Polk (1)	8	Feb. 27	Grambling	RHP Carlos Peguero	Grand Slam	421 feet	21.9 degrees	113 mph
6	Jayson Jones (1)	8	Feb. 27	Grambling	RHP Brett Washington	Two-Run	400 feet	17.9 degrees	110 mph
7	Jayson Jones (2)	8	Feb. 27	Grambling	RHP Charles Jackson	Grand Slam	425 feet	24.3 degrees	108 mph
8	Kendall Diggs (1) *	10	March 2	Murray State	RHP Jacob Pennington	Solo	340 feet	29.2 degrees	104 mph
9	Nolan Souza (1) *	11	March 3	Murray State	RHP Ryan Fender	Solo	398 feet	35.0 degrees	107 mph
10	Wehiwa Aloy (1)	12	March 5	UCA	RHP Bryce Parlin	Grand Slam	442 feet	28.7 degrees	106 mph
11	Ben McLaughlin (1)	12	March 5	UCA	RHP Gavin Alveti	Three-Run	420 feet	30.4 degrees	102 mph
12	Jayson Jones (3) *	14	March 9	McNeese [DH-2]	RHP Zach Voss	Solo	409 feet	21.9 degrees	108 mph
13	Wehiwa Aloy (2)	14	March 9	McNeese [DH-2]	RHP Zach Voss	Three-Run	468 feet	24.7 degrees	114 mph
14	Peyton Stovall (1) ^	14	March 9	McNeese [DH-2]	RHP Marcus Mott	Three-Run	412 feet	29.0 degrees	101 mph
15	Kendall Diggs (2) ^!	14	March 9	McNeese [DH-2]	RHP Koel Navarre	Solo	449 feet	27.0 degrees	104 mph
16	Ross Lovich (1)	15	March 10	McNeese	RHP Kainin Morrow	Three-Run	360 feet	26.6 degrees	96 mph
17	Kendall Diggs (3)	16	March 12	Oral Roberts	RHP Ryan Carmack	Solo	378 feet	30.2 degrees	104 mph
18	Nolan Souza (2)	17	March 15	Missouri	RHP Logan Lunceford	Two-Run	335 feet	21.7 degrees	98 mph
19	Ross Lovich (2)	17	March 15	Missouri	RHP Logan Lunceford	Three-Run	394 feet	30.2 degrees	105 mph
20	Kendall Diggs (4)	17	March 15	Missouri	RHP Logan Lunceford	Two-Run	400 feet	35.1 degrees	104 mph
21	Nolan Souza (3)	17	March 15	Missouri	RHP Jacob Peaden	Solo	405 feet	29.9 degrees	102 mph
22	Peyton Stovall (2) * ^	18	March 16	Missouri	RHP Bryce Mayer	Solo	404 feet	27.3 degrees	104 mph
23	Wehiwa Aloy (3) ^	18	March 16	Missouri	RHP Bryce Mayer	Solo	396 feet	36.2 degrees	99 mph
24	Kendall Diggs (5) ^	18	March 16	Missouri	RHP Bryce Mayer	Solo	372 feet	28.1 degrees	99 mph
25	Ben McLaughlin (2)	19	March 17	Missouri	RHP Carter Rustad	Solo	351 feet	26.9 degrees	101 mph
26	Wehiwa Aloy (4)	20	March 21	at #23 Auburn	RHP Conner McBride	Solo	369 feet	25.6 degrees	101 mph
27	Ben McLaughlin (3)	21	March 22	at #23 Auburn	RHP Chase Allsup	Solo	404 feet	26.8 degrees	104 mph
28	Ryder Helfrick (2)	21	March 22	at #23 Auburn	RHP John Armstrong	Solo	405 feet	28.8 degrees	109 mph
29	Jared Sprague-Lott (2)	22	March 23	at #23 Auburn	RHP Joseph Gonzalez	Three-Run	400 feet	28.9 degrees	100 mph
30	Peyton Stovall (3)	23	March 26	Little Rock	RHP Josh Beezley	Two-Run	382 feet	26.3 degrees	98 mph
31	Wehiwa Aloy (5)	23	March 26	Little Rock	RHP Jacob Weatherley	Grand Slam	413 feet	23.2 degrees	105 mph
32	Jack Wagner (1)	23	March 26	Little Rock	RHP Jacob Weatherley	Solo	388 feet	22.2 degrees	105 mph
33	Will Edmunson (1)	23	March 26	Little Rock	RHP Jacob Weatherley	Two-Run	387 feet	19.6 degrees	98 mph
34	Jack Wagner (2)	24	March 28	#8 LSU	RHP Fidel Ulloa	Solo	364 feet	37.7 degrees	100 mph
35	Kendall Diggs (6)	24	March 28	#8 LSU	RHP Gavin Guidry	Three-Run	381 feet	27.2 degrees	101 mph
36	Wehiwa Aloy (6)	26	March 30	#8 LSU	LHP Gage Jump	Solo	390 feet	20.8 degrees	112 mph
37	Peyton Stovall (4)	26	March 30	#8 LSU	LHP Nate Ackenhausen	Two-Run	379 feet	33.7 degrees	104 mph
38	Ben McLaughlin (4)	27	April 2	Arkansas State	RHP Kole Turner	Solo	396 feet	26.7 degrees	101 mph
39	Nolan Souza (4)	27	April 2	Arkansas State	RHP Brian Veniard	Grand Slam	458 feet	28.5 degrees	111 mph
40	Wehiwa Aloy (7)	28	April 4	Ole Miss	RHP Riley Maddox	Three-Run	346 feet	19.5 degrees	107 mph
41	Jared Sprague-Lott (3)	28	April 4	Ole Miss	RHP Josh Mallitz	Solo	342 feet	30.7 degrees	94 mph
42	Wehiwa Aloy (9)	29	April 5	Ole Miss	LHP Wes Mendes	Two-Run	398 feet	28.9 degrees	105 mph
43	Nolan Souza (5)	30	April 6	Ole Miss	RHP Mason Nichols	Solo	404 feet	23.1 degrees	104 mph
44	Nolan Souza (6)	30	April 6	Ole Miss	RHP Connor Spencer	Three-Run	416 feet	26.9 degrees	113 mph
45	Ben McLaughlin (5) *	31	April 9	San Jose State	RHP Keaton Chase	Solo	412 feet	23.7 degrees	106 mph
46	Wehiwa Aloy (9) *	31	April 9	San Jose State	RHP Keaton Chase	Solo	407 feet	24.4 degrees	108 mph
47	Jack Wagner (3) *	32	April 10	San Jose State	RHP Cade Cushing	Solo	413 feet	23.9 degrees	106 mph
48	Ben McLaughlin (6) ^	33	April 12	at #25 Alabama	RHP Ben Hess	Two-Run	423 feet	25.9 degrees	102 mph
49	Jared Sprague-Lott (4) ^	33	April 12	at #25 Alabama	RHP Ben Hess	Solo	386 feet	22.6 degrees	104 mph
50	Peyton Stovall (5)	34	April 13	at #25 Alabama	LHP Greg Farone	Solo	366 feet	27.6 degrees	101 mph
51	Jared Sprague-Lott (5) *	34	April 13	at #25 Alabama	RHP Tyler Fay	Solo	397 feet	25.1 degrees	100 mph
52	Peyton Holt (1)	34	April 13	at #25 Alabama	LHP Alton Davis II	Solo	415 feet	27.0 degrees	102 mph
53	Ben McLaughlin (7)	36	April 16	Texas Tech	LHP Hudson Luce	Two-Run	377 feet	29.1 degrees	100 mph
54	Peyton Stovall (6) *	37	April 17	Texas Tech	RHP Hudson Parker	Solo	406 feet	25.2 degrees	108 mph
55	Nolan Souza (7) *	37	April 17	Texas Tech	RHP Hudson Parker	Solo	376 feet	33.7 degrees	98 mph
56	Peyton Stovall (7) *	39	April 20	at #20 S Carolina [DH-1]	LHP Garrett Gainey	Solo	371 feet	22.3 degrees	101 mph
57	Ryder Helfrick (3)	41	April 26	Florida	LHP Pierce Coppola	Solo	387 feet	28.2 degrees	107 mph

\* - indicates leadoff home run | ^ - indicates back-to-back home run | ! - indicates walk-off home run | + - indicates pinch-hit home run

# HOME RUN DATA CHART |||



No.	Player	Game	Date	Opponent	Pitcher	HR	Distance	Launch Angle	Exit Velocity
58	Wehiwa Aloy (10)	43	April 27	Florida	RHP Ryan Slater	Two-Run	345 feet	31.9 degrees	89 mph
59	Peyton Holt (2)	43	April 27	Florida	RHP Luke McNeillie	Two-Run	394 feet	33.9 degrees	102 mph
60	Wehiwa Aloy (11)	45	April 30	Missouri State	LHP Brendan Beaver	Grand Slam	406 feet	28.9 degrees	102 mph
61	Jared Sprague-Lott (6)	45	April 30	Missouri State	RHP Jake Syverson	Solo	402 feet	32.8 degrees	101 mph
62	Peyton Holt (3)	46	May 1	Missouri State	RHP Jake Syverson	Solo	352 feet	30.7 degrees	90 mph
63	Hudson White (2)	48	May 4	at #8 Kentucky	LHP Dominic Niman	Two-Run	431 feet	26.9 degrees	104 mph
64	Peyton Stovall (8) *	49	May 5	at #8 Kentucky	RHP Cameron O'Brien	Solo	383 feet	30.3 degrees	97 mph
65	Hudson White (3)	50	May 10	#14 Mississippi State	RHP Khal Stephen	Two-Run	408 feet	25.9 degrees	101 mph
66	Jared Sprague-Lott (7)	50	May 10	#14 Mississippi State	RHP Khal Stephen	Solo	421 feet	30.4 degrees	103 mph
67	Peyton Stovall (9)	51	May 11	#14 Mississippi State	BHP Jurrangelo Cijntje (R)	Two-Run	423 feet	22.7 degrees	109 mph
68	Jayson Jones (4)	52	May 12	#14 Mississippi State	RHP Karson Ligon	Two-Run	382 feet	22.7 degrees	103 mph
69	Hudson White (4)	52	May 12	#14 Mississippi State	RHP Gavin Black	Two-Run	391 feet	35.0 degrees	99 mph
70	Peyton Holt (4)	52	May 12	#14 Mississippi State	RHP Cam Schuelke	Two-Run	384 feet	30.2 degrees	102 mph

\* - indicates leadoff home run | ^ - indicates back-to-back home run | ! - indicates walk-off home run | + - indicates pinch-hit home run



# ||| TEAM PITCHING GAME-BY-GAME

## STARTERS GAME-BY-GAME

Opponent	W-L	IP	H	R	ER	BB	K
James Madison	--	1.0	1	3	3	2	2
James Madison	W	5.0	2	1	1	2	4
James Madison	--	3.2	3	2	2	3	9
James Madison	W	5.0	3	0	0	0	4
vs. #7 Oregon St.	--	6.0	3	0	0	1	17
vs. Oklahoma St.	--	6.0	3	0	0	2	6
vs. Michigan	W	5.0	0	0	0	1	10
Grambling	W	1.0	0	0	0	1	1
Murray State	W	6.0	1	1	1	1	12
Murray State	W	5.0	3	1	1	1	10
Murray State	W	5.0	2	1	1	1	10
UCA	W	3.0	4	2	2	0	4
McNeese	W	4.0	1	0	0	3	9
McNeese	W	4.0	3	0	0	2	8
McNeese	--	4.0	3	4	4	3	4
Oral Roberts	W	3.0	3	0	0	1	4
Missouri*	W	6.0	2	0	0	1	10
Missouri*	--	4.2	1	0	0	4	7
Missouri*	W	5.1	1	0	0	3	10
at #23 Auburn*	W	6.0	3	0	0	2	12
at #23 Auburn*	--	3.2	3	3	3	5	4
at #23 Auburn*	--	5.0	3	1	1	4	4
Little Rock	W	3.0	1	0	0	0	5
#8 LSU*	W	6.0	5	2	2	0	10
#8 LSU*	--	5.0	7	3	3	3	7
#8 LSU*	--	4.0	5	4	4	0	3
Arkansas State	W	2.0	0	0	0	1	1
Ole Miss*	W	6.0	4	2	2	4	11
Ole Miss*	--	4.1	3	3	3	3	5
Ole Miss*	--	4.1	4	2	2	3	7
San Jose State	W	5.0	2	1	1	0	4
San Jose State	W	3.0	0	0	0	3	3
at #25 Alabama*	W	6.0	2	0	0	3	6
at #25 Alabama*	--	6.0	5	2	2	0	6
at #25 Alabama*	L	5.0	5	1	1	2	3
Texas Tech	--	1.1	6	6	6	0	2
Texas Tech	--	4.0	6	3	3	1	3
at #20 S Carolina*	W	6.0	2	1	1	5	11
at #20 S Carolina*	L	3.1	2	2	2	7	3
at #20 S Carolina*	W	6.0	4	2	2	2	6
vs. UAPB	--	2.0	3	1	1	0	4
Florida*	--	7.0	2	1	0	1	11
Florida*	--	6.0	3	2	2	4	6
Florida*	L	3.0	3	3	3	2	2
Missouri State	W	3.0	1	0	0	0	4
Missouri State	--	4.0	3	0	0	0	6
at #8 Kentucky*	W	6.0	3	1	1	2	14
at #8 Kentucky*	L	3.0	6	5	5	3	2
at #8 Kentucky*	L	3.0	3	3	3	3	3
#14 Mississippi St.*	--	5.0	4	3	3	4	11
#14 Mississippi St.*	L	1.2	3	4	4	5	2
#14 Mississippi St.*	--	1.0	4	4	4	1	1

## BULLPEN GAME-BY-GAME

Opponent	W-L	IP	H	R	ER	BB	K
James Madison	W	8.0	4	1	1	1	10
James Madison	--	3.0	4	4	4	1	2
James Madison	L	5.1	7	5	4	3	7
James Madison	--	4.0	1	0	0	1	5
vs. #7 Oregon St	W	3.0	5	4	4	0	6
vs. Oklahoma St.	L	7.1	3	2	1	5	19
vs. Michigan	--	4.0	5	3	1	0	1
Grambling	--	6.0	4	1	1	1	10
Murray State	--	3.0	1	0	0	1	8
Murray State	--	3.0	0	0	0	0	4
Murray State	--	4.0	6	2	2	0	6
UCA	--	6.0	5	5	5	4	7
McNeese	--	5.0	7	1	1	2	6
McNeese	--	4.0	4	1	1	0	4
McNeese	W	3.0	3	1	1	0	3
Oral Roberts	--	6.0	6	2	2	1	6
Missouri*	--	3.0	2	0	0	0	2
Missouri*	W	4.1	0	0	0	1	5
Missouri*	--	3.2	2	1	1	1	3
at #23 Auburn*	--	3.0	0	0	0	0	5
at #23 Auburn*	W	5.1	7	2	1	1	8
at #23 Auburn*	L	3.0	7	7	7	2	2
Little Rock	--	4.0	1	0	0	0	1
#8 LSU*	--	3.0	4	2	2	2	8
#8 LSU*	W	5.0	2	0	0	0	5
#8 LSU*	W	5.0	4	1	1	2	4
Arkansas State	--	5.0	1	0	0	3	12
Ole Miss*	--	3.0	1	0	0	1	4
Ole Miss*	W	4.2	3	0	0	2	6
Ole Miss*	W	4.2	5	2	2	1	8
San Jose State	--	4.0	0	0	0	1	6
San Jose State	--	6.0	4	2	2	0	7
at #25 Alabama*	--	3.0	4	3	3	1	3
at #25 Alabama*	L	3.0	3	2	1	3	2
at #25 Alabama*	--	3.0	5	4	3	0	1
Texas Tech	W	7.2	7	2	2	1	12
Texas Tech	W	5.0	1	1	1	3	3
at #20 S Carolina*	--	3.0	2	0	0	1	5
at #20 S Carolina*	--	4.2	7	4	4	1	5
at #20 S Carolina*	--	3.0	4	4	4	2	3
vs. UAPB	W	5.0	4	0	0	0	7
Florida*	W	2.0	1	0	0	2	3
Florida*	W	3.0	3	1	0	3	4
Florida*	L	6.0	5	6	6	6	5
Missouri State	--	6.0	4	7	6	6	11
Missouri State	W	5.0	5	5	5	1	4
at #8 Kentucky*	--	3.0	1	2	2	2	1
at #8 Kentucky*	--	5.0	5	6	6	3	7
at #8 Kentucky*	--	5.0	6	4	3	0	1
#14 Mississippi St.*	W	4.0	3	2	0	5	5
#14 Mississippi St.*	--	7.1	6	4	2	5	9
#14 Mississippi St.*	W	8.0	9	2	2	5	7

## TEAM RECORD PER STARTER

Pitcher (Total Starts)	Record
Hagen Smith (13)	13-0
Brady Tygart (13)	9-4
Colin Fisher (7)	7-0
Mason Molina (12)	7-5
Ben Bybee (6)	5-1
Gage Wood (1)	1-0

## QUALITY STARTS

Pitcher (Total Starts)	QS	Record
Hagen Smith (13)	10	10-0
Brady Tygart (13)	3	2-1
Mason Molina (12)	1	0-1
Colin Fisher (7)	0	0-0
Ben Bybee (6)	0	0-0
Gage Wood (1)	0	0-0

## RUN SUPPORT

Pitcher (Total Starts)	Runs	Per Start
Gage Wood (1)	12	12.0
Colin Fisher (7)	64	9.1
Ben Bybee (6)	49	8.2
Brady Tygart (13)	87	6.7
Mason Molina (12)	79	6.6
Hagen Smith (13)	66	5.1



STARTER STATISTICS

Player	era	w-l	app	gs	cg	sho	sv	ip	h	r	er	bb	so	2b	3b	hr	b/avg	wp	hp	bk	sfa	sha
45 Gage Wood	0.00	1-0	1	1	0	0/0	0	3.0	1	0	0	0	4	0	0	0	.111	0	0	0	0	0
33 Hagen Smith	1.65	9-0	13	13	0	0/2	0	71.0	33	14	13	29	136	4	0	4	.138	1	5	0	1	4
38 Colin Fisher	2.14	6-0	7	7	0	0/2	0	21.0	16	5	5	7	20	2	0	0	.213	0	3	1	0	1
25 Brady Tygart	3.86	4-3	13	13	0	0/1	0	58.1	45	25	25	35	68	7	0	5	.221	6	14	1	0	5
21 Mason Molina	4.44	3-2	12	12	0	0/0	0	50.2	36	25	25	32	72	5	0	9	.202	2	7	1	0	3
40 Ben Bybee	5.40	2-1	6	6	0	0/1	0	18.1	18	11	11	2	23	3	0	2	.257	0	1	0	0	0
Totals	3.20	25-6	52	52	0	6/6	0	222.1	149	80	79	105	323	21	0	20	.192	9	30	3	1	13
Opponents	5.74	3-24	52	52	0	1/1	0	207.0	206	147	132	112	174	38	0	33	.256	17	26	2	8	2

STARTING PITCHER GAME-BY-GAME

Date / Opponent	Starting Pitcher	Date / Opponent	Starting Pitcher	Date / Opponent	Starting Pitcher
March 22 / at #23 Auburn *	RHP Brady Tygart	April 26 / Florida *	LHP Hagen Smith		
Feb. 16 / James Madison	LHP Hagen Smith	March 23 / at #23 Auburn *	LHP Mason Molina	April 27 / Florida * [DH-1]	RHP Brady Tygart
Feb. 17 / James Madison	RHP Brady Tygart	March 26 / Little Rock	RHP Ben Bybee	April 27 / Florida * [DH-2]	RHP Ben Bybee
Feb. 18 / James Madison	LHP Mason Molina	March 28 / #8 LSU *	LHP Hagen Smith	April 30 / Missouri State	RHP Gage Wood
Feb. 19 / James Madison	LHP Colin Fisher	March 29 / #8 LSU *	LHP Mason Molina	May 1 / Missouri State	RHP Ben Bybee
Feb. 23 / vs. #7 Oregon State	LHP Hagen Smith	March 30 / #8 LSU *	RHP Brady Tygart	May 3 / at #8 Kentucky *	LHP Hagen Smith
Feb. 24 / vs. Oklahoma State	RHP Brady Tygart	April 2 / Arkansas State	LHP Colin Fisher	May 4 / at #8 Kentucky *	RHP Brady Tygart
Feb. 25 / vs. Michigan	LHP Mason Molina	April 4 / Ole Miss *	LHP Hagen Smith	May 5 / at #8 Kentucky *	LHP Mason Molina
Feb. 27 / Grambling	LHP Colin Fisher	April 5 / Ole Miss *	LHP Mason Molina	May 10 / #14 Mississippi State *	LHP Hagen Smith
March 1 / Murray State	LHP Hagen Smith	April 6 / Ole Miss *	RHP Brady Tygart	May 11 / #14 Mississippi State *	RHP Brady Tygart
March 2 / Murray State	LHP Brady Tygart	April 9 / San Jose State	RHP Ben Bybee	May 12 / #14 Mississippi State *	LHP Mason Molina
March 3 / Murray State	RHP Mason Molina	April 10 / San Jose State	LHP Colin Fisher		
March 5 / UCA	LHP Colin Fisher	April 12 / at #25 Alabama *	LHP Hagen Smith		
March 9 / McNeese [DH-1]	LHP Hagen Smith	April 13 / at #25 Alabama *	LHP Mason Molina		
March 9 / McNeese [DH-2]	RHP Brady Tygart	April 14 / at #25 Alabama *	RHP Brady Tygart		
March 10 / McNeese	LHP Mason Molina	April 16 / Texas Tech	RHP Ben Bybee		
March 12 / Oral Roberts	LHP Colin Fisher	April 17 / Texas Tech	LHP Colin Fisher		
March 15 / Missouri *	LHP Hagen Smith	April 19 / at #20 S Carolina *	LHP Hagen Smith		
March 16 / Missouri *	RHP Brady Tygart	April 20 / at #20 S Carolina * [DH-1]	LHP Mason Molina		
March 17 / Missouri *	LHP Mason Molina	April 20 / at #20 S Carolina * [DH-2]	RHP Brady Tygart		
March 21 / at #23 Auburn *	LHP Hagen Smith	April 23 / vs. UAPB	RHP Ben Bybee		

RELIEVER STATISTICS

Player	era	w-l	app	gs	cg	sho	sv	ip	h	r	er	bb	so	2b	3b	hr	b/avg	wp	hp	bk	sfa	sha
32 Hunter Dietz	0.00	0-0	2	0	0	0/0	0	1.0	1	0	0	2	2	0	0	0	.250	0	1	0	0	0
37 Jake Faherty	0.96	0-0	12	0	0	0/1	1	9.1	4	2	1	7	17	1	0	0	.125	1	1	0	1	0
46 Christian Foutch	0.98	0-0	16	0	0	0/2	1	18.1	18	2	2	5	15	3	0	1	.269	2	4	0	1	0
49 Stone Hewlett	1.50	1-0	20	0	0	0/2	4	12.0	4	2	2	6	21	1	0	1	.103	1	0	0	1	0
20 Gabe Gaeckle	2.06	3-2	19	0	0	0/1	7	35.0	18	11	8	15	45	3	0	0	.144	1	1	0	1	0
45 Gage Wood	3.38	2-1	18	0	0	0/1	2	26.2	24	12	10	7	40	6	1	2	.233	0	5	0	0	3
41 Will McEntire	3.67	5-0	25	0	0	0/3	4	49.0	47	22	20	15	60	12	0	2	.255	3	0	0	4	2
38 Colin Fisher	4.50	0-1	3	0	0	0/0	0	6.0	8	4	3	1	7	0	0	3	.320	0	0	0	0	1
48 Cooper Dossett	5.02	3-0	13	0	0	0/2	0	14.1	6	8	8	6	20	0	0	1	.130	0	3	0	0	0
40 Ben Bybee	5.40	0-0	2	0	0	0/1	0	3.1	4	4	2	5	5	0	0	2	.286	0	0	0	0	1
26 Tate McGuire	5.40	0-0	2	0	0	0/0	0	1.2	3	1	1	2	4	1	0	0	.375	0	1	0	0	0
28 Koty Frank	5.64	2-0	19	0	0	0/1	4	30.1	30	21	19	9	30	8	0	4	.261	2	6	0	2	1
31 Dylan Carter	6.52	1-0	7	0	0	0/2	0	9.2	7	7	7	5	5	2	0	2	.206	1	1	0	1	1
36 Parker Coil	7.16	0-0	13	0	0	0/1	0	16.1	24	14	13	4	21	3	0	2	.338	0	1	0	0	1
Totals	3.71	17-4	52	0	0	6/6	23	233.0	198	110	96	89	292	40	1	20	.228	11	24	0	11	10
Opponents	7.05	7-18	52	0	0	1/1	4	223.1	251	207	175	159	209	44	3	37	.284	33	37	0	17	11



# ||| GAME-BY-GAME BATTING ORDER

RECORD: 42-10 • HOME: 33-3 • AWAY: 6-6 • NEUTRAL: 3-1 • SEC: 19-8

Date	Opponent	1	2	3	4	5	6	7	8	9
Feb. 16	James Madison	White	Diggs	Aloy	McLaughlin	Wagner	Holt	Jones	Sprague-Lott	Wilmsmeyer
Feb. 17	James Madison	White	Diggs	Aloy	McLaughlin	Helfrick	Holt	Edmunson	Sprague-Lott	Wilmsmeyer
Feb. 18	James Madison	White	Diggs	Aloy	McLaughlin	Wagner	Lovich	Holt	Souza	Wilmsmeyer
Feb. 19	James Madison	Diggs	White	McLaughlin	Aloy	Holt	Jones	Sprague-Lott	Rowland	Wilmsmeyer
Feb. 23	vs. #7 Oregon State	Diggs	White	McLaughlin	Aloy	Helfrick	Jones	Holt	Sprague-Lott	Wilmsmeyer
Feb. 24	vs. Oklahoma State	Diggs	White	McLaughlin	Aloy	Helfrick	Jones	Holt	Sprague-Lott	Wilmsmeyer
Feb. 25	vs. Michigan	Edmunson	Diggs	McLaughlin	Sprague-Lott	Lovich	Aloy	Souza	Rowland	Wilmsmeyer
Feb. 27	Grambling	Edmunson	Diggs	McLaughlin	Sprague-Lott	White	Polk	Aloy	Jones	Holt
March 1	Murray State	White	Diggs	Sprague-Lott	McLaughlin	Aloy	Polk	Jones	Holt	Wilmsmeyer
March 2	Murray State	Edmunson	Diggs	Aloy	McLaughlin	Sprague-Lott	Lovich	Jones	Souza	Helfrick
March 3	Murray State	Edmunson	Diggs	Aloy	McLaughlin	Sprague-Lott	Jones	Souza	Wagner	White
March 5	UCA	Lovich	Aloy	Diggs	Polk	McLaughlin	Jones	Souza	Holt	Helfrick
March 9	McNeese [DH-1]	Lovich	Aloy	Diggs	McLaughlin	Sprague-Lott	Stovall	White	Souza	Wilmsmeyer
March 9	McNeese [DH-2]	Edmunson	Stovall	Diggs	Aloy	McLaughlin	Holt	Souza	Jones	Helfrick
March 10	McNeese	Lovich	Stovall	Aloy	Diggs	McLaughlin	Sprague-Lott	Souza	White	Wilmsmeyer
March 12	Oral Roberts	Stovall	Aloy	McLaughlin	Polk	Diggs	Holt	Lovich	Rowland	Wilmsmeyer
March 15	Missouri *	Stovall	Diggs	Aloy	McLaughlin	Lovich	Sprague-Lott	Souza	White	Wilmsmeyer
March 16	Missouri *	Stovall	Aloy	Diggs	Holt	McLaughlin	Jones	Souza	Lovich	Rowland
March 17	Missouri *	Stovall	Diggs	Aloy	McLaughlin	Lovich	Sprague-Lott	Souza	White	Wilmsmeyer
March 21	at #23 Auburn *	Stovall	Diggs	Aloy	McLaughlin	Sprague-Lott	Lovich	White	Souza	Wilmsmeyer
March 22	at #23 Auburn *	Stovall	Aloy	Diggs	White	McLaughlin	Sprague-Lott	Edmunson	Rowland	Wilmsmeyer
March 23	at #23 Auburn *	Stovall	Diggs	Aloy	McLaughlin	White	Souza	Sprague-Lott	Edmunson	Wilmsmeyer
March 26	Little Rock	Stovall	McLaughlin	Aloy	Diggs	Wagner	Lovich	Holt	Edmunson	Helfrick
March 28	#8 LSU *	Stovall	Aloy	McLaughlin	Sprague-Lott	Diggs	Wagner	White	Edmunson	Wilmsmeyer
March 29	#8 LSU *	Stovall	McLaughlin	Aloy	Diggs	Sprague-Lott	Lovich	White	Souza	Wilmsmeyer
March 30	#8 LSU *	Stovall	Aloy	McLaughlin	White	Diggs	Sprague-Lott	Edmunson	Helfrick	Wilmsmeyer
April 2	Arkansas State	Stovall	McLaughlin	Aloy	Diggs	Souza	Holt	Lovich	Helfrick	Edmunson
April 4	Ole Miss *	Stovall	McLaughlin	Aloy	Diggs	Sprague-Lott	Lovich	White	Souza	Wilmsmeyer
April 5	Ole Miss *	Stovall	Aloy	McLaughlin	Wagner	Diggs	Sprague-Lott	Helfrick	Edmunson	Wilmsmeyer
April 6	Ole Miss *	Stovall	McLaughlin	Aloy	Diggs	Lovich	Sprague-Lott	Souza	White	Wilmsmeyer
April 9	San Jose State	Stovall	Souza	Aloy	McLaughlin	Holt	Polk	Jones	Helfrick	Edmunson
April 10	San Jose State	Stovall	McLaughlin	Aloy	Diggs	Souza	Wagner	Lovich	Edmunson	Rowland
April 12	at #25 Alabama *	Stovall	Aloy	McLaughlin	Sprague-Lott	Diggs	White	Souza	Edmunson	Wilmsmeyer
April 13	at #25 Alabama *	Stovall	Aloy	Sprague-Lott	McLaughlin	Helfrick	Holt	Diggs	White	Wilmsmeyer
April 14	at #25 Alabama *	Diggs	Stovall	Sprague-Lott	McLaughlin	Aloy	Souza	Holt	Helfrick	Wilmsmeyer
April 16	Texas Tech	Holt	Stovall	Sprague-Lott	Aloy	McLaughlin	Wagner	White	Jones	Edmunson
April 17	Texas Tech	Stovall	Holt	McLaughlin	Aloy	Souza	Wagner	Lovich	Jones	Rowland
April 19	at #20 South Carolina *	Stovall	Aloy	McLaughlin	Souza	Holt	Diggs	Wagner	White	Wilmsmeyer
April 20	at #20 South Carolina * [DH-1]	Stovall	McLaughlin	Aloy	Diggs	Souza	Holt	Lovich	White	Edmunson
April 20	at #20 South Carolina * [DH-2]	Stovall	McLaughlin	Aloy	Diggs	Souza	Holt	Lovich	Wagner	Rowland
April 23	vs. UAPB	Stovall	McLaughlin	Aloy	Diggs	Souza	White	Lovich	Helfrick	Wilmsmeyer
April 26	Florida *	Stovall	Sprague-Lott	Aloy	McLaughlin	Holt	Helfrick	Diggs	White	Wilmsmeyer
April 27	Florida * [DH-1]	Stovall	Sprague-Lott	Aloy	McLaughlin	Holt	Diggs	Wagner	Rowland	Wilmsmeyer
April 27	Florida * [DH-2]	Stovall	Sprague-Lott	McLaughlin	Aloy	Holt	Diggs	Helfrick	Souza	Edmunson
April 30	Missouri State	Stovall	Holt	Sprague-Lott	Aloy	Helfrick	Wagner	Jones	White	Edmunson
May 1	Missouri State	Stovall	McLaughlin	Sprague-Lott	Diggs	Aloy	Souza	Holt	Rowland	Wilmsmeyer
May 3	at #8 Kentucky *	Stovall	Sprague-Lott	Aloy	McLaughlin	Holt	Helfrick	Diggs	White	Wilmsmeyer
May 4	at #8 Kentucky *	Stovall	Sprague-Lott	McLaughlin	Aloy	Diggs	Holt	Souza	White	Lovich
May 5	at #8 Kentucky *	Stovall	Aloy	McLaughlin	Sprague-Lott	Diggs	Holt	Rowland	White	Edmunson
May 10	#14 Mississippi State *	Holt	Stovall	Sprague-Lott	Aloy	McLaughlin	White	Helfrick	Jones	Wilmsmeyer
May 11	#14 Mississippi State *	Diggs	Sprague-Lott	Stovall	Aloy	McLaughlin	White	Souza	Holt	Lovich
May 12	#14 Mississippi State *	Holt	Stovall	Sprague-Lott	Aloy	McLaughlin	Helfrick	White	Diggs	Jones



# GAME-BY-GAME DEFENSIVE LINEUP III



**RECORD:** 42-10 • **HOME:** 33-3 • **AWAY:** 6-6 • **NEUTRAL:** 3-1 • **SEC:** 19-8

Date	Opponent	C	1B	2B	3B	SS	LF	CF	RF	DH
Feb. 16	James Madison	White	McLaughlin	Holt	Sprague-Lott	Aloy	Jones	Wilmsmeyer	Diggs	Wagner
Feb. 17	James Madison	Helfrick	McLaughlin	Holt	Sprague-Lott	Aloy	Edmunson	Wilmsmeyer	Diggs	White
Feb. 18	James Madison	White	Wagner	Souza	Holt	Aloy	Lovich	Wilmsmeyer	Diggs	McLaughlin
Feb. 19	James Madison	Rowland	McLaughlin	Holt	Sprague-Lott	Aloy	Jones	Wilmsmeyer	Diggs	White
Feb. 23	vs. #7 Oregon State	White	McLaughlin	Holt	Sprague-Lott	Aloy	Jones	Wilmsmeyer	Diggs	Helfrick
Feb. 24	vs. Oklahoma State	Helfrick	McLaughlin	Holt	Sprague-Lott	Aloy	Jones	Wilmsmeyer	Diggs	White
Feb. 25	vs. Michigan	Rowland	McLaughlin	Souza	Sprague-Lott	Aloy	Edmunson	Wilmsmeyer	Lovich	Diggs
Feb. 27	Grambling	Polk	McLaughlin	Holt	Sprague-Lott	Aloy	Jones	Edmunson	Diggs	White
March 1	Murray State	White	McLaughlin	Holt	Sprague-Lott	Aloy	Jones	Wilmsmeyer	Diggs	Polk
March 2	Murray State	Helfrick	McLaughlin	Souza	Sprague-Lott	Aloy	Jones	Edmunson	Diggs	Lovich
March 3	Murray State	White	Wagner	Souza	Sprague-Lott	Aloy	Jones	Edmunson	Diggs	McLaughlin
March 5	UCA	Helfrick	McLaughlin	Souza	Holt	Aloy	Jones	Lovich	Diggs	Polk
March 9	McNeese [DH-1]	White	McLaughlin	Souza	Sprague-Lott	Aloy	Lovich	Wilmsmeyer	Diggs	Stovall
March 9	McNeese [DH-2]	Helfrick	McLaughlin	Souza	Holt	Aloy	Jones	Edmunson	Diggs	Stovall
March 10	McNeese	White	McLaughlin	Souza	Sprague-Lott	Aloy	Lovich	Wilmsmeyer	Diggs	Stovall
March 12	Oral Roberts	Rowland	McLaughlin	Stovall	Holt	Aloy	Lovich	Wilmsmeyer	Diggs	Polk
March 15	Missouri *	White	McLaughlin	Stovall	Sprague-Lott	Aloy	Lovich	Wilmsmeyer	Diggs	Souza
March 16	Missouri *	Rowland	McLaughlin	Stovall	Holt	Aloy	Jones	Lovich	Diggs	Souza
March 17	Missouri *	White	McLaughlin	Stovall	Sprague-Lott	Aloy	Lovich	Wilmsmeyer	Diggs	Souza
March 21	at #23 Auburn *	White	McLaughlin	Stovall	Sprague-Lott	Aloy	Lovich	Wilmsmeyer	Diggs	Souza
March 22	at #23 Auburn *	Rowland	McLaughlin	Stovall	Sprague-Lott	Aloy	Edmunson	Wilmsmeyer	Diggs	White
March 23	at #23 Auburn *	White	McLaughlin	Stovall	Sprague-Lott	Aloy	Edmunson	Wilmsmeyer	Diggs	Souza
March 26	Little Rock	Helfrick	McLaughlin	Stovall	Holt	Aloy	Lovich	Edmunson	Diggs	Wagner
March 28	#8 LSU *	White	McLaughlin	Stovall	Sprague-Lott	Aloy	Edmunson	Wilmsmeyer	Diggs	Wagner
March 29	#8 LSU *	White	McLaughlin	Stovall	Sprague-Lott	Aloy	Lovich	Wilmsmeyer	Diggs	Souza
March 30	#8 LSU *	Helfrick	McLaughlin	Stovall	Sprague-Lott	Aloy	Edmunson	Wilmsmeyer	Diggs	White
April 2	Arkansas State	Helfrick	McLaughlin	Stovall	Holt	Aloy	Lovich	Edmunson	Diggs	Souza
April 4	Ole Miss *	White	McLaughlin	Stovall	Sprague-Lott	Aloy	Lovich	Wilmsmeyer	Diggs	Souza
April 5	Ole Miss *	Helfrick	McLaughlin	Stovall	Sprague-Lott	Aloy	Edmunson	Wilmsmeyer	Diggs	Wagner
April 6	Ole Miss *	White	McLaughlin	Stovall	Sprague-Lott	Aloy	Lovich	Wilmsmeyer	Diggs	Souza
April 9	San Jose State	Helfrick	McLaughlin	Stovall	Souza	Aloy	Jones	Edmunson	Holt	Polk
April 10	San Jose State	Rowland	McLaughlin	Stovall	Souza	Aloy	Lovich	Edmunson	Diggs	Wagner
April 12	at #25 Alabama *	White	McLaughlin	Stovall	Sprague-Lott	Aloy	Edmunson	Wilmsmeyer	Diggs	Souza
April 13	at #25 Alabama *	White	McLaughlin	Stovall	Sprague-Lott	Aloy	Holt	Wilmsmeyer	Diggs	Helfrick
April 14	at #25 Alabama *	Helfrick	McLaughlin	Stovall	Sprague-Lott	Aloy	Holt	Wilmsmeyer	Diggs	Souza
April 16	Texas Tech	White	McLaughlin	Stovall	Sprague-Lott	Aloy	Jones	Holt	Edmunson	Wagner
April 17	Texas Tech	Rowland	McLaughlin	Stovall	Souza	Aloy	Jones	Holt	Lovich	Wagner
April 19	at #20 South Carolina *	White	McLaughlin	Stovall	Souza	Aloy	Holt	Wilmsmeyer	Diggs	Wagner
April 20	at #20 South Carolina * [DH-1]	White	McLaughlin	Stovall	Holt	Aloy	Lovich	Edmunson	Diggs	Souza
April 20	at #20 South Carolina * [DH-2]	Rowland	McLaughlin	Stovall	Souza	Aloy	Lovich	Holt	Diggs	Wagner
April 23	vs. UAPB	Helfrick	McLaughlin	Stovall	Souza	Aloy	Lovich	Wilmsmeyer	Diggs	White
April 26	Florida *	White	McLaughlin	Stovall	Sprague-Lott	Aloy	Holt	Wilmsmeyer	Diggs	Helfrick
April 27	Florida * [DH-1]	Rowland	McLaughlin	Stovall	Sprague-Lott	Aloy	Holt	Wilmsmeyer	Diggs	Wagner
April 27	Florida * [DH-2]	Helfrick	McLaughlin	Stovall	Sprague-Lott	Aloy	Edmunson	Holt	Diggs	Souza
April 30	Missouri State	White	McLaughlin	Stovall	Sprague-Lott	Aloy	Edmunson	Holt	Jones	Helfrick
May 1	Missouri State	Rowland	McLaughlin	Stovall	Sprague-Lott	Aloy	Holt	Wilmsmeyer	Diggs	Souza
May 3	at #8 Kentucky *	White	McLaughlin	Stovall	Sprague-Lott	Aloy	Holt	Wilmsmeyer	Diggs	Helfrick
May 4	at #8 Kentucky *	White	McLaughlin	Stovall	Sprague-Lott	Aloy	Lovich	Holt	Diggs	Souza
May 5	at #8 Kentucky *	White	McLaughlin	Stovall	Sprague-Lott	Aloy	Edmunson	Holt	Diggs	Rowland
May 10	#14 Mississippi State *	White	McLaughlin	Stovall	Sprague-Lott	Aloy	Jones	Wilmsmeyer	Holt	Helfrick
May 11	#14 Mississippi State *	White	McLaughlin	Stovall	Sprague-Lott	Aloy	Lovich	Holt	Diggs	Souza
May 12	#14 Mississippi State *	White	McLaughlin	Stovall	Sprague-Lott	Aloy	Jones	Holt	Diggs	Helfrick



# ||| GAME-BY-GAME HITTING

RECORD: 42-10 • HOME: 33-3 • AWAY: 6-6 • NEUTRAL: 3-1 • SEC: 19-8

Date	Opponent	AB	R	H	RBI	2B	3B	HR	BB	IBB	SB	CS	HBP	SAC	SF	GDP	K	PO	A	E	Avg
Feb. 16	James Madison	30	6	9	5	2	0	2	6	1	3	0	0	0	0	1	7	27	9	0	.300
Feb. 17	James Madison	36	15	14	15	2	0	2	10	0	0	0	2	0	0	2	6	24	8	0	.348
Feb. 18	James Madison	32	3	10	3	6	0	0	6	0	0	1	1	0	0	1	5	27	8	1	.337
Feb. 19	James Madison	31	4	7	4	1	0	0	4	1	0	0	1	0	0	1	4	27	9	2	.310
Feb. 23	vs. #7 Oregon State	28	5	6	5	1	1	0	3	0	0	0	4	1	0	0	9	27	3	0	.293
Feb. 24	vs. Oklahoma State	52	1	8	1	2	0	0	5	0	2	0	0	1	0	0	14	40	9	2	.258
Feb. 25	vs. Michigan	29	4	5	3	3	0	0	7	0	2	0	4	0	0	2	9	27	8	4	.248
Feb. 27	Grambling	37	21	20	19	6	0	3	10	0	0	0	1	0	0	2	1	21	7	0	.287
March 1	Murray State	31	5	7	4	1	0	0	4	0	4	0	0	0	0	0	4	27	4	0	.281
March 2	Murray State	32	11	11	10	2	0	1	8	0	1	1	1	0	1	1	5	24	7	1	.287
March 3	Murray State	32	5	10	4	0	0	1	2	0	1	0	0	0	1	2	4	27	2	2	.289
March 5	UCA	30	9	7	8	0	0	2	6	0	0	0	1	0	1	1	5	27	10	1	.285
March 9	McNeese [DH-1]	31	3	9	3	2	0	0	2	0	2	0	0	1	0	2	9	27	10	1	.285
March 9	McNeese [DH-2]	35	11	14	10	1	0	4	2	0	2	0	1	0	1	0	11	24	6	0	.294
March 10	McNeese	31	18	12	16	1	0	1	10	0	0	0	1	0	0	0	5	21	7	0	.300
March 12	Oral Roberts	27	4	6	4	1	0	1	7	0	0	0	1	2	0	1	5	27	11	0	.296
March 15	Missouri *	33	8	7	8	0	0	4	2	0	0	0	1	0	0	0	5	27	7	0	.291
March 16	Missouri *	28	6	5	5	0	1	3	4	0	1	0	3	0	0	1	7	27	4	0	.285
March 17	Missouri *	32	9	10	8	3	0	1	6	0	0	0	2	0	2	1	3	27	12	0	.287
March 21	at #23 Auburn *	31	1	6	1	0	0	1	3	0	1	2	2	0	0	0	8	27	7	1	.282
March 22	at #23 Auburn *	34	6	8	6	0	0	2	2	0	0	0	2	0	1	0	11	27	11	2	.280
March 23	at #23 Auburn *	37	6	10	6	2	1	1	5	0	0	0	2	0	0	0	7	24	9	1	.280
March 26	Little Rock	23	11	6	11	0	0	4	8	0	1	1	4	0	1	0	5	21	6	0	.279
March 28	#8 LSU *	31	7	10	7	0	0	2	11	0	1	0	0	0	1	1	10	27	5	0	.281
March 29	#8 LSU *	37	4	9	4	5	0	0	5	0	0	0	0	1	0	0	14	30	11	0	.279
March 30	#8 LSU *	32	7	9	7	1	0	2	7	0	2	1	0	0	0	1	6	27	11	0	.279
April 2	Arkansas State	30	13	12	10	3	0	2	5	0	0	0	2	0	0	0	5	21	5	0	.283
April 4	Ole Miss *	30	5	7	5	0	0	2	4	0	0	0	0	0	0	1	5	27	4	0	.282
April 5	Ole Miss *	31	8	9	8	2	0	1	8	0	0	1	0	0	1	0	11	27	5	2	.282
April 6	Ole Miss *	34	7	11	6	1	0	2	8	0	2	0	1	0	0	2	6	27	5	1	.283
April 9	San Jose State	32	5	9	5	1	0	2	7	0	0	0	0	0	0	1	10	27	9	0	.283
April 10	San Jose State	34	8	14	8	3	0	1	4	0	1	0	1	2	2	0	5	27	9	0	.288
April 12	at #25 Alabama *	34	5	6	4	0	0	2	5	0	1	0	2	0	0	0	10	27	4	0	.284
April 13	at #25 Alabama *	37	3	6	3	1	0	3	1	0	2	0	0	0	0	0	9	27	7	1	.280
April 14	at #25 Alabama *	31	0	4	0	1	0	0	2	0	0	0	0	0	0	1	6	24	11	1	.276
April 16	Texas Tech	33	9	10	8	5	0	1	5	0	0	1	3	0	1	2	6	27	5	1	.277
April 17	Texas Tech	23	5	4	5	0	0	2	7	1	1	0	3	2	1	2	7	27	10	0	.275
April 19	at #20 South Carolina *	29	2	4	1	1	0	0	10	0	1	0	2	1	1	0	11	27	7	0	.271
April 20	at #20 South Carolina * [DH-1]	38	3	12	3	0	0	1	3	0	0	0	1	0	1	0	8	24	9	0	.273
April 20	at #20 South Carolina * [DH-2]	37	9	9	7	4	0	0	4	0	0	0	1	0	0	0	6	27	8	1	.272
April 23	vs. UAPB	26	11	9	11	2	0	0	6	0	1	0	2	1	2	0	4	21	6	0	.273
April 26	Florida *	25	2	3	2	0	0	1	3	0	0	0	1	0	1	1	11	27	8	1	.270
April 27	Florida * [DH-1]	31	6	8	6	1	0	2	4	0	2	0	2	1	0	0	9	27	10	1	.270
April 27	Florida * [DH-2]	40	5	12	4	2	0	0	4	0	0	0	1	0	0	0	8	27	9	1	.271
April 30	Missouri State	36	12	10	10	2	0	2	3	0	3	0	2	0	0	0	11	27	6	1	.271
May 1	Missouri State	31	8	10	6	1	0	1	6	0	1	1	0	0	2	0	7	27	6	0	.272
May 3	at #8 Kentucky *	38	10	11	9	4	0	0	9	0	0	0	1	0	0	0	10	27	3	0	.273
May 4	at #8 Kentucky *	35	3	8	3	0	0	1	4	0	0	0	0	0	0	1	9	24	8	0	.272
May 5	at #8 Kentucky *	32	4	7	4	1	0	1	6	0	0	0	3	0	1	1	10	24	6	1	.271
May 10	#14 Mississippi State *	34	7	10	6	0	0	2	1	0	1	0	0	0	0	0	7	27	3	1	.271
May 11	#14 Mississippi State *	35	5	9	4	2	0	1	4	0	0	0	0	0	2	0	6	27	11	1	.271
May 12	#14 Mississippi State *	31	9	8	9	3	0	3	3	0	1	0	1	0	1	0	7	27	11	0	.271
	<b>Totals</b>	<b>1689</b>	<b>354</b>	<b>457</b>	<b>324</b>	<b>82</b>	<b>3</b>	<b>70</b>	<b>271</b>	<b>3</b>	<b>40</b>	<b>9</b>	<b>63</b>	<b>13</b>	<b>25</b>	<b>32</b>	<b>383</b>	<b>1366</b>	<b>386</b>	<b>32</b>	<b>.271</b>



RECORD: 42-10 • HOME: 33-3 • AWAY: 6-6 • NEUTRAL: 3-1 • SEC: 19-8

Date	Opponent	IP	H	R	ER	BB	SO	2B	3B	HR	WP	BK	HBP	DP	IBB	Score	W	L	SV	ERA
Feb. 16	James Madison	9.0	5	4	4	3	12	1	0	1	0	0	1	0	0	6-4	1	0	1	4.00
Feb. 17	James Madison	8.0	6	5	5	3	6	0	0	0	0	0	3	0	0	15-5	2	0	2	4.76
Feb. 18	James Madison	9.0	10	7	6	6	16	1	0	1	3	0	1	0	0	3-7	2	1	2	5.19
Feb. 19	James Madison	9.0	4	0	0	1	9	0	0	0	0	0	1	1	0	4-0	3	1	2	3.86
Feb. 23	vs. #7 Oregon State	9.0	8	4	4	1	23	1	0	1	2	0	0	0	0	5-4	4	1	3	3.89
Feb. 24	vs. Oklahoma State	13.1	6	2	1	7	25	1	0	0	0	0	2	1	1	1-2	4	2	3	3.14
Feb. 25	vs. Michigan	9.0	5	3	1	2	11	1	0	0	0	0	1	1	0	4-3	5	2	4	2.85
Feb. 27	Grambling	7.0	4	1	1	2	11	1	0	0	0	0	0	2	0	21-1	6	2	4	2.70
March 1	Murray State	9.0	2	1	1	2	20	1	0	1	0	0	2	0	0	5-1	7	2	5	2.51
March 2	Murray State	8.0	3	1	1	1	14	0	0	1	0	0	0	1	0	11-1	8	2	5	2.39
March 3	Murray State	9.0	8	3	3	1	16	0	0	2	0	0	1	0	0	5-3	9	2	6	2.45
March 5	UCA	9.0	9	7	7	4	11	1	0	0	1	0	3	0	0	9-7	10	2	7	2.82
March 9	McNeese [DH-1]	9.0	8	1	1	5	15	0	0	0	1	0	0	0	0	3-1	11	2	8	2.68
March 9	McNeese [DH-2]	8.0	7	1	1	2	12	0	0	0	0	0	3	0	0	11-1	12	2	9	2.59
March 10	McNeese	7.0	6	5	5	3	7	1	1	1	0	1	1	0	0	18-5	13	2	9	2.79
March 12	Oral Roberts	9.0	9	2	2	2	10	1	0	0	0	0	0	2	0	4-2	14	2	10	2.74
March 15	Missouri *	9.0	4	0	0	1	12	2	0	0	1	0	0	0	0	8-0	15	2	10	2.57
March 16	Missouri *	9.0	1	0	0	5	12	0	0	0	0	0	2	1	0	6-0	16	2	10	2.43
March 17	Missouri *	9.0	3	1	1	4	13	0	0	1	0	0	1	1	0	9-1	17	2	10	2.35
March 21	at #23 Auburn *	9.0	3	0	0	2	17	0	0	0	1	0	1	1	0	1-0	18	2	11	2.23
March 22	at #23 Auburn *	9.0	10	5	4	6	12	4	0	0	1	1	1	0	0	6-5	19	2	12	2.32
March 23	at #23 Auburn *	8.0	10	8	8	6	6	2	0	3	0	0	1	1	0	6-8	19	3	12	2.59
March 26	Little Rock	7.0	2	0	0	0	6	0	0	0	0	0	0	0	0	11-0	20	3	12	2.50
March 28	#8 LSU	9.0	9	4	4	2	19	2	0	2	1	0	0	0	0	7-4	21	3	13	2.57
March 29	#8 LSU	10.0	9	3	3	3	12	0	0	0	0	0	1	2	0	4-3	22	3	13	2.57
March 30	#8 LSU	9.0	9	5	5	2	7	0	0	4	0	0	2	3	0	7-5	23	3	14	2.67
April 2	Arkansas State	7.0	1	0	0	4	13	0	0	0	0	0	0	0	0	13-0	24	3	14	2.59
April 4	Ole Miss *	9.0	5	2	2	5	15	0	0	0	0	0	1	0	0	5-2	25	3	15	2.57
April 5	Ole Miss *	9.0	6	3	3	5	11	0	0	2	1	0	1	2	0	8-3	26	3	15	2.58
April 6	Ole Miss *	9.0	9	4	4	4	15	2	0	0	0	0	0	0	0	7-4	27	3	16	2.63
April 9	San Jose State	9.0	2	1	1	1	10	0	0	1	0	0	0	0	0	5-1	28	3	16	2.58
April 10	San Jose State	9.0	4	2	2	3	10	1	0	1	0	1	0	0	0	8-2	29	3	16	2.56
April 12	at #25 Alabama *	9.0	6	3	3	4	9	0	0	0	0	0	0	0	0	5-3	30	3	17	2.57
April 13	at #25 Alabama *	9.0	8	4	3	3	8	3	0	2	0	0	4	1	0	3-4	30	4	17	2.59
April 14	at #25 Alabama *	8.0	10	5	4	2	4	3	0	1	2	0	2	2	0	0-5	30	5	17	2.64
April 16	Texas Tech	9.0	13	8	8	1	14	2	0	2	0	0	1	0	0	9-8	31	5	17	2.79
April 17	Texas Tech	9.0	7	4	4	4	6	2	0	1	0	0	0	3	0	5-4	32	5	18	2.82
April 19	at #20 South Carolina *	9.0	4	1	1	6	16	1	0	0	0	0	2	0	2	2-1	33	5	19	2.77
April 20	at #20 South Carolina * [DH-1]	8.0	9	6	6	8	8	0	0	0	1	0	1	0	1	3-6	33	6	19	2.87
April 20	at #20 South Carolina * [DH-2]	9.0	8	6	6	4	9	5	0	0	1	0	1	1	0	9-6	34	6	19	2.95
April 23	vs. UAPB	7.0	7	1	1	0	11	1	0	0	0	0	0	1	0	11-1	35	6	19	2.91
April 26	Florida *	9.0	3	1	0	3	14	1	0	0	0	0	1	0	1	2-1	36	6	19	2.84
April 27	Florida * [DH-1]	9.0	10	5	4	7	10	1	0	0	1	0	1	1	3	6-5	37	6	20	2.87
April 27	Florida * [DH-2]	9.0	8	9	9	8	7	1	0	2	0	0	0	0	1	5-9	37	7	20	3.01
April 30	Missouri State	9.0	5	7	6	6	15	0	0	1	0	0	3	0	0	12-7	38	7	20	3.08
May 1	Missouri State	9.0	8	5	5	1	10	3	0	2	1	0	2	1	0	8-5	39	7	21	3.12
May 3	at #8 Kentucky *	9.0	5	3	3	5	18	1	0	0	1	0	0	0	0	10-3	40	7	21	3.12
May 4	at #8 Kentucky *	8.0	11	11	11	6	9	5	0	0	0	0	3	2	0	3-11	40	8	21	3.30
May 5	at #8 Kentucky *	8.0	9	7	6	3	4	3	0	2	0	0	0	0	0	4-7	40	9	21	3.36
May 10	#14 Mississippi State *	9.0	7	5	3	9	16	1	0	0	0	0	1	0	0	7-5	41	9	22	3.35
May 11	#14 Mississippi State *	9.0	9	8	6	10	11	2	0	3	1	0	1	1	0	5-8	41	10	22	3.41
May 12	#14 Mississippi State *	9.0	13	6	6	6	8	3	0	2	0	0	1	1	1	9-6	42	10	23	3.46
	<b>Totals</b>	<b>455.1</b>	<b>347</b>	<b>190</b>	<b>175</b>	<b>194</b>	<b>615</b>	<b>61</b>	<b>1</b>	<b>40</b>	<b>20</b>	<b>3</b>	<b>54</b>	<b>33</b>	<b>10</b>	<b>354-190</b>	<b>42</b>	<b>10</b>	<b>23</b>	<b>3.46</b>

# A ||| HITTERS



**1 TY WILMSMEYER**

### SEASON HIGHS

Category	High	Opponent (Last)	Date
Hits	3	James Madison	2/17/24
Runs	2	3x (Missouri)	3/17/24
Doubles	1	#8 LSU	3/29/24
Triples	--	--	--
Home Runs	1	James Madison	2/17/24
RBI	5	James Madison	2/17/24
Walks	1	11x (Florida)	4/26/24
Stolen Bases	1	2x (vs. UAPB)	4/23/24

### CAREER HIGHS

Category	High	Opponent (Last)	Date
Hits	4	vs. TCU	2/19/23
Runs	3	2x (at Texas A&M)	4/15/23
Doubles	2	2x (at FIU)	2/26/23
Triples	1	at South Carolina	3/25/23
Home Runs	2	Ole Miss	5/6/23
RBI	5	James Madison	2/17/24
Walks	2	4x (Lindenwood)	2/28/23
Stolen Bases	2	2x (Alabama)	4/23/23



**3 NOLAN SOUZA**

### SEASON HIGHS

Category	High	Opponent (Last)	Date
Hits	3	3x (Ole Miss)	4/6/24
Runs	2	4x (Ole Miss)	4/6/24
Doubles	1	7x (vs. UAPB)	4/23/24
Triples	--	--	--
Home Runs	2	Missouri	3/15/24
RBI	5	Ole Miss	4/6/24
Walks	3	San Jose State	4/9/24
Stolen Bases	1	3x (at #23 Auburn)	3/21/24

### CAREER HIGHS

Category	High	Opponent (Last)	Date
Hits	3	3x (Ole Miss)	4/6/24
Runs	2	4x (Ole Miss)	4/6/24
Doubles	1	7x (vs. UAPB)	4/23/24
Triples	--	--	--
Home Runs	2	Missouri	3/15/24
RBI	5	Ole Miss	4/6/24
Walks	3	San Jose State	4/9/24
Stolen Bases	1	3x (at #23 Auburn)	3/21/24



**4 JACK WAGNER**

### SEASON HIGHS

Category	High	Opponent (Last)	Date
Hits	2	2x (Texas Tech)	4/16/24
Runs	2	San Jose State	4/10/24
Doubles	1	2x (Grambling)	2/27/24
Triples	--	--	--
Home Runs	1	3x (San Jose State)	4/10/24
RBI	2	Little Rock	3/26/24
Walks	1	6x (Texas Tech)	4/17/24
Stolen Bases	1	James Madison	2/16/24

### CAREER HIGHS

Category	High	Opponent (Last)	Date
Hits	5	at California Baptist	4/14/23
Runs	4	2x (at California Baptist)	4/14/23
Doubles	2	Prairie View A&M	3/3/23
Triples	2	New Mexico State	4/21/23
Home Runs	2	2x (Grand Canyon)	5/6/23
RBI	5	2x (Grand Canyon)	5/6/23
Walks	3	vs. Texas Tech	5/24/19
Stolen Bases	2	at Belmont	2/14/20



**5 KENDALL DIGGS**

### SEASON HIGHS

Category	High	Opponent (Last)	Date
Hits	3	Ole Miss	4/6/24
Runs	2	6x (at #8 Kentucky)	5/3/24
Doubles	2	2x (at #20 South Carolina)	4/20/24
Triples	1	at #23 Auburn	3/24/23
Home Runs	1	6x (#8 LSU)	3/28/24
RBI	4	at #8 Kentucky	5/3/24
Walks	3	James Madison	2/17/24
Stolen Bases	1	4x (Florida)	4/27/24

### CAREER HIGHS

Category	High	Opponent (Last)	Date
Hits	3	6x (Ole Miss)	4/6/24
Runs	3	3x (at Georgia)	4/22/23
Doubles	2	5x (at #20 South Carolina)	4/20/24
Triples	1	2x (at #23 Auburn)	3/24/23
Home Runs	1	21x (#8 LSU)	3/28/24
RBI	5	at Mississippi State	5/6/23
Walks	3	2x (James Madison)	2/17/24
Stolen Bases	1	6x (Florida)	4/27/24



**6 BEN McLAUGHLIN**

**SEASON HIGHS**

Category	High	Opponent (Last)	Date
Hits	4	McNeese	3/10/24
Runs	3	2x (Arkansas State)	4/2/24
Doubles	1	9x (Florida)	4/27/24
Triples	--	--	--
Home Runs	1	7x (Texas Tech)	4/16/24
RBI	3	4x (Arkansas State)	4/2/24
Walks	3	3x (Ole Miss)	4/5/24
Stolen Bases	--	--	--

**CAREER HIGHS**

Category	High	Opponent (Last)	Date
Hits	4	McNeese	3/10/24
Runs	3	2x (Arkansas State)	4/2/24
Doubles	1	12x (Florida)	4/27/24
Triples	1	#16 Tennessee	4/16/23
Home Runs	1	9x (Texas Tech)	4/16/24
RBI	3	4x (Arkansas State)	4/2/24
Walks	3	3x (Ole Miss)	4/5/24
Stolen Bases	--	--	--



**8 HUDSON WHITE**

**SEASON HIGHS**

Category	High	Opponent (Last)	Date
Hits	3	at #23 Auburn	3/21/24
Runs	2	5x (at #8 Kentucky)	5/4/24
Doubles	2	James Madison	2/17/24
Triples	--	--	--
Home Runs	1	4x (#14 Mississippi State)	5/12/24
RBI	4	#14 Mississippi State	5/10/24
Walks	2	4x (#8 LSU)	3/28/24
Stolen Bases	--	--	--

**CAREER HIGHS**

Category	High	Opponent (Last)	Date
Hits	5	at Kansas	4/2/22
Runs	5	at Kansas	4/2/22
Doubles	2	2x (James Madison)	2/17/24
Triples	--	--	--
Home Runs	2	Kansas	5/20/23
RBI	6	Kansas	5/20/23
Walks	4	New Mexico	3/15/22
Stolen Bases	1	6x (Iowa)	3/11/23



**9 WEHIWA ALOY**

**SEASON HIGHS**

Category	High	Opponent (Last)	Date
Hits	4	vs. UAPB	4/23/24
Runs	2	6x (#14 Mississippi State)	5/10/24
Doubles	2	#14 Mississippi State	5/11/24
Triples	--	--	--
Home Runs	1	11x (Missouri State)	4/30/24
RBI	5	vs. UAPB	4/23/24
Walks	3	#8 LSU	3/28/24
Stolen Bases	1	7x (Texas Tech)	4/17/24

**CAREER HIGHS**

Category	High	Opponent (Last)	Date
Hits	4	3x (vs. UAPB)	4/23/24
Runs	3	7x (Utah Tech)	5/18/23
Doubles	2	2x (#14 Mississippi State)	5/11/24
Triples	1	5x (Utah Tech)	5/18/23
Home Runs	1	25x (Missouri State)	4/30/24
RBI	5	vs. UAPB	4/23/24
Walks	3	#8 LSU	3/28/24
Stolen Bases	1	9x (Texas Tech)	4/17/24



**10 PEYTON STOVALL**

**SEASON HIGHS**

Category	High	Opponent (Last)	Date
Hits	5	Missouri State	5/1/24
Runs	3	at #8 Kentucky	5/5/24
Doubles	2	2x (Florida)	4/27/24
Triples	--	--	--
Home Runs	1	9x (#14 Mississippi State)	5/11/24
RBI	3	3x (Florida)	4/27/24
Walks	1	15x (Florida)	4/27/24
Stolen Bases	1	2x (San Jose State)	4/10/24

**CAREER HIGHS**

Category	High	Opponent (Last)	Date
Hits	5	2x (Missouri State)	5/1/24
Runs	4	UCA	4/5/22
Doubles	2	3x (Florida)	4/27/24
Triples	1	Louisiana Tech	3/11/23
Home Runs	1	20x (#14 Mississippi State)	5/11/24
RBI	4	3x (Texas A&M)	4/27/23
Walks	2	3x (vs. #9 Oklahoma State)	2/19/23
Stolen Bases	2	Grambling	2/21/23



**12 JARED SPRAGUE-LOTT**

**SEASON HIGHS**

Category	High	Opponent (Last)	Date
Hits	3	2x (#14 Mississippi State)	5/10/24
Runs	3	2x (#14 Mississippi State)	5/10/24
Doubles	2	vs. Oklahoma State	2/24/24
Triples	--	--	--
Home Runs	1	7x (#14 Mississippi State)	5/10/24
RBI	3	at #23 Auburn	3/24/23
Walks	3	2x (at #8 Kentucky)	5/5/24
Stolen Bases	1	2x (at #25 Alabama)	4/12/24

**CAREER HIGHS**

Category	High	Opponent (Last)	Date
Hits	3	19x (#14 Mississippi State)	5/10/24
Runs	4	2x (at VCU)	5/12/23
Doubles	2	3x (vs. Oklahoma State)	2/24/24
Triples	1	5x (St. Bonaventure)	4/29/22
Home Runs	2	2x (St. Bonaventure)	5/5/23
RBI	5	Towson	4/11/21
Walks	3	6x (at #8 Kentucky)	5/5/24
Stolen Bases	1	7x (at #25 Alabama)	4/12/24



**13 JAYSON JONES**

**SEASON HIGHS**

Category	High	Opponent (Last)	Date
Hits	2	2x (Texas Tech)	4/16/24
Runs	2	4x (#14 Mississippi State)	5/12/24
Doubles	2	Texas Tech	4/16/24
Triples	--	--	--
Home Runs	2	Grambling	2/27/24
RBI	6	Grambling	2/27/24
Walks	2	San Jose State	4/9/24
Stolen Bases	1	3x (#14 Mississippi State)	5/12/24

**CAREER HIGHS**

Category	High	Opponent (Last)	Date
Hits	2	4x (Texas Tech)	4/16/24
Runs	3	Little Rock	4/11/23
Doubles	2	Texas Tech	4/16/24
Triples	--	--	--
Home Runs	2	Grambling	2/27/24
RBI	6	Grambling	2/27/24
Walks	3	4x (vs. Lipscomb)	5/2/23
Stolen Bases	1	5x (#14 Mississippi State)	5/12/24



**14 ROSS LOVICH**

**SEASON HIGHS**

Category	High	Opponent (Last)	Date
Hits	3	Grambling	2/27/24
Runs	2	5x (vs. UAPB)	4/23/24
Doubles	2	Murray State	3/2/24
Triples	1	Missouri	3/16/24
Home Runs	1	2x (Missouri)	3/15/24
RBI	4	McNeese	3/10/24
Walks	3	at #20 South Carolina	4/20/24
Stolen Bases	1	2x (Ole Miss)	4/6/24

**CAREER HIGHS**

Category	High	Opponent (Last)	Date
Hits	4	2x (Georgia)	5/12/23
Runs	3	4x (Georgia)	5/12/23
Doubles	2	2x (Murray State)	3/2/24
Triples	1	3x (Missouri)	3/16/24
Home Runs	2	Mississippi State	4/30/22
RBI	4	2x (McNeese)	3/10/24
Walks	3	at #20 South Carolina	4/20/24
Stolen Bases	3	at Nicholls	2/19/22



**16 HUDSON POLK**

**SEASON HIGHS**

Category	High	Opponent (Last)	Date
Hits	1	3x (UCA)	3/5/25
Runs	2	Grambling	2/27/24
Doubles	--	--	--
Triples	--	--	--
Home Runs	1	Grambling	2/27/24
RBI	4	Grambling	2/27/24
Walks	1	4x (Oral Roberts)	3/12/24
Stolen Bases	--	--	--

**CAREER HIGHS**

Category	High	Opponent (Last)	Date
Hits	3	Pacific	4/16/22
Runs	2	3x (Grambling)	2/27/24
Doubles	1	3x (at Georgia)	4/21/23
Triples	1	Pacific	4/16/22
Home Runs	1	4x (Grambling)	2/27/24
RBI	4	Grambling	2/27/24
Walks	2	2x (at Oral Roberts)	4/26/22
Stolen Bases	1	UTSA	3/13/22



**19 WILL EDMUNSON**

**SEASON HIGHS**

Category	High	Opponent (Last)	Date
Hits	3	vs. #8 LSU	3/30/24
Runs	3	2x (Grambling)	2/27/24
Doubles	1	4x (Arkansas State)	4/2/24
Triples	--	--	--
Home Runs	1	Little Rock	3/26/24
RBI	2	2x (Little Rock)	3/26/24
Walks	2	Grambling	2/27/24
Stolen Bases	1	6x (Missouri State)	4/30/24

**CAREER HIGHS**

Category	High	Opponent (Last)	Date
Hits	3	vs. #8 LSU	3/30/24
Runs	3	2x (Grambling)	2/27/24
Doubles	1	4x (Arkansas State)	4/2/24
Triples	--	--	--
Home Runs	--	--	--
RBI	2	at #23 Auburn	3/22/24
Walks	2	Grambling	2/27/24
Stolen Bases	1	6x (Missouri State)	4/30/24



**24 PEYTON HOLT**

**SEASON HIGHS**

Category	High	Opponent (Last)	Date
Hits	3	3x (#14 Mississippi State)	5/12/24
Runs	4	Grambling	2/27/24
Doubles	1	2x (#14 Mississippi State)	5/12/24
Triples	1	vs. #7 Oregon State	2/23/24
Home Runs	1	4x (#14 Mississippi State)	5/12/24
RBI	2	3x (#14 Mississippi State)	5/12/24
Walks	2	2x (at #8 Kentucky)	5/3/24
Stolen Bases	1	6x (Missouri State)	4/30/24

**CAREER HIGHS**

Category	High	Opponent (Last)	Date
Hits	3	5x (#14 Mississippi State)	5/12/24
Runs	4	2x (Grambling)	2/27/24
Doubles	1	6x (#14 Mississippi State)	5/12/24
Triples	1	3x (vs. #7 Oregon State)	2/23/24
Home Runs	1	6x (#14 Mississippi State)	5/12/24
RBI	4	at #12 Vanderbilt	5/19/23
Walks	2	5x (at #8 Kentucky)	5/3/24
Stolen Bases	1	12x (Missouri State)	4/30/24



**27 RYDER HELFRICK**

**SEASON HIGHS**

Category	High	Opponent (Last)	Date
Hits	1	11x (#14 Mississippi State)	5/12/24
Runs	3	James Madison	2/17/24
Doubles	1	3x (#14 Mississippi State)	5/12/24
Triples	--	--	--
Home Runs	1	3x (Florida)	4/26/24
RBI	1	7x (#14 Mississippi State)	5/12/24
Walks	2	at #8 Kentucky	5/3/24
Stolen Bases	1	#14 Mississippi State	5/10/24

**CAREER HIGHS**

Category	High	Opponent (Last)	Date
Hits	1	11x (#14 Mississippi State)	5/12/24
Runs	3	James Madison	2/17/24
Doubles	1	3x (#14 Mississippi State)	5/12/24
Triples	--	--	--
Home Runs	1	3x (Florida)	4/26/24
RBI	1	7x (#14 Mississippi State)	5/12/24
Walks	2	at #8 Kentucky	5/3/24
Stolen Bases	1	#14 Mississippi State	5/10/24



**44 PARKER ROWLAND**

**SEASON HIGHS**

Category	High	Opponent (Last)	Date
Hits	2	Missouri State	5/1/24
Runs	3	Missouri State	5/1/24
Doubles	1	2x (Missouri State)	5/1/24
Triples	--	--	--
Home Runs	--	--	--
RBI	1	2x (Missouri State)	5/1/24
Walks	3	vs. Michigan	2/25/24
Stolen Bases	1	Missouri State	5/1/24

**CAREER HIGHS**

Category	High	Opponent (Last)	Date
Hits	2	7x (Missouri State)	5/1/24
Runs	3	Missouri State	5/1/24
Doubles	1	5x (Missouri State)	5/1/24
Triples	--	--	--
Home Runs	1	2x (Louisiana Tech)	3/10/23
RBI	2	5x (Santa Clara)	6/2/23
Walks	3	vs. Michigan	2/25/24
Stolen Bases	1	Missouri State	5/1/24



## 20 GABE GAECKLE

### SEASON HIGHS

Category	High	Opponent (Last)	Date
Innings	3.0	at #8 Kentucky	5/5/24
Longest Start	--	--	--
Shortest Start	--	--	--
Longest Relief	3.0	at #8 Kentucky	5/5/24
Hits	3	James Madison	2/18/24
Runs	3	2x (at #23 Auburn)	3/24/23
Earned Runs	3	2x (at #23 Auburn)	3/24/23
Walks	3	#14 Mississippi State	5/10/24
Strikeouts	6	vs. Oklahoma State	2/24/24

### CAREER HIGHS

Category	High	Opponent (Last)	Date
Innings	3.0	at #8 Kentucky	5/5/24
Longest Start	--	--	--
Shortest Start	--	--	--
Longest Relief	3.0	at #8 Kentucky	5/5/24
Hits	3	James Madison	2/18/24
Runs	3	2x (at #23 Auburn)	3/24/23
Earned Runs	3	2x (at #23 Auburn)	3/24/23
Walks	3	#14 Mississippi State	5/10/24
Strikeouts	6	vs. Oklahoma State	2/24/24



## 25 BRADY TYGART

### SEASON HIGHS

Category	High	Opponent (Last)	Date
Innings	6.0	3x (Florida)	4/27/24
Longest Start	6.0	3x (Florida)	4/27/24
Shortest Start	1.2	#14 Mississippi State	5/11/24
Longest Relief	--	--	--
Hits	6	at #8 Kentucky	5/4/24
Runs	5	at #8 Kentucky	5/4/24
Earned Runs	5	at #8 Kentucky	5/4/24
Walks	5	2x (#14 Mississippi State)	5/11/24
Strikeouts	10	Murray State	3/2/24

### CAREER HIGHS

Category	High	Opponent (Last)	Date
Innings	6.0	3x (Florida)	4/27/24
Longest Start	6.0	3x (Florida)	4/27/24
Shortest Start	1.0	Texas A&M	4/28/23
Longest Relief	3.2	Mississippi State	4/3/22
Hits	6	at #8 Kentucky	5/4/24
Runs	5	at #8 Kentucky	5/4/24
Earned Runs	5	at #8 Kentucky	5/4/24
Walks	5	2x (#14 Mississippi State)	5/11/24
Strikeouts	10	Murray State	3/2/24



## 21 MASON MOLINA

### SEASON HIGHS

Category	High	Opponent (Last)	Date
Innings	6.0	at #25 Alabama	4/13/24
Longest Start	6.0	at #25 Alabama	4/13/24
Shortest Start	1.0	#14 Mississippi State	5/12/24
Longest Relief	--	--	--
Hits	7	#8 LSU	3/29/24
Runs	4	2x (#14 Mississippi State)	5/12/24
Earned Runs	4	2x (#14 Mississippi State)	5/12/24
Walks	7	at #20 South Carolina	4/20/24
Strikeouts	10	3x (Missouri)	3/17/24

### CAREER HIGHS

Category	High	Opponent (Last)	Date
Innings	7.0	2x (Kansas)	5/18/23
Longest Start	7.0	2x (Kansas)	5/18/23
Shortest Start	1.0	#14 Mississippi State	5/12/24
Longest Relief	3.2	West Virginia	4/24/22
Hits	8	TCU	4/1/23
Runs	7	TCU	4/1/23
Earned Runs	7	TCU	4/1/23
Walks	7	at #20 South Carolina	4/20/24
Strikeouts	13	Kansas	5/18/23



## 26 TATE MCGUIRE

### SEASON HIGHS

Category	High	Opponent (Last)	Date
Innings	1.0	Grambling	2/27/24
Longest Start	--	--	--
Shortest Start	--	--	--
Longest Relief	1.0	Grambling	2/27/24
Hits	3	Grambling	2/27/24
Runs	1	Grambling	2/27/24
Earned Runs	1	Grambling	2/27/24
Walks	2	James Madison	2/18/24
Strikeouts	3	Grambling	2/27/24

### CAREER HIGHS

Category	High	Opponent (Last)	Date
Innings	1.0	Grambling	2/27/24
Longest Start	--	--	--
Shortest Start	--	--	--
Longest Relief	1.0	Grambling	2/27/24
Hits	3	Grambling	2/27/24
Runs	1	Grambling	2/27/24
Earned Runs	1	Grambling	2/27/24
Walks	2	James Madison	2/18/24
Strikeouts	3	Grambling	2/27/24





**28 KOTY FRANK**

**SEASON HIGHS**

Category	High	Opponent (Last)	Date
Innings	3.0	vs. #8 LSU	3/30/24
Longest Start	--	--	--
Shortest Start	--	--	--
Longest Relief	3.0	vs. #8 LSU	3/30/24
Hits	5	at #23 Auburn	3/22/24
Runs	4	Florida	4/27/24
Earned Runs	4	Florida	4/27/24
Walks	2	Florida	4/27/24
Strikeouts	5	vs. Oklahoma State	2/24/24

**CAREER HIGHS**

Category	High	Opponent (Last)	Date
Innings	6.2	2x (BYU)	4/14/22
Longest Start	6.2	2x (BYU)	4/14/22
Shortest Start	4.0	Iowa	5/1/22
Longest Relief	4.2	Sam Houston	2/18/22
Hits	10	Michigan	3/25/22
Runs	6	Michigan	3/25/22
Earned Runs	6	Michigan	3/25/22
Walks	4	at Indiana	4/24/22
Strikeouts	10	vs. Northwestern State	3/4/22



**32 HUNTER DIETZ**

**SEASON HIGHS**

Category	High	Opponent (Last)	Date
Innings	0.2	vs. #8 LSU	3/30/24
Longest Start	--	--	--
Shortest Start	--	--	--
Longest Relief	0.2	vs. #8 LSU	3/30/24
Hits	1	vs. #8 LSU	3/30/24
Runs	0	2x (San Jose State)	4/9/24
Earned Runs	0	2x (San Jose State)	4/9/24
Walks	1	2x (San Jose State)	4/9/24
Strikeouts	1	2x (San Jose State)	4/9/24

**CAREER HIGHS**

Category	High	Opponent (Last)	Date
Innings	0.2	vs. #8 LSU	3/30/24
Longest Start	--	--	--
Shortest Start	--	--	--
Longest Relief	0.2	vs. #8 LSU	3/30/24
Hits	1	vs. #8 LSU	3/30/24
Runs	0	2x (San Jose State)	4/9/24
Earned Runs	0	2x (San Jose State)	4/9/24
Walks	1	2x (San Jose State)	4/9/24
Strikeouts	1	2x (San Jose State)	4/9/24



**31 DYLAN CARTER**

**SEASON HIGHS**

Category	High	Opponent (Last)	Date
Innings	2.1	Missouri State	5/1/24
Longest Start	--	--	--
Shortest Start	--	--	--
Longest Relief	2.1	Missouri State	5/1/24
Hits	3	Missouri State	5/1/24
Runs	2	3x (at #8 Kentucky)	5/3/24
Earned Runs	2	3x (at #8 Kentucky)	5/3/24
Walks	2	2x (at #8 Kentucky)	5/3/24
Strikeouts	2	Arkansas State	4/2/24

**CAREER HIGHS**

Category	High	Opponent (Last)	Date
Innings	4.2	#16 Tennessee	4/16/23
Longest Start	--	--	--
Shortest Start	--	--	--
Longest Relief	3.2	Alabama	4/2/23
Hits	6	#16 Tennessee	4/16/23
Runs	6	at #1 LSU	3/25/23
Earned Runs	5	at #1 LSU	3/25/23
Walks	3	at #1 LSU	3/25/23
Strikeouts	3	4x (#16 Tennessee)	4/16/23



**33 HAGEN SMITH**

**SEASON HIGHS**

Category	High	Opponent (Last)	Date
Innings	7.0	Florida	4/26/24
Longest Start	7.0	Florida	4/26/24
Shortest Start	1.0	James Madison	2/16/24
Longest Relief	--	--	--
Hits	5	#8 LSU	3/28/24
Runs	3	2x (#14 Mississippi State)	5/10/24
Earned Runs	3	2x (#14 Mississippi State)	5/10/24
Walks	5	at #20 South Carolina	4/19/24
Strikeouts	17	vs. #7 Oregon State	2/23/24

**CAREER HIGHS**

Category	High	Opponent (Last)	Date
Innings	7.0	3x (Florida)	4/26/24
Longest Start	7.0	3x (Florida)	4/26/24
Shortest Start	1.0	2x (James Madison)	2/16/24
Longest Relief	4.2	at #1 LSU	3/24/23
Hits	7	2x (Ole Miss)	4/30/22
Runs	8	#17 TCU	6/4/23
Earned Runs	8	#17 TCU	6/4/23
Walks	5	4x (at #20 South Carolina)	4/19/24
Strikeouts	17	vs. #7 Oregon State	2/23/24



## 36 PARKER COIL

### SEASON HIGHS

Category	High	Opponent (Last)	Date
Innings	3.1	#14 Mississippi State	5/11/24
Longest Start	--	--	--
Shortest Start	--	--	--
Longest Relief	3.1	#14 Mississippi State	5/11/24
Hits	4	2x (at #20 South Carolina)	4/20/24
Runs	4	James Madison	2/17/24
Earned Runs	4	James Madison	2/17/24
Walks	2	Missouri State	4/30/24
Strikeouts	3	2x (#14 Mississippi State)	5/11/24

### CAREER HIGHS

Category	High	Opponent (Last)	Date
Innings	3.2	Army	3/7/23
Longest Start	3.2	Army	3/7/23
Shortest Start	2.0	vs. Lipscomb	5/2/23
Longest Relief	3.1	#14 Mississippi State	5/11/24
Hits	6	Army	3/7/23
Runs	4	2x (James Madison)	2/17/24
Earned Runs	4	2x (James Madison)	2/17/24
Walks	3	vs. #15 TCU	2/18/23
Strikeouts	4	UNLV	3/14/23



## 38 COLIN FISHER

### SEASON HIGHS

Category	High	Opponent (Last)	Date
Innings	5.0	James Madison	2/19/24
Longest Start	5.0	James Madison	2/19/24
Shortest Start	1.0	Grambling	2/27/24
Longest Relief	2.2	at #23 Auburn	3/24/23
Hits	6	Texas Tech	4/17/24
Runs	3	Texas Tech	4/17/24
Earned Runs	3	Texas Tech	4/17/24
Walks	3	San Jose State	4/10/24
Strikeouts	6	vs. Oklahoma State	2/24/23

### CAREER HIGHS

Category	High	Opponent (Last)	Date
Innings	5.0	James Madison	2/19/24
Longest Start	5.0	James Madison	2/19/24
Shortest Start	1.0	Grambling	2/27/24
Longest Relief	2.2	at #23 Auburn	3/24/23
Hits	6	Texas Tech	4/17/24
Runs	3	Texas Tech	4/17/24
Earned Runs	3	Texas Tech	4/17/24
Walks	3	San Jose State	4/10/24
Strikeouts	6	vs. Oklahoma State	2/24/23



## 37 JAKE FAHERTY

### SEASON HIGHS

Category	High	Opponent (Last)	Date
Innings	2.0	Florida	4/27/24
Longest Start	--	--	--
Shortest Start	--	--	--
Longest Relief	2.0	Florida	4/27/24
Hits	1	4x (Florida)	4/27/24
Runs	1	2x (vs. Oklahoma State)	2/24/24
Earned Runs	1	vs. Oklahoma State	2/24/24
Walks	2	2x (McNeese)	3/9/24
Strikeouts	3	Arkansas State	4/2/24

### CAREER HIGHS

Category	High	Opponent (Last)	Date
Innings	1.0	3x (San Jose State)	4/10/24
Longest Start	--	--	--
Shortest Start	--	--	--
Longest Relief	1.0	3x (San Jose State)	4/10/24
Hits	1	4x (Florida)	4/27/24
Runs	3	Wright State	3/4/23
Earned Runs	3	Wright State	3/4/23
Walks	3	Wright State	3/4/23
Strikeouts	3	Arkansas State	4/2/24



## 40 BEN BYBEE

### SEASON HIGHS

Category	High	Opponent (Last)	Date
Innings	5.0	San Jose State	4/9/24
Longest Start	5.0	San Jose State	4/9/24
Shortest Start	1.1	Texas Tech	4/16/24
Longest Relief	1.0	Arkansas State	4/2/24
Hits	6	Texas Tech	4/16/24
Runs	6	Texas Tech	4/16/24
Earned Runs	6	Texas Tech	4/16/24
Walks	4	#14 Mississippi State	5/11/24
Strikeouts	6	Missouri State	5/1/24

### CAREER HIGHS

Category	High	Opponent (Last)	Date
Innings	5.0	2x (San Jose State)	4/9/24
Longest Start	5.0	2x (San Jose State)	4/9/24
Shortest Start	0.2	Alabama	4/2/23
Longest Relief	2.0	2x (at Missouri State)	4/25/23
Hits	6	2x (Texas Tech)	4/16/24
Runs	6	Texas Tech	4/16/24
Earned Runs	6	Texas Tech	4/16/24
Walks	4	2x (#14 Mississippi State)	5/11/24
Strikeouts	6	2x (Missouri State)	5/1/24



**41 WILL McENTIRE**

**SEASON HIGHS**

Category	High	Opponent (Last)	Date
Innings	5.2	James Madison	2/16/24
Longest Start	--	--	--
Shortest Start	--	--	--
Longest Relief	5.2	James Madison	2/16/24
Hits	5	McNeese	3/9/24
Runs	3	3x (at #8 Kentucky)	5/5/24
Earned Runs	3	3x (at #8 Kentucky)	5/5/24
Walks	3	#14 Mississippi State	5/12/24
Strikeouts	8	#8 LSU	3/28/24

**CAREER HIGHS**

Category	High	Opponent (Last)	Date
Innings	9.0	Louisiana Tech	3/11/23
Longest Start	9.0	Louisiana Tech	3/11/23
Shortest Start	1.1	vs. #15 TCU	2/18/23
Longest Relief	6.0	#6 South Carolina	5/13/23
Hits	9	at #1 LSU	3/25/23
Runs	7	at #1 LSU	3/25/23
Earned Runs	7	at #1 LSU	3/25/23
Walks	4	2x (at #6 Oklahoma State)	6/5/22
Strikeouts	9	2x (#6 South Carolina)	5/13/23



**46 CHRISTIAN FOUTCH**

**SEASON HIGHS**

Category	High	Opponent (Last)	Date
Innings	2.0	2x (#8 LSU)	3/29/24
Longest Start	--	--	--
Shortest Start	--	--	--
Longest Relief	2.0	2x (#8 LSU)	3/29/24
Hits	3	James Madison	2/18/24
Runs	1	2x (at #25 Alabama)	4/13/24
Earned Runs	1	2x (at #25 Alabama)	4/13/24
Walks	2	at #25 Alabama	4/13/24
Strikeouts	2	4x (Missouri State)	4/30/24

**CAREER HIGHS**

Category	High	Opponent (Last)	Date
Innings	2.0	4x (#8 LSU)	3/29/24
Longest Start	--	--	--
Shortest Start	--	--	--
Longest Relief	2.0	4x (#8 LSU)	3/29/24
Hits	6	Little Rock	4/12/23
Runs	4	Little Rock	4/12/23
Earned Runs	4	Little Rock	4/12/23
Walks	2	4x (at #25 Alabama)	4/13/24
Strikeouts	2	6x (Missouri State)	4/30/24



**45 GAGE WOOD**

**SEASON HIGHS**

Category	High	Opponent (Last)	Date
Innings	4.1	at #8 Kentucky	5/4/24
Longest Start	3.0	Missouri State	4/30/24
Shortest Start	--	--	--
Longest Relief	4.1	at #8 Kentucky	5/4/24
Hits	4	#14 Mississippi State	5/12/24
Runs	3	at #8 Kentucky	5/4/24
Earned Runs	3	at #8 Kentucky	5/4/24
Walks	2	at #8 Kentucky	5/4/24
Strikeouts	6	at #8 Kentucky	5/4/24

**CAREER HIGHS**

Category	High	Opponent (Last)	Date
Innings	4.1	at #8 Kentucky	5/4/24
Longest Start	3.0	Missouri State	4/30/24
Shortest Start	--	--	--
Longest Relief	4.1	at #8 Kentucky	5/4/24
Hits	4	#14 Mississippi State	5/12/24
Runs	5	at #12 Vanderbilt	5/19/23
Earned Runs	5	at #12 Vanderbilt	5/19/23
Walks	3	at Mississippi State	5/5/23
Strikeouts	6	2x (at #8 Kentucky)	5/4/24



**48 COOPER DOSSETT**

**SEASON HIGHS**

Category	High	Opponent (Last)	Date
Innings	3.0	vs. UAPB	4/23/24
Longest Start	--	--	--
Shortest Start	--	--	--
Longest Relief	3.0	vs. UAPB	4/23/24
Hits	2	3x (Missouri State)	4/30/24
Runs	4	Missouri State	4/30/24
Earned Runs	4	Missouri State	4/30/24
Walks	2	Missouri State	4/30/24
Strikeouts	4	vs. UAPB	4/23/24

**CAREER HIGHS**

Category	High	Opponent (Last)	Date
Innings	3.0	vs. UAPB	4/23/24
Longest Start	--	--	--
Shortest Start	--	--	--
Longest Relief	3.0	vs. UAPB	4/23/24
Hits	2	4x (Missouri State)	4/30/24
Runs	4	2x (Missouri State)	4/30/24
Earned Runs	4	2x (Missouri State)	4/30/24
Walks	3	vs. #15 TCU	2/18/23
Strikeouts	4	vs. UAPB	4/23/24



## 49 STONE HEWLETT

### SEASON HIGHS

Category	High	Opponent (Last)	Date
Innings	1.2	San Jose State	4/9/24
Longest Start	--	--	--
Shortest Start	--	--	--
Longest Relief	1.2	San Jose State	4/9/24
Hits	1	4x (Texas Tech)	4/17/24
Runs	1	2x (Texas Tech)	4/17/24
Earned Runs	1	2x (Texas Tech)	4/17/24
Walks	2	Missouri State	4/30/24
Strikeouts	4	UCA	3/5/24

### CAREER HIGHS

Category	High	Opponent (Last)	Date
Innings	3.1	2x (Oakland)	2/27/23
Longest Start	2.0	at Charleston Southern	3/8/22
Shortest Start	--	--	--
Longest Relief	3.1	2x (Oakland)	2/27/23
Hits	6	2x (Air Force)	4/26/22
Runs	6	2x (Air Force)	4/26/22
Earned Runs	6	2x (Air Force)	4/26/22
Walks	2	8x (Missouri State)	4/30/24
Strikeouts	4	2x (UCA)	3/5/24



Record: 42-10 Home: 33-3 Away: 6-6 Neutral: 3-1 SEC: 19-8

Player	avg	gp-gs	ab	r	h	2b	3b	hr	rbi	tb	slg%	bb	hp	so	gdp	ob%	sf	sh	sb-att	po	a	e	fld%	
10 Peyton Stovall	.339	40-40	165	33	56	10	0	9	37	93	.564	16	4	32	0	.402	4	0	2-5	54	80	0	1.000	
24 Peyton Holt	.325	38-33	120	25	39	2	1	4	18	55	.458	15	8	15	2	.431	1	0	6-7	48	28	3	.962	
12 Jared Sprague-Lott	.313	40-38	134	39	42	7	0	7	23	70	.522	32	5	26	3	.457	2	2	2-2	30	57	7	.926	
6 Ben McLaughlin	.297	52-51	172	37	51	9	0	7	33	81	.471	47	5	27	6	.454	3	0	0-0	325	34	3	.992	
8 Hudson White	.279	38-35	129	24	36	10	0	4	22	58	.450	16	4	22	2	.373	1	0	0-1	374	17	2	.995	
9 Wehiwa Aloy	.279	52-52	201	39	56	7	0	11	50	96	.478	25	8	48	6	.376	3	1	7-7	38	91	6	.956	
3 Nolan Souza	.262	36-30	107	21	28	7	0	7	28	56	.523	18	2	35	1	.375	1	1	3-3	9	16	0	1.000	
5 Kendall Diggs	.242	48-47	178	31	43	11	1	6	33	74	.416	29	3	50	0	.352	3	0	4-6	64	3	1	.985	
1 Ty Wilmsmeyer	.180	40-32	100	15	18	1	0	1	12	22	.220	11	4	30	2	.287	0	2	2-3	63	2	0	1.000	
-----																								
14 Ross Lovich	.288	32-23	80	19	23	4	1	2	16	35	.438	12	6	22	2	.414	1	3	2-2	22	0	1	.957	
4 Jack Wagner	.267	17-13	45	9	12	2	0	3	11	23	.511	6	2	11	1	.357	3	0	1-1	12	2	2	.875	
19 Will Edmunson	.235	34-21	81	25	19	4	0	1	10	26	.321	11	6	12	2	.364	1	0	6-7	36	1	0	1.000	
44 Parker Rowland	.214	14-11	28	4	6	2	0	0	2	8	.286	9	0	7	1	.395	1	3	1-1	92	4	3	.970	
13 Jayson Jones	.203	21-17	64	11	13	3	0	4	17	28	.438	8	3	19	1	.320	0	0	3-3	21	2	0	1.000	
27 Ryder Helfrick	.185	24-20	65	18	12	3	0	3	7	24	.369	12	3	19	2	.338	0	1	1-1	137	11	1	.993	
16 Hudson Polk	.150	8-5	20	4	3	0	0	1	5	6	.300	4	0	8	1	.280	1	0	0-0	11	0	0	1.000	
Totals	.271	52	1689	354	457	82	3	70	324	755	.447	271	63	383	32	.386	25	13	40-49	1366	386	32	.982	
Opponents	.211	52	1642	190	347	61	1	40	176	530	.323	194	54	615	23	.313	12	23	36-48	1291	419	53	.970	

LOB - Team (417), Opp (370). DPs turned - Team (33), Opp (41). CI - Team (1), White 1, Opp (1). IBB - Team (3), McLaughlin 1, Wagner 1, Sprague-Lott 1, Opp (10). Picked off - White 1, Wilmsmeyer 1.

(All games Sorted by Earned run avg)

Player	era	w-l	app	gs	cg	sho	sv	ip	h	r	er	bb	so	2b	3b	hr	b/avg	wp	hp	bk	sfa	sha		
33 Hagen Smith	1.65	9-0	13	13	0	0/2	0	71.0	33	14	13	29	136	4	0	4	.138	1	5	0	1	4		
41 Will McEntire	3.67	5-0	25	0	0	0/3	4	49.0	47	22	20	15	60	12	0	2	.255	3	0	0	4	2		
25 Brady Tygart	3.86	4-3	13	13	0	0/1	0	58.1	45	25	25	35	68	7	0	5	.221	6	14	1	0	5		
21 Mason Molina	4.44	3-2	12	12	0	0/0	0	50.2	36	25	25	32	72	5	0	9	.202	2	7	1	0	3		
-----																								
32 Hunter Dietz	0.00	0-0	2	0	0	0/0	0	1.0	1	0	0	2	2	0	0	0	.250	0	1	0	0	0		
37 Jake Faherty	0.96	0-0	12	0	0	0/1	1	9.1	4	2	1	7	17	1	0	0	.125	1	1	0	1	0		
46 Christian Foutch	0.98	0-0	16	0	0	0/2	1	18.1	18	2	2	5	15	3	0	1	.269	2	4	0	1	0		
49 Stone Hewlett	1.50	1-0	20	0	0	0/2	4	12.0	4	2	2	6	21	1	0	1	.103	1	0	0	1	0		
20 Gabe Gaeckle	2.06	3-2	19	0	0	0/1	7	35.0	18	11	8	15	45	3	0	0	.144	1	1	0	1	0		
38 Colin Fisher	2.67	6-1	10	7	0	0/2	0	27.0	24	9	8	8	27	2	0	3	.240	0	3	1	0	2		
45 Gage Wood	3.03	3-1	19	1	0	0/1	2	29.2	25	12	10	7	44	6	1	2	.223	0	5	0	0	3		
48 Cooper Dossett	5.02	3-0	13	0	0	0/2	0	14.1	6	8	8	6	20	0	0	1	.130	0	3	0	0	0		
40 Ben Bybee	5.40	2-1	8	6	0	0/2	0	21.2	22	15	13	7	28	3	0	4	.262	0	1	0	0	1		
26 Tate McGuire	5.40	0-0	2	0	0	0/0	0	1.2	3	1	1	2	4	1	0	0	.375	0	1	0	0	0		
28 Koty Frank	5.64	2-0	19	0	0	0/1	4	30.1	30	21	19	9	30	8	0	4	.261	2	6	0	2	1		
31 Dylan Carter	6.52	1-0	7	0	0	0/2	0	9.2	7	7	7	5	5	2	0	2	.206	1	1	0	1	1		
36 Parker Coil	7.16	0-0	13	0	0	0/1	0	16.1	24	14	13	4	21	3	0	2	.338	0	1	0	0	1		
Totals	3.46	42-10	52	52	0	6/6	23	455.1	347	190	175	194	615	61	1	40	.211	20	54	3	12	23		
Opponents	6.42	10-42	52	52	0	1/1	4	430.1	457	354	307	271	383	82	3	70	.271	50	63	2	25	13		

PB - Team (5), White 3, Helfrick 2, Opp (5). Pickoffs - Team (7), Molina 3, Smith, H. 2, Tygart 1, Fisher 1, Opp (2). SBA/ATT - White (20-23), Rowland (10-11), Helfrick (6-11), Tygart (7-9), Molina (6-9), Smith, H. (4-5), Bybee (2-4), Hewlett (4-4), McEntire (3-3), Wood (2-3), Foutch (2-3), Frank (2-2), Dossett (0-2), Gaeckle (2-2), Faherty (1-1), Coil (1-1).

Record: 19-8 Home: 13-2 Away: 6-6 SEC: 19-8

Player	avg	gp-gs	ab	r	h	2b	3b	hr	rbi	tb	slg%	bb	hp	so	gdp	ob%	sf	sh	sb-att	po	a	e	fld%	
8 Hudson White	.321	23-21	78	13	25	3	0	3	12	37	.474	7	3	12	0	.398	0	0	0-1	235	10	1	.996	
10 Peyton Stovall	.313	27-27	112	18	35	9	0	6	20	62	.554	11	3	25	0	.386	1	0	1-2	39	58	0	1.000	
24 Peyton Holt	.308	16-15	52	9	16	1	0	3	8	26	.500	7	4	9	1	.422	1	0	3-3	27	4	1	.969	
12 Jared Sprague-Lott	.284	25-23	81	20	23	3	0	5	16	41	.506	18	3	17	2	.423	2	1	1-1	17	35	1	.981	
9 Wehiwa Aloy	.262	27-27	107	16	28	3	0	6	17	49	.458	13	3	27	1	.352	2	1	3-3	18	52	5	.933	
6 Ben McLaughlin	.231	27-27	91	14	21	2	0	3	10	32	.352	27	2	16	2	.407	3	0	0-0	176	21	2	.990	
5 Kendall Diggs	.202	27-26	104	14	21	5	1	3	19	37	.356	11	3	34	0	.294	1	0	2-4	40	1	0	1.000	
3 Nolan Souza	.200	20-16	65	11	13	1	0	4	8	26	.400	7	1	25	1	.288	0	0	1-1	1	4	0	1.000	
1 Ty Wilmsmeyer	.150	22-19	60	7	9	1	0	0	5	10	.167	5	2	17	1	.239	0	0	0-0	37	2	0	1.000	
-----																								
14 Ross Lovich	.263	16-11	38	7	10	1	1	1	6	16	.421	8	2	10	1	.417	0	1	1-1	13	0	1	.929	
27 Ryder Helfrick	.233	11-9	30	6	7	2	0	2	4	15	.500	4	0	7	0	.324	0	0	1-1	36	2	1	.974	
19 Will Edmunson	.167	14-9	36	8	6	2	0	0	5	8	.222	4	1	7	0	.262	1	0	1-1	19	1	0	1.000	
4 Jack Wagner	.125	6-5	16	2	2	0	0	1	3	5	.313	1	0	6	0	.167	1	0	0-0	0	0	0	.000	
44 Parker Rowland	.083	6-5	12	0	1	1	0	0	1	2	.167	3	0	3	1	.267	0	0	0-0	36	1	2	.949	
13 Jayson Jones	.077	5-3	13	2	1	0	0	1	2	4	.308	2	1	4	0	.250	0	0	1-1	3	0	0	1.000	
16 Hudson Polk	.000	1-0	2	0	0	0	0	0	0	0	.000	0	0	1	1	.000	0	0	0-0	0	0	0	.000	
Totals	.243	27	897	147	218	34	2	38	136	370	.412	128	28	220	11	.351	12	3	15-19	717	206	16	.983	
Opponents	.227	27	873	115	198	42	0	24	104	312	.357	129	29	302	13	.343	7	14	21-27	697	206	21	.977	

LOB - Team (225), Opp (221). DPs turned - Team (20), Opp (14). CI - Team (1), White 1, Opp (1). IBB - Team (0), Opp (9).

### (SEC games only Sorted by Earned run avg)

Player	era	w-l	app	gs	cg	sho	sv	ip	h	r	er	bb	so	2b	3b	hr	b/avg	wp	hp	bk	sfa	sha		
33 Hagen Smith	1.50	7-0	9	9	0	0/2	0	54.0	27	10	9	22	96	4	0	2	.148	1	4	0	1	3		
20 Gabe Gaeckle	1.80	2-1	11	0	0	0/1	3	20.0	11	7	4	10	23	3	0	0	.155	0	1	0	1	0		
21 Mason Molina	4.91	1-2	8	8	0	0/0	0	33.0	28	18	18	24	39	3	0	7	.235	1	4	0	0	2		
41 Will McEntire	4.97	4-0	15	0	0	0/2	3	25.1	28	15	14	13	34	9	0	0	.286	1	0	0	3	2		
25 Brady Tygart	5.40	1-3	9	9	0	0/1	0	38.1	34	23	23	28	40	7	0	4	.245	6	7	1	0	3		
-----																								
37 Jake Faherty	0.00	0-0	4	0	0	0/0	0	3.2	1	0	0	1	5	0	0	0	.077	0	0	0	0	0		
49 Stone Hewlett	0.00	1-0	10	0	0	0/0	3	3.2	1	0	0	3	6	1	0	0	.100	0	0	0	1	0		
32 Hunter Dietz	0.00	0-0	1	0	0	0/0	0	0.2	1	0	0	1	1	0	0	0	.333	0	1	0	0	0		
46 Christian Foutch	0.82	0-0	9	0	0	0/1	1	11.0	9	1	1	3	5	2	0	0	.231	1	2	0	1	0		
45 Gage Wood	3.77	0-1	9	0	0	0/0	1	14.1	13	8	6	6	21	5	0	1	.241	0	5	0	0	2		
36 Parker Coil	5.14	0-0	5	0	0	0/0	0	7.0	11	4	4	1	8	3	0	0	.344	0	0	0	0	0		
48 Cooper Dossett	5.40	1-0	5	0	0	0/1	0	3.1	2	2	2	2	4	0	0	1	.182	0	1	0	0	0		
38 Colin Fisher	7.36	0-0	2	0	0	0/0	0	3.2	6	3	3	0	1	0	0	3	.375	0	0	0	0	0		
40 Ben Bybee	8.44	0-1	2	1	0	0/0	0	5.1	6	7	5	6	5	1	0	2	.273	0	0	0	0	1		
28 Koty Frank	8.53	2-0	8	0	0	0/0	0	12.2	18	13	12	5	12	4	0	3	.346	1	4	0	0	1		
31 Dylan Carter	12.00	0-0	2	0	0	0/0	0	3.0	2	4	4	4	2	0	0	1	.182	1	0	0	0	0		
Totals	3.95	19-8	27	27	0	3/3	11	239.0	198	115	105	129	302	42	0	24	.227	12	29	1	7	14		
Opponents	5.15	8-19	27	27	0	1/1	4	232.1	218	147	133	128	220	34	2	38	.243	32	28	1	12	3		

PB - Team (1), White 1, Opp (3). Pickoffs - Team (4), Smith, H. 2, Molina 2. SBA/ATT - White (10-11), Tygart (7-8), Rowland (7-8), Helfrick (4-5), Molina (2-5), Smith, H. (4-5), Frank (2-2), Bybee (2-2), McEntire (2-2), Foutch (1-1), Dossett (0-1), Faherty (1-1).

Score by innings	1	2	3	4	5	6	7	8	9	EX	Total
Arkansas	36	29	46	47	54	69	40	26	6	1	354
Opponents	11	23	21	29	20	23	25	22	14	2	190

**Record when ...**

Overall	42-10	After 6 leading	37-1
Conference	19-8	..... trailing	1-7
Non-Conference	23-2	..... tied	4-2
Home games	33-3	After 7 leading	33-1
Away games	6-6	..... trailing	1-8
Neutral site	3-1	..... tied	3-1
Day games	23-7	After 8 leading	31-1
Night games	19-3	..... trailing	0-9
vs Left starter	11-4	..... tied	3-0
vs Right starter	31-6		
1-Run games	10-2	Hit 0 home runs	10-4
2-Run games	8-1	... 1 home run	11-5
5+Run games	15-2	... 2+ home runs	21-1
Extra innings	1-2		
Shutouts	6-1	Opponent 0 home runs	25-3
		..... 1 home run	10-2
		..... 2+ HRs	7-5
Scoring 0-2 runs	3-2		
..... 3-5 runs	12-7		
..... 6-9 runs	17-1	Made 0 errors	26-2
..... 10+ runs	10-0	.... 1 error	11-7
		.... 2+ errors	5-1
Opponent 0-2 runs	19-1		
..... 3-5 runs	18-2	Opp. made 0 errors	15-3
..... 6-9 runs	5-6	..... 1 error	15-4
..... 10+ runs	0-1	..... 2+ errors	12-3
Scored in 1st inning	15-1	Out-hit opponent	28-3
Opp. scored in 1st	5-2	Out-hit by opponent	8-4
Scores first	28-5	Hits are tied	6-3
Opp. scores first	14-5		

**Record when team scores:**

Runs	0	1	2	3	4	5	6	7	8	9	10+
W-L	0-1	1-1	2-0	1-4	4-1	7-2	4-1	4-0	4-0	5-0	10-0

**Record when opponent scores:**

Runs	0	1	2	3	4	5	6	7	8	9	10+
W-L	6-0	10-0	3-1	6-0	5-1	7-1	2-1	2-2	1-2	0-1	0-1

**Record when leading after:**

Inn.	1	2	3	4	5	6	7	8
W-L	13-1	20-2	27-1	32-1	31-2	37-1	33-1	31-1

**Record when trailing after:**

Inn.	1	2	3	4	5	6	7	8
W-L	3-2	4-5	8-6	5-7	4-7	1-7	1-8	0-9

**Record when tied after:**

Inn.	1	2	3	4	5	6	7	8
W-L	26-7	18-3	7-3	5-2	7-1	4-2	3-1	3-0

Current winning streak: 1  
 Longest winning streak: 15  
 Longest losing streak: 2

Home attendance : 338892 ( 34 dates avg = 9967 )  
 Away attendance : 111796 ( 16 dates avg = 6987 )  
 Total attendance: 450688 ( 50 dates avg = 9013 )

# A ||| MISCELLANEOUS STATS

<b>Multiple Hit Games</b>	<b>2</b>	<b>3</b>	<b>4</b>	<b>5+</b>	<b>Total</b>
10 Peyton Stovall	10	4	1	1	16
12 Jared Sprague-Lott	12	2	-	-	14
6 Ben McLaughlin	9	3	1	-	13
9 Wehiwa Aloy	8	3	1	-	12
5 Kendall Diggs	10	1	-	-	11
24 Peyton Holt	7	3	-	-	10
8 Hudson White	7	1	-	-	8
3 Nolan Souza	4	3	-	-	7
14 Ross Lovich	4	1	-	-	5
19 Will Edmunson	4	1	-	-	5
1 Ty Wilmsmeyer	3	1	-	-	4
13 Jayson Jones	2	-	-	-	2
4 Jack Wagner	2	-	-	-	2
44 Parker Rowland	1	-	-	-	1
<b>TEAM</b>	<b>83</b>	<b>23</b>	<b>3</b>	<b>1</b>	<b>110</b>

<b>Multiple RBI Games</b>	<b>2</b>	<b>3</b>	<b>4</b>	<b>5+</b>	<b>Total</b>
10 Peyton Stovall	7	3	-	-	10
9 Wehiwa Aloy	2	3	4	1	10
3 Nolan Souza	5	2	1	1	9
6 Ben McLaughlin	5	4	-	-	9
5 Kendall Diggs	6	1	1	-	8
14 Ross Lovich	3	1	1	-	5
12 Jared Sprague-Lott	4	1	-	-	5
8 Hudson White	4	-	1	-	5
13 Jayson Jones	3	-	-	1	4
1 Ty Wilmsmeyer	1	1	-	1	3
24 Peyton Holt	3	-	-	-	3
19 Will Edmunson	2	-	-	-	2
4 Jack Wagner	1	-	-	-	1
16 Hudson Polk	-	-	1	-	1
<b>TEAM</b>	<b>46</b>	<b>16</b>	<b>9</b>	<b>4</b>	<b>75</b>

<b>Hitting Streaks</b>	<b>Longest</b>	<b>Current</b>
9 Wehiwa Aloy	14	-
5 Kendall Diggs	11	-
8 Hudson White	8	8
12 Jared Sprague-Lott	8	1
6 Ben McLaughlin	7	1
3 Nolan Souza	6	-
10 Peyton Stovall	6	-
24 Peyton Holt	5	3
19 Will Edmunson	5	-
13 Jayson Jones	4	1
14 Ross Lovich	4	3
4 Jack Wagner	4	1
27 Ryder Helfrick	4	4
1 Ty Wilmsmeyer	3	-
16 Hudson Polk	2	-
44 Parker Rowland	2	-

<b>Reached Base Streaks</b>	<b>Longest</b>	<b>Current</b>
9 Wehiwa Aloy	31	-
12 Jared Sprague-Lott	23	23
10 Peyton Stovall	20	-
6 Ben McLaughlin	17	17
5 Kendall Diggs	12	2
3 Nolan Souza	11	4
8 Hudson White	8	8
14 Ross Lovich	7	3
27 Ryder Helfrick	7	7
1 Ty Wilmsmeyer	7	-
13 Jayson Jones	7	1
24 Peyton Holt	5	4
19 Will Edmunson	5	-
44 Parker Rowland	5	-
4 Jack Wagner	4	1
16 Hudson Polk	2	-



**Starting Lineup By Position  
(Team W-L record when starter)**

<b>PITCHER:</b>		
33 Hagen Smith	13	(13-0)
25 Brady Tygart	13	(9-4)
21 Mason Molina	12	(7-5)
38 Colin Fisher	7	(7-0)
40 Ben Bybee	6	(5-1)
45 Gage Wood	1	(1-0)
<b>CATCHER:</b>		
8 Hudson White	28	(21-7)
27 Ryder Helfrick	13	(10-3)
44 Parker Rowland	10	(10-0)
16 Hudson Polk	1	(1-0)
<b>FIRST BASE:</b>		
6 Ben McLaughlin	49	(40-9)
4 Jack Wagner	3	(2-1)
<b>SECOND BASE:</b>		
10 Peyton Stovall	37	(29-8)
3 Nolan Souza	8	(7-1)
24 Peyton Holt	7	(6-1)
<b>THIRD BASE:</b>		
12 Jared Sprague-Lot	38	(30-8)
24 Peyton Holt	8	(6-2)
3 Nolan Souza	6	(6-0)
<b>SHORTSTOP:</b>		
9 Wehiwa Aloy	52	(42-10)
<b>LEFT FIELD:</b>		
14 Ross Lovich	18	(14-4)
13 Jayson Jones	16	(15-1)
19 Will Edmunson	11	(8-3)
24 Peyton Holt	7	(5-2)
<b>CENTER FIELD:</b>		
1 Ty Wilmsmeyer	32	(27-5)
24 Peyton Holt	9	(5-4)
19 Will Edmunson	9	(8-1)
14 Ross Lovich	2	(2-0)
<b>RIGHT FIELD:</b>		
5 Kendall Diggs	46	(36-10)
14 Ross Lovich	2	(2-0)
24 Peyton Holt	2	(2-0)
19 Will Edmunson	1	(1-0)
13 Jayson Jones	1	(1-0)
<b>DESIGNATED HITTER:</b>		
3 Nolan Souza	16	(10-6)
4 Jack Wagner	10	(10-0)
8 Hudson White	7	(6-1)
27 Ryder Helfrick	7	(6-1)
16 Hudson Polk	4	(4-0)
10 Peyton Stovall	3	(3-0)
6 Ben McLaughlin	2	(1-1)
44 Parker Rowland	1	(0-1)
5 Kendall Diggs	1	(1-0)
14 Ross Lovich	1	(1-0)

**Starting Lineup By Lineup Spot  
(Team W-L record when starter)**

<b>LEADOFF:</b>		
10 Peyton Stovall	32	(26-6)
19 Will Edmunson	5	(5-0)
5 Kendall Diggs	5	(2-3)
8 Hudson White	4	(3-1)
24 Peyton Holt	3	(3-0)
14 Ross Lovich	3	(3-0)
<b>2ND SPOT:</b>		
9 Wehiwa Aloy	12	(10-2)
5 Kendall Diggs	12	(10-2)
6 Ben McLaughlin	10	(9-1)
12 Jared Sprague-Lot	6	(3-3)
10 Peyton Stovall	6	(5-1)
8 Hudson White	3	(2-1)
24 Peyton Holt	2	(2-0)
3 Nolan Souza	1	(1-0)
<b>3RD SPOT:</b>		
9 Wehiwa Aloy	23	(20-3)
6 Ben McLaughlin	15	(11-4)
12 Jared Sprague-Lot	8	(6-2)
5 Kendall Diggs	5	(5-0)
10 Peyton Stovall	1	(0-1)
<b>CLEANUP:</b>		
6 Ben McLaughlin	17	(13-4)
9 Wehiwa Aloy	12	(8-4)
5 Kendall Diggs	11	(10-1)
12 Jared Sprague-Lot	5	(4-1)
16 Hudson Polk	2	(2-0)
8 Hudson White	2	(2-0)
4 Jack Wagner	1	(1-0)
24 Peyton Holt	1	(1-0)
3 Nolan Souza	1	(1-0)
<b>5TH SPOT:</b>		
6 Ben McLaughlin	9	(8-1)
24 Peyton Holt	7	(6-1)
5 Kendall Diggs	7	(5-2)
12 Jared Sprague-Lot	6	(6-0)
3 Nolan Souza	6	(5-1)
27 Ryder Helfrick	5	(3-2)
14 Ross Lovich	4	(4-0)
4 Jack Wagner	3	(2-1)
9 Wehiwa Aloy	3	(2-1)
8 Hudson White	2	(1-1)
<b>6TH SPOT:</b>		
24 Peyton Holt	10	(6-4)
12 Jared Sprague-Lot	7	(7-0)
14 Ross Lovich	6	(5-1)
13 Jayson Jones	6	(5-1)
4 Jack Wagner	5	(5-0)
8 Hudson White	4	(3-1)
27 Ryder Helfrick	3	(3-0)
5 Kendall Diggs	3	(2-1)
3 Nolan Souza	3	(1-2)
16 Hudson Polk	3	(3-0)
10 Peyton Stovall	1	(1-0)
9 Wehiwa Aloy	1	(1-0)
<b>7TH SPOT:</b>		
3 Nolan Souza	12	(10-2)
14 Ross Lovich	7	(6-1)
8 Hudson White	7	(7-0)
24 Peyton Holt	6	(3-3)
13 Jayson Jones	5	(5-0)
5 Kendall Diggs	3	(2-1)
27 Ryder Helfrick	3	(2-1)
10 Will Edmunson	2	(2-0)

**STARTERS SUMMARY**

Player	GS	Position										Batting Order									
		p	c	1b	2b	3b	ss	lf	cf	rf	of	dh	1st	2nd	3rd	4th	5th	6th	7th	8th	9th
9 Wehiwa Aloy	52	.	.	.	.	.	52	.	.	.	.	.	.	.	.	.	.	.	.	.	.
6 Ben McLaughlin	51	.	.	49	.	.	.	.	.	.	.	.	.	.	2	.	.	.	.	.	.
5 Kendall Diggs	47	.	.	.	.	.	.	.	.	.	.	.	46	.	1	.	.	.	.	.	.
10 Peyton Stovall	40	.	.	.	37	.	.	.	.	.	.	.	.	.	3	.	.	.	.	.	.
12 Jared Sprague-	38	.	.	.	.	38	.	.	.	.	.	.	.	.	.	.	.	.	.	.	.
8 Hudson White	35	.	28	.	.	.	.	.	.	.	.	.	.	.	7	.	.	.	.	.	.
24 Peyton Holt	33	.	.	.	7	8	.	7	9	2	.	.	.	.	.	.	.	.	.	.	.
1 Ty Wilmsmeyer	32	.	.	.	.	.	.	.	.	32	.	.	.	.	.	.	.	.	.	.	32
3 Nolan Souza	30	.	.	.	8	6	.	.	.	.	.	.	.	.	16	.	.	.	.	.	.
14 Ross Lovich	23	.	.	.	.	.	.	18	2	2	.	1	.	.	.	.	.	.	.	.	.
19 Will Edmunson	21	.	.	.	.	.	.	11	9	1	.	.	.	.	.	.	.	.	3	6	7
27 Ryder Helfrick	20	.	13	.	.	.	.	.	.	.	.	.	.	.	7	.	.	.	.	.	.
13 Jayson Jones	17	.	.	.	.	.	.	16	.	1	.	.	.	.	.	.	.	6	5	5	1
25 Brady Tygart	13	13	.	.	.	.	.	.	.	.	.	.	.	.	.	.	.	.	.	.	.
4 Jack Wagner	13	.	.	3	.	.	.	.	.	.	.	.	.	.	10	.	.	.	.	.	.
33 Hagen Smith	13	13	.	.	.	.	.	.	.	.	.	.	.	.	.	.	.	.	.	.	.
21 Mason Molina	12	12	.	.	.	.	.	.	.	.	.	.	.	.	.	.	.	.	.	.	.
44 Parker Rowlan	11	.	10	.	.	.	.	.	.	.	.	.	.	.	1	.	.	.	1	6	4
38 Colin Fisher	7	7	.	.	.	.	.	.	.	.	.	.	.	.	.	.	.	.	.	.	.
40 Ben Bybee	6	6	.	.	.	.	.	.	.	.	.	.	.	.	.	.	.	.	.	.	.
16 Hudson Polk	5	.	1	.	.	.	.	.	.	.	.	.	.	.	.	.	.	.	.	.	.
45 Gage Wood	1	1	.	.	.	.	.	.	.	.	.	.	.	.	.	.	.	.	.	.	.



#9 Wehiwa Aloy - 52 games (All games)

Date	Opponent	Pos	AB	R	H	RBI	2B	3B	HR	BB	SB	CS	HBP	SAC	SF	GDP	K	PO	A	E	Avg
Feb 16	JAMES MADISON	*ss	3	1	0	0	0	0	0	1	0	0	0	0	0	0	2	2	4	0	.000
Feb 17	JAMES MADISON	*ss	5	1	1	2	0	0	0	1	0	0	0	0	0	1	2	0	1	0	.125
Feb 18	JAMES MADISON	*ss	5	1	2	1	1	0	0	0	0	0	0	0	0	0	1	0	2	0	.231
Feb 19	JAMES MADISON	*ss	4	0	2	1	0	0	0	0	0	0	0	0	0	0	0	1	2	0	.294
Feb 23	vs Oregon State	*ss	3	1	0	0	0	0	0	0	0	1	0	0	0	0	2	1	0	0	.250
Feb 24	vs Oklahoma State	*ss	7	0	0	0	0	0	0	0	0	0	0	0	0	0	3	1	2	0	.185
Feb 25	vs Michigan	*ss	3	1	0	0	0	0	0	0	1	0	1	0	0	0	1	4	2	0	.167
Feb 27	GRAMBLING	*ss	3	1	1	0	1	0	0	0	0	0	0	0	0	0	0	0	0	0	.182
Mar 01	MURRAY STATE	*ss	4	1	2	0	0	0	0	0	0	0	0	0	0	0	0	1	1	0	.216
Mar 02	MURRAY STATE	*ss	5	1	0	0	0	0	0	0	0	0	0	0	0	0	0	0	1	1	.190
Mar 03	MURRAY STATE	*ss	3	0	1	0	0	0	0	1	0	0	0	0	0	1	0	1	1	0	.200
Mar 05	UCA	*ss	5	1	1	4	0	0	1	0	0	0	0	0	0	0	0	0	1	0	.200
Mar 09	MCNEESE-1	*ss	4	0	1	1	0	0	0	0	0	0	0	0	0	1	2	1	0	0	.204
Mar 09	MCNEESE-2	*ss	3	1	2	4	0	0	1	0	1	0	1	0	0	0	1	0	2	0	.228
Mar 10	MCNEESE	*ss	4	2	1	1	0	0	0	1	0	0	0	0	0	0	1	0	0	0	.230
Mar 12	ORAL ROBERTS	*ss	3	0	1	1	0	0	0	1	0	0	0	0	0	0	0	1	4	0	.234
Mar 15	MISSOURI	*ss	3	1	0	0	0	0	0	1	0	0	0	0	0	0	0	0	1	0	.224
Mar 16	MISSOURI	*ss	4	1	1	1	0	0	1	0	0	0	0	0	0	0	1	3	2	0	.225
Mar 17	MISSOURI	*ss	3	0	2	3	0	0	0	1	0	0	0	0	1	0	0	0	5	0	.243
Mar 21	at Auburn	*ss	2	1	1	1	0	0	1	1	0	0	1	0	0	0	0	0	0	0	.250
Mar 22	at Auburn	*ss	4	1	1	0	0	0	0	0	0	0	1	0	0	0	1	1	2	0	.250
Mar 23	at Auburn	*ss	5	0	1	0	0	0	0	0	0	0	0	0	0	0	0	2	2	0	.247
Mar 26	LITTLE ROCK	*ss	3	2	3	4	0	0	1	1	1	0	0	0	0	0	0	0	1	0	.273
Mar 28	LSU	*ss	2	1	1	0	0	0	0	3	1	0	0	0	0	0	1	0	2	0	.278
Mar 29	LSU	*ss	5	0	1	0	0	0	0	0	0	0	0	0	0	0	2	1	2	0	.274
Mar 30	LSU	*ss	4	1	1	1	0	0	1	1	1	0	0	0	0	0	1	0	2	0	.273
Apr 02	ARKANSAS STAT	*ss	2	1	1	1	0	0	0	1	0	0	1	0	0	0	0	0	2	0	.277
Apr 04	OLE MISS	*ss	4	2	2	3	0	0	1	0	0	0	0	0	0	1	0	1	2	0	.286
Apr 05	OLE MISS	*ss	3	2	1	3	0	0	1	1	0	0	0	0	1	0	2	1	2	1	.287
Apr 06	OLE MISS	*ss	4	1	2	0	0	0	0	1	1	0	0	0	0	0	2	0	1	1	.295
Apr 09	SAN JOSE STATE	*ss	5	1	2	1	0	0	1	0	0	0	0	0	0	1	0	0	2	0	.299
Apr 10	SAN JOSE STATE	*ss	2	1	0	1	0	0	0	2	0	0	0	0	0	1	0	1	3	0	.294
Apr 12	at Alabama	*ss	4	1	1	0	0	0	0	1	0	0	0	0	0	0	2	2	0	0	.293
Apr 13	at Alabama	*ss	4	0	0	0	0	0	0	1	0	0	0	0	0	0	2	1	4	0	.283
Apr 14	at Alabama	*ss	2	0	0	0	0	0	0	2	0	0	0	0	0	0	0	0	1	3	.279
Apr 16	TEXAS TECH	*ss	5	1	1	1	1	0	0	0	0	0	0	0	0	0	2	2	1	0	.276
Apr 17	TEXAS TECH	*ss	2	1	1	1	0	0	0	1	1	0	1	0	0	1	0	2	3	0	.279
Apr 19	at South Carolina	*ss	4	0	1	0	1	0	0	0	0	0	1	0	0	0	1	0	2	0	.279
Apr 20	at South Carolina-1	*ss	4	0	1	0	0	0	0	0	0	0	1	0	0	0	1	1	1	0	.278
Apr 20	at South Carolina-2	*ss	5	1	1	1	0	0	0	0	0	0	0	0	0	0	0	1	2	1	.275
Apr 23	vs UAPB	*ss	4	1	4	5	1	0	0	0	0	0	0	0	0	0	0	0	2	0	.294
Apr 26	FLORIDA	*ss	4	0	0	0	0	0	0	0	0	0	0	0	0	0	0	1	0	2	.287
Apr 27	FLORIDA-1	*ss	4	1	1	2	0	0	1	0	0	0	0	0	0	0	2	1	3	0	.286
Apr 27	FLORIDA-2	*ss	5	0	1	0	0	0	0	0	0	0	0	0	0	0	1	0	1	1	.283
Apr 30	MISSOURI STATE	*ss	4	2	1	4	0	0	1	1	0	0	0	0	0	0	2	1	1	0	.282
May 01	MISSOURI STATE	*ss	3	1	0	0	0	0	0	1	0	0	0	0	0	0	0	1	1	0	.277
May 03	at Kentucky	*ss	6	0	0	0	0	0	0	0	0	0	0	0	0	0	2	0	1	0	.268
May 04	at Kentucky	*ss	4	0	1	0	0	0	0	0	0	0	0	0	0	0	1	2	2	0	.268
May 05	at Kentucky	*ss	5	0	1	1	0	0	0	0	0	0	0	0	0	0	2	0	3	0	.266
May 10	MISSISSIPPI STA	*ss	4	2	3	1	0	0	0	0	0	0	0	0	0	0	1	0	0	0	.276
May 11	MISSISSIPPI STA	*ss	5	0	3	0	2	0	0	0	0	0	0	0	0	0	0	0	3	1	.284
May 12	MISSISSIPPI STA	*ss	4	0	0	0	0	0	0	0	0	0	0	0	0	0	1	0	2	0	.279
Totals		52gs	201	39	56	50	7	0	11	25	7	0	8	1	3	6	48	38	91	6	.279

On base pct. .376 • Slugging pct. .478

#40 Ben Bybee - 8 appearances (All games)

Date	Opponent	GS	IP	H	R	ER	BB	SO	2B	3B	HR	WP	BK	HBP	IBB	Score	W-L	Sv	ERA	NP
Mar 26	LITTLE ROCK	*	3.0	1	0	0	0	5	0	0	0	0	0	0	0	11-0	1-0	0	0.00	49
Apr 02	ARKANSAS STAT	*	1.0	1	0	0	1	2	0	0	0	0	0	0	0	13-0	1-0	0	0.00	29
Apr 09	SAN JOSE STATE	*	5.0	2	1	1	0	4	0	0	1	0	0	0	0	5-1	2-0	0	1.00	55
Apr 16	TEXAS TECH	*	1.1	6	6	6	0	2	0	0	1	0	0	0	0	9-8	2-0	0	6.10	36
Apr 23	vs UAPB	*	2.0	3	1	1	0	4	1	0	0	0	0	0	0	11-1	2-0	0	5.84	33
Apr 27	FLORIDA-2	*	3.0	3	3	3	2	2	1	0	0	0	0	0	1	5-9	2-1	0	6.46	55
May 01	MISSOURI STATE	*	4.0	3	0	0	0	6	1	0	0	0	0	1	0	8-5	2-1	0	5.12	57
May 11	MISSISSIPPI STA	*	2.1	3	4	2	4	3	0	0	2	0	0	0	0	5-8	2-1	0	5.40	56
Totals		6	21.2	22	15	13	7	28	3	0	4	0	0	1	1	67-32	2-1	0	5.40	-



# ||| INDIVIDUAL GAME-BY-GAME

## #31 Dylan Carter - 7 appearances (All games)

Date	Opponent	GS	IP	H	R	ER	BB	SO	2B	3B	HR	WP	BK	HBP	IBB	Score	W-L	Sv	ERA	NP
Mar 10	MCNEESE		0.2	0	0	0	0	0	0	0	0	0	0	0	0	18-5	0-0	0	0.00	7
Mar 12	ORAL ROBERTS		0.2	2	1	1	0	0	1	0	0	0	0	0	0	4-2	0-0	0	6.75	15
Mar 26	LITTLE ROCK		2.0	0	0	0	0	0	0	0	0	0	0	0	0	11-0	0-0	0	2.70	20
Apr 02	ARKANSAS STAT		1.0	0	0	0	1	2	0	0	0	0	0	0	0	13-0	0-0	0	2.08	20
Apr 27	FLORIDA-2		2.0	1	2	2	2	1	0	0	1	0	0	0	0	5-9	0-0	0	4.26	32
May 01	MISSOURI STATE		2.1	3	2	2	0	1	1	0	1	0	0	1	0	8-5	1-0	0	5.19	35
May 03	at Kentucky		1.0	1	2	2	2	1	0	0	0	1	0	0	0	10-3	1-0	0	6.52	27
Totals		0	9.2	7	7	7	5	5	2	0	2	1	0	1	0	69-24	1-0	0	6.52	-

## #36 Parker Coil - 4 games (All games)

Date	Opponent	Pos	AB	R	H	RBI	2B	3B	HR	BB	SB	CS	HBP	SAC	SF	GDP	K	PO	A	E	Avg
Feb 17	JAMES MADISON	p	0	0	0	0	0	0	0	0	0	0	0	0	0	0	0	0	1	0	.000
Feb 27	GRAMBLING	p	0	0	0	0	0	0	0	0	0	0	0	0	0	0	0	0	1	0	.000
Apr 20	at South Carolina-1	p	0	0	0	0	0	0	0	0	0	0	0	0	0	0	0	0	1	0	.000
May 11	MISSISSIPPI STA	p	0	0	0	0	0	0	0	0	0	0	0	0	0	0	0	2	0	0	.000
Totals		ogs	0	0	0	0	0	0	0	0	0	0	0	0	0	0	0	2	3	0	.000

On base pct. .000 • Slugging pct. .000

## #36 Parker Coil - 13 appearances (All games)

Date	Opponent	GS	IP	H	R	ER	BB	SO	2B	3B	HR	WP	BK	HBP	IBB	Score	W-L	Sv	ERA	NP
Feb 17	JAMES MADISON		0.2	4	4	4	1	1	0	0	0	0	0	0	0	15-5	0-0	0	54.00	24
Feb 27	GRAMBLING		2.0	1	0	0	0	1	0	0	0	0	0	0	0	21-1	0-0	0	13.50	23
Mar 09	MCNEESE-2		1.1	4	1	1	0	3	0	0	0	0	0	0	0	11-1	0-0	0	11.25	35
Apr 02	ARKANSAS STAT		0.1	0	0	0	0	1	0	0	0	0	0	0	0	13-0	0-0	0	10.38	4
Apr 06	OLE MISS		0.2	2	1	1	0	2	1	0	0	0	0	0	0	7-4	0-0	0	10.80	12
Apr 10	SAN JOSE STATE		2.0	3	2	2	0	2	0	0	1	0	0	0	0	8-2	0-0	0	10.29	28
Apr 16	TEXAS TECH		1.0	0	0	0	0	2	0	0	0	0	0	0	0	9-8	0-0	0	9.00	12
Apr 20	at South Carolina-1		2.0	4	3	3	0	2	0	0	0	0	0	0	0	3-6	0-0	0	9.90	36
Apr 23	vs UAPB		1.0	0	0	0	0	2	0	0	0	0	0	0	0	11-1	0-0	0	9.00	9
Apr 27	FLORIDA-1		0.0	1	0	0	0	0	0	0	0	0	0	0	0	6-5	0-0	0	9.00	4
Apr 27	FLORIDA-2		1.0	1	0	0	1	1	0	0	0	0	0	0	0	5-9	0-0	0	8.25	17
Apr 30	MISSOURI STATE		1.0	1	3	2	2	1	0	0	1	0	0	1	0	12-7	0-0	0	9.00	33
May 11	MISSISSIPPI STA		3.1	3	0	0	0	3	2	0	0	0	0	0	0	5-8	0-0	0	7.16	42
Totals		0	16.1	24	14	13	4	21	3	0	2	0	0	1	0	126-57	0-0	0	7.16	-

## #32 Hunter Dietz - 2 appearances (All games)

Date	Opponent	GS	IP	H	R	ER	BB	SO	2B	3B	HR	WP	BK	HBP	IBB	Score	W-L	Sv	ERA	NP
Mar 30	LSU		0.2	1	0	0	1	1	0	0	0	0	0	1	0	7-5	0-0	0	0.00	20
Apr 09	SAN JOSE STATE		0.1	0	0	0	1	1	0	0	0	0	0	0	0	5-1	0-0	0	0.00	8
Totals		0	1.0	1	0	0	2	2	0	0	0	0	0	1	0	12-6	0-0	0	0.00	-



#5 Kendall Diggs - 48 games (All games)

Date	Opponent	Pos	AB	R	H	RBI	2B	3B	HR	BB	SB	CS	HBP	SAC	SF	GDP	K	PO	A	E	Avg	
Feb 16	JAMES MADISON	*of	4	1	2	0	1	0	0	0	0	0	0	0	0	0	0	0	0	0	.500	
Feb 17	JAMES MADISON	*of	3	0	1	2	0	0	0	3	0	0	0	0	0	0	1	2	0	0	.429	
Feb 18	JAMES MADISON	*of	5	1	2	0	2	0	0	0	0	0	0	0	0	0	0	1	1	0	.417	
Feb 19	JAMES MADISON	*of	3	1	1	0	0	0	0	1	0	0	0	0	0	0	0	3	0	0	.400	
Feb 23	vs Oregon State	*of	2	1	1	0	0	0	0	2	0	0	0	0	0	0	1	0	0	0	.412	
Feb 24	vs Oklahoma State	*of	6	0	2	1	0	0	0	1	0	0	0	0	0	0	1	4	0	0	.391	
Feb 25	vs Michigan	*dh	4	1	1	1	1	0	0	1	0	0	0	0	0	0	0	0	0	0	.370	
Feb 27	GRAMBLING	*of	3	1	2	2	1	0	0	0	0	0	0	0	0	0	0	0	0	0	.400	
Mar 01	MURRAY STATE	*of	4	1	1	0	0	0	0	1	0	0	0	0	0	0	0	0	0	0	.382	
Mar 02	MURRAY STATE	*of	3	1	1	1	0	0	1	2	0	0	0	0	0	0	2	2	0	0	.378	
Mar 03	MURRAY STATE	*of	3	0	1	1	0	0	0	0	0	0	0	0	1	0	0	1	0	1	.375	
Mar 05	UCA	*of	2	1	0	0	0	0	0	2	0	0	0	0	0	0	1	2	0	0	.357	
Mar 09	MCNEESE-1	*of	4	0	0	0	0	0	0	0	0	0	0	0	0	0	2	1	1	0	.326	
Mar 09	MCNEESE-2	*of	5	2	2	1	1	0	1	0	1	0	0	0	0	0	2	1	0	0	.333	
Mar 10	MCNEESE	*of	3	2	2	2	0	0	0	2	0	0	0	0	0	0	0	1	0	0	.352	
Mar 12	ORAL ROBERTS	*of	4	1	1	1	0	0	1	0	0	0	0	0	0	0	1	2	0	0	.345	
Mar 15	MISSOURI	*of	4	2	2	2	0	0	1	0	0	0	0	0	0	0	0	0	0	0	.355	
Mar 16	MISSOURI	*of	4	1	1	1	0	0	1	0	0	0	0	0	0	0	2	1	0	0	.348	
Mar 17	MISSOURI	*of	4	1	1	1	1	0	0	1	0	0	0	0	0	0	1	3	0	0	.343	
Mar 21	at Auburn	*of	4	0	0	0	0	0	0	0	0	0	0	0	0	0	3	0	0	0	.324	
Mar 22	at Auburn	*of	5	1	0	0	0	0	0	0	0	0	0	0	0	0	1	2	1	0	.304	
Mar 23	at Auburn	*of	5	0	2	2	1	1	0	0	0	0	0	0	0	0	0	2	0	0	.310	
Mar 26	LITTLE ROCK	*of	2	0	0	0	0	0	0	2	0	0	0	0	0	0	1	0	0	0	.302	
Mar 28	LSU	*of	5	1	1	3	0	0	1	0	0	0	0	0	0	0	2	1	0	0	.297	
Mar 29	LSU	*of	4	0	1	0	0	0	0	1	0	0	0	0	0	0	0	0	0	0	.295	
Mar 30	LSU	*of	2	0	0	0	0	0	0	2	0	1	0	0	0	0	0	2	0	0	.289	
Apr 02	ARKANSAS STAT	*of	3	1	0	0	0	0	0	1	0	0	0	0	0	0	1	2	0	0	.280	
Apr 04	OLE MISS	*of	3	0	0	0	0	0	0	1	0	0	0	0	0	0	1	0	0	0	.272	
Apr 05	OLE MISS	*of	4	1	1	1	0	0	0	1	0	1	0	0	0	0	2	1	0	0	.271	
Apr 06	OLE MISS	*of	5	1	3	0	0	0	0	0	0	0	0	0	0	0	1	0	0	0	.286	
Apr 10	SAN JOSE STATE	*of	4	1	1	0	0	0	0	1	0	0	0	0	0	0	0	0	0	0	.284	
Apr 12	at Alabama	*of	5	1	1	0	0	0	0	0	0	0	0	0	0	0	1	2	0	0	.281	
Apr 13	at Alabama	*of	4	0	0	0	0	0	0	0	1	0	0	0	0	0	1	2	0	0	.272	
Apr 14	at Alabama	*of	4	0	0	0	0	0	0	0	0	0	0	0	0	0	1	3	0	0	.264	
Apr 19	at South Carolina	*of	3	0	0	0	0	0	0	1	0	0	1	0	0	0	2	2	0	0	.258	
Apr 20	at South Carolina-1	*of	4	0	1	1	0	0	0	1	0	0	0	0	0	0	1	2	0	0	.257	
Apr 20	at South Carolina-2	*of	5	2	2	2	2	0	0	0	0	0	0	0	0	0	1	3	0	0	.262	
Apr 23	vs UAPB	*of	4	1	1	1	0	0	0	0	0	0	0	0	0	0	1	2	0	0	.262	
Apr 26	FLORIDA	*of	3	0	0	0	0	0	0	0	0	0	0	0	0	0	1	0	0	0	.257	
Apr 27	FLORIDA-1	*of	3	0	0	0	0	0	0	1	1	0	0	0	0	0	2	3	0	0	.252	
Apr 27	FLORIDA-2	*of	4	0	0	0	0	0	0	0	0	1	0	0	0	0	2	3	0	0	.245	
May 01	MISSOURI STATE	*of	3	0	0	1	0	0	0	0	0	0	0	0	1	0	2	0	0	0	.241	
May 03	at Kentucky	*of	5	2	2	4	1	0	0	0	0	0	0	0	0	0	2	2	0	0	.245	
May 04	at Kentucky	*of	3	0	1	0	0	0	0	1	0	0	0	0	0	0	1	0	0	0	.247	
May 05	at Kentucky	*of	4	0	1	1	0	0	0	0	0	0	1	0	0	0	2	3	0	0	.247	
May 10	MISSISSIPPI STA	ph	1	0	0	0	0	0	0	0	0	0	0	0	0	0	0	0	0	0	.246	
May 11	MISSISSIPPI STA	*of	4	0	1	1	0	0	0	0	0	0	0	0	1	0	1	2	0	0	.246	
May 12	MISSISSIPPI STA	*of	3	1	0	0	0	0	0	1	0	0	0	0	0	0	3	1	0	0	.242	
Totals			47gs	178	31	43	33	11	1	6	29	4	2	3	0	3	0	50	64	3	1	.242

On base pct. .352 • Slugging pct. .416

#48 Cooper Dossett - 1 game (All games)

Date	Opponent	Pos	AB	R	H	RBI	2B	3B	HR	BB	SB	CS	HBP	SAC	SF	GDP	K	PO	A	E	Avg
Mar 05	UCA	p	0	0	0	0	0	0	0	0	0	0	0	0	0	0	0	1	0	0	.000
Totals			0gs	0	0	0	0	0	0	0	0	0	0	0	0	0	0	1	0	0	.000

On base pct. .000 • Slugging pct. .000



# INDIVIDUAL GAME-BY-GAME

## #48 Cooper Dossett - 13 appearances (All games)

Date	Opponent	GS	IP	H	R	ER	BB	SO	2B	3B	HR	WP	BK	HBP	IBB	Score	W-L	Sv	ERA	NP
Feb 27	GRAMBLING		1.0	0	0	0	0	3	0	0	0	0	0	0	0	21-1	0-0	0	0.00	17
Mar 02	MURRAY STATE		1.0	0	0	0	0	2	0	0	0	0	0	0	0	11-1	0-0	0	0.00	10
Mar 05	UCA		1.1	0	2	2	1	1	0	0	0	0	0	1	0	9-7	0-0	0	5.40	29
Mar 15	MISSOURI		1.0	0	0	0	0	2	0	0	0	0	0	0	0	8-0	0-0	0	4.15	7
Mar 22	at Auburn		1.1	0	0	0	1	1	0	0	0	0	0	0	0	6-5	1-0	0	3.18	16
Mar 23	at Auburn		0.0	2	2	2	0	0	0	0	1	0	0	0	0	6-8	1-0	0	6.35	8
Apr 02	ARKANSAS STAT		0.2	0	0	0	0	2	0	0	0	0	0	0	0	13-0	1-0	0	5.68	10
Apr 10	SAN JOSE STATE		1.0	0	0	0	0	1	0	0	0	0	0	0	0	8-2	1-0	0	4.91	12
Apr 17	TEXAS TECH		2.2	0	0	0	1	2	0	0	0	0	0	0	0	5-4	2-0	0	3.60	39
Apr 23	vs UAPB		3.0	2	0	0	0	4	0	0	0	0	0	0	0	11-1	3-0	0	2.77	29
Apr 27	FLORIDA-1		0.2	0	0	0	1	1	0	0	0	0	0	0	0	6-5	3-0	0	2.63	18
Apr 30	MISSOURI STATE		0.1	2	4	4	2	1	0	0	0	0	0	1	0	12-7	3-0	0	5.14	25
May 11	MISSISSIPPI STA		0.1	0	0	0	0	0	0	0	0	0	0	1	0	5-8	3-0	0	5.02	7
Totals		0	14.1	6	8	8	6	20	0	0	1	0	0	3	0	121-49	3-0	0	5.02	-

## #19 Will Edmunson - 34 games (All games)

Date	Opponent	Pos	AB	R	H	RBI	2B	3B	HR	BB	SB	CS	HBP	SAC	SF	GDP	K	PO	A	E	Avg	
Feb 16	JAMES MADISON	of	1	0	0	0	0	0	0	0	1	0	0	0	0	0	0	0	0	0	.000	
Feb 17	JAMES MADISON	*of	4	3	1	0	0	0	0	0	0	0	1	0	0	0	0	1	0	0	.200	
Feb 24	vs Oklahoma State	pr	0	0	0	0	0	0	0	0	1	0	0	0	0	0	0	0	0	0	.200	
Feb 25	vs Michigan	*of	3	1	0	1	0	0	0	1	0	0	1	0	0	1	1	0	0	0	.125	
Feb 27	GRAMBLING	*of	4	3	2	1	1	0	0	2	0	0	0	0	0	1	0	0	0	0	.250	
Mar 01	MURRAY STATE	pr	0	0	0	0	0	0	0	0	1	0	0	0	0	0	0	0	0	0	.250	
Mar 02	MURRAY STATE	*of	4	0	2	1	0	0	0	1	0	1	0	0	0	0	1	1	0	0	.312	
Mar 03	MURRAY STATE	*of	4	1	1	0	0	0	0	0	1	0	0	0	0	0	0	2	0	0	.300	
Mar 05	UCA	pr	0	1	0	0	0	0	0	0	0	0	0	0	0	0	0	0	0	0	.300	
Mar 09	MCNEESE-1	ph/of	1	0	0	0	0	0	0	0	0	0	0	0	0	0	0	1	0	0	.286	
Mar 09	MCNEESE-2	*of	5	1	1	0	0	0	0	0	0	0	0	0	0	0	2	1	0	0	.269	
Mar 12	ORAL ROBERTS	pr	0	0	0	0	0	0	0	0	0	0	0	0	0	0	0	0	0	0	.269	
Mar 21	at Auburn	of	0	0	0	0	0	0	0	0	0	0	0	0	0	0	0	0	0	0	.269	
Mar 22	at Auburn	*of	3	1	1	2	0	0	0	0	0	0	1	0	0	0	0	1	0	0	.276	
Mar 23	at Auburn	*of	4	1	1	1	1	0	0	1	0	0	0	0	0	0	1	0	0	0	.273	
Mar 26	LITTLE ROCK	*of	4	1	1	2	0	0	1	0	0	0	0	0	0	0	0	4	0	0	.270	
Mar 28	LSU	*of	3	0	0	0	0	0	0	0	0	0	0	0	0	0	0	0	0	0	.250	
Mar 29	LSU	ph/of	3	1	0	0	0	0	0	0	0	0	0	0	0	0	1	1	0	0	.233	
Mar 30	LSU	*of	3	2	3	0	1	0	0	1	1	0	0	0	0	0	0	3	0	0	.283	
Apr 02	ARKANSAS STAT	*of	3	2	2	0	1	0	0	1	0	0	0	0	0	0	0	1	0	0	.306	
Apr 05	OLE MISS	*of	4	0	1	1	0	0	0	0	0	0	0	0	0	0	0	2	0	0	.302	
Apr 09	SAN JOSE STATE	*of/of	3	1	1	0	0	0	0	1	0	0	0	0	0	0	0	0	0	0	.304	
Apr 10	SAN JOSE STATE	*of	4	1	2	0	0	0	0	0	0	0	0	0	0	0	0	4	0	0	.317	
Apr 12	at Alabama	*of	4	0	0	0	0	0	0	0	0	0	0	0	0	0	1	4	0	0	.297	
Apr 14	at Alabama	ph/of	1	0	0	0	0	0	0	0	0	0	0	0	0	0	0	1	0	0	.292	
Apr 16	TEXAS TECH	*of	2	1	0	0	0	0	0	1	0	0	1	0	0	0	0	2	0	0	.284	
Apr 17	TEXAS TECH	pr/of	0	0	0	0	0	0	0	0	0	0	0	0	0	0	0	0	0	0	.284	
Apr 20	at South Carolina-1	*of	2	1	0	1	0	0	0	1	0	0	0	0	1	0	1	3	0	0	.275	
Apr 20	at South Carolina-2	pr/ph	1	1	0	0	0	0	0	0	0	0	0	0	0	0	0	0	0	0	.271	
Apr 23	vs UAPB	of	1	0	0	0	0	0	0	0	0	0	0	0	0	0	0	0	0	0	.268	
Apr 27	FLORIDA-2	*of	4	1	0	0	0	0	0	1	0	0	0	0	0	0	0	3	1	0	.253	
Apr 30	MISSOURI STATE	*of/of	2	1	0	0	0	0	0	0	1	0	2	0	0	0	1	0	0	0	.247	
May 03	at Kentucky	pr	0	0	0	0	0	0	0	0	0	0	0	0	0	0	0	0	0	0	.247	
May 05	at Kentucky	*of	4	0	0	0	0	0	0	0	0	0	0	0	0	0	3	1	0	0	.235	
Totals			21gs	81	25	19	10	4	0	1	11	6	1	6	0	1	2	12	36	1	0	.235

On base pct. .364 • Slugging pct. .321

## #37 Jake Faherty - 2 games (All games)

Date	Opponent	Pos	AB	R	H	RBI	2B	3B	HR	BB	SB	CS	HBP	SAC	SF	GDP	K	PO	A	E	Avg
Apr 13	at Alabama	p	0	0	0	0	0	0	0	0	0	0	0	0	0	0	0	0	0	1	.000
Apr 27	FLORIDA-2	p	0	0	0	0	0	0	0	0	0	0	0	0	0	0	0	1	0	0	.000
Totals			0gs	0	0	0	0	0	0	0	0	0	0	0	0	0	0	1	0	1	.000

On base pct. .000 • Slugging pct. .000



#37 Jake Faherty - 12 appearances (All games)

Date	Opponent	GS	IP	H	R	ER	BB	SO	2B	3B	HR	WP	BK	HBP	IBB	Score	W-L	Sv	ERA	NP
Feb 18	JAMES MADISON		1.0	1	1	0	0	1	0	0	0	0	0	0	0	3-7	0-0	0	0.00	20
Feb 23	vs Oregon State		0.2	0	0	0	0	2	0	0	0	1	0	0	0	5-4	0-0	1	0.00	10
Feb 24	vs Oklahoma State		0.1	1	1	1	2	1	1	0	0	0	0	1	0	1-2	0-0	1	4.50	20
Mar 09	MCNEESE-1		0.1	1	0	0	2	1	0	0	0	0	0	0	0	3-1	0-0	1	3.86	21
Apr 02	ARKANSAS STAT		1.0	0	0	0	1	3	0	0	0	0	0	0	0	13-0	0-0	1	2.70	15
Apr 06	OLE MISS		0.2	0	0	0	0	1	0	0	0	0	0	0	0	7-4	0-0	1	2.25	5
Apr 10	SAN JOSE STATE		1.0	0	0	0	0	2	0	0	0	0	0	0	0	8-2	0-0	1	1.80	12
Apr 13	at Alabama		0.0	0	0	0	0	0	0	0	0	0	0	0	0	3-4	0-0	1	1.80	3
Apr 17	TEXAS TECH		0.1	0	0	0	1	0	0	0	0	0	0	0	0	5-4	0-0	1	1.69	6
Apr 27	FLORIDA-2		2.0	1	0	0	1	2	0	0	0	0	0	0	0	5-9	0-0	1	1.23	32
Apr 30	MISSOURI STATE		1.0	0	0	0	0	2	0	0	0	0	0	0	0	12-7	0-0	1	1.08	15
May 11	MISSISSIPPI STA		1.0	0	0	0	0	2	0	0	0	0	0	0	0	5-8	0-0	1	0.96	15
Totals		0	9.1	4	2	1	7	17	1	0	0	1	0	1	0	70-52	0-0	1	0.96	-

#38 Colin Fisher - 7 games (All games)

Date	Opponent	Pos	AB	R	H	RBI	2B	3B	HR	BB	SB	CS	HBP	SAC	SF	GDP	K	PO	A	E	Avg
Feb 19	JAMES MADISON	*p	0	0	0	0	0	0	0	0	0	0	0	0	0	0	0	0	1	1	.000
Feb 24	vs Oklahoma State	p	0	0	0	0	0	0	0	0	0	0	0	0	0	0	0	0	1	0	.000
Mar 05	UCA	*p	0	0	0	0	0	0	0	0	0	0	0	0	0	0	0	0	1	0	.000
Mar 12	ORAL ROBERTS	*p	0	0	0	0	0	0	0	0	0	0	0	0	0	0	0	0	2	0	.000
Mar 17	MISSOURI	p	0	0	0	0	0	0	0	0	0	0	0	0	0	0	0	1	0	0	.000
Apr 10	SAN JOSE STATE	*p	0	0	0	0	0	0	0	0	0	0	0	0	0	0	0	1	0	0	.000
Apr 17	TEXAS TECH	*p	0	0	0	0	0	0	0	0	0	0	0	0	0	0	0	0	1	0	.000
Totals		5gs	0	0	0	0	0	0	0	0	0	0	0	0	0	0	0	2	6	1	.000

On base pct. .000 • Slugging pct. .000

#38 Colin Fisher - 10 appearances (All games)

Date	Opponent	GS	IP	H	R	ER	BB	SO	2B	3B	HR	WP	BK	HBP	IBB	Score	W-L	Sv	ERA	NP
Feb 19	JAMES MADISON	*	5.0	3	0	0	0	4	0	0	0	0	0	1	0	4-0	1-0	0	0.00	63
Feb 24	vs Oklahoma State		2.1	2	1	0	1	6	0	0	0	0	0	0	1	1-2	1-1	0	0.00	39
Feb 27	GRAMBLING	*	1.0	0	0	0	1	1	0	0	0	0	0	0	0	21-1	2-1	0	0.00	12
Mar 05	UCA	*	3.0	4	2	2	0	4	0	0	0	0	0	2	0	9-7	3-1	0	1.59	47
Mar 12	ORAL ROBERTS	*	3.0	3	0	0	1	4	0	0	0	0	0	0	0	4-2	4-1	0	1.26	51
Mar 17	MISSOURI		1.0	2	1	1	0	0	0	0	1	0	0	0	0	9-1	4-1	0	1.76	11
Mar 23	at Auburn		2.2	4	2	2	0	1	0	0	2	0	0	0	0	6-8	4-1	0	2.50	39
Apr 02	ARKANSAS STAT	*	2.0	0	0	0	1	1	0	0	0	0	0	0	0	13-0	5-1	0	2.25	24
Apr 10	SAN JOSE STATE	*	3.0	0	0	0	3	3	0	0	0	0	1	0	0	8-2	6-1	0	1.96	65
Apr 17	TEXAS TECH	*	4.0	6	3	3	1	3	2	0	0	0	0	0	0	5-4	6-1	0	2.67	61
Totals		7	27.0	24	9	8	8	27	2	0	3	0	1	3	1	80-27	6-1	0	2.67	-

#46 Christian Foutch - 16 appearances (All games)

Date	Opponent	GS	IP	H	R	ER	BB	SO	2B	3B	HR	WP	BK	HBP	IBB	Score	W-L	Sv	ERA	NP
Feb 18	JAMES MADISON		1.1	3	1	1	0	2	0	0	1	1	0	0	0	3-7	0-0	0	6.75	25
Feb 27	GRAMBLING		1.0	0	0	0	1	1	0	0	0	0	0	0	0	21-1	0-0	0	3.86	13
Mar 15	MISSOURI		2.0	2	0	0	0	0	1	0	0	1	0	0	0	8-0	0-0	0	2.08	27
Mar 26	LITTLE ROCK		1.0	1	0	0	0	0	0	0	0	0	0	0	0	11-0	0-0	0	1.69	10
Mar 29	LSU		2.0	0	0	0	0	1	0	0	0	0	0	0	0	4-3	0-0	0	1.23	12
Apr 05	OLE MISS		1.1	1	0	0	0	0	0	0	0	0	0	0	0	8-3	0-0	0	1.04	19
Apr 09	SAN JOSE STATE		1.0	0	0	0	0	2	0	0	0	0	0	0	0	5-1	0-0	0	0.93	14
Apr 13	at Alabama		1.2	1	1	1	2	1	0	0	0	0	0	1	0	3-4	0-0	0	1.59	24
Apr 16	TEXAS TECH		1.1	2	0	0	1	2	1	0	0	0	0	1	0	9-8	0-0	0	1.42	36
Apr 19	at South Carolina		0.0	1	0	0	0	0	0	0	0	0	0	1	0	2-1	0-0	0	1.42	5
Apr 23	vs UAPB		1.0	2	0	0	0	1	0	0	0	0	0	0	0	11-1	0-0	0	1.32	17
Apr 27	FLORIDA-1		0.1	0	0	0	0	1	0	0	0	0	0	0	0	6-5	0-0	1	1.29	6
Apr 30	MISSOURI STATE		0.2	1	0	0	0	2	0	0	0	0	0	1	0	12-7	0-0	1	1.23	9
May 05	at Kentucky		1.1	1	0	0	0	1	0	0	0	0	0	0	0	4-7	0-0	1	1.12	18
May 10	MISSISSIPPI STA		1.1	1	0	0	1	1	0	0	0	0	0	0	0	7-5	0-0	1	1.04	22
May 12	MISSISSIPPI STA		1.0	2	0	0	0	0	1	0	0	0	0	0	0	9-6	0-0	1	0.98	16
Totals		0	18.1	18	2	2	5	15	3	0	1	2	0	4	0	123-59	0-0	1	0.98	-



# INDIVIDUAL GAME-BY-GAME

## #28 Koty Frank - 4 games (All games)

Date	Opponent	Pos	AB	R	H	RBI	2B	3B	HR	BB	SB	CS	HBP	SAC	SF	GDP	K	PO	A	E	Avg
Mar 09	MCNEESE-2	p	0	0	0	0	0	0	0	0	0	0	0	0	0	0	0	0	2	0	.000
Mar 30	LSU	p	0	0	0	0	0	0	0	0	0	0	0	0	0	0	0	1	0	0	.000
Apr 14	at Alabama	p	0	0	0	0	0	0	0	0	0	0	0	0	0	0	0	0	1	0	.000
Apr 20	at South Carolina-1	p	0	0	0	0	0	0	0	0	0	0	0	0	0	0	0	1	0	0	.000
Totals		ogs	0	0	0	0	0	0	0	0	0	0	0	0	0	0	0	2	3	0	.000

On base pct. .000 • Slugging pct. .000

## #28 Koty Frank - 19 appearances (All games)

Date	Opponent	GS	IP	H	R	ER	BB	SO	2B	3B	HR	WP	BK	HBP	IBB	Score	W-L	Sv	ERA	NP
Feb 17	JAMES MADISON		2.1	0	0	0	0	1	0	0	0	0	0	0	0	15-5	0-0	1	0.00	33
Feb 19	JAMES MADISON		1.0	0	0	0	0	1	0	0	0	0	0	0	0	4-0	0-0	1	0.00	16
Feb 24	vs Oklahoma State		1.2	0	0	0	1	5	0	0	0	0	0	0	0	1-2	0-0	1	0.00	29
Feb 25	vs Michigan		1.0	3	2	1	0	1	0	0	0	0	0	0	0	4-3	0-0	2	1.50	32
Mar 01	MURRAY STATE		1.1	1	0	0	0	3	1	0	0	0	0	0	2	5-1	0-0	2	1.23	21
Mar 05	UCA		0.2	3	2	2	0	0	1	0	0	0	0	0	0	9-7	0-0	2	3.38	10
Mar 09	MCNEESE-2		2.2	0	0	0	0	1	0	0	0	0	0	0	0	11-1	0-0	3	2.53	28
Mar 12	ORAL ROBERTS		1.1	2	1	1	1	1	0	0	0	0	0	0	0	4-2	0-0	3	3.00	23
Mar 17	MISSOURI		0.2	0	0	0	0	2	0	0	0	0	0	0	0	9-1	0-0	3	2.84	8
Mar 22	at Auburn		2.0	5	2	1	0	2	2	0	0	0	0	0	0	6-5	0-0	3	3.07	32
Mar 30	LSU		3.0	2	1	1	0	2	0	0	1	0	0	0	0	7-5	1-0	3	3.06	29
Apr 05	OLE MISS		1.1	2	0	0	1	1	0	0	0	0	0	1	0	8-3	2-0	3	2.84	32
Apr 10	SAN JOSE STATE		2.0	1	0	0	0	2	1	0	0	0	0	0	0	8-2	2-0	3	2.57	29
Apr 14	at Alabama		1.1	2	2	2	0	0	1	0	1	0	0	1	0	0-5	2-0	3	3.22	19
Apr 17	TEXAS TECH		1.0	0	0	0	1	0	0	0	0	0	0	0	0	5-4	2-0	3	3.09	15
Apr 20	at South Carolina-1		2.2	3	1	1	1	3	0	0	0	1	0	1	1	3-6	2-0	3	3.12	45
Apr 27	FLORIDA-2		1.0	2	4	4	2	1	0	0	1	0	0	0	0	5-9	2-0	3	4.33	29
May 01	MISSOURI STATE		2.2	2	3	3	1	3	1	0	1	1	0	0	0	8-5	2-0	4	4.85	41
May 04	at Kentucky		0.2	2	3	3	1	1	1	0	0	0	0	1	0	3-11	2-0	4	5.64	27
Totals		0	30.1	30	21	19	9	30	8	0	4	2	0	6	1	115-77	2-0	4	5.64	-

## #20 Gabe Gaeckle - 3 games (All games)

Date	Opponent	Pos	AB	R	H	RBI	2B	3B	HR	BB	SB	CS	HBP	SAC	SF	GDP	K	PO	A	E	Avg
Feb 18	JAMES MADISON	p	0	0	0	0	0	0	0	0	0	0	0	0	0	0	0	0	1	0	.000
Mar 29	LSU	p	0	0	0	0	0	0	0	0	0	0	0	0	0	0	0	0	1	0	.000
May 10	MISSISSIPPI STA	p	0	0	0	0	0	0	0	0	0	0	0	0	0	0	0	1	0	0	.000
Totals		ogs	0	0	0	0	0	0	0	0	0	0	0	0	0	0	0	1	2	0	.000

On base pct. .000 • Slugging pct. .000

## #20 Gabe Gaeckle - 19 appearances (All games)

Date	Opponent	GS	IP	H	R	ER	BB	SO	2B	3B	HR	WP	BK	HBP	IBB	Score	W-L	Sv	ERA	NP
Feb 18	JAMES MADISON		2.0	3	3	3	1	2	0	0	0	1	0	0	0	3-7	0-1	0	13.50	29
Feb 24	vs Oklahoma State		2.2	0	0	0	1	6	0	0	0	0	0	0	0	1-2	0-1	0	5.79	39
Mar 01	MURRAY STATE		1.2	0	0	0	1	5	0	0	0	0	0	0	0	5-1	0-1	1	4.26	37
Mar 05	UCA		2.0	2	1	1	2	1	0	0	0	0	0	0	0	9-7	0-1	2	4.32	35
Mar 09	MCNEESE-1		2.2	1	0	0	0	3	0	0	0	0	0	0	0	3-1	0-1	3	3.27	35
Mar 12	ORAL ROBERTS		1.1	0	0	0	0	2	0	0	0	0	0	0	0	4-2	0-1	4	2.92	18
Mar 17	MISSOURI		1.0	0	0	0	0	0	0	0	0	0	0	0	0	9-1	0-1	4	2.70	8
Mar 21	at Auburn		1.0	0	0	0	0	2	0	0	0	0	0	0	0	1-0	0-1	5	2.51	14
Mar 23	at Auburn		0.0	1	3	3	2	0	1	0	0	0	0	0	0	6-8	0-2	5	4.40	14
Mar 29	LSU		2.2	2	0	0	0	3	0	0	0	0	0	0	0	4-3	0-2	5	3.71	48
Apr 06	OLE MISS		2.2	2	1	1	1	4	1	0	0	0	0	0	0	7-4	1-2	5	3.66	35
Apr 12	at Alabama		1.2	0	0	0	0	1	0	0	0	0	0	0	0	5-3	1-2	6	3.38	27
Apr 16	TEXAS TECH		1.2	1	0	0	0	1	0	0	0	0	0	0	0	9-8	2-2	6	3.13	24
Apr 19	at South Carolina		2.2	1	0	0	1	5	1	0	0	0	0	0	1	2-1	2-2	6	2.81	42
Apr 26	FLORIDA		2.0	1	0	0	2	3	0	0	0	0	0	0	1	2-1	3-2	6	2.60	36
Apr 30	MISSOURI STATE		1.0	0	0	0	0	2	0	0	0	0	0	0	0	12-7	3-2	6	2.51	14
May 05	at Kentucky		3.0	2	1	0	0	0	0	0	0	0	0	0	0	4-7	3-2	6	2.27	39
May 10	MISSISSIPPI STA		1.1	0	2	0	3	2	0	0	0	0	0	1	0	7-5	3-2	6	2.18	41
May 12	MISSISSIPPI STA		2.0	2	0	0	1	3	0	0	0	0	0	0	0	9-6	3-2	7	2.06	34
Totals		0	35.0	18	11	8	15	45	3	0	0	1	0	1	2	102-74	3-2	7	2.06	-





#27 Ryder Helfrick - 24 games (All games)

Date	Opponent	Pos	AB	R	H	RBI	2B	3B	HR	BB	SB	CS	HBP	SAC	SF	GDP	K	PO	A	E	Avg
Feb 17	JAMES MADISON	*c	3	3	1	1	0	0	1	1	0	0	1	0	0	1	0	6	1	0	.333
Feb 23	vs Oregon State	*dh	3	1	0	0	0	0	0	0	0	0	0	1	0	0	0	0	0	0	.167
Feb 24	vs Oklahoma State	*c	6	0	0	0	0	0	0	0	0	0	0	0	0	0	3	24	1	0	.083
Feb 27	GRAMBLING	ph/d	1	1	1	0	0	0	0	1	0	0	0	0	0	0	0	0	0	0	.154
Mar 02	MURRAY STATE	*c	3	0	0	0	0	0	0	1	0	0	0	0	0	1	0	13	1	0	.125
Mar 05	UCA	*c	1	1	0	0	0	0	0	1	0	0	0	0	0	0	0	8	1	0	.118
Mar 09	MCNEESE-2	*c	2	0	0	0	0	0	0	0	0	0	0	0	0	0	2	11	1	0	.105
Mar 22	at Auburn	c	1	1	1	1	0	0	1	0	0	0	0	0	0	0	0	5	1	0	.150
Mar 26	LITTLE ROCK	*c	2	2	0	0	0	0	0	0	0	0	2	0	0	0	1	6	0	0	.136
Mar 30	LSU	*c	4	1	1	0	0	0	0	0	0	0	0	0	0	0	1	7	0	0	.154
Apr 02	ARKANSAS STAT	*c	3	1	1	0	0	0	0	1	0	0	0	0	0	0	1	12	1	0	.172
Apr 05	OLE MISS	*c	3	1	1	1	1	0	0	1	0	0	0	0	0	0	1	11	1	0	.188
Apr 09	SAN JOSE STATE	*c	4	0	0	0	0	0	0	0	0	0	0	0	0	0	3	10	1	0	.167
Apr 13	at Alabama	*dh	4	0	0	0	0	0	0	0	0	0	0	0	0	0	1	0	0	0	.150
Apr 14	at Alabama	*c	3	0	0	0	0	0	0	0	0	0	0	0	0	0	0	4	0	1	.140
Apr 17	TEXAS TECH	ph	0	0	0	0	0	0	0	1	0	0	0	0	0	0	0	0	0	0	.140
Apr 19	at South Carolina	ph	1	0	0	0	0	0	0	0	0	0	0	0	0	0	0	0	0	0	.136
Apr 23	vs UAPB	*c	3	1	1	1	0	0	0	1	0	0	0	0	0	0	0	11	2	0	.149
Apr 26	FLORIDA	*dh	1	1	1	1	0	0	1	0	0	0	0	0	0	0	0	0	0	0	.167
Apr 27	FLORIDA-2	*c	3	1	0	0	0	0	0	1	0	0	0	0	0	0	2	9	0	0	.157
Apr 30	MISSOURI STATE	*dh	4	2	1	1	1	0	0	1	0	0	0	0	0	0	2	0	0	0	.164
May 03	at Kentucky	*dh	3	1	1	0	0	0	0	2	0	0	0	0	0	0	1	0	0	0	.172
May 10	MISSISSIPPI STA	*dh	3	0	1	0	0	0	0	0	1	0	0	0	0	0	0	0	0	0	.180
May 12	MISSISSIPPI STA	*dh	4	0	1	1	1	0	0	0	0	0	0	0	0	0	1	0	0	0	.185
Totals		20gs	65	18	12	7	3	0	3	12	1	0	3	1	0	2	19	137	11	1	.185

On base pct. .338 • Slugging pct. .369

#49 Stone Hewlett - 2 games (All games)

Date	Opponent	Pos	AB	R	H	RBI	2B	3B	HR	BB	SB	CS	HBP	SAC	SF	GDP	K	PO	A	E	Avg
Feb 19	JAMES MADISON	p	0	0	0	0	0	0	0	0	0	0	0	0	0	0	0	0	1	0	.000
Apr 19	at South Carolina	p	0	0	0	0	0	0	0	0	0	0	0	0	0	0	0	1	0	0	.000
Totals		0gs	0	0	0	0	0	0	0	0	0	0	0	0	0	0	0	1	1	0	.000

On base pct. .000 • Slugging pct. .000

#49 Stone Hewlett - 20 appearances (All games)

Date	Opponent	GS	IP	H	R	ER	BB	SO	2B	3B	HR	WP	BK	HBP	IBB	Score	W-L	Sv	ERA	NP
Feb 18	JAMES MADISON		0.1	0	0	0	0	1	0	0	0	0	0	0	0	3-7	0-0	0	0.00	4
Feb 19	JAMES MADISON		1.0	0	0	0	1	1	0	0	0	0	0	0	0	4-0	0-0	0	0.00	19
Feb 23	vs Oregon State		0.1	1	1	1	0	1	0	0	0	0	0	0	0	5-4	0-0	0	5.40	9
Feb 24	vs Oklahoma State		0.1	0	0	0	0	1	0	0	0	0	0	0	0	1-2	0-0	0	4.50	3
Mar 05	UCA		1.0	0	0	0	0	4	0	0	0	0	1	0	0	9-7	0-0	0	3.00	19
Mar 12	ORAL ROBERTS		0.2	1	0	0	0	1	0	0	0	0	0	0	0	4-2	0-0	0	2.45	10
Mar 22	at Auburn		0.1	0	0	0	0	1	0	0	0	0	0	0	0	6-5	0-0	0	2.25	6
Mar 23	at Auburn		0.1	0	0	0	0	1	0	0	0	0	0	0	0	6-8	0-0	0	2.08	7
Mar 26	LITTLE ROCK		1.0	0	0	0	0	1	0	0	0	0	0	0	0	11-0	0-0	0	1.69	8
Mar 28	LSU		0.1	0	0	0	0	1	0	0	0	0	0	0	0	7-4	0-0	1	1.59	6
Mar 29	LSU		0.1	0	0	0	0	1	0	0	0	0	0	0	0	4-3	1-0	1	1.50	6
Apr 04	OLE MISS		0.1	0	0	0	0	1	0	0	0	0	0	0	0	5-2	1-0	2	1.42	6
Apr 09	SAN JOSE STATE		1.2	0	0	0	0	2	0	0	0	0	0	0	0	5-1	1-0	2	1.12	23
Apr 12	at Alabama		0.1	0	0	0	1	0	0	0	0	0	0	0	0	5-3	1-0	2	1.08	10
Apr 13	at Alabama		0.1	1	0	0	1	0	1	0	0	0	0	0	0	3-4	1-0	2	1.04	12
Apr 17	TEXAS TECH		1.0	1	1	1	0	1	0	0	1	0	0	0	0	5-4	1-0	3	1.86	9
Apr 19	at South Carolina		0.1	0	0	0	0	0	0	0	0	0	0	0	0	2-1	1-0	4	1.80	6
Apr 27	FLORIDA-1		0.2	0	0	0	0	0	0	0	0	0	0	0	0	6-5	1-0	4	1.69	3
Apr 30	MISSOURI STATE		1.0	0	0	0	2	2	0	0	0	0	0	0	0	12-7	1-0	4	1.54	24
May 11	MISSISSIPPI STA		0.1	0	0	0	1	1	0	0	0	0	0	0	0	5-8	1-0	4	1.50	8
Totals		0	12.0	4	2	2	6	21	1	0	1	1	0	0	0	108-77	1-0	4	1.50	-



# INDIVIDUAL GAME-BY-GAME

## #24 Peyton Holt - 38 games (All games)

Date	Opponent	Pos	AB	R	H	RBI	2B	3B	HR	BB	SB	CS	HBP	SAC	SF	GDP	K	PO	A	E	Avg
Feb 16	JAMES MADISON	*2b	3	1	1	1	0	0	0	1	1	0	0	0	0	0	0	1	1	0	.333
Feb 17	JAMES MADISON	*2b	5	2	2	1	0	0	0	0	0	0	0	0	0	0	0	0	1	0	.375
Feb 18	JAMES MADISON	*3b	4	0	0	0	0	0	0	0	0	0	0	0	0	0	0	0	1	0	.250
Feb 19	JAMES MADISON	*2b	3	0	1	0	0	0	0	0	0	0	1	0	0	0	1	1	4	0	.267
Feb 23	vs Oregon State	*2b	3	1	1	1	0	1	0	0	0	0	1	0	0	0	0	0	2	0	.278
Feb 24	vs Oklahoma State	*2b	6	0	1	0	0	0	0	0	0	0	0	0	0	0	1	1	1	0	.250
Feb 25	vs Michigan	2b	0	0	0	0	0	0	0	0	0	0	0	0	0	0	0	1	0	1	.250
Feb 27	GRAMBLING	*2b	3	4	3	0	0	0	0	1	0	0	1	0	0	0	0	3	3	0	.333
Mar 01	MURRAY STATE	*2b	4	0	1	1	0	0	0	0	1	0	0	0	0	0	1	0	0	0	.323
Mar 02	MURRAY STATE	2b	1	0	0	0	0	0	0	0	0	0	0	0	0	0	0	1	2	0	.312
Mar 03	MURRAY STATE	2b	0	0	0	0	0	0	0	0	0	0	0	0	0	0	0	0	0	0	.312
Mar 05	UCA	*3b	4	1	1	0	0	0	0	0	0	0	0	0	0	0	0	1	4	0	.306
Mar 09	MCNEESE-1	ph/2	1	0	1	1	0	0	0	0	0	0	0	0	0	0	0	1	2	1	.324
Mar 09	MCNEESE-2	*3b	3	2	2	0	0	0	0	1	0	0	0	0	0	0	0	0	0	0	.350
Mar 12	ORAL ROBERTS	*3b	3	1	2	0	1	0	0	1	0	0	0	0	0	0	1	0	1	0	.372
Mar 16	MISSOURI	*3b	3	0	0	0	0	0	0	1	0	0	0	0	0	0	1	0	1	0	.348
Mar 21	at Auburn	ph	1	0	0	0	0	0	0	0	0	0	0	0	0	0	0	1	0	0	.340
Mar 26	LITTLE ROCK	*3b	2	1	0	1	0	0	0	1	0	1	1	0	0	0	0	0	2	0	.327
Apr 02	ARKANSAS STAT	*3b/2	4	0	2	1	0	0	0	0	0	0	0	0	0	0	0	0	0	0	.340
Apr 09	SAN JOSE STATE	*of	3	0	1	0	0	0	0	1	0	0	0	0	0	0	1	3	0	0	.339
Apr 13	at Alabama	*of	4	1	3	1	0	0	1	0	1	0	0	0	0	0	1	4	0	0	.367
Apr 14	at Alabama	*of	3	0	0	0	0	0	0	0	0	0	0	0	0	0	1	2	1	0	.349
Apr 16	TEXAS TECH	*of/of	5	0	1	1	0	0	0	0	0	0	0	0	0	0	1	2	0	0	.338
Apr 17	TEXAS TECH	*of/of	3	1	0	0	0	0	0	1	0	0	0	0	0	1	0	2	0	0	.324
Apr 19	at South Carolina	*of/of	2	0	1	0	0	0	0	2	1	0	1	0	0	0	0	1	0	0	.329
Apr 20	at South Carolina-1	*3b	5	1	2	0	0	0	0	0	0	0	0	0	0	0	0	1	1	0	.333
Apr 20	at South Carolina-2	*of	3	1	2	2	0	0	0	0	0	1	0	0	0	0	0	1	0	0	.346
Apr 26	FLORIDA	*of	3	0	0	0	0	0	0	0	0	0	0	0	0	1	1	0	0	0	.333
Apr 27	FLORIDA-1	*of/of	2	1	1	2	0	0	1	1	1	0	1	0	0	0	1	1	1	0	.337
Apr 27	FLORIDA-2	*of	5	0	1	0	0	0	0	0	0	0	0	0	0	0	0	3	0	0	.330
Apr 30	MISSOURI STATE	*of/of	5	1	2	1	0	0	0	1	0	0	0	0	0	0	0	2	0	0	.333
May 01	MISSOURI STATE	*of/of	3	1	1	1	0	0	1	1	0	0	0	0	0	0	0	2	0	0	.333
May 03	at Kentucky	*of/of	2	2	1	0	0	0	0	2	0	0	1	0	0	0	0	3	0	0	.337
May 04	at Kentucky	*of	4	0	0	0	0	0	0	0	0	0	0	0	0	0	1	1	0	0	.324
May 05	at Kentucky	*of	4	0	0	0	0	0	0	1	0	0	0	0	0	0	0	6	0	1	.312
May 10	MISSISSIPPI STA	*of	4	1	1	0	0	0	0	0	0	0	0	0	0	0	1	1	0	0	.310
May 11	MISSISSIPPI STA	*of	3	0	1	1	0	0	0	0	0	0	0	1	0	1	1	1	0	0	.310
May 12	MISSISSIPPI STA	*of/of	4	2	3	2	1	0	1	0	0	0	0	0	0	0	0	2	0	0	.325
Totals		33gs	120	25	39	18	2	1	4	15	6	1	8	0	1	2	15	48	28	3	.325

On base pct. .431 • Slugging pct. .458

## #13 Jayson Jones - 21 games (All games)

Date	Opponent	Pos	AB	R	H	RBI	2B	3B	HR	BB	SB	CS	HBP	SAC	SF	GDP	K	PO	A	E	Avg
Feb 16	JAMES MADISON	*of	3	0	0	0	0	0	0	0	0	0	0	0	0	0	2	1	0	0	.000
Feb 19	JAMES MADISON	*of	4	0	1	1	0	0	0	0	0	0	0	0	0	0	0	2	0	0	.143
Feb 23	vs Oregon State	*of	3	0	1	1	0	0	0	1	0	0	0	0	0	0	1	0	0	0	.200
Feb 24	vs Oklahoma State	*of	5	0	0	0	0	0	0	1	0	0	0	0	0	0	1	0	1	0	.133
Feb 27	GRAMBLING	*of	5	2	2	6	0	0	2	0	0	0	0	0	0	0	0	1	0	0	.200
Mar 01	MURRAY STATE	*of	3	0	1	2	1	0	0	1	1	0	0	0	0	0	1	3	0	0	.217
Mar 02	MURRAY STATE	*of	3	2	1	2	0	0	0	1	0	0	0	0	0	0	0	1	0	0	.231
Mar 03	MURRAY STATE	*of	4	1	1	0	0	0	0	0	0	0	0	0	0	1	1	1	0	0	.233
Mar 05	UCA	*of	4	0	0	0	0	0	0	0	0	0	0	0	0	0	2	3	0	0	.206
Mar 09	MCNEESE-1	of	0	0	0	0	0	0	0	0	0	0	0	0	0	0	0	0	0	0	.206
Mar 09	MCNEESE-2	*of	4	2	1	1	0	0	1	0	0	0	0	0	0	0	2	1	0	0	.211
Mar 16	MISSOURI	*of	2	0	0	0	0	0	0	0	0	1	0	0	0	0	0	0	0	0	.200
Apr 02	ARKANSAS STAT	ph/of	1	0	0	0	0	0	0	0	0	0	0	0	0	0	1	0	0	0	.195
Apr 09	SAN JOSE STATE	*of	2	1	1	0	0	0	0	2	0	0	0	0	0	0	0	2	0	0	.209
Apr 16	TEXAS TECH	*of	4	1	2	0	2	0	0	0	0	0	0	0	0	0	1	1	0	0	.234
Apr 17	TEXAS TECH	*of/of	2	0	0	1	0	0	0	0	0	0	2	0	0	0	1	1	1	0	.224
Apr 19	at South Carolina	ph/of	1	0	0	0	0	0	0	1	0	0	0	0	0	0	0	0	0	0	.220
Apr 20	at South Carolina-1	ph/of	3	0	0	0	0	0	0	0	0	0	0	0	0	0	3	0	0	0	.208
Apr 30	MISSOURI STATE	*of	4	0	1	1	0	0	0	0	1	0	0	0	0	0	2	1	0	0	.211
May 10	MISSISSIPPI STA	*of	4	0	0	0	0	0	0	0	0	0	0	0	0	0	0	2	0	0	.197
May 12	MISSISSIPPI STA	*of	3	2	1	2	0	0	1	1	1	0	0	0	0	0	1	1	0	0	.203
Totals		17gs	64	11	13	17	3	0	4	8	3	0	3	0	0	1	19	21	2	0	.203

On base pct. .320 • Slugging pct. .438



#14 Ross Lovich - 32 games (All games)

Date	Opponent	Pos	AB	R	H	RBI	2B	3B	HR	BB	SB	CS	HBP	SAC	SF	GDP	K	PO	A	E	Avg
Feb 16	JAMES MADISON	pr	0	0	0	0	0	0	0	0	0	0	0	0	0	0	0	0	0	0	.000
Feb 18	JAMES MADISON	*of	3	0	1	0	0	0	0	1	0	0	0	0	0	0	0	1	0	0	.333
Feb 25	vs Michigan	*of	4	0	0	0	0	0	0	0	0	0	0	0	0	1	2	3	0	0	.143
Feb 27	GRAMBLING	ph/of	3	1	3	2	0	0	0	0	0	0	0	0	0	0	0	0	0	0	.400
Mar 02	MURRAY STATE	*dh	4	2	2	2	2	0	0	0	0	0	1	0	0	0	2	0	0	0	.429
Mar 05	UCA	*of	3	1	2	0	0	0	0	1	0	0	0	0	0	0	0	0	0	0	.471
Mar 09	MCNEESE-1	*of	2	0	1	0	0	0	0	1	1	0	0	0	0	0	0	0	0	0	.474
Mar 09	MCNEESE-2	ph	0	0	0	1	0	0	0	0	0	0	0	0	1	0	0	0	0	0	.474
Mar 10	MCNEESE	*of	5	2	1	4	0	0	1	0	0	0	0	0	0	0	1	0	0	0	.417
Mar 12	ORAL ROBERTS	*of	3	1	0	0	0	0	0	0	0	0	1	0	0	0	1	2	0	0	.370
Mar 15	MISSOURI	*of	3	2	1	3	0	0	1	0	0	0	1	0	0	0	1	2	0	0	.367
Mar 16	MISSOURI	*of/of	4	1	2	2	0	1	0	0	0	0	0	0	0	1	1	1	0	0	.382
Mar 17	MISSOURI	*of	4	1	0	0	0	0	0	1	0	0	0	0	0	0	0	0	0	0	.342
Mar 21	at Auburn	*of	3	0	0	0	0	0	0	0	0	0	0	0	0	0	2	1	0	1	.317
Mar 26	LITTLE ROCK	*of	3	0	0	0	0	0	0	0	0	0	0	1	0	0	2	1	0	0	.295
Mar 28	LSU	ph/of	0	0	0	0	0	0	0	1	0	0	0	0	0	0	0	0	0	0	.295
Mar 29	LSU	*of	1	1	0	0	0	0	0	1	0	0	0	0	0	0	1	0	0	0	.289
Apr 02	ARKANSAS STAT	*of	3	1	1	1	1	0	0	0	0	0	0	0	0	0	0	0	0	0	.292
Apr 04	OLE MISS	*of	4	0	1	0	0	0	0	0	0	0	0	0	0	0	1	2	0	0	.288
Apr 06	OLE MISS	*of	3	1	0	0	0	0	0	1	1	0	1	0	0	0	0	1	0	0	.273
Apr 10	SAN JOSE STATE	*of	3	2	1	0	0	0	0	0	0	0	1	1	0	0	1	1	0	0	.276
Apr 17	TEXAS TECH	*of	3	0	0	0	0	0	0	0	0	0	0	0	0	0	2	1	0	0	.262
Apr 19	at South Carolina	ph	1	0	0	0	0	0	0	0	0	0	0	0	0	0	0	0	0	0	.258
Apr 20	at South Carolina-1	*of	2	0	2	0	0	0	0	0	0	0	0	0	0	0	0	1	0	0	.281
Apr 20	at South Carolina-2	*of	1	0	0	0	0	0	0	3	0	0	0	0	0	0	1	2	0	0	.277
Apr 23	vs UAPB	*of	2	2	1	0	0	0	0	1	0	0	0	1	0	0	0	0	0	0	.284
Apr 27	FLORIDA-1	ph/of	1	0	0	0	0	0	0	0	0	0	0	1	0	0	1	0	0	0	.279
Apr 27	FLORIDA-2	ph	1	0	1	0	0	0	0	0	0	0	0	0	0	0	0	0	0	0	.290
May 01	MISSOURI STATE	ph/of	1	0	0	0	0	0	0	0	0	0	0	0	0	0	1	0	0	0	.286
May 03	at Kentucky	ph/of	2	1	1	1	1	0	0	1	0	0	0	0	0	0	1	1	0	0	.292
May 04	at Kentucky	*of	4	0	1	0	0	0	0	0	0	0	0	0	0	0	0	2	0	0	.289
May 11	MISSISSIPPI STA	*of	4	0	1	0	0	0	0	0	0	0	0	0	0	0	1	0	0	0	.287
Totals		23gs	80	19	23	16	4	1	2	12	2	0	6	3	1	2	22	22	0	1	.287

On base pct. .414 • Slugging pct. .438

#41 Will McEntire - 8 games (All games)

Date	Opponent	Pos	AB	R	H	RBI	2B	3B	HR	BB	SB	CS	HBP	SAC	SF	GDP	K	PO	A	E	Avg
Feb 16	JAMES MADISON	p	0	0	0	0	0	0	0	0	0	0	0	0	0	0	0	1	0	0	.000
Feb 19	JAMES MADISON	p	0	0	0	0	0	0	0	0	0	0	0	0	0	0	0	1	0	0	.000
Feb 25	vs Michigan	p	0	0	0	0	0	0	0	0	0	0	0	0	0	0	0	1	0	0	.000
Mar 03	MURRAY STATE	p	0	0	0	0	0	0	0	0	0	0	0	0	0	0	0	1	0	0	.000
Mar 09	MCNEESE-1	p	0	0	0	0	0	0	0	0	0	0	0	0	0	0	0	0	1	0	.000
Mar 12	ORAL ROBERTS	p	0	0	0	0	0	0	0	0	0	0	0	0	0	0	0	0	1	0	.000
Mar 21	at Auburn	p	0	0	0	0	0	0	0	0	0	0	0	0	0	0	0	1	0	0	.000
Apr 04	OLE MISS	p	0	0	0	0	0	0	0	0	0	0	0	0	0	0	0	1	0	0	.000
Totals		0gs	0	0	0	0	0	0	0	0	0	0	0	0	0	0	0	5	3	0	.000

On base pct. .000 • Slugging pct. .000



# ||| INDIVIDUAL GAME-BY-GAME

## #41 Will McEntire - 25 appearances (All games)

Date	Opponent	GS	IP	H	R	ER	BB	SO	2B	3B	HR	WP	BK	HBP	IBB	Score	W-L	Sv	ERA	NP
Feb 16	JAMES MADISON		5.2	3	1	1	1	6	1	0	0	0	0	0	0	6-4	1-0	0	1.59	71
Feb 19	JAMES MADISON		2.0	1	0	0	0	3	0	0	0	0	0	0	0	4-0	1-0	0	1.17	26
Feb 23	vs Oregon State		1.0	2	2	2	0	2	1	0	0	1	0	0	0	5-4	1-0	0	3.12	22
Feb 25	vs Michigan		3.0	2	1	0	1	0	1	0	0	0	0	0	0	4-3	1-0	0	2.31	35
Mar 02	MURRAY STATE		2.0	0	0	0	0	2	0	0	0	0	0	0	0	11-1	1-0	0	1.98	16
Mar 03	MURRAY STATE		3.2	3	1	1	0	5	0	0	1	0	0	0	0	5-3	1-0	1	2.08	43
Mar 09	MCNEESE-1		2.0	5	1	1	0	2	0	0	0	1	0	0	0	3-1	1-0	1	2.33	42
Mar 12	ORAL ROBERTS		2.0	1	0	0	0	2	0	0	0	0	0	0	0	4-2	1-0	1	2.11	34
Mar 16	MISSOURI		4.1	0	0	0	1	5	0	0	0	0	0	0	0	6-0	2-0	1	1.75	56
Mar 21	at Auburn		2.0	0	0	0	0	3	0	0	0	0	0	0	0	1-0	2-0	1	1.63	22
Mar 22	at Auburn		1.0	0	0	0	0	2	0	0	0	0	0	0	0	6-5	2-0	2	1.57	10
Mar 28	LSU		2.2	4	2	2	2	8	2	0	0	1	0	0	0	7-4	2-0	2	2.01	62
Mar 30	LSU		1.1	1	0	0	1	1	0	0	0	0	0	0	0	7-5	2-0	3	1.93	24
Apr 04	OLE MISS		2.2	1	0	0	1	3	0	0	0	0	0	0	0	5-2	2-0	3	1.78	51
Apr 06	OLE MISS		0.2	1	0	0	0	1	0	0	0	0	0	0	0	7-4	2-0	4	1.75	12
Apr 12	at Alabama		1.0	4	3	3	0	2	0	0	0	0	0	0	0	5-3	2-0	4	2.43	30
Apr 14	at Alabama		1.2	3	2	1	0	1	2	0	0	0	0	0	0	0-5	2-0	4	2.56	19
Apr 16	TEXAS TECH		1.1	2	1	1	0	3	0	0	1	0	0	0	0	9-8	2-0	4	2.70	25
Apr 20	at South Carolina-2		2.0	3	3	3	2	2	1	0	0	0	0	0	0	9-6	2-0	4	3.21	50
Apr 27	FLORIDA-1		1.0	4	2	2	1	1	1	0	0	0	0	0	1	6-5	3-0	4	3.56	25
Apr 30	MISSOURI STATE		1.0	0	0	0	0	1	0	0	0	0	0	0	0	12-7	3-0	4	3.48	11
May 03	at Kentucky		2.0	1	0	0	1	3	0	0	0	0	0	0	0	10-3	3-0	4	3.33	39
May 05	at Kentucky		0.2	3	3	3	0	0	3	0	0	0	0	0	0	4-7	3-0	4	3.86	14
May 10	MISSISSIPPI STA		0.1	2	0	0	1	1	0	0	0	0	0	0	0	7-5	4-0	4	3.83	22
May 12	MISSISSIPPI STA		2.0	1	0	0	3	1	0	0	0	0	0	0	1	9-6	5-0	4	3.67	34
Totals		0	49.0	47	22	20	15	60	12	0	2	3	0	0	2	152-93	5-0	4	3.67	-

## #26 Tate McGuire - 2 appearances (All games)

Date	Opponent	GS	IP	H	R	ER	BB	SO	2B	3B	HR	WP	BK	HBP	IBB	Score	W-L	Sv	ERA	NP
Feb 18	JAMES MADISON		0.2	0	0	0	2	1	0	0	0	0	0	1	0	3-7	0-0	0	0.00	24
Feb 27	GRAMBLING		1.0	3	1	1	0	3	1	0	0	0	0	0	0	21-1	0-0	0	5.40	24
Totals		0	1.2	3	1	1	2	4	1	0	0	0	0	1	0	24-8	0-0	0	5.40	-



#6 Ben McLaughlin - 52 games (All games)

Date	Opponent	Pos	AB	R	H	RBI	2B	3B	HR	BB	SB	CS	HBP	SAC	SF	GDP	K	PO	A	E	Avg
Feb 16	JAMES MADISON	*1b	4	0	1	1	0	0	0	0	0	0	0	0	0	1	0	7	3	0	.250
Feb 17	JAMES MADISON	*1b	4	1	2	0	0	0	0	1	0	0	0	0	0	0	1	8	0	0	.375
Feb 18	JAMES MADISON	*dh	2	1	1	1	1	0	0	2	0	0	0	0	0	0	1	0	0	0	.400
Feb 19	JAMES MADISON	*1b	3	0	1	2	0	0	0	1	0	0	0	0	0	0	1	8	1	0	.385
Feb 23	vs Oregon State	*1b	3	0	1	3	1	0	0	0	0	0	1	0	0	0	0	3	0	0	.375
Feb 24	vs Oklahoma State	*1b	6	0	1	0	0	0	0	0	0	0	0	0	0	0	3	8	0	0	.318
Feb 25	vs Michigan	*1b	5	0	2	1	1	0	0	0	0	0	0	0	0	0	0	6	1	0	.333
Feb 27	GRAMBLING	*1b	2	1	0	0	0	0	0	1	0	0	0	0	0	1	0	4	0	0	.310
Mar 01	MURRAY STATE	*1b	2	1	0	1	0	0	0	2	0	0	0	0	0	0	0	2	1	0	.290
Mar 02	MURRAY STATE	*1b	4	3	2	0	0	0	0	1	0	0	0	0	0	0	0	6	0	0	.314
Mar 03	MURRAY STATE	*dh	3	0	1	0	0	0	0	1	0	0	0	0	0	0	1	0	0	0	.316
Mar 05	UCA	*1b	4	2	2	3	0	0	1	0	0	0	0	0	0	1	0	11	1	1	.333
Mar 09	MCNEESE-1	*1b	4	1	2	0	1	0	0	0	0	0	0	0	0	0	0	7	1	0	.348
Mar 09	MCNEESE-2	*1b	4	0	0	0	0	0	0	0	0	0	0	0	0	0	1	7	0	0	.320
Mar 10	MCNEESE	*1b	5	2	4	3	1	0	0	0	0	0	0	0	0	0	0	6	2	0	.364
Mar 12	ORAL ROBERTS	*1b	2	0	0	0	0	0	0	2	0	0	0	0	0	1	0	9	1	0	.351
Mar 15	MISSOURI	*1b	4	0	0	0	0	0	0	0	0	0	0	0	0	0	0	9	0	0	.328
Mar 16	MISSOURI	*1b	3	1	0	0	0	0	0	1	0	0	0	0	0	0	0	7	0	0	.312
Mar 17	MISSOURI	*1b	2	1	1	2	0	0	1	2	0	0	0	0	1	0	0	7	2	0	.318
Mar 21	at Auburn	*1b	4	0	1	0	0	0	0	0	0	0	0	0	0	0	0	5	2	0	.314
Mar 22	at Auburn	*1b	3	2	2	1	0	0	1	1	0	0	0	0	0	0	0	6	0	0	.329
Mar 23	at Auburn	*1b	2	1	0	0	0	0	0	3	0	0	0	0	0	0	1	9	0	0	.320
Mar 26	LITTLE ROCK	*1b	1	2	0	0	0	0	0	3	0	0	0	0	0	0	0	9	0	0	.316
Mar 28	LSU	*1b	3	0	1	1	0	0	0	1	0	0	0	0	1	0	1	5	0	0	.316
Mar 29	LSU	*1b	4	0	1	1	1	0	0	1	0	0	0	0	0	0	1	9	0	0	.313
Mar 30	LSU	*1b	5	0	0	0	0	0	0	0	0	0	0	0	0	0	2	8	1	0	.295
Apr 02	ARKANSAS STAT	*1b/3	4	3	3	3	0	0	1	0	0	0	0	0	0	0	0	5	1	0	.315
Apr 04	OLE MISS	*1b	2	1	0	0	0	0	0	2	0	0	0	0	0	0	0	3	2	0	.309
Apr 05	OLE MISS	*1b	2	1	1	0	0	0	0	3	0	0	0	0	0	0	0	4	0	0	.312
Apr 06	OLE MISS	*1b	4	0	0	0	0	0	0	1	0	0	0	0	0	0	2	4	1	0	.300
Apr 09	SAN JOSE STATE	*1b	4	1	1	1	0	0	1	0	0	0	0	0	0	0	1	10	0	0	.298
Apr 10	SAN JOSE STATE	*1b	5	0	2	2	1	0	0	0	0	0	0	0	0	0	0	6	1	0	.303
Apr 12	at Alabama	*1b	4	1	1	2	0	0	1	1	0	0	0	0	0	0	0	3	0	0	.301
Apr 13	at Alabama	*1b	4	0	0	0	0	0	0	0	0	0	0	0	0	0	1	8	0	0	.291
Apr 14	at Alabama	*1b	4	0	2	0	0	0	0	0	0	0	0	0	1	0	0	9	1	0	.298
Apr 16	TEXAS TECH	*1b	4	1	3	2	1	0	1	0	0	0	1	0	0	0	1	4	0	0	.312
Apr 17	TEXAS TECH	*1b	2	1	1	0	0	0	0	2	0	0	0	0	0	0	0	12	0	0	.315
Apr 19	at South Carolina	*1b	3	1	0	0	0	0	0	2	0	0	0	0	0	0	1	4	2	0	.308
Apr 20	at South Carolina-1	*1b	4	0	1	0	0	0	0	1	0	0	0	0	0	0	1	4	2	0	.306
Apr 20	at South Carolina-2	*1b	5	1	1	0	0	0	0	0	0	0	0	0	0	0	0	9	0	0	.302
Apr 23	vs UAPB	*1b	1	2	0	0	0	0	0	2	0	0	1	0	0	0	0	2	0	0	.300
Apr 26	FLORIDA	*1b	2	0	1	0	0	0	0	1	0	0	0	0	0	0	1	8	0	1	.303
Apr 27	FLORIDA-1	*1b	4	1	3	1	1	0	0	0	0	0	0	0	0	0	0	6	1	0	.315
Apr 27	FLORIDA-2	*1b	3	0	2	1	0	0	0	2	0	0	0	0	0	0	1	6	2	0	.322
Apr 30	MISSOURI STATE	1b	0	0	0	0	0	0	0	0	0	0	0	0	0	0	0	2	0	0	.322
May 01	MISSOURI STATE	*1b	3	1	0	0	0	0	0	2	0	0	0	0	0	0	0	7	0	0	.316
May 03	at Kentucky	*1b	5	1	1	0	0	0	0	0	0	0	0	0	0	0	0	3	0	0	.312
May 04	at Kentucky	*1b	5	0	1	0	0	0	0	0	0	0	0	0	0	1	1	8	1	0	.309
May 05	at Kentucky	*1b	2	0	0	0	0	0	0	1	0	0	2	0	0	0	0	9	0	0	.305
May 10	MISSISSIPPI STA	*1b	3	0	0	0	0	0	0	1	0	0	0	0	0	0	2	5	1	1	.299
May 11	MISSISSIPPI STA	*1b	3	1	0	0	0	0	0	2	0	0	0	0	0	0	1	11	2	0	.294
May 12	MISSISSIPPI STA	*1b	2	1	1	1	0	0	0	1	0	0	0	0	1	0	0	7	1	0	.297
Totals		51gs	172	37	51	33	9	0	7	47	0	0	5	0	3	6	27	325	34	3	.297

On base pct. .454 • Slugging pct. .471

#21 Mason Molina - 6 games (All games)

Date	Opponent	Pos	AB	R	H	RBI	2B	3B	HR	BB	SB	CS	HBP	SAC	SF	GDP	K	PO	A	E	Avg
Feb 25	vs Michigan	*p	0	0	0	0	0	0	0	0	0	0	0	0	0	0	0	1	0	0	.000
Mar 03	MURRAY STATE	*p	0	0	0	0	0	0	0	0	0	0	0	0	0	0	0	1	0	0	.000
Mar 10	MCNEESE	*p	0	0	0	0	0	0	0	0	0	0	0	0	0	0	0	0	2	0	.000
Mar 17	MISSOURI	*p	0	0	0	0	0	0	0	0	0	0	0	0	0	0	0	0	1	0	.000
Apr 05	OLE MISS	*p	0	0	0	0	0	0	0	0	0	0	0	0	0	0	0	0	0	1	.000
Apr 20	at South Carolina-1	*p	0	0	0	0	0	0	0	0	0	0	0	0	0	0	0	0	2	0	.000
Totals		6gs	0	0	0	0	0	0	0	0	0	0	0	0	0	0	0	1	6	1	.000

On base pct. .000 • Slugging pct. .000



# INDIVIDUAL GAME-BY-GAME

## #21 Mason Molina - 12 appearances (All games)

Date	Opponent	GS	IP	H	R	ER	BB	SO	2B	3B	HR	WP	BK	HBP	IBB	Score	W-L	Sv	ERA	NP	
Feb 18	JAMES MADISON	*	3.2	3	2	2	3	9	1	0	0	1	0	0	0	3-7	0-0	0	4.91	72	
Feb 25	vs Michigan	*	5.0	0	0	0	1	10	0	0	0	0	0	1	0	4-3	1-0	0	2.08	81	
Mar 03	MURRAY STATE	*	5.0	2	1	1	1	10	0	0	1	0	0	1	0	5-3	2-0	0	1.98	77	
Mar 10	MCNEESE	*	4.0	3	4	4	3	4	1	0	1	0	1	1	0	18-5	2-0	0	3.57	77	
Mar 17	MISSOURI	*	5.1	1	0	0	3	10	0	0	0	0	0	1	0	9-1	3-0	0	2.74	98	
Mar 23	at Auburn	*	5.0	3	1	1	4	4	1	0	0	0	0	1	0	6-8	3-0	0	2.57	74	
Mar 29	LSU	*	5.0	7	3	3	3	7	0	0	0	0	0	1	0	4-3	3-0	0	3.00	96	
Apr 05	OLE MISS	*	4.1	3	3	3	3	5	0	0	2	1	0	0	0	8-3	3-0	0	3.38	83	
Apr 13	at Alabama	*	6.0	5	2	2	0	6	1	0	2	0	0	1	0	3-4	3-0	0	3.32	101	
Apr 20	at South Carolina-1	*	3.1	2	2	2	7	3	0	0	0	0	0	0	0	3-6	3-1	0	3.47	70	
May 05	at Kentucky	*	3.0	3	3	3	3	3	0	0	2	0	0	0	0	4-7	3-2	0	3.81	67	
May 12	MISSISSIPPI STA	*	1.0	4	4	4	1	1	1	0	1	0	0	0	0	9-6	3-2	0	4.44	31	
Totals			12	50.2	36	25	25	32	72	5	0	9	2	1	7	0	76-56	3-2	0	4.44	-

## #16 Hudson Polk - 8 games (All games)

Date	Opponent	Pos	AB	R	H	RBI	2B	3B	HR	BB	SB	CS	HBP	SAC	SF	GDP	K	PO	A	E	Avg
Feb 27	GRAMBLING	*c	4	2	1	4	0	0	1	1	0	0	0	0	0	0	1	11	0	0	.250
Mar 01	MURRAY STATE	*dh	3	1	1	0	0	0	0	1	0	0	0	0	0	0	1	0	0	0	.286
Mar 02	MURRAY STATE	ph	0	0	0	1	0	0	0	0	0	0	0	0	1	0	0	0	0	0	.286
Mar 05	UCA	*dh	3	1	1	0	0	0	0	1	0	0	0	0	0	0	1	0	0	0	.300
Mar 09	MCNEESE-1	ph	1	0	0	0	0	0	0	0	0	0	0	0	0	0	1	0	0	0	.273
Mar 12	ORAL ROBERTS	*dh	3	0	0	0	0	0	0	1	0	0	0	0	0	0	0	0	0	0	.214
Mar 17	MISSOURI	ph/d	2	0	0	0	0	0	0	0	0	0	0	0	0	1	1	0	0	0	.188
Apr 09	SAN JOSE STATE	*dh	4	0	0	0	0	0	0	0	0	0	0	0	0	0	3	0	0	0	.150
Totals		5gs	20	4	3	5	0	0	1	4	0	0	0	0	1	1	8	11	0	0	.150

On base pct. .280 • Slugging pct. .300

## #44 Parker Rowland - 14 games (All games)

Date	Opponent	Pos	AB	R	H	RBI	2B	3B	HR	BB	SB	CS	HBP	SAC	SF	GDP	K	PO	A	E	Avg
Feb 19	JAMES MADISON	*c	3	0	0	0	0	0	0	1	0	0	0	0	0	0	0	9	0	0	.000
Feb 25	vs Michigan	*c	1	0	0	0	0	0	0	3	0	0	0	0	0	0	1	11	0	1	.000
Mar 09	MCNEESE-2	c	1	1	1	0	0	0	0	0	0	0	0	0	0	0	0	1	0	0	.200
Mar 12	ORAL ROBERTS	*c	2	0	1	0	0	0	0	1	0	0	0	1	0	0	0	10	0	0	.286
Mar 16	MISSOURI	*c	2	0	0	0	0	0	0	1	0	0	0	0	0	0	0	13	0	0	.222
Mar 22	at Auburn	*c	2	0	0	0	0	0	0	0	0	0	0	0	0	0	2	9	0	2	.182
Apr 10	SAN JOSE STATE	*c	3	0	1	0	0	0	0	0	0	0	0	1	0	0	1	11	0	0	.214
Apr 17	TEXAS TECH	*c	3	0	0	0	0	0	0	0	0	0	0	1	0	0	1	6	0	0	.176
Apr 20	at South Carolina-2	*c	2	0	1	1	1	0	0	1	0	0	0	0	0	0	0	6	0	0	.211
Apr 23	vs UAPB	ph	1	0	0	0	0	0	0	0	0	0	0	0	0	0	1	0	0	0	.200
Apr 27	FLORIDA-1	*c	2	0	0	0	0	0	0	1	0	0	0	0	0	0	0	7	1	0	.182
May 01	MISSOURI STATE	*c	2	3	2	1	1	0	0	1	1	0	0	0	1	0	0	8	3	0	.250
May 03	at Kentucky	c	0	0	0	0	0	0	0	0	0	0	0	0	0	0	0	1	0	0	.250
May 05	at Kentucky	*dh	4	0	0	0	0	0	0	0	0	0	0	0	0	1	1	0	0	0	.214
Totals		11gs	28	4	6	2	2	0	0	9	1	0	0	3	1	1	7	92	4	3	.214

On base pct. .395 • Slugging pct. .286

## #33 Hagen Smith - 8 games (All games)

Date	Opponent	Pos	AB	R	H	RBI	2B	3B	HR	BB	SB	CS	HBP	SAC	SF	GDP	K	PO	A	E	Avg
Mar 01	MURRAY STATE	*p	0	0	0	0	0	0	0	0	0	0	0	0	0	0	0	0	1	0	.000
Mar 15	MISSOURI	*p	0	0	0	0	0	0	0	0	0	0	0	0	0	0	0	0	2	0	.000
Mar 21	at Auburn	*p	0	0	0	0	0	0	0	0	0	0	0	0	0	0	0	1	0	0	.000
Mar 28	LSU	*p	0	0	0	0	0	0	0	0	0	0	0	0	0	0	0	0	1	0	.000
Apr 04	OLE MISS	*p	0	0	0	0	0	0	0	0	0	0	0	0	0	0	0	2	0	0	.000
Apr 12	at Alabama	*p	0	0	0	0	0	0	0	0	0	0	0	0	0	0	0	1	0	0	.000
Apr 19	at South Carolina	*p	0	0	0	0	0	0	0	0	0	0	0	0	0	0	0	0	1	0	.000
May 03	at Kentucky	*p	0	0	0	0	0	0	0	0	0	0	0	0	0	0	0	0	1	0	.000
Totals		8gs	0	0	0	0	0	0	0	0	0	0	0	0	0	0	0	4	6	0	.000

On base pct. .000 • Slugging pct. .000



#33 Hagen Smith - 13 appearances (All games)

Date	Opponent	GS	IP	H	R	ER	BB	SO	2B	3B	HR	WP	BK	HBP	IBB	Score	W-L	Sv	ERA	NP	
Feb 16	JAMES MADISON	*	1.0	1	3	3	2	2	0	0	1	0	0	1	0	6-4	0-0	0	27.00	42	
Feb 23	vs Oregon State	*	6.0	3	0	0	1	17	0	0	0	0	0	0	0	5-4	0-0	0	3.86	78	
Mar 01	MURRAY STATE	*	6.0	1	1	1	1	12	0	0	1	0	0	0	0	5-1	1-0	0	2.77	81	
Mar 09	MCNEESE-1	*	4.0	1	0	0	3	9	0	0	0	0	0	0	0	3-1	2-0	0	2.12	64	
Mar 15	MISSOURI	*	6.0	2	0	0	1	10	1	0	0	0	0	0	0	8-0	3-0	0	1.57	100	
Mar 21	at Auburn	*	6.0	3	0	0	2	12	0	0	0	1	0	1	0	1-0	4-0	0	1.24	87	
Mar 28	LSU	*	6.0	5	2	2	0	10	0	0	2	0	0	0	0	7-4	5-0	0	1.54	97	
Apr 04	OLE MISS	*	6.0	4	2	2	4	11	0	0	0	0	0	1	0	5-2	6-0	0	1.76	105	
Apr 12	at Alabama	*	6.0	2	0	0	3	6	0	0	0	0	0	0	0	5-3	7-0	0	1.53	96	
Apr 19	at South Carolina	*	6.0	2	1	1	5	11	0	0	0	0	0	1	1	2-1	8-0	0	1.53	99	
Apr 26	FLORIDA	*	7.0	2	1	0	1	11	1	0	0	0	0	1	0	2-1	8-0	0	1.35	96	
May 03	at Kentucky	*	6.0	3	1	1	2	14	1	0	0	0	0	0	0	10-3	9-0	0	1.36	101	
May 10	MISSISSIPPI STA	*	5.0	4	3	3	4	11	1	0	0	0	0	0	0	7-5	9-0	0	1.65	94	
Totals			13	71.0	33	14	13	29	136	4	0	4	1	0	5	1	66-29	9-0	0	1.65	-

#3 Nolan Souza - 36 games (All games)

Date	Opponent	Pos	AB	R	H	RBI	2B	3B	HR	BB	SB	CS	HBP	SAC	SF	GDP	K	PO	A	E	Avg
Feb 18	JAMES MADISON	*2b	4	0	1	0	1	0	0	0	0	0	0	0	0	0	1	1	1	0	.250
Feb 25	vs Michigan	*2b	2	1	0	0	0	0	0	2	0	0	0	0	0	0	2	0	1	0	.167
Feb 27	GRAMBLING	ss	1	1	1	0	1	0	0	1	0	0	0	0	0	0	0	0	0	0	.286
Mar 02	MURRAY STATE	*2b	1	0	1	2	0	0	0	1	1	0	0	0	0	0	0	0	0	0	.375
Mar 03	MURRAY STATE	*2b	4	1	2	3	0	0	1	0	0	0	0	0	0	0	0	1	0	0	.417
Mar 05	UCA	*2b	3	0	0	0	0	0	0	0	0	0	1	0	0	0	0	0	2	0	.333
Mar 09	MCNEESE-1	*2b	1	1	0	0	0	0	0	1	1	0	0	0	0	0	0	1	0	0	.312
Mar 09	MCNEESE-2	*2b	4	0	3	0	0	0	0	0	0	0	0	0	0	0	0	2	1	0	.400
Mar 10	MCNEESE	*2b	2	2	0	1	0	0	0	2	0	0	0	0	0	0	2	0	1	0	.364
Mar 15	MISSOURI	*dh	4	2	3	3	0	0	2	0	0	0	0	0	0	0	0	0	0	0	.423
Mar 16	MISSOURI	*dh	3	0	0	0	0	0	0	0	0	0	1	0	0	0	2	0	0	0	.379
Mar 17	MISSOURI	*dh	2	0	0	0	0	0	0	0	0	0	0	0	0	0	0	0	0	0	.355
Mar 21	at Auburn	*dh	3	0	0	0	0	0	0	1	1	0	0	0	0	0	2	0	0	0	.324
Mar 22	at Auburn	ph	1	0	0	0	0	0	0	0	0	0	0	0	0	0	1	0	0	0	.314
Mar 23	at Auburn	*dh	4	1	1	0	0	0	0	1	0	0	0	0	0	0	1	0	0	0	.308
Mar 29	LSU	*dh	3	1	0	0	0	0	0	1	0	0	0	0	0	0	2	0	0	0	.286
Apr 02	ARKANSAS STAT	*dh	3	2	2	4	1	0	1	0	0	0	0	0	0	0	1	0	0	0	.311
Apr 04	OLE MISS	*dh	3	0	2	0	0	0	0	0	0	0	0	0	0	0	0	0	0	0	.333
Apr 05	OLE MISS	ph/d	3	0	1	0	0	0	0	0	0	0	0	0	0	0	1	0	0	0	.333
Apr 06	OLE MISS	*dh	5	2	3	5	0	0	2	0	0	0	0	0	0	1	0	0	0	0	.357
Apr 09	SAN JOSE STATE	*3b	2	0	1	2	1	0	0	3	0	0	0	0	0	0	1	1	3	0	.362
Apr 10	SAN JOSE STATE	*3b	5	0	1	2	1	0	0	0	0	0	0	0	0	0	1	0	2	0	.349
Apr 12	at Alabama	*dh	3	0	0	0	0	0	0	1	0	0	0	0	0	0	2	0	0	0	.333
Apr 14	at Alabama	*dh	4	0	0	0	0	0	0	0	0	0	0	0	0	0	1	0	0	0	.314
Apr 16	TEXAS TECH	ph	0	0	0	1	0	0	0	0	0	0	0	0	1	0	0	0	0	0	.314
Apr 17	TEXAS TECH	*3b	3	1	1	1	0	0	1	0	0	0	0	1	0	0	1	0	1	0	.315
Apr 19	at South Carolina	*3b	4	1	0	0	0	0	0	1	0	0	0	0	0	0	3	1	2	0	.299
Apr 20	at South Carolina-1	*dh	3	0	0	0	0	0	0	0	0	0	0	0	0	0	0	0	0	0	.287
Apr 20	at South Carolina-2	*3b	5	1	1	0	1	0	0	0	0	0	0	0	0	0	3	0	2	0	.282
Apr 23	vs UAPB	*3b	3	1	1	2	1	0	0	1	0	0	0	0	0	0	0	2	0	0	.284
Apr 26	FLORIDA	ph/d	2	0	0	0	0	0	0	0	0	0	0	0	0	0	2	0	0	0	.278
Apr 27	FLORIDA-1	ph/d	2	0	0	0	0	0	0	0	0	0	0	0	0	0	0	0	0	0	.272
Apr 27	FLORIDA-2	*dh	5	1	2	0	0	0	0	0	0	0	0	0	0	0	1	0	0	0	.278
May 01	MISSOURI STATE	*dh	4	0	1	2	0	0	0	0	0	0	0	0	0	0	1	0	0	0	.277
May 04	at Kentucky	*dh	3	1	0	0	0	0	0	1	0	0	0	0	0	0	2	0	0	0	.269
May 11	MISSISSIPPI STA	*dh	3	1	0	0	0	0	0	1	0	0	0	0	0	0	2	0	0	0	.262
Totals			30gs	107	21	28	28	7	0	7	18	3	0	2	1	1	35	9	16	0	.262

On base pct. .375 • Slugging pct. .523



# ||| INDIVIDUAL GAME-BY-GAME

## #12 Jared Sprague-Lott - 40 games (All games)

Date	Opponent	Pos	AB	R	H	RBI	2B	3B	HR	BB	SB	CS	HBP	SAC	SF	GDP	K	PO	A	E	Avg	
Feb 16	JAMES MADISON	*3b	2	1	2	2	0	0	1	2	0	0	0	0	0	0	0	2	1	0	1.000	
Feb 17	JAMES MADISON	*3b	3	1	1	2	0	0	0	2	0	0	0	0	0	0	0	2	2	4	0	.600
Feb 19	JAMES MADISON	*3b	4	0	0	0	0	0	0	0	0	0	0	0	0	0	2	0	0	1	0	.333
Feb 23	vs Oregon State	*3b	3	1	1	0	0	0	0	0	0	0	1	0	0	0	0	0	1	0	0	.333
Feb 24	vs Oklahoma State	*3b	5	1	3	0	2	0	0	1	0	0	0	0	0	0	1	0	1	2	2	.412
Feb 25	vs Michigan	*3b	4	0	2	0	1	0	0	0	1	0	1	0	0	0	0	1	2	2	0	.429
Feb 27	GRAMBLING	*3b	3	2	2	1	1	0	0	2	0	0	0	0	0	0	0	0	2	0	0	.458
Mar 01	MURRAY STATE	*3b	4	1	1	0	0	0	0	0	0	0	0	0	0	0	0	1	0	0	0	.429
Mar 02	MURRAY STATE	*3b	4	2	2	1	0	0	0	1	0	0	0	0	0	0	0	0	2	0	0	.438
Mar 03	MURRAY STATE	*3b	4	1	1	0	0	0	0	0	0	0	0	0	0	0	0	2	0	0	0	.417
Mar 09	MCNEESE-1	*3b	3	1	1	0	0	0	0	0	0	0	0	1	0	0	1	0	4	0	0	.410
Mar 10	MCNEESE	*3b	3	2	0	0	0	0	0	2	0	0	0	0	0	0	0	2	1	0	0	.381
Mar 15	MISSOURI	*3b	4	0	0	0	0	0	0	0	0	0	0	0	0	0	0	1	2	0	0	.348
Mar 17	MISSOURI	*3b	5	1	2	0	0	0	0	0	0	0	0	0	0	0	0	0	1	0	0	.353
Mar 21	at Auburn	*3b	4	0	0	0	0	0	0	0	0	0	0	0	0	0	0	0	1	0	0	.327
Mar 22	at Auburn	*3b	3	0	0	1	0	0	0	1	0	0	0	0	0	0	2	1	2	0	0	.310
Mar 23	at Auburn	*3b	4	1	2	3	0	0	1	0	0	0	1	0	0	0	0	1	0	0	0	.323
Mar 28	LSU	*3b	4	2	1	0	0	0	0	1	0	0	0	0	0	1	1	0	1	0	0	.318
Mar 29	LSU	*3b	3	0	0	0	0	0	0	1	0	0	0	1	0	0	2	1	2	0	0	.304
Mar 30	LSU	*3b	2	1	0	0	0	0	0	2	0	0	0	0	0	0	1	1	3	0	0	.296
Apr 04	OLE MISS	*3b	4	1	1	2	0	0	1	0	0	0	0	0	0	0	2	0	0	0	0	.293
Apr 05	OLE MISS	*3b	4	1	2	2	1	0	0	0	0	0	0	0	0	0	1	3	1	0	0	.304
Apr 06	OLE MISS	*3b	2	1	0	0	0	0	0	3	0	0	0	0	0	1	0	1	2	0	0	.296
Apr 12	at Alabama	*3b	2	2	2	1	0	0	1	2	1	0	1	0	0	0	0	2	0	0	0	.313
Apr 13	at Alabama	*3b	4	1	1	1	0	0	1	0	0	0	0	0	0	0	1	0	0	0	0	.310
Apr 14	at Alabama	*3b	4	0	2	0	1	0	0	0	0	0	0	0	0	0	1	2	1	0	0	.319
Apr 16	TEXAS TECH	*3b	3	2	0	0	0	0	0	2	0	0	0	0	0	1	0	0	1	1	1	.309
Apr 19	at South Carolina	3b	0	0	0	0	0	0	0	0	0	0	0	0	0	0	0	0	0	0	0	.309
Apr 20	at South Carolina-2	3b	0	0	0	0	0	0	0	0	0	0	0	0	0	0	0	1	0	0	0	.309
Apr 26	FLORIDA	*3b	2	0	0	1	0	0	0	1	0	0	0	0	1	0	1	0	5	0	0	.302
Apr 27	FLORIDA-1	*3b	5	1	2	1	0	0	0	0	0	0	0	0	0	0	1	0	3	1	0	.307
Apr 27	FLORIDA-2	*3b	5	1	2	0	0	0	0	0	0	0	0	0	0	0	0	2	2	0	0	.311
Apr 30	MISSOURI STATE	*3b	4	3	2	1	0	0	1	1	0	0	0	0	0	0	2	1	3	0	0	.318
May 01	MISSOURI STATE	*3b	4	1	1	0	0	0	0	1	0	0	0	0	0	0	1	2	0	0	0	.316
May 03	at Kentucky	*3b	4	1	1	1	0	0	0	2	0	0	0	0	0	0	2	0	0	0	0	.314
May 04	at Kentucky	*3b	4	0	1	0	0	0	0	1	0	0	0	0	0	0	0	0	2	0	0	.311
May 05	at Kentucky	*3b	1	0	0	1	0	0	0	3	0	0	0	0	1	0	1	0	0	0	0	.309
May 10	MISSISSIPPI STA	*3b	4	3	3	1	0	0	1	0	0	0	0	0	0	0	1	0	0	0	0	.323
May 11	MISSISSIPPI STA	*3b	4	1	0	0	0	0	0	1	0	0	0	0	0	0	0	0	2	0	0	.313
May 12	MISSISSIPPI STA	*3b	3	2	1	1	1	0	0	0	0	0	1	0	0	0	0	1	5	0	0	.313
Totals		38gs	134	39	42	23	7	0	7	32	2	0	5	2	2	3	26	30	57	7		.313

On base pct. .457 • Slugging pct. .522





#10 Peyton Stovall - 40 games (All games)

Date	Opponent	Pos	AB	R	H	RBI	2B	3B	HR	BB	SB	CS	HBP	SAC	SF	GDP	K	PO	A	E	Avg
Mar 09	MCNEESE-1	*dh	4	0	1	0	0	0	0	0	0	0	0	0	0	0	1	0	0	0	.250
Mar 09	MCNEESE-2	*dh	4	2	2	3	0	0	1	1	0	0	0	0	0	0	1	0	0	0	.375
Mar 10	MCNEESE	*dh	5	2	2	2	0	0	0	0	0	0	0	0	0	0	0	0	0	0	.385
Mar 12	ORAL ROBERTS	*2b	5	0	1	2	0	0	0	0	0	0	0	0	0	0	1	1	2	0	.333
Mar 15	MISSOURI	*2b	3	1	0	0	0	0	0	1	0	0	0	0	0	0	1	1	1	0	.286
Mar 16	MISSOURI	*2b	2	1	1	1	0	0	1	1	1	0	1	0	0	0	0	1	1	0	.304
Mar 17	MISSOURI	*2b	5	2	2	1	1	0	0	0	0	0	0	0	0	0	1	3	2	0	.321
Mar 21	at Auburn	*2b	2	0	0	0	0	0	0	1	0	1	1	0	0	0	0	1	4	0	.300
Mar 22	at Auburn	*2b	4	0	1	1	0	0	0	0	0	0	0	0	1	0	1	1	3	0	.294
Mar 23	at Auburn	*2b	5	1	2	0	0	0	0	0	0	0	0	0	0	0	2	0	6	0	.308
Mar 26	LITTLE ROCK	*2b	3	2	1	2	0	0	1	1	0	0	0	0	0	0	1	1	3	0	.310
Mar 28	LSU	*2b	4	0	2	1	0	0	0	1	0	0	0	0	0	0	2	2	0	0	.326
Mar 29	LSU	*2b	5	0	3	1	2	0	0	0	0	0	0	0	0	0	1	3	6	0	.353
Mar 30	LSU	*2b	4	1	2	3	0	0	1	1	0	0	0	0	0	0	1	3	5	0	.364
Apr 02	ARKANSAS STAT	*2b/d	3	2	0	0	0	0	0	1	0	0	1	0	0	0	0	0	1	0	.345
Apr 04	OLE MISS	*2b	3	1	1	0	0	0	0	1	0	0	0	0	0	0	0	1	0	0	.344
Apr 05	OLE MISS	*2b	3	2	1	0	0	0	0	1	0	0	0	0	0	0	0	1	0	0	.344
Apr 06	OLE MISS	*2b	4	0	1	1	1	0	0	1	0	0	0	0	0	0	1	1	1	0	.338
Apr 09	SAN JOSE STATE	*2b	5	1	2	1	0	0	0	0	0	0	0	0	0	0	1	1	3	0	.342
Apr 10	SAN JOSE STATE	*2b	4	1	4	2	1	0	0	0	1	0	0	0	1	0	0	3	3	0	.377
Apr 12	at Alabama	*2b	5	0	0	0	0	0	0	0	0	0	0	0	0	0	2	1	3	0	.354
Apr 13	at Alabama	*2b	5	1	2	1	1	0	1	0	0	0	0	0	0	0	0	1	1	0	.356
Apr 14	at Alabama	*2b	4	0	0	0	0	0	0	0	0	0	0	0	0	0	1	0	4	0	.341
Apr 16	TEXAS TECH	*2b	4	1	0	1	0	0	0	1	0	1	0	0	0	0	1	0	2	0	.326
Apr 17	TEXAS TECH	*2b	3	1	1	1	0	0	1	1	0	0	0	0	0	0	1	3	4	0	.327
Apr 19	at South Carolina	*2b	4	0	1	0	0	0	0	1	0	0	0	0	0	0	1	1	0	0	.324
Apr 20	at South Carolina-1	*2b	5	1	3	1	0	0	1	0	0	0	0	0	0	0	1	2	2	0	.336
Apr 20	at South Carolina-2	*2b	5	1	1	0	0	0	0	0	0	0	0	0	0	0	1	0	2	0	.330
Apr 23	vs UAPB	*2b	3	1	1	2	0	0	0	0	0	0	0	0	2	0	0	3	2	0	.330
Apr 26	FLORIDA	*2b	4	0	1	0	0	0	0	0	0	0	0	0	0	0	3	1	1	0	.328
Apr 27	FLORIDA-1	*2b	3	1	0	0	0	0	0	1	0	0	1	0	0	0	0	4	1	0	.320
Apr 27	FLORIDA-2	*2b	5	1	3	3	2	0	0	0	0	0	0	0	0	0	1	0	3	0	.331
Apr 30	MISSOURI STATE	*2b	5	1	1	0	0	0	0	0	0	0	0	0	0	0	0	2	0	0	.326
May 01	MISSOURI STATE	*2b	5	1	5	1	0	0	0	0	0	1	0	0	0	0	0	1	2	0	.350
May 03	at Kentucky	*2b	5	0	2	2	1	0	0	1	0	0	0	0	0	0	1	1	0	0	.352
May 04	at Kentucky	*2b	5	0	2	1	0	0	0	0	0	0	0	0	0	0	2	1	3	0	.354
May 05	at Kentucky	*2b	5	3	3	1	1	0	1	0	0	0	0	0	0	0	1	1	3	0	.362
May 10	MISSISSIPPI STA	*2b	4	0	0	0	0	0	0	0	0	0	0	0	0	0	1	1	1	0	.353
May 11	MISSISSIPPI STA	*2b	5	1	1	2	0	0	1	0	0	0	0	0	0	0	0	1	3	0	.348
May 12	MISSISSIPPI STA	*2b	4	0	0	0	0	0	0	0	0	0	0	0	0	0	0	6	2	0	.339
Totals		40gs	165	33	56	37	10	0	9	16	2	3	4	0	4	0	32	54	80	0	.339

On base pct. .402 • Slugging pct. .564

#25 Brady Tygart - 8 games (All games)

Date	Opponent	Pos	AB	R	H	RBI	2B	3B	HR	BB	SB	CS	HBP	SAC	SF	GDP	K	PO	A	E	Avg
Feb 24	vs Oklahoma State	*p	0	0	0	0	0	0	0	0	0	0	0	0	0	0	0	0	2	0	.000
Mar 02	MURRAY STATE	*p	0	0	0	0	0	0	0	0	0	0	0	0	0	0	0	0	1	0	.000
Mar 22	at Auburn	*p	0	0	0	0	0	0	0	0	0	0	0	0	0	0	0	0	2	0	.000
Apr 06	OLE MISS	*p	0	0	0	0	0	0	0	0	0	0	0	0	0	0	0	2	0	0	.000
Apr 14	at Alabama	*p	0	0	0	0	0	0	0	0	0	0	0	0	0	0	0	1	0	0	.000
Apr 20	at South Carolina-2	*p	0	0	0	0	0	0	0	0	0	0	0	0	0	0	0	0	2	0	.000
Apr 27	FLORIDA-1	*p	0	0	0	0	0	0	0	0	0	0	0	0	0	0	0	1	0	0	.000
May 04	at Kentucky	*p	0	0	0	0	0	0	0	0	0	0	0	0	0	0	0	1	0	0	.000
Totals		8gs	0	0	0	0	0	0	0	0	0	0	0	0	0	0	0	5	7	0	.000

On base pct. .000 • Slugging pct. .000



# INDIVIDUAL GAME-BY-GAME

## #25 Brady Tygart - 13 appearances (All games)

Date	Opponent	GS	IP	H	R	ER	BB	SO	2B	3B	HR	WP	BK	HBP	IBB	Score	W-L	Sv	ERA	NP	
Feb 17	JAMES MADISON	*	5.0	2	1	1	2	4	0	0	0	0	0	0	3	0	15-5	1-0	0	1.80	78
Feb 24	vs Oklahoma State	*	6.0	3	0	0	2	6	0	0	0	0	0	1	0	1-2	1-0	0	0.82	78	
Mar 02	MURRAY STATE	*	5.0	3	1	1	1	10	0	0	1	0	0	0	0	11-1	2-0	0	1.12	76	
Mar 09	MCNEESE-2	*	4.0	3	0	0	2	8	0	0	0	0	0	3	0	11-1	3-0	0	0.90	88	
Mar 16	MISSOURI	*	4.2	1	0	0	4	7	0	0	0	0	0	2	0	6-0	3-0	0	0.73	87	
Mar 22	at Auburn	*	3.2	3	3	3	5	4	1	0	0	1	1	0	0	6-5	3-0	0	1.59	76	
Mar 30	LSU	*	4.0	5	4	4	0	3	0	0	3	0	0	1	0	7-5	3-0	0	2.51	68	
Apr 06	OLE MISS	*	4.1	4	2	2	3	7	0	0	0	0	0	0	0	7-4	3-0	0	2.70	82	
Apr 14	at Alabama	*	5.0	5	1	1	2	3	0	0	0	2	0	1	0	0-5	3-1	0	2.59	87	
Apr 20	at South Carolina-2	*	6.0	4	2	2	2	6	3	0	0	1	0	1	0	9-6	4-1	0	2.64	85	
Apr 27	FLORIDA-1	*	6.0	3	2	2	4	6	0	0	0	1	0	1	1	6-5	4-1	0	2.68	96	
May 04	at Kentucky	*	3.0	6	5	5	3	2	3	0	0	0	0	1	0	3-11	4-2	0	3.34	66	
May 11	MISSISSIPPI STA	*	1.2	3	4	4	5	2	0	0	1	1	0	0	0	5-8	4-3	0	3.86	54	
Totals		13	58.1	45	25	25	35	68	7	0	5	6	1	14	1	87-58	4-3	0	3.86	-	

## #4 Jack Wagner - 17 games (All games)

Date	Opponent	Pos	AB	R	H	RBI	2B	3B	HR	BB	SB	CS	HBP	SAC	SF	GDP	K	PO	A	E	Avg	
Feb 16	JAMES MADISON	*dh	3	1	1	0	1	0	0	1	1	0	0	0	0	0	0	0	0	0	0	.333
Feb 18	JAMES MADISON	*1b	3	0	1	1	0	0	0	0	0	0	1	0	0	1	0	6	0	1	.333	
Feb 24	vs Oklahoma State	1b	1	0	0	0	0	0	0	0	0	0	0	0	0	0	1	1	0	0	.286	
Feb 27	GRAMBLING	ph/1	2	1	1	1	1	0	0	1	0	0	0	0	0	0	0	1	1	0	.333	
Mar 03	MURRAY STATE	*1b	4	0	1	0	0	0	0	0	0	0	0	0	0	0	0	1	1	0	.308	
Mar 26	LITTLE ROCK	*dh	3	1	1	2	0	0	1	0	0	0	0	0	1	0	0	0	0	0	.312	
Mar 28	LSU	*dh	4	1	1	1	0	0	1	1	0	0	0	0	0	0	2	0	0	0	.300	
Apr 02	ARKANSAS STAT	ph/1	1	0	0	0	0	0	0	0	0	0	0	0	0	0	1	1	0	0	.286	
Apr 05	OLE MISS	*dh	2	0	0	0	0	0	0	0	0	0	0	0	0	0	2	0	0	0	.261	
Apr 10	SAN JOSE STATE	*dh	4	2	2	1	0	0	1	1	0	0	0	0	0	0	0	0	0	0	.296	
Apr 16	TEXAS TECH	*dh	2	1	2	1	0	0	0	1	0	0	1	0	0	0	0	0	0	0	.345	
Apr 17	TEXAS TECH	*dh	2	0	0	1	0	0	0	1	0	0	0	0	1	0	1	0	0	0	.323	
Apr 19	at South Carolina	*dh	2	0	0	1	0	0	0	0	0	0	0	0	1	0	1	0	0	0	.303	
Apr 20	at South Carolina-1	ph/d	2	0	1	0	0	0	0	0	0	0	0	0	0	0	0	0	0	0	.314	
Apr 20	at South Carolina-2	*dh	4	1	0	1	0	0	0	0	0	0	0	0	0	0	0	0	0	0	.282	
Apr 27	FLORIDA-1	*dh	2	0	0	0	0	0	0	0	0	0	0	0	0	0	1	0	0	0	.268	
Apr 30	MISSOURI STATE	*1b	4	1	1	1	0	0	0	0	0	0	0	0	0	0	1	2	1	0	.267	
Totals		13gs	45	9	12	11	2	0	3	6	1	0	2	0	3	1	11	12	2	2	.267	

On base pct. .357 • Slugging pct. .511



#8 Hudson White - 38 games (All games)

Date	Opponent	Pos	AB	R	H	RBI	2B	3B	HR	BB	SB	CS	HBP	SAC	SF	GDP	K	PO	A	E	Avg
Feb 16	JAMES MADISON	*c	3	1	1	1	0	0	1	1	0	0	0	0	0	0	1	13	0	0	.333
Feb 17	JAMES MADISON	*dh	4	2	2	2	2	0	0	2	0	0	0	0	0	0	0	0	0	0	.429
Feb 18	JAMES MADISON	*c	3	0	1	0	1	0	0	2	0	0	0	0	0	0	1	15	2	0	.400
Feb 19	JAMES MADISON	*dh	4	2	1	0	1	0	0	0	0	0	0	0	0	0	0	0	0	0	.357
Feb 23	vs Oregon State	*c	4	0	0	0	0	0	0	0	0	0	0	0	0	0	3	23	0	0	.278
Feb 24	vs Oklahoma State	*dh	6	0	0	0	0	0	0	1	0	0	0	0	0	0	0	0	0	0	.208
Feb 27	GRAMBLING	*dh	3	1	1	2	0	0	0	0	0	0	0	0	0	0	0	0	0	0	.222
Mar 01	MURRAY STATE	*c	4	0	0	0	0	0	0	0	0	0	0	0	0	0	0	19	1	0	.194
Mar 03	MURRAY STATE	*c	3	1	1	0	0	0	0	0	0	0	0	0	0	0	1	16	1	0	.206
Mar 05	UCA	ph/c	1	0	0	1	0	0	0	0	0	0	0	0	1	0	1	1	0	0	.200
Mar 09	MCNEESE-1	*c	4	0	2	1	1	0	0	0	0	0	0	0	0	1	0	14	1	0	.231
Mar 10	MCNEESE	*c	1	2	0	1	0	0	0	2	0	0	1	0	0	0	1	8	0	0	.225
Mar 15	MISSOURI	*c	4	0	1	0	0	0	0	0	0	0	0	0	0	0	1	12	1	0	.227
Mar 17	MISSOURI	*c	3	1	1	1	1	0	0	0	0	0	1	0	0	0	0	13	1	0	.234
Mar 21	at Auburn	*c	4	0	3	0	0	0	0	0	0	1	0	0	0	0	0	17	0	0	.275
Mar 22	at Auburn	*dh	4	0	0	0	0	0	0	0	0	0	0	0	0	0	2	0	0	0	.255
Mar 23	at Auburn	*c	4	1	1	0	0	0	0	0	0	0	1	0	0	0	1	6	0	1	.254
Mar 28	LSU	*c	3	1	1	0	0	0	0	2	0	0	0	0	0	0	1	18	1	0	.258
Mar 29	LSU	*c	5	0	2	1	1	0	0	0	0	0	0	0	0	0	1	13	0	0	.269
Mar 30	LSU	*dh	4	0	1	0	0	0	0	0	0	0	0	0	0	0	0	0	0	0	.268
Apr 04	OLE MISS	*c	4	0	0	0	0	0	0	0	0	0	0	0	0	0	0	16	0	0	.253
Apr 06	OLE MISS	*c	3	1	1	0	0	0	0	1	0	0	0	0	0	0	0	15	0	0	.256
Apr 12	at Alabama	*c	3	0	1	1	0	0	0	0	0	0	1	0	0	0	0	9	1	0	.259
Apr 13	at Alabama	*c	4	0	0	0	0	0	0	0	0	0	0	0	0	0	2	7	2	0	.247
Apr 16	TEXAS TECH	*c	4	0	1	1	1	0	0	0	0	0	0	0	0	1	0	15	1	0	.247
Apr 19	at South Carolina	*c	3	0	1	0	0	0	0	1	0	0	0	0	0	0	1	16	0	0	.250
Apr 20	at South Carolina-1	*c	4	0	1	0	0	0	0	0	0	0	0	0	0	0	0	9	0	0	.250
Apr 20	at South Carolina-2	c	0	0	0	0	0	0	0	0	0	0	0	0	0	0	0	3	0	0	.250
Apr 23	vs UAPB	*dh	3	1	0	0	0	0	0	1	0	0	0	0	0	0	1	0	0	0	.242
Apr 26	FLORIDA	*c	3	0	0	0	0	0	0	0	0	0	0	0	0	0	1	15	0	0	.235
Apr 27	FLORIDA-1	pr/c	1	1	1	0	0	0	0	0	0	0	0	0	0	0	0	4	0	0	.243
Apr 30	MISSOURI STATE	*c	4	1	1	1	1	0	0	0	0	0	0	0	0	0	1	15	1	1	.243
May 03	at Kentucky	*c	4	2	2	1	1	0	0	1	0	0	0	0	0	0	0	16	1	0	.252
May 04	at Kentucky	*c	3	2	1	2	0	0	1	1	0	0	0	0	0	0	1	9	0	0	.254
May 05	at Kentucky	*c	3	1	2	0	0	0	0	1	0	0	0	0	0	0	0	4	0	0	.265
May 10	MISSISSIPPI STA	*c	4	1	2	4	0	0	1	0	0	0	0	0	0	0	0	15	1	0	.273
May 11	MISSISSIPPI STA	*c	4	1	2	0	0	0	0	0	0	0	0	0	0	0	0	10	1	0	.280
May 12	MISSISSIPPI STA	*c	4	1	1	2	0	0	1	0	0	0	0	0	0	0	1	8	1	0	.279
Totals		35gs	129	24	36	22	10	0	4	16	0	1	4	0	1	2	22	374	17	2	.279

On base pct. .373 • Slugging pct. .450



# INDIVIDUAL GAME-BY-GAME

## #1 Ty Wilksmeyer - 40 games (All games)

Date	Opponent	Pos	AB	R	H	RBI	2B	3B	HR	BB	SB	CS	HBP	SAC	SF	GDP	K	PO	A	E	Avg	
Feb 16	JAMES MADISON	*of	4	0	1	0	0	0	0	0	0	0	0	0	0	0	2	0	0	0	.250	
Feb 17	JAMES MADISON	*of	5	2	3	5	0	0	1	0	0	0	0	0	0	0	0	5	0	0	.444	
Feb 18	JAMES MADISON	*of	3	0	1	0	0	0	0	1	0	1	0	0	0	0	1	3	0	0	.417	
Feb 19	JAMES MADISON	*of	3	1	0	0	0	0	0	1	0	0	0	0	0	1	0	2	0	0	.333	
Feb 23	vs Oregon State	*of	4	0	1	0	0	0	0	0	0	0	0	0	0	0	2	0	0	0	.316	
Feb 24	vs Oklahoma State	*of	4	0	1	0	0	0	0	1	1	0	0	1	0	0	0	1	0	0	.304	
Feb 25	vs Michigan	*of	3	0	0	0	0	0	0	0	0	0	1	0	0	0	2	1	0	0	.269	
Mar 01	MURRAY STATE	*of	3	0	0	0	0	0	0	0	0	0	0	0	0	0	1	1	0	0	.241	
Mar 05	UCA	pr/of	0	0	0	0	0	0	0	1	0	0	0	0	0	0	0	0	0	0	.241	
Mar 09	MCNEESE-1	*of	2	0	0	0	0	0	0	0	0	0	0	0	0	0	2	1	0	0	.226	
Mar 10	MCNEESE	*of	3	2	2	2	0	0	0	1	0	0	0	0	0	0	0	2	0	0	.265	
Mar 12	ORAL ROBERTS	*of	2	1	0	0	0	0	0	1	0	0	0	1	0	0	1	2	0	0	.250	
Mar 15	MISSOURI	*of	4	0	0	0	0	0	0	0	0	0	0	0	0	0	2	2	0	0	.225	
Mar 16	MISSOURI	pr/of	1	1	0	0	0	0	0	0	0	0	0	0	0	0	0	1	0	0	.220	
Mar 17	MISSOURI	*of	2	2	1	0	0	0	0	1	0	0	1	0	0	0	0	0	0	0	.233	
Mar 21	at Auburn	*of	4	0	1	0	0	0	0	0	0	0	0	0	0	0	0	1	0	0	.234	
Mar 22	at Auburn	*of	4	0	2	0	0	0	0	0	0	0	0	0	0	0	1	1	0	0	.255	
Mar 23	at Auburn	*of	4	0	0	0	0	0	0	0	0	0	0	0	0	0	1	4	1	0	.236	
Mar 28	LSU	*of	3	1	2	1	0	0	0	1	0	0	0	0	0	0	0	1	0	0	.259	
Mar 29	LSU	*of	4	1	1	1	1	0	0	0	0	0	0	0	0	0	3	2	0	0	.258	
Mar 30	LSU	*of	4	1	1	3	0	0	0	0	0	0	0	0	0	1	0	2	0	0	.258	
Apr 04	OLE MISS	*of	3	0	0	0	0	0	0	0	0	0	0	0	0	0	1	1	0	0	.246	
Apr 05	OLE MISS	*of	3	0	0	0	0	0	0	1	0	0	0	0	0	0	2	4	1	0	.236	
Apr 06	OLE MISS	*of	4	0	1	0	0	0	0	0	0	0	0	0	0	0	0	3	0	0	.237	
Apr 09	SAN JOSE STATE	of	0	0	0	0	0	0	0	0	0	0	0	0	0	0	0	0	0	0	.237	
Apr 12	at Alabama	*of	4	0	0	0	0	0	0	0	0	0	0	0	0	0	2	3	0	0	.225	
Apr 13	at Alabama	*of	4	0	0	0	0	0	0	0	0	0	0	0	0	0	0	4	0	0	.214	
Apr 14	at Alabama	*of	2	0	0	0	0	0	0	0	0	0	0	0	0	0	1	1	0	0	.209	
Apr 16	TEXAS TECH	pr/of	0	1	0	0	0	0	0	0	0	0	0	0	0	0	0	1	0	0	.209	
Apr 17	TEXAS TECH	pr/of	0	0	0	0	0	0	0	0	0	0	0	0	0	0	0	0	0	0	.209	
Apr 19	at South Carolina	*of	1	0	0	0	0	0	0	1	0	0	0	0	0	0	1	1	0	0	.207	
Apr 20	at South Carolina-2	of	1	0	0	0	0	0	0	0	0	0	0	0	0	0	0	1	0	0	.205	
Apr 23	vs UAPB	*of	1	1	0	0	0	0	0	0	1	0	1	0	0	0	1	1	0	0	.202	
Apr 26	FLORIDA	*of	1	1	0	0	0	0	0	1	0	0	1	0	0	0	0	3	0	0	.200	
Apr 27	FLORIDA-1	*of	2	0	0	0	0	0	0	0	0	0	0	0	0	0	1	0	0	0	.196	
Apr 30	MISSOURI STATE	of	0	0	0	0	0	0	0	0	0	0	0	0	0	0	0	0	0	0	.196	
May 01	MISSOURI STATE	*of	3	0	0	0	0	0	0	0	0	0	0	0	0	0	1	6	0	0	.189	
May 03	at Kentucky	*of	2	0	0	0	0	0	0	0	0	0	0	0	0	0	1	0	0	0	.186	
May 10	MISSISSIPPI STA	*of	3	0	0	0	0	0	0	0	0	0	0	0	0	0	1	2	0	0	.180	
May 12	MISSISSIPPI STA	of	0	0	0	0	0	0	0	0	0	0	0	0	0	0	0	0	0	0	.180	
Totals			32gs	100	15	18	12	1	0	1	11	2	1	4	2	0	2	30	63	2	0	.180

On base pct. .287 • Slugging pct. .220

## #45 Gage Wood - 4 games (All games)

Date	Opponent	Pos	AB	R	H	RBI	2B	3B	HR	BB	SB	CS	HBP	SAC	SF	GDP	K	PO	A	E	Avg
Feb 27	GRAMBLING	p	0	0	0	0	0	0	0	0	0	0	0	0	0	0	0	1	0	0	.000
Mar 10	MCNEESE	p	0	0	0	0	0	0	0	0	0	0	0	0	0	0	0	2	1	0	.000
Apr 30	MISSOURI STATE	*p	0	0	0	0	0	0	0	0	0	0	0	0	0	0	0	1	0	0	.000
May 12	MISSISSIPPI STA	p	0	0	0	0	0	0	0	0	0	0	0	0	0	0	0	1	0	0	.000
Totals			1gs	0	0	0	0	0	0	0	0	0	0	0	0	0	0	5	1	0	.000

On base pct. .000 • Slugging pct. .000



#45 Gage Wood - 19 appearances (All games)

Date	Opponent	GS	IP	H	R	ER	BB	SO	2B	3B	HR	WP	BK	HBP	IBB	Score	W-L	Sv	ERA	NP
Feb 16	JAMES MADISON		2.1	1	0	0	0	4	0	0	0	0	0	0	0	6-4	0-0	1	0.00	36
Feb 23	vs Oregon State		1.0	2	1	1	0	1	0	0	1	0	0	0	0	5-4	1-0	1	2.70	16
Feb 27	GRAMBLING		1.0	0	0	0	0	2	0	0	0	0	0	0	0	21-1	1-0	1	2.08	21
Mar 03	MURRAY STATE		0.1	3	1	1	0	1	0	0	0	0	0	0	0	5-3	1-0	1	3.86	23
Mar 05	UCA		1.0	0	0	0	1	1	0	0	0	0	0	0	0	9-7	1-0	1	3.18	14
Mar 10	MCNEESE		2.1	3	1	1	0	3	0	1	0	0	0	0	0	18-5	2-0	1	3.38	33
Mar 17	MISSOURI		1.0	0	0	0	1	1	0	0	0	0	0	0	0	9-1	2-0	1	3.00	16
Mar 22	at Auburn		0.2	2	0	0	0	2	1	0	0	0	0	1	0	6-5	2-0	1	2.79	23
Apr 02	ARKANSAS STAT		1.0	0	0	0	0	2	0	0	0	0	0	0	0	13-0	2-0	1	2.53	11
Apr 05	OLE MISS		2.0	0	0	0	1	5	0	0	0	0	0	0	0	8-3	2-0	1	2.13	33
Apr 09	SAN JOSE STATE		1.0	0	0	0	0	1	0	0	0	0	0	0	0	5-1	2-0	1	1.98	10
Apr 13	at Alabama		1.0	1	1	0	0	1	1	0	0	0	0	2	0	3-4	2-1	1	1.84	18
Apr 16	TEXAS TECH		2.1	2	1	1	0	4	1	0	0	0	0	0	0	9-8	2-1	1	2.12	34
Apr 20	at South Carolina-2		1.0	1	1	1	0	1	1	0	0	0	0	0	0	9-6	2-1	1	2.50	23
Apr 27	FLORIDA-1		0.1	2	1	0	1	1	0	0	0	0	0	0	1	6-5	2-1	1	2.45	12
Apr 30	MISSOURI STATE	*	3.0	1	0	0	0	4	0	0	0	0	0	0	0	12-7	3-1	1	2.11	43
May 04	at Kentucky		4.1	3	3	3	2	6	1	0	0	0	0	1	0	3-11	3-1	1	2.81	79
May 10	MISSISSIPPI STA		1.0	0	0	0	0	1	0	0	0	0	0	0	0	7-5	3-1	2	2.70	12
May 12	MISSISSIPPI STA		3.0	4	2	2	1	3	1	0	1	0	0	1	0	9-6	3-1	2	3.03	53
Totals		1	29.2	25	12	10	7	44	6	1	2	0	0	5	1	163-86	3-1	2	3.03	-



# 2024 SCHEDULE / RESULTS

	Opponent	Score	Winning Pitcher	Losing Pitcher	Save	Attendance	Time
<b>FEB.</b>							
16	James Madison	W, 6-4	McEntire (1-0)	Mozoki (0-1)	Wood (1)	9,432	2:33
17	James Madison	W, 15-5 (8)	Tygart (1-0)	Kuhle (0-1)	Frank (1)	10,096	2:59
18	James Madison	L, 7-3	Vogatsky (1-0)	Gaeckle (0-1)		9,134	3:19
19	James Madison	W, 4-0	Fisher (1-0)	Smith (0-1)		8,648	2:08
23	vs. #7 Oregon State ^	W, 5-4	Wood (1-0)	Hutcheson (0-1)	Faherty (1)	13,038	2:39
24	vs. Oklahoma State ^	L, 2-1 (14)	Molsky (1-0)	Fisher (1-1)		16,271	4:02
25	vs. Michigan ^	W, 4-3	Molina (1-0)	Vigue (0-1)	Frank (2)	7,459	2:42
27	Grambling	W, 21-1 (7)	Fisher (2-1)	Peguero (0-2)		8,913	2:34
<b>MARCH</b>							
1	Murray State	W, 5-1	Smith, H. (1-0)	Vernon (1-1)	Gaeckle (1)	9,215	2:18
2	Murray State	W, 11-1 (8)	Tygart (2-0)	Valero (1-2)		11,048	2:35
3	Murray State	W, 5-3	Molina (2-0)	Fender (0-1)	McEntire (1)	9,396	2:53
5	UCA	W, 9-7	Fisher (3-1)	Parlin (0-2)	Gaeckle (2)	8,948	2:42
9	McNeese State [DH-1]	W, 3-1	Smith, H. (2-0)	LeJeune (2-1)	Gaeckle (3)	11,031	2:42
9	McNeese State [DH-2]	W, 11-1 (8)	Tygart (3-0)	Voss (0-3)	Frank (3)	11,031	2:44
10	McNeese State	W, 18-5 (7)	Wood (2-0)	Morrow (3-1)		9,296	2:41
12	Oral Roberts	W, 4-2	Fisher (4-1)	Sanford (1-2)	Gaeckle (4)	9,401	2:37
15	Missouri *	W, 8-0	Smith, H. (3-0)	Lunceford (1-1)		10,109	2:27
16	Missouri *	W, 6-0	McEntire (2-0)	Mayer (0-4)		10,434	2:26
17	Missouri *	W, 9-1	Molina (3-0)	Rustad (3-2)		9,867	2:39
21	at #23 Auburn *	W, 1-0	Smith, H. (4-0)	McBride (3-1)	Gaeckle (5)	4,410	2:34
22	at #23 Auburn *	W, 6-5	Dossett (2-0)	Armstrong (0-1)	McEntire (2)	4,006	3:45
23	at #23 Auburn *	L, 8-6	Carlson (2-0)	Gaeckle (0-2)	Cannon (1)	5,087	2:57
26	Little Rock	W, 11-0 (7)	Bybee (1-0)	Stubber (4-1)		8,537	2:18
28	#8 LSU *	W, 7-4	Smith, H. (5-0)	Ulloa (0-1)	Hewlett (1)	11,027	3:18
29	#8 LSU *	W, 4-3 (10)	Hewlett (1-0)	Hurd (1-4)		11,156	3:16
30	#8 LSU *	W, 7-5	Frank (1-0)	Ackenhausen (2-3)	McEntire (3)	10,924	2:51
<b>APRIL</b>							
2	Arkansas State	W, 13-0 (7)	Fisher (5-1)	Turner (1-2)		8,988	2:17
4	Ole Miss *	W, 5-2	Smith, H. (6-0)	Maddox (2-3)	Hewlett (2)	10,231	2:29
5	Ole Miss *	W, 8-3	Frank (2-0)	Doyle (2-2)		11,234	3:13
6	Ole Miss *	W, 7-4	Gaeckle (1-2)	Spencer (0-2)	McEntire (4)	11,184	3:29
9	San Jose State *	W, 5-1	Bybee (2-0)	Chase (1-1)		8,931	2:25
10	San Jose State *	W, 8-2	Fisher (6-1)	Albanese (1-1)		8,617	2:36
12	at #25 Alabama *	W, 5-3	Smith, H. (7-0)	Hess (3-3)	Gaeckle (6)	5,524	2:54
13	at #25 Alabama *	L, 4-3 (10)	Davis (3-1)	Wood (2-1)		5,800	2:55
14	at #25 Alabama *	L, 5-0	Adams (3-2)	Tygart (3-1)		3,959	2:15
16	Texas Tech	W, 9-8	Gaeckle (2-2)	Hutyra (4-1)		9,770	3:39
17	Texas Tech	W, 5-4	Dossett (2-0)	Bridges (0-1)	Hewlett (3)	9,645	2:51
19	at #20 South Carolina *	W, 2-1	Smith, H. (8-0)	Good (4-1)	Hewlett (4)	8,242	3:19
20	at #20 South Carolina * [DH-1]	L, 6-3	Becker (5-2)	Molina (3-1)	McCreery (1)	7,207	3:09
20	at #20 South Carolina * [DH-2]	W, 9-6	Tygart (4-1)	Eskew (2-3)		6,719	2:54
23	vs. UAPB @	W, 11-1 (7)	Dossett (3-0)	McClendon (1-7)		9,293	2:07
26	Florida *	W, 2-1	Gaeckle (3-2)	McNeillie (3-6)		10,551	2:29
27	Florida * [DH-1]	W, 6-5	McEntire (3-0)	Slater (3-2)	Foutch (1)	11,160	3:07
27	Florida * [DH-2]	L, 9-5	Clemente (2-0)	Bybee (2-1)		11,160	2:59
30	Missouri State	W, 12-7	Wood (3-1)	Beaver (2-3)		9,890	3:10
<b>MAY</b>							
1	Missouri State	W, 8-5	Carter (1-0)	Metz (1-3)	Frank (4)	9,815	3:05
3	at #8 Kentucky *	W, 10-3	Smith, H. (9-0)	Pooser (3-1)		4,742	3:19
4	at #8 Kentucky *	L, 11-3	Niman (8-3)	Tygart (4-2)		4,015	3:03
5	at #8 Kentucky *	L, 7-4	Moore (8-1)	Molina (3-2)	Hummel (6)	6,024	2:51
10	#14 Mississippi State *	W, 7-5	McEntire (4-0)	Hardin (3-1)	Wood (2)	10,891	2:58
11	#14 Mississippi State *	L, 8-5	Schuelke (3-2)	Tygart (4-3)	Davis (3)	10,963	3:23
12	#14 Mississippi State *	W, 9-6	McEntire (5-0)	Schuelke (3-3)	Gaeckle (7)	10,410	2:58
16	at #5 Texas A&M *						
17	at #5 Texas A&M *						
18	at #5 Texas A&M *						

\* SEC opponent / ^ Kubota College Baseball Series (Globe Life Field in Arlington, Texas) / @ Game played at Dickey-Stephens Park in North Little Rock, Ark.