

2024 SCHEDULE & RESULTS

OVERALL: 32-24

Big 12: 15-15 | Non-Conference: 17-9
Home: 20-7 | Away: 9-14 | Neutral: 3-3
Last 10 Games: 5-5 | Streak: L1

FEBRUARY (4-3)	RESULT/TIME (CT)
16 vs. Cal*	L, 3-6
17 vs. Boston College^	W, 6-4
18 vs. Georgetown^	W, 7-6
20 Arizona State	L, 6-9
23 Holy Cross	W, 17-11
24 Holy Cross	L, 10-13 (10)
25 Holy Cross	W, 5-4

MARCH (14-5)	RESULT/TIME (CT)
1 UMass Lowell	W, 10-1
2 UMass Lowell	W, 17-3
3 UMass Lowell	W, 10-1
5 at #7 Tennessee	L, 5-15
6 at #9 Clemson	L, 3-8
8 Cincinnati*	W, 4-0
9 Cincinnati*	L, 7-11
10 Cincinnati*	W, 14-13 (12)
13 South Dakota State	W, 16-5
15 Missouri State	W, 7-3
16 Missouri State	W, 12-6
17 Missouri State	W, 11-3
19 at Wichita State	W, 8-6
22 at Houston*	W, 5-3
23 at Houston*	W, 6-5
24 at Houston*	W, 9-3
26 Nebraska	CANCELED
28 Texas*	W, 14-6
29 Texas*	L, 11-21
30 Texas*	L, 3-6

APRIL (8-9)	RESULT/TIME (CT)
3 at Missouri State	W, 8-4
5 at #25 UCF*	L, 4-7
6 at #25 UCF*	W, 4-3
7 at #25 UCF*	L, 1-6
10 Wichita State	W, 6-3
12 at Oklahoma*	L, 5-12
13 at Oklahoma*	L, 4-11
14 at Oklahoma*	L, 7-8
16 at UCONN	L, 4-0
17 at Northeastern	W, 9-8 (11)
19 #15 Oklahoma State*	W, 6-5 (12)
20 #15 Oklahoma State*	W, 7-2
21 #15 Oklahoma State*	L, 4-6
23 Omaha	W, 6-4
26 at TCU*	L, 0-12
27 at TCU* (DH)	L, 4-7
27 at TCU* (DH)	W, 6-3

MAY (6-7)	RESULT/TIME (CT)
1 at Nebraska	L, 0-8
3 KU*	W, 3-2
4 KU*	L, 0-4
5 KU*	W, 4-2
10 at West Virginia*	W, 4-3
11 at West Virginia*	L, 0-13
12 at West Virginia*	L, 5-12
14 South Dakota State	CANCELED
16 BYU*	W, 7-6 (12)
17 BYU*	W, 2-1
18 BYU*	L, 8-12 (10)

JUNE (0-0)	RESULT/TIME (CT)
1 vs. TBA>	TBA

Feb: 4-3 | H: 2-1 // A: 0-1 // N: 2-1
March: 14-5 | H: 10-3 // A: 4-2 // Big 12: 6-3
April: 8-9 | H: 4-1 // A: 4-8 // Big 12: 4-8
May: 6-7 | H: 4-2 // A: 1-3 // N: 1-2 // Big 12: 5-4
June: 0-0 | N: 0-0

GAMES 57: NCAA FAYETTEVILLE REGIONAL | MAY 31-JUNE 3 | FAYETTEVILLE, ARK.

(3) K-STATE WILDCATS

Head Coach.....Pete Hughes (Davidson, '90)
Career Record.....817-632-3 (27th season)
School Record.....165-140 (6th season)

Record.....32-24 (15-15 Big 12)
H/A/N.....20-7-9/14/3-3
Last 10.....5-5
Current Streak.....L1

(1) ARKANSAS RAZORBACKS

Head Coach.....Dave Van Horn (Arkansas, '88)
Career Record.....1,253-623 (31st season)
School Record.....882-455 (22nd season)

Record.....43-14 (20-10 SEC)
H/A/N.....33-3/7-8/3-3
Last 10.....3-7
Current Streak.....L3

(2) LOUISIANA TECH BULLDOGS

Head Coach.....Lane Burroughs (Miss. College, '95)
Career Record.....391-272 (12th season)
School Record.....278-159 (8th season)

Record.....45-17 (18-6 CUSA)
H/A/N.....30-7/12-10/3-0
Last 10.....8-2
Current Streak.....L1

(4) SEMO REDHAWKS

Head Coach.....Andy Sawyers (Nebraska, '98)
Career Record.....215-195 (8th season)
School Record.....same

Record.....34-25 (18-9 OVC)
H/A/N.....16-12/15-12/3-1
Last 10.....8-2
Current Streak.....W1

PROBABLE STARTING ROTATION

Friday: LHP Owen Boerema (1-0) v. LHP Luke Nichols

STATISTICAL COMPARISON

	TEAM STATS	A	LA TECH	SEMO
.271	AVG	.268	.299	.292
.377	OBP	.380	.395	.398
.426	SLG	.442	.478	.505
353	R	375	458	457
522	H	500	656	591
92	2B	87	115	103
15	3B	3	7	15
59	HR	77	88	100
321	RBI	345	418	431
304	BB	289	272	289
468	K	437	421	483
127-150	SB-ATT	42-52	30-40	48-72

	ERA	3.66	4.99	5.72
502.2	IP	498.2	550.0	514.2
550	K	670	604	438
215	BB	212	247	221
.262	AVG	.216	.252	.277
.973	FLD%	.981	.981	.972

INSIDE THE SERIES

GAME 57
K-STATE vs. LOUISIANA TECH
NCAA Fayetteville Regional (Hosted by Arkansas)
Friday, May 31 | 7 p.m. CT
Baum-Walker Stadium (10,700)
Watch: ESPN+ | Jay Walker & Derek Jones
Radio: K-State Sports Network | Brian Smoller & Matt Walters
Listen: KStateSports.com/watch
Live Stats: KStateSports.com

SERIES HISTORY
K-STATE vs. ARKANSAS
All-Time.....Arkansas leads, 30-19
K-State at Home.....2-0
K-State on the Road.....16-28
K-State at Neutral Site.....1-2
Last Meeting.....April 25, 2017 (L, 5-6 (10))
Last 10 in Series.....3-7
Current Streak.....L1
Hughes (at K-State) vs.....First Meeting

K-STATE vs. LOUISIANA TECH
All-Time.....K-State leads, 3-1
K-State at Home.....0-0
K-State on the Road.....1-1
K-State at Neutral Site.....2-0
Last Meeting.....March 6, 2004 (W, 7-4)
Last 10 in Series.....3-1
Current Streak.....W3
Hughes (at K-State) vs.....First Meeting

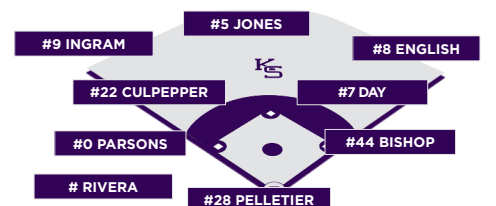
K-STATE vs. SEMO
All-Time.....K-State leads, 3-1
K-State at Home.....3-0
K-State on the Road.....0-1
K-State at Neutral Site.....0-0
Last Meeting.....May 7, 2023 (W, 10-0 (7))
Last 10 in Series.....3-1
Current Streak.....W3
Hughes (at K-State) vs.....3-0

STADIUM INFO
Field.....Baum-Walker Stadium
Location.....Fayetteville, Ark.
Capacity/Dimensions.....10,700/320-375-400-365-320
Surface.....Natural

WHAT'S INSIDE

Noteworthy/Quick Facts.....	2-3
Roster.....	4
Head Coach Pete Hughes.....	5-6
Tointon Family Stadium.....	7
Around the Big 12.....	8
Lineups.....	9-10
Game-By-Game.....	11-12
Last Time/Game Highs.....	13
Team Records/Regional Records.....	14-15
Homerun Breakdown.....	16
Hitting Stats.....	17
Misc Stats.....	18
Pitching Stats.....	19
Stater & Bullpen Stats/Season Class Records.....	20
Game-By-Game Results.....	21
Overall Stats.....	22
Big 12 Stats.....	23
Home Stats.....	24
Road/Neutral Stats.....	25
Last 5 Games.....	26
Last 10 Games.....	27
Last Series.....	28
Probable Pitching Starters.....	29-32
Pitchers.....	33-43
Hitters.....	44-51
TV/Radio Roster.....	52

PROBABLE STARTERS



* MLB Desert Invitational | * Big 12 | | 2024 Phillips 66 Big 12 Baseball Championship at Globe Life Field | > NCAA Regional at Baum-Walker Stadium | Home games in **BOLD** | All times central

K-STATE QUICK FACTS

UNIVERSITY INFORMATION

Location.....Manhattan, Kan.
 Founded.....1863
 Enrollment.....20,229
 President.....Richard Linton
 Director of Athletics.....Gene Taylor
 Faculty Representative.....Dr. Be Stoney
 SWA.....Jill Shields
 Ticket Office Phone.....800-221-CATS
 Nickname.....Wildcats
 Colors.....Purple and White
 Affiliation.....NCAA Division I
 Conference.....Big 12
 Website.....K-StateSports.com

PROGRAM HISTORY

Year of Baseball.....124th
 First Season.....1897
 All-Time Record.....1,996-1,970-10
 All-Time Home Record.....1,263-754-3
 All-Time Tointon Record ('02).....408-217
 All-Time Big 12 Record.....252-438-3
 Big 12 Conference Tournament.....22-26
 NCAA Tournament Appearances.....5
 Last NCAA Appearance.....2013 (Super)
 NCAA Tournament Record.....7-8

TEAM INFORMATION

2023 Record.....35-24 (.593)
 2023 Big 12 Record.....13-11 (.542)
 2023 Postseason.....Big 12 Tourn. (semis)
 2023 Final Ranking.....N/A
 Conference Finish.....T-4th
 Letterwinners Returning.....18
 Letterwinners Lost.....20
 Starters Returning/Lost.....4/4
 Pitchers Returning/lost.....7/12
 Newcomers.....22 (8 Freshman, 14 Transfers)

FACILITY INFORMATION

Stadium.....Tointon Family Stadium
 Opened/Re-dedicated.....1961/2002
 Capacity.....2,344
 Dimensions.....340'-400'325'
 Playing Surface.....AstroTurf Gameday Grass
 All-Time Home Record.....1,246-747-3 (.624)
 Press Box Phone.....785-532-5801

ATHLETICS COMMUNICATIONS

Baseball Contact.....Jordyn Ballard
 Email.....jballard@kstatesports.com
 Office Phone.....785-532-7976

COACHING STAFF

Head Coach.....#19 Pete Hughes
6th season
Associate Head Coach.....#21 Austin Wates
6th season
Pitching Coach.....#42 Rudy Darrow
2nd season
Assistant Coach.....Thomas Hughes
4th season
Graduate Assistant.....Connor Berry, 1st season
Domenic DeRenzo 1st season
1st base coach
Strength Coach.....A.J. Kloss
Athletic Trainer.....Blaine Burris
Dir. of Baseball Ops.....Ryan Connolly
Dir. of Player/Program Dev......Colin Greaser

A LOOK AT K-STATE

K-State (32-24) heads into the 2024 NCAA Tournament as the No. 3 seed of the Fayetteville Regional, hosted by No. 5 national seed Arkansas, and will take on second-seeded Louisiana Tech ... The other half of the double-elimination regional is home to top-seeded Arkansas and fourth seeded SEMO ... K-State is coming off its fifth consecutive run in the Big 12 Championships, where it picked up an 8-4 win over West Virginia in the elimination round ... On the year, K-State has produced a slash line of .271/.377/.426 as a team including 92 doubles, 15 triples and 59 home runs with three starters hitting over .300 ... Brady Day's .332 average leads the Cats offense followed by Kaelen Culpepper (.316) and Jaden Parsons (.305) ... Day has driven in a team-leading 53 runs ... Culpepper, Chuck Ingram, and Raphael Pelletier each have belted nine homers this season ... K-State has stolen a league-high 127 bases this season led by 37 from Jones ... The pitching staff has struck out record-breaking 550 batters this season and boasts a 5.44 team ERA with a 2.56 strikeout-to-walk-ratio ... K-State will send lefty graduate Owen Boerema to the mound for the opening round of the regional ... With 99 strikeouts on the year, Boerema set a single-season senior-class record, breaking Jim Ripley's 2004 record of 90.

THE FAYETTEVILLE FIELD

K-State will meet No. 2 seed Louisiana Tech (45-17) in the opening round of the NCAA Tournament ... On the other half of the regional bracket, No. 5 national seed and regional host Arkansas (43-14) will take on four-seeded SEMO (34-25) at 2 p.m. Friday ... The winner of the Fayetteville Regional will play the winner of the Charlottesville Regional in the best-of-three-game super regional from June 7-9 or June 8-10. No. 12 national seed and top-seeded Virginia (41-15) hosts second-seeded Mississippi State (38-21), third-seeded St. John's (37-16-1) and fourth-seeded Pennsylvania (24-23) in Charlottesville, Va.

SCOUTING NO.5/1 ARKANSAS

The Razorbacks enter the NCAA Tournament as the No. 5 national seed and were selected to host its 11th regional ... Arkansas enters the weekend with a 43-14 overall and punched a ticket to the NCAA Tournament for the 35th time in program history ... Arkansas was one of a NCAA record-breaking 11 teams for the SEC to make this year's tournament ... The Razorbacks are hitting .268 as a team, with a .380 on-base percentage and .442 slugging percentage ... Junior Peyton Stovall leads the offense with a .349 average while Wehiwa Aloy is the only player to send out 10+ homers this year (13) ... Arkansas' enters with a regional-best 3.66 ERA led by a 1.48 from left-handed starter Hagen Smith, who has struck out 154 batters this season which second in the nation to Wake Forest's Chase Burns (184) ... In its last regional appearance, K-State defeated Arkansas, 4-3, to claim the region title an advance to the super regionals in 2013 ... Arkansas has a 30-19 advantage vs. the Cats in the all-time series, with just five games played outside of Fayetteville ... The two squads last met in Kansas City on April

25, 2017, where the Razorbacks claimed a 6-5 10-inning victory ...

SCOUTING NO. 2 LA TECH

Second-seeded Louisiana Tech (45-17) makes its 11th NCAA Tournament appearance, and third in the last four years ... The Bulldogs claimed the CUSA regular season title with an 18-6 record, while 30 of its 45 wins came at home ... La Tech last made a run in the tournament in 2022 at the Austin Regional, where they faced Dallas Baptist, Texas, and Air Force ... La Tech is slashing .299/.395/.478 as a team led by Cole McConnell's .380 average ... The senior outfielder has belted a team-leading 18 homers this season, and is one of four to send out 10+ for the Bulldogs ... With a 4.99 ERA, the pitching staff has held opponents to a .252 average with a regional-high 604 strikeouts, including 95 from right-handed reliever Sam Brodersen ... Lefty Luke Nichols (4-3, 3.74 ERA) will make his 16th start Friday night ... K-State and La Tech will meet for the fifth time in program history, with the Cats holding a 3-1 edge since the series start in 1986 ... The two squads last faced off on March 6, 2004, which led to K-State's 7-4 victory and extended its win streak to three.

SCOUTING NO. 4 SEMO

SEMO (34-25) was the only team from the Fayetteville Regional to clinch an automatic bid, after claiming its sixth Ohio Valley Conference Tournament title and third in the last four years under head coach Andy Sawyers ... The Redhawks last appearance in the NCAA Tournament was in 2022 at the Louisville Regional, going 0-2 ... SEMO has produced a slash line of .292/.398/.505 with 218 extra-base hits that includes 100 home runs and seven players hitting over .300, led by outfielder Michael Muga (.322) ... The pitching staff boasts a 5.72 ERA with an opponent average of .277 ... The Wildcats lead the all-time series 3-1 against SEMO, after sweeping the Redhawks in a three-game set last season in Manhattan.

CATS IN THE NCAA TOURNAMENT

K-State heads into its fifth overall NCAA Tournament, and first since 2013, while this marks the Cats second appearance in the Fayetteville Regional ... The Cats are 7-8 all-time in the postseason tournament, that includes a 1-2 record in the 2013 Corvallis Super Regional ... K-State hosted the 2013 Manhattan Regional after winning the Big 12 regular-season title ... The Cats went 3-0 in the regional with wins against Wichita State, Bryant and Arkansas.

FROM THE PEN

The Cats' pitching staff has combined for a record-achieving 550 strikeouts in 2024, breaking the previous record of 541 set in 2021 ... K-State has issued 215 walks, for a 2.56 strikeout-to-walk ratio which is second in the league ... Three members of the pitching staff earned All-Big 12 honors -Neighbors (Second Team), Boerema (Honorable Mention) and Wentworth (Honorable Mention) ... K-State's pitching staff is third in the Big 12 in fewest walks allowed (215), third in fewest walks per nine innings (3.85), fourth in

NUMBERS TO KNOW

127

The 2024 season now ranks third all-time in school history with 127 steals, which ranks 10th nationally.

107

With 107 strikeouts on the season, Jackson Wentworth ties second in the K-State single-season records.

99

Owen Boerema has struck out 99 batters this season, setting a new single-season senior class record.

67

Now with 67 career stolen bases, Brendan Jones is third all-time in career steals and is sixth nationally with 37 steals this season.

strikeouts per nine innings (9.8), third in total strikeouts, and third in saves (15) ...

IN THE BOOKS

With 10 strikeouts in his victory at the Big 12 Championships, Boerema set the senior-class single-season record as the lefty graduate has struck out 99 batters this season ... Wentworth 107's strikeouts this season ranks second in the single-season records - 11 behind current Major Leaguer Jordan Wicks - while Boerema's 99 strikeouts is third in the single-season records ... Boerema has compiled 194 strikeouts in his two seasons with K-State, ranking sixth all-time in school history ... With 37 stolen bases this year, Jones is third in the single-season records while his 67 career stolen bases in third all-time ... Jones is 11 career steals away from tying second all-time alongside Adam Muenster (2007-10) ... Neighbors collected his 19th career save and stands third all-time in school history ... With 17 doubles on the season, true freshman Nick English has matched the freshmen class single-season doubles record set by current Major Leaguer Nick Martini (2009).

COACH HUGHES FILE

Pete Hughes is in 27th season as a head coach and sixth at the helm of K-State baseball ... With K-State's selection to the NCAA Tournament, Hughes has now led four squads to the tournament, that included two appearances with Virginia Tech in 2010 and 2013 ... In 27 seasons, Hughes has compiled a career record of 817-632-3 (.564) as a head coach ... His 817 career wins are the most by any active Big 12 head coaches ... In six seasons as the head coach of the Wildcats, Hughes has put together a 165-140 (.541) record ... In 2023, K-State turned in a 35-24 mark, its highest win total since posting 45 in 2013 ... Two players were selected in the 2022 MLB First-Year Player Draft increasing Hughes' career draft total to 84, including 10 while at K-State, with 21 top-10 round picks after Nick Goodwin was taken in the seventh round by the Toronto Blue Jays in the 2023 MLB Draft ... In total, Hughes has recruited 138 players who were drafted and/or played professionally, including 22 major leaguers and seven first-round draft picks.

THE STRENGTH OF 2024

K-State finished with the toughest Big 12 schedule in the conference with an average opponent RPI of 55, that included an average opponent RPI of 48 in games on the road ... The 13 road games played between April 1-May 2 was the most by any Power 5 team ... 12 of the 13 games were against a team ranked 42 or higher in RPI ... K-State scheduled five non-conference games vs. teams that made the 2023 NCAA postseason and played total of 10 teams (20 total games) that competed in the 2023 postseason.

ALL-BIG 12 HONOR ROLL

K-State's Brady Day was voted to the All-Big 12 First Team while Kaelen Culpepper and Tyson

Neighbors received Second Team Honors to highlight the Wildcats' nine total selections, as the Big 12 Conference revealed its 2024 All-Big 12 Baseball Awards Monday ... Additionally, Owen Boerema, Nick English, Brendan Jones, Raphael Pelletier, and Jackson Wentworth each received honorable mention accolades while Blake Dean was named to the All-Freshman Team, as the awards were voted on by the League's nine head coaches ... The Wildcats' nine selections match the program record that was set in 2013, while K-State was one of five schools from the Big 12 to have nine or more players receive All-Big 12 honors.

CALL THE COPS

The Cats have stolen a league-high 127 bases this season, ranking 10th overall in Division I ... The Cats 2.27 stolen bases/game is first in the Big 12 and 12th in the nation ... Jones has stolen a league-high 37 bases this season, ranking sixth in Division I ... K-State has stolen 100+ bases in consecutive seasons, while the 2024 team's 127 ranks third all-time in the record books ... The K-State single-season record is 149 set in 2009 through 62 games.

COME BACK KIDS

K-State has recorded 14 come-from behind victories this season, including three on the road ... The Wildcats have overcome four-run deficits in four games, and five three-run games ... In their comeback wins, K-State is outscoring opponents 121-75 (+46) ... Of the 14 wins, six were one-run games while four ended with margins of victory larger than six runs.

WATCH THIS

Two Wildcats were named to watch lists this week with right-hander Jackson Wentworth and catcher Raphael Pelletier ... Pelletier was tabbed to the Buster Posey National Collegiate Catcher of the Year Award Watch List, which honors the nation's top Division I collegiate catcher as voted by head coaches and sports information directors ... In addition to Pelletier, the 63-man watch list features just one other catcher from the Big 12 with Houston's Anthony Tulimero ... Wentworth has been named to the National Collegiate Baseball Writers Association (NCBWA) Stopper of the Year Midseason Watch List, and is given to the top relief pitcher in NCAA Division I ... Wentworth, a native of Urbandale, Iowa, was one of just three relief pitchers from the Big 12 Conference presented on the 59-man watch list, alongside UCF's Chase Centala and BYU's Stone Cushing.

STAY GOLDEN

Junior second baseman Brady Day was named to the USA Baseball Golden Spikes Award Midseason Watch List, which honors the nation's top amateur player ... Day becomes just the third Wildcat in school history to make the Midseason Watch List, joining Jared King (2013) and Ross Kivett (2014) ... Day was one of 27 athletics to have played their way on to the list since the announcement of the Preseason Watch List ...

WHAT'S RETURNING?

HITTING

At-bats.....	1,083/1933 (56.0%)
Runs.....	225/412 (54.6%)
Hits.....	286/521 (54.9%)
Doubles.....	46/94 (48.9%)
Triples.....	6/10 (60.0%)
Home Runs.....	34/77(44.2%)
RBI.....	178/379 (47.0%)
Total bases.....	446/866 (51.5%)
Walks.....	206/340(60.6%)(57.9%)
Steals.....	66/114

PITCHING

Wins*.....	23/35 (65.7%)
Saves*.....	13/16 (81.3%)
Starts.....	32/59 (54.2%)
Innings*.....	307.0/507.0 (60.6%)
Strikeouts*.....	322/507 (63.5%)

*Indicates team leader in category returns

2024 PRESEASON BIG 12 COACHES POLL

RK	TEAM (1st-Place Votes)	Points
1.	TCU (11)	143
2.	Texas (2)	131
3.	Oklahoma State	119
4.	Texas Tech	107
5.	Kansas State	98
T6.	Oklahoma	85
T6.	West Virginia	85
8.	Kansas	67
9.	Houston	56
10.	UCF	45
11.	Baylor	36
T12.	BYU	21
T12.	Cincinnati	21

PRESEASON HONORS

Owen Boerema
All-Big 12	
Tyson Neighbors
All-Big 12	
1st Team Baseball America All-American	
1st Team D1Baseball All-American	
1st Team Perfect Game All-American	
1st Team NCBWA All-American	

Kaelen Culpepper
All-Big 12	
1st Team Baseball America All-American	

D1BASEBALL RANKS

TOP SHORTSTOPS (WEEK 12)

No. 5 Kaelen Culpepper

TOP SECOND BASEMAN (WEEK 12)

No. 6 Brady Day

TOP RELIEVERS (WEEK 12)

No. 13 Tyson Neighbors

TOP OUTFIELDERS (WEEK 6)

No. 42 Brendan Jones

TOP CATCHERS (WEEK 12)

No. 35 Raphael Pelletier

TOP STARTING PITCHER (WEEK 12)

No. 59 Jackson Wentworth

LONGEST K-STATE WINNING STREAKS

Since 1910

Year(s)	Streak
2006	16
1908, 2014	12
2004	11
1998, 2024	10
1906, 1907, 1979, 1981, 2023	9
1930, 1978, 2005, 2022	8

2024 OPENING DAY LINEUP

VS. CAL (FEB. 16, 2024)

#	NAME	POS	#	NAME	POS
1	Brendan Jones	CF	1	Brendan Jones	CF
2	Chuck Ingram	LF	2	Kaelen Culpepper	SS
3	Brady Day	2B	3	Brady Day	2B
4	Kaelen Culpepper	SS	4	Nick English	RF
5	Kyan Lodice	RF	5	David Bishop	1B
6	Danniel Rivera	3B	6	Danniel Rivera	DH
7	Jayden Lobliner	DH	7	Jaden Parsons	3B
8	Raphael Pelletier	C	8	Cady Karl	LF
9	David Bishop	1B	9	Raphael Pelletier	C

LAST LINEUP

VS. TCU (MAY 23, 2024)

#	NAME	POS	#	NAME	POS
1	Brendan Jones	CF	1	Brendan Jones	CF
2	Kaelen Culpepper	SS	2	Kaelen Culpepper	SS
3	Brady Day	2B	3	Brady Day	2B
4	Nick English	RF	4	Nick English	RF
5	David Bishop	1B	5	David Bishop	1B
6	Danniel Rivera	DH	6	Danniel Rivera	DH
7	Jaden Parsons	3B	7	Jaden Parsons	3B
8	Cady Karl	LF	8	Cady Karl	LF
9	Raphael Pelletier	C	9	Raphael Pelletier	C

OF DIFFERENT INFIELDS

56 Most Common (56 times):

Kaelen Culpepper (56)
Brady Day (56)
David Bishop (48)
Danniel Rivera (26)
Jaden Parsons (30)
Jayden Lobliner (6)
Jaden Parsons (1)
Kyan Lodice (1)

OF DIFFERENT OUTFIELDS

56 Most Common (53 times):

Brendan Jones (56)	CF
Chuck Ingram (55)	LF
Nick English (43)	RF
Kyan Lodice (13)	RF
Cady Karl (1)	LF

NUMERICAL ROSTER

#	NAME	YR	POS	B/T	HT	WT	HOMETOWN (LAST SCHOOL)
0	Jaden Parsons	GR	INF	L/R	5-10	180	Kelowna, B.C., Canada (Central Oklahoma)
2	Cadyn Karl	SO	OF	R/L	6-2	195	Edmond, Okla. (Jones HS)
3	Danniel Rivera	SR	INF	R/R	5-10	185	New Britain, Conn. (Southern New Hampshire)
4	Orlando Salinas, Jr.	SR	IF	L/R	5-11	185	Corpus Christi, Texas (Oklahoma State)
5	Brendan Jones	JR	OF	L/L	5-10	180	Greenbrier, Tenn. (Goodpasture Christian HS)
6	Mason Buss	SO	RHP	R/R	5-11	190	Pewaukee, Wis. (Arrowhead HS)
7	Brady Day	R-JR	IF/OF	L/R	6-0	190	Hampstead, N.H. (Pinkerton Academy)
8	Nick English	FR	C/OF	R/R	5-11	195	Olathe, Kan. (Olathe South HS)
9	Chuck Ingram	SR	OF	R/R	6-1	225	Belton, Mo. (Wichita State)
10	Blake Dean	FR	RHP	R/R	6-1	190	Acworth, Ga. (North Cobb Christian HS)
12	Cayden Phillips	JR	C	R/R	6-3	200	Amarillo, Texas (Amarillo HS)
13	Cole Wisenbaker	SO	LHP	L/L	6-3	175	Houston, Texas (Cypress Christian HS)
14	Micah Dean	FR	UTL	R/R	6-1	185	Richmond, Texas (Foster HS)
15	Kyan Lodice	R-SO	OF	L/R	6-2	195	Omaha, Neb. (Millard West HS)
16	Tyson Neighbors	JR	RHP	R/R	6-2	220	Royse City, Texas (Royse City HS)
18	Mason Schwalbach	JR	C/1B	L/R	6-0	210	Woodstock, Ill. (McHenry County College)
22	Kaelen Culpepper	JR	IF	R/R	6-0	185	Memphis, Tenn. (St. Benedict at Auburndale HS)
23	Ty Ruhl	R-JR	RHP	R/R	6-3	205	Cairo, Neb. (Millard West HS)
24	Jayden Lobliner	SO	C	R/R	5-10	190	St. Charles, Ill. (St Charles North HS)
25	Rohan Putz	FR	OF	R/R	5-9	170	Loch Lloyd, Mo. (Bishop Miede)
26	Owen Boerema	GR	LHP	L/L	6-5	225	Litchfield, Minn. (Univ. of Northwestern (Minn.))
27	Brady Stuewe	JR	RHP	R/R	6-3	215	Topeka, Kan. (Cloud County CC)
28	Raphael Pelletier	R-JR	C	L/R	6-0	185	Mascouche, Quebec, Canada (Ontario Virtual School)
29	Ben Rosin	JR	RHP	R/R	6-4	220	Shoreview, Minn. (North Iowa Area CC)
30	Jackson Wentworth	R-SO	RHP	R/R	6-1	205	Urbandale, Iowa (Waukee HS)
32	James Guyette	FR	RHP	R/R	6-3	215	Newbury Park, Calif. (Newbury Park HS)
34	Preston Martinez	JR	RHP	R/R	6-1	180	San Antonio, Texas (Dyersburg State CC)
35	Andrew Evans	SO	RHP	R/R	6-5	235	Olathe, Kan. (Olathe West HS)
36	Will Gnibus	JR	LHP	L/L	6-1	205	San Jose, Calif. (Misson College)
37	Sam Roberts	JR	RHP	R/R	6-2	170	South Jordan, Utah (Chandler Gilbert CC)
38	Matt Lee	FR	RHP	R/R	6-0	205	Pittsfield, Mo. (Taconic HS)
39	Josh Wintroub	GR	RHP	R/R	6-3	230	Littleton, Colo. (Augustana College)
41	Adam Arther	FR	LHP	L/L	6-3	175	Altadena, Calif. (Polytechnic HS)
44	David Bishop	JR	INF	R/R	6-3	215	Marietta, Ga. (TCU)
45	Jacob Frost	JR	LHP	L/L	6-2	220	St. Louis, Mo. (Wabash Valley College)
51	Dylan Blazer	FR	RHP	R/R	6-5	185	Shawnee, Kan. (Mill Valley HS)
99	JJ Slack	GR	LHP	R/L	5-10	185	Liberty, Texas (Southwestern)

COACHING & SUPPORT STAFF

Head Coach:	#19 Pete Hughes (Davidson, '90) - 6th year
Assistant Coach:	#21 Austin Wates (Virginia Tech, '17) - 6th year
Pitching Coach:	#42 Rudy Darrow (Nicholls State '06) - 2nd year
Volunteer Assistant:	Thomas Hughes (Kansas State, '19) - 4th year
Athletic Trainer:	Blaine Burris (Oklahoma State, '08) - 10th year
Strength & Conditioning Coach:	A.J. Kloss (Iowa, '13) - 2nd year
Director of Baseball Operations:	Ryan Connolly (Notre Dame, '09) - 6th year
Director of Player & Program Development:	Colin Greaser (Kansas State, '14) - 8th year
Graduate Assistant:	Connor Berry - 1st year
Graduate Assistant:	Domenic Derenzo - 1st year

CATCHERS (5)

8	Nick English	FR
12	Cayden Phillips	JR
18	Mason Schwalbach	JR
24	Jayden Lobliner	SO
28	Raphael Pelletier	R-JR

LHP (6)

13	Cole Wisenbaker	SO
26	Owen Boerema	GR
36	Will Gnibus	JR
41	Adam Arther	FR
45	Jacob Frost	JR
99	JJ Slack	GR

BY LETTERS WON AT K-STATE

0	21
1	6
2	10
3	0
4	1

INFIELDERS (8)

0	Jaden Parsons	GR
3	Danniel Rivera	SR
4	Orlando Salinas	SR
7	Brady Day	R-JR
15	Kyan Lodice	R-SO
18	Mason Schwalbach	JR
22	Kaelen Culpepper	FR
44	David Bishop	JR

RHP (13)

6	Mason Buss	SO
16	Tyson Neighbors	JR
23	Ty Ruhl	R-JR
27	Brady Stuewe	JR
29	Ben Rosin	JR
30	Jackson Wentworth	R-SO
32	James Guyette	FR
34	Preston Martinez	JR
35	Andrew Evans	SO
37	Sam Roberts	JR
38	Matt Lee	FR
39	Josh Wintroub	GR
51	Dylan Blazer	FR

BY STATE

California	3
Colorado	1
Connecticut	1
Georgia	2
Kansas	4
Illinois	2
Iowa	1
Oklahoma	1
Massachusetts	1
Minnesota	2
Missouri	3
Nebraska	2
New Hampshire	1
Tennessee	2
Texas	7
Utah	1
Wisconsin	1
Canada	2

OUTFIELDERS (6)

2	Cadyn Karl	SO
5	Brendan Jones	JR
8	Nick English	FR
9	Chuck Ingram	SR
15	Kyan Lodice	R-SO
25	Rohan Putz	FR

BY CLASS

Freshmen	8
Sophomores	7
Juniors	16
Seniors	3
Graduate	4

UTILITY (1)

14	Micah Dean	FR
----	------------	----

ALPHABETICAL ROSTER

41	Arther, Adam
44	Bishop, David
51	Blazer, Dylan
26	Boerema, Owen
43	Broeder, Clayton
6	Buss, Mason
22	Culpepper, Kaelen
7	Day, Brady
10	Dean, Blake
14	Dean, Micah
8	English, Nick
35	Evans, Andrew
45	Frost, Jacob
36	Gnibus, Will
32	Guyette, James
9	Ingram, Chuck
5	Jones, Brendan
2	Karl, Cadyn
38	Lee, Matt
24	Lobliner, Jayden
15	Lodice, Kyan
34	Martinez, Preston
16	Neighbors, Tyson
0	Parsons, Jaden
28	Pelletier, Raphael
12	Phillips, Cayden
25	Putz, Rohan
3	Rivera, Danniel
37	Roberts, Sam
29	Rosin, Benjamin
33	Rothermel, Collin
23	Ruhl, Tyler
4	Salinas JR., Orlando
18	Schwalbach, Mason
99	Slack, JJ
27	Stuewe, Brady
30	Wentworth, Jackson
39	Wintroub, Josh
13	Wisenbaker, Cole

PRONUNCIATION GUIDE

Owen	BOEREMA bore-ma
Kaelen	KAELEN Culpepper Kay-lenn
Will	GNIBUS gih-KNEE-bus
James	GUYETTE GUY-ette
Jayden	LOBLINER lobe-liner
KYAN	LODICE KIE-an (like ryan) LOW-dis
Raphael	PELLETER pel-uh-TEER
ROHAN	ROHAN Putz ROW-en
Ben	ROSIN row-ZEEN
Orlando	SALINAS JR. suh-LEEN-us
Mason	SCHWALBACH schwallow-back
Brady	STUEWE stewie
Josh	WINTROUB win-trobe
Cole	WISEBAKER WISE-en-baker

*Audio pronunciations are available on the baseball roster page at K-StateSports.com



PETE HUGHES

HEAD COACH 6TH YEAR

**K-STATE RECORD (6 YEARS)
165-140 (.541)**

**CAREER RECORD (27 YEARS)
817-632-3 (.564)**

19

THE PETE HUGHES FILE

BIRTHDATE

- January 11, 1968 in Brockton, Mass.

FAMILY

- Wife: Debby
- Children: Thomas, Hal, Dominic, Grace, P.J.

EDUCATION

- Davidson College, B.A. in Sociology/Anthropology, 1990

PLAYING EXPERIENCE

- Davidson College, Baseball and Football (1986-90)

COACHING EXPERIENCE

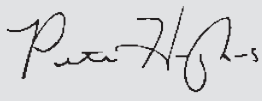
- Asst. Baseball Coach/Asst. Football Coach, Hamilton College (1990-91)
- Asst. Baseball Coach/Asst. Football Coach, Northeastern Univ. (1991-96)
- Head Baseball Coach, Trinity University (1997-98)
- Head Baseball Coach, Boston College (1999-2006)
- Head Baseball Coach, Virginia Tech (2007-13)
- Head Baseball Coach, Oklahoma (2014-17)
- Volunteer Assistant Coach, Georgia (2018)
- Head Baseball Coach, K-State (2019-pres.)

HUGHES' COACHING HONORS

- 2005 New England Coach of the Year
- 2002 BIG EAST Coach of the Year
- 2000 New England Coach of the Year
- 2000 BIG EAST Coach of the Year
- 2000 ABCA Northeast Coach of the Year

HUGHES' COACHING HISTORY

- 2019-pres.: K-State, head coach
- 2018: Georgia, volunteer assistant coach
- 2014-17: Oklahoma, head coach
- 2007-13: Virginia Tech, head coach
- 1999-2006: Boston College, head coach
- 1997-98: Trinity (Texas) University, head coach (Division III)
- 1991-96: Northeastern, assistant baseball/football coach
- 1990-91: Hamilton College, assistant baseball/football coach



YEAR BY YEAR

YEAR	SCHOOL	RECORD (CONF)	POSTSEASON
1997	Trinity (TX)	19-19	--
1998	Trinity (TX)	33-11	--
1999	Boston College	26-21-1 (10-15-1/9th)	--
2000	Boston College	35-20 (12-11/5th)	--
2001	Boston College	29-22 (11-13/8th)	--
2002	Boston College	30-25 (15-11/t-3rd)	--
2003	Boston College	33-21 (13-11/5th)	--
2004	Boston College	32-27 (15-9/4th)--	2005
Boston College		37-20 (17-8/2nd)	--
2006	Boston College	28-25-1 (9-21/5th-A)	--
2007	Virginia Tech	23-31 (4-25/6th-C)	--
2008	Virginia Tech	23-32 (6-24/6th-C)	--
2009	Virginia Tech	32-21 (12-17/6th-C)	--
2010	Virginia Tech	40-22 (16-14/4th-C)	NCAA Columbia Reg.
2011	Virginia Tech	30-25 (11-19/5th-C)	--
2012	Virginia Tech	34-21 (11-19/5th-C)	--
2013	Virginia Tech	40-22 (15-14/3rd-C)	NCAA Blacksburg Reg.
2014	Oklahoma	29-29 (8-16/8th)	Big 12 Tournament
2015	Oklahoma	34-27 (13-11/t-3rd)	Big 12 Tournament
2016	Oklahoma	30-27-1 (11-13/5th)	Big 12 Tournament
2017	Oklahoma	35-24 (12-11/3rd)	NCAA Louisville Reg.
2019	K-State	25-33 (8-16/8th)	Big 12 Tournament
2020	K-State	10-7 (--)	--
2021	K-State	34-23 (10-14/7th)	Big 12 Tournament
2022	K-State	29-29 (8-16/7th)	Big 12 Tournament
2023	K-State	35-24 (13-11/t-4th)	Big 12 Tournament
2024	K-State	32-24 (15-15)	NCAA Fayetteville Reg.

second in the single-season records. The Cats discipline at the plate generated 340 walks which marked the first 300-plus season since 1997.

At the 2023 Phillips 66 Big 12 Baseball Championship, Hughes led the Cats to their first conference tournament shutout since 1976 in a 7-0 defeat over No. 20 Texas, before taking down school rival KU to advance to the semifinals. Seven players received All-Big 12 recognition with Tyson Neighbors, Owen Boerema, Nick Goodwin, Kaelen Culpepper, Brady Day, Brendan Jones, and Raphael Pelletier.

Neighbors became just the second Wildcat is school history to earn consensus All-American honors and was a First Team All-Big 12 selection and led the league with 11 saves. He set school season class records in saves along with a record setting 1.85 ERA (10 ER, 48.2 IP) as a sophomore pitcher. He also broke the program's TrackMan-era pitch velocity record at 99-mph in the series opening win against No. 14 Texas Tech (April 28).

Neighbors was named NCBWA Stopper of the Year Finalist as he held opponents to a .135 batting average in 25 outings with 86 strikeouts. The Royse City, Texas product was one of just two relievers from the Big 12 to rank in the Top 10 in total strikeouts in league standings.

In 40 games, Culpepper turned in a career-best slash line of .325/.423/.576 with 10 home runs and 41 RBI. He was just one of three Wildcats to reach double digit homers while his slugging percentage led the Cats' offense and was second in batting average.

Culpepper and Neighbors became just the second and third players in school history to compete for Team USA as they each received an invitation to the Collegiate National Team Training Camp. The duo earned positions on Team USA to compete against Chinese Tei Pei and Japan. A two-time All-Big 12 Honorable Mention selection, Culpepper was the top slugger for Team USA last summer as he led the Red, White, and Blue with a .471 batting average and slugging percentage of .853. In four appearances, Neighbors allowed just three hits with four strikeouts during his 3 2/3 innings in relief for Team USA. He made two appearances during the national training camp where he struck out five batters during two hitless innings.

Goodwin was named a Brooks Wallace Award Semifinalist by the College Baseball Foundation, which recognizes the nation's top shortstop. The Overland, Park native, who was one of three players from the Big 12 to make list, was the third Wildcat to be named a semifinalist joining Drew Biery in 2009 and Austin Fisher in 2013. Goodwin started in all 173 games at shortstop since taking the field in 2021, totaling 33 career home runs, producing double figure blasts during each season.

Two players were selected to the MLB's First-Year Player Draft with Goodwin (Toronto Blue Jays -7th round (No. 214 overall)) and Day (Atlanta Braves - 12th (No. 369 overall)). Goodwin became the fifth Wildcat to be picked in the top 10 rounds over the last five seasons. The duo increases Hughes' career draft total to 84 over his 25-year career, including 10 while at K-State.

In 2022, Hughes guided the Wildcats to their second consecutive appearance in the league postseason tournament and third in the last four years. The Cats claimed four victories over Top 10 teams including a pair of series wins over No. 7 Texas.

The Wildcats bullpen registered the second-best performance in school history with 540 strikeouts, averaging 9.6 strikeouts-per-nine innings. Hughes has overseen three of the top five strikeout seasons in program history after a program record 541 in 2021 and 448 in 2019.

On April 2, 2022, Dylan Phillips launched two home runs against Oklahoma State to become K-State's all-time home run leader, breaking the previous mark that stood since 1997. Phillips hit 13 home runs in his senior campaign to mark his third double-digit home run season, totaling 44 in his career.

Three players were selected to the MLB's First-Year Player Draft with Phillips (Los Angeles Angels), Blake Adams (Colorado Rockies) and Dominic Johnson (Detroit Tigers). Phillips became the fourth Wildcat to be picked in the top 10 rounds over the last four seasons.

During his third season, Hughes' Wildcats claimed series off a pair of top-10 teams in No. 3 Texas Tech and No. 5 TCU, upping his K-State total to four series victories against ranked opponents. The Cats totaled six wins over top-10 squads during the 2021 campaign, which are the most on record in K-State history. Hughes has totaled 13 victories over top-25 teams while at K-State.

His 2021 team saw records fall both at the plate and on the mound. The Wildcat offense launched a program-record 89 home runs, smashing the previous mark of 75 set in 1997. Dylan Phillips matched the single-season home run record with 16 while Zach Kokoska tallied 15 to lead four Wildcats with double-digit homers. The 89 home runs ranked 11th in the country.

Pete Hughes was named the 21st head baseball coach in K-State history on June 8, 2018.

Hughes, who enters his sixth season at the helm of the Wildcats baseball program, has a proven track record of setting new standards of excellence, has compiled a career record of 817-632-3 (.564) in 27 seasons as a head coach. He began his head coaching career at Trinity University (1997-98) while also serving as the skipper at Boston College (1999-2006), Virginia Tech (2007-13) and Oklahoma (2014-17). His 817 career victories rank first among active Big 12 head coaches.

Twice named both the New England Coach of the Year and BIG EAST Coach of the Year, as well as the 2000 American Baseball Coaches Association Northeast Region Coach of the Year, Hughes owns a well-deserved reputation as a relentless worker, tireless recruiter, and charismatic leader.

In 26 seasons as a head coach, Hughes' teams have finished .500 or better 23 times while he has overseen 84 former student-athletes selected in the Major League Baseball Draft, including 21 taken in the first 10 rounds after Nick Goodwin was taken in the seventh round by the Toronto Blue Jays in the 2023 MLB Draft. In total, Hughes has recruited 138 players who were drafted and/or played professionally, including 22 major leaguers and seven first-round draft picks.

In six seasons as the head coach of the Wildcats, Hughes has put together a 165-140 (.541) overall record and has led the Cats to three consecutive runs in the Phillips 66 Big 12 Championship semifinals.

Last season, K-State turned in a 35-24 mark, its highest win total since posting 45 in 2013, including a program record 14 road victories. Hughes guided the Wildcats to their first Big 12 series sweep since 2013 with the program's first home sweep over Oklahoma since 1990 along with the highest scoring game in series history against KU with K-State winning 21-18.

The 2023 team was one of just three teams in the country that walked over 300 times, hit over 75 home runs, and stole over 100 bases. Offensively, his team batted .270 as a team and averaged just under seven runs per game and hit 77 home runs. In the past three seasons, the Cats have registered the top three home run marks in school history - 89 (2021), 84 (2022), and 77 (2023). Three players had double figure home runs led by Roberto Pena with 15 to tie

HUGHES' RANKED WINS AT K-STATE

2024 (3-5 vs. Ranked Teams)

Rank	Opponent	Score	H/A/N	Date
#25	UCF	4-3	A	4/6/24
#15	Oklahoma State*	6-5	H	4/19/24
#15	Oklahoma State*	7-2	H	4/20/24

2023 (5-8 vs. Ranked Teams)

Rank	Opponent	Score	H/A/N	Date
#24	West Virginia	7-1	H	4/1/23
#21	Texas	6-5	A	4/8/23
#14	Texas Tech*	3-2	H	4/28/23
#14	Texas Tech*	10-8	H	4/30/23
#20	vs. Texas	6-0	N	5/25/23

2022 (4-13 vs. Ranked Teams)

Rank	Opponent	Score	H/A/N	Date
#6	Oklahoma State	7-2	H	4/3/22
#7	Texas*	8-5	H	4/14/22
#7	Texas*	8-1	H	4/15/22
#8	Texas Tech	6-5 (11)	N	5/27/22

2021 (6-10 vs. Ranked Teams)

Rank	Opponent	Score	H/A/N	Date
#3	Texas Tech*	7-2	H	4/2/21
#3	Texas Tech*	10-4	H	4/3/21
#5	TCU*	4-2	H	5/20/21
#5	TCU*	11-8	H	5/22/21
#5	Texas Tech	7-2	N	5/28/21
#8	TCU	5-2	N	5/29/21

2020 (0-0 vs. Ranked Teams)

Rank	Opponent	Score	H/A/N	Date
--	--	--	--	--

2019 (7-8 vs. Ranked Teams)

Rank	Opponent	Score	H/A/N	Date
#10	Texas Tech	5-4	H	3/31/19
#14	Texas*	6-4	A	4/12/19
#14	Texas*	2-0	A	4/14/19
#19	TCU*	7-4	H	4/18/19
#19	TCU*	11-10	H	4/20/19
#15	Baylor	10-3	A	5/5/19
#20	West Virginia	8-6	H	5/11/19

vs. Top 25: 25-41 (.379)
 vs. Top 10: 11-21 (.367)
 *Won series

Freshman infielder Nick Goodwin connected for 10 home runs during his freshman all-America season, tying Phillips' freshman record set in 2019.

The pitching staff racked up 541 strikeouts, breaking the previous record by nearly 100 (453) while the 9.9 strikeout-per-nine innings smashed the previous mark of 8.6 set in 1969.

Friday night starter Jordan Wicks produced a single-season record 118 punchouts in 2021 on his way to becoming K-State's all-time strikeout leader, finishing his career with 230 strikeouts in less than two and a half seasons. Wicks became the first Wildcat to ever be selected in the first round of the Major League Baseball First-Year Player Draft, as he was taken by the Chicago Cubs with the 21st overall pick.

Wicks was among four Cats who heard their name called during the 2021 MLB Draft, all within the first 15 rounds. Right-handed pitcher Carson Seymour was taken by the New York Mets in the sixth round, outfielder Zach Kokoska was selected in the 10th round by the Colorado Rockies and Eric Torres was picked by the Los Angeles Angels in the 14th round.

Hughes' second season came to a screeching halt in 2020 due to the COVID-19 pandemic after just 17 games. K-State had won seven of its last nine games, including taking three of four during a road series at perennial power Stanford.

over \$130,000 to help combat childhood cancer in Hughes' time in Manhattan. While at Oklahoma, his teams raised over \$80,000 to fight childhood cancer through the Vs. Cancer Foundation and the OU Children's hospital.

Following the 2018-19 academic year, Hughes' team earned the Wildcat Cup Trophy at the Powercat Choice Awards, voted on by the Student-Athlete Advisory Committee (SAAC) for excellence in the five core area of student-athlete well-being: academics, athletics, career, personal and service.

Hughes came to Manhattan after spending the 2018 season at the volunteer assistant coach at Georgia, where he helped the Bulldogs earn a national seed in the NCAA Tournament. Primarily working with the team's infielders, Hughes elevated UGA's defense from the bottom of the SEC in 2017 to 10th-best in the nation in his one season in Athens.

In 2017, the Sooners registered a 35-24 mark and advanced to the NCAA Tournament as a No. 2 seed in the Louisville Regional. Hughes collected a 128-1074-1 (.544) record in four seasons at the helm of the Sooners.

In his final season as the OU skipper, Hughes tutored 10 players that were honored with Big 12 annual awards – the most in program history – including Brylie Ware who was named the Big 12 Co-Newcomer of the Year and earned a spot on the All-Big 12 First Team along with outfielder Steele Walker.

Inheriting a Virginia Tech club in 2007 that had not reached the NCAA Tournament since 2000, Hughes went on to lead the Hokies to five straight 30-win seasons, including a pair of 40-win seasons that culminated with berths in the NCAA Tournament in 2010 and 2013, the latter marking the school's first-ever selection as a regional host site. Hughes compiled a 222-174 (.561) record in seven seasons at Virginia Tech.

Hughes produced an even more remarkable turnaround at Boston College, as he took over a program that had averaged just 13 wins a year over the previous 35 seasons. The Golden Eagles finished 17-23-1 the year prior to his arrival in 1998 and, two seasons later, the team registered an 18-game improvement as it finished 35-20 and qualified for the program's second-ever appearance in the BIG EAST Tournament. In 2005, he guided BC to a school-record 37 victories.

Averaging 31 wins a season while at Boston College, Hughes owned a career mark of 250-181-2 (.580) as the Eagles' skipper. He coached 37 all-conference selections while at Boston College, including Jared McGuire who was named 2005 BIG EAST Player of the Year.

Hughes is a 1990 graduate of Davidson College where he played third base on the baseball team and quarterback for the Wildcats' football team. He was captain of the baseball team as a senior and graduated that year with a Bachelor of Arts in sociology/anthropology.

Hughes began his coaching career at Hamilton College in New York in 1990-91, serving as an assistant in football and was the top assistant and recruiting coordinator for baseball. He continued in that dual role at Northeastern University in Boston from the fall of 1991 until the spring of 1996 when he landed the head baseball coaching position at Trinity.

A native of Brockton, Massachusetts, Hughes and his wife Debby have five children: Thomas, Hal, Dominic, Grace and P.J. Thomas finished his collegiate career at K-State in 2019 after also playing at Oklahoma and is currently the team's assistant coach. Dom is an outfielder at K-State and Hal, an infielder, finished his career at Rice in 2022, while P.J. is committed to play at Richmond.

Over 17 games, the Wildcat pitching staff ranked sixth in the nation in ERA (2.07), fifth in WHIP (1.01) and fourth in hits per nine innings (5.6). The Cats were one of just two teams in the country to allow only one home run during the season.

Wicks, the 2019 Big 12 Freshman of the Year and 2021 Preseason Big 12 Co-Pitcher of the Year, started the 2020 season without allowing an earned run in his first 24 2/3 innings. The lefty finished the season with a 0.35 ERA, best among Big 12 starters and 10th among all pitchers in the nation.

Offensively, K-State hit 13 home runs in 17 games, led by five from Phillips. Phillips, along with Terrence Spurlin, led the club with 18 RBI. Over the final nine games, K-State averaged 8.7 runs per game while launching nine home runs with a team average of .327.

In his first season at the helm of the Wildcats, Hughes led K-State to a berth in the 2019 Big 12 Championship - its first conference postseason bid since 2016. K-State finished with a 25-33 record (8-16 Big 12), including series victories over then-No. 14 Texas and No. 19 TCU.

Hughes' initial campaign held many highlights, including seven victories over top-25 opponents. K-State's highest total since 2011 and more than the previous three seasons combined. The Cats' consecutive series wins over the Longhorns and Horned Frogs marked the first time in program history K-State defeated ranked teams in consecutive series.

K-State's offense launched 54 home runs in 2019, its highest total since the 2009 season. Chris Ceballos and Phillips each hit 10 homers, as Phillips broke a K-State freshman record that stood since 1994. The Wildcat offense produced a stretch of 14 consecutive games with at least one home run - the program's longest in the Big 12 era and the longest of any Division I program during the 2019 season.

On the mound, Wicks took home Big 12 Freshman of the Year honors and went on to be named a 2019 Freshman All-America by D1Baseball.com and Collegiate Baseball. He became just the second Wildcat to earn conference freshman-of-the-year accolades and first since 2013 (Jake Matthys). Wicks broke program freshman records with 84 2/3 innings pitched and 86 strikeouts, both of which had stood since 1973.

The K-State pitching staff racked up 448 strikeouts, the third-highest single-season total in program history and just four shy of the all-time record. The Cats tossed consecutive road shutouts (at Texas on April 14, at Nebraska on April 16) - the first consecutive shutouts since 2008 and back-to-back road shutouts since the 1967 season.

Wicks was one of five Wildcats to earn All-Big 12 accolades at the end of the 2019 season, joined by Griffin Hassall (Freshman), Zach Kokoska (Honorable Mention), Caleb Littlejimm (Honorable Mention) Terrence Spurlin (Honorable Mention) and Cameron Thompson (Honorable Mention). K-State also tallied seven Academic All-Big 12 selections in Hughes' first season.

Hughes has made a name for himself within the community throughout his career, starting with his 19 Ways Foundation which he has taken with him at every coaching stop. During each of his four fall seasons at K-State, the Wildcats have led the country in money raised for the annual College Baseball Vs. Cancer campaign, the signature fundraising campaign of the Pediatric Brain Tumor Foundation.

The Wildcats raised over \$38,000 during both the 2020 and 2021 fall seasons, claiming their fourth consecutive national fundraising title. K-State players and staff have combined to raise

WHAT THEY'RE SAYING ABOUT PETE HUGHES

“ I couldn't be happier for Pete Hughes and his family. He sacrificed a lot to join our program and made a huge impact here at Georgia. Kansas State is getting one heck of a baseball coach and a better person. They are getting a coach that will work tirelessly with their players on and off the field and will help bring the Wildcat baseball program back to prominence. ”
 - Georgia Head Coach Scott Stricklin

“ I have known Pete Hughes since he was the coach at Boston College and I was at Notre Dame. During that time, I grew to respect Pete as an outstanding coach, competitor, and molder of young men. His teams have always played with great passion and energy. The players at Kansas State will be taught to play the game the right way and will represent the university with great class - because Pete will demand nothing less. He is a tireless worker in recruiting as well as working with the players on the field. He will not stop until the job is done. ”
 - Former LSU Head Coach Paul Mainieri

“ Pete Hughes is an outstanding coach, recruiter and leader. His teams are always fundamentally sound and relentless competitors. I am so happy for him and his family. ”
 - Georgia Tech Head Coach Dan Hall

“ I got to know Pete during his time at Boston College and Virginia Tech where he established himself as a program developer, proven leader in player development, terrific recruiter and most importantly a friend. I'm happy for him and the Kansas State baseball community. This is a great hire and I look forward to seeing the success he'll have in Manhattan. ”
 - Virginia Head Coach Brian O'Connor


TOINTON FAMILY STADIUM

THE NEW TOINTON FAMILY STADIUM

- Over 8,800 square feet added or renovated
- New clubhouse with updated locker room, player lounge, athletic training room, coaches offices and equipment room
- Additional space for team meetings in the new clubhouse
- New and improved exterior facade
- Installation of new Edgerley Family Videoboard, Giller Family Club and Stolzer Family Suite
- New energy efficient LED lights
- Extended protective netting, including a covered playground and grass berm down the left field line
- New team store and concessions, enhancing the gameday fan experience
- Improvements also include entry and parking upgrades, ticket office, suite upgrades, chairback seating and family fun zone
- New field turf, dugouts, bullpens and walls completed in first phase of project
- Clubhouse, team room, baseball offices, press and media areas received upgrades beginning in the summer of 2019 and were completed January 2020

QUICK FACTS

Year Opened: 1961 (re-dedicated 2002)
Official Capacity: 2,344
Largest Crowd: 4,280 (May 15, 2009)
Field Name: Frank Myers Field
Surface: AstroTurf Gameday Grass
Dimensions: 325-390-320



Opened in 2001 as the home of K-State Baseball, a renovated and expanded Tointon Family Stadium debuted in 2020 after completion of a \$15 million project finalizing a two-year refurbishment of the facility that resulted in new bullpens, a spacious clubhouse and office building, chairback seating throughout the grandstand and a towering videoboard in right field.

The stadium's latest improvement came prior to the 2023 season, when a new artificial turf surface was installed utilizing the FieldTurf DoublePlay system.

The stadium is named in honor of Bob and Betty Tointon, the principle benefactors of the original \$3.1 million structure, who once again demonstrated their generosity and continued support of Kansas State University and Wildcat Baseball as the lead donors in the project that all but gutted the original facility and constructed in its place a beautiful and functional new home for K-State Baseball.

The Tointon Family Stadium upgrades were started prior to the 2019 season with the installation of a padded outfield wall, construction of large Major League-style bullpens beyond the left- and right-field fences, refurbished dugouts with new benches and flooring, and the installation of LED stadium lighting.

Immediately following the 2019 campaign, construction on the stadium's seating bowl, press box, suites and former clubhouse and office areas commenced. Over the next eight months, in conjunction with the building of Buser Family Park - K-State's soccer stadium next door - Tointon Family Stadium's exterior took on a fresh look utilizing the existing and distinctive "K-State limestone" façade with the addition of metal roofing and accent glass panels matching the soccer facility. The stadium concourse was expanded and covered for the comfort of the fans and a new ticket office, which serves both baseball and soccer, built between the stadiums. Inside Tointon Stadium, chairback seating was installed in all sections of the seating bowl, replacing the original chairs and aluminum bleachers.

Fans are entertained during games by the 44-foot high by 36-foot wide Edgerley Family Videoboard, while families enjoy the Sidlinger Family Playground - enclosed by protective netting - on the third-base side and a permanent K-State Super Store location on the concourse to purchase all their Wildcat gear. In addition, a new backstop netting

system was erected and extended beyond the left- and right-field standing room areas for greater fan safety.

Rising above the third-base grandstand is the crown jewel of the project - a two-story clubhouse and office complex that more than triples the space of the original stadium for areas utilized by the student-athletes and coaches. Housed on the ground level that connects to the third-base dugout are the team spaces - a massive locker room featuring distinctive white lockers and unique ceiling lighting shaped as stitches on a baseball, a meeting room and video theater with lounge seating for 40, a players' lounge with three big-screen televisions and study tables, a dedicated fuel station for nutritional needs, a sports medicine and rehabilitation zone, and expanded laundry and equipment storage areas. Overlooking the field above the third-base grandstand on the second level are the coaches offices, conference room and coaches locker room.

To top off the project, the press and suite level was gutted and remodeled with all new finishes and furniture while the popular Giller Family Club was enlarged and the original balcony walkway enclosed to provide greater comfort for donors and fans.

Additionally, brand new turf and infield were installed in the team's Brandeberry Indoor Facility. The facility, which is located past the right-field fence, houses the team's strength and conditioning equipment including squat racks, benches, dumbbells, kettlebells and other equipment.

Continuing K-State Athletics' commitment to fiscal responsibility, the department once again depended on individual donors throughout Wildcat Nation to reach the \$15 million to complete construction. Fifty-nine K-State families from 16 states stepped up to raise over \$13 million four months ahead of schedule.

The project, led by BG Consultants, was funded without incurring any long-term debt and without any state tax or university funds. Any outstanding construction costs above the fundraising goal will be funded through department revenues and resources.

AROUND THE BIG 12

BIG 12 STANDINGS - AS OF MAY 15

Team	Big 12	Pct	H	A	Streak	Overall	PCT.	H	A	N	Streak
Oklahoma	23-7	.767	11-4	12-3	L1	37-19	.661	18-10	14-5	5-4	L1
Oklahoma State	19-9	.679	12-2	7-7	W5	40-17	.702	21-5	12-10	7-2	W3
Texas	20-10	.667	10-5	10-5	W4	35-22	.614	24-12	11-5	0-5	L2
West Virginia	19-11	.633	11-4	8-7	W2	33-22	.600	17-6	14-14	2-2	L2
Cincinnati	17-13	.567	10-5	7-8	W1	32-25	.561	18-8	10-15	4-2	L1
Kansas State	15-15	.500	9-6	6-9	L1	32-24	.571	20-7	9-14	3-3	L1
Kansas	15-15	.500	8-7	7-8	L3	31-23	.574	17-8	9-9	5-6	L1
UCF	14-15	.483	8-7	6-8	W1	35-19	.648	21-9	12-9	2-1	L1
TCU	14-16	.467	8-7	6-9	L2	33-21	.611	21-8	7-11	5-2	L1
Texas Tech	12-17	.414	9-6	3-11	L8	33-26	.559	22-7	5-15	6-4	L1
Baylor	10-20	.333	6-9	4-11	L1	22-31	.415	17-16	5-12	0-3	L1
Houston	7-21	.250	4-9	3-12	L4	26-28	.481	20-12	5-14	1-2	L2
BYU	7-23	.233	2-13	5-10	W1	21-31	.404	9-14	11-15	1-2	W1

2024 PRESEASON BIG 12 COACHES POLL

RK	TEAM (1st-Place Votes)	Points
1.	TCU (11)	143
2.	Texas (2)	131
3.	Oklahoma State	119
4.	Texas Tech	107
5.	Kansas State	98
T6.	Oklahoma	85
T6.	West Virginia	85
8.	Kansas	67
9.	Houston	56
10.	UCF	45
11.	Baylor	36
T12.	BYU	21
T12.	Cincinnati	21

2024 PRESEASON ALL-BIG 12 TEAM

Position	Player	School
C:	Karson Bowen	TCU
IF:	Kodey Shojinaga	Kansas
IF:	Kaelen Culpepper	K-State
IF:	Anthony Silva	TCU
IF:	Gavin Kash*	Texas Tech
IF:	JJ Wetherholt*	West Virginia
OF:	Bryce Madron	Oklahoma
OF:	Nolan Schubart*	Oklahoma State
OF:	Porter Brown	Texas
DH:	Janson Reeder	Kansas
UT:	Carson Benge	Oklahoma State
SP:	Owen Boerema	K-State
SP:	Kole Klecker*	TCU
SP:	Payton Tolle	TCU
SP:	Lebarron Johnson Jr.*	Texas
RP:	Tyson Neighbors*	K-State
RP:	Ben Abeltd	TCU

*- Unanimous selection

Preseason Player of the Year

JJ Wetherholt, West Virginia*

Preseason Pitcher of the Year

Lebarron Johnson Jr., Texas

Preseason Newcomer of the Year

Payton Tolle, TCU

Preseason Freshman of the Year

Will Gasparino, Texas

BIG 12 PLAYERS OF THE WEEK

Feb. 19	Co-Player.....Kodey Shjinaga, KU	April 8	Player.....Damian Bravo, Texas Tech
	Co-Player.....Anthony Silva, TCU		Pitcher.....Derek Clark, West Virginia
	Pitcher.....Mason Marriott, Baylor		Newcomer.....Derek Clark, West Virginia
	Newcomer.....Chase Brunson, TCU	April 15	Player.....Enzo Apodaca, Baylor
Feb. 26	Player.....Payton Powell, Texas		Pitcher.....Robert Craz, Oklahoma State
	Pitcher.....Lebarron Johnson Jr., Texas		Newcomer.....John Nett, Kansas
	Newcomer.....TJ Pompey, Texas Tech	April 22	Co-Player.....Bryce Madron, Oklahoma
March 4	Player.....Brady Day, K-State		Co-Player.....Austin Green, Texas Tech
	Pitcher.....Braeden Sloan, TCU		Pitcher.....Jackson Wentworth, K-State
	Co-Newcomer.....Lenny Ashby, Kansas		Newcomer.....Cade McGee, Texas Tech
	Co-Newcomer.....Josh Cross, Cincinnati	April 29	Player.....Carson Benge, Oklahoma State
March 11	Co-Player.....Max Belyeu, UT		Pitcher.....Braden Davis, Oklahoma
	Co-Player.....Easton Carmichael, OU		Newcomer.....Kyle West, West Virginia
	Pitcher.....Reese Dutton, KU	May 6	Player.....Nolan Schubart, Oklahoma State
	Co-Newcomer.....Reese Dutton, KU		Pitcher.....Braden Davis, Oklahoma
	Co-Newcomer.....Jacob Frost, K-State		Newcomer.....Kuhio Aloy, BYU
March 18	Player.....Bryce Madron, Oklahoma	May 13	Player.....John Spikerman, Oklahoma
	Pitcher.....Tommy Boba, Cincinnati		Pitcher.....Derek Clark, West Virginia
	Newcomer.....Mason Green, Baylor		Newcomer.....Derek Clark, West Virginia
March 25	Player.....Max Belyeu, Texas	May 20	Player.....Drew Woodcox, Texas Tech
	Pitcher.....Payton Tolle, TCU		Pitcher.....Brian Holiday, Oklahoma State
	Newcomer.....Payton Tolle, TCU		Newcomer.....Brian Holiday, Oklahoma State
April 1	Player.....Jake English, KU		
	Pitcher.....Louis Rodriguez, TCU		
	Co-Newcomer.....Cade Boxrucker, UCF		
	Co-Newcomer.....Reese Dutton, KU		

BIG 12 IN THE NATIONAL POLLS

(D1BASEBALL / BASEBALL AMERICA / NCBWA / USA TODAY)

WEEK	BU	BYU	UCF	UC	UH	KU	K-STATE	OU	OSU	TCU	UT	TTU	WVU
PRE	-/-/-	-/-/-	-/-/-	-/-/-	-/-/-	-/-/rv/-	24/-/27/rv	-/-/rv/-	-/21/29/rv	4/6/6/5	16/13/9/13	21/18/20/22	-/-/rv/rv
1	-/-/-/np	-/-/-/np	-/-/-/np	-/-/-/np	-/-/rv/np	-/-/np	24/-/rv/np	-/-/rv/np	-/-/rv/np	5/6/3/np	16/14/15/np	19/17/20/np	-/-/rv/np
2	-/-/-/-	-/-/-/-	-/-/-/-	-/-/-/-	-/-/rv/rv	-/-/-/-	-/-/rv/rv	-/-/rv/rv	-/21/rv/rv	5/6/3/3	15/14/14/13	18/16/18/19	-/-/rv/-
3	-/-/-/-	-/-/-/-	-/-/rv/rv	-/-/-/-	-/-/-/-	-/-/-/-	-/-/rv/rv	-/-/-/-	-/-/rv/rv	5/5/3/4	24/23/24/22	17/14/17/17	-/-/-/-
4	-/-/-/-	-/-/-/-	-/-/-/-	-/-/-/-	-/-/-/-	-/-/rv/rv	-/-/-/-	-/-/rv/rv	-/-/rv/rv	12/11/9/8	23/23/23/24	24/24/24/25	-/-/-/-
5	-/-/-/-	-/-/-/-	-/-/rv/rv	-/-/-/-	-/-/-/-	-/-/-/-	-/-/rv/-	17/14/23/20	-/-/rv	18/18/18/18	-/-/rv/rv	-/-/rv/rv	-/-/-/-
6	-/-/-/-	-/-/-/-	-/-/rv/-	-/-/-/-	-/-/-/-	-/-/-/-	23/-/24/rv	24/21/rv/rv	-/-/rv/-	-/-/rv/25	-/-/rv/-	-/-/rv/rv	-/-/rv/-
7	-/-/-/-	-/-/-/-	25/-/rv/rv	-/-/-/-	-/-/-/-	-/-/-/-	-/-/rv/rv	-/-/rv/-	-/-/rv/rv	-/-/24/25	-/-/rv/rv	-/-/rv/rv	-/-/-/-
8	-/-/-/-	-/-/-/-	17/19/16/19	-/-/-/-	-/-/-/-	-/-/-/-	-/-/-/-	-/-/-/-	21/23/rv/25	-/-/rv	-/-/rv/rv	-/-/rv/rv	-/-/rv/rv
9	-/-/-/-	-/-/-/-	-/-/rv/rv	-/-/-/-	-/-/-/-	-/-/-/-	-/-/rv/-	-/25/rv/rv	15/17/17/17	-/-/rv/-	-/-/rv/-	-/-/rv/rv	22/18/rv/24
10	-/-/-/-	-/-/-/-	-/-/rv/rv	-/-/-/-	-/-/-/-	-/-/-/-	-/-/-/-	18/16/20/18	19/19/25/22	-/-/-/-	-/-/rv/-	-/-/rv/rv	-/21/rv/rv
11	-/-/-/-	-/-/-/-	-/-/-/-	-/-/-/-	-/-/-/-	-/-/rv/rv	-/-/rv/-	18/19/24/23	14/16/16/16	-/-/-/-	-/-/rv/-	-/-/rv/rv	-/20/rv/rv
12	-/-/-/-	-/-/-/-	-/-/rv/-	-/-/-/-	-/-/-/-	-/-/-/-	-/-/-/-	18/17/18/17	19/21/21/20	-/-/-/-	-/25/rv/rv	-/-/-/-	-/-/rv/-
13	-/-/-/-	-/-/-/-	-/-/rv/rv	-/-/-/-	-/-/-/-	-/-/rv	-/-/-/-	12/16/15/15	19/19/20/17	-/-/-/-	25/24/rv/rv	-/-/-/-	-/-/rv/rv
14	-/-/-/-	-/-/-/-	-/-/-/-	-/-/-/-	-/-/-/-	-/-/-/-	-/-/-/-	8/15/12/11	19/19/20/17	-/-/-/-	24/24/25/24	-/-/-/-	-/-/rv/rv
15	-/-/-/-	-/-/-/-	-/-/-/-	-/-/-/-	-/-/-/-	-/-/-/-	-/-/-/-	8/17/14/11	16/16/12/14	-/-/-/-	-/-/rv/rv	-/-/rv/-	-/-/rv/rv

FINAL

rv = receiving votes np = no poll

NCAA RPI - AS OF MAY 30

BU	BYU	UCF	UC	UH	KU	K-STATE	OU	OSU	TCU	UT	TTU	WVU
139	131	33	62	112	72	45	14	11	39	47	58	37

GAME-BY-GAME

STARTING LINEUPS

GAME-BY-GAME STARTING LINEUPS										
Date	Opponent	1	2	3	4	5	6	7	8	9
2/16	vs. Cal*	Jones (0-1)	Ingram (0-1)	Day (0-1)	Culpepper (0-1)	Lodice (0-1)	Rivera (0-1)	Lobliner (0-1)	Pelletier (0-1)	Bishop (0-1)
2/17	vs. Boston College*	Jones (1-1)	Ingram (1-1)	Culpepper (1-0)	Day (1-1)	Lobliner (1-0)	Rivera (1-1)	English (1-0)	Pelletier (1-1)	Bishop (1-1)
2/18	vs. Georgetown*	Jones (2-1)	Ingram (2-1)	Culpepper (2-0)	Day (2-1)	Lobliner (2-0)	Rivera (2-1)	Lodice (1-0)	Pelletier (2-1)	Bishop (2-1)
2/20	at Arizona State	Jones (2-2)	Ingram (2-2)	Culpepper (2-1)	Day (2-2)	Lobliner (2-1)	Lodice (0-1)	Rivera (0-1)	Pelletier (2-2)	Bishop (2-2)
2/23	HOLY CROSS	English (1-0)	Jones (1-0)	Ingram (1-0)	Culpepper (1-1)	Day (1-0)	Lobliner (1-0)	Rivera (1-1)	Pelletier (3-2)	Bishop (3-2)
2/24	HOLY CROSS	English (1-1)	Jones (1-1)	Ingram (1-1)	Culpepper (1-2)	Day (1-1)	Lobliner (1-1)	Rivera (1-2)	Pelletier (3-3)	Bishop (3-3)
2/25	HOLY CROSS	Jones (3-2)	Day (1-0)	Culpepper (3-1)	English (1-0)	Ingram (1-0)	Schwalbach (1-0)	Lobliner (1-0)	Rivera (1-0)	Pelletier (1-0)
3/1	UMASS LOWELL	Jones (4-2)	Ingram (3-2)	Culpepper (4-1)	Day (3-2)	Lobliner (3-1)	English (1-0)	Rivera (2-2)	Pelletier (4-3)	Bishop (4-3)
3/2	UMASS LOWELL	Ingram (1-0)	Jones (2-1)	Culpepper (5-1)	Day (4-2)	English (1-0)	Lobliner (2-1)	Rivera (3-2)	Phillips (1-0)	Bishop (5-3)
3/3	UMASS LOWELL	Ingram (2-0)	Jones (3-1)	Culpepper (6-1)	Day (5-2)	English (2-0)	Lobliner (3-1)	Rivera (4-2)	Pelleiter (5-3)	Bishop (6-3)
3/5	at Tennessee	Ingram (2-1)	Jones (3-2)	Culpepper (6-2)	Day (5-3)	English (2-1)	Lobliner (3-2)	Rivera (4-3)	Pelleiter (5-4)	Bishop (6-4)
3/6	at Clemson	Ingram (2-2)	Jones (3-3)	Culpepper (6-3)	Day (5-4)	English (2-2)	Lobliner (3-3)	Rivera (4-4)	Pelleiter (5-5)	Bishop (6-5)
3/8	Cincinnati*	Ingram (3-2)	Jones (4-3)	Culpepper (7-3)	Day (6-4)	English (3-2)	Lobliner (4-3)	Rivera (5-4)	Pelleiter (6-5)	Bishop (7-5)
3/9	Cincinnati*	Ingram (3-3)	Jones (4-4)	Culpepper (7-4)	Day (6-5)	English (3-3)	Lodice (0-2)	Rivera (5-5)	Pelleiter (6-6)	Bishop (7-6)
3/10	Cincinnati*	Ingram (4-3)	Jones (5-4)	Culpepper (8-4)	Day (7-5)	English (4-3)	Lodice (1-2)	Lobliner (2-0)	Pelletier (7-6)	Rivera (1-0)
3/13	SOUTH DAKOTA ST.	Ingram (5-3)	Jones (6-4)	Culpepper (9-4)	Day (8-5)	English (5-3)	Lodice (2-2)	Rivera (6-5)	Pelletier (9-6)	Bishop (8-6)
3/15	MISSOURI STATE	Ingram (6-3)	Jones (7-4)	Culpepper (10-4)	Day (9-5)	English (6-3)	Lodice (3-2)	Lobliner (3-0)	Pelletier (10-6)	Rivera (2-0)
3/16	MISSOURI STATE	Ingram (7-3)	Jones (8-4)	Culpepper (11-4)	Day (10-5)	English (7-3)	Parsons (1-0)	Pelletier (1-0)	Lodice (1-0)	Bishop (9-6)
3/17	MISSOURI STATE	Ingram (8-3)	Jones (9-4)	Culpepper (12-4)	Day (11-5)	English (8-3)	Parsons (2-0)	Pelletier (2-0)	Lobliner (1-0)	Lodice (1-0)
3/19	at Wichita State	Ingram (9-3)	Jones (10-4)	Culpepper (13-4)	Day (12-5)	English (9-3)	Rivera (3-1)	Pelletier (3-0)	Phillips (2-0)	Bishop (10-6)
3/22	at Houston*	Ingram (10-3)	Jones (11-4)	Day (1-1)	Culpepper (2-2)	English (10-3)	Rivera (4-1)	Pelletier (4-0)	Phillips (3-0)	Bishop (11-6)
3/23	at Houston*	Ingram (11-3)	Jones (12-4)	Day (2-1)	Culpepper (3-2)	English (11-3)	Rivera (5-1)	Pelletier (5-0)	Lobliner (2-0)	Bishop (12-6)
3/24	at Houston*	Ingram (12-3)	Jones (13-4)	Day (3-1)	Culpepper (4-2)	English (12-3)	Parsons (3-0)	Rivera (7-5)	Lodice (2-0)	Pelletier (2-0)
3/26	NEBRASKA	CANCELED								
3/28	TEXAS*	Ingram (13-3)	Jones (14-4)	Day (4-1)	Culpepper (5-2)	English (13-3)	Lodice (4-2)	Rivera (8-5)	Pelletier (11-6)	Bishop (13-6)
3/29	TEXAS*	Ingram (13-4)	Jones (14-5)	Day (4-2)	Culpepper (5-3)	English (13-4)	Lodice (4-3)	Rivera (8-6)	Pelletier (11-7)	Bishop (13-7)
3/30	TEXAS*	Ingram (13-5)	Jones (14-6)	Day (4-3)	Culpepper (5-4)	English (13-5)	Parsons (3-1)	Lodice (1-1)	Pelletier (11-8)	Bishop (13-8)
4/3	at Missouri State	Ingram (14-5)	Jones (15-6)	Day (5-3)	Culpepper (6-4)	English (14-5)	Parsons (4-1)	Lodice (2-1)	Schwalbach (1-0)	Pelletier (3-0)
4/5	at UCF*	Ingram (14-6)	Jones (15-7)	Day (5-4)	Culpepper (6-5)	English (14-6)	Parsons (4-2)	Lodice (2-2)	Bishop (0-1)	Pelletier (3-1)
4/6	at UCF*	Ingram (15-6)	Jones (16-7)	Day (6-4)	Culpepper (7-5)	English (15-6)	Rivera (6-1)	Pelletier (6-0)	Lobliner (3-0)	Bishop (14-8)
4/7	at UCF*	Ingram (15-7)	Jones (16-8)	Day (6-5)	Culpepper (7-6)	English (15-7)	Rivera (6-2)	Pelletier (6-1)	Lobliner (3-1)	Bishop (14-9)
4/10	WICHITA STATE	Ingram (16-7)	Jones (17-8)	Day (7-5)	Culpepper (8-6)	English (16-7)	Parsons (5-2)	Lobliner (4-0)	Pelletier (12-8)	Bishop (15-9)
4/12	at Oklahoma*	Ingram (16-8)	Jones (17-9)	Culpepper (13-5)	Day (12-6)	English (16-8)	Rivera (6-3)	Lobliner (4-1)	Bishop (0-2)	Pelletier (3-2)
4/13	at Oklahoma*	Ingram (16-9)	Jones (17-10)	Culpepper (13-6)	Day (12-7)	Lobliner (3-2)	Parsons (5-3)	English (1-1)	Pelletier (12-9)	Bishop (15-10)
4/14	at Oklahoma*	Ingram (16-10)	Jones (17-11)	Culpepper (13-7)	Day (12-8)	English (16-9)	Parsons (5-4)	Phillips (0-1)	Pelletier (12-10)	Bishop (15-11)
4/16	at UCONN	Ingram (16-11)	Jones (17-12)	Day (7-6)	Culpepper (8-7)	English (16-10)	Phillips (0-1)	Pelletier (6-2)	Bishop (0-3)	Parsons (0-1)
4/17	at Northeastern	English (2-1)	Day (2-0)	Culpepper (14-7)	Jones (1-0)	Ingram (1-0)	Lodice (4-2)	Bishop (1-0)	Pelletier (13-10)	Parsons (1-1)
4/19	OKLAHOMA STATE*	English (3-1)	Jones (18-12)	Day (8-6)	Culpepper (9-7)	Ingram (2-0)	Phillips (1-1)	Pelletier (7-2)	Bishop (1-3)	Parsons (2-1)
4/20	OKLAHOMA STATE*	English (4-1)	Jones (19-12)	Day (9-6)	Culpepper (10-7)	Ingram (3-0)	Pelletier (1-0)	Lodice (1-0)	Bishop (2-3)	Parsons (3-1)
4/21	OKLAHOMA STATE*	Lodice (0-1)	Jones (19-13)	Day (9-7)	Culpepper (10-8)	English (16-11)	Pelletier (1-1)	Ingram (0-1)	Bishop (2-4)	Parsons (3-2)
4/23	OMAHA	Jones (5-2)	Parsons (1-0)	Culpepper (15-7)	Day (13-8)	English (17-11)	Pelletier (2-1)	Ingram (1-1)	Lobliner (4-1)	Phillips (1-0)
4/26	at TCU*	English (4-2)	Jones (19-14)	Culpepper (15-8)	Day (13-9)	Pelletier (0-1)	Lobliner (4-4)	Ingram (1-2)	Parsons (0-1)	Rivera (2-1)
4/27	at TCU*	Jones (5-3)	English (0-1)	Day (9-8)	Culpepper (10-9)	Pelletier (0-2)	Rivera (6-4)	Parsons (0-1)	Ingram (0-1)	Bishop (15-11)
4/27	at TCU*	Jones (6-3)	English (1-1)	Day (10-8)	Culpepper (11-9)	Pelletier (1-2)	Rivera (7-4)	Parsons (1-1)	Ingram (1-1)	Lodice (2-0)
5/1	at Nebraska	Jones (6-4)	English (1-2)	Day (10-9)	Culpepper (11-10)	Pelletier (1-3)	Ingram (0-1)	Parsons (1-2)	Lobliner (4-2)	Bishop (15-12)
5/3	KU*	Jones (7-4)	Parsons (2-0)	Culpepper (16-8)	Day (14-9)	English (18-11)	Rivera (8-4)	Pelletier (8-2)	Ingram (2-1)	Bishop (16-12)
5/4	KU*	Jones (7-5)	Parsons (2-1)	Culpepper (16-9)	Day (14-10)	English (18-12)	Rivera (8-5)	Pelletier (8-3)	Ingram (2-2)	Bishop (16-13)
5/5	KU*	English (5-2)	Jones (20-14)	Culpepper (17-9)	Day (15-10)	Rivera (1-0)	Parsons (6-4)	Pelletier (9-3)	Ingram (3-2)	Bishop (17-3)
5/10	at West Virginia*	Jones (8-5)	Lodice (1-0)	Day (11-9)	Culpepper (12-10)	English (19-12)	Parsons (7-4)	Bishop (2-0)	Pelletier (14-10)	Ingram (1-0)
5/11	at West Virginia*	Jones (8-6)	English (1-3)	Day (11-10)	Culpepper (12-11)	Parsons (0-1)	Lobliner (4-5)	Bishop (2-1)	Ingram (3-3)	Pelletier (3-3)
5/12	at West Virginia*	English (5-3)	Jones (20-15)	Culpepper (17-10)	Day (15-11)	Rivera (1-1)	Parsons (7-5)	Ingram (1-3)	Phillips (3-1)	Bishop (17-4)
5/14	SOUTH DAKOTA STATE	CANCELED								
5/16	BYU*	Jones (9-6)	Rivera (1-0)	Day (12-10)	Culpepper (13-11)	English (20-12)	Parsons (8-5)	Ingram (2-3)	Pelletier (15-10)	Bishop (18-4)
5/17	BYU*	Jones (10-6)	Lodice (2-0)	Day (13-10)	Culpepper (14-11)	Parsons (1-1)	English (2-0)	Ingram (3-3)	Pelletier (16-10)	Bishop (18-4)
5/18	BYU*	Jones (10-7)	Ingram (3-3)	Day (13-11)	Culpepper (14-12)	Lodice (0-1)	Rivera (8-6)	Parsons (1-3)	Bishop (2-5)	Phillips (1-1)
5/21	vs. KU	Jones (10-8)	Culpepper (0-1)	Day (13-12)	English (1-1)	Lodice (0-2)	Bishop (0-1)	Parsons (1-4)	Phillips (3-2)	Ingram (1-1)
5/22	vs. West Virginia	Jones (11-8)	Lodice (3-0)	Culpepper (18-10)	Day (16-11)	Bishop (1-0)	English (3-0)	Parsons (2-4)	Pelletier (17-10)	Ingram (2-1)
5/23	vs. TCU	Jones (11-9)	Culpepper (0-2)	Day (13-13)	English (1-2)	Bishop (1-1)	Rivera (8-7)	Parsons (2-5)	Karl (0-1)	Pelletier (3-4)

(Result with player in starting lineup order)

GAME-BY-GAME

STARTERS BY POSITION

GAME-BY-GAME STARTERS BY POSITION											
Date	Opponent	SP	C	1B	2B	3B	SS	LF	CF	RF	DH
2/16	Cal^	Boerema (0-1)	Pelletier (0-1)	Bishop (0-1)	Day (0-1)	Rivera (0-1)	Culpepper (0-1)	Ingram (0-1)	Jones (0-1)	Lodice (0-1)	Lobliner (0-1)
2/17	Boston College^	Ruhl (1-0)	Pelletier (1-1)	Bishop (1-1)	Day (1-1)	Rivera (1-1)	Culpepper (1-1)	Ingram (1-1)	Jones (1-1)	English (1-0)	Lobliner (1-1)
2/18	Georgetown^	Frost (1-0)	Pelletier (2-1)	Bishop (2-1)	Day (2-1)	Rivera (2-1)	Culpepper (2-1)	Ingram (2-1)	Jones (2-1)	Lodice (1-1)	Lobliner (2-1)
2/20	at Arizona State	Boerema (0-2)	Pelletier (2-2)	Bishop (2-2)	Day (2-2)	Rivera (2-2)	Culpepper (2-2)	Ingram (2-2)	Jones (2-2)	Lodice (1-2)	Lobliner (2-2)
2/23	HOLY CROSS	Ruhl (2-0)	Pelletier (3-2)	Bishop (3-2)	Day (3-2)	Rivera (3-2)	Culpepper (3-2)	Ingram (3-2)	Jones (3-2)	English (2-0)	Lobliner (3-2)
2/24	HOLY CROSS	Frost (1-1)	Pelletier (3-3)	Bishop (3-3)	Day (3-3)	Rivera (3-3)	Culpepper (3-3)	Ingram (3-3)	Jones (3-3)	English (2-1)	Lobliner (3-3)
2/25	HOLY CROSS	Boerema (1-2)	Pelletier (4-3)	Lobliner (1-0)	Day (4-3)	Rivera (4-3)	Culpepper (4-3)	Ingram (4-3)	Jones (4-3)	English (3-1)	Schwalbach (1-0)
3/1	UMASS LOWELL	Boerema (2-2)	Pelletier (5-3)	Bishop (4-3)	Day (5-3)	Rivera (5-3)	Culpepper (5-3)	Ingram (5-3)	Jones (5-3)	English (4-1)	Lobliner (4-3)
3/2	UMASS LOWELL	Frost (2-1)	Phillips (1-0)	Bishop (5-3)	Day (6-3)	Rivera (6-3)	Culpepper (6-3)	Ingram (6-3)	Jones (6-3)	English (5-1)	Lobliner (5-3)
3/3	UMASS LOWELL	Wintroub (1-0)	Pelletier (6-3)	Bishop (6-3)	Day (7-3)	Rivera (7-3)	Culpepper (7-3)	Ingram (7-3)	Jones (7-3)	English (6-1)	Lobliner (6-3)
3/5	at Tennessee	Boerema (2-3)	Pelletier (6-4)	Bishop (6-4)	Day (7-4)	Rivera (7-4)	Culpepper (7-4)	Ingram (7-4)	Jones (7-4)	English (6-2)	Lobliner (6-4)
3/6	at Clemson	Evans (0-1)	Pelletier (6-5)	Bishop (6-5)	Day (7-5)	Rivera (7-5)	Culpepper (7-5)	Ingram (7-5)	Jones (7-5)	English (6-3)	Lobliner (6-5)
3/8	CINCINNATI*	Frost (3-1)	Pelletier (7-5)	Bishop (7-5)	Day (8-5)	Rivera (8-5)	Culpepper (8-5)	Ingram (8-5)	Jones (8-5)	English (7-3)	Lobliner (7-5)
3/9	CINCINNATI*	Wintroub (1-1)	Pelletier (7-6)	Bishop (7-6)	Day (8-6)	Rivera (8-6)	Culpepper (8-6)	Ingram (8-6)	Jones (8-6)	English (7-4)	Lodice (0-1)
3/10	CINCINNATI*	Boerema (3-3)	Pelletier (8-6)	Lobliner (2-0)	Day (9-6)	Rivera (9-6)	Culpepper (9-6)	Ingram (9-6)	Jones (9-6)	Lodice (2-2)	English (1-0)
3/13	SOUTH DAKOTA ST.	Guyette (1-0)	Pelletier (9-6)	Bishop (8-6)	Day (10-6)	Rivera (10-6)	Culpepper (10-6)	Ingram (10-6)	Jones (10-6)	Lodice (3-2)	English (2-0)
3/15	MISSOURI STATE	Wintroub (2-1)	Pelletier (10-6)	Lobliner (2-0)	Day (11-6)	Rivera (11-6)	Culpepper (11-6)	Ingram (11-6)	Jones (11-6)	Lodice (4-2)	English (3-0)
3/16	MISSOURI STATE	Frost (4-1)	Pelletier (11-6)	Bishop (9-6)	Day (12-6)	Parsons (1-0)	Culpepper (12-6)	Ingram (12-6)	Jones (12-6)	Lodice (5-2)	English (4-0)
3/17	MISSOURI STATE	Boerema (4-3)	Pelletier (12-6)	Lobliner (3-0)	Day (13-6)	Parsons (2-0)	Culpepper (13-6)	Ingram (13-6)	Jones (13-6)	Lodice (6-2)	English (5-0)
3/19	at Wichita State	Evans (1-1)	Pelletier (13-6)	Bishop (10-6)	Day (14-6)	Rivera (12-6)	Culpepper (14-6)	Ingram (14-6)	Jones (14-6)	English (8-4)	Phillips (1-0)
3/22	at Houston*	Wintroub (3-1)	Pelletier (14-6)	Bishop (11-6)	Day (15-6)	Rivera (13-6)	Culpepper (15-6)	Ingram (15-6)	Jones (15-6)	English (9-4)	Phillips (2-0)
3/23	at Houston*	Frost (5-1)	Pelletier (15-6)	Bishop (12-6)	Day (16-6)	Rivera (14-6)	Culpepper (16-6)	Ingram (16-6)	Jones (16-6)	English (10-4)	Lobliner (8-5)
3/24	at Houston*	Boerema (5-3)	Pelletier (16-6)	Bishop (13-6)	Day (17-6)	Rivera (15-6)	Culpepper (17-6)	Ingram (17-6)	Jones (17-6)	English (11-4)	Lobliner (9-5)
3/26	NEBRASKA	CANCELED									
3/28	TEXAS*	Wintroub (4-1)	Pelletier (17-6)	Bishop (14-6)	Day (18-6)	Rivera (16-6)	Culpepper (18-6)	Ingram (18-6)	Jones (18-6)	Lodice (7-2)	English (6-0)
3/29	TEXAS*	Frost (5-2)	Pelletier (17-7)	Bishop (14-7)	Day (18-7)	Rivera (16-7)	Culpepper (18-7)	Ingram (18-7)	Jones (18-7)	Lodice (7-3)	English (6-1)
3/30	TEXAS*	Boerema (5-4)	Pelletier (17-8)	Bishop (14-8)	Day (18-8)	Parsons (2-1)	Culpepper (18-8)	Ingram (18-8)	Jones (18-8)	Lodice (7-4)	English (6-2)
4/3	at Missouri State	Dean (1-0)	Pelletier (18-8)	Lodice (1-0)	Day (19-8)	Parsons (3-1)	Culpepper (19-8)	Ingram (19-8)	Jones (19-8)	English (12-4)	Schwalbach (2-0)
4/5	at UCF*	Wintroub (4-2)	Pelletier (18-9)	Bishop (14-9)	Day (19-9)	Parsons (3-2)	Culpepper (19-9)	Ingram (19-9)	Jones (19-9)	Lodice (8-4)	English (6-3)
4/6	at UCF*	Boerema (6-4)	Pelletier (19-9)	Bishop (15-9)	Day (20-9)	Rivera (17-7)	Culpepper (20-9)	Ingram (20-9)	Jones (20-9)	English (13-4)	Lobliner (10-5)
4/7	at UCF*	Dean (1-1)	Pelletier (19-10)	Bishop (15-10)	Day (20-10)	Rivera (17-8)	Culpepper (20-10)	Ingram (20-10)	Jones (20-10)	English (13-5)	Lobliner (10-6)
4/10	WICHITA STATE	Buss (1-0)	Pelletier (20-10)	Bishop (16-10)	Day (21-10)	Parsons (4-2)	Culpepper (21-10)	Ingram (21-10)	Jones (21-10)	English (14-5)	Lobliner (11-6)
4/12	at Oklahoma*	Wintroub (4-3)	Pelletier (20-11)	Bishop (16-11)	Day (21-11)	Rivera (17-9)	Culpepper (21-11)	Ingram (21-11)	Jones (21-11)	English (14-6)	Lobliner (11-7)
4/13	at Oklahoma*	Boerema (6-5)	Pelletier (20-12)	Bishop (16-12)	Day (21-12)	Parsons (4-3)	Culpepper (21-12)	Ingram (21-12)	Jones (21-12)	English (14-7)	Lobliner (11-8)
4/14	at Oklahoma*	Dean (1-2)	Pelletier (20-13)	Bishop (16-13)	Day (21-13)	Parsons (4-4)	Culpepper (21-13)	Ingram (21-13)	Jones (21-13)	English (14-8)	Phillips (2-1)
4/16	at UCONN	Ruhl (2-1)	Pelletier (20-14)	Bishop (16-14)	Day (21-14)	Parsons (4-5)	Culpepper (21-14)	Ingram (21-14)	Jones (21-14)	English (14-9)	Phillips (2-2)
4/17	at Northeastern	Wintroub (5-3)	Pelletier (21-14)	Bishop (17-14)	Day (22-14)	Parsons (5-5)	Culpepper (22-14)	Ingram (22-14)	Jones (22-14)	Lodice (9-4)	English (7-3)
4/19	OKLAHOMA STATE*	Boerema (7-5)	Pelletier (22-14)	Bishop (18-14)	Day (23-14)	Parsons (6-5)	Culpepper (23-14)	Ingram (23-14)	Jones (23-14)	English (15-9)	Phillips (3-2)
4/20	OKLAHOMA STATE*	Wentworth (1-0)	Pelletier (23-14)	Bishop (19-14)	Day (24-14)	Parsons (7-5)	Culpepper (24-14)	Ingram (24-14)	Jones (24-14)	English (16-9)	Lodice (1-1)
4/21	OKLAHOMA STATE*	Ruhl (2-2)	Pelletier (23-15)	Bishop (19-15)	Day (24-15)	Parsons (7-6)	Culpepper (24-15)	Ingram (24-15)	Jones (24-15)	English (16-10)	Lodice (1-2)
4/23	OMAHA	Wintroub (6-3)	Phillips (2-0)	Lobliner (4-0)	Day (25-15)	Parsons (8-6)	Culpepper (25-15)	Ingram (25-15)	Jones (25-15)	English (17-10)	Pelletier (1-0)
4/26	at TCU*	Ruhl (2-3)	Pelletier (23-16)	Lobliner (4-1)	Day (25-16)	Parsons (8-07)	Culpepper (25-16)	Ingram (25-16)	Jones (25-16)	English (17-11)	Rivera (0-1)
4/27	at TCU*	Wentworth (1-1)	Pelletier (23-17)	Bishop (19-16)	Day (25-17)	Parsons (8-8)	Culpepper (25-17)	Ingram (25-17)	Jones (25-17)	English (17-12)	Rivera (0-2)
4/27	at TCU*	Boerema (8-5)	Pelletier (24-17)	Lodice (2-0)	Day (26-17)	Parsons (9-8)	Culpepper (26-17)	Ingram (26-17)	Jones (26-17)	English (18-12)	Rivera (1-2)
5/1	at Nebraska	Wintroub (6-4)	Pelletier (24-18)	Bishop (19-17)	Day (26-18)	Parsons (9-9)	Culpepper (26-18)	Ingram (26-18)	Jones (26-18)	English (18-13)	Lobliner (11-9)
5/3	KU*	Boerema (9-5)	Pelletier (25-18)	Bishop (20-17)	Day (27-18)	Parsons (10-9)	Culpepper (27-18)	Ingram (27-18)	Jones (27-18)	English (19-13)	Rivera (2-2)
5/4	KU*	Wentworth (1-2)	Pelletier (25-19)	Bishop (20-18)	Day (27-19)	Parsons (10-10)	Culpepper (27-19)	Ingram (27-19)	Jones (27-19)	English (19-14)	Rivera (2-3)
5/5	KU*	Wintroub (7-4)	Pelletier (26-19)	Bishop (21-18)	Day (28-19)	Parsons (11-10)	Culpepper (28-19)	Ingram (28-19)	Jones (28-19)	English (20-14)	Rivera (3-3)
5/10	at West Virginia*	Boerema (10-5)	Pelletier (27-19)	Bishop (22-18)	Day (29-19)	Parsons (12-10)	Culpepper (29-19)	Ingram (29-19)	Jones (29-19)	English (21-14)	Lodice (2-2)
5/11	at West Virginia*	Wentworth (1-3)	Pelletier (27-20)	Bishop (22-19)	Day (29-20)	Parsons (12-11)	Culpepper (29-20)	Ingram (29-20)	Jones (29-20)	English (21-15)	Lobliner (11-10)
5/12	at West Virginia*	Wintroub (7-5)	Phillips (2-1)	Bishop (22-20)	Day (29-21)	Parsons (12-12)	Culpepper (29-21)	Ingram (29-21)	Jones (29-21)	English (21-16)	Rivera (3-4)
5/14	SOUTH DAKOTA STATE	CANCELED									
5/16	BYU*	Boerema (11-6)	Pelletier (28-20)	Bishop (23-20)	Day (30-21)	Parsons (13-12)	Culpepper (30-21)	Ingram (30-21)	Jones (30-21)	English (22-16)	Rivera (4-4)
5/17	BYU*	Wentworth (2-3)	Pelletier (29-20)	Bishop (24-20)	Day (31-21)	Parsons (14-12)	Culpepper (31-21)	Ingram (31-21)	Jones (31-21)	English (23-16)	Lodice (3-2)
5/18	BYU*	Frost (5-3)	Phillips (2-2)	Bishop (24-21)	Day (31-22)	Parsons (14-13)	Culpepper (31-22)	Ingram (31-22)	Jones (31-22)	Lodice (9-5)	Rivera (4-5)
5/21	vs. KU	Wintroub (7-6)	Phillips (2-3)	Bishop (24-22)	Day (31-23)	Parsons (14-14)	Culpepper (31-23)	Ingram (31-23)	Jones (31-23)	English (23-17)	Lodice (3-3)
5/22	vs. West Virginia	Boerema (12-6)	Pelletier (30-20)	Bishop (25-22)	Day (32-23)	Parsons (15-14)	Culpepper (32-23)	Ingram (32-23)	Jones (32-23)	English (24-17)	Lodice (4-3)
5/23	vs. TCU	Wentworth (2-4)	Pelletier (30-21)	Bishop (25-23)	Day (32-24)	Parsons (15-15)	Culpepper (32-24)	Karl (0-1)	Jones (32-24)	English (24-18)	Rivera (4-6)

(Result with player starting at position)

GAME-BY-GAME

OFFENSE

K-STATE HITTING GAME BY GAME																							
Date	Opponent	AB	R	H	RBI	2B	3B	HR	TB	BB	IBB	SB	CS	HBP	SAC	SF	GDP	K	PO	A	E	LOB	Avg
2/16	Cal^	35	3	9	3	2	1	1	16	2	0	1	0	0	0	0	0	11	24	7	1	7	.257
2/17	Boston College^	34	6	9	6	4	0	0	13	5	1	0	0	1	0	0	0	10	27	8	0	7	.261
2/18	Georgetown^	30	7	9	7	0	2	3	22	7	0	0	1	1	1	0	1	8	27	10	1	8	.273
2/20	at Arizona State	31	6	7	6	0	0	2	13	12	1	6	0	0	0	1	2	11	24	4	0	11	.262
2/23	HOLY CROSS	35	17	13	15	2	0	3	24	9	0	8	0	4	0	0	0	7	27	9	1	7	.285
2/24	HOLY CROSS	37	10	8	9	1	0	3	18	13	0	4	0	0	0	1	0	8	30	10	2	12	.272
2/25	HOLY CROSS	34	5	11	5	2	0	1	16	4	0	6	0	1	0	0	0	5	27	5	1	10	.280
3/1	UMASS LOWELL	32	10	9	9	2	0	3	20	7	0	2	1	2	0	0	0	9	27	9	0	7	.280
3/2	UMASS LOWELL	43	17	20	16	5	1	3	36	6	0	4	0	2	0	0	1	12	27	12	1	10	.305
3/3	UMASS LOWELL	32	10	10	10	2	0	1	15	8	0	4	0	3	0	0	2	5	27	11	0	9	.306
3/5	at Tennessee	33	5	8	5	2	0		13	7	0	0	0	1	0	0	2	9	24	10	0	9	.301
3/6	at Clemson	36	3	10	3	1	0	0	11	5	0	0	0	0	0	1	0	10	24	10	1	12	.299
3/8	CINCINNATI*	33	4	9	4	1	0	2	16	6	0	3	1	0	0	1	0	6	27	9	2	12	.297
3/9	CINCINNATI*	34	7	10	6	2	0	0	12	10	0	1	1	0	0	1	2	7	27	10	1	11	.296
3/10	CINCINNATI*	52	14	19	12	3	0	4	34	6	1	1	0	0	0	1	0	7	36	14	0	11	.303
3/13	SOUTH DAKOTA ST.	37	16	15	13	3	2	1	25	13	0	3	0	1	0	0	1	8	27	7	0	11	.310
3/15	MISSOURI STATE	32	7	11	6	3	0	2	20	4	0	4	2	2	1	0	0	6	27	10	0	8	.312
3/16	MISSOURI STATE	37	12	15	12	2	1	2	25	5	0	2	1	0	0	1	0	3	27	11	1	7	.317
3/17	MISSOURI STATE	33	11	10	9	3	0	1	16	6	0	1	0	1	0	0	1	7	27	14	0	5	.315
3/19	at Wichita State	39	8	13	8	4	0	0	17	3	0	0	0	1	0	0	1	8	27	13	1	8	.317
3/22	at Houston*	32	5	6	4	1	0	0	7	5	0	2	2	0	2	0	0	12	27	11	0	7	.312
3/23	at Houston*	36	6	9	4	2	0	0	11	5	0	2	1	1	0	0	0	8	27	12	0	9	.309
3/24	at Houston*	42	9	15	9	1	1	0	18	5	0	3	0	1	2	0	0	7	27	10	3	14	.311
3/26	NEBRASKA	CANCELED																					
3/28	TEXAS*	40	14	18	12	5	0	3	32	7	0	3	2	0	0	0	0	5	27	11	0	9	.318
3/29	TEXAS*	41	11	15	11	2	1	4	31	4	0	0	0	0	0	1	1	10	27	6	3	8	.320
3/30	TEXAS*	38	3	11	3	0	1	0	13	3	0	3	0	0	0	0	1	8	27	10	2	11	.319
4/3	at Missouri State	35	8	8	6	1	1	1	14	10	0	8	1	1	0	0	0	13	27	8	0	11	.316
4/5	at UCF*	32	4	8	4	0	1	1	13	5	0	0	0	0	2	2	0	12	24	3	2	10	.313
4/6	at UCF*	27	4	5	4	1	0	1	9	7	1	5	1	1	1	2	0	3	27	12	1	7	.310
4/7	at UCF*	30	1	3	1	0	0	0	3	2	0	0	0	0	0	0	0	10	24	11	4	4	.304
4/10	WICHITA STATE	33	6	12	6	1	0	0	13	2	0	0	2	0	1	1	0	4	27	14	1	7	.306
4/12	at Oklahoma*	36	5	8	4	2	0	0	10	2	0	2	0	1	0	0	0	10	24	11	1	7	.303
4/13	at Oklahoma*	33	4	6	4	1	1	0	9	2	0	2	0	0	0	0	0	10	24	11	1	4	.300
4/14	at Oklahoma*	37	7	12	6	3	0	2	21	2	0	1	0	0	0	0	1	10	26	7	1	5	.301
4/16	at UCONN	29	0	5	0	1	0	0	6	3	0	0	1	0	0	0	2	8	24	7	1	5	.298
4/17	at Northeastern	40	9	9	6	2	0	2	17	8	0	5	0	2	1	0	1	10	33	7	2	9	.295
4/19	OKLAHOMA STATE*	47	6	14	6	5	0	1	22	5	1	4	0	0	1	0	0	14	36	10	0	13	.295
4/20	OKLAHOMA STATE*	33	7	9	7	1	0	3	19	2	0	3	0	0	0	1	0	8	27	8	0	5	.295
4/21	OKLAHOMA STATE*	36	4	7	3	0	0	0	7	3	0	3	0	0	0	0	0	10	27	10	1	8	.292
4/23	OMAHA	28	6	8	5	3	0	0	11	11	0	4	0	2	0	2	0	5	27	13	2	13	.292
4/26	at TCU*	31	0	5	0	0	0	0	5	8	0	0	1	0	0	0	1	13	24	12	2	12	.289
4/27	at TCU*	34	4	12	4	1	0	1	16	6	0	3	0	0	0	1	2	6	24	8	3	10	.291
4/27	at TCU*	33	6	7	5	3	0	2	16	6	0	1	1	0	0	0	1	13	7	10	0	6	.289
4/1	at Nebraska	27	0	0	0	0	0	0	0	2	0	0	0	0	0	0	1	12	24	11	2	2	.284
5/3	KU*	30	3	10	2	1	0	0	11	4	1	1	1	0	0	0	1	0	27	10	0	7	.285
5/4	KU*	31	0	6	0	1	0	0	7	3	0	0	0	1	0	0	2	8	27	9	0	8	.283
5/5	KU*	29	4	7	4	0	0	0	7	4	0	3	0	0	0	2	0	12	27	8	0	7	.282
5/10	at West Virginia*	34	4	8	4	3	0	0	11	4	0	4	1	2	1	0	0	7	27	6	0	10	.281
5/11	at West Virginia*	27	0	3	0	0	0	0	3	2	0	1	1	1	1	0	0	12	24	8	3	4	.279
5/12	at West Virginia*	33	5	5	5	1	1	0	8	2	0	1	0	0	2	0	0	7	24	10	2	5	.276
5/14	SOUTH DAKOTA STATE	CANCELED																					
5/16	BYU*	38	7	7	6	0	0	1	10	7	1	2	1	2	2	1	1	8	36	4	3	8	.274
5/17	BYU*	29	2	6	2	0	0	0	6	1	0	0	0	0	1	0	0	3	27	8	0	5	.273
5/18	BYU*	41	8	11	8	3	1	3	25	6	1	3	0	0	0	0	1	4	30	7	1	9	.273
5/21	vs. KU	32	1	7	1	1	0	0	8	5	0	2	0	0	1	0	1	12	27	13	1	10	.272
5/22	vs. West Virginia	32	8	7	7	2	0	0	9	11	0	1	0	0	0	0	0	5	27	7	1	8	.271
5/23	vs. TCU	33	4	8	4	0	0	1	11	2	0	4	0	1	0	0	0	12	27	11	0	5	.271
Totals		1928	353	522	321	92	15	59	821	304	8	127	23	36	20	20	30	468	1508	527	56	464	.271

GAME-BY-GAME

PITCHING

K-STATE PITCHING GAME BY GAME																					
Date	Opponent	IP	H	R	ER	BB	SO	2B	3B	HR	WP	BK	HBP	DP	IBB	Score	W	L	SV	ERA	
2/16	Cal^	8.0	11	6	6	1	12	2	1	0	0	0	1	2	0	3-6	0	1	0	6.75	
2/17	Boston College^	9.0	5	4	4	5	12	0	0	1	0	0	1	3	0	6-4	1	1	1	5.29	
2/18	Georgetown^	9.0	6	6	5	4	8	1	0	2	0	0	2	0	0	7-6	2	1	2	5.19	
2/20	at Arizona State	8.0	10	9	9	6	14	1	0	1	2	0	2	1	0	6-9	2	2	2	6.35	
2/23	HOLY CROSS	9.0	114	11	10	6	8	3	0	2	0	0	4	0	0	17-11	3	2	3	7.12	
2/24	HOLY CROSS	10.0	13	13	11	4	17	2	0	3	0	0	2	0	0	10-13	3	3	3	7.64	
2/25	HOLY CROSS	9.0	6	4	3	4	14	1	0	2	0	0	0	1	0	5-4	4	3	4	6.97	
3/1	UMASS LOWELL	9.0	6	1	1	1	13	2	1	0	0	0	0	0	0	10-1	5	3	4	6.21	
3/2	UMASS LOWELL	9.0	10	3	2	4	7	4	0	0	0	0	0	0	0	17-3	6	3	4	5.74	
3/3	UMASS LOWELL	9.0	5	1	1	2	9	0	0	1	0	0	1	0	0	10-1	7	3	4	5.26	
3/5	at Tennessee	8.0	17	15	15	4	7	4	0	6	1	0	1	0	0	5-15	7	4	4	6.22	
3/6	at Clemson	8.0	8	8	5	6	9	1	1	2	3	0	0	0	0	3-8	7	5	4	6.17	
3/8	CINCINNATI*	9.0	0	0	0	2	9	0	0	0	0	0	1	0	0	4-0	8	5	4	5.68	
3/9	CINCINNATI*	9.0	9	11	10	6	11	1	0	0	0	0	4	0	0	7-11	8	6	4	6.00	
3/10	CINCINNATI*	12.0	20	13	13	7	11	0	1	2	1	0	2	2	0	14-13	0	6	4	6.33	
3/13	SOUTH DAKOTA ST.	9.0	5	5	5	2	11	2	0	2	0	0	1	0	0	16-5	10	6	4	6.25	
3/15	MISSOURI STATE	9.0	9	3	3	1	12	2	1	1	0	0	0	1	1	7-3	11	6	5	6.06	
3/16	MISSOURI STATE	9.0	10	6	6	3	11	3	0	1	1	0	1	0	0	12-6	12	6	5	6.06	
3/17	MISSOURI STATE	9.0	4	3	2	1	7	1	0	0	0	0	1	0	0	11-3	13	6	5	5.84	
3/19	at Wichita State	9.0	8	6	6	1	7	4	1	0	2	0	2	1	0	8-6	14	6	6	5.85	
3/22	at Houston*	9.0	6	3	3	0	11	1	0	2	0	0	0	1	0	5-3	15	6	7	5.71	
3/23	at Houston*	9.0	5	5	5	7	8	0	0	0	0	0	1	0	0	6-5	16	6	7	5.68	
3/24	at Houston*	9.0	6	3	2	5	9	1	0	1	0	0	1	1	0	9-3	17	6	7	5.52	
3/26	NEBRASKA	CANCELED																			
3/28	TEXAS*	9.0	10	6	6	2	7	3	0	3	0	0	1	0	0	14-6	18	6	7	5.54	
3/29	TEXAS*	9.0	22	21	17	2	12	6	0	4	1	0	2	0	0	11-21	18	7	7	6.00	
3/30	TEXAS*	9.0	6	6	4	5	9	2	0	2	0	0	3	1	0	3-6	18	8	7	5.92	
4/3	at Missouri State	9.0	7	4	4	6	11	2	0	0	0	0	3	2	0	8-4	19	8	7	5.85	
4/5	at UCF*	8.0	14	7	7	1	12	2	0	1	2	0	0	0	0	4-7	19	9	7	5.92	
4/6	at UCF*	9.0	5	3	2	3	11	2	0	1	0	0	1	0	0	4-3	20	9	8	5.78	
4/7	at UCF*	8.0	8	6	4	2	8	2	0	0	0	0	1	1	0	1-6	20	10	8	5.74	
4/10	WICHITA STATE	9.0	9	3	3	0	5	1	0	0	0	0	1	2	0	6-3	21	10	9	5.65	
4/12	at Oklahoma*	8.0	12	12	9	7	6	3	2	0	2	0	0	2	0	5-12	21	11	9	5.78	
4/13	at Oklahoma*	8.0	16	11	10	4	7	6	0	3	0	0	0	1	0	4-11	21	12	9	5.93	
4/14	at Oklahoma*	8.2	9	8	7	5	7	2	0	2	0	0	1	0	0	7-8	21	13	9	5.97	
4/16	at UCONN	8.0	6	4	3	3	9	3	0	1	0	0	0	0	0	0-4	21	14	9	5.90	
4/17	at Northeastern	11.0	9	8	5	3	14	1	0	1	0	1	5	0	0	9-8	22	14	9	5.84	
4/19	OKLAHOMA STATE*	12.0	8	5	5	11	12	1	0	1	0	0	1	0	0	6-5	23	14	9	5.76	
4/20	OKLAHOMA STATE*	9.0	6	2	2	3	13	1	0	1	0	0	0	1	0	7-2	24	14	9	5.66	
4/21	OKLAHOMA STATE*	9.0	7	6	5	5	2	1	0	2	0	0	1	1	1	4-6	24	15	9	5.65	
4/23	OMAHA	9.0	7	4	3	7	6	1	1	1	1	0	1	2	0	6-4	25	15	10	5.58	
4/26	at TCU*	8.0	17	12	11	7	6	2	1	1	0	0	1	2	0	0-12	25	16	10	5.73	
4/27	at TCU*	8.0	7	7	7	4	8	2	0	0	2	0	3	2	0	4-7	25	17	10	5.77	
4/27	at TCU*	9.0	8	3	3	2	6	3	1	0	0	0	0	0	0	6-3	26	17	11	5.71	
5/1	at Nebraska	8.0	12	8	7	3	5	3	1	1	1	0	3	0	0	0-8	26	18	11	5.75	
5/3	KU*	9.0	8	2	2	5	12	3	0	2	0	0	1	1	0	3-2	27	18	12	5.67	
5/4	KU*	9.0	13	4	4	3	10	4	0	0	0	0	2	1	0	0-4	27	19	12	5.63	
5/5	KU*	9.0	7	2	2	2	8	1	0	1	2	0	0	0	1	4-2	28	19	13	5.55	
5/10	at West Virginia*	9.0	6	3	3	2	12	0	0	1	0	0	2	0	0	4-3	29	19	14	5.50	
5/11	at West Virginia*	8.0	8	13	4	5	8	1	0	3	0	0	0	0	0	0-13	29	20	14	5.48	
5/12	at West Virginia*	8.0	15	12	10	6	10	3	0	3	2	0	2	0	1	5-12	29	21	14	5.59	
5/14	SOUTH DAKOTA STATE	CANCELED																			
5/16	BYU*	12.0	9	6	4	5	21	1	0	2	0	0	1	0	0	7-6	30	21	14	5.52	
5/17	BYU*	9.0	5	1	1	2	13	0	1	1	0	0	0	0	0	2-1	31	21	15	5.43	
5/18	BYU*	10.0	14	12	8	8	11	2	0	2	1	0	0	2	0	8-12	31	22	15	5.47	
5/21	vs. KU	9.0	5	2	2	3	10	1	1	1	0	0	0	1	0	1-2	31	23	15	5.40	
5/22	vs. West Virginia	9.0	7	4	4	2	10	2	0	0	0	0	1	0	0	8-4	32	23	15	5.38	
5/23	vs. TCU	9.0	14	9	9	5	12	1	0	0	0	0	1	1	0	4-9	32	24	15	5.44	
Totals		502.2	509	355	304	215	559	104	14	70	24	1	66	36	4	353-355	32	24	15	5.44	

GAME HIGHS/LAST TIME

TEAM GAME HIGHS

Batting		
At bats:	52	CINCINNATI (March 10, 2024)
Runs scored:	17	HOLY CROSS (Feb. 23, 2024)
		UMASS LOWELL (March 2, 2024)
Hits:	20	UMASS LOWELL (March 2, 2024)
RBI's:	16	UMASS LOWELL (March 2, 2024)
Doubles:	5	(3 times)
Triples:	2	vs. Georgetown (Feb. 18, 2024)
Home runs:	4	SOUTH DAKOTA STATE (March 13, 2024)
		CINCINNATI (MARCH 10, 2024)
		TEXAS (March 29, 2024)
Total bases:	36	UMASS LOWELL (Feb. 2, 2024)
Walks:	13	HOLY CROSS (Feb. 24, 2024)
		SOUTH DAKOTA STATE (March 13, 2024)
Strikeouts:	14	#15 OKLAHOMA STATE (April 19, 2024)
Sac hits:	2	(5 times)
Sac flies:	2	(4 times)
Stolen bases:	8	HOLY CROSS (Feb. 23, 2024)
Hit by pitch:	4	HOLY CROSS (Feb. 23, 2024)
Caught stealing:	2	(4 times)
Runners LOB:	14	at Houston (March 22, 2024)
		at #10 Clemson (March 6, 2024)
Hit into DP:	3	KANSAS (May 3, 2024)
Fielding		
Putouts:	36	(3 times)
Assists:	14	(3 times)
Errors:	4	at #25 UCF (April 7, 2024)
Passed balls:	2	TEXAS (March 29, 2024)
DPs turned:	3	vs. Boston College (Feb. 17, 2024)
Pitching		
Innings pitched:	12.0	(3 times)
Runs allowed:	21	TEXAS (March 29, 2024)
Earned runs:	17	TEXAS (March 29, 2024)
Walks allowed:	11	#15 OKLAHOMA STATE (April 19, 2024)
Strikeouts:	21	BYU (May 16, 2024)
Hits allowed:	22	TEXAS (March 29, 2024)
Doubles allowed:	6	TEXAS (March 29, 2024)
		at Oklahoma (April 13, 2024)
Triples allowed:	2	at Oklahoma (April 12, 2024)
Homers allowed:	6	at #8 Tennessee (March 5, 2024)
Wild pitches:	3	at #10 Clemson (March 6, 2024)
Hit batters:	5	at Northeastern (April 17, 2024)

INDIVIDUAL GAME HIGHS

Batting		
At bats:	7	Nick English, CINCINNATI (March 10, 2024)
Runs scored:	4	Daniel Rivera, HOLY CROSS (Feb. 23, 2024)
		Chuck Ingram, CINCINNATI (March 10, 2024)
Hits:	5	Brady Day, at Houston (March 24, 2024)
RBI's:	5	(3 times)
Doubles:	2	(6 times)
Triples:	1	(15 times)
Home runs:	2	(3 times)
Total bases:	10	(3 times)
Walks:	4	Kaelen Culpepper, SOUTH DAKOTA STATE (March 13, 2024)
Strikeouts:	4	Chuck Ingram, at Missouri State (April 3, 2024)
		Kyan Lodice, at #25 UCF (April 5, 2024)
Sac hits:	1	(20 times)
Sac flies:	1	(20 times)
Stolen bases:	3	(4 times)
Hit by pitch:	2	Daniel Rivera, UMass Lowell (March 3, 2024)
Caught Stealing:	2	Chuck Ingram, at Houston (March 22, 2024)
Runners LOB:	7	Raphael Pelletier, UMass Lowell (March 3, 2024)
Fielding		
Putouts:	16	Raphael Pelletier, BYU (May 16, 2024)
Assists:	7	Kaelen Culpepper, MISSOURI STATE (March 17, 2024)
Errors:	2	(5 times)
Passed balls:	2	Raphael Pelletier, TEXAS (March 29, 2024)
Pitching		
Innings pitched:	9.0	Owen Boerema, vs. West Virginia (May 22, 2024)
Runs allowed:	9	Owen Boerema, at #8 Tennessee (March 5, 2024)
Earned runs:	9	Owen Boerema, at #8 Tennessee (March 5, 2024)
Walks allowed:	5	Jacob Frost, at Houston (March 23, 2024)
		Owen Boerema, #15 OKLAHOMA STATE (April 19, 2024)
Strikeouts:	11	Owen Boerema, HOLY CROSS (Feb. 25, 2024)
		Jackson Wentowrth, BYU (May 17, 2024)
Hits allowed:	9	at #8 Tennessee (March 5, 2024)
Doubles allowed:	3	(6 times)
Triples allowed:	1	(14 times)
Homers allowed:	4	Owen Boerema, at #8 Tennessee (March 5, 2024)
Wild pitches:	2	(5 times)
Hit batters:	3	Owen Boerema, TEXAS (March 30, 2024)
		Sam Roberts, at Northeastern (April 17, 2024)

THE LAST TIME...

A K-STATE HITTER HAD (SINGLE GAME)...	
Eight At-Bats	Four players, vs. Texas, 4/9/04
Seven At-Bats	Nick English/Chuck Ingram, vs. Cincinnati, 3/10/24
Six Hits	Jake Brown, vs. Hartford, 3/10/12
Five Hits	Brady Day, at Houston, 3/24/24
Four Hits	Brady Day, vs. UMass Lowell, 3/1/24
Five Runs	Mike Kindel, vs. Western Michigan, 3/2/10
Four Runs	Chuck Ingram, vs. Cincinnati, 3/10/24
Three Doubles	Cole Johnson, at Kansas, 4/16/23
Two Doubles	Nick English, vs. Texas, 3/28/24
Two Triples	Zach Kokoska, vs. Northern Illinois, 3/12/19
Two Grand Slams	Drew Mount, vs. Mercer, 3/9/18
Grand Slam	Nick English, vs. UMass Lowell, 3/2/24
Hit For the Cycle	Ross Kivett, vs. Nebraska, 3/26/14
Nine RBI	Drew Biery, at South Dakota State, 5/17/06
Eight RBI	Drew Mount, vs. Mercer, 3/9/18
Seven RBI	Jake Scudder, vs. Northwestern State, 3/8/17
Six RBI	Kyan Lodice/Kaelen Culpepper, at Kansas, 4/16/23
Five RBI	Nick English, vs. UMass Lowell, 3/2/24
10+ Total Bases	Raphael Pelletier, vs. #15 Oklahoma State, 4/20/24
Six Walks	Tanner Witt, vs. Omaha, 5/5/12
Five Walks	Tanner Witt, vs. Omaha, 5/5/12
Four Walks	Kaelen Culpepper, vs. South Dakota State, 3/13/24
Three Walks	Brendan Jones, vs. West Virginia, 5/22/24
Four Strikeouts	Kyan Lodice, at #25 UCF, 4/5/24
Stole Home	Nick English, vs. Texas, 3/28/24
Four Stolen Bases	Max Brown, vs. Texas, 5/17/14
Three Stolen Bases	Brendan Jones, vs. Missouri State, 3/15/24
Three Home Runs	Jared Goedert, at South Dakota State, 5/17/06
Two Home Runs	Raphael Pelletier, vs. #15 Oklahoma State, 4/19/24
Two Home Runs in an Inning	Dominic Johnson, vs. UC Irvine, 4/22/22
Inside-the-Park Home Run	Dan Klein, at Kansas, 5/22/11
Leadoff Home Run (Game)	Brendan Jones, at TCU, 4/27/24
Leadoff Home Run (Inning)	Brendan Jones, vs. TCU, 5/23/24
Walk-off Home Run	Chris Ceballos, vs. TCU, 5/22/21
Back-to-Back Home Runs	Culpepper, Lodice, vs. BYU, 5/18/24
Back-to-Back-to-Back Home Runs	Culpepper, Day, Goodwin, at Oklahoma State, 5/13/23
Pinch-Hit Home Run	Cash Rugely, vs. Stonehill, 3/4/23
Home Run from Both Sides	Brian Bobier, at Texas, 3/21/97
15-game hitting streak	Brady Day (18), 2024
20-game hitting streak	Adam Muenster (25), 2010
Walk-Off Hit	Kyan Lodice, vs. BYU, 5/16/24
Walk-Off Win	vs. BYU, 5/16/24 (W, 7-6 (12))
Pinch-Hit Walk-Off Hit	Cris Tapia, vs. Texas Tech, 4/17/05

A K-STATE PITCHER HAD (SINGLE GAME)...

Perfect Game	Mark Arnold, vs. Ottawa, 4/21/69
No-Hitter	Parker Rigler, vs. Eastern Illinois, 3/5/17
Combined No-Hitter	J. Frost (7, starter) & J. Wentworth, vs. Cincinnati, 3/8/24
Combined One-Hitter	3 pitchers (Starter: Wicks), vs. Utah, 2/23/20
Two-Hitter	Levi MaVorhis, vs. Northern Colorado, 3/14/14
Combined Two-Hitter	2 pitchers (Starter: Ruhl) vs. #20 Texas (25/23)
Three-Hitter	Nate Griep, vs. Oklahoma, 5/8/15
Combined Three-Hitter	2 pitchers (Starter: Boerema), vs. SEMO, 5/5/23
Complete Game	Owen Boerema, vs. West Virginia, 5/22/24
Nine-Inning Complete Game	Owen Boerema, vs. West Virginia, 5/22/24
Complete-Game Shutout	Jordan Wicks, at Texas, 4/14/19
15+ Strikeouts	Derek Andersen (15), vs. Kansas, 5/1/99
10+ Strikeouts	Owen Boerema (10), vs. West Virginia, 5/22/24

A K-STATE TEAM (SINGLE GAME)...

Scored 30+ Runs	30, vs. St. Francis, 3/6/05
Scored 25+ Runs	25, STONEHILL, 3/4/23
Scored 20+ Runs	21, at Kansas, 4/16/23
Scored 10+ Runs in an Inning	11, vs. South Dakota State, 3/13/24
Had 25+ Hits	26, vs. North Dakota State, 3/14/05
Had 20+ Hits	20, vs. UMass Lowell, 3/2/24
Had 10 Doubles	10, vs. St. Francis, 3/6/05
Had Three Triples	vs. Northern Illinois, 3/12/19 (3)
Had Four Triples	vs. La Salle, 3/2/18 (4)
Had Seven Home Runs	at South Dakota State, 5/16/06
Had Six Home Runs	vs. South Dakota State, 3/9/21
Had Five Home Runs	vs. #24 West Virginia, 4/1/23
Had Four Home Runs	vs. Texas, 3/29/24
Two Grand Slams (2 diff. players)	at Stephen F. Austin, 2/20/23
Drew 15+ Walks	16, YOUNGSTOWN STATE, 3/10/23
Drew 10+ Walks	11, vs. West Virginia, 5/22/24
Stole 10+ Bases	11, YOUNGSTOWN STATE, 3/10/23
Stole 5+ Bases	8, at Missouri State, 4/3/24
Had a Shut Out	vs. Cincinnati, 3/8/24 (4-0)
Had Two or Less Hits (Offense)	0, at Nebraska (9 Inn.), 5/1/24
Was No-Hit (Combined)	vs. Texas, 5/16/14
Was No-Hit (One Pitcher)	at Nebraska (9 Inn.), 5/1/24
Struck Out 15 batters	21, vs. BYU, 5/16/24**
Was Shut Out - Overall	at West Virginia, 5/11/24 (0-13)
Was Shut Out - At Home	SOUTH DAKOTA STATE, 3/10/20 (0-4)
Was Shut Out - On the Road	at West Virginia, 5/11/24 (0-13)
Played a 20-Inning Game	vs. Texas, 4/9/04
Defeated a Ranked Opponent	vs. #15 Oklahoma State, 4/20/24
Defeated a No. 1-Ranked Team	vs. #1 Texas, 5/7/10

** denotes school record

TEAM RECORDS

MISCELLANEOUS

Games Played, Season: 64 in 2013 (45-19)

Games Won, Season: 45 in 2013 (45-19)

Games Lost, Season: 43 in 1994 (13-43)

Highest Winning Pct., Season: .857 in 1912 (12-2)

Lowest Winning Pct., Season: .100 in 1958 (2-18)

Home Games Won, Season: 30 in 1981 (30-6)

Home Games Lost, Season: 17 in 1979 (13-17)

Road Games Won, Season: 14 in 2023

Road Games Lost, Season: 26 in 1994 (3-26)

League Games Won, Season: 16 in 2013 (16-8)

League Games Lost, Season: 27 in 1994 (3-27)

Longest Winning Streak: 16 from 2/24/06 to 3/24/06

Longest Losing Streak: 16 from 3/21/03 to 4/15/03

Home Winning Streak: 21 from 5/13/05 to 3/31/06

Home Losing Streak: 10, 5/9/58 to 5/16/59

Road Winning Streak: 6, from 4/26/74 to 3/1/75 and from 4/3/09 to 4/25/09

Road Losing Streak: 19, from 5/8/83 to 4/23/84

Conference Winning Streak: 6, five occasions (1934; 1961; 4/12-4/26/68; 4/15-4/23/77; 5/5-5/18/13)

Conference Losing Streak: 15, two occasions (3/31-4/23/84; 3/29-4/19/86)

Most Games, Opponent: 362, Kansas

Most Wins, Opponent: 187, Kansas

Most Losses, Opponent: 205, Oklahoma

Most Consecutive Wins, Opponent: 24, Friends (1941-current)

Most Consecutive Losses, Opponent: 28, Oklahoma (1982-88)

Largest Victory Margin: 26, vs. St. Francis (30-4) on 3/6/05

Largest Defeat Margin: 27, vs. Kansas (31-4) in 1897

Consecutive Wins to Open Season: 9, two times (1910; 1979)

Consecutive Losses to Open Season: 8, (1973)

SINGLE-GAME RECORDS

BATTING

At-Bats: 72, vs. Texas (4/9/04)

Runs Scored: 30, vs. Missouri (1934) and vs. St. Francis (2005)
*28, vs. Friends (3/1/86) - 28-3
*28, vs. Missouri Western (2/9/96) - 28-7

Hits: 26, four occasions vs. Missouri (4/21/34)
vs. Missouri Western (2/9/96)
vs. St. Francis (3/6/05)
vs. North Dakota State (3/14/05)

Doubles: 11, vs. St. Francis (3/6/05)

Triples: 5, vs. Benedictine (3/14/81)

Home Runs: 7, three occasions (most recent) vs. South Dakota State (5/16/06)

RBI: 27, vs. Western Michigan (3/2/10)

Total Bases: 47, two occasions vs. Benedictine (3/21/78)
vs. Missouri Western (2/9/96)

Stolen Bases: 12, vs. Long Island (3/11/11)

Sacrifice Bunts: 5, vs. Nebraska (4/26/81)

Times Hit by Pitch: 8, at Wichita State (5/3/00)

FIELDING

Putouts: 60, vs. Texas (4/9/04)

Assists: 23, vs. Oral Roberts (3/30/16)

Errors: 9, three occasions vs. Haskell Institute (5/8/33)
at Northern Iowa (4/26/94)
vs. Miami-Ohio (3/14/02)

Total Chances: 71, vs. Troy State (3/1/03)

PITCHING

Strikeouts: 21, vs. BYU (May 16, 2024)

Perfect Game: *Mark Arnold, vs. Ottawa (4/21/69)

No-Hitters: Eight occasions

*Mark Arnold, vs. Ottawa (4/21/1969)
*Andy Replogle, vs. Creighton (3/23/1973)
*Stu Lindell, vs. Bethany (5/9/1974)
*Lon Ostrom, vs. Oklahoma State (4/3/1976)
*Robert Hoefler, vs. Baker (3/29/1978)
**Dave Christensen/Greg McNamara vs. Friends (2/24/1991)
**Chris Hmielewski, vs. Augustana (3/16/1991)
Parker Rigler, vs. Eastern Illinois (3/5/2017)
Jacob Frost/Jackson Wentworth, vs. Cincinnati (3/8/24)

*Seven Innings

**Five Innings

MISCELLANEOUS

Runs Scored, Both Teams: 49, vs. Oklahoma (4/13/86) - 22-27 (L)

Longest Game: 20 innings, vs. Texas (4/9/04)

SINGLE-SEASON RECORDS

BATTING

At-Bats: 2,126 in 2009 (62 games)

Runs Scored: 564 in 1988 (58 games)

Hits: 708 in 2013 (64 games)

Doubles: 145 in 1997 (56 games)

Triples: 38 in 1982 (56 games)

Home Runs: 89 in 2021 (57 games)

RBI: 477 in 1997 (56 games)

Total Bases: 1,099 in 1997 (56 games)

Batting Average: .339 in 1988 (58 games)

Slugging Percentage: .536 in 1997 (56 games)

On-Base Percentage: .447 in 1988 (58 games)

Stolen Bases: 149 in 2009 (62 games)

Stolen Base Attempts: 194 in 2009 (62 games)

Times Caught Stealing: 53 in 2013 (64 games)

Sacrifice Bunts: 64 in 2011 (61 games)

Sacrifice Flies: 40 in 2013 (64 games)
Walks: 382 in 1995 (53 games)

Strikeouts: 571 in 2021 (57 games)

Times Hit by Pitch: 110 in 2010 (59 games)

FIELDING

Putouts: 1,707 in 2013 (64 games)

Assists: 732 in 2013 (64 games)

Errors:

Least: 45, two occasions
1967 (29 games), 1968 (29 games)
Most: 134 in 1986 (58 games)

Total Chances: 2,503 in 2013 (64 games)

Double Plays: 64 in 2009 (62 games)

Runners Left on Base: 553 in 2013 (64 games)

Highest Fielding Pct.: .976 in 2012

Lowest Fielding Pct.: .934 in 1951 (15 games)

PITCHING

Innings Pitched: 569.0 in 2013 (64 games)

Hits Allowed:

Least: 148 in 1959 (13 games)
Most: 630 in 2003 (52 games)

Runs Allowed:

Least: 108 in 1961 (20 games)
Most: 494 in 1994 (56 games)

Earned Runs Allowed:

Least: 77 in 1966 (33 games)
Most: 394 in 1994 (56 games)

Doubles Allowed:

Least: 22 in 1966 (33 games)
Most: 136 in 1999 (55 games)

Triples Allowed:

Least: 4 in 1980 (44 games)
Most: 33 in 1994 (56 games)

Home Runs Allowed:

Least: 7, two occasions
1961 (20 games), 1967 (29 games)
Most: 66, two occasions
2002 (55 games), 2010 (59 games)

Walks:

Least: 76 in 1964 (23 games)
Most: 393 in 1994 (56 games)

Strikeouts:

Least: 38 in 1959 (13 games)
Most: 541 in 2021 (57 games)

Hit Batters: 71, 2003 (52 games)

Wild Pitches: 69 in 1988 (58 games)

Balks: 14 in 2003 (52 games)

Passed Balls: 29 in 1996 (54 games)

Opponent Batting Avg.:

Lowest: .216 in 1968 (31 games)
Highest: .335 in 2003 (52 games)

ERA:

Lowest: 2.93 in 1966 (236.1 IP)
Highest: 9.89 in 1959 (91.0 IP)

Shutouts Pitched: 8 in 1969 (32 games)

Complete Games: 31, two occasions
1976 (54 games)
1977 (51 games)

REGIONAL RECORDS

NCAA REGIONAL RESULTS 6-6 (.500)						
Team	Total	W	L	T	First	Last
Arkansas	1	1	0	0	2013	2013
Bryant	1	1	0	0	2013	2013
Grambling State	1	1	0	0	2010	2010
Illinois	1	0	1	0	2011	2011
Rice	3	1	2	0	2009	2009
Stanford	1	0	1	0	2011	2011
Washington State	2	0	2	0	2010	2010
Wichita State	1	1	0	0	2013	2013
Xavier	1	1	0	0	2009	2009
Total	12	6	6	0	2009	2013

HITTING

BATTING AVERAGE

Regional (min 12 AB): .533 (8-for-15), Justin Bloxom (2009)
 Career (min 25 AB): .500 (15-for-30), Nick Martini (2009-11)
 Team: .333 (34-for-102), 2013

GAMES PLAYED

Regional: 4, nine players (2009)
 Career: 9, Nick Martini (2009-11)

AT-BATS

Ind. Game: 5, 22 times (Last: Ross Kivett vs. Bryant, 6/1/13)
 Ind. Regional: 18, Nick Martini (2009)
 Ind. Career: 30, Nick Martini (2009-11)
 Team Game: 39, vs. Xavier (2009)
 Team Regional: 137, 2009

HITS

Ind. Game: 5, Justin Bloxom vs. Xavier (2009)
 Ind. Regional: 8, Justin Bloxom and Nick Martini (2009)
 Ind. Career: 15, Nick Martini (2009-11)
 Team Game: 19, vs. Wichita State (2013)
 Team Regional: 40, 2009

RUNS

Ind. Game: 4, 2x (Kivett, Witt vs. Wichita State, 5/31/13)
 Ind. Regional: 7, Ross Kivett (2013)
 Ind. Career: 10, Ross Kivett (2011, 2013)
 Team Game: 20, vs. Wichita State (2013)
 Team Regional: 31, 2013

DOUBLES

Ind. Game: 2, Justin Bloxom vs. Xavier (2009)
 2, Adam Muenster vs. Washington State (2010)
 Ind. Regional: 3, Justin Bloxom (2009)
 Ind. Career: 4, Nick Martini (2009-11)
 Team Game: 5, vs. Xavier (2009)
 Team Regional: 9, 2009

TRIPLES

Ind. Game: 1, Carter Jurica vs. Xavier (2009)
 1, Nick Martini vs. Illinois (2011)
 Ind. Regional: 1, Carter Jurica (2009)
 1, Nick Martini (2011)
 Ind. Career: 1, Carter Jurica (2009)
 1, Nick Martini (2011)
 Team Game: 1, vs. Xavier (2009) and vs. Illinois (2011)
 Team Regional: 1, 2009 and 2011

HOME RUNS

Ind. Game: 2, 2x (Last: Ross Kivett, vs. Wichita State, 5/31/13)
 Ind. Regional: 3, Justin Bloxom (2009)
 Ind. Career: 3, Justin Bloxom (2009)
 Team Game: 3, vs. Xavier (2009)
 Team Regional: 5, 2009

RBI

Ind. Game: 5, Justin Bloxom vs. Xavier (2009)
 5, Jordan Cruz vs. Xavier (2009)
 Ind. Regional: 9, Justin Bloxom (2009)
 Ind. Career: 15, Nick Martini (2009-11)
 Team Game: 18, vs. Wichita State (2013)
 Team Regional: 27, 2009

STOLEN BASES

Ind. Game: 1, 14 times
 Ind. Regional: 2, Adam Muenster (2009)
 2, Chase Graskewicz (2010)
 Ind. Career: 3, Adam Muenster (2009-10)
 Team Game: 4, vs. Wichita State (2013)
 Team Regional: 6, 2010

WALKS

Ind. Game: 3, 2x (Last: Ross Kivett, Arkansas, 2013)
 Ind. Regional: 4, three times (Last: King and Kivett, 2013)
 Ind. Career: 7, Adam Muenster (2009-10)
 Team Game: 9, vs. Wichita State (2013)
 Team Regional: 17, 2013

STRIKEOUTS

Ind. Game: 2, 12 times
 Ind. Regional: 5, Kent Urban (2010)
 Ind. Career: 5, Jason King (2009, 2011)
 5, Mike Kindel (2010-11)
 Team Game: 9, vs. Washington State (2010)
 Team Regional: 21, 2009 and 2010

PITCHING

EARNED RUN AVERAGE

Regional (min 5 IP): 5.00 (5 ER, 9.0 IP), A.J. Morris (2009)
 Career (min 7 IP): 2.89 (3 ER, 8.2 IP), Evan Marshall (2009-11)
 Team: 4.33 (13 ER, 27.0 IP), 2013

APPEARANCES

Regional: 3, Matt Applegate (2009)
 Career: 5, Evan Marshall (2009-11)

WINS

Regional and Career: 1, 6x (Last: Esquivel, Flattery, Moore, 2013)

SAVES

Regional and Career: 2, Jake Matthys (2013)

COMPLETE GAMES

Regional and Career: 1, A.J. Morris (2009)

INNINGS PITCHED

Ind. Game: 9.0, A.J. Morris vs. Rice (2009)
 Ind. Regional: 9.0, A.J. Morris vs. Rice (2009)
 Ind. Career: 9.0, A.J. Morris vs. Rice (2009)
 Team Game: 9.0, nine times
 Team Regional: 35.0, 2009

STRIKEOUTS

Ind. Game: 6, Kyle Hunter vs. Washington State (2010)
 6, Justin Lindsey vs. Washington State (2010)
 Ind. Regional: 6, Kyle Hunter (2010)
 6, Justin Lindsey (2010)
 Ind. Career: 8, Evan Marshall (2009-11)
 8, Kyle Hunter (2009-11)
 Team Game: 9, vs. Washington State (2010)
 Team Regional: 22, 2010

WALKS

Ind. Game: 3, Todd Vogel vs. Rice (2009)
 3, Thome Rooke vs. Rice (2009)
 3, Levi MaVorhis vs. Wichita State (2013)
 Ind. Regional: 4, Thomas Rooke (2009)
 Ind. Career: 4, Thomas Rooke (2009)
 Team Game: 6, vs. Rice (2009)
 Team Regional: 15, 2009

FIELDING

PUTOUTS

Ind. Game: 15, Justin Bloxom vs. Rice (2009)
 15, Kent Urban vs. Grambling State (2010)
 Ind. Regional: 44, Justin Bloxom (2009)
 Ind. Career: 44, Justin Bloxom (2009)
 Team Game: 27, nine times
 Team Regional: 105, 2009

ASSISTS

Ind. Game: 8, Drew Biery vs. Rice (2009)
 Ind. Regional: 20, Drew Biery (2009)
 Ind. Career: 20, Drew Biery (2009)
 20, Carter Jurica (2009-10)
 Team Game: 19, vs. Rice (2009)
 Team Regional: 61, 2009

ERRORS

Ind. Game: 2, Justin Lindsey vs. Stanford (2011)
 Ind. Regional: 2, Carter Jurica (2009)
 2, Justin Lindsey (2011)
 Ind. Career: 2, Carter Jurica (2009-10)
 2, Justin Lindsey (2010-11)
 2, Jake Brown (2009-11)
 Team Game: 5, vs. Stanford (2011)
 Team Regional: 6, 2009 and 2011

HOMERUNS

Player	Total	VS.		HOME	R/N	RUNNERS ON				OUTS			TIED	Game	GO-Ahead	Date	LAST HOME RUN	
		LHP	RHP			0	1	2	3	0	1	2					Opp.	Pitcher
Bishop	3	--	3	2	1	1	2	--	--	2	--	1	--	--	--	5/16	BYU	Foss
Culpepper	9	2	7	5	4	4	4	1	--	3	3	3	1	1	1	5/18	BYU	Robison
Day	8	--	8	7	1	4	4	--	--	3	5	--	1	1	1	5/18	BYU	Cushing
Dean	--	--	--	--	--	--	--	--	--	--	--	--	--	--	--	--	--	--
English	2	--	2	2	--	1	--	--	1	--	--	3	--	--	--	4/19	OSU	Cranz
Ingram	9	1	8	6	3	7	2	--	--	3	2	4	--	1	1	4/27	at TCU	Rodriguez
Jones	8	1	7	3	5	4	4	--	--	6	--	2	2	2	2	5/23	vs. TCU	Rodriguez
Karl	--	--	--	--	--	--	--	--	--	--	--	--	--	--	--	--	--	--
Loblimer	3	1	2	3	--	--	2	1	--	--	1	2	--	--	--	3/3	UML	Foley
Lodice	3	--	3	3	--	3	--	--	--	2	1	--	--	--	--	5/18	BYU	Robison
Parsons	1	--	--	1	--	--	1	--	--	--	--	1	--	--	--	--	--	--
Pelletier	9	2	7	7	2	6	2	1	--	4	2	3	3	--	--	4/20	OSU	Holiday
Phillips	1	--	1	--	1	1	--	--	--	--	--	1	--	--	--	3/5	at Tennessee	Behnke
Putz	--	--	--	--	--	--	--	--	--	--	--	--	--	--	--	--	--	--
Queck	--	--	--	--	--	--	--	--	--	--	--	--	--	--	--	--	--	--
Rivera	2	--	2	1	1	1	1	--	--	1	--	1	1	1	1	2/23	Holy Cross	Wywoda
Salinas	--	--	--	--	--	--	--	--	--	--	--	--	--	--	--	--	--	--
Schwalbach	1	--	1	1	--	1	--	--	--	1	--	--	--	--	--	3/17	MO. ST.	Schissler
Wilson	--	--	--	--	--	--	--	--	--	--	--	--	--	--	--	--	--	--
TOTAL	59	7	52	41	18	35	20	3	1	26	14	19	8	4				

Pinch-Hit Last: Mason Schwalbach (3/17/23 vs. MISSOURI STATE) **Season Total: 1**
Grand Slam Last: Nick English (3/2/24 vs. UMMA LOWELL) **Season Total: 1**
 Pinch-Hit Grand Slam Last: Cash Rugely (3/4/23 vs. Stonehill) **Season Total: 0**
Multi-Homer Game Last: Raphael Pelletier (4/20/24 vs. #15 OKLAHOMA STATE) **Season Total: 3**
Back-To-Back Last: Kaelen Culpepper/Kyan Lodice (5/18/24 vs. BYU) **Season Total: 2**
 Back-To-Back-To-Back Last: Kaelen Culpepper/Brady Day/Nick Goodwin (5/13/23 at Oklahoma State) **Season Total: 0**
Lead off the Game Last: Brendan Jones (4/27/24 at TCU) **Season Total: 2**
 Inside-The-Park Last: Dan Klein (5/22/11 at Kansas) **Season Total: 0**
 Walk-Off Last: Cole Johnson (4/10/23 vs. Creighton) **Season Total: 0**

HR BY POSITION											
C	1B	2B	3B	SS	LF	CF	RF	DH	P	PH	
10	3	8	3	9	9	8	5	2	--	1	

HR BY INNING										
1	2	3	4	5	6	7	8	9	X	
7	4	8	4	6	10	5	10	4	1	

HR BY BATTING ORDER									
1	2	3	4	5	6	7	8	9	
11	6	5	11	3	5	4	10	4	

HOME RUN TRACKER		
#	PLAYER	DATE // OPPONENT
1	Brendan Jones	2/16 // vs. Cal
2	Kaelen Culpepper	2/18 // vs. Georgetown
3	Brendan Jones (2)	2/18 // vs. Georgetown
4	Chuck Ingram	2/18 // vs. Georgetown
5	Danniel Rivera	2/20 // at Arizona State
6	Kaelen Culpepper (2)	2/20 // at Arizona State
7	Jayden Loblimer	2/23 // HOLY CROSS
8	Danniel Rivera (2)	2/23 // HOLY CROSS
9	Raphael Pelletier	2/23 // HOLY CROSS
10	Kaelen Culpepper (3)	2/24 // HOLY CROSS
11	Brady Day	2/24 // HOLY CROSS
12	Chuck Ingram (2)	2/24 // HOLY CROSS
13	Jayden Loblimer (2)	2/25 // HOLY CROSS
14	Brady Day (2)	3/1 // UMMASS LOWELL
15	Brady Day (3)	3/1 // UMMASS LOWELL
16	Kaelen Culpepper (4)	3/1 // UMMASS LOWELL
17	Brendan Jones (3)	3/2 // UMMASS LOWELL
18	Raphael Pelletier (2)	3/2 // UMMASS LOWELL
19	Nick English**	3/2 // UMMASS LOWELL
20	Jayden Loblimer (3)	3/3 // UMMASS LOWELL
21	Cayden Phillips	3/5 // #8 Tennessee
22	Brady Day (4)	3/8 // CINCINNATI
23	Raphael Pelletier (3)	3/8 // CINCINNATI
24	Brady Day (5)	3/10 // CINCINNATI
25	Chuck Ingram (3)	3/10 // CINCINNATI
26	Kyan Lodice	3/10 // CINCINNATI
27	Brendan Jones (4)	3/10 // CINCINNATI
28	Chuck Ingram (4)	3/13 // SOUTH DAKOTA STATE
29	Raphael Pelletier (4)	3/15 // MISSOURI STATE
30	Brendan Jones (5)	3/15 // MISSOURI STATE
31	Chuck Ingram (5)	3/16 // MISSOURI STATE
32	Brady Day (6)	3/16 // MISSOURI STATE
33	Mason Schwalbach	3/17 // MISSOURI STATE
34	David Bishop	3/28 // TEXAS
35	Kaelen Culpepper (5)	3/28 // TEXAS
36	Kyan Lodice (2)	3/28 // TEXAS
37	Chuck Ingram (6)	3/29 // TEXAS
38	Raphael Pelletier (5)	3/29 // TEXAS
39	Kaelen Culpepper (6)	3/29 // TEXAS

40	Chuck Ingram (7)	3/29 // TEXAS
41	Kaelen Culpepper (7)	4/3 // at Missouri State
42	Brendan Jones (6)	4/5 // at #25 UCF
43	Raphael Pelletier (6)	4/6 // at #25 UCF
44	Raphael Pelletier (7)	4/14 // at Oklahoma
45	Chuck Ingram (8)	4/14 // at Oklahoma
46	Brady Day (7)	4/17 // at Northeastern
47	David Bishop (2)	4/17 // at Northeastern
48	Nick English (2)	4/19 // #15 OKLAHOMA STATE
49	Raphael Pelletier (8)	4/20 // #15 OKLAHOMA STATE
50	Raphael Pelletier (9)	4/20 // #15 OKLAHOMA STATE
51	Jaden Parsons	4/20 // #15 OKLAHOMA STATE
52	Chuck Ingram (9)	4/27 // at TCU
53	Brendan Jones (7)	4/27 // at TCU
54	Kaelen Culpepper (8)	4/27 // at TCU
55	David Bishop (3)	5/16 // BYU
56	Kaelen Culpepper (9)	5/18 // BYU
57	Kyan Lodice (3)	5/18 // BYU
58	Brady Day (8)	5/18 // BYU
59	Brendan Jones (8)	5/23 // vs. TCU

CAREER HR BREAKDOWN					
PLAYER	1R	2R	3R	GS	TOTAL
Culpepper	12	8	4	--	24
Pelletier	14	3	2	--	19
Jones	7	7	--	1	15
Day	7	5	--	--	12
Ingram	7	2	--	--	9
Salinas	4	3	--	--	7
Lodice	5	--	--	1	6
Loblimer	--	2	1	--	3
Rivera	1	1	--	--	2
English	1	--	--	1	2
Bishop	1	1	--	--	2
Phillips	1	--	--	--	1
Schwalbach	1	--	--	--	1
Parsons	--	1	--	--	1

HITTING STATS

HITTING BY SERIES

TEAM	W-L	AVG	R	H	2B	3B	HR	RBI	BB	SO	SB-ATT	W/RISP	W/2OUT	2-OUT RBI
MLB	2-1	.273	16	27	6	3	4	16	14	29	1-2	11-32 (.344)	14-38 (.368)	12
Arizona State	0-1	.226	6	7	0	0	2	6	12	11	6-6	1-8 (.125)	5-15 (.333)	5
Holy Cross	2-1	.302	32	32	5	0	7	29	26	20	18-18	14-49 (.286)	13-38 (.342)	12
UMASS Lowell	3-0	.364	37	39	9	1	7	35	24	26	10-11	18-49 (.367)	16-36 (.444)	19
Tennessee	0-1	.242	5	5	8	2	0	1	7	9	0-0	3-10 (.300)	4-12 (.333)	2
Clemson	0-1	.278	3	10	1	0	0	3	5	10	0-0	1-11 (.091)	1-10 (.100)	0
Cincinnati	2-1	.319	25	38	6	0	6	22	22	20	5-7	12-39 (.308)	9-38 (.237)	6
South Dakota State	1-0	.405	16	15	3	2	1	13	13	8	3-3	7-16 (.438)	10-17 (.588)	7
Missouri State	4-0	.321	38	44	9	2	6	33	25	29	15-19	13-48 (.271)	10-41 (.244)	10
Wichita State	2-0	.347	14	25	5	0	0	14	5	12	0-2	10-38 (.357)	8-23 (.348)	4
Houston	3-0	.273	20	30	4	1	0	17	15	27	7-10	12-45 (.267)	9-35 (.257)	6
Texas	1-2	.370	28	44	7	2	7	26	14	23	6-8	7-16 (.438)	14-39 (.359)	9
UCF	1-2	.180	9	16	1	1	2	9	14	25	5-6	0-19 (.000)	3-28 (.107)	0
Oklahoma	0-3	.245	16	26	6	1	2	14	6	30	5-5	6-25 (.240)	10-38 (.263)	5
UConn	0-1	.172	0	5	1	0	0	0	3	8	0-1	0-3 (.000)	1-9 (.111)	0
Northeastern	1-0	.225	9	9	2	0	2	6	8	10	5-5	3-13 (.231)	4-15 (.267)	5
Oklahoma State	2-1	.259	17	30	6	0	4	16	10	32	10-10	8-31 (.258)	10-40 (.250)	8
Omaha	1-0	.286	6	8	3	0	0	5	11	5	4-4	3-14 (.214)	3-11 (.273)	1
TCU	1-2	.245	10	24	4	0	3	9	20	32	4-6	2-23 (.087)	7-32 (.219)	0
Nebraska	0-1	.000	0	0	0	0	0	0	2	12	0-0	0-1 (.000)	0-4 (.000)	0
KU	2-1	.256	7	23	2	0	0	6	11	20	4-5	5-22 (.227)	7-29 (.241)	4
West Virginia	1-2	.170	9	16	4	1	0	9	8	26	6-8	6-26 (.231)	2-29 (.069)	1
BYU	2-1	.222	17	24	3	1	4	16	14	15	5-6	8-27 (.296)	9-40 (.225)	6
Big 12	1-2	.227	13	22	3	0	1	12	18	29	7-7	6-25 (.240)	6-29 (.207)	6

HITTING STREAKS

PLAYER	Current	Season	Career
Bishop	6	6	6
Culpepper	5	9	12
Day	2	18	18
Dean	--	--	--
English	--	6	6
Ingram	--	8	8
Jones	1	5	7
Karl	1	1	1
Loblimer	--	4	4
Lodice	--	5	7
Parsons	--	9	9
Pelletier	--	11	11
Phillips	--	4	4
Putz	--	--	--
Queck	--	2	3
Rivera	--	4	4
Salinas	--	--	8
Schwalbach	--	2	2

MULTI-HIT GAMES

PLAYER	2	3	4	5+	TOT
Bishop	8	1	1	--	10
Culpepper	13	8	--	--	21
Day	17	3	1	1	22
English	10	3	--	--	13
Ingram	8	8	1	--	17
Jones	13	5	--	--	18
Karl	--	--	--	--	--
Loblimer	6	1	--	--	7
Lodice	2	1	--	--	3
Parsons	7	1	--	--	8
Pelletier	3	2	--	--	5
Phillips	2	--	--	--	2
Putz	--	--	--	--	--
Queck	--	--	--	--	--
Rivera	4	2	--	--	6
Salinas	--	--	--	--	--
Schwalbach	--	--	--	--	--
TEAM	94	35	3	1	133

TWO-OUT RBI

PLAYER	2024	CAREER
Bishop	9	9
Culpepper	17	31
Day	15	28
Dean	--	--
English	17	17
Ingram	14	14
Jones	12	22
Karl	--	--
Loblimer	11	12
Lodice	4	9
Parsons	6	6
Pelletier	9	21
Phillips	6	8
Putz	--	--
Queck	--	--
Rivera	7	7
Salinas	--	4
Schwalbach	1	1
TOTAL	128	192

ON-BASE STREAKS

PLAYER	Current	Season	Career
Bishop	6	6	6
Culpepper	6	17	17
Day	7	37	37
Dean	--	--	--
English	--	20	20
Ingram	--	18	18
Jones	--	20	24
Karl	1	2	2
Loblimer	--	12	12
Lodice	--	6	13
Parsons	--	9	9
Pelletier	--	29	32
Phillips	--	4	4
Putz	--	--	--
Queck	--	3	5
Rivera	1	13	13
Salinas	--	--	13
Schwalbach	--	2	2

MULTI-RBI GAMES

PLAYER	2	3	4	5+	TOT
Bishop	3	1	--	--	4
Culpepper	5	2	3	--	10
Day	12	3	1	1	17
Dean	--	--	--	--	--
English	3	3	--	1	7
Ingram	2	2	--	--	4
Jones	6	2	--	--	8
Karl	--	--	--	--	--
Loblimer	2	1	--	1	4
Lodice	3	--	--	--	3
Parsons	2	--	--	--	2
Pelletier	7	2	--	--	9
Phillips	1	1	--	--	2
Putz	--	--	--	--	--
Queck	--	--	--	--	--
Rivera	3	1	1	--	5
Salinas	--	--	--	--	--
Schwalbach	--	--	--	--	--
TEAM	49	18	5	3	75

W/RISP

PLAYER	H	AB	AVG
Bishop	11	46	.239
Culpepper	24	77	.312
Day	28	81	.346
Dean	--	--	--
English	17	73	.233
Ingram	9	60	.150
Jones	17	55	.309
Karl	0	2	.000
Loblimer	11	27	.407
Lodice	4	27	.148
Parsons	8	26	.308
Pelletier	13	52	.250
Phillips	4	19	.211
Putz	--	--	--
Queck	1	2	.500
Rivera	12	45	.267
Salinas	0	1	.000
Schwalbach	1	9	.111
TEAM	160	602	.266

PINCH HITTING

PLAYER	AVG	AB	H	HR	RBI
Bishop	.000	1	0	0	0
English	.000	0	0	0	1
Ingram	.000	1	0	0	0
Karl	.000	3	0	0	0
Loblimer	.000	3	0	0	0
Lodice	.167	6	1	0	0
Parsons	.750	4	3	0	2
Phillips	.143	7	1	0	2
Queck	.250	4	1	0	1
Rivera	.125	8	1	0	4
Salinas	.000	1	0	0	0
Schwalbach	.400	5	2	1	1
TEAM	.209	43	9	1	9

BUNT SINGLES

PLAYER	No.
Jones	6
Parsons	5
Lodice	2
Day	1
Bishop	1
English	1

OUTFIELD ASSISTS

PLAYER	No.
Chuck Ingram	6
Jones	4
Lodice	1

MISCELLANEOUS STATS

COME-FROM-BEHIND WINS

Date	Opponent	Biggest Deficit	Final Score
2/23	HOLY CROSS	4	17-11
3/10	CINCINNATI	4	14-13
3/13	SOUTH DAKOTA STATE	4	16-5
3/15	MISSOURI STATE	1	3-2
3/16	MISSOURI STATE	4	12-6
3/19	at Wichita State	3	8-6
3/22	at Houston	3	5-3
3/23	at Houston	3	6-5
3/28	TEXAS	3	14-6
4/10	WICHITA STATE	3	6-3
4/19	#15 OKLAHOMA STATE	2	6-5
5/3	KU	1	3-2
5/5	KU	2	4-2
5/16	BYU	1	7-6

GAME-WINNING RBI (TIED OR TRAILED IN 6TH INN. OR LATER)

Date	Opponent	Player	Play	Final Score
2/23	HOLY CROSS	Jayden Lobliner	2-RBI single in 6th	17-11
3/10	CINCINNATI	Nick English	RBI-single in 12th	14-13
3/13	SOUTH DAKOTA STATE	Brady Day	RBI Walk	16-5
3/16	MISSOURI STATE	Cayden Phillips	2-RBI single in 7th	12-6
3/19	at Wichita State	Chuck Ingram	2-RBI double in 6th	8-6
3/22	at Houston	Raphael Pelletier	2-RBI single in 6th	5-3
3/23	at Houston	Chuck Ingram	RBI single in 8th	6-5
3/24	at Houston	Jaden Parsons	RBI single in 7th	9-3
3/28	TEXAS	Nick English	2-RBI double in 2nd	14-6
4/10	WICHITA STATE	Danniel Rivera	2-RBI double in 8th	6-3
4/19	#15 OKLAHOMA STATE	David Bishop	RBI single in 12th	6-5
5/3	KU	Nick English	RBI single in 8th	3-2
5/5	KU	Nick English	2-RBI single in 7th	4-2
5/16	BYU	Kyan Lodice	RBI single in 9th	7-6

WALK-OFF WINS

Date	Opponent	Player	Play	Final Score
3/10	CINCINNATI	Nick English	RBI-single in 12th	14-13
4/19	#15 OKLAHOMA STATE	David Bishop	RBI single in 12th	6-5
5/16	BYU	Kyan Lodice	RBI single in 9th	7-6

BIG INNINGS (4+ RUNS/9+ BATTERS TO THE PLATE)

Date	Opponent	Inning	Runs	To The Plate
2/23	HOLY CROSS	3	5	11
2/23	HOLY CROSS	6	5	8
2/23	HOLY CROSS	8	4	9
3/1	UMASS LOWELL	5	4	9
3/2	UMASS LOWELL	3	6	10
3/2	UMASS LOWELL	8	6	9
3/3	UMASS LOWELL	5	4	9
3/10	CINCINNATI	1	4	8
3/13	SOUTH DAKOTA STATE	2	11	16
3/16	MISSOURI STATE	7	8	11
3/17	MISSOURI STATE	6	5	8
3/19	at Wichita State	6	6	10
3/23	at Houston	8	4	9
3/24	at Houston	8	5	11
3/28	TEXAS	2	8	14
4/10	WICHITA STATE	8	4	8
4/12	at Oklahoma	7	4	8
4/13	at Oklahoma	6	4	9
4/14	at Oklahoma	5	4	8
4/23	OMAHA	3	4	10
5/12	at West Virginia	6	4	8
5/22	vs. West Virginia	4	7	13

WIN-LOSS MARGIN

	1	2	3	4	5	6	7	8	9	10+
K-State	11	5	2	4	1	3	-	2	2	2
Opponent	2	1	6	4	3	-	3	1	-	4

RUNS BY INNING

	1	2	3	4	5	6	7	8	9	EX	TOT
K-State	33	38	49	30	35	61	47	43	8	9	353
Opponents	37	39	61	45	37	32	29	36	27	12	355

Record when team scores:

Runs	0	1	2	3	4	5	6	7	8	9	10+
W-L	0-5	0-2	1-0	1-3	4-5	2-3	6-1	4-2	3-1	2-0	9-2

Record when opponent scores:

Runs	0	1	2	3	4	5	6	7	8	9	10+
W-L	1-0	3-0	3-1	9-0	5-2	3-0	5-4	0-2	1-3	0-2	2-10

Record when leading after:

Inn.	1	2	3	4	5	6	7	8
W-L	9-3	14-4	20-1	22-1	19-2	23-1	26-1	30-1

Record when trailing after:

Inn.	1	2	3	4	5	6	7	8
W-L	8-6	10-11	7-18	8-21	9-20	6-21	4-20	1-21

Record when tied after:

Inn.	1	2	3	4	5	6	7	8
W-L	15-14	8-9	5-5	2-2	4-2	3-2	2-3	1-2

Current losing streak: 1

Longest winning streak: 10

Longest losing streak: 4

Home attendance : 55547 (27 dates avg = 2057)

Away attendance : 58713 (29 dates avg = 2024)

Total attendance: 114260 (56 dates avg = 2040)

RECORD WHEN...

	Home	Away	Neutral	Overall
Overall	20-7	9-14	3-3	32-24
Conference	9-6	6-9	0-0	15-15
Non-Conf	11-1	3-5	3-3	17-9

BY PITCHER

vs Left Starter	4-1	3-7	2-2	9-10
vs Right Starter	16-6	6-7	1-1	23-14

BY RUNS

1-Run games	6-0	4-1	1-1	11-2
2-Run games	2-1	2-0	1-0	5-1
5+Run games	9-1	1-9	0-1	10-11
Extra inns	3-2	1-0	0-0	4-2
Shutouts	1-1	0-4	0-0	1-5
Scoring 0-2 runs	1-1	0-5	0-1	1-7
Scoring 3-5 runs	4-2	3-8	0-1	7-11
Scoring 6-9 runs	6-2	7-2	2-0	15-4
Scoring 10+ runs	9-2	0-0	0-0	9-2
Opponent 0-2 runs	7-0	0-0	0-1	7-1
Opponent 3-5 runs	8-1	7-1	2-0	17-2
Opponent 6-9 runs	3-2	2-7	1-2	6-11
Opponent 10+ runs	2-4	0-6	0-0	2-10

BY INNING

Scored in 1st inn.	8-2	5-2	1-0	14-4
Scores first	7-2	6-4	2-0	15-6
Opp. scored in 1st inn.	7-2	2-4	1-1	10-7
Opp. scores first	13-5	3-10	1-3	17-18
After 6 leading	14-1	7-0	2-0	23-1
After 6 trailing	4-5	2-14	0-2	6-22
After 6 tied	1-1	1-0	1-1	3-2
After 7 leading	16-1	8-0	2-0	26-1
After 7 trailing	3-5	1-13	0-2	4-20
After 7 tied	2-1	0-1	0-1	2-3
After 8 leading	18-1	9-0	3-0	30-1
After 8 trailing	1-5	0-14	0-2	1-21
After 8 tied	1-1	0-0	0-1	1-2

BY STATS

Hit 0 home runs	5-4	5-9	2-1	12-14
Hit 1 home run	6-0	2-3	0-2	8-5
Hit 2+ home runs	9-3	2-2	1-0	12-5
Opponent 0 home runs	5-2	4-3	1-2	10-7
Opponent 1 home run	8-0	4-5	1-1	13-6
Opponent 2+ HRs	6-5	1-6	1-0	8-11
Made 0 errors	12-1	5-2	1-1	18-4
Made 1 error	5-3	2-5	2-2	9-10
Made 2+ errors	3-3	2-7	0-0	5-10
Opp. made 0 errors	7-2	2-4	3-2	12-7
Opp. made 1 error	7-2	4-8	0-1	11-10
Opp. made 2+ errors	6-3	3-4	0-0	9-7
Out-hit opponent	16-2	5-3	2-1	23-6
Out-hit by opponent	3-4	1-11	0-2	4-17
Hits are tied	1-1	3-0	1-0	5-1

BY TIME

Day	11-5	4-5	3-2	18-12
Night (after 5 p.m.)	9-2	5-9	0-1	14-12

BY DAY

Monday	0-0	0-0	0-0	0-0
Tuesday	1-0	1-3	0-1	2-4
Wednesday	2-0	2-2	1-0	5-2
Thursday	2-0	0-0	0-1	2-1
Friday	7-1	2-3	0-1	8-6
Saturday	3-5	3-3	1-0	7-9
Sunday	5-1	1-3	1-0	7-4
Series Opener (weekend)	8-0	2-3	0-0	10-3
Middle Game	4-4	2-3	0-0	6-7
Series Finale	5-3	2-3	0-0	7-6
Rubber Game	3-1	0-2	0-0	3-3
Going for Sweep	2-2	1-0	0-0	3-2
Doubleheaders	0-0	0-0	0-0	0-0

BY MONTH

February	2-1	0-1	2-1	4-3
March	10-3	4-2	0-0	14-5
April	4-1	4-8	0-0	8-9
May	4-2	1-3	1-2	6-7

BY CONFERENCE

vs. Atlantic Coast	0-0	0-1	1-0	1-1
vs. American	1-0	1-0	0-0	2-0
vs. America East	3-0	0-0	0-0	3-0
vs. Big East	0-0	0-1	1-0	1-1
vs. Big Ten	0-0	0-1	0-0	0-1
vs. Coastal Athletic	0-0	1-0	0-0	1-0
vs. Missouri Valley	3-0	1-0	0-0	4-0
vs. Pac 12	0-0	0-1	0-1	0-2
vs. Patriot	2-1	0-0	0-0	2-1
vs. SEC	0-0	0-1	0-0	0-1
vs. Summit	2-0	0-0	0-0	2-0

PITCHING STATS

STARTER BREAKDOWN

PITCHER	STARTS	QS	IP/START	#P/START	RUNS/FOR	RUNS/START	TEAM RECORD
26 Boerema	17	3	5.1	88	6.3	3.1	12-5
39 Wintroub	13	1	3.2	66	5.9	2.7	7-6
45 Frost	8	1	4.1	86	9.6	3.6	5-2
23 Ruhl	5	1	2.1	48	5.4	2.8	2-3
30 Wentworth	6	2	4.2	81	1.8	3.1	2-4
10 Dean	3	0	2.2	49	5.3	3.3	1-2
35 Evans	2	0	2.2	44	5.5	3.5	1-1
32 Guyette	1	0	0.0	17	16.0	4.0	1-0
6 Buss	1	0	3.0	53	6.0	3.0	1-0

STAFF BY SERIES

	G	W-L/S	ERA	IP	H	R	ER	BB	SO
MLB	3	2-1/2	5.19	26.0	22	16	15	10	32
Arizona State	1	0-1/0	10.12	8.0	10	9	9	6	14
Holy Cross	3	2-1/2	7.71	28.0	33	28	24	14	39
UMASS Lowell	3	3-0/0	1.33	27.0	21	5	4	7	29
Tennessee	1	0-1/0	16.88	8.0	17	15	15	4	7
Clemson	1	0-1/0	5.62	8.0	8	8	5	6	9
Cincinnati	3	2-1/0	6.90	30.0	29	24	23	15	31
South Dakota St.	1	1-0/0	5.00	9.0	5	5	5	2	11
Missouri State	4	4-0/1	3.75	36.0	30	16	15	11	41
Wichita State	2	2-0/2	4.50	18.0	17	9	9	1	12
Houston	3	3-0/1	3.33	27.0	17	11	10	12	28
Texas	3	1-2/0	9.00	27.0	38	33	27	9	28
UCF	3	1-2/1	4.68	25.0	27	16	13	6	31
Oklahoma	3	0-3/0	9.49	24.2	37	31	26	16	20
UConn	1	0-14/0	3.38	8.0	6	4	3	3	9
Northeastern	1	1-0/0	4.09	11.0	9	8	5	3	14
Oklahoma State	3	2-1/0	3.60	30.0	21	13	12	19	27
Omaha	1	1-0/1	3.00	9.0	7	4	3	7	6
TCU	3	1-2/1	7.56	25.0	32	22	21	13	20
Nebraska	1	0-0/0	7.88	8.0	12	8	7	3	5
KU	3	2-1/2	2.67	27.0	28	8	8	10	30
West Virginia	3	1-2/1	6.12	25.0	29	28	17	13	30
BYU	3	2-1/1	3.77	31.0	28	19	13	15	45
Big 12	3	1-2/0	5.00	27.0	26	15	15	10	32

STARTERS BY SERIES

	G	W-L	ERA	IP	H	R	ER	BB	SO
MLB	3	1-0	3.21	14.0	10	6	5	6	14
Arizona State	1	0-0	7.71	4.1	4	4	4	4	9
Holy Cross	3	1-0	12.38	8.0	11	11	11	8	14
UMASS Lowell	3	2-0	1.29	14.0	10	3	2	3	16
Tennessee	1	0-1	27.00	3.0	9	9	9	2	4
Clemson	1	0-1	15.00	3.0	4	5	5	1	2
Cincinnati	3	1-0	8.44	10.2	11	10	10	6	9
South Dakota St.	1	0-0	99.00	0.0	2	4	4	1	0
Missouri State	4	2-0	4.00	18.0	18	8	8	2	14
Wichita State	2	0-0	9.00	5.0	8	5	5	1	1
Houston	3	0-0	5.14	14.0	9	9	8	9	14
Texas	3	1-1	6.60	15.0	17	14	11	5	14
UCF	3	1-1	3.38	13.1	12	8	5	4	16
Oklahoma	3	0-2	18.36	8.1	20	19	17	8	7
UConn	1	0-0	0.00	1.0	0	0	0	1	2
Northeastern	1	0-0	0.00	4.1	2	0	0	2	6
Oklahoma State	3	1-1	3.86	14.0	9	7	6	7	14
Omaha	1	0-0	4.60	4.0	5	3	2	2	2
TCU	3	1-2	12.60	10.0	14	14	14	5	7
Nebraska	1	0-1	0.00	2.1	2	1	0	1	3
KU	3	0-1	3.38	16.0	20	6	6	4	16
West Virginia	3	1-2	5.40	15.0	14	12	9	5	17
BYU	3	1-0	3.38	16.0	15	7	6	4	21
Big 12	3	1-1	6.46	15.1	17	11	11	5	16

BULLPEN BY SERIES

	G	W-L/S	ERA	IP	H	R	ER	BB	SO
MLB	3	1-1/2	7.50	12.0	12	10	10	4	18
Arizona State	1	0-1/0	13.50	3.1	6	5	5	2	5
Holy Cross	3	1-1/0	5.85	20.0	22	17	13	6	25
UMASS Lowell	3	1-0/0	1.38	13.0	11	2	2	4	13
Tennessee	1	0-0/0	10.80	5.0	8	6	6	2	3
Clemson	1	0-0/0	0.00	5.0	2	3	0	5	7
Cincinnati	3	1-1/0	6.05	19.1	18	14	13	9	22
South Dakota St.	1	1-0/0	1.00	9.0	3	1	1	1	11
Missouri State	4	2-0/1	3.50	18.0	12	8	7	9	27
Wichita State	2	2-0/2	2.77	13.0	9	4	4	0	11
Houston	3	3-0/1	1.38	13.0	8	2	2	3	14
Texas	3	0-1/0	12.00	12.0	21	19	16	4	14
UCF	3	0-1/1	6.17	11.2	15	8	8	2	15
Oklahoma	3	0-1/0	4.96	16.1	17	12	9	8	13
UConn	1	0-1/0	3.86	7.0	6	4	3	2	7
Northeastern	1	1-0/0	6.75	6.2	7	8	5	1	8
Oklahoma State	3	1-0/0	3.38	16.0	12	6	6	12	13
Omaha	1	1-0/1	1.80	5.0	2	1	1	5	4
TCU	3	0-0/1	4.20	15.0	18	8	7	8	13
Nebraska	1	0-0/0	11.2	5.2	10	7	7	2	2
KU	3	2-0/2	1.64	11.0	8	2	2	6	14
West Virginia	3	0-0/1	7.20	10.0	15	16	8	8	13
BYU	3	1-1/1	4.20	15.0	13	12	7	11	24
Big 12	3	0-1/0	3.09	11.2	9	4	4	5	16

STARTER/RELIEVER SPLITS

	W-L/S	ERA	IP	H	R	ER	BB	SO
Starters	14-14	6.21	229.0	243	176	158	96	238
Bullpen	18-10/15	4.80	273.2	266	176	146	119	312
TOTAL	32-24/15	5.44	502.2	509	355	304	215	550

STARTER/RELIEVER SPLITS - BIG 12

	W-L/S	ERA	IP	H	R	ER	BB	SO
Starters	7-10	6.26	132.1	141	106	92	57	135
Bullpen	8-5/7	5.04	139.1	145	99	78	71	155
TOTAL	15-15/7	5.63	271.2	286	205	170	128	290

STARTERS BY LOCATION

	G	W-L	ERA	IP	H	R	ER	BB	SO
Home	27	8-3	5.32	116.2	122	76	69	42	120
Away/Neutral	29	6-11	7.13	112.1	121	100	89	54	118

BULLPEN BY LOCATION

	G	W-L/S	ERA	IP	H	R	ER	BB	SO
Home	27	12-4/8	4.19	137.1	120	78	64	61	161
Away/Neutral	29	6-6/7	5.41	136.1	146	101	82	58	151

STARTERS BY MONTH

	G	W-L	ERA	IP	H	R	ER	BB	SO
February	7	2-0	6.75	26.2	25	21	20	18	37
March	19	5-3	6.84	77.2	82	64	59	30	72
April	17	4-6	7.05	60.0	68	54	47	29	56
May	13	3-5	4.45	64.2	68	37	32	19	73
June	--	--	--	--	--	--	--	--	--

BULLPEN BY MONTH

	G	W-L/S	ERA	IP	H	R	ER	BB	SO
February	7	2-3/4	7.13	35.1	40	32	28	12	48
March	19	9-2/3	4.48	94.1	84	55	47	31	108
April	17	4-3/4	4.27	90.2	87	51	43	44	87
May	13	3-2/4	4.72	53.1	55	41	28	32	69
June	--	--	--	--	--	--	--	--	--

MISC PITCHING STATS

PITCHER	K/9	WHIP	SV/OPP	IRS/IR
Arther	5.7	1.47	--	13/0
Blazer	--	--	--	--
Boerema	10.1	1.55	--	0/0
Buss	5.2	1.47	--	5/3
Dean	9.6	1.59	1/2	26/9
Evans	6.8	1.80	--	0/0
Frost	7.9	1.77	--	8/2
Gnibus	--	--	--	--
Guyette	9.5	3.71	--	1/0
Lee	--	--	--	--
Martinez	12.6	2.50	--	5/2
Neighbors	14.9	1.14	8/8	12/4
Putz	--	--	--	--
Roberts	9.4	1.65	--	7/0
Rosin	--	--	--	--
Ruhl	8.8	2.43	--	2/2
Slack	10.1	1.58	--	9/5
Stuewe	--	--	--	--
Wentworth	12.8	1.14	6/6	15/4
Wintroub	9.2	1.65	--	2/0
Wisnabaker	8.2	1.57	--	20/11
TOTAL	8.5	1.57	15/16	125/42

STARTER/BULLPEN STATS

STARTING PITCHER STATS

Player	era	w-l	app	gs	cg	sho	sv	ip	h	r	er	bb	so	2b	3b	hr	b/avg	wp	hp	bks	sfa	sha
26 Boerema, Owen	4.91	6-3	17	17	1	0/0	0	88.0	81	52	48	39	99	18	1	15	.243	0	16	0	5	1
30 Wentworth, Jackson	5.62	2-4	6	6	0	0/0	0	32.0	30	22	20	12	42	3	1	3	.250	2	3	0	1	2
39 Wintroub, Josh	5.66	2-3	13	13	0	0/0	0	47.2	61	35	30	12	48	12	2	10	.302	2	4	0	3	0
45 Frost, Jacob	6.75	2-0	8	8	0	0/1	0	33.1	33	29	25	16	30	9	0	7	.252	0	5	0	0	3
10 Dean, Blake	8.31	1-1	3	3	0	0/0	0	8.2	10	10	8	4	7	1	0	2	.270	0	1	0	0	0
6 Buss, Mason	9.00	0-0	1	1	0	0/0	0	3.0	5	3	3	0	1	1	0	0	.385	0	1	0	1	0
23 Ruhl, Ty	10.32	1-2	5	5	0	0/0	0	11.1	14	14	13	10	9	1	0	3	.341	0	1	0	2	2
35 Evans, Andrew	12.60	0-1	2	2	0	0/0	0	5.0	7	7	7	2	2	2	1	2	.333	4	0	0	0	1
32 Guyette, James	99.00	0-0	1	1	0	0/0	0	0.0	2	4	4	1	0	1	0	1	1.000	0	1	0	0	0
Totals	6.21	14-14	56	56	1	1/1	0	229.0	243	176	158	96	238	48	5	43	.270	8	32	0	12	9

RELIEVER STATS

Player	era	w-l	app	gs	cg	sho	sv	ip	h	r	er	bb	so	2b	3b	hr	b/avg	wp	hp	bks	sfa	sha
23 Ruhl, Ty	0.00	0-0	2	0	0	0/0	0	1.0	3	3	0	2	3	0	0	1	.500	0	0	0	0	0
13 Wisenbaker, Cole	2.83	2-0	19	0	0	0/0	0	28.2	24	10	9	13	26	4	0	2	.235	1	8	0	2	3
30 Wentworth, Jackson	3.12	2-1	20	0	0	0/1	6	43.1	30	18	15	10	65	6	2	3	.189	0	1	0	1	2
16 Neighbors, Tyson	3.24	1-2	20	0	0	0/0	8	33.1	23	14	12	15	55	5	1	4	.195	2	0	0	1	5
6 Buss, Mason	3.38	2-0	12	0	0	0/0	0	16.0	16	10	6	6	10	4	0	3	.262	0	0	0	0	0
10 Dean, Blake	3.70	3-2	23	0	0	0/0	1	48.2	46	30	20	20	54	5	1	4	.236	5	10	0	0	2
37 Roberts, Sam	4.05	1-0	10	0	0	0/0	0	6.2	3	4	3	4	7	2	0	0	.167	0	4	1	0	1
99 Slack, JJ	4.50	2-1	13	0	0	0/0	0	24.0	23	13	12	13	27	3	1	2	.258	1	2	0	0	2
34 Martinez, Preston	5.40	0-0	11	0	0	0/0	0	10.0	13	8	6	9	14	6	1	0	.317	0	3	0	2	0
41 Arther, Adam	5.68	0-1	14	0	0	0/0	0	19.0	17	13	12	7	12	5	2	1	.250	1	4	0	1	3
35 Evans, Andrew	9.45	4-1	9	0	0	0/0	0	20.0	28	22	21	7	17	6	1	2	.329	0	1	0	1	1
45 Frost, Jacob	9.49	1-1	6	0	0	0/0	0	12.1	19	16	13	7	10	4	0	2	.358	5	1	0	0	1
39 Wintroub, Josh	10.80	0-1	2	0	0	0/0	0	5.0	9	7	6	1	6	3	0	0	.391	0	0	0	1	0
32 Guyette, James	17.47	0-0	3	0	0	0/0	0	5.2	12	11	11	5	6	3	0	3	.462	1	0	0	1	1
Totals	4.80	18-10	56	0	0	1/1	15	273.2	266	179	146	119	312	56	9	27	.255	16	34	1	10	21

SEASON CLASS RECORDS

AT-BATS

Freshman	232, Nick Martini.....2009
Sophomore	249, Shane Conlon.....2013
Junior	261, Ross Kivett.....2013
Senior	261, Tanner Witt.....2013

BATTING AVERAGE

Freshman	.350, Will Brennan.....2017
Sophomore	.429, Kasey Weishaar.....1999
Junior	.409, Heath Schesser.....1997
Senior	.418, David Chadd.....1988

HITS

Freshman	78, Nick Martini.....2009
Sophomore	96, Nick Martini.....2010
Junior	97, Heath Schesser.....1997
Senior	94, Adam Muenster.....2010

RUNS SCORED

Freshman	54, Nick Martini.....2009
Sophomore	61, Carter Jurica.....2009
Junior	70, Heath Schesser.....1997
Senior	67, Ryan Baldwin.....2003

RUNS BATTED IN

Freshman	50, Brett Reid.....1999
Sophomore	Nick Martini.....2009
Junior	61, Jason King.....2009
Senior	85, Heath Schesser.....1997
Senior	70, Scott Poepard.....1997

DOUBLES

Freshman	17, Nick Martini.....2009
Sophomore	17, Nick English.....2023
Junior	23, Scott Poepard.....1995
Senior	20, Heath Schesser.....1997
Senior	22, Jim Donohue.....1988

TRIPLES

Freshman	7, Garrett Bell.....1997
Sophomore	6, Steve Anson.....1974
Junior	11, Antonio Triplett.....1981
Senior	10, Joe Goedert.....1982

HOME RUNS

Freshman	10, Dylan Phillips.....2019
Sophomore	Nick Goodwin.....2021
Junior	16, Dylan Phillips.....2021
Senior	16, Heath Schesser.....1997
Senior	16, Scott Poepard.....1997
Senior	Ryan Baldwin.....2003

TOTAL BASES

Freshman	111, Nick Martini.....2009
Sophomore	137, Dylan Phillips.....2021
Junior	181, Heath Schesser.....1997
Senior	161, Scott Poepard.....1997

STOLEN BASES

Freshman	19, Mark Nordyke.....1979
Sophomore	Nick Martini.....2009
Junior	28, Brendan Jones.....2023
Senior	43, Russ Ringgenberg.....1989
Senior	37, Tim Decker.....1995

PITCHING WINS

Freshman	9, Jake Matthys.....2013
Sophomore	9, Andy Replogle.....1974
Junior	Dan Driskill.....1992
Senior	Kyle Hunter.....2010
Senior	14, A.J. Morris.....2009
Senior	7, Matt Koeman.....1996
Senior	Brad Hutt.....2008
Senior	Owen Boerema.....2023

INNINGS PITCHED

Freshman	84.2, Jordan Wicks.....2019
Sophomore	98.2, Dan Driskill.....1992
Junior	116.1, A.J. Morris.....2009
Senior	113.2, Carlos Torres.....2004

EARNED RUN AVERAGE

Freshman	1.24, Ben Hornbeck.....2006
Sophomore	1.85, Tyson Neighbors.....2023
Junior	1.09, Wade Johnson.....1966
Senior	1.34, Bob Haney.....1970

STRIKEOUTS

Freshman	86, Jordan Wicks.....2019
Sophomore	118, Jordan Wicks.....2021
Junior	100, A.J. Morris.....2009
Senior	99, Owen Boerema.....2024

SAVES

Freshman	9, Jake Matthys.....2013
Sophomore	11, Tyson Neighbors.....2023
Junior	17, James Allen.....2011
Senior	12, Daniel Edwards.....2008

2024 RESULTS

OVERALL RECORD: 32-24

HOME: 20-7 // AWAY: 9-14 // NEUTRAL: 3-3 // BIG 12: 15-15

DATE	OPPONENT	W/L	K-STATE			OPPONENT			WP	LP	SV	TOG	ATT		
			SCORE	INN	R	H	E	R						H	E
2/16	vs. Cal*	L	3-6	9	3	9	1	6	11	0	Becerra (1-0)	Wintroub (0-1)	Stasioswski (1)	2:39	350
2/17	vs. Boston College^	W	6-4	9	6	9	0	4	5	0	Ruhl (1-0)	Colarusso (0-1)	Dean (1)	2:40	595
2/18	vs. Georgetown^	W	7-6	9	7	9	1	6	6	0	Wentworth (1-0)	Jensen (0-1)	Neighbors (1)	2:47	--
2/20	at Arizona State	L	6-9	9	6	7	0	9	10	1	Cornelius (1-0)	Dean (0-1)	Tieding (1)	3:03	2662
2/23	HOLY CROSS	W	17-11	9	17	13	1	11	14	1	Roberts (1-0)	Wywoda (0-1)	Wentworth (1)	3:25	1792
2/24	HOLY CROSS	L	10-13	(10)	10	8	2	13	13	2	LeMond (1-0)	Dean (0-2)	--	3:50	2344
2/25	HOLY CROSS	W	5-4	9	5	11	1	4	6	0	Boerema (1-0)	Walters (0-2)	Wentworth (2)	2:34	1941
3/1	UMASS LOWELL	W	10-1	9	10	9	0	1	6	1	Evans (1-0)	Williams (0-2)	--	2:30	1537
3/2	UMASS LOWELL	W	17-3	9	17	20	1	3	10	2	Frost (1-0)	Keevan (0-2)	--	2:53	1913
3/3	UMASS LOWELL	W	10-1	9	10	10	0	1	5	0	Wintroub (1-0)	Capellupo (1-1)	--	2:41	1946
3/5	at #7 Tennessee	L	5-15	9	5	8	0	15	17	2	Snead (3-0)	Boerema (1-1)	--	2:39	4647
3/6	at #9 Clemson	L	3-8	9	3	10	1	8	8	1	Barlow (2-1)	Evans (1-1)	--	2:41	3855
3/8	CINCINNATI*	W	4-0	9	4	9	2	0	0	2	Frost (2-0)	Logue (0-1)	--	2:29	1472
3/9	CINCINNATI*	L	7-11	9	7	10	1	11	9	3	Insco (2-0)	Arther (0-1)	--	3:20	1868
3/10	CINCINNATI*	W	14-13	(12)	14	19	0	13	20	2	Evans (2-1)	Coulter (1-1)	--	3:55	1962
3/13	SOUTH DAKOTA STATE	W	16-5	9	16	15	0	5	5	2	Evans (3-1)	Kruger (0-1)	--	2:53	1788
3/15	MISSOURI STATE	W	7-3	9	7	11	0	3	9	1	Buss (1-0)	Beaver (0-1)	Wentworth (3)	2:49	1760
3/16	MISSOURI STATE	W	12-6	9	12	15	1	6	10	1	Wisnabaker (1-0)	Day (1-3)	--	3:06	2150
3/17	MISSOURI STATE	W	11-3	9	11	10	0	3	4	2	Boerema (2-1)	Charlton (0-1)	--	2:27	1726
3/19	at Wichita State	W	8-6	9	8	13	1	6	8	0	Buss (2-0)	Anderson (1-1)	Wentworth (4)	3:00	2538
3/22	at Houston*	W	5-3	9	5	6	0	3	6	4	Wisnabaker (2-0)	Schmitz (1-1)	Wentworth (5)	2:35	1368
3/23	at Houston*	W	6-5	9	6	9	0	5	5	2	Dean (1-2)	Murray (0-2)	--	2:46	1431
3/24	at Houston*	W	9-3	9	9	15	3	3	6	1	Neighbors (1-0)	Schmitz (1-2)	--	2:59	1449
3/26	NEBRASKA	CANCELED													
3/28	TEXAS*	W	14-6	9	14	18	0	6	10	1	Wintroub (2-1)	Johnson (1-2)	--	2:54	1893
3/29	TEXAS*	L	11-21	9	11	15	3	21	22	0	Boehm (2-2)	Wentworth (1-1)	--	3:50	2344
3/30	TEXAS*	L	3-6	9	3	11	2	6	6	1	Grubbs (4-0)	Boerema (2-2)	Duplantier (2)	2:54	2344
4/3	at Missouri State	W	8-4	9	8	8	0	4	7	1	Dean (2-2)	Metz (1-2)	--	3:18	237
4/5	at #25 UCF*	L	4-7	9	4	8	2	7	14	3	Kramer (5-0)	Frost (2-1)	--	3:12	2109
4/6	at #25 UCF*	W	4-3	9	4	5	1	3	5	0	Boerema (3-2)	Stagliano (1-2)	Neighbors (2)	2:55	2185
4/7	at #25 UCF*	L	1-6	9	1	3	4	6	8	1	Castellano (3-0)	Dean (2-3)	--	2:27	1847
4/10	WICHITA STATE	W	6-3	9	6	12	1	3	9	1	Frost (3-1)	Hamilton (1-3)	Wentworth (6)	2:44	2030
4/12	at Oklahoma*	L	5-12	9	5	8	1	12	12	1	Davis (3-3)	Wintroub (2-2)	--	2:45	2307
4/13	at Oklahoma*	L	4-11	9	4	6	1	11	16	0	Witherspoon (3-2)	Boerema (3-3)	--	3:01	4011
4/14	at Oklahoma*	L	7-8	9	7	12	1	8	9	0	Lambert (3-0)	Neighbors (1-1)	--	3:05	2138
4/16	at UCONN	L	0-4	9	0	5	1	4	6	0	Cinnella (3-2)	Evans (3-2)	--	2:28	750
4/17	at Northeastern	W	9-8	(11)	9	9	2	8	9	1	Wentworth (2-1)	Beauchesne (2-1)	--	3:25	451
4/19	OKLAHOMA STATE*	W	6-5	(12)	6	14	0	5	8	0	Evans (4-2)	Molsky (5-1)	--	3:56	2191
4/20	OKLAHOMA STATE*	W	7-2	9	7	9	2	2	6	1	Wentworth (3-1)	Holiday (3-3)	--	2:29	2344
4/21	OKLAHOMA STATE*	L	4-6	9	4	7	1	6	7	3	Phillips (1-0)	Ruhl (1-1)	Benge (3)	3:03	2344
4/23	OMAHA	W	6-4	9	6	8	2	4	7	0	Slack (1-0)	Louthan (0-1)	Neighbors (3)	2:48	2199
4/26	at TCU*	L	0-12	9	0	5	2	12	17	2	Tolle (5-3)	Ruhl (1-2)	Mosiello (1)	3:02	4130
4/27	at TCU*	L	4-7	9	4	12	3	7	7	1	Sloan (4-3)	Wentworth (3-2)	Abeldt (4)	3:03	--
4/28	at TCU*	W	6-3	9	6	7	0	3	8	1	Boerema (4-3)	Parker (2-1)	Neighbors (4)	2:54	4724
5/1	at Nebraska	L	0-8	9	0	0	2	8	12	1	Brocket (2-0)	Wintroub (2-3)	--	2:31	4929
5/3	KU*	W	3-2	9	3	10	0	2	8	0	Dean (3-3)	Dutton (7-3)	Neighbors (5)	2:20	2344
5/4	KU*	L	0-4	9	0	6	0	4	13	1	Voegele (7-2)	Wentworth (3-3)	Cranton (5)	2:56	2344
5/5	KU*	W	4-2	9	4	7	0	2	7	0	Dean (4-3)	Moore (1-2)	Neighbors (6)	2:45	2344
5/10	at West Virginia*	W	4-3	9	4	8	0	3	6	2	Boerema (5-3)	Cooper (1-3)	Neighbors (7)	2:44	3137
5/11	at West Virginia*	L	0-13	9	0	3	3	13	8	0	Clark (6-2)	Wentworth (3-4)	--	3:01	3631
5/12	at West Virginia*	L	5-12	9	5	5	2	12	15	3	Switalski (3-2)	Wintroub (2-4)	--	3:01	3232
5/14	SOUTH DAKOTA STATE	CANCELED													
5/16	BYU*	W	7-6	12	7	7	3	6	9	3	Slack (2-0)	Cushing (1-3)	--	3:19	1939
5/17	BYU*	W	2-1	9	2	6	0	1	5	0	Wentworth (4-4)	Hansen (5-7)	Neighbors (7)	2:08	2344
5/18	BYU*	L	8-12	10	8	11	1	12	14	1	Cushing (2-3)	Slack (2-1)	--	3:24	2344
5/21	vs. (7) KU!	L	1-2	9	1	7	1	2	5	0	Cain (1-2)	Neighbors (1-2)	Cranton (7)	2:42	--
5/22	vs. (4) West Virginia!	W	8-4	9	8	7	1	4	7	0	Boerema (6-3)	Oliver (2-2)	--	2:46	--
5/23	vs. (9) TCU!	L	4-9	9	4	8	0	9	14	1	Abeldt (3-0)	Wentworth (4-5)	Rodriguez (2)	3:19	--

^ MLB Desert Invitational

* Big 12 game

! Big 12 Championship

Home games in **BOLD**

OVERALL STATISTICS

OVERALL RECORD: 32-24

HOME: 20-7 // AWAY: 9-14 // NEUTRAL: 3-3 // BIG 12: 15-15

Player	avg gp-gs	ab	r	h	2b	3b	hr	rbi	tb	slg%	bb	hp	so	gdp	ob%	sf	sh	sb-att	po	a	e	fld%
7 Day, Brady	.332 56-56	214	46	71	15	2	8	53	114	.533	43	2	34	2	.444	2	1	16-18	104	153	10	.963
22 Culpepper, Kaelen	.316 56-56	225	45	71	12	5	9	49	120	.533	33	6	37	6	.410	4	0	16-20	53	139	11	.946
0 Parsons, Jaden	.305 42-31	105	17	32	3	0	1	10	38	.362	17	3	22	1	.416	0	4	9-13	30	52	3	.965
5 Jones, Brendan	.298 56-56	215	61	64	12	2	8	30	104	.484	52	3	49	0	.439	1	3	37-39	141	4	1	.993
9 Ingram, Chuck	.267 56-55	225	44	60	10	3	9	25	103	.458	22	3	73	4	.337	2	1	8-13	68	6	2	.974
44 Bishop, David	.259 54-47	166	26	43	6	1	3	26	60	.361	14	1	29	4	.314	4	2	13-13	355	20	0	1.000
8 English, Nick	.254 53-52	201	27	51	17	0	2	35	74	.368	24	4	47	2	.341	3	1	9-10	66	0	3	.957
3 Rivera, Danniell	.224 46-36	134	26	30	3	0	2	23	39	.291	30	5	21	3	.382	1	1	10-11	11	38	8	.860
15 Lodice, Kyan	.222 37-25	99	15	22	3	1	3	11	36	.364	14	1	43	2	.322	1	3	7-9	39	2	0	1.000
28 Pelletier, Raphael	.211 55-52	166	28	35	6	0	9	27	68	.410	39	4	51	3	.371	1	3	0-0	474	45	8	.985

24 Lobliner, Jayden	.271 31-26	96	13	26	2	1	3	17	39	.406	10	3	28	2	.358	0	0	0-1	68	3	1	.986
20 Quecker, Carson	.250 10-0	8	0	2	0	0	0	1	2	.250	1	0	5	0	.333	0	0	1-1	3	0	0	1.000
12 Phillips, Cayden	.234 26-9	47	2	11	3	0	1	11	17	.362	3	1	15	1	.288	1	1	0-0	66	3	1	.986
18 Schwalbach, Mason	.200 8-2	15	2	3	0	0	1	3	6	.400	0	0	7	0	.200	0	0	0-0	0	0	0	.000
2 Karl, Cadyn	.091 15-1	11	1	1	0	0	0	0	1	.091	2	0	6	0	.231	0	0	1-2	3	0	0	1.000
4 Salinas, Orlando	.000 1-0	1	0	0	0	0	0	0	0	.000	0	0	1	0	.000	0	0	0-0	0	0	0	.000
Totals	.271 56	1928	353	522	92	15	59	321	821	.426	304	36	468	30	.377	20	20	127-150	1508	527	56	.973
Opponents	.262 56	1944	355	509	104	14	70	327	851	.438	215	66	550	27	.352	22	30	45-62	1492	529	60	.971

LOB - Team (464), Opp (414). DPs turned - Team (36), Opp (43). CI - Team (0), Opp (1). IBB - Team (8), Culpepper, K 3, Pelletier, R 1, Day, B. 1, Parsons, J. 1, English, N. 1, Jones, B. 1, Opp (4). Picked off - Jones, B. 4, Day, B. 3, Rivera, D. 2, Lodice, K. 1, English, N. 1, Bishop, D. 1.

(All games Sorted by Earned run avg)

Player	era	w-l	app	gs	cg	sho	sv	ip	h	r	er	bb	so	2b	3b	hr	b/avg	wp	hp	bk	sfa	sha
30 Wentworth, Jackson	4.18	4-5	26	6	0	0/1	6	75.1	60	40	35	22	107	9	3	6	.215	2	4	0	2	4
10 Dean, Blake	4.40	4-3	26	3	0	0/0	1	57.1	56	40	28	24	61	6	1	6	.241	5	11	0	0	2
26 Boerema, Owen	4.91	6-3	17	17	1	0/0	0	88.0	81	52	48	39	99	18	1	15	.243	0	16	0	5	1

13 Wisenbaker, Cole	2.83	2-0	19	0	0	0/0	0	28.2	24	10	9	13	26	4	0	2	.235	1	8	0	2	3
16 Neighbors, Tyson	3.24	1-2	20	0	0	0/0	8	33.1	23	14	12	15	55	5	1	4	.195	2	0	0	1	5
37 Roberts, Sam	4.05	1-0	10	0	0	0/0	0	6.2	3	4	3	4	7	2	0	0	.167	0	4	1	0	1
6 Buss, Mason	4.26	2-0	13	1	0	0/0	0	19.0	21	13	9	6	11	5	0	3	.284	0	1	0	1	0
99 Slack, JJ	4.50	2-1	13	0	0	0/0	0	24.0	23	13	12	13	27	3	1	2	.258	1	2	0	0	2
34 Martinez, Preston	5.40	0-0	11	0	0	0/0	0	10.0	13	8	6	9	14	6	1	0	.317	0	3	0	2	0
41 Arther, Adam	5.68	0-1	14	0	0	0/0	0	19.0	17	13	12	7	12	5	2	1	.250	1	4	0	1	3
39 Wintroub, Josh	6.15	2-4	15	13	0	0/0	0	52.2	70	42	36	13	54	15	2	10	.311	2	4	0	4	0
45 Frost, Jacob	7.49	3-1	14	8	0	0/1	0	45.2	52	45	38	23	40	13	0	9	.283	5	6	0	0	4
23 Ruhl, Ty	9.49	1-2	7	5	0	0/0	0	12.1	17	17	13	12	12	1	0	4	.362	0	1	0	2	2
35 Evans, Andrew	10.08	4-2	11	2	0	0/0	0	25.0	35	29	28	9	19	8	2	4	.330	4	1	0	1	2
32 Guyette, James	23.82	0-0	4	1	0	0/0	0	5.2	14	15	15	6	6	4	0	4	.500	1	1	0	1	1
Totals	5.44	32-24	56	56	1	1/1	15	502.2	509	355	304	215	550	104	14	70	.262	24	66	1	22	30
Opponents	5.57	24-32	56	56	1	5/4	10	497.1	522	353	308	304	468	92	15	59	.271	40	36	8	20	20

PB - Team (13), Pelletier, R 9, Phillips, C. 4, Opp (14). Pickoffs - Team (5), Pelletier, R 4, Frost, J. 1, Opp (12). SBA/ATT - Pelletier, R (42-54), Boerema, O. (8-10), Dean, B. (8-9), Neighbors, T (5-8), Wentworth, J (7-7), Frost, J. (4-7), Buss, M. (3-5), Phillips, C. (3-5), Wintroub, J. (3-4), Evans, A. (2-3), Wisenbaker (2-2), Roberts, S. (0-2), Arther, A. (1-2), Ruhl, T. (1-1), Guyette, J. (0-1), Slack, J. (1-1).

BIG 12 STATISTICS

OVERALL RECORD: 15-15

HOME: 9-6 // AWAY: 6-9

Player	avg gp-gs	ab	r	h	2b	3b	hr	rbi	tb	slg%	bb	hp	so	gdp	ob%	sf	sh	sb-att	po	a	e	fld%
7 Day, Brady	.311 30-30	119	20	37	7	1	3	22	55	.462	19	0	18	2	.403	1	1	7-7	49	88	7	.951
0 Parsons, Jaden	.299 25-20	67	9	20	1	0	1	6	24	.358	10	2	13	0	.405	0	3	4-7	21	30	1	.981
5 Jones, Brendan	.294 30-30	119	28	35	2	1	3	13	48	.403	26	0	27	0	.418	1	1	21-23	88	3	1	.989
22 Culpepper, Kaelen	.286 30-30	119	21	34	7	3	4	26	59	.496	15	4	19	3	.376	3	0	6-7	30	64	6	.940
9 Ingram, Chuck	.279 30-30	122	22	34	3	1	5	13	54	.443	10	0	38	2	.328	2	1	3-8	41	3	2	.957
44 Bishop, David	.244 29-26	90	13	22	2	0	2	12	30	.333	5	1	17	2	.283	3	2	4-4	202	9	0	1.000
15 Lodice, Kyan	.236 21-14	55	8	13	2	1	3	8	26	.473	5	1	22	1	.306	1	3	2-3	17	2	0	1.000
8 English, Nick	.233 29-29	120	12	28	9	0	1	18	40	.333	7	1	29	0	.279	1	1	5-5	32	0	2	.941
28 Pelletier, Raphael	.208 29-28	96	13	20	5	0	6	12	43	.448	16	0	29	2	.321	0	1	0-0	253	22	5	.982
3 Rivera, Danniell	.197 23-20	71	8	14	2	0	0	9	16	.225	19	0	12	2	.363	1	1	4-5	5	18	5	.821

18 Schwalbach, Mason	.500 3-0	2	0	1	0	0	0	0	1	.500	0	0	1	0	.500	0	0	0-0	0	0	0	.000
20 Queck, Carson	.250 2-0	4	0	1	0	0	0	1	1	.250	0	0	2	0	.250	0	0	1-1	0	0	0	.000
12 Phillips, Cayden	.222 13-4	27	1	6	2	0	0	3	8	.296	0	1	10	0	.250	0	1	0-0	30	1	0	1.000
24 Lobliner, Jayden	.171 13-9	35	3	6	1	0	0	1	7	.200	2	0	11	0	.216	0	0	0-1	34	2	1	.973
2 Karl, Cadyn	.000 6-0	3	0	0	0	0	0	0	0	.000	0	0	2	0	.000	0	0	0-0	1	0	0	1.000
Totals	.258 30	1049	158	271	43	7	28	144	412	.393	134	10	250	14	.344	13	15	57-71	815	276	36	.968
Opponents	.270 30	1058	205	286	56	6	41	187	477	.451	128	32	290	15	.362	13	21	26-33	817	288	39	.966

LOB - Team (246), Opp (232). DPs turned - Team (19), Opp (19). IBB - Team (6), Pelletier, R 1, Day, B. 1, English, N. 1, Jones, B. 1, Culpepper, K 1, Parsons, J. 1, Opp (3). Picked off - Jones, B. 2, English, N. 1, Rivera, D. 1, Day, B. 1.

(Big 12 games only Sorted by Earned run avg)

Player	era	w-l	app	gs	cg	sho	sv	ip	h	r	er	bb	so	2b	3b	hr	b/avg	wp	hp	bk	sfa	sha
10 Dean, Blake	3.93	3-1	15	2	0	0/0	0	34.1	32	23	15	15	35	2	0	4	.235	2	5	0	0	1
26 Boerema, Owen	4.61	3-2	10	10	0	0/0	0	52.2	52	31	27	27	52	12	1	9	.257	0	11	0	4	1
30 Wentworth, Jackson	5.40	2-4	12	5	0	0/1	1	45.0	42	31	27	14	62	7	2	5	.244	2	3	0	1	3

16 Neighbors, Tyson	1.50	1-1	13	0	0	0/0	6	24.0	14	5	4	10	39	5	0	3	.167	1	0	0	0	4
34 Martinez, Preston	2.08	0-0	4	0	0	0/0	0	4.1	3	1	1	4	6	1	1	0	.214	0	1	0	1	0
41 Arther, Adam	2.70	0-1	6	0	0	0/0	0	6.2	4	3	2	3	4	0	0	0	.174	1	2	0	0	1
13 Wisenbaker, Cole	2.87	1-0	10	0	0	0/0	0	15.2	16	6	5	6	10	4	0	0	.286	1	4	0	2	2
37 Roberts, Sam	4.50	0-0	3	0	0	0/0	0	2.0	2	1	1	1	1	2	0	0	.333	0	0	0	0	1
6 Buss, Mason	5.23	0-0	7	0	0	0/0	0	10.1	15	10	6	5	6	3	0	3	.349	0	0	0	0	0
99 Slack, JJ	5.40	1-1	7	0	0	0/0	0	13.1	13	8	8	10	16	1	0	1	.265	1	1	0	0	2
45 Frost, Jacob	7.62	1-1	8	4	0	0/1	0	28.1	29	29	24	14	25	7	0	6	.257	5	3	0	0	2
39 Wintroub, Josh	9.39	1-2	7	7	0	0/0	0	23.0	39	27	24	5	24	9	1	6	.368	0	1	0	2	0
23 Ruhl, Ty	15.75	0-2	4	2	0	0/0	0	4.0	8	11	7	6	3	0	0	3	.471	0	0	0	2	2
35 Evans, Andrew	20.86	2-0	5	0	0	0/0	0	7.1	17	17	17	6	6	3	1	1	.472	0	1	0	1	1
32 Guyette, James	27.00	0-0	1	0	0	0/0	0	0.2	0	2	2	2	1	0	0	0	.000	0	0	0	0	1
Totals	5.63	15-15	30	30	0	1/1	7	271.2	286	205	170	128	290	56	6	41	.270	13	32	0	13	21
Opponents	4.53	15-15	30	30	0	3/3	6	272.1	271	158	137	134	250	43	7	28	.258	17	10	4	13	15

PB - Team (6), Pelletier, R 5, Phillips, C. 1, Opp (5). Pickoffs - Team (3), Pelletier, R 3, Opp (5). SBA/ATT - Pelletier, R (24-30), Boerema, O. (5-7), Dean, B. (5-6), Wentworth, J (5-5), Frost, J. (3-4), Neighbors, T (3-4), Buss, M. (1-3), Phillips, C. (2-3), Slack, J. (1-1), Ruhl, T. (1-1), Wintroub, J. (1-1), Wisenbaker (1-1).

HOME STATISTICS

OVERALL RECORD: 20-7

BIG 12: 9-6

HITTERS

Player	avg	gp-gs	ab	r	h	2b	3b	hr	rbi	tb	slg%	bb	hp	so	gdp	ob%	sf	sh	sb-att	po	a	e	fld%	
0 Parsons, Jaden	.373	21-14	51	12	19	1	0	1	8	23	.451	8	2	7	0	.475	0	1	7-9	11	27	0	1.000	
7 Day, Brady	.367	27-27	109	31	40	9	0	7	31	70	.642	21	1	11	1	.466	2	0	7-8	46	75	4	.968	
5 Jones, Brendan	.365	27-27	104	33	38	7	0	3	19	54	.519	29	2	18	0	.507	1	0	25-26	69	3	0	1.000	
44 Bishop, David	.363	26-22	80	13	29	4	1	2	15	41	.513	7	0	8	2	.400	3	1	6-6	167	10	0	1.000	
22 Culpepper, Kaelen	.324	27-27	111	27	36	7	2	5	25	62	.559	19	2	21	2	.422	3	0	7-10	26	73	4	.961	
28 Pelletier, Raphael	.287	27-25	87	21	25	5	0	7	19	51	.586	20	3	21	2	.436	0	1	0-0	240	16	3	.988	
15 Lodice, Kyan	.286	16-13	49	10	14	1	1	3	8	26	.531	6	0	15	2	.357	1	1	3-5	17	0	0	1.000	
9 Ingram, Chuck	.277	27-27	119	26	33	4	2	6	15	59	.496	8	3	35	2	.336	1	1	6-8	33	2	1	.972	
8 English, Nick	.270	26-26	100	19	27	11	0	2	24	44	.440	19	1	16	0	.388	1	0	5-6	38	0	2	.950	
24 Lobliner, Jayden	.260	16-12	50	8	13	0	1	3	13	24	.480	5	2	13	1	.351	0	0	0-0	53	3	0	1.000	
3 Rivera, Danniell	.250	22-18	68	18	17	1	0	1	14	21	.309	15	4	8	2	.414	0	1	7-7	7	21	1	.966	

20 Queck, Carson	.500	5-0	2	0	1	0	0	0	0	1	.500	1	0	1	0	.667	0	0	0-0	2	0	0	1.000	
18 Schwalbach, Mason	.333	5-1	9	2	3	0	0	1	2	6	.667	0	0	3	0	.333	0	0	0-0	0	0	0	.000	
12 Phillips, Cayden	.261	13-4	23	0	6	3	0	0	8	9	.391	0	1	9	0	.280	1	0	0-0	36	1	1	.974	
2 Karl, Cadyn	.000	7-0	3	1	0	0	0	0	0	0	.000	1	0	3	0	.250	0	0	0-0	0	0	0	.000	
Totals	.312	27	965	221	301	53	7	41	201	491	.509	159	21	189	14	.415	13	6	73-85	762	259	22	.979	
Opponents	.249	27	971	154	242	48	5	36	145	408	.420	103	31	281	15	.336	13	15	15-21	706	263	31	.969	

LOB - Team (238), Opp (217). DPs turned - Team (15), Opp (20). CI - Team (0), Opp (1). IBB - Team (5), English, N. 1, Pelletier, R 1, Day, B. 1, Culpepper, K 1, Parsons, J. 1, Opp (3). Picked off - Day, B. 2, Jones, B. 1, Rivera, D. 1, Bishop, D. 1.

(Home games Sorted by Earned run avg)

Player	era	w-l	app	gs	cg	sho	sv	ip	h	r	er	bb	so	2b	3b	hr	b/avg	wp	hp	bk	sfa	sha
10 Dean, Blake	2.57	2-1	13	0	0	0/0	0	28.0	24	15	8	9	33	3	0	2	.218	3	5	0	0	2
30 Wentworth, Jackson	2.87	2-2	11	3	0	0/1	4	37.2	29	15	12	10	54	2	2	4	.209	0	2	0	1	2
26 Boerema, Owen	3.54	2-1	8	8	0	0/0	0	40.2	34	18	16	18	46	8	0	5	.228	0	8	0	2	0
39 Wintroub, Josh	5.83	2-0	7	6	0	0/0	0	29.1	36	21	19	7	27	6	1	6	.295	1	2	0	3	0

37 Roberts, Sam	0.00	1-0	4	0	0	0/0	0	2.2	1	0	0	4	4	0	0	0	.143	0	0	0	0	1
13 Wisenbaker, Cole	2.04	1-0	10	0	0	0/0	0	17.2	12	4	4	5	17	3	0	1	.203	0	3	0	2	1
16 Neighbors, Tyson	2.25	0-0	7	0	0	0/0	4	12.0	6	3	3	8	23	1	0	3	.146	1	0	0	0	3
99 Slack, JJ	3.77	2-1	7	0	0	0/0	0	14.1	13	6	6	9	14	1	1	1	.250	1	0	0	0	0
41 Arther, Adam	4.35	0-1	7	0	0	0/0	0	10.1	5	6	5	5	6	1	1	0	.143	1	3	0	0	1
34 Martinez, Preston	6.23	0-0	5	0	0	0/0	0	4.1	6	4	3	4	8	3	0	0	.316	0	1	0	1	0
6 Buss, Mason	7.15	1-0	7	1	0	0/0	0	11.1	16	9	9	4	7	4	0	2	.333	0	1	0	1	0
45 Frost, Jacob	7.30	3-0	7	6	0	0/1	0	24.2	30	23	20	8	22	9	0	6	.294	0	3	0	0	2
35 Evans, Andrew	8.36	4-0	6	0	0	0/0	0	14.0	17	14	13	3	13	4	0	2	.298	0	1	0	1	1
23 Ruhl, Ty	13.50	0-1	3	2	0	0/0	0	4.0	7	7	6	5	3	1	0	2	.389	0	1	0	1	1
32 Guyette, James	27.00	0-0	3	1	0	0/0	0	3.0	6	9	9	4	4	2	0	2	.462	0	1	0	1	1
Totals	4.71	20-7	27	27	0	1/1	8	254.0	242	154	133	103	281	48	5	36	.249	7	31	0	13	15
Opponents	7.42	7-20	27	27	0	1/1	3	235.1	301	221	194	159	189	53	7	41	.312	17	21	6	13	6

PB - Team (9), Pelletier, R 6, Phillips, C. 3, Opp (11). Pickoffs - Team (1), Pelletier, R 1, Opp (5). SBA/ATT - Pelletier, R (13-18), Boerema, O. (5-7), Frost, J. (3-4), Phillips, C. (2-3), Evans, A. (1-2), Buss, M. (1-2), Dean, B. (2-2), Wisenbaker (1-1), Ruhl, T. (1-1), Roberts, S. (0-1), Wentworth, J (1-1).

ROAD STATISTICS

OVERALL RECORD: 12-17

AWAY: 9-14 // NEUTRAL: 3-3 // BIG 12: 6-9

Player	avg	gp-gs	ab	r	h	2b	3b	hr	rbi	tb	slg%	bb	hp	so	gdp	ob%	sf	sh	sb-att	po	a	e	fld%
22 Culpepper, Kaelen	.307	29-29	114	18	35	5	3	4	24	58	.509	14	4	16	4	.398	1	0	9-10	27	66	7	.930
7 Day, Brady	.295	29-29	105	15	31	6	2	1	22	44	.419	22	1	23	1	.422	0	1	9-10	58	78	6	.958
9 Ingram, Chuck	.255	29-28	106	18	27	6	1	3	10	44	.415	14	0	38	2	.339	1	0	2-5	35	4	1	.975
0 Parsons, Jaden	.241	21-17	54	5	13	2	0	0	2	15	.278	9	1	15	1	.359	0	3	2-4	19	25	3	.936
8 English, Nick	.238	27-26	101	8	24	6	0	0	11	30	.297	5	3	31	2	.288	2	1	4-4	28	0	1	.966
5 Jones, Brendan	.234	29-29	111	28	26	5	2	5	11	50	.450	23	1	31	0	.370	0	3	12-13	72	1	1	.986
3 Rivera, Danniell	.197	24-18	66	8	13	2	0	1	9	18	.273	15	1	13	1	.349	1	0	3-4	4	17	7	.750
44 Bishop, David	.163	28-25	86	13	14	2	0	1	11	19	.221	7	1	21	2	.232	1	1	7-7	188	10	0	1.000
15 Lodice, Kyan	.160	21-12	50	5	8	2	0	0	3	10	.200	8	1	28	0	.288	0	2	4-4	22	2	0	1.000
28 Pelletier, Raphael	.127	28-27	79	7	10	1	0	2	8	17	.215	19	1	30	1	.300	1	2	0-0	234	29	5	.981

24 Lobliner, Jayden	.283	15-14	46	5	13	2	0	0	4	15	.326	5	1	15	1	.365	0	0	0-1	15	0	1	.938
12 Phillips, Cayden	.208	13-5	24	2	5	0	0	1	3	8	.333	3	0	6	1	.296	0	1	0-0	30	2	0	1.000
20 Queck, Carson	.167	5-0	6	0	1	0	0	0	1	1	.167	0	0	4	0	.167	0	0	1-1	1	0	0	1.000
2 Karl, Cadyn	.125	8-1	8	0	1	0	0	0	0	1	.125	1	0	3	0	.222	0	0	1-2	3	0	0	1.000
18 Schwalbach, Mason	.000	3-1	6	0	0	0	0	0	1	0	.000	0	0	4	0	.000	0	0	0-0	0	0	0	.000
4 Salinas, Orlando	.000	1-0	1	0	0	0	0	0	0	0	.000	0	0	1	0	.000	0	0	0-0	0	0	0	.000
Totals	.229	29	963	132	221	39	8	18	120	330	.343	145	15	279	16	.337	7	14	54-65	746	268	34	.968
Opponents	.274	29	973	201	267	56	9	34	182	443	.455	112	35	269	12	.367	9	15	30-41	786	266	29	.973

LOB - Team (226), Opp (197). DPs turned - Team (21), Opp (23). IBB - Team (3), Culpepper, K 2, Jones, B. 1, Opp (1). Picked off - Jones, B. 3, Lodice, K. 1, Rivera, D. 1, Day, B. 1, English, N. 1.

(Away/Neutral Sorted by Earned run avg)

Player	era	w-l	app	gs	cg	sho	sv	ip	h	r	er	bb	so	2b	3b	hr	b/avg	wp	hp	bk	sfa	sha	
30 Wentworth, Jackson	5.50	2-3	15	3	0	0/0	2	37.2	31	25	23	12	53	7	1	2	.221	2	2	0	1	2	
26 Boerema, Owen	6.08	4-2	9	9	1	0/0	0	47.1	47	34	32	21	53	10	1	10	.255	0	8	0	3	1	
10 Dean, Blake	6.14	2-2	13	3	0	0/0	1	29.1	32	25	20	15	28	3	1	4	.262	2	6	0	0	0	

6 Buss, Mason	0.00	1-0	6	0	0	0/0	0	7.2	5	4	0	2	4	1	0	1	.192	0	0	0	0	0	
16 Neighbors, Tyson	3.80	1-2	13	0	0	0/0	4	21.1	17	11	9	7	32	4	1	1	.221	1	0	0	1	2	
13 Wisenbaker, Cole	4.09	1-0	9	0	0	0/0	0	11.0	12	6	5	8	9	1	0	1	.279	1	5	0	0	2	
34 Martinez, Preston	4.76	0-0	6	0	0	0/0	0	5.2	7	4	3	5	6	3	1	0	.318	0	2	0	1	0	
99 Slack, JJ	5.59	0-0	6	0	0	0/0	0	9.2	10	7	6	4	13	2	0	1	.270	0	2	0	0	2	
39 Wintroub, Josh	6.56	0-4	8	7	0	0/0	0	23.1	34	21	17	6	27	9	1	4	.330	1	2	0	1	0	
37 Roberts, Sam	6.75	0-0	6	0	0	0/0	0	4.0	2	4	3	0	3	2	0	0	.182	0	4	1	0	0	
41 Arther, Adam	7.27	0-0	7	0	0	0/0	0	8.2	12	7	7	2	6	4	1	1	.364	0	1	0	1	2	
23 Ruhl, Ty	7.56	1-1	4	3	0	0/0	0	8.1	10	10	7	7	9	0	0	2	.345	0	0	0	1	1	
45 Frost, Jacob	7.71	0-1	7	2	0	0/0	0	21.0	22	22	18	15	18	4	0	3	.268	5	3	0	0	2	
35 Evans, Andrew	12.27	0-2	5	2	0	0/0	0	11.0	18	15	15	6	6	4	2	2	.367	4	0	0	0	1	
32 Guyette, James	20.25	0-0	1	0	0	0/0	0	2.2	8	6	6	2	2	2	0	2	.533	1	0	0	0	0	
Totals	6.19	12-17	29	29	1	0/0	7	248.2	267	201	171	112	269	56	9	34	.274	17	35	1	9	15	
Opponents	3.92	17-12	29	29	1	4/3	7	262.0	221	132	114	145	279	39	8	18	.229	23	15	2	7	14	

PB - Team (4), Pelletier, R 3, Phillips, C. 1, Opp (3). Pickoffs - Team (4), Pelletier, R 3, Frost, J. 1, Opp (7). SBA/ATT - Pelletier, R (29-36), Neighbors, T (5-8), Dean, B. (6-7), Wentworth, J. (6-6), Wintroub, J. (3-4), Boerema, O. (3-3), Frost, J. (1-3), Buss, M. (2-3), Arther, A. (1-2), Phillips, C. (1-2), Guyette, J. (0-1), Roberts, S. (0-1), Evans, A. (1-1), Slack, J. (1-1), Wisenbaker (1-1).

LAST 5 GAMES

OVERALL RECORD: 2-3

HOME: 1-1 // AWAY: 0-0 // NEUTRAL: 1-2 // BIG 12: 1-1

Player	avg	gp-gs	ab	r	h	2b	3b	hr	rbi	tb	slg%	bb	hp	so	gdp	ob%	sf	sh	sb-att	po	a	e	fld%	
22 Culpepper, Kaelen	.421	5-5	19	4	8	0	1	1	7	13	.684	4	0	1	0	.522	0	0	1-1	3	7	0	1.000	
5 Jones, Brendan	.368	5-5	19	6	7	0	0	1	1	10	.526	4	0	3	0	.478	0	1	1-1	14	0	0	1.000	
44 Bishop, David	.350	5-5	20	2	7	2	0	0	4	9	.450	1	0	2	0	.381	0	0	1-1	35	1	0	1.000	
7 Day, Brady	.278	5-5	18	5	5	1	0	1	4	9	.500	3	1	3	0	.409	0	0	3-3	11	15	2	.929	
15 Lodice, Kyan	.235	5-4	17	2	4	0	0	1	2	7	.412	2	0	7	0	.316	0	1	1-1	1	0	0	1.000	
8 English, Nick	.154	4-4	13	1	2	0	0	0	0	2	.154	1	0	4	1	.214	0	0	1-1	13	0	0	1.000	
3 Rivera, Dannel	.125	3-2	8	0	1	0	0	0	2	1	.125	2	0	1	0	.300	0	0	1-1	0	0	0	.000	
0 Parsons, Jaden	.111	5-5	18	0	2	2	0	0	1	4	.222	2	0	5	0	.200	0	0	0-0	2	8	1	.909	
9 Ingram, Chuck	.071	5-4	14	2	1	0	0	0	0	1	.071	1	0	4	1	.133	0	0	0-0	2	0	0	1.000	
28 Pelletier, Raphael	.000	5-3	11	1	0	0	0	0	0	0	.000	5	0	4	0	.313	0	0	0-0	46	7	0	1.000	

12 Phillips, Cayden	.250	2-2	4	0	1	1	0	0	1	2	.500	0	0	0	0	.250	0	0	0-0	9	1	0	1.000	
2 Karl, Cadyn	.167	2-1	6	0	1	0	0	0	0	1	.167	0	0	2	0	.167	0	0	1-1	2	0	0	1.000	
Totals	.234	5	167	23	39	6	1	4	22	59	.353	25	1	36	2	.337	0	2	10-10	138	46	3	.984	
Opponents	.260	5	173	28	45	6	2	4	25	67	.387	20	2	56	3	.337	4	3	6-7	135	51	2	.989	

LOB - Team (37), Opp (36). DPs turned - Team (4), Opp (6). IBB - Team (1), Parsons, J. 1.

(Last 5 Games Sorted by Earned run avg)

Player	era	w-l	app	gs	cg	sho	sv	ip	h	r	er	bb	so	2b	3b	hr	b/avg	wp	hp	bk	sfa	sha
13 Wisenbaker, Cole	0.00	0-0	2	0	0	0/0	0	5.2	3	0	0	2	3	0	0	0	.176	0	0	0	1	1
10 Dean, Blake	3.18	0-0	2	0	0	0/0	0	5.2	6	5	2	5	5	1	0	0	.250	0	1	0	0	0
26 Boerema, Owen	4.00	1-0	1	1	1	0/0	0	9.0	7	4	4	2	10	2	0	0	.206	0	1	0	1	0
30 Wentworth, Jackson	4.97	1-1	3	2	0	0/0	0	12.2	13	7	7	5	18	1	1	1	.277	0	0	0	1	1

23 Ruhl, Ty	0.00	0-0	1	0	0	0/0	0	0.2	1	0	0	1	2	0	0	0	.333	0	0	0	0	0
39 Wintroub, Josh	2.70	0-0	1	1	0	0/0	0	3.1	3	1	1	1	2	1	0	1	.250	0	0	0	0	0
16 Neighbors, Tyson	4.50	0-1	3	0	0	0/0	1	4.0	4	2	2	0	8	0	1	0	.308	0	0	0	1	0
45 Frost, Jacob	6.75	0-0	1	1	0	0/0	0	2.2	5	3	2	0	4	1	0	1	.385	0	0	0	0	0
99 Slack, JJ	21.60	0-1	2	0	0	0/0	0	1.2	3	4	4	2	3	0	0	1	.333	1	0	0	0	0
32 Guyette, James	27.00	0-0	1	0	0	0/0	0	0.2	0	2	2	2	1	0	0	0	.000	0	0	0	0	1
Totals	4.70	2-3	5	5	1	0/0	1	46.0	45	28	24	20	56	6	2	4	.260	1	2	0	4	3
Opponents	4.60	3-2	5	5	0	0/0	2	45.0	39	23	23	25	36	6	1	4	.234	2	1	0	0	2

PB - Team (2), Phillips, C. 1, Pelletier, R 1. Pickoffs - Team (1), Pelletier, R 1. SBA/ATT - Pelletier, R (4-5), Phillips, C. (2-2), Dean, B. (2-2), Neighbors, T (1-2), Frost, J. (1-1), Wisenbaker (1-1), Ruhl, T. (1-1).

LAST 10 GAMES

OVERALL RECORD: 5-5

HOME: 3-1 // AWAY: 1-2 // NEUTRAL: 1-2 // BIG 12: 4-3

Player	avg	gp-gs	ab	r	h	2b	3b	hr	rbi	tb	slg%	bb	hp	so	gdp	ob%	sf	sh	sb-att	po	a	e	fld%
5 Jones, Brendan	.294	10-10	34	12	10	0	0	1	1	13	.382	12	0	9	0	.478	0	1	6-7	33	1	1	.971
22 Culpepper, Kaelen	.286	10-10	35	6	10	1	1	1	9	16	.457	7	2	4	0	.422	1	0	2-2	10	11	4	.840
7 Day, Brady	.256	10-10	39	7	10	1	1	1	11	16	.410	3	1	6	0	.318	1	0	4-4	13	30	3	.935
15 Lodice, Kyan	.250	9-5	24	3	6	1	0	1	3	10	.417	2	1	10	0	.333	0	2	1-1	2	0	0	1.000
44 Bishop, David	.237	10-10	38	4	9	2	0	1	6	14	.368	1	0	6	0	.256	0	1	2-2	66	3	0	1.000
0 Parsons, Jaden	.212	10-10	33	2	7	2	0	0	2	9	.273	4	1	9	0	.316	0	2	1-3	4	13	1	.944
8 English, Nick	.182	9-9	33	1	6	0	0	0	3	6	.182	2	0	12	1	.229	0	0	1-1	22	0	0	1.000
9 Ingram, Chuck	.161	10-9	31	3	5	1	0	0	1	6	.194	3	0	8	1	.229	1	0	2-2	9	1	0	1.000
3 Rivera, Dannel	.100	7-5	20	3	2	0	0	0	3	2	.100	4	0	2	1	.250	0	1	1-1	0	0	0	.000
28 Pelletier, Raphael	.087	9-7	23	2	2	1	0	0	0	3	.130	6	0	10	0	.276	0	0	0-0	90	8	1	.990

2 Karl, Cadyn	.143	4-1	7	0	1	0	0	0	0	1	.143	0	0	3	0	.143	0	0	1-1	2	0	0	1.000
12 Phillips, Cayden	.125	5-3	8	0	1	1	0	0	2	2	.250	0	1	1	0	.222	0	1	0-0	23	2	0	1.000
24 Lobliner, Jayden	.000	1-1	3	0	0	0	0	0	0	0	.000	0	0	2	0	.000	0	0	0-0	0	0	0	.000
18 Schwalbach, Mason	.000	1-0	0	0	0	0	0	0	0	0	.000	0	0	0	0	.000	0	0	0-0	0	0	0	.000
Totals	.210	10	328	43	69	10	2	5	41	98	.299	44	6	82	3	.312	3	8	21-24	276	82	11	.970
Opponents	.258	10	349	64	90	12	2	14	58	148	.424	40	7	115	3	.341	6	10	10-13	275	94	10	.974

LOB - Team (71), Opp (72). DPs turned - Team (4), Opp (7). IBB - Team (2), Culpepper, K 1, Parsons, J. 1, Opp (2). Picked off - English, N. 1, Jones, B. 1.

(Last 10 Games Sorted by Earned run avg)

Player	era	w-l	app	gs	cg	sho	sv	ip	h	r	er	bb	so	2b	3b	hr	b/avg	wp	hp	bk	sfa	sha	
10 Dean, Blake	2.63	1-0	6	0	0	0/0	0	13.2	13	9	4	8	18	1	0	1	.228	0	1	0	0	0	
26 Boerema, Owen	4.22	2-0	3	3	1	0/0	0	21.1	17	10	10	6	24	3	0	2	.218	0	4	0	2	1	
30 Wentworth, Jackson	5.21	1-2	4	3	0	0/0	0	19.0	17	13	11	8	25	1	1	2	.243	0	0	0	1	1	

13 Wisenbaker, Cole	0.00	0-0	3	0	0	0/0	0	6.2	3	0	0	5	4	0	0	0	.158	1	1	0	1	2	
23 Ruhl, Ty	0.00	0-0	2	0	0	0/0	0	1.0	3	3	0	2	3	0	0	1	.500	0	0	0	0	0	
6 Buss, Mason	0.00	0-0	1	0	0	0/0	0	1.0	2	4	0	1	0	1	0	1	.333	0	0	0	0	0	
41 Arther, Adam	0.00	0-0	2	0	0	0/0	0	0.2	0	0	0	1	1	0	0	0	.000	1	0	0	0	1	
16 Neighbors, Tyson	3.00	0-1	6	0	0	0/0	3	9.0	7	3	3	1	20	1	1	1	.233	1	0	0	1	3	
39 Wintroub, Josh	5.00	0-1	3	3	0	0/0	0	9.0	13	6	5	1	5	4	0	3	.351	0	0	0	1	0	
99 Slack, JJ	9.00	1-1	4	0	0	0/0	0	6.0	7	6	6	4	9	0	0	1	.292	1	1	0	0	1	
45 Frost, Jacob	13.50	0-0	2	1	0	0/0	0	4.0	8	8	6	1	5	1	0	2	.400	1	0	0	0	0	
32 Guyette, James	27.00	0-0	1	0	0	0/0	0	0.2	0	2	2	2	1	0	0	0	.000	0	0	0	0	1	
Totals	4.60	5-5	10	10	1	0/0	3	92.0	90	64	47	40	115	12	2	14	.258	5	7	0	6	10	
Opponents	3.73	5-5	10	10	0	1/1	2	91.2	69	43	38	44	82	10	2	5	.210	3	6	1	3	8	

PB - Team (2), Pelletier, R 1, Phillips, C. 1, Opp (1). Pickoffs - Team (1), Pelletier, R 1, Opp (2). SBA/ATT - Pelletier, R (8-10), Phillips, C. (2-3), Wentworth, J (3-3), Dean, B. (3-3), Frost, J. (1-2), Neighbors, T (1-2), Ruhl, T. (1-1), Boerema, O. (0-1), Wisenbaker (1-1).

LAST TIME OUT: AT BIG 12 CHAMPIONSHIPS

OVERALL RECORD: 1-2

Player	avg	gp-gs	ab	r	h	2b	3b	hr	rbi	tb	slg%	bb	hp	so	gdp	ob%	sf	sh	sb-att	po	a	e	fld%	
22 Culpepper, Kaelen	.417	3-3	12	2	5	0	0	0	2	5	.417	2	0	1	0	.500	0	0	1-1	3	3	0	1.000	
44 Bishop, David	.417	3-3	12	1	5	1	0	0	4	6	.500	1	0	2	0	.462	0	0	1-1	21	0	0	1.000	
7 Day, Brady	.300	3-3	10	3	3	1	0	0	2	4	.400	2	1	2	0	.462	0	0	3-3	6	11	1	.944	
5 Jones, Brendan	.222	3-3	9	3	2	0	0	1	1	5	.556	4	0	2	0	.462	0	1	0-0	6	0	0	1.000	
8 English, Nick	.200	3-3	10	1	2	0	0	0	0	2	.200	1	0	4	1	.273	0	0	1-1	11	0	0	1.000	
15 Lodice, Kyan	.200	3-2	10	1	2	0	0	0	1	2	.200	1	0	5	0	.273	0	0	0-0	0	0	0	.000	
2 Karl, Cadyn	.167	2-1	6	0	1	0	0	0	0	1	.167	0	0	2	0	.167	0	0	1-1	2	0	0	1.000	
0 Parsons, Jaden	.091	3-3	11	0	1	1	0	0	0	2	.182	1	0	4	0	.167	0	0	0-0	0	6	1	.857	
28 Pelletier, Raphael	.000	3-2	6	1	0	0	0	0	0	0	.000	4	0	3	0	.400	0	0	0-0	28	5	0	1.000	
9 Ingram, Chuck	.000	3-2	5	1	0	0	0	0	0	0	.000	1	0	3	0	.167	0	0	0-0	1	0	0	1.000	

3 Rivera, Danniell	.250	2-1	4	0	1	0	0	0	2	1	.250	1	0	1	0	.400	0	0	0-0	0	0	0	.000	
12 Phillips, Cayden	.000	1-1	2	0	0	0	0	0	0	0	.000	0	0	0	0	.000	0	0	0-0	3	1	0	1.000	
Totals	.227	3	97	13	22	3	0	1	12	28	.289	18	1	29	1	.353	0	1	7-7	81	31	2	.982	
Opponents	.257	3	101	15	26	4	1	1	15	35	.347	10	2	32	1	.328	3	2	3-4	81	27	1	.991	

LOB - Team (23), Opp (22). DPs turned - Team (2), Opp (5).

(Big 12 Tournament Sorted by Earned run avg)

Player	era	w-l	app	gs	cg	sho	sv	ip	h	r	er	bb	so	2b	3b	hr	b/avg	wp	hp	bk	sfa	sha		
39 Wintroub, Josh	2.70	0-0	1	1	0	0/0	0	3.1	3	1	1	1	2	1	0	1	.250	0	0	0	0	0		
26 Boerema, Owen	4.00	1-0	1	1	1	0/0	0	9.0	7	4	4	2	10	2	0	0	.206	0	1	0	1	0		
10 Dean, Blake	5.40	0-0	1	0	0	0/0	0	3.1	4	2	2	3	3	0	0	0	.267	0	1	0	0	0		
16 Neighbors, Tyson	6.00	0-1	2	0	0	0/0	0	3.0	4	2	2	0	6	0	1	0	.400	0	0	0	1	0		
30 Wentworth, Jackson	11.57	0-1	2	1	0	0/0	0	4.2	8	6	6	3	7	1	0	0	.421	0	0	0	1	1		

13 Wisenbaker, Cole	0.00	0-0	1	0	0	0/0	0	2.2	0	0	0	1	2	0	0	0	.000	0	0	0	0	1		
99 Slack, JJ	0.00	0-0	1	0	0	0/0	0	1.0	0	0	0	0	2	0	0	0	.000	0	0	0	0	0		
Totals	5.00	1-2	3	3	1	0/0	0	27.0	26	15	15	10	32	4	1	1	.257	0	2	0	3	2		
Opponents	4.33	2-1	3	3	0	0/0	2	27.0	22	13	13	18	29	3	0	1	.227	2	1	0	0	1		

SBA/ATT - Pelletier, R (3-4), Dean, B. (2-2), Neighbors, T (1-2).



JOSH WINTROUB

RIGHT-HANDED PITCHER

YR **GR** HT **6-3** WT **230** B/T **R/R**

HOMETOWN
LITTLETON, COLO.
PREV SCHOOL
AUGUSTANA COLLEGE

39

SEASON STATS

W-L	ERA	G-GS	QS	IP	BB	SO	WHIP
2-4	6.15	15-13	1	52.2	13	54	1.65
SV/OPP	IRS/IR	BB/9	K/9	K/BB			
0	2/0	2.2	9.2	4.2			

NOTES

- Spent five seasons at Augustana College in Rock Island, Ill.
- Named ABCA/Rawlings DIII Fourth Team All-American (2022), D3Baseball.com Third Team All-American (2022), CoSIDA Academic All-District (2022)
- Went 16-5 with a 2.88 ERA (56 ER, 175.0 IP), 223 strikeouts against 50 walks
- Tossed a seven-inning no-hitter, recording 14 strikeouts – just two off from a school record – picking up the win against Cornell (April 10, 2022)
- Made a career-high 15 appearances with 13 starts in 2022, going 6-3 with a 2.71 ERA and 96 strikeouts
- Finished 8-2 with a 2.52 ERA (83 IP, in 13 starts his final season, striking out a career-high 107 and walking 11 with opponents hitting .189 against him.
- Born July 19, 2000 ...

SEASON HIGHS

Category	Highs	Opponent (last time)	Date
IP	6.1	UMASS LOWELL	3/3/24
H	7	(2x) at Oklahoma	4/12/24
R	8	at Oklahoma	4/12/24
ER	6	(2x) at Oklahoma	4/12/24
BB	2	(4x) OMAHA	4/23/24
K	7	UMASS LOWELL	3/3/24

CAREER HIGHS

Category	Highs	Opponent (last time)	Date
IP	6.1	UMASS LOWELL	3/3/24
H	7	(2x) at Oklahoma	4/12/24
R	8	at Oklahoma	4/12/24
ER	6	(2x) at Oklahoma	4/12/24
BB	2	(4x) OMAHA	4/23/24
K	7	UMASS LOWELL	3/3/24

KEEPING TRACK (STARTS)

	2024	CAREER
6.0+ IP	1	1
6+ K	2	2
In 5+ IP...		
Walked None	0	0
Allowed 0 Runs	0	0
Allowed 2 or Fewer Runs	1	1
Allowed 0 Hits	0	0

KEEPING TRACK (RELIEF)

	2024	CAREER
2.0+ IP	2	2
3+ K	2	2
In 2+ IP...		
Walked None	1	1
Allowed 0 Runs	0	0
Allowed 2 or Fewer Runs	0	0
Allowed 0 Hits	0	0

LAST TIME

Last Win	3/28/24, TEXAS (W, 14-6)
Last Loss	5/12/24, at West Virginia (L, 5-12)
Last Save	--
Last Appearance	5/21/24, vs. KU (L, 1-2)
Last Start	5/21/24, vs. KU (L, 1-2)
Last Relief	2/16/24, vs. Cal (L, 3-6)

CAREER PITCHING LINES

DATE	OPPONENT	GS	IP	H	R	ER	BB	K	NP	DEC	SCORE
2/16/24	vs. Cal		2.1	4	3	3	0	3	40	L	3-6
2/23/24	HOLY CROSS		2.2	5	4	3	1	3	65	--	17-11
3/3/24	UMASS LOWELL *		6.1	3	1	1	1	7	87	W	10-1
3/9/24	CINCINNATI *		2.2	5	6	6	2	5	71	--	7-11
3/15/24	MISSOURI STATE *		4.1	7	2	2	0	4	85	--	7-3
3/22/24	at Houston *		4.1	5	3	3	0	5	74	--	5-3
3/28/24	TEXAS *		5.1	6	3	3	1	5	72	W	14-6
4/5/24	at #25 UCF *		3.1	6	2	2	0	4	69	--	4-7
4/12/24	at Oklahoma *		1.2	7	8	6	2	2	55	L	5-12
4/17/24	at Northeastern *		4.1	2	0	0	2	6	71	--	9-8
4/23/24	OMAHA *		4.0	5	3	2	2	2	77	--	6-4
5/1/24	at Nebraska *		2.1	2	1	0	1	3	45	L	0-8
5/5/24	KU *		4.0	5	2	2	0	1	60	--	4-2
5/12/24	at West Va. *		1.2	5	3	2	0	2	39	L	5-12
5/21/24	vs. KU *		3.1	3	1	1	1	2	54	--	1-2
TOTAL	15 appearances	13	52.2	70	42	36	13	54	964	2-4	

CAREER STATS

YEAR	ERA	W	L	APP	GS	CG	SHO	CBO	SV	IP	H	R	ER	BB	SO	2B	3B	HR	BF	B/AVG	WP	HBP	BK	SFA	SHA
2024	6.15	2	4	15	13	0	0	0	0	52.2	70	42	36	13	54	15	2	10	246	.311	2	4	0	4	0
TOTAL	6.15	2	4	15	13	0	0	0	0	52.2	70	42	36	13	54	15	2	10	246	.311	2	4	0	4	0



MASON BUSS

RIGHT-HANDED PITCHER

YR **SO** HT **5-11** WT **190** B/T **R/R**

HOMETOWN **PEWAUKEE, WIS.**
PREV SCHOOL **ARROWHEAD HS**

6

SEASON STATS

W-L	ERA	G-GS	SV	IP	BB	SO	WHIP
2-0	4.26	13-1	0	19.0	6	11	1.47
SV/OPP	IRS/IR	BB/9	K/9	K/BB			
0	5/3	2.8	5.2	1.8			

NOTES

- Helped combine for two shutouts at Creighton on March 15 and against SEMO on May 7 in 2023...
- In Big 12 play, went 1-1 with a 7.00 ERA (7 ER, 9.0 IP) with eight strikeouts and four walks ...
- Earned first Big 12 victory against Oklahoma (March 25), allowing just two hits over 2 2/3 innings ...
- Made first college start at Creighton on March 15, 2023; earned the victory in 3-0 shutout
- Earned his first collegiate victory in the series finale against Youngstown State (March 12, 2023)
- Named first team all-state and Conference Player of the Year in senior campaign at Arrowhead HS
- Rated 17th overall and 6th RHP in Wisconsin by Perfect Game
- Born July 30, 2003

CAREER PITCHING LINES

DATE	OPPONENT	GS	IP	H	R	ER	BB	K	NP	DEC	SCORE
2/19/23	at SFA		0.2	2	2	2	1	0	22	--	14-8
2/22/23	at Lamar		3.2	4	0	0	1	3	--	--	3-4
2/25/23	vs. Sam Houston		0.1	0	0	0	0	1	4	--	3-8
2/28/23	at Omaha		1.2	2	2	2	0	2	31	--	6-7
3/6/23	STONEHILL		4.0	4	1	0	0	3	65	--	6-6
3/12/23	YOUNGSTOWN		2.0	1	1	0	0	3	28	W	16-2
3/15/23	at Creighton	*	5.0	1	0	0	2	7	80	W	3-0
3/19/23	at Baylor		1.0	3	0	0	0	2	28	--	4-8
3/21/23	ST. THOMAS		2.0	1	1	0	1	3	31	--	11-3
3/25/23	OKLAHOMA		2.2	2	0	0	0	2	35	W	7-6
3/28/23	at Air Force	*	3.2	6	7	5	3	0	76	--	12-9
3/1/23	#24 WEST VA.		1.0	0	0	0	1	1	21	--	7-1
4/4/23	NEBRASKA	*	5.0	5	2	1	0	4	88	L	1-6
4/9/23	at #21 Texas		2.0	3	0	0	2	1	48	--	2-8
4/18/23	WICHITA STATE		2.0	2	3	3	2	3	58	--	4-10
4/23/23	at UC Irvine		2.0	2	0	0	0	2	25	--	1-7
5/2/23	at Wichita State	*	4.0	5	1	1	1	0	73	L	0-1
5/7/23	SEMO	*	5.0	2	0	0	3	3	70	W	10-0
5/14/23	at Oklahoma St.	*	2.1	6	7	7	1	2	38	L	2-12
3/2/24	UMASS LOWELL		1.0	0	0	0	0	1	12	--	17-3
3/5/24	at #8 Tennessee		2.1	0	0	0	0	1	26	--	5-15
3/9/24	CINCINNATI		1.0	0	0	0	0	1	10	--	7-11
3/10/24	CINCINNATI		4.0	2	0	0	3	3	61	--	14-13
3/15/24	MISSOURI STATE		0.1	0	0	0	0	0	8	W	7-3
3/19/24	at Wichita State		1.0	0	0	0	0	0	4	W	8-6
3/23/24	at Houston		1.1	2	0	0	0	1	18	--	6-5
3/28/24	TEXAS		1.0	4	3	3	0	1	22	--	14-6
4/3/24	at Missouri St.		1.0	0	0	0	1	2	18	--	8-4
4/7/24	at #25 UCF		1.0	1	0	0	0	0	9	--	1-6
4/10/24	WICHITA STATE	*	3.0	5	3	3	0	1	53	--	6-3

SEASON HIGHS

Category	Highs	Opponent (last time)	Date
IP	4.0	CINCINNATI	3/10/24
H	5	WICHITA STATE	4/10/24
R	4	at West Virginia	5/11/24
ER	3	(3x) OKLAHOMA STATE	4/21/24
BB	3	CINCINNATI	3/10/24
K	3	CINCINNATI	3/10/24

CAREER HIGHS

Category	Highs	Opponent (last time)	Date
IP	5.0	(2x) NEBRASKA	4/4/23
H	6	(2x) at Oklahoma State	5/14/23
R	7	(2x) at Oklahoma State	5/14/23
ER	7	at Oklahoma State	5/14/23
BB	3	(3x) CINCINNATI	3/10/24
K	7	at Creighton	3/15/23

KEEPING TRACK (STARTS)

	2023	2024	CAREER
6.0+ IP	0	-	0
3+ K	2	-	2
In 5+ IP...			
Walked None	1	-	1
Allowed 0 Runs	2	-	2
Allowed 2 or Fewer Runs	4	-	4
Allowed 0 Hits	0	-	0

KEEPING TRACK (RELIEF)

	2023	2024	CAREER
2.0+ IP	7	2	9
3+ K	5	1	6
In 2+ IP...			
Walked None	4	1	5
Allowed 0 Runs	4	2	6
Allowed 2 or Fewer Runs	8	2	10
Allowed 0 Hits	0	1	1

LAST TIME

Last Win	3/19/24, at Wichita State (W, 8-6)
Last Loss	5/14/23, at Oklahoma state (L, 2-12)
Last Save	--
Last Appearance	5/11/24, at West Virginia (L, 0-13)
Last Start	4/10/24, WICHITA STATE (W, 6-3)
Last Relief	5/11/24, at West Virginia (L, 0-13)

4/21/24	#15 OKLA. ST.	1.0	4	3	3	1	0	25	--	4-6
5/11/24	at West Va.	1.0	2	4	0	1	0	28	--	0-13
TOTAL	32 appearances	7	69.0	72	40	30	24	53	1115	6-3

CAREER STATS

YEAR	ERA	W	L	APP	GS	CG	SHO	CBO	SV	IP	H	R	ER	BB	SO	2B	3B	HR	BF	B/AVG	WP	HBP	BK	SFA	SHA
2023	3.78	4	3	19	6	0	0	2	0	50.0	51	27	21	18	42	8	1	4	223	.267	3	8	1	4	2
2024	4.26	2	0	13	1	0	0	0	0	19.0	21	13	9	6	11	5	0	3	82	.284	0	1	0	1	0
TOTAL	3.91	6	3	32	7	0	0	0	0	69.0	72	40	30	24	53	13	1	7	305	.272	3	9	1	5	2



BLAKE DEAN

RIGHT-HANDED PITCHER

YR **FR** HT **6-1** WT **190** B/T **R/R**

HOMETOWN **ACWORTH, GA.**
 PREV SCHOOL **NORTH COBB CHRISTIAN HS**

10

SEASON STATS

W-L	ERA	G-GS	SV	IP	BB	SO	WHIP
4-3	4.40	26-3	1	57.1	24	61	1.59
SV/OPP	IRS/IR	BB/9	K/9	K/BB			
1/2	26/9	3.8	9.6	2.4			

NOTES

- All-Big 12 Freshman Team (2024)
- Made phenomenal outing in collegiate debut, striking out six without allowing a run in three innings of work in 6-4 win over Boston College to pick up the save
- Attended North Cobb Christian High School ...
- Four-time preseason All-American ...
- Tabbed Ga Dugout Club All-American ...
- Named to Perfect Game National IMG Tournament MVP ...
- Named region pitcher of the year ...
- Registered a 1.34 ERA in senior campaign, tossing 62 innings with 113 strikeouts ...
- Helped NCCHS to 2A State Championship title ...
- Born September 2, 2004 ...

SEASON HIGHS

Category	Highs	Opponent (last time)	Date
IP	4.2	at TCU	4/27/24
H	7	CINCINNATI	3/10/24
R	4	(3x) at #25 UCF	4/7/24
ER	4	CINCINNATI	3/10/24
BB	2	(5x) at TCU	4/27/24
K	9	HOLY CROSS	2/24/24

CAREER HIGHS

Category	Highs	Opponent (last time)	Date
IP	4.2	at TCU	4/27/24
H	7	CINCINNATI	3/10/24
R	4	(3x) at #25 UCF	4/7/24
ER	4	CINCINNATI	3/10/24
BB	2	(5x) at TCU	4/27/24
K	9	HOLY CROSS	2/24/24

KEEPING TRACK (STARTS)

	2024	CAREER
6.0+ IP	0	0
3+ K	1	1
In 5+ IP...		
Walked None	0	0
Allowed 0 Runs	0	0
Allowed 2 or Fewer Runs	0	0
Allowed 0 Hits	0	0

KEEPING TRACK (RELIEF)

	2024	CAREER
2.0+ IP	12	12
3+ K	8	8
In 2+ IP...		
Walked None	2	2
Allowed 0 Runs	6	6
Allowed 2 or Fewer Runs	10	10
Allowed 0 Hits	2	2

LAST TIME

Last Win	5/5/24, KU (W, 4-2)
Last Loss	4/7/24, at #25 UCF (L, 1-6)
Last Save	2/17/24, vs. Boston College (W, 6-4)
Last Appearance	5/23/24, vs. TCU (L, 4-9)
Last Start	4/14/24, at Oklahoma (L, 7-8)
Last Relief	5/23/24, vs. TCU (L, 4-9)

CAREER PITCHING LINES

DATE	OPPONENT	GS	IP	H	R	ER	BB	K	NP	DEC	SCORE
2/17/24	vs. Boston Col.		3.0	0	0	0	1	6	42	SV	6-4
2/20/24	at Arizona St.		2.0	5	3	3	1	2	47	L	6-9
2/24/24	HOLY CROSS		3.2	4	4	3	1	9	67	L	10-13
3/2/24	UMASS LOWELL		2.1	3	1	1	0	1	34	--	17-3
3/6/24	at #10 Clemson		1.0	2	3	0	2	0	--	--	3-8
3/9/24	CINCINNATI		1.2	0	0	0	0	3	20	--	7-11
3/10/24	CINCINNATI		2.2	7	4	4	0	0	43	--	14-13
3/16/24	MISSOURI STATE		2.0	2	0	0	0	0	26	--	12-6
3/19/24	at Wichita State		1.0	1	2	2	0	0	26	--	8-6
3/23/24	at Houston		2.1	1	0	0	1	2	29	W	6-5
3/29/24	TEXAS		2.1	2	1	0	0	4	33	--	11-21
4/3/24	at Missouri St.	*	2.0	1	0	0	0	1	24	W	8-4
4/7/24	at #25 UCF	*	4.0	3	4	2	2	5	65	L	1-6
4/14/24	at Oklahoma	*	2.2	6	6	6	2	1	58	--	7-8
4/19/24	#15 OKLA. ST		1.0	0	0	0	2	0	20	--	6-5
4/21/24	#15 OKLA. ST		1.2	1	0	0	0	0	20	--	4-6
4/23/24	OMAHA		2.0	0	0	0	1	2	23	--	6-4
4/27/24	at TCU		4.2	3	1	1	2	3	75	--	4-7
5/1/24	at Nebraska		0.2	2	2	2	0	1	16	--	0-8
5/3/24	KU		1.0	0	0	0	1	2	20	W	3-2
5/5/24	KU		3.2	1	0	0	1	3	43	W	4-2
5/10/24	at West Va.		1.0	1	0	0	0	2	21	--	4-3
5/12/24	at West Va.		1.2	3	2	2	1	2	26	--	5-12
5/16/24	BYU		1.2	2	2	0	1	6	42	--	7-6
5/18/24	BYU		2.1	2	3	0	2	2	36	--	8-12
5/23/24	vs. TCU		3.1	4	2	2	3	3	65	--	4-9
TOTAL	26 appearances	3	57.1	56	40	28	24	61	921	4-3/1	

CAREER STATS

YEAR	ERA	W	L	APP	GS	CG	SHO	CBO	SV	IP	H	R	ER	BB	SO	2B	3B	HR	BF	B/AVG	WP	HBP	BK	SFA	SHA
2024	4.40	4	3	26	3	0	0	0	1	57.1	56	40	28	24	61	6	1	6	269	.241	5	11	0	0	2
TOTAL	4.40	4	3	26	3	0	0	0	1	57.1	56	40	28	24	61	6	1	6	269	.241	5	11	0	0	2



COLE WISENBAKER

LEFT-HANDED PITCHER

YR HT WT B/T
SO 6-3 175 L/L

HOMETOWN
HOUSTON, TEXAS
PREV SCHOOL
CYPRESS CHRISTIAN HS

13

SEASON STATS

W-L	ERA	G-GS	SV	IP	BB	SO	WHIP
2-0	2.93	19-0	0	28.2	13	26	1.57
SV/OPP	IRS/IR	BB/9	K/9	K/BB			
0	20/11	4.1	8.2	2.0			

NOTES

- Made nine relief appearances in relief for the North Adams SteepleCats of the New England Collegiate League ... Picked up NECBL Pitcher Honor Roll honors on July 17 after tossing three scoreless innings against Bristol with a pair of strikeouts ... Ranked fifth on the team with an ERA of 1.96 over 18 1/3 innings, issuing nine walks against 16 strikeouts.
- Made 15 relief appearances (no starts) in 2023 ... Had 2-1 record with a 8.50 ERA (17 ER, 18.0 IP) with 11 strikeouts and seven walks ...
- Twice logged a season-high 3 2/3 innings of relief (February 19 at Stephen F. Austin, March 21 vs. St. Thomas) ...
- Season-best three strikeouts against Stephen F. Austin in collegiate debut, allowing just three hits with three strikeouts to pick up the win in relief ...
- Born November 24, 2003 in Cypress, Texas

SEASON HIGHS

Category	Highs	Opponent (last time)	Date
IP	4.0	#15 OKLAHOMA STATE	4/21/24
H	4	KU	5/4/24
R	2	(3x) KU	5/4/24
ER	2	(3x) KU	5/4/24
BB	3	at West Virginia	5/12/24
K	6	MISSOURI STATE	3/16/24

CAREER HIGHS

Category	Highs	Opponent (last time)	Date
IP	4.0	#15 OKLAHOMA STATE	4/21/24
H	5	at Air Force	3/29/23
R	6	at Air Force	3/29/23
ER	5	at Air Force	3/29/23
BB	3	at West Virginia	5/12/24
K	6	MISSOURI STATE	3/16/24

KEEPING TRACK (RELIEF)

	2023	2024	CAREER
2.0+ IP	3	5	8
3+ K	1	1	2
In 2+ IP...			
Walked None	2	1	3
Allowed 0 Runs	1	4	5
Allowed 2 or Fewer Runs	1	5	6
Allowed 0 Hits	0	2	2

LAST TIME

Last Win	3/22/24, at Houston (W, 5-3)
Last Loss	2/28/23, at Omaha (L, 6-7)
Last Save	--
Last Appearance	5/21/24, vs. KU (L, 1-2)
Last Start	--
Last Relief	5/21/24, vs. KU (L, 1-2)

CAREER PITCHING LINES

DATE	OPPONENT	GS	IP	H	R	ER	BB	K	NP	DEC	SCORE
2/19/23	at SFA	3.2	3	0	0	0	3	41	W	14-8	
2/24/23	vs. LSU	1.0	0	0	0	0	2	14	--	3-7	
2/28/23	at Omaha	0.2	2	2	2	2	1	16	L	6-7	
3/12/23	YOUNGSTOWN	1.0	0	0	0	0	1	15	--	16-2	
3/15/23	at Creighton	0.0	1	0	0	1	0	10	--	3-0	
3/18/23	at Baylor	2.0	1	2	2	1	2	26	--	4-8	
3/21/23	ST. THOMAS	3.2	3	1	1	1	0	24	W	11-3	
3/26/23	OKLAHOMA	1.1	3	2	2	0	0	23	--	8-7	
3/29/23	at Air Force	1.2	5	6	5	1	0	36	--	13-18	
4/4/23	NEBRASKA	0.1	0	0	0	0	0	5	--	1-6	
4/18/23	WICHITA STATE	1.0	0	0	0	1	0	17	--	4-10	
4/23/23	at UC Irvine	1.0	2	1	1	1	0	24	--	1-7	
4/29/23	#14 TEXAS TECH	0.1	0	0	0	0	0	4	--	2-5	
5/2/23	at Wichita State	0.0	0	0	0	1	0	7	--	0-1	
5/13/23	at Oklahoma St.	0.1	3	4	4	1	0	13	--	5-19	
2/17/24	vs. Boston Col.	0.0	1	2	2	1	0	11	--	6-4	
2/23/24	HOLY CROSS	1.0	2	1	1	0	1	27	--	17-11	
2/24/24	HOLY CROSS	0.1	1	0	0	0	0	3	--	10-13	
3/1/24	UMASS LOWELL	1.2	0	0	0	1	4	29	--	10-1	
3/3/24	UMASS LOWELL	0.1	0	0	0	0	0	4	--	10-1	
3/9/24	CINCINNATI	0.2	1	1	1	1	0	15	--	7-11	
3/16/24	MISSOURI STATE	3.1	0	0	0	1	6	39	W	12-6	
3/22/24	at Houston	0.2	0	0	0	0	2	10	W	5-3	
4/3/24	at Missouri St.	2.0	2	1	1	2	2	37	--	8-4	
4/7/24	at #25 UCF	1.1	3	2	2	0	0	27	--	1-6	
4/13/24	at Oklahoma	0.2	2	1	0	0	0	10	--	4-11	
4/19/24	#15 OKLA ST	1.1	0	0	0	0	0	16	--	6-5	
4/21/24	#15 OKLA. ST	4.0	1	0	0	1	2	48	--	4-6	
4/26/24	at TCU	1.0	2	0	0	0	1	20	--	0-12	
5/1/24	at Nebraska	1.2	2	0	0	1	1	32	--	0-8	
5/4/24	KU	2.0	4	2	2	0	3	38	--	0-4	
5/12/24	at West Va.	1.0	0	0	0	3	1	26	--	5-12	
5/18/24	BYU	3.0	3	0	0	1	1	39	--	8-12	
5/21/24	vs. KU	2.2	0	0	0	1	2	30	--	1-2	
TOTAL	34 appearances	46.2	47	28	26	20	37	756	4-1		

CAREER STATS

YEAR	ERA	W	L	APP	GS	CG	SHO	CBO	SV	IP	H	R	ER	BB	SO	2B	3B	HR	BF	B/AVG	WP	HBP	BK	SFA	SHA
2023	8.50	2	1	15	0	0	0	1	0	18.0	23	18	17	7	11	4	1	1	83	.338	1	5	0	3	0
2024	2.83	2	0	19	0	0	0	0	0	28.2	24	10	9	13	26	4	0	2	128	.235	1	8	0	2	3
TOTAL	5.01	4	1	34	0	0	0	0	0	46.2	47	28	26	20	37	8	1	3	211	.276	2	13	0	5	3



TYSON NEIGHBORS

RIGHT-HANDED PITCHER

YR **JR** HT **6-2** WT **220** B/T **R/R**

HOMETOWN
ROYSE CITY, TEXAS
PREV SCHOOL
ROYSE CITY HS

SEASON STATS

W-L	ERA	G-GS	SV	IP	BB	SO	WHIP
1-2	3.24	20-0	8	33.1	15	55	1.14
SV/OPP	IRS/IR	BB/9	K/9	K/BB			
8/8	12/4	4.1	14.9	3.7			

NOTES

- Second Team All-Big 12 (2024)
- No. 7 reliever by D1Baseball in midseason positional players rankings
- D1Baseball Preseason First Team All-American (2024)
- Baseball America Preseason First Team All-American (2024)
- NCABWA Preseason First Team All-American (2024)
- Perfect Game Preseason First Team All-American (2024)
- NCBWA Preseason Stopper of the Year Watch List (2024)
- USA Baseball Collegiate National Team (2023)
- NCBWA Stopper of the Year Award Finalist (2023)
- D1Baseball First Team All-American (2023)
- NCBWA First Team All-American (2023)
- CBF First Team All-American (2023)
- ABCA/Rawlings Second Team All-American (2023)
- Baseball America Second Team All-American (2023)
- Perfect Game Second Team All-American (2023)
- Collegiate Baseball Third Team All-American (2023)
- ABCA First Team All-Central Region (2023)
- First Team All-Big 12 (2023)
- Big 12 Co-Pitcher of the Week (April 10, 2023)

CAREER PITCHING LINES

DATE	OPPONENT	GS	IP	H	R	ER	BB	K	NP	DEC	SCORE
2/18/22	vs. Arizona	1.0	0	0	0	0	3	11	--	--	6-8
2/19/22	vs. Michigan	0.0	2	3	3	-	1	7	--	--	2-10
2/25/22	at CSU Bakersfield	1.0	0	1	1	5	1	37	--	--	3-4
3/19/22	Morehead State	1.0	0	0	0	1	2	17	--	--	15-2
3/27/22	at TCU	0.2	0	0	0	2	1	17	--	--	3-11
4/5/22	Creighton	1.1	2	0	0	1	0	22	--	--	7-5
4/14/22	Texas	1.2	2	0	0	2	1	35	W	--	8-5
4/19/22	Omaha	0.2	1	0	0	2	1	21	--	--	11-3
5/17/22	at Virginia Tech	1.0	1	1	1	1	3	22	--	--	2-8
2/18/23	at SFA	2.0	2	1	1	0	5	35	W	--	8-4
2/22/23	at Lamar	1.1	0	0	0	1	2	--	--	--	3-4
2/25/23	vs. Sam Houston	2.0	1	0	0	0	1	34	--	--	3-8
2/26/23	vs. Iowa	1.0	2	1	1	0	2	16	L	--	5-6
3/6/23	STONEHILL	3.1	0	0	0	0	7	35	W	--	6-5
3/11/23	YOUNGSTOWN	2.0	2	1	1	0	3	32	SV	--	9-6
3/15/23	at Creighton	2.0	0	0	0	2	4	36	SV	--	3-0
3/18/23	at Baylor	0.1	1	0	0	0	1	12	--	--	4-8
3/19/23	at Baylor	1.1	0	0	0	1	2	21	--	--	4-8
3/25/23	OKLAHOMA	1.0	0	0	0	0	1	15	SV	--	7-6
3/26/23	OKLAHOMA	1.0	0	0	0	0	2	15	W	--	8-7
3/29/23	at Air Force	2.0	0	0	0	1	3	39	SV	--	12-9
4/1/23	#24 WEST VA	1.0	1	0	0	0	1	16	--	--	7-1
4/8/23	at #21 Texas	3.0	1	0	0	1	8	46	SV	--	6-5
4/14/23	at Kansas	1.0	0	0	0	0	1	9	SV	--	5-4
4/15/23	at Kansas	1.0	0	0	0	0	2	9	--	--	6-1
4/16/23	at Kansas	2.0	1	1	0	1	3	26	--	--	21-18
4/21/23	at UC Irvine	3.0	0	0	0	0	7	40	SV	--	6-3
4/28/23	#14 TEXAS TECH	1.0	0	0	0	1	0	19	SV	--	3-2
4/30/23	#14 TEXAS TECH	2.2	1	1	1	3	6	48	W	--	10-8

SEASON HIGHS

Category	Highs	Opponent (last time)	Date
IP	3.1	at TCU	4/27/24
H	3	(2x) at Northeastern	4/17/24
R	3	at Northeastern	4/17/24
ER	2	(4x) at Northeastern	4/17/24
BB	3	KU	5/3/24
K	7	BYU	5/17/24

CAREER HIGHS

Category	Highs	Opponent (last time)	Date
IP	4.2	TCU	5/20/23
H	5	TCU	5/20/23
R	3	vs Michigan	2/19/22
ER	3	vs Michigan	2/19/22
BB	5	at CSU Bakersfield	2/25/22
K	8	(2x) vs. #20 Texas	5/25/23

KEEPING TRACK (RELIEF)

	2022	2023	2024	CAREER
2.0+ IP	0	14	6	20
3+ K	2	13	7	22
In 2+ IP...				
Walked None	0	7	0	7
Allowed 0 Runs	0	7	2	9
Allowed 2 or Fewer Runs	0	13	5	18
Allowed 0 Hits	0	4	0	4

LAST TIME

Last Win	3/24/24, at Houston (W, 9-3)
Last Loss	5/21/24, vs. KU (L, 1-2)
Last Save	5/18/24, BYU (W, 2-1)
Last Appearance	5/23/24, vs. TCU (L, 4-9)
Last Start	--
Last Relief	5/23/24, vs. TCU (L, 4-9)

CAREER STATS

YEAR	ERA	W	L	APP	GS	CG	SHO	CBO	SV	IP	H	R	ER	BB	SO	2B	3B	HR	BF	B/AVG	WP	HBP	BK	SFA	SHA
2022	5.40	1	0	9	0	0	0	0	0	8.1	8	5	5	14	13	4	0	0	47	.267	1	2	1	0	1
2023	1.85	5	1	25	0	0	0	2	11	48.2	22	11	10	16	86	2	0	5	184	.135	3	3	0	0	2
2024	3.24	1	2	20	0	0	0	0	8	33.1	23	14	12	15	55	5	1	4	139	.195	2	0	0	1	5
TOTAL	2.69	7	3	54	0	0	0	2	19	90.1	53	30	27	45	154	11	1	9	370	.170	6	5	1	1	8



TY RUHL

RIGHT-HANDED PITCHER

YR **R-JR** HT **6-2** WT **205** B/T **B/R**

HOMETOWN **CAIRO, NEB.**
PREV SCHOOL **MILLARD WEST HS**

23

SEASON STATS

W-L	ERA	G-GS	QS	IP	BB	SO	WHIP
1-2	9.49	7-5	1	12.1	12	12	2.43
SV/OPP		IRS/IR		BB/9		K/9	K/BB
0		2/2		8.8		8.8	1.0

HONORS

- Big 12 Commissioner's Honor Roll (Fall 2020)
- Big 12 Commissioner's Honor Roll (Spring 2021)
- Big 12 Commissioner's Honor Roll (Spring 2022)

NOTES

- Made a team-leading 26 appearances in 2023, including two starts ... Posted a 4-4 record with a 5.31 ERA (36 ER, 61 IP) and two saves ...
- Picked up victory during his five-inning outing in combined shutout against #20 Texas at Big 12 Championships
- Born May 10, 2001 in Cairo, Nebraska

SEASON HIGHS

Category	Highs	Opponent (last time)	Date
IP	6.0	vs. Boston College	2/16/24
H	5	HOLY CROSS	2/23/24
R	5	at TCU	4/26/24
ER	5	at TCU	4/26/24
BB	3	vs. Boston College	2/16/24
K	6	vs. Boston College	2/16/24

CAREER HIGHS

Category	Highs	Opponent (last time)	Date
IP	6.0	vs. Boston College	2/16/24
H	7	at Kansas	4/14/23
R	6	(3x) at Baylor	3/19/23
ER	6	(2x) vs. #1 LSU	2/24/23
BB	4	OKLAHOMA STATE	4/1/22
K	5	#24 West Virginia	4/2/23

KEEPING TRACK (STARTS)

	2022	2023	2024	CAREER
6.0+ IP	0	0	1	1
3+ K	0	0	1	1
In 5+ IP...				
Walked None	0	0	0	0
Allowed 0 Runs	0	1	0	1
Allowed 2 or Fewer Runs	0	2	1	3
Allowed 0 Hits	0	0	0	0

KEEPING TRACK (RELIEF)

	2022	2023	2024	CAREER
2.0+ IP	9	15	0	24
3+ K	7	7	0	14
In 2+ IP...				
Walked None	5	4	0	9
Allowed 0 Runs	2	8	0	10
Allowed 2 or Fewer Runs	8	10	0	18
Allowed 0 Hits	0	4	0	4

LAST TIME

Last Win	2/17/24, vs. Boston College (W, 6-4)
Last Loss	4/26/24, at TCU (L, 0-12)
Last Save	3/24/23, OKLAHOMA (W, 7-1)
Last Appearance	5/18/24, BYU (L, 8-12)
Last Start	4/26/24, at TCU (L, 0-12)
Last Relief	5/18/24, BYU (L, 8-12)

CAREER PITCHING LINES

DATE	OPPONENT	GS	IP	H	R	ER	BB	K	NP	DEC	SCORE	SV	7-1
2/20/22	vs. Auburn		1.1	1	0	0	1	2	20	--	1-12		
2/25/22	at CSU Bakersfield		2.0	2	1	0	9	2	39	L	3-4		
3/1/22	at Cal State Fullerton		0.2	1	0	0	1	15	--	5-7			
3/6/22	at LMU		2.0	4	4	4	0	3	45	--	7-14		
3/12/22	Central Connecticut		3.0	3	1	1	1	2	47	W	6-3		
3/15/22	at Omaha		1.0	0	0	0	1	0	10	--	8-4		
3/20/22	Morehead State		3.0	3	2	2	0	4	44	--	9-6		
3/25/22	at TCU		0.2	1	1	1	1	0	13	--	5-7		
3/27/22	at TCU		0.1	2	4	4	2	0	19	--	3-11		
3/29/22	Northern Colorado		1.2	1	0	0	0	4	34	SV	8-6		
4/1/22	Oklahoma State		1.0	2	6	6	4	0	43	--	9-12		
4/8/22	at Texas Tech		1.0	0	0	0	1	2	14	--	3-6		
4/16/22	Texas		1.0	0	0	0	0	8	--	2-4			
4/19/22	Omaha		3.2	5	1	1	1	3	51	W	11-3		
4/26/22	at Nebraska		1.2	5	5	5	2	1	38	L	6-8		
4/30/22	at Oklahoma		2.0	2	1	0	0	1	34	--	10-22		
5/8/22	KU		4.2	4	0	0	0	4	57	W	6-3		
5/15/22	Baylor		5.0	4	1	1	1	4	75	W	7-5		
5/21/22	at West Virginia		1.0	2	2	2	0	1	18	--	1-5		
5/26/22	vs. West Virginia		1.1	0	1	1	2	1	23	--	8-5		
5/27/22	vs. Texas Tech		3.2	0	0	0	2	4	45	W	6-5		
2/17/23	at SFA		5.0	5	1	1	0	4	65	W	7-6		
2/24/23	vs. LSU		2.0	6	6	6	1	3	51	L	3-7		
2/26/23	vs. Iowa		3.2	3	1	0	1	2	51	--	5-6		
3/3/23	ARMY		3.0	2	0	0	1	4	46	SV	4-1		
3/10/23	YOUNGSTOWN		1.0	1	1	1	1	1	27	--	20-4		
3/15/23	at Creighton		2.0	1	0	0	1	3	34	--	3-0		
3/17/23	at Baylor		2.1	0	0	0	0	1	31	--	8-1		
3/19/23	at Baylor		0.1	3	6	1	0	0	14	--	4-8		
3/22/23	ST. THOMAS		1.2	1	0	0	0	1	28	--	1-2		
3/24/23	OKLAHOMA		3.0	0	0	0	0	1	2	37	SV	7-1	
3/26/23	OKLAHOMA		2.0	23	15	9	7	23	28	--	8-7		
3/31/23	#24 WEST VA		2.0	2	1	1	0	1	27	--	3-8		
4/2/23	#24 WEST VA		3.0	6	3	3	1	5	40	--	6-10		
4/7/23	at #21 Texas		1.0	2	2	2	0	0	18	L	5-6		
4/9/23	at #21 Texas		1.0	2	2	2	2	1	34	--	2-8		
4/10/23	CREIGHTON		1.0	0	0	0	0	1	12	--	10-0		
4/14/23	at Kansas		2.1	0	0	0	1	2	27	W	5-4		
4/16/23	at Kansas		1.1	7	5	5	0	2	37	--	21-18		
4/22/23	at UC Irvine		1.2	1	2	2	3	1	35	--	6-4		
4/28/23	#14 TEXAS TECH		2.0	0	0	0	2	1	35	W	3-2		
4/30/23	#14 TEXAS TECH		3.1	4	4	4	0	2	49	--	10-8		
5/6/23	SEMO		2.0	0	0	0	0	3	23	--	12-5		
5/14/23	at Oklahoma St.		3.2	7	5	5	1	3	61	--	2-12		
5/18/23	TCU		1.0	2	1	1	1	1	31	--	7-6		
5/20/23	TCU	*	4.2	5	2	2	1	1	74	L	3-4		
5/25/23	vs. #20 Texas	*	5.0	1	0	0	3	4	92	W	6-0		
2/17/24	vs. Boston Col.	*	6.0	4	2	2	3	6	86	W	6-4		
2/23/24	HOLY CROSS	*	1.1	5	4	4	2	1	50	--	17-11		
4/17/24	at UConn	*	1.0	0	0	0	1	2	16	--	0-4		
4/21/24	#15 OKLA. ST	*	2.0	1	3	2	2	0	48	L	4-6		
4/26/24	at TCU	*	1.0	4	5	5	2	0	37	L	0-12		
5/11/24	at West Va.		0.1	2	3	0	1	1	18	--	0-13		
5/18/24	BYU		0.2	1	0	0	1	2	17	--	8-12		
TOTAL			54 appearances	7	115.0	121	90	77	53	102	1873	10-8/3	

CAREER STATS

YEAR	ERA	W	L	APP	GS	CG	SHO	CBO	SV	IP	H	R	ER	BB	SO	2B	3B	HR	BF	B/AVG	WP	HBP	BK	SFA	SHA
2021																									
2022	6.05	5	2	21	0	0	0	0	1	41.2	42	31	28	19	39	7	3	3	187	.271	4	7	0	3	3
2023	5.31	4	4	26	2	0	0	3	2	61.0	62	42	36	22	51	14	1	5	232	.267	3	7	1	4	3
2024	9.49	1	2	7	5	0	0	0	0	12.1	17	17	13	12	12	1	0	4	64	.362	0	1	0	2	2
TOTAL	6.03	10	8	54	7	0	0	3	3	115.0	121	90	77	53	102	22	4	12	519	.279	7	15	1	9	8



JAMES GUYETTE

RIGHT-HANDED PITCHER

YR **FR** HT **6-3** WT **215** B/T **R/R**

HOMETOWN
NEWBURY PARK, CALIF.
PREV SCHOOL
NEWBURY PARK HS

32

SEASON STATS

W-L	ERA	G-GS	SV	IP	BB	SO	WHIP
0-0	23.82	4-1	0	5.2	6	6	3.71
SV/OPP	IRS/IR	BB/9	K/9	K/BB			
0	1/0	9.5	9.5	1.0			

NOTES

- Attended Newbury Park High School ...
- Played baseball under head coach Curtis Scott in the Marmonte League ...
- Earned Second Team All-League honors.
- Born February 3, 2005 ...

SEASON HIGHS

Category	Highs	Opponent (last time)	Date
IP	2.2	at #8 Tennessee	3/5/24
H	8	at #8 Tennessee	3/5/24
R	6	at #8 Tennessee	3/5/24
ER	6	at #8 Tennessee	3/5/24
BB	2	(2x) BYU	5/18/24
K	3	HOLY CROSS	2/24/24

CAREER HIGHS

Category	Highs	Opponent (last time)	Date
IP	2.2	at #8 Tennessee	3/5/24
H	8	at #8 Tennessee	3/5/24
R	6	at #8 Tennessee	3/5/24
ER	6	at #8 Tennessee	3/5/24
BB	2	(2x) BYU	5/18/24
K	3	HOLY CROSS	2/24/24

KEEPING TRACK (STARTS)

	2024	CAREER
6.0+ IP	0	0
3+ K	0	0
In 5+ IP...		
Walked None	0	0
Allowed 0 Runs	0	0
Allowed 2 or Fewer Runs	0	0
Allowed 0 Hits	0	0

KEEPING TRACK (RELIEF)

	2024	CAREER
2.0+ IP	2	2
3+ K	1	1
In 2+ IP...		
Walked None	0	0
Allowed 0 Runs	0	0
Allowed 2 or Fewer Runs	0	0
Allowed 0 Hits	0	0

LAST TIME

Last Win	--
Last Loss	--
Last Save	--
Last Appearance	5/18/24, BYU (L, 8-12)
Last Start	5/18/24, BYU (L, 8-12)
Last Relief	3/5/24, at #8 Tennessee (L, 5-15)

CAREER PITCHING LINES

DATE	OPPONENT	GS	IP	H	R	ER	BB	K	NP	DEC	SCORE
2/24/24	HOLY CROSS		2.1	4	3	3	1	3	51	--	10-13
3/5/24	at #8 Tennessee		2.2	8	6	6	2	2	66	--	5-15
3/13/24	S. DAKOTA ST. *		0.0	2	4	4	1	0	17	--	16-5
5/18/24	BYU		0.2	0	2	2	2	1	17	--	8-12
TOTAL	4 appearances	1	5.2	14	15	15	6	6	151	--	

CAREER STATS

YEAR	ERA	W	L	APP	GS	CG	SHO	CBO	SV	IP	H	R	ER	BB	SO	2B	3B	HR	BF	B/AVG	WP	HBP	BK	SFA	SHA
2024	23.82	0	0	4	1	0	0	0	0	5.2	14	15	15	6	6	4	0	4	37	.500	1	1	0	1	1
TOTAL	23.82	0	0	4	1	0	0	0	0	5.2	14	15	15	6	6	4	0	4	37	.500	1	1	0	1	1



PRESTON MARTINEZ

RIGHT-HANDED PITCHER

YR **JR** HT **6-1** WT **180** B/T **R/R**

HOMETOWN **SAN ANTONIO, TEXAS**
PREV SCHOOL **DYERSBURG STATE CC**

34

SEASON STATS

W-L	ERA	G-GS	SV	IP	BB	SO	WHIP
0-0	5.40	11-0	0	10.0	9	14	2.50
SV/OPP	IRS/IR	BB/9	K/9	K/BB			
0	5/2	8.1	12.6	1.6			

NOTES

- In two seasons at Dyersburg, made 49 appearances with one start going 3-5 with a 3.33 ERA (20 ER, 54 IP) ...
- Totaled 16 saves and 77 strikeouts ...
- In 2023, appeared in 23 games going 2-3 with six saves and 2.59 ERA (7 ER, 24.1 IP) ... Had a 1.27 WHIP with 35 strikeouts ...
- In 2022, appeared in 26 games (1 start) with a 3.94 ERA (13 ER, 29.2 IP) and 42 strikeouts
- Born December 10, 2002 ...

SEASON HIGHS

Category	Highs	Opponent (last time)	Date
IP	2.0	at Oklahoma	4/12/24
H	2	(3x) MISSOURI STATE	3/17/24
R	3	MISSOURI STATE	3/17/24
ER	2	(2x) MISSOURI STATE	3/17/24
BB	2	(2x) CINCINNATI	3/9/24
K	3	(2x) SOUTH DAKOTA STATE	3/13/24

CAREER HIGHS

Category	Highs	Opponent (last time)	Date
IP	2.0	at Oklahoma	4/12/24
H	2	(3x) MISSOURI STATE	3/17/24
R	3	MISSOURI STATE	3/17/24
ER	2	(2x) MISSOURI STATE	3/17/24
BB	2	(2x) CINCINNATI	3/9/24
K	3	(2x) SOUTH DAKOTA STATE	3/13/24

KEEPING TRACK (STARTS)

	2024	CAREER
6.0+ IP	0	0
3+ K	0	0
In 5+ IP...		
Walked None	0	0
Allowed 0 Runs	0	0
Allowed 2 or Fewer Runs	0	0
Allowed 0 Hits	0	0

KEEPING TRACK (RELIEF)

	2024	CAREER
2.0+ IP	1	1
3+ K	2	2
In 2+ IP...		
Walked None	0	0
Allowed 0 Runs	1	1
Allowed 2 or Fewer Runs	1	1
Allowed 0 Hits	0	0

LAST TIME

Last Win	--
Last Loss	--
Last Save	--
Last Appearance	4/26/24, at TCU (0-12)
Last Start	--
Last Relief	4/26/24, at TCU (0-12)

CAREER PITCHING LINES

DATE	OPPONENT	GS	IP	H	R	ER	BB	K	NP	DEC	SCORE
2/18/24	vs. Georgetown		0.2	2	2	2	0	0	14	--	7-6
3/1/24	UMASS LOWELL		1.0	1	0	0	0	0	10	--	10-1
3/6/24	at #10 Clemson		1.2	2	0	0	2	3	--	--	3-8
3/9/24	CINCINNATI		1.0	1	1	1	2	2	27	--	7-11
3/13/24	S. DAKOTA ST.		1.0	1	0	0	1	3	22	--	16-5
3/17/24	MISSOURI STATE		1.0	2	3	2	1	2	27	--	11-3
3/29/23	TEXAS		0.1	1	0	0	0	1	8	--	11-21
4/3/24	at Missouri St.		0.0	1	1	1	0	0	3	--	8-4
4/12/24	at Oklahoma		2.0	1	0	0	1	2	28	--	5-12
4/16/24	at UConn		0.1	1	1	0	1	0	10	--	0-4
4/26/24	at TCU		1.0	0	0	0	1	1	11	--	0-12
TOTAL	11 appearances		10.0	13	8	6	9	14	160	--	

CAREER STATS

YEAR	ERA	W	L	APP	GS	CG	SHO	CBO	SV	IP	H	R	ER	BB	SO	2B	3B	HR	BF	B/AVG	WP	HBP	BK	SFA	SHA
2024	5.40	0	0	11	0	0	0	0	0	10.0	13	8	6	9	14	6	1	0	55	.317	0	3	0	2	0
TOTAL	5.40	0	0	11	0	0	0	0	0	10.0	13	8	6	9	14	6	1	0	55	.317	0	3	0	2	0



ANDREW EVANS

RIGHT-HANDED PITCHER

YR SO **HT** 6-5 **WT** 235 **B/T** R/R

HOMETOWN
OLATHE, KAN.
PREV SCHOOL
OLATHE WEST HS

35

SEASON STATS

W-L	ERA	G-GS	SV	IP	BB	SO	WHIP
4-2	10.08	11-2	0	25.0	9	19	1.80
SV/OPP	IRS/IR	BB/9	K/9	K/BB			
0	0/0	3.2	6.8	2.1			

NOTES

- Played for the New Britain Bees of the Futures League, earned a position on the league's All-Star Team last summer
- Made collegiate debut against Stephen F. Austin on February 20 with a season-high three strikeouts ...
- Logged a season-high 3 1/3 innings in relief against St. Thomas.
- Born June 25, 2004 in Naperville, Illinois ...

SEASON HIGHS

Category	Highs	Opponent (last time)	Date
IP	4.2	SOUTH DAKOTA STATE	3/13/24
H	8	at TCU	4/26/24
R	7	TEXAS	3/29/24
ER	7	TEXAS	3/29/24
BB	2	(2x) at TCU	4/26/24
K	4	SOUTH DAKOTA STATE	3/13/24

CAREER HIGHS

Category	Highs	Opponent (last time)	Date
IP	4.2	SOUTH DAKOTA STATE	3/13/24
H	8	at TCU	4/26/24
R	7	TEXAS	3/29/24
ER	7	TEXAS	3/29/24
BB	2	(3x) at TCU	4/26/24
K	4	SOUTH DAKOTA STATE	3/13/24

KEEPING TRACK (STARTS)

	2023	CAREER
6.0+ IP	0	0
3+ K	0	0
In 5+ IP...		
Walked None	0	0
Allowed 0 Runs	0	0
Allowed 2 or Fewer Runs	0	0
Allowed 0 Hits	0	0

KEEPING TRACK (RELIEF)

	2023	2024	CAREER
2.0+ IP	1	8	9
3+ K	1	3	3
In 2+ IP...			
Walked None	1	3	4
Allowed 0 Runs	0	1	1
Allowed 2 or Fewer Runs	1	7	8
Allowed 0 Hits	0	1	1

LAST TIME

Last Win	4/19/24, #15 OKLAHOMA STATE (W, 6-5)
Last Loss	3/6/24, at #10 Clemson (L, 3-8)
Last Save	--
Last Appearance	4/26/24, at TCU (0-12)
Last Start	3/19/24, at Wichita State (W, 8-6)
Last Relief	4/26/24, at TCU (0-12)

CAREER PITCHING LINES

DATE	OPPONENT	GS	IP	H	R	ER	BB	K	NP	DEC	SCORE
2/20/23	at SFA		3.0	4	2	2	0	3	43	--	16-5
2/28/23	at Omaha		1.2	2	2	0	2	1	33	--	5-6
3/21/23	ST. THOMAS	*	3.1	7	1	1	0	2	64	--	11-3
3/29/23	at Air Force		1.0	0	0	0	0	2	15	--	13-18
4/4/23	NEBRASKA		1.0	3	2	2	0	1	20	--	1-6
5/13/23	at Oklahoma St.		1.0	1	0	0	0	1	16	--	5-19
5/24/23	vs. TCU		1.0	1	0	0	0	0	14	--	3-16
2/24/24	HOLY CROSS		2.2	2	1	0	0	3	52	--	10-13
3/1/24	UMASS LOWELL		3.0	4	1	1	0	2	58	W	10-1
3/6/24	at #10 Clemson	*	3.0	4	5	5	1	2	--	L	3-8
3/10/24	CINCINNATI		1.0	2	2	2	0	3	23	W	14-13
3/14/24	S. DAKOTA ST.		4.2	2	1	1	0	4	59	W	16-5
3/19/24	at Wichita State	*	2.0	3	2	2	1	0	44	--	8-6
3/29/24	TEXAS		0.2	5	7	7	1	0	24	--	11-21
4/12/24	at Oklahoma		2.0	0	0	0	1	1	14	--	5-12
4/16/24	at UConn		2.1	3	2	2	1	2	42	L	0-4
4/19/24	#15 OKLA. ST		2.0	2	2	2	2	1	34	W	6-5
4/26/24	at TCU		1.2	8	6	6	2	1	47	--	0-12
TOTAL	18 appearances	3	37.0	53	36	33	11	29	655	4-2	

CAREER STATS

YEAR	ERA	W	L	APP	GS	CG	SHO	CBO	SV	IP	H	R	ER	BB	SO	2B	3B	HR	BF	B/AVG	WP	HBP	BK	SFA	SHA
2023	3.75	0	0	7	1	0	0	0	0	12.0	18	7	5	2	10	5	0	1	58	.327	1	0	0	0	1
2024	10.08	4	2	11	2	0	0	0	0	25.0	35	29	28	9	19	8	2	4	119	.330	4	1	0	1	2
TOTAL	8.03	4	2	18	3	0	0	0	0	37.0	53	36	33	11	29	13	2	5	177	.329	5	1	0	1	3



SAM ROBERTS

RIGHT-HANDED PITCHER

YR **JR** HT **6-2** WT **170** B/T **R/R**

HOMETOWN **SOUTH JORDAN, UTAH**
 PREV SCHOOL **CHANDLER GILBERT CC**

SEASON STATS

W-L	ERA	G-GS	SV	IP	BB	SO	WHIP
1-0	4.05	10-0	0	6.2	4	7	1.65
SV/OPP	IRS/IR	BB/9	K/9	K/BB			
0	7/0	5.4	9.4	1.8			

NOTES

- Played summer ball for Greenville Flyboys and Okotoks Dawgs
- In two seasons at Chandler Gilbert, made 37 appearances ...
- Tabbed JBB NJCAA D2 First Team All-American and JBB All-NJCAA First Team ...
- In 2023, appeared in 25 games and went 3-0 with a 1.35 ERA (20 IP), three saves, and averaged 13.5 strikeouts per nine innings ...
- In 2022, made 12 appearances with a 3.27 ERA (20 IP), and averaged 18.0 strikeouts per nine innings.
- Born May 24, 2003 ...

SEASON HIGHS

Category	Highs	Opponent (last time)	Date
IP	1.1	(2x) at Oklahoma	4/13/24
H	2	at Oklahoma	4/13/24
R	3	at Northeastern	4/17/24
ER	2	at Northeastern	4/17/24
BB	2	UMASS LOWELL	3/2/24
K	3	SOUTH DAKOTA STATE	3/13/24

CAREER HIGHS

Category	Highs	Opponent (last time)	Date
IP	1.1	(2x) at Oklahoma	4/13/24
H	2	at Oklahoma	4/13/24
R	3	at Northeastern	4/17/24
ER	2	at Northeastern	4/17/24
BB	2	UMASS LOWELL	3/2/24
K	3	SOUTH DAKOTA STATE	3/13/24

KEEPING TRACK (STARTS)

	2024	CAREER
6.0+ IP	0	0
3+ K	0	0
In 5+ IP...		
Walked None	0	0
Allowed 0 Runs	0	0
Allowed 2 or Fewer Runs	0	0
Allowed 0 Hits	0	0

KEEPING TRACK (RELIEF)

	2024	CAREER
2.0+ IP	0	0
3+ K	1	1
In 2+ IP...		
Walked None	0	0
Allowed 0 Runs	0	0
Allowed 2 or Fewer Runs	0	0
Allowed 0 Hits	0	0

LAST TIME


Last Win	2/23/24, HOLY CROSS (W, 17-11)
Last Loss	--
Last Save	--
Last Appearance	5/1/24, at Nebraska (L, 0-8)
Last Start	--
Last Relief	5/1/24, at Nebraska (L, 0-8)

CAREER PITCHING LINES

DATE	OPPONENT	GS	IP	H	R	ER	BB	K	NP	DEC	SCORE
2/23/24	HOLY CROSS		1.1	1	0	0	1	1	16	W	17-11
3/2/24	UMASS LOWELL		0.0	0	0	0	2	0	13	--	17-3
3/13/24	S. DAKOTA ST.		1.0	0	0	0	0	3	13	--	16-5
4/3/24	at Missouri St.		0.2	0	0	0	0	0	5	--	8-4
4/5/24	at #25 UCF		0.1	0	0	0	0	1	3	--	4-7
4/13/24	at Oklahoma		1.1	2	1	1	0	0	21	--	4-11
4/16/24	at UConn		1.0	0	0	0	0	2	12	--	0-4
4/17/24	at Northeastern		0.1	0	3	2	0	0	3	--	9-8
4/21/24	#15 OKLa. ST		0.1	0	0	0	1	0	6	--	4-6
5/1/24	at Nebraska		0.1	0	0	0	0	0	5	--	0-8
TOTAL	9 appearances		6.2	3	4	3	4	7	103	1-0	

CAREER STATS

YEAR	ERA	W	L	APP	GS	CG	SHO	CBO	SV	IP	H	R	ER	BB	SO	2B	3B	HR	BF	B/AVG	WP	HBP	BK	SFA	SHA
2024	4.05	1	0	10	0	0	0	0	0	6.2	3	4	3	4	7	2	0	0	27	.167	0	4	1	0	1
TOTAL	4.05	1	0	10	0	0	0	0	0	6.2	3	4	3	4	7	2	0	0	27	.167	0	4	1	0	1



ADAM ARTHUR

LEFT-HANDED PITCHER

YR **FR** HT **6-3** WT **175** B/T **L/L**

HOMETOWN
ALTADENA, CALIF.
PREV SCHOOL
POLYTECHNIC HS

SEASON STATS

W-L	ERA	G-GS	SV	IP	BB	SO	WHIP
0-0	5.68	14-0	0	19.0	7	12	1.47
SV/OPP	IRS/IR	BB/9	K/9	K/BB			
0	13/0	3.3	5.7	1.7			

NOTES

- Attended Polytechnic High School in Pasadena High School
- Played under Wayne Lovett and was voted team captain three times
- Three-time First Team All-Prep League honoree, two-time team Cy Young recipient and team MVP
- Earned San Gabriel Valley Sr All-Star Game Pitcher of Game Award
- Named CBCA Second Team All-Southern Section, Perfect Game Rawlings All-American Regional Honorable Mention
- Made 31 appearances at Polytechnic with a 1.16 ERA (32 IP)
- Had 208 strikeouts and finished with opponents turning in a .117 batting average against
- Ended with a 1.106 WHIP and averaged 14.18 strikeouts per nine innings.
- Born November 29, 2004 ...

SEASON HIGHS

Category	Highs	Opponent (last time)	Date
IP	2.2	TEXAS	3/28/24
H	4	at Wichita State	3/19/24
R	3	CINCINNATI	3/9/24
ER	2	(5x) at Nebraska	5/1/24
BB	1	(7x) KU	5/5/24
K	3	UMASS LOWELL	3/2/24

CAREER HIGHS

Category	Highs	Opponent (last time)	Date
IP	2.2	TEXAS	3/28/24
H	4	at Wichita State	3/19/24
R	3	CINCINNATI	3/9/24
ER	2	(5x) at Nebraska	5/1/24
BB	1	(7x) KU	5/5/24
K	3	UMASS LOWELL	3/2/24

KEEPING TRACK (STARTS)

	2024	CAREER
6.0+ IP	0	0
3+ K	0	0
In 5+ IP...		
Walked None	0	0
Allowed 0 Runs	0	0
Allowed 2 or Fewer Runs	0	0
Allowed 0 Hits	0	0

KEEPING TRACK (RELIEF)

	2024	CAREER
2.0+ IP	4	4
3+ K	1	1
In 2+ IP...		
Walked None	2	2
Allowed 0 Runs	1	1
Allowed 2 or Fewer Runs	2	2
Allowed 0 Hits	1	1

LAST TIME

Last Win	--
Last Loss	--
Last Save	--
Last Appearance	5/11/24, at West Virginia (L, 0-13)
Last Start	--
Last Relief	5/11/24, at West Virginia (L, 0-13)

CAREER PITCHING LINES

DATE	OPPONENT	GS	IP	H	R	ER	BB	K	NP	DEC	SCORE
2/23/24	HOLY CROSS		1.1	1	2	2	1	0	24	--	17-11
3/1/24	UMASS LOWELL		1.1	1	0	0	0	3	17	--	10-1
3/9/24	CINCINNATI		2.0	2	3	2	1	0	31	--	7-11
3/13/24	S. DAKOTA ST.		1.1	0	0	0	0	0	9	--	16-5
3/15/24	MISSOURI STATE		1.1	1	1	1	1	1	13	--	7-3
3/19/24	at Wichita State		2.0	4	2	2	0	2	47	--	8-6
3/28/24	TEXAS		2.2	0	0	0	1	1	35	--	14-6
4/3/24	at Missouri St.		0.2	1	2	2	1	0	18	--	8-4
4/5/24	at #25 UCF		1.0	2	0	0	0	2	14	--	4-7
4/13/24	at Oklahoma		0.1	0	0	0	0	0	3	--	4-11
4/16/24	at Northeastern		2.2	2	1	1	0	2	42	--	0-4
5/1/24	at Nebraska		1.2	3	2	2	1	0	27	--	0-8
5/5/24	KU		0.1	0	0	0	1	1	10	--	4-2
5/11/24	at West Va.		0.1	0	0	0	0	0	4	--	0-13
TOTAL	14 appearances		19.0	17	13	12	7	12	294	--	

CAREER STATS

YEAR	ERA	W	L	APP	GS	CG	SHO	CBO	SV	IP	H	R	ER	BB	SO	2B	3B	HR	BF	B/AVG	WP	HBP	BK	SFA	SHA
2024	5.68	0	1	14	0	0	0	0	0	19.0	17	13	12	7	12	5	2	1	83	.250	1	4	0	1	3
TOTAL	5.68	0	1	14	0	0	0	0	0	19.0	17	13	12	7	12	5	2	1	83	.250	1	4	0	1	3



JACOB FROST

LEFT-HANDED PITCHER

YR **JR** HT **6-2** WT **220** B/T **L/L**

HOMETOWN **ST. LOUIS, MO.**
 PREV SCHOOL **WABASH VALLEY COLLEGE**

45

SEASON STATS

W-L	ERA	G-GS	QS	IP	BB	SO	WHIP
3-1	7.49	14-8	1	45.2	23	40	1.77
SV/OPP	IRS/IR	BB/9	K/9	K/BB			
0	8/2	4.5	7.9	1.7			

NOTES

- Big 12 Co-Newcomer of the Week (March 11)
- Made K-State debut in 7-6 win over Georgetown on the final day of opening weekend
- Helped Wabash to two consecutive runs in the NJCAA World Series...
- Appeared in 37 games with 21 starts ...
- Went 13-4 with a pair of saves and a 3.79 ERA (52 ER, 123.1 IP) ...
- Recorded 160 strikeouts.
- Born May 14, 2003 ...

SEASON HIGHS

Category	Highs	Opponent (last time)	Date
IP	5.2	UMASS LOWELL	3/2/24
H	8	MISSOURI STATE	3/16/24
R	7	TEXAS	3/29/24
ER	6	(2x) TEXAS	3/29/24
BB	5	at Houston	3/23/24
K	5	(2x) at #25 UCF	4/5/24

CAREER HIGHS

Category	Highs	Opponent (last time)	Date
IP	5.2	UMASS LOWELL	3/2/24
H	8	MISSOURI STATE	3/16/24
R	7	TEXAS	3/29/24
ER	6	(2x) TEXAS	3/29/24
BB	5	at Houston	3/23/24
K	5	(2x) at #25 UCF	4/5/24

KEEPING TRACK (STARTS)

	2024	CAREER
6.0+ IP	1	1
6+ K	0	0
In 5+ IP...		
Walked None	0	0
Allowed 0 Runs	1	1
Allowed 2 or Fewer Runs	3	3
Allowed 0 Hits	1	1

KEEPING TRACK (RELIEF)

	2024	CAREER
2.0+ IP	3	3
3+ K	2	2
In 2+ IP...		
Walked None	0	0
Allowed 0 Runs	0	0
Allowed 2 or Fewer Runs	1	1
Allowed 0 Hits	0	0

LAST TIME

Last Win	4/10/24, WICHITA STATE (W, 6-3)
Last Loss	4/5/24, at #25 UCF (L, 4-7)
Last Save	--
Last Appearance	5/18/24, BYU (L, 8-12)
Last Start	5/18/24, BYU (L, 8-12)
Last Relief	5/12/24, at West Virginia (L, 5-12)

CAREER PITCHING LINES

DATE	OPPONENT	GS	IP	H	R	ER	BB	K	NP	DEC	SCORE
2/18/24	vs. Georgetown	*	5.0	3	2	1	3	4	95	--	7-6
2/24/24	HOLY CROSS	*	1.0	2	5	5	2	2	48	--	10-13
3/2/24	UMASS LOWELL	*	5.2	7	2	1	2	5	92	W	17-3
3/8/24	CINCINNATI	*	7.0	0	0	0	2	4	118	W	4-0
3/16/24	MISSOURI STATE	*	3.2	8	6	6	2	4	99	--	12-6
3/23/24	at Houston	*	4.2	1	4	4	5	4	78	--	6-5
3/29/24	TEXAS	*	3.2	7	7	6	0	3	72	--	11-21
4/5/24	at #25 UCF		3.1	6	5	5	1	5	61	L	4-7
4/10/24	WICHITA STATE		1.0	1	0	0	0	0	8	W	6-3
4/12/24	at Oklahoma		2.1	4	4	3	3	1	54	--	5-12
4/26/24	at TCU		3.1	3	1	0	2	3	56	--	0-12
5/1/24	at Nebraska		1.0	2	1	1	0	0	13	--	0-8
5/12/24	at West Va.		1.1	3	5	4	1	1	31	--	5-12
5/18/24	BYU	*	2.2	5	3	2	0	4	889	--	8-12
TOTAL	14 appearances	8	45.2	52	45	38	23	40	825	2-1	

CAREER STATS

YEAR	ERA	W	L	APP	GS	CG	SHO	CBO	SV	IP	H	R	ER	BB	SO	2B	3B	HR	BF	B/AVG	WP	HBP	BK	SFA	SHA
2024	7.49	3	1	14	8	0	0	1	0	45.2	52	45	38	23	40	13	0	9	217	.283	5	6	0	0	4
TOTAL	7.49	3	1	14	8	0	0	1	0	45.2	52	45	38	23	40	13	0	9	217	.283	5	6	0	0	4



JJ SLACK

LEFT-HANDED PITCHER

YR **GR** HT **5-10** WT **185** B/T **R/L**

HOMETOWN **LIBERTY, TEXAS**
PREV SCHOOL **SOUTHWESTERN**

99

SEASON STATS

W-L	ERA	G-GS	SV	IP	BB	SO	WHIP
2-1	4.50	13-0	0	24.0	13	27	1.58
SV/OPP	IRS/IR	BB/9	K/9	K/BB			
0	9/5	4.9	10.1	2.1			

NOTES

- Spent four seasons at Southwestern with 34 appearances and 12 starts ...
- Went 8-7 with a save for a 4.67 ERA (55 ER, 106.0 IP) and 151 strikeouts and 77 walks ...
- Had a 1.47 WHIP with a 12.82 strikeout-to-walk ratio ...
- Struck out a career-high nine vs. Austin College (April 24, 2021) ...
- Tossed a career-high 7.0 innings against Texas Lutheran (May 7, 2021).
- Born May 15, 2001

SEASON HIGHS

Category	Highs	Opponent (last time)	Date
IP	4.0	WICHITA STATE	4/10/24
H	4	at Northeastern	4/17/24
R	4	BYU	5/18/24
ER	4	BYU	5/18/24
BB	3	(2x) OMAHA	4/23/24
K	5	#15 OKLAHOMA STATE	4/20/24

CAREER HIGHS

Category	Highs	Opponent (last time)	Date
IP	4.0	WICHITA STATE	4/10/24
H	4	at Northeastern	4/17/24
R	4	BYU	5/18/24
ER	4	BYU	5/18/24
BB	3	(2x) OMAHA	4/23/24
K	5	#15 OKLAHOMA STATE	4/20/24

KEEPING TRACK (STARTS)

	2024	CAREER
6.0+ IP	0	0
3+ K	0	0
In 5+ IP...		
Walked None	0	0
Allowed 0 Runs	0	0
Allowed 2 or Fewer Runs	0	0
Allowed 0 Hits	0	0

KEEPING TRACK (RELIEF)

	2024	CAREER
2.0+ IP	8	8
3+ K	5	5
In 2+ IP...		
Walked None	3	3
Allowed 0 Runs	4	4
Allowed 2 or Fewer Runs	8	8
Allowed 0 Hits	2	2

LAST TIME

Last Win	5/16/24, BYU (W, 2-1)
Last Loss	5/18/24, BYU (L, 8-12)
Last Save	--
Last Appearance	5/23/24, vs. TCU (L, 4-9)
Last Start	--
Last Relief	5/23/24, vs. TCU (L, 4-9)

CAREER PITCHING LINES

DATE	OPPONENT	GS	IP	H	R	ER	BB	K	NP	DEC	SCORE
3/13/24	S. DAKOTA ST.	1.0	0	0	0	0	0	0	15	--	16-5
3/23/24	at Houston	0.2	1	1	1	1	1	1	11	--	6-5
4/10/24	WICHITA STATE	4.0	3	0	0	0	4	46	--	6-3	
4/14/24	at Oklahoma	3.0	0	0	0	2	3	48	--	7-8	
4/17/24	at Northeastern	2.1	4	2	1	0	3	47	--	9-8	
4/20/24	#15 OKLA. ST	2.2	3	1	1	3	5	57	--	7-2	
4/23/24	OMAHA	2.0	2	1	1	3	1	33	W	6-4	
5/1/24	at Nebraska	0.1	1	2	2	0	0	12	--	0-8	
5/4/24	KU	2.0	2	0	0	0	0	18	--	0-4	
5/12/24	at West Va.	2.1	4	2	2	1	4	45	--	5-12	
5/16/24	BYU	2.0	0	0	0	1	2	27	W	7-6	
5/18/24	BYU	0.2	3	4	4	2	1	40	L	8-12	
5/23/24	vs. TCU	1.0	0	0	0	0	2	16	--	4-9	
TOTAL	13 appearances	24.0	23	13	12	13	27	415	2-1		

CAREER STATS

YEAR	ERA	W	L	APP	GS	CG	SHO	CBO	SV	IP	H	R	ER	BB	SO	2B	3B	HR	BF	B/AVG	WP	HBP	BK	SFA	SHA
2024	4.50	2	1	13	0	0	0	0	0	24.0	23	13	12	13	27	3	1	2	106	.258	1	2	0	0	2
TOTAL	4.50	2	1	13	0	0	0	0	0	24.0	23	13	12	13	27	3	1	2	106	.258	1	2	0	0	2



JADEN PARSONS

INFIELDER

YR **GR** HT **5-10** WT **180** B/T **L/R**

HOMETOWN **KELOWNA, B.C., CANADA**
PREV SCHOOL **CENTRAL OKLAHOMA**

SEASON STATS

AVG/OBP/SLG	AB	R	H	HR	RBI	BB
.305/.416/.362	105	17	32	1	10	17

SB-ATT	W/RISP	W/2 OUTS	2-OUT RBI
9-13	8-26 (.308)	12-38 (.316)	6

NOTES

- In two seasons at Central Oklahoma, played and started in all 83 games ... Posted a slash line of .338/.414/.430 with 114 hits and 53 runs batted in ... Tallied 22 doubles, three triples and a home run ... In 2023, led the team with a .353 batting average and 67 hits ... In 2023, slashed .353/.419/.437 with career-bests in hits (67), RBI (35), runs scored (42), and stolen bases (1).
- Played two seasons at Cloud County ...
- Born December 8, 2000 ...

CAREER STATS

YEAR	AVG	GP	GS	AB	R	H	2B	3B	HR	RBI	TB	SLG%	BB	HBP	SO	GDP	OB%	SF	SH	SB	ATT	PO	A	E	FLD%
2024	.305	42	31	105	17	32	3	0	1	10	38	.362	17	3	22	1	.416	0	4	9	13	30	52	3	.965
TOTAL	.305	42	31	105	17	32	3	0	1	10	38	.362	17	3	22	1	.416	0	4	9	13	30	52	3	.965



CADYN KARL

OUTFIELDER

YR **R-FR** HT **6-2** WT **195** B/T **R/R**

HOMETOWN **EDMOND, OKLA.**
PREV SCHOOL **JONES HS**

SEASON STATS

AVG/OBP/SLG	AB	R	H	HR	RBI	BB
.091/.231/.091	11	1	1	0	0	2

SB-ATT	W/RISP	W/2 OUTS	2-OUT RBI
1-2	0-2 (.000)	0-1 (.000)	0

NOTES

- Played with the Southern Maryland Senators of the Cap Ripken League ... Slashed .253/.383/.333 through 29 games with seven doubles and six RBI ...
- Born August 26, 2003

CAREER STATS

YEAR	AVG	GP	GS	AB	R	H	2B	3B	HR	RBI	TB	SLG%	BB	HBP	SO	GDP	OB%	SF	SH	SB	ATT	PO	A	E	FLD%
2023	REDSHIRT																								
2024	.091	15	1	11	1	1	0	0	0	0	1	.091	2	0	6	0	.231	0	0	1	2	3	0	0	1.000
TOTAL	.091	15	1	11	1	1	0	0	0	0	1	.091	2	0	6	0	.231	0	0	1	2	3	0	0	1.000

SEASON HIGHS

Category	Highs	Opponent (last time)	Date
H	3	KU	5/5/24
RBI	2	(2x) #15 OKLAHOMA STATE	4/20/21
HR	1	#15 OKLAHOMA STATE	4/20/21
SB	2	UMASS LOWELL	3/1/24
BB	3	OMAHA	4/23/24
R	2	(2x) KU	5/3/24

CAREER HIGHS

Category	Highs	Opponent (last time)	Date
H	3	KU	5/5/24
RBI	2	(2x) #15 OKLAHOMA STATE	4/20/21
HR	1	#15 OKLAHOMA STATE	4/20/21
SB	2	UMASS LOWELL	3/1/24
BB	3	OMAHA	4/23/24
R	2	(2x) KU	5/3/24

KEEPING TRACK

	2024	CAREER
Multi-Hit Games	8	8
4+-Hit Games	0	0
Multi-RBI Games	2	2
Multi-HR Games	0	0
Multi-Stolen Base Games	2	2

LAST 5 GAMES:

2-for-18 (.111)

LAST 10 GAMES:

7-for-33 (.212)

CURRENT HITTING STREAK:

--

CURRENT ON-BASE STREAK:

--

SEASON HIGHS

Category	Highs	Opponent (last time)	Date
H	1	vs. TCU	5/23/24
RBI	--	--	--
HR	--	--	--
SB	1	vs. TCU	5/23/24
BB	1	(2x) SOUTH DAKOTA STATE	3/13/24
R	1	SOUTH DAKOTA STATE	3/13/24

CAREER HIGHS

Category	Highs	Opponent (last time)	Date
H	1	vs. TCU	5/23/24
RBI	--	--	--
HR	--	--	--
SB	1	vs. TCU	5/23/24
BB	1	(2x) SOUTH DAKOTA STATE	3/13/24
R	1	SOUTH DAKOTA STATE	3/13/24

KEEPING TRACK

	2024	CAREER
Multi-Hit Games	0	0
4+-Hit Games	0	0
Multi-RBI Games	0	0
Multi-HR Games	0	0
Multi-Stolen Base Games	0	0

LAST 5 GAMES:

1-for-6 (.167)

LAST 10 GAMES:

1-for-7 (.143)

CURRENT HITTING STREAK:

1

CURRENT ON-BASE STREAK:

1



DANNIEL RIVERA

INFIELDER

YR **SR** HT **5-10** WT **185** B/T **R/R**

HOMETOWN **NEW BRITAIN, CONN.**
PREV SCHOOL **SOUTHERN NEW HAMPSHIRE**

3

SEASON STATS

AVG/OBP/SLG	AB	R	H	HR	RBI	BB
.224/.382/.291	134	26	30	2	23	30

SB-ATT	W/RISP	W/2 OUTS	2-OUT RBI
10-11	12-45 (.267)	9-48 (.188)	7

NOTES

- Played four seasons at Southern New Hampshire ...
- Two time Third Team All-Conference selection ... Named First Team Ne10 All Conference, NCBWA All-American Honorable Mention, D2CCA and NCBWA East All-Region First Team, ABCA East All-Region Second Team, NEIBA All New England Team, Ne10 All Defensive Team ...
- Born September 16, 2001 ...

CAREER STATS

YEAR	AVG	GP	GS	AB	R	H	2B	3B	HR	RBI	TB	SLG%	BB	HBP	SO	GDP	OB%	SF	SH	SB	ATT	PO	A	E	FLD%
2024	.224	46	36	134	26	30	3	0	2	23	39	.291	30	5	21	3	.382	1	1	10	11	11	38	8	.860
TOTAL	.224	46	36	134	26	30	3	0	2	23	39	.291	30	4	21	3	.382	1	1	10	11	11	38	8	.860

SEASON HIGHS

Category	Highs	Opponent (last time)	Date
H	3	(2x) KU	5/3/24
RBI	4	MISSOURI STATE	3/18/24
HR	1	(2x) HOLY CROSS	2/23/24
SB	2	(3x) at #25 UCF	4/6/24
BB	2	(4x) at Oklahoma	4/12/14
R	4	HOLY CROSS	2/23/24

CAREER HIGHS

Category	Highs	Opponent (last time)	Date
H	3	(2x) KU	5/3/24
RBI	4	MISSOURI STATE	3/18/24
HR	1	(2x) HOLY CROSS	2/23/24
SB	2	(3x) at #25 UCF	4/6/24
BB	2	(4x) at Oklahoma	4/12/14
R	4	HOLY CROSS	2/23/24

KEEPING TRACK

	2024	CAREER
Multi-Hit Games	6	6
4+-Hit Games	0	0
Multi-RBI Games	5	5
Multi-HR Games	0	0
Multi-Stolen Base Games	3	3

LAST 5 GAMES:

1-for-8 (.125)

LAST 10 GAMES:

2-for-20 (.100)

CURRENT HITTING STREAK:

1

CURRENT ON-BASE STREAK:

1



ORLANDO SALINAS, JR.

INFIELDER

YR **SR** HT **6-0** WT **195** B/T **L/R**

HOMETOWN **CORPUS CHRISTI, TEXAS**
PREV SCHOOL **OKLAHOMA STATE**

4

SEASON STATS

AVG/OBP/SLG	AB	R	H	HR	RBI	BB
.000/.000/.000	0	0	0	0	0	0

SB-ATT	W/RISP	W/2 OUTS	2-OUT RBI
0-0	0	0	0

NOTES

- Had first multi-home run game against Army (March 3)
- Rated as the No. 5 shortstop and No. 18 player overall in Texas by Perfect Game
- Born Sept. 17, 2000

CAREER STATS

YEAR	AVG	GP	GS	AB	R	H	2B	3B	HR	RBI	TB	SLG%	BB	HBP	SO	GDP	OB%	SF	SH	SB	ATT	PO	A	E	FLD%
2022	.209	49	31	129	17	27	7	2	4	20	50	.388	15	1	44	3	.297	0	1	0	3	101	38	6	.959
2023	.200	23	16	60	16	12	3	0	3	14	24	.400	12	1	16	1	.338	1	1	3	4	19	36	4	.932
2024	.000	1	0	1	0	0	0	0	0	0	0	.000	0	0	1	0	.000	0	0	0	0	0	0	0	.000
TOTAL	.205	73	47	190	33	39	10	2	7	34	74	.389	27	2	61	4	.309	1	2	3	7	120	74	10	.951

SEASON HIGHS

Category	Highs	Opponent (last time)	Date
H	--	--	--
RBI	--	--	--
HR	--	--	--
SB	--	--	--
BB	--	--	--
R	--	--	--

CAREER HIGHS

Category	Highs	Opponent (last time)	Date
H	3	MOREHEAD STATE	3/19/22
RBI	5	ARMY	3/5/23
HR	2	ARMY	3/5/23
SB	2	YOUNGSTOWN STATE	3/10/23
BB	3	YOUNGSTOWN STATE	3/10/23
R	3	(2x) YOUNGSTOWN STATE	3/10/23

KEEPING TRACK

	2022	2023	CAREER
Multi-Hit Games	4	3	7
4+-Hit Games	0	0	0
Multi-RBI Games	5	4	9
Multi-HR Games	0	1	1
Multi-Stolen Base Games	0	1	1

LAST 5 GAMES:

--

LAST 10 GAMES:

--

CURRENT HITTING STREAK:

--

CURRENT ON-BASE STREAK:

--



BRENDAN JONES

OUTFIELDER

YR **JR** HT **5-10** WT **180** B/T **L/L**

HOMETOWN **GREENBRIER, TENN.**
PREV SCHOOL **GOODPASTURE CHRISTIAN HS**

5

SEASON STATS

AVG/OBP/SLG	AB	R	H	HR	RBI	BB
.298/.439/.484	215	61	64	8	30	52

SB-ATT	W/RISP	W/2 OUTS	2-OUT RBI
37-39	17-55 (.309)	16-65 (.246)	12

- NOTES**
- No. 23 outfielder in the midseason positional player rankings by D1Baseball
 - Competed in the Appalachian League with the Elizabethton River Riders
 - Named All-Big 12 Honorable Mention
 - Rated as the No. 7 outfielder and 34th overall player in the state of Tennessee by Perfect Game out of HS

CAREER STATS

YEAR	AVG	GP	GS	AB	R	H	2B	3B	HR	RBI	TB	SLG%	BB	HBP	SO	GDP	OB%	SF	SH	SB	ATT	PO	A	E	FLD%
2022	.500	29	0	8	7	4	0	0	4	4	.500	3	0	2	0	.583	1	0	2	2	9	1	1	.909	
2023	.238	59	59	223	52	53	12	3	7	31	92	.413	45	4	58	2	.374	1	2	28	33	124	2	0	1.000
2024	.298	56	56	215	61	64	12	2	8	30	104	.484	52	3	49	0	.439	1	3	37	39	141	4	1	.993
TOTAL	.271	144	115	446	120	121	24	5	15	65	200	.448	100	7	109	2	.410	3	5	67	74	274	7	2	.993



BRADY DAY

INFIELDER

YR **R-JR** HT **6-0** WT **190** B/T **L/R**

HOMETOWN **HAMPSTEAD, N.H.**
PREV SCHOOL **PINKERTON ACADEMY**

7

SEASON STATS

AVG/OBP/SLG	AB	R	H	HR	RBI	BB
.332/.444/.533	214	46	71	8	53	43

SB-ATT	W/RISP	W/2 OUTS	2-OUT RBI
16-18	28-81 (.346)	25-72 (.347)	15

- NOTES**
- First Team All-Big 12 (2024)
 - No. 4 second baseman in the midseason positional player rankings by D1Baseball
 - Big 12 Player of the Week (March 4)
 - Big 12 All-Tournament Team (2023)
 - All-Big 12 Honorable Mention (2023)
 - Taken in the 12th round (No. 369 overall) by the Atlanta Braves on the final day of the 2023 Major League Baseball Draft
 - Born on March 6, 2002

CAREER STATS

YEAR	AVG	GP	GS	AB	R	H	2B	3B	HR	RBI	TB	SLG%	BB	HBP	SO	GDP	OB%	SF	SH	SB	ATT	PO	A	E	FLD%
2021																									
2022	.284	41	23	102	25	29	7	1	1	10	41	.402	17	3	15	4	.402	0	2	2	4	9	28	2	.949
2023	.356	56	56	194	40	69	9	1	3	26	89	.459	49	7	22	1	.492	4	2	8	11	78	121	5	.975
2024	.332	56	56	214	46	71	15	2	8	53	114	.533	43	2	34	2	.444	2	1	16	18	104	153	10	.963
TOTAL	.331	153	135	510	111	169	31	4	12	89	244	.478	109	12	71	7	.455	6	5	26	33	191	302	17	.967

SEASON HIGHS

Category	Highs	Opponent (last time)	Date
H	3	(5x) BYU	5/18/24
RBI	3	(2x) CINCINNATI	3/10/24
HR	1	(8x) vs. TCU	5/23/24
SB	3	MISSOURI STATE	3/15/24
BB	3	(6x) vs. West Virginia	5/22/24
R	3	(4x) OMAHA	4/23/24

CAREER HIGHS

Category	Highs	Opponent (last time)	Date
H	3	(9x) BYU	5/18/24
RBI	4	(2x) SEMO	5/6/23
HR	1	(15x) vs. TCU	5/23/24
SB	3	MISSOURI STATE	3/15/24
BB	3	(9x) vs. West Virginia	5/22/24
R	3	(6x) OMAHA	4/23/24

KEEPING TRACK

	2022	2023	2024	CAREER
Multi-Hit Games	0	10	18	28
4+-Hit Games	0	0	0	0
Multi-RBI Games	1	7	8	16
Multi-HR Games	0	0	0	0
Multi-Stolen Base Games	1	9	8	18

- LAST 5 GAMES:**
7-for-19 (.368)
- LAST 10 GAMES:**
10-for-34 (.294)
- CURRENT HITTING STREAK:**
1
- CURRENT ON-BASE STREAK:**
1

SEASON HIGHS

Category	Highs	Opponent (last time)	Date
H	5	at Houston	3/24/24
RBI	5	UMASS LOWELL	3/1/24
HR	2	UMASS LOWELL	3/1/24
SB	2	UMASS LOWELL	3/2/24
BB	3	at Missouri State	4/3/24
R	3	at Missouri State	4/3/24

CAREER HIGHS

Category	Highs	Opponent (last time)	Date
H	5	at Houston	3/24/24
RBI	5	UMASS LOWELL	3/1/24
HR	2	UMASS LOWELL	3/1/24
SB	2	UMASS LOWELL	3/2/24
BB	3	(4x) at Missouri State	4/3/24
R	3	(5x) at Missouri State	4/3/24

KEEPING TRACK

	2022	2023	2024	CAREER
Multi-Hit Games	9	18	22	49
4+-Hit Games	0	0	2	2
Multi-RBI Games	3	4	17	24
Multi-HR Games	0	0	1	1
Multi-Stolen Base Games	0	0	8	8

- LAST 5 GAMES:**
5-for-18 (.278)
- LAST 10 GAMES:**
10-for-39 (.256)
- CURRENT HITTING STREAK:**
2
- CURRENT ON-BASE STREAK:**
7



NICK ENGLISH

CATCHER/OUTFIELDER

YR **FR** HT **5-11** WT **195** B/T **R/R**

HOMETOWN **OLATHE, KAN.**
PREV SCHOOL **OLATHE SOUTH HS**

8

SEASON STATS

AVG/OBP/SLG	AB	R	H	HR	RBI	BB
.254/.341/.368	201	27	51	2	35	24

SB-ATT	W/RISP	W/2 OUTS	2-OUT RBI
9-10	17-73 (.233)	17-80 (.213)	17

NOTES

- All-Big 12 Honorable Mention (2024)
- Played for the Pittsfield Suns of the Futures League ... In nine games, produced a slash line of .263/.378/.434 with a team-leading 11 doubles, one triple and seven RBI ... Walked 14 times and scored 14 runs, producing six multi-hit games. On July 23, English went 2-for-4 with a pair of doubles and RBI.
- Born May 25, 2005

CAREER STATS

YEAR	AVG	GP	GS	AB	R	H	2B	3B	HR	RBI	TB	SLG%	BB	HBP	SO	GDP	OB%	SF	SH	SB	ATT	PO	A	E	FLD%
2024	.254	53	52	201	27	51	17	0	2	35	74	.368	24	4	47	2	.341	3	1	9	10	66	0	3	.957
TOTAL	.254	53	52	201	27	51	17	0	2	35	74	.368	24	4	47	2	.341	3	1	9	10	66	0	3	.957



CHUCK INGRAM

OUTFIELDER

YR **SR** HT **6-1** WT **225** B/T **R/R**

HOMETOWN **BELTON, MO.**
PREV SCHOOL **WICHITA STATE**

9

SEASON STATS

AVG/OBP/SLG	AB	R	H	HR	RBI	BB
.267/.337/.458	225	44	60	10	25	22

SB-ATT	W/RISP	W/2 OUTS	2-OUT RBI
8-13	9-60 (.150)	19-74 (.257)	14

NOTES

- No. 96 outfielder in the midseason positional player rankings by D1Baseball
- Holds K-State TrackMan exit velo record (117) at K-State
- Named a Top Impact Transfer by D1Baseball (No. 55) ...
- Played three seasons at Wichita State where he helped the Shockers to 82 victories seeing action 141 games with 132 starts ...
- Two-time First Team All-American Athletic Conference selection ...
- Born July 27, 2001

CAREER STATS

YEAR	AVG	GP	GS	AB	R	H	2B	3B	HR	RBI	TB	SLG%	BB	HBP	SO	GDP	OB%	SF	SH	SB	ATT	PO	A	E	FLD%
2024	.267	56	55	225	44	60	10	3	9	25	103	.458	22	3	73	4	.337	2	1	8	13	68	6	2	.974
TOTAL	.267	56	55	225	44	60	10	3	9	25	103	.458	22	3	73	4	.337	2	1	8	13	68	6	2	.974

SEASON HIGHS

Category	Highs	Opponent (last time)	Date
H	3	(3x) at TCU	4/27/24
RBI	5	UMASS LOWELL	3/2/24
HR	1	(2x) #15 OKLAHOMA STATE	4/19/24
SB	1	(9x) vs. KU	5/21/24
BB	3	HOLY CROSS	2/24/24
R	3	(2x) at TCU	4/27/24

CAREER HIGHS

Category	Highs	Opponent (last time)	Date
H	3	(3x) at TCU	4/27/24
RBI	5	UMASS LOWELL	3/2/24
HR	1	(2x) #15 OKLAHOMA STATE	4/19/24
SB	1	(9x) vs. KU	5/21/24
BB	3	HOLY CROSS	2/24/24
R	3	(2x) at TCU	4/27/24

KEEPING TRACK

	2024	CAREER
Multi-Hit Games	13	13
4+-Hit Games	0	0
Multi-RBI Games	7	7
Multi-HR Games	0	0
Multi-Stolen Base Games	0	0

LAST 5 GAMES:
2-for-13 (.154)
LAST 10 GAMES:
6-for-33 (.182)
CURRENT HITTING STREAK:
--
CURRENT ON-BASE STREAK:
--

SEASON HIGHS

Category	Highs	Opponent (last time)	Date
H	4	UMASS LOWELL	3/2/24
RBI	3	(2x) TEXAS	3/29/24
HR	2	TEXAS	3/29/24
SB	1	(6x) at #25 UCF	4/6/24
BB	2	(2x) at #25 UCF	4/6/24
R	4	CINCINNATI	3/10/24

CAREER HIGHS

Category	Highs	Opponent (last time)	Date
H	4	UMASS LOWELL	3/2/24
RBI	3	(2x) TEXAS	3/29/24
HR	2	TEXAS	3/29/24
SB	1	(6x) at #25 UCF	4/6/24
BB	2	(2x) at #25 UCF	4/6/24
R	4	CINCINNATI	3/10/24

KEEPING TRACK

	2024	CAREER
Multi-Hit Games	17	17
4+-Hit Games	1	1
Multi-RBI Games	4	4
Multi-HR Games	1	1
Multi-Stolen Base Games	0	0

LAST 5 GAMES:
1-for-14 (.071)
LAST 10 GAMES:
5-for-31 (.161)
CURRENT HITTING STREAK:
--
CURRENT ON-BASE STREAK:
--



CAYDEN PHILLIPS

CATCHER

YR **JR** HT **6-3** WT **200** B/T **R/R**

HOMETOWN **AMARILLO, TEXAS**
PREV SCHOOL **AMARILLO HS**

12

SEASON STATS

AVG/OBP/SLG	AB	R	H	HR	RBI	BB
.234/.288/.362	47	2	11	1	11	3

SB-ATT	W/RISP	W/2 OUTS	2-OUT RBI
0-0	4-19 (.211)	5-18 (.278)	6

NOTES

- Ranked as No. 14 catcher in Texas by Perfect Game
- Originally committed to DBU
- Voted team captain and co-MVP his senior season at Amarillo
- Named to 2021 Texas 5A all-state team
- Three-time all-district pick

SEASON HIGHS

Category	Highs	Opponent (last time)	Date
H	2	(2x) #15 OKLAHOMA STATE	4/19/24
RBI	3	UMASS LOWELL	3/2/24
HR	1	at #8 Tennessee	3/5/24
SB	--	--	--
BB	3	at Wichita State	3/19/24
R	1	(2x) at Oklahoma	4/14/24

CAREER HIGHS

Category	Highs	Opponent (last time)	Date
H	2	(2x) #15 OKLAHOMA STATE	4/19/24
RBI	3	UMASS LOWELL	3/2/24
HR	1	at #8 Tennessee	3/5/24
SB	--	--	--
BB	3	at Wichita State	3/19/24
R	1	(3x) at Oklahoma	4/14/24

KEEPING TRACK

	2022	2023	2024	CAREER
Multi-Hit Games	0	0	2	2
4+-Hit Games	0	0	0	0
Multi-RBI Games	0	1	2	3
Multi-HR Games	0	0	0	0
Multi-Stolen Base Games	0	0	0	0

LAST 5 GAMES:

1-for-4 (.250)

LAST 10 GAMES:

1-for-8 (.125)

CURRENT HITTING STREAK:

--

CURRENT ON-BASE STREAK:

--

CAREER STATS

YEAR	AVG	GP	GS	AB	R	H	2B	3B	HR	RBI	TB	SLG%	BB	HBP	SO	GDP	OB%	SF	SH	SB	ATT	PO	A	E	FLD%
2022	.000	7	0	6	0	0	0	0	0	0	0	.000	1	1	6	0	.250	0	0	0	0	4	0	0	1.000
2023	.250	7	3	12	1	3	2	0	0	3	5	.417	0	1	3	0	.308	0	1	0	1	24	4	1	.966
2024	.234	26	9	47	2	11	3	0	1	11	17	.362	3	1	15	1	.288	1	1	0	0	66	3	1	.986
TOTAL	.215	40	12	65	3	14	5	0	1	14	22	.338	4	3	24	1	.288	1	2	0	1	94	7	2	.981



KYAN LODICE

INFIELDER/OUTFIELDER

YR **R-SO** HT **6-2** WT **195** B/T **L/R**

HOMETOWN **OMAHA, NEB.**
PREV SCHOOL **MILLARD WEST HS**

15

SEASON STATS

AVG/OBP/SLG	AB	R	H	HR	RBI	BB
.222/.322/.364	99	15	22	3	11	14

SB-ATT	W/RISP	W/2 OUTS	2-OUT RBI
7-9	4-27 (.148)	9-26 (.346)	4

NOTES

- Played in 37 games (28 starts) in the infield and as a designated hitter in 2023
- Slashed .194/.316/.306 with two doubles, three home runs and 16 runs batted in
- Born on June 24, 2003 in Colorado Springs, Colorado

SEASON HIGHS

Category	Highs	Opponent (last time)	Date
H	3	SOUTH DAKOTA STATE	3/13/24
RBI	2	(3x) TEXAS	3/28/24
HR	1	(3x) BYU	5/18/24
SB	2	at Missouri State	4/3/24
BB	3	at Missouri State	4/3/24
R	2	(2x) TEXAS	3/29/24

CAREER HIGHS

Category	Highs	Opponent (last time)	Date
H	3	SOUTH DAKOTA STATE	3/13/24
RBI	6	at Kansas	4/16/23
HR	1	(6x) BYU	5/18/24
SB	2	(3x) at Missouri State	4/3/24
BB	3	at Missouri State	4/3/24
R	4	at Stephen F. Austin	2/19/23

KEEPING TRACK

	2022	2023	2024	CAREER
Multi-Hit Games	0	2	4	6
4+-Hit Games	0	0	0	0
Multi-RBI Games	0	2	3	5
Multi-HR Games	0	0	0	0
Multi-Stolen Base Games	0	2	1	2

LAST 5 GAMES:

4-for-17 (.235)

LAST 10 GAMES:

6-for-24 (.250)

CURRENT HITTING STREAK:

--

CURRENT ON-BASE STREAK:

--

CAREER STATS

YEAR	AVG	GP	GS	AB	R	H	2B	3B	HR	RBI	TB	SLG%	BB	HBP	SO	GDP	OB%	SF	SH	SB	ATT	PO	A	E	FLD%
2022	REDSHIRT																								
2023	.194	37	28	98	19	19	2	0	3	16	30	.306	18	0	44	2	.316	1	3	9	11	42	4	4	.920
2024	.222	37	25	99	15	22	3	1	3	11	36	.364	14	1	43	2	.322	1	3	7	9	39	2	0	1.000
TOTAL	.208	74	53	197	34	41	5	1	6	27	66	.335	32	1	87	4	.319	2	6	16	20	81	6	4	.956



MASON SCHWALBACH

CATCHER/FIRST BASE

YR JR HT 6-0 WT 210 B/T L/R

HOMETOWN WOODSTOCK, ILL.
PREV SCHOOL MCHENRY COUNTY CC

18

SEASON STATS

AVG/OBP/SLG	AB	R	H	HR	RBI	BB
.200/.200/.400	15	2	3	1	3	0

SB-ATT	W/RISP	W/2 OUTS	2-OUT RBI
0-0	1-9 (.111)	1-7 (.143)	1

NOTES

- Played two seasons at McHenry ... Tabbed the 2024 D2 Region 4 Player of the Year ... Named NJCAA All-American, Region 4 Gold Glove Catcher and ISCC All-Conference Honorable Mention ... Was named the Region 4 Tournament MVP in 2023 ...
- Born July 5, 2003 ...

SEASON HIGHS

Category	Highs	Opponent (last time)	Date
H	1	(3x) TEXAS	3/29/24
RBI	1	(3x) at Missouri State	4/3/24
HR	1	MISSOURI STATE	3/17/24
SB	--	--	--
BB	--	--	--
R	1	(2x) MISSOURI STATE	3/17/24

CAREER HIGHS

Category	Highs	Opponent (last time)	Date
H	1	(3x) TEXAS	3/29/24
RBI	1	(3x) at Missouri State	4/3/24
HR	1	MISSOURI STATE	3/17/24
SB	--	--	--
BB	--	--	--
R	1	(2x) MISSOURI STATE	3/17/24

KEEPING TRACK

	2024	CAREER
Multi-Hit Games	0	0
4+-Hit Games	0	0
Multi-RBI Games	0	0
Multi-HR Games	0	0
Multi-Stolen Base Games	0	0

LAST 5 GAMES: --
 LAST 10 GAMES: --
 CURRENT HITTING STREAK: --
 CURRENT ON-BASE STREAK: --

CAREER STATS

YEAR	AVG	GP	GS	AB	R	H	2B	3B	HR	RBI	TB	SLG%	BB	HBP	SO	GDP	OB%	SF	SH	SB	ATT	PO	A	E	FLD%
2024	.200	8	2	15	2	3	0	0	1	3	6	.400	0	0	7	0	.200	0	0	0	0	0	0	0	.000
TOTAL	.200	8	2	15	2	3	0	0	1	3	6	.400	0	0	7	0	.200	0	0	0	0	0	0	0	.000



KAELEN CULPEPPER

INFIELDER

YR JR HT 6-0 WT 185 B/T R/R

HOMETOWN MEMPHIS, TENN.
PREV SCHOOL ST. BENEDICT AT AUBURDALE HS

22

SEASON STATS

AVG/OBP/SLG	AB	R	H	HR	RBI	BB
.316/.410/.533	225	45	71	9	49	33

SB-ATT	W/RISP	W/2 OUTS	2-OUT RBI
16-20	24-77 (.312)	25-79 (.316)	17

NOTES

- Second Team-All-Big 12 (2024)
- No. 2 shortstop in the midseason positional player rankings by D1Baseball
- Baseball America Preseason First Team All-American
- Projected No. 28 selection in MLB Draft by MLB Pipeline
- Ranked No. 4 shortstop in preseason player projection rankings (D1Baseball)
- USA Baseball Collegiate National Team (2023)
- All-Big 12 Honorable Mention (2023)
- Big 12 All-Freshman Team (2022)

SEASON HIGHS

Category	Highs	Opponent (last time)	Date
H	3	(8x) vs. KU	5/21/24
RBI	4	(3x) BYU	5/18/24
HR	1	(9x) BYU	5/18/24
SB	2	HOLY CROSS	2/23/24
BB	4	SOUTH DAKOTA STATE	3/13/24
R	2	(9x) TEXAS	3/29/24

CAREER HIGHS

Category	Highs	Opponent (last time)	Date
H	3	(11x) vs. KU	5/21/24
RBI	6	at Kansas	4/16/23
HR	2	at Kansas	4/16/23
SB	2	HOLY CROSS	2/23/24
BB	4	SOUTH DAKOTA STATE	3/13/24
R	3	at Stephen F. Austin	2/20/23

KEEPING TRACK

	2022	2023	2024	CAREER
Multi-Hit Games	13	17	21	51
4+-Hit Games	0	0	0	0
Multi-RBI Games	3	10	10	23
Multi-HR Games	0	1	0	1
Multi-Stolen Base Games	0	0	1	1

LAST 5 GAMES: 8-for-19 (.421)
 LAST 10 GAMES: 10-for-35 (.286)
 CURRENT HITTING STREAK: 5
 CURRENT ON-BASE STREAK: 6

CAREER STATS

YEAR	AVG	GP	GS	AB	R	H	2B	3B	HR	RBI	TB	SLG%	BB	HBP	SO	GDP	OB%	SF	SH	SB	ATT	PO	A	E	FLD%
2022	.283	51	48	166	27	47	9	0	5	22	71	.428	12	8	27	2	.356	2	3	1	1	26	89	6	.950
2023	.325	40	40	151	32	49	8	0	10	41	87	.576	16	12	27	1	.423	3	0	9	9	32	79	6	.949
2024	.316	56	56	225	45	71	12	5	9	49	120	.533	33	6	37	6	.410	4	0	16	20	53	139	11	.946
TOTAL	.308	147	144	542	104	167	29	5	24	112	278	.513	61	26	91	9	.398	9	3	26	30	111	307	23	.948



JAYDEN LOBLINER

CATCHER

24

YR **SO** HT **5-10** WT **190** B/T **R/R**

HOMETOWN **ST. CHARLES, ILL.**
PREV SCHOOL **ST. CHARLES NORTH HS**

SEASON STATS

AVG/OBP/SLG	AB	R	H	HR	RBI	BB
.271/.358/.406	96	13	26	3	17	10

SB-ATT	W/RISP	W/2 OUTS	2-OUT RBI
0-1	11-27 (.407)	7-31 (.226)	11

NOTES

- Saw action in 15 games this summer playing with the Madison Mallards of the Northwoods League
- In 2023, played in 18 games with five starts behind the plate in. Slashed .182/.333/.182 with two RBI
- Born April 3, 2004 in Royal Oak, Michigan

SEASON HIGHS

Category	Highs	Opponent (last time)	Date
H	3	HOLY CROSS	2/23/24
RBI	5	HOLY CROSS	2/23/24
HR	1	(2x) HOLY CROSS	2/25/24
SB	--	--	--
BB	2	(2x) UMASS LOWELL	3/3/24
R	3	HOLY CROSS	2/23/24

CAREER HIGHS

Category	Highs	Opponent (last time)	Date
H	3	HOLY CROSS	2/23/24
RBI	5	HOLY CROSS	2/23/24
HR	1	(2x) HOLY CROSS	2/25/24
SB	1	STONEHILL	3/4/23
BB	2	(2x) UMASS LOWELL	3/3/24
R	3	HOLY CROSS	2/23/24

KEEPING TRACK

	2023	2024	CAREER
Multi-Hit Games	1	7	8
4+-Hit Games	0	0	0
Multi-RBI Games	0	4	4
Multi-HR Games	0	0	0
Multi-Stolen Base Games	0	0	0

LAST 5 GAMES:

0-for-3 (.000)

LAST 10 GAMES:

1-for-8 (.125)

CURRENT HITTING STREAK:


--

CURRENT ON-BASE STREAK:

--

CAREER STATS

YEAR	AVG	GP	GS	AB	R	H	2B	3B	HR	RBI	TB	SLG%	BB	HBP	SO	GDP	OB%	SF	SH	SB	ATT	PO	A	E	FLD%
2023	.182	18	5	22	2	4	0	0	0	2	4	.182	2	3	10	0	.333	0	0	1	1	36	7	1	.977
2024	.271	31	26	96	13	26	2	1	3	17	39	.406	10	3	28	2	.358	0	0	0	1	68	3	1	.986
TOTAL	.254	49	31	118	15	30	2	1	3	19	43	.364	12	6	38	2	.353	0	0	1	2	104	10	2	.983



RAPHAEL PELLETIER

CATCHER

28

YR **R-JR** HT **6-0** WT **185** B/T **L/R**

HOMETOWN **MASCOUCHE, QUEBEC, CANADA**
PREV SCHOOL **ONTARIO VIRTUAL SCHOOL**

SEASON STATS

AVG/OBP/SLG	AB	R	H	HR	RBI	BB
.211/.371/.410	166	28	35	9	27	39

SB-ATT	W/RISP	W/2 OUTS	2-OUT RBI
0-0	13-52 (.250)	11-62 (.177)	9

NOTES

- Ranked No. 21 catcher in Division I by D1Baseball in midseason positional player poll rankings
- Named All-Big 12 Honorable Mention
- Played in 57 games with 53 starts behind the plate in 2023
- Slashed .257/.336/.383 with five doubles, six home runs and 28 runs batted in
- Caught a league-high 16 runners stealing
- Born on November 28, 2001 in Quebec, Canada

SEASON HIGHS

Category	Highs	Opponent (last time)	Date
H	3	(2x) #15 OKLAHOMA STATE	4/20/24
RBI	3	HOLY CROSS	2/23/24
HR	2	#15 OKLAHOMA STATE	4/20/24
SB	--	--	--
BB	3	(3x) vs. West Virginia	5/22/24
R	3	#15 OKLAHOMA STATE	4/20/24

CAREER HIGHS

Category	Highs	Opponent (last time)	Date
H	3	(5x) #15 OKLAHOMA STATE	4/20/24
RBI	3	(3x) HOLY CROSS	2/23/24
HR	1	(17x) at Oklahoma	4/14/24
SB	1	(2x) YOUNGSTOWN STATE	3/10/23
BB	3	(3x) vs. West Virginia	5/22/24
R	3	(2x) #15 OKLAHOMA STATE	4/20/24

KEEPING TRACK

	2022	2023	2024	CAREER
Multi-Hit Games	2	10	5	17
4+-Hit Games	0	0	0	0
Multi-RBI Games	1	6	9	16
Multi-HR Games	0	0	1	1
Multi-Stolen Base Games	0	0	0	0

LAST 5 GAMES:

0-for-11 (.000)

LAST 10 GAMES:

2-for-23 (.087)

CURRENT HITTING STREAK:

--

CURRENT ON-BASE STREAK:

--

CAREER STATS

YEAR	AVG	GP	GS	AB	R	H	2B	3B	HR	RBI	TB	SLG%	BB	HBP	SO	GDP	OB%	SF	SH	SB	ATT	PO	A	E	FLD%
2021																									
2022	.264	34	12	53	9	14	5	0	4	8	31	.585	5	1	13	2	.339	0	2	0	0	174	19	3	.985
2023	.257	57	53	183	30	47	5	0	6	28	70	.383	22	2	45	4	.336	4	3	2	2	447	42	6	.988
2024	.211	55	52	166	28	35	6	0	9	27	68	.410	39	4	51	3	.371	1	3	0	0	474	45	8	.985
TOTAL	.239	146	117	402	67	96	16	0	19	63	169	.420	66	7	109	9	.352	5	8	2	2	1095	106	17	.986



DAVID BISHOP

INFIELDER

YR **JR** HT **6-3** WT **215** B/T **R/R**

HOMETOWN **MARIETTA, GA.**
PREV SCHOOL **TCU**

SEASON STATS

AVG/OBP/SLG	AB	R	H	HR	RBI	BB
.259/.314/.361	166	26	43	3	26	14

SB-ATT	W/RISP	W/2 OUTS	2-OUT RBI
13-13	11-46 (.239)	18-46 (.391)	9

NOTES

- 2022 Big 12 All-Freshman Team (TCU)
- Played two seasons at TCU, competing in 91 games with 85 starts
- Finished his career with the Horned Frogs with a slash line of .245/.333/.373
- Totaled 82 hits with 13 doubles, three triples, and eight home runs to go with 64 RBI and 43 walks
- February 28, 2003

CAREER STATS

YEAR	AVG	GP	GS	AB	R	H	2B	3B	HR	RBI	TB	SLG%	BB	HBP	SO	GDP	OB%	SF	SH	SB	ATT	PO	A	E	FLD%
2024	.259	54	47	166	26	43	6	1	3	26	60	.361	14	1	29	4	.314	4	2	13	13	355	20	0	1.000
TOTAL	.259	54	47	166	26	43	6	1	3	26	60	.361	14	1	29	4	.314	4	2	13	13	355	20	0	1.000

SEASON HIGHS

Category	Highs	Opponent (last time)	Date
H	4	TEXAS	3/28/24
RBI	3	vs. West Virginia	5/22/24
HR	1	(3x) at Northeastern	4/17/24
SB	3	(3x) BYU	5/18/24
BB	2	(2x) UMASS LOWELL	3/3/24
R	3	TEXAS	3/28/24

CAREER HIGHS

Category	Highs	Opponent (last time)	Date
H	4	TEXAS	3/28/24
RBI	3	vs. West Virginia	5/22/24
HR	1	(3x) at Northeastern	4/17/24
SB	3	(3x) BYU	5/18/24
BB	2	(2x) UMASS LOWELL	3/3/24
R	3	TEXAS	3/28/24

KEEPING TRACK

	2024	CAREER
Multi-Hit Games	10	10
4+-Hit Games	1	1
Multi-RBI Games	4	4
Multi-HR Games	0	0
Multi-Stolen Base Games	2	2

LAST 5 GAMES:

7-for-20 (.350)

LAST 10 GAMES:

9-for-38 (.237)

CURRENT HITTING STREAK:

6

CURRENT ON-BASE STREAK:

6

2024 TV/RADIO ROSTER

 0 JADEN PARSONS INF GR L/R 5-10 180 KELOWNA, BC, CANADA	 2 CADY KARL OF SO R/L 6-3 195 EDMOND, OKLA.	 3 DANNIEL RIVERA INF SR R/R 5-10 185 NEW BRITAIN, CONN.	 4 ORLANDO SALINAS, JR. INF SR L/R 6-0 195 CORPUS CHRISTI, TEXAS	 5 BRENDAN JONES OF JR L/L 5-10 175 GREENBRIER, TENN.	 6 MASON BUSS RHP SO R/R 5-11 190 PEWAWKEE, WIS.	 7 BRADY DAY INF R-JR L/R 6-0 190 HAMPSTEAD, N.H.	 8 NICK ENGLISH C/OF FR L/R 5-11 195 OLATHE, KAN.
 9 CHUCK INGRAM OF JR R/R 6-1 225 BELTON, MO.	 10 BLAKE DEAN RHP FR R/R 6-1 190 ACWORTH, GA.	 12 CAYDEN PHILLIPS C JR R/R 6-3 200 AMARILLO, TEXAS	 13 COLE WISENBAKER INF SO L/L 6-3 180 HOUSTON, TEXAS	 14 MICAH DEAN UTL FR R/R 6-1 165 RICHMOND, TEXAS	 15 KYAN LODICE INF/OF R-SO L/R 6-2 195 OMAHA, NEB.	 16 TYSON NEIGHBORS RHP JR R/R 6-2 220 ROYSE CITY, TEXAS	 18 MASON SCHWALBACH INF JR L/R 6-0 210 WOODSTOCK, ILL.
 22 KAELAN CULPPER INF JR R/R 6-0 190 MEMPHIS, TENN.	 23 TY RUHL RHP R-JR R/R 6-3 205 CAIRO, NEB.	 24 JAYDEN LOBLINER C SO R/R 5-10 195 ST. CHARLES, ILL.	 25 ROHAN PUTZ OF FR R/R 5-9 170 LOCH LLOYD, MO.	 26 OWEN BOEREMA LHP GR L/L 6-5 225 LITCHFIELD, MINN.	 27 BRADY STUEWE RHP JR L/R 6-2 215 TOPEKA, KAN.	 28 RAPHAEL PELLETIER C R-JR L/R 6-0 200 MASCOCHE, GB, CAN	 29 BEN ROSIN RHP JR R/R 6-4 220 SHOREVIEW, MINN.
 30 JACKSON WENTWORTH RHP R-SO R/R 6-1 210 URBANDALE, IOWA	 32 JAMES GUYETTE RHP FR R/R 6-3 215 NEWBURY PARK, CALIF.	 34 PRESTON MARTINEZ RHP JR R/R 6-1 180 SAN ANTONIO, TEXAS	 35 ANDREW EVANS RHP SO R/R 6-5 245 OLATHE, KAN.	 36 WILL GRIBUS LHP JR L/L 6-1 205 SAN JOSE, CALIF.	 37 SAM ROBERTS RHP JR R/R 6-2 170 SOUTH JORDAN, UTAH	 38 MATT LEE RHP FR R/R 6-0 205 PITTSFIELD, MASS.	 39 JOSH WINTROUB RHP GR R/R 6-3 230 LITTLETON, COLO.
 41 ADAM ARTER LHP FR L/L 6-3 175 ALTADENA, CALIF.	 44 DAVID BISHOP INF JR R/R 6-3 210 MARIETTA, GA.	 45 JACOB FROST LHP JR L/L 6-2 220 ST. LOUIS, MO.	 51 DYLAN BLAZER RHP FR R/R 6-5 215 SHAWNEE, KAN.	 99 JJ SLACK LHP GR R/L 5-10 185 LIBERTY, TEXAS			

COACHING/SUPPORT STAFF

 19 PETE HUGHES HEAD COACH 6TH SEASON	 21 AUSTIN WATES ASSOCIATE HEAD COACH 6TH SEASON	 42 RUDY DARROW PITCHING COACH 2ND SEASON	 THOMAS HUGHES ASSISTANT COACH 4TH SEASON	 RYAN CONNOLLY DIRECTOR OF BASEBALL OPERATIONS 6TH SEASON	 COLIN GREASER DIRECTOR OF PLAYER & PROGRAM DEVELOPMENT 8TH SEASON	 BLAINE BURRIS ATHLETIC TRAINER 10TH SEASON	 AJ KLOSS STRENGTH & CONDITIONING COACH 2ND SEASON
--	--	---	--	--	---	--	---