



# McNeese Baseball

## Game Notes



Gulf South Conference Champions: 1956 • SLC Regular Season Champions: 1988, 2000, 2006, 2017, 2022  
SLC Tournament Champions: 1993, 2003, 2019, 2021 • NCAA Regionals Appearances: 1988, 1993, 2000, 2003, 2019, 2021

Date	Opponent	W/L/Time
Feb. 16	at #8 Texas A&M	L, 0-15
Feb. 17	at #8 Texas A&M	L, 1-6
Feb. 18	at #8 Texas A&M	L, 0-10 (7 Inn.)
<b>Feb. 20</b>	<b>UL-Lafayette</b>	<b>L, 3-11</b>
<b>Feb. 23</b>	<b>New Mexico State</b>	<b>W, 2-1</b>
<b>Feb. 24</b>	<b>New Mexico State</b>	<b>W, 7-6</b>
<b>Feb. 25</b>	<b>New Mexico State</b>	<b>W, 11-8</b>
<b>Feb. 26</b>	<b>New Mexico State</b>	<b>W, 6-5</b>
<b>Feb. 28</b>	<b>Louisiana Tech</b>	<b>L, 4-13</b>
<b>Mar. 1</b>	<b>Prairie View</b>	<b>W, 8-7 (10 Inn.)</b>
<b>Mar. 2</b>	<b>Prairie View</b>	<b>W, 19-12</b>
<b>Mar. 3</b>	<b>Prairie View</b>	<b>W, 5-4</b>
Mar. 6	at Louisiana Christian	W, 6-5 (10 Inn.)
Mar. 8	at #2 Arkansas	3 p.m.
Mar. 9	at #2 Arkansas	2 p.m.
Mar. 10	at #2 Arkansas	1 p.m.
Mar. 12	at Southern	6 p.m.
Mar. 20	at UL-Lafayette	6 p.m.
<b>Mar. 22</b>	<b>Northwestern</b>	<b>6 p.m.</b>
<b>Mar. 23</b>	<b>Northwestern</b>	<b>2 p.m.</b>
<b>Mar. 24</b>	<b>Northwestern</b>	<b>12 p.m.</b>
<b>Mar. 26</b>	<b>Mississippi Valley State</b>	<b>6 p.m.</b>
<b>Mar. 28</b>	<b>Northwestern State*</b>	<b>6 p.m.</b>
<b>Mar. 29</b>	<b>Northwestern State*</b>	<b>2 p.m.</b>
<b>Mar. 30</b>	<b>Northwestern State*</b>	<b>2p.m.</b>
<b>Apr. 2</b>	<b>Alcorn</b>	<b>6 p.m.</b>
<b>Apr. 3</b>	<b>Alcorn</b>	<b>2 p.m.</b>
Apr. 5	at Lamar*	6 p.m.
Apr. 6	at Lamar*	5 p.m.
Apr. 7	at Lamar*	1 p.m.
Apr. 9	at #3 LSU	6:30 p.m.
<b>Apr. 12</b>	<b>UIW*</b>	<b>6 p.m.</b>
<b>Apr. 13</b>	<b>UIW*</b>	<b>2 p.m.</b>
<b>Apr. 14</b>	<b>UIW*</b>	<b>1 p.m.</b>
<b>Apr. 16</b>	<b>Sam Houston State</b>	<b>6 p.m.</b>
Apr. 19	at New Orleans*	6:30 p.m.
Apr. 20	at New Orleans*	2 p.m.
Apr. 21	at New Orleans*	1 p.m.
<b>Apr. 26</b>	<b>Southeastern*</b>	<b>6 p.m.</b>
<b>Apr. 27</b>	<b>Southeastern*</b>	<b>2 p.m.</b>
<b>Apr. 28</b>	<b>Southeastern*</b>	<b>1 p.m.</b>
May 1	at Houston	6:30 p.m.
May 3	at Texas A&M-Corpus Christi*	6 p.m.
May 4	at Texas A&M-Corpus Christi*	2 p.m.
May 5	at Texas A&M-Corpus Christi*	1 p.m.
<b>May 7</b>	<b>Southern</b>	<b>6 p.m.</b>
<b>May 10</b>	<b>HCU*</b>	<b>6 p.m.</b>
<b>May 11</b>	<b>HCU*</b>	<b>2 p.m.</b>
<b>May 12</b>	<b>HCU*</b>	<b>2 p.m.</b>
<b>May 14</b>	<b>Texas State</b>	<b>6 p.m.</b>
May 16	at Nicholls*	6:30 p.m.
May 17	at Nicholls*	6:30 p.m.
May 18	at Nicholls*	1 p.m.
May 22-25	SLC Tournament	TBA

**Home Contest:** \*Conference Game; \*\*SLC Tournament Game; All times subject to change

## Series Overview



# VS



McNeese Cowboys	#2 Arkansas Razorbacks
2024 Record (SLC) 8-5 (0-0)	2024 Record (SEC) 10-2 (0-0)
Head Coach Justin Hill	Head Coach Dave Van Horn
Record at McNeese (Year) 309-246 (11th)	Record at Arkansas (Year) 849-443 (22nd)
Career Record (Year) Same	Career Record (Year) 1,220-611 (31st)
Probable Pitchers	Probable Pitchers
Saturday (DH): RHP Zach Voss (0-2)	Saturday (DH): LHP Hagen Smith (1-0)
Saturday (DH): TBA	Saturday (DH): RHP Brady Tygart (2-0)
Sunday: TBA	Sunday: LHP Mason Molina (2-0)

## Series Preview

- McNeese and Arkansas have met nine times before with the Razorbacks holding a 6-3 all-time advantage.
- All three of the Cowboys' victories have come on the road with the last coming on March 1, 2011 in an 8-6 final.
- In the last two games, the teams have each earned a run apiece.
- The Pokes have tallied 42 runs for an average of 4.67 runs per game.
- This is the first time either team would be ranked while facing off against each other.

## McNeese Notes

- The Cowboys have won eight of their last nine matchups, falling only to Louisiana Tech in the timespan.
- Westenburg is second amongst the Southland in doubles and sits sixth in the nation with eight on the season, just four behind the nation's leader at Texas Tech.
- Westenburg carries a 10-game hitting streak into the series against Arkansas.
- The blue and gold sit 55th in the nation with 125 hits on the season and fourth in the SLC as Nicholls leads the conference and nation with 181.
- The team's 31 doubles put them 21st at the highest level of collegiate baseball.
- Hitting 2-for-4 against LCU, Cole Plowman became the 10th unique Cowboy to earn a multi-hit game this season.
- Chase Keeton has reached base in 12 consecutive games this season with Westenburg just behind him with 10.
- The Cowboys have earned at least six hits in 12 of 13 games this season.
- The Cowboys have 23 returners on the squad with 17 newcomers for the season.
- McNeese has made 11 straight appearances in the SLC Tournament, qualifying each year under the tutelage of Coach Hill.
- With eight appearances under his belt, Kainin Morrow sits tied for fourth in the nation for most pitching appearances.
- Morrow is further fourth in the nation and atop the conference in victories, collecting three on the mound.

# McNeese Baseball

## Scouting the Opponent

- Arkansas is riding a six-game win streak into the weekend against the blue and gold.
- The Razorbacks' most notable victory is a 5-4 win over seventh-ranked Oregon State.
- The team's lone two losses have come against JMU and Oklahoma State.
- McNeese is the only Southland conference opponent Arkansas will face this season.
- \* Arkansas is 8-1 when playing at Baum-Walker Stadium.
- Five members of the squad are batting .300 or better led by Jared Sprague-Lott.

## Last Time Out

- McNeese defeated Louisiana Christian 6-5 for its first road victory of the season.
  - The Pokes earned eight hits in the performance.
  - McNeese claimed its second straight weekend series against Prairie View one week after sweeping New Mexico State.
  - Braden Duhon batted .571 against the Panthers, hitting 8-for-14 with three doubles, a triple, and five RBIs.
  - Peyton LeJeune hits 3-for-5 with two home runs and a double for a career-high seven RBIs. He came one RBI short of tying the program record.
- Two of the three games came down to one run, making it five one-run games for the Cowboys.

## Season Hits

- McNeese swept New Mexico State 4-0 during its home opening weekend and Prairie View a week later 3-0.
- Excluding the games against McNeese, the Cowboys' opponents have a combined record of 52-17 for a winning percentage of .754.
- After batting .579 with six doubles and a home run for eight RBIs through four games, Conner Westenburg was named the SLC Hitter of the Week during the second week of the season. His slugging percentage reached 1.053 during the same timespan.
- Over the course of the season, the Pokes are scheduled to face three teams ranked in the Top 10 in the nation by D1Baseball. (Texas A&M 8, Arkansas 2, LSU 3)
- The three ranked opponents is the most since 2016 when the Cowboys faced four, playing Houston, UL-Lafayette, LSU, and Lamar.

## INTERVIEW POLICY

Players and coaches will be available for interviews throughout the week, except on game days. All interview requests must be made through Assistant Director of Athletic Communications Taylor Riemersma (triemersma@mcneese.edu), preferably with a 24-hour notice. On game days, interviews will be conducted on the field approximately 5-10 minutes after conclusion of the game. Please present any requests to media staff prior to the end of the game.

## QUICK HITS

### University Information

Location	Lake Charles, LA
Founded	1939
Enrollment	7,252
Nickname	Cowboys
Affiliation	NCAA Division I
Conference	Southland
Home Facility	Joe Miller Ballpark "The Jeux"
President	Dr. Daryl Burckel
Athletic Director	Heath Schroyer
Senior Associate AD/SWA	Bridget Martin
Assistant AD for Game Operations	Connor Bean
Assistant AD for Athletics Facilities	Kolby Carter
Dir. of Marketing & Fan Engagement	Michael McLaughlin
Asst. Dir. of Student Athlete Services	Sandi Rodriguez

### Coaching Staff

Head Coach	Justin Hill
Alma Mater	LSU, 2002
Record at McNeese State	301-244-0
Career Record	301-244-0
Assistant Head Coach	Jimmy Ricklefsen
Alma Mater	McNeese, 1986
Assistant Coach	Mikey Hoehner
Alma Mater	Texas A&M, 2021
Assistant Coach	Miles Durham
Alma Mater	UT Arlington

### Team Information

2023 Overall Record	35-23
Home Record	25-12
Away/Neutral Record	10-11/0-0
2023 Conference Record/Finish	12-12/5th Place
2023 SLC Tournament	2-2
Letterwinners Returning	23
Newcomers	17

### 2023 SLC Team Stats

Batting Average	.274 (6th)
Earned Run Average	4.29 (2nd)
Hits	368 (3rd)
Strikeouts	456 (2nd)
Saves	13 (T-2nd)

### Program History

First Year of Baseball	1953
All-Time Record	1,629-1,607-8
Years in SLC Tournament	21
Gulf South Conference Championships	1 (1956)
Southland Conference Championships	5 (1988, 2000, 2006, 2017, 2022)
Southland Conference Tournament Championships	4 (1993, 2003, 2019, 2021)
Years in NCAA Tournament	6 (1988, 1993, 2000, 2003, 2019, 2021)
Last Postseason Opponent/Year	2021 Oregon St. at NCAA Forth Worth Regional

# McNeese Baseball

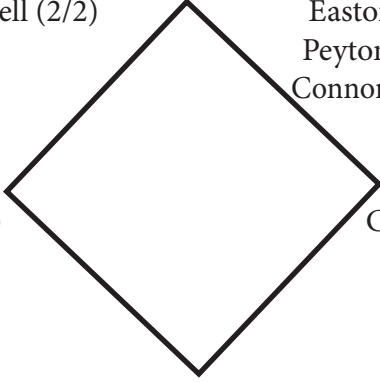
## 2024 Statistical Comparison



.282	AVG.	.285
444	AB	400
72	R	89
125	H	114
31	2B	26
4	3B	1
12	HR	11
64	RBI	81
.450	SLG%	.438
49	BB	71
121	SO	73
.381	OB%	.409
15-21	SB-ATT	13-15
6.67	ERA	2.82
5	SV	7
78	BB	33
120	SO	174
.969	FLD%	.969
15	E	13



## Games by Position (Played/Started)

<b>Left Field:</b> Conner Westenburg (6/6) Cooper Hext (7/7)	<b>Center Field:</b> Cooper Hext (6/6) Conner Westenburg (7/7)	<b>Right Field:</b> Braden Duhon (13/13) Cole Plowman (1/0)
<b>Shortstop:</b> Connor Schneider (12/11) Easton Dowell (2/2)		
<b>Third Base:</b> Peyton LeJeune (10/10) Gage Trahan (6/3)		<b>Second Base:</b> Braley Hollins (4/4) Easton Dowell (6/5) Peyton LeJeune (3/3) Connor Schneider (1/1)
	<b>Catcher:</b> Grant Mangrum (10/9) Parker Stroh (5/4) Ben David (3/0)	<b>First Base:</b> Chase Keeton (13/13)

**Designated Hitter:**  
Simon Larranaga (8/8)  
Parker Stroh (3/2)  
Dean Bittner (1/1)  
Grant Mangrum (1/1)  
Cole Plowman (2/2)  
Ben David (1/0)

**Pitchers:**  
Alexis Gravel (3/3)  
Zach Voss (3/3)  
Caleb Strmiska (4/3)  
Cameron LeJeune (6/1)  
Ty Abraham (4/3)  
Brock Barthelemy (4/0)  
David Carr (1/0)  
Clay Kennedy (3/0)  
Evan Maldonado (5/0)  
JT Moeller (5/0)  
Kainin Morrow (8/0)  
Marcus Mott (1/0)  
Kohl Navarre (1/0)  
Brian Shadrick (1/0)  
Max Swenson (3/0)

## 2024 Southland Conference Standings

School	Conf	CPCT	Overall	Pct	Home	Away	Neutral	Streak
Nicholls	-	-	13-3	.812	11-1	1-2	1-0	W2
UIW	-	-	10-4	.714	9-1	1-3	0-0	W2
New Orleans	-	-	8-4	.667	7-3	1-1	0-0	W4
Southeastern	-	-	9-5	.643	5-2	3-2	1-1	L1
Lamar	-	-	7-4	.636	2-1	0-3	5-0	W1
<b>McNeese</b>	-	-	8-5	.615	7-2	1-3	0-0	W4
HCU	-	-	7-6	.538	7-3	0-2	0-1	W3
Texas A&M-Corpus Christi	-	-	7-8	.467	3-5	2-2	2-1	W3
Northwestern State	-	-	4-9	.308	2-6	0-1	2-2	L2

# McNeese Baseball

## NUMERICAL ROSTER

No.	Name	Pos.	B/T	Ht.	Wt.	Yr.	Hometown (Previous School)
0	Braden Duhon	UTL	L/R	5-10	165	Sr.	Moss Bluff, La. (Louisiana Tech)
2	Cooper Hext	OF	L/L	6-2	185	Sr.	DeQuincy, La. (DeQuincy HS)
6	Connor Schneider	INF	R/R	6-0	186	Jr.	Papillion, Neb. (South Mountain CC)
8	Braley Hollins	INF	R/R	6-0	175	R-So.	Allen, Texas (McLennan CC)
9	Grant Mangrum	C	R/R	6-1	200	Jr.	Sterlington, La. (LSU-Eunice)
10	Peyton LeJeune	INF	S/R	6-0	194	Sr.	Church Point, La. (UL-Lafayette)
11	Jordan Thompson	INF	R/R	6-2	188	Jr.	Moss Bluff, La. (Nicholls)
12	Gage Trahan	INF	L/R	5-9	184	Fr.	Sulphur, La. (Sulphur HS)
13	Daelan Caraway	RHP	R/R	6-0	230	Gr.	Missouri City, Texas (Jackson State)
14	Parker Stroh	C	L/R	6-0	208	Sr.	Grand Forks, ND (Wabash Valley College)
15	Conner Westenburg	OF	R/R	6-0	180	Jr.	Porter, Texas (Porter HS)
16	Chase Keeton	OF/1B	R/R	6-2	190	R-Sr.	Waco, Texas (Murray State CC)
18	Isaac Duplechain	RHP	R/R	5-10	175	Sr.	Lake Charles, La. (Barbe HS)
20	Easton Dowell	INF	R/R	5-10	160	R-Fr.	Aransas Pass, Texas (Gregory Portland HS)
21	Evan Maldonado	RHP	R/R	6-0	200	Jr.	Mission, Texas (Navarro JC)
22	Cole Plowman	OF	L/R	6-2	202	Jr.	Fort Worth, Texas (Wichita St.)
24	Simon Larranaga	INF	R/R	6-3	223	Jr.	Mont Belvieu, Texas (Temple College)
25	Ty Abraham	RHP	R/R	6-2	220	R-Sr.	Sugarland, Texas (Paris CC)
26	Elliot Hebert	OF/1B	L/R	6-2	190	Sr.	Rayne, La. (Baton Rouge CC)
28	Dean Bittner	UTL	R/R	6-2	175	Sr.	Pheonix, Ariz. (Mesa CC)
29	Alexis Gravel	LHP	L/L	6-1	200	Jr.	Repentigny, Canada (Weatherford College)
30	Paul Coppinger	RHP	R/R	6-6	265	Jr.	El Paso, Texas (New Mexico JC)
31	Tyler Brown	LHP	L/L	5-10	175	Sr.	Jasper, Texas (Panola CC)
32	Kainin Morrow	RHP	R/R	6-0	210	Sr.	Sulphur, La. (Paris CC)
33	Greyson Christian	RHP	R/R	6-5	230	Jr.	Azle, Texas (Seminole St.)
34	Caleb Strmiska	RHP	R/R	6-9	200	So.	Georgetown, Texas (Texas A&M- Int.)
35	Cade Hart	RHP	R/R	6-1	185	Sr.	Shreveport, La. (LSU-E)
36	JT Moeller	RHP	R/R	6-1	200	Sr.	San Antonio, Texas (Texas A&M-CC)
37	Clay Kennedy	RHP	R/R	6-3	210	R-Jr.	Frankston, Texas (Alvin CC)
38	Brian Shadrick	RHP	R/R	6-3	175	Sr.	Belton, Texas (Temple CC)
39	David Carr	LHP	L/L	6-0	175	Sr.	Flower Mound, Texas (Northern Oklahoma-Tonkawa CC)
40	Max Swenson	RHP	R/R	6-3	200	Jr.	San Antonio, Tx. (New Mexico JC)
41	Cooper Devall	C	R/R	5-9	210	Fr.	Sulphur, La. (Sulphur HS)
43	Zach Voss	RHP	R/R	6-2	210	Sr.	Iberia, Mo. (Crowder CC)
45	Marcus Mott	RHP	R/R	5-10	160	R-Jr.	Moss Bluff, La. (Temple CC)
46	Brock Barthelemy	RHP	R/R	6-0	190	Sr.	Gonzales, La. (LSU-Eunice)
47	Kohl Navarre	RHP	R/R	6-2	205	Fr.	Sulphur, La. (Sulphur HS)
48	Ben David	C	R/R	5-11	200	Sr.	Lake Charles, La. (Barbe HS)
50	Cameron LeJeune	RHP	R/R	6-4	215	R-Jr.	Sulphur, La. (Sulphur HS)
88	Luke Steward	RHP	R/R	6-2	165	So.	College Station, Texas (College Station HS)

## Roster by Class

### Graduate Student

Daelan Caraway

### Senior

Ty Abraham (R-Sr.)  
 Brock Barthelemy  
 Dean Bittner  
 Tyler Brown  
 David Carr  
 Ben David  
 Braden Duhon  
 Isaac Duplechain  
 Cade Hart  
 Elliot Hebert  
 Cooper Hext  
 Chase Keeton (R-Sr.)  
 Peyton LeJeune  
 JT Moeller  
 Kainin Morrow  
 Brian Shadrick  
 Parker Stroh  
 Zach Voss

### Junior

Greyson Christian  
 Paul Coppinger  
 Alexis Gravel  
 Clay Kennedy (R-Jr.)  
 Simon Larranaga  
 Cameron LeJeune (R-Jr.)  
 Evan Maldonado  
 Grant Mangrum  
 Marcus Mott (R-Jr.)  
 Cole Plowman  
 Connor Schneider  
 Max Swenson  
 Jordan Thompson  
 Conner Westenburg

### Sophomore

Braley Hollins (R-So.)  
 Luke Steward  
 Caleb Strmiska

### Freshman

Cooper Devall  
 Aeston Dowell (R-Fr.)  
 Kohl Navarre  
 Gage Trahan

## Baseball & Support Staff

### Baseball Staff

Justin Hill, Head Coach (11th Season)  
 Jimmy Ricklefsen, Assistant Head Coach (8th Season)  
 Mikey Hoehner, Assistant Coach (2nd Season)  
 Miles Durham, Assistant Coach (1st Season)  
 Jack Gates, Director of Player Development (1st Season)  
 Student Managers: Ben Wellens, Andrew Smith

### Support Staff

Richard Boni, Sr. Associate Director of Sports Performance  
 Matt Fontenot, Senior Associate AD (BSB Administrator)  
 Liz Kingham, Mobility Specialist  
 Joshua Paul, Assistant Athletic Trainer  
 Taylor Riemersma, Asst. Director of Sports Communications  
 Sandi Rodriguez, Asst. Director of Student-Athlete Services

## Pronunciation Guide

Alexis - Alexee  
 Daelan - Daylan  
 David - Dah-veed  
 Braden Duhon - Bray-den Do-hon  
 Duplechain - Duple-shan  
 Hebert - Haybert  
 Larranaga - Larr-uh-nah-guh  
 LeJeune - Le-jzune  
 Mangrum - Maingrum  
 Moeller - Miller  
 Navarre - Nuh-var (as in far)  
 Strmiska - Struh-mis-ka  
 Trahan - Trey-hon



# McNeese Baseball

## MEDIA ROSTER



**#0 Braden  
DUHON**  
UTL | Sr. | L/R  
Moss Bluff, LA



**#2 Cooper  
HEXT**  
OF | Sr. | OF  
DeQuincy, LA



**#6 Connor  
SCHNEIDER**  
INF | Jr. | R/R  
Papillion, NE



**#8 Braley  
HOLLINS**  
INF | R-So. | R/R  
Allen, TX



**#9 Grant  
MANGRUM**  
C | Jr. | R/R  
Sterlington, LA



**#10 Peyton  
LeJEUNE**  
INF | Sr. | S/R  
Church Point, LA



**#11 Jordan  
THOMPSON**  
INF | Jr. | R/R  
Lumberton, TX



**#12 Gage  
TRAHAN**  
INF | Fr. | L/R  
Lumberton, TX



**#13 Dealan  
CARAWAY**  
RHP | Gr. | R/R  
Missouri City, TX



**#14 Parker  
STROH**  
C | Sr. | L/R  
Grand Forks, ND



**#15 Conner  
WESTENBURG**  
OF | Jr. | R/R  
Porter, TX



**#16 Chase  
KEETON**  
OF/1B | R-Sr. | R/R  
Waco, TX



**#18 Isaac  
DUPLCHAIN**  
RHP | Sr. | R/R  
Lake Charles, LA



**#20 Easton  
DOWELL**  
INF | R-Fr. | R/R  
Aransas Pass, TX



**#21 Evan  
MALDONADO**  
RHP | Jr. | R/R  
Mission, TX



**#22 Cole  
PLOWMAN**  
OF | Jr. | L/R  
Fort Worth, TX



**#24 Simon  
LARRANAGA**  
INF | Jr. | R/R  
Mont Belvieu, TX



**#25 Ty  
ABRAHAM**  
RHP | R-Sr. | R/R  
Sugarland, TX



**#26 Elliot  
HEBERT**  
OF/1B | Sr. | L/R  
Rayne, LA



**#28 Dean  
BITTNER**  
UTL | Sr. | R/R  
Pheonix, AZ



**#29 Alexis  
GRAVEL**  
LHP | Jr. | L/L  
Repentigny, Canada



**#30 Paul  
COPPINGER**  
RHP | Jr. | R/R  
El Paso, TX



**#31 Tyler  
BROWN**  
LHP | Sr. | L/L  
Jasper, TX



**#32 Kainin  
MORROW**  
RHP | Sr. | R/R  
Sulphur, LA



**#33 Greyson  
CHRISTIAN**  
RHP | Jr. | R/R  
Azle, TX



**#34 Caleb  
STRMISKA**  
RHP | So. | R/R  
Georgetown, TX



**#35 Cade  
HART**  
RHP | Sr. | R/R  
Shreveport, LA



**#36 JT  
MOELLER**  
RHP | Sr. | R/R  
San Antonio, TX



**#37 Clay  
KENNEDY**  
RHP | R-Jr. | R/R  
Frankston, TX




**#38 Brian  
SHADRICK**  
RHP | Sr. | R/R  
Tomball, TX



**#39 David  
CARR**  
LHP | Sr. | L/L  
Flower Mound, TX



**#40 Max  
SWENSON**  
RHP | Jr. | R/R  
San Antonio, TX



**#41 Cooper  
DEVAL**  
C | Fr. | R/R  
Sulphur, LA



**#43 Zach  
VOSS**  
RHP | Sr. | R/R  
Iberia, MO



**#45 Marcus  
MOTT**  
RHP | R-Jr. | R/R  
Moss Bluff, LA



**#46 Brock  
BARTHELEMY**  
RHP | Sr. | R/R  
Gonzales, LA



**#47 Kohl  
NAVARRE**  
RHP | Fr. | R/R  
Sulphur, LA



**#48 Ben  
DAVID**  
C | Sr. | R/R  
Lake Charles, LA



**#50 Cameron  
LeJEUNE**  
RHP | R-Jr. | R/R  
Sulphur, LA



**#88 Luke  
STEWARD**  
RHP | So. | R/R  
College Station, TX

# McNeese Baseball

## The Hill File



### Awards & Accomplishments

- Winningest Coach in Program History (301 career wins)
- 2017, 2022 Clay Gould Southland Conference Coach of the Year
- 2017, 2022 Southland Conference Champions
- 2019, 2021 Southland Conference Tournament Champion
- 2019, 2021 NCAA Regionals Appearances
- Overseen 14 MLB Draft Picks
- Six All-Americans
- 34 All-Southland Conference Selections
- Three SLC Pitchers of the Year, One SLC Relief Pitcher of the Year
- One SLC Player of the Year, One SLC Hitter of the Year
- One ABCA/Rawlings Gold Glove Award Winner

### Hill Year-by-Year

Season	--Overall--			---Conference---			Conf. Finish
	W	L	T	W	L	T	
2014	30	28	0	17	14	0	7th
2015	32	25	0	18	12	0	4th
2016	31	25	0	15	15	0	6th
2017	37	20	0	22	8	0	1st
2018	25	33	0	14	17	0	6th
2019	35	26	0	16	14	0	5th
2020*	10	7	0	-	-	-	---
2021	32	30	0	21	18	0	7th
2022	34	23	0	15	9	0	1st
2023	35	23	0	12	12	0	5th
2024	8	5	0	0	0	0	
Total	309	246	0	150	119	0	

One of the Deans of the coaching fraternity in the Southland Conference, Justin Hill enters 11th season at the helm of the McNeese Cowboys in 2024. He recently had a three-peat in SLC championship seasons from 2019-21, claiming four Southland titles in six seasons.

During the 2023 campaign, Hill recorded his 300th victory on May 23, surpassing Tony Robichaux's former mark of 263 set on May 20, 2022. Entering the 2024 season with 301 all-time wins, Hill is looking to add more hardware to a trophy case that already includes two SLC Coach of the Year Awards (2017, 2022), two SLC Tournament Championships (2019, 2021) and two SLC regular season titles (2017, 2022).

His teams have won 30 or more games in eight of his 10 years with one season, 2020, cut short due to the Covid pandemic. Most recently, Hill guided the Cowboys to a 35 win season in 2023. In his first season in 2014, Hill guided the Cowboys to 30 wins and followed that up with three more 30-win seasons to become the first coach in school history to win at least 30 games in his first four seasons. By doing so, he became the second-fastest coach in program history to tally 60+ wins in his first two seasons.

Hill quickly made a name for himself in his initial season after becoming the first head coach since Mike Bianco in 1998 to win 30 or more games in his first season as the skipper for the Cowboys. He also was the first coach since Todd Butler to win in his debut, defeating Chicago State. Five school records, six NCAA records and one Southland Conference record were either tied or broken by Hill's first McNeese team.

Throughout his young career, Hill has coached or recruited 38 players that have gone on to play in the professional ranks (31 drafted and 5 signing as free agents), 12 All-Americans, two conference players of the year, a conference hitter of the year, two NCBWA Stoppers of the Year, a conference pitcher of the year, relief pitcher of the year, freshman of the year, conference tournament MVP, and a Louisiana pitcher of the year.

Hill's accomplishments at McNeese include defeating six nationally-ranked opponents during his tenure as skipper. One notable victory came in the form of a 7-0 shutout of Hill's alma matter at LSU in Baton Rouge. Spanning from 2019-2022, he oversaw a 12-game win streak in the Southland Conference Tournament, going 4-0 in 2019 and 2021 (no 2020 tournament) before winning four more in the 2022 championships before falling to the SLC Tournament Champion Southeastern.

Prior to joining the Pokes, Hill made stops at West Monroe High School as an assistant, Northwestern State, LSU, Sam Houston State, Southeastern, and UL-Monroe before making his head coaching debut.

Hill began his playing career at Mississippi Delta Community College before transferring to Bossier Parish Community College. During his playing days, Hill pitched at LSU for the legendary Skip Bertman. A two-year letterwinner and academic All-SEC performer in 2001, Hill was also part of the Tigers' 2001 and 2002 NCAA Regional Championship teams. Hill appeared in 19 games in his final season at LSU, throwing 19 innings while compiling a 1-1 record with two saves and 27 strikeouts before a shoulder injury ended his season.

Hill has learned from some of the best head coaches in college baseball, including legendary coaches Skip Bertman and Mark Johnson, former Southeastern Louisiana head coach Jay Artigues, and Mitch Gaspard.

The West Monroe native graduated from LSU in 2002 and earned his master's degree from Northwestern State in 2005. Hill is married to the former Melissa Rawls. The couple has two daughters Lily and Rylie.



**Jimmy Ricklesen**  
Assistant Head Coach



**Mikey Hoehner**  
Assistant Coach



**Miles Durham**  
Assistant Coach



# McNeese Baseball



## #0 Braden Duhon

UTL | L/R | 5-10 | 165 | Sr. | Moss Bluff, La.

### Season Highs

Hits: 4  
Doubles: 2  
Triples: 1  
Home Runs: 0  
Runs Scored: 2

### Season Highs

RBIs: 3  
Stolen Bases: 2  
Assists: 1  
Putouts: 4



## #2 Cooper Hext


OF | L/L | 6-2 | 175 | Sr. | DeQuincy, La.

### Season Highs

Hits: 3  
Doubles: 1  
Triples: 1  
Home Runs: 0  
Runs Scored: 2

### Season Highs

RBIs: 2  
Stolen Bases: 1  
Assists: 1  
Putouts: 6



## #6 Connor Schneider

INF | R/R | 5-10 | 185 | Jr. | Papillion, Neb.

### Season Highs

Hits: 3  
Doubles: 1  
Triples: 0  
Home Runs: 0  
Runs Scored: 1

### Season Highs

RBIs: 2  
Stolen Bases: 1  
Assists: 5  
Putouts: 3



## #8 Braley Hollins

INF | R/R | 6-0 | 175 | R-So. | Allen, Texas

### Season Highs

Hits: 2  
Doubles: 0  
Triples: 0  
Home Runs: 0  
Runs Scored: 0

### Season Highs

RBIs: 0  
Stolen Bases: 1  
Assists: 4  
Putouts: 2



## #9 Grant Mangrum

C | R/R | 6-1 | 200 | Jr. | Sterlington, La.

### Season Highs

Hits: 2  
Doubles: 1  
Triples: 1  
Home Runs: 0  
Runs Scored: 2

### Season Highs

RBIs: 2  
Stolen Bases: 0  
Assists: 1  
Putouts: 13

# McNeese Baseball



**#10 Peyton LeJeune** INF | S/R | 6-0 | 194 | Sr. | Church Point, La.

## Season Highs

Hits: 3  
Doubles: 1  
Triples: 0  
Home Runs: 2  
Runs Scored: 3

## Season Highs

RBIs: 7  
Stolen Bases: 1  
Assists: 6  
Putouts: 4



**#11 Jordan Thompson** INF | R/R | 6-1 | 172 | Jr. | Moss Bluff, La.

## Season Highs

Hits: N/A  
Doubles: N/A  
Triples: N/A  
Home Runs: N/A  
Runs Scored: N/A

## Season Highs

RBIs: N/A  
Stolen Bases: N/A  
Assists: N/A  
Putouts: N/A



**#12 Gage Trahan** INF | L/R | 5-9 | 184 | Fr. | Sulphur, La.

## Season Highs

Hits: 1  
Doubles: 0  
Triples: 0  
Home Runs: 1  
Runs Scored: 2

## Season Highs

RBIs: 1  
Stolen Bases: 0  
Assists: 2  
Putouts: 0



**#13 Daelan Caraway** RHP | R/R | 6-0 | 230 | Gr. | Missouri City, Texas

## Season Highs

IP: N/A  
Strikeouts: N/A  
Walks (Low): N/A  
Hits (Low): N/A



**#14 Parker Stroh** C | L/R | 6-0 | 208 | Sr. | Grand Falls, ND

## Season Highs

Hits: 2  
Doubles: 1  
Triples: 0  
Home Runs: 0  
Runs Scored: 1

## Season Highs

RBIs: 1  
Stolen Bases: 0  
Assists: 2  
Putouts: 12



# McNeese Baseball



## #15 Conner Westenburg OF | R/R | 6-0 | 180 | Jr. | Porter, Texas

### Season Highs

Hits: 3  
Doubles: 2  
Triples: 0  
Home Runs: 2  
Runs Scored: 3

### Season Highs

RBI's: 4  
Stolen Bases: 1  
Assists: 1  
Putouts: 5



## #16 Chase Keeton OF/1B | R/R | 6-2 | 190 | R-Sr. | Waco, Texas

### Season Highs

Hits: 3  
Doubles: 1  
Triples: 0  
Home Runs: 0  
Runs Scored: 3

### Season Highs

RBI's: 1  
Stolen Bases: 1  
Assists: 1  
Putouts: 16



## #18 Isaac Duplechain RHP | R/R | 5-10 | 175 | Sr. | Lake Charles, La.

### Season Highs

IP: N/A  
Strikeouts: N/A  
Walks (Low): N/A  
Hits (Low): N/A




## #20 Easton Dowell INF | R/R | 5-10 | 160 | R-Fr. | Aransas Pass, Texas

### Season Highs

Hits: 3  
Doubles: 1  
Triples: 0  
Home Runs: 1  
Runs Scored: 2

### Season Highs

RBI's: 2  
Stolen Bases: 1  
Assists: 5  
Putouts: 3



## #21 Evan Maldonado RHP | R/R | 6-0 | 200 | Jr. | Mission, Texas

### Season Highs

IP: 2.1  
Strikeouts: 2  
Walks (Low): 0  
Hits (Low): 0

# McNeese Baseball



## #22 Cole Plowman OF | L/R | 6-2 | 202 | Jr. | Fort Worth, Texas

### Season Highs

Hits: 2  
Doubles: 0  
Triples: 0  
Home Runs: 1  
Runs Scored: 2

### Season Highs

RBI's: 2  
Stolen Bases: 0  
Assists: 0  
Putouts: 2



## #24 Simon Larranaga INF | R/R | 6-3 | 223 | Jr. | Mont Belvieu, Texas

### Season Highs

Hits: 3  
Doubles: 1  
Triples: 0  
Home Runs: 1  
Runs Scored: 2

### Season Highs

RBI's: 1  
Stolen Bases: 0  
Assists: 0  
Putouts: 0



## #25 Ty Abraham RHP | R/R | 6-2 | 220 | R-Sr. | Sugarland, Texas

### Season Highs

IP: 5.0  
Strikeouts: 6  
Walks (Low): 1  
Hits (Low): 0



## #26 Elliot Hebert OF/1B | L/R | 6-2 | 190 | Sr. | Rayne, La.

### Season Highs

Hits: N/A  
Doubles: N/A  
Triples: N/A  
Home Runs: N/A  
Runs Scored: N/A

### Season Highs

RBI's: N/A  
Stolen Bases: N/A  
Assists: N/A  
Putouts: N/A



## #28 Dean Bittner UTL | R/R | 6-2 | 175 | Sr. | Pheonix, Ariz.

### Season Highs

Hits: 0  
Doubles: 0  
Triples: 0  
Home Runs: 0  
Runs Scored: 1

### Season Highs

RBI's: 0  
Stolen Bases: 1  
Assists: 0  
Putouts: 0

# McNeese Baseball



**#29 Alexis Gravel** LHP | L/L | 6-1 | 200 | Jr. | Repentigny, Canada

## Season Highs

IP: 5.0  
Strikeouts: 8  
Walks (Low): 1  
Hits (Low): 2



**#30 Paul Coppinger** RHP | R/R | 6-6 | 265 | Jr. | El Paso, Texas

## Season Highs

IP: N/A  
Strikeouts: N/A  
Walks (Low): N/A  
Hits (Low): N/A



**#31 Tyler Brown** LHP | L/L | 5-10 | 175 | Sr. | Jasper, Texas

## Season Highs

IP: N/A  
Strikeouts: N/A  
Walks (Low): N/A  
Hits (Low): N/A



**#32 Kainin Morrow** RHP | R/R | 6-0 | 210 | Sr. | Sulphur, La.

## Season Highs

IP: 4.1  
Strikeouts: 6  
Walks (Low): 0  
Hits (Low): 0



**#33 Greyson Christian** RHP | R/R | 6-5 | 230 | Jr. | Azle, Texas

## Season Highs

IP: N/A  
Strikeouts: N/A  
Walks (Low): N/A  
Hits (Low): N/A



# McNeese Baseball



**#34 Caleb Strmiska** RHP | R/R | 6-9 | 200 | So. | Georgetown, Texas

Season Highs

IP: 4.1  
Strikeouts: 3  
Walks (Low): 1  
Hits (Low): 3




**#35 Cade Hart**

RHP | R/R | 6-1 | 185 | Sr. | Shreveport, La.

Season Highs

IP: N/A  
Strikeouts: N/A  
Walks (Low): N/A  
Hits (Low): N/A



**#36 JT Moeller**

RHP | R/R | 6-1 | 200 | Sr. | San Antonio, Texas

Season Highs

IP: 3.0  
Strikeouts: 4  
Walks (Low): 0  
Hits (Low): 1



**#37 Clay Kennedy**

RHP | R/R | 6-3 | 200 | Sr. | Frankston, Texas

Season Highs

IP: 1.0  
Strikeouts: 1  
Walks (Low): 0  
Hits (Low): 0



**#38 Brian Shadrick**

RHP | R/R | 6-3 | 175 | Sr. | Belton, Texas

Season Highs

IP: 1.2  
Strikeouts: 1  
Walks (Low): 3  
Hits (Low): 2

# McNeese Baseball



## #39 David Carr

LHP | L/L | 6-0 | 175 | Sr. | Flower Mound, Texas

### Season Highs

IP: 1.0  
Strikeouts: 0  
Walks (Low): 0  
Hits (Low): 0




## #40 Max Swenson

RHP | R/R | 6-3 | 200 | Jr. | San Antonio, Texas

### Season Highs

IP: 2.0  
Strikeouts: 4  
Walks (Low): 0  
Hits (Low): 1



## #41 Cooper Devall

C | R/R | 5-9 | 210 | Fr. | Sulphur, La.

### Season Highs

Hits: N/A  
Doubles: N/A  
Triples: N/A  
Home Runs: N/A  
Runs Scored: N/A

### Season Highs

RBIs: N/A  
Stolen Bases: N/A  
Assists: N/A  
Putouts: N/A



## #43 Zach Voss

RHP | R/R | 6-2 | 210 | Sr. | Iberia, Mo.

### Season Highs

IP: 5.2  
Strikeouts: 7  
Walks (Low): 2  
Hits (Low): 4



## #45 Marcus Mott

RHP | R/R | 5-10 | 160 | R-Jr. | Moss Bluff, La.

### Season Highs

IP: 1.0  
Strikeouts: 1  
Walks (Low): 1  
Hits (Low): 2

# McNeese Baseball



**#46 Brock Barthelemy** RHP | R/R | 6-0 | 190 | Sr. | Gonzales, La.

Season Highs

IP: 3.0  
Strikeouts: 3  
Walks (Low): 0  
Hits (Low): 0



**#47 Kohl Navarre** RHP | R/R | 6-2 | 205 | Fr. | Sulphur, La.

Season Highs

IP: 1.1  
Strikeouts: 0  
Walks (Low): 1  
Hits (Low): 2



**#48 Ben David** C | R/R | 5-11 | 200 | Sr. | Lake Charles, La.

Season Highs

Hits: 0  
Doubles: 0  
Triples: 0  
Home Runs: 0  
Runs Scored: 1

Season Highs

RBIs: 0  
Stolen Bases: 0  
Assists: 1  
Putouts: 2



**#50 Cameron LeJeune** RHP | R/R | 6-4 | 215 | R-Jr. | Sulphur, La.

Season Highs

IP: 5.0  
Strikeouts: 8  
Walks (Low): 0  
Hits (Low): 0



**#88 Luke Steward** RHP | R/R | 6-2 | 165 | So. | College Station, Texas

Season Highs

IP: N/A  
Strikeouts: N/A  
Walks (Low): N/A  
Hits (Low): N/A



# McNeese Baseball

## LAST TIME IT HAPPENED

### Individual

Hit for the cycle:	Shane Selman vs. Bradley (3/6/16)
Had 4 hits in a game:	Braden Duhon vs. Prairie View (3/2/24)
Had 5 hits in a game:	Payton Harden vs. HBU (5/12/22)
Had 6 hits in a game:	Ran Prince at Arkansas (2002)
Had 5 RBIs in a game:	Josh Leslie vs. Yale (3/19/23)
Had 6 RBIs in a game:	Kade Hunter vs. HBU (5/13/22)
Had 7 RBIs in a game:	Peyton LeJeune vs. Prairie View (3/2/24)
Had 8 RBIs in a game:	Kevin Mitchell vs. Southeastern (2001)
Had three doubles in a game:	Elliot Hebert vs. UT-Arlington (2/25/23)
Hit a grand slam:	Kade Hunter vs. HBU 5th inn. (5/13/22)
Hit two home runs:	Conner Westenburg vs. Prairie View (3/3/24)
Hit inside-the-park home run:	Clayton Rasbeary at HBU (5/18/19)
Had a walk-off hit:	Matt Fontenot vs. Valparaiso (2/20/10)
Hit a walk-off grand slam:	Kade Morris vs. Southeastern (4/22/22)
Scored 5+ runs:	Julian Gonzales vs HBU (5/12/22)
Stole 3+ bases:	Brad Burckel vs George Washington - 4 (3/5/23)
Had 5+ walks in a game:	Chayse Marion vs. UT-Arlington - 5 (2/21/14)
Threw a complete game:	Grant Rogers vs Texas A&M-Corpus Christi (9 inn; 5/23/23)
Threw a complete game shutout:	Will Dion vs Prairie View (2/26/21)
Threw a no-hitter (6+ inn.):	Will Dion vs. Mississippi State Valley (2/14/20)
Struck out 10 batters:	Christian Vega at Nicholls (5/24/23)
Struck out 11 batters:	Grant Rogers at UT-Arlington (2/24/23)
Struck out 12 batters:	Will Dion at Northwestern State (5/7/21)
Struck out 13 batters:	Ty Abraham vs Northwestern State (5/13/23)
Struck out 14+ batters:	Will Dion vs. Prairie View - 19 (2/26/21)

### Team

Hit 6 doubles in a game:	vs. SFA (3/18/17)
Hit 7 doubles in a game:	vs. Prairie View (3/2/24)
Hit 8+ doubles in a game:	9, vs. UT Arlington (2/25/23)
Hit 5+ home runs in a game:	5, vs. Prairie View (3/2/24)
Had 20+ hits in a game:	20, vs. Prairie View (3/2/24)
Had 25+ hits in a game:	29, at UL-Monroe (2/21/17)
Earned 10+ walks in a game	14, at HBU (5/14/22)
Struck out 15+ batters in a game:	15, at UT Arlington (2/24/23)
Scored 10 or more runs in an inning:	10 (5th inn.), at HBU (5/12/22)
Scored 20 or more runs in a game:	23, at HBU (5/12/22)
Played 12 innings:	vs. Nicholls (3/25/23, L, 6-8)
Played 13 innings:	vs. Ohio State (6/1/19, L, 8-9, NCAA Regional)
Played 14 innings:	at SHSU (4/17/21, L, 5-6)
Played 15 innings:	vs. Towson (2/16/13, L, 9-10)
Played 16+ innings:	vs. UT-Arlington - 19 (2/21/14, L, 8-9)
Most innings played in a game:	vs. UL-Lafayette - 23 (3/27/71, L, 5-6)
Shut out an opponent:	vs. UIW (5/25/23, W, 3-0, SLC Tournament)
Shut out back-to-back opponents:	vs. Prairie View (3/10-11/23, W, 9-0; 10-0)
Shut out by an opponent:	at No. 8 Texas A&M (2/18/24, L, 0-10, 7 Inn.)
Made an NCAA Tournament Appearance:	2022 NCAA Regionals
Won an NCAA Tournament Game:	vs. Maine (5/29/93, W, 16-3, NCAA Regional)

# McNeese Baseball

## 2024 McNeese State University Baseball Overall Statistics (as of Mar 6, 2024)

Overall Record: 8-5   Home: 7-2   Away: 1-3   Neutral: 0-0

### All games Sorted by Batting Avg

#	Player	AVG	GP-GS	AB	R	H	2B	3B	HR	RBI	TB	SLG%	BB	HBP	SO	GDP	OB%	SF	SH	SB-ATT	PO	A	E	FLD%
0	Duhon, Braden	.388	13-13	49	8	19	3	1	0	9	24	.490	2	1	10	0	.407	2	0	4-5	19	2	1	.955
15	Westenburg, Conner	.377	13-13	53	13	20	8	0	5	15	43	.811	6	4	7	0	.476	0	0	2-4	27	2	0	1.000
16	Keeton, Chase	.340	13-13	50	7	17	5	0	0	4	22	.440	8	3	13	0	.459	0	0	1-2	107	5	1	.991
2	Hext, Cooper	.255	13-13	51	10	13	3	2	0	5	20	.392	7	2	14	0	.367	0	0	3-3	24	3	0	1.000
9	Mangrum, Grant	.222	10-9	36	4	8	2	1	0	3	12	.333	3	0	14	0	.282	0	0	0-0	68	3	1	.986
6	Schneider, Connor	.220	13-12	41	2	9	1	0	0	4	10	.244	2	3	13	0	.304	0	2	1-2	12	30	3	.933
10	LeJeune, Peyton	.208	13-13	48	7	10	3	0	2	11	19	.396	8	1	14	0	.333	0	1	1-1	9	26	4	.897
20	Dowell, Easton	.429	9-7	28	8	12	4	0	1	5	19	.679	3	0	6	0	.469	1	1	1-1	13	18	2	.939
8	Hollins, Braley	.250	4-4	12	0	3	0	0	0	0	3	.250	1	3	3	0	.438	0	0	1-2	5	8	1	.929
24	Larranaga, Simon	.222	8-8	27	3	6	1	0	2	3	13	.481	1	2	10	0	.300	0	0	0-0	0	0	0	.000
22	Plowman, Cole	.200	4-2	10	2	2	0	0	1	3	5	.500	3	1	2	0	.429	0	0	0-0	2	0	0	1.000
12	Trahan, Gage	.182	6-3	11	3	2	0	0	1	1	5	.455	1	2	6	0	.357	0	0	0-0	0	4	0	1.000
14	Stroh, Parker	.167	8-6	24	2	4	1	0	0	1	5	.208	1	2	7	0	.259	0	0	0-0	50	2	0	1.000
28	Bittner, Dean	.000	4-1	2	2	0	0	0	0	0	0	.000	2	0	2	0	.500	0	0	1-1	0	0	0	.000
48	David, Ben	.000	4-0	2	1	0	0	0	0	0	0	.000	1	0	0	0	.333	0	1	0-0	5	1	0	1.000
Totals		.282	13-13	444	72	125	31	4	12	64	200	.450	49	24	121	0	.381	3	5	15-21	344	119	15	.969
Opponents		.303	13-13	459	103	139	20	10	17	97	230	.501	78	11	120	1	.412	5	11	18-22	332	115	14	.970

**LOB:** Team (116), Opp (115)   **DPs Turned:** Team (8), Opp (6)   **IBB:** Team (3), Keeton (1), LeJeune (1), Westenburg (1), Opp (1)   **Picked Off:** Bittner (1), Schneider (1)

### All games Sorted by Earned Run Avg

#	Player	ERA	W-L	APP	GS	CG	SHO	SV	IP	H	R	ER	BB	SO	2B	3B	HR	B/AVG	WP	HP	BK	SFA	SHA
50	LeJeune, Cameron	0.63	2-0	6	1	0	0-0	3	14.1	11	1	1	3	19	2	1	0	.220	0	0	0	0	2
32	Morrow, Kainin	1.29	3-0	8	0	0	0-0	1	14.0	15	3	2	4	12	3	0	0	.288	0	3	0	0	0
36	Moeller, JT	2.63	1-0	5	0	0	0-0	0	13.2	12	5	4	2	15	0	1	0	.235	2	0	0	0	2
29	Gravel, Alexis	4.91	0-1	3	3	0	0-0	0	11.0	10	6	6	12	16	2	0	2	.256	0	1	1	0	2
47	Navarre, Kohl	6.75	0-0	1	0	0	0-0	0	1.1	2	1	1	1	0	0	0	0	.333	0	0	0	0	0
25	Abraham, Ty	7.20	0-1	4	3	0	0-0	0	15.0	17	15	12	8	15	3	3	1	.279	2	1	2	0	2
40	Swenson, Max	7.36	1-0	3	0	0	0-0	0	3.2	5	3	3	2	7	0	0	1	.333	2	2	0	0	0
34	Strmiska, Caleb	8.10	0-1	4	3	0	0-0	0	10.0	15	17	9	10	8	4	0	2	.333	1	3	0	0	1
21	Maldonado, Evan	9.00	0-0	5	0	0	0-0	1	7.0	10	7	7	8	4	1	1	2	.357	1	1	0	1	0
43	Voss, Zach	10.03	0-2	3	3	0	0-0	0	11.2	18	13	13	8	11	2	2	3	.340	1	0	0	0	0
38	Shadrick, Brian	10.80	0-0	1	0	0	0-0	0	1.2	2	2	2	3	1	1	0	0	.400	4	0	0	1	0
39	Carr, David	13.50	0-0	2	0	0	0-0	0	1.1	2	2	2	1	0	0	1	0	.400	1	0	0	1	0
37	Kennedy, Clay	15.00	0-0	3	0	0	0-0	0	3.0	5	6	5	4	4	0	0	2	.385	1	0	0	1	2
46	Barthelemy, Brock	15.88	1-0	5	0	0	0-0	0	5.2	11	14	10	8	7	1	1	3	.393	3	0	0	1	0
45	Mott, Marcus	54.00	0-0	2	0	0	0-0	0	1.1	4	8	8	4	1	1	0	1	.500	0	0	0	0	0
Totals		6.67	8-5	55	13	0	0	5	114.2	139	103	85	78	120	20	10	17	.303	18	11	3	5	11
Opponents		5.04	5-8	49	13	0	2	1	110.2	125	72	62	49	121	31	4	12	.282	10	24	1	3	5

**PB:** Team (1), Mangrum (1), Totals (1), Opp (5)   **Pickoffs:** Team (2), Moeller 2, Totals , Opp (2)   **SBA/ATT:** Totals (36-43), Mangrum (11-13), Strmiska (7-7), Stroh (7-7), Abraham (3-3), Barthelemy (3-4), Gravel (2-3), Morrow (1-2), Swenson (1-1), Voss (1-1)

# McNeese Baseball

## 2024 Statistical Rankings

Statistic	National Rank	Conference Rank	Value	National Leader	Value	Conference Leader	Value
Base on Balls (295 ranked)	198	9	48	Ole Miss South Carolina	116	Nicholls	80
Batting Average (295 ranked)	117	3	0.282	Florida St.	0.374	Nicholls	0.343
Double Plays (294 ranked)	108	6	8	Coastal Carolina	18	A&M-Corpus Christi	14
Double Plays Per Game (294 ranked)	155	6	0.62	Washington	1.56	A&M-Corpus Christi	0.93
Doubles (295 ranked)	21	3	31	Texas Tech	48	Nicholls	41
Doubles Per Game (295 ranked)	46	2	2.38	Texas Tech	4.00	Nicholls	2.56
Earned Run Average (295 ranked)	191	6	6.67	Texas A&M	1.62	Southeastern La.	3.69
Fielding Percentage (295 ranked)	132	5	0.969	Northwestern	0.991	Nicholls	0.977
Hit Batters (295 ranked)	228	9	11	Northern Colo.	41	Houston Christian	25
Hit by Pitch (294 ranked)	31	2	25	Rutgers	43	UIW	26
Hits (295 ranked)	55	4	125	Nicholls	181	Nicholls	181
Hits Allowed Per Nine Innings (295 ranked)	224	7	10.91	Duke	5.69	Southeastern La.	7.08
Home Runs (290 ranked)	129	5	12	Duke Georgia	35	UIW	23
Home Runs Per Game (293 ranked)	156	5	0.92	Duke	2.92	UIW	1.64
On Base Percentage (295 ranked)	152	5	0.381	Saint Louis	0.488	Nicholls	0.441
Runs (295 ranked)	168	6	72	Texas Tech	163	Nicholls	160
Sacrifice Bunts (228 ranked)	80	3	5	Prairie View Western Ky.	21	A&M-Corpus Christi	11
Sacrifice Flies (274 ranked)	199	9	3	Nicholls Ole Miss Samford	16	Nicholls	16
Scoring (295 ranked)	201	6	5.5	Texas Tech	13.6	UIW	10.9
Shutouts (28 ranked)				Nicholls	5	Nicholls	5
Slugging Percentage (295 ranked)	109	3	0.450	Duke	0.691	UIW	0.587
Stolen Bases (294 ranked)	113	4	15	Jackson St.	49	Nicholls	37
Stolen Bases Per Game (294 ranked)	147	4	1.15	Radford	4.80	Nicholls	2.31
Strikeout-to-Walk Ratio (295 ranked)	188	6	1.54	Arkansas	5.27	Nicholls	2.62
Strikeouts Per Nine Innings (295 ranked)	111	2	9.4	Arkansas Tennessee	14.5	Nicholls	10.2
Triple Plays (1 ranked)					1		
Triples (196 ranked)	43	5	4	UIW	11	UIW	11
Triples Per Game (259 ranked)	70	5	0.31	Radford	0.90	UIW	0.79
WHIP (295 ranked)	225	7	1.89	Arkansas	0.95	Southeastern La.	1.21
WL Pct (284 ranked)	89	6	0.615	4 teams tied	1.000	Nicholls	0.812
Walks Allowed Per Nine Innings (295 ranked)	224	8	6.12	Old Dominion	2.27	Southeastern La.	3.77

Statistic	Player	National Rank	Conference Rank	Value	National Leader	Value	Conference Leader	Value
Base on Balls (106 ranked)					Drew Brutchter, South Fla.	19	Cam Caley, UIW	17
Base on Balls Per Game (147 ranked)					Myles Smith, UC Irvine	1.78	Miguel Useche, New Orleans	1.33
Batting Average (250 ranked)	Braden Duhon	232	6	0.388	Damian Bravo, Texas Tech Tyler Robinson, Dartmouth	0.562 0.562	Ryan Scott, UIW	0.485
Complete Games (1 ranked)					27 players tied	1	Riley Hunsaker, A&M-Corpus Christi Isaiah Zavala, UIW	1 1
Doubles (97 ranked)	Connor Westenburg Chase Keeton	6 97	2 5	8	Damian Bravo, Texas Tech	12	Edgar Alvarez, Nicholls	9
Doubles Per Game (149 ranked)	Connor Westenburg	22	2	0.62	Damian Bravo, Texas Tech	1.00	Edgar Alvarez, Nicholls	0.64
Earned Run Average (198 ranked)	Cameron Lejeune Kainin Morrow JT Moeller	20 61 193	1 3 7	0.63 1.29 2.63	9 players tied	0.00	Cameron Lejeune, McNeese	0.63
Games Started (15 ranked)	Ty Abraham Alexis Gravel Caleb Strmiska Zach Voss	15 15 15 15	1 1 1 1	3 3 3 3	Owen Boerema, Kansas St.	5	24 players tied	3
Hit Batters (68 ranked)					Brett Gastman, Charleston So.	9	Keevyn Goss, Houston Christian	5
Hit By Pitch Per Game (138 ranked)					Angel Colon, Coppin St. Matt Masciangelo, Sacramento St.	1.00 1.00	Tyler Cowan, UIW	0.75
Hit by Pitch (142 ranked)	Connor Westenburg	142	8	4	Matt Masciangelo, Sacramento St.	11	Tyler Cowan, UIW	9
Hits (134 ranked)	Connor Westenburg Braden Duhon	52 85	6 9	20 19	Damian Bravo, Texas Tech	27	Edgar Alvarez, Nicholls Dalton Beck, UIW Isaac Webb, A&M-Corpus Christi	23 23 23
Hits Allowed Per Nine Innings (149 ranked)					RJ Sales, UNCW Gideon Antle, Ohio	1.37 2.40	Brooks Caple, Lamar University Mitchell Sanford, New Orleans	4.41 1.67
Hits Per Game (149 ranked)								
Home Runs (105 ranked)	Connor Westenburg	45	1	5	Drew Burress, Georgia Tech Charlie Condon, Georgia	9 9	Cam Caley, UIW Connor Westenburg, McNeese	5 5
Home Runs Per Game (130 ranked)	Connor Westenburg	111	2	0.38	Drew Burress, Georgia Tech	0.82	Victor Castillo, New Orleans	0.40
On Base Percentage (149 ranked)					Sean Keys, Bucknell	0.654	Ryan Scott, UIW	0.622
Pitching Appearances (57 ranked)	Kainin Morrow Cameron Lejeune	4 57	2 5	8 6	Gavin Galy, Nicholls Coby Greiner, Arkansas St. Jared Ure, Oral Roberts	9 9 9	Gavin Galy, Nicholls	9
Runs (110 ranked)					Patrick Clohisy, Saint Louis	25	Edgar Alvarez, Nicholls Dalton Beck, UIW	21 21
Runs Batted In (122 ranked)	Connor Westenburg	122	7	15	Joel Drago, Presbyterian	27	Cam Caley, UIW	21
Runs Batted In Per Game (146 ranked)					Jack Cooper, Columbia	2.50	Mitchell Sanford, New Orleans	1.58
Runs Per Game (146 ranked)					Patrick Clohisy, Saint Louis	2.08	Edgar Alvarez, Nicholls Dalton Beck, UIW	1.50 1.50
Sacrifice Bunts (72 ranked)	Connor Schneider	72	3	2	Garrison Weiss, Prairie View	8	Drake Kerr, A&M-Corpus Christi	4
Sacrifice Bunts Per Game (147 ranked)					Garrison Weiss, Prairie View	0.62	Drake Kerr, A&M-Corpus Christi	0.27
Sacrifice Flies (54 ranked)	Braden Duhon	54	2	2	Marco Dinges, Florida St. Lucas Steele, Samford	5 5	Damian Ruiz, Houston Christian	3
Saves (105 ranked)	Cameron Lejeune Evan Maldonado Kainin Morrow	9 105 105	1 6 6	3 1 1	Charlie Beilenson, Duke Zach Cameron, Niagara	5 5	Kyrin Tyson-Long, New Orleans Maddox Thornton, A&M-Corpus Christi Cameron Lejeune, McNeese	3 3 3
Slugging Percentage (250 ranked)	Connor Westenburg	81	3	0.811	Charlie Condon, Georgia	1.224	Jude Hall, Southeastern La.	0.853
Stolen Bases (105 ranked)					Marshall Toole, Wofford Cooper Weiss, Auburn Marshall Toole, Wofford	14 14 1.27	Drake Anderson, Nicholls Isaac Webb, A&M-Corpus Christi Drake Anderson, Nicholls	8 8 0.57
Stolen Bases Per Game (139 ranked)								
Strikeout-to-Walk Ratio (147 ranked)	JT Moeller Cameron Lejeune	59 81	1 2	7.50 6.33	8 players tied	0.00	JT Moeller, McNeese	7.50
Strikeouts (111 ranked)	Cameron Lejeune	111	4	19	Riley Huge, Winthrop	37	Matthew Watson, A&M-Corpus Christi	25
Strikeouts Per Nine Innings (147 ranked)	Cameron Lejeune	108	4	11.93	Hagen Smith, Arkansas	21.46	Matthew Watson, A&M-Corpus Christi	14.06
Total Bases (149 ranked)	Connor Westenburg	17	1	43	Charlie Condon, Georgia	60	Cam Caley, UIW Connor Westenburg, McNeese	43 43
Toughest to Strike Out (142 ranked)					7 players tied	0.0	Narvin Booker, Nicholls	38.0
Triples (89 ranked)	Cooper Hext Braden Duhon Grant Mangrum	11 89 89	2 12 12	2 1 1	Patrick Clohisy, Saint Louis Coleman Schmidt, Saint Mary's (CA)	4 4	Grant Randall, UIW	3
Triples Per Game (140 ranked)	Cooper Hext Grant Mangrum	85 140	6 11	0.15 0.10	4 players tied	0.33	Grant Randall, UIW	0.21
Victories (52 ranked)	Kainin Morrow Cameron Lejeune	4 52	1 3	3 2	Zachary Cawyer, TCU Matthew Matthijs, North Carolina Joshua Romero, CSUN	4 4 4	Kainin Morrow, McNeese Nico Saltaformaggio, Nicholls	3 3
WHIP (150 ranked)	Cameron Lejeune JT Moeller	116 147	4 6	0.98 1.02	Luke Lyon, Troy	0.48	Jackson Rodriguez, Southeastern La.	0.79
Walks Allowed Per Nine Innings (148 ranked)	JT Moeller Cameron Lejeune	68 141	3 6	1.32 1.88	8 players tied	0.00	Jackson Rodriguez, Southeastern La.	0.64



# McNeese Baseball



2024 Season  
Games Summary for McNeese (as of Mar 07, 2024)  
(All games)

Score by innings	1	2	3	4	5	6	7	8	9	EX	Total
McNeese	6	4	6	14	12	6	8	13	1	2	72
Opponents	17	3	7	18	12	11	15	17	3	0	103

## Record when ...

Overall	8-5	After 6 leading	5-0
Conference	0-0	..... trailing	0-5
Non-Conference	8-5	..... tied	3-0
Home games	7-2	After 7 leading	5-0
Away games	1-3	..... trailing	0-4
Neutral site	0-0	..... tied	3-0
Day games	5-2	After 8 leading	6-0
Night games	3-3	..... trailing	0-4
vs Left starter	2-5	..... tied	2-0
vs Right starter	6-0		
1-Run games	6-0	Hit 0 home runs	2-5
2-Run games	0-0	... 1 home run	3-0
5+Run games	1-5	... 2+ home runs	3-0
Extra innings	2-0		
Shutouts	0-2	Opponent 0 home runs	3-1
		..... 1 home run	2-2
Scoring 0-2 runs	1-3	..... 2+ HRs	3-2
..... 3-5 runs	1-2		
..... 6-9 runs	4-0	Made 0 errors	3-3
..... 10+ runs	2-0	.... 1 error	1-1
		.... 2+ errors	4-1
Opponent 0-2 runs	1-0		
..... 3-5 runs	3-0	Opp. made 0 errors	3-3
..... 6-9 runs	3-1	..... 1 error	1-1
..... 10+ runs	1-4	..... 2+ errors	4-1
Scored in 1st inning	3-0	Out-hit opponent	5-0
Opp. scored in 1st	3-4	Out-hit by opponent	2-5
Scores first	3-0	Hits are tied	1-0
Opp. scores first	5-5		

## Record when team scores:

Runs	0	1	2	3	4	5	6	7	8	9	10+
W-L	0-2	0-1	1-0	0-1	0-1	1-0	2-0	1-0	1-0	0-0	2-0

## Record when opponent scores:

Runs	0	1	2	3	4	5	6	7	8	9	10+
W-L	0-0	1-0	0-0	0-0	1-0	2-0	1-1	1-0	1-0	0-0	1-4

## Record when leading after:

Inn.	1	2	3	4	5	6	7	8
W-L	2-0	3-0	6-0	6-0	7-0	5-0	5-0	6-0

## Record when trailing after:

Inn.	1	2	3	4	5	6	7	8
W-L	1-4	1-4	1-4	2-4	1-5	0-5	0-4	0-4

## Record when tied after:

Inn.	1	2	3	4	5	6	7	8
W-L	5-1	4-1	1-1	0-1	0-0	3-0	3-0	2-0

Current winning streak: 4

Longest winning streak: 4

Longest losing streak: 4

Home attendance : 10409 ( 9 dates avg = 1156 )

Away attendance : 18598 ( 4 dates avg = 4649 )

Total attendance: 29007 ( 13 dates avg = 2231 )

# McNeese Baseball

## HITTING STREAK

	Longest	Current
Westenburg, Conner	10	10
Hext, Cooper	7	-
Dowell, Easton	6	1
Keeton, Chase	5	3
Duhon, Braden	4	4
Mangrum, Grant	3	1
Schneider, Connor	2	1
Hollins, Braley	2	-
LeJeune, Peyton	2	-
Larranaga, Simon	2	-
Trahan, Gage	1	-
Stroh, Parker	1	-
Plowman, Cole	1	1

## MULTI RBI GAMES

	2	3	4	5+	Total
Westenburg, Conner	2	1	1	-	4
Duhon, Braden	2	1	-	-	3
Hext, Cooper	2	-	-	-	2
LeJeune, Peyton	1	-	-	1	2
Schneider, Connor	1	-	-	-	1
Mangrum, Grant	1	-	-	-	1
Dowell, Easton	1	-	-	-	1
Plowman, Cole	1	-	-	-	1
TEAM	11	2	1	1	15

## MULTI HIT GAMES

	2	3	4	5+	Total
Westenburg, Conner	3	3	-	-	6
Duhon, Braden	3	1	1	-	5
Keeton, Chase	3	2	-	-	5
Hext, Cooper	3	1	-	-	4
Dowell, Easton	3	1	-	-	4
Mangrum, Grant	3	-	-	-	3
LeJeune, Peyton	1	2	-	-	3
Schneider, Connor	-	1	-	-	1
Hollins, Braley	1	-	-	-	1
Stroh, Parker	1	-	-	-	1
Plowman, Cole	1	-	-	-	1
Larranaga, Simon	-	1	-	-	1
TEAM	22	12	1	0	35