



OKLAHOMA STATE

COWBOY BASEBALL

Wade McWhorter • Coordinator, Athletics Communications • (405) 744-7853 (o) or 612-5240 (c) • wade.mcwhorter@okstate.edu
Oklahoma State Athletics Communications • 220 Athletics Center, Stillwater, OK 74078 • www.okstate.com

GAME INFO

Video/TV: FloBaseball

Radio: KSPI 93.7 FM

The Varsity Network - okla.st/GetVarsity
(Rex Holt & Matt Davis)

Live Stats: okstate.statbroadcast.com

X In-Game Scoreboard/Updates: @OSUBaseball

SERIES CAPSULE

Oklahoma State (2-2) at the Kubota College Baseball Series

Fri., Feb. 23 - Sun., Feb. 25
Globe Life Field (48,1114) • Arlington, Texas2



2024 SCHEDULE/RESULTS

Feb. 16	at Sam Houston	L, 2-7
Feb. 17	at Sam Houston	L, 1-2
Feb. 18	at Sam Houston	W, 19-2
Feb. 21	vs. Abilene Christian#	W, 8-4
Feb. 23	vs. Michigan#	3 p.m.
Feb. 24	vs. #2 Arkansas#	7 p.m.
Feb. 25	vs. #4 Oregon State#	5 p.m.
Feb. 27	at Dallas Baptist	6:30 p.m.
March 1	Central Michigan	4 p.m.
March 2	Central Michigan (DH)	1 p.m./5 p.m.
March 3	Central Michigan	1 p.m.
March 5	Utah Tech	4 p.m.
March 6	Utah Tech	4 p.m.
March 8	Mercer	6 p.m.
March 9	Mercer	6 p.m.
March 10	Mercer	1 p.m.
March 12	at Oklahoma	6:30 p.m.
March 15	at UCF*	5 p.m.
March 16	at UCF*	5 p.m.
March 17	at UCF*	12 p.m.
March 19	Missouri State	6 p.m.
March 22	TCU*	6 p.m.
March 23	TCU*	6 p.m.
March 24	TCU*	1 p.m.
March 26	at Wichita State	6 p.m.
March 29	at West Virginia*	5:30 p.m.
March 30	at West Virginia*	3 p.m.
March 31	at West Virginia*	12 p.m.
April 2	Oral Roberts	6 p.m.
April 5	Oklahoma*	6 p.m.
April 6	Oklahoma*	6 p.m.
April 7	Oklahoma*	1 p.m.
April 9	at Wichita State&	6 p.m.
April 12	Cincinnati*	6 p.m.
April 13	Cincinnati*	6 p.m.
April 14	Cincinnati*	1 p.m.
April 16	Dallas Baptist	6 p.m.
April 19	at Kansas State*	6 p.m.
April 20	at Kansas State*	4 p.m.
April 21	at Kansas State*	3 p.m.
April 23	at Oral Roberts	6 p.m.
April 25	BYU*	6 p.m.
April 26	BYU*	6 p.m.
April 27	BYU*	1 p.m.
April 30	Wichita State	6 p.m.
May 3	at Texas*	6:30 p.m.
May 4	at Texas*	2:30 p.m.
May 5	at Texas*	1 p.m.
May 10	Texas Tech*	6 p.m.
May 11	Texas Tech*	6 p.m.
May 12	Texas Tech*	2 p.m.
May 16	at Houston*	6:30 p.m.
May 17	at Houston*	6:30 p.m.
May 18	at Houston*	1 p.m.
May 21-25	Big 12 Championship%	
May 31-June 3	NCAA Regional\$	
June 7-10	NCAA Super Regional\$	
June 14-24	College World Series!	

Bold indicates home game • All Times Central & Subject To Change
* — Big 12 Conference game
— Kubota College Baseball Series • Globe Life Field • Arlington, Texas
% — Globe Life Field • Arlington, Texas
& — Riverfront Stadium • Wichita, Kan.
\$ — Campus Sites
! — Charles Schwab Field • Omaha, Neb.

	Value	NCAA Rank
Batting Avg.	.289	93
Base On Balls	16	164
Double Plays	6	5
Doubles	7	95
Earned Run Avg.	3.93	73
Fielding Pct.	.986	37
Hit By Pitch	2	222
Hits	41	68
Home Runs	3	135
On-Base Pct.	.358	164
Runs	30	89
Sac Bunts	3	23
Sac Flies	5	5
Scoring	7.5	101
Shutouts	n/a	n/a
Slugging Pct.	.401	148
Stolen Bases	3	151
Triples	n/a	n/a
K-to-BB Ratio	1.78	136
Ks Per 9 Inn.	8.4	172
WHIP	1.57	144
W-L Pct.	.500	115



MICHIGAN FRIDAY, 3 P.M.

2024 RECORD: 2-2
HEAD COACH: TRACY SMITH (2ND SEASON)
TEAM BATTING AVG.: .295
TEAM EARNED RUN AVG.: 7.05



#2 ARKANSAS SATURDAY, 7 P.M.

2024 RECORD: 3-1
HEAD COACH: DAVE VAN HORN (22ND SEASON)
TEAM BATTING AVG.: .310
TEAM EARNED RUN AVG.: 3.86



#4 OREGON STATE SUNDAY, 5 P.M.

2024 RECORD: 5-0
HEAD COACH: MITCH CANHAM (4TH SEASON)
TEAM BATTING AVG.: .331
TEAM EARNED RUN AVG.: 2.00

OSU PROBABLE STARTERS

Position Players				2024 Season Statistics				Noteworthy
Pos.	No.	Player	Class	GP-GS	Avg.	HR	RBI	
C	18	Beau Sylvester	So.	4-4	.308	0	2	4-for-9 on opening weekend
1B	12	Colin Brueggemann	Jr.	4-4	.267	0	0	2023 All-Big 12 Second Team
2B	2	Aidan Meola	Jr.	4-4	.412	0	5	Started 21 games at 3B in 2023
SS	6	Lane Forsythe	Sr.	4-4	.385	0	3	Played last three seasons at Mississippi St.
3B	17	Tyler Wulfert	Sr.	4-4	.188	1	4	29 of 56 hits in 2023 for extra bases
RF	3	Carson Benge	So.	4-4	.500	0	4	2023 Freshman All-American
CF	4	Zach Ehrhard	Jr.	4-4	.286	1	4	Led team with 11 stolen bases in 2023
LF	10	Nolan Schubart	So.	4-4	.250	1	6	2023 All-American as freshman
DH	13	Kollin Ritchie	Fr.	4-2	.000	0	0	19th round pick of Baltimore in MLB Draft
or	15	Avery Ortiz	Fr.	2-1	.500	0	0	First hit in series finale vs. SHSU

Probable Starting Pitchers

R/L	No.	Player	Class	W-L	ERA	Last Appearance	W-L	IP	H	R	ER	BB	SO
L	27	Sam Garcia	Sr.	0-1	8.31	2/16 vs. Sam Houston	L	4.1	5	4	4	1	4
R	14	Brian Holiday	Jr.	0-0	0.00	2/17 vs. Sam Houston	ND	6.0	2	0	0	1	4
R	39	Janzen Keisel	Jr.	1-0	0.00	2/18 vs. Sam Houston	W	5.0	3	0	0	3	6



2024 COWBOY BASEBALL ROSTER

NUMERICAL ROSTER

No.	Name	Pos.	B/T	Ht.	Wt.	Yr./Exp.	Hometown (Previous College/High School)
1	Addison Smith	INF	S/R	6-0	186	Fr./1st year	Liberty, Mo. (Liberty HS)
2	Aidan Meola	INF	R/R	6-2	208	Jr./3rd year	Palm Beach Gardens, Fla. (Palm Beach Gardens HS)
3	Carson Benge	OF/RHP	L/R	6-1	184	So./3rd year	Yukon, Okla. (Yukon HS)
4	Zach Ehrhard	OF	R/R	5-11	190	Jr./3rd year	Tampa, Fla. (Wharton HS)
5	Jaxson Crull	OF	L/L	6-0	174	Sr./4th year	Bixby, Okla. (Bixby HS)
6	Lane Forsythe	INF	R/R	6-0	176	Sr./4th year	Jackson, Tenn. (Mississippi State/Trinity Christian)
7	Kyler Proctor	INF	R/R	5-10	176	Fr./1st year	Silo, Okla. (Silo HS)
8	Ian Daugherty	C	R/R	6-2	212	Jr./3rd year	Kingfisher, Okla. (Kingfisher HS)
10	Nolan Schubart	OF/1B	L/R	6-5	233	So./2nd year	Durand, Mich. (St. Mary's HS)
12	Colin Brueggemann	1B	L/R	6-6	235	Jr./3rd year	Smithton, Ill. (Johnson County CC/Freeburg HS)
13	Kollin Ritchie	INF/OF	L/R	6-2	222	Fr./1st year	Atoka, Okla. (Atoka HS)
14	Brian Holiday	RHP	R/R	5-11	203	Jr./3rd year	Tampa, Fla. (Central Florida JC/Florida Southwestern St./Land O'Lakes HS)
15	Avery Ortiz	INF	R/R	5-10	185	Fr./1st year	Tulsa, Okla. (Union HS)
17	Tyler Wulfert	INF	R/R	6-0	209	Sr./4th year	Farmington, N.M. (Midland JC/Piedra Vista HS)
18	Beau Sylvester	C/1B/OF	R/R	6-0	201	So./2nd year	Kailua, Hawaii (Kamehameha Kapalama HS)
19	Donovan LaSalle	OF	R/R	6-2	204	Fr./1st year	Lake Charles, La. (Barbe HS)
22	Gabe Davis	RHP	R/R	6-9	217	So./2nd year	Choctaw, Okla. (Choctaw HS)
23	Max Galvin	OF	L/L	6-2	191	Jr./3rd year	Coral Gables, Fla. (Miami Dade JC/IMG Academy)
24	Ryan Ure	LHP	R/L	6-8	234	So./3rd year	Eaton, Colo. (Eaton HS)
25	Evan O'Toole	RHP	R/R	6-2	208	Sr./4th year	Bridgewater, Nova Scotia, Canada (Iowa Western CC/Vauxhall Academy)
26	Austin Lemon	OF	S/R	5-10	176	Fr./1st year	Oklahoma City, Okla. (Heritage Hall HS)
27	Sam Garcia	LHP	L/L	6-4	218	Sr./4th year	Wilmington, N.C. (High Point/E.A. Laney HS)
28	Brennan Phillips	LHP	L/L	6-1	185	So./2nd year	Owasso, Okla. (Owasso HS)
30	Tommy Molsky	RHP	R/R	6-1	179	Jr./3rd year	Dillsburg, Pa. (Penn State/Northern York County HS)
31	Robert Cranz	RHP	R/R	6-3	207	Jr./3rd year	Keller, Texas (Wichita State/Keller HS)
32	Drew Blake	LHP	L/L	6-2	191	So./3rd year	Stillwater, Okla. (Stillwater HS)
33	Bryson Hudgens	RHP	R/R	6-4	248	Sr./5th year	Argyle, Texas (McNeese State/Weatherford JC/Argyle HS)
34	Charlie Carter	C	R/R	6-2	201	Fr./1st year	Little Rock, Ark. (Little Rock Christian)
35	Jake Kennedy	RHP	R/R	6-2	181	Fr./1st year	Hennessey, Okla. (Enid HS)
38	Bryce McCain	RHP	R/R	6-2	198	Fr./1st year	Aledo, Texas (Aledo HS)
39	Janzen Keisel	RHP	R/R	6-4	205	Jr./3rd year	Gunnison, Utah (BYU/Gunnison Valley HS)
40	Cole Johnson	1B	R/R	6-5	233	Fr./1st year	Austin, Texas (Lake Travis HS)
43	Riley Taylor	RHP	R/R	6-3	223	Sr./6th year	Haslet, Texas (V.R. Eaton HS)
44	Max Knight	LHP/1B	L/L	6-3	198	Fr./1st year	Bixby, Okla. (Bixby HS)
46	Dominick Reid	RHP	R/R	6-3	216	So./2nd year	Little Elm, Texas (Lone Star HS)
48	Aaron Weber	RHP	R/R	6-5	226	Jr./3rd year	Edmond, Okla. (Oklahoma/Cowley County CC/Memorial HS)
52	Tate Smith	RHP	R/R	6-5	222	Fr./1st year	Greeley, Colo. (Eaton HS)
53	Ryan Bogusz	RHP	R/R	6-2	191	Sr./5th year	Frisco, Texas (Lone Star HS)
54	Blake Julius	RHP	L/R	6-6	227	Fr./1st year	Mansfield, Texas (Legacy HS)
55	Weston Rouse	LHP	L/L	6-6	244	Fr./1st year	Fort Gibson, Okla. (Fort Gibson HS)
56	Kyle Bade	LHP	L/L	5-10	177	Fr./1st year	Plano, Texas (Plano Senior HS)

COACHES

9	Josh Holliday – Head Coach (12th Season)
37	Rob Walton – Assistant Coach (12th Season)
36	Mark Ginther – Assistant Coach (5th Season)
47	Victor Romero – Assistant Coach (8th Season)
	Hub Roberts - Director of Operations (1st Season)
	Blake Kangas – Director of Player Development (2nd Season)
	Garrett Bayliff – Strength & Conditioning/Sports Performance (2nd Season)
	Chris McKenzie – Athletic Trainer & Physical Therapist (1st Season)
	Jack Montgomery – Director of Video & Analytics (2nd Season)
	David Mendham – Graduate Manager (1st Season)



2024 COWBOY BASEBALL ROSTER

ROSTER BREAKDOWN

INFIELDERS

Colin Brueggemann, Lane Forsythe, Cole Johnson, Max Knight, Aidan Meola, Avery Ortiz, Kyler Proctor, Kollin Ritchie, Addison Smith, Beau Sylvester, Tyler Wulfert

OUTFIELDERS

Carson Bengé, Jaxson Crull, Zach Ehrhard, Max Galvin, Austin Lemon, Donovan LaSalle, Nolan Schubart, Beau Sylvester

CATCHERS

Charlie Carter, Ian Daugherty, Beau Sylvester

RIGHT-HANDED PITCHERS

Carson Bengé, Ryan Bogusz, Robert Cranz, Gabe Davis, Brian Holiday, Bryson Hudgens, Blake Julius, Janzen Keisel, Jake Kennedy, Bryce McCain, Tommy Molsky, Evan O'Toole, Dominick Reid, Tate Smith, Riley Taylor, Aaron Weber

LEFT-HANDED PITCHERS

Kyle Bade, Drew Blake, Sam Garcia, Max Knight, Brennan Phillips, Weston Rouse, Ryan Ure

BY CLASS

Grads/Seniors (8): Bogusz, Crull, Forsythe, Garcia, Hudgens, O'Toole, Taylor, Wulfert

Juniors (10): Brueggemann, Cranz, Daugherty, Ehrhard, Galvin, Holiday, Keisel, Meola, Molsky, Weber

Sophomores (8): Bengé, Blake, Davis, Phillips, Reid, Schubart, Sylvester, Ure

Freshmen (15): Bade, Carter, Johnson, Julius, Kennedy, Knight, LaSalle, Lemon, McCain, Ortiz, Proctor, Ritchie, Rouse, A. Smith, T. Smith

BY STATE/COUNTRY

Oklahoma (16): Bengé, Blake, Crull, Daugherty, Davis, Johnson, Julius, Kennedy, Knight, Lemon, Ortiz, Phillips, Proctor, Ritchie, Rouse, Weber

Texas (8): Bade, Bogusz, Cranz, Hudgens, Julius, McCain, Reid, Taylor

Florida (4): Ehrhard, Galvin, Holiday, Meola

Arkansas (1): Carter

Canada (1): O'Toole

Colorado (1): T. Smith, Ure

Hawaii (1): Sylvester

Illinois (1): Brueggemann

Louisiana (1): LaSalle

Michigan (1): Schubart

Missouri (1): A. Smith

New Mexico (1): Wulfert

North Carolina (1): Garcia

Pennsylvania (1): Molsky

Tennessee (1): Forsythe

Utah (1): Keisel

ALPHABETICAL ROSTER

No.	Name	Pos.
56	Bade, Kyle	LHP
3	Bengé, Carson	OF/RHP
32	Blake, Drew	LHP
53	Bogusz, Ryan	RHP
12	Brueggemann, Colin	1B
34	Carter, Charlie	C
31	Cranz, Robert	RHP
26	Crull, Jaxson	OF
8	Daugherty, Ian	C
22	Davis, Gabe	RHP
4	Ehrhard, Zach	OF
6	Forsythe, Lane	INF
23	Galvin, Max	OF
27	Garcia, Sam	LHP
14	Holiday, Brian	RHP
33	Hudgens, Bryson	RHP
40	Johnson, Cole	1B
54	Julius, Blake	RHP
39	Keisel, Janzen	RHP
35	Kennedy, Jake	RHP
44	Knight, Max	LHP/1B
19	LaSalle, Donovan	OF
26	Lemon, Austin	OF
38	McCain, Bryce	RHP
2	Meola, Aidan	INF
30	Molsky, Tommy	RHP
25	O'Toole, Evan	RHP
15	Ortiz, Avery	INF
28	Phillips, Brennan	LHP
7	Proctor, Kyler	INF
46	Reid, Dominick	RHP
13	Ritchie, Kollin	INF/OF
55	Rouse, Weston	LHP
10	Schubart, Nolan	OF/1B
1	Smith, Addison	INF
52	Smith, Tate	RHP
18	Sylvester, Beau	C/1B/OF
43	Taylor, Riley	RHP
24	Ure, Ryan	LHP
48	Weber, Aaron	RHP
17	Wulfert, Tyler	INF

PRONUNCIATION GUIDE

Bade	body
Bengé	binge
Bogusz	bogus
Brueggemann	brig-a-men
Ehrhard	air-hard
Keisel	Key-sul
Aidan Meola	ay-den me-oh-la
Schubart	shew-bert
Ure	yur
Weber	webber



RADIO/TV CHART



1

Addison Smith
INF • S/R • 6-0, 186
FR • Liberty, MO




2

Aidan Meola
INF • R/R • 6-2, 208
JR • Palm Beach Gardens, FL



3

Carson Bengel
OF/RHP • L/R • 6-1, 184
SO • Yukon, OK



4

Zach Ehrhard
OF • R/R • 5-11, 190
JR • Tampa, FL




5

Jaxson Crull
OF • L/L • 6-0, 174
SR • Bixby, OK



6

Lane Forsythe
INF • R/R • 6-0, 176
SR • Jackson, TN



7

Kyler Proctor
INF • R/R • 5-10, 176
FR • Silo, OK




8

Ian Daugherty
C • R/R • 6-2, 212
JR • Kingfisher, OK



10

Nolan Schubart
OF/1B • L/R • 6-5, 233
SO • Durand, MI



12

Colin Brueggemann
1B • L/R • 6-6, 235
JR • Smithton, IL




13

Kollin Ritchie
INF/OF • L/R • 6-2, 222
FR • Atoka, OK



14

Brian Holliday
RHP • 5-11, 203
JR • Tampa, FL




15

Avery Ortiz
INF • R/R • 5-10, 186
FR • Tulsa, OK



17

Tyler Wulfert
INF • R/R • 6-0, 209
SR • Farmington, NM




18

Beau Sylvester
C/1B/OF • R/R • 6-0, 201
SO • Kailua, HI



19

Donovan LaSalle
OF • R/R • 6-2, 204
FR • Lake Charles, LA



22

Gabe Davis
RHP • 6-9, 217
SO • Choctaw, OK




23

Max Galvin
OF • L/L • 6-2, 191
JR • Coral Gables, FL



24

Ryan Ure
LHP • 6-8, 234
SO • Eaton, CO




25

Evan O'Toole
RHP • 6-2, 208
SR • Nova Scotia, Canada




26

Austin Lemon
OF • S/R • 5-10, 176
FR • Oklahoma City, OK




27

Sam Garcia
LHP • 6-4, 218
SR • Wilmington, NC




28

Brennan Phillips
LHP • 6-1, 185
SO • Owasso, OK




30

Tommy Molsky
RHP • 6-1, 179
JR • Dillsburg, PA



31

Robert Craz
RHP • 6-3, 207
JR • Keller, TX




32

Drew Blake
LHP • 6-2, 191
SO • Stillwater, OK




33

Bryson Hudgens
RHP • 6-4, 248
SR • Argyle, TX




34

Charlie Carter
C • R/R • 6-3, 201
FR • Little Rock, AR




35

Jake Kennedy
RHP • 6-2, 181
FR • Hennessey, OK




38

Bryce McCain
RHP • 6-2, 198
FR • Aledo, TX




39

Janzen Keisel
RHP • 6-4, 205
JR • Gunnison, UT




40

Cole Johnson
1B • R/R • 6-5, 233
FR • Austin, TX




43

Riley Taylor
RHP • 6-3, 210
SR • Haslet, TX




44

Max Knight
LHP/1B • L/L • 6-3, 198
FR • Bixby, OK



46

Dominick Reid
RHP • 6-3, 216
SO • Little Elm, TX




48

Aaron Weber
RHP • 6-5, 226
JR • Edmond, OK




52

Tate Smith
RHP • 6-5, 223
FR • Greeley, CO




53

Ryan Bogusz
RHP • 6-6, 227
SR • Frisco, TX



54

Blake Julius
RHP • 6-6, 227
FR • Mansfield, TX



55

Weston Rouse
LHP • 6-6, 244
FR • Fort Gibson, OK



56

Kyle Bade
LHP • 5-10, 177
FR • Plano, TX



9

Josh Holliday
Head Coach
12th Season




37

Rob Walton
Assistant Coach
12th Season



36

Mark Ginther
Assistant Coach
Fifth Season




47

Victor Romero
Assistant Coach
Eighth Season




Hub Roberts

Director of Operations
First Season




Blake Kangas

Dir. Player Development
Second Season




Chris McKenzie

Athletic Trainer/
Physical Therapist
First Season



Garrett Bayliff

Strength & Conditioning/
Sports Performance
Second Season



David Mendham

Graduate Manager
First Season

GAME NOTES



2024 BIG 12 CONFERENCE STANDINGS

	Big 12		Overall	
	W	L	W	L
Houston	0	0	4	0
TCU	0	0	4	0
UCF	0	0	2	0
Texas	0	0	3	1
Texas Tech	0	0	3	2
Oklahoma State	0	0	2	2
Kansas	0	0	1	2
Kansas State	0	0	2	1
Oklahoma	0	0	2	1
West Virginia	0	0	2	2
Cincinnati	0	0	1	2
Baylor	0	0	1	3
BYU	0	0	1	2

Big 12 Weekend Schedule

Thursday	
BYU at UC Davis	4 p.m.
Friday	
Cincinnati vs. Ball State (Conway, SC)	10 a.m.
Texas Southern at Texas Tech	2 p.m.
West Virginia at Charlotte	3 p.m.
Holy Cross at Kansas State	3 p.m.
Wright State at Oklahoma	4 p.m.
BYU at UC Davis	4 p.m.
Samford at UCF	5 p.m.
Kansas vs. Texas State (Round Rock, TX)	6 p.m.
St. John's at Houston	6:30 p.m.
Cal Poly at Texas	6:30 p.m.
UCLA at TCU	6:30 p.m.
Indiana at Baylor	6:30 p.m.
Saturday	
Cincinnati vs. Illinois (Conway, SC)	11 a.m.
Kansas vs. Washington St. (Round Rock, TX)	12 p.m.
BYU at UC Davis	1 p.m.
West Virginia at Charlotte	1 p.m.
Wright State at Oklahoma	1 p.m.
Cal Poly at Texas	1:30 p.m.
Texas Southern at Texas Tech	2 p.m.
Indiana at Baylor	2 p.m.
UCLA at TCU	4 p.m.
Holy Cross at Kansas State	4 p.m.
Samford at UCF	5 p.m.
St. John's at Houston	6:30 p.m.
Sunday	
Samford at UCF	12 p.m.
Kansas vs. Kentucky (Round Rock, TX)	12 p.m.
West Virginia at Charlotte	12 p.m.
Texas Southern at Texas Tech	1 p.m.
Cal Poly at Texas	1 p.m.
St. John's at Houston	1 p.m.
UCLA at TCU	1 p.m.
Indiana at Baylor	1 p.m.
Holy Cross at Kansas State	1 p.m.
Wright State at Oklahoma	2 p.m.
Cincinnati at Coastal Carolina	3 p.m.

...

2024 Big 12 Preseason Coaches Poll

1. TCU (11)	8. Kansas
2. Texas (2)	9. Houston
3. Oklahoma State	10. UCF
4. Texas Tech	11. Baylor
5. Kansas State	12. BYU
T6. Oklahoma	13. Cincinnati
T6. West Virginia	

About Oklahoma State

- The Cowboys are 2-2 after opening play in the Kubota College Baseball Series at Globe Life Field in Arlington, Texas, with a win over Abilene Christian on Wednesday. OSU will take on Michigan, No. 2 Arkansas and No. 4 Oregon State this weekend before concluding their road trip with a midweek contest at Dallas Baptist next Tuesday.
- OSU is coming off a 41-20 season in 2023 in which the Cowboys earned their 10th consecutive NCAA Regional bid. It marked the second-straight 40-win season for the Pokes and the sixth under head coach Josh Holliday.
- The Cowboys shared the Big 12 regular season championship with Texas and West Virginia after finishing 15-9 in conference play.
- OSU returns six position starters, four of those All-Big 12 performers, from a year ago.
- The 2024 season is OSU's 12th under head coach Josh Holliday, who is 403-219-2 at his alma mater. The Cowboys have earned an NCAA Regional berth each year under his watch.

Cowboys vs. Kubota College Baseball Series Opponents

<i>Michigan</i> — All-time series: OSU leads, 7-2; Under Josh Holliday: 7-2 Last meeting: 4/30/23 in Ann Arbor, Mich. — OSU 8, Michigan 5
<i>Arkansas</i> — All-time series: OSU leads, 47-24; Under Josh Holliday: 3-5 Last meeting: 2/19/23 in Arlington, Texas — Arkansas 18, OSU 1 (7 inn.)
<i>Oregon State</i> — All-time series: Oklahoma St. leads, 4-3; Under Josh Holliday: 3-1 Last meeting: 5/5/19 in Corvallis, Ore. — Oklahoma St. 8, Oregon St. 7

Home Away From Home

Over the last three seasons, OSU has played 20 games at Globe Life Field in Arlington, Texas, and the Cowboys will play three more games at the Texas Rangers ballpark in this weekend's Kubota College Baseball Series.

The Pokes are 11-9 all time at Globe Life, going 5-5 in 2022, posting a 5-4 mark in 2023 and winning against Abilene Christian earlier this week.

All Good Things...

OSU had its streak of being nationally ranked end this week after 55 consecutive weeks in the polls dating back to the 2021 preseason rankings.

The Cowboys were ranked No. 21 in the *Baseball America* preseason poll and No. 22 by Perfect Game before dropping out this week.

Under Josh Holliday, the Cowboys have peaked at No. 2 in the polls, reaching that mark twice in 2022.

The Pokes have finished in the top 10 in the final polls twice under Josh Holliday — 10th in 2014 and fourth in 2016.

Streakers

With 10 consecutive NCAA Regional appearances, OSU owns the nation's fourth-longest current streak behind only Vanderbilt (17), Florida (15) and LSU (11).

Crown Them

With a 15-9 record, OSU claimed a share of the 2023 Big 12 regular season championship along with Texas and West Virginia.

The title marked the second regular-season Big 12 championship in program history, joining OSU's 2014 team, and its fifth Big 12 championship as the Cowboys won tourney titles in 2004, 2017 and 2019.

OSU counts 34 conference championships in program history; it also has 24 Big Eight and five Missouri Valley titles.

400 Club

With OSU's win over West Virginia at the 2023 Big 12 Championship, Josh Holliday notched his 400th career win as the Cowboys' head coach, joining Gary Ward as the only two head coaches in program history to achieve that feat.

New Faces

A total of 23 newcomers joined the OSU program for the 2024 season. The Cowboys brought in 15 players from the high school ranks, while adding six Division I transfers and a pair of JUCO products.

Cowboy Country

OSU's 2023 roster includes players from 15 different states and Canada.

Pokes vs. Ranked Foes

Under Josh Holliday, Oklahoma State owns a 91-84 record (.520) against ranked opponents. That breakdown includes a 35-34 mark at home, a 34-34 road record and a 22-16 showing in neutral site contests.

GAME NOTES



JOSH HOLLIDAY

Head Coach,
12th Season

Josh Holliday returned home to Stillwater in 2012 poised to lead the Oklahoma State baseball program back to national prominence, and he has done just that over the last decade.

Holliday took over OSU baseball on June 8, 2012, when he was named the 15th head coach in program history. The Oklahoma State alumnus and native of Stillwater had served the previous three seasons as an assistant coach at Vanderbilt and established himself as one of the nation's top assistant coaches over a span of just over a decade.

Holliday's hire has paid huge dividends as he has led the OSU program back to national prominence in his first eight seasons at the helm.

Since Holliday took over the reins, the Cowboys have never failed to make the postseason as he has guided them to 10 NCAA Regional appearances. During his tenure, the program has also celebrated four Big 12 Conference championships, including the program's first-ever regular season title, three NCAA Super Regional berths and a return to the College World Series for the first time since his playing days in 1999.

Over the last 11 years, OSU has won 403 games, the second-highest win total among Big 12 teams during that span, and has finished first or second in the conference standings seven times. His win total ranks as the second highest in program history, trailing only hall of famer Gary Ward's 953.

OSU's impressive 2016 run saw the Pokes make their 20th College World Series appearance, and Holliday became one of only 17 people in NCAA history to reach the CWS as both a player and head coach after playing for OSU teams in 1996 and 1999 that advanced to Omaha.

Holliday, who was named the 2016 ABCA/Diamond Midwest Regional Coach of the Year, guided OSU to a 43-22 overall record, and the Cowboys finished the season ranked No. 4 in the final national polls.

Holliday is the first former OSU player to serve as the program's head coach. A four-year letterwinner for the Cowboys from 1996-99, Holliday was a starter on Cowboy teams that made four NCAA Tournament appearances and reached the College World Series in 1996 and 1999.

During a career that spanned 256 games, which ranks second all time at OSU, Holliday compiled a career .311 batting average to go along with 53 home runs, 62 doubles and 237 RBIs. He was inducted into the OSU Baseball Hall of Fame in 2003.

Holliday was a three-time All-Big 12 performer, earning first-team honors in 1998 (at catcher) and 1999 (at third base). He was a second-team selection as a utility player in 1997 and was named the Big Eight Conference Freshman of the Year and a Freshman All-American in 1996.

Holliday was selected in the 1999 Major League Baseball Draft by Toronto in the ninth round and spent two years in the Blue Jays organization. Following his professional baseball career, Holliday returned to Stillwater and joined the OSU coaching staff, where he served as an assistant for three seasons. He was a student assistant in 2001 before joining the full-time staff the following year.

Holliday left Stillwater to continue his coaching career in 2004, and over an 11-year span, he served as an assistant coach at some of the nation's top baseball programs, serving stints on the staffs at North Carolina State, Georgia Tech, Arizona State and Vanderbilt. He coached on seven NCAA Tournament teams and three of those advanced to the College World Series (Georgia Tech in 2006, Arizona State in 2009 and Vanderbilt in 2011).

Holliday Year-By-Year At OSU

	Overall	Big 12
2013	41-19	13-10
2014	48-18	18-6
2015	38-20	14-8
2016	43-22	16-8
2017	30-27	8-14
2018	31-26-1	16-8
2019	40-21	14-9
2020	13-5	0-0
2021	36-19-1	12-12
2022	42-22	15-9
2023	41-20	15-9
2024	2-2	0-0
Totals	405-221-2 (.646)	141-92 (.605)

THE JOSH HOLLIDAY FILE

- **1996-99:** Played at Oklahoma State
- **1999-00:** Played in Toronto Blue Jays organization
- **2001-03:** Oklahoma State assistant coach
- **2004:** North Carolina State assistant coach
- **2005-07:** Georgia Tech assistant coach
- **2008-09:** Arizona State assistant coach
- **2010-12:** Vanderbilt assistant coach
- **2013-pres.:** Oklahoma State head coach

Here, There, Everywhere

A breakdown by venue of the Cowboys' record under Josh Holliday.

Year	Home	Away	Neutral
2013	24-7	9-7	8-5
2014	25-10	13-4	10-4
2015	19-8	9-9	10-3
2016	18-7	19-8	6-7
2017	16-14	6-10	8-3
2018	12-10-1	15-14	4-2
2019	19-7	12-11	9-3
2020	10-1	2-2	1-2
2021	23-8-1	8-7	5-4
2022	14-5	10-3	2-3
2023	25-9	11-7	5-4
2024	0-0	1-2	1-0
Totals	212-93-2 (.694)	121-86 (.585)	72-42 (.632)

Clutch

Of the Cowboys' 28 RBIs this season, 17 of those have come with two outs.

Close Calls

The Cowboys are 90-58 (.608) in one-run games with Josh Holliday at the helm.

That's Offensive

The Cowboys' lineup in 2023 produced some of the best offensive numbers in the program in years, among them a .301 team batting average and 108 home runs. It was OSU's highest batting average since 2010 and its most round trippers since 1999. The Pokes also posted a .536 slugging percentage, their best since the 1999 season.

The good news is that four regulars who owned a batting average of at least .330 last season return in 2024, led by Carson Bengé (.345) and Nolan Schubart (.338).

The Cowboys also return players who combined for 83 of their 144 doubles (58 percent) in 2023, while both Nolan Schubart (.667) and Tyler Wulfert (.620) turned in slugging percentages over .600.

Other notables:

- Carson Bengé posted a .468 on-base percentage as OSU's .468 OBP was its highest since 2008.
- Nolan Schubart's 74 RBIs were the most in a season by a Cowboy since 2007.

K Kounter

In the first 110 seasons of Cowboy Baseball, no OSU pitching staff recorded 600 strikeouts in a season, but the Pokes reached that mark in back-to-back seasons in 2022 and 2023.

In '22, the Cowboys shattered the program record for strikeouts in a season with 679, besting the previous mark by 91. The total ranked fifth nationally, and OSU was seventh in the NCAA in strikeouts per nine innings at 10.7.

Last season, the Cowboys led the Big 12 and rank ninth in the NCAA with 607 strikeouts. OSU's 10.7 strikeouts per nine innings was tops in the Big 12 and seventh nationally.

The eight pitchers returning to the staff in 2024 combined for 199 strikeouts a year ago. Janzen Keisel is OSU's returning strikeout leader; the right-hander had 40 punchouts in 25 innings as a sophomore.

Dynamic Duo

Cowboy sophomores Carson Bengé and Nolan Schubart had breakout seasons in 2023 and have been recognized among the nation's best talents entering 2024.

Both Bengé and Schubart are on USA Baseball's Golden Spikes Award Preseason Watch List, making up two of the 55 players on the list for baseball's top amateur player.

The duo also collected Preseason All-America honors as Schubart was named to the first team by the NCBWA and collected second-team honors from *D1Baseball.com* while Bengé made a pair of teams as a utility player, garnering third-team accolades from *Baseball America* and Perfect Game.

Bengé and Schubart were also voted to the Preseason All-Big 12 Team by the league's head coaches, with Schubart being a unanimous selection.

Two-Way Talent

As a redshirt freshman in 2023, Carson Bengé was a force at the plate and on the mound as he earned Freshman All-America honors, was a semifinalist for the John Olerud Two-Way Player of the Year Award and was an All-Big 12 First Team selection as a utility player while earning second-team honors as an outfielder.

After redshirting in 2022 following Tommy John surgery, Bengé started 52 games last season and posted a team-high .345 batting average to go along with seven home runs, 17 doubles and 43 RBIs. Spending most of his time in right field, Bengé also recorded a .468 on-base percentage and drew 42 walks as opposed to striking out just 32 times in nearly 200 at-bats.

On the mound, Bengé made 10 starts and went 2-2 with 35 strikeouts in 35.0 innings.

Random Fact: Carson's older brother, Garrett, was a two-time All-Big 12 infielder for OSU in 2016-17.

GAME NOTES

COWBOY BASEBALL BY THE NUMBERS

2,789/.661	OSU entered the 2024 season, the 113th in program history, with 2,789 wins and a .661 winning percentage
221	OSU's 221 All-Big 12 selections are the most of any program in conference history
137	OSU Cowboys have earned All-American honors 137 times in the program's history
100	Career home runs by Cowboy Pete Incaviglia, an NCAA record
61	OSU's record for wins in a season, set in 1984 & 1988
58	Consecutive game hitting streak for Robin Ventura in 1987, an NCAA record
48/143	Number of home runs & RBIs for Pete Incaviglia during the 1985 season, both NCAA records
57	Number of Cowboys to earn All-Big 12 First Team honors
48	NCAA Tournament berths for OSU, the fourth-highest total all time
34	Conference championships for the Cowboys (24 Big Eight, 5 Big 12, 5 Missouri Valley)
27	Cowboys have been named first-team All-American
24	Big Eight Conference championships, a record
20	College World Series appearances by OSU, which ranks sixth all time
19	Cowboys drafted in the first round of the Major League Baseball Draft
16	OSU won an NCAA record 16-straight Big Eight Conference championships from 1981-1996
15	Top 10 finishes in Baseball America final season polls (since 1981)
7	50 win seasons by the Cowboys
6	Berths in the College World Series championship game
5	NCAA Super Regional appearances by the Cowboys – 1999, 2007, 2014, 2016, 2019
4	Cowboys in the National College Baseball Hall of Fame – Robin Ventura, Pete Incaviglia, Gary Ward & Tom Borland
3	Cowboys named Big 12 Conference Pitcher of the Year – Thomas Hatch (2016), Michael Freeman (2014) & Andrew Heaney (2012)
2	Cowboy alumni who have been Major League Baseball managers – Robin Ventura (White Sox) & John Farrell (Blue Jays, Red Sox)
2	Cowboys named Big 12 Conference Player of the Year – Zach Fish (2014) & Tyler Mach (2006)
1	National championship for OSU, in 1959
1	Golden Spikes Award winner – Robin Ventura in 1988

Hit The Ground Hitting

In his first collegiate season, Nolan Schubart proved to be a powerful addition to the OSU lineup. The left-handed hitting outfielder collected All-America Third Team honors from *Collegiate Baseball*, the NCBWA and ABCA/Rawlings and was also named the Big 12 Co-Freshman of the Year and an All-Big 12 First Team performer.

Schubart is just the second Big 12 Freshman of the Year in OSU history, joining Matt Smith, who earned that acclaim in 1998. He is also one of only 27 freshmen in Big 12 history to have been named to the All-Big 12 First Team.

A starter in 59 games, Schubart hit .338 with 17 home runs, 20 doubles and 74 RBIs and turned in a .667 slugging percentage. His 74 RBIs was the most by a Cowboy since 2007.

Among all NCAA Division I freshmen in 2023, Schubart ranked second in RBIs, third in doubles, sixth in total bases (144), walks (43) and slugging percentage and seventh in home runs.

Random Fact: Schubart was originally committed to play at Michigan before a coaching change there led to him signing with the Cowboys.

Howling

Tyler Wulfert became the fourth Cowboy in program history to be named Big 12 Newcomer of the Year when he captured that award as a junior in 2023.

The Cowboy third baseman, who was also named to the All-Big 12 Second Team, recorded a .327 batting average, and he was OSU's leading hitter in Big 12 play at .386 to go along seven homers, eight doubles and 21 RBIs in league games.

Of Wulfert's 56 hits, 29 were for extra bases (9 HR, 17 2B, 3 3B), producing a .620 slugging percentage.

Random Fact: Wulfert's dad, Mark, was an 11th-round pick of the San Diego Padres in the 1995 MLB Draft and played two professional seasons for the Class A Clinton LumberKings.

Big Bat

Colin Brueggemann was in the starting lineup for only half of OSU's games in 2023, but in his first season in Stillwater, he proved to be a valuable hitter.

Brueggemann made 28 starts at DH and posted a .330 batting average, six home runs, 11 doubles and 36 RBIs en route to earning All-Big 12 Second Team accolades as a sophomore.

Brueggemann starred as a freshman at the JUCO level, hitting 20 homers and driving in 74 runs for Johnson County CC.

Random Fact: Brueggemann's dad, Dean, was a two-time MLB Draft pick (1995 & 1996), and the south-paw pitched in nearly 250 games over seven seasons in the Colorado Rockies organization.

Just Say No

OSU's 2024 roster includes four players who have been Major League Baseball Draft picks.

- Zach Ehrhard - Boston, 13th round, 2022
- Donovan LaSalle - Kansas City, 19th round, 2023
- Kollin Ritchie - Baltimore, 19th round, 2023
- Ryan Ure - Texas, 16th round, 2021

Scan this QR code to access the 2024 Cowboy Baseball Media Guide



THIS IS COWBOY BASEBALL

COWBOYS IN THE PROS



Name (Yrs. at OSU)	Team
Brady Basso, LHP (2017-19)	Oakland Athletics
Christian Encarnacion-Strand, 3B (2021)	Cincinnati Reds
Andrew Heaney, LHP (2010-12)	Texas Rangers
Jonathan Heasley, RHP (2017-18)	Baltimore Orioles
Victor Mederos, RHP (2022)	Los Angeles Angels



Triple A

Peyton Battenfield, RHP (2017-19)	Syracuse (Mets)
Trevor Boone, OF (2017-19)	Albuquerque (Rockies)
Matt Kroon, INF (2018)	Lehigh Valley (Phillies)
Ben Leeper, RHP (2016-20)	Iowa (Cubs)
*Donovan Walton, INF (2013-16)	Sacramento (Giants)
Garrett Williams, LHP (2014-16)	Las Vegas (A's)

Double A

Jensen Elliott, RHP (2016-19)	Bowie (Orioles)
Logan Gragg, RHP (2019)	Springfield (Cardinals)
Andrew Navigato, INF (2019)	Erie (Tigers)
Bryce Osmond, RHP (2020-22)	Rocket City (Angels)
Kaden Polcovich (2020)	Arkansas (Mariners)
Colin Simpson, C (2016-19)	Hartford (Rockies)
Jake Thompson, 3B (2020-22)	Pensacola (Marlins)
Caeden Trenkle, OF (2020-22)	Midland (A's)

High A

Griffin Doersching, 1B (2022)	Fort Wayne (Padres)
Max Hewitt, UTL (2018-21)	Great Lakes (Dodgers)
Jake Lyons, RHP (2019)	Aberdeen (Orioles)
Carson McCusker, OF (2018-21)	Cedar Rapids (Twins)
Brett Standlee, RHP (2019-21)	Eugene (Giants)
Justin Wroblewski, LHP (2021)	Great Lakes (Dodgers)

Single A

Chase Adkison, C (2022-23)	Palm Beach (Cardinals)
Marcus Brown, SS (2021-23)	Fredericksburg (Nats)
Zach Cable, RHP (2020-21)	Kannapolis (White Sox)
Trevor Martin, RHP (2021-22)	Charleston (Rays)
Nolan McLean, UTL (2021-23)	St. Lucie (Mets)
Hueston Morrill, RHP (2019-22)	Tampa (Yankees)
Roman Phansalkar, RHP (2020-22)	Inland Empire (Angels)
Roc Riggio, 2B (2022-23)	Tampa (Yankees)
Bayden Root, RHP (2022-23)	Carolina (Brewers)

Rookie

Justin Campbell, RHP (2020-22)	ACL Guardians
Brian Hendry, RHP (2023)	FCL Yankees
Juaron Watts-Brown, RHP (2023)	FCL Blue Jays

* - indicates has played in MLB

High Five

Oklahoma State entered the 2024 season as the fourth-winningest team in NCAA baseball history in terms of winning percentage at .661.

Team	Seasons	Wins	Losses	Ties	Pct.
1. Texas	127	3,665	1,397	31	.723
2. Florida State	76	3,024	1,193	11	.717
3. Miami (Fla.)	79	2,763	1,170	18	.702
4. Oklahoma State	112	2,789	1,428	6	.661
5. Arizona State	112	3,001	1,545	8	.660

2,789 & Counting

Oklahoma State began the 2024 season 14th on the NCAA's all-time Division I wins list with 2,789. The Cowboys are one of only 25 programs in Division I history to reach 2,700 victories, and of those, only one — Florida State and Miami (FL) — have played fewer seasons than OSU's 112.

Orange Blood

Baseball — and Oklahoma State — is a family affair for Josh Holliday.

Josh's father, Tom, served as an OSU assistant coach for 19 years then took over as the Cowboys' head coach from 1997-2003, leading the program to a College World Series appearance in 1999 (and coaching Josh in his final three college seasons). Tom spent four decades as a collegiate coach and was inducted into the OSU Cowboy Baseball Hall of Fame in 2016.

Josh's younger brother, Matt, was a Major League Baseball standout from 2004-18 who was named to seven All-Star teams in 15 career seasons with the Rockies, Athletics, Cardinals and Yankees. Matt was on the OSU staff as a volunteer assistant from 2019-22.

Josh's uncle, Dave Holliday, was an OSU assistant coach from 1981-87 and has since held a variety of roles in Major League Baseball, and his cousin, Heath Holliday, is a former Oklahoma State catcher and staff member who is now an assistant coach at Austin Peay.

Building A Winner

In the first 11 seasons as head coach at his alma mater, Josh Holliday has built a sparkling resume.

- The Cowboys have earned 10 NCAA Regional berths, advanced to three Super Regionals and played in the College World Series for the first time since Holliday was a senior for the Cowboys in 1999.

- OSU has finished first or second in the Big 12 Conference standings seven times, claiming the top spot in 2014 and 2023 and finishing second in 2013, 2015, 2016, 2018 and 2022.

- The Pokes have added four Big 12 championships to the program's total. In 2014, OSU won its first-ever Big 12 Conference regular season championship, and it claimed another in 2023. The Cowboys captured Big 12 Championship titles in 2017 and 2019.

- OSU hosted NCAA Regionals in 2014, 2015, 2022 and 2023 and was the top-seeded team each time. The Cowboys were a national seed twice — No. 7 in 2022 and No. 9 in 2019.

- Holliday has coached 93 All-Big 12 performers, 15 All-Americans, three Big 12 Newcomer of the Year winners, two Big 12 Pitcher of the Year honorees and a Big 12 Player of the Year.

- With over 400 wins, Holliday ranks second on OSU's all-time head coach wins list behind hall of famer Gary Ward, who guided the Pokes to 953 victories in 19 seasons.

Go Pro

During Josh Holliday's tenure as head coach, OSU has had 64 players selected in the Major League Baseball Draft. Twenty-seven of those were top 10 round picks, including two first-rounders in Jason Hursh and Justin Campbell; in 2022, a program-record seven Cowboys were top-10 round picks.

In 2016, OSU tied a program record with 11 MLB Draft picks. (The 2007 Cowboys also had 11 draftees). The 11 draft picks tied the Cowboys with Mississippi State for the third most of any Division I program in 2016 behind only Texas A&M (13) and Southern California (12).

OSU's nine 2022 draftees were the fourth most in program history and tied for the third most among Division I schools in '22.

The Wizard

In 11 seasons under Rob Walton's direction, OSU's pitching staffs have thrived.

The Cowboys' success under Walton includes 36 All-Big 12 pitchers, four first-team All-Americans, (Brendan McCurry, Michael Freeman, Thomas Hatch and Justin Campbell), two Big 12 Pitcher of the Year winners (Freeman and Hatch) and 31 MLB Draft picks, including two first rounders (Campbell and Jason Hursh).

Walton pitched on four College World Series teams at OSU from 1983-86. He was inducted into the Cowboy Baseball Hall of Fame in 2018.

O'BRATE STADIUM

O'BRATE STADIUM QUICK FACTS

Groundbreaking February 6, 2018

Dedication August 14, 2020
(O'Brate family & friends and OSU players & coaches in attendance)

Official Dedication May 20, 2021

First Game February 24, 2021
vs. Little Rock

Capacity 3,500 (permanent)
8,000 (expanded)

Premium Seats 420

Suites 11

Largest Crowd 7,811 vs. Oklahoma
(April 9, 2022)

Dimensions

Left-Field Line 330 ft.

Left-Field Power Alley 375 ft.

Center Field 402 ft.

Right-Field Power Alley 375 ft.

Right-Field Line 320 ft.

All-Time Record at O'Brate 69-29-1 (.702)

Year-by-Year

2021 23-8-1

2022 21-12

2023 25-9

• **First win** - Feb. 24, 2021 - OSU 7, Little Rock 2

• **Longest winning streak** - 14 games
(Feb. 26-March 26, 2023)

• **NCAA Regional host** - 2022, 2023

Largest O'Brate Stadium crowds

1. 7,811 vs. Oklahoma April 9, 2022

2. 7,738 vs. TCU April 22, 2022

3. 7,061 vs. Oklahoma March 29, 2022

4. 7,048 vs. Arkansas June 6, 2022

5. 6,769 vs. Oklahoma April 18, 2023

6. 6,653 vs. Oklahoma April 10, 2022

7. 6,556 vs. Baylor March 25, 2023

8. 6,550 vs. Kansas March 26, 2022

9. 6,530 vs. Oklahoma April 8, 2022

10. 6,489 vs. Texas April 1, 2023



If You Build It...

• OSU ranked 11th nationally in average home attendance in 2023; in the 32 home dates at O'Brate Stadium, the Cowboys averaged 5,074 fans. In a dozen Big 12 Conference games at home, OSU averaged 6,211 fans.

• OSU's total of 162,378 fans at O'Brate Stadium last season also ranked 11th in the NCAA.

• In 2022, OSU ranked eighth nationally in average home attendance at 5,580.

Oklahoma State began play in its new baseball complex, O'Brate Stadium, in 2021. Work on the \$75 million project (\$60 million in construction costs), which is located at the corner of Washington Street and McElroy Road, began in February 2018 and was completed during the spring of 2020.

Named after serial entrepreneur Cecil O'Brate, who gave \$35 million toward the project, O'Brate Stadium was officially dedicated on May 20, 2021. Inspired by Boone Pickens Stadium, the new home of the Cowboys has several amenities that cater to fans and players alike. The complex includes 3,500 permanent seats, 11 suites and 420 premium seats in dedicated club and suite areas. Seating can be expanded to 8,000 as needed.

The concourse area encompasses the entire playing field and features restroom and concession stands down the first-base and third-base lines, plus restrooms and spaces for temporary options such as food trucks in the outfield. Other features of the concourse area are tailgating tents, refreshment areas down both the right field and left field lines, a dedicated student section with special loge seating and terrace seating in the outfield that serves families with young children and groups looking for space and the ability to move around freely while watching games.

A 2,000-square foot video board allows for top-of-the-line graphics and video content to further enhance the game day experience, and fans benefit from a large parking lot that accommodates about 600 vehicles beyond center field.

The playing surface is natural grass and features a top-of-the-line drainage system. A second artificial turf infield is used for practice and is one-third of a maximum-efficiency "training triangle" area that also includes an indoor facility and a pitching lab that allows the Cowboys to practice year-round, regardless of weather conditions, without having to utilize the ballpark's main playing surface.

There are several notable cutting-edge technology features for swing training and pitching development built into the complex, including the TrackMan system, which measures pitch velocity, exit speed, launch angle, distance and more. Additionally, pitchers benefit from specialized equipment built for arm care and injury prevention.

Situated along the left-field line, the clubhouse and team room areas provide plush accommodations for the Cowboys, starting with a 7,400-square-foot locker room and player lounge space that has top-of-the-line lockers for each player. In that same area are a nutrition center that includes a sports performance pantry and fueling station and can accommodate the Cowboys' game day nutrition needs, a tiered-seated classroom that seats 50 and a fully modernized grand entrance that leads to the new operations center.

The operations center houses a sports medicine area with state-of-the-art hydrotherapy equipment, a modern weight room and a baseball-specific laundry center and equipment room. Former players have a dedicated space within the operations center that includes lockers they can utilize when returning to campus to continue their professional baseball training while finishing out their academic degree programs.

"Our vision was to build a facility that would allow us to develop players at the highest level, teach leadership concepts and principles, embrace the team concept and provide a first-class experience for our loyal fans and alumni," said head coach Josh Holliday. "When we set out to do this, we wanted to do it with our Stillwater community in mind and capture the same game day passion we see on display each Saturday at Boone Pickens Stadium and throughout the winter at Gallagher-Iba Arena. The end result was exactly what we wanted. We accomplished our goal, and it is beyond anything I could have envisioned."



The home of Cowboy Baseball bears the name of the late Cecil O'Brate, who gave \$35 million toward the project.

O'Brate passed away at the age of 95 in late January; this season, the Cowboys are wearing patches on their hats and decals on their batting helmets with Cecil's signature.

Born in Enid, Okla., O'Brate attended Oklahoma State (then Oklahoma A&M) from 1946-48 and went on to a career as a self-made serial entrepreneur. He is the owner, developer, and operator of multiple businesses in numerous and diverse industries such as agriculture, banking, manufacturing, energy, hospitality, real estate, alternative energy, medicine, and food science.

"OSU has always had a special place in my heart," O'Brate said. "My time at what was then Oklahoma A&M provided a strong foundation for the successes I have achieved over the years. I am honored to give back to the university that gave me my start 70 years ago. When I look at OSU today, I see a university that continues to enrich and inspire students. These students will carry the traditions and heart of OSU out into the world. For that reason, I am proud to give to OSU and the new generations of Cowboys. Go Pokes!"



COWBOYS IN THE RANKINGS

Baseball America (Feb. 19)

1. Wake Forest	3-0
2. LSU	3-0
3. Arkansas	2-1
4. Oregon State	3-0
5. Florida	0-1
6. TCU	3-0
7. Vanderbilt	2-1
8. Tennessee	2-1
9. Clemson	3-0
10. Virginia	3-0
11. Texas A&M	3-0
12. South Carolina	3-0
13. Duke	3-0
14. Texas	2-1
15. East Carolina	3-0
16. North Carolina	3-0
17. Texas Tech	2-1
18. Iowa	2-1
19. North Carolina State	2-1
20. Auburn	3-0
21. UC Irvine	3-0
22. Indiana	2-1
23. Coastal Carolina	1-2
24. UCLA	3-0
25. Dallas Baptist	3-0

D1Baseball (Feb. 19)

1. Wake Forest	3-0
2. Arkansas	2-1
3. LSU	3-0
4. Florida	0-1
5. TCU	3-0
6. Vanderbilt	2-1
7. Oregon State	3-0
8. Texas A&M	3-0
9. Tennessee	2-1
10. Clemson	3-0
11. East Carolina	3-0
12. Duke	3-0
13. North Carolina State	2-1
14. Virginia	3-0
15. North Carolina	3-0
16. Texas	2-1
17. Alabama	3-0
18. Iowa	2-1
19. Texas Tech	2-1
20. UCLA	3-0
21. South Carolina	3-0
22. UC Santa Barbara	1-2
23. Indiana	2-1
24. Kansas State	2-1
25. Coastal Carolina	1-2

USA TODAY Sports (Preseason)

1. Wake Forest	54-12
2. LSU	54-17
3. Florida	54-17
4. Arkansas	43-18
5. TCU	44-24
6. Vanderbilt	42-20
7. Oregon State	41-20
8. Tennessee	44-22
9. Clemson	44-19
10. Texas A&M	38-27
11. Virginia	50-15
12. East Carolina	47-19
13. Texas	42-22
14. Duke	39-24
15. North Carolina	36-24
16. North Carolina State	36-21
17. Alabama	43-21
T-18. UC Santa Barbara	35-20
T-18. Coastal Carolina	42-21
20. Iowa	44-16
21. South Carolina	42-21
22. Texas Tech	41-23
23. Stanford	44-20
24. UCLA	28-24-1
25. Northeastern	44-16

Perfect Game (Feb. 19)

1. Wake Forest	3-0
2. Arkansas	2-1
3. LSU	3-0
4. Texas A&M	3-0
5. TCU	3-0
6. Florida	0-1
7. Vanderbilt	2-1
8. Oregon State	3-0
9. Texas	2-1
10. Virginia	3-0
11. Tennessee	2-1
12. South Carolina	3-0
13. North Carolina	3-0
14. Auburn	3-0
15. East Carolina	3-0
16. UCLA	3-0
17. Duke	3-0
18. Clemson	3-0
19. Iowa	2-1
20. North Carolina State	2-1
21. Kansas State	2-1
22. Cal State Fullerton	2-1
23. Stanford	1-2
24. Dallas Baptist	3-0
25. Alabama	3-0

NCBWA (Feb. 19)

1. Wake Forest	3-0
2. LSU	3-0
3. TCU	3-0
4. Oregon State	3-0
5. Arkansas	2-1
6. Florida	0-1
7. Tennessee	2-1
8. Clemson	3-0
9. Texas A&M	3-0
10. Vanderbilt	2-1
11. Virginia	3-0
12. Duke	3-0
13. East Carolina	3-0
14. North Carolina	3-0
15. Texas	2-1
16. South Carolina	3-0
17. North Carolina State	2-1
18. Alabama	3-0
19. UCLA	3-0
20. Texas Tech	2-1
21. Iowa	2-1
22. Auburn	3-0
23. Stanford	1-2
24. Kentucky	3-0
25. Dallas Baptist	3-0

Cowboys Week-By-Week In The National Polls

	Baseball America	D1 Baseball	USA Today	Perfect Game	NCBWA
Preseason	21	NR	NR	22	29
Feb. 19	NR	NR	NR	NR	RV



2024 OVERALL STATISTICS

Record: 2-2 Home: 0-0 Away: 1-2 Neutral: 1-0 Big 12 Conf.: 0-0

Player	avg	gp-gs	ab	r	h	2b	3b	hr	rbi	tb	slg%	bb	hp	so	gdp	ob%	sf	sh	sb-att	po	a	e	fld%
3 Benge, Carson	.500	4-4	16	4	8	3	0	0	4	11	.688	3	0	2	0	.579	0	0	2-2	13	1	0	1.000
2 Meola, Aidan	.412	4-4	17	3	7	1	0	0	5	8	.471	1	0	6	0	.444	0	0	0-0	4	10	1	.933
6 Forsythe, Lane	.385	4-4	13	3	5	1	0	0	3	6	.462	2	0	4	0	.467	0	2	1-1	8	11	0	1.000
18 Sylvester, Beau	.308	4-4	13	4	4	0	0	0	2	4	.308	1	0	2	0	.333	1	0	0-0	31	2	0	1.000
4 Ehrhard, Zach	.286	4-4	14	4	4	0	0	1	4	7	.500	2	1	2	0	.368	2	0	0-0	11	0	0	1.000
12 Brueggemann, Coli	.267	4-4	15	3	4	0	0	0	0	4	.267	3	1	7	0	.421	0	0	0-0	29	0	0	1.000
10 Schubart, Nolan	.250	4-4	16	3	4	1	0	1	6	8	.500	1	0	5	0	.278	1	0	0-0	1	0	0	1.000
17 Wulfert, Tyler	.188	4-4	16	4	3	1	0	1	4	7	.438	1	0	2	1	.222	1	0	0-0	0	3	0	1.000

15 Ortiz, Avery	.500	2-1	2	0	1	0	0	0	0	1	.500	1	0	0	0	.667	0	0	0-0	1	0	0	1.000
5 Crull, Jaxson	.333	3-1	3	2	1	0	0	0	0	1	.333	0	0	1	0	.333	0	1	0-1	1	0	0	1.000
13 Ritchie, Kollin	.000	4-2	8	0	0	0	0	0	0	0	.000	1	0	4	0	.111	0	0	0-0	0	0	0	.000
19 LaSalle, Donovan	.000	2-0	5	0	0	0	0	0	0	0	.000	0	0	1	0	.000	0	0	0-0	0	0	0	.000
8 Daugherty, Ian	.000	1-0	2	0	0	0	0	0	0	0	.000	0	0	0	0	.000	0	0	0-0	3	0	0	1.000
44 Knight, Max	.000	1-0	1	0	0	0	0	0	0	0	.000	0	0	0	0	.000	0	0	0-0	0	0	0	.000
7 Proctor, Kyler	.000	2-0	1	0	0	0	0	0	0	0	.000	0	0	0	0	.000	0	0	0-0	1	2	1	.750
Totals	.289	4	142	30	41	7	0	3	28	57	.401	16	2	36	1	.358	5	3	3-4	103	33	2	.986
Opponents	.256	4	129	15	33	5	0	0	15	38	.295	18	3	32	4	.355	2	0	4-6	108	25	5	.964

LOB - Team (30), Opp (34). DPs turned - Team (6), Opp (1). IBB - Team (0), Opp (3).

(All games Sorted by Earned run avg)

Player	era	w-l	app	gs	cq	sho	sv	ip	h	r	er	bb	so	2b	3b	hr	b/avg	wp	hp	bk	sfa	sha
14 Holiday, Brian	0.00	0-0	1	1	0	0/0	0	6.0	2	0	0	1	4	1	0	0	.100	1	0	0	0	0
39 Keisel, Janzen	0.00	1-0	1	1	0	0/0	0	5.0	3	0	0	3	6	0	0	0	.200	0	0	0	0	0
27 Garcia, Sam	8.31	0-1	1	1	0	0/0	0	4.1	5	4	4	1	4	2	0	0	.263	0	0	0	0	0

53 Bogusz, Ryan	0.00	0-0	2	0	0	0/0	0	3.0	2	0	0	1	3	0	0	0	.182	0	0	0	0	0
48 Weber, Aaron	0.00	1-0	2	0	0	0/0	0	2.2	0	0	0	0	0	0	0	0	.000	0	0	0	0	0
22 Davis, Gabe	0.00	0-0	1	0	0	0/0	0	2.0	0	0	0	1	2	0	0	0	.000	0	0	0	0	0
56 Bade, Kyle	0.00	0-0	1	0	0	0/0	0	0.1	1	0	0	2	0	0	0	0	1.000	0	1	0	0	0
3 Benge, Carson	0.00	0-0	1	0	0	0/0	0	0.1	0	0	0	2	0	0	0	0	.000	0	0	0	0	0
32 Blake, Drew	4.50	0-0	2	0	0	0/0	0	2.0	2	1	1	2	2	0	0	0	.250	0	0	1	0	0
31 Cranz, Robert	4.50	0-1	2	0	0	0/0	0	2.0	2	1	1	2	1	0	0	0	.286	0	0	0	0	0
25 O'Toole, Evan	9.00	0-0	1	0	0	0/0	0	1.0	1	1	1	0	0	1	0	0	.500	0	1	0	1	0
30 Molsky, Tommy	10.80	0-0	1	0	0	0/0	0	1.2	2	2	2	2	2	1	0	0	.333	1	0	0	0	0
28 Phillips, Brennan	12.00	0-0	2	1	0	0/0	0	3.0	8	4	4	1	5	0	0	0	.500	0	1	1	1	0
33 Hudgens, Bryson	18.00	0-0	1	0	0	0/0	0	1.0	5	2	2	0	3	0	0	0	.625	0	0	0	0	0
Totals	3.93	2-2	4	4	0	0/0	0	34.1	33	15	15	18	32	5	0	0	.256	2	3	2	2	0
Opponents	7.00	2-2	4	4	0	0/0	1	36.0	41	30	28	16	36	7	0	3	.289	1	2	2	5	3

PB - Team (0), Opp (1). SBA/ATT - Sylvester (4-5), Molsky (1-2), Bade (0-1), Davis, G. (1-1), Garcia, Sam (1-1), Benge, C. (1-1).



2023 BIG 12 STATISTICS

Record: 15-9 Home: 8-4 Away: 7-5 Big 12 Conf.: 15-9

Player	avg	gp-gs	ab	r	h	2b	3b	hr	rbi	tb	slg%	bb	hp	so	gdp	ob%	sf	sh	sb-att	po	a	e	fld%
17 Wulfert, Tyler	.386	23-21	83	24	32	8	2	7	21	65	.783	8	1	19	1	.432	3	0	2-2	8	20	1	.966
3 Bengé, Carson	.365	24-22	85	29	31	9	0	4	17	52	.612	21	1	12	2	.491	1	0	5-6	38	6	1	.978
7 Riggio, Roc	.333	24-24	96	27	32	6	2	6	24	60	.625	19	3	18	4	.454	1	0	2-2	35	62	2	.980
33 Adkison, Chase	.321	23-23	84	21	27	4	1	4	19	45	.536	8	6	12	3	.418	0	2	0-1	224	22	1	.996
10 Schubart, Nolan	.310	24-24	87	20	27	12	0	6	27	57	.655	23	0	30	1	.450	1	0	1-1	32	0	2	.941
19 Brown, Marcus	.267	24-24	86	16	23	6	2	5	18	48	.558	6	5	17	2	.347	1	0	0-0	31	49	2	.976
31 Mendham, David	.242	24-24	99	15	24	5	0	4	25	41	.414	9	3	9	3	.324	0	0	1-1	157	9	2	.988
4 Ehrhard, Zach	.226	18-15	62	15	14	1	0	1	5	18	.290	9	1	14	1	.333	0	1	3-3	28	1	1	.967

8 Daugherty, Ian	.400	5-1	5	2	2	2	0	0	0	4	.800	2	0	2	0	.571	0	0	0-0	19	1	0	1.000
12 Brueggemann, Coli	.300	16-10	40	8	12	3	0	4	20	27	.675	6	0	14	0	.383	1	0	1-1	3	0	0	1.000
13 McLean, Nolan	.256	11-11	39	8	10	1	0	4	7	23	.590	4	0	19	0	.318	1	0	0-1	13	1	2	.875
2 Meola, Aidan	.235	6-4	17	4	4	2	1	0	0	8	.471	1	0	4	0	.278	0	0	0-0	3	5	1	.889
5 Crull, Jaxson	.231	16-3	13	5	3	0	0	0	2	3	.231	5	1	5	0	.474	0	1	2-2	11	0	0	1.000
6 Holt, Brennan	.182	15-3	22	6	4	0	0	1	4	7	.318	6	0	10	0	.357	0	0	1-1	8	0	0	1.000
18 Sylvester, Beau	.158	12-7	19	2	3	1	0	0	0	4	.211	2	0	7	0	.238	0	0	0-0	4	0	0	1.000
15 Turley, Noah	.000	4-0	3	0	0	0	0	0	0	0	.000	0	0	1	0	.000	0	0	0-0	2	0	0	1.000
Totals	.295	24	840	202	248	60	8	46	189	462	.550	129	21	193	17	.398	9	4	18-21	626	193	20	.976
Opponents	.284	24	825	139	234	41	4	30	128	373	.452	109	18	256	14	.376	8	8	29-37	618	215	18	.979

LOB - Team (183), Opp (203). DPs turned - Team (20), Opp (17). IBB - Team (0), Opp (3). Picked off - Mendham 1.

(Big 12 Conf. games only Sorted by Earned run avg)

Player	era	w-l	app	gs	cg	sho	sv	ip	h	r	er	bb	so	2b	3b	hr	b/avg	wp	hp	bk	sfa	sha
34 Stebens, Isaac	3.86	1-1	12	0	0	0/0	2	25.2	22	17	11	11	40	2	0	1	.234	1	4	0	2	0
55 Abram, Ben	6.02	4-2	8	8	0	0/0	0	40.1	54	27	27	14	42	9	1	13	.318	1	0	2	1	1
23 Watts-Brown, Juaro	6.25	2-4	8	8	0	0/0	0	40.1	36	33	28	31	63	11	2	6	.234	9	6	1	3	2

53 Bogusz, Ryan	0.00	0-0	2	0	0	0/0	0	4.1	7	0	0	2	2	0	0	0	.389	0	0	0	0	1
14 Root, Bayden	1.17	2-0	3	0	0	0/0	0	7.2	6	1	1	1	8	1	0	0	.222	0	1	0	0	0
13 McLean, Nolan	1.93	1-1	3	1	0	0/0	0	9.1	10	2	2	8	15	1	0	0	.278	1	0	0	0	1
32 Blake, Drew	2.92	0-0	12	0	0	0/0	0	12.1	12	6	4	3	11	2	0	0	.255	0	1	1	0	1
22 Davis, Gabe	3.97	0-0	7	0	0	0/0	1	11.1	9	5	5	6	16	2	0	3	.225	0	1	0	0	0
25 O'Toole, Evan	5.09	3-1	8	0	0	0/0	0	17.2	23	10	10	9	12	1	0	1	.329	1	1	0	0	1
3 Bengé, Carson	5.40	1-0	4	4	0	0/0	0	15.0	18	9	9	13	15	6	0	2	.300	3	2	0	0	0
27 Hendry, Brian	6.94	1-0	10	3	0	0/0	0	23.1	29	21	18	9	30	5	1	3	.299	0	2	0	2	1
28 Phillips, Brennan	18.00	0-0	1	0	0	0/0	0	1.0	3	2	2	1	2	1	0	0	.500	0	0	0	0	0
52 Benzor, Michael	54.00	0-0	4	0	0	0/0	0	0.1	5	6	2	1	0	0	0	1	.833	0	0	0	0	0
Totals	5.13	15-9	24	24	0	0/0	3	208.2	234	139	119	109	256	41	4	30	.284	16	18	4	8	8
Opponents	8.13	9-15	24	24	1	1/0	3	206.0	248	202	186	129	193	60	8	46	.295	20	21	1	9	4

PB - Team (3), Adkison 3, Opp (3). Pickoffs - Team (4), Adkison 3, Bengé, C. 1, Opp (1). SBA/ATT - Adkison (28-35), Abram (9-10), Bengé, C. (6-7), Watts-Brown (4-6), O'Toole (3-4), Hendry (2-2), Blake (0-2), Davis, G. (2-2), Root (2-2), Daugherty (1-1), Stebens (0-1), McLean (1-1).



2024 SUMMARY

Score by innings	1	2	3	4	5	6	7	8	9	Total
Oklahoma State	4	1	8	1	13	0	3	0	0	30
Opponents	3	3	0	0	2	1	3	0	3	15

Record when ...

Overall	2-2	After 6 leading	2-1
Conference	0-0 trailing	0-1
Non-Conference	2-2 tied	0-0
Home games	0-0	After 7 leading	2-0
Away games	1-2 trailing	0-1
Neutral site	1-0 tied	0-1
Day games	1-1	After 8 leading	2-0
Night games	1-1 trailing	0-1
vs Left starter	0-1 tied	0-1
vs Right starter	2-1		
1-Run games	0-1	Hit 0 home runs	1-2
2-Run games	0-0	... 1 home run	0-0
5+Run games	1-1	... 2+ home runs	1-0
Extra innings	0-0		
Shutouts	0-0	Opponent 0 home runs	2-2
	 1 home run	0-0
Scoring 0-2 runs	0-2 2+ HRs	0-0
..... 3-5 runs	0-0		
..... 6-9 runs	1-0	Made 0 errors	0-2
..... 10+ runs	1-0 1 error	2-0
	 2+ errors	0-0
Opponent 0-2 runs	1-1		
..... 3-5 runs	1-0	Opp. made 0 errors	1-0
..... 6-9 runs	0-1 1 error	0-1
..... 10+ runs	0-0 2+ errors	1-1
Scored in 1st inning	1-1		
Opp. scored in 1st	1-1	Out-hit opponent	1-0
Scores first	2-1	Out-hit by opponent	1-1
Opp. scores first	0-1	Hits are tied	0-1

Record when team scores:

Runs	0	1	2	3	4	5	6	7	8	9	10+
W-L	0-0	0-1	0-1	0-0	0-0	0-0	0-0	0-0	1-0	0-0	1-0

Record when opponent scores:

Runs	0	1	2	3	4	5	6	7	8	9	10+
W-L	0-0	0-0	1-1	0-0	1-0	0-0	0-0	0-1	0-0	0-0	0-0

Record when leading after:

Inn.	1	2	3	4	5	6	7	8
W-L	1-1	1-1	1-1	2-1	2-1	2-1	2-0	2-0

Record when trailing after:

Inn.	1	2	3	4	5	6	7	8
W-L	0-1	1-1	0-1	0-1	0-1	0-1	0-1	0-1

Record when tied after:

Inn.	1	2	3	4	5	6	7	8
W-L	1-0	0-0	1-0	0-0	0-0	0-0	0-1	0-1

Current winning streak: 2

Longest winning streak: 2

Longest losing streak: 2

Home attendance : 0 (0 dates avg = 0)

Away attendance : 4237 (4 dates avg = 1059)

Total attendance: 4237 (4 dates avg = 1059)



2024 MISCELLANEOUS

Multiple Hit Games	2	3	4	5+	Total
3 Bengé, Carson	1	-	1	-	2
2 Meola, Aidan	1	1	-	-	2
10 Schubart, Nolan	2	-	-	-	2
18 Sylvester, Beau	2	-	-	-	2
17 Wulfert, Tyler	1	-	-	-	1
4 Ehrhard, Zach	-	1	-	-	1
6 Forsythe, Lane	-	1	-	-	1
12 Brueggemann, Coli	-	1	-	-	1
TEAM	7	4	1	0	12

Multiple RBI Games	2	3	4	5+	Total
10 Schubart, Nolan	-	2	-	-	2
2 Meola, Aidan	-	-	1	-	1
3 Bengé, Carson	-	-	1	-	1
6 Forsythe, Lane	-	1	-	-	1
4 Ehrhard, Zach	1	-	-	-	1
17 Wulfert, Tyler	-	1	-	-	1
18 Sylvester, Beau	1	-	-	-	1
TEAM	2	4	2	0	8

Hitting Streaks	Longest	Current
2 Meola, Aidan	4	4
3 Bengé, Carson	4	4
6 Forsythe, Lane	3	-
4 Ehrhard, Zach	2	-
10 Schubart, Nolan	2	2
17 Wulfert, Tyler	2	2
5 Crull, Jaxson	1	1
15 Ortiz, Avery	1	1
12 Brueggemann, Coli	1	-
18 Sylvester, Beau	1	-

Reached Base Streaks	Longest	Current
6 Forsythe, Lane	4	4
2 Meola, Aidan	4	4
3 Bengé, Carson	4	4
4 Ehrhard, Zach	3	3
10 Schubart, Nolan	2	2
17 Wulfert, Tyler	2	2
15 Ortiz, Avery	2	2
12 Brueggemann, Coli	2	2
5 Crull, Jaxson	1	1
13 Ritchie, Kollin	1	-
18 Sylvester, Beau	1	-



2024 STARTING LINEUPS

OSU RECORD BY STARTERS

Starting Lineup By Position (Team W-L record when starter)

PITCHER:

27 Garcia, Sam	1	(0-1)
28 Phillips, Brennan	1	(1-0)
14 Holiday, Brian	1	(0-1)
39 Keisel, Janzen	1	(1-0)

CATCHER:

18 Sylvester, Beau	4	(2-2)
--------------------	---	-------

FIRST BASE:

12 Brueggemann, Col	4	(2-2)
---------------------	---	-------

SECOND BASE:

2 Meola, Aidan	4	(2-2)
----------------	---	-------

THIRD BASE:

17 Wulfert, Tyler	4	(2-2)
-------------------	---	-------

SHORTSTOP:

6 Forsythe, Lane	4	(2-2)
------------------	---	-------

LEFT FIELD:

10 Schubart, Nolan	3	(1-2)
5 Crull, Jaxson	1	(1-0)

CENTER FIELD:

4 Ehrhard, Zach	4	(2-2)
-----------------	---	-------

RIGHT FIELD:

3 Bengé, Carson	4	(2-2)
-----------------	---	-------

DESIGNATED HITTER:

13 Ritchie, Kollin	2	(1-1)
15 Ortiz, Avery	1	(0-1)
10 Schubart, Nolan	1	(1-0)

BY POSITION

Opponent	P	C	1B	2B	3B	SS	LF	CF	RF	DH
Sam Houston	Garcia	Sylvester	Brueggemann	Meola	Wulfert	Forsythe	Schubart	Ehrhard	Benge	Ritchie
Sam Houston	Holiday	Sylvester	Brueggemann	Meola	Wulfert	Forsythe	Schubart	Ehrhard	Benge	Ortiz
Sam Houston	Keisel	Sylvester	Brueggemann	Meola	Wulfert	Forsythe	Crull	Ehrhard	Benge	Schubart
ACU	Phillips	Sylvester	Brueggemann	Meola	Wulfert	Forsythe	Schubart	Ehrhard	Benge	Ritchie



2024 STARTING LINEUPS/HOLLIDAY vs. THE NATION

HOLLIDAY RECORD VS. OPPONENTS

<i>Team</i>	<i>Record</i>
Abilene Christian	5-0
Alcorn State	6-0
Arizona	1-3
Arizona State	11-5
Arkansas	3-5
Arkansas-Pine Bluff	2-0
Auburn	0-1
Austin Peay	3-0
Baylor	19-11
Binghamton	1-0
Bowling Green	1-0
BYU	5-1
Cal Baptist	1-0
Cal State Fullerton	2-0
Central Arkansas	2-3
Cincinnati	0-0
Clemson	2-0
Creighton	1-0
Dallas Baptist	8-5
East Tennessee State	3-0
Eastern Michigan	1-2
Gonzaga	1-3
Grand Canyon	8-4-1
Harvard	1-0
Houston	0-0
Illinois	1-3
Illinois State	3-0
Indiana State	2-1
Incarnate Word	3-0
Iona	4-0
Iowa	2-4
Kansas	21-10
Kansas State	26-5
Lamar	1-2
Little Rock	6-1
Louisville	0-1
Loyola Marymount	4-2
Manhattan	1-0
Marist	2-0
Mercer	0-0
Miami (Fla.)	1-1
Michigan	7-2
Missouri	1-0
Missouri State	15-3
NJIT	3-0
Nebraska	5-0
New Mexico	4-1
New Orleans	2-0
North Carolina	0-3
Northwestern State	3-0
Oakland	3-1
Oklahoma	33-13
Oral Roberts	5-14
Oregon State	3-1
Pacific	1-0
Prarie View A&M	2-0
Rutgers	1-0
Saint Louis	2-1
Sam Houston	1-3
San Diego	1-2
Seton Hall	4-1-1
South Carolina	2-0
South Florida	2-0
South Dakota State	2-1
Southeast Missouri State	3-0
Southeastern Louisiana	2-1
Southeastern Oklahoma State	1-0
Stephen F. Austin	2-1
St. John's	1-1
Stetson	0-2
TCU	17-22
Texas	26-14
Texas A&M	1-0
Texas State	4-2
Texas Tech	14-23
UCF	0-0
UCLA	0-2
UConn	1-1
UC Davis	2-1
UC Irvine	0-2
UC Santa Barbara	1-2
ULM	0-1
UNCW	3-0
USC	1-0
UT Arlington	2-1
UT Rio Grande Valley (UTPA)	7-2
Utah	1-0
Utah Tech	4-0
Vanderbilt	3-4
Washington	1-0
Washington State	1-0
West Virginia	21-15
Western Illinois	2-0
Wichita State	14-4
Wright State	4-1

Bold indicates 2024 opponent

BY BATTING ORDER

<i>Opponent</i>	<i>1</i>	<i>2</i>	<i>3</i>	<i>4</i>	<i>5</i>	<i>6</i>	<i>7</i>	<i>8</i>	<i>9</i>
Sam Houston	Ehrhard	Benge	Schubart	Brueggemann	Wulfert	Ritchie	Meola	Sylvester	Forsythe
Sam Houston	Benge	Ehrhard	Brueggemann	Wulfert	Schubart	Meola	Ortiz	Sylvester	Forsythe
Sam Houston	Ehrhard	Benge	Wulfert	Brueggemann	Schubart	Meola	Crull	Sylvester	Forsythe
ACU	Ehrhard	Benge	Wulfert	Brueggemann	Schubart	Meola	Ritchie	Sylvester	Forsythe



PLAYER OSU CAREER/SEASON HIGHS

#56 Kyle Bade, LHP*Season/Career Highs*

IP	0.1	vs. Sam Houston	Feb. 16
H	1	vs. Sam Houston	Feb. 16
R	n/a		
ER	n/a		
BB	2	vs. Sam Houston	Feb. 16
SO	n/a		

#3 Carson Benge, OF/RHP*Season Highs (Hitting)*

H	4	vs. Sam Houston	Feb. 18
R	2	vs. Sam Houston	Feb. 18
RBI	4	vs. Sam Houston	Feb. 18
BB	1	last time vs. ACU	Feb. 21
SO	1	last time vs. ACU	Feb. 21
SB	1	last time vs. ACU	Feb. 21

Career Highs (Hitting)

H	4	vs. Sam Houston	Feb. 18
R	3	last time vs. Kansas State	5/12/23
RBI	5	vs. Baylor	3/25/23
BB	4	vs. Oklahoma	4/18/23
SO	3	vs. Oral Roberts	5/2/23
SB	2	vs. Texas Tech	3/17/23

Season Highs (Pitching)

IP	0.1	vs. Sam Houston	Feb. 17
H	n/a		
R	n/a		
ER	n/a		
BB	2	vs. Sam Houston	Feb. 17
SO	n/a		

Career Highs (Pitching)

IP	5.1	vs. Oral Roberts	5/2/23
H	6	vs. West Virginia	4/16/23
R	5	vs. Dallas Baptist	3/28/23
ER	5	vs. Dallas Baptist	3/28/23
BB	5	vs. West Virginia	4/16/23
SO	9	vs. Oral Roberts	5/2/23

#32 Drew Blake, LHP*Season Highs*

IP	1.1	vs. ACU	Feb. 21
H	1	last time vs. ACU	Feb. 21
R	1	vs. Sam Houston	Feb. 17
ER	1	vs. Sam Houston	Feb. 17
BB	2	vs. Sam Houston	Feb. 17
SO	1	last time vs. ACU	Feb. 21

Career Highs

IP	4.0	vs. Texas	4/2/23
H	3	last time vs. Texas Tech	5/27/23
R	3	last time vs. Texas Tech	5/27/23
ER	3	last time vs. Texas Tech	5/27/23
BB	3	last time vs. Oklahoma	5/24/23
SO	5	vs. Texas	4/2/23

#53 Ryan Bogusz, RHP*Season Highs*

IP	2.0	vs. Sam Houston	Feb. 18
H	2	vs. Sam Houston	Feb. 18
R	n/a		
ER	n/a		
BB	1	vs. Sam Houston	Feb. 18
SO	2	vs. Sam Houston	Feb. 18

Career Highs

IP	8.0	vs. Texas	5/28/22
H	5	vs. Texas	5/28/22
R	6	vs. Missouri State	6/5/22
ER	6	vs. Missouri State	6/5/22
BB	3	vs. Texas	5/28/22
SO	5	last time vs. Arkansas	6/6/22

#12 Colin Brueggemann, 1B/DH*Season Highs*

H	3	vs. Sam Houston	Feb. 18
R	2	vs. ACU	Feb. 21
RBI	n/a		
BB	2	vs. ACU	Feb. 21
SO	3	vs. Sam Houston	Feb. 17
SB	n/a		

Career Highs

H	3	vs. Sam Houston	Feb. 18
R	3	vs. Dallas Baptist	3/14/23
RBI	5	vs. Oklahoma	5/18/23
BB	4	vs. ETSU	5/6/23
SO	3	last time vs. Sam Houston	Feb. 17
SB	1	vs. Kansas	4/21/23

#31 Robert Cranz, RHP*Season/OSU Career Highs*

IP	1.1	vs. Sam Houston	Feb. 17
H	2	vs. Sam Houston	Feb. 17
R	1	vs. Sam Houston	Feb. 17
ER	1	vs. Sam Houston	Feb. 17
BB	2	vs. Sam Houston	Feb. 17
SO	1	vs. Sam Houston	Feb. 17

#5 Jaxson Crull, OF*Season Highs*

H	1	vs. Sam Houston	Feb. 18
R	2	vs. Sam Houston	Feb. 18
RBI	n/a		
BB	n/a		
SO	1	vs. Sam Houston	Feb. 18
SB	n/a		

Career Highs

H	2	last time vs. Utah Tech	3/11/23
R	2	last time vs. Sam Houston	Feb. 18
RBI	2	last time vs. Missouri State	6/5/22
BB	3	vs. Texas Tech	3/17/23
SO	3	vs. Texas Tech	3/19/21
SB	2	vs. Gonzaga	3/4/22

#8 Ian Daugherty, C*Season Highs*

H	n/a		
R	n/a		
RBI	n/a		
BB	n/a		
SO	n/a		
SB	n/a		
H	3	vs. Wichita State	4/26/22
R	3	vs. Missouri State	6/5/22
RBI	3	vs. Wichita State	4/26/22
BB	3	vs. Missouri State	6/5/22
SO	3	vs. Missouri State	6/5/22
SB	1	last time vs. Michigan	4/30/23

#22 Gabe Davis, RHP*Season Highs*

IP	2.0	vs. ACU	Feb. 21
H	n/a		
R	n/a		
ER	n/a		
BB	1	vs. ACU	Feb. 21
SO	2	vs. ACU	Feb. 21

Career Highs

IP	3.0	last time vs. Kansas State	5/13/23
H	5	vs. Oral Roberts	4/11/23
R	6	vs. Oral Roberts	4/11/23
ER	6	vs. Oral Roberts	4/11/23
BB	4	vs. Arkansas	2/19/23
SO	7	vs. Kansas	4/22/23

#4 Zach Ehrhard, OF*Season Highs*

H	3	vs. Sam Houston	Feb. 18
R	3	vs. Sam Houston	Feb. 18
RBI	2	vs. Sam Houston	Feb. 18
BB	1	last time vs. ACU	Feb. 21
SO	2	vs. ACU	Feb. 21
SB	n/a		

Career Highs

H	3	last time vs. Sam Houston	Feb. 18
R	3	last time vs. Sam Houston	Feb. 18
RBI	2	last time vs. Sam Houston	Feb. 18
BB	5	vs. Missouri State	6/5/22
SO	3	last time vs. Texas Tech	5/27/23
SB	2	last time vs. Michigan	4/29/23

#6 Lane Forsythe, INF*Season/OSU Career Highs*

H	3	vs. Sam Houston	Feb. 18
R	2	vs. Sam Houston	Feb. 18
RBI	3	vs. Sam Houston	Feb. 18
BB	1	last time vs. ACU	Feb. 21
SO	2	vs. ACU	Feb. 21
SB	1	vs. ACU	Feb. 21

#27 Sam Garcia, LHP*Season/OSU Career Highs*

IP	4.1	vs. Sam Houston	Feb. 16
H	5	vs. Sam Houston	Feb. 16
R	4	vs. Sam Houston	Feb. 16
ER	4	vs. Sam Houston	Feb. 16
BB	1	vs. Sam Houston	Feb. 16
SO	4	vs. Sam Houston	Feb. 16

#14 Brian Holiday, RHP*Season/OSU Career Highs*

IP	6.0	vs. Sam Houston	Feb. 17
H	2	vs. Sam Houston	Feb. 17
R	n/a		
ER	n/a		
BB	1	vs. Sam Houston	Feb. 17
SO	4	vs. Sam Houston	Feb. 17

#33 Bryson Hudgens, RHP*Season/OSU Career Highs*

IP	1.0	vs. Sam Houston	Feb. 18
H	5	vs. Sam Houston	Feb. 18
R	2	vs. Sam Houston	Feb. 18
ER	2	vs. Sam Houston	Feb. 18
BB	n/a		
SO	3	vs. Sam Houston	Feb. 18



PLAYER OSU CAREER/SEASON HIGHS

#39 Janzen Keisel, RHP*Season Highs*

IP	5.0	vs. Sam Houston	Feb. 18
H	3	vs. Sam Houston	Feb. 18
R	n/a		
ER	n/a		
BB	3	vs. Sam Houston	Feb. 18
SO	6	vs. Sam Houston	Feb. 18

OSU Career Highs

IP	5.1	vs. California Baptist	2/21/23
H	6	vs. Missouri State	2/28/23
R	5	vs. Missouri State	2/28/23
ER	5	vs. Missouri State	2/28/23
BB	7	vs. Texas Tech	5/27/23
SO	11	vs. California Baptist	2/21/23

#19 Donovan LaSalle, OF*Season/Career Highs*

H	n/a		
R	n/a		
RBI	n/a		
BB	n/a		
SO	1	vs. ACU	Feb. 21
SB	n/a		

#2 Aidan Meola, INF*Season Highs*

H	3	vs. ACU	Feb. 21
R	2	vs. Sam Houston	Feb. 18
RBI	4	vs. ACU	Feb. 21
BB	1	vs. Sam Houston	Feb. 18
SO	3	vs. Sam Houston	Feb. 16
SB	n/a		

Career Highs

H	3	last time vs. ACU	Feb. 21
R	2	last time vs. Sam Houston	Feb. 18
RBI	4	vs. ACU	Feb. 21
BB	1	last time vs. Sam Houston	Feb. 18
SO	3	last time vs. Sam Houston	Feb. 16
SB	1	vs. Arizona State	3/7/23

#30 Tommy Molsky, RHP*Season/OSU Career Highs*

IP	1.2	vs. Sam Houston	Feb. 16
H	2	vs. Sam Houston	Feb. 16
R	2	vs. Sam Houston	Feb. 16
ER	2	vs. Sam Houston	Feb. 16
BB	2	vs. Sam Houston	Feb. 16
SO	2	vs. Sam Houston	Feb. 16

#25 Evan O'Toole, RHP*Season Highs*

IP	1.0	vs. Sam Houston	Feb. 16
H	1	vs. Sam Houston	Feb. 16
R	1	vs. Sam Houston	Feb. 16
ER	1	vs. Sam Houston	Feb. 16
BB	n/a		
SO	n/a		

Career Highs

IP	5.0	vs. Oklahoma	5/18/23
H	6	vs. Dallas Baptist	6/3/23
R	5	vs. Arkansas	2/19/23
ER	4	vs. Dallas Baptist	6/3/23
BB	3	vs. West Virginia	4/14/23
SO	4	vs. Oklahoma	5/18/23

#15 Avery Ortiz, INF*Season Highs*

H	1	vs. Sam Houston	Feb. 18
R	n/a		
RBI	n/a		
BB	1	vs. Sam Houston	Feb. 17
SO	n/a		
SB	1	n/a	

#28 Brennan Phillips, LHP*Season Highs*

IP	2.0	vs. ACU	Feb. 21
H	8	vs. ACU	Feb. 21
R	4	vs. ACU	Feb. 21
ER	4	vs. ACU	Feb. 21
BB	1	vs. ACU	Feb. 21
SO	5	vs. ACU	Feb. 21

Career Highs

IP	6.0	last time vs. Texas Tech	5/27/23
H	8	vs. ACU	Feb. 21
R	7	vs. Vanderbilt	2/18/23
ER	7	vs. Vanderbilt	2/18/23
BB	3	vs. ETSU	5/7/23
SO	7	vs. Texas Tech	5/27/23

#46 Dominick Reid, RHP*Career Highs*

IP	2.0	vs. TCU	5/28/23
H	1	last time vs. TCU	5/28/23
R	1	vs. TCU	5/28/23
ER	1	vs. TCU	5/28/23
BB	3	vs. TCU	5/28/23
SO	1	last time vs. TCU	5/28/23

#13 Kollin Ritchie, INF/OF*Season/Career Highs*

H	n/a		
R	n/a		
RBI	n/a		
BB	1	vs. Sam Houston	Feb. 16
SO	2	vs. ACU	Feb. 21
SB	n/a		

#10 Nolan Schubart, OF*Season Highs*

H	2	last time vs. ACU	Feb. 21
R	2	vs. Sam Houston	Feb. 18
RBI	3	last time vs. ACU	Feb. 21
BB	1	vs. ACU	Feb. 21
SO	2	last time vs. Sam Houston	Feb. 17
SB	1	n/a	

Career Highs

H	4	last time vs. Kansas State	5/12/23
R	4	last time vs. ETSU	5/7/23
RBI	10	vs. ETSU	5/7/23
BB	3	vs. Baylor	3/24/23
SO	3	last time vs. Texas Tech	5/27/23
SB	1	vs. Texas	4/1/23

#18 Beau Sylvester, C/OF*Season Highs*

H	2	last time vs. Sam Houston	Feb. 18
R	3	vs. Sam Houston	Feb. 18
RBI	2	vs. Sam Houston	Feb. 18
BB	1	vs. Sam Houston	Feb. 18
SO	2	last time vs. Sam Houston	Feb. 16
SB	1	n/a	

Career Highs

H	2	last time vs. Sam Houston	Feb. 18
R	3	vs. Sam Houston	Feb. 18
RBI	2	vs. Texas Tech	5/27/23
BB	1	last time vs. Kansas	4/23/23
SO	2	last time vs. Michigan	4/29/23
SB	n/a		

#24 Ryan Ure, LHP*Career Highs*

IP	2.0	last time vs. Seton Hall	3/20/22
H	2	last time vs. Arkansas	6/4/22
R	3	vs. Dallas Baptist	5/10/22
ER	3	vs. Dallas Baptist	5/10/22
BB	2	last time vs. Wichita State	4/12/22
SO	5	vs. Seton Hall	3/20/22

#48 Aaron Weber, RHP*Season/OSU Career Highs*

IP	2.0	vs. ACU	Feb. 21
H	n/a		
R	n/a		
ER	n/a		
BB	n/a		
SO	n/a		

#17 Tyler Wulftert, INF*Season Highs*

H	2	vs. Sam Houston	Feb. 18
R	2	last time vs. ACU	Feb. 21
RBI	3	vs. Sam Houston	Feb. 18
BB	1	vs. ACU	Feb. 21
SO	2	vs. Sam Houston	Feb. 18
SB	n/a		

Career Highs

H	4	last time vs. Kansas State	5/13/23
R	3	last time vs. Oklahoma	5/18/23
RBI	4	vs. TCU	4/8/23
BB	2	vs. Oklahoma	4/18/23
SO	3	vs. Missouri	2/17/23
SB	1	last time vs. Texas	4/1/23



PLAYER OSU CAREER STATISTICS

Benge, Carson

Year	avg	gp-gs	ab	r	h	2b	3b	hr	rbi	tb	slg%	bb	hbp	so	gdp	ob%	sf	sh	sb-att	po	a	e	fld%
2023	.345	58-52	197	59	68	17	0	7	43	106	.538	42	6	32	3	.468	3	0	8-10	75	8	3	.965
2024	.500	4-4	16	4	8	3	0	0	4	11	.688	3	0	2	0	.579	0	0	2-2	13	1	0	1.000
TOTAL	.357	62-56	213	63	76	20	0	7	47	117	.549	45	6	34	3	.476	3	0	10-12	88	9	3	.970

Year	era	w-l	app	qs	cq	sho	sv	ip	h	r	er	bb	so	2b	3b	hr	bf	bavg	wp	hbp	bk	sfa	sha
2023	6.69	2-2	10	10	0	0/0	0	35.0	38	26	26	24	35	10	0	4	167	.279	4	5	0	1	1
2024	0.00	0-0	1	0	0	0/0	0	0.1	0	0	0	2	0	0	0	0	4	.000	0	0	0	0	0
TOTAL	6.62	2-2	11	10	0	0/0	0	35.1	38	26	26	26	35	10	0	4	171	.275	4	5	0	1	1

Blake, Drew

Year	avg	gp-gs	ab	r	h	2b	3b	hr	rbi	tb	slg%	bb	hbp	so	gdp	ob%	sf	sh	sb-att	po	a	e	fld%
2023	.000	0-0	0	0	0	0	0	0	0	0	.000	0	0	0	0	.000	0	0	0-0	3	4	1	.875
TOTAL	.000	0-0	0	0	0	0	0	0	0	0	.000	0	0	0	0	.000	0	0	0-0	3	4	1	.875

Year	era	w-l	app	qs	cq	sho	sv	ip	h	r	er	bb	so	2b	3b	hr	bf	bavg	wp	hbp	bk	sfa	sha
2023	5.46	1-0	28	2	0	0/1	0	28.0	26	19	17	15	27	4	0	2	129	.243	1	3	1	3	1
2024	4.50	0-0	2	0	0	0/0	0	2.0	2	1	1	2	2	0	0	0	10	.250	0	0	1	0	0
TOTAL	5.40	1-0	30	2	0	0/1	0	30.0	28	20	18	17	29	4	0	2	139	.243	1	3	2	3	1

Bogusz, Ryan

Year	avg	gp-gs	ab	r	h	2b	3b	hr	rbi	tb	slg%	bb	hbp	so	gdp	ob%	sf	sh	sb-att	po	a	e	fld%
2022	.000	0-0	0	0	0	0	0	0	0	0	.000	0	0	0	0	.000	0	0	0-0	1	0	1	.500
2023	.000	0-0	0	0	0	0	0	0	0	0	.000	0	0	0	0	.000	0	0	0-0	2	1	0	1.000
TOTAL	.000	0-0	0	0	0	0	0	0	0	0	.000	0	0	0	0	.000	0	0	0-0	3	1	1	.800

Year	era	w-l	app	qs	cq	sho	sv	ip	h	r	er	bb	so	2b	3b	hr	bf	bavg	wp	hbp	bk	sfa	sha
2020	6.75	0-0	5	0	0	0/0	0	4.0	6	3	3	0	5	0	0	0	19	.333	1	0	0	1	0
2022	3.86	3-1	20	3	0	0/0	1	37.1	32	19	16	16	34	8	1	1	162	.229	4	4	0	1	1
2023	2.60	1-1	9	1	0	0/0	0	17.1	25	5	5	5	11	3	0	3	79	.352	0	0	1	1	2
2024	0.00	0-0	2	0	0	0/0	0	3.0	2	0	0	1	3	0	0	0	12	.182	0	0	0	0	0
TOTAL	3.50	4-2	36	4	0	0/0	1	61.2	65	27	24	22	53	11	1	4	272	.271	5	4	1	3	3

Brueggemann, Colin

Year	avg	gp-gs	ab	r	h	2b	3b	hr	rbi	tb	slg%	bb	hbp	so	gdp	ob%	sf	sh	sb-att	po	a	e	fld%
2023	.330	42-31	109	29	36	11	0	6	36	65	.596	22	2	32	0	.448	1	0	1-1	20	3	0	1.000
2024	.267	4-4	15	3	4	0	0	0	0	4	.267	3	1	7	0	.421	0	0	0-0	29	0	0	1.000
TOTAL	.323	46-35	124	32	40	11	0	6	36	69	.556	25	3	39	0	.444	1	0	1-1	49	3	0	1.000

Crull, Jaxson

Year	avg	gp-gs	ab	r	h	2b	3b	hr	rbi	tb	slg%	bb	hbp	so	gdp	ob%	sf	sh	sb-att	po	a	e	fld%
2021	.222	12-7	27	7	6	1	1	0	2	9	.333	4	1	10	0	.333	1	2	1-2	14	0	0	1.000
2022	.262	56-5	42	18	11	3	0	0	8	14	.333	5	1	11	1	.347	1	5	6-6	20	0	0	1.000
2023	.227	45-9	44	15	10	1	0	1	7	14	.318	10	3	14	1	.397	1	1	5-5	25	0	0	1.000
2024	.333	3-1	3	2	1	0	0	0	0	1	.333	0	0	1	0	.333	0	1	0-1	1	0	0	1.000
TOTAL	.241	116-22	116	42	28	5	1	1	17	38	.328	19	5	36	2	.364	3	9	12-14	60	0	0	1.000

Daugherty, Ian

Year	avg	gp-gs	ab	r	h	2b	3b	hr	rbi	tb	slg%	bb	hbp	so	gdp	ob%	sf	sh	sb-att	po	a	e	fld%
2022	.309	31-21	68	11	21	4	0	1	12	28	.412	10	2	22	0	.402	2	0	1-1	224	13	1	.996
2023	.235	15-5	17	5	4	2	0	0	1	6	.353	4	0	10	0	.381	0	1	1-1	73	3	0	1.000
2024	.000	1-0	2	0	0	0	0	0	0	0	.000	0	0	0	0	.000	0	0	0-0	3	0	0	1.000
TOTAL	.287	47-26	87	16	25	6	0	1	13	34	.391	14	2	32	0	.390	2	1	2-2	300	16	1	.997



PLAYER OSU CAREER STATISTICS

Davis, Gabe

Year	avg	gp-gs	ab	r	h	2b	3b	hr	rbi	tb	slg%	bb	hbp	so	gdp	ob%	sf	sh	sb-att	po	a	e	fld%
2023	.000	0-0	0	0	0	0	0	0	0	0	.000	0	0	0	0	.000	0	0	0-0	3	0	0	1.000
TOTAL	.000	0-0	0	0	0	0	0	0	0	0	.000	0	0	0	0	.000	0	0	0-0	3	0	0	1.000
Year	era	w-l	app	gs	cq	sho	sv	ip	h	r	er	bb	so	2b	3b	hr	bf	bavg	wp	hbp	bk	sfa	sha
2023	7.92	1-2	22	0	0	0/0	1	25.0	29	22	22	19	40	6	0	8	121	.290	2	2	0	0	0
2024	0.00	0-0	1	0	0	0/0	0	2.0	0	0	0	1	2	0	0	0	8	.000	0	0	0	0	0
TOTAL	7.33	1-2	23	0	0	0/0	1	27.0	29	22	22	20	42	6	0	8	129	.271	2	2	0	0	0

Ehrhard, Zach

Year	avg	gp-gs	ab	r	h	2b	3b	hr	rbi	tb	slg%	bb	hbp	so	gdp	ob%	sf	sh	sb-att	po	a	e	fld%
2022	.332	58-55	220	60	73	8	0	3	31	90	.409	33	8	48	2	.429	5	4	18-23	99	3	0	1.000
2023	.239	42-35	138	36	33	6	0	3	13	48	.348	27	4	37	2	.379	0	3	11-11	63	1	1	.985
2024	.286	4-4	14	4	4	0	0	1	4	7	.500	2	1	2	0	.368	2	0	0-0	11	0	0	1.000
TOTAL	.296	104-94	372	100	110	14	0	7	48	145	.390	62	13	87	4	.407	7	7	29-34	173	4	1	.994

Keisel, Janzen

Year	avg	gp-gs	ab	r	h	2b	3b	hr	rbi	tb	slg%	bb	hbp	so	gdp	ob%	sf	sh	sb-att	po	a	e	fld%
2023	.000	0-0	0	0	0	0	0	0	0	0	.000	0	0	0	0	.000	0	0	0-0	0	0	1	.000
TOTAL	.000	0-0	0	0	0	0	0	0	0	0	.000	0	0	0	0	.000	0	0	0-0	0	0	1	.000
Year	era	w-l	app	gs	cq	sho	sv	ip	h	r	er	bb	so	2b	3b	hr	bf	bavg	wp	hbp	bk	sfa	sha
2023	7.85	0-0	9	4	0	0/1	0	18.1	15	16	16	19	34	5	0	4	92	.214	5	2	0	1	0
2024	0.00	1-0	1	1	0	0/0	0	5.0	3	0	0	3	6	0	0	0	18	.200	0	0	0	0	0
TOTAL	6.17	1-0	10	5	0	0/1	0	23.1	18	16	16	22	40	5	0	4	110	.212	5	2	0	1	0

Meola, Aidan

Year	avg	gp-gs	ab	r	h	2b	3b	hr	rbi	tb	slg%	bb	hbp	so	gdp	ob%	sf	sh	sb-att	po	a	e	fld%
2022	.286	26-8	35	7	10	4	1	0	8	16	.457	2	1	10	1	.333	1	0	0-0	3	9	2	.857
2023	.330	27-21	88	13	29	7	1	4	18	50	.568	4	2	26	0	.368	1	0	1-1	6	34	1	.976
2024	.412	4-4	17	3	7	1	0	0	5	8	.471	1	0	6	0	.444	0	0	0-0	4	10	1	.933
TOTAL	.329	57-33	140	23	46	12	2	4	31	74	.529	7	3	42	1	.368	2	0	1-1	13	53	4	.943

O'Toole, Evan

Year	avg	gp-gs	ab	r	h	2b	3b	hr	rbi	tb	slg%	bb	hbp	so	gdp	ob%	sf	sh	sb-att	po	a	e	fld%
2023	.000	0-0	0	0	0	0	0	0	0	0	.000	0	0	0	0	.000	0	0	0-0	5	4	0	1.000
TOTAL	.000	0-0	0	0	0	0	0	0	0	0	.000	0	0	0	0	.000	0	0	0-0	5	4	0	1.000
Year	era	w-l	app	gs	cq	sho	sv	ip	h	r	er	bb	so	2b	3b	hr	bf	bavg	wp	hbp	bk	sfa	sha
2023	4.99	6-1	22	0	0	0/2	0	39.2	47	27	22	15	28	7	0	6	178	.299	2	2	0	3	1
2024	9.00	0-0	1	0	0	0/0	0	1.0	1	1	1	0	0	1	0	0	4	.500	0	1	0	1	0
TOTAL	5.09	6-1	23	0	0	0/2	0	40.2	48	28	23	15	28	8	0	6	182	.302	2	3	0	4	1

Phillips, Brennan

Year	avg	gp-gs	ab	r	h	2b	3b	hr	rbi	tb	slg%	bb	hbp	so	gdp	ob%	sf	sh	sb-att	po	a	e	fld%
2023	.000	0-0	0	0	0	0	0	0	0	0	.000	0	0	0	0	.000	0	0	0-0	2	4	0	1.000
TOTAL	.000	0-0	0	0	0	0	0	0	0	0	.000	0	0	0	0	.000	0	0	0-0	2	4	0	1.000
Year	era	w-l	app	gs	cq	sho	sv	ip	h	r	er	bb	so	2b	3b	hr	bf	bavg	wp	hbp	bk	sfa	sha
2023	9.69	2-1	10	6	0	0/0	0	26.0	34	29	28	12	22	4	1	6	126	.315	2	4	0	0	2
2024	12.00	0-0	2	1	0	0/0	0	3.0	8	4	4	1	5	0	0	0	19	.500	0	1	1	1	0
TOTAL	9.93	2-1	12	7	0	0/0	0	29.0	42	33	32	13	27	4	1	6	145	.339	2	5	1	1	2



PLAYER OSU CAREER STATISTICS

Reid, Dominick

Year	avg	gp-gs	ab	r	h	2b	3b	hr	rbi	tb	slg%	bb	hbp	so	gdp	ob%	sf	sh	sb-att	po	a	e	fld%
2023	.000	0-0	0	0	0	0	0	0	0	0	.000	0	0	0	0	.000	0	0	0-0	0	2	0	1.000
TOTAL	.000	0-0	0	0	0	0	0	0	0	0	.000	0	0	0	0	.000	0	0	0-0	0	2	0	1.000

Year	era	w-l	app	gs	cq	sho	sv	ip	h	r	er	bb	so	2b	3b	hr	bf	bavg	wp	hbp	bk	sfa	sha
2023	2.25	0-0	3	0	0	0/0	0	4.0	3	1	1	4	2	0	0	0	17	.231	0	0	0	0	0
TOTAL	2.25	0-0	3	0	0	0/0	0	4.0	3	1	1	4	2	0	0	0	17	.231	0	0	0	0	0

Schubart, Nolan

Year	avg	gp-gs	ab	r	h	2b	3b	hr	rbi	tb	slg%	bb	hbp	so	gdp	ob%	sf	sh	sb-att	po	a	e	fld%
2023	.338	61-59	216	55	73	20	0	17	74	144	.667	43	3	75	1	.451	2	0	1-1	76	1	2	.975
2024	.250	4-4	16	3	4	1	0	1	6	8	.500	1	0	5	0	.278	1	0	0-0	1	0	0	1.000
TOTAL	.332	65-63	232	58	77	21	0	18	80	152	.655	44	3	80	1	.440	3	0	1-1	77	1	2	.975

Sylvester, Beau

Year	avg	gp-gs	ab	r	h	2b	3b	hr	rbi	tb	slg%	bb	hbp	so	gdp	ob%	sf	sh	sb-att	po	a	e	fld%
2023	.175	23-12	40	5	7	2	0	2	4	15	.375	3	0	16	0	.233	0	0	0-0	6	0	0	1.000
2024	.308	4-4	13	4	4	0	0	0	2	4	.308	1	0	2	0	.333	1	0	0-0	31	2	0	1.000
TOTAL	.208	27-16	53	9	11	2	0	2	6	19	.358	4	0	18	0	.259	1	0	0-0	37	2	0	1.000

Taylor, Riley

Year	avg	gp-gs	ab	r	h	2b	3b	hr	rbi	tb	slg%	bb	hbp	so	gdp	ob%	sf	sh	sb-att	po	a	e	fld%
2023	.000	0-0	0	0	0	0	0	0	0	0	.000	0	0	0	0	.000	0	0	0-0	0	1	0	1.000
TOTAL	.000	0-0	0	0	0	0	0	0	0	0	.000	0	0	0	0	.000	0	0	0-0	0	1	0	1.000

Year	era	w-l	app	gs	cq	sho	sv	ip	h	r	er	bb	so	2b	3b	hr	bf	bavg	wp	hbp	bk	sfa	sha
2023	9.00	0-0	1	0	0	0/0	0	2.0	3	2	2	1	2	0	0	1	10	.333	1	0	0	0	0
TOTAL	9.00	0-0	1	0	0	0/0	0	2.0	3	2	2	1	2	0	0	1	10	.333	1	0	0	0	0

Ure, Ryan

Year	avg	gp-gs	ab	r	h	2b	3b	hr	rbi	tb	slg%	bb	hbp	so	gdp	ob%	sf	sh	sb-att	po	a	e	fld%
2022	.000	0-0	0	0	0	0	0	0	0	0	.000	0	0	0	0	.000	0	0	0-0	0	0	2	.000
TOTAL	.000	0-0	0	0	0	0	0	0	0	0	.000	0	0	0	0	.000	0	0	0-0	0	0	2	.000

Year	era	w-l	app	gs	cq	sho	sv	ip	h	r	er	bb	so	2b	3b	hr	bf	bavg	wp	hbp	bk	sfa	sha
2022	7.36	0-1	13	0	0	0/0	0	11.0	10	10	9	11	15	2	0	4	56	.227	3	1	0	0	0
TOTAL	7.36	0-1	13	0	0	0/0	0	11.0	10	10	9	11	15	2	0	4	56	.227	3	1	0	0	0

Wulfert, Tyler

Year	avg	gp-gs	ab	r	h	2b	3b	hr	rbi	tb	slg%	bb	hbp	so	gdp	ob%	sf	sh	sb-att	po	a	e	fld%
2023	.327	49-43	171	40	56	17	3	9	34	106	.620	12	2	44	1	.372	3	0	2-3	16	49	6	.915
2024	.188	4-4	16	4	3	1	0	1	4	7	.438	1	0	2	1	.222	1	0	0-0	0	3	0	1.000
TOTAL	.316	53-47	187	44	59	18	3	10	38	113	.604	13	2	46	2	.359	4	0	2-3	16	52	6	.919



2024 OSU SEASON HIGHS

Batting

At bats:	47	-	at Sam Houston (Feb 18, 2024)
Runs scored:	19	-	at Sam Houston (Feb 18, 2024)
Hits:	23	-	at Sam Houston (Feb 18, 2024)
RBIs:	18	-	at Sam Houston (Feb 18, 2024)
Doubles:	4	-	at Sam Houston (Feb 18, 2024)
Home runs:	3	-	at Sam Houston (Feb 18, 2024)
Total bases:	36	-	at Sam Houston (Feb 18, 2024)
Walks:	7	-	vs Abilene Christian (Feb 21, 2024 at Arlington, Texas)
Strikeouts:	13	-	vs Abilene Christian (Feb 21, 2024 at Arlington, Texas)
Sac hits:	2	-	at Sam Houston (Feb 16, 2024)
Sac flies:	2	-	at Sam Houston (Feb 18, 2024)
Stolen bases:	2	-	vs Abilene Christian (Feb 21, 2024 at Arlington, Texas)
Hit by pitch:	1	-	at Sam Houston (Feb 18, 2024)
	1	-	vs Abilene Christian (Feb 21, 2024 at Arlington, Texas)
Caught stealing:	1	-	at Sam Houston (Feb 17, 2024)
Runners LOB:	9	-	at Sam Houston (Feb 18, 2024)
Hit into DP:	1	-	at Sam Houston (Feb 16, 2024)

Fielding

Putouts:	27	-	at Sam Houston (Feb 18, 2024)
	27	-	vs Abilene Christian (Feb 21, 2024 at Arlington, Texas)
Assists:	10	-	at Sam Houston (Feb 16, 2024)
Errors:	1	-	at Sam Houston (Feb 18, 2024)
	1	-	vs Abilene Christian (Feb 21, 2024 at Arlington, Texas)
DPs turned:	4	-	at Sam Houston (Feb 18, 2024)

Pitching

Innings pitched:	9.0	-	at Sam Houston (Feb 18, 2024)
	9.0	-	vs Abilene Christian (Feb 21, 2024 at Arlington, Texas)
Runs allowed:	7	-	at Sam Houston (Feb 16, 2024)
Earned runs:	7	-	at Sam Houston (Feb 16, 2024)
Walks allowed:	7	-	at Sam Houston (Feb 17, 2024)
Strikeouts:	11	-	at Sam Houston (Feb 18, 2024)
Hits allowed:	10	-	at Sam Houston (Feb 18, 2024)
Doubles allowed:	4	-	at Sam Houston (Feb 16, 2024)
Wild pitches:	1	-	at Sam Houston (Feb 16, 2024)
	1	-	at Sam Houston (Feb 17, 2024)
Hit batters:	2	-	at Sam Houston (Feb 16, 2024)

Batting

At bats:	6	-	Forsythe, Lane at Sam Houston (Feb 18, 2024)
	6	-	Brueggemann, Colin at Sam Houston (Feb 18, 2024)
Runs scored:	3	-	Ehrhard, Zach at Sam Houston (Feb 18, 2024)
	3	-	Sylvester, Beau at Sam Houston (Feb 18, 2024)
Hits:	4	-	Benge, Carson at Sam Houston (Feb 18, 2024)
RBIs:	4	-	Benge, Carson at Sam Houston (Feb 18, 2024)
	4	-	Meola, Aidan vs Abilene Christian (Feb 21, 2024 at Arlington, Texas)
Doubles:	2	-	Benge, Carson at Sam Houston (Feb 18, 2024)
Home runs:	1	-	Schubart, Nolan at Sam Houston (Feb 18, 2024)
	1	-	Wulfert, Tyler at Sam Houston (Feb 18, 2024)
	1	-	Ehrhard, Zach at Sam Houston (Feb 18, 2024)
Total bases:	6	-	Benge, Carson at Sam Houston (Feb 18, 2024)
	6	-	Schubart, Nolan at Sam Houston (Feb 18, 2024)
	6	-	Ehrhard, Zach at Sam Houston (Feb 18, 2024)
Walks:	2	-	Brueggemann, Colin vs Abilene Christian (Feb 21, 2024 at Arlington, T
Strikeouts:	3	-	Meola, Aidan at Sam Houston (Feb 16, 2024)
	3	-	Brueggemann, Colin at Sam Houston (Feb 17, 2024)
Sac hits:	2	-	Forsythe, Lane at Sam Houston (Feb 16, 2024)
Sac flies:	1	-	(5 times)
Stolen bases:	1	-	Benge, Carson at Sam Houston (Feb 16, 2024)
	1	-	Benge, Carson vs Abilene Christian (Feb 21, 2024 at Arlington, Texas)
	1	-	Forsythe, Lane vs Abilene Christian (Feb 21, 2024 at Arlington, Texas)
Hit by pitch:	1	-	Ehrhard, Zach at Sam Houston (Feb 18, 2024)
	1	-	Brueggemann, Colin vs Abilene Christian (Feb 21, 2024 at Arlington, T
Caught stealing:	1	-	Crull, Jaxson at Sam Houston (Feb 17, 2024)
Runners LOB:	3	-	Schubart, Nolan at Sam Houston (Feb 16, 2024)
	3	-	Wulfert, Tyler at Sam Houston (Feb 18, 2024)

Fielding

Putouts:	9	-	Sylvester, Beau vs Abilene Christian (Feb 21, 2024 at Arlington, Texas)
	9	-	Brueggemann, Colin vs Abilene Christian (Feb 21, 2024 at Arlington, T
Assists:	6	-	Forsythe, Lane at Sam Houston (Feb 18, 2024)
Errors:	1	-	Proctor, Kyler at Sam Houston (Feb 18, 2024)
	1	-	Meola, Aidan vs Abilene Christian (Feb 21, 2024 at Arlington, Texas)

Pitching

Innings pitched:	6.0	-	Holiday, Brian at Sam Houston (Feb 17, 2024)
Runs allowed:	4	-	Garcia, Sam at Sam Houston (Feb 16, 2024)
	4	-	Phillips, Brennan vs Abilene Christian (Feb 21, 2024 at Arlington, Texa
Earned runs:	4	-	Garcia, Sam at Sam Houston (Feb 16, 2024)
	4	-	Phillips, Brennan vs Abilene Christian (Feb 21, 2024 at Arlington, Texa
Walks allowed:	3	-	Keisel, Janzen at Sam Houston (Feb 18, 2024)
Strikeouts:	6	-	Keisel, Janzen at Sam Houston (Feb 18, 2024)
Hits allowed:	8	-	Phillips, Brennan vs Abilene Christian (Feb 21, 2024 at Arlington, Texa
Doubles allowed:	2	-	Garcia, Sam at Sam Houston (Feb 16, 2024)
Wild pitches:	1	-	Molsky, Tommy at Sam Houston (Feb 16, 2024)
	1	-	Holiday, Brian at Sam Houston (Feb 17, 2024)
Hit batters:	1	-	Bade, Kyle at Sam Houston (Feb 16, 2024)
	1	-	O'Toole, Evan at Sam Houston (Feb 16, 2024)
	1	-	Phillips, Brennan vs Abilene Christian (Feb 21, 2024 at Arlington, Texa



2024 OSU GAME-BY-GAME

Batting (All games)

Date	Opponent	ab	r	h	rbi	2b	3b	hr	tb	bb	ibb	sb	cs	hbp	sac	sf	gdp	k	po	a	e	lob	avg
Feb 16	at Sam Houston	31	2	6	1	0	0	0	6	2	0	1	0	0	2	1	1	11	24	10	0	7	.194
Feb 17	at Sam Houston	30	1	5	1	1	0	0	6	3	0	0	1	0	0	1	0	7	25	9	0	6	.180
Feb 18	at Sam Houston	47	19	23	18	4	0	3	36	4	0	0	0	1	1	2	0	5	27	9	1	9	.315
Feb 21	vs Abilene Christian	34	8	7	8	2	0	0	9	7	0	2	0	1	0	1	0	13	27	5	1	8	.289
Totals		142	30	41	28	7	0	3	57	16	0	3	1	2	3	5	1	36	103	33	2	30	.289

Pitching (All games)

Date	Opponent	ip	h	r	er	bb	so	2b	3b	hr	wp	bk	hbp	dp	ibb	score	w-l	sv	era
Feb 16	at Sam Houston	8.0	9	7	7	5	6	4	0	0	1	0	2	2	1	2-7	0-1	0	7.88
Feb 17	at Sam Houston	8.1	5	2	2	7	6	1	0	0	1	1	0	0	2	1-2	0-2	0	4.96
Feb 18	at Sam Houston	9.0	10	2	2	4	11	0	0	0	0	0	0	4	0	19-2	1-2	0	3.91
Feb 21	vs Abilene Christian	9.0	9	4	4	2	9	0	0	0	0	1	1	0	0	8-4	2-2	0	3.93
Totals		34.1	33	15	15	18	32	5	0	0	2	2	3	6	3	30-15	2-2	0	3.93



2024 OPPONENT SEASON HIGHS

Batting

At bats:	36	-	vs Abilene Christian (Feb 21, 2024 at Arlington, Texas)
Runs scored:	7	-	at Sam Houston (Feb 16, 2024)
Hits:	10	-	at Sam Houston (Feb 18, 2024)
RBIs:	7	-	at Sam Houston (Feb 16, 2024)
Doubles:	4	-	at Sam Houston (Feb 16, 2024)
Total bases:	13	-	at Sam Houston (Feb 16, 2024)
Walks:	7	-	at Sam Houston (Feb 17, 2024)
Strikeouts:	11	-	at Sam Houston (Feb 18, 2024)
Sac flies:	1	-	at Sam Houston (Feb 16, 2024)
	1	-	vs Abilene Christian (Feb 21, 2024 at Arlington, Texas)
Stolen bases:	2	-	at Sam Houston (Feb 16, 2024)
Hit by pitch:	2	-	at Sam Houston (Feb 16, 2024)
Caught stealing:	2	-	at Sam Houston (Feb 16, 2024)
Runners LOB:	10	-	at Sam Houston (Feb 17, 2024)
Hit into DP:	4	-	at Sam Houston (Feb 18, 2024)

Fielding

Putouts:	27	-	(4 times)
Assists:	8	-	at Sam Houston (Feb 16, 2024)
Errors:	2	-	at Sam Houston (Feb 16, 2024)
	2	-	vs Abilene Christian (Feb 21, 2024 at Arlington, Texas)
Passed balls:	1	-	at Sam Houston (Feb 18, 2024)
DPs turned:	1	-	at Sam Houston (Feb 16, 2024)

Pitching

Innings pitched:	9.0	-	(4 times)
Runs allowed:	19	-	at Sam Houston (Feb 18, 2024)
Earned runs:	19	-	at Sam Houston (Feb 18, 2024)
Walks allowed:	7	-	vs Abilene Christian (Feb 21, 2024 at Arlington, Texas)
Strikeouts:	13	-	vs Abilene Christian (Feb 21, 2024 at Arlington, Texas)
Hits allowed:	23	-	at Sam Houston (Feb 18, 2024)
Doubles allowed:	4	-	at Sam Houston (Feb 18, 2024)
Homers allowed:	3	-	at Sam Houston (Feb 18, 2024)
Wild pitches:	1	-	vs Abilene Christian (Feb 21, 2024 at Arlington, Texas)
Hit batters:	1	-	at Sam Houston (Feb 18, 2024)
	1	-	vs Abilene Christian (Feb 21, 2024 at Arlington, Texas)

Batting

At bats:	5	-	(4 times)
Runs scored:	2	-	Janek, W. at Sam Houston (Feb 16, 2024)
	2	-	Cotton, C. at Sam Houston (Feb 17, 2024)
	2	-	Williams, G. vs Abilene Christian (Feb 21, 2024 at Arlington, Texas)
Hits:	2	-	(6 times)
RBIs:	2	-	Janek, W. at Sam Houston (Feb 16, 2024)
	2	-	David, J. at Sam Houston (Feb 16, 2024)
Doubles:	1	-	(5 times)
Total bases:	3	-	Brown, B. at Sam Houston (Feb 16, 2024)
	3	-	Loyd, E. at Sam Houston (Feb 16, 2024)
Walks:	3	-	Brewster, L. at Sam Houston (Feb 17, 2024)
Strikeouts:	2	-	(7 times)
Sac flies:	1	-	Janek, W. at Sam Houston (Feb 16, 2024)
	1	-	D'Alessio, G vs Abilene Christian (Feb 21, 2024 at Arlington, Texas)
Stolen bases:	1	-	(4 times)
Hit by pitch:	1	-	Dutka, K. at Sam Houston (Feb 16, 2024)
	1	-	David, J. at Sam Houston (Feb 16, 2024)
	1	-	Miesse, M. vs Abilene Christian (Feb 21, 2024 at Arlington, Texas)
Caught stealing:	2	-	Brown, B. at Sam Houston (Feb 16, 2024)
Runners LOB:	6	-	Borho, R. vs Abilene Christian (Feb 21, 2024 at Arlington, Texas)

Fielding

Putouts:	12	-	Miesse, M. vs Abilene Christian (Feb 21, 2024 at Arlington, Texas)
Assists:	3	-	Martinez, J. at Sam Houston (Feb 16, 2024)
	3	-	Loyd, E. at Sam Houston (Feb 17, 2024)
	3	-	McGarrah, C. vs Abilene Christian (Feb 21, 2024 at Arlington, Texas)
Errors:	1	-	(5 times)
Passed balls:	1	-	Janek, W. at Sam Houston (Feb 18, 2024)

Pitching

Innings pitched:	5.0	-	Atkinson, C. at Sam Houston (Feb 16, 2024)
Runs allowed:	8	-	Hellums, M. at Sam Houston (Feb 18, 2024)
Earned runs:	8	-	Hellums, M. at Sam Houston (Feb 18, 2024)
Walks allowed:	3	-	Wales, M. at Sam Houston (Feb 17, 2024)
Strikeouts:	6	-	Atkinson, C. at Sam Houston (Feb 16, 2024)
Hits allowed:	8	-	Hellums, M. at Sam Houston (Feb 18, 2024)
Doubles allowed:	1	-	(7 times)
Homers allowed:	2	-	Shubert, R. at Sam Houston (Feb 18, 2024)
Wild pitches:	1	-	De La Cruz vs Abilene Christian (Feb 21, 2024 at Arlington, Texas)
Hit batters:	1	-	Shubert, R. at Sam Houston (Feb 18, 2024)
	1	-	De La Cruz vs Abilene Christian (Feb 21, 2024 at Arlington, Texas)



2024 OPPONENT GAME-BY-GAME

Batting (All games)

Date	Opponent	ab	r	h	rbi	2b	3b	hr	tb	bb	ibb	sb	cs	hbp	sac	sf	gdp	k	po	a	e	lob	avg
Feb 16	at Sam Houston	29	7	9	7	4	0	0	13	5	1	2	2	2	0	1	1	6	27	8	2	6	.310
Feb 17	at Sam Houston	30	2	5	2	1	0	0	6	7	2	1	0	0	0	0	0	6	27	6	1	10	.237
Feb 18	at Sam Houston	34	2	10	2	0	0	0	10	4	0	0	0	0	0	0	3	11	27	4	0	9	.258
Feb 21	vs Abilene Christian	36	4	9	4	0	0	0	9	2	0	1	0	1	0	1	0	9	27	7	2	9	.256
Totals		129	15	33	15	5	0	0	38	18	3	4	2	3	0	2	4	32	108	25	5	34	.256

Pitching (All games)

Date	Opponent	ip	h	r	er	bb	so	2b	3b	hr	wp	bk	hbp	dp	ibb	score	w-l	sv	era
Feb 16	at Sam Houston	9.0	6	2	1	2	11	0	0	0	0	0	0	1	0	7-2	1-0	1	1.00
Feb 17	at Sam Houston	9.0	5	1	0	3	7	1	0	0	0	0	0	0	0	2-1	2-0	1	0.50
Feb 18	at Sam Houston	9.0	23	19	19	4	5	4	0	3	0	0	1	0	0	2-19	2-1	1	6.67
Feb 21	vs Abilene Christian	9.0	7	8	8	7	13	2	0	0	1	2	1	0	0	4-8	2-2	1	7.00
Totals		36.0	41	30	28	16	36	7	0	3	1	2	2	1	0	15-30	2-2	1	7.00



The Last Time...

A Cowboy Hitter Had...

8+ At Bats in a Game:	Gage Green & Corey Hassel (8) vs. Texas, April 3, 2015
5+ Hits in a Game:	Marcus Brown (5) & Roc Riggio (5) vs. Missouri State, June 5, 2022
6 Runs in a Game:	Christian Funk vs. Kansas, April 12, 2019 (tied school record)
5 Runs in a Game:	Marcus Brown vs. Missouri State, June 5, 2022
3 Doubles in a Game:	Roc Riggio (4) vs. Utah Tech (Game 2), March 11, 2023
2 Triples in a Game:	Carson McCusker vs. Kansas State, March 23, 2019 (tied school record)
A Grand Slam:	Colin Brueggemann vs. Oklahoma (3rd inning), May 18, 2023
A Pinch-Hit Home Run:	Aidan Meola vs. Oral Roberts, June 2, 2023
Hit For the Cycle:	Christian Encarnacion-Strand vs. UAPB, April 21, 2021
10 RBI in a Game:	Nolan Schubart vs. East Tennessee State, May 7, 2023 (tied school record)
9 RBI in a Game:	Robbie Rea vs. Alabama A&M, March 10, 2012 (Game 1)
8 RBI in a Game:	Adam Carr vs. Kansas, May 22, 2005
7 RBI in a Game:	Roc Riggio vs. Missouri State, June 5, 2022
6 RBI in a Game:	Chase Adkison vs. Dallas Baptist, March 14, 2023
5 RBI in a Game:	David Mendham vs. Oklahoma, May 26, 2023
10+ Total Bases:	Nolan Schubart (12) vs. East Tennessee State, May 7, 2023
5 Walks in a Game:	Zach Ehrhard vs. Missouri State, June 5, 2022
4 Walks in a Game:	Colin Brueggemann vs. East Tennessee State, May 6, 2023
4 Strikeouts in a Game:	Nolan McLean vs. Baylor, March 24, 2023
Stole Home:	Aidan Meola vs. Arizona State (5th inning), March 7, 2023
4 Stolen Bases in a Game:	Garrett McCain vs. Incarnate Word, March 1, 2016
3 Stolen Bases in a Game:	Gage Green vs. Southeastern Oklahoma State, March 20, 2013
3 HRs in a Game:	Nolan Schubart vs. East Tennessee State, May 7, 2023 (tied school record)
2 HRs in a Game:	Colin Brueggemann vs. Oklahoma, May 18, 2023
HRs in Consecutive At Bats:	Roc Riggio vs. Oral Roberts (3rd & 5th inning), May 2, 2023
Inside-the-Park Home Run:	Nolan Schubart vs. Sam Houston (5th inning), Feb. 18, 2024
2 Hits in an Inning:	Carson Bengel (5th inning) vs. Sam Houston, Feb. 18, 2024*
3 Hits in an Inning:	Toby Rhodes vs. Grambling, Feb. 11, 2000 (tied for NCAA record)
3 HBP in a Game:	Rafael Thomas vs. Western Illinois, March 18, 2009 (Game 2)
Led Off Game with HR:	Zach Ehrhard vs. Baylor, May 20, 2022
Walk-Off Hit:	Nolan Schubart vs. Texas (9th inning single), April 2, 2023
Walk-Off Home Run:	Aidan Meola vs. Texas Tech, May 27, 2023

A Cowboy Pitcher Had...

A Complete Game:	Justin Campbell vs. Kansas, March 25, 2022
A Complete Game (7 Innings):	Justin Campbell vs. Baylor, May 26, 2022
A Complete Game by a Freshman:	Justin Campbell vs. Kansas, May 8, 2021
Four-Straight Complete Games:	Spencer Grogan vs. Kansas State 4/25; Kansas 4/17; Baylor 4/11; Texas A&M 4/3, 2004
Consecutive Complete Games:	Jensen Elliott vs. Oklahoma, May 10, 2019; vs. Baylor, May 17, 2019
Consecutive Complete Games (7 Innings):	Matt Smith at Baylor (9), April 18, 1998; vs. Nebraska (7), April 24, 1998
A Shutout:	Justin Campbell vs. Kansas, May 8, 2021
A Shutout (7 Innings):	C.J. Varela vs. Little Rock, Feb. 26, 2020
Consecutive Shutouts:	Thomas Hatch vs. TCU, April 22, 2016; vs. Texas, April 30, 2016; vs. Prairie View A&M, May 6, 2016
A Combined Shutout:	Juaron Watts-Brown (6.0), Evan O'Toole (2.0) & Nolan McLean (1.0) vs. LMU, Feb. 25, 2023 (Game 1)
A Combined Shutout (7 Innings):	C.J. Varela (5.0) & Roman Phansalkar (2.0) vs. UAPB, April 20, 2021
A Shutout by a Freshman:	Justin Campbell vs. Kansas, May 8, 2021
Hit Four Batters in a Game:	Matt Gardner vs. La Salle, Feb. 16, 2007
A Three-Pitch Inning:	Rick Rivas (5th inn.) vs. Dallas Baptist, April 11, 2006
Had 10+ Strikeouts in a Game:	Juaron Watts-Brown (10) vs. West Virginia, April 14, 2023
A 1-Hit Game:	Jensen Elliott vs. Texas, April 18, 2019
A 1-Hit Game (7 Innings):	C.J. Varela vs. Little Rock, Feb. 26, 2020
A Combined 1-Hit Game:	Jensen Elliott (7.0), Peyton Battenfield (1.0) & Ben Leeper (1.0) vs. Southeastern Louisiana, March 15, 2019
A No-Hitter:	Justin Campbell vs. Kansas, May 8, 2021
A No-Hitter (7 Innings):	Joe Giordanella vs. Oklahoma, April 1, 1985
A Combined No-Hitter:	Juaron Watts-Brown (6.0), Evan O'Toole (2.0) & Nolan McLean (1.0) vs. LMU, Feb. 25, 2023 (Game 1)



The Last Time...

Oklahoma State (The Team)...

Scored 30+ Runs:	30 vs. Western Illinois, March 18, 2009 (Game 1)
Scored 20+ Runs:	20 vs. East Tennessee State, May 7, 2023
Scored 10+ Runs in an Inning:	<i>11 (5th inn.) vs. Sam Houston, Feb. 18, 2024</i>
Had 20+ Hits:	23 vs. Sam Houston, Feb. 18, 2024
Had 7+ Doubles:	7 vs. Kansas State, May 13, 2023
Did Not Strikeout:	vs. Kansas, May 2, 2010
Had 4+ Triples:	4 vs. Arkansas-Pine Bluff, March 23, 2011
Had 10+ HRs:	12 vs. Kansas, April 12, 2019 (school record)
Had 7+ HRs:	12 vs. Kansas, April 12, 2019 (school record)
Had 10+ Walks:	11 vs. Kansas, April 21, 2023
Had 10+ Stolen Bases:	11 vs. Wichita State, April 27, 1956 (school record)
Allowed Less Than Three Hits:	0 vs. LMU, Feb. 25, 2023 (Game 1)
Was Shut Out:	vs. Oklahoma, May 19, 2023
Was Shut Out at Home:	vs. Vanderbilt, March 13, 2021 (Game 1)
Was Shut Out On The Road:	vs. Oklahoma, May 19, 2023
Had Back-to-Back Homers:	David Mendham & Tyler Wulfert (1st inn.) vs. TCU, April 6, 2023
Had Three Consecutive Homers:	Christian Funk/Colin Simpson/Andrew Navigato (1st inn.) vs. Oklahoma, May 10, 2019
Struck Out 15+ Times:	15 vs. Dallas Baptist, March 28, 2023
Turned a Triple Play:	vs. Cal State Fullerton, May 31, 2014
Was Held to 2 or Less Hits:	2 vs. Oral Roberts, May 2, 2017
Committed 4+ Errors in a Game:	4 vs. Texas Tech, March 17, 2023
Won Both Games of a Doubleheader:	vs. Utah Tech, March 11, 2023
Lost Both Games of a Doubleheader:	vs. Texas, April 24, 2021
Recorded 12+ Strikeouts (pitching):	15 vs. Texas Tech, May 27, 2023
Did Not Issue a Walk (pitching):	vs. Baylor, May 26, 2022

An Opponent...

Threw a No-Hitter:	Nick Schmidt (6), Brian McLelland (1) & Devin Collis (2), Arkansas, Feb. 11, 2006
Threw a One-Hitter:	B.R. Cook, Oregon State, Feb. 18, 1999
Hit 3 HRs:	Miguel Santos, Dallas Baptist, June 3, 2023
Hit 2 HRs:	Kodie Kolden, Dallas Baptist, June 3, 2023
Had Back-to-Back HRs:	Kodie Kolden & Nathan Humphreys (4th inn.), Dallas Baptist, June 3, 2023
Hit a Grand Slam:	Brock Rodden, Wichita State (4th inning), April 4, 2023
Had 5+ Hits in a Game:	Caleb Denny (5), Oral Roberts, April 19, 2022
Had 5+ RBI in a Game:	Miguel Santos (9), Dallas Baptist, June 3, 2023
Scored 10+ Runs in an Inning:	Texas Tech (10 in the 5th inn.), March 19, 2023
Had a Pinch-Hit Home Run:	Casey Buckley (5th inn.), Michigan, April 30, 2023
Pitched a Complete Game:	Braden Carmichael, Oklahoma, May 19, 2023
Had 10+ Strikeouts in a Game:	Pete Hansen (12), Texas, May 25, 2022

italics — occurred during 2024 season

* — most recent occurrence in 2024