



NCAA REGIONAL



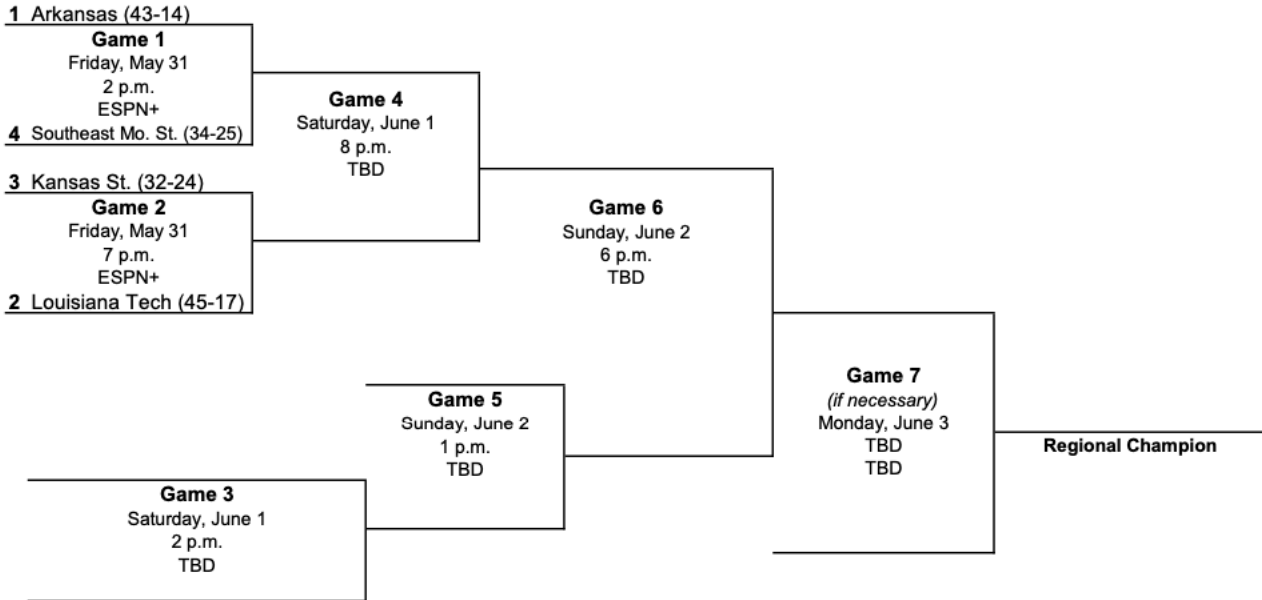
BEN PALMER

SEMO BASEBALL





**2024 NCAA Division I Baseball Championship
Fayetteville Regional
May 31 - June 3, 2024**



*Home team
All times are local and subject to change.

© 2024 National Collegiate Athletic Association. No commercial use without the NCAA's written permission.



SOUTHEAST MISSOURI BASEBALL

SEMORedhawks.com // @SEMObaseball

Contact: Chandler Collins, Assistant Strategic Communications // Cell: (417) 861-7504 // ccollins@semo.edu

OVC CHAMPS **NCAA TOURN.**
 2002 • 2014 • 2015 1998 • 2002
 2016 • 2021 2016 • 2021
 2022

OVC TOURN. TITLES
 1998 • 2002 • 2016
 2021 • 2022



SCHEDULE

February (3-6)

16	at Dallas Baptist	L, 5-9
17	at Dallas Baptist	L, 6-8
18	at Dallas Baptist	L, 5-6
21	Murray State	W, 8-7
23	St. Thomas	L, 3-5
24	St. Thomas (DH)	L, 2-3, L, 3-12
25	St. Thomas	W, 10-3
27	at Missouri	W, 8-3 (F8)

March (11-7, 5-1 OVC)

1	Toledo	W, 6-5
2	Toledo (DH)	W, 12-0, W, 13-3
3	Toledo	L, 9-10
5	Middle Tennessee	L, 2-8
8	at Marshall	W, 6-3
9	at Marshall	L, 5-7
10	at Marshall	L, 4-5
13	at Evansville	L, 5-6
15	Western Kentucky	L, 3-8
16	Western Kentucky	W, 8-7
17	Western Kentucky	L, 2-7
19	at Austin Peay	W, 8-7
22	at Eastern Illinois*	W, 20-13
23	at Eastern Illinois*	W, 21-4
24	at Eastern Illinois*	W, 15-4 (7)
26	at Missouri State	Postponed
28	SIUE*	W, 15-4
29	SIUE*	L, 9-13
30	SIUE*	W, 13-3 (7)

April (8-9, 5-7 OVC)

2	at Missouri State	L, 10-3
5	at Little Rock*	L, 2-8
6	at Little Rock*	L, 2-4
7	at Little Rock*	W, 16-3 (7)
9	at Southern Illinois	W, 3-2 (11)
12	Southern Indiana*	W, 1-0
13	Southern Indiana*	L, 6-12
14	Southern Indiana*	W, 12-2 (7)
16	at Murray State	W, 15-8
19	at Tennessee Tech*	W, 4-1 (10)
20	at Tennessee Tech*	L, 2-10
21	at Tennessee Tech*	L, 3-4
23	Southern Illinois	W, 8-5
26	Morehead State*	W, 13-11
27	Morehead State*	L, 4-13
28	Morehead State*	L, 8-11
30	Evansville	L, 6-7

May (12-2, 8-1 OVC)

3	at Lindenwood*	W, 13-3
4	at Lindenwood*	W, 4-3
5	at Lindenwood*	W, 8-2
7	Missouri State	W, 5-3
10	at Western Illinois*	L, 5-7
11	at Western Illinois*	W, 15-11 (11)
12	at Western Illinois*	W, 17-8
16	UT Martin*	W, 3-2
17	UT Martin*	W, 9-3
18	UT Martin*	W, 9-5
23	vs. #3 Morehead State	W, 9-4
24	vs. #4 Southern Indiana	W, 11-5
25	vs. #3 Morehead State	L, 6-13 (10)
25	vs. #3 Morehead State	W, 9-6
31	vs. #5 Arkansas	2 p.m.

NCAA Tournament Regionals // #4 Southeast Missouri

Friday, May 31 - Monday, June 3 (If Necessary) // 2 p.m. // Baum-Walker Stadium // Fayetteville, Ark.

Video: ESPN+ // Live Stats: SEMORedhawks.com // Twitter: @SEMObaseball



34-25
18-9 OVC

SEMO Redhawks

Head Coach	Andy Sawyers
Career Record (Yrs.)	302-222 (10 years)
Record at SEMO (Yrs.)	215-195 (8)
OVC Record	113-82



Southeast Missouri Probable Starting Pitchers

#	Name	Ht.	Wt.	Cl.	Hometown (Previous School)
22	Haden Dow	6-1	200	Sr.	St. John, New Brunswick (Cloud County CC)

// SEMO Baseball Travels To Fayetteville Regional For NCAA Tournament

#4 Southeast Missouri will take part in the 2024 NCAA Baseball Regionals in Fayetteville, Ark. beginning on Friday, May 31 at Arkansas. First pitch is slated for 2 p.m., CT. at Baum-Walker Stadium. #4 SEMO will take on the fifth overall seed in the tournament field, Arkansas.

// Follow the Redhawks

Listen live on the radio at ESPN 1220 AM and 93.5 FM. Erik Sean will call the action. Live stats are available at SEMORedhawks.com. Twitter updates will be provided @SEMObaseball.

// Who Is There?

The Redhawks, who won the 2024 Ohio Valley Conference Baseball Championship, enter the Fayetteville regional as the No. 4 seed in the group. They will join #1 Arkansas of the Southeastern Conference (SEC), #2 Louisiana Tech of Conference-USA (CUSA), and #3 Kansas State of the Big 12 Conference. #2 LA Tech and #3 Kansas State will face each other at 7 p.m. following the Redhawks matchup with Arkansas.

// OVC Tournament Recap

The 2024 Southeast Missouri Baseball program captured its sixth Ohio Valley Conference Championship title on Saturday, May 25, with a 9-6 victory over #3 Morehead State to clinch the conference's automatic bid to the NCAA Tournament. The Redhawks rolled through MSU in the first game of the tournament for the Redhawks, crushing the Eagles by a final score of 9-4. Caleb Corbin, Shea McGahan, and Ian Riley all finished with multi-RBI days in the first contest. The following day was a matchup with the #4-seeded Southern Indiana Screaming Eagles. The Redhawks cruised to an 11-5 victory, pounding out 13 hits led by Coloma who finished 3-for-5 at the plate, including four RBIs and his second home run in two days. All-OVC selection Brooks Kettering provided the Redhawks with four more RBIs on his 2-for-3 day at the plate, including a pair of home runs and three runs scored. Four different Redhawks recorded multi-hit days, pushing SEMO into the championship round without a loss. The Redhawks would face off once again with Morehead State on championship Saturday, but the Redhawks faced some adversity. A seven run ninth inning by MSU forced the OVC Championship into a title-deciding finale as the Eagles took the first game on Saturday by a final score of 13-6. In the

All Times Central and Subject to Change
* - Denotes Ohio Valley Conference Game
Home Games in **Bold**



winner-takes-all-game, the Redhawks got a big start from RHP Sam Heyman, making his first appearance in the tournament. The sophomore tossed 6.0 innings allowing just four runs on five hits and stifled a powerful MSU offense. He struck out five Eagles and left the game with the Redhawks leading, 9-2. Senior short stop Ben Palmer had a massive Championship performance, going 2-for-5 at the plate with three RBIs, including a first inning home run that sparked a big night for the program. RHP Payton Lawrence came in for Haden Dow (who relieved Heyman) and shut the door on the Eagles. The Dixon, Ill.-native pitched the final 3.0 innings of the championship, allowed no runs on just one hit and struck out four. He picked up his first save of the season and clinched the sixth OVC Championship title in SEMO history.

// Three of the Last Four

With the championship, the title marks the third in the last four seasons for Head Coach Andy Sawyers. Coach Sawyers OVC tournament record improved to 11-8 all-time and was the first title captured at Mtn. Dew Park in Marion, Ill.

// Even Years

SEMO has won six OVC Tournament titles and all but one have come in an even year on the calendar. The only title to come in an odd year was the 2021 tournament title, under head coach Andy Sawyers. The Redhawks have now won the title in 1998, 2002, 2016, 2021, 2022, and 2024.

// Last Regional

SEMO last competed in the NCAA Tournament in Louisville, Ky. in 2022. The Redhawks met the #7 National Seed, Louisville, in their first game of that regional. The Cardinals knocked off SEMO, 7-2, in the first game. The Redhawks turned around and lost the next day to Oregon (18-6

// SEMO in the Regional

The Fayetteville regional will mark the third regional appearance for the Redhawks in the Sawyers era, dating back to 2021. SEMO has competed in Oxford, Mississippi, Louisville, Ky., and now Fayetteville, Ark. This will mark the

second Southeastern Conference location as Arkansas is a member of the SEC.

// All-Tournament Team

Seven Redhawks were named to the 2024 All-Ohio Valley Conference Tournament Team from this past weekend. Seniors Ian Riley, Josh Cameron, Collin Wilma, and Payton Lawrence were all selected. Freshman Brooks Kettering and junior Keoni Coloma rounded out the team for the Redhawks. Coloma was selected as the tournament's MVP as he hit nearly .500 with two home runs and six RBIs.

// #1 Arkansas

The Razorbacks come into their own regional as the fifth national seed in the 2024 NCAA Tournament. Arkansas is led by 22nd year Head Coach Dave Van Horn and finished the season with a 43-14 overall record and a 20-10 record in SEC play. At the plate, Arkansas is led by Peyton Stovall who has a .349 batting average on the season. He has nine home runs, 38 RBIs, 12 doubles, and has a slugging-percentage of .559. The Hogs home run leader is short stop Aloy Wehiwa who has started and played all 57 games for Van Horn. Wehiwa has 13 home runs on the season. On the mound, Arkansas' LHP Hagen Smith is the top arm for the Razorbacks. Smith has a 1.48 ERA with a 9-1 record overall. He has struck out 154 batters over 79.0 innings pitched.

// #2 Louisiana Tech

The Bulldogs of Conference USA are led by eight year head coach Lane Burroughs and enter the regional as the #2 seed in Fayetteville. The Bulldogs finished the season 45-17 overall with a 18-6 mark in CUSA play. Cole McConnell leads the Bulldogs' offense with a .380 batting average and a .682 slugging-percentage. He is first on the team in hits (92), home runs (18), and total bases (165). Ethan Bates is the RBI leader with 74 on the season. He is also the team leader in doubles (21) and triples (2). The Bulldogs top arm is Luke Nichols. Nichols has a 3.74 ERA (Team-Best), with a 7-3 record overall on the season. He has a team-high 81 strikeouts over 77.0 innings pitched.

2024 OVC Standings (Final Standings)

Table with columns: School, Conference (W, L, I, Pct.), Overall (W, L, Pct., Stk.). Rows include Little Rock, SEMO, Morehead State, Southern Indiana, Tennessee Tech, Eastern Illinois, SIUE, UT Martin, Lindenwood, and Western Illinois.

This Week's Schedule

2024 NCAA REGIONAL (FAYETTEVILLE) All Games Air on ESPN and ESPN+

Friday, May 31

Game 1: #4 Southeast Missouri vs. #1 Arkansas (2p.m. | ESPN+)

Game 2: #3 Kansas State vs. #2 Louisiana Tech (7 p.m. | ESPN+)

Saturday, June 1

Game 3: TBD (2 p.m.)

Game 4: TBD (7 p.m.)

Sunday, June 2

Game 5: TBD (1 p.m.)

Game 6: TBD (6 p.m.)

Monday, June 3 (if necessary)

Game 7: TBD (TBD)



Southeast Missouri or SEMO

is the preferred reference for Southeast Missouri State University athletic teams. Southeastern Missouri State is NOT an acceptable reference.



// #3 Kansas State

Kansas State comes to Fayetteville as the number three seed in the regional is led by sixth year head coach, Pete Hughes. The Wildcats finished the season with a 32-24 record overall and a 15-15 mark in Big 12 play. Brady Day leads KSU at the plate with a .332 batting average. He is tied for the most hits on the team (71), first in RBIs (53), second in doubles (15), and second in total bases (114). Kaelen Culpepper provides the power for the Wildcats' lineup leading the team in home runs (9), tied with day for hits (71), first in triples (5), and is first in slugging-percentage (.533). On the mound, Jackson Wentworth is KSU's top arm with a 4.18 ERA. He has a 4-5 overall record with six saves out of the bullpen. Opponents are hitting just .215 against him on the season.

// Top Defense

The Redhawks conclude the regular season with the OVC's top defense. SEMO finished one point above Morehead State (.971) with a .972 team-fielding percentage. First baseman Bryce Cannon finished conference play with a perfect 1.000 fielding percentage to lead the squad. Nine Redhawks, who finished above the minimum number of games, recorded a fielding percentage of .970 or higher.

// Batting Champion

Outfielder Ty Stauss finished the season as the Redhawks top hitter with a .324 batting average. Stauss finished with 61 hits and led the team in doubles (16) and on-base percentage (.434).

// Hits

Center fielder Michael Muga, who played in 54-of-55 games for the Redhawks, finished the season with a team-best 73 hits. The junior was second on the team with a .322 batting average and third on the team in RBIs (47).

// Unusual

Short stop Ben Palmer finished the season as the team leader in two contradictory categories. The senior from Fridley, Minn. led the Redhawks in both home runs (16) and sacrifice bunts (14). He also was the team leader in

walks (37) and hit-by-pitches (11).

// The Staff

The Redhawks pitching staff finished the 2024 campaign strong, especially the final month of the season. As a group, SEMO finished with a 5.65 ERA over 477.2 innings. LP Haden Dow led the staff with 57 total strikeouts with a 4-1 record. Dow finished with a 4.54 ERA over 73.1 innings pitched. Opponents hit just .261 against the lefty in 2024. LHP Logan Katen and RHP Kyle Miller played a huge role in the back half of games. Katen finished with a 3.60 ERA over 30.0 innings, striking out 32 hitters. For Miller, he recorded 29 strikeouts over 24.0 innings, missing an entire month of the season, as opponents hit just .195 against him.

// 2024 Squad

The 2024 Baseball team will feature a lot of new faces around the dugout and on the diamond for the Redhawks. The squad features 31 players, including 11 newcomers making their first appearance(s) in a SEMO uniform. Outfielder Josh Cameron & LHP Haden Dow return to the squad as the lone-Redhawks featured on the All-OVC Preseason Team. Cameron led the team last season with 16 home runs, while Dow recorded 51 strikeouts over 63.1 innings pitched. Returning on the infield will be seniors Peyton Leeper, Ben Palmer, Chance Resetich, Ty Stauss, Nolan Ackerman, Gunnar Doyle, and sophomore Cole Warehime. New to the infield will feature Iowa Central Community College transfer, Caleb Corbin, freshman Brooks Kettering, and Johnson County CC transfer Shea McGahan behind-the-plate. Newcomers Gavin Baldwin and Keoni Coloma are listed as 'Utility' players. SEMO will have very little returning in the outfield as Josh Cameron is the only returner from a season ago. Junior College transfers Michael Muga and Bryce Cannon will help patrol the outfield, along with Dallas Baptist-transfer, Ian Riley, will be in the outfield in 2024. The Redhawks will return several arms from a season ago, headlined by Haden Dow and RHP Payton Lawrence. RHP Esteban Hernandez, one of the hardest throwers on the pitching staff, will return for his senior campaign as well. Collin Wilma will return to the mound for

the Redhawks in 2024 after doing most of his work out of the bullpen last season, along with Tommy Windt who will be making his return to the mound after missing all of 2023 with an injury. Right-handed pitcher (and newcomer) Brian Strange will look to make an impact for the Redhawks pitching staff after transferring in from Mineral Area College. Fellow newcomers, Alex Hayes, and Sam Heyman will make their SEMO debuts in 2024. The left-hander and right-hander transferred in from Madison & Chabot College, respectively. Working out of the bullpen, and returning from a season ago, will be LHP Logan Katen, LHP Ethan Osborne, RHP Fischer Rausch, and RHP Anthony Klein, all who saw action in 2023. The sophomore duo of RHPs Gavin Johnston and Eddie White will help anchor a strong backend of the bullpen, and will be headlined by SEMO's all-time saves leader, Kyle Miller. Miller, who finished 2023 with six saves, became the all-time leader in saves with 17 a season ago.

// The Schedule

A 55-game schedule with 28 games at Capaha Field is in store for Southeast Missouri this upcoming 2024 season. SEMO opens the year with a three-game series at reigning Conference USA Champion Dallas Baptist (Feb. 16-18), one of two 2023 NCAA Tournament teams on the docket. DBU went 47-16 overall and 25-5 in C-USA play en route to making the Stillwater, Oklahoma NCAA Regional a year ago. The Redhawks host former Ohio Valley Conference member Murray State (Feb. 20) in their home-opener on the front end of a home-and-home series. SEMO will return the trip to Murray, Kentucky on Apr. 16. SEMO's other matchups prior to the start of conference action include a pair of four-game home series with St. Thomas (Feb. 23-25) and Toledo (Mar. 1-3), a three-game set against Western Kentucky (Mar. 16-17), a road series at Marshall (Mar. 8-10) and midweek bouts at Missouri (Feb. 27), vs. Middle Tennessee (Mar. 5), at Evansville (Mar. 13) and at Austin Peay (Mar. 19). The Redhawks begin their 27-game OVC schedule at Eastern Illinois (Mar. 22-24), which won three-straight elimination games to claim last year's OVC Tournament crown. EIU advanced to the NCAA Tournament for the



SOUTHEAST MISSOURI BASEBALL NOTES // NCAA Regional

first time since 2008. SEMO's other conference road opponents include Little Rock (Apr. 5-7), Tennessee Tech (Apr. 19-21), Lindenwood (May 3-5) and first-year OVC member Western Illinois (May 10-12).

SIU Edwardsville (Mar. 28-30) comes to Cape Girardeau for the Redhawks first home OVC series, while Southern Indiana (Apr. 12-14), Morehead State (Apr. 26-28) and UT Martin (May 16-18) are SEMO's other home league foes.

The rest of the 2024 schedule features home-and-home midweek series against Missouri State (Mar. 26, Apr. 2) and longtime rival Southern Illinois (Apr. 9, Apr. 23), and another midweek game vs. Evansville (Apr. 30).

// Preseason All-OVC

Outfielder Josh Cameron and LHP Haden Dow landed on the 2024 All-OVC Preseason Team after their performances from a season ago. Cameron, a senior from Pflugerville, Texas, finished the season with a .304 batting average, 66 hits, 52 runs, 16 home runs, and 51 RBIs. The outfielder was also ranked 39th in the nation by D1baseball.com amongst all division-one outfielders. LHP Haden Dow was selected to the team after serving as the Redhawks' Sunday starter for the majority of the 2023 season. A native of St. John, New Brunswick, Canada, Dow finished the year with an overall record of 4-3 with a 4.55 earned-run-average. Dow registered 63.1 innings pitched, recording 51 strikeouts.

// Welcome Tommy Gleason

Assistant coach Tommy Gleason will join Coach Sawyers' staff in 2024 for the first season of his SEMO career. A native of Hopkins, Minn., Gleason played four seasons at Luther College from 2016-2019 where he graduated with a degree in Management. Prior to joining the Redhawks in 2024, Gleason spent 2023 at Southeastern Community College as an assistant coach/recruiting coordinator under Justin Schulte. There he worked with the outfielders and the hitters. During the 2023 season, Southeastern CC went to the NJCAA World Series for just the 2nd time in program history and were national runners-up in the final game. Gleason was a part of a Region 11 championship, a Great Plains District Championship, and

the most wins in Southeastern CC program history with 49. Southeastern CC was second in the nation in runs scored, third in the nation in doubles, third in the nation in hits, 21st in batting average, 10th in On-Base percentage, and first in hit-by-pitches. They led the nation in fielding percentage, had two National Gold Glove winners, the National Defensive Player of the Year, and 10 players from the team moved on to Division-I programs.

// Kyle Miller, All-Time Saves Leader

Right-hander Kyle Miller became the all-time Saves leader in SEMO Baseball history. Miller, a senior from Eureka, Mo., picked up six saves a season ago and now has 17 total saves for his career. In 2023, Miller was tied for the most appearances from the pitching staff with 21, finishing with a 6.96 ERA. He struck out 30 batters over 32.1 innings pitched.

// Season 66

The 2024 campaign marks Southeast Missouri's 66th of college baseball. The Redhawks are in their 33rd season as an NCAA Division I program. SEMO is 1,459-1,199 all-time and 925-811-1 at the NCAA Division I level since the inception of its baseball program. The Redhawks have a 456-311-1 record in Ohio Valley Conference play. SEMO won five OVC regular-season titles (2002, 2014, 2015, 2016, 2021), five OVC Tournament crowns (1998, 2002, 2016, 2021, 2022) and made five NCAA Tournament appearances (1998, 2002, 2016, 2021, 2022) in program history.

// Redhawks Picked Third in OVC

Southeast Missouri Baseball was picked third in the 2024 Ohio Valley Conference Baseball Predicted Order of Finish voted on by the league's head coaches and communicators. The Redhawks were selected third with 127 points, trailing Morehead State (148) and Little Rock (155) in the 2024 poll. MSU received eight first place votes while Little Rock received 12 first place votes. UT Martin (106), Eastern Illinois (100), Tennessee Tech (93), SIUE (67), Southern Indiana (52), Lindenwood (31), and Western Illinois (20) rounded out the rest of the preseason team rankings. Morehead State's Ryley Preece (OF) and Jackson

Wells (RHP) of Little Rock were voted as the OVC Preseason Player and Pitcher of the Year, respectively.

// Fill the Hill Games

A Southeast Missouri baseball tradition continues in 2024 with "Fill the Hill" games. The Redhawks have partnered with Kohlfeld Distributing to bring tailgate days to Capaha Field during selected games this season. Kohlfeld Distributing will provide complimentary adult beverages to fans who provide proof of legal consuming age for the following dates:

March 29	vs. SIUE
April 12	vs. Southern Indiana
April 23	vs. Southern Illinois
April 26	vs. Morehead State
May 16	vs. UT Martin

Bring your own cooler is still permitted during "Fill the Hill" games. Fans are welcome to bring their own coolers stocked with their favorite beverages to the ballpark for a nominal fee at the gate each game. Cost is \$5 per cooler. Coolers may contain beverages only as outside food is prohibited.

// Lots of Home Games

The Redhawks are at home for 10-of-the-first-14 games in 2024. Following the roadtrip to Dallas, the Redhawks will open their home slate on Wednesday, Feb. 21, when they host Murray State. SEMO will then host St. Thomas for a weekend series that will include four games against the Tommies. A midweek roadtrip to Missouri will break the home stretch before five-straight home games beginning with a four-game weekend series with Toledo (Mar. 1-3). The Redhawks will conclude the first 14 games with a midweek against Middle Tennessee (Mar. 5).

// Head Coach

Head Coach Andy Sawyers enters his eighth season at the helm of SEMO Baseball in 2024. Sawyers has been a head coach for 10 seasons, compiling an overall record of 268-197. Entering his eighth year at SEMO, he has accumulated an overall record of 181-170 and has been 95-73 in Ohio Valley Conference play during that time. During his time, Coach

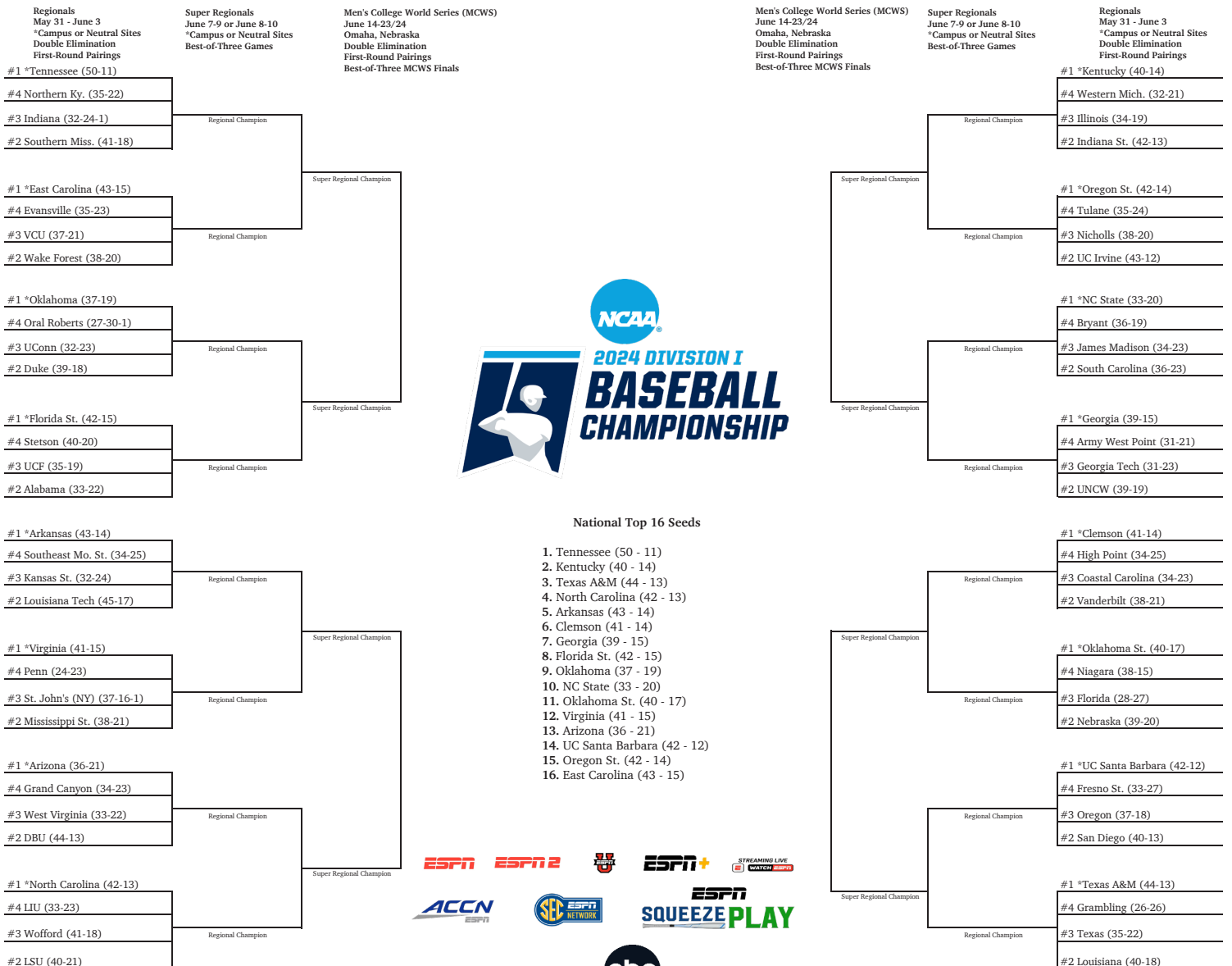
SOUTHEAST MISSOURI BASEBALL NOTES // NCAA Tournament Bracket



Sawyers' teams have won the OVC regular season title (2021), OVC Tournament titles (2021 & 2022), and has advanced to the NCAA Baseball Tournament two times ('21 *& '22) with Sawyers at the helm.



2024 NCAA Division I Baseball Championship



© 2024 National Collegiate Athletic Association. No commercial use without the NCAA's written permission.

* Host Institution





SOUTHEAST MISSOURI BASEBALL // NUMERICAL ROSTER

No.	Name	Pos.	Ht.	Wt.	Cl.	B/T	Hometown (High School/College)
1	Caleb Corbin	INF	5-8	185	Jr.	R/R	Urbandale, Iowa (Iowa Central Community College)
2	Cole Warehime	INF	6-1	185	So.	R/R	Downers Grove, Ill. (Downers Grove South)
5	Brian Strange	RHP	6-1	200	Jr.	R/R	Westfield, Mass. (Mineral Area College)
6	Chance Resetich	UT	5-11	185	Sr.	R/R	Hall, Ill. (Hall HS/Blackhawk College)
7	Kyle Miller	UT	6-2	210	Sr.	R/R	Eureka, Mo. (Eureka)
8	Ty Stauss	UT	5-10	190	Sr.	L/R	Wildwood, Mo. (Lafayette)
9	Gunnar Doyle	UT	6-0	190	Sr.	L/L	Oak Creek, Wis. (Oak Creek/Madison College)
10	Gavin Baldwin	UT	6-2	230	Jr.	R/R	Nashville, Ill. (Kaskaskia Community College)
11	Ben Palmer	INF	6-3	180	Sr.	R/R	Fridley, Minn. (Totino-Grace/Iowa Western CC)
12	Nolan Ackerman	C	6-0	205	Sr.	R/R	Parker, Colo. (Chaparral HS/College of San Mateo)
13	Ian Riley	OF	6-1	185	Sr.	L/R	Austin, Texas (Dallas Baptist)
14	Peyton Leeper	UT	5-11	200	Sr.	S/R	Mokane, Mo. (South Callaway)
15	Michael Mugan	OF	5-11	180	Jr.	R/R	Seaside, Calif. (Monterrey Peninsula College)
16	Payton Lawrence	RHP	6-3	180	Sr.	R/R	Dixon, Ill. (Dixon/Blackhawk College)
17	Josh Cameron	OF	6-4	195	Sr.	L/R	Pflugerville, Texas (Hendrickson/Butler County CC)
18	Alex Hayes	LHP	6-2	215	Jr.	L/L	Muskego, Wis. (Madison College)
19	Sam Heyman	RHP	6-2	180	So.	R/R	Lafayette, Calif. (Chabot College)
21	Logan Katen	LHP	6-0	170	Sr.	L/L	Wentzville, Mo. (Holt HS/Lindenwood)
22	Haden Dow	LHP	6-1	200	Sr.	L/L	St. John, New Brunswick (Prospects Academy/Cloud County CC)
23	Keoni Coloma	UT	5-11	185	Jr.	L/R	Pleasant Hill, Calif. (College of San Mateo)
24	Collin Wilma	RHP	6-4	190	Sr.	R/R	Tinley Park, Ill. (Tinley Park)
25	Ethan Osborne	LHP	6-1	180	Jr.	L/L	Ashland, Mo. (Southern Boone)
26	Fischer Rausch	RHP	6-5	237	Sr.	R/R	St. Louis, Mo. (Valley Park)
27	Shea McGahan	C	6-0	190	Jr.	R/R	St. Louis, Mo. (Johnson County CC)
28	Anthony Klein	RHP	6-1	225	Jr.	R/R	St. Louis, Mo. (Parkway Central)
30	Tommy Windt	UT	6-3	212	Sr.	R/R	Orland Park, Ill. (Carl Sandburg/South Suburban College)
31	Gavin Johnston	RHP	6-2	190	So.	R/R	Arnold, Mo. (Seckman)
33	Brooks Kettering	INF	5-11	175	Fr.	L/R	Springfield, Mo. (Glendale HS)
35	Eddie White	RHP	6-0	165	So.	R/R	Kansas City, Mo. (Bishop Miege)
36	Bryce Cannon	OF	6-3	200	Jr.	L/L	Santa Rosa, Calif. (Santa Rosa Junior College)
38	Esteban Hernandez	RHP	6-0	175	Sr.	R/R	Yuma, Ariz. (Cibola/South Mountain CC)

Coaches & Staff

- 3 Andy Sawyers, Head Coach (Eighth Year)
- 4 Trevor Ezell, Associate Head Coach/Hitting (Fourth Year)
- 88 Matthew Kinney, Assistant Coach/Pitching (Second Year)
- 99 Tommy Gleason, Assistant Coach (First Year)

Wes Piersall, Strength & Conditioning
 Dave Hudson, Athletic Trainer
 Connor Rooney, Manager

Pronunciations

- Michael Mugan MEW-Gan
- Keoni Coloma KEY-o-knee CO-low-ma
- Logan Katen KAY-ten
- Haden Dow Hay-Den Dow
- Cole Warehime WEAR-Hime
- Shea McGahan Mc-GANN
- Chance Resetich ruh-set-itch
- Ty Stauss stauss (sounds like house)

SOUTHEAST MISSOURI BASEBALL // ALPHABETICAL ROSTER



No.	Name	Pos.	Ht.	Wt.	Cl.	B/T	Hometown (High School/College)
12	Nolan Ackerman	C	6-0	205	Sr.	R/R	Parker, Colo. (Chaparral/College of San Mateo)
10	Gavin Baldwin	UT	6-2	230	Jr.	R/R	Nashville, Ill. (Kaskaskia Community College)
17	Josh Cameron	OF	6-4	195	Sr.	L/R	Pflugerville, Texas (Hendrickson/Butler County CC)
36	Bryce Cannon	OF	6-3	200	Jr.	L/L	Santa Rosa, Calif. (Santa Rosa Junior College)
23	Keoni Coloma	UT	5-11	185	Jr.	L/R	Pleasant Hill, Calif. (College of San Mateo)
1	Caleb Corbin	INF	5-8	185	Jr.	R/R	Urbandale, Iowa (Iowa Central Community College)
22	Haden Dow	LHP	6-1	200	Sr.	L/L	St. John, New Brunswick (Prospects Academy/Cloud County CC)
9	Gunnar Doyle	UT	6-0	190	Sr.	L/L	Oak Creek, Wis. (Oak Creek/Madison College)
18	Alex Hayes	LHP	6-2	215	Jr.	L/L	Muskego, Wis. (Madison College)
38	Esteban Hernandez	RHP	6-0	175	Sr.	R/R	Yuma, Ariz. (Cibola/South Mountain CC)
19	Sam Heyman	RHP	6-2	180	So.	R/R	Lafayette, Calif. (Chabot College)
31	Gavin Johnston	RHP	6-2	190	So.	R/R	Arnold, Mo. (Seckman)
21	Logan Katen	LHP	6-0	170	Sr.	L/L	Wentzville, Mo. (Holt HS/Lindenwood)
33	Brooks Kettering	INF	5-11	175	Fr.	L/R	Springfield, Mo. (Glendale High School)
28	Anthony Klein	RHP	6-1	225	Jr.	R/R	St. Louis, Mo. (Parkway Central)
16	Payton Lawrence	RHP	6-3	180	Sr.	R/R	Dixon, Ill. (Dixon/Blackhawk College)
14	Peyton Leeper	UT	5-11	200	Sr.	S/R	Mokane, Mo. (South Callaway)
27	Shea McGahan	C	6-0	190	Jr.	R/R	St. Louis, Mo. (Johnson County CC)
7	Kyle Miller	UT	6-2	210	Sr.	R/R	Eureka, Mo. (Eureka)
15	Michael Mugan	OF	5-11	180	Jr.	R/R	Seaside, Calif. (Monterrey Peninsula College)
25	Ethan Osborne	LHP	6-1	180	Jr.	L/L	Ashland, Mo. (Southern Boone)
11	Ben Palmer	INF	6-3	180	Sr.	R/R	Fridley, Minn. (Totino-Grace/Iowa Western CC)
26	Fischer Rausch	RHP	6-5	237	Sr.	R/R	St. Louis, Mo. (Valley Park)
6	Chance Resetich	UT	5-11	185	Sr.	R/R	Hall, Ill. (Hall HS/Blackhawk College)
13	Ian Riley	OF	6-1	185	Sr.	L/R	Austin, Texas (Dallas Baptist)
8	Ty Stauss	UT	5-10	190	Sr.	L/R	Wildwood, Mo. (Lafayette)
5	Brian Strange	RHP	6-1	200	Jr.	R/R	Westfield, Mass. (Mineral Area College)
2	Cole Warehime	INF	6-1	185	So.	R/R	Downers Grove, Ill. (Downers Grove South)
35	Eddie White	RHP	6-0	165	So.	R/R	Kansas City, Mo. (Bishop Mlege)
24	Collin Wilma	RHP	6-4	190	Sr.	R/R	Tinley Park, Ill. (Tinley Park)
30	Tommy Windt	UT	6-3	212	Sr.	R/R	Orland Park, Ill. (Carl Sandburg/South Suburban College)

Roster Breakdown

Total Squad Members	31
Seniors	16
Juniors	10
Sophomores	4
Freshmen	1
Newcomers	11
Position Starters Returning/Lost	7/4
Starting Pitchers Returning/Lost	4/3





SOUTHEAST MISSOURI BASEBALL // RADIO/TV ROSTER



Caleb Corbin
INF / 5-8 / 185 / Jr. / R-R
Urbandale, Iowa



Cole Warehime
INF / 6-1 / 185 / So. / R-R
Downers Grove, Ill.



Brian Strange
RHP / 6-1 / 200 / Jr. / R-R
Westfield, Mass.



Chance Resetich
UT / 5-11 / 185 / Sr. / R-R
Hall, Ill.



Kyle Miller
UT / 6-2 / 210 / Sr. / R-R
Eureka, Mo.



Ty Stauss
UT / 5-10 / 190 / Sr. / L-R
Wildwood, Mo.



Gunnar Doyle
UT / 6-0 / 190 / Sr. / L-L
Oak Creek, Wis.



Gavin Baldwin
UTL / 6-2 / 230 / Jr. / R-R
Nashville, Ill.



Ben Palmer
INF / 6-3 / 180 / Sr. / R-R
Fridley, Minn.



Nolan Ackerman
C / 6-0 / 205 / Sr. / R-R
Parker, Colo.



Ian Riley
OF / 6-1 / 185 / Sr. / L-R
Austin, Texas



Peyton Leeper
UT / 5-11 / 200 / Sr. / S-R
Mokane, Mo.



Michael Mugaan
OF / 5-11 / 180 / Jr. / R-R
Seaside, Calif.



Payton Lawrence
RHP / 6-3 / 180 / Sr. / R-R
Dixon, Ill.



Josh Cameron
OF / 6-4 / 195 / Sr. / R-L
Pflugerville, Texas



Alex Hayes
LHP / 6-2 / 215 / Jr. / L-L
Muskego, Wis.



Sam Heyman
RHP / 6-2 / 180 / So. / R-R
Lafayette, Calif.



Shea McGahan
C / 6-0 / 190 / Jr. / R-R
St. Louis, Mo.



Logan Katen
LHP / 6-0 / 170 / Sr. / L-L
Wentzville, Mo.



Haden Dow
LHP / 6-1 / 200 / Sr. / L-L
New Brunswick, Canada



Keoni Coloma
UTL / 5-11 / 185 / Jr. / L-R
Pleasant Hill, Calif.



Collin Wilma
RHP / 6-4 / 190 / Sr. / R-R
Tinley Park, Ill.



Ethan Osborne
LHP / 6-1 / 180 / Jr. / L-L
Ashland, Mo.



Fischer Rausch
RHP / 6-5 / 237 / Sr. / R-R
St. Louis, Mo.

SOUTHEAST MISSOURI BASEBALL // RADIO/TV ROSTER



28

Anthony Klein

RHP / 6-1 / 225 / Jr. / R-R
St. Louis, Mo.



30

Tommy Windt

RHP / 6-3 / 212 / Sr. / R-R
Orland Park, Ill.



31

Gavin Johnston

RHP / 6-2 / 190 / So. / R-R
Arnold, Mo.



33

Brooks Kettering

INF / 5-11 / 175 / Fr. / L-R
Springfield, Mo.



35

Eddie White

RHP / 6-0 / 165 / R-R
Kansas City, Mo.



36

Bryce Cannon


OF / 6-3 / 200 / Jr. / L-L
Santa Rosa, Calif.



38

Esteban Hernandez

RHP / 6-0 / 175 / Sr. / R-R
Yuma, Ariz.



3

Andy Sawyers

Head Coach
Eighth Year



4

Trevor Ezell

Associate Head Coach
Fourth Year



88

Matthew Kinney


Assistant Coach
Second Year



99

Tommy Gleason

Assistant Coach
First Year



Connor Rooney

Manager



Dave Hudson

Athletic Trainer





SOUTHEAST MISSOURI BASEBALL // HEAD COACH ANDY SAWYERS



REDHAWK BASEBALL

Andy SAWYERS

Head Coach // Eighth Year // Nebraska, 1998

The 2024 season marks Andy Sawyers' eighth as Southeast Missouri's head coach.

In the last three years alone, Sawyers led SEMO to one Ohio Valley Conference regular-season title, back-to-back OVC Tournament crowns and two NCAA Tournament appearances. For the first time in program history, the Redhawks claimed the league's OVC Tournament title and advanced to the NCAA Tournament in consecutive seasons during the 2021 and 2022 campaigns.

In 2023, the Redhawks finished fourth in the OVC with an overall record of 26-30 and 14-10 in league play. It was SEMO's third-straight winning record in OVC play. The Redhawks won a combined 47 conference games for an average of 15 per season over the previous three years.

The year before that, SEMO compiled a 37-22 overall record and finished second in the OVC with a 16-8 mark. The Redhawks, after dropping their first game of the conference tournament, won three-straight elimination games to secure their second-straight OVC Tournament championship. SEMO outlasted top-seeded Belmont, 5-4,

in 10 innings to get the title.

The Redhawks later represented the OVC at the NCAA Regional in Louisville, Kentucky. That trip came a year after SEMO advanced to the NCAA Regional in Oxford, Mississippi.

SEMO was nearly unbeatable at home in 2022, where it led the nation with a 23-2 record. The Redhawks won their first 14 games at Capaha Field en route to their best home record in program history. In addition, the Redhawks finished the year with 24 come-from-behind victories.

The Redhawks hit a program record 97 home runs with five players getting 10 or more. SEMO also had seven All-OVC selections, two American Baseball Coaches Association (ABCA)/Rawlings All-South Region picks and one draft pick (Andrew Keck, 10th round, Atlanta Braves) in 2022.

Academically, SEMO's baseball team recently recorded a 3.45 grade point average for its best fall term GPA in program history. During the 2021-22 academic year, the Redhawks had two OVC Medal of Honor recipients and 20 Commissioner's Honor Roll selections.

In terms of winning percentage, Sawyers' baseball program is the second-winningest in SEMO's Department of Athletics with a .546 percentage over the last seven seasons. The Redhawks accumulated a total of 194 wins and won at a .592 rate in OVC play (103-71). SEMO won 30 or more games each of the last two years and Sawyers is in position to become the third head coach in program history to post three-consecutive 30-win seasons.

Sawyers was named OVC Coach of the Year after leading SEMO to a sweep of league's regular-season and tournament titles in 2021. The Redhawks finished that championship season with an overall 30-22 record and 17-10 in the OVC. SEMO recorded 30 wins in a season for the first time with Sawyers at the helm and posted series wins in eight of its nine series against league foes in 2021.

Sawyers coached his first OVC Specialty Award-Winner when left-hander Dylan Dodd was tabbed the league's Pitcher of the Year.

Dodd later became the highest draft pick in program history when he was selected in the third round by the Atlanta Braves in the 2021 Major League Draft. Additionally, Dodd wrapped up his final college season as a Second-Team Collegiate Baseball All-American.

Statistically, SEMO led the OVC with 14 saves and a .967 fielding percentage after committing just 49 errors in 52 contests. The Redhawks were also second in the conference in wins as their 30 victories marked the most in a season in five years.

In 2020, SEMO had an overall record of 9-8 and a 2-1 mark in OVC play when its season abruptly ended due to a global COVID-19 pandemic. The Redhawks heated up

to win seven of nine contests prior to the end of competition.

The Redhawks led the OVC in batting average (.314), hits (188), triples (9), plate appearances (707), at-bats (598), hit by pitch (26), stolen bases (36), fewest walks allowed (54) and fielding percentage (.976), and rated second in slugging percentage (.503), on-base percentage (.404), runs (129), RBI (121) and home runs (21) at the time their 2020 campaign came to a close. SEMO also ranked among the top 10 teams in the nation in hits (6th) and triples (8th).

Individually, Justin Dirnden led the conference in slugging percentage (.900), RBI (26), home runs (9), hits (29), total bases (63) and stolen bases (9) before signing as an undrafted free agent with the Houston Astros.

Shortstop Tyler Wilber topped the OVC in runs (26) and center fielder Danny Wright tied a league-high with 29 hits when play was suspended.

Pitching wise, left-handers Dylan Dodd (2-1, 36 Ks) and Noah Niznik (3-0, 15 Ks) were a combined 5-1 with 51 strikeouts and two complete game shutouts through four starts in 2020.

Before they took the field in 2019, the Redhawks ushered in a state-of-the-art hitting facility adjacent to Capaha Field. The 4,000-square foot facility can fit up to four batting cages and is equipped with portable pitching mounds. It also had HitTrax Rapsodo technology which is used to enhance overall player performance through real-time stats and performance metrics.

SEMO went 23-32 during an injury-riddled 2019 campaign. The Redhawks played without five of their position starters for much of the season.



Despite the misfortune with injuries, SEMO had a pair of All-OVC performers in Wilber and Niznik.

A First-Team selection, Wilber led the OVC with a .383 batting average and was the Redhawks leader in hits (80) doubles (19), triples (3), RBI (40), slugging percentage (.531) and on-base percentage (.480).

Niznik, who landed a spot on the All-Newcomer Team, started 13 games as a freshman. He led the team with a 3.63 ERA, ranked second in innings (62) and third in both strikeouts (49) and wins (3).

The year before that, Sawyers guided the 2018 squad to the program's 13th consecutive OVC Tournament berth as the Redhawks finished 27-30 overall and second in the conference with a 20-10 record.

That team produced three First-Team All-OVC performers, including Carlos Vega, Trevor Ezell and Dirден.

Sawyers was hired as the sixth head coach in program history on July 29, 2016.

In his first year as an NCAA Division I head coach in 2017, Sawyers led the Redhawks to a winning season (29-26 overall, 16-14 OVC). He also picked up his first career OVC Tournament win along the way.

First-Team pick Dan Holst, Second-Team selections Brian Lees, Chris Osborne, Justin Murphy and Clay Chandler, and All-Newcomer Team member Danny Wright formed a group of six All-OVC players in Sawyers' debut season as a Division I head coach.

In all, Sawyers has over two decades worth of collegiate coaching experience.

Prior to arriving in Cape Girardeau, he worked two seasons as the Associate Head Coach/Offensive Coordinator at Big

12 Conference member Kansas State. There, Sawyers oversaw the hitters and catchers, while helping coordinate recruiting efforts.

Sawyers has coached in two College World Series, two NCAA Super Regionals and nine NCAA Tournaments during his coaching tenure. He has mentored 41 Major League Baseball draft picks, including two first-round selections and ten top-10 round picks.

The Wildcats ranked fourth in the Big 12 offensively with a .284 team batting average in 2016. K-State's offense registered a .400 slugging percentage and .372 on-base percentage, scored 335 runs, had 550 hits, belted 100 doubles, notched 17 triples, and finished with 30 home runs and 300 RBI.

Sawyers coached freshman Josh Rolette who garnered Louisville Slugger Freshman All-American honors in 2016. He also helped mentor Jake Scudder who was named Big 12 Newcomer of the Year. The Wildcats had three student-athletes on the All-Big 12 Teams that season.

The 2015 and 2016 campaigns were Sawyers' second stint at K-State.

He previously served as an assistant coach for the Wildcats in 2009 and 2010. Sawyers helped lead K-State to an 80-30-1 record and the first two NCAA Regional appearances in school history over that span.

The 2009 season was a year of power for the Wildcats under Sawyers. The team hit 22 triples and 58 home runs, most in both categories since 1997. The offense shined when it came to stolen bases as the 149 steals were second-most in the nation and just two shy of breaking the Big 12 record. Overall, the team finished among

Big 12 leaders in on-base percentage (2nd, .399), runs scored (2nd, 458), hits (2nd, 675), RBI (2nd, 420), doubles (3rd, 123), and fewest strikeouts (4th, 393).

Six Wildcats claimed All-Big 12 honors in 2009, including outfielder Nick Martini, who also garnered Louisville Slugger Freshman All-America honors, and Justin Bloxom and Carter Jurica, who finished fourth and eighth, respectively, in the Big 12 in batting average.

The 2010 squad matched the success of 2009 by also reaching the NCAA postseason, and the offense topped the previous season totals in batting average (.323 in 2010; .317 in 2009), runs per game (7.6 vs. 7.4) and OBP (.426 vs. .399).

Before K-State, Sawyers spent four seasons as Associate Head Coach at Texas A&M (2011-14). Those four seasons at Texas A&M represented the end of Sawyers' five-year stint with the Aggies after he spent 2008 as a volunteer assistant coach.

In each of those five seasons, Sawyers helped Texas A&M reach an NCAA Regional while also winning a pair of Big 12 championships. In addition, he coached standouts Tyler Naquin - 2011 Big 12 Player of the Year, All-American and a first round pick by the Cleveland Indians in 2012 - and Krey Bratson, a 2011 Freshman All-American.

Before his appointment at Texas A&M in 2008,

■ The Sawyers File

Experience:
24th Year (Eighth at SEMO)

Hometown:
Willits, Calif.

Birthdate:
May 24, 1975

Alma Mater:
Nebraska, 1998

Education:
B.A. History (Nebraska)
M.S. Education (Nebraska)

Date Hired:
July 29, 2016

Family:
Wife - Dena
Children - A.J., Alex

Playing Experience:
Point Loma Nazarene, 1994
Mendocino College, 1996
Nebraska, 1997-98

Coaching Experience:
Northwestern State, Volunteer Asst., 1999
Nebraska, Volunteer Asst., 2000
Hutchinson CC, Head Coach, 2001-02
Nebraska, Assistant Coach, 2003-07
Texas A&M, Volunteer Asst., 2008
Kansas State, Assistant Coach, 2009-10
Texas A&M, Assoc. Head Coach, 2011-14
Kansas State, Assoc. Head Coach, 2015-16
Southeast Missouri, Head Coach, 2017-pr.



SOUTHEAST MISSOURI BASEBALL // HEAD COACH ANDY SAWYERS

Sawyers worked with current Aggie head coach Rob Childress as an assistant coach and recruiting coordinator at Nebraska from 2003-07.

While in Lincoln, he helped the Huskers earn four trips to the NCAA Tournament, including an appearance at the 2005 College World Series. Sawyers, who lettered two years at Nebraska, worked with 12 Huskers who were selected in the MLB Draft, including Alex Collegiate Baseball.

After working as the volunteer assistant at Nebraska in 2000, Sawyers worked the 2001 and 2002 seasons as head coach at Hutchinson Community College, compiling an 87-30 record and two postseason berths. In 2001, the Dragons went 40-16 and won the Jayhawk West Sub-Regional, while the 2002 squad set a school record with 47 wins and was ranked as high as seventh by the NJCAA.

Sawyers' coaching career began at Northwestern (La.) State in 1999 as a volunteer assistant coach, helping the Demons finish second in the Southland Conference.

He first played collegiately at Point Loma (Calif.) Nazarene College in 1994. Following a year off, he played at Mendocino (Calif.) Junior College in 1996 before finishing up his playing career at Nebraska.

A native of Willits, California, Sawyers received his bachelor (1998) and master's (2000) degrees from Nebraska. He is married to the former Dena Lindeblad and the couple have two sons, Andrew James (A.J.) and Alex.

Sawyers' Year-by-Year Records

Year	School	Assignment	Record	Conf./Finish	Postseason
1999	Northwestern State	Volunteer Assistant	38-21	18-9/2nd	-
2000	Nebraska	Volunteer Assistant	51-17	21-9/2nd	NCAA Super Regional
2001	Hutchinson CC	Head Coach	40-16	-	Sub-Regional
2002	Hutchinson CC	Head Coach	47-11	-	Sub-Regional
2003	Nebraska	Assistant Coach	47-18	20-7/1st	NCAA Regional
2004	Nebraska	Assistant Coach	36-23	11-16/8th	-
2005	Nebraska	Assistant Coach	57-15	19-8/1st	NCAA College World Series
2006	Nebraska	Assistant Coach	42-17	17-10/3rd	NCAA Regional
2007	Nebraska	Assistant Coach	32-27	14-13/4th	NCAA Regional
2008	Texas A&M	Volunteer Assistant	46-19	19-8/1st	NCAA Super Regional
2009	Kansas State	Assistant Coach	43-18-1	14-11-1/4th	NCAA Regional
2010	Kansas State	Assistant Coach	37-22	14-12/3rd	NCAA Regional
2011	Texas A&M	Assoc. Head Coach	47-22	19-8/t1st	NCAA College World Series
2012	Texas A&M	Assoc. Head Coach	43-18	16-8/2nd	NCAA Regional
2013	Texas A&M	Assoc. Head Coach	34-29	13-16/6th	NCAA Regional
2014	Texas A&M	Assoc. Head Coach	36-26	14-16/5th	NCAA Regional
2015	Kansas State	Assoc. Head Coach	27-30	10-14/6th	-
2016	Kansas State	Assoc. Head Coach	26-31	8-16/8th	-
2017	Southeast Missouri	Head Coach	29-26	16-14/5th	OVC Tournament
2018	Southeast Missouri	Head Coach	27-30	20-10/2nd	OVC Tournament
2019	Southeast Missouri	Head Coach	23-32	10-20/10th	-
2020*	Southeast Missouri	Head Coach	9-8	2-1	-
2021	Southeast Missouri	Head Coach	30-22	17-10/1st	NCAA Regional
2022	Southeast Missouri	Head Coach	37-22	16-8/2nd	NCAA Regional
2023	Southeast Missouri	Head Coach	26-30	14-10/3rd	OVC Tournament
2024	Southeast Missouri	Head Coach	34-25	18-9/2nd	NCAA Regional

* - Season ended due to COVID-19 pandemic

Overall Record as a Head Coach: 302-222 (10 years)

Record at Southeast Missouri, 215-196, 113-82 Ohio Valley Conference (8 years)

Record at Hutchinson CC, 87-27 (2 years)

Record as a college associate head coach, 213-156

Record as a college assistant coach, 294-140-1

Record as a volunteer assistant coach, 135-57

Coaching Honors

2021 OVC Coach of the Year



2024 Statistics

Record: 34-25 Home: 16-12 Away: 15-12 Neutral: 3-1 OVC: 18-9

Player	avg	gp-gs	ab	r	h	2b	3b	hr	rbi	tb	slg%	bb	hp	so	gdp	ob%	sf	sh	sb-att	po	a	e	fld%
15 Mugan, Michael	.322	55-54	227	51	73	6	1	12	47	117	.515	28	6	39	2	.405	3	1	2-8	154	4	2	.988
8 Stauss, Ty	.320	55-54	200	45	64	17	1	8	51	107	.535	36	7	46	1	.435	3	2	2-2	80	3	2	.976
1 Corbin, Caleb	.310	42-40	145	41	45	4	6	6	30	79	.545	24	6	28	1	.421	3	4	2-2	29	65	8	.922
2 Warehime, Cole	.310	25-18	71	13	22	1	0	5	20	38	.535	8	2	26	1	.386	2	2	1-1	62	1	0	1.000
33 Kettering, Brooks	.306	58-58	235	63	72	12	0	8	37	108	.460	39	11	51	1	.425	2	2	8-12	92	135	6	.974
17 Cameron, Josh	.306	57-56	219	47	67	14	1	14	52	125	.571	23	9	65	1	.393	1	2	6-10	112	0	3	.974
23 Coloma, Keoni	.304	37-27	102	25	31	6	2	3	28	50	.490	15	7	24	1	.424	1	3	5-7	8	1	1	.900
27 McGahan, Shea	.288	42-35	125	32	36	7	1	6	25	63	.504	23	3	22	1	.403	3	0	3-5	250	31	4	.986
12 Ackerman, Nolan	.286	27-21	70	9	20	2	0	2	19	28	.400	5	3	9	1	.354	1	8	1-1	158	19	2	.989
11 Palmer, Ben	.285	59-59	221	51	63	10	1	17	48	126	.570	37	12	51	2	.412	2	16	9-10	91	162	17	.937
36 Cannon, Bryce	.270	53-51	189	43	51	17	1	13	50	109	.577	30	4	58	1	.373	5	2	5-8	412	22	3	.993
6 Resetich, Chance	.242	30-24	91	16	22	5	0	1	8	30	.330	5	10	23	0	.349	0	1	3-4	31	23	3	.947
10 Baldwin, Gavin	.222	19-12	45	6	10	1	0	1	7	14	.311	5	3	15	0	.333	1	0	0-0	12	1	1	.929
13 Riley, Ian	.207	22-7	29	10	6	1	1	3	6	18	.621	5	2	8	0	.361	0	2	0-1	25	0	1	.962
14 Leeper, Peyton	.155	20-15	58	5	9	0	0	1	3	12	.207	6	2	18	1	.258	0	2	1-1	13	17	1	.968
Totals	.292	59	2027	457	591	103	15	100	431	1024	.505	289	87	483	14	.398	27	47	48-72	1544	535	59	.972
Opponents	.277	59	2031	359	562	121	11	79	339	942	.464	221	65	438	32	.363	17	18	42-61	1524	484	65	.969

LOB - Team (496), Opp (450). DPs turned - Team (39), Opp (22). CI - Team (1), S. McGahan 1. IBB - Team (1), M. Mugan 1, Opp (5). Picked off - B. Palmer 3, S. McGahan 1.

(All games Sorted by Earned run avg)

Player	era	w-l	app	gs	cg	sho	sv	ip	h	r	er	bb	so	2b	3b	hr	b/avg	wp	hp	bk	sfa	sha
21 Katen, Logan	3.21	2-0	19	0	0	0/0	1	33.2	31	16	12	18	33	4	0	0	.248	3	1	1	0	1
16 Lawrence, Payton	4.17	2-1	21	6	0	0/0	1	41.0	41	26	19	16	50	9	0	9	.256	6	5	0	2	1
35 White, Eddie	4.50	0-1	7	0	0	0/1	0	12.0	12	6	6	4	6	5	1	2	.250	3	1	0	0	0
7 Miller, Kyle	4.88	3-3	20	0	0	0/1	7	27.2	22	15	15	8	35	2	1	6	.210	1	1	0	0	2
22 Dow, Haden	4.89	4-1	17	16	0	0/2	0	77.1	81	44	42	30	57	25	2	12	.268	3	8	1	1	2
24 Wilma, Collin	5.40	2-4	20	4	0	0/1	4	51.2	51	33	31	18	44	13	0	4	.250	6	4	1	3	0
19 Heyman, Sam	5.43	5-3	14	13	0	0/0	0	54.2	67	37	33	21	34	10	1	9	.302	3	7	0	1	1
5 Strange, Brian	5.73	4-2	15	15	0	0/0	0	70.2	75	47	45	35	52	15	1	10	.278	8	15	0	3	4
18 Hayes, Alex	6.56	3-2	21	2	0	0/0	1	35.2	43	27	26	13	36	8	0	8	.299	3	5	0	2	3
31 Johnston, Gavin	7.62	2-2	23	0	0	0/0	0	28.1	39	29	24	12	26	9	0	7	.315	2	3	0	2	0
30 Windt, Tommy	7.90	3-2	17	2	0	0/0	0	35.1	39	34	31	23	23	10	3	2	.281	3	7	0	0	2
25 Osborne, Ethan	8.35	2-3	23	1	0	0/1	0	32.1	34	30	30	16	28	6	0	9	.283	1	5	1	3	2
38 Hernandez, Esteban	9.49	0-0	13	0	0	0/0	0	12.1	26	15	13	7	13	5	2	1	.419	3	2	0	0	0

28 Klein, Anthony	0.00	0-0	2	0	0	0/0	0	2.0	1	0	0	0	1	0	0	0	.167	0	1	0	0	0
Totals	5.72	32-24	59	59	0	2/2	14	514.2	562	359	327	221	438	121	11	79	.277	45	65	4	17	18
Opponents	7.16	24-32	59	59	2	0/0	7	508.0	591	457	404	289	483	103	15	100	.292	61	87	3	27	47

PB - Team (10), S. McGahan 6, N. Ackerman 3, T. Stauss 1, Opp (16). Pickoffs - Team (8), B. Strange 3, H. Dow 1, T. Windt 1, N. Ackerman 1, L. Katen 1, E. Osborne 1, Opp (5). SBA/ATT - S. McGahan (22-34), N. Ackerman (16-23), C. Wilma (7-10), B. Strange (7-10), H. Dow (3-6), E. Osborne (2-6), S. Heyman (4-5), P. Lawrence (2-5), G. Johnston (4-4), T. Stauss (4-4), L. Katen (3-4), A. Hayes (3-3), T. Windt (3-3), E. Hernandez (2-2), K. Miller (2-2), E. White (0-1).



SOUTHEAST MISSOURI BASEBALL // STATISTICS

2024 Results

Date	Opponent	Score	Inns	Overall	OVC	Pitcher of record	Attend	Time
Feb 16, 2024	at DBU	L 5-9	9	0-1-0	0-0-0	G. Johnston (L 0-1)	1075	2:40
Feb 17, 2024	at DBU	L 6-8	9	0-2-0	0-0-0	T. Windt (L 0-1)	833	3:07
Feb 18, 2024	at DBU	L 5-6	(11)	0-3-0	0-0-0	K. Miller (L 0-1)	821	3:05
Feb 21, 2024	MURRAY STATE	w 8-7	9	1-3-0	0-0-0	T. Windt (W 1-1)	291	2:45
Feb 23, 2024	ST. THOMAS	L 3-5	9	1-4-0	0-0-0	C. Wilma (L 0-1)	354	2:46
Feb 24, 2024	ST. THOMAS-1	L 2-3	7	1-5-0	0-0-0	B. Strange (L 0-1)	235	2:07
Feb 24, 2024	ST. THOMAS-2	L 3-12	9	1-6-0	0-0-0	T. Windt (L 1-2)	250	2:25
Feb 25, 2024	ST. THOMAS	w 10-3	9	2-6-0	0-0-0	H. Dow (W 1-0)	282	2:45
Feb 27, 2024	at Missouri	w 8-3	8	3-6-0	0-0-0	S. Heyman (W 1-0)	0	2:33
Mar 01, 2024	TOLEDO	w 6-5	9	4-6-0	0-0-0	K. Miller (W 1-1)	226	3:03
Mar 02, 2024	TOLEDO-1	w 12-0	7	5-6-0	0-0-0	H. Dow (W 2-0)	228	2:05
Mar 02, 2024	TOLEDO-2	w 13-3	7	6-6-0	0-0-0	B. Strange (W 1-1)	292	2:03
Mar 03, 2024	TOLEDO	L 9-10	9	6-7-0	0-0-0	E. Osborne (L 0-1)	300	3:00
Mar 05, 2024	MTSU	L 2-8	9	6-8-0	0-0-0	A. Hayes (L 0-1)	250	2:34
Mar 08, 2024	at Marshall	w 6-3	9	7-8-0	0-0-0	P. Lawrence (W 1-0)	1417	2:35
Mar 09, 2024	at Marshall	L 5-7	9	7-9-0	0-0-0	G. Johnston (L 0-2)	1475	2:59
Mar 10, 2024	at Marshall	L 4-5	9	7-10-0	0-0-0	C. Wilma (L 0-2)	1393	2:38
03/13/24	at Univ. of Evansville	L 5-6	(10)	7-11-0	0-0-0	E. White (L 0-1)	319	2:49
Mar 15, 2024	WESTERN KENTUCKY	L 3-8	9	7-12-0	0-0-0	B. Strange (L 1-2)	130	2:58
Mar 16, 2024	WESTERN KENTUCKY	w 8-7	9	8-12-0	0-0-0	T. Windt (W 2-2)	315	3:02
Mar 17, 2024	WESTERN KENTUCKY	L 2-7	9	8-13-0	0-0-0	E. Osborne (L 0-2)	275	3:10
Mar 19, 2024	at Austin Peay	w 8-7	9	9-13-0	0-0-0	A. Hayes (W 1-1)	349	3:12
* Mar 22, 2024	at Eastern Illinois	w 20-13	9	10-13-0	1-0-0	A. Hayes (W 2-1)	120	3:50
* Mar 23, 2024	at Eastern Illinois	w 21-4	9	11-13-0	2-0-0	T. Windt (W 3-2)	121	3:10
* Mar 24, 2024	at Eastern Illinois	w 15-4	7	12-13-0	3-0-0	S. Heyman (W 2-0)	115	2:30
* Mar 28, 2024	SIUE	w 15-4	9	13-13-0	4-0-0	B. Strange (W 2-2)	430	2:49
* Mar 29, 2024	SIUE	L 9-13	9	13-14-0	4-1-0	C. Wilma (L 0-3)	440	3:36
* Mar 30, 2024	SIUE	w 13-3	8	14-14-0	5-1-0	S. Heyman (W 3-0)	415	2:50
04-02-24	at Missouri State	L 3-10	9	14-15-0	5-1-0	E. Osborne (L 0-3)	182	2:50
* Apr 05, 2024	at Little Rock	L 2-8	9	14-16-0	5-2-0	H. Dow (L 2-1)	200	2:28
* Apr 06, 2024	at Little Rock	L 2-4	9	14-17-0	5-3-0	S. Heyman (L 3-1)	207	2:31
* Apr 07, 2024	at Little Rock	w 16-3	7	15-17-0	6-3-0	B. Strange (W 3-2)	189	3:01
Apr 09, 2024	at Southern Illinois	w 3-2	(11)	16-17-0	6-3-0	K. Miller (W 2-1)	127	3:30
* Apr 12, 2024	USI	w 1-0	9	17-17-0	7-3-0	H. Dow (W 3-1)	1100	2:16
* Apr 13, 2024	USI	L 6-12	9	17-18-0	7-4-0	S. Heyman (L 3-2)	400	3:09
* Apr 14, 2024	USI	w 12-2	7	18-18-0	8-4-0	B. Strange (W 4-2)	400	2:38
Apr 16, 2024	at Murray State	w 15-8	9	19-18-0	8-4-0	None	0	
* Apr 19, 2024	at Tennessee Tech	w 4-1	(10)	20-18-0	9-4-0	K. Miller (W 3-1)	187	3:00
* Apr 20, 2024	at Tennessee Tech	L 2-10	9	20-19-0	9-5-0	S. Heyman (L 3-3)	303	2:17
* Apr 21, 2024	at Tennessee Tech	L 3-4	9	20-20-0	9-6-0	A. Hayes (L 2-2)	291	2:15
Apr 23, 2024	SOUTHERN ILLINOIS	w 8-5	9	21-20-0	9-6-0	G. Johnston (W 1-2)	230	3:09
* Apr 26, 2024	MOREHEAD STATE	w 13-11	9	22-20-0	10-6-0	G. Johnston (W 2-2)	404	3:20
* Apr 27, 2024	MOREHEAD STATE	L 4-13	9	22-21-0	10-7-0	P. Lawrence (L 1-1)	235	3:27
* Apr 28, 2024	MOREHEAD STATE	L 8-11	9	22-22-0	10-8-0	C. Wilma (L 1-4)	315	3:29
Apr 30, 2024	UNIV. OF EVANSVILLE	L 6-7	9	22-23-0	10-8-0	K. Miller (L 3-2)	650	3:02
* May 03, 2024	at Lindenwood	w 13-3	9	23-23-0	11-8-0	H. Dow (W 4-1)	212	2:14
* May 04, 2024	at Lindenwood	w 4-3	9	24-23-0	12-8-0	S. Heyman (W 3-4)	207	2:46
* May 05, 2024	at Lindenwood	w 8-2	9	25-23-0	13-8-0	C. Wilma (W 2-4)	194	2:45
May 07, 2024	MISSOURI STATE	w 5-3	9	26-23-0	13-8-0	E. Osborne (W 1-3)	440	2:48
* May 10, 2024	at Western Illinois	L 5-7	9	26-24-0	13-9-0	None	0	
* May 11, 2024	at Western Illinois	w 15-11	(11)	27-24-0	14-9-0	None	0	
* May 12, 2024	at Western Illinois	w 17-8	9	28-24-0	15-9-0	C. Wilma (W 3-4)	87	3:53
* May 16, 2024	UT MARTIN	w 3-2	9	29-24-0	16-9-0	L. Katen (W 1-0)	240	2:07
* May 17, 2024	UT MARTIN	w 9-3	9	30-24-0	17-9-0	P. Lawrence (W 2-1)	550	2:31
* May 18, 2024	UT MARTIN	w 9-5	9	31-24-0	18-9-0	A. Hayes (W 3-2)	325	3:04
May 23, 2024	vs Morehead State	w 9-4	9	32-24-0	18-9-0	L. Katen (W 3-4)	0	2:47
May 24, 2024	vs USI	w 11-5	9	33-24-0	18-9-0	E. Osborne (W 2-3)	1144	2:57
May 25, 2024	vs Morehead State	L 6-13	(10)	33-25-0	18-9-0	K. Miller (L 3-3)	0	3:28
May 25, 2024	vs Morehead State	w 9-6	9	34-25-0	18-9-0	S. Heyman (W 5-3)	1064	2:43

* = Conference game



2024 Ohio Valley Conference Statistics

Record: 18-9 Home: 8-4 Away: 10-5 OVC: 18-9

Player	avg	gp-gs	ab	r	h	2b	3b	hr	rbi	tb	slg%	bb	hp	so	gdp	ob%	sf	sh	sb-att	po	a	e	fld%	
17 Cameron, Josh	.383	27-27	107	33	41	10	1	10	36	83	.776	12	6	16	1	.472	0	0	3-6	56	0	1	.982	
8 Stauss, Ty	.364	27-27	110	29	40	12	1	7	35	75	.682	14	3	25	0	.445	1	1	0-0	40	3	1	.977	
36 Cannon, Bryce	.333	22-22	84	21	28	11	1	8	26	65	.774	10	2	24	1	.408	2	1	4-4	180	8	0	1.000	
33 Kettering, Brooks	.327	27-27	113	32	37	6	0	5	18	58	.513	18	6	22	0	.445	0	1	3-5	43	62	3	.972	
27 McGahan, Shea	.317	20-17	63	21	20	5	0	3	13	34	.540	13	1	13	0	.430	2	0	2-3	111	10	1	.992	
2 Warehime, Cole	.315	16-14	54	10	17	1	0	5	19	33	.611	5	2	19	1	.381	2	1	1-1	44	0	0	1.000	
11 Palmer, Ben	.303	27-27	109	25	33	4	1	8	27	63	.578	15	3	29	1	.395	2	9	3-4	46	92	10	.932	
1 Corbin, Caleb	.298	26-26	94	27	28	3	5	3	15	50	.532	18	4	19	1	.420	3	4	1-1	22	46	5	.932	
23 Coloma, Keoni	.296	20-15	54	14	16	3	0	1	16	22	.407	9	4	13	1	.426	1	1	3-4	3	0	0	1.000	
15 Mugan, Michael	.296	26-26	115	28	34	4	0	6	23	56	.487	9	2	15	0	.349	3	1	0-1	74	1	2	.974	
12 Ackerman, Nolan	.250	14-10	32	5	8	1	0	1	7	12	.375	4	1	5	1	.351	0	5	1-1	70	8	2	.975	

6 Resetich, Chance	.333	4-0	3	1	1	0	0	0	0	1	.333	0	0	2	0	.333	0	0	0-0	1	2	0	1.000	
14 Leeper, Peyton	.250	3-1	4	0	1	0	0	0	0	1	.250	1	0	1	1	.400	0	1	0-0	1	3	0	1.000	
10 Baldwin, Gavin	.214	9-4	14	2	3	0	0	0	4	3	.214	3	1	7	0	.368	1	0	0-0	2	0	0	1.000	
13 Riley, Ian	.000	7-0	1	1	0	0	0	0	0	0	.000	1	0	0	0	.500	0	1	0-0	4	0	0	1.000	
Totals	.321	27	957	249	307	60	9	57	239	556	.581	132	35	210	8	.415	17	26	21-30	702	253	26	.973	
Opponents	.273	27	928	164	253	54	4	38	154	429	.462	91	37	192	19	.359	5	4	16-20	696	209	34	.964	

LOB - Team (222), Opp (200). DPs turned - Team (23), Opp (12). CI - Team (1), S. McGahan 1. IBB - Team (0), Opp (1). Picked off - B. Palmer 3.

(OVC games only Sorted by Earned run avg)

Player	era	w-l	app	gs	cg	sho	sv	ip	h	r	er	bb	so	2b	3b	hr	b/avg	wp	hp	bk	sfa	sha
21 Katen, Logan	0.51	1-0	9	0	0	0/0	1	17.2	12	5	1	6	17	2	0	0	.197	0	1	1	0	0
7 Miller, Kyle	2.13	1-0	9	0	0	0/1	4	12.2	8	3	3	2	16	0	0	3	.174	0	1	0	0	0
22 Dow, Haden	4.40	2-1	9	9	0	0/1	0	47.0	46	23	23	15	36	16	2	6	.253	3	6	0	0	1
5 Strange, Brian	5.40	3-0	9	9	0	0/0	0	41.2	42	27	25	21	25	8	1	7	.261	2	11	0	0	1
31 Johnston, Gavin	5.65	1-0	9	0	0	0/0	0	14.1	18	14	9	5	16	3	0	2	.290	2	3	0	1	0
19 Heyman, Sam	5.93	3-3	8	8	0	0/0	0	30.1	41	23	20	11	14	4	0	6	.323	2	5	0	0	0
18 Hayes, Alex	6.75	2-1	10	0	0	0/0	0	17.1	21	13	13	3	18	5	0	5	.304	3	3	0	1	2
24 Wilma, Collin	6.86	2-2	9	0	0	0/1	0	19.2	20	16	15	9	18	6	0	1	.253	4	3	1	1	0
16 Lawrence, Payton	7.50	1-1	6	1	0	0/0	0	12.0	17	14	10	6	14	5	0	4	.321	5	1	0	0	0
25 Osborne, Ethan	8.31	0-0	6	0	0	0/1	0	8.2	9	8	8	3	8	2	0	2	.281	0	2	0	2	0
30 Windt, Tommy	11.05	1-0	5	0	0	0/0	0	7.1	7	10	9	7	3	2	0	1	.250	1	1	0	0	0

28 Klein, Anthony	0.00	0-0	1	0	0	0/0	0	1.0	1	0	0	0	1	0	0	0	.250	0	0	0	0	0
38 Hernandez, Esteban	16.62	0-0	5	0	0	0/0	0	4.1	11	8	8	3	6	1	1	1	.458	1	0	0	0	0
Totals	5.54	17-8	27	27	0	1/1	5	234.0	253	164	144	91	192	54	4	38	.273	23	37	2	5	4
Opponents	8.34	8-17	27	27	1	0/0	3	232.0	307	249	215	132	210	60	9	57	.321	32	35	3	17	26

PB - Team (7), S. McGahan 5, N. Ackerman 2, Opp (3). Pickoffs - Team (1), L. Katen 1, Opp (4). SBA/ATT - N. Ackerman (9-11), S. McGahan (7-9), H. Dow (3-5), B. Strange (3-4), C. Wilma (3-4), G. Johnston (3-3), A. Hayes (2-2), S. Heyman (2-2).



SOUTHEAST MISSOURI BASEBALL // STATISTICS

Offensive Leaders

Hitting minimums - 15 AB
Pitching minimums - 1 Games 6 IP

Batting avg	
1. 15 Mugan, Michael	.322
2. 8 Stauss, Ty	.320
3. 1 Corbin, Caleb	.310
4. 2 Warehime, Cole	.310
5. 33 Kettering, Brooks	.306

Slugging pct	
1. 13 Riley, Ian	.621
2. 36 Cannon, Bryce	.577
3. 17 Cameron, Josh	.571
4. 11 Palmer, Ben	.570
5. 1 Corbin, Caleb	.545

On base pct	
1. 8 Stauss, Ty	.435
2. 33 Kettering, Brooks	.425
3. 23 Coloma, Keoni	.424
4. 1 Corbin, Caleb	.421
5. 11 Palmer, Ben	.412

Runs scored	
1. 33 Kettering, Brooks	63
2. 15 Mugan, Michael	51
11 Palmer, Ben	51
4. 17 Cameron, Josh	47
5. 8 Stauss, Ty	45

Hits	
1. 15 Mugan, Michael	73
2. 33 Kettering, Brooks	72
3. 17 Cameron, Josh	67
4. 8 Stauss, Ty	64
5. 11 Palmer, Ben	63

Runs batted in	
1. 17 Cameron, Josh	52
2. 8 Stauss, Ty	51
3. 36 Cannon, Bryce	50
4. 11 Palmer, Ben	48
5. 15 Mugan, Michael	47

Doubles	
1. 8 Stauss, Ty	17
36 Cannon, Bryce	17
3. 17 Cameron, Josh	14
4. 33 Kettering, Brooks	12
5. 11 Palmer, Ben	10

Triples	
1. 1 Corbin, Caleb	6
2. 23 Coloma, Keoni	2
3. 7 tied at.....	1

Home runs	
1. 11 Palmer, Ben	17
2. 17 Cameron, Josh	14
3. 36 Cannon, Bryce	13
4. 15 Mugan, Michael	12
5. 2 tied at.....	8

Total bases	
1. 11 Palmer, Ben	126
2. 17 Cameron, Josh	125
3. 15 Mugan, Michael	117
4. 36 Cannon, Bryce	109
5. 33 Kettering, Brooks	108

Walks	
1. 33 Kettering, Brooks	39
2. 11 Palmer, Ben	37
3. 8 Stauss, Ty	36
4. 36 Cannon, Bryce	30
5. 15 Mugan, Michael	28

Hit by pitch	
1. 11 Palmer, Ben	12
2. 33 Kettering, Brooks	11
3. 6 Resetch, Chance	10
4. 17 Cameron, Josh	9
5. 2 tied at....	7

Sac bunts	
1. 11 Palmer, Ben	16
2. 12 Ackerman, Nolan	8
3. 1 Corbin, Caleb	4
4. 23 Coloma, Keoni	3
5. 7 tied at.....	2

Sac flies	
1. 36 Cannon, Bryce	5
2. 27 McGahan, Shea	3
1 Corbin, Caleb	3
8 Stauss, Ty	3
15 Mugan, Michael	3

Stolen bases	
1. 11 Palmer, Ben	9
2. 33 Kettering, Brooks	8
3. 17 Cameron, Josh	6
4. 23 Coloma, Keoni	5
36 Cannon, Bryce	5

Caught stealing	
1. 15 Mugan, Michael	6
2. 17 Cameron, Josh	4
33 Kettering, Brooks	4
4. 36 Cannon, Bryce	3
5. 2 tied at.....	2

Steal attempts	
1. 33 Kettering, Brooks	12
2. 17 Cameron, Josh	10
11 Palmer, Ben	10
4. 36 Cannon, Bryce	8
15 Mugan, Michael	8

Stolen base pct	
1. 8 Stauss, Ty	1.000
1 Corbin, Caleb	1.000
2 Warehime, Cole	1.000
12 Ackerman, Nolan	1.000
14 Leeper, Peyton	1.000

Strikeouts	
1. 17 Cameron, Josh	65
2. 36 Cannon, Bryce	58
3. 33 Kettering, Brooks	51
11 Palmer, Ben	51
5. 8 Stauss, Ty	46

Grounded into DP	
1. 11 Palmer, Ben	2
15 Mugan, Michael	2
3. 10 tied at.....	1

Total plate appearances	
1. 33 Kettering, Brooks	289
2. 11 Palmer, Ben	288
3. 15 Mugan, Michael	265
4. 17 Cameron, Josh	254
5. 8 Stauss, Ty	248

At bats	
1. 33 Kettering, Brooks	235
2. 15 Mugan, Michael	227
3. 11 Palmer, Ben	221
4. 17 Cameron, Josh	219
5. 8 Stauss, Ty	200

Games played	
1. 11 Palmer, Ben	59
2. 33 Kettering, Brooks	58
3. 17 Cameron, Josh	57
4. 8 Stauss, Ty	55
15 Mugan, Michael	55

Game starts	
1. 11 Palmer, Ben	59
2. 33 Kettering, Brooks	58
3. 17 Cameron, Josh	56
4. 15 Mugan, Michael	54
8 Stauss, Ty	54

Games as sub	
1. 13 Riley, Ian	15
2. 23 Coloma, Keoni	10
3. 2 Warehime, Cole	7
10 Baldwin, Gavin	7
27 McGahan, Shea	7



Multiple-Hit Games

Player	2	3	4	5+	Total
Michael Mугan	11	9	1	-	21
Brooks Kettering	13	2	3	-	18
Josh Cameron	9	7	-	1	17
Ben Palmer	14	2	1	-	17
Ty Stauss	10	5	1	-	16
Bryce Cannon	12	2	-	-	14
Caleb Corbin	10	2	1	-	13
Shea McGahan	8	1	1	-	10
Keoni Coloma	6	2	-	-	8
Cole Warehime	4	-	1	1	6
Nolan Ackerman	5	-	-	-	5
Chance Resetich	2	2	-	-	4
Peyton Leeper	3	-	-	-	3

Multiple-RBI Games

Player	2	3	4	5+	Total
Ben Palmer	11	4	1	-	16
Michael Mугan	8	4	3	-	15
Bryce Cannon	6	4	3	-	13
Ty Stauss	8	2	2	1	13
Josh Cameron	7	5	1	-	13
Shea McGahan	6	1	1	-	8
Keoni Coloma	5	1	2	-	8
Caleb Corbin	4	2	1	-	7
Brooks Kettering	3	1	2	-	6
Nolan Ackerman	2	2	1	-	5
Chance Resetich	3	-	-	-	3

Inning-by-Inning Summary

Inning	SEMO	Opp.
First	60	35
Second	44	27
Third	64	41
Fourth	54	41
Fifth	53	55
Sixth	59	42
Seventh	51	29
Eighth	40	54
Ninth	23	25
Extra	9	10
Total	457	359

Current Hitting Streaks

Player	Games	Started
Brooks Kettering	4	5/23

Current Reached Base Streaks

Player	Games	Started
Brooks Kettering	16	4/26

1 Caleb Corbin

2024 Season/Game-Highs

At-Bats.....5, 10x, last vs. Morehead State (5/25/24)
 Runs.....4, 2x, last at Eastern Illinois (3/24/24)
 Hits.....4, at Eastern Illinois (3/24/24)
 Doubles.....1, 4x, last vs. Southern Indiana (4/14/24)
 Triples.....1, 6x, last at Lindenwood (5/3/24)
 Home Runs.....2, at Murray State (4/16/24)
 RBI.....4, at Murray State (4/16/24)
 Stolen Bases.....1, 2x, last vs. Morehead State (4/27/24)

2 Cole Warehime

2024 Season/Career-Highs

At-Bats.....6, at Eastern Illinois (3/23/24)
 Runs.....3, at Eastern Illinois (3/23/24)
 Hits.....5, at Eastern Illinois (3/23/24)
 Doubles.....1, at Little Rock (4/7/24)
 Triples.....-
 Home Runs.....2, 2x, last at Western Illinois (5/12/24)
 RBI.....9, at Eastern Illinois (3/23/24)
 Stolen Bases.....1, vs. SIUE (3/29/24)

Career-Highs

At-Bats.....6, at Eastern Illinois (3/23/24)
 Runs.....3, at Eastern Illinois (3/23/24)
 Hits.....5, at Eastern Illinois (3/23/24)
 Doubles.....-
 Triples.....-
 Home Runs.....2, 2x, last at Western Illinois (5/12/24)
 RBI.....9, at Eastern Illinois (3/23/24)
 Stolen Bases.....1, vs. SIUE (3/29/24)

5 Brian Strange

2024 Season-Highs

Innings Pitched.....6.0, 3x, last vs. SIUE (3/28/24)
 Fewest Hits.....2, vs. Southern Indiana (4/14/24)
 Most Hits.....8, vs. Western Kentucky (3/16/24)
 Fewest Runs.....0, at Lindenwood (5/5/24)
 Most Runs.....7, vs. Morehead State (4/28/24)
 Fewest Walks.....1, 3x, last vs. Morehead State (5/25/24)
 Strikeouts.....7, 2x, last at Marshall (3/8/24)

6 Chance Resetich

2024 Season-Highs

At-Bats.....6, at Murray State (4/16/24)
 Runs.....3, vs. Toledo (3/2/24)
 Hits.....3, 2x, last at Dallas Baptist (2/17/24)
 Doubles.....2, at Dallas Baptist (2/16/24)
 Triples.....-
 Home Runs.....1, at Missouri (2/27/24)
 RBI.....2, 4x, last vs. Toledo (3/2/24)
 Stolen Bases.....1, 3x, last vs. St. Thomas (2/25/24)

Career-Highs

At-Bats.....6, 4x, last at Murray State (4/16/24)
 Runs.....4, at Southern Indiana (4/8/23)
 Hits.....4, 3x, last vs. Tennessee Tech (4/15/23)
 Doubles.....1, 9x, last at Morehead State (4/21/23)
 Triples.....1, 4x, last at Southern Indiana (4/8/23)
 Home Runs.....1, 6x, last at Missouri (2/27/24)
 RBI.....4, at Murray State (4/4/23)
 Stolen Bases.....1, 7x, last vs. St. Thomas (2/25/24)

7 Kyle Miller

2024 Season-Highs

Innings Pitched.....3.0, 3x, last vs. Morehead State (5/25/24)
 Fewest Hits.....0, 10x, last vs. Southern Indiana (5/24/24)
 Most Hits.....5, vs. Morehead State (5/25/24)
 Fewest Runs.....0, 13x, last vs. Southern Indiana (5/24/24)
 Most Runs.....6, vs. Morehead State (5/25/24)
 Fewest Walks.....0, 13x, last vs. Southern Indiana (5/24/24)
 Strikeouts.....4, 2x, last vs. Morehead State (5/25/24)

Career-Highs

Innings Pitched.....9.0, vs. Murray State (5/30/21)
 Fewest Hits.....0, 19x, last vs. Southern Indiana (5/24/24)
 Most Hits.....9, vs. Austin Peay (3/20/21)
 Fewest Runs.....0, 38x, last vs. Southern Indiana (5/24/24)
 Most Runs.....5, vs. Austin Peay (3/20/21)
 Fewest Walks.....0, 49x, last vs. Southern Indiana (5/24/24)
 Strikeouts.....10, vs. Murray State (5/30/21)

8 Ty Stauss

2024 Season-Highs

At-Bats.....6, at Eastern Illinois (3/22/24)
 Runs.....4, at Eastern Illinois (3/23/24)
 Hits.....4, at Eastern Illinois (3/22/24)
 Doubles.....2, 2x, last vs. Morehead State (4/26/24)
 Triples.....1, at Eastern Illinois (3/22/24)
 Home Runs.....2, vs. SIUE (3/30/24)
 RBI.....5, vs. Toledo (3/2/24)
 Stolen Bases.....1, 2x, last at Missouri State (4/2/24)

Career-Highs

At-Bats.....6, 2x, last at Eastern Illinois (3/22/24)
 Runs.....4, at Eastern Illinois (3/23/24)
 Hits.....4, at Eastern Illinois (3/22/24)
 Doubles.....2, 2x, last vs. Morehead State (4/26/24)
 Triples.....1, 2x, at Eastern Illinois (3/22/24)
 Home Runs.....2, 2x, last vs. SIUE (3/30/24)
 RBI.....6, vs. Morehead State (4/23/22)
 Stolen Bases.....1, 5x, last at Missouri State (4/2/24)

9 Gunnar Doyle

2024 Season-Highs

At-Bats.....-
 Runs.....-
 Hits.....-
 Doubles.....-
 Triples.....-
 Home Runs.....-
 RBI.....-
 Stolen Bases.....-

Career-Highs

At-Bats.....5, 2x, last at SIUE (3/25/23)
 Runs.....2, 2x, last at UT Martin (5/14/23)
 Hits.....2, 2x, last vs. Western Illinois (3/17/23)
 Doubles.....1, 2x, last at UT Martin (5/12/23)
 Triples.....1, vs. Western Illinois (3/19/23)
 Home Runs.....1, at UT Martin (5/14/23)
 RBI.....3, vs. Western Illinois (3/17/23)
 Stolen Bases.....1, vs. Western Illinois (3/17/23)

10 Gavin Baldwin

2024 Season-Highs

At-Bats.....4, 4x, last vs. Western Kentucky (3/17/24)
 Runs.....1, 6x, last at Lindenwood (5/5/24)
 Hits.....2, at Marshall (3/10/24)
 Doubles.....1, vs. Western Kentucky (3/16/24)
 Triples.....-
 Home Runs.....1, vs. Toledo (3/3/24)
 RBI.....2, 2x, last vs. SIUE (3/28/24)
 Stolen Bases.....-



11 Ben Palmer

2024 Season-Highs

At-Bats.....6, 4x, last vs. Morehead State (4/26/24)
Runs3, at Western Illinois (5/12/24)
Hits4, at Little Rock (4/7/24)
Doubles.....2, at Marshall (3/10/24)
Triples1, at Little Rock (4/7/24)
Home Runs2, at Western Illinois (5/12/24)
RBI.....4, at Eastern Illinois (3/22/24)
Stolen Bases.....1, 9x, last vs. Morehead State (5/25/24)

Career-Highs

At-Bats.....7, vs. Western Illinois (3/17/23)
Runs3, 2x, last at Western Illinois (5/12/24)
Hits4, at Little Rock (4/7/24)
Doubles.....2, at Marshall (3/10/24)
Triples1, 2x, last at Little Rock (4/7/24)
Home Runs2, at Western Illinois (5/12/24)
RBI.....4, 2x, last at Eastern Illinois (3/22/24)
Stolen Bases.....1, 16x, last vs. Morehead State (5/25/24)

12 Nolan Ackerman

2024 Season-Highs

At-Bats.....5, 4x, last vs. Southern Indiana (5/24/24)
Runs2, vs. Southern Indiana (5/24/24)
Hits2, 4x, last vs. UT Martin (5/17/24)
Doubles.....1, 2x, last vs. Morehead State (4/26/24)
Triples-
Home Runs1, 2x, last at Eastern Illinois (3/23/24)
RBI.....4, vs. Toledo (3/2/24)
Stolen Bases.....-

Career-Highs

At-Bats.....6, at Morehead State (4/22/23)
Runs2, 2x, last vs. Southern Indiana (5/24/24)
Hits2, 10x, last vs. UT Martin (5/17/24)
Doubles.....1, 8x, last vs. Morehead State (4/28/24)
Triples-
Home Runs1, 2x, last at Eastern Illinois (3/23/24)
RBI.....4, vs. Toledo (3/2/24)
Stolen Bases.....-

13 Ian Riley

2024 Season/Career-Highs

At-Bats.....5, vs. Southern Indiana (5/24/24)
Runs3, vs. Morehead State (5/25/24)
Hits1, 6x, last vs. Morehead State (5/25/24)
Doubles.....1, vs. Morehead State (5/25/24)
Triples1, vs. Southern Indiana (5/24/24)
Home Runs1, 3x, last vs. Morehead State (5/23/24)
RBI.....2, 2x, last vs. Southern Indiana (5/24/24)
Stolen Bases.....-

14 Peyton Leeper

2024 Season-Highs

At-Bats.....4, 11x, last at Austin Peay (3/19/24)
Runs1, 5x, last vs. Toledo (3/3/24)
Hits2, 3x, last vs. Toledo (3/3/24)
Doubles.....-
Triples-
Home Runs1, vs. Murray State (2/21/24)
RBI.....1, 3x, last vs. Toledo (3/1/24)
Stolen Bases.....1, at Dallas Baptist (2/18/24)

Career-Highs

At-Bats.....6, vs. Valparaiso (3/13/22)
Runs3, 6x, last vs. Lindenwood (4/28/23)
Hits3, 3x, last at Kansas State (4/6/23)
Doubles.....1, 22x, last at Kansas State (5/6/23)
Triples1, 6x, last vs. Lindenwood (4/28/23)
Home Runs2, at Kansas State (5/6/23)
RBI.....5, at Southern Indiana (4/6/23)
Stolen Bases.....2, at Arkansas State (3/8/22)

15 Michael Muga

2024 Season/Career-Highs

At-Bats.....6, 3x, last vs. Morehead State (4/26/24)
Runs3, 2x, last at Lindenwood (5/3/24)
Hits4, at Evansville (3/13/24)
Doubles.....1, 6x, last at Western Illinois (5/11/24)
Triples1, vs. Western Kentucky (3/16/24)
Home Runs2, 2x, last at Evansville (3/13/24)
RBI.....4, 3x, last at Western Illinois (5/11/24)
Stolen Bases.....1, at Evansville (3/13/24)

16 Payton Lawrence

2024 Season-Highs

Innings Pitched.....5.0, vs. UT Martin (5/17/24)
Fewest Hits.....0, 4x, last at Murray State (4/16/24)
Most Hits.....6, 2x, last vs. Southern Indiana (5/24/24)
Fewest Runs.....0, 9x, last vs. Morehead State (5/25/24)
Most Runs.....5, at Eastern Illinois (3/22/24)
Fewest Walks.....0, 9x, last vs. Morehead State (5/25/24)
Strikeouts8, vs. Missouri State (5/7/24)

Career-Highs

Innings Pitched.....8.1, vs. Western Illinois (3/18/23)
Fewest Hits.....0, 4x, last at Murray State (4/16/24)
Most Hits.....6, 3x, last vs. Southern Indiana (5/24/24)
Fewest Runs.....0, 10x, last vs. Morehead State (5/25/24)
Most Runs.....5, at Southern Indiana (4/7/23)
Fewest Walks.....0, 14x, last vs. Morehead State (5/25/24)
Strikeouts10, vs. Murray State (5/2/23)

17 Josh Cameron

2024 Season-Highs

At-Bats.....6, 2x, last at Eastern Illinois (3/24/24)
Runs3, 3x, last at Western Illinois (5/12/24)
Hits5, at Eastern Illinois (3/23/24)
Doubles.....2, at Lindenwood (5/5/24)
Triples1, vs. Morehead State (4/27/24)
Home Runs2, vs. SIUE (3/29/24)
RBI.....4, vs. SIUE (3/29/24)
Stolen Bases.....1, 6x, last vs. Morehead State (4/26/24)

Career-Highs

At-Bats.....6, 2x, last at Eastern Illinois (3/23/24)
Runs4, 2x, last at Southern Indiana (4/6/23)
Hits5, at Eastern Illinois (3/23/24)
Doubles.....2, 2x, last at Lindenwood (5/5/24)
Triples1, 5x, last vs. Morehead State (4/27/24)
Home Runs2, 5x, last vs. SIUE (3/29/24)
RBI.....6, vs. Lindenwood (4/30/23)
Stolen Bases.....2, 2x, last at UT Martin (5/13/23)

18 Alex Hayes

20234Season/Career-Highs

Innings Pitched.....3.1, vs. Morehead State (4/26/24)
Fewest Hits.....0, 5x, last at Western Illinois (5/10/24)
Most Hits.....5, vs. Morehead State (4/26/24)
Fewest Runs.....0, 8x, last at Western Illinois (5/10/24)
Most Runs.....6, vs. Middle Tennessee (3/5/24)
Fewest Walks.....0, 11x, last vs. UT Martin (5/18/24)
Strikeouts4, vs. Southern Indiana (4/14/24)

19 Sam Heyman

2024 Season/Career-Highs

Innings Pitched.....6.0, 2x, last vs. Morehead State (5/25/24)
Fewest Hits.....2, at Dallas Baptist (2/16/24)
Most Hits.....7, 2x, last at Tennessee Tech (4/20/24)
Fewest Runs.....0, at Eastern Illinois (3/24/24)
Most Runs.....6, at Tennessee Tech (4/20/24)
Fewest Walks.....0, 5x, last at Western Illinois (5/11/24)
Strikeouts5, 2x, last vs. Morehead State (5/25/24)

21 Logan Katen

2024 Season/Career-Highs

Innings Pitched.....4.0, vs. Western Kentucky (3/15/24)
Fewest Hits.....0, 6x, last vs. UT Martin (5/18/24)
Most Hits.....5, vs. Western Kentucky (3/15/24)
Fewest Runs.....0, 10x, last vs. Morehead State (5/25/24)
Most Runs.....4, vs. St. Thomas (2/24/24)
Fewest Walks.....0, 7x, last vs. UT Martin (5/16/24)
Strikeouts6, at Western Illinois (5/11/24)

Career-Highs

Innings Pitched.....4.0, vs. Western Kentucky (3/15/24)
Fewest Hits.....0, 13x, last vs. UT Martin (5/18/24)
Most Hits.....5, vs. Western Kentucky (3/15/24)
Fewest Runs.....0, 17x, last vs. Morehead State (5/25/24)
Most Runs.....4, vs. St. Thomas (2/24/24)
Fewest Walks.....0, 14x, last vs. UT Martin (5/16/24)
Strikeouts6, at Western Illinois (5/11/24)

22 Haden Dow

2024 Season-Highs

Innings Pitched.....8.0, at Lindenwood (5/3/24)
Fewest Hits.....3, 2x, last vs. Southern Indiana (4/12/24)
Most Hits.....8, at Little Rock (4/5/24)
Fewest Runs.....0, 4x, last vs. Evansville (4/30/24)
Most Runs.....6, 2x, last at Western Illinois (5/10/24)
Fewest Walks.....0, 3x, last at Lindenwood (5/3/24)
Strikeouts9, vs. Toledo (3/2/24)

Career-Highs

Innings Pitched.....8.0, at Lindenwood (5/3/24)
Fewest Hits.....2, 2x, last vs. Lindenwood (4/30/23)
Most Hits.....8, at Little Rock (4/5/24)
Fewest Runs.....0, 5x, last vs. Evansville (4/30/24)
Most Runs.....7, at Kansas State (5/7/23)
Fewest Walks.....0, 5x, last at Lindenwood (5/3/24)
Strikeouts10, vs. Butler (3/12/23)

23 Keoni Coloma

2024 Season/Career-Highs

At-Bats.....5, 5x, last vs. Morehead State (5/25/24)
Runs3, 2x, last vs. UT Martin (5/17/24)
Hits3, 2x, last vs. Southern Indiana (5/24/24)
Doubles2, vs. Southern Indiana (5/24/24)
Triples1, 2x, last at Murray State (4/16/24)
Home Runs1, 3x, last vs. Southern Indiana (5/24/24)
RBI.....4, 2x, last vs. Southern Indiana (5/24/24)
Stolen Bases.....1, 5x, last vs. Morehead State (5/23/24)

24 Collin Wilma

2024 Season-Highs

Innings Pitched.....6.1, vs. St. Thomas (2/23/24)
Fewest Hits.....0, 5x, last vs. Southern Indiana (5/24/24)
Most Hits.....7, vs. Toledo (3/1/24)
Fewest Runs.....0, 6x, last vs. Southern Indiana (5/24/24)
Most Runs.....7, vs. SIUE (3/29/24)
Fewest Walks.....0, 7x, last vs. Southern Indiana (5/24/24)
Strikeouts5, 2x, last vs. Morehead State (5/23/24)

Career-Highs

Innings Pitched7.1, vs. Ohio (2/29/20)
Fewest Hits.....0, 7x, last vs. Southern Indiana (5/24/24)
Most Hits.....9, at UT Martin (3/8/20)
Fewest Runs.....0, 13x, last vs. Southern Indiana (5/24/24)
Most Runs.....7, 2x, last vs. SIUE (3/29/24)
Fewest Walks.....0, 19x, last vs. Southern Indiana (5/24/24)
Strikeouts7, vs. Eastern Illinois (5/19/23)



25 Ethan Osborne

2024 Season-Highs

Innings Pitched..... 3.2, vs. Western Kentucky (3/17/24)
 Fewest Hits..... 0, 10x, last vs. Southern Indiana (5/24/24)
 Most Hits..... 6, 2x, last vs. Morehead State (4/27/24)
 Fewest Runs..... 0, 15x, last vs. Southern Indiana (5/24/24)
 Most Runs..... 7, vs. Morehead State (4/27/24)
 Fewest Walks..... 0, 12x, last vs. Southern Indiana (5/24/24)
 Strikeouts..... 4, 2x last vs. Missouri State (5/7/24)

Career-Highs

Innings Pitched..... 6.0, vs. UT Martin (5/15/22)
 Fewest Hits..... 0, 13x, last vs. Southern Indiana (5/24/24)
 Most Hits..... 8, at Belmont (5/1/22)
 Fewest Runs..... 0, 23x, last vs. Southern Indiana (5/24/24)
 Most Runs..... 7, 2x, last vs. Morehead State (4/27/24)
 Fewest Walks..... 0, 26x, last vs. Southern Indiana (5/24/24)
 Strikeouts..... 5, at Belmont (5/1/22)

26 Fischer Rausch

2024 Season-Highs

Innings Pitched..... -
 Fewest Hits..... -
 Most Hits..... -
 Fewest Runs..... -
 Most Runs..... -
 Fewest Walks..... -
 Strikeouts..... -

Career-Highs

Innings Pitched..... 2.1, vs. Western Illinois (3/17/23)
 Fewest Hits..... 0, 12x, last at Kansas State (5/6/23)
 Most Hits..... 3, vs. Lindenwood (4/30/23)
 Fewest Runs..... 0, 19x, last vs. Tennessee Tech (4/16/23)
 Most Runs..... 3, vs. Lindenwood (4/30/23)
 Fewest Walks..... 0, 16x, last at Morehead State (4/21/23)
 Strikeouts..... 5, vs. Illinois State (3/6/21)

27 Shea McGahan

2024 Season/Career-Highs

At-Bats..... 5, vs. Morehead State (4/26/24)
 Runs..... 3, 4x, last vs. Morehead State (4/26/24)
 Hits..... 4, vs. Morehead State (4/26/24)
 Doubles..... 2, vs. SIUE (3/28/24)
 Triples..... 1, vs. St. Thomas (2/25/24)
 Home Runs..... 2, vs. Morehead State (4/26/24)
 RBI..... 4, vs. Morehead State (4/26/24)
 Stolen Bases..... 1, 3x, last vs. Western Illinois (5/12/24)

28 Anthony Klein

2024 Season-Highs

Innings Pitched..... 1.0, 2x, last vs. Evansville (4/30/24)
 Fewest Hits..... 0, vs. Evansville (4/30/24)
 Most Hits..... 1, at Eastern Illinois (3/23/24)
 Fewest Runs..... 0, 2x, last vs. Evansville (4/30/24)
 Most Runs..... -
 Fewest Walks..... 0, 2x, last vs. Evansville (4/30/24)
 Strikeouts..... 1, at Eastern Illinois (3/23/24)

Career-Highs

Innings Pitched..... 4.0, at Southern Illinois (4/26/22)
 Fewest Hits..... 0, 9x, last vs. Evansville (4/30/24)
 Most Hits..... 5, vs. Missouri State (5/10/22)
 Fewest Runs..... 0, 12x, last vs. Evansville (4/30/24)
 Most Runs..... 4, vs. Missouri State (5/10/22)
 Fewest Walks..... 0, 11x, last vs. Evansville (4/30/24)
 Strikeouts..... 6, vs. Missouri State (5/10/22)

30 Tommy Windt

2024 Season-Highs

Innings Pitched..... 4.0, 2x, last at Austin Peay (3/19/24)
 Fewest Hits..... 0, 5x, last vs. Missouri State (5/7/24)
 Most Hits..... 7, at Austin Peay (3/19/24)
 Fewest Runs..... 0, 5x, last vs. Missouri State (5/7/24)
 Most Runs..... 5, vs. St. Thomas (2/24/24)
 Fewest Walks..... 0, 3x, last vs. Missouri State (5/7/24)
 Strikeouts..... 5, at Missouri State (4/2/24)

Career-Highs

Innings Pitched..... 7.2, vs. Morehead State (4/23/22)
 Fewest Hits..... 0, 6x, last vs. Missouri State (5/7/24)
 Most Hits..... 8, 2x, last vs. Murray State (4/10/22)
 Fewest Runs..... 0, 7x, last vs. Missouri State (5/7/24)
 Most Runs..... 7, at Missouri State (3/20/22)
 Fewest Walks..... 0, 10x, last vs. Missouri State (5/7/24)
 Strikeouts..... 7, vs. Morehead State (4/23/22)

31 Gavin Johnston

2024 Season-Highs

Innings Pitched..... 3.2, at Little Rock (4/5/24)
 Fewest Hits..... 0, 6x, last at Western Illinois (5/12/24)
 Most Hits..... 5, at Dallas Baptist (2/16/24)
 Fewest Runs..... 0, 9x, last at Western Illinois (5/12/24)
 Most Runs..... 4, 2x, last at Tennessee Tech (4/20/24)
 Fewest Walks..... 0, 12x, last at Lindenwood (5/4/24)
 Strikeouts..... 5, at Little Rock (4/5/24)

Career-Highs

Innings Pitched..... 3.2, at Little Rock (4/5/24)
 Fewest Hits..... 0, 12x, last at Western Illinois (5/12/24)
 Most Hits..... 5, at Dallas Baptist (2/16/24)
 Fewest Runs..... 0, 21x, last at Western Illinois (5/12/24)
 Most Runs..... 4, 2x, last at Tennessee Tech (4/20/24)
 Fewest Walks..... 0, 21x, last at Lindenwood (5/4/24)
 Strikeouts..... 5, at Little Rock (4/5/24)

33 Brooks Kettering

2024 Season/Career-Highs

At-Bats..... 6, 3x, last vs. SIUE (3/29/24)
 Runs..... 4, at Lindenwood (5/3/24)
 Hits..... 4, 3x, last vs. UT Martin (5/17/24)
 Doubles..... 2, 2x, last at Eastern Illinois (3/22/24)
 Triples..... -
 Home Runs..... 2, vs. Southern Indiana (5/24/24)
 RBI..... 4, 2x, last vs. Southern Indiana (5/24/24)
 Stolen Bases..... 1, 8x, last vs. Southern Indiana (5/24/24)

35 Eddie White

2024 Season-Highs

Innings Pitched..... 3.1, 2x, last at Evansville (3/13/24)
 Fewest Hits..... 0, 2x, last at Marshall (3/9/24)
 Most Hits..... 5, vs. Middle Tennessee (3/5/24)
 Fewest Runs..... 0, vs. Toledo (3/2/24)
 Most Runs..... 1, 6x, last vs. Western Kentucky (3/17/24)
 Fewest Walks..... 0, 3x, last vs. Middle Tennessee (3/5/24)
 Strikeouts..... 2, 2x, last at Evansville (3/13/24)

Career-Highs

Innings Pitched..... 3.1, vs. Middle Tennessee (3/5/24)
 Fewest Hits..... 0, 4x, last at Marshall (3/9/24)
 Most Hits..... 5, 2x, last vs. Middle Tennessee (3/5/24)
 Fewest Runs..... 0, 7x, last vs. Toledo (3/2/24)
 Most Runs..... 3, 2x, last at Murray State (4/4/23)
 Fewest Walks..... 0, 12x, last vs. Middle Tennessee (3/5/24)
 Strikeouts..... 3, vs. Butler (3/11/23)

36 Bryce Cannon

2024 Season/Career-Highs

At-Bats..... 6, at Eastern Illinois (3/22/24)
 Runs..... 3, 2x, last vs. Morehead State (4/26/24)
 Hits..... 3, 2x, last vs. UT Martin (5/18/24)
 Doubles..... 2, 3x, last vs. Southern Indiana (5/24/24)
 Triples..... 1, vs. SIUE (3/30/24)
 Home Runs..... 2, at Western Illinois (5/12/24)
 RBI..... 4, 3x, last at Western Illinois (5/10/24)
 Stolen Bases..... 2, at Eastern Illinois (3/22/24)

38 Esteban Hernandez

2024 Season-Highs

Innings Pitched..... 2.1, vs. St. Thomas (2/24/24)
 Fewest Hits..... 0, 2x, last vs. Toledo (3/2/24)
 Most Hits..... 7, vs. St. Thomas (2/24/24)
 Fewest Runs..... 0, 7x, last vs. Morehead State (4/27/24)
 Most Runs..... 4, at Eastern Illinois (3/24/24)
 Fewest Walks..... 0, 7x, last at Western Illinois (5/12/24)
 Strikeouts..... 3, vs. St. Thomas (2/24/24)

Career-Highs

Innings Pitched..... 7.0, vs. Lindenwood (4/29/23)
 Fewest Hits..... 0, 5x, last vs. Toledo (3/2/24)
 Most Hits..... 7, vs. St. Thomas (2/24/24)
 Fewest Runs..... 0, 16x, last vs. Morehead State (4/27/24)
 Most Runs..... 5, at Kansas State (5/6/23)
 Fewest Walks..... 0, 18x, last at Western Illinois (5/12/24)
 Strikeouts..... 6, at Morehead State (4/22/23)



SOUTHEAST MISSOURI BASEBALL // STATISTICS

Game-by-Game Starting Lineups

Opponent	P	C	1B	2B	3B	SS	LF	CF	RF	DH
Dallas Baptist	Wilma	Stauss	Cannon	Kettering	Resetich	Palmer	Mugan	Riley	Cameron	Leeper
Dallas Baptist	Strange	McGahan	Cannon	Kettering	Leeper	Palmer	Resetich	Mugan	Cameron	Stauss
Dallas Baptist	Dow	Ackerman	Cannon	Kettering	Corbin	Palmer	Resetich	Mugan	Cameron	Leeper
Murray State	Heyman	Stauss	Cannon	Kettering	Resetich	Palmer	Mugan	Riley	Cameron	Leeper
St. Thomas	Wilma	McGahan	Cannon	Kettering	Corbin	Palmer	Resetich	Mugan	Cameron	Leeper
St. Thomas	Strange	McGahan	Cannon	Kettering	Corbin	Palmer	Resetich	Mugan	Cameron	Leeper
St. Thomas	Windt	Ackerman	Baldwin	Kettering	Resetich	Palmer	Coloma	Mugan	Cameron	Stauss
St. Thomas	Dow	McGahan	Cannon	Kettering	Resetich	Palmer	Stauss	Mugan	Cameron	Coloma
Missouri	Heyman	McGahan	Cannon	Kettering	Resetich	Palmer	Stauss	Mugan	Cameron	Baldwin
Toledo	Wilma	McGahan	Cannon	Kettering	Leeper	Palmer	Resetich	Mugan	Cameron	Warehime
Toledo	Dow	Ackerman	Cannon	Kettering	Leeper	Palmer	Resetich	Mugan	Cameron	Stauss
Toledo	Strange	McGahan	Cannon	Kettreing	Leeper	Palmer	Resetich	Mugan	Cameron	Stauss
Toledo	Heyman	Stauss	Cannon	Kettering	Leeper	Palmer	Resetich	Mugan	Cameron	Baldwin
Middle Tennessee	Hayes	McGahan	Cannon	Kettering	Leeper	Palmer	Resetich	Mugan	Cameron	Stauss
Marshall	Strange	McGahan	Cannon	Kettering	Leeper	Palmer	Resetich	Mugan	Cameron	Stauss
Marshall	Dow	McGahan	Cannon	Kettering	Resetich	Palmer	Stauss	Mugan	Cameron	Corbin
Marshall	Heyman	Ackerman	Cannon	Kettering	Resetich	Pamer	Stauss	Mugan	Cameron	Baldwin
Evansville	Hayes	Ackerman	Cannon	Kettering	Leeper	Palmer	Stauss	Mugan	Cameron	Baldwin
Western Kentucky	Strange	McGahan	Cannon	Kettering	Resetich	Palmer	Stauss	Mugan	Cameron	Coloma
Western Kentucky	Dow	McGahan	Cannon	Kettering	Corbin	Palmer	Warehime	Mugan	Resetich	Baldwin
Western Kentucky	Lawrence	McGahan	Cannon	Kettering	Corbin	Palmer	Coloma	Mugan	Stauss	Baldwin
Austin Peay	Windt	Ackerman	Warehime	Kettering	Leeper	Palmer	Resetich	Mugan	Cameron	Stauss
Eastern Illinois	Strange	McGahan	Cannon	Kettering	Corbin	Palmer	Stauss	Mugan	Cameron	Coloma
Eastern Illinois	Dow	Ackerman	Warehime	Kettering	Corbin	Palmer	Sauss	Mugan	Cameron	Coloma
Eastern Illinois	Heyman	McGahan	Cannon	Kettering	Corbin	Palmer	Stauss	Mugan	Cameron	Coloma
SIUE	Strange	McGahan	Cannon	Kettering	Corbin	Palmer	Stauss	Mugan	Cameron	Baldwin
SIUE	Dow	McGahan	Cannon	Kettering	Corbin	Palmer	Stauss	Mugan	Cameron	Warehime
SIUE	Heyman	Ackerman	Cannon	Kettering	Corbin	Palmer	Stauss	Mugan	Cameron	Coloma
Missouri State	Osborne	Ackerman	Cannon	Kettering	Corbin	Palmer	Stauss	Mugan	Cameron	Coloma
Little Rock	Dow	Ackerman	Cannon	Kettering	Corbin	Palmer	Stauss	Mugan	Cameron	Coloma
Little Rock	Heyman	Ackerman	Cannon	Kettering	Leeper	Palmer	Stauss	Mugan	Cameron	Warehime
Little Rock	Strange	McGahan	Warehime	Kettering	Corbin	Palmer	Stauss	Mugan	Cameron	Baldwin
Southern Illinois	Lawrence	McGahan	Warehime	Kettering	Resetich	Palmer	Stauss	Mugan	Cameron	Coloma
Southern Indiana	Dow	McGahan	Cannon	Kettering	Corbin	Palmer	Stauss	Mugan	Cameron	Warehime
Southern Indiana	Heyman	McGahan	Cannon	Kettering	Corbin	Palmer	Stauss	Mugan	Cameron	Warehime
Southern Indiana	Strange	McGahan	Warehime	Kettering	Corbin	Palmer	Stauss	Mugan	Cameron	Coloma
Murray State	Lawrence	Ackerman	Cannon	Corbin	Resetich	Palmer	Stauss	Mugan	Cameron	Coloma
Tennessee Tech	Dow	McGahan	Cannon	Kettering	Corbin	Palmer	Stauss	Mugan	Cameron	Coloma
Tennessee Tech	Heyman	McGahan	Cannon	Kettering	Corbin	Palmer	Stauss	Mugan	Cameron	Warehime
Tennessee Tech	Strange	Ackerman	Cannon	Kettering	Corbin	Palmer	Stauss	Mugan	Cameron	Coloma
Southern Illinois	Wilma	McGahan	Cannon	Kettering	Corbin	Palmer	Riley	Mugan	Cameron	Stauss
Morehead State	Dow	McGahan	Cannon	Kettering	Corbin	Palmer	Stauss	Mugan	Cameron	Coloma
Morehead State	Heyman	McGahan	Cannon	Kettering	Corbin	Palmer	Stauss	Mugan	Cameron	Coloma
Morehead State	Strange	Ackerman	Cannon	Kettering	Corbin	Palmer	Stauss	Mugan	Cameron	Warehime
Evansville	Dow	Ackerman	Cannon	Kettering	Corbin	Palmer	Stauss	Mugan	Resetich	Coloma
Lindenwood	Dow	Ackerman	Warehime	Kettering	Corbin	Palmer	Stauss	Mugan	Cameron	Coloma
Lindenwood	Heyman	McGahan	Warehime	Kettering	Corbin	Palmer	Stauss	Mugan	Cameron	Coloma
Lindenwood	Strange	Ackerman	Cannon	Kettering	Corbin	Palmer	Stauss	Mugan	Cameron	Baldwin
Missouri State	Lawrence	McGahan	Cannon	Kettering	Corbin	Palmer	Stauss	Mugan	Cameron	Baldwin
Western Illinois	Dow	Ackerman	Cannon	Kettering	Corbin	Palmer	Stauss	Mugan	Cameron	Baldwin
Western Illinois	Heyman	McGahan	Cannon	Kettering	Corbin	Palmer	Stauss	Mugan	Cameron	Coloma
Western Illinois	Strange	McGahan	Cannon	Kettering	Corbin	Palmer	Stauss	Mugan	Cameron	Warehime
UT Martin	Dow	McGahan	Cannon	Kettering	Corbin	Palmer	Stauss	Mugan	Cameron	Warehime
UT Martin	Lawrence	Ackerman	Cannon	Kettering	Corbin	Palmer	Stauss	Mugan	Cameron	Coloma
UT Martin	Strange	McGahan	Cannon	Kettering	Corbin	Palmer	Stauss	Cameron	Coloma	Warehime
Morehead State	Dow	McGahan	Cannon	Kettering	Corbin	Palmer	Stauss	Riley	Cameron	Coloma
Southern Indiana	Lawrence	Ackerman	Cannon	Kettering	Corbin	Palmer	Stauss	Riley	Cameron	Coloma
Morehead State	Strange	McGahan	Cannon	Kettering	Corbin	Palmer	Stauss	Riley	Cameron	Coloma
Morehead State	Heyman	Ackerman	Cannon	Kettering	Corbin	Palmer	Coloma	Riley	Cameron	Stauss



SOUTHEAST MISSOURI BASEBALL // STATISTICS

2024 Southeast Missouri Baseball Team Game-by-Game for Southeast Missouri (as of May 28, 2024) Pitching (All games)

Date	Opponent	ip	h	r	er	bb	so	2b	3b	hr	wp	bk	hbp	dp	ibb	score	w-l	sv	era
Feb 16	at DBU	8.0	11	9	9	2	6	6	0	1	1	0	0	0	0	5-9	0-1	0	10.12
Feb 17	at DBU	8.0	12	8	7	8	8	5	0	0	3	0	2	0	0	6-8	0-2	0	9.00
Feb 18	at DBU	10.2	8	6	6	6	2	1	0	4	1	0	0	1	0	5-6	0-3	0	7.43
Feb 21	MURRAY STATE	9.0	10	7	7	3	8	1	2	2	0	0	0	2	0	8-7	1-3	1	7.32
Feb 23	ST. THOMAS	9.0	9	5	5	3	3	1	0	1	0	0	0	0	0	3-5	1-4	1	6.85
Feb 24	ST. THOMAS	7.0	8	3	3	3	5	2	0	1	1	0	1	1	0	2-3	1-5	1	6.45
Feb 24	ST. THOMAS	9.0	14	12	11	3	8	1	1	0	2	0	1	0	0	3-12	1-6	1	7.12
Feb 25	ST. THOMAS	9.0	5	3	2	1	7	2	0	1	0	0	1	0	0	10-3	2-6	1	6.46
Feb 27	at Missouri	7.0	6	3	2	3	5	1	0	1	1	0	1	1	0	8-3	3-6	1	6.10
Mar 01	TOLEDO	9.0	12	5	4	5	10	2	0	1	1	0	0	0	0	6-5	4-6	1	5.88
Mar 02	TOLEDO	7.0	3	0	0	2	10	1	0	0	0	0	1	0	0	12-0	5-6	1	5.44
Mar 02	TOLEDO	7.0	5	3	3	4	8	1	0	1	1	0	1	1	0	13-3	6-6	1	5.33
Mar 03	TOLEDO	9.0	13	10	9	4	9	2	0	4	0	0	3	2	0	9-10	6-7	1	5.63
Mar 05	MTSU	9.0	13	8	8	4	2	2	1	0	1	0	2	0	0	2-8	6-8	1	5.81
Mar 08	at Marshall	9.0	7	3	3	3	12	1	0	1	0	0	0	0	0	6-3	7-8	2	5.61
Mar 09	at Marshall	8.0	12	7	7	6	7	3	0	1	1	0	1	0	0	5-7	7-9	2	5.75
Mar 10	at Marshall	8.2	9	5	5	4	7	2	0	2	0	0	2	1	0	4-5	7-10	2	5.71
03/13/24	at Univ. of Evansville	9.1	12	6	6	3	8	4	1	0	0	0	0	0	0	5-6	7-11	2	5.72
Mar 15	WESTERN KENTUCKY	9.0	13	8	8	6	6	3	0	0	2	0	1	0	0	3-8	7-12	2	5.85
Mar 16	WESTERN KENTUCKY	9.0	10	7	7	8	7	3	0	1	1	1	1	2	0	8-7	8-12	3	5.91
Mar 17	WESTERN KENTUCKY	9.0	11	7	5	3	5	3	0	1	3	0	2	0	0	2-7	8-13	3	5.86
Mar 19	at Austin Peay	9.0	11	7	7	3	13	5	1	2	0	0	1	0	0	8-7	9-13	4	5.92
*Mar 22	at Eastern Illinois	9.0	16	13	9	4	9	4	1	6	4	0	2	0	0	20-13	10-13	4	6.06
*Mar 23	at Eastern Illinois	9.0	9	4	4	4	10	2	0	0	2	0	2	1	0	21-4	11-13	4	5.97
*Mar 24	at Eastern Illinois	7.0	5	4	4	3	4	1	1	0	2	0	0	0	0	15-4	12-13	4	5.94
*Mar 28	SIUE	9.0	6	4	1	3	5	0	0	0	1	0	2	2	0	15-4	13-13	5	5.74
*Mar 29	SIUE	9.0	12	13	12	7	9	2	0	0	0	1	3	0	1	9-13	13-14	5	5.98
*Mar 30	SIUE	8.0	6	3	3	3	7	1	0	0	1	0	2	1	0	13-3	14-14	5	5.90
04-02-24	at Missouri State	8.0	12	10	10	7	11	3	1	3	0	0	0	0	0	3-10	14-15	5	6.07
*Apr 05	at Little Rock	8.0	12	8	6	3	9	3	1	1	2	0	2	1	0	2-8	14-16	5	6.09
*Apr 06	at Little Rock	8.0	8	4	4	1	8	4	0	1	1	0	1	1	0	2-4	14-17	5	6.04
*Apr 07	at Little Rock	7.0	7	3	3	2	6	3	0	0	1	0	0	1	0	16-3	15-17	5	5.99
Apr 09	at Southern Illinois	11.0	5	2	2	2	9	0	0	0	0	0	0	1	0	3-2	16-17	6	5.82
*Apr 12	USI	9.0	4	0	0	3	7	0	0	0	0	0	1	1	0	1-0	17-17	7	5.64
*Apr 13	USI	9.0	17	12	7	3	8	0	0	4	0	0	1	1	0	6-12	17-18	7	5.68
*Apr 14	USI	7.0	5	2	2	3	9	3	0	0	1	0	3	0	0	12-2	18-18	7	5.61
Apr 16	at Murray State	9.0	12	8	8	6	7	1	0	2	0	0	1	1	0	15-8	19-18	7	5.67
*Apr 19	at Tennessee Tech	10.0	6	1	1	1	8	2	0	1	0	0	0	0	0	4-1	20-18	7	5.53
*Apr 20	at Tennessee Tech	8.0	11	10	8	4	3	2	0	1	0	0	0	3	0	2-10	20-19	7	5.61
*Apr 21	at Tennessee Tech	8.0	5	4	4	4	8	1	0	2	0	0	1	1	0	3-4	20-20	7	5.58
Apr 23	SOUTHERN ILLINOIS	9.0	10	5	4	4	8	2	0	0	1	0	1	0	0	8-5	21-20	8	5.54
*Apr 26	MOREHEAD STATE	9.0	14	11	11	3	7	1	0	5	0	0	3	0	0	13-11	22-20	9	5.68
*Apr 27	MOREHEAD STATE	9.0	14	13	13	12	7	4	0	3	1	0	1	3	0	4-13	22-21	9	5.86
*Apr 28	MOREHEAD STATE	9.0	14	11	11	4	6	6	0	2	0	0	1	1	0	8-11	22-22	9	5.98
Apr 30	UNIV. OF EVANSVILLE	9.0	10	7	5	3	4	2	0	2	1	1	2	1	1	6-7	22-23	9	5.96
*May 03	at Lindenwood	9.0	7	3	3	0	6	4	0	0	0	0	0	0	0	13-3	23-23	9	5.89
*May 04	at Lindenwood	9.0	6	3	0	0	6	0	0	0	0	0	2	1	0	4-3	24-23	10	5.76
*May 05	at Lindenwood	9.0	10	2	2	3	3	1	0	0	1	1	1	1	0	8-2	25-23	10	5.68
May 07	MISSOURI STATE	9.0	6	3	3	3	18	0	0	2	0	0	1	0	0	5-3	26-23	11	5.62
*May 10	at Western Illinois	8.0	9	7	7	3	6	2	1	2	4	0	1	0	0	5-7	26-24	11	5.66
*May 11	at Western Illinois	11.0	17	11	11	4	13	3	0	4	1	0	1	0	0	15-11	27-24	11	5.75
*May 12	at Western Illinois	9.0	14	8	8	4	7	0	0	1	0	0	5	2	0	17-8	28-24	11	5.79
*May 16	UT MARTIN	9.0	5	2	2	2	6	2	0	2	1	0	1	1	0	3-2	29-24	12	5.72
*May 17	UT MARTIN	9.0	7	3	3	2	11	2	0	1	0	0	0	0	0	9-3	30-24	12	5.67
*May 18	UT MARTIN	9.0	7	5	5	6	4	1	0	2	0	0	1	1	0	9-5	31-24	12	5.65
May 23	vs Morehead State	9.0	8	4	3	6	6	1	0	2	0	0	0	1	1	9-4	32-24	13	5.60
May 24	vs USI	9.0	10	5	5	2	8	1	0	3	0	0	1	0	0	11-5	33-24	13	5.59
May 25	vs Morehead State	10.0	15	13	13	5	10	1	0	2	1	0	1	1	1	6-13	33-25	13	5.71
May 25	vs Morehead State	9.0	7	6	6	5	9	4	0	0	0	0	0	0	1	9-6	34-25	14	5.72
Totals		514.2	562	359	327	221	438	121	11	79	45	4	65	39	5	457-359	34-25	14	5.72



Southeast Missouri's Record

Overall.....	34-25
At Home.....	16-12
On the Road.....	15-12
At Neutral Sites.....	3-1
Against Non-OVC Opponents.....	13-15
Against OVC Opponents.....	18-9
In Home OVC Games.....	8-4
In Away OVC Games.....	10-5
vs. Ranked Teams.....	0-0
In February.....	3-6
In March.....	12-7
In April.....	8-9
In May.....	12-2
On Mondays.....	0-0
On Tuesdays.....	6-3
On Wednesdays.....	1-1
On Thursdays.....	3-0
On Fridays.....	9-6
On Saturdays.....	10-9
On Sundays.....	6-6
In Day Games.....	27-21
In Night Games.....	7-5
In Extra Inning Games.....	3-3
When Redhawks Score First.....	22-12
When Opponents Score First.....	12-13
vs. Left-Handed Starter.....	12-5
vs. Right-Handed Starter.....	22-20
In 1-Run Games.....	8-7
In 2-Run Games.....	2-5
In 5+ Run Games.....	18-10
Shutouts.....	2-0
When Leading After Six Innings.....	26-2
When Trailing After Six Innings.....	3-17
When Tied After Six Innings.....	5-6
When Redhawks Starter Goes 6 or more Innings.....	9-1
When Redhawks Get 10 or more Hits.....	25-7
When Redhawks Outhit Opponents.....	26-5
When Redhawks Get Outhit.....	6-19
When Hits are Tied.....	2-1
When Scoring 0-2 Runs.....	1-6
When Scoring 3-5 Runs.....	5-12
When Scoring 6-9 Runs.....	12-7
When Scoring 10+ Runs.....	16-0
When Opponents Score 0-2 Runs.....	7-0
When Opponents Score 3-5 Runs.....	18-5
When Opponents Score 6-9 Runs.....	6-11
When Opponents Score 10+ Runs.....	3-9
Without Hitting a Home Run.....	4-7
When Hitting 1 Home Run.....	13-9
When Hitting 2+ Home Runs.....	17-9
Committing 0 Errors.....	17-7
Committing 1 Error.....	11-9
Committing 2+ Errors.....	6-9

Honors & Awards

Preseason All-OVC

Josh Cameron, OF
Haden Dow, LHP

OVC Player of the Week

Haden Dow, LHP (3/5)
Cole Warehime, INF (3/25)

OVC Postseason Awards

Josh Cameron, OF (1st Team All-OVC)
Kyle Miller, RHP (1st Team All-OVC)
Brooks Kettering, INF (2nd Team All-OVC)
Ben Palmer, INF (2nd Team All-OVC)
Ty Stauss, UTL (2nd Team All-OVC)

Brooks Kettering, INF (All Freshman OVC)

SEMO Walk-Off Hits

Josh Cameron HR, SEMO win 6-5 (3/1/24)

Opponent Walk-Off Hits

Dallas Baptist (2/18/24), L, 5-6
Marshall (3/10/24), L, 4-5
Evansville (3/13/24), L, 5-6

SEMO Grand Slams

Bryce Cannon at Missouri (2/27/24)
Nolan Ackerman vs. Toledo (3/2/24)
Ty Stauss vs. Toledo (3/2/24)
Cole Warehime at Eastern Illinois x2 (3/23/23)