



ARKANSAS BASEBALL



ArkansasRazorbacks.com ||| @RazorbackBSB ||| Contact: Oliver Grigg (ogrigg@uark.edu)

2025 SCHEDULE & RESULTS

FEBRUARY

14	WASHINGTON STATE [DH-1]	SECN+	NOON
14	WASHINGTON STATE [DH-2]	SECN+	TBD
15	WASHINGTON STATE	SECN+	1 P.M.
17	WASHINGTON STATE	SECN+	NOON
21	vs. Kansas State ^	FloCollege	7 p.m.
22	vs. TCU ^	FloCollege	6 p.m.
23	vs. Michigan ^	FloCollege	11 a.m.
25	GRAMBLING	SECN+	3 P.M.
28	CHARLOTTE	SECN+	3 P.M.

MARCH

1	CHARLOTTE	SECN+	2 P.M.
2	CHARLOTTE	SECN+	NOON
4	ULM	SECN+	3 P.M.
5	ULM	SECN+	3 P.M.
7	PORTLAND	SECN+	3 P.M.
8	PORTLAND	SECN+	2 P.M.
9	PORTLAND	SECN+	NOON
11	UCA	SECN+	6 P.M.
14	Ole Miss *	SECN+	6:30 p.m.
15	Ole Miss *	SECN+	1:30 p.m.
16	Ole Miss *	SECN+	1:30 p.m.
18	ORAL ROBERTS	SECN+	6 P.M.
19	ORAL ROBERTS	SECN+	3 P.M.
21	SOUTH CAROLINA *	SECN+	6:30 P.M.
22	SOUTH CAROLINA *	SECN+	2 P.M.
23	SOUTH CAROLINA *	SECN+	2 P.M.
25	MISSOURI STATE	SECN+	6 P.M.
28	Vanderbilt *	SECN	7 p.m.
29	Vanderbilt *	SECN+	2 p.m.
30	Vanderbilt *	SECN+	1 p.m.

APRIL

1	GRAMBLING @	SECN+	6 P.M.
4	MISSOURI *	SECN	7 P.M.
5	MISSOURI *	SECN+	6 P.M.
6	MISSOURI *	SECN+	2 P.M.
8	ARKANSAS STATE	SECN	6 P.M.
11	Georgia *	SECN+	5 p.m.
12	Georgia *	SECN+	1 p.m.
13	Georgia *	SECN+	Noon
15	UAPB	SECN+	6 P.M.
17	TEXAS A&M *	SECN+	7 P.M.
18	TEXAS A&M *	SECN+	6:30 P.M.
19	TEXAS A&M *	SECN+	4 P.M.
22	LITTLE ROCK	SECN+	6:30 P.M.
23	LITTLE ROCK	SECN	5 P.M.
25	Florida *	SECN+	5:30 p.m.
26	Florida *	SECN	2 p.m.
27	Florida *	SECN+	Noon
29	Missouri State	ESPN+	6 p.m.

MAY

1	TEXAS *	ESPN2	6 P.M.
2	TEXAS *	SECN	7 P.M.
3	TEXAS *	SECN+	2 P.M.
9	LSU *	SECN+	6:30 p.m.
10	LSU *	SECN	5:30 p.m.
11	LSU *	SECN	3 p.m.
15	TENNESSEE *	SECN+	6:30 P.M.
16	TENNESSEE *	SECN+	6:30 P.M.
17	TENNESSEE *	SECN+	2 P.M.

All times Central; Home game in **BOLD**; * - SEC opponent

^ - Amegy Bank College Baseball Series (Globe Life Field in Arlington, Texas)

@ - Game played at Dickey-Stephens Park in North Little Rock, Ark.

GAMES 1 & 2 ||| WASHINGTON STATE VS. #5 ARKANSAS ||| FEB. 14

FAYETTEVILLE, ARK. ||| BAUM-WALKER STADIUM ||| SEC NETWORK+



0-0
0-0 MWC



0-0
0-0 SEC

WASHINGTON STATE COUGARS

In the Polls.....NR (BA) | NR (D1Baseball)
.....NR (NCBWA) | NR (PG) | NR (USA Today)
Head Coach.....Nathan Choate
Career Record.....98-127-1 (6th season)
Record at WSU.....21-32 (2nd season)

ARKANSAS RAZORBACKS

In the Polls.....4 (BA) | 5 (D1Baseball)
.....5 (NCBWA) | 13 (PG) | 5 (USA Today)
Head Coach.....Dave Van Horn
Career Record.....1,468-697 (37th season)
Record at Arkansas.....883-457 (23rd season)

ON THE MOUND

1 WSU RHP Griffin Smith

vs.

Arkansas RHP Gabe Gaeckle

2 WSU LHP Nick Lewis

vs.

Arkansas LHP Zach Root

LEADING OFF

OPENING WEEKEND IN FAYETTEVILLE

- Fifth-ranked Arkansas, led by 23rd-year head coach Dave Van Horn, hosts Washington State on Opening Weekend inside the friendly confines of Baum-Walker Stadium to begin the 2025 college baseball season.
- First pitch in the season opener between the Razorbacks and Cougars is noon Friday on SEC Network+ with Brett Dolan (play-by-play) and Jay Troy Eklund (analyst) on the call.

LET'S PLAY TWO ON OPENING DAY

- Instead of playing Sunday as originally scheduled, Arkansas and Washington State will play a doubleheader on Opening Day with first pitch in game two of the series on SEC Network+ set to be thrown 30-45 minutes following the conclusion of game one.
- Friday's Opening Day doubleheader marks the Razorbacks' first scheduled Opening Day doubleheader since 2009.
- That year, Arkansas, led by Dave Van Horn, also began its season against Washington State at Baum-Walker Stadium, playing twice on Opening Day before earning an Opening Weekend series sweep to start the campaign.
- In 2009, Arkansas would ultimately advance to play in the College World Series in Omaha, Neb.

HISTORY LESSON

- Arkansas is 7-3 all-time against Washington State, including a 5-2 record in games played in Fayetteville.
- Under Dave Van Horn, the Razorbacks are 6-1 overall and 5-1 at Baum-Walker Stadium against the Cougars.

29 AND COUNTING

- Entering this year's Opening Weekend series against Washington State, Arkansas has won 29 consecutive non-conference home weekend series in a streak that dates all the way back to the start of the 2015 season.
- The Hogs have not lost or tied a non-conference regular season weekend series at Baum-Walker Stadium since 2014, when Arkansas lost two-of-three games to South Alabama in its final non-conference home weekend series.

30 SEASONS OF BAUM-WALKER STADIUM

- The 2025 campaign marks the 30th season in the history of Baum-Walker Stadium, which opened in 1996.
- Entering 2025, Arkansas has an all-time record of 696-243 (.741) in the 30-year history of Baum-Walker Stadium.
- With an Opening Weekend series sweep over the Cougars, the Razorbacks can clinch their 700th overall win at Baum-Walker Stadium in the process.

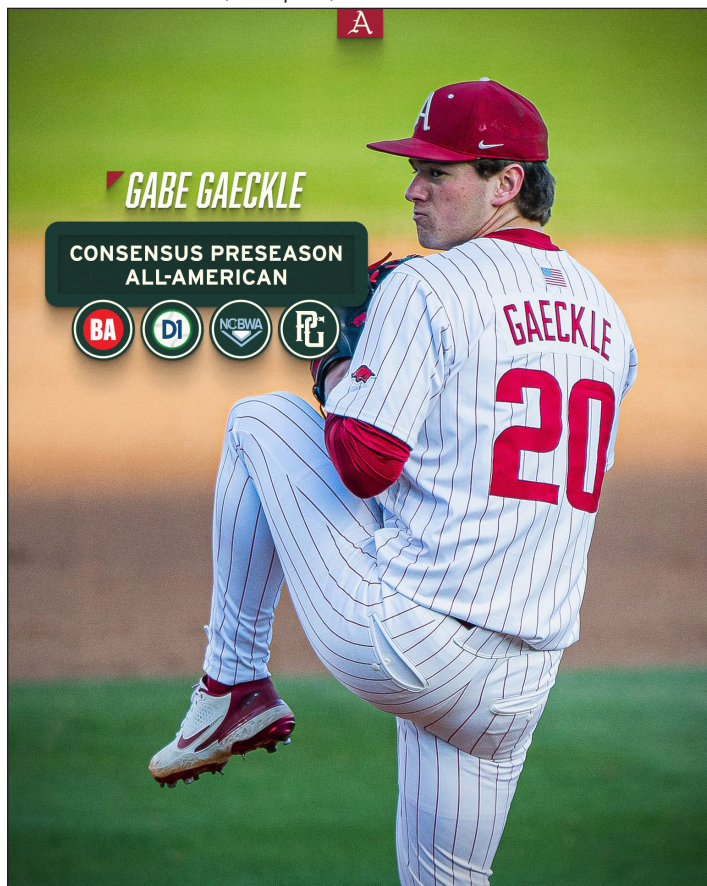
A ||| RAZORBACK NOTES

GET THE GACK

- Following a historic rookie campaign, **RHP Gabe Gaeckle** enters his sophomore campaign as one of college baseball's top pitchers.
- Prior to the 2025 season, the right-hander was named Baseball America's preseason SEC Pitcher of the Year, clinched consensus preseason All-America status from Baseball America, D1Baseball, NCBWA and Perfect Game and earned preseason first-team All-SEC recognition from the league's 16 head coaches.
- It is the second consecutive year that a Razorback has been named Baseball America's preseason SEC Pitcher of the Year. LHP Hagen Smith also earned the distinction prior to the 2024 campaign.
- The Aptos, Calif., native was a unanimous first-team Freshman All-American in 2024 after he made 22 relief appearances for Arkansas and posted a 3-3 record with a 2.32 ERA, 57 strikeouts and a team-leading seven saves in 42.2 innings of work.
- Gaeckle became the fifth Razorback freshman pitcher since 2003, head coach Dave Van Horn's first season at the helm of the program, to record five or more saves in a season.

Year	Pitcher	Saves
2024	RHP Gabe Gaeckle	7
2023	RHP Gage Wood	5
2022	RHP Brady Tygart	8
2011	RHP Nolan Sanburn	8
2010	RHP DJ Baxendale	7

- Gaeckle, who will get the ball in game one of the Opening Day doubleheader and make his first career start, is the sixth Arkansas sophomore to start on the mound on Opening Day, and the fifth Arkansas sophomore to start the home opener on Opening Day in the Van Horn era (2003-pres.).



Sophomore right-hander **Gabe Gaeckle** comes into 2025 as a consensus preseason All-American and as Baseball America's preseason SEC Pitcher of the Year.



Infield **Wehiwa Aloy** and pitcher **Gabe Gaeckle** landed on the preseason watch list for the Golden Spikes Award, presented annually to the best player in college baseball.

GOLDEN HOGS

- **INF Wehiwa Aloy** and **RHP Gabe Gaeckle** were named to the preseason watch list for the Golden Spikes Award, presented annually to the best amateur baseball player in the nation.
- The list includes 55 players across high school and college baseball. Arkansas is one of 11 schools with multiple players on this year's list.
- Aloy, also named to last year's preseason watch list for the Golden Spikes Award, started all 60 games at shortstop for the Razorbacks in 2024, his first season at Arkansas after transferring in from Sacramento State following his freshman campaign.
- The Wailuku, Hawai'i, native slashed .270/.355/.485 with a team-high 14 home runs and 56 RBI, finishing his sophomore campaign as the team leader in runs scored (45), multi-RBI games (11), stolen bases (7) and consecutive games reached base safely (31).
- Aloy is the fourth two-time preseason watch list candidate for the Golden Spikes Award in program history, joining OF Heston Kjerstad (2019-20), INF Casey Martin (2019-20) and INF Robert Moore (2021-22).
- Gaeckle, meanwhile, is the 16th Razorback player since 2008 to earn a spot on the Golden Spikes Award's preseason watch list.
- Two Hogs - OF Andrew Benintendi (2015) and RHP Kevin Kopps (2021) - have previously won the Golden Spikes Award, making Arkansas (2) one of only six schools, along with Florida State (4), Arizona State (3), Cal State Fullerton (3), LSU (2) and San Diego State (2), with multiple winners of college baseball's most prestigious award.

ALOHOGS

- **INF Wehiwa Aloy**, who earned All-SEC honors at shortstop last season, is one of three Hawai'i natives, along with **INF Nolan Souza** and **INF/OF Kuhio Aloy**, his younger brother, on this year's roster.
- He is one of four native-born Hawaiian student-athletes in Arkansas baseball history, also including INF Rick Nomura (2015-16).

ROOT PIG SOOIE

- **LHP Zach Root**, a transfer from ECU, is one of three prized pitchers that Arkansas landed from the portal during the offseason.
- Root went 6-2 with a 3.56 ERA and 76 strikeouts in 68.1 innings across 13 appearances, including 12 starts, on the mound during his stellar sophomore campaign at ECU in 2024, earning him a spot on the midseason watch list for the Golden Spikes Award.
- The Fort Myers, Fla., native recorded four quality starts last season, punctuated by a career-best seven-inning, 10-strikeout performance against Cal State Fullerton (March 2, 2024).
- Root enters the 2025 campaign with three preseason All-America accolades to his name, collecting the national recognition from D1Baseball, NCBWA and Perfect Game this spring.
- The junior left-hander will get the start in game two of the Razorbacks' Opening Day doubleheader against Washington State.

CHEESE

- **LHP Landon Beidelschies**, a transfer from Ohio State, is another prized pitcher that Arkansas landed from the portal this offseason.
- Beidelschies was the Buckeyes' Friday night starter as a sophomore in 2024, posting a 6-7 record with a 4.15 ERA and 91 strikeouts in 84.2 innings across 15 starts on the mound.
- The left-hander logged seven quality starts and recorded a career-high 12 strikeouts at West Virginia (March 15, 2024) last season.
- The Canfield, Ohio, native, enters the 2025 campaign as a Perfect Game preseason All-American alongside **RHP Gabe Gaekle** and **LHP Zach Root**. Beidelschies was also one of three Razorbacks, along with Gaekle and **RHP Christian Foutch**, to earn preseason All-SEC honors from the league's 16 head coaches.

THE FIREMAN

- **RHP Christian Foutch** is expected to take on a much larger role in the bullpen this season after a strong sophomore campaign in 2024.
- The hard-throwing junior right-hander made 20 appearances in relief for the Hogs last season, posting a 1-0 record with a 0.81 ERA, 20 strikeouts and one save in 22.1 innings.
- The Littleton, Colo., native allowed only two runs, finishing the season with the lowest ERA by a Razorback pitcher to appear in at least 20 percent of the team's games since RHP Kevin Kopps recorded a 0.90 ERA in 89.2 innings over 33 outings in 2021.
- Foutch enters 2025 with NCBWA preseason All-America honors and preseason All-SEC praise from the league's 16 head coaches. He was also named to the preseason watch list for the NCBWA Stopper of the Year Award, given to the top reliever in college baseball.



Junior right-hander **Christian Foutch** was named an NCBWA preseason All-American and landed on the preseason watch list for the NCBWA Stopper of the Year Award.



Senior outfielder **Kendall Diggs** has mashed 22 home runs, including a team-high seven three run homers, over the course of his career as a Razorback.

CAN YOU DIGGS IT

- Senior **OF Kendall Diggs** has returned to Arkansas for another season after an injury-plagued junior campaign.
- One of the Razorbacks' three team captains last year, Diggs came into 2024 as a preseason first-team All-SEC honoree after slashing .299/.436/.547 with 12 home runs, a team-leading 63 runs batted in and a team-high 46 walks over 58 games as a sophomore in 2023, earning him second-team All-SEC honors as designated hitter/utility.
- Diggs, however, battled through a torn labrum throughout 2024, slashing .229/.346/.395 with seven homers and 34 RBI in 55 games.
- For his career, Diggs has swatted 22 career home runs, seven of which have been three-run homers. He has also hit two grand slams.

GOT THAT WOOD

- **RHP Gage Wood** has worked in a variety of roles on the Razorback pitching staff throughout the first two years of his career.
- As a sophomore in 2024, the Batesville, Ark., native made 22 appearances, including three starts, and posted a 3-2 record with a 4.46 ERA, 56 strikeouts and two saves in 40.1 innings of work.
- As a true freshman in 2023, Wood was Arkansas' closer, going 2-0 with a 4.80 ERA, 42 strikeouts and a team-leading five saves in 30.0 innings of work to earn a spot on the Freshman All-SEC Team.
- All five of Wood's saves came in SEC play, and all five of his saves were of the multi-inning variety, including three three-inning saves.
- Now a junior, the right-hander is expected to compete for a spot in the starting rotation. Wood will start the third game of the Opening Weekend series against Washington State.

RETURN OF THE MAC (AGAIN)

- Veteran **RHP Will McEntire** can do it all for the Hogs.
- The redshirt senior has pitched in 65 career games with 20 starts, racking up 204 strikeouts over 197.2 innings of work. As a reliever, McEntire has seven career saves, including a career-high four saves in 2024, and at least one save in each of his last three seasons.
- One of McEntire's best outings of his career came in a start against Louisiana Tech (March 11, 2023), throwing a nine-inning complete game with six strikeouts on 97 pitches. He allowed just one unearned run on three hits and a walk in the dominant performance.
- His nine-inning complete game was the first by a Razorback pitcher since RHP Dominic Taccolini's 10-inning complete game shutout against SEC Eastern Division foe Kentucky in 2016.
- His three-hitter was the first by a Hog since RHP Ryne Stanek's nine-inning complete game three-hitter at #6 South Carolina in 2013.



Headlined by pitchers Landon Beidelschies and Zach Root, Arkansas' **transfer portal class** entering the 2025 season was ranked No. 2 in the country by Baseball America.

HOGS' TRANSFER PORTAL CLASS RANKED NO. 2 BY BASEBALL AMERICA

- Arkansas' transfer portal class coming into the 2025 season was ranked No. 2 in the country by Baseball America.
- The publication's top 100 transfer portal rankings feature eight Hog newcomers, including one in the top 10 and four among the top 50.
- The list includes **LHP Landon Beidelschies** (No. 9), **LHP Zach Root** (No. 13), **INF Camden Kozeal** (No. 26), **OF Charles Davalan** (No. 33), **OF Logan Maxwell** (No. 52), **INF/OF Rocco Peppi** (No. 65), **OF Carson Boles** (No. 93) and **INF Michael Anderson** (No. 98).
- In its summary of Arkansas' transfer class, Baseball America writes:

2. Arkansas

No. of top 100 transfers: 8

It was a disappointing end to the season for Arkansas, who—as the No. 4 national seed—saw its season end on its home turf following an upset loss in regional play to Southeast Missouri. The Razorbacks coaching staff entered the offseason with serious work to do as it pertained to both adding and replacing talent, and their transfer class is perhaps the best to come to Fayetteville in the portal era.

They lost their entire rotation—Hagen Smith, Brady Tygart and Mason Molina—to the draft, but they added two of the best lefthanders in the portal in Landon Beidelschies (6-7, 4.15 ERA) and Zach Root (6-2, 3.56 ERA). Both will assume a weekend role this spring, and Arkansas has a bevy of weapons who will battle it out for the third starter spot. For as impressive a duo as Beidelschies and Root are, this class really shines positionally.

Charles Davalan (.288/.413/.514) has no shortage of tools packed into his compact frame, and the Florida Gulf Coast product will likely be the team's everyday center fielder. Infielder Camden Kozeal (.284/.349/.439) will almost certainly start at second base, while a handful of other position players will be in the mix for starting roles. After a stunning end to 2024, Arkansas again has the look of a team that will be competing for a national championship.

POWERED BY THE PORTAL

- Head coach Dave Van Horn and the Razorbacks took full advantage of the transfer portal prior to the 2025 campaign, adding 10 Division I transfers to the roster during the offseason.

Player	Former School(s)
INF/OF Kuhio Aloy	BYU
INF Michael Anderson	Rhode Island
LHP Landon Beidelschies	Ohio State
OF Carson Boles	Lincoln Memorial (DII)
OF Charles Davalan	FGCU
RHP Aiden Jimenez	Oregon State
INF Cam Kozeal	Vanderbilt
OF Logan Maxwell	TCU
INF/OF Rocco Peppi	Long Beach State/Fresno State
LHP Zach Root	ECU

- D1Baseball Top 85 Impact Transfer Pitchers
 - No. 2 - **LHP Zach Root**
 - No. 5 - **LHP Landon Beidelschies**
- D1Baseball Top 50 Impact Transfer Hitters
 - No. 13 - **OF Charles Davalan**
 - No. 16 - **OF Logan Maxwell**
 - No. 18 - **INF Cam Kozeal**
 - No. 49 - **INF/OF Kuhio Aloy**
- From D1Baseball: Portal Pitchers with Breakout Potential
Zach Root, East Carolina to Arkansas - One of the top prospects in the 2025 draft class, Root started 12 games and appeared in 13 for ECU last season posting a 3.56 ERA in 68.1 innings of work. The 6-foot-1, 185-pounder also struck out 76 and walked 21. The left-hander potentially has one of the best arsenals in the nation, and what you see is what you get. It's an off-speed over fastball package, and he throws four of them average or better (change-up, curveball, cutter, slider). The best of the bunch is the curveball. It has two-plane shape at 79 mph with a total vertical depth of -55" which is comparable to current Major Leaguers Cole Ragans and DL Hall and would place him 20th of current qualified Major League left-handed starter pitchers. He also drew a 48% whiff rate with a .057 xwOBA against this breaker in 2024. His cutter (86-87 mph) and slider (83-85) profiles are very similar with about an inch of horizontal separation and four inches of vertical separation, and both drew strong whiff rates and ball-in-play results. There's a strong pronation bias with his two-seam 91-94 mph fastball that he throws 47% of the time and his low-80s change-up (22% usage) both carry significant arm-side profiles. There's little doubt in our minds that this arsenal, and the accompanying pitchability, translate to immediate success in the SEC, as well as professional baseball. – David Seifert/D1Baseball

JUCO BANDITS

- Arkansas also added a pair of big-name junior college products in **INF Brent Iredale** (New Mexico JC) and **OF Justin Thomas Jr.** (Florida SouthWestern State) to its roster during the offseason.
- D1Baseball Top 50 Impact JUCO Transfer Hitters
 - No. 2 - **INF Brent Iredale**
 - No. 12 - **OF Justin Thomas Jr.**
- Iredale, a native of Sydney, Australia, spent two seasons (2023-24) at New Mexico JC, hitting .441 with 25 homers and 78 RBI in 2024.



Featuring eight top 100 transfers and four top 500 freshmen, Arkansas' **newcomer class** entering the 2025 season was ranked No. 3 in the country by Baseball America.

RAZORBACKS' NEWCOMER CLASS RANKED NO. 3 BY BASEBALL AMERICA

- Arkansas' newcomer class coming into the 2025 season was ranked No. 3 in the country by Baseball America.
- To get the most accurate read on which college programs have the best incoming talent on their roster heading into 2025, the publication combined each program's transfer haul and recruiting class to come up with an overall ranking of newcomers.
- Baseball America's top 100 transfer portal rankings feature eight Razorback newcomers, including one in the top 10 and four among the top 50, and its top 500 draft rankings include four freshman.
- In its summary of Arkansas' newcomers, Baseball America writes:

3. Arkansas

Top 100 transfers: 8

BA 500 freshmen: 4

Arkansas has a lengthy track record of bringing impact talent to campus, and this year is no different. On top of a fantastic portal haul that includes eight of the top 100 transfers, the Razorbacks bring to campus a quartet of players who ranked on the final iteration of the BA 500.

Left-handers Landon Beidelschies (6-7, 4.15 ERA at Ohio State) and Zach Root (6-2, 3.56 ERA at East Carolina) are the strength of Arkansas' class of newcomers, but Oklahoma prep fireballer Carson Wiggins (No. 78), who is the younger brother of former Razorback and current Cubs prospect Jaxon, will be in contention to log a handful of innings as a freshman.

Former New Mexico JC standout third baseman Brent Iredale (.441/.576/1.000) ranked No. 464 on the BA 500 and is already off to a fast start this fall.

Following a disappointing end in 2024, Arkansas has reloaded and looks the part of a national championship contender.

D1BASEBALL TOP 25 IMPACT FRESHMAN CLASSES

- Arkansas' freshman class, headlined by **RHP Carson Wiggins** and **LHP Cole Gibler**, was ranked No. 16 in the country by D1Baseball.
- In its summary of Arkansas' freshman class, D1Baseball writes:

Of all the Razorback freshmen, Carson Wiggins came to campus with the highest accolades. The 94th overall prospect for the 2024 MLB Draft per Prep Baseball, the 6-foot-5 righthander touched 100.8 mph with his fastball while landing a mid-80s slider for strikes. It's a nasty combo that overwhelms opposing hitters, especially when also combined with solid control. He, like Gabe Gaeckle, is not just a wild-armed thrower. It took him just 10 pitches to set down Oklahoma State in order. Arms like Wiggins don't make it to college very often and he'll be a fun one to watch at least for two seasons in Fayetteville - Wiggins will be a draft-eligible sophomore in 2026.

Cole Gibler, a Missouri prep, was ranked the 131st overall prospect for the 2024 MLB Draft by Prep Baseball and he did everything to show deserving of that evaluation. His present pitchability is advanced for most any age, but super impressive for a freshman. With a quick arm he repeats a starter's-type delivery for above average control of three pitches. His fastball sat 92-95 and fired two breaking balls for strikes. Gibler sat down the side in order on 13 pitches, striking out a pair. Although it's a long way off, the 6-foot-2, 200-pound lefty has the look of a high round pick in 2027. - David Seifert/D1Baseball

NEW KIDS ON THE BLOCK

- Perfect Game featured **RHP Carson Wiggins** and **LHP Cole Gibler** in its rankings of the top 75 freshmen coming into the 2025 season.
- Wiggins is the younger brother of RHP Jaxon Wiggins, who pitched for Arkansas from 2021-22 and was selected by the Chicago Cubs in the second round (No. 68 overall) of the 2023 MLB Draft.





Since the start of the 2017 season, Arkansas has recorded **333 total wins**. The Razorbacks are the winningest program in all of college baseball in that span.

MACHINE OF CONSISTENCY

- Since the start of the 2017 season, Arkansas is the winningest college baseball program in the entire country.

Team	Total Wins (2017 - '18 - '19 - '20 - '21 - '22 - '23 - '24)
Arkansas	333 (45 - 48 - 46 - 11 - 50 - 46 - 43 - 44)
Oregon State	323 (56 - 55 - 36 - 5 - 37 - 48 - 41 - 45)
Southern Miss	322 (50 - 44 - 40 - 12 - 40 - 47 - 46 - 43)
Tennessee	322 (27 - 29 - 40 - 15 - 50 - 57 - 44 - 60)
Florida	321 (52 - 49 - 34 - 16 - 38 - 42 - 54 - 36)
East Carolina	319 (32 - 44 - 47 - 13 - 44 - 46 - 47 - 46)
LSU	318 (52 - 39 - 40 - 12 - 38 - 40 - 54 - 43)
Vanderbilt	311 (36 - 35 - 59 - 13 - 49 - 39 - 42 - 38)
Dallas Baptist	306 (42 - 42 - 43 - 12 - 41 - 34 - 47 - 45)
Texas Tech	304 (45 - 45 - 46 - 16 - 39 - 39 - 41 - 33)

- Under Dave Van Horn, who is in his 23rd year as the Razorbacks' head coach, Arkansas has tallied seven 45-win seasons.

Season	Total Wins
2004	45
2012	46
2017	45
2018	48
2019	46
2021	50
2022	46

- Excluding the shortened 2020 season, the Razorbacks are the only SEC team, and one of only two teams in the country (also Southern Miss), to record 40-plus wins in each of the last seven full seasons.

Season	Overall Wins	SEC Wins
2017	45	18
2018	48	18
2019	46	20
2021	50	22
2022	46	18
2023	43	20
2024	44	20

HISTORIC HOGS

- Arkansas has won 18-plus SEC games in seven consecutive seasons.
- LSU is the only other team in SEC history to record at least seven consecutive seasons of 18-plus SEC victories (10 from 1996-2005).
- Arkansas has started 8-4 or better in SEC play for seven consecutive seasons. It is the best stretch of starting 8-4 or better in SEC play by a team since LSU did so in eight consecutive seasons from 1991-98.

THE BIG 2-0

- Arkansas has finished with 20 or more SEC victories in a season five times in program history, including four times under Dave Van Horn.

Year	SEC Record (Finish)
1999	22-8 (SEC overall champions)
2019	20-10 (SEC Western Division champions)
2021	22-8 (SEC overall champions)
2023	20-10 (SEC overall champions)
2024	20-10 (SEC Western Division champions)

- Arkansas reached the 20-win mark in SEC play in back-to-back seasons in 2023 and 2024 for the first time in program history.
- Arkansas, which has reached the 20-win mark in SEC play in four of the last five full seasons, is the first team since LSU between 1994-97 to post four 20-win SEC campaigns in five years.

GONE STREAKING

- Arkansas has recorded 10 winning streaks of 10 or more games since head coach Dave Van Horn took over at the helm of the program.

Winning Streak	Dates
16	March 7, 2020-March 13, 2021
15	Feb. 25-March 22, 2024
15	March 1-28, 2023
13	April 3-23, 2010
12	March 5-25, 2022
12	Feb. 11-March 8, 2005
11	March 26-April 12, 2024
10	May 16-June 5, 2021
10	March 4-21, 2012
10	Feb. 11-March 5, 2003

- The Razorbacks' 15-game winning streaks in 2023 and 2024 were their longest in-season winning streak of the Van Horn era.
- They were also the longest in-season winning streaks in program history since the Hogs won the first 18 games of the 1996 season.

MIDWEEK MAGIC

- Arkansas finished the 2024 season 12-0 in midweek games, posting an unbeaten midweek record for the first time since 2005.
- In 2024, the Razorbacks secured midweek wins against Grambling, UCA, Oral Roberts, Little Rock, Arkansas State and UAPB as well as three two-game midweek series sweeps over San Jose State, Texas Tech and Missouri State to finish with a perfect 12-0 midweek record.
- In 2005, Dave Van Horn's third season as head coach, Arkansas went 9-0 in midweek games, including two wins against Centenary, two wins against Missouri State, two wins against Northern Colorado, two wins against Oral Roberts and one win against Oklahoma State.
- Entering 2025, the Razorbacks have won 12 consecutive midweek matchups. Arkansas' most recent midweek loss came against Lipscomb (May 2, 2023) in the final midweek game of 2023.



HOME WINS, HOME WINS AND MORE HOME WINS

- In order of winning percentage, here are the Razorbacks' top records at home since Baum-Walker Stadium opened in 1996.

Year	Home Record	Winning Percentage
2018	34-4	.895
2024	34-5	.872
2023	32-6	.842
2019	33-7	.825
2004	31-7	.816
2022	28-7	.800

HOME SWEET BAUM-WALKER

- Arkansas went 34-5 inside the friendly confines of Baum-Walker Stadium during the 2024 season, powered by a program record-tying 27-game winning streak at home from Feb. 19-April 27.
- Excluding 2020, Arkansas has won 28 or more home games in seven straight seasons, including a program-best 34 wins in 2018 and 2024.

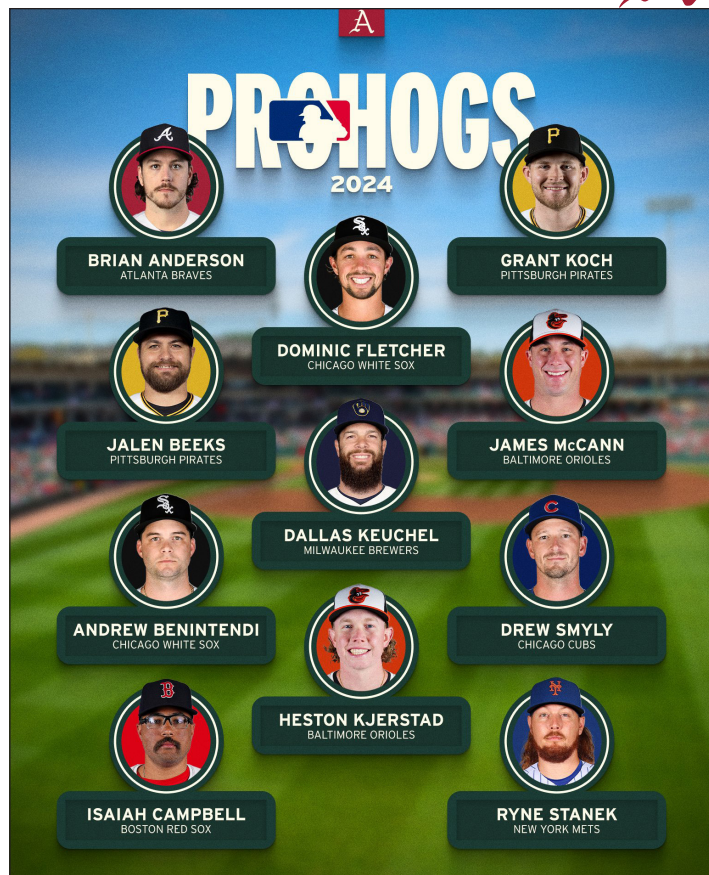
Year	Home Record	Overall Record (Postseason)
2017	29-8	45-19 (Regional)
2018	34-4	48-21 (College World Series)
2019	33-7	46-20 (College World Series)
2021	30-8	50-13 (Super Regional)
2022	28-7	46-21 (College World Series)
2023	32-6	43-18 (Regional)
2024	34-5	44-16 (Regional)

J.B. & JOHNELLE HUNT FAMILY BASEBALL DEVELOPMENT CENTER

- The J.B. & Johnelle Hunt Family Baseball Development Center is a 49,000-square foot baseball performance facility, providing student-athletes with an expanded locker room, team meeting room, strength & conditioning center, training room, nutrition center, pitching development center and an in-venue batting tunnel.
- The one-of-a-kind facility, which opened ahead of the 2022 campaign, sits in the right-field corner of Baum-Walker Stadium.
- It also includes a tunnel to connect the facility to the first-base dugout and postgame press conference room.



The \$27 million, 49,000-square foot **J.B. & Johnelle Hunt Family Baseball Development Center** is the only one of its kind in all of college baseball.



PROHOGS

- Eleven (11) former Hogs played in an MLB game in 2024:


Player	Team	Draft Year
Brian Anderson	Atlanta Braves	2014
Jalen Beeks	Pittsburgh Pirates	2014
Andrew Benintendi	Chicago White Sox	2015
Isaiah Campbell	Boston Red Sox	2019
Dominic Fletcher	Chicago White Sox	2019
Dallas Keuchel	Milwaukee Brewers	2009
Heston Kjerstad	Baltimore Orioles	2020
Grant Koch	Pittsburgh Pirates	2018
James McCann	Baltimore Orioles	2011
Drew Smyly	Chicago Cubs	2010
Ryne Stanek	New York Mets	2013

- Six (6) former Razorbacks have won a World Series championship:

Player	Team	Year
Dick Hughes	St. Louis Cardinals	1967
Eric Hinske (2x)	Boston Red Sox/New York Yankees	2007/2009
Dallas Keuchel	Houston Astros	2017
Andrew Benintendi	Boston Red Sox	2018
Drew Smyly	Atlanta Braves	2021
Ryne Stanek	Houston Astros	2022

MLB DRAFT FACTS

- Arkansas has had at least one player selected in each of the past 50 MLB drafts dating back to 1975.
- The Razorbacks have had double-digit players selected in a single draft on three occasions: 1985 (10), 2013 (11) and 2018 (11).
- Since 2018, no school in the country has had more overall draft selections than Arkansas (53).



Arkansas pitching coach **Matt Hobbs** has developed nine All-Americans, nine All-SEC honorees and 23 MLB draft picks since joining the program prior to the 2019 season.

HOBBS NAMED DIBASEBALL ASSISTANT COACH OF THE YEAR

- Arkansas pitching coach Matt Hobbs was named the DIBaseball Assistant Coach of the Year following the 2024 season.
- Hobbs, who enters his seventh season as pitching coach in 2025, guided his staff to a historic and record-breaking campaign in 2024.
- Arkansas ranked fifth nationally with a 3.87 ERA and a 3.11 strikeout-to-walk ratio and led the country with 12.1 strikeouts per nine innings, powered by a school-record 706 strikeouts.
- Since joining Arkansas as the pitching coach prior to the 2019 campaign, Hobbs has helped develop:
 - » 9 All-Americans
 - » 9 All-SEC honorees, including two SEC pitchers of the year
 - » 23 MLB draft selections, including 16 top 10 rounders
- Under Hobbs's tutelage, RHP Kevin Kopps emerged as the best player in the country in 2021, winning both the Golden Spikes Award and Dick Howser Trophy, and LHP Hagen Smith was the unanimous national pitcher of the year in 2024.
- With Hobbs' help, Smith solidified his status as one of the greatest pitchers in Razorback history, concluding his career as the program's all-time strikeout king and single-season strikeout leader, and departing as the highest-drafted pitcher in school history when he was selected fifth overall by the Chicago White Sox in the 2024.
- Since Hobbs joined the Razorback coaching staff, Arkansas has made two trips to the College World Series (2019, 2022), clinched a pair of overall SEC championships (2021, 2023) and captured four SEC Western Division titles (2019, 2021, 2023, 2024).
- Additionally, the Hogs won Collegiate Baseball's national recruiting championship for the first time in program history in 2023 as Arkansas' star-studded recruiting class was named the nation's best.



Arkansas, the winningest team in the nation since 2017 (333 overall wins), checked in at No. 5 in DIBaseball's biennial rankings of the top 100 programs in college baseball.

HOGS AT NO. 5 IN DIBASEBALL'S TOP 100 PROGRAMS RANKINGS

- Arkansas checked in at No. 5 in DIBaseball's biennial rankings of the top 100 programs in college baseball.
- DIBaseball's rankings place an emphasis on a tradition of consistent winning in the last decade, especially in the last five years, with the ultimate goal being to identify programs in the best shape currently with an eye towards the next five to 10 years.
- DIBaseball writers Aaron Fitt, Kendall Rogers, Mike Rooney, Joe Healy and Mark Etheridge made adjustments to the rankings based on evaluations of coaching staff quality and stability, facilities, scholarship/financial aid situation, conference dynamics, momentum, recruiting and player development proficiency.
- In its summary of the Arkansas program, DIBaseball writes:

The Razorbacks are still chasing the program's first national title, but it's safe to say they've still had a plethora of success over the past few seasons under the direction of long-time and legendary head coach Dave Van Horn. The Hogs recently went 44-16 overall, 20-10 in the SEC, and earned the No. 5 national seed before getting upset in the Fayetteville Regional. Before this past season, the Hogs had gone 43-18 overall (tied for the SEC regular season crown with Florida) in '23 with a No. 3 national seed and yet another Regional host while also going 46-21 overall in '22 with a trip to the College World Series. And in '21, the Hogs went a miraculous 50-13 overall with a 22-8 record in the SEC. That year, the Hogs were the top overall national seed before getting upset in the Fayetteville Super Regional by NC State. Yes, not winning a national title - yet - is a knock on the Hogs, but literally everything else is checked. The Hogs are a perennial power, they're insanely consistent in the toughest conference in college baseball, and the resources are plentiful in Fayetteville. Baum Stadium is exceptional, the player development facilities are the nation's best, and the program is well-positioned in the NIL era. The Hogs are in a fantastic spot moving forward. - Kendall Rogers/DIBaseball



BAUM-WALKER STADIUM RECORDS

13,472
SINGLE-GAME ATTENDANCE (2018)

10,376
SINGLE-SEASON AVERAGE (2022)

394,146
SINGLE-SEASON TICKETS (2024)

696
WINS AT BAUM-WALKER STADIUM

34,796
3-GAME SERIES ATTENDANCE (2022)

ARKANSAS YEAR-BY-YEAR RESULTS AT BAUM-WALKER STADIUM

1996 6-3 (.667)	1997 26-7 (.788)	1998 22-9 (.710)	1999 26-7 (.788)	2000 15-19 (.441)	2001 19-6 (.760)	2002 18-12 (.600)	2003 22-8 (.733)	2004 31-8 (.795)	2005 19-9 (.679)
2006 21-8 (.724)	2007 23-10 (.697)	2008 24-9 (.727)	2009 21-12 (.636)	2010 29-9 (.763)	2011 24-7 (.774)	2012 28-8 (.778)	2013 24-9 (.727)	2014 25-10 (.714)	2015 23-12 (.657)
2016 19-14 (.576)	2017 29-8 (.784)	2018 34-4 (.895)	2019 33-7 (.825)	2020 11-2 (.846)	2021 30-8 (.790)	2022 28-7 (.800)	2023 32-6 (.842)	2024 34-5 (.872)	2025 0-0 (---)

Top 20 All-Time Crowds (tickets sold/distributed)

1. USC	13,472	March 3, 2018
2. Mississippi State	12,589	April 25, 2015
3. South Alabama	12,006	March 7, 2020
4. LSU	11,827	April 8, 2017
5. Tennessee	11,787	April 26, 2019
6. Vanderbilt	11,772	May 13, 2022
7. Vanderbilt	11,761	May 14, 2022
8. Auburn	11,742	April 26, 2014
9. Ole Miss	11,736	April 30, 2022
10. LSU	11,714	May 10, 2019
11. Ole Miss	11,651	April 29, 2022
12. Tennessee	11,594	April 27, 2019
13. Mississippi State	11,548	April 1, 2022
14. Mississippi State	11,522	April 2, 2022
15. LSU	11,462	April 9, 2011
16. Arizona State	11,434	April 8, 2009
17. Mississippi State	11,415	April 3, 2022
18. Ole Miss	11,409	May 1, 2022
19. Ole Miss*	11,383	June 9, 2019
20. Ole Miss*	11,350	June 8, 2019

* - NCAA Super Regional
^ - NCAA Regional

Top 20 All-Time Crowds (actual)

1. Missouri State*	12,167	June 6, 2015
2. Missouri State*	11,869	June 5, 2015
3. South Carolina*	11,722	June 9, 2018
4. Missouri State*	11,694	June 7, 2015
5. South Carolina*	11,481	June 10, 2018
6. South Carolina*	11,217	June 11, 2018
7. LSU	11,103	April 9, 2011
8. Arizona State	11,014	April 8, 2009
9. Oral Roberts^	11,088	June 2, 2017
10. LSU	10,987	April 8, 2017
11. Mississippi State	10,837	April 25, 2015
12. Mississippi State	10,784	April 16, 2011
13. USC	10,732	March 3, 2018
14. LSU	10,581	May 5, 2007
15. Texas A&M	10,477	April 20, 2013
16. Missouri State^	10,369	June 3, 2017
17. Missouri State^	10,273	June 5, 2017
18. Central Michigan	10,219	Feb. 20, 2016
19. Auburn	10,217	April 26, 2014
20. Southern Miss^	10,213	June 2, 2018

* - NCAA Super Regional
^ - NCAA Regional

2024 NCAA ATTENDANCE LEADERS

Team	Total Home Attendance		Games
	Average	Total	
1. Arkansas	10,106	394,146	39
2. LSU	10,834	390,033	36
3. Mississippi State	10,903	370,711	34
4. Ole Miss	9,628	298,461	31
5. Texas	7,476	269,143	36
6. Texas A&M	6,431	257,258	40
7. Tennessee	5,339	234,921	44
8. South Carolina	7,045	232,501	33
9. Florida	6,100	195,199	32
10. Florida State	4,982	179,336	36
11. Clemson	4,660	177,094	38
12. East Carolina	4,865	170,277	35
13. Southern Miss	5,317	164,825	31
14. Virginia	4,197	159,483	38
15. Oklahoma State	4,828	144,850	30
16. Nebraska	5,221	135,734	26
17. Auburn	4,244	131,576	31
18. Kentucky	3,952	126,469	32
19. Vanderbilt	3,597	125,887	35
20. Hawaii	3,476	125,131	36



SERIES HISTORY

INSIDE THE SERIES (SINCE 1960): WASHINGTON STATE

Overall Series Record: 7-3
Record in Fayetteville, Ark.: 5-2
Record at Neutral Sites: 2-1

IN THE DVH ERA (2003-PRESENT): WASHINGTON STATE

Overall Series Record: 6-1
Record in Fayetteville, Ark.: 5-1
Record at Neutral Sites: 1-0

All-time meetings

Table with 4 columns: DATE, SITE, W/L, SCORE. Lists 10 meetings from 3/15/87 to 6/7/10.

BOX SCORE FROM PREVIOUS MEETING

2010 Washington State Baseball
#15 Arkansas at #23 Washington State
Jun 7, 2010 at Fayetteville, Ark. (Baum at George Cole)

Arkansas 7 (43-19)

Washington State 2 (37-22)

Player statistics for Arkansas including AB, R, H, RBI, BB, SO, PO, A, LOB.

Player statistics for Washington State including AB, R, H, RBI, BB, SO, PO, A, LOB.

Score by Innings table for Arkansas and Washington State.

E - D Bleeker(5); Tim Carver 2(14). DP - Razorbacks 3. LOB - Razorbacks 12; Cougars 5. 2B - Collin Kuhn(18); Zack Cox(12); Argyropoulos(15). 3B - Bo Bigham(1). HR - D Bleeker(1); Fanelli, M(7). HBP - Collin Kuhn. SH - Bo Bigham(5); Tim Carver(3). SF - Andy Wilkins(6). SB - Kuykendall(13).

Arkansas pitching statistics including IP, H, R, ER, BB, SO, AB, BF, NP.

Washington State pitching statistics including IP, H, R, ER, BB, SO, AB, BF, NP.

Win - TJ Forrest (8-0). Loss - Shewey, P (7-3). Save - None.
HBP - by Harvey, S (Collin Kuhn). Pitches/strikes: TJ Forrest 74/47; Drew Smyly 42/29; Brett Eibner 16/11; Shewey, P 55/31; Harvey, S 50/28; Ratigan, M 44/27; Lambert, C 13/7.
Umpires - HP: A.J. Lostaglio 1B: Dave Buck 2B: Scott Graham 3B: Mike Duffy
Start: 7:05 pm Time: 3:02 Attendance: 6774
Weather: 78, cloudy, SSE wind 7 mph
Game: BASE1059

HONORS & AWARDS

INF Wehiwa Aloy

Golden Spikes Award Preseason Watch List

RHP Landon Beidelschies

Perfect Game Preseason All-American (First Team)

Coaches Preseason All-SEC (Second Team)

Perfect Game Preseason All-SEC (First Team)

RHP Christian Foutch

NCBWA Preseason All-American (Third Team)

Coaches Preseason All-SEC (Second Team)

NCBWA Preseason Stopper of the Year Award Watch List

RHP Gabe Gaeckle

Consensus Preseason All-American

- Baseball America (Second Team)

- D1Baseball (Second Team)

- NCBWA (Second Team)

- Perfect Game (First Team)

Baseball America Preseason SEC Pitcher of the Year

Coaches Preseason All-SEC (First Team)

Perfect Game Preseason All-SEC (First Team)

Golden Spikes Award Preseason Watch List

LHP Zach Root

D1Baseball Preseason All-American (Third Team)

NCBWA Perfect Game Preseason All-American (Third Team)

Perfect Game Preseason All-American (Second Team)

Perfect Game Preseason All-SEC (Second Team)



Left-hander **Zach Root** collected three preseason All-American honors, including second-team recognition from Perfect Game and third-team praise from D1Baseball and NCBWA. The ECU transfer went 6-2 with a 3.56 ERA and 76 strikeouts in 68.1 innings across 13 appearances, including 12 starts, on the mound during his sophomore campaign in 2024.



STANDINGS

Table with 14 columns: Team, SEC, Pct., GB, All, Pct., Home, Away, Neutral, Div., Top 25, Top 10, L10, Streak. Rows include Alabama, Arkansas (0-0), Auburn, Florida, Georgia, Kentucky, LSU, Ole Miss, Mississippi State, Missouri, Oklahoma, South Carolina, Tennessee, Texas, Texas A&M, and Vanderbilt.

SCHEDULE/RESULTS

Friday, Feb. 14

#4 Georgia vs. Quinnipiac (Wilmington, N.C.) - 12 p.m.
Purdue Fort Wayne at #2 LSU - 3 p.m. [SECN+]
Washington State at #4 Arkansas - 4 p.m. [SECN+]
#20 Kentucky at Lipscomb - 4 p.m. [ESPN+]
Ole Miss vs. #12 Arizona - 4 p.m. [FloCollege]
(Missouri vs. Penn State - 4 p.m. [ESPN+]
(Puerto Rico Challenge - Caguas, Puerto Rico)
Sacred Heart at South Carolina - 4 p.m. [SECN+]
Hofstra at #2 Tennessee - 4:30 p.m. [SECN+]
Bradley at Alabama - 5 p.m. [SECN+]
Manhattan at #18 Mississippi State - 5 p.m. [SECN+]
Lehigh at #20 Oklahoma - 5 p.m. [SECN+]
Air Force at #7 Florida - 6:30 p.m. [SECN+]
Holy Cross at #22 Auburn - 7 p.m. [SECN+]
Elon at #1 Texas A&M - 7 p.m. [SECN+]
#7 Texas vs. Louisville - 8 p.m. [FloCollege]
(Shriners Children's College Showdown - Arlington, Texas)
#14 Vanderbilt at Grand Canyon - 8 p.m. [MLB Network]

Saturday, Feb. 15

#4 Georgia vs. Quinnipiac (Wilmington, N.C.) - 12 p.m.
#20 Kentucky at Lipscomb - 1 p.m. [ESPN+]
Bradley at Alabama - 2 p.m. [SECN+]
Purdue Fort Wayne at #2 LSU - 2 p.m. [SECN+]
Sacred Heart at South Carolina - 2 p.m. [SECN+]
Elon at #1 Texas A&M - 3 p.m. [SECN+]
Washington State at #4 Arkansas - 3 p.m. [SECN+]
Manhattan at #18 Mississippi State - 3 p.m. [SECN+]
Lehigh at #20 Oklahoma - 3 p.m. [SECN+]
Air Force at #7 Florida - 4 p.m. [SECN+]
#4 Georgia at UNC Wilmington - 4 p.m.
Missouri vs. Connecticut - 4 p.m. [ESPN+]
(Puerto Rico Challenge - Caguas, Puerto Rico)

Hofstra at #2 Tennessee - 4 p.m. [SECN+]
Holy Cross at #22 Auburn - 7 p.m. [SECN+]
Ole Miss vs. #7 Texas - 8 p.m. [FloCollege]
(Shriners Children's College Showdown - Arlington, Texas)
#14 Vanderbilt vs. #24 Nebraska - 8 p.m. [MLB Network]
(MLB Desert Invitational - Phoenix, Ariz.)

Sunday, Feb. 16

Air Force at #7 Florida - 12 p.m. [SECN+]
Lehigh at #20 Oklahoma - 12 p.m. [SECN+]
Sacred Heart at South Carolina - 12 p.m. [SECN+]
Hofstra at #2 Tennessee - 12 p.m. [SECN+]
Missouri vs. Stetson - 1 p.m. [ESPN+]
(Puerto Rico Challenge - Caguas, Puerto Rico)
Bradley at Alabama - 2 p.m. [SECN+]
Washington State at #4 Arkansas - 2 p.m. [SECN+]
Holy Cross at #22 Auburn - 2 p.m. [SECN+]
#20 Kentucky at Lipscomb - 2 p.m. [ESPN+]
Purdue Fort Wayne at #2 LSU - 2 p.m. [SECN+]
Manhattan at #18 Mississippi State - 2 p.m. [SECN+]
Elon at #1 Texas A&M - 2 p.m. [SECN+]
#14 Vanderbilt vs. UC Irvine - 2 p.m. [MLB Network]
(MLB Desert Invitational - Phoenix, Ariz.)
#4 Georgia at UNC Wilmington - 3 p.m.
Ole Miss vs. #8 Clemson - 3:30 p.m. [FloCollege]
(Shriners Children's College Showdown - Arlington, Texas)
#7 Texas vs. #13 Oklahoma State - 7:30 p.m. [FloCollege]
(Shriners Children's College Showdown - Arlington, Texas)

Monday, Feb. 17

Washington State at #4 Arkansas - 1 p.m. [SECN+]

All times Eastern; Rankings reflect highest among major polls



WEEK 1 **SOUTHEASTERN CONFERENCE** **AS OF FEB. 4**

ACTIVE CAREER LEADERS

Games Played

1.	Jack Bulger, Vanderbilt	180
2.	Kennedy Jones*, South Carolina	175
3.	Hunter Hines, Mississippi State	171
4.	Michael Braswell III, LSU	169
5.	Garrett Staton*, Alabama	167
6.	Isaac Humphrey*, Ole Miss	166
	Josh Pearson, LSU	166
8.	Rocco Peppi*, Arkansas	165
9.	Hayden Schott*, Texas A&M	163
10.	Wyatt Henseler*, Texas A&M	161

Runs Scored

1.	Wyatt Henseler*, Texas A&M	1
81		
2.	Garrett Staton*, Alabama	152
3.	Matt Bergevin*, Texas A&M	148
4.	Robbie Burnett*, Georgia	144
5.	Kennedy Jones*, South Carolina	143
6.	Cole Hage*, Kentucky	137
	Jace LaViolette, Texas A&M	137
8.	Hunter Hines, Mississippi State	136
9.	Daniel Dickinson*, LSU	134
	Hayden Schott*, Texas A&M	134
--		
	Rocco Peppi*, Arkansas	120

Hits

1.	Kennedy Jones*, South Carolina	236
2.	Wyatt Henseler*, Texas A&M	232
3.	Hayden Schott*, Texas A&M	213
4.	Rocco Peppi*, Arkansas	195
5.	Hunter Hines, Mississippi State	187
6.	Garrett Staton*, Alabama	182
	Luis Hernandez*, LSU	182
8.	Matt Bergevin*, Texas A&M	178
9.	Robbie Burnett*, Georgia	175
10.	Daniel Dickinson*, LSU	172

Doubles

1.	Wyatt Henseler*, Texas A&M	50
2.	Hayden Schott*, Texas A&M	49
3.	Matt Bergevin*, Texas A&M	42
4.	Rocco Peppi*, Arkansas	41
5.	Kennedy Jones*, South Carolina	40
6.	Garrett Staton*, Alabama	39
7.	Jonathan Vastine, Vanderbilt	38
8.	Luis Hernandez*, LSU	37
9.	Devin Burkes, Kentucky	36
10.	Ike Irish, Auburn	35

RBI

1.	Wyatt Henseler*, Texas A&M	189
2.	Hunter Hines, Mississippi State	169
3.	Kennedy Jones*, South Carolina	164
4.	Hayden Schott*, Texas A&M	149
5.	Matt Bergevin*, Texas A&M	147
6.	Jace LaViolette, Texas A&M	141
7.	Gavin Kash*, Texas A&M	135
8.	Mitchell Sanford*, Ole Miss	128
9.	Cooper McMurray*, Auburn	124
10.	Garrett Staton*, Alabama	123
--		
	Rocco Peppi*, Arkansas	119

HBP

1.	Rocco Peppi*, Arkansas	51
2.	Wyatt Henseler*, Texas A&M	45
3.	Cade Kurland, Florida	39
	Cole Hage*, Kentucky	39
5.	Noah Sullivan*, Mississippi State	38
6.	Garrett Staton*, Alabama	35
7.	Devin Burkes, Kentucky	34
	Michael Anderson*, Arkansas	34
9.	Ethan Petry, South Carolina	32
	Josh Pearson, LSU	32

Wins

1.	Chase Hungate*, Mississippi State	16
	Will McEntire, Arkansas	16
3.	Noah Sullivan*, Mississippi State	15
	Ruger Riojas*, Texas	15
5.	Jacob Mayers*, LSU	14
6.	Zac Cowan*, LSU	13
7.	Grant Stevens*, Oklahoma	12
8.	Kolten Smith, Georgia	11
	Matthew Becker, South Carolina	11
	Nate Snead*, Tennessee	11
	Jared Spencer*, Texas	11
--		
	Zach Root*, Arkansas	9

Appearances

1.	Chase Hungate*, Mississippi State	68
2.	Brad Rudis, Texas A&M	67
3.	Will McEntire, Arkansas	65
4.	Jackson Nove, Kentucky	61
5.	John Armstrong, Auburn	60
	Matthew Becker, South Carolina	60
7.	Jared Spencer*, Texas	59
8.	Robert Hogan, Kentucky	57
9.	Samuel Dutton, Auburn	53
	Nate Snead*, Tennessee	53
	Cade Fisher, Auburn	53
	Carson Myers*, Auburn	53

Saves

1.	Alton Davis II, Georgia	12
2.	Carson Ozmer*, Alabama	10
3.	Simon Gregersen*, Kentucky	9
	Nate Snead*, Tennessee	9
	Jared Spencer*, Texas	9
	Cole Hentschel*, Kentucky	9
7.	Landon Beidelschies*, Arkansas	7
	Chandler Dorsey*, LSU	7
	Ruger Riojas*, Texas	7
	Gage Wood*, Arkansas	7
	Will McEntire, Arkansas	7
	Gavin Guidry, LSU	7

Innings Pitched

1.	Nic McCay*, Kentucky	219.1
2.	Will McEntire, Arkansas	197.2
3.	Grant Stevens*, Oklahoma	186.1
4.	Ryan Prager, Texas A&M	157.0
5.	Zac Cowan*, LSU	155.1
6.	Karson Ligon*, Mississippi State	149.2
7.	Jacob Mayers*, LSU	146.1
8.	Matthew Becker, South Carolina	146.0
9.	Chase Hungate*, Mississippi State	141.0
10.	Justin Lamkin, Texas A&M	125.0
--		
	Zach Root*, Arkansas	122.0
	Landon Beidelschies*, Arkansas	115.0

Strikeouts

1.	Nic McCay*, Kentucky	247
2.	Jacob Mayers*, LSU	211
3.	Will McEntire, Arkansas	204
4.	Matthew Becker, South Carolina	199
5.	Zac Cowan*, LSU	178
6.	Ryan Prager, Texas A&M	177
7.	Justin Lamkin, Texas A&M	162
8.	Grant Stevens*, Oklahoma	156
9.	Jared Spencer*, Texas	149
10.	Liam Doyle*, Tennessee	141
--		
	Landon Beidelschies*, Arkansas	136
	Zach Root*, Arkansas	130

* - Indicates stats from a previous non-SEC school are included

A ||| QUICK FACTS

GENERAL INFORMATION

Location.....	Fayetteville, Ark.
Founded.....	1871
Enrollment.....	33,600
Nickname.....	Razorbacks
School Colors.....	Cardinal (PMS 201) and White
Conference.....	Southeastern (SEC)
System President.....	Dr. Donald R. Bobbitt (Arkansas, 1980)
Chancellor.....	Dr. Charles Robinson (Houston, 1987)
Athletics Director.....	Hunter Yurachek (Guilford, 1990)
Faculty Athletic Rep.....	Paul Adams (LSU, 1992)
Athletics Website.....	ArkansasRazorbacks.com
Athletic Department Phone.....	(479) 575-6533
Ticket Office Phone.....	(479) 575-5151

BAUM-WALKER STADIUM

Home Facility.....	Baum-Walker Stadium at George Cole Field
Capacity.....	11,121 (8,237 Chairbacks)
Largest Crowd (actual).....	12,167 vs. Missouri State (June 6, 2015)
Stadium Opening.....	April 13, 1996
Dedication.....	May 3, 1996
Field Dimensions.....	LL - 320, LC - 375, CF - 400, RC - 365, RL - 312
Surface.....	Grass

COACHES & SUPPORT STAFF

Head Coach.....	Dave Van Horn (Arkansas, 1988)
Record at Arkansas.....	883-457 (22 seasons, .659)
Overall Division I Record.....	1,203-613 (30 seasons, .662)
Overall as a Head Coach.....	1,468-697 (36 seasons, .678)
DI Postseason Appearances (Total/at Arkansas).....	24/20
College World Series Appearances (Total/at Arkansas).....	9/7
(Neb: 2001, 2002; Ark: 2004, 2009, 2012, 2015, 2018, 2019, 2022)	
Assistant Coach/Recruiting Coordinator.....	Nate Thompson (Dallas Baptist, 2006)
Assistant Coach.....	Matt Hobbs (Missouri, 2002)
Assistant Coach.....	Bobby Wernes (Arkansas, 2018)
Student Assistant Coach.....	Hudson Polk (Arkansas, 2024)
Director of Operations.....	Clay Goodwin (Arkansas, 2005)
Director of Strength & Conditioning.....	Hunter Bell (Arkansas-Monticello, 2018)
Director of Pitching Development.....	Zach Barr (Arkansas, 2017)
Director of Baseball Analytics.....	DJ Baxendale (Arkansas, 2019)
Athletic Trainer.....	Corey Wood (East Carolina, 2008)
Equipment Manager.....	Mark Taylor (Ouachita Baptist, 1988)
Strength & Conditioning Assistant.....	MJ Munoz (Aurora, 2022)
Strength & Conditioning Intern.....	Alden Arrington
Graduate Manager.....	John McElroy, Matthew Schluterman
Student Managers.....	Anthony Sanchez, Crew Tidwell, Trip Wright
Bulpen Catchers.....	Ryan Cleinmark, Hayden Schnitker
Sports Information Director.....	Oliver Grigg (Tulane, 2017)
Academics Director.....	Jonathan Burgess (Central Arkansas, 2015)
Sports Nutritionist.....	Ben Tarnowski (North Dakota, 2021)
Sport Administrator.....	Kevin Trainor (Arkansas, 1994)
Administrative Assistant.....	Kelly Moore (Arkansas, 2004)

HISTORY

First Year of Arkansas Baseball.....	1897
Years of Varsity Baseball at Arkansas.....	103
(1897, 1901-03, 05, 08-16, 19-20, 22-29, 47-2025)	
All-Time Program Record.....	2,436-1,476-6 (.623)
All-Time Conference Record/Years.....	SEC: 497-433 (.534)/32
SWC: 249-190 (.567)/23	
Combined: 746-623 (.545)/55	
Conference Titles/Years.....	SEC Overall: 4/1999, 2004, 2021, 2023
SEC Western Division: 9/1999, 2004, 2007, 2011, 2018, 2019, 2021, 2023, 2024	
SWC: 2/1989, 1990	
Conference Tournament Record/Years.....	SEC: 40-47 (.460)/28
SWC: 18-25 (.419)/14	
Combined: 58-72 (.446)/42	
Conference Tournament Titles/Years.....	SEC: 1/2021
SWC: 1/1985	
NCAA Postseason Appearances.....	35
(1973, 79-80, 83, 85-90, 95-96, 98-99, 2002-15, 2017-19, 2021-24)	
NCAA Postseason Record.....	103-79 (.566)
College World Series Appearances.....	11
(1979, 1985, 1987, 1989, 2004, 2009, 2012, 2015, 2018, 2019, 2022)	
College World Series Record.....	18-22 (.450)
NCAA Super Regional Appearances.....	10
(2002, 2004, 2009, 2010, 2012, 2015, 2018, 2019, 2021, 2022)	
NCAA Super Regional Record.....	16-10 (.615)
NCAA Regional Appearances.....	34
NCAA Regional Record.....	69-47 (.595)
Overall NCAA Regional Hosts.....	11 (1999, 2004, 2006-07, 2010, 2017-19, 2021, 2023-24)
Best NCAA Finish.....	1979 and 2018 National Runner-Up

TEAM INFORMATION

2024 Overall Record.....	44-16
Home.....	34-5
Away.....	7-8
Neutral.....	3-3
SEC Record.....	20-10
SEC Finish.....	1st West
SEC Tournament.....	T-7th
Postseason.....	NCAA Regional
Lettermen Returning/Lost.....	15/17
Position Starters (including DH) Returning/Lost.....	3/6
Pitchers Returning/Lost.....	10/6
Newcomers/Redshirts.....	26/1

TOP RETURNING POSITION PLAYERS

Wehiwa Aloy.....	INF	Jr.	.270/.355/.485, 45 R, 9 2B, 14 HR, 56 RBI, 7 SB
Kendall Diggs.....	OF	Sr.	.229/.346/.395, 35 R, 11 2B, 1 3B, 7 HR, 34 RBI, 4 SB
Ryder Helfrick.....	C	So.	.179/.320/.321, 18 R, 3 2B, 3 HR, 8 RBI, 1 SB
Nolan Souza.....	INF	So.	.255/.366/.509, 21 R, 7 2B, 7 HR, 28 RBI, 3 SB

TOP RETURNING PITCHERS

Colin Fisher.....	LHP	So.	6-1, 2.67 ERA, 27.0 IP, 27 SO, 1.30 WHIP
Christian Foutch.....	RHP	Jr.	1-0, 0.81 ERA, 22.1 IP, 20 SO, 1 SV, 1.43 WHIP
Gabe Gaekle.....	RHP	So.	3-3, 2.32 ERA, 42.2 IP, 57 SO, 7 SV, 1.10 WHIP
Will McEntire.....	RHP	R-Sr.	5-0, 4.83 ERA, 54.0 IP, 65 SO, 4 SV, 1.37 WHIP
Gage Wood.....	RHP	Jr.	3-2, 4.46 ERA, 40.1 IP, 56 SO, 2 SV, 1.36 WHIP

TOP NEWCOMERS

Kuhio Aloy.....	INF/OF	So.	Wailuku, Hawai'i (BYU)
Landon Beidelschies.....	LHP	Jr.	Canfield, Ohio (Ohio State)
Brenton Clark.....	OF	Fr.	Texarkana, Texas (Pleasant Grove HS)
Charles Davalan.....	OF	Jr.	Montreal, Quebec, Canada (FGCU)
Cole Gibling.....	LHP	Fr.	Blue Springs, Mo. (Blue Springs HS)
Brent Iredale.....	INF	Jr.	Sydney, New South Wales, Australia (New Mexico JC)
Aiden Jimenez.....	RHP	R-So.	Elk Grove, Calif. (Oregon State)
Cam Kozeal.....	INF	So.	Omaha, Neb. (Vanderbilt)
Logan Maxwell.....	OF	Sr.	Lima, Ohio (TCU)
Rocco Peppi.....	INF/OF	R-Sr.	Huntington Beach, Calif. (Fresno State)
Zach Root.....	LHP	Jr.	Fort Myers, Fla. (East Carolina)
Justin Thomas Jr.....	OF	Jr.	Savannah, Ga. (Florida SouthWestern State)
Carson Wiggins.....	RHP	Fr.	Roland, Okla. (Roland HS)



Arkansas right-hander **Gabe Gaekle** enters 2025 as a consensus preseason All-American and as Baseball America's preseason SEC Pitcher of the Year after his historic freshman campaign.



Baseball America

Preseason

1. Texas A&M
2. LSU
3. Tennessee
4. **Arkansas**
5. Virginia
6. Florida State
7. Florida
8. Clemson
9. Oregon State
10. Duke
11. Georgia
12. North Carolina
13. Oklahoma State
14. Texas
15. Vanderbilt
16. NC State
17. Wake Forest
18. Mississippi State
19. Oregon
20. Kentucky
21. Dallas Baptist
22. Arizona
23. UC Santa Barbara
24. UC Irvine
25. Indiana

D1Baseball

Preseason

1. Texas A&M
2. Virginia
3. LSU
4. Tennessee
5. **Arkansas**
6. North Carolina
7. Oregon State
8. Georgia
9. Florida State
10. Florida
11. Duke
12. Oregon
13. NC State
14. Wake Forest
15. Clemson
16. Vanderbilt
17. Oklahoma State
18. Mississippi State
19. Texas
20. Dallas Baptist
21. Arizona
22. UC Santa Barbara
23. TCU
24. Nebraska
25. Troy

Perfect Game

Preseason

1. Texas A&M
2. LSU
3. Virginia
4. Georgia
5. Tennessee
6. Florida State
7. Texas
8. Clemson
9. Duke
10. Oregon State
11. Florida
12. Arizona
13. **Arkansas**
14. Oregon
15. Vanderbilt
16. Wake Forest
17. Dallas Baptist
18. TCU
19. North Carolina
20. Oklahoma
21. West Virginia
22. Auburn
23. Coastal Carolina
24. UC Santa Barbara
25. Oklahoma State

USA Today Coaches

Preseason

1. Texas A&M
2. Tennessee
3. LSU
4. Virginia
5. **Arkansas**
6. Florida State
7. Oregon State
8. North Carolina
9. Georgia
10. Florida
11. Clemson
12. Duke
13. Texas
14. Oregon
15. Wake Forest
16. NC State
17. Oklahoma State
18. Vanderbilt
19. Mississippi State
20. Arizona
21. Dallas Baptist
22. UC Santa Barbara
23. TCU
24. Kentucky
25. Oklahoma / Troy

NCBWA

Preseason

1. Texas A&M
2. Tennessee
3. Virginia
4. LSU
5. **Arkansas**
6. Florida State
7. Oregon State
8. North Carolina
9. Clemson
10. Florida
11. Duke
12. Oregon
13. Georgia
14. Vanderbilt
15. NC State
15. Wake Forest
17. Texas
18. Oklahoma State
19. Mississippi State
20. Dallas Baptist
21. Arizona
22. UC Santa Barbara
23. TCU
24. Nebraska
25. Indiana

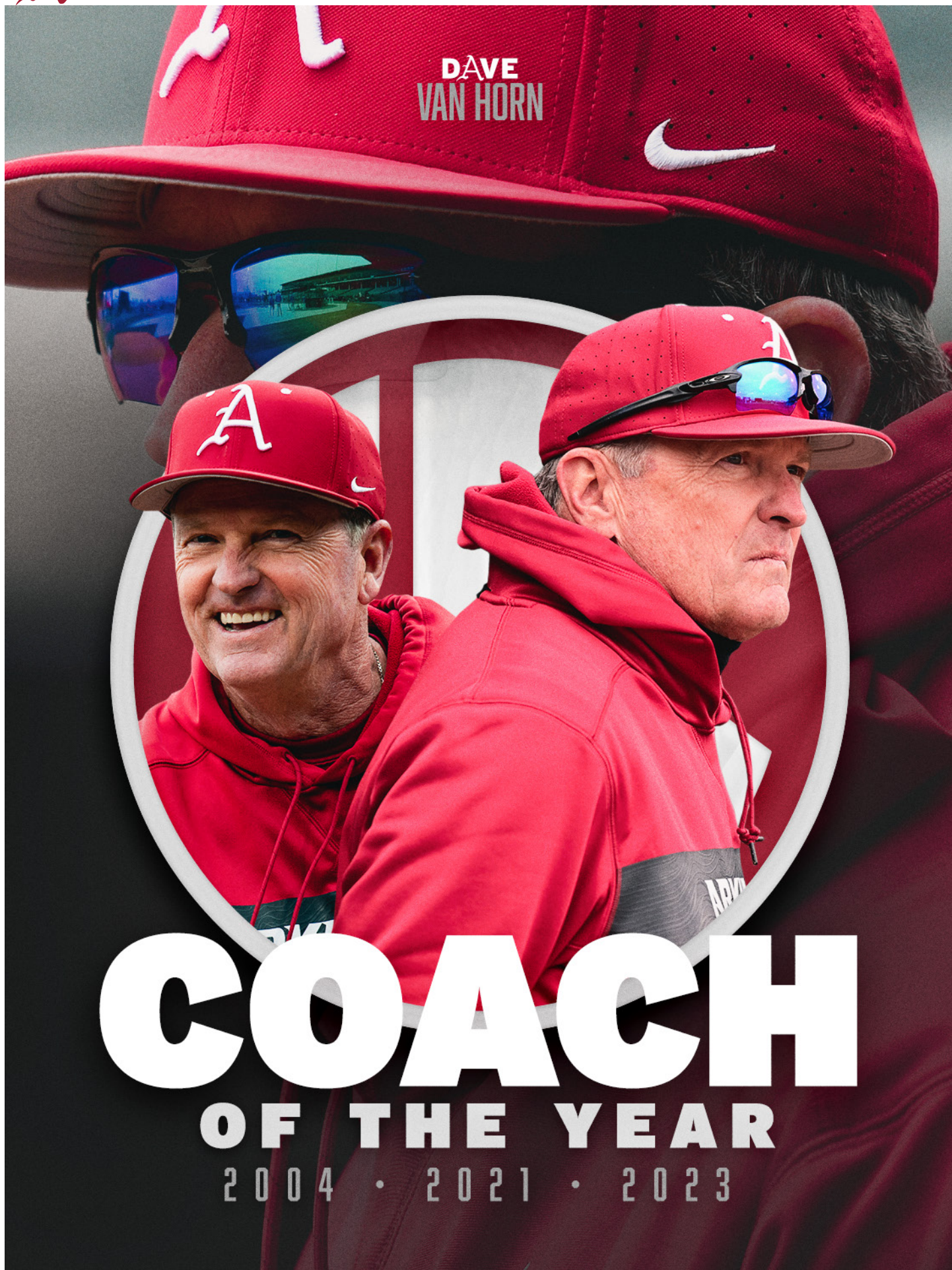
ARKANSAS IN THE POLLS

	BA	D1Baseball	Perfect Game	USA Today	NCBWA
Preseason	4	5	13	5	5
Feb. 17					
Feb. 24					
Mar. 3					
Mar. 10					
Mar. 17					
Mar. 24					
Mar. 31					
April 7					
April 14					
April 21					
April 28					
May 5					
May 12					
May 19					
May 26					
June 3					
Final	--	--	--	--	--

BA - Baseball America
 D1 - D1Baseball
 PG - Perfect Game
 USA Today - USA Today Coaches Poll
 NCBWA - National Collegiate Baseball Writers Association
 (#) - Week



||| HEAD COACH DAVE VAN HORN



DAVE
VAN HORN

COACH

OF THE YEAR

2004 • 2021 • 2023



PERSONAL

Born: Sept. 17, 1960
 Hometown: Kansas City, Mo.
 Alma Mater: Arkansas (1988)
 Masters of Science: East Texas State (1992)
 Wife: Karen
 Children: Hollan, Mariel
 Named Head Coach at Arkansas: June 21, 2002

PLAYING HISTORY

1982-84 Atlanta Braves Organization
 1982 Arkansas
 1980-81 McLennan Community College

MLB DRAFT HISTORY

1982 MLB Draft: 10th Round (Atlanta Braves)
 1981 MLB Draft: 10th Round (Chicago White Sox)

COACHING HONORS

2023 SEC Coach of the Year
 2021 SEC Coach of the Year
 2004 SEC Coach of the Year
 2001 Baseball America National Coach of the Year
 2001 BIG 12 Coach of the Year
 2001 ABCA Midwest Region Coach of the Year
 2000 ABCA Midwest Region Coach of the Year
 1997 Southland Coach of the Year
 1995 Southland Coach of the Year
 1994 NCAA Division II Coach of the Year
 1994 ABCA Central Region Coach of the Year

HALL OF FAME

2024 University of Arkansas Sports Hall of Honor
 2019 Arkansas Sports Hall of Fame
 2013 Winnetonka High School Hall of Fame
 2012 Ban Johnson League Hall of Fame
 2001 Central Missouri State Hall of Fame

VAN HORN'S CAREER NUMBERS

Year	School	Record	Pct.	Conf.	Place	Conf. Tourn.	NCAA
1989	Texarkana CC	39-18	.684	N/A	N/A	N/A	--
1990	Texarkana CC	44-14	.759	N/A	N/A	N/A	--
1991	Texarkana CC	45-12	.789	N/A	N/A	N/A	--
1992	Texarkana CC	48-10	.827	N/A	1st	N/A	--
1993	Texarkana CC	38-18	.678	N/A	N/A	N/A	--
	Total	214-72	.748	--	--	--	--
1994	Central Missouri St.	51-11	.823	15-1	1st (Div.)	1st (4-1)	NCAA DII Champs
	Total	51-11	.823	15-1	--	1 (4-1)	--
1995	Northwestern St.	37-15	.711	19-5	1st	DNP (0-2)	--
1996	Northwestern St.	34-27	.557	14-16	2nd (Div.)	2nd (3-2)	--
1997	Northwestern St.	35-23	.603	19-9	1st	DNP (0-2)	--
	Total	106-65	.620	52-30	--	3 (3-6)	--
1998	Nebraska	24-20	.545	10-13	7th	DNQ	DNQ
1999	Nebraska	42-18	.700	16-9	5th	1st (4-0)	NCAA (1-2)
2000	Nebraska	51-17	.750	21-9	2nd	1st (5-1)	NCAA (4-2)
2001	Nebraska	50-16	.758	20-8	1st	1st (4-0)	CWS (5-2)
2002	Nebraska	47-21	.691	16-11	2nd	2nd (3-1)	CWS (5-3)
	Total	214-92	.699	67-39	--	4 (16-2)	4 (15-9)
2003	Arkansas	35-22	.612	14-16	6th West	T-7th (0-2)	NCAA (1-2)
2004	Arkansas	45-24	.652	19-11	T-1st Overall	4th (2-2)	CWS (6-3)
2005	Arkansas	39-22	.636	13-17	T-5th West	T-7th (0-2)	NCAA (2-2)
2006	Arkansas	39-21	.650	18-12	2nd West	T-7th (0-2)	NCAA (1-2)
2007	Arkansas	43-21	.672	18-12	1st West	2nd (3-1)	NCAA (2-2)
2008	Arkansas	34-24	.586	14-15	4th West	DNQ	NCAA (0-2)
2009	Arkansas	41-24	.631	14-15	4th West	4th (2-2)	CWS (7-2)
2010	Arkansas	43-21	.672	18-12	2nd West	T-7th (0-2)	NCAA (3-3)
2011	Arkansas	40-22	.645	15-15	1st West	T-3rd (2-2)	NCAA (2-2)
2012	Arkansas	46-22	.676	16-14	T-2nd West	T-9th (0-2)	CWS (7-3)
2013	Arkansas	39-22	.639	18-11	2nd West	T-3rd (2-1)	NCAA (2-2)
2014	Arkansas	40-25	.615	16-14	4th West	T-3rd (3-2)	NCAA (2-2)
2015	Arkansas	40-25	.615	17-12	3rd West	T-5th (2-2)	CWS (5-3)
2016	Arkansas	26-29	.473	7-23	7th West	DNQ	DNQ
2017	Arkansas	45-19	.703	18-11	2nd West	2nd (3-2)	NCAA (3-2)
2018	Arkansas	48-21	.696	18-12	T-1st West	T-3rd (2-1)	CWS Runner-Up (9-3)
2019	Arkansas	46-20	.697	20-10	T-1st West	T-5th (1-2)	CWS (5-3)
2020	Arkansas	11-5	.688	0-0	--	--	--
2021	Arkansas	50-13	.794	22-8	1st Overall	1st (4-0)	NCAA (4-3)
2022	Arkansas	46-21	.687	18-12	2nd West	T-7th (0-2)	CWS (8-3)
2023	Arkansas	43-18	.705	20-10	T-1st Overall	T-3rd (2-1)	NCAA (2-2)
2024	Arkansas	44-16	.733	20-10	1st West	T-7th (0-2)	NCAA (1-2)
	Total	883-457	.659	353-272	--	19 (28-32)	20 (72-48)
	Career Totals	1,468-697	.678	487-342	--	51-41 (.554)	87-57 (.604)

Dave Van Horn, the three-time SEC Coach of the Year, has elevated Arkansas into one of the nation's premier college baseball programs ever since returning to his alma mater to take over for legendary head baseball coach Norm DeBriyn.

In his 23rd season as head coach in 2024, Van Horn, the second-winningest coach in Arkansas baseball history, has led the Razorbacks to seven College World Series appearances, including a runner-up finish (2018) and four top five finishes (2009, 2012, 2018, 2022), 20 NCAA Tournament berths, three SEC overall titles, eight SEC Western Division championships, one SEC Tournament title and 883 overall wins, including 353 SEC victories.

Van Horn, whose 1,468 career wins are the most among all active Division I head coaches, is one of only five head coaches in college baseball history with 300 or more SEC wins in their career. Year in and year out, Van Horn, the 23rd coach in NCAA history to win 1,200 games at the Division I level, has produced nationally competitive teams and developed elite-level student-athletes on and off the field, including two Golden Spikes Award and Dick Howser Trophy winners in outfielder Andrew Benintendi (2015) and pitcher Kevin Kopps (2021), as well as countless All-Americans, all-SEC performers and professional baseball players.

Under Van Horn's guidance, the Razorbacks boast 35 All-America honorees, 52 All-SEC selections and 144 Major League Baseball draft picks – and counting.

HOGS VS. 2025 OPPONENTS UNDER DVH

	W-L	Home	Away	Neutral
Arkansas State	4-0	4-0	0-0	0-0
Charlotte	2-2	1-0	0-1	1-1
Florida	31-24	15-6	10-14	6-4
Georgia	24-20	14-7	9-11	1-2
Grambling	11-0	10-0	0-0	1-0
Kansas State	4-3	3-1	0-2	1-0
Little Rock	5-2	5-2	0-0	0-0
LSU	30-44	17-16	11-19	2-9
Michigan	1-0	0-0	0-0	1-0
Missouri	17-4	10-2	7-2	0-0
Missouri State	21-11	13-8	8-3	0-0
Ole Miss	37-43	17-19	13-17	7-7
Oral Roberts	17-6	11-3	5-3	1-0
Portland	0-0	0-0	0-0	0-0
South Carolina	32-23	14-10	14-10	4-4
Texas	8-5	2-0	2-3	4-2
Texas A&M	23-17	13-5	8-11	2-1
TCU	4-3	2-2	0-0	2-1
Tennessee	30-14	15-5	12-8	3-1
UAPB	6-0	5-0	0-0	6-0
UCA	5-0	3-0	0-0	1-0
ULM	6-1	5-1	0-0	1-0
Vanderbilt	22-26	13-10	8-12	1-4
Washington State	6-1	5-1	0-0	1-0

A ||| THE ARKANSAS RAZORBACKS



1
ROCCO PEPPi
R-Sr. • 5-10 • 195 • R/R
INF/OF • Huntington Beach, Calif.




3
NOLAN SOUZA
So. • 6-3 • 215 • L/R
INF • Honolulu, Hawai'i




4
JUSTIN THOMAS JR.
Jr. • 5-11 • 195 • R/R
OF • Savannah, Ga.



5
KENDALL DIGGS
Sr. • 6-0 • 210 • L/R
OF • Olathe, Kan.




6
GABE FRASER
Fr. • 6-2 • 190 • L/R
INF • Huntington Beach, Calif.



8
CAM KOZEAL
So. • 5-10 • 200 • L/R
INF • Omaha, Neb.



9
WEHIWA ALOY
Jr. • 6-2 • 200 • R/R
INF • Wailuku, Hawai'i



10
BRENT IREDALE
Jr. • 6-3 • 200 • R/R
INF • Sydney, Australia



12
ELLIOTT PETERSON
Jr. • 6-0 • 190 • R/R
C • Omaha, Neb.



13
STEELE EAVES
Fr. • 6-0 • 210 • R/R
RHP • Lonoke, Ark.



14
GAGE WOOD
Jr. • 6-0 • 205 • R/R
RHP • Batesville, Ark.



16
AIDEN JIMENEZ
R-So. • 6-3 • 215 • R/R
RHP • Elk Grove, Calif.



17
ZANE BECKER
Fr. • 5-11 • 200 • R/R
C • Flower Mound, Texas



18
REESE ROBINETT
R-So. • 6-3 • 220 • L/R
INF • Kennett, Mo.



19
CARSON WILLIS
Fr. • 5-11 • 195 • R/R
C • Rogers, Ark.




20
GABE GAECKLE
So. • 6-0 • 190 • R/R
RHP • Aptos, Calif.



21
BRENTON CLARK
Fr. • 5-11 • 190 • L/R
OF • Texarkana, Texas



22
LOGAN MAXWELL
Sr. • 5-10 • 195 • L/L
OF • Lima, Ohio



24
CHARLES DAVALAN
So. • 5-9 • 190 • L/R
OF • Montreal, Canada



25
KUHILO ALOY
So. • 6-1 • 205 • R/R
INF/OF • Wailuku, Hawai'i




26
TATE MCGUIRE
So. • 6-3 • 215 • R/R
RHP • Liberty, Mo.



27
RYDER HELFRICK
So. • 6-1 • 205 • R/R
C • Discovery Bay, Calif.



28
CARSON BOLES
Sr. • 5-11 • 190 • R/R
OF • Lebanon, Tenn.



29
COLE GIBLER
Fr. • 6-2 • 205 • L/L
LHP • Blue Springs, Mo.



31
DYLAN CARTER
R-Sr. • 6-2 • 220 • R/R
RHP • Bentonville, Ark.




32
HUNTER DIETZ
R-Fr. • 6-6 • 235 • R/L
LHP • Trinity, Fla.



33
ZACH ROOT
Jr. • 6-2 • 210 • L/L
LHP • Fort Myers, Fla.




35
LONDON BEIDELSCHIES
Jr. • 6-3 • 230 • L/L
LHP • Canfield, Ohio



36
PARKER COIL
Jr. • 6-3 • 185 • R/L
LHP • Edmond, Okla.



37
LUKE WILLIAMS
Fr. • 5-11 • 185 • L/L
LHP • Owasso, Okla.



38
COLIN FISHER
So. • 6-3 • 225 • L/L
LHP • Noble, Okla.



40
BEN BYBEE
Jr. • 6-6 • 230 • R/R
RHP • Overland Park, Kan.




41
WILL MCENTIRE
R-Sr. • 6-4 • 235 • L/R
RHP • Bryant, Ark.



42
MICHAEL ANDERSON
Jr. • 6-3 • 230 • R/R
INF • Havertown, Pa.



44
CARSON WIGGINS
Fr. • 6-5 • 215 • R/R
RHP • Roland, Okla.




45
LANCE DAVIS
Fr. • 6-4 • 200 • R/R
RHP • Jonesboro, Ark.




46
CHRISTIAN FOUTCH
Jr. • 6-3 • 240 • R/R
RHP • Littleton, Colo.



48
COOPER DOSSETT
Jr. • 6-0 • 200 • R/R
RHP • Springdale, Ark.



49
JACKSON FARRELL
Fr. • 6-1 • 215 • R/R
LHP • Jenks, Okla.



50
TAG ANDREWS
Fr. • 6-0 • 190 • R/R
RHP • Maumelle, Ark.



52
TYLER HOLLAND
Fr. • 6-1 • 190 • R/R
INF/RHP • Mission Viejo, Calif.



57
ROSS FELDER
Fr. • 6-2 • 185 • R/R
RHP • Springdale, Ark.



2
DAVE VAN HORN
Head Coach
23rd Season



30
NATE THOMPSON
Assistant Coach
8th Season



47
MATT HOBBS
Assistant Coach
7th Season



7
BOBBY WERNES
Assistant Coach
5th Season



15
HUDSON POLK
Student Assistant Coach
1st Season



Director of Operations
18th Season



No.	Player	Pos.	Yr.	Ht.	Wt.	B/T	Hometown / High School / Previous School
1	Rocco Peppi	INF/OF	R-Sr.	5-10	195	R/R	Huntington Beach, Calif. / Marina HS / Long Beach State / Fresno State
3	Nolan Souza	INF	So.	6-3	215	L/R	Honolulu, Hawai'i / Punahou School
4	Justin Thomas Jr.	OF	Jr.	5-11	195	R/R	Savannah, Ga. / Benedictine Military School / Georgia / Florida SouthWestern State
5	Kendall Diggs	OF	Sr.	6-0	210	L/R	Olathe, Kan. / Saint Thomas Aquinas HS
6	Gabe Fraser	INF	Fr.	6-2	190	L/R	Huntington Beach, Calif. / Orange Lutheran HS
8	Cam Kozeal	INF	So.	5-10	200	L/R	Omaha, Neb. / Millard South HS / Vanderbilt
9	Wehiwa Aloy	INF	Jr.	6-2	200	R/R	Wailuku, Hawai'i / H.P. Baldwin HS / Sacramento State
10	Brent Iredale	INF	Jr.	6-3	200	R/R	Sydney, New South Wales, Australia / The Hill Sports HS / New Mexico JC
12	Elliott Peterson	C	Jr.	6-0	190	R/R	Omaha, Neb. / Creighton Prep / Southeast CC
13	Steele Eaves	RHP	Fr.	6-0	210	R/R	Lonoke, Ark. / Lonoke HS
14	Gage Wood	RHP	Jr.	6-0	205	R/R	Batesville, Ark. / Batesville HS
16	Aiden Jimenez	RHP	R-So.	6-3	215	R/R	Elk Grove, Calif. / Elk Grove HS / Oregon State
17	Zane Becker	C	Fr.	5-11	200	R/R	Flower Mound, Texas / Flower Mound HS
18	Reese Robinett	INF	R-So.	6-3	220	L/R	Kennett, Mo. / Kennett HS
19	Carson Willis	C	Fr.	5-11	195	R/R	Rogers, Ark. / P27 Academy
20	Gabe Gaeckle	RHP	So.	6-0	190	R/R	Aptos, Calif. / Aptos HS
21	Brenton Clark	OF	Fr.	5-11	190	L/R	Texarkana, Texas / Pleasant Grove HS
22	Logan Maxwell	OF	Sr.	5-10	195	L/L	Lima, Ohio / Shawnee HS / TCU
24	Charles Davalan	OF	So.	5-9	190	L/R	Montreal, Quebec, Canada / TNXL Academy / FGCU
25	Kuhio Aloy	INF/OF	So.	6-1	205	R/R	Wailuku, Hawai'i / H.P. Baldwin HS / BYU
26	Tate McGuire	RHP	So.	6-3	215	R/R	Liberty, Mo. / Liberty North HS
27	Ryder Helfrick	C	So.	6-1	205	R/R	Discovery Bay, Calif. / Clayton Valley Charter HS
28	Carson Boles	OF	Sr.	5-11	190	R/R	Lebanon, Tenn. / Lebanon HS / Lincoln Memorial
29	Cole Gibler	LHP	Fr.	6-2	205	L/L	Blue Springs, Mo. / Blue Springs HS
31	Dylan Carter	RHP	R-Sr.	6-2	220	R/R	Bentonville, Ark. / Bentonville West HS / Crowder
32	Hunter Dietz	LHP	R-Fr.	6-6	235	R/L	Trinity, Fla. / Calvary Christian HS
33	Zach Root	LHP	Jr.	6-2	210	L/L	Fort Myers, Fla. / Fort Myers HS / East Carolina
35	Landon Beidelschies	LHP	Jr.	6-3	230	L/L	Canfield, Ohio / Canfield HS / Ohio State
36	Parker Coil	LHP	Jr.	6-3	185	R/L	Edmond, Okla. / Edmond Memorial HS
37	Luke Williams	LHP	Fr.	5-11	185	L/L	Owasso, Okla. / Owasso HS
38	Colin Fisher	LHP	So.	6-3	225	L/L	Noble, Okla. / Noble HS
40	Ben Bybee	RHP	Jr.	6-6	230	R/R	Overland Park, Kan. / Blue Valley Southwest HS
41	Will McEntire	RHP	R-Sr.	6-4	235	L/R	Bryant, Ark. / Bryant HS
42	Michael Anderson	INF	Jr.	6-3	230	R/R	Havertown, Pa. / Monsignor Bonner HS / Rhode Island
44	Carson Wiggins	RHP	Fr.	6-5	215	R/R	Roland, Okla. / Roland HS
45	Lance Davis	RHP	Fr.	6-4	200	R/R	Jonesboro, Ark. / Valley View HS
46	Christian Foutch	RHP	Jr.	6-3	240	R/R	Littleton, Colo. / Chatfield Senior HS
48	Cooper Dossett	RHP	Jr.	6-0	200	R/R	Springdale, Ark. / Har-Ber HS
49	Jackson Farrell	LHP	Fr.	6-1	215	L/L	Jenks, Okla. / Owasso HS
50	Tag Andrews	RHP	Fr.	6-0	190	R/R	Maumelle, Ark. / Maumelle HS
52	Tyler Holland	INF/RHP	Fr.	6-1	190	R/R	Mission Viejo, Calif. / Mission Viejo HS
57	Ross Felder	RHP	Fr.	6-2	185	R/R	Springdale, Ark. / Har-Ber HS

Coaches & Support Staff

Head Coach:	2 Dave Van Horn, 23rd Season (Arkansas, 1988)
Assistant Coach:	30 Nate Thompson, 8th Season (Dallas Baptist, 2006)
Assistant Coach:	47 Matt Hobbs, 7th Season (Missouri, 2002)
Assistant Coach:	7 Bobby Wernes, 5th Season (Arkansas, 2016)
Student Assistant Coach:	15 Hudson Polk, 1st Season (Arkansas, 2024)
Director of Operations:	Clay Goodwin, 18th Season (Arkansas, 2005)
Director of Strength & Conditioning:	Hunter Bell, 3rd Season (Arkansas-Monticello, 2018)
Director of Pitching Development:	Zach Barr, 8th Season (Arkansas, 2017)
Director of Baseball Analytics:	DJ Baxendale, 6th Season (Arkansas, 2012)
Athletic Trainer:	Corey Wood, 14th Season (East Carolina, 2008)
Equipment Manager:	Mark Taylor, 34th Season (Ouachita Baptist, 1988)
Strength & Conditioning Assistant:	MJ Munoz, 2nd Season (Aurora, 2022)
Strength & Conditioning Intern:	Alden Arrington
Graduate Manager:	John McElroy (Arkansas, 2023), Matthew Schluterman (Arkansas, 2024)
Student Managers:	Anthony Sanchez, Crew Tidwell, Trip Wright
Bullpen Catchers:	Ryan Cleinmark, Hayden Schnitker
Communications Director:	Oliver Grigg, 5th Season (Tulane, 2017)
Academics Director:	Jonathan Burgess, 4th Season (Central Arkansas, 2015)
Sports Nutritionist:	Ben Tarnowski, 2nd Season (North Dakota, 2021)
Sport Administrator:	Kevin Trainor, 15th Season (Arkansas, 1994)
Administrative Assistant:	Kelly Moore, 22nd Season (Arkansas, 2004)

Pronunciation Guide

Kuhio Aloy	koo-hee-oh ah-loy
Wehiwa Aloy	veh-hee-vuh ah-loy
Landon Beidelschies	bi-dull-shees
Charles Davalan	dah-vuh-lawn
Hunter Dietz	deets
Cooper Dossett	dah-sit
Gabe Gaeckle	gack-uhl
Brent Iredale	eye-err-dale
Cam Kozeal	koe-zhul
Nolan Souza	sue-zuh
Bobby Wernes	wer-niss



THE STARTERS

#27 RYDER HELFRICK C SO. 2024: .179/.320/.321

As a true freshman in 2024, played in 31 games with 26 starts (15 at catcher, 11 as designated hitter) as a true freshman ... Slashed .179/.320/.321 with three home runs and eight RBI on the year ... Scored 18 runs ... Totaled 15 hits, including three doubles ... Drew 14 walks and was hit by four pitches ... Season-long seven-game hitting streak and 12-game reached base streak ... Defensively, posted a .994 fielding percentage with one error in 167 total chances ... Threw out 5-of-11 base stealers (45.5%) ... In SEC play, slashed .250/.318/.450 with two home runs and four RBI in 14 games with 12 starts.

#1 ROCCO PEPPI 1B R-SR. 2024: .327/.392/.602

Fresno State transfer ... As a redshirt junior at Fresno State in 2024, played in 56 games with 53 starts ... Slashed .327/.392/.602 with a team-leading 14 home runs and 56 RBI ... Scored 43 runs ... Totaled 69 hits, including 16 doubles ... Hit by a team-leading 20 pitches ... Recorded a team-high seven sacrifice flies ... 6-of-9 on stolen base attempts ... Defensively, posted a perfect 1.000 fielding percentage in 61 total chances with four outfield assists ... In conference play, slashed .304/.388/.626 with a team-leading 10 home runs and 29 RBI in 29 games.

#3 NOLAN SOUZA 2B SO. 2024: .255/.366/.509

As a true freshman in 2024, earned Freshman All-SEC honors ... Played in 40 games with 31 starts (17 as designated hitter, eight at second base, six at third base) as a true freshman ... Slashed .255/.366/.509 with seven homers and 28 RBI ... Scored 21 runs on the year ... Totaled 28 hits, including seven doubles ... Drew 18 walks ... 2-for-2 on stolen base attempts ... Recorded seven multi-hit games, including three three-hit games, and nine multi-RBI games ... Had a season-long six-game hitting streak and 11-game reached base streak ... Defensively, posted a perfect 1.000 fielding percentage in 25 total chances.

#10 BRENT IREDALE 3B JR. 2024: .441/.576/1.000

Spent two seasons at New Mexico JC (2023-24) ... Native of Sydney, New South Wales, Australia ... First native-born Australian student-athlete in Arkansas baseball history ... As a sophomore at New Mexico JC in 2024, was an NJCAA All-American ... First back-to-back Western Junior College Athletic Conference MVP in the conference's history after slashing a team-leading .441/.576/1.000 with a team-high 25 home runs and 78 RBI in 58 games ... Tallied a team-leading 83 hits, including 22 doubles and four triples.

#9 WEHIWA ALOY SS JR. 2024: .270/.355/.485

All-SEC honoree at shortstop as a sophomore ... Started all 60 games at shortstop, the only Razorback to start every game during the campaign ... Slashed .270/.355/.485 with a team-leading 14 home runs and a team-high 56 RBI ... Scored a team-leading 45 runs on the year ... Totaled 64 base hits, including nine doubles ... Recorded 15 multi-hit games and finished tied for the team lead in multi-RBI games with 11 ... Logged a season-long hitting streak of 14 games and a team-leading 31-game reached base streak ... Finished as the team leader in stolen bases (7-for-7) ... In SEC play, slashed .258/.341/.492 with a team-leading eight home runs and a team-leading 21 RBI over 30 games.

#4 JUSTIN THOMAS JR. LF JR. 2024: .393/.514/.699

Spent one season at Florida SouthWestern State (2024) ... Began college career at Georgia (2023) ... As a sophomore at Florida SouthWestern State in 2024, slashed .393/.514/.699 with 14 home runs and 49 RBI in 58 games ... Scored a team-leading 86 runs ... Totaled 86 hits, including a team-high 21 doubles and two triples ... Drew 44 walks ... 35-of-42 (83.3%) on stolen base attempts.

#24 CHARLES DAVALAN CF SO. 2024: .288/.413/.514

FGCU transfer ... Native of Montreal, Quebec, Canada ... As a true freshman at FGCU in 2024, slashed .288/.413/.514 with 10 home runs and 37 RBI in 56 games ... Scored a team-leading 66 runs on the year ... Totaled 64 hits, including 16 doubles and two triples ... Drew 28 walks and was hit by 20 pitches ... 13-for-18 on stolen base attempts ... Credited with a team-leading five sacrifice hits.

#22 LOGAN MAXWELL RF SR. 2024: .335/.447/.482

TCU transfer ... As a junior at TCU in 2024, earned All-Big 12 honors ... Started all 46 games played in (23 in left field, 23 as designated hitter) ... Slashed .335/.447/.482 with three home runs and 35 RBI ... Scored 30 runs on the year ... Tallied 57 hits, including a team-leading 12 doubles and two triples ... Drew 30 walks and was hit by six pitches ... 10-for-12 on stolen base attempts ... Racked up 14 multi-hit games and five multi-RBI performances ... Defensively, posted a perfect 1.000 fielding percentage in 33 total chances ... In Big 12 play, slashed .327/.443/.515 with six doubles, two triples, three home runs and 17 RBI.

#5 KENDALL DIGGS DH SR. 2024: .229/.346/.395

As a junior in 2024, one of the Razorbacks' three team captains ... Played in 55 games with 54 starts (53 in right field, one as designated hitter) ... Slashed .229/.346/.395 with seven home runs and 34 RBI through an injury-plagued year ... Scored 35 runs ... Totaled 47 hits, including 11 doubles and one triple ... Finished fourth on the Razorbacks in runs batted in (34) and fifth in runs scored (35) ... Drew 34 walks, good for third most on the team ... As a sophomore in 2023, earned All-SEC honors at designated hitter/utility after slashing .299/.436/.547 with 12 home runs and a team-high 63 RBI in 58 games ... Finished as the team leader in RBI (63) ... Scored 51 runs, tied for second most on the Hogs ... Racked up the team's second-most hits (60), including 12 doubles and 1 triple.

THE BENCH

#6 GABE FRASER INF FR.

Attended Orange Lutheran High School in Orange, Calif. ... Ranked by Perfect Game as the No. 144 overall prospect and the No. 37 shortstop in the class of 2024 ... No. 19 overall prospect and No. 3 shortstop in California by Perfect Game ... Father, Joe, played for legendary head coach Augie Garrido at Cal State Fullerton and was a member of the national championship-winning 1995 Titans squad, the first No. 1 seed to win the College World Series, before being selected by the Minnesota Twins in the 27th round of the 1995 MLB Draft.

#8 CAM KOZEAL INF SO.

Vanderbilt transfer ... Played in 43 games with 35 starts as a true freshman ... Slashed .284/.349/.439 with five home runs and 28 RBI ... Totaled 42 hits, including eight doubles ... In SEC play, slashed .261/.307/.449 with three home runs and 11 RBI over 19 games (17 starts) ... Prior to Vanderbilt, Attended Millard South High School in Omaha, Neb. ... 2023 Nebraska Gatorade Player of the Year.

#12 ELLIOTT PETERSON C JR.

Spent two seasons at Southeast CC (2023-24) ... NJCAA All-American in 2024 after slashing a team-leading .517/.585/.894 with 15 home runs and 91 RBI in 59 games with 49 starts ... Led the NJCAA Division I in batting average (.517), paced by 107 hits with 21 doubles and six triples ... Ranked third among all NJCAA Division I hitters in on-base percentage (.585) and seventh in slugging percentage (.894) ... Perfect 25-for-25 on stolen base attempts.

#17 ZANE BECKER C FR.

Attended Flower Mound High School in Flower Mound, Texas ... Ranked by Perfect Game as the No. 386 overall prospect and the No. 41 catcher in the class of 2024 ... No. 34 overall prospect and No. 4 catcher in Texas by Perfect Game.

#18 REESE ROBINETT INF R-SO.

Redshirted in 2024 ... As a true freshman in 2023, played in 14 games with five starts (three at first base, two at third base) ... Slashed .240/.269/.480 (6-for-25) with two home runs and seven RBI ... Made his SEC debut as a pinch hitter at #1 LSU (March 24, 2023) and hit a three-run home run.

#21 BRENTON CLARK OF FR.

Attended Pleasant Grove High School in Texarkana, Texas ... Ranked by Perfect Game as the No. 344 overall prospect and the No. 64 outfielder in the class of 2024 ... No. 28 overall prospect and No. 5 outfielder in Texas by Perfect Game

#25 KUHIO ALOY INF/OF SO.

BYU transfer ... Younger brother of INF Wehiwa Aloy ... As a true freshman at BYU in 2024, earned Big 12 All-Freshman honors after slashing .269/.329/.447 with eight home runs and a team-leading 38 RBI in 52 games with 50 starts.

#28 CARSON BOLES OF SR.

Spent three seasons at Lincoln Memorial (2022-24) ... Named a unanimous first-team Division II All-American as a junior in 2024 after slashing .475/.572/.863 with 15 home runs and 68 RBI ... Tallied a team-leading 87 hits, including 24 doubles and one triple ... Ranked third in Division II in batting average (.475) and doubles (24).

#42 MICHAEL ANDERSON INF JR.

Rhode Island transfer ... As a sophomore in 2024, was a team captain and played in 47 games with 45 starts ... Slashed .252/.411/.574 with 13 home runs, second most on the team, and a team-leading 41 RBI ... In 2023, earned Freshman All-America honors from Collegiate Baseball after starting all 52 games and slashing .316/.396/.555 with 10 homers and 43 RBI.

#52 TYLER HOLLAND INF FR.

Attended Mission Viejo High School in Mission Viejo, Calif. ... Ranked by Perfect Game as a top 500 overall prospect and the No. 439 shortstop in the class of 2024 ... No. 252 overall prospect and No. 50 shortstop in California by Perfect Game.



ON THE MOUND

FRIDAY [DH-1]



#20 RHP GABE GAECKLE

SO.

2024: 3-3, 2.32 ERA, 42.2 IP, 19 BB, 57 SO

Last Start: N/A

Enters the 2025 campaign as a consensus preseason All-American ... Earned preseason first-team All-SEC recognition from the league's 16 head coaches ... As a true freshman in 2024, Unanimous first-team Freshman All-American ... Freshman All-SEC honoree ... Became the 28th Freshman All-American in program history after emerging as the Razorbacks' most dependable bullpen arm as a true freshman ... Made 22 appearances on the mound (all in relief) ... Went 3-3 with a 2.32 ERA and a team-leading seven saves in 42.2 innings of work ... Struck out 57 on the year ... Limited opposing hitters to a .167 batting average ... Recorded at least one strikeout in 20 of his 22 appearances on the year ... Only 1-of-19 inherited runners scored ... Became the fifth Arkansas freshman pitcher since 2003 to record five or more saves in a season, along with RHP Gage Wood (5, 2023), RHP Brady Tygart (8, 2022), RHP Nolan Sanburn (8, 2011) and RHP DJ Baxendale (7, 2010) ... In SEC play, posted a 2-1 record with a 1.59 ERA and three saves in 22.2 innings over 12 appearances ... Recorded 26 strikeouts ... Held opposing hitters to a .160 batting average ... Member of an Arkansas pitching staff that set a school record with 706 strikeouts in 2024 ... Following the season, earned an invite to the USA Baseball Collegiate National Team Training Camp and made the International Friendship Series roster that represented Team USA in a five-game series against Chinese Taipei ... Became the 23rd Razorback since 1979 to play for the USA Baseball Collegiate National Team.

FRIDAY [DH-2]



#33 LHP ZACH ROOT

JR.

2024: 6-2, 3.56 ERA, 68.1 IP, 21 BB, 76 SO

Last Start: vs. ECU (NCAA Greenville Regional - May 31, 2024), 5.0 IP, 3 H, 2 R, 2 ER, 1 BB, 2 SO

ECU transfer ... Made 13 appearances with 12 starts on the mound during his sophomore campaign in 2024 ... Posted a 6-2 record with a 3.56 ERA and 76 strikeouts in 68.1 innings ... Issued only 21 walks all year ... Limited opposing hitters to a .228 batting average ... Logged four quality starts on the year ... Earned a spot on the midseason watch list for the Golden Spikes Award ... One of his best starts came against #15 North Carolina (Feb. 24, 2024), throwing a season-best seven scoreless innings and striking out with seven ... Named the AAC Pitcher of the Week for the first time in his career on Feb. 26 as a result of his performance against the Tar Heels ... Turned in another quality start against Cal State Fullerton (March 2, 2024), surrendering just one run over seven innings while striking out a career-high 10 batters against one walk ... As a true freshman in 2023, landed on the AAC All-Freshman Team after appearing in 20 games with 13 starts on the mound ... Went 3-3 record with a 5.33 ERA and 54 strikeouts in 53.2 innings ... Issued only 27 walks all year ... Limited opposing hitters to a .254 batting average.

PITCHER BREAKDOWN


	W-L-S	ERA	IP	H	R	ER	BB	SO
Starters								
Relievers								

THE HOG PEN

Pitcher	Last App.	IP	H	R	ER	BB	SO	HR	RI/S	---- Season Totals ----		
										RI/S	SV	Ret./1BF (BB)



Christian Foutch, named to the preseason watch list for the NCBWA Stopper of the Year Award, posted a 1-0 record with a 0.81 ERA, 20 strikeouts and one save over 22.1 innings in 2024.



Will McEntire made a team-high 30 appearances in 2024, going 5-0, 4.83 ERA and 65 strikeouts in 54.0 innings. He logged four saves, including two of the multi-inning variety.



Parker Coil made 16 relief appearances on the mound during his sophomore campaign in 2024, recording a 7.23 ERA with 23 strikeouts over 18.2 innings of work on the year.

TEAM TOTALS

Bullpen Notes:



RECORD RUNDOWN

Overall.....	0-0
vs. top-5 teams.....	0-0
vs. top-10 teams.....	0-0
vs. top-25 teams.....	0-0
vs. unranked teams.....	0-0
At home.....	0-0
On the road.....	0-0
At neutral sites.....	0-0
In day games.....	0-0
In night games.....	0-0
In extra innings.....	0-0
In white uniforms.....	0-0
In cardinal uniforms.....	0-0
In cream uniforms.....	0-0
In grey uniforms.....	0-0
In pinstripe uniforms.....	0-0
vs. teams over .500.....	0-0
vs. teams .500 or worse.....	0-0
vs. right-handed starter.....	0-0
vs. left-handed starter.....	0-0
vs. both-handed starter.....	0-0
When starter receives decision.....	0-0
When reliever receives decision.....	0-0
When starter goes 5+ innings.....	0-0
When starter goes less than 5 innings.....	0-0
When scoring first.....	0-0
When scoring in 1st inning.....	0-0
When opponent scores first.....	0-0
When leading after 6 innings.....	0-0
When trailing after 6 innings.....	0-0
When tied after 6 innings.....	0-0
When leading after 7 innings.....	0-0
When trailing after 7 innings.....	0-0
When tied after 7 innings.....	0-0
When leading after 8 innings.....	0-0
When trailing after 8 innings.....	0-0
When tied after 8 innings.....	0-0
In one-run games.....	0-0
In two-run games.....	0-0
In five-run or more games.....	0-0
In run-rule games.....	0-0
Weekend series W-L-T.....	0-0-0
Weekend series sweeps/times swept.....	0/0
When scoring 10+ runs.....	0-0
Shutouts/times shut out.....	0/0
When opponent scores 5 runs or less.....	0-0
When opponent scores 6 runs or more.....	0-0
When collecting 0-3 hits.....	0-0
When collecting 4-6 hits.....	0-0
When collecting 7-9 hits.....	0-0
When collecting 10-12 hits.....	0-0
When collecting 13+ hits.....	0-0
When out-hitting opponent.....	0-0
When out-hit by opponent.....	0-0
When hits are equal.....	0-0
When hitting a home run.....	0-0
When opponent hits a home run.....	0-0
When errorless.....	0-0
When committing one error.....	0-0
When committing 2 errors.....	0-0
When committing 3+ errors.....	0-0
When opponent is errorless.....	0-0
vs. SEC opponents (all games).....	0-0
vs. non-conference opponents (all games).....	0-0
In midweek games.....	0-0
In rubber games.....	0-0
Game 1 of weekend series.....	0-0
Game 2 of weekend series.....	0-0
Game 3 of weekend series.....	0-0
Game 4 of weekend series.....	0-0
In February.....	0-0
In March.....	0-0
In April.....	0-0
In May.....	0-0
In June.....	0-0

MULTI-HIT GAMES

Name	2	3	4	5+	Total
------	---	---	---	----	-------

TEAM

CAREER MULTI-HIT GAMES

Name	'20	'21	'22	'23	'24	Total
Rocco Peppi	-	-	23	17	17	57
Wehiwa Aloy	-	-	-	30	15	45
Michael Anderson	-	-	-	18	9	28
Kendall Diggs	-	-	2	14	12	28
Logan Maxwell	-	-	3	6	14	23
Charles Davalan	-	-	-	-	17	17
Kuhio Aloy	-	-	-	-	12	12
Cam Kozeal	-	-	-	-	12	12
Nolan Souza	-	-	-	-	7	7
Reese Robinett	-	-	-	1	-	1

MULTI-RBI GAMES

Name	2	3	4	5+	Total
------	---	---	---	----	-------

TEAM

HITTING STREAKS

Name	Longest	Current
------	---------	---------

REACHED BASE STREAKS

Name	Longest	Current
------	---------	---------

CAREER HOME RUNS

Name	Solo	2R	3R	GS	Total
Wehiwa Aloy	16	5	4	3	28
Rocco Peppi	13	8	2	2	25
Michael Anderson	13	6	2	2	23
Kendall Diggs	9	4	7	2	22
Charles Davalan	7	2	1	-	10
Kuhio Aloy	4	2	1	1	8
Nolan Souza	4	1	1	1	7
Cam Kozeal	3	1	1	-	5
Logan Maxwell	2	3	-	-	5
Ryder Helfrick	3	-	-	-	3
Reese Robinett	1	-	1	-	2
Justin Thomas Jr.	1	-	-	-	1

HOME RUN BREAKDOWN

Total.....	0
at Baum-Walker Stadium.....	0
on the Road.....	0
Neutral Site.....	0
vs. RHP.....	0
vs. LHP.....	0
w/ 0 Outs.....	0
w/ 1 Out.....	0
w/ 2 Outs.....	0
Solo.....	0
Two-Run.....	0
Three-Run.....	0
Grand Slam.....	0
Leadoff.....	0
Back-To-Back.....	0
Walk-Off.....	0
Pinch-Hit.....	0
Before 7th Inning.....	0
7th Inning and Beyond.....	0
Current Streak of Consecutive Games with HR.....	0
Longest Streak of Consecutive Games with HR.....	0
Opponent HR Total.....	0
Last HR Given Up.....	N/A
Current Streak of No HR Allowed.....	0
Longest Stretch without HR Allowed.....	0

COMEBACKS

defined as any win when trailing after an inning

Date / Opponent	Score (Inn.)	Final
-----------------	--------------	-------

BLOWN LEADS

defined as any loss when leading after an inning

Date / Opponent	Score (Inn.)	Final
-----------------	--------------	-------



TEAM GAME HIGHS

Team Batting

At bats:	52	vs. Oklahoma State (Feb. 24 in Arlington, Texas)
Runs scored:	21	vs. Grambling (Feb. 27)
Hits:	20	vs. Grambling (Feb. 27)
RBI:	19	vs. Grambling (Feb. 27)
Doubles:	6	vs. James Madison (Feb. 18)
	6	vs. Grambling (Feb. 27)
Triples:	1	vs. #7 Oregon State (Feb. 23 in Arlington, Texas)
	1	vs. Missouri (March 16)
	1	at #23 Auburn (March 23)
Home runs:	6	vs. SEMO (May 31)
Total bases:	37	vs. SEMO (May 31)
Walks:	11	vs. #8 LSU (March 28)
Strikeouts:	15	at #5 Texas A&M (May 17)
Sac hits:	2	vs. Oral Roberts (March 12)
	2	vs. San Jose State (April 10)
	2	vs. Texas Tech (April 17)
Sac flies:	2	(6 times)
Stolen bases:	4	vs. Murray State (March 1)
Hit by pitch:	4	vs. #7 Oregon State (Feb. 23 in Arlington, Texas)
	4	vs. Michigan (Feb. 25 in Arlington, Texas)
	4	vs. Little Rock (March 26)
Caught stealing:	2	at #23 Auburn (March 21)
Runners LOB:	15	vs. Oklahoma State (Feb. 24 in Arlington, Texas)
Hit into DP:	3	vs. Michigan (Feb. 25 in Arlington, Texas)

Fielding

Putouts:	40	vs. Oklahoma State (Feb. 24 in Arlington, Texas)
Assists:	12	vs. Missouri (March 17)
Errors:	4	vs. Michigan (Feb. 25 in Arlington, Texas)
Passed balls:	1	(7 times)
DPs turned:	3	vs. #8 LSU (March 30)
	3	vs. Texas Tech (April 14)

Pitching

Innings pitched:	13.1	vs. Oklahoma State (Feb. 24 in Arlington, Texas)
Runs allowed:	14	at #5 Texas A&M (May 18)
Earned runs:	14	at #5 Texas A&M (May 18)
Walks allowed:	10	vs. #14 Mississippi State (May 11)
	10	vs. SEMO (May 31)
Strikeouts:	25	vs. Oklahoma State (Feb. 24 in Arlington, Texas)
Hits allowed:	15	at #5 Texas A&M (May 18)
Doubles allowed:	5	at #20 South Carolina [DH-2] (April 20)
	5	at #8 Kentucky (May 4)
Triples allowed:	1	vs. McNeese (March 10)
	1	vs. #2 Kentucky (May 23 in Hoover, Ala.)
Homers allowed:	4	vs. #8 LSU (March 30)
	4	at #5 Texas A&M (May 18)
Wild pitches:	3	vs. James Madison (Feb. 18)
Hit batters:	4	at #25 Alabama (April 13)

INDIVIDUAL GAME HIGHS

Individual Batting

At bats:	7	Wehiwa Aloy vs. Oklahoma State (Feb. 24 in Arlington, Texas)
Runs scored:	4	Peyton Holt vs. Grambling (Feb. 27)
Hits:	5	Peyton Stovall vs. Missouri State (May 1)
RBI:	6	Jayson Jones vs. Grambling (Feb. 27)
	6	Ben McLaughlin vs. SEMO (May 31)
Doubles:	2	(10 times)
Triples:	1	Peyton Holt vs. #7 Oregon State (Feb. 23 in Arlington, Texas)
	1	Ross Lovich vs. Missouri (March 16)
	1	Kendall Diggs at #23 Auburn (March 23)
Home runs:	2	(6 times)
Total bases:	10	Ben McLaughlin vs. SEMO (May 31)
Walks:	3	(10 times)
Strikeouts:	4	Jayson Jones at #5 Texas A&M (May 17)
Sac hits:	1	(15 times)
Sac flies:	2	Peyton Stovall vs. UAPB (April 23 in North Little Rock, Ark.)
Stolen bases:	1	(44 times)
Hit by pitch:	2	(4 times)
Caught stealing:	1	(11 times)
Runners LOB:	7	Nolan Souza at #25 Alabama (April 12)

Fielding

Putouts:	24	Ryder Helfrick vs. Oklahoma State (Feb. 24 in Arlington, Texas)
Assists:	6	Peyton Stovall at #23 Auburn (March 23)
	6	Peyton Stovall vs. #8 LSU (March 29)
Errors:	2	Jared Sprague-Lott vs. Oklahoma State (Feb. 24 in Arlington, Texas)
	2	Jared Sprague-Lott vs. Michigan (Feb. 25 in Arlington, Texas)
	2	Parker Rowland at #23 Auburn (March 22)
Passed balls:	1	(7 times)

Pitching

Innings pitched:	7.0	Hagen Smith vs. Florida (April 26)
Runs allowed:	6	Ben Bybee vs. Texas Tech (April 16)
	6	Hagen Smith vs. Kansas State (June 1)
Earned runs:	6	Ben Bybee vs. Texas Tech (April 16)
	6	Hagen Smith vs. Kansas State (June 1)
Walks allowed:	7	Mason Molina at #20 South Carolina [DH-1] (April 20)
Strikeouts:	17	Hagen Smith vs. #7 Oregon State (Feb. 23 in Arlington, Texas)
Hits allowed:	7	Mason Molina vs. #8 LSU (March 29)
	7	Gage Wood at #5 Texas A&M (May 17)
Doubles allowed:	3	Brady Tygart at #20 South Carolina [DH-2] (April 20)
	3	Brady Tygart at #8 Kentucky (May 4)
	3	Will McEntire at #8 Kentucky (May 5)
Triples allowed:	1	Gage Wood vs. McNeese (March 10)
	1	Gage Wood vs. #2 Kentucky (May 23 in Hoover, Ala.)
Homers allowed:	3	Brady Tygart vs. #8 LSU (March 30)
Wild pitches:	2	Brady Tygart at #25 Alabama (April 14)
Hit batters:	3	Brady Tygart vs. James Madison (Feb. 17)
	3	Brady Tygart vs. McNeese [DH-2] (March 9)



Kendall Diggs was one of three Razorback hitters to record a triple during the 2024 campaign, doing so on the road in SEC play at #23 Auburn (March 23, 2024).



THE LAST TIME AN ARKANSAS PLAYER...

Table listing various baseball statistics and the last time an Arkansas player achieved them, including hits, doubles, home runs, strikeouts, and errors.



THE LAST TIME AN ARKANSAS TEAM...

Scored 10 runs	at #8 Kentucky, May 3, 2024
Scored 11 runs	vs. UAPB, April 23, 2024
Scored 12 runs	vs. Missouri State, April 30, 2024
Scored 13 runs	vs. Arkansas State, April 2, 2024
Scored 14 runs	at Mississippi State, May 6, 2023
Scored 15 runs	vs. James Madison, Feb. 17, 2024
Scored 16 runs	vs. Omaha, March 28, 2023
Scored 17 runs	vs. SEMO (NCAA Regional), May 31, 2024
Scored 18 runs	vs. McNeese, March 10, 2024
Scored 19 runs	vs. Northwestern State, April 23, 2019
Scored 20 runs	at #6 Oklahoma State (NCAA Regional), June 4, 2022
Scored 21 runs	vs. Grambling, Feb. 27, 2024
Scored 22 runs	vs. Louisiana Tech, Feb. 14, 2004
Scored 23 runs	Never
Scored 24 runs	Missouri Southern, Feb. 11, 1998
Scored 25 runs	Missouri Southern, Feb. 4, 2001
Scored 26 runs	vs. UA Pine Bluff, April 14, 2021
Scored 27 runs	Never
Scored 28 runs	vs. Wisconsin-Milwaukee (2), Feb. 18, 2007
Scored 29 runs	Morningside, April 6, 1968
Scored 30 runs	at South Carolina, March 30, 1997
Scored 32 runs	32 vs. Bucknell, Feb. 17, 2018
Scored 33 runs	33 vs. Southwest Baptist, March 21, 1984
Had 10 hits	vs. #14 Mississippi State, May 10, 2024
Had 11 hits	at #5 Texas A&M, May 17, 2024
Had 12 hits	vs. Florida [DH-2], April 27, 2024
Had 13 hits	vs. Kansas State (NCAA Regional), June 1, 2024
Had 14 hits	vs. San Jose State, April 10, 2024
Had 15 hits	at Ole Miss [DH-1], April 7, 2023
Had 16 hits	vs. SEMO (NCAA Regional), May 31, 2024
Had 17 hits	vs. #16 NC State (NCAA Super Regional), June 11, 2021
Had 18 hits	vs. South Alabama, March 7, 2020
Had 19 hits	vs. UCA, April 5, 2022
Had 20 hits	vs. Grambling, Feb. 27, 2024
Had 21 hits	vs. #2 Stanford (College World Series), June 18, 2022
Had 22 hits	at #6 Vanderbilt, April 14, 2019
Had 23 hits	Centenary, March 31, 1999
Had 24 hits	Georgia, March 17, 2001
Had 25 hits	at Centenary, March 23, 2005
Had 26-29 hits	28 at South Carolina, March 30, 1997
Had 30 hits	vs. Saint Louis, April 7, 2010
Had 31+ hits	32 vs. Southwest Baptist, March 21, 1984
Hit four home runs in a game	4 - Peyton Stovall (1), Wehiwa Aloy (1), Jack Wagner (1), Will Edmunson (1) vs. Little Rock, March 26, 2024
Hit five home runs in a game	5 - Jalen Battles (1), Christian Franklin (1), Cullen Smith (1), Cayden Wallace (1), Braydon Webb (1) vs. NJIT (NCAA Regional), June 4, 2021
Hit six home runs in a game	6 - Ben McLaughlin (2), Hudson White (2), Wehiwa Aloy (1), Kendall Diggs (1) vs. SEMO (NCAA Regional), May 31, 2024
Hit seven home runs in a game	7 - Robert Moore (2), Jalen Battles (1), Chris Lanzilli (1), Brady Slavens (1), Michael Turner (1), Cayden Wallace (1) vs. UCA, April 5, 2022
Hit eight or more home runs in a game	8 - Matt Goodheart (2), Brady Slavens (2), Cullen Smith (2), Charlie Welch (2) vs. UAPB, April 14, 2021
Hit two grand slams in a game	vs. Grambling, Feb. 27, 2024
Hit a grand slam in three consecutive games	vs. UIC, March 12-13, vs. Grambling, March 15, 2022
3 errors in a game	vs. #2 Kentucky (SEC Tournament), May 23, 2024
4 errors in a game	vs. Michigan, Feb. 25, 2024
5 errors in a game	vs. South Carolina (SEC Tournament), May 23, 2018
6 errors in a game	vs. Eastern Illinois, March 5, 2016
7 errors in a game	vs. LA Tech, March 20, 2001
Shut out an opponent at home	vs. Arkansas State, April 2, 2024
Shut out an opponent on the road	at #23 Auburn, March 21, 2024
Shut out an SEC opponent at home	vs. Missouri, March 16, 2024
Shut out an SEC opponent on the road	at #23 Auburn, March 21, 2024
Shut out by an SEC opponent at home	vs. #24 Vanderbilt, May 15, 2022
Shut out by an SEC opponent on the road	at #5 Texas A&M, May 16, 2024
Threw consecutive seven-inning shutouts	vs. UAPB (15-0, 6-0), April 12, 2022
Threw consecutive nine-inning shutouts	vs. Missouri (8-0, 6-0), March 15-16, 2024
Threw consecutive seven-inning shutouts against an SEC opponent	vs. South Carolina (2-0, 3-0) April 14, 2018
Threw-back-to-back nine-inning shutouts against an SEC opponent	vs. Missouri (8-0, 6-0), March 15-16, 2024
Most consecutive shutouts thrown	4, vs. Wisconsin, March 15-16, 1980
Struck out 20 opposing batters	at #5 Texas A&M, May 16, 2024
Struck out 23 opposing batters	vs. #7 Oregon State, Feb. 23, 2024
Struck out 25 opposing batters (program record)	vs. Oklahoma State, Feb. 24, 2024
Struck out 10-plus opposing batters in 10 consecutive games	vs. #7 Oregon State, Oklahoma State, Michigan, Grambling, Murray State, UCA & McNeese), Feb. 23-March 9, 2024
Struck out 20-plus opposing batters in back-to-back games	vs. #7 Oregon State & Oklahoma State, Feb. 23-24, 2024
Had starting pitchers record double-digit strikeouts in three consecutive games	Hagen Smith (12), Brady Tygart (10) & Mason Molina (10) vs. Murray State, March 1-3, 2024
Was shut out	at #5 Texas A&M (1-0), May 16, 2024
Was shut out in back-to-back games	vs. LSU (7-0, 6-0), April 23-24, 2005
Held to 1 hit	vs. Missouri State, May 17, 2016
Held to 2 hits	vs. #24 Vanderbilt, May 15, 2022
Held to 3 hits	vs. Florida, April 26, 2024
Did not strikeout	vs. Eastern Illinois, Feb. 16, 2019
Swept an SEC home weekend series	vs. Ole Miss, April 4-6, 2024
Swept an SEC road weekend series	at Mississippi State, May 5-7, 2023
Was swept in an SEC home weekend series	vs. Alabama, May 13-15, 2016
Was swept in an SEC road weekend series	at Georgia, April 20-22, 2023
Swept a non-conference home weekend series	vs. McNeese, March 9-10, 2024
Swept a non-conference road weekend series	at Northwestern State, Feb. 16-18, 1996
Was swept in a non-conference home weekend series	vs. Long Beach State, Feb. 25-27, 2000
Was swept in a non-conference road weekend series	at UNLV, March 19-21, 1994
Won an SEC home weekend series	vs. Mississippi State, May 10-12, 2024
Won an SEC road weekend series	at #20 South Carolina, April 19-20, 2024
Lost an SEC home weekend series	vs. #24 Vanderbilt, May 13-15, 2022
Lost an SEC road weekend series	at #5 Texas A&M, May 16-18, 2024
Won a non-conference home weekend series	vs. McNeese, March 9-10, 2024
Won a non-conference road weekend series	at Louisiana Tech, March 12-14, 2021
Lost a non-conference home weekend series	vs. South Alabama, Feb. 28-March 1, 2014
Lost a non-conference road weekend series	at Texas A&M, Feb. 27-29, 2004
Lost a midweek game	vs. Lipscomb (North Little Rock, Ark.), May 2, 2023



HOME RUN CHART (2024)

No.	Player	Game	Date	Opponent	Pitcher	On Base	Inning	Outs	Count	Score	Final
1	Jared Sprague-Lott (1) *	1	Feb. 16	James Madison	RHP Todd Mozoki	0	2nd	0	1-0	2-3	W, 6-4
2	Hudson White (1)	1	Feb. 16	James Madison	RHP Todd Mozoki	0	2nd	1	0-0	3-3	W, 6-4
3	Ty Wilmsmeyer (1) *	2	Feb. 17	James Madison	LHP Max Kuhle	0	3rd	0	1-0	0-0	W, 15-5 (8)
4	Ryder Helfrick (1)	2	Feb. 17	James Madison	LHP Max Kuhle	0	4th	1	1-1	1-1	W, 15-5 (8)
5	Hudson Polk (1)	8	Feb. 27	Grambling	RHP Carlos Peguero	3	1st	0	2-0	6-0	W, 21-1 (7)
6	Jayson Jones (1)	8	Feb. 27	Grambling	RHP Brett Washington	1	3rd	0	3-1	7-0	W, 21-1 (7)
7	Jayson Jones (2)	8	Feb. 27	Grambling	RHP Charles Jackson	3	5th	0	1-0	14-0	W, 21-1 (7)
8	Kendall Diggs (1) *	10	March 2	Murray State	RHP Jacob Pennington	0	5th	0	1-1	4-1	W, 11-1 (8)
9	Nolan Souza (1) *	11	March 3	Murray State	RHP Ryan Fender	0	3rd	0	1-0	0-1	W, 5-3
10	Wehiwa Aloy (1)	12	March 5	UCA	RHP Bryce Parlin	3	3rd	1	0-1	0-2	W, 9-7
11	Ben McLaughlin (1)	12	March 5	UCA	RHP Gavin Alveti	2	3rd	1	0-1	4-2	W, 9-7
12	Jayson Jones (3) *	14	March 9	McNeese [DH-2]	RHP Zach Voss	0	5th	0	0-0	1-0	W, 11-1 (8)
13	Wehiwa Aloy (2)	14	March 9	McNeese [DH-2]	RHP Zach Voss	2	5th	2	3-1	2-0	W, 11-1 (8)
14	Peyton Stovall (1) ^	14	March 9	McNeese [DH-2]	RHP Marcus Mott	2	8th	2	0-0	7-1	W, 11-1 (8)
15	Kendall Diggs (2) ^ !	14	March 9	McNeese [DH-2]	RHP Koel Navarre	0	8th	2	1-2	10-1	W, 11-1 (8)
16	Ross Lovich (1)	15	March 10	McNeese	RHP Kainin Morrow	2	5th	2	0-0	7-5	W, 18-5 (7)
17	Kendall Diggs (3)	16	March 12	Oral Roberts	RHP Ryan Carmack	0	5th	2	2-1	3-0	W, 4-2
18	Nolan Souza (2)	17	March 15	Missouri	RHP Logan Lunceford	1	2nd	1	3-2	0-0	W, 8-0
19	Ross Lovich (2)	17	March 15	Missouri	RHP Logan Lunceford	2	3rd	1	2-1	2-0	W, 8-0
20	Kendall Diggs (4)	17	March 15	Missouri	RHP Logan Lunceford	1	4th	2	2-0	5-0	W, 8-0
21	Nolan Souza (3)	17	March 15	Missouri	RHP Jacob Peaden	0	8th	1	1-2	7-0	W, 8-0
22	Peyton Stovall (2) * ^	18	March 16	Missouri	RHP Bryce Mayer	0	6th	0	2-2	0-0	W, 6-0
23	Wehiwa Aloy (3) ^	18	March 16	Missouri	RHP Bryce Mayer	0	6th	0	0-0	1-0	W, 6-0
24	Kendall Diggs (5) ^	18	March 16	Missouri	RHP Bryce Mayer	0	6th	0	1-2	2-0	W, 6-0
25	Ben McLaughlin (2)	19	March 17	Missouri	RHP Carter Rustad	0	3rd	2	2-2	2-0	W, 9-1
26	Wehiwa Aloy (4)	20	March 21	at #23 Auburn	RHP Conner McBride	0	1st	2	3-2	0-0	W, 1-0
27	Ben McLaughlin (3)	21	March 22	at #23 Auburn	RHP Chase Allsup	0	2nd	1	2-2	0-1	W, 6-5
28	Ryder Helfrick (2)	21	March 22	at #23 Auburn	RHP John Armstrong	0	9th	1	0-0	5-5	W, 6-5
29	Jared Sprague-Lott (2)	22	March 23	at #23 Auburn	RHP Joseph Gonzalez	2	2nd	1	1-1	4-0	L, 8-6
30	Peyton Stovall (3)	23	March 26	Little Rock	RHP Josh Beezley	1	2nd	0	1-2	2-0	W, 11-0 (7)
31	Wehiwa Aloy (5)	23	March 26	Little Rock	RHP Jacob Weatherley	3	6th	0	1-1	4-0	W, 11-0 (7)
32	Jack Wagner (1)	23	March 26	Little Rock	RHP Jacob Weatherley	0	6th	1	1-2	8-0	W, 11-0 (7)
33	Will Edmunson (1)	23	March 26	Little Rock	RHP Jacob Weatherley	1	6th	2	0-0	9-0	W, 11-0 (7)
34	Jack Wagner (2)	24	March 28	#8 LSU	RHP Fidel Ulloa	0	4th	1	1-2	1-2	W, 7-4
35	Kendall Diggs (6)	24	March 28	#8 LSU	RHP Gavin Guidry	2	8th	1	0-2	4-3	W, 7-4
36	Wehiwa Aloy (6)	26	March 30	#8 LSU	LHP Gage Jump	0	1st	1	1-1	0-1	W, 7-5
37	Peyton Stovall (4)	26	March 30	#8 LSU	LHP Nate Ackenhausen	1	6th	1	0-0	5-4	W, 7-5
38	Ben McLaughlin (4)	27	April 2	Arkansas State	RHP Kole Turner	1	2nd	2	2-1	2-0	W, 13-0 (7)
39	Nolan Souza (4)	27	April 2	Arkansas State	RHP Brian Veniard	3	3rd	2	1-0	9-0	W, 13-0 (7)
40	Wehiwa Aloy (7)	28	April 4	Ole Miss	RHP Riley Maddox	2	6th	0	0-1	1-2	W, 5-2
41	Jared Sprague-Lott (3)	28	April 4	Ole Miss	RHP Josh Mallitz	0	6th	1	0-0	4-2	W, 5-2
42	Wehiwa Aloy (8)	29	April 5	Ole Miss	LHP Wes Mendes	1	6th	2	2-2	5-3	W, 8-3
43	Nolan Souza (5)	30	April 6	Ole Miss	RHP Mason Nichols	0	4th	1	2-2	0-0	W, 7-4
44	Nolan Souza (6)	30	April 6	Ole Miss	RHP Connor Spencer	2	7th	0	2-2	3-3	W, 7-4
45	Ben McLaughlin (5) *	31	April 9	San Jose State	RHP Keaton Chase	0	3rd	0	3-1	3-1	W, 5-1
46	Wehiwa Aloy (9) *	31	April 9	San Jose State	RHP Keaton Chase	0	5th	0	0-0	4-1	W, 5-1
47	Jack Wagner (3) *	32	April 10	San Jose State	RHP Cade Cushing	0	7th	0	0-0	4-2	W, 8-2
48	Ben McLaughlin (6) ^	33	April 12	at #25 Alabama	RHP Ben Hess	1	1st	1	2-2	0-0	W, 5-3
49	Jared Sprague-Lott (4) ^	33	April 12	at #25 Alabama	RHP Ben Hess	0	1st	1	3-1	2-0	W, 5-3
50	Peyton Stovall (5)	34	April 13	at #25 Alabama	LHP Greg Farone	0	5th	2	2-0	0-2	L, 4-3 (10)
51	Jared Sprague-Lott (5) *	34	April 13	at #25 Alabama	RHP Tyler Fay	0	6th	0	2-2	1-2	L, 4-3 (10)
52	Peyton Holt (1)	34	April 13	at #25 Alabama	LHP Alton Davis II	0	9th	2	0-0	2-3	L, 4-3 (10)
53	Ben McLaughlin (7)	36	April 16	Texas Tech	LHP Hudson Luce	1	5th	2	3-2	4-7	W, 9-8
54	Peyton Stovall (6) *	37	April 17	Texas Tech	RHP Hudson Parker	0	1st	0	1-1	0-0	W, 5-4
55	Nolan Souza (7) *	37	April 17	Texas Tech	RHP Hudson Parker	0	2nd	0	0-2	1-1	W, 5-4
56	Peyton Stovall (7) *	39	April 20	at #20 S Carolina [DH-1]	LHP Garrett Gainey	0	9th	0	2-1	2-6	L, 6-3
57	Ryder Helfrick (3)	41	April 26	Florida	LHP Pierce Coppola	0	2nd	2	2-0	0-0	W, 2-1

* - indicates leadoff home run | ^ - indicates back-to-back home run | ! - indicates walk-off home run | + - indicates pinch-hit home run

HOME RUN CHART (2024) |||



No.	Player	Game	Date	Opponent	Pitcher	On Base	Inning	Outs	Count	Score	Final
58	Wehiwa Aloy (10)	43	April 27	Florida	RHP Ryan Slater	1	7th	2	1-1	2-4	W, 6-5
59	Peyton Holt (2)	43	April 27	Florida	RHP Luke McNeillie	1	7th	2	2-1	4-4	W, 6-5
60	Wehiwa Aloy (11)	45	April 30	Missouri State	LHP Brendan Beaver	3	1st	0	0-0	0-0	W, 12-7
61	Jared Sprague-Lott (6)	45	April 30	Missouri State	RHP Jake Syverson	0	8th	1	3-1	11-7	W, 12-7
62	Peyton Holt (3)	46	May 1	Missouri State	RHP Jake Syverson	0	6th	1	0-0	3-1	W, 8-5
63	Hudson White (2)	48	May 4	at #8 Kentucky	LHP Dominic Niman	1	2nd	1	3-1	0-0	L, 11-3
64	Peyton Stovall (8) *	49	May 5	at #8 Kentucky	RHP Cameron O'Brien	0	9th	0	1-1	3-7	L, 7-4
65	Hudson White (3)	50	May 10	#14 Mississippi State	RHP Khal Stephen	1	4th	2	1-2	1-0	W, 7-5
66	Jared Sprague-Lott (7)	50	May 10	#14 Mississippi State	RHP Khal Stephen	0	6th	1	2-1	3-3	W, 7-5
67	Peyton Stovall (9)	51	May 11	#14 Mississippi State	BHP Jurrangelo Cijntje (R)	1	5th	1	3-1	2-8	L, 8-5
68	Jayson Jones (4)	52	May 12	#14 Mississippi State	RHP Karson Ligon	1	5th	0	1-1	1-6	W, 9-6
69	Hudson White (4)	52	May 12	#14 Mississippi State	RHP Gavin Black	1	6th	1	0-2	4-6	W, 9-6
70	Peyton Holt (4)	52	May 12	#14 Mississippi State	RHP Cam Schuelke	1	6th	2	1-1	6-6	W, 9-6
71	Wehiwa Aloy (12)	54	May 17	at #5 Texas A&M	LHP Justin Lamkin	0	3rd	2	0-1	1-2	W, 6-3
72	Hudson White (5)	54	May 17	at #5 Texas A&M	RHP Josh Stewart	2	8th	0	3-2	3-3	W, 6-3
73	Hudson White (6)	55	May 18	at #5 Texas A&M	LHP Shane Sdao	0	2nd	1	1-1	0-2	L, 14-4 (7)
74	Wehiwa Aloy (13)	55	May 18	at #5 Texas A&M	LHP Shane Sdao	2	3rd	2	1-2	1-4	L, 14-4 (7)
75	Peyton Holt (5)	57	May 23	vs. #2 Kentucky	LHP Jackson Nove	2	6th	2	3-2	1-6	L, 9-6
76	Peyton Holt (6)	57	May 23	vs. #2 Kentucky	RHP Ryan Hagenow	0	8th	1	1-1	4-9	L, 9-6
77	Jared Sprague-Lott (8)	57	May 23	vs. #2 Kentucky	LHP Evan Byers	0	9th	2	1-1	5-9	L, 9-6
78	Hudson White (7)	58	May 31	SEMO	LHP Haden Dow	0	1st	1	1-1	0-0	W, 17-9
79	Ben McLaughlin (8)	58	May 31	SEMO	RHP Collin Wilma	2	2nd	2	2-2	5-0	W, 17-9
80	Wehiwa Aloy (14) ^	58	May 31	SEMO	RHP Collin Wilma	0	5th	2	1-0	8-8	W, 17-9
81	Kendall Diggs (7) ^	58	May 31	SEMO	LHP Logan Katen	0	5th	2	1-1	9-8	W, 17-9
82	Ben McLaughlin (9)	58	May 31	SEMO	RHP Kyle Miller	2	7th	1	2-2	11-9	W, 17-9
83	Hudson White (8)	58	May 31	SEMO	LHP Alex Hayes	2	8th	2	3-1	14-9	W, 17-9
84	Jared Sprague-Lott (9)	59	June 1	Kansas State	RHP Tyson Neighbors	0	7th	1	2-1	2-6	L, 7-6
85	Peyton Holt (7)	59	June 1	Kansas State	RHP Tyson Neighbors	1	9th	1	0-0	4-7	L, 7-6
86	Peyton Holt (8)	60	June 2	SEMO	RHP Collin Wilma	0	5th	2	0-0	0-4	L, 6-3
87	Parker Rowland (1)	60	June 2	SEMO	RHP Payton Lawrence	1	9th	1	2-2	1-6	L, 6-3

* - indicates leadoff home run | ^ - indicates back-to-back home run | ! - indicates walk-off home run | + - indicates pinch-hit home run



STARTER STATISTICS

TEAM RECORD PER STARTER		QUALITY STARTS			RUN SUPPORT		
Pitcher (Total Starts)	Record	Pitcher (Total Starts)	QS	Record	Pitcher (Total Starts)	Runs	Per Start

RELIEVER STATISTICS



||| GAME-BY-GAME BATTING ORDER (2024)

2024 RECORD: 44-16 • HOME: 34-5 • AWAY: 7-8 • NEUTRAL: 3-3 • SEC: 20-10 • NCAA TOURNAMENT: NCAA Regionals

Date	Opponent	1	2	3	4	5	6	7	8	9
Feb. 16	James Madison	White	Diggs	Aloy	McLaughlin	Wagner	Holt	Jones	Sprague-Lott	Wilmsmeyer
Feb. 17	James Madison	White	Diggs	Aloy	McLaughlin	Helfrick	Holt	Edmunson	Sprague-Lott	Wilmsmeyer
Feb. 18	James Madison	White	Diggs	Aloy	McLaughlin	Wagner	Lovich	Holt	Souza	Wilmsmeyer
Feb. 19	James Madison	Diggs	White	McLaughlin	Aloy	Holt	Jones	Sprague-Lott	Rowland	Wilmsmeyer
Feb. 23	vs. #7 Oregon State	Diggs	White	McLaughlin	Aloy	Helfrick	Jones	Holt	Sprague-Lott	Wilmsmeyer
Feb. 24	vs. Oklahoma State	Diggs	White	McLaughlin	Aloy	Helfrick	Jones	Holt	Sprague-Lott	Wilmsmeyer
Feb. 25	vs. Michigan	Edmunson	Diggs	McLaughlin	Sprague-Lott	Lovich	Aloy	Souza	Rowland	Wilmsmeyer
Feb. 27	Grambling	Edmunson	Diggs	McLaughlin	Sprague-Lott	White	Polk	Aloy	Jones	Holt
March 1	Murray State	White	Diggs	Sprague-Lott	McLaughlin	Aloy	Polk	Jones	Holt	Wilmsmeyer
March 2	Murray State	Edmunson	Diggs	Aloy	McLaughlin	Sprague-Lott	Lovich	Jones	Souza	Helfrick
March 3	Murray State	Edmunson	Diggs	Aloy	McLaughlin	Sprague-Lott	Jones	Souza	Wagner	White
March 5	UCA	Lovich	Aloy	Diggs	Polk	McLaughlin	Jones	Souza	Holt	Helfrick
March 9	McNeese [DH-1]	Lovich	Aloy	Diggs	McLaughlin	Sprague-Lott	Stovall	White	Souza	Wilmsmeyer
March 9	McNeese [DH-2]	Edmunson	Stovall	Diggs	Aloy	McLaughlin	Holt	Souza	Jones	Helfrick
March 10	McNeese	Lovich	Stovall	Aloy	Diggs	McLaughlin	Sprague-Lott	Souza	White	Wilmsmeyer
March 12	Oral Roberts	Stovall	Aloy	McLaughlin	Polk	Diggs	Holt	Lovich	Rowland	Wilmsmeyer
March 15	Missouri	Stovall	Diggs	Aloy	McLaughlin	Lovich	Sprague-Lott	Souza	White	Wilmsmeyer
March 16	Missouri	Stovall	Aloy	Diggs	Holt	McLaughlin	Jones	Souza	Lovich	Rowland
March 17	Missouri	Stovall	Diggs	Aloy	McLaughlin	Lovich	Sprague-Lott	Souza	White	Wilmsmeyer
March 21	at #23 Auburn	Stovall	Diggs	Aloy	McLaughlin	Sprague-Lott	Lovich	White	Souza	Wilmsmeyer
March 22	at #23 Auburn	Stovall	Aloy	Diggs	White	McLaughlin	Sprague-Lott	Edmunson	Rowland	Wilmsmeyer
March 23	at #23 Auburn	Stovall	Diggs	Aloy	McLaughlin	White	Souza	Sprague-Lott	Edmunson	Wilmsmeyer
March 26	Little Rock	Stovall	McLaughlin	Aloy	Diggs	Wagner	Lovich	Holt	Edmunson	Helfrick
March 28	#8 LSU	Stovall	Aloy	McLaughlin	Sprague-Lott	Diggs	Wagner	White	Edmunson	Wilmsmeyer
March 29	#8 LSU	Stovall	McLaughlin	Aloy	Diggs	Sprague-Lott	Lovich	White	Souza	Wilmsmeyer
March 30	#8 LSU	Stovall	Aloy	McLaughlin	White	Diggs	Sprague-Lott	Edmunson	Helfrick	Wilmsmeyer
April 2	Arkansas State	Stovall	McLaughlin	Aloy	Diggs	Souza	Holt	Lovich	Helfrick	Edmunson
April 4	Ole Miss	Stovall	McLaughlin	Aloy	Diggs	Sprague-Lott	Lovich	White	Souza	Wilmsmeyer
April 5	Ole Miss	Stovall	Aloy	McLaughlin	Wagner	Diggs	Sprague-Lott	Helfrick	Edmunson	Wilmsmeyer
April 6	Ole Miss	Stovall	McLaughlin	Aloy	Diggs	Lovich	Sprague-Lott	Souza	White	Wilmsmeyer
April 9	San Jose State	Stovall	Souza	Aloy	McLaughlin	Holt	Polk	Jones	Helfrick	Edmunson
April 10	San Jose State	Stovall	McLaughlin	Aloy	Diggs	Souza	Wagner	Lovich	Edmunson	Rowland
April 12	at #25 Alabama	Stovall	Aloy	McLaughlin	Sprague-Lott	Diggs	White	Souza	Edmunson	Wilmsmeyer
April 13	at #25 Alabama	Stovall	Aloy	Sprague-Lott	McLaughlin	Helfrick	Holt	Diggs	White	Wilmsmeyer
April 14	at #25 Alabama	Diggs	Stovall	Sprague-Lott	McLaughlin	Aloy	Souza	Holt	Helfrick	Wilmsmeyer
April 16	Texas Tech	Holt	Stovall	Sprague-Lott	Aloy	McLaughlin	Wagner	White	Jones	Edmunson
April 17	Texas Tech	Stovall	Holt	McLaughlin	Aloy	Souza	Wagner	Lovich	Jones	Rowland
April 19	at #20 South Carolina	Stovall	Aloy	McLaughlin	Souza	Holt	Diggs	Wagner	White	Wilmsmeyer
April 20	at #20 South Carolina [DH-1]	Stovall	McLaughlin	Aloy	Diggs	Souza	Holt	Lovich	White	Edmunson
April 20	at #20 South Carolina [DH-2]	Stovall	McLaughlin	Aloy	Diggs	Souza	Holt	Lovich	Wagner	Rowland
April 23	vs. UAPB	Stovall	McLaughlin	Aloy	Diggs	Souza	White	Lovich	Helfrick	Wilmsmeyer
April 26	Florida	Stovall	Sprague-Lott	Aloy	McLaughlin	Holt	Helfrick	Diggs	White	Wilmsmeyer
April 27	Florida [DH-1]	Stovall	Sprague-Lott	Aloy	McLaughlin	Holt	Diggs	Wagner	Rowland	Wilmsmeyer
April 27	Florida [DH-2]	Stovall	Sprague-Lott	McLaughlin	Aloy	Holt	Diggs	Helfrick	Souza	Edmunson
April 30	Missouri State	Stovall	Holt	Sprague-Lott	Aloy	Helfrick	Wagner	Jones	White	Edmunson
May 1	Missouri State	Stovall	McLaughlin	Sprague-Lott	Diggs	Aloy	Souza	Holt	Rowland	Wilmsmeyer
May 3	at #8 Kentucky	Stovall	Sprague-Lott	Aloy	McLaughlin	Holt	Helfrick	Diggs	White	Wilmsmeyer
May 4	at #8 Kentucky	Stovall	Sprague-Lott	McLaughlin	Aloy	Diggs	Holt	Souza	White	Lovich
May 5	at #8 Kentucky	Stovall	Aloy	McLaughlin	Sprague-Lott	Diggs	Holt	Rowland	White	Edmunson
May 10	#14 Mississippi State	Holt	Stovall	Sprague-Lott	Aloy	McLaughlin	White	Helfrick	Jones	Wilmsmeyer
May 11	#14 Mississippi State	Diggs	Sprague-Lott	Stovall	Aloy	McLaughlin	White	Souza	Holt	Lovich
May 12	#14 Mississippi State	Holt	Stovall	Sprague-Lott	Aloy	McLaughlin	Helfrick	White	Diggs	Jones
May 16	at #5 Texas A&M	Holt	Stovall	Sprague-Lott	Aloy	McLaughlin	Helfrick	White	Jones	Wilmsmeyer
May 17	at #5 Texas A&M	Diggs	Sprague-Lott	Stovall	Aloy	White	McLaughlin	Helfrick	Holt	Jones
May 18	at #5 Texas A&M	Diggs	Sprague-Lott	Stovall	Aloy	White	McLaughlin	Helfrick	Holt	Wilmsmeyer
May 22	vs. South Carolina	Diggs	Stovall	White	McLaughlin	Aloy	Sprague-Lott	Souza	Holt	Lovich
May 23	vs. #2 Kentucky	Diggs	White	Stovall	Sprague-Lott	McLaughlin	Aloy	Holt	Helfrick	Edmunson
May 31	SEMO	Stovall	White	Sprague-Lott	McLaughlin	Helfrick	Aloy	Diggs	Holt	Wilmsmeyer
June 1	Kansas State	Stovall	White	Sprague-Lott	McLaughlin	Aloy	Diggs	Holt	Wagner	Wilmsmeyer
June 2	SEMO	Stovall	White	Sprague-Lott	McLaughlin	Aloy	Diggs	Holt	Helfrick	Wilmsmeyer

GAME-BY-GAME DEFENSIVE LINEUP (2024) |||



2024 RECORD: 44-16 • **HOME:** 34-5 • **AWAY:** 7-8 • **NEUTRAL:** 3-3 • **SEC:** 20-10 • **NCAA TOURNAMENT:** NCAA Regionals

Date	Opponent	C	1B	2B	3B	SS	LF	CF	RF	DH
Feb. 16	James Madison	White	McLaughlin	Holt	Sprague-Lott	Aloy	Jones	Wilmsmeyer	Diggs	Wagner
Feb. 17	James Madison	Helfrick	McLaughlin	Holt	Sprague-Lott	Aloy	Edmunson	Wilmsmeyer	Diggs	White
Feb. 18	James Madison	White	Wagner	Souza	Holt	Aloy	Lovich	Wilmsmeyer	Diggs	McLaughlin
Feb. 19	James Madison	Rowland	McLaughlin	Holt	Sprague-Lott	Aloy	Jones	Wilmsmeyer	Diggs	White
Feb. 23	vs. #7 Oregon State	White	McLaughlin	Holt	Sprague-Lott	Aloy	Jones	Wilmsmeyer	Diggs	Helfrick
Feb. 24	vs. Oklahoma State	Helfrick	McLaughlin	Holt	Sprague-Lott	Aloy	Jones	Wilmsmeyer	Diggs	White
Feb. 25	vs. Michigan	Rowland	McLaughlin	Souza	Sprague-Lott	Aloy	Edmunson	Wilmsmeyer	Lovich	Diggs
Feb. 27	Grambling	Polk	McLaughlin	Holt	Sprague-Lott	Aloy	Jones	Edmunson	Diggs	White
March 1	Murray State	White	McLaughlin	Holt	Sprague-Lott	Aloy	Jones	Wilmsmeyer	Diggs	Polk
March 2	Murray State	Helfrick	McLaughlin	Souza	Sprague-Lott	Aloy	Jones	Edmunson	Diggs	Lovich
March 3	Murray State	White	Wagner	Souza	Sprague-Lott	Aloy	Jones	Edmunson	Diggs	McLaughlin
March 5	UCA	Helfrick	McLaughlin	Souza	Holt	Aloy	Jones	Lovich	Diggs	Polk
March 9	McNeese [DH-1]	White	McLaughlin	Souza	Sprague-Lott	Aloy	Lovich	Wilmsmeyer	Diggs	Stovall
March 9	McNeese [DH-2]	Helfrick	McLaughlin	Souza	Holt	Aloy	Jones	Edmunson	Diggs	Stovall
March 10	McNeese	White	McLaughlin	Souza	Sprague-Lott	Aloy	Lovich	Wilmsmeyer	Diggs	Stovall
March 12	Oral Roberts	Rowland	McLaughlin	Stovall	Holt	Aloy	Lovich	Wilmsmeyer	Diggs	Polk
March 15	Missouri	White	McLaughlin	Stovall	Sprague-Lott	Aloy	Lovich	Wilmsmeyer	Diggs	Souza
March 16	Missouri	Rowland	McLaughlin	Stovall	Holt	Aloy	Jones	Lovich	Diggs	Souza
March 17	Missouri	White	McLaughlin	Stovall	Sprague-Lott	Aloy	Lovich	Wilmsmeyer	Diggs	Souza
March 21	at #23 Auburn	White	McLaughlin	Stovall	Sprague-Lott	Aloy	Lovich	Wilmsmeyer	Diggs	Souza
March 22	at #23 Auburn	Rowland	McLaughlin	Stovall	Sprague-Lott	Aloy	Edmunson	Wilmsmeyer	Diggs	White
March 23	at #23 Auburn	White	McLaughlin	Stovall	Sprague-Lott	Aloy	Edmunson	Wilmsmeyer	Diggs	Souza
March 26	Little Rock	Helfrick	McLaughlin	Stovall	Holt	Aloy	Lovich	Edmunson	Diggs	Wagner
March 28	#8 LSU	White	McLaughlin	Stovall	Sprague-Lott	Aloy	Edmunson	Wilmsmeyer	Diggs	Wagner
March 29	#8 LSU	White	McLaughlin	Stovall	Sprague-Lott	Aloy	Lovich	Wilmsmeyer	Diggs	Souza
March 30	#8 LSU	Helfrick	McLaughlin	Stovall	Sprague-Lott	Aloy	Edmunson	Wilmsmeyer	Diggs	White
April 2	Arkansas State	Helfrick	McLaughlin	Stovall	Holt	Aloy	Lovich	Edmunson	Diggs	Souza
April 4	Ole Miss	White	McLaughlin	Stovall	Sprague-Lott	Aloy	Lovich	Wilmsmeyer	Diggs	Souza
April 5	Ole Miss	Helfrick	McLaughlin	Stovall	Sprague-Lott	Aloy	Edmunson	Wilmsmeyer	Diggs	Wagner
April 6	Ole Miss	White	McLaughlin	Stovall	Sprague-Lott	Aloy	Lovich	Wilmsmeyer	Diggs	Souza
April 9	San Jose State	Helfrick	McLaughlin	Stovall	Souza	Aloy	Jones	Edmunson	Holt	Polk
April 10	San Jose State	Rowland	McLaughlin	Stovall	Souza	Aloy	Lovich	Edmunson	Diggs	Wagner
April 12	at #25 Alabama	White	McLaughlin	Stovall	Sprague-Lott	Aloy	Edmunson	Wilmsmeyer	Diggs	Souza
April 13	at #25 Alabama	White	McLaughlin	Stovall	Sprague-Lott	Aloy	Holt	Wilmsmeyer	Diggs	Helfrick
April 14	at #25 Alabama	Helfrick	McLaughlin	Stovall	Sprague-Lott	Aloy	Holt	Wilmsmeyer	Diggs	Souza
April 16	Texas Tech	White	McLaughlin	Stovall	Sprague-Lott	Aloy	Jones	Holt	Edmunson	Wagner
April 17	Texas Tech	Rowland	McLaughlin	Stovall	Souza	Aloy	Jones	Holt	Lovich	Wagner
April 19	at #20 South Carolina	White	McLaughlin	Stovall	Souza	Aloy	Holt	Wilmsmeyer	Diggs	Wagner
April 20	at #20 South Carolina [DH-1]	White	McLaughlin	Stovall	Holt	Aloy	Lovich	Edmunson	Diggs	Souza
April 20	at #20 South Carolina [DH-2]	Rowland	McLaughlin	Stovall	Souza	Aloy	Lovich	Holt	Diggs	Wagner
April 23	vs. UAPB	Helfrick	McLaughlin	Stovall	Souza	Aloy	Lovich	Wilmsmeyer	Diggs	White
April 26	Florida	White	McLaughlin	Stovall	Sprague-Lott	Aloy	Holt	Wilmsmeyer	Diggs	Helfrick
April 27	Florida [DH-1]	Rowland	McLaughlin	Stovall	Sprague-Lott	Aloy	Holt	Wilmsmeyer	Diggs	Wagner
April 27	Florida [DH-2]	Helfrick	McLaughlin	Stovall	Sprague-Lott	Aloy	Edmunson	Holt	Diggs	Souza
April 30	Missouri State	White	Wagner	Stovall	Sprague-Lott	Aloy	Edmunson	Holt	Jones	Helfrick
May 1	Missouri State	Rowland	McLaughlin	Stovall	Sprague-Lott	Aloy	Holt	Wilmsmeyer	Diggs	Souza
May 3	at #8 Kentucky	White	McLaughlin	Stovall	Sprague-Lott	Aloy	Holt	Wilmsmeyer	Diggs	Helfrick
May 4	at #8 Kentucky	White	McLaughlin	Stovall	Sprague-Lott	Aloy	Lovich	Holt	Diggs	Souza
May 5	at #8 Kentucky	White	McLaughlin	Stovall	Sprague-Lott	Aloy	Edmunson	Holt	Diggs	Rowland
May 10	#14 Mississippi State	White	McLaughlin	Stovall	Sprague-Lott	Aloy	Jones	Wilmsmeyer	Holt	Helfrick
May 11	#14 Mississippi State	White	McLaughlin	Stovall	Sprague-Lott	Aloy	Lovich	Holt	Diggs	Souza
May 12	#14 Mississippi State	White	McLaughlin	Stovall	Sprague-Lott	Aloy	Jones	Holt	Diggs	Helfrick
May 16	at #5 Texas A&M	White	McLaughlin	Stovall	Sprague-Lott	Aloy	Jones	Wilmsmeyer	Holt	Helfrick
May 17	at #5 Texas A&M	White	McLaughlin	Stovall	Sprague-Lott	Aloy	Jones	Holt	Diggs	Helfrick
May 18	at #5 Texas A&M	Helfrick	McLaughlin	Stovall	Sprague-Lott	Aloy	Holt	Wilmsmeyer	Diggs	White
May 22	vs. South Carolina	White	McLaughlin	Stovall	Sprague-Lott	Aloy	Lovich	Holt	Diggs	Souza
May 23	vs. #2 Kentucky	White	McLaughlin	Stovall	Sprague-Lott	Aloy	Edmunson	Holt	Diggs	Helfrick
May 31	SEMO	White	McLaughlin	Stovall	Sprague-Lott	Aloy	Holt	Wilmsmeyer	Diggs	Helfrick
June 1	Kansas State	White	McLaughlin	Stovall	Sprague-Lott	Aloy	Holt	Wilmsmeyer	Diggs	Wagner
June 2	SEMO	Helfrick	McLaughlin	Stovall	Sprague-Lott	Aloy	Holt	Wilmsmeyer	Diggs	White



||| GAME-BY-GAME HITTING (2024)

2024 RECORD: 44-16 • HOME: 34-5 • AWAY: 7-8 • NEUTRAL: 3-3 • SEC: 20-10 • NCAA TOURNAMENT: NCAA Regionals

Date	Opponent	AB	R	H	RBI	2B	3B	HR	BB	IBB	SB	CS	HBP	SAC	SF	GDP	K	PO	A	E	Avg
Feb. 16	James Madison	30	6	9	5	2	0	2	6	1	3	0	0	0	0	1	7	27	9	0	.300
Feb. 17	James Madison	36	15	14	15	2	0	2	10	0	0	0	2	0	0	2	6	24	8	0	.348
Feb. 18	James Madison	32	3	10	3	6	0	0	6	0	0	1	1	0	0	1	5	27	8	1	.337
Feb. 19	James Madison	31	4	7	4	1	0	0	4	1	0	0	1	0	0	1	4	27	9	2	.310
Feb. 23	vs. #7 Oregon State	28	5	6	5	1	1	0	3	0	0	0	4	1	0	0	9	27	3	0	.293
Feb. 24	vs. Oklahoma State	52	1	8	1	2	0	0	5	0	2	0	0	1	0	0	14	40	9	2	.258
Feb. 25	vs. Michigan	29	4	5	3	3	0	0	7	0	2	0	4	0	0	2	9	27	8	4	.248
Feb. 27	Grambling	37	21	20	19	6	0	3	10	0	0	0	1	0	0	2	1	21	7	0	.287
March 1	Murray State	31	5	7	4	1	0	0	4	0	4	0	0	0	0	0	4	27	4	0	.281
March 2	Murray State	32	11	11	10	2	0	1	8	0	1	1	1	0	1	1	5	24	7	1	.287
March 3	Murray State	32	5	10	4	0	0	1	2	0	1	0	0	0	1	2	4	27	2	2	.289
March 5	UCA	30	9	7	8	0	0	2	6	0	0	0	1	0	1	1	5	27	10	1	.285
March 9	McNeese [DH-1]	31	3	9	3	2	0	0	2	0	2	0	0	1	0	2	9	27	10	1	.285
March 9	McNeese [DH-2]	35	11	14	10	1	0	4	2	0	2	0	1	0	1	0	11	24	6	0	.294
March 10	McNeese	31	18	12	16	1	0	1	10	0	0	0	1	0	0	0	5	21	7	0	.300
March 12	Oral Roberts	27	4	6	4	1	0	1	7	0	0	0	1	2	0	1	5	27	11	0	.296
March 15	Missouri	33	8	7	8	0	0	4	2	0	0	0	1	0	0	0	5	27	7	0	.291
March 16	Missouri	28	6	5	5	0	1	3	4	0	1	0	3	0	0	1	7	27	4	0	.285
March 17	Missouri	32	9	10	8	3	0	1	6	0	0	0	2	0	2	1	3	27	12	0	.287
March 21	at #23 Auburn	31	1	6	1	0	0	1	3	0	1	2	2	0	0	0	8	27	7	1	.282
March 22	at #23 Auburn	34	6	8	6	0	0	2	2	0	0	0	2	0	1	0	11	27	11	2	.280
March 23	at #23 Auburn	37	6	10	6	2	1	1	5	0	0	0	2	0	0	0	7	24	9	1	.280
March 26	Little Rock	23	11	6	11	0	0	4	8	0	1	1	4	0	1	0	5	21	6	0	.279
March 28	#8 LSU	31	7	10	7	0	0	2	11	0	1	0	0	0	1	1	10	27	5	0	.281
March 29	#8 LSU	37	4	9	4	5	0	0	5	0	0	0	0	1	0	0	14	30	11	0	.279
March 30	#8 LSU	32	7	9	7	1	0	2	7	0	2	1	0	0	0	1	6	27	11	0	.279
April 2	Arkansas State	30	13	12	10	3	0	2	5	0	0	0	2	0	0	0	5	21	5	0	.283
April 4	Ole Miss	30	5	7	5	0	0	2	4	0	0	0	0	0	0	1	5	27	4	0	.282
April 5	Ole Miss	31	8	9	8	2	0	1	8	0	0	1	0	0	1	0	11	27	5	2	.282
April 6	Ole Miss	34	7	11	6	1	0	2	8	0	2	0	1	0	0	2	6	27	5	1	.283
April 9	San Jose State	32	5	9	5	1	0	2	7	0	0	0	0	0	0	1	10	27	9	0	.283
April 10	San Jose State	34	8	14	8	3	0	1	4	0	1	0	1	2	2	0	5	27	9	0	.288
April 12	at #25 Alabama	34	5	6	4	0	0	2	5	0	1	0	2	0	0	0	10	27	4	0	.284
April 13	at #25 Alabama	37	3	6	3	1	0	3	1	0	2	0	0	0	0	0	9	27	7	1	.280
April 14	at #25 Alabama	31	0	4	0	1	0	0	2	0	0	0	0	0	0	1	6	24	11	1	.276
April 16	Texas Tech	33	9	10	8	5	0	1	5	0	0	1	3	0	1	2	6	27	5	1	.277
April 17	Texas Tech	23	5	4	5	0	0	2	7	1	1	0	3	2	1	2	7	27	10	0	.275
April 19	at #20 South Carolina	29	2	4	1	1	0	0	10	0	1	0	2	1	1	0	11	27	7	0	.271
April 20	at #20 South Carolina [DH-1]	38	3	12	3	0	0	1	3	0	0	0	1	0	1	0	8	24	9	0	.273
April 20	at #20 South Carolina [DH-2]	37	9	9	7	4	0	0	4	0	0	0	1	0	0	0	6	27	8	1	.272
April 23	vs. UAPB	26	11	9	11	2	0	0	6	0	1	0	2	1	2	0	4	21	6	0	.273
April 26	Florida	25	2	3	2	0	0	1	3	0	0	0	1	0	1	1	11	27	8	1	.270
April 27	Florida [DH-1]	31	6	8	6	1	0	2	4	0	2	0	2	1	0	0	9	27	10	1	.270
April 27	Florida [DH-2]	40	5	12	4	2	0	0	4	0	0	0	1	0	0	0	8	27	9	1	.271
April 30	Missouri State	36	12	10	10	2	0	2	3	0	3	0	2	0	0	0	11	27	6	1	.271
May 1	Missouri State	31	8	10	6	1	0	1	6	0	1	1	0	0	2	0	7	27	6	0	.272
May 3	at #8 Kentucky	38	10	11	9	4	0	0	9	0	0	0	1	0	0	0	10	27	3	0	.273
May 4	at #8 Kentucky	35	3	8	3	0	0	1	4	0	0	0	0	0	0	1	9	24	8	0	.272
May 5	at #8 Kentucky	32	4	7	4	1	0	1	6	0	0	0	3	0	1	1	10	24	6	1	.271
May 10	#14 Mississippi State	34	7	10	6	0	0	2	1	0	1	0	0	0	0	0	7	27	3	1	.271
May 11	#14 Mississippi State	35	5	9	4	2	0	1	4	0	0	0	0	0	2	0	6	27	11	1	.271
May 12	#14 Mississippi State	31	9	8	9	3	0	3	3	0	1	0	1	0	1	0	7	27	11	0	.271
May 16	at #5 Texas A&M	42	0	9	0	1	0	0	1	0	1	0	0	0	0	1	13	32	10	0	.269
May 17	at #5 Texas A&M	36	6	11	6	1	0	2	3	0	0	1	0	1	0	0	15	27	8	1	.270
May 18	at #5 Texas A&M	25	4	5	4	0	0	2	4	0	0	0	1	0	0	0	12	20	3	0	.269
May 22	vs. South Carolina	35	5	9	5	2	0	0	5	0	1	0	0	0	2	0	9	27	8	2	.269
May 23	vs. #2 Kentucky	36	6	9	6	1	0	3	5	0	0	0	0	0	0	0	5	24	5	3	.268
May 31	SEMO	40	17	16	17	3	0	6	5	0	1	1	1	1	1	0	8	27	5	0	.271
June 1	Kansas State	41	6	13	5	2	0	2	4	0	1	0	1	0	0	0	8	24	10	0	.272
June 2	SEMO	33	3	6	3	1	0	2	2	0	0	0	2	0	0	0	10	24	8	1	.271
	Totals	1977	401	535	370	93	3	87	300	3	44	11	68	15	28	33	463	1571	443	39	.271

GAME-BY-GAME PITCHING (2024) |||



2024 RECORD: 44-16 • **HOME:** 34-5 • **AWAY:** 7-8 • **NEUTRAL:** 3-3 • **SEC:** 20-10 • **NCAA TOURNAMENT:** NCAA Regionals

Date	Opponent	IP	H	R	ER	BB	SO	2B	3B	HR	WP	BK	HBP	DP	IBB	Score	W	L	SV	ERA
Feb. 16	James Madison	9.0	5	4	4	3	12	1	0	1	0	0	1	0	0	6-4	1	0	1	4.00
Feb. 17	James Madison	8.0	6	5	5	3	6	0	0	0	0	0	3	0	0	15-5	2	0	2	4.76
Feb. 18	James Madison	9.0	10	7	6	6	16	1	0	1	3	0	1	0	0	3-7	2	1	2	5.19
Feb. 19	James Madison	9.0	4	0	0	1	9	0	0	0	0	0	1	1	0	4-0	3	1	2	3.86
Feb. 23	vs. #7 Oregon State	9.0	8	4	4	1	23	1	0	1	2	0	0	0	0	5-4	4	1	3	3.89
Feb. 24	vs. Oklahoma State	13.1	6	2	1	7	25	1	0	0	0	0	2	1	1	1-2	4	2	3	3.14
Feb. 25	vs. Michigan	9.0	5	3	1	2	11	1	0	0	0	0	1	1	0	4-3	5	2	4	2.85
Feb. 27	Grambling	7.0	4	1	1	2	11	1	0	0	0	0	0	2	0	21-1	6	2	4	2.70
March 1	Murray State	9.0	2	1	1	2	20	1	0	1	0	0	2	0	0	5-1	7	2	5	2.51
March 2	Murray State	8.0	3	1	1	1	14	0	0	1	0	0	0	1	0	11-1	8	2	5	2.39
March 3	Murray State	9.0	8	3	3	1	16	0	0	2	0	0	1	0	0	5-3	9	2	6	2.45
March 5	UCA	9.0	9	7	7	4	11	1	0	0	1	0	3	0	0	9-7	10	2	7	2.82
March 9	McNeese [DH-1]	9.0	8	1	1	5	15	0	0	0	1	0	0	0	0	3-1	11	2	8	2.68
March 9	McNeese [DH-2]	8.0	7	1	1	2	12	0	0	0	0	0	3	0	0	11-1	12	2	9	2.59
March 10	McNeese	7.0	6	5	5	3	7	1	1	1	0	1	1	0	0	18-5	13	2	9	2.79
March 12	Oral Roberts	9.0	9	2	2	2	10	1	0	0	0	0	0	2	0	4-2	14	2	10	2.74
March 15	Missouri	9.0	4	0	0	1	12	2	0	0	1	0	0	0	0	8-0	15	2	10	2.57
March 16	Missouri	9.0	1	0	0	5	12	0	0	0	0	0	2	1	0	6-0	16	2	10	2.43
March 17	Missouri	9.0	3	1	1	4	13	0	0	1	0	0	1	1	0	9-1	17	2	10	2.35
March 21	at #23 Auburn	9.0	3	0	0	2	17	0	0	0	1	0	1	1	0	1-0	18	2	11	2.23
March 22	at #23 Auburn	9.0	10	5	4	6	12	4	0	0	1	1	1	0	0	6-5	19	2	12	2.32
March 23	at #23 Auburn	8.0	10	8	8	6	6	2	0	3	0	0	1	1	0	6-8	19	3	12	2.59
March 26	Little Rock	7.0	2	0	0	0	6	0	0	0	0	0	0	0	0	11-0	20	3	12	2.50
March 28	#8 LSU	9.0	9	4	4	2	19	2	0	2	1	0	0	0	0	7-4	21	3	13	2.57
March 29	#8 LSU	10.0	9	3	3	3	12	0	0	0	0	0	1	2	0	4-3	22	3	13	2.57
March 30	#8 LSU	9.0	9	5	5	2	7	0	0	4	0	0	2	3	0	7-5	23	3	14	2.67
April 2	Arkansas State	7.0	1	0	0	4	13	0	0	0	0	0	0	0	0	13-0	24	3	14	2.59
April 4	Ole Miss	9.0	5	2	2	5	15	0	0	0	0	0	1	0	0	5-2	25	3	15	2.57
April 5	Ole Miss	9.0	6	3	3	5	11	0	0	2	1	0	1	2	0	8-3	26	3	15	2.58
April 6	Ole Miss	9.0	9	4	4	4	15	2	0	0	0	0	0	0	0	7-4	27	3	16	2.63
April 9	San Jose State	9.0	2	1	1	1	10	0	0	1	0	0	0	0	0	5-1	28	3	16	2.58
April 10	San Jose State	9.0	4	2	2	3	10	1	0	1	0	1	0	0	0	8-2	29	3	16	2.56
April 12	at #25 Alabama	9.0	6	3	3	4	9	0	0	0	0	0	0	0	0	5-3	30	3	17	2.57
April 13	at #25 Alabama	9.0	8	4	3	3	8	3	0	2	0	0	4	1	0	3-4	30	4	17	2.59
April 14	at #25 Alabama	8.0	10	5	4	2	4	3	0	1	2	0	2	2	0	0-5	30	5	17	2.64
April 16	Texas Tech	9.0	13	8	8	1	14	2	0	2	0	0	1	0	0	9-8	31	5	17	2.79
April 17	Texas Tech	9.0	7	4	4	4	6	2	0	1	0	0	0	3	0	5-4	32	5	18	2.82
April 19	at #20 South Carolina	9.0	4	1	1	6	16	1	0	0	0	0	2	0	2	2-1	33	5	19	2.77
April 20	at #20 South Carolina [DH-1]	8.0	9	6	6	8	8	0	0	0	1	0	1	0	1	3-6	33	6	19	2.87
April 20	at #20 South Carolina [DH-2]	9.0	8	6	6	4	9	5	0	0	1	0	1	1	0	9-6	34	6	19	2.95
April 23	vs. UAPB	7.0	7	1	1	0	11	1	0	0	0	0	0	1	0	11-1	35	6	19	2.91
April 26	Florida	9.0	3	1	0	3	14	1	0	0	0	0	1	0	1	2-1	36	6	19	2.84
April 27	Florida [DH-1]	9.0	10	5	4	7	10	1	0	0	1	0	1	1	3	6-5	37	6	20	2.87
April 27	Florida [DH-2]	9.0	8	9	9	8	7	1	0	2	0	0	0	0	1	5-9	37	7	20	3.01
April 30	Missouri State	9.0	5	7	6	6	15	0	0	1	0	0	3	0	0	12-7	38	7	20	3.08
May 1	Missouri State	9.0	8	5	5	1	10	3	0	2	1	0	2	1	0	8-5	39	7	21	3.12
May 3	at #8 Kentucky	9.0	5	3	3	5	18	1	0	0	1	0	0	0	0	10-3	40	7	21	3.12
May 4	at #8 Kentucky	8.0	11	11	11	6	9	5	0	0	0	0	3	2	0	3-11	40	8	21	3.30
May 5	at #8 Kentucky	8.0	9	7	6	3	4	3	0	2	0	0	0	0	0	4-7	40	9	21	3.36
May 10	#14 Mississippi State	9.0	7	5	3	9	16	1	0	0	0	0	1	0	0	7-5	41	9	22	3.35
May 11	#14 Mississippi State	9.0	9	8	6	10	11	2	0	3	1	0	1	1	0	5-8	41	10	22	3.41
May 12	#14 Mississippi State	9.0	13	6	6	6	8	3	0	2	0	0	1	1	1	9-6	42	10	23	3.46
May 16	at #5 Texas A&M	10.2	5	1	1	3	20	2	0	0	2	0	0	0	1	0-1	42	11	23	3.40
May 17	at #5 Texas A&M	9.0	7	3	2	0	7	1	0	1	0	0	1	0	0	6-3	43	11	23	3.37
May 18	at #5 Texas A&M	6.2	15	14	14	7	6	3	0	4	2	0	0	0	0	4-14	43	12	23	3.59
May 22	vs. South Carolina	9.0	8	6	6	6	11	0	0	2	0	1	3	0	0	5-6	43	13	23	3.63
May 23	vs. #2 Kentucky	8.0	10	9	5	2	11	0	1	3	1	0	1	0	0	6-9	43	14	23	3.66
May 31	SEMO	9.0	9	9	9	10	13	3	0	2	1	0	0	0	0	17-9	44	14	23	3.76
June 1	Kansas State	8.0	5	7	7	4	11	0	0	2	0	0	0	0	0	6-7	44	15	23	3.82
June 2	SEMO	8.0	9	6	6	1	12	1	0	2	0	0	1	1	0	3-6	44	16	23	3.87
	Totals	523.2	415	245	225	227	706	71	2	56	26	4	60	34	11	401-245	44	16	23	3.87



1 ROCCO PEPPI

SEASON HIGHS

Category	High	Opponent (Last)	Date
Hits			
Runs			
Doubles			
Triples			
Home Runs			
RBI			
Walks			
Stolen Bases			

CAREER HIGHS

Category	High	Opponent (Last)	Date
Hits	4	3x (at Washington State)	4/28/24
Runs	4	3x (at New Mexico)	4/13/24
Doubles	2	2x (at Sacramento State)	3/12/24
Triples	--	--	--
Home Runs	2	2x (San Jose State)	4/20/24
RBI	5	Gonzaga	3/12/22
Walks	2	6x (at Hawai'i)	4/21/23
Stolen Bases	1	3x (at Washington State)	4/28/24



3 NOLAN SOUZA

SEASON HIGHS

Category	High	Opponent (Last)	Date
Hits			
Runs			
Doubles			
Triples			
Home Runs			
RBI			
Walks			
Stolen Bases			

CAREER HIGHS

Category	High	Opponent (Last)	Date
Hits	3	3x (Ole Miss)	4/6/24
Runs	2	4x (Ole Miss)	4/6/24
Doubles	1	7x (vs. UAPB)	4/23/24
Triples	--	--	--
Home Runs	2	Missouri	3/15/24
RBI	5	Ole Miss	4/6/24
Walks	3	San Jose State	4/9/24
Stolen Bases	1	3x (at #23 Auburn)	3/21/24



4 JUSTIN THOMAS JR.

SEASON HIGHS

Category	High	Opponent (Last)	Date
Hits			
Runs			
Doubles			
Triples			
Home Runs			
RBI			
Walks			
Stolen Bases			

CAREER HIGHS

Category	High	Opponent (Last)	Date
Hits	1	3x (Kennesaw State)	5/2/23
Runs	2	2x (vs. Georgia State)	3/21/23
Doubles	1	vs. Georgia State	3/21/23
Triples	--	--	--
Home Runs	1	at Georgia Southern	3/8/23
RBI	2	2x (Kennesaw State)	5/2/23
Walks	1	7x (Kennesaw State)	5/2/23
Stolen Bases	1	3x (vs. Georgia State)	3/21/23



5 KENDALL DIGGS

SEASON HIGHS

Category	High	Opponent (Last)	Date
Hits			
Runs			
Doubles			
Triples			
Home Runs			
RBI			
Walks			
Stolen Bases			

CAREER HIGHS

Category	High	Opponent (Last)	Date
Hits	3	6x (Ole Miss)	4/6/24
Runs	3	4x (SEMO)	5/31/24
Doubles	2	5x (at #20 South Carolina)	4/20/24
Triples	1	2x (at #23 Auburn)	3/24/23
Home Runs	1	22x (SEMO)	5/31/24
RBI	5	at Mississippi State	5/6/23
Walks	3	2x (James Madison)	2/17/24
Stolen Bases	1	6x (Florida)	4/27/24



6 GABE FRASER

SEASON HIGHS

Category	High	Opponent (Last)	Date
Hits			
Runs			
Doubles			
Triples			
Home Runs			
RBI			
Walks			
Stolen Bases			

CAREER HIGHS

Category	High	Opponent (Last)	Date
Hits			
Runs			
Doubles			
Triples			
Home Runs			
RBI			
Walks			
Stolen Bases			



8 CAM KOZEAL

SEASON HIGHS

Category	High	Opponent (Last)	Date
Hits			
Runs			
Doubles			
Triples			
Home Runs			
RBI			
Walks			
Stolen Bases			

CAREER HIGHS

Category	High	Opponent (Last)	Date
Hits	4	2x (vs. Texas)	3/3/24
Runs	3	Texas	3/3/24
Doubles	1	8x (at Georgia)	5/5/24
Triples	--	--	--
Home Runs	1	5x (at Kentucky)	5/16/24
RBI	5	Indiana State	2/27/24
Walks	2	Gonzaga	2/23/24
Stolen Bases	1	LSU	4/6/24




9 WEHIWA ALOY

SEASON HIGHS

Category	High	Opponent (Last)	Date
Hits			
Runs			
Doubles			
Triples			
Home Runs			
RBI			
Walks			
Stolen Bases			

CAREER HIGHS

Category	High	Opponent (Last)	Date
Hits	4	3x (vs. UAPB)	4/23/24
Runs	3	7x (Utah Tech)	5/18/23
Doubles	2	2x (#14 Mississippi State)	5/11/24
Triples	1	5x (Utah Tech)	5/18/23
Home Runs	1	28x (SEMO)	5/31/24
RBI	5	vs. UAPB	4/23/24
Walks	3	#8 LSU	3/28/24
Stolen Bases	1	9x (Texas Tech)	4/17/24



10 BRENT IREDALE

SEASON HIGHS

Category	High	Opponent (Last)	Date
Hits			
Runs			
Doubles			
Triples			
Home Runs			
RBI			
Walks			
Stolen Bases			

CAREER HIGHS

Category	High	Opponent (Last)	Date
Hits			
Runs			
Doubles			
Triples			
Home Runs			
RBI			
Walks			
Stolen Bases			



12 ELLIOTT PETERSON

SEASON HIGHS

Category	High	Opponent (Last)	Date
Hits			
Runs			
Doubles			
Triples			
Home Runs			
RBI			
Walks			
Stolen Bases			

CAREER HIGHS

Category	High	Opponent (Last)	Date
Hits			
Runs			
Doubles			
Triples			
Home Runs			
RBI			
Walks			
Stolen Bases			



17 ZANE BECKER

SEASON HIGHS

Category	High	Opponent (Last)	Date
Hits			
Runs			
Doubles			
Triples			
Home Runs			
RBI			
Walks			
Stolen Bases			

CAREER HIGHS

Category	High	Opponent (Last)	Date
Hits			
Runs			
Doubles			
Triples			
Home Runs			
RBI			
Walks			
Stolen Bases			



18 REESE ROBINETT

SEASON HIGHS

Category	High	Opponent (Last)	Date
Hits			
Runs			
Doubles			
Triples			
Home Runs			
RBI			
Walks			
Stolen Bases			

CAREER HIGHS

Category	High	Opponent (Last)	Date
Hits	2	SEMO	3/21/23
Runs	2	2x (Omaha)	3/28/23
Doubles	--	--	--
Triples	--	--	--
Home Runs	1	2x (at #1 LSU)	3/24/23
RBI	3	at #1 LSU	3/24/23
Walks	1	Omaha	3/28/23
Stolen Bases	--	--	--



21 BRENTON CLARK

SEASON HIGHS

Category	High	Opponent (Last)	Date
Hits			
Runs			
Doubles			
Triples			
Home Runs			
RBI			
Walks			
Stolen Bases			

CAREER HIGHS

Category	High	Opponent (Last)	Date
Hits			
Runs			
Doubles			
Triples			
Home Runs			
RBI			
Walks			
Stolen Bases			



22 LOGAN MAXWELL

SEASON HIGHS

Category	High	Opponent (Last)	Date
Hits			
Runs			
Doubles			
Triples			
Home Runs			
RBI			
Walks			
Stolen Bases			

CAREER HIGHS

Category	High	Opponent (Last)	Date
Hits	5	at Baylor	5/4/24
Runs	3	3x (at Baylor)	5/4/24
Doubles	2	5x (Houston)	3/28/24
Triples	1	4x (Texas Tech)	4/13/24
Home Runs	1	West Virginia	5/17/24
RBI	5	UTRGV	5/2/23
Walks	3	2x (Arizona State)	3/2/24
Stolen Bases	2	Army	3/13/22




24 CHARLES DAVALAN

SEASON HIGHS

Category	High	Opponent (Last)	Date
Hits			
Runs			
Doubles			
Triples			
Home Runs			
RBI			
Walks			
Stolen Bases			

CAREER HIGHS

Category	High	Opponent (Last)	Date
Hits	3	3x (Lipscomb)	4/26/24
Runs	4	2x (FAU)	5/14/24
Doubles	3	Lipscomb	4/26/24
Triples	1	2x (Fairfield)	3/8/24
Home Runs	1	10x (at North Florida)	5/18/24
RBI	4	FAU	5/14/24
Walks	3	at UCF	4/23/24
Stolen Bases	2	Xavier	3/3/24



25 KUHIO ALOY

SEASON HIGHS

Category	High	Opponent (Last)	Date
Hits			
Runs			
Doubles			
Triples			
Home Runs			
RBI			
Walks			
Stolen Bases			

CAREER HIGHS

Category	High	Opponent (Last)	Date
Hits	3	4x (at Miami)	5/3/24
Runs	2	3x (at Miami)	5/4/24
Doubles	2	at UNLV	3/5/24
Triples	1	at UC Davis	2/22/24
Home Runs	1	8x (at Miami)	5/4/24
RBI	4	2x (Baylor)	4/13/24
Walks	2	2x (Utah Tech)	4/16/24
Stolen Bases	--	--	--



27 RYDER HELFRICK

SEASON HIGHS

Category	High	Opponent (Last)	Date
Hits			
Runs			
Doubles			
Triples			
Home Runs			
RBI			
Walks			
Stolen Bases			

CAREER HIGHS

Category	High	Opponent (Last)	Date
Hits	1	15x (at #5 Texas A&M)	5/18/24
Runs	3	James Madison	2/17/24
Doubles	1	3x (#14 Mississippi State)	5/12/24
Triples	--	--	--
Home Runs	1	3x (Florida)	4/26/24
RBI	1	8x (vs. South Carolina)	5/22/24
Walks	2	at #8 Kentucky	5/3/24
Stolen Bases	1	#14 Mississippi State	5/10/24



28 CARSON BOLES

SEASON HIGHS

Category	High	Opponent (Last)	Date
Hits			
Runs			
Doubles			
Triples			
Home Runs			
RBI			
Walks			
Stolen Bases			

CAREER HIGHS

Category	High	Opponent (Last)	Date
Hits			
Runs			
Doubles			
Triples			
Home Runs			
RBI			
Walks			
Stolen Bases			



42 MICHAEL ANDERSON

SEASON HIGHS

Category	High	Opponent (Last)	Date
Hits			
Runs			
Doubles			
Triples			
Home Runs			
RBI			
Walks			
Stolen Bases			

CAREER HIGHS

Category	High	Opponent (Last)	Date
Hits	5	Stonehill	3/20/24
Runs	3	Stonehill	3/20/24
Doubles	2	Stonehill	3/20/24
Triples	1	2x (Stonehill)	3/20/24
Home Runs	2	3x (at Davidson)	5/3/24
RBI	12	Stonehill	3/20/24
Walks	3	at George Washington	4/19/24
Stolen Bases	1	at Stonehill	4/24/24



52 TYLER HOLLAND

SEASON HIGHS

Category	High	Opponent (Last)	Date
Hits			
Runs			
Doubles			
Triples			
Home Runs			
RBI			
Walks			
Stolen Bases			

CAREER HIGHS

Category	High	Opponent (Last)	Date
Hits			
Runs			
Doubles			
Triples			
Home Runs			
RBI			
Walks			
Stolen Bases			



13 STEELE EAVES

SEASON HIGHS

Category	High	Opponent (Last)	Date
Innings			
Longest Start			
Shortest Start			
Longest Relief			
Hits			
Runs			
Earned Runs			
Walks			
Strikeouts			

CAREER HIGHS

Category	High	Opponent (Last)	Date
Innings			
Longest Start			
Shortest Start			
Longest Relief			
Hits			
Runs			
Earned Runs			
Walks			
Strikeouts			



14 GAGE WOOD

SEASON HIGHS

Category	High	Opponent (Last)	Date
Innings			
Longest Start			
Shortest Start			
Longest Relief			
Hits			
Runs			
Earned Runs			
Walks			
Strikeouts			

CAREER HIGHS

Category	High	Opponent (Last)	Date
Innings	5.0	at #5 Texas A&M	5/17/24
Longest Start	5.0	at #5 Texas A&M	5/17/24
Shortest Start	3.0	2x (SEMO)	6/2/24
Longest Relief	4.1	at #8 Kentucky	5/4/24
Hits	7	at #5 Texas A&M	5/17/24
Runs	5	at #12 Vanderbilt	5/19/23
Earned Runs	5	at #12 Vanderbilt	5/19/23
Walks	3	at Mississippi State	5/5/23
Strikeouts	6	2x (at #8 Kentucky)	5/4/24



16 AIDEN JIMENEZ

SEASON HIGHS

Category	High	Opponent (Last)	Date
Innings			
Longest Start			
Shortest Start			
Longest Relief			
Hits			
Runs			
Earned Runs			
Walks			
Strikeouts			

CAREER HIGHS

Category	High	Opponent (Last)	Date
Innings	6.0	vs. Sam Houston	6/4/23
Longest Start	2.0	Portland	5/16/23
Shortest Start	2.0	Portland	5/16/23
Longest Relief	6.0	vs. Sam Houston	6/4/23
Hits	6	Arizona State	5/25/23
Runs	5	Portland	5/16/23
Earned Runs	5	Portland	5/16/23
Walks	2	2x (Utah)	5/7/23
Strikeouts	6	vs. Sam Houston	6/4/23



20 GABE GAECKLE

SEASON HIGHS

Category	High	Opponent (Last)	Date
Innings			
Longest Start			
Shortest Start			
Longest Relief			
Hits			
Runs			
Earned Runs			
Walks			
Strikeouts			

CAREER HIGHS

Category	High	Opponent (Last)	Date
Innings	3.0	2x (SEMO)	5/31/24
Longest Start	--	--	--
Shortest Start	--	--	--
Longest Relief	3.0	2x (SEMO)	5/31/24
Hits	3	3x (SEMO)	5/31/24
Runs	3	2x (at #23 Auburn)	3/24/23
Earned Runs	3	2x (at #23 Auburn)	3/24/23
Walks	3	2x (SEMO)	5/31/24
Strikeouts	6	2x (SEMO)	5/31/24



26 TATE MCGUIRE

SEASON HIGHS

Category	High	Opponent (Last)	Date
Innings			
Longest Start			
Shortest Start			
Longest Relief			
Hits			
Runs			
Earned Runs			
Walks			
Strikeouts			

CAREER HIGHS

Category	High	Opponent (Last)	Date
Innings	1.0	Grambling	2/27/24
Longest Start	--	--	--
Shortest Start	--	--	--
Longest Relief	1.0	Grambling	2/27/24
Hits	3	Grambling	2/27/24
Runs	1	Grambling	2/27/24
Earned Runs	1	Grambling	2/27/24
Walks	2	James Madison	2/18/24
Strikeouts	3	Grambling	2/27/24



29 COLE GIBLER

SEASON HIGHS

Category	High	Opponent (Last)	Date
Innings			
Longest Start			
Shortest Start			
Longest Relief			
Hits			
Runs			
Earned Runs			
Walks			
Strikeouts			

CAREER HIGHS

Category	High	Opponent (Last)	Date
Innings			
Longest Start			
Shortest Start			
Longest Relief			
Hits			
Runs			
Earned Runs			
Walks			
Strikeouts			



31 DYLAN CARTER

SEASON HIGHS

Category	High	Opponent (Last)	Date
Innings			
Longest Start			
Shortest Start			
Longest Relief			
Hits			
Runs			
Earned Runs			
Walks			
Strikeouts			

CAREER HIGHS

Category	High	Opponent (Last)	Date
Innings	4.2	#16 Tennessee	4/16/23
Longest Start	--	--	--
Shortest Start	--	--	--
Longest Relief	3.2	Alabama	4/2/23
Hits	6	#16 Tennessee	4/16/23
Runs	6	at #1 LSU	3/25/23
Earned Runs	5	at #1 LSU	3/25/23
Walks	3	at #1 LSU	3/25/23
Strikeouts	3	4x (#16 Tennessee)	4/16/23



32 HUNTER DIETZ

SEASON HIGHS

Category	High	Opponent (Last)	Date
Innings			
Longest Start			
Shortest Start			
Longest Relief			
Hits			
Runs			
Earned Runs			
Walks			
Strikeouts			

CAREER HIGHS

Category	High	Opponent (Last)	Date
Innings	0.2	vs. #8 LSU	3/30/24
Longest Start	--	--	--
Shortest Start	--	--	--
Longest Relief	0.2	vs. #8 LSU	3/30/24
Hits	1	vs. #8 LSU	3/30/24
Runs	0	2x (San Jose State)	4/9/24
Earned Runs	0	2x (San Jose State)	4/9/24
Walks	1	2x (San Jose State)	4/9/24
Strikeouts	1	2x (San Jose State)	4/9/24



33 ZACH ROOT

SEASON HIGHS

Category	High	Opponent (Last)	Date
Innings			
Longest Start			
Shortest Start			
Longest Relief			
Hits			
Runs			
Earned Runs			
Walks			
Strikeouts			

CAREER HIGHS

Category	High	Opponent (Last)	Date
Innings	7.0	3x (UAB)	3/29/24
Longest Start	7.0	3x (UAB)	3/29/24
Shortest Start	3.0	Rice	5/24/24
Longest Relief	5.0	at Elon	3/28/23
Hits	9	Wichita State	4/20/24
Runs	7	Wichita State	4/20/24
Earned Runs	6	Wichita State	4/20/24
Walks	5	Charlotte	4/13/24
Strikeouts	10	Cal State Fullerton	3/2/24



35 LANDON BEIDELSCHIES

SEASON HIGHS

Category	High	Opponent (Last)	Date
Innings			
Longest Start			
Shortest Start			
Longest Relief			
Hits			
Runs			
Earned Runs			
Walks			
Strikeouts			

CAREER HIGHS

Category	High	Opponent (Last)	Date
Innings	7.0	3x (at Rutgers)	5/16/24
Longest Start	7.0	3x (at Rutgers)	5/16/24
Shortest Start	4.0	2x (at Cal Poly)	3/8/24
Longest Relief	2.1	at Indiana	3/26/23
Hits	9	Michigan State	4/26/24
Runs	6	Michigan State	4/26/24
Earned Runs	6	Michigan State	4/26/24
Walks	4	2x (Michigan)	4/19/24
Strikeouts	12	at West Virginia	3/15/24



36 PARKER COIL

SEASON HIGHS

Category	High	Opponent (Last)	Date
Innings			
Longest Start			
Shortest Start			
Longest Relief			
Hits			
Runs			
Earned Runs			
Walks			
Strikeouts			

CAREER HIGHS

Category	High	Opponent (Last)	Date
Innings	3.2	Army	3/7/23
Longest Start	3.2	Army	3/7/23
Shortest Start	2.0	vs. Lipscomb	5/2/23
Longest Relief	3.1	#14 Mississippi State	5/11/24
Hits	6	Army	3/7/23
Runs	4	2x (James Madison)	2/17/24
Earned Runs	4	2x (James Madison)	2/17/24
Walks	3	vs. #15 TCU	2/18/23
Strikeouts	4	UNLV	3/14/23



37 LUKE WILLIAMS

SEASON HIGHS

Category	High	Opponent (Last)	Date
Innings			
Longest Start			
Shortest Start			
Longest Relief			
Hits			
Runs			
Earned Runs			
Walks			
Strikeouts			

CAREER HIGHS

Category	High	Opponent (Last)	Date
Innings			
Longest Start			
Shortest Start			
Longest Relief			
Hits			
Runs			
Earned Runs			
Walks			
Strikeouts			



38 COLIN FISHER

SEASON HIGHS

Category	High	Opponent (Last)	Date
Innings			
Longest Start			
Shortest Start			
Longest Relief			
Hits			
Runs			
Earned Runs			
Walks			
Strikeouts			

CAREER HIGHS

Category	High	Opponent (Last)	Date
Innings	5.0	James Madison	2/19/24
Longest Start	5.0	James Madison	2/19/24
Shortest Start	1.0	Grambling	2/27/24
Longest Relief	2.2	at #23 Auburn	3/24/23
Hits	6	Texas Tech	4/17/24
Runs	3	Texas Tech	4/17/24
Earned Runs	3	Texas Tech	4/17/24
Walks	3	San Jose State	4/10/24
Strikeouts	6	vs. Oklahoma State	2/24/23



40 BEN BYBEE

SEASON HIGHS

Category	High	Opponent (Last)	Date
Innings			
Longest Start			
Shortest Start			
Longest Relief			
Hits			
Runs			
Earned Runs			
Walks			
Strikeouts			

CAREER HIGHS

Category	High	Opponent (Last)	Date
Innings	5.0	2x (San Jose State)	4/9/24
Longest Start	5.0	2x (San Jose State)	4/9/24
Shortest Start	0.2	Alabama	4/2/23
Longest Relief	3.0	Kansas State	6/1/24
Hits	6	2x (Texas Tech)	4/16/24
Runs	6	Texas Tech	4/16/24
Earned Runs	6	Texas Tech	4/16/24
Walks	4	2x (#14 Mississippi State)	5/11/24
Strikeouts	6	2x (Missouri State)	5/1/24



41 WILL McENTIRE

SEASON HIGHS

Category	High	Opponent (Last)	Date
Innings			
Longest Start			
Shortest Start			
Longest Relief			
Hits			
Runs			
Earned Runs			
Walks			
Strikeouts			

CAREER HIGHS

Category	High	Opponent (Last)	Date
Innings	9.0	Louisiana Tech	3/11/23
Longest Start	9.0	Louisiana Tech	3/11/23
Shortest Start	1.1	2x (at #5 Texas A&M)	5/18/24
Longest Relief	6.0	#6 South Carolina	5/13/23
Hits	9	at #1 LSU	3/25/23
Runs	7	at #1 LSU	3/25/23
Earned Runs	7	at #1 LSU	3/25/23
Walks	4	2x (at #6 Oklahoma State)	6/5/22
Strikeouts	9	2x (#6 South Carolina)	5/13/23



44 CARSON WIGGINS

SEASON HIGHS

Category	High	Opponent (Last)	Date
Innings			
Longest Start			
Shortest Start			
Longest Relief			
Hits			
Runs			
Earned Runs			
Walks			
Strikeouts			

CAREER HIGHS

Category	High	Opponent (Last)	Date
Innings			
Longest Start			
Shortest Start			
Longest Relief			
Hits			
Runs			
Earned Runs			
Walks			
Strikeouts			




45 LANCE DAVIS

SEASON HIGHS

Category	High	Opponent (Last)	Date
Innings			
Longest Start			
Shortest Start			
Longest Relief			
Hits			
Runs			
Earned Runs			
Walks			
Strikeouts			

CAREER HIGHS

Category	High	Opponent (Last)	Date
Innings			
Longest Start			
Shortest Start			
Longest Relief			
Hits			
Runs			
Earned Runs			
Walks			
Strikeouts			




46 CHRISTIAN FOUTCH

SEASON HIGHS

Category	High	Opponent (Last)	Date
Innings			
Longest Start			
Shortest Start			
Longest Relief			
Hits			
Runs			
Earned Runs			
Walks			
Strikeouts			

CAREER HIGHS

Category	High	Opponent (Last)	Date
Innings	2.0	4x (#8 LSU)	3/29/24
Longest Start	--	--	--
Shortest Start	--	--	--
Longest Relief	2.0	4x (#8 LSU)	3/29/24
Hits	6	Little Rock	4/12/23
Runs	4	Little Rock	4/12/23
Earned Runs	4	Little Rock	4/12/23
Walks	2	5x (SEMO)	5/31/24
Strikeouts	3	vs. South Carolina	5/22/24



49 JACKSON FARRELL

SEASON HIGHS

Category	High	Opponent (Last)	Date
Innings			
Longest Start			
Shortest Start			
Longest Relief			
Hits			
Runs			
Earned Runs			
Walks			
Strikeouts			

CAREER HIGHS

Category	High	Opponent (Last)	Date
Innings			
Longest Start			
Shortest Start			
Longest Relief			
Hits			
Runs			
Earned Runs			
Walks			
Strikeouts			



50 TAG ANDREWS

SEASON HIGHS

Category	High	Opponent (Last)	Date
Innings			
Longest Start			
Shortest Start			
Longest Relief			
Hits			
Runs			
Earned Runs			
Walks			
Strikeouts			

CAREER HIGHS

Category	High	Opponent (Last)	Date
Innings			
Longest Start			
Shortest Start			
Longest Relief			
Hits			
Runs			
Earned Runs			
Walks			
Strikeouts			



57 ROSS FELDER

SEASON HIGHS

Category	High	Opponent (Last)	Date
Innings			
Longest Start			
Shortest Start			
Longest Relief			
Hits			
Runs			
Earned Runs			
Walks			
Strikeouts			

CAREER HIGHS

Category	High	Opponent (Last)	Date
Innings			
Longest Start			
Shortest Start			
Longest Relief			
Hits			
Runs			
Earned Runs			
Walks			
Strikeouts			

OVERALL STATISTICS (2024) |||



Record: 44-16 Home: 34-5 Away: 7-8 Neutral: 3-3 SEC: 20-10

Player	avg	gp-gs	ab	r	h	2b	3b	hr	rbi	tb	slg%	bb	hp	so	gdp	ob%	sf	sh	sb-att	po	a	e	fld%	
10 Peyton Stovall	.340	48-48	200	39	68	12	0	9	38	107	.535	20	6	41	0	.409	4	0	2-5	67	91	2	.988	
24 Peyton Holt	.322	46-41	152	31	49	2	1	8	27	77	.507	16	8	25	2	.412	1	0	6-7	64	29	3	.969	
6 Ben McLaughlin	.302	60-59	202	42	61	11	0	9	42	99	.490	50	6	30	6	.447	4	0	0-0	378	36	3	.993	
8 Hudson White	.297	46-43	158	30	47	12	0	8	33	83	.525	23	4	28	2	.396	2	0	0-1	444	22	3	.994	
12 Jared Sprague-Lott	.290	48-46	169	45	49	7	0	9	28	83	.491	36	5	37	3	.425	2	2	4-4	31	68	7	.934	
9 Wehiwa Aloy	.270	60-60	237	45	64	9	0	14	56	115	.485	25	8	55	7	.355	3	1	7-7	43	112	6	.963	
3 Nolan Souza	.255	40-31	110	21	28	7	0	7	28	56	.509	18	2	38	1	.366	1	1	3-3	9	16	0	1.000	
5 Kendall Diggs	.229	55-54	205	35	47	11	1	7	34	81	.395	34	4	58	0	.346	3	0	4-7	73	3	2	.974	
1 Ty Wilmsmeyer	.214	47-37	117	20	25	2	0	1	13	30	.256	14	4	33	2	.319	0	2	4-5	71	2	0	1.000	

14 Ross Lovich	.286	34-24	84	19	24	4	1	2	16	36	.429	12	6	24	2	.408	1	3	2-3	24	0	1	.960	
4 Jack Wagner	.260	19-14	50	10	13	3	0	3	11	25	.500	6	2	12	1	.344	3	0	1-1	12	2	2	.875	
19 Will Edmunson	.241	39-22	87	26	21	5	0	1	10	29	.333	11	6	12	2	.362	1	2	6-7	41	1	0	1.000	
44 Parker Rowland	.241	16-11	29	5	7	2	0	1	4	12	.414	9	0	7	1	.410	1	3	1-1	95	4	3	.971	
13 Jayson Jones	.194	23-19	72	11	14	3	0	4	17	29	.403	8	3	26	1	.301	0	0	3-3	22	2	0	1.000	
27 Ryder Helfrick	.179	31-26	84	18	15	3	0	3	8	27	.321	14	4	28	2	.320	1	1	1-1	154	12	1	.994	
16 Hudson Polk	.143	9-5	21	4	3	0	0	1	5	6	.286	4	0	9	1	.269	1	0	0-0	11	0	0	1.000	
Totals	.271	60	1977	401	535	93	3	87	370	895	.453	300	68	463	33	.381	28	15	44-55	1571	443	39	.981	
Opponents	.217	60	1909	245	415	71	2	56	228	658	.345	227	60	706	24	.318	14	29	45-58	1504	486	61	.970	

LOB - Team (484), Opp (424). DPs turned - Team (34), Opp (42). CI - Team (1), White 1, Opp (1). IBB - Team (3), McLaughlin 1, Sprague-Lott 1, Wagner 1, Opp (11). Picked off - White 1, Wilmsmeyer 1, Sprague-Lott 1.

(All games Sorted by Earned run avg)

Player	era	w-l	app	gs	cg	sho	sv	ip	h	r	er	bb	so	2b	3b	hr	b/avg	wp	hp	bk	sfa	sha		
33 Hagen Smith	2.04	9-2	16	16	0	0/2	0	84.0	41	22	19	34	161	5	0	5	.144	2	5	0	1	7		
20 Gabe Gaeckle	2.32	3-3	22	0	0	0/1	7	42.2	26	14	11	19	57	6	0	1	.167	2	2	1	1	0		
25 Brady Tygart	3.94	4-3	14	13	0	0/1	0	59.1	46	28	26	36	69	7	0	6	.220	7	15	1	0	5		
21 Mason Molina	4.47	4-2	15	13	0	0/0	0	58.1	39	29	29	36	81	6	0	10	.193	2	7	1	2	3		
41 Will McEntire	4.83	5-0	30	1	0	0/3	4	54.0	56	31	29	18	65	12	0	5	.271	3	0	0	4	3		

32 Hunter Dietz	0.00	0-0	2	0	0	0/0	0	1.0	1	0	0	2	2	0	0	0	.250	0	1	0	0	0		
46 Christian Foutch	0.81	1-0	20	0	0	0/2	1	22.1	19	2	2	7	20	3	0	1	.241	3	6	0	1	1		
37 Jake Faherty	1.84	0-1	16	0	0	0/1	1	14.2	8	4	3	9	26	1	0	1	.151	1	1	0	1	1		
38 Colin Fisher	2.67	6-1	10	7	0	0/2	0	27.0	24	9	8	8	27	2	0	3	.240	0	3	1	0	2		
49 Stone Hewlett	3.46	1-0	23	0	0	0/2	4	13.0	6	5	5	8	23	2	0	1	.136	2	0	0	1	0		
45 Gage Wood	4.46	3-2	22	3	0	0/1	2	40.1	42	23	20	8	56	8	2	6	.263	0	5	0	0	3		
48 Cooper Dossett	5.17	3-1	14	0	0	0/2	0	15.2	7	9	9	7	20	0	0	2	.137	0	3	0	0	0		
26 Tate McGuire	5.40	0-0	2	0	0	0/0	0	1.2	3	1	1	2	4	1	0	0	.375	0	1	0	0	0		
28 Koty Frank	5.58	2-0	20	0	0	0/1	4	30.2	30	21	19	9	30	8	0	4	.259	2	6	0	2	1		
40 Ben Bybee	5.83	2-1	11	7	0	0/2	0	29.1	30	21	19	12	36	5	0	5	.261	1	1	0	0	1		
36 Parker Coil	7.23	0-0	16	0	0	0/1	0	18.2	25	16	15	6	23	3	0	3	.316	0	3	0	0	1		
31 Dylan Carter	8.18	1-0	8	0	0	0/2	0	11.0	12	10	10	6	6	2	0	3	.286	1	1	0	1	1		
Totals	3.87	44-16	60	60	0	6/6	23	523.2	415	245	225	227	706	71	2	56	.217	26	60	4	14	29		
Opponents	6.23	16-44	60	60	0	2/2	6	501.1	535	401	347	300	463	93	3	87	.271	54	68	2	28	15		

PB - Team (7), White 4, Helfrick 2, Rowland 1, Opp (5). Pickoffs - Team (7), Molina 3, Smith, H. 2, Tygart 1, Fisher 1, Opp (3). SBA/ATT - White (29-33), Helfrick (6-11), Rowland (10-11), Molina (8-11), Tygart (7-9), Smith, H. (6-8), Wood (3-4), Bybee (2-4), Foutch (3-4), Hewlett (4-4), McEntire (3-3), Gaeckle (3-3), Faherty (2-2), Frank (2-2), Coil (2-2), Dossett (0-2).

Record: 20-10 Home: 13-2 Away: 7-8 SEC: 20-10

Player	avg	gp-gs	ab	r	h	2b	3b	hr	rbi	tb	slg%	bb	hp	so	gdp	ob%	sf	sh	sb-att	po	a	e	fld%	
8 Hudson White	.330	26-24	88	16	29	3	0	5	16	47	.534	9	3	15	0	.410	0	0	0-1	259	13	1	.996	
10 Peyton Stovall	.315	30-30	124	20	39	9	0	6	20	66	.532	12	4	28	0	.390	1	0	1-2	43	62	1	.991	
24 Peyton Holt	.281	19-18	64	9	18	1	0	3	9	28	.438	7	4	14	1	.382	1	0	3-3	36	4	1	.976	
9 Wehiwa Aloy	.258	30-30	120	19	31	4	0	8	21	59	.492	13	3	30	2	.341	2	1	3-3	21	59	5	.941	
12 Jared Sprague-Lott	.258	28-26	93	21	24	3	0	5	16	42	.452	20	3	24	2	.398	2	1	1-1	18	37	1	.982	
6 Ben McLaughlin	.245	30-30	102	14	25	3	0	3	11	37	.363	28	2	18	2	.407	3	0	0-0	198	21	2	.991	
3 Nolan Souza	.197	22-16	66	11	13	1	0	4	8	26	.394	7	1	26	1	.284	0	0	1-1	1	4	0	1.000	
5 Kendall Diggs	.189	29-28	111	14	21	5	1	3	19	37	.333	13	3	37	0	.289	1	0	2-5	44	1	0	1.000	
1 Ty Wilmsmeyer	.179	25-21	67	8	12	1	0	0	5	13	.194	5	2	19	1	.257	0	0	1-1	41	2	0	1.000	

14 Ross Lovich	.263	16-11	38	7	10	1	1	1	6	16	.421	8	2	10	1	.417	0	1	1-1	13	0	1	.929	
27 Ryder Helfrick	.250	14-12	40	6	10	2	0	2	4	18	.450	4	0	11	0	.318	0	0	1-1	41	3	1	.978	
19 Will Edmunson	.167	16-9	36	8	6	2	0	0	5	8	.222	4	1	7	0	.262	1	1	1-1	19	1	0	1.000	
4 Jack Wagner	.125	7-5	16	2	2	0	0	1	3	5	.313	1	0	6	0	.167	1	0	0-0	0	0	0	.000	
13 Jayson Jones	.095	7-5	21	2	2	0	0	1	2	5	.238	2	1	11	0	.208	0	0	1-1	4	0	0	1.000	
44 Parker Rowland	.083	7-5	12	0	1	1	0	0	1	2	.167	3	0	3	1	.267	0	0	0-0	37	1	2	.950	
16 Hudson Polk	.000	1-0	2	0	0	0	0	0	0	0	.000	0	0	1	1	.000	0	0	0-0	0	0	0	.000	
Totals	.243	30	1000	157	243	36	2	42	146	409	.409	136	29	260	12	.347	12	4	16-21	796	227	17	.984	
Opponents	.230	30	980	133	225	48	0	29	120	360	.367	139	30	335	13	.341	7	14	23-29	778	227	23	.978	

LOB - Team (247), Opp (242). DPs turned - Team (20), Opp (15). CI - Team (1), White 1, Opp (1). IBB - Team (0), Opp (10). Picked off - Sprague-Lott 1.

(SEC games only Sorted by Earned run avg)

Player	era	w-l	app	gs	cg	sho	sv	ip	h	r	er	bb	so	2b	3b	hr	b/avg	wp	hp	bk	sfa	sha		
33 Hagen Smith	1.35	7-0	10	10	0	0/2	0	60.0	29	10	9	22	110	5	0	2	.142	2	4	0	1	3		
20 Gabe Gaeckle	1.59	2-1	12	0	0	0/1	3	22.2	13	7	4	10	26	4	0	0	.160	1	1	0	1	0		
21 Mason Molina	4.50	2-2	9	8	0	0/0	0	36.0	28	18	18	24	41	3	0	7	.219	1	4	0	0	2		
25 Brady Tygart	5.40	1-3	9	9	0	0/1	0	38.1	34	23	23	28	40	7	0	4	.245	6	7	1	0	3		
41 Will McEntire	6.08	4-0	17	1	0	0/2	3	26.2	32	19	18	15	35	9	0	2	.302	1	0	0	3	2		

32 Hunter Dietz	0.00	0-0	1	0	0	0/0	0	0.2	1	0	0	1	1	0	0	0	.333	0	1	0	0	0		
46 Christian Foutch	0.75	0-0	10	0	0	0/1	1	12.0	9	1	1	3	6	2	0	0	.214	1	2	0	1	0		
37 Jake Faherty	2.25	0-1	5	0	0	0/0	0	4.0	2	1	1	2	6	0	0	0	.133	0	0	0	0	0		
45 Gage Wood	3.72	0-1	10	1	0	0/0	1	19.1	20	11	8	6	26	6	0	2	.260	0	5	0	0	2		
36 Parker Coil	4.32	0-0	7	0	0	0/0	0	8.1	11	4	4	2	9	3	0	0	.306	0	1	0	0	0		
48 Cooper Dossett	5.79	1-1	6	0	0	0/1	0	4.2	3	3	3	3	4	0	0	2	.188	0	1	0	0	0		
49 Stone Hewlett	6.23	1-0	12	0	0	0/0	3	4.1	2	3	3	5	7	2	0	0	.154	1	0	0	1	0		
38 Colin Fisher	7.36	0-0	2	0	0	0/0	0	3.2	6	3	3	0	1	0	0	3	.375	0	0	0	0	0		
28 Koty Frank	8.53	2-0	8	0	0	0/0	0	12.2	18	13	12	5	12	4	0	3	.346	1	4	0	0	1		
40 Ben Bybee	9.39	0-1	3	1	0	0/0	0	7.2	10	10	8	8	8	3	0	2	.303	1	0	0	0	1		
31 Dylan Carter	14.54	0-0	3	0	0	0/0	0	4.1	7	7	7	5	3	0	0	2	.368	1	0	0	0	0		
Totals	4.14	20-10	30	30	0	3/3	11	265.1	225	133	122	139	335	48	0	29	.230	16	30	1	7	14		
Opponents	4.96	10-20	30	30	0	2/2	4	259.1	243	157	143	136	260	36	2	42	.243	33	29	1	12	4		

PB - Team (2), White 1, Rowland 1, Opp (3). Pickoffs - Team (4), Molina 2, Smith, H. 2, Opp (1). SBA/ATT - White (12-13), Rowland (7-8), Tygart (7-8), Smith, H. (5-6), Helfrick (4-5), Molina (2-5), Frank (2-2), Bybee (2-2), McEntire (2-2), Dossett (0-1), Faherty (1-1), Foutch (1-1), Coil (1-1).



Score by innings	1	2	3	4	5	6	7	8	9	EX	Total
Arkansas	37	39	50	48	59	74	47	34	12	1	401
Opponents	19	25	28	33	36	29	33	23	16	3	245

Record when ...

Overall	44-16	After 6 leading	38-1
Conference	20-10 trailing	1-12
Non-Conference	24-6 tied	5-3
Home games	34-5	After 7 leading	34-1
Away games	7-8 trailing	1-11
Neutral site	3-3 tied	4-3
Day games	24-11	After 8 leading	33-1
Night games	20-5 trailing	0-12
vs Left starter	12-6 tied	3-2
vs Right starter	32-10		
1-Run games	10-5	Hit 0 home runs	10-6
2-Run games	8-1	... 1 home run	11-5
5+Run games	16-3	... 2+ home runs	23-5
Extra innings	1-3		
Shutouts	6-2	Opponent 0 home runs	25-4
	 1 home run	11-2
Scoring 0-2 runs	3-3 2+ HRs	8-10
..... 3-5 runs	12-10		
..... 6-9 runs	18-3	Made 0 errors	27-5
..... 10+ runs	11-0 1 error	12-8
	 2+ errors	5-3
Opponent 0-2 runs	19-2		
..... 3-5 runs	19-2	Opp. made 0 errors	15-6
..... 6-9 runs	6-10 1 error	16-6
..... 10+ runs	0-2 2+ errors	13-4
Scored in 1st inning	16-1	Out-hit opponent	30-6
Opp. scored in 1st	6-6	Out-hit by opponent	8-7
Scores first	29-6	Hits are tied	6-3
Opp. scores first	15-10		

Record when team scores:

Runs	0	1	2	3	4	5	6	7	8	9	10+
W-L	0-2	1-1	2-0	1-5	4-2	7-3	5-3	4-0	4-0	5-0	11-0

Record when opponent scores:

Runs	0	1	2	3	4	5	6	7	8	9	10+
W-L	6-0	10-1	3-1	7-0	5-1	7-1	2-3	2-3	1-2	1-2	0-2

Record when leading after:

Inn.	1	2	3	4	5	6	7	8
W-L	14-1	21-2	28-1	33-1	32-2	38-1	34-1	33-1

Record when trailing after:

Inn.	1	2	3	4	5	6	7	8
W-L	4-6	5-8	9-10	6-10	5-12	1-12	1-11	0-12

Record when tied after:

Inn.	1	2	3	4	5	6	7	8
W-L	26-9	18-6	7-5	5-5	7-2	5-3	4-3	3-2

Current losing streak: 2
 Longest winning streak: 15
 Longest losing streak: 3

Home attendance : 371955 (37 dates avg = 10052)
 Away attendance : 148099 (21 dates avg = 7052)
 Total attendance: 520054 (58 dates avg = 8966)

A ||| MISCELLANEOUS STATS (2024)

Multiple Hit Games	2	3	4	5+	Total
10 Peyton Stovall	11	6	1	1	19
6 Ben McLaughlin	12	4	1	-	17
12 Jared Sprague-Lott	14	2	-	-	16
9 Wehiwa Aloy	11	3	1	-	15
24 Peyton Holt	11	3	-	-	14
5 Kendall Diggs	11	1	-	-	12
8 Hudson White	10	1	-	-	11
3 Nolan Souza	4	3	-	-	7
1 Ty Wilmsmeyer	6	1	-	-	7
14 Ross Lovich	4	1	-	-	5
19 Will Edmunson	4	1	-	-	5
13 Jayson Jones	2	-	-	-	2
4 Jack Wagner	2	-	-	-	2
44 Parker Rowland	1	-	-	-	1
TEAM	103	26	3	1	133

Multiple RBI Games	2	3	4	5+	Total
6 Ben McLaughlin	6	4	-	1	11
9 Wehiwa Aloy	2	4	4	1	11
10 Peyton Stovall	7	3	-	-	10
3 Nolan Souza	5	2	1	1	9
8 Hudson White	5	1	1	1	8
5 Kendall Diggs	6	1	1	-	8
12 Jared Sprague-Lott	5	1	-	-	6
24 Peyton Holt	4	-	1	-	5
14 Ross Lovich	3	1	1	-	5
13 Jayson Jones	3	-	-	1	4
1 Ty Wilmsmeyer	1	1	-	1	3
19 Will Edmunson	2	-	-	-	2
16 Hudson Polk	-	-	1	-	1
4 Jack Wagner	1	-	-	-	1
44 Parker Rowland	1	-	-	-	1
TEAM	51	18	10	6	85

Hitting Streaks	Longest	Current
8 Hudson White	16	16
9 Wehiwa Aloy	14	-
5 Kendall Diggs	11	-
12 Jared Sprague-Lott	8	-
27 Ryder Helfrick	7	-
6 Ben McLaughlin	7	1
10 Peyton Stovall	6	5
3 Nolan Souza	6	-
24 Peyton Holt	5	4
19 Will Edmunson	5	2
13 Jayson Jones	4	-
1 Ty Wilmsmeyer	4	-
4 Jack Wagner	4	2
14 Ross Lovich	4	1
44 Parker Rowland	2	1
16 Hudson Polk	2	-

Reached Base Streaks	Longest	Current
9 Wehiwa Aloy	31	-
6 Ben McLaughlin	25	25
12 Jared Sprague-Lott	24	-
10 Peyton Stovall	20	8
8 Hudson White	16	16
5 Kendall Diggs	12	9
27 Ryder Helfrick	12	1
3 Nolan Souza	11	-
1 Ty Wilmsmeyer	7	5
13 Jayson Jones	7	-
14 Ross Lovich	7	1
24 Peyton Holt	6	5
44 Parker Rowland	5	1
19 Will Edmunson	5	2
4 Jack Wagner	4	2
16 Hudson Polk	2	-

**Starting Lineup By Position
(Team W-L record when starter)**

PITCHER:		
33 Hagen Smith	16	(13-3)
25 Brady Tygart	13	(9-4)
21 Mason Molina	13	(8-5)
40 Ben Bybee	7	(5-2)
38 Colin Fisher	7	(7-0)
45 Gage Wood	3	(2-1)
41 Will McEntire	1	(0-1)
CATCHER:		
8 Hudson White	34	(23-11)
27 Ryder Helfrick	15	(10-5)
44 Parker Rowland	10	(10-0)
16 Hudson Polk	1	(1-0)
FIRST BASE:		
6 Ben McLaughlin	57	(42-15)
4 Jack Wagner	3	(2-1)
SECOND BASE:		
10 Peyton Stovall	45	(31-14)
3 Nolan Souza	8	(7-1)
24 Peyton Holt	7	(6-1)
THIRD BASE:		
12 Jared Sprague-Lot	46	(32-14)
24 Peyton Holt	8	(6-2)
3 Nolan Souza	6	(6-0)
SHORTSTOP:		
9 Wehiwa Aloy	60	(44-16)
LEFT FIELD:		
14 Ross Lovich	19	(14-5)
13 Jayson Jones	18	(16-2)
19 Will Edmunson	12	(8-4)
24 Peyton Holt	11	(6-5)
CENTER FIELD:		
1 Ty Wilmsmeyer	37	(28-9)
24 Peyton Holt	12	(6-6)
19 Will Edmunson	9	(8-1)
14 Ross Lovich	2	(2-0)
RIGHT FIELD:		
5 Kendall Diggs	53	(38-15)
24 Peyton Holt	3	(2-1)
14 Ross Lovich	2	(2-0)
13 Jayson Jones	1	(1-0)
19 Will Edmunson	1	(1-0)
DESIGNATED HITTER:		
3 Nolan Souza	17	(10-7)
27 Ryder Helfrick	11	(8-3)
4 Jack Wagner	11	(10-1)
8 Hudson White	9	(6-3)
16 Hudson Polk	4	(4-0)
10 Peyton Stovall	3	(3-0)
6 Ben McLaughlin	2	(1-1)
5 Kendall Diggs	1	(1-0)
44 Parker Rowland	1	(0-1)
14 Ross Lovich	1	(1-0)

**Starting Lineup By Lineup Spot
(Team W-L record when starter)**

LEADOFF:		
10 Peyton Stovall	35	(27-8)
5 Kendall Diggs	9	(3-6)
19 Will Edmunson	5	(5-0)
24 Peyton Holt	4	(3-1)
8 Hudson White	4	(3-1)
14 Ross Lovich	3	(3-0)
2ND SPOT:		
5 Kendall Diggs	12	(10-2)
9 Wehiwa Aloy	12	(10-2)
6 Ben McLaughlin	10	(9-1)
10 Peyton Stovall	8	(5-3)
12 Jared Sprague-Lot	8	(4-4)
8 Hudson White	7	(3-4)
24 Peyton Holt	2	(2-0)
3 Nolan Souza	1	(1-0)
3RD SPOT:		
9 Wehiwa Aloy	23	(20-3)
6 Ben McLaughlin	15	(11-4)
12 Jared Sprague-Lot	12	(7-5)
5 Kendall Diggs	5	(5-0)
10 Peyton Stovall	4	(1-3)
8 Hudson White	1	(0-1)
CLEANUP:		
6 Ben McLaughlin	21	(14-7)
9 Wehiwa Aloy	15	(9-6)
5 Kendall Diggs	11	(10-1)
12 Jared Sprague-Lot	6	(4-2)
8 Hudson White	2	(2-0)
16 Hudson Polk	2	(2-0)
24 Peyton Holt	1	(1-0)
3 Nolan Souza	1	(1-0)
4 Jack Wagner	1	(1-0)
5TH SPOT:		
6 Ben McLaughlin	11	(8-3)
5 Kendall Diggs	7	(5-2)
24 Peyton Holt	7	(6-1)
3 Nolan Souza	6	(5-1)
27 Ryder Helfrick	6	(4-2)
12 Jared Sprague-Lot	6	(6-0)
9 Wehiwa Aloy	6	(2-4)
8 Hudson White	4	(2-2)
14 Ross Lovich	4	(4-0)
4 Jack Wagner	3	(2-1)
6TH SPOT:		
24 Peyton Holt	10	(6-4)
12 Jared Sprague-Lot	8	(7-1)
13 Jayson Jones	6	(5-1)
14 Ross Lovich	6	(5-1)
4 Jack Wagner	5	(5-0)
5 Kendall Diggs	5	(2-3)
27 Ryder Helfrick	4	(3-1)
8 Hudson White	4	(3-1)
3 Nolan Souza	3	(1-2)
16 Hudson Polk	3	(3-0)
9 Wehiwa Aloy	3	(2-1)
6 Ben McLaughlin	2	(1-1)
10 Peyton Stovall	1	(1-0)
7TH SPOT:		
3 Nolan Souza	13	(10-3)
24 Peyton Holt	9	(3-6)
8 Hudson White	8	(7-1)
14 Ross Lovich	7	(6-1)
27 Ryder Helfrick	5	(3-2)

STARTERS SUMMARY

Player	GS	Position											Batting Order								
		p	c	1b	2b	3b	ss	lf	cf	rf	of	dh	1st	2nd	3rd	4th	5th	6th	7th	8th	9th
9 Wehiwa Aloy	60	60
6 Ben McLaughlin	59	.	.	57	2
5 Kendall Diggs	54	53	.	1
10 Peyton Stovall	48	.	.	.	45	3
12 Jared Sprague-	46	46
8 Hudson White	43	.	34	9
24 Peyton Holt	41	.	.	.	7	8	.	11	12	3
1 Ty Wilmsmeyer	37	37	37
3 Nolan Souza	31	.	.	.	8	6	17
27 Ryder Helfrick	26	.	15	11	6	4	5	7	4
14 Ross Lovich	24	19	2	2	.	1	4	6	7	1	3
19 Will Edmunson	22	12	9	1	3	6	8
13 Jayson Jones	19	18	.	1	6	5	6	2
33 Hagen Smith	16	16
4 Jack Wagner	14	.	.	3	11
21 Mason Molina	13	13
25 Brady Tygart	13	13
44 Parker Rowlan	11	.	10	1	1	6	4
38 Colin Fisher	7	7
40 Ben Bybee	7	7
16 Hudson Polk	5	.	1	4	.	.	.	2	.	3	.	.	.
45 Gage Wood	3	3
41 Will McEntire	1	1



FEB.	Opponent	Score	Winning Pitcher	Losing Pitcher	Save	Attendance	Time
14	Washington State [DH-1]						
14	Washington State [DH-2]						
15	Washington State						
17	Washington State						
21	vs. Kansas State ^						
22	vs. TCU ^						
23	vs. Michigan ^						
25	Grambling						
28	Charlotte						

MARCH

1	Charlotte						
2	Charlotte						
4	ULM						
5	ULM						
7	Portland						
8	Portland						
9	Portland						
11	UCA						
14	at Ole Miss *						
15	at Ole Miss *						
16	at Ole Miss *						
18	Oral Roberts						
19	Oral Roberts						
21	South Carolina						
22	South Carolina						
23	South Carolina						
25	Missouri State						
28	at Vanderbilt *						
29	at Vanderbilt *						
30	at Vanderbilt *						

APRIL

1	Grambling @						
4	Missouri						
5	Missouri						
6	Missouri						
8	Arkansas State						
11	at Georgia *						
12	at Georgia *						
13	at Georgia *						
15	UAPB						
17	Texas A&M						
18	Texas A&M						
19	Texas A&M						
22	Little Rock						
23	Little Rock						
25	at Florida *						
26	at Florida *						
27	at Florida *						
29	at Missouri State						

MAY

1	Texas *						
2	Texas *						
3	Texas *						
9	at LSU *						
10	at LSU *						
11	at LSU *						
15	Tennessee *						
16	Tennessee *						
17	Tennessee *						

* SEC opponent

^ Amegy Bank College Baseball Series (Globe Life Field in Arlington, Texas)

@ Game played at Dickey-Stephens Park in North Little Rock, Ark.