



# ARKANSAS BASEBALL



ArkansasRazorbacks.com ||| @RazorbackBSB ||| Contact: Oliver Grigg (ogrigg@uark.edu)

## 2025 SCHEDULE & RESULTS

### FEBRUARY

14	WASHINGTON STATE [DH-1]	SECN+	W, 3-2 (10)
14	WASHINGTON STATE [DH-2]	SECN+	W, 14-2 (7)
15	WASHINGTON STATE	SECN+	W, 5-2
17	WASHINGTON STATE	SECN+	W, 12-2 (7)
21	vs. Kansas State ^	FloCollege	L, 3-2
22	vs. #22 TCU ^	FloCollege	6 p.m.
23	vs. Michigan ^	FloCollege	11 a.m.
25	GRAMBLING	SECN+	3 P.M.
28	CHARLOTTE	SECN+	3 P.M.

### MARCH

1	CHARLOTTE	SECN+	2 P.M.
2	CHARLOTTE	SECN+	NOON
4	ULM	SECN+	3 P.M.
5	ULM	SECN+	3 P.M.
7	PORTLAND	SECN+	3 P.M.
8	PORTLAND	SECN+	2 P.M.
9	PORTLAND	SECN+	NOON
11	UCA	SECN+	6 P.M.
14	Ole Miss *	SECN+	6:30 p.m.
15	Ole Miss *	SECN+	1:30 p.m.
16	Ole Miss *	SECN+	1:30 p.m.
18	ORAL ROBERTS	SECN+	6 P.M.
19	ORAL ROBERTS	SECN+	3 P.M.
21	SOUTH CAROLINA *	SECN+	6:30 P.M.
22	SOUTH CAROLINA *	SECN+	2 P.M.
23	SOUTH CAROLINA *	SECN+	2 P.M.
25	MISSOURI STATE	SECN+	6 P.M.
28	Vanderbilt *	SECN	7 p.m.
29	Vanderbilt *	SECN+	2 p.m.
30	Vanderbilt *	SECN+	1 p.m.

### APRIL

1	GRAMBLING @	SECN+	6 P.M.
4	MISSOURI *	SECN	7 P.M.
5	MISSOURI *	SECN+	6 P.M.
6	MISSOURI *	SECN+	2 P.M.
8	ARKANSAS STATE	SECN	6 P.M.
11	Georgia *	SECN+	5 p.m.
12	Georgia *	SECN+	1 p.m.
13	Georgia *	SECN+	Noon
15	UAPB	SECN+	6 P.M.
17	TEXAS A&M *	SECN+	7 P.M.
18	TEXAS A&M *	SECN+	6:30 P.M.
19	TEXAS A&M *	SECN+	4 P.M.
22	LITTLE ROCK	SECN+	6:30 P.M.
23	LITTLE ROCK	SECN	5 P.M.
25	Florida *	SECN+	5:30 p.m.
26	Florida *	SECN	2 p.m.
27	Florida *	SECN+	Noon
29	Missouri State	ESPN+	6 p.m.

### MAY

1	TEXAS *	ESPN2	6 P.M.
2	TEXAS *	SECN	7 P.M.
3	TEXAS *	SECN+	2 P.M.
9	LSU *	SECN+	6:30 p.m.
10	LSU *	SECN	5:30 p.m.
11	LSU *	SECN	3 p.m.
15	TENNESSEE *	SECN+	6:30 P.M.
16	TENNESSEE *	SECN+	6:30 P.M.
17	TENNESSEE *	SECN+	2 P.M.

All times Central; Home game in **BOLD**; \* - SEC opponent

^ - Amegy Bank College Baseball Series (Globe Life Field in Arlington, Texas)

@ - Game played at Dickey-Stephens Park in North Little Rock, Ark.

## GAME 6 ||| #5 ARKANSAS vs. TCU ||| FEB. 22

AMEGY BANK COLLEGE BASEBALL SERIES ||| ARLINGTON, TEXAS ||| GLOBE LIFE FIELD ||| FLOCOLLEGE



4-1  
0-0 SEC



5-0  
0-0 Big 12

### ARKANSAS RAZORBACKS

In the Polls.....4 (BA) | 5 (D1Baseball)  
.....4 (NCBWA) | 12 (PG) | 5 (USA Today)  
Head Coach.....Dave Van Horn  
Career Record.....1,472-698 (37th season)  
Record at Arkansas.....887-458 (23rd season)

### TCU HORNED FROGS

In the Polls.....24 (BA) | 22 (D1Baseball)  
.....21 (NCBWA) | 13 (PG) | 23 (USA Today)  
Head Coach.....Kirk Saarloos  
Career Record.....120-67 (4th season)  
Record at TCU.....Same

## ON THE MOUND

Arkansas LHP Zach Root (1-0, 1.80 ERA)

vs.

TCU RHP Tommy LaPour (1-0, 0.00 ERA)

## LEADING OFF

### BACK TO WORK IN ARLINGTON

- Despite homers from brothers Wehiwa and Kuhio Aloy, the Razorbacks were handed their first loss of the season in their Amegy Bank College Baseball Series opener with a 3-2 setback against Kansas State Friday night.
- Fifth-ranked Arkansas' three-day stay at Globe Life Field, home of the Texas Rangers, continues against #22 TCU.
- First pitch is scheduled for 6 p.m. Saturday, Feb. 22, on FloCollege with Ben Wilson (play-by-play) and Pat Combs (analyst) on the call.

### HOGS AT GLOBE LIFE FIELD

- This weekend marks the Hogs' fourth appearance (2021, 2023-25) in the Arlington-based tournament.
- Arkansas is 7-3 all-time at Globe Life Field, including a perfect 3-0 record in 2021 and 2-1 records in 2023 and 2024.
- The Razorbacks went undefeated in the inaugural College Baseball Showdown in 2021, sweeping the state of Texas by beating Texas Tech, Texas and TCU.
- Arkansas went 2-1 in the College Baseball Showdown in 2023 with wins against Texas and Oklahoma State.
- The Hogs also went 2-1 in last year's Kubota College Baseball Series at Globe Life Field, downing Oregon State and Michigan along the way.

### HISTORY LESSON

- Arkansas owns a 48-22 all-time record against TCU, including a 2-1 record in games played at neutral sites.
- Under DVH, Arkansas is 4-3 overall and 2-1 at neutral sites against TCU.

### 30 AND COUNTING

- Arkansas opened the 2025 season by sweeping Washington State to win its 30th consecutive non-conference home weekend series in a streak that dates back to the start of the 2015 campaign.
- The Hogs have not lost or tied a non-conference regular season weekend series at Baum-Walker Stadium since 2014, when Arkansas lost two-of-three games to South Alabama in its final non-conference home weekend series.

### ROOT TOES THE RUBBER

- Arkansas left-hander Zach Root will make his second start of the season in the ranked showdown against #22 TCU Saturday night at Globe Life Field.
- The ECU transfer made his Razorback debut in the second game of the Opening Day doubleheader against Washington State (Feb. 14), striking out eight over five innings of one-run ball.
- Root limited the Cougars to two hits and a walk, carding his first win of the season in his first outing of the year.

# A ||| RAZORBACK NOTES

## GET THE GACK

- Following a historic rookie campaign, **RHP Gabe Gaeckle** enters his sophomore campaign as one of college baseball's top pitchers.
- Prior to the 2025 season, the right-hander was named Baseball America's preseason SEC Pitcher of the Year, clinched consensus preseason All-America status from Baseball America, D1Baseball, NCBWA and Perfect Game and earned preseason first-team All-SEC recognition from the league's 16 head coaches.
- It is the second consecutive year that a Razorback has been named Baseball America's preseason SEC Pitcher of the Year. LHP Hagen Smith also earned the distinction prior to the 2024 campaign.
- The Aptos, Calif., native was a unanimous first-team Freshman All-American in 2024 after he made 22 relief appearances for Arkansas and posted a 3-3 record with a 2.32 ERA, 57 strikeouts and a team-leading seven saves in 42.2 innings of work.
- Gaeckle became the fifth Razorback freshman pitcher since 2003, head coach Dave Van Horn's first season at the helm of the program, to record five or more saves in a season.

Year	Pitcher	Saves
2024	RHP Gabe Gaeckle	7
2023	RHP Gage Wood	5
2022	RHP Brady Tygart	8
2011	RHP Nolan Sanburn	8
2010	RHP DJ Baxendale	7

- Gaeckle, who made his first career start in game one of the Opening Day doubleheader, is the sixth Arkansas sophomore to start on the mound on Opening Day and the fifth Arkansas sophomore to start the home opener on Opening Day in the Van Horn era (2003-pres.).
- The right-hander lived up to the preseason hype in his first start of the season, firing five shutout innings with career-high seven strikeouts in a win over Washington State (Feb. 14).
- In his second start of the year, Gaeckle worked a career-long 5.2 innings vs. Kansas State (Feb. 22) and struck out a pair.



Sophomore right-hander **Gabe Gaeckle** comes into 2025 as a consensus preseason All-American and as Baseball America's preseason SEC Pitcher of the Year.



Infielder **Wehiwa Aloy** and pitcher **Gabe Gaeckle** landed on the preseason watch list for the Golden Spikes Award, presented annually to the best player in college baseball.

## GOLDEN HOGS

- **INF Wehiwa Aloy** and **RHP Gabe Gaeckle** were named to the preseason watch list for the Golden Spikes Award, presented annually to the best amateur baseball player in the nation.
- The list includes 55 players across high school and college baseball. Arkansas is one of 11 schools with multiple players on this year's list.
- Aloy, also named to last year's preseason watch list for the Golden Spikes Award, started all 60 games at shortstop for the Razorbacks in 2024, his first season at Arkansas after transferring in from Sacramento State following his freshman campaign.
- The Wailuku, Hawai'i, native slashed .270/.355/.485 with a team-high 14 home runs and 56 RBI, finishing his sophomore campaign as the team leader in runs scored (45), multi-RBI games (11), stolen bases (7) and consecutive games reached base safely (31).
- Aloy is the fourth two-time preseason watch list candidate for the Golden Spikes Award in program history, joining OF Heston Kjerstad (2019-20), INF Casey Martin (2019-20) and INF Robert Moore (2021-22).
- Gaeckle, meanwhile, is the 16th Razorback player since 2008 to earn a spot on the Golden Spikes Award's preseason watch list.
- Two Hogs - OF Andrew Benintendi (2015) and RHP Kevin Kopps (2021) - have previously won the Golden Spikes Award, making Arkansas (2) one of only six schools, along with Florida State (4), Arizona State (3), Cal State Fullerton (3), LSU (2) and San Diego State (2), with multiple winners of college baseball's most prestigious award.

## ALOHOGS

- **INF Wehiwa Aloy**, who earned All-SEC honors at shortstop last season, is one of three Hawai'i natives, along with **INF Nolan Souza** and **INF/OF Kuhio Aloy**, his younger brother, on this year's roster.
- Wehiwa Aloy and Kuhio Aloy accomplished a rare feat by each hitting a homer in the same inning vs. Kansas State (Feb. 21) in the Amegy Bank College Baseball Series at Globe Life Field in Arlington, Texas.
- According to Elias Sports Bureau, just seven pairs of brothers since 1900 have each hit a home run in the same inning at the MLB level.

**ROOT PIG SOOIE**

- **LHP Zach Root**, a transfer from ECU, is one of three prized pitchers that Arkansas landed from the portal during the offseason.
- Root went 6-2 with a 3.56 ERA and 76 strikeouts in 68.1 innings across 13 appearances, including 12 starts, on the mound during his stellar sophomore campaign at ECU in 2024, earning him a spot on the midseason watch list for the Golden Spikes Award.
- The Fort Myers, Fla., native recorded four quality starts last season, punctuated by a career-best seven-inning, 10-strikeout performance against Cal State Fullerton (March 2, 2024).
- Root entered the 2025 campaign with three preseason All-America accolades to his name, collecting the national recognition from D1Baseball, NCBWA and Perfect Game this spring.
- The junior left-hander made his first start as a Razorback in game two of the Opening Day doubleheader against Washington State (Feb. 14), spinning five innings of one-run ball with eight strikeouts.

**CHEESE**

- **LHP Landon Beidelschies**, a transfer from Ohio State, is another prized pitcher that Arkansas landed from the portal this offseason.
- Beidelschies was the Buckeyes' Friday night starter as a sophomore in 2024, posting a 6-7 record with a 4.15 ERA and 91 strikeouts in 84.2 innings across 15 starts on the mound.
- The left-hander logged seven quality starts and recorded a career-high 12 strikeouts at West Virginia (March 15, 2024) last season.
- The Canfield, Ohio, native, entered the 2025 campaign as a Perfect Game preseason All-American as well as a preseason All-SEC honoree from the league's 16 head coaches.
- Beidelschies made his Arkansas debut against Washington State (Feb. 17), striking out seven over five innings of one-run ball.

**THE FIREMAN**

- **RHP Christian Foutch** is expected to take on a much larger role in the bullpen this season after a strong sophomore campaign in 2024.
- The hard-throwing junior right-hander made 20 appearances in relief for the Hogs last season, posting a 1-0 record with a 0.81 ERA, 20 strikeouts and one save in 22.1 innings.
- The Littleton, Colo., native allowed only two runs, finishing the season with the lowest ERA by a Razorback pitcher to appear in at least 20 percent of the team's games since RHP Kevin Kopps recorded a 0.90 ERA in 89.2 innings over 33 outings in 2021.
- Foutch entered 2025 with NCBWA preseason All-America honors and preseason All-SEC praise from the league's 16 head coaches. He was also named to the preseason watch list for the NCBWA Stopper of the Year Award, given to the top reliever in college baseball.



Junior right-hander **Christian Foutch** was named an NCBWA preseason All-American and landed on the preseason watch list for the NCBWA Stopper of the Year Award.

**AUSSIE, AUSSIE, AUSSIE**

- **INF Brent Iredale** powered the Razorbacks to an Opening Weekend series win against Washington State, slashing a team-leading .467/.526/.933 with two home runs and nine RBI over four games.
- The Sydney, Australia, native, making his Arkansas debut after beginning his collegiate career at New Mexico JC, had at least one hit and RBI in all four games, logging two multi-hit games and three multi-RBI performances, including a four-RBI game.
- Iredale became the first Razorback with nine RBI in a season-opening series since OF Heston Kjerstad accomplished the feat against Eastern Illinois on Opening Weekend in 2020. Kjerstad hit four home runs during Arkansas' season-opening sweep of Eastern Illinois, homering twice and recording six RBI in the series finale.
- Iredale, Kjerstad, INF Carson Shaddy (9 RBI vs. Bucknell, 2018) and OF Sam Bates (9 RBI vs. Villanova, 2012) are the only Hogs in the Dave Van Horn era (2003-pres.) with nine RBI in a season-opening series.

**CAN YOU DIGGS IT**

- Senior **OF Kendall Diggs** has returned to Arkansas for another season after an injury-plagued junior campaign.
- One of the Razorbacks' three team captains last year, Diggs came into 2024 as a preseason first-team All-SEC honoree after slashing .299/.436/.547 with 12 home runs, a team-leading 63 runs batted in and a team-high 46 walks over 58 games as a sophomore in 2023, earning him second-team All-SEC honors as designated hitter/utility.
- Diggs, however, battled through a torn labrum throughout 2024, slashing .229/.346/.395 with seven homers and 34 RBI in 55 games.
- For his career, Diggs has swatted 22 career home runs, seven of which have been three-run homers. He has also hit two grand slams.

**GOT THAT WOOD**

- **RHP Gage Wood** has worked in a variety of roles on the Razorback pitching staff throughout the first two years of his career.
- As a sophomore in 2024, the Batesville, Ark., native made 22 appearances, including three starts, and posted a 3-2 record with a 4.46 ERA, 56 strikeouts and two saves in 40.1 innings of work.
- As a true freshman in 2023, Wood was Arkansas' closer, going 2-0 with a 4.80 ERA, 42 strikeouts and a team-leading five saves in 30.0 innings of work to earn a spot on the Freshman All-SEC Team.
- All five of Wood's saves came in SEC play, and all five of his saves were of the multi-inning variety, including three three-inning saves.
- Now a junior, the right-hander made his first start of the season on the mound against Washington State (Feb. 15), striking out a career-high seven over five innings of two-run ball.

**RETURN OF THE MAC (AGAIN)**

- Veteran **RHP Will McEntire** can do it all for the Hogs.
- The redshirt senior has pitched in 67 career games with 20 starts, racking up 207 strikeouts over 201.1 innings of work. As a reliever, McEntire has seven career saves, including a career-high four saves in 2024, and at least one save in each of his last three seasons.
- One of McEntire's best outings of his career came in a start against Louisiana Tech (March 11, 2023), throwing a nine-inning complete game with six strikeouts on 97 pitches. He allowed just one unearned run on three hits and a walk in the dominant performance.
- His nine-inning complete game was the first by a Razorback pitcher since RHP Dominic Taccolini's 10-inning complete game shutout against SEC Eastern Division foe Kentucky in 2016.
- His three-hitter was the first by a Hog since RHP Ryne Stanek's nine-inning complete game three-hitter at #6 South Carolina in 2013.



Headlined by pitchers Landon Beidelschies and Zach Root, Arkansas' **transfer portal class** entering the 2025 season was ranked No. 2 in the country by Baseball America.

## HOGS' TRANSFER PORTAL CLASS RANKED NO. 2 BY BASEBALL AMERICA

- Arkansas' transfer portal class coming into the 2025 season was ranked No. 2 in the country by Baseball America.
- The publication's top 100 transfer portal rankings feature eight Hog newcomers, including one in the top 10 and four among the top 50.
- The list includes **LHP Landon Beidelschies** (No. 9), **LHP Zach Root** (No. 13), **INF Camden Kozeal** (No. 26), **OF Charles Davalan** (No. 33), **OF Logan Maxwell** (No. 52), **INF/OF Rocco Peppi** (No. 65), **OF Carson Boles** (No. 93) and **INF Michael Anderson** (No. 98).
- In its summary of Arkansas' transfer class, Baseball America writes:

### 2. Arkansas

No. of top 100 transfers: 8

*It was a disappointing end to the season for Arkansas, who—as the No. 4 national seed—saw its season end on its home turf following an upset loss in regional play to Southeast Missouri. The Razorbacks coaching staff entered the offseason with serious work to do as it pertained to both adding and replacing talent, and their transfer class is perhaps the best to come to Fayetteville in the portal era.*

*They lost their entire rotation—Hagen Smith, Brady Tygart and Mason Molina—to the draft, but they added two of the best lefthanders in the portal in Landon Beidelschies (6-7, 4.15 ERA) and Zach Root (6-2, 3.56 ERA). Both will assume a weekend role this spring, and Arkansas has a bevy of weapons who will battle it out for the third starter spot. For as impressive a duo as Beidelschies and Root are, this class really shines positionally.*

*Charles Davalan (.288/.413/.514) has no shortage of tools packed into his compact frame, and the Florida Gulf Coast product will likely be the team's everyday center fielder. Infielder Camden Kozeal (.284/.349/.439) will almost certainly start at second base, while a handful of other position players will be in the mix for starting roles. After a stunning end to 2024, Arkansas again has the look of a team that will be competing for a national championship.*

## POWERED BY THE PORTAL

- Head coach Dave Van Horn and the Razorbacks took full advantage of the transfer portal prior to the 2025 campaign, adding 10 Division I transfers to the roster during the offseason.

Player	Former School(s)
<b>INF/OF Kuhio Aloy</b>	BYU
<b>INF Michael Anderson</b>	Rhode Island
<b>LHP Landon Beidelschies</b>	Ohio State
<b>OF Carson Boles</b>	Lincoln Memorial (DII)
<b>OF Charles Davalan</b>	FGCU
<b>RHP Aiden Jimenez</b>	Oregon State
<b>INF Cam Kozeal</b>	Vanderbilt
<b>OF Logan Maxwell</b>	TCU
<b>INF/OF Rocco Peppi</b>	Long Beach State/Fresno State
<b>LHP Zach Root</b>	ECU

- D1Baseball Top 85 Impact Transfer Pitchers
  - No. 2 - **LHP Zach Root**
  - No. 5 - **LHP Landon Beidelschies**
- D1Baseball Top 50 Impact Transfer Hitters
  - No. 13 - **OF Charles Davalan**
  - No. 16 - **OF Logan Maxwell**
  - No. 18 - **INF Cam Kozeal**
  - No. 49 - **INF/OF Kuhio Aloy**
- From D1Baseball: Portal Pitchers with Breakout Potential  
*Zach Root, East Carolina to Arkansas - One of the top prospects in the 2025 draft class, Root started 12 games and appeared in 13 for ECU last season posting a 3.56 ERA in 68.1 innings of work. The 6-foot-1, 185-pounder also struck out 76 and walked 21. The left-hander potentially has one of the best arsenals in the nation, and what you see is what you get. It's an off-speed over fastball package, and he throws four of them average or better (change-up, curveball, cutter, slider). The best of the bunch is the curveball. It has two-plane shape at 79 mph with a total vertical depth of -55" which is comparable to current Major Leaguers Cole Ragans and DL Hall and would place him 20th of current qualified Major League left-handed starter pitchers. He also drew a 48% whiff rate with a .057 xwOBA against this breaker in 2024. His cutter (86-87 mph) and slider (83-85) profiles are very similar with about an inch of horizontal separation and four inches of vertical separation, and both drew strong whiff rates and ball-in-play results. There's a strong pronation bias with his two-seam 91-94 mph fastball that he throws 47% of the time and his low-80s change-up (22% usage) both carry significant arm-side profiles. There's little doubt in our minds that this arsenal, and the accompanying pitchability, translate to immediate success in the SEC, as well as professional baseball. – David Seifert/D1Baseball*

## JUCO BANDITS

- Arkansas also added a pair of big-name junior college products in **INF Brent Iredale** (New Mexico JC) and **OF Justin Thomas Jr.** (Florida SouthWestern State) to its roster during the offseason.
- D1Baseball Top 50 Impact JUCO Transfer Hitters
  - No. 2 - **INF Brent Iredale**
  - No. 12 - **OF Justin Thomas Jr.**
- Iredale, a native of Sydney, Australia, spent two seasons (2023-24) at New Mexico JC, hitting .441 with 25 homers and 78 RBI in 2024.



Featuring eight top 100 transfers and four top 500 freshmen, Arkansas' **newcomer class** entering the 2025 season was ranked No. 3 in the country by Baseball America.

**RAZORBACKS' NEWCOMER CLASS RANKED NO. 3 BY BASEBALL AMERICA**

- Arkansas' newcomer class coming into the 2025 season was ranked No. 3 in the country by Baseball America.
- To get the most accurate read on which college programs have the best incoming talent on their roster heading into 2025, the publication combined each program's transfer haul and recruiting class to come up with an overall ranking of newcomers.
- Baseball America's top 100 transfer portal rankings feature eight Razorback newcomers, including one in the top 10 and four among the top 50, and its top 500 draft rankings include four freshman.
- In its summary of Arkansas' newcomers, Baseball America writes:

3. Arkansas

Top 100 transfers: 8

BA 500 freshmen: 4

Arkansas has a lengthy track record of bringing impact talent to campus, and this year is no different. On top of a fantastic portal haul that includes eight of the top 100 transfers, the Razorbacks bring to campus a quartet of players who ranked on the final iteration of the BA 500.

Left-handers Landon Beidelschies (6-7, 4.15 ERA at Ohio State) and Zach Root (6-2, 3.56 ERA at East Carolina) are the strength of Arkansas' class of newcomers, but Oklahoma prep fireballer Carson Wiggins (No. 78), who is the younger brother of former Razorback and current Cubs prospect Jaxon, will be in contention to log a handful of innings as a freshman.

Former New Mexico JC standout third baseman Brent Iredale (.441/.576/1.000) ranked No. 464 on the BA 500 and is already off to a fast start this fall.

Following a disappointing end in 2024, Arkansas has reloaded and looks the part of a national championship contender.

**D1BASEBALL TOP 25 IMPACT FRESHMAN CLASSES**

- Arkansas' freshman class, headlined by **RHP Carson Wiggins** and **LHP Cole Gibler**, was ranked No. 16 in the country by D1Baseball.
- In its summary of Arkansas' freshman class, D1Baseball writes:

*Of all the Razorback freshmen, Carson Wiggins came to campus with the highest accolades. The 94th overall prospect for the 2024 MLB Draft per Prep Baseball, the 6-foot-5 righthander touched 100.8 mph with his fastball while landing a mid-80s slider for strikes. It's a nasty combo that overwhelms opposing hitters, especially when also combined with solid control. He, like Gabe Gaeckle, is not just a wild-armed thrower. It took him just 10 pitches to set down Oklahoma State in order. Arms like Wiggins don't make it to college very often and he'll be a fun one to watch at least for two seasons in Fayetteville - Wiggins will be a draft-eligible sophomore in 2026.*

*Cole Gibler, a Missouri prep, was ranked the 131st overall prospect for the 2024 MLB Draft by Prep Baseball and he did everything to show deserving of that evaluation. His present pitchability is advanced for most any age, but super impressive for a freshman. With a quick arm he repeats a starter's-type delivery for above average control of three pitches. His fastball sat 92-95 and fired two breaking balls for strikes. Gibler sat down the side in order on 13 pitches, striking out a pair. Although it's a long way off, the 6-foot-2, 200-pound lefty has the look of a high round pick in 2027. - David Seifert/D1Baseball*

**NEW KIDS ON THE BLOCK**

- Perfect Game featured **RHP Carson Wiggins** and **LHP Cole Gibler** in its rankings of the top 75 freshmen coming into the 2025 season.
- Wiggins is the younger brother of RHP Jaxon Wiggins, who pitched for Arkansas from 2021-22 and was selected by the Chicago Cubs in the second round (No. 68 overall) of the 2023 MLB Draft.





Since the start of the 2017 season, Arkansas has recorded **337 total wins**. The Razorbacks are the winningest program in all of college baseball in that span.

## MACHINE OF CONSISTENCY

- Since the start of the 2017 season, Arkansas is the winningest college baseball program in the entire country (as of Feb. 22, 2025).

Team	Total Wins ('17 - '18 - '19 - '20 - '21 - '22 - '23 - '24 - '25)
<b>Arkansas</b>	<b>337 (45 - 48 - 46 - 11 - 50 - 46 - 43 - 44 - 4)</b>
Southern Miss	328 (50 - 44 - 40 - 12 - 40 - 47 - 46 - 43 - 6)
Oregon State	327 (56 - 55 - 36 - 5 - 37 - 48 - 41 - 45 - 5)
Tennessee	327 (27 - 29 - 40 - 15 - 50 - 57 - 44 - 60 - 5)
Florida	326 (52 - 49 - 34 - 16 - 38 - 42 - 54 - 36 - 5)
LSU	323 (52 - 39 - 40 - 12 - 38 - 40 - 54 - 43 - 5)
East Carolina	321 (32 - 44 - 47 - 13 - 44 - 46 - 47 - 46 - 2)
Vanderbilt	316 (36 - 35 - 59 - 13 - 49 - 39 - 42 - 38 - 5)
Dallas Baptist	309 (42 - 42 - 43 - 12 - 41 - 34 - 47 - 45 - 3)
Texas Tech	304 (45 - 45 - 46 - 16 - 39 - 39 - 41 - 33 - 0)

- Under Dave Van Horn, who is in his 23rd year as the Razorbacks' head coach, Arkansas has tallied seven 45-win seasons.

Season	Total Wins
2004	45
2012	46
2017	45
2018	48
2019	46
2021	50
2022	46

- Excluding the shortened 2020 season, the Razorbacks are the only SEC team, and one of only two teams in the country (also Southern Miss), to record 40-plus wins in each of the last seven full seasons.

Season	Overall Wins	SEC Wins
2017	45	18
2018	48	18
2019	46	20
2021	50	22
2022	46	18
2023	43	20
2024	44	20

## HISTORIC HOGS

- Arkansas has won 18-plus SEC games in seven consecutive seasons.
- LSU is the only other team in SEC history to record at least seven consecutive seasons of 18-plus SEC victories (10 from 1996-2005).
- Arkansas has started 8-4 or better in SEC play for seven consecutive seasons. It is the best stretch of starting 8-4 or better in SEC play by a team since LSU did so in eight consecutive seasons from 1991-98.

## THE BIG 2-0

- Arkansas has finished with 20 or more SEC victories in a season five times in program history, including four times under Dave Van Horn.

Year	SEC Record (Finish)
1999	22-8 (SEC overall champions)
2019	20-10 (SEC Western Division champions)
2021	22-8 (SEC overall champions)
2023	20-10 (SEC overall champions)
2024	20-10 (SEC Western Division champions)

- Arkansas reached the 20-win mark in SEC play in back-to-back seasons in 2023 and 2024 for the first time in program history.
- Arkansas, which has reached the 20-win mark in SEC play in four of the last five full seasons, is the first team since LSU between 1994-97 to post four 20-win SEC campaigns in five years.

## GONE STREAKING

- Arkansas has recorded 10 winning streaks of 10 or more games since head coach Dave Van Horn took over at the helm of the program.

Winning Streak	Dates
16	March 7, 2020-March 13, 2021
15	Feb. 25-March 22, 2024
15	March 1-28, 2023
13	April 3-23, 2010
12	March 5-25, 2022
12	Feb. 11-March 8, 2005
11	March 26-April 12, 2024
10	May 16-June 5, 2021
10	March 4-21, 2012
10	Feb. 11-March 5, 2003

- The Razorbacks' 15-game winning streaks in 2023 and 2024 were their longest in-season winning streak of the Van Horn era.
- They were also the longest in-season winning streaks in program history since the Hogs won the first 18 games of the 1996 season.

## MIDWEEK MAGIC

- Arkansas finished the 2024 season 12-0 in midweek games, posting an unbeaten midweek record for the first time since 2005.
- In 2024, the Razorbacks secured midweek wins against Grambling, UCA, Oral Roberts, Little Rock, Arkansas State and UAPB as well as three two-game midweek series sweeps over San Jose State, Texas Tech and Missouri State to finish with a perfect 12-0 midweek record.
- In 2005, Dave Van Horn's third season as head coach, Arkansas went 9-0 in midweek games, including two wins against Centenary, two wins against Missouri State, two wins against Northern Colorado, two wins against Oral Roberts and one win against Oklahoma State.
- Entering 2025, the Razorbacks have won 12 consecutive midweek matchups. Arkansas' most recent midweek loss came against Lipscomb (May 2, 2023) in the final midweek game of 2023.



**30 SEASONS OF BAUM-WALKER STADIUM**

- The 2025 campaign marks the 30th season in the history of Baum-Walker Stadium, which opened in 1996. Arkansas maintains an all-time record of 300-243 (.742) in the stadium's 30-year history.
- Arkansas went 34-5 inside the friendly confines of Baum-Walker Stadium during the 2024 season, powered by a program record-tying 27-game winning streak at home from Feb. 19-April 27.
- Excluding 2020, Arkansas has won 28 or more home games in seven straight seasons, including a program-best 34 wins in 2018 and 2024.

Year	Home Record	Overall Record (Postseason)
2017	29-8	45-19 (Regional)
2018	34-4	48-21 (College World Series)
2019	33-7	46-20 (College World Series)
2021	30-8	50-13 (Super Regional)
2022	28-7	46-21 (College World Series)
2023	32-6	43-18 (Regional)
2024	34-5	44-16 (Regional)

**HOME SWEET BAUM-WALKER**

- In order of winning percentage, here are the Razorbacks' top records at home since Baum-Walker Stadium opened in 1996.

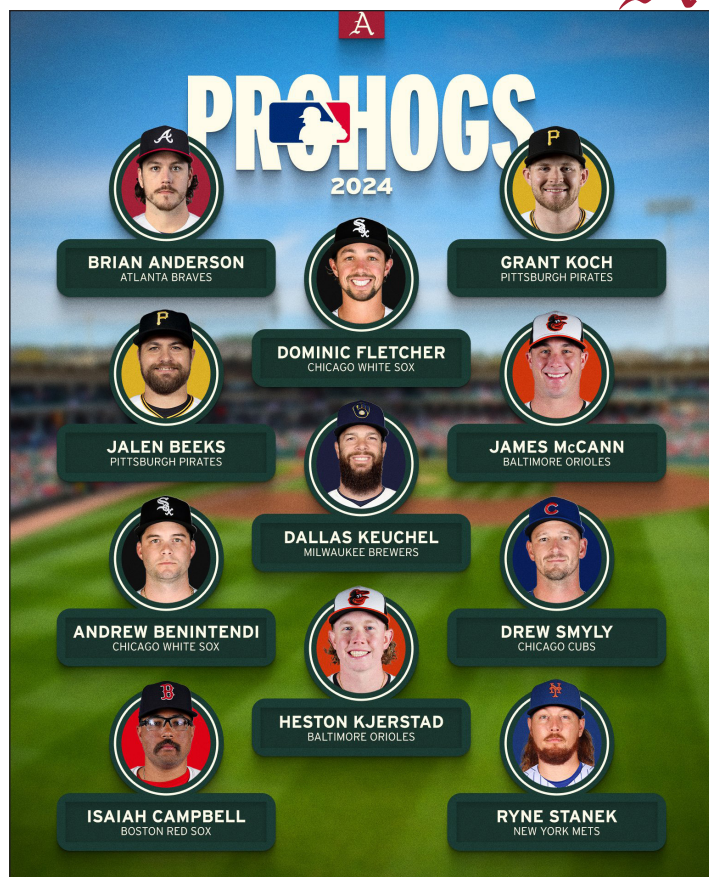
Year	Home Record	Winning Percentage
2018	34-4	.895
2024	34-5	.872
2023	32-6	.842
2019	33-7	.825
2004	31-7	.816
2022	28-7	.800

**J.B. & JOHNELLE HUNT FAMILY BASEBALL DEVELOPMENT CENTER**

- The J.B. & Johnelle Hunt Family Baseball Development Center is a 49,000-square foot baseball performance facility, providing student-athletes with an expanded locker room, team meeting room, strength & conditioning center, training room, nutrition center, pitching development center and an in-venue batting tunnel.
- The one-of-a-kind facility, which opened ahead of the 2022 campaign, sits in the right-field corner of Baum-Walker Stadium.
- It also includes a tunnel to connect the facility to the first-base dugout and postgame press conference room.



The \$27 million, 49,000-square foot **J.B. & Johnelle Hunt Family Baseball Development Center** is the only one of its kind in all of college baseball.



**PROHOGS**

- Eleven (11) former Hogs played in an MLB game in 2024:


Player	Team	Draft Year
Brian Anderson	Atlanta Braves	2014
Jalen Beeks	Pittsburgh Pirates	2014
Andrew Benintendi	Chicago White Sox	2015
Isaiah Campbell	Boston Red Sox	2019
Dominic Fletcher	Chicago White Sox	2019
Dallas Keuchel	Milwaukee Brewers	2009
Heston Kjerstad	Baltimore Orioles	2020
Grant Koch	Pittsburgh Pirates	2018
James McCann	Baltimore Orioles	2011
Drew Smyly	Chicago Cubs	2010
Ryne Stanek	New York Mets	2013

- Six (6) former Razorbacks have won a World Series championship:

Player	Team	Year
Dick Hughes	St. Louis Cardinals	1967
Eric Hinske (2x)	Boston Red Sox/New York Yankees	2007/2009
Dallas Keuchel	Houston Astros	2017
Andrew Benintendi	Boston Red Sox	2018
Drew Smyly	Atlanta Braves	2021
Ryne Stanek	Houston Astros	2022

**MLB DRAFT FACTS**

- Arkansas has had at least one player selected in each of the past 50 MLB drafts dating back to 1975.
- The Razorbacks have had double-digit players selected in a single draft on three occasions: 1985 (10), 2013 (11) and 2018 (11).
- Since 2018, no school in the country has had more overall draft selections than Arkansas (53).



Arkansas pitching coach **Matt Hobbs** has developed nine All-Americans, nine All-SEC honorees and 23 MLB draft picks since joining the program prior to the 2019 season.

**HOBBS NAMED DIBASEBALL ASSISTANT COACH OF THE YEAR**

- Arkansas pitching coach Matt Hobbs was named the DIBaseball Assistant Coach of the Year following the 2024 season.
- Hobbs, who enters his seventh season as pitching coach in 2025, guided his staff to a historic and record-breaking campaign in 2024.
- Arkansas ranked fifth nationally with a 3.87 ERA and a 3.11 strikeout-to-walk ratio and led the country with 12.1 strikeouts per nine innings, powered by a school-record 706 strikeouts.
- Since joining Arkansas as the pitching coach prior to the 2019 campaign, Hobbs has helped develop:
  - » 9 All-Americans
  - » 9 All-SEC honorees, including two SEC pitchers of the year
  - » 23 MLB draft selections, including 16 top 10 rounders
- Under Hobbs's tutelage, RHP Kevin Kopps emerged as the best player in the country in 2021, winning both the Golden Spikes Award and Dick Howser Trophy, and LHP Hagen Smith was the unanimous national pitcher of the year in 2024.
- With Hobbs' help, Smith solidified his status as one of the greatest pitchers in Razorback history, concluding his career as the program's all-time strikeout king and single-season strikeout leader, and departing as the highest-drafted pitcher in school history when he was selected fifth overall by the Chicago White Sox in the 2024.
- Since Hobbs joined the Razorback coaching staff, Arkansas has made two trips to the College World Series (2019, 2022), clinched a pair of overall SEC championships (2021, 2023) and captured four SEC Western Division titles (2019, 2021, 2023, 2024).
- Additionally, the Hogs won Collegiate Baseball's national recruiting championship for the first time in program history in 2023 as Arkansas' star-studded recruiting class was named the nation's best.



Arkansas, the winningest team in the nation since 2017 (333 overall wins), checked in at No. 5 in DIBaseball's biennial rankings of the top 100 programs in college baseball.

**HOGS AT NO. 5 IN DIBASEBALL'S TOP 100 PROGRAMS RANKINGS**

- Arkansas checked in at No. 5 in DIBaseball's biennial rankings of the top 100 programs in college baseball.
- DIBaseball's rankings place an emphasis on a tradition of consistent winning in the last decade, especially in the last five years, with the ultimate goal being to identify programs in the best shape currently with an eye towards the next five to 10 years.
- DIBaseball writers Aaron Fitt, Kendall Rogers, Mike Rooney, Joe Healy and Mark Etheridge made adjustments to the rankings based on evaluations of coaching staff quality and stability, facilities, scholarship/financial aid situation, conference dynamics, momentum, recruiting and player development proficiency.
- In its summary of the Arkansas program, DIBaseball writes:
 

*The Razorbacks are still chasing the program's first national title, but it's safe to say they've still had a plethora of success over the past few seasons under the direction of long-time and legendary head coach Dave Van Horn. The Hogs recently went 44-16 overall, 20-10 in the SEC, and earned the No. 5 national seed before getting upset in the Fayetteville Regional. Before this past season, the Hogs had gone 43-18 overall (tied for the SEC regular season crown with Florida) in '23 with a No. 3 national seed and yet another Regional host while also going 46-21 overall in '22 with a trip to the College World Series. And in '21, the Hogs went a miraculous 50-13 overall with a 22-8 record in the SEC. That year, the Hogs were the top overall national seed before getting upset in the Fayetteville Super Regional by NC State. Yes, not winning a national title - yet - is a knock on the Hogs, but literally everything else is checked. The Hogs are a perennial power, they're insanely consistent in the toughest conference in college baseball, and the resources are plentiful in Fayetteville. Baum Stadium is exceptional, the player development facilities are the nation's best, and the program is well-positioned in the NIL era. The Hogs are in a fantastic spot moving forward. - Kendall Rogers/DIBaseball*





**BAUM-WALKER STADIUM RECORDS**

**13,472**

SINGLE-GAME ATTENDANCE (2018)

**10,376**

SINGLE-SEASON AVERAGE (2022)

**394,146**

SINGLE-SEASON TICKETS (2024)

**700**

WINS AT BAUM-WALKER STADIUM

**34,796**

3-GAME SERIES ATTENDANCE (2022)

**ARKANSAS YEAR-BY-YEAR RESULTS AT BAUM-WALKER STADIUM**

<b>1996</b> 6-3 (.667)	<b>1997</b> 26-7 (.788)	<b>1998</b> 22-9 (.710)	<b>1999</b> 26-7 (.788)	<b>2000</b> 15-19 (.441)	<b>2001</b> 19-6 (.760)	<b>2002</b> 18-12 (.600)	<b>2003</b> 22-8 (.733)	<b>2004</b> 31-8 (.795)	<b>2005</b> 19-9 (.679)
<b>2006</b> 21-8 (.724)	<b>2007</b> 23-10 (.697)	<b>2008</b> 24-9 (.727)	<b>2009</b> 21-12 (.636)	<b>2010</b> 29-9 (.763)	<b>2011</b> 24-7 (.774)	<b>2012</b> 28-8 (.778)	<b>2013</b> 24-9 (.727)	<b>2014</b> 25-10 (.714)	<b>2015</b> 23-12 (.657)
<b>2016</b> 19-14 (.576)	<b>2017</b> 29-8 (.784)	<b>2018</b> 34-4 (.895)	<b>2019</b> 33-7 (.825)	<b>2020</b> 11-2 (.846)	<b>2021</b> 30-8 (.790)	<b>2022</b> 28-7 (.800)	<b>2023</b> 32-6 (.842)	<b>2024</b> 34-5 (.872)	<b>2025</b> 4-0 (1.000)

**Top 20 All-Time Crowds (tickets sold/distributed)**

1. USC	13,472	March 3, 2018
2. Mississippi State	12,589	April 25, 2015
3. South Alabama	12,006	March 7, 2020
4. LSU	11,827	April 8, 2017
5. Tennessee	11,787	April 26, 2019
6. Vanderbilt	11,772	May 13, 2022
7. Vanderbilt	11,761	May 14, 2022
8. Auburn	11,742	April 26, 2014
9. Ole Miss	11,736	April 30, 2022
10. LSU	11,714	May 10, 2019
11. Ole Miss	11,651	April 29, 2022
12. Tennessee	11,594	April 27, 2019
13. Mississippi State	11,548	April 1, 2022
14. Mississippi State	11,522	April 2, 2022
15. LSU	11,462	April 9, 2011
16. Arizona State	11,434	April 8, 2009
17. Mississippi State	11,415	April 3, 2022
18. Ole Miss	11,409	May 1, 2022
19. Ole Miss*	11,383	June 9, 2019
20. Ole Miss*	11,350	June 8, 2019

\* - NCAA Super Regional  
^ - NCAA Regional

**Top 20 All-Time Crowds (actual)**

1. Missouri State*	12,167	June 6, 2015
2. Missouri State*	11,869	June 5, 2015
3. South Carolina*	11,722	June 9, 2018
4. Missouri State*	11,694	June 7, 2015
5. South Carolina*	11,481	June 10, 2018
6. South Carolina*	11,217	June 11, 2018
7. LSU	11,103	April 9, 2011
8. Arizona State	11,014	April 8, 2009
9. Oral Roberts^	11,088	June 2, 2017
10. LSU	10,987	April 8, 2017
11. Mississippi State	10,837	April 25, 2015
12. Mississippi State	10,784	April 16, 2011
13. USC	10,732	March 3, 2018
14. LSU	10,581	May 5, 2007
15. Texas A&M	10,477	April 20, 2013
16. Missouri State^	10,369	June 3, 2017
17. Missouri State^	10,273	June 5, 2017
18. Central Michigan	10,219	Feb. 20, 2016
19. Auburn	10,217	April 26, 2014
20. Southern Miss^	10,213	June 2, 2018

\* - NCAA Super Regional  
^ - NCAA Regional

**2024 NCAA ATTENDANCE LEADERS**

Team	Total Home Attendance		Games
	Average	Total	
1. Arkansas	10,106	394,146	39
2. LSU	10,834	390,033	36
3. Mississippi State	10,903	370,711	34
4. Ole Miss	9,628	298,461	31
5. Texas	7,476	269,143	36
6. Texas A&M	6,431	257,258	40
7. Tennessee	5,339	234,921	44
8. South Carolina	7,045	232,501	33
9. Florida	6,100	195,199	32
10. Florida State	4,982	179,336	36
11. Clemson	4,660	177,094	38
12. East Carolina	4,865	170,277	35
13. Southern Miss	5,317	164,825	31
14. Virginia	4,197	159,483	38
15. Oklahoma State	4,828	144,850	30
16. Nebraska	5,221	135,734	26
17. Auburn	4,244	131,576	31
18. Kentucky	3,952	126,469	32
19. Vanderbilt	3,597	125,887	35
20. Hawaii	3,476	125,131	36



## SERIES HISTORY

### INSIDE THE SERIES (SINCE 1960): TCU

Overall Series Record: 48-22  
 Record in Fayetteville, Ark.: 27-4  
 Record in Fort Worth, Texas: 19-17  
 Record at Neutral Sites: 2-1

### IN THE DVH ERA (2003-PRESENT): TCU

Overall Series Record: 4-3  
 Record in Fayetteville, Ark.: 2-2  
 Record in Fort Worth, Texas: 0-0  
 Record at Neutral Sites: 2-1

*In the DVH era (Arkansas leads, 4-3)*

DATE	SITE	W/L	SCORE
2/17/06	Edinburg, Texas	W	5-2
6/1/19	Fayetteville, Ark.+	W	3-1
6/2/19	Fayetteville, Ark.+	W	6-0
2/22/21	Arlington, Texas	W	4-1
2/18/23	Arlington, Texas	L	18-6
6/4/23	Fayetteville, Ark.+	L	20-5
6/5/23	Fayetteville, Ark.+	L	12-4

## BOX SCORE FROM PREVIOUS MEETING



### 2023 Arkansas Baseball Arkansas at TCU

Jun 05, 2023 at Fayetteville, Ark. (Baum-Walker Stadium)



#### Arkansas 4 (43-18)

#### TCU 12 (40-22)

Player	ab	r	h	rbi	bb	so	po	a	lob	Player	ab	r	h	rbi	bb	so	po	a	lob
Tavian Josenberger cf	2	2	0	0	2	0	3	0	1	Nunez, Elijah cf	3	1	0	0	2	2	4	0	2
Jace Bohrofen rf	3	1	1	2	1	1	2	0	2	Bowen, Karson c	5	2	2	0	0	1	7	1	1
Jared Wegner lf	3	1	1	1	1	1	0	0	0	Taylor, Brayden 3b	3	1	0	0	2	2	2	2	0
Ben McLaughlin 3b	3	0	0	1	0	1	0	2	0	Fontenelle, Cole 1b	5	1	2	3	0	2	11	0	0
Kendall Diggs dh	3	0	0	0	1	0	0	0	0	Richardson, Tre 2b	5	1	1	3	0	0	1	2	4
Caleb Cali 2b	4	0	0	0	1	0	1	2	2	Green, Brody 2b	0	0	0	0	0	0	0	1	0
Brady Slavens 1b	4	0	1	0	0	2	8	1	0	Byrne, Kurtis dh	5	3	4	2	0	0	0	0	1
Parker Rowland c	3	0	0	0	0	2	9	0	0	Silva, Anthony ss	4	2	1	0	0	1	0	2	0
Peyton Holt ph	0	0	0	0	1	0	0	0	0	Maxwell, Logan lf	1	0	0	0	0	0	1	0	0
John Bolton ss	3	0	0	0	0	1	3	1	1	Boyers, Luke ph/lf	2	0	0	0	0	0	1	0	0
Cody Adcock p	0	0	0	0	0	0	0	1	0	Davis, Austin rf	3	1	2	4	1	1	0	0	0
Hagen Smith p	0	0	0	0	0	0	0	1	0	Brown, Cam p	0	0	0	0	0	0	0	1	0
Zack Morris p	0	0	0	0	0	0	1	0	0	Abeldt, Ben p	0	0	0	0	0	0	0	1	0
Gage Wood p	0	0	0	0	0	0	0	0	0	Totals	36	12	12	12	5	9	27	10	8
Christian Foutch p	0	0	0	0	0	0	0	0	0										
Totals	28	4	3	4	6	8	24	9	6										

Score by Innings	1	2	3	4	5	6	7	8	9	R	H	E
Arkansas	1	0	0	0	3	0	0	0	0	4	3	1
TCU	0	2	0	0	1	3	1	5	X	12	12	0

E - Cali(6). DP - TCU 1. LOB - Arkansas 6; TCU 8. 2B - Bowen 2(14); Fontenelle(19); Byrne(8). HR - Bohrofen(16); Wegner(15); Richardson(6); Byrne 2(10); Davis(8). HBP - Josenberger; Bolton; Silva. SH - Maxwell 2(6). SF - McLaughlin(2). SB - Josenberger 2(13); Slavens(7); Nunez 2(19); Bowen(9); Taylor(14); Davis(22).

Arkansas	ip	h	r	er	bb	so	ab	bf	np	TCU	ip	h	r	er	bb	so	ab	bf	np
Cody Adcock	1.1	1	2	2	1	2	5	8	36	Brown, Cam	4.1	2	4	4	4	4	14	21	86
Hagen Smith	3.2	3	1	1	2	6	14	16	67	Abeldt, Ben	4.2	1	0	0	2	4	14	16	65
Zack Morris	0.2	3	3	2	1	0	5	7	29										
Gage Wood	1.2	3	4	4	1	1	8	9	32										
Christian Foutch	0.2	2	2	2	0	0	4	4	9										

Win - Abeldt (3-3). Loss - Morris (1-4). Save - None.  
 WP - Wood(9); Brown(7). HBP - by Brown (Josenberger); by Brown (Bolton); by Adcock (Silva). Inherited runners/scored: Smith 2/2; Wood 2/0; Foutch 1/1. Pitches/strikes: Adcock 36/23; Smith 67/45; Morris 29/18; Wood 32/21; Foutch 9/7; Brown 86/45; Abeldt 65/38.

Umpires - HP: Linus Baker 1B: John Bostwick 2B: Jason Harstick 3B: Josh Schepis  
 Start: 2:06 pm Time: 2:57 Attendance: 10475  
 Weather: 86, sunny, humid

## HONORS &amp; AWARDS

**INF Wehiwa Aloy**

Golden Spikes Award Preseason Watch List  
Bobby Bragan National Collegiate Slugger Award Watch List

**RHP Landon Beidelschies**

Perfect Game Preseason All-American (First Team)  
Coaches Preseason All-SEC (Second Team)  
Perfect Game Preseason All-SEC (First Team)

**RHP Christian Foutch**

NCBWA Preseason All-American (Third Team)  
Coaches Preseason All-SEC (Second Team)  
NCBWA Preseason Stopper of the Year Award Watch List

**RHP Gabe Gaeckle**


Consensus Preseason All-American  

- Baseball America (Second Team)
- D1Baseball (Second Team)
- NCBWA (Second Team)
- Perfect Game (First Team)

 Baseball America Preseason SEC Pitcher of the Year  
Coaches Preseason All-SEC (First Team)  
Perfect Game Preseason All-SEC (First Team)  
Golden Spikes Award Preseason Watch List

**LHP Zach Root**

D1Baseball Preseason All-American (Third Team)  
NCBWA Perfect Game Preseason All-American (Third Team)  
Perfect Game Preseason All-American (Second Team)  
Perfect Game Preseason All-SEC (Second Team)



Left-hander **Zach Root** collected three preseason All-American honors, including second-team recognition from Perfect Game and third-team praise from D1Baseball and NCBWA. The ECU transfer went 6-2 with a 3.56 ERA and 76 strikeouts in 68.1 innings across 13 appearances, including 12 starts, on the mound during his sophomore campaign in 2024.



STANDINGS

	SEC	Pct.	GB	All	Pct.	Home	Away	Neutral	Top 25	Top 10	L10	Streak
Alabama	0-0	-	-	6-0	1.000	5-0	0-0	1-0	0-0	0-0	6-0	W6
South Carolina	0-0	-	-	6-0	1.000	5-0	1-0	0-0	0-0	0-0	6-0	W6
Florida	0-0	-	-	5-0	1.000	5-0	0-0	0-0	0-0	0-0	5-0	W5
LSU	0-0	-	-	5-0	1.000	5-0	0-0	0-0	0-0	0-0	5-0	W5
Tennessee	0-0	-	-	5-0	1.000	5-0	0-0	0-0	0-0	0-0	5-0	W5
Oklahoma	0-0	-	-	4-0	1.000	3-0	0-0	1-0	0-0	0-0	4-0	W4
Texas A&M	0-0	-	-	4-0	1.000	4-0	0-0	0-0	0-0	0-0	4-0	W4
Georgia	0-0	-	-	6-1	.857	2-0	2-1	2-0	0-0	0-0	6-1	W3
Auburn	0-0	-	-	5-1	.833	5-1	0-0	0-0	1-0	0-0	5-1	W4
Vanderbilt	0-0	-	-	5-1	.833	3-0	1-0	1-1	1-1	0-0	5-1	W4
<b>Arkansas</b>	<b>0-0</b>	<b>-</b>	<b>-</b>	<b>4-1</b>	<b>.800</b>	<b>4-0</b>	<b>0-0</b>	<b>0-1</b>	<b>0-0</b>	<b>0-0</b>	<b>4-1</b>	<b>L1</b>
Ole Miss	0-0	-	-	4-1	.800	2-0	0-0	2-1	2-1	1-1	4-1	W3
Mississippi State	0-0	-	-	4-1	.800	4-0	0-1	0-0	0-1	0-0	4-1	W1
Texas	0-0	-	-	3-1	.750	1-0	0-0	2-1	1-0	0-0	3-1	W3
Kentucky	0-0	-	-	2-1	.667	0-0	2-1	0-0	0-0	0-0	2-1	W1
Missouri	0-0	-	-	2-3	.400	0-0	0-1	2-2	0-0	0-0	2-3	W1

SCHEDULE/RESULTS

Monday, Feb. 17

at #4 Arkansas 12, Washington State 2 (7 inn.)  
at #13 Vanderbilt 3, Air Force 1

Tuesday, Feb. 18

at #13 Vanderbilt 5, Air Force 2  
at #2 LSU 13, Southern 1 (7 inn.)  
at Ole Miss 4, Arkansas State 2 (10 inn.)  
South Carolina 5, at Winthrop 3  
at #2 Tennessee 29, UNC Asheville 4 (7 inn.)  
at Alabama 12, Middle Tennessee State 2 (8 inn.)  
#6 Florida 10, at Jacksonville 4  
#4 Georgia 6, at Kennesaw State 4  
at #25 Auburn 7, #24 Troy 6  
at #23 Southern Miss 3, #16 Mississippi State 0  
Houston at #12 Texas - canceled  
McNeese at #1 Texas A&M - canceled

Wednesday, Feb. 19

at South Carolina 7, Queens 2  
at Alabama 15, Alabama State 1 (7 inn.)  
at #25 Auburn 6, North Alabama 2  
#2 LSU at Nicholls - postponed  
Florida A&M at #6 Florida - postponed  
#20 Oklahoma vs. UT Arlington - postponed

Thursday, Feb. 20

at UCF 7, Missouri 1

Friday, Feb. 21

at #4 Georgia 9, UIC 3 (DH-1)  
at #4 Georgia 15, UIC 1 (DH-2 / 7 inn.)  
#20 Oklahoma 3, Minnesota 2 (Round Rock, Texas)  
at #2 Tennessee 5, Samford 1  
at #12 Texas 4, Dartmouth 3  
at Ole Miss 8, Eastern Kentucky 0  
at #16 Mississippi State 3, Missouri State 1  
at #13 Vanderbilt 11, Saint Mary's 4  
at #25 Auburn 11, Wright State 0 (7 inn.)  
at South Carolina 5, UW Milwaukee 2  
#23 Kentucky 2, at Belmont 1  
at #2 LSU 4, Omaha 2  
at #1 Texas A&M 6, Cal Poly 1

Alabama 9, Coastal Carolina 2 (Jacksonville, Fla.)  
at #6 Florida 13, Dayton 1 (7 inn.)

**Kansas State 3, #4 Arkansas 2 (Arlington, Texas)**  
Missouri 6, Florida A&M 5 (Vero Beach, Fla.)

Saturday, Feb. 22

Wright State at #25 Auburn - 1 p.m. [SECN+]  
UIC at #4 Georgia - 2 p.m. [SECN+]  
UW Milwaukee at South Carolina - 2 p.m. [SECN+]  
Saint Mary's at #13 Vanderbilt - 2 p.m. [SECN+]  
Eastern Kentucky at Ole Miss - 2:30 p.m. [SECN+]  
#23 Kentucky at Belmont - 2 p.m.  
Omaha at #2 LSU - 3 p.m. [SECN+]  
Missouri State at #16 Mississippi State - 3 p.m. [SECN+]  
Missouri vs. Alabama State - 3 p.m. [MLB.com]  
Dartmouth at #12 Texas - 3 p.m. [SECN+]  
Cal Poly at #1 Texas A&M - 3 p.m. [SECN+]  
Alabama vs. #12 NC State - 4 p.m. [D1Baseball.com]  
Dayton at #6 Florida - 4 p.m. [SECN+]  
Samford at #2 Tennessee - 4 p.m. [SECN+]  
#20 Oklahoma vs. #6 Oregon State - 5 p.m. [D1Baseball.com]  
**#4 Arkansas vs. #13 TCU - 7 p.m. [FloCollege]**

Sunday, Feb. 23

Missouri vs. Southern (Vero Beach, Fla.) - 9 a.m. [MLB.com]  
Alabama vs. Ohio State - 11 a.m. [D1Baseball.com]  
UIC at #4 Georgia - 11 a.m. [SECN+]  
**#4 Arkansas vs. #25 Michigan - 12 p.m. [FloCollege]**  
Dayton at #6 Florida - 12 p.m. [SECN+]  
Eastern Kentucky at Ole Miss - 1 p.m. [SECN+]  
Samford at #2 Tennessee - 1 p.m. [SECN+]  
Dartmouth at #12 Texas - 1 p.m. [SECN+]  
Saint Mary's at #13 Vanderbilt - 1 p.m. [SECN+]  
UW Milwaukee at South Carolina - 1:30 p.m. [SECN+]  
Wright State at #25 Auburn - 2 p.m. [SECN+]  
#23 Kentucky at Belmont - 2 p.m.  
Omaha at #2 LSU - 2 p.m. [SECN+]  
Missouri State at #16 Mississippi State - 2 p.m. [SECN+]  
Cal Poly at #1 Texas A&M - 2 p.m. [SECN+]  
#20 Oklahoma vs. #2 Virginia - 5 p.m. [D1Baseball.com]

All times Eastern; Rankings reflect highest among major polls

WEEK 2

SOUTHEASTERN CONFERENCE

AS OF FEB. 17

## ACTIVE CAREER LEADERS

## Games Played

1.	Kennedy Jones*, South Carolina	178
2.	Hunter Hines, Mississippi State	174
3.	Michael Braswell III, LSU	172
4.	Garrett Staton*, Alabama	169
	Isaac Humphrey*, Ole Miss	169
	Josh Pearson, LSU	169
7.	<b>Rocco Peppi*, Arkansas</b>	<b>168</b>
8.	Hayden Schott*, Texas A&M	166
9.	Wyatt Henseler*, Texas A&M	164
10.	Talmadge LeCroy, South Carolina	159

## Runs Scored

1.	Wyatt Henseler*, Texas A&M	183
2.	Garrett Staton*, Alabama	155
3.	Robbie Burnett*, Georgia	149
4.	Matt Bergevin*, Texas A&M	148
5.	Kennedy Jones*, South Carolina	145
6.	Cole Hage*, Kentucky	141
	Jace LaViolette, Texas A&M	141
	Hunter Hines, Mississippi State	141
9.	Daniel Dickinson*, LSU	139
10.	Hayden Schott*, Texas A&M	136
--		
	<b>Rocco Peppi*, Arkansas</b>	<b>122</b>

## Hits

1.	Kennedy Jones*, South Carolina	238
2.	Wyatt Henseler*, Texas A&M	234
3.	Hayden Schott*, Texas A&M	216
4.	<b>Rocco Peppi*, Arkansas</b>	<b>196</b>
5.	Hunter Hines, Mississippi State	192
6.	Garrett Staton*, Alabama	185
7.	Luis Hernandez*, LSU	183
8.	Robbie Burnett*, Georgia	179
9.	Matt Bergevin*, Texas A&M	178
10.	Daniel Dickinson*, LSU	177

## Doubles

1.	Wyatt Henseler*, Texas A&M	50
2.	Hayden Schott*, Texas A&M	49
3.	Matt Bergevin*, Texas A&M	42
	<b>Rocco Peppi*, Arkansas</b>	<b>42</b>
5.	Kennedy Jones*, South Carolina	40
6.	Garrett Staton*, Alabama	39
7.	Jonathan Vastine, Vanderbilt	38
8.	Luis Hernandez*, LSU	37
9.	Devin Burkes, Kentucky	36
10.	Ike Irish, Auburn	35

## RBI

1.	Wyatt Henseler*, Texas A&M	191
2.	Hunter Hines, Mississippi State	174
3.	Kennedy Jones*, South Carolina	166
4.	Hayden Schott*, Texas A&M	152
5.	Jace LaViolette, Texas A&M	148
6.	Matt Bergevin*, Texas A&M	147
7.	Gavin Kash*, Texas A&M	135
8.	Cooper McMurray*, Auburn	129
	Garrett Staton*, Alabama	129
10.	Mitchell Sanford*, Ole Miss	128
--		
	<b>Rocco Peppi*, Arkansas</b>	<b>120</b>

## HBP

1.	<b>Rocco Peppi*, Arkansas</b>	<b>52</b>
2.	Wyatt Henseler*, Texas A&M	47
3.	Noah Sullivan*, Mississippi State	41
4.	Cade Kurland, Florida	39
	Cole Hage*, Kentucky	39
6.	Garrett Staton*, Alabama	37
7.	Devin Burkes, Kentucky	34
	<b>Michael Anderson*, Arkansas</b>	<b>34</b>
9.	Ethan Petry, South Carolina	33
	Josh Pearson, LSU	33

## Wins

1.	Chase Hungate*, Mississippi State	16
	Will McEntire, Arkansas	16
3.	Noah Sullivan*, Mississippi State	15
	Ruger Riojas*, Texas	15
5.	Jacob Mayers*, LSU	14
6.	Zac Cowan*, LSU	13
7.	Grant Stevens*, Oklahoma	12
	Kolten Smith, Georgia	12
	Matthew Becker, South Carolina	12
	Nate Snead*, Tennessee	11
10.	Jared Spencer*, Texas	11
	Nic McCay*, Kentucky	11
	Karson Ligon*, Mississippi State	11
--		
	<b>Zach Root*, Arkansas</b>	<b>10</b>

## Appearances

1.	Chase Hungate*, Mississippi State	69
2.	Brad Rudis, Texas A&M	68
3.	<b>Will McEntire, Arkansas</b>	<b>66</b>
4.	Jackson Nove, Kentucky	62
5.	John Armstrong, Auburn	61
	Matthew Becker, South Carolina	61
7.	Jared Spencer*, Texas	60
8.	Robert Hogan, Kentucky	58
9.	Samuel Dutton, Auburn	54
	Nate Snead*, Tennessee	54
	Cade Fisher, Auburn	54
	Carson Myers*, Auburn	54

## Saves

1.	Alton Davis II, Georgia	12
2.	Carson Ozmer*, Alabama	11
3.	Simon Gregersen*, Kentucky	9
	Nate Snead*, Tennessee	9
	Jared Spencer*, Texas	9
	Cole Hentschel*, Kentucky	9
7.	<b>Landon Beidelschies*, Arkansas</b>	<b>7</b>
	Chandler Dorsey*, LSU	7
	Ruger Riojas*, Texas	7
	<b>Gage Wood, Arkansas</b>	<b>7</b>
	<b>Will McEntire, Arkansas</b>	<b>7</b>
	Gavin Guidry, LSU	7

## Innings Pitched

1.	Nic McCay*, Kentucky	224.1
2.	<b>Will McEntire, Arkansas</b>	<b>200.1</b>
3.	Grant Stevens*, Oklahoma	187.1
4.	Ryan Prager, Texas A&M	162.0
5.	Zac Cowan*, LSU	156.1
6.	Karson Ligon*, Mississippi State	153.2
7.	Matthew Becker, South Carolina	151.0
8.	Jacob Mayers*, LSU	147.1
9.	Chase Hungate*, Mississippi State	142.0
10.	Justin Lamkin, Texas A&M	129.0
--		
	<b>Zach Root*, Arkansas</b>	<b>127.0</b>
	<b>Landon Beidelschies*, Arkansas</b>	<b>120.0</b>

## Strikeouts

1.	Nic McCay*, Kentucky	251
2.	Jacob Mayers*, LSU	213
3.	Matthew Becker, South Carolina	208
4.	Will McEntire, Arkansas	207
5.	Ryan Prager, Texas A&M	185
6.	Zac Cowan*, LSU	179
7.	Justin Lamkin, Texas A&M	171
8.	Grant Stevens*, Oklahoma	158
9.	Jared Spencer*, Texas	155
10.	Liam Doyle*, Tennessee	152
--		
	<b>Landon Beidelschies*, Arkansas</b>	<b>143</b>
	<b>Zach Root*, Arkansas</b>	<b>138</b>

\* - Indicates stats from a previous non-SEC school are included

# A ||| QUICK FACTS

## GENERAL INFORMATION

Location.....	Fayetteville, Ark.
Founded.....	1871
Enrollment.....	33,600
Nickname.....	Razorbacks
School Colors.....	Cardinal (PMS 201) and White
Conference.....	Southeastern (SEC)
System President.....	Dr. Donald R. Bobbitt (Arkansas, 1980)
Chancellor.....	Dr. Charles Robinson (Houston, 1987)
Athletics Director.....	Hunter Yurachek (Guilford, 1990)
Faculty Athletic Rep.....	Paul Adams (LSU, 1992)
Athletics Website.....	ArkansasRazorbacks.com
Athletic Department Phone.....	(479) 575-6533
Ticket Office Phone.....	(479) 575-5151

## BAUM-WALKER STADIUM

Home Facility.....	Baum-Walker Stadium at George Cole Field
Capacity.....	11,121 (8,237 Chairbacks)
Largest Crowd (actual).....	12,167 vs. Missouri State (June 6, 2015)
Stadium Opening.....	April 13, 1996
Dedication.....	May 3, 1996
Field Dimensions.....	LL - 320, LC - 375, CF - 400, RC - 365, RL - 312
Surface.....	Grass

## COACHES & SUPPORT STAFF

Head Coach.....	Dave Van Horn (Arkansas, 1988)
Record at Arkansas.....	887-458 (23 seasons, .660)
Overall Division I Record.....	1,207-614 (31 seasons, .666)
Overall as a Head Coach.....	1,472-698 (37 seasons, .679)
DI Postseason Appearances (Total/at Arkansas).....	24/20
College World Series Appearances (Total/at Arkansas).....	9/7
(Neb: 2001, 2002; Ark: 2004, 2009, 2012, 2015, 2018, 2019, 2022)	
Assistant Coach/Recruiting Coordinator.....	Nate Thompson (Dallas Baptist, 2006)
Assistant Coach.....	Matt Hobbs (Missouri, 2002)
Assistant Coach.....	Bobby Wernes (Arkansas, 2018)
Student Assistant Coach.....	Hudson Polk (Arkansas, 2024)
Director of Operations.....	Clay Goodwin (Arkansas, 2005)
Director of Strength & Conditioning.....	Hunter Bell (Arkansas-Monticello, 2018)
Director of Pitching Development.....	Zach Barr (Arkansas, 2017)
Director of Baseball Analytics.....	DJ Baxendale (Arkansas, 2019)
Athletic Trainer.....	Corey Wood (East Carolina, 2008)
Equipment Manager.....	Mark Taylor (Ouachita Baptist, 1988)
Strength & Conditioning Assistant.....	MJ Munoz (Aurora, 2022)
Strength & Conditioning Intern.....	Alden Arrington
Graduate Manager.....	John McElroy, Matthew Schluterman
Student Managers.....	Anthony Sanchez, Crew Tidwell, Trip Wright
Bulpen Catchers.....	Ryan Cleinmark, Hayden Schnitker
Sports Information Director.....	Oliver Grigg (Tulane, 2017)
Academics Director.....	Jonathan Burgess (Central Arkansas, 2015)
Sports Nutritionist.....	Ben Tarnowski (North Dakota, 2021)
Sport Administrator.....	Kevin Trainor (Arkansas, 1994)
Administrative Assistant.....	Kelly Moore (Arkansas, 2004)

## HISTORY

First Year of Arkansas Baseball.....	1897
Years of Varsity Baseball at Arkansas.....	103
(1897, 1901-03, 05, 08-16, 19-20, 22-29, 47-2025)	
All-Time Program Record.....	2,440-1,477-6 (.623)
All-Time Conference Record/Years.....	SEC: 497-433 (.534)/32
SWC: 249-190 (.567)/23	
Combined: 748-623 (.545)/55	
Conference Titles/Years.....	SEC Overall: 4/1999, 2004, 2021, 2023
SEC Western Division: 9/1999, 2004, 2007, 2011, 2018, 2019, 2021, 2023, 2024	
SWC: 2/1989, 1990	
Conference Tournament Record/Years.....	SEC: 40-47 (.460)/28
SWC: 18-25 (.419)/14	
Combined: 58-72 (.446)/42	
Conference Tournament Titles/Years.....	SEC: 1/2021
SWC: 1/1985	
NCAA Postseason Appearances.....	35
(1973, 79-80, 83, 85-90, 95-96, 98-99, 2002-15, 2017-19, 2021-24)	
NCAA Postseason Record.....	103-79 (.566)
College World Series Appearances.....	11
(1979, 1985, 1987, 1989, 2004, 2009, 2012, 2015, 2018, 2019, 2022)	
College World Series Record.....	18-22 (.450)
NCAA Super Regional Appearances.....	10
(2002, 2004, 2009, 2010, 2012, 2015, 2018, 2019, 2021, 2022)	
NCAA Super Regional Record.....	16-10 (.615)
NCAA Regional Appearances.....	34
NCAA Regional Record.....	69-47 (.595)
Overall NCAA Regional Hosts.....	11 (1999, 2004, 2006-07, 2010, 2017-19, 2021, 2023-24)
Best NCAA Finish.....	1979 and 2018 National Runner-Up

## TEAM INFORMATION

2024 Overall Record.....	44-16
Home.....	34-5
Away.....	7-8
Neutral.....	3-3
SEC Record.....	20-10
SEC Finish.....	1st West
SEC Tournament.....	T-7th
Postseason.....	NCAA Regional
Lettermen Returning/Lost.....	15/17
Position Starters (including DH) Returning/Lost.....	3/6
Pitchers Returning/Lost.....	10/6
Newcomers/Redshirts.....	26/1

## TOP RETURNING POSITION PLAYERS

Wehiwa Aloy.....	INF	Jr.	.270/.355/.485, 45 R, 9 2B, 14 HR, 56 RBI, 7 SB
Kendall Diggs.....	OF	Sr.	.229/.346/.395, 35 R, 11 2B, 1 3B, 7 HR, 34 RBI, 4 SB
Ryder Helfrick.....	C	So.	.179/.320/.321, 18 R, 3 2B, 3 HR, 8 RBI, 1 SB
Nolan Souza.....	INF	So.	.255/.366/.509, 21 R, 7 2B, 7 HR, 28 RBI, 3 SB

## TOP RETURNING PITCHERS

Colin Fisher.....	LHP	So.	6-1, 2.67 ERA, 27.0 IP, 27 SO, 1.30 WHIP
Christian Foutch.....	RHP	Jr.	1-0, 0.81 ERA, 22.1 IP, 20 SO, 1 SV, 1.43 WHIP
Gabe Gaekle.....	RHP	So.	3-3, 2.32 ERA, 42.2 IP, 57 SO, 7 SV, 1.10 WHIP
Will McEntire.....	RHP	R-Sr.	5-0, 4.83 ERA, 54.0 IP, 65 SO, 4 SV, 1.37 WHIP
Gage Wood.....	RHP	Jr.	3-2, 4.46 ERA, 40.1 IP, 56 SO, 2 SV, 1.36 WHIP

## TOP NEWCOMERS

Kuhio Aloy.....	INF/OF	So.	Wailuku, Hawai'i (BYU)
Landon Beidelschies.....	LHP	Jr.	Canfield, Ohio (Ohio State)
Brenton Clark.....	OF	Fr.	Texarkana, Texas (Pleasant Grove HS)
Charles Davalan.....	OF	Jr.	Montreal, Quebec, Canada (FGCU)
Cole Gibling.....	LHP	Fr.	Blue Springs, Mo. (Blue Springs HS)
Brent Iredale.....	INF	Jr.	Sydney, New South Wales, Australia (New Mexico JC)
Aiden Jimenez.....	RHP	R-So.	Elk Grove, Calif. (Oregon State)
Cam Kozeal.....	INF	So.	Omaha, Neb. (Vanderbilt)
Logan Maxwell.....	OF	Sr.	Lima, Ohio (TCU)
Rocco Peppi.....	INF/OF	R-Sr.	Huntington Beach, Calif. (Fresno State)
Zach Root.....	LHP	Jr.	Fort Myers, Fla. (East Carolina)
Justin Thomas Jr.....	OF	Jr.	Savannah, Ga. (Florida SouthWestern State)
Carson Wiggins.....	RHP	Fr.	Roland, Okla. (Roland HS)



Arkansas right-hander **Gabe Gaekle** enters 2025 as a consensus preseason All-American and as Baseball America's preseason SEC Pitcher of the Year after his historic freshman campaign.

**Baseball America**

Feb. 17

1. Texas A&M
2. LSU
3. Tennessee
4. **Arkansas**
5. Florida State
6. Florida
7. Virginia
8. Clemson
9. Oregon State
10. North Carolina
11. Georgia
12. Texas
13. Vanderbilt
14. NC State
15. Wake Forest
16. Mississippi State
17. Oklahoma State
18. Duke
19. Oregon
20. Dallas Baptist
21. UC Irvine
22. UC Santa Barbara
23. Kentucky
24. TCU
25. Michigan

**D1Baseball**

Feb. 17

1. Texas A&M
2. Virginia
3. LSU
4. Tennessee
5. **Arkansas**
6. North Carolina
7. Oregon State
8. Georgia
9. Florida State
10. Florida
11. Oregon
12. NC State
13. Wake Forest
14. Clemson
15. Vanderbilt
16. Texas
17. Duke
18. Mississippi State
19. Oklahoma State
20. Dallas Baptist
21. UC Santa Barbara
22. TCU
23. Nebraska
24. Troy
25. Cincinnati

**Perfect Game**

Feb. 17

1. Texas A&M
2. LSU
3. Virginia
4. Georgia
5. Tennessee
6. Florida State
7. Texas
8. Clemson
9. Oregon State
10. North Carolina
11. Florida
12. **Arkansas**
13. TCU
14. Oregon
15. Vanderbilt
16. Wake Forest
17. Dallas Baptist
18. Duke
19. Coastal Carolina
20. Oklahoma
21. West Virginia
22. UC Santa Barbara
23. Stanford
24. Arizona
25. Auburn

**USA Today Coaches**

Feb. 17

1. Texas A&M
2. Tennessee
3. LSU
4. Virginia
5. **Arkansas**
6. Florida State
7. Oregon State
8. North Carolina
9. Georgia
10. Florida
11. Clemson
12. Duke
13. Texas
14. Oregon
15. Wake Forest
16. NC State
17. Oklahoma State
18. Vanderbilt
19. Mississippi State
20. Arizona
21. Dallas Baptist
22. UC Santa Barbara
23. TCU
24. Kentucky
25. Oklahoma / Troy

**NCBWA**

Feb. 17

1. Texas A&M
2. Tennessee
3. LSU
4. **Arkansas**
5. Florida State
6. Oregon State
7. North Carolina
8. Clemson
9. Virginia
10. Florida
11. Oregon
12. Georgia
13. NC State
14. Vanderbilt
15. Wake Forest
16. Texas
17. Mississippi State
18. Dallas Baptist
19. Duke
20. UC Santa Barbara
21. TCU
22. Nebraska
23. Southern Miss
24. Troy
25. West Virginia

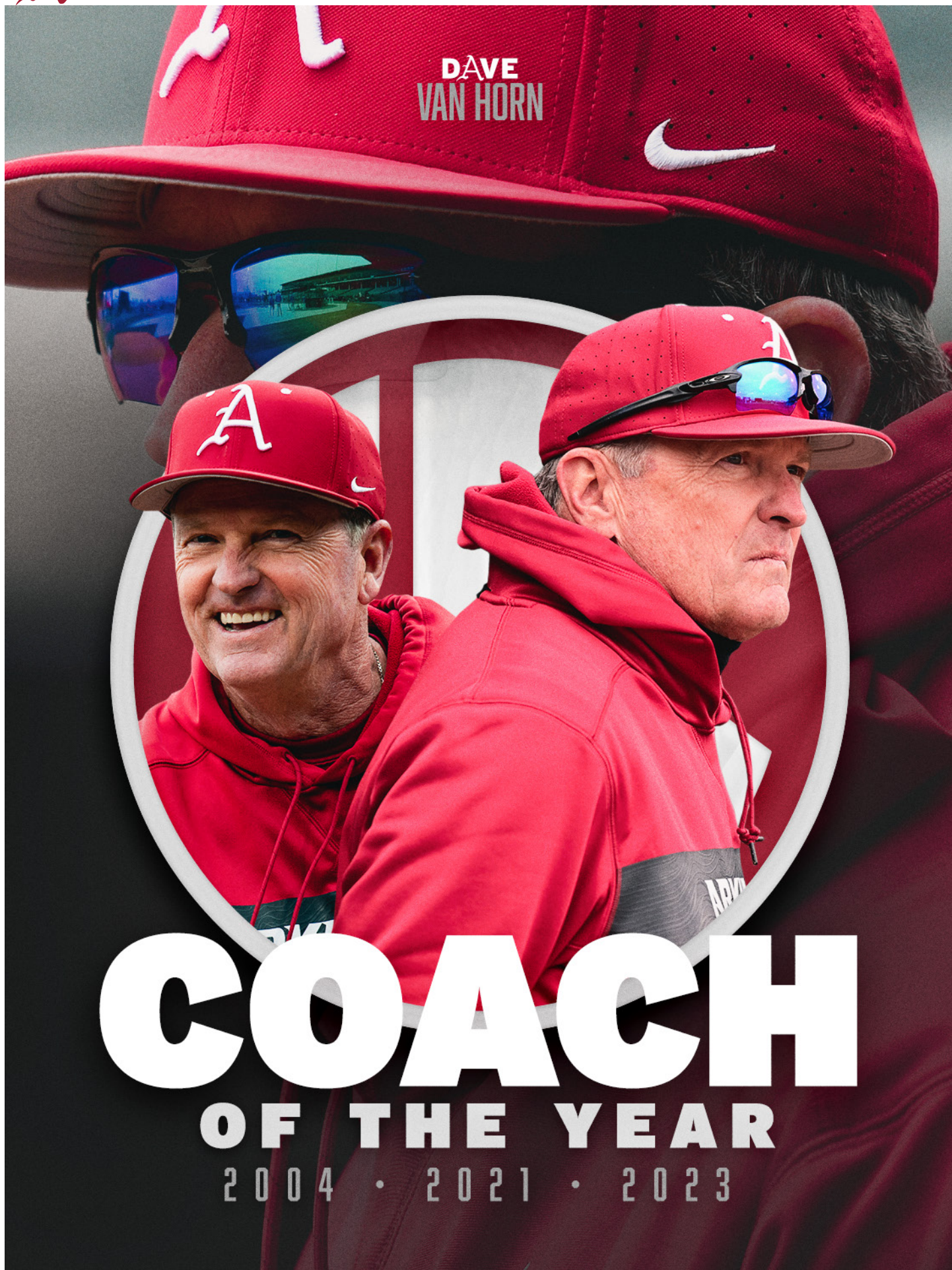
**ARKANSAS IN THE POLLS**

	BA	D1Baseball	Perfect Game	USA Today	NCBWA
Preseason .....	4	5	13	5	5
Feb. 17 .....	4	5	12	5	4
Feb. 24 .....					
Mar. 3 .....					
Mar. 10 .....					
Mar. 17 .....					
Mar. 24 .....					
Mar. 31 .....					
April 7 .....					
April 14 .....					
April 21 .....					
April 28 .....					
May 5 .....					
May 12 .....					
May 19 .....					
May 26 .....					
June 3 .....					
<b>Final</b> .....	--	--	--	--	--

BA - Baseball America  
 D1 - D1Baseball  
 PG - Perfect Game  
 USA Today - USA Today Coaches Poll  
 NCBWA - National Collegiate Baseball Writers Association



||| HEAD COACH DAVE VAN HORN



DAVE  
VAN HORN

# COACH

OF THE YEAR

2004 • 2021 • 2023





### PERSONAL

Born: Sept. 17, 1960  
 Hometown: Kansas City, Mo.  
 Alma Mater: Arkansas (1988)  
 Masters of Science: East Texas State (1992)  
 Wife: Karen  
 Children: Hollan, Mariel  
 Named Head Coach at Arkansas: June 21, 2002

### PLAYING HISTORY

1982-84 Atlanta Braves Organization  
 1982 Arkansas  
 1980-81 McLennan Community College

### MLB DRAFT HISTORY

1982 MLB Draft: 10th Round (Atlanta Braves)  
 1981 MLB Draft: 10th Round (Chicago White Sox)

### COACHING HONORS

2023 SEC Coach of the Year  
 2021 SEC Coach of the Year  
 2004 SEC Coach of the Year  
 2001 Baseball America National Coach of the Year  
 2001 BIG 12 Coach of the Year  
 2001 ABCA Midwest Region Coach of the Year  
 2000 ABCA Midwest Region Coach of the Year  
 1997 Southland Coach of the Year  
 1995 Southland Coach of the Year  
 1994 NCAA Division II Coach of the Year  
 1994 ABCA Central Region Coach of the Year

### HALL OF FAME

2024 University of Arkansas Sports Hall of Honor  
 2019 Arkansas Sports Hall of Fame  
 2013 Winnetonka High School Hall of Fame  
 2012 Ban Johnson League Hall of Fame  
 2001 Central Missouri State Hall of Fame

## VAN HORN'S CAREER NUMBERS

Year	School	Record	Pct.	Conf.	Place	Conf. Tourn.	NCAA
1989	Texarkana CC	39-18	.684	N/A	N/A	N/A	--
1990	Texarkana CC	44-14	.759	N/A	N/A	N/A	--
1991	Texarkana CC	45-12	.789	N/A	N/A	N/A	--
1992	Texarkana CC	48-10	.827	N/A	1st	N/A	--
1993	Texarkana CC	38-18	.678	N/A	N/A	N/A	--
	<b>Total</b>	<b>214-72</b>	<b>.748</b>	--	--	--	--
1994	Central Missouri St.	51-11	.823	15-1	1st (Div.)	1st (4-1)	NCAA DII Champs
	<b>Total</b>	<b>51-11</b>	<b>.823</b>	<b>15-1</b>	--	<b>1 (4-1)</b>	--
1995	Northwestern St.	37-15	.711	19-5	1st	DNP (0-2)	--
1996	Northwestern St.	34-27	.557	14-16	2nd (Div.)	2nd (3-2)	--
1997	Northwestern St.	35-23	.603	19-9	1st	DNP (0-2)	--
	<b>Total</b>	<b>106-65</b>	<b>.620</b>	<b>52-30</b>	--	<b>3 (3-6)</b>	--
1998	Nebraska	24-20	.545	10-13	7th	DNQ	DNQ
1999	Nebraska	42-18	.700	16-9	5th	1st (4-0)	NCAA (1-2)
2000	Nebraska	51-17	.750	21-9	2nd	1st (5-1)	NCAA (4-2)
2001	Nebraska	50-16	.758	20-8	1st	1st (4-0)	CWS (5-2)
2002	Nebraska	47-21	.691	16-11	2nd	2nd (3-1)	CWS (5-3)
	<b>Total</b>	<b>214-92</b>	<b>.699</b>	<b>67-39</b>	--	<b>4 (16-2)</b>	<b>4 (15-9)</b>
2003	Arkansas	35-22	.612	14-16	6th West	T-7th (0-2)	NCAA (1-2)
2004	Arkansas	45-24	.652	19-11	T-1st Overall	4th (2-2)	CWS (6-3)
2005	Arkansas	39-22	.636	13-17	T-5th West	T-7th (0-2)	NCAA (2-2)
2006	Arkansas	39-21	.650	18-12	2nd West	T-7th (0-2)	NCAA (1-2)
2007	Arkansas	43-21	.672	18-12	1st West	2nd (3-1)	NCAA (2-2)
2008	Arkansas	34-24	.586	14-15	4th West	DNQ	NCAA (0-2)
2009	Arkansas	41-24	.631	14-15	4th West	4th (2-2)	CWS (7-2)
2010	Arkansas	43-21	.672	18-12	2nd West	T-7th (0-2)	NCAA (3-3)
2011	Arkansas	40-22	.645	15-15	1st West	T-3rd (2-2)	NCAA (2-2)
2012	Arkansas	46-22	.676	16-14	T-2nd West	T-9th (0-2)	CWS (7-3)
2013	Arkansas	39-22	.639	18-11	2nd West	T-3rd (2-1)	NCAA (2-2)
2014	Arkansas	40-25	.615	16-14	4th West	T-3rd (3-2)	NCAA (2-2)
2015	Arkansas	40-25	.615	17-12	3rd West	T-5th (2-2)	CWS (5-3)
2016	Arkansas	26-29	.473	7-23	7th West	DNQ	DNQ
2017	Arkansas	45-19	.703	18-11	2nd West	2nd (3-2)	NCAA (3-2)
2018	Arkansas	48-21	.696	18-12	T-1st West	T-3rd (2-1)	CWS Runner-Up (9-3)
2019	Arkansas	46-20	.697	20-10	T-1st West	T-5th (1-2)	CWS (5-3)
2020	Arkansas	11-5	.688	0-0	--	--	--
2021	Arkansas	50-13	.794	22-8	1st Overall	1st (4-0)	NCAA (4-3)
2022	Arkansas	46-21	.687	18-12	2nd West	T-7th (0-2)	CWS (8-3)
2023	Arkansas	43-18	.705	20-10	T-1st Overall	T-3rd (2-1)	NCAA (2-2)
2024	Arkansas	44-16	.733	20-10	1st West	T-7th (0-2)	NCAA (1-2)
2025	Arkansas	4-1	.800	0-0	--	--	--
	<b>Total</b>	<b>887-458</b>	<b>.660</b>	<b>353-272</b>	--	<b>19 (28-32)</b>	<b>20 (72-48)</b>
	<b>Career Totals</b>	<b>1,472-698</b>	<b>.679</b>	<b>487-342</b>	--	<b>51-41 (.554)</b>	<b>87-57 (.604)</b>

Dave Van Horn, the three-time SEC Coach of the Year, has elevated Arkansas into one of the nation's premier college baseball programs ever since returning to his alma mater to take over for legendary head baseball coach Norm DeBriyn.

In his 23rd season as head coach in 2025, Van Horn, the second-winningest coach in Arkansas baseball history, has led the Razorbacks to seven College World Series appearances, including a runner-up finish (2018) and four top five finishes (2009, 2012, 2018, 2022), 20 NCAA Tournament berths, three SEC overall titles, eight SEC Western Division championships, one SEC Tournament title and 887 overall wins, including 353 SEC victories.

Van Horn, whose 1,472 career wins are among the most by all active Division I head coaches, is one of only five head coaches in college baseball history with 300 or more SEC wins in their career. Year in and year out, Van Horn, the 23rd coach in NCAA history to win 1,200 games at the Division I level, has produced nationally competitive teams and developed elite-level student-athletes on and off the field, including two Golden Spikes Award and Dick Howser Trophy winners in outfielder Andrew Benintendi (2015) and pitcher Kevin Kopps (2021), as well as countless All-Americans, all-SEC performers and professional baseball players.

Under Van Horn's guidance, the Razorbacks boast 35 All-America honorees, 52 All-SEC selections and 144 Major League Baseball draft picks – and counting.

### HOGS VS. 2025 OPPONENTS UNDER DVH

	W-L	Home	Away	Neutral
Arkansas State	4-0	4-0	0-0	0-0
Charlotte	2-2	1-0	0-1	1-1
Florida	31-24	15-6	10-14	6-4
Georgia	24-20	14-7	9-11	1-2
Grambling	11-0	10-0	0-0	1-0
Kansas State	4-4	3-1	0-2	1-1
Little Rock	5-2	5-2	0-0	0-0
LSU	30-44	17-16	11-19	2-9
Michigan	1-0	0-0	0-0	1-0
Missouri	17-4	10-2	7-2	0-0
Missouri State	21-11	13-8	8-3	0-0
Ole Miss	37-43	17-19	13-17	7-7
Oral Roberts	17-6	11-3	5-3	1-0
Portland	0-0	0-0	0-0	0-0
South Carolina	32-23	14-10	14-10	4-4
Texas	8-5	2-0	2-3	4-2
Texas A&M	23-17	13-5	8-11	2-1
TCU	4-3	2-2	0-0	2-1
Tennessee	30-14	15-5	12-8	3-1
UAPB	6-0	5-0	0-0	6-0
UCA	5-0	3-0	0-0	1-0
ULM	6-1	5-1	0-0	1-0
Vanderbilt	22-26	13-10	8-12	1-4
Washington State	10-1	9-1	0-0	1-0


# A ||| THE ARKANSAS RAZORBACKS



**1**  
**ROCCO PEPPi**  
R-Sr. • 5-10 • 195 • R/R  
INF/OF • Huntington Beach, Calif.




**3**  
**NOLAN SOUZA**  
So. • 6-3 • 215 • L/R  
INF • Honolulu, Hawai'i




**4**  
**JUSTIN THOMAS JR.**  
Jr. • 5-11 • 195 • R/R  
OF • Savannah, Ga.



**5**  
**KENDALL DIGGS**  
Sr. • 6-0 • 210 • L/R  
OF • Olathe, Kan.



**6**  
**GABE FRASER**  
Fr. • 6-2 • 190 • L/R  
INF • Huntington Beach, Calif.



**8**  
**CAM KOZEAL**  
So. • 5-10 • 200 • L/R  
INF • Omaha, Neb.



**9**  
**WEHIWA ALOY**  
Jr. • 6-2 • 200 • R/R  
INF • Wailuku, Hawai'i



**10**  
**BRENT IREDALE**  
Jr. • 6-3 • 200 • R/R  
INF • Sydney, Australia



**12**  
**ELLIOTT PETERSON**  
Jr. • 6-0 • 190 • R/R  
C • Omaha, Neb.



**13**  
**STEELE EAVES**  
Fr. • 6-0 • 210 • R/R  
RHP • Lonoke, Ark.



**14**  
**GAGE WOOD**  
Jr. • 6-0 • 205 • R/R  
RHP • Batesville, Ark.



**16**  
**AIDEN JIMENEZ**  
R-So. • 6-3 • 215 • R/R  
RHP • Elk Grove, Calif.



**17**  
**ZANE BECKER**  
Fr. • 5-11 • 200 • R/R  
C • Flower Mound, Texas



**18**  
**REESE ROBINETT**  
R-So. • 6-3 • 220 • L/R  
INF • Kennett, Mo.



**19**  
**CARSON WILLIS**  
Fr. • 5-11 • 195 • R/R  
C • Rogers, Ark.




**20**  
**GABE GAECKLE**  
So. • 6-0 • 190 • R/R  
RHP • Aptos, Calif.



**21**  
**BRENTON CLARK**  
Fr. • 5-11 • 190 • L/R  
OF • Texarkana, Texas



**22**  
**LOGAN MAXWELL**  
Sr. • 5-10 • 195 • L/L  
OF • Lima, Ohio



**24**  
**CHARLES DAVALAN**  
So. • 5-9 • 190 • L/R  
OF • Montreal, Canada



**25**  
**KUHIU ALOY**  
So. • 6-1 • 205 • R/R  
INF/OF • Wailuku, Hawai'i




**26**  
**TATE MCGUIRE**  
So. • 6-3 • 215 • R/R  
RHP • Liberty, Mo.



**27**  
**RYDER HELFRICK**  
So. • 6-1 • 205 • R/R  
C • Discovery Bay, Calif.



**28**  
**CARSON BOLES**  
Sr. • 5-11 • 190 • R/R  
OF • Lebanon, Tenn.



**29**  
**COLE GIBLER**  
Fr. • 6-2 • 205 • L/L  
LHP • Blue Springs, Mo.



**31**  
**DYLAN CARTER**  
R-Sr. • 6-2 • 220 • R/R  
RHP • Bentonville, Ark.




**32**  
**HUNTER DIETZ**  
R-Fr. • 6-6 • 235 • R/L  
LHP • Trinity, Fla.




**33**  
**ZACH ROOT**  
Jr. • 6-2 • 210 • L/L  
LHP • Fort Myers, Fla.




**35**  
**LONDON BEIDELSCHIES**  
Jr. • 6-3 • 230 • L/L  
LHP • Canfield, Ohio



**36**  
**PARKER COIL**  
Jr. • 6-3 • 185 • R/L  
LHP • Edmond, Okla.



**37**  
**LUKE WILLIAMS**  
Fr. • 5-11 • 185 • L/L  
LHP • Owasso, Okla.



**38**  
**COLIN FISHER**  
So. • 6-3 • 225 • L/L  
LHP • Noble, Okla.



**40**  
**BEN BYBEE**  
Jr. • 6-6 • 230 • R/R  
RHP • Overland Park, Kan.




**41**  
**WILL McENTIRE**  
R-Sr. • 6-4 • 235 • L/R  
RHP • Bryant, Ark.



**42**  
**MICHAEL ANDERSON**  
Jr. • 6-3 • 230 • R/R  
INF • Havertown, Pa.



**44**  
**CARSON WIGGINS**  
Fr. • 6-5 • 215 • R/R  
RHP • Roland, Okla.




**45**  
**LANCE DAVIS**  
Fr. • 6-4 • 200 • R/R  
RHP • Jonesboro, Ark.




**46**  
**CHRISTIAN FOUTCH**  
Jr. • 6-3 • 240 • R/R  
RHP • Littleton, Colo.



**48**  
**COOPER DOSSETT**  
Jr. • 6-0 • 200 • R/R  
RHP • Springdale, Ark.



**49**  
**JACKSON FARRELL**  
Fr. • 6-1 • 215 • R/R  
LHP • Jenks, Okla.



**50**  
**TAG ANDREWS**  
Fr. • 6-0 • 190 • R/R  
RHP • Maumelle, Ark.



**52**  
**TYLER HOLLAND**  
Fr. • 6-1 • 190 • R/R  
INF/RHP • Mission Viejo, Calif.




**57**  
**ROSS FELDER**  
Fr. • 6-2 • 185 • R/R  
RHP • Springdale, Ark.



**2**  
**DAVE VAN HORN**  
Head Coach  
23rd Season




**30**  
**NATE THOMPSON**  
Assistant Coach  
8th Season



**47**  
**MATT HOBBS**  
Assistant Coach  
7th Season



**7**  
**BOBBY WERNES**  
Assistant Coach  
5th Season



**15**  
**HUDSON POLK**  
Student Assistant Coach  
1st Season



**Director of Operations**  
18th Season



No.	Player	Pos.	Yr.	Ht.	Wt.	B/T	Hometown / High School / Previous School
1	Rocco Peppi	INF/OF	R-Sr.	5-10	195	R/R	Huntington Beach, Calif. / Marina HS / Long Beach State / Fresno State
3	Nolan Souza	INF	So.	6-3	215	L/R	Honolulu, Hawai'i / Punahou School
4	Justin Thomas Jr.	OF	Jr.	5-11	195	R/R	Savannah, Ga. / Benedictine Military School / Georgia / Florida SouthWestern State
5	Kendall Diggs	OF	Sr.	6-0	210	L/R	Olathe, Kan. / Saint Thomas Aquinas HS
6	Gabe Fraser	INF	Fr.	6-2	190	L/R	Huntington Beach, Calif. / Orange Lutheran HS
8	Cam Kozeal	INF	So.	5-10	200	L/R	Omaha, Neb. / Millard South HS / Vanderbilt
9	Wehiwa Aloy	INF	Jr.	6-2	200	R/R	Wailuku, Hawai'i / H.P. Baldwin HS / Sacramento State
10	Brent Iredale	INF	Jr.	6-3	200	R/R	Sydney, New South Wales, Australia / The Hill Sports HS / New Mexico JC
12	Elliott Peterson	C	Jr.	6-0	190	R/R	Omaha, Neb. / Creighton Prep / Southeast CC
13	Steele Eaves	RHP	Fr.	6-0	210	R/R	Lonoke, Ark. / Lonoke HS
14	Gage Wood	RHP	Jr.	6-0	205	R/R	Batesville, Ark. / Batesville HS
16	Aiden Jimenez	RHP	R-So.	6-3	215	R/R	Elk Grove, Calif. / Elk Grove HS / Oregon State
17	Zane Becker	C	Fr.	5-11	200	R/R	Flower Mound, Texas / Flower Mound HS
18	Reese Robinett	INF	R-So.	6-3	220	L/R	Kennett, Mo. / Kennett HS
19	Carson Willis	C	Fr.	5-11	195	R/R	Rogers, Ark. / P27 Academy
20	Gabe Gaeckle	RHP	So.	6-0	190	R/R	Aptos, Calif. / Aptos HS
21	Brenton Clark	OF	Fr.	5-11	190	L/R	Texarkana, Texas / Pleasant Grove HS
22	Logan Maxwell	OF	Sr.	5-10	195	L/L	Lima, Ohio / Shawnee HS / TCU
24	Charles Davalan	OF	So.	5-9	190	L/R	Montreal, Quebec, Canada / TNXL Academy / FGCU
25	Kuhio Aloy	INF/OF	So.	6-1	205	R/R	Wailuku, Hawai'i / H.P. Baldwin HS / BYU
26	Tate McGuire	RHP	So.	6-3	215	R/R	Liberty, Mo. / Liberty North HS
27	Ryder Helfrick	C	So.	6-1	205	R/R	Discovery Bay, Calif. / Clayton Valley Charter HS
28	Carson Boles	OF	Sr.	5-11	190	R/R	Lebanon, Tenn. / Lebanon HS / Lincoln Memorial
29	Cole Gibler	LHP	Fr.	6-2	205	L/L	Blue Springs, Mo. / Blue Springs HS
31	Dylan Carter	RHP	R-Sr.	6-2	220	R/R	Bentonville, Ark. / Bentonville West HS / Crowder
32	Hunter Dietz	LHP	R-Fr.	6-6	235	R/L	Trinity, Fla. / Calvary Christian HS
33	Zach Root	LHP	Jr.	6-2	210	L/L	Fort Myers, Fla. / Fort Myers HS / East Carolina
35	Landon Beidelschies	LHP	Jr.	6-3	230	L/L	Canfield, Ohio / Canfield HS / Ohio State
36	Parker Coil	LHP	Jr.	6-3	185	R/L	Edmond, Okla. / Edmond Memorial HS
37	Luke Williams	LHP	Fr.	5-11	185	L/L	Owasso, Okla. / Owasso HS
38	Colin Fisher	LHP	So.	6-3	225	L/L	Noble, Okla. / Noble HS
40	Ben Bybee	RHP	Jr.	6-6	230	R/R	Overland Park, Kan. / Blue Valley Southwest HS
41	Will McEntire	RHP	R-Sr.	6-4	235	L/R	Bryant, Ark. / Bryant HS
42	Michael Anderson	INF	Jr.	6-3	230	R/R	Havertown, Pa. / Monsignor Bonner HS / Rhode Island
44	Carson Wiggins	RHP	Fr.	6-5	215	R/R	Roland, Okla. / Roland HS
45	Lance Davis	RHP	Fr.	6-4	200	R/R	Jonesboro, Ark. / Valley View HS
46	Christian Foutch	RHP	Jr.	6-3	240	R/R	Littleton, Colo. / Chatfield Senior HS
48	Cooper Dossett	RHP	Jr.	6-0	200	R/R	Springdale, Ark. / Har-Ber HS
49	Jackson Farrell	LHP	Fr.	6-1	215	L/L	Jenks, Okla. / Owasso HS
50	Tag Andrews	RHP	Fr.	6-0	190	R/R	Maumelle, Ark. / Maumelle HS
52	Tyler Holland	INF/RHP	Fr.	6-1	190	R/R	Mission Viejo, Calif. / Mission Viejo HS
57	Ross Felder	RHP	Fr.	6-2	185	R/R	Springdale, Ark. / Har-Ber HS

**Coaches & Support Staff**

Head Coach:	2 Dave Van Horn, 23rd Season (Arkansas, 1988)
Assistant Coach:	30 Nate Thompson, 8th Season (Dallas Baptist, 2006)
Assistant Coach:	47 Matt Hobbs, 7th Season (Missouri, 2002)
Assistant Coach:	7 Bobby Wernes, 5th Season (Arkansas, 2016)
Student Assistant Coach:	15 Hudson Polk, 1st Season (Arkansas, 2024)
Director of Operations:	Clay Goodwin, 18th Season (Arkansas, 2005)
Director of Strength & Conditioning:	Hunter Bell, 3rd Season (Arkansas-Monticello, 2018)
Director of Pitching Development:	Zach Barr, 8th Season (Arkansas, 2017)
Director of Baseball Analytics:	DJ Baxendale, 6th Season (Arkansas, 2012)
Athletic Trainer:	Corey Wood, 14th Season (East Carolina, 2008)
Equipment Manager:	Mark Taylor, 34th Season (Ouachita Baptist, 1988)
Strength & Conditioning Assistant:	MJ Munoz, 2nd Season (Aurora, 2022)
Strength & Conditioning Intern:	Alden Arrington
Graduate Manager:	John McElroy (Arkansas, 2023), Matthew Schluterman (Arkansas, 2024)
Student Managers:	Anthony Sanchez, Crew Tidwell, Trip Wright
Bullpen Catchers:	Ryan Cleinmark, Hayden Schnitker
Communications Director:	Oliver Grigg, 5th Season (Tulane, 2017)
Academics Director:	Jonathan Burgess, 4th Season (Central Arkansas, 2015)
Sports Nutritionist:	Ben Tarnowski, 2nd Season (North Dakota, 2021)
Sport Administrator:	Kevin Trainor, 15th Season (Arkansas, 1994)
Administrative Assistant:	Kelly Moore, 22nd Season (Arkansas, 2004)

**Pronunciation Guide**

<b>Kuhio Aloy</b> .....	koo-hee-oh ah-loy
<b>Wehiwa Aloy</b> .....	veh-hee-vuh ah-loy
Landon <b>Beidelschies</b> .....	bi-dull-shees
Charles <b>Davalan</b> .....	dah-vuh-lawn
Hunter <b>Dietz</b> .....	deets
Cooper <b>Dossett</b> .....	dah-sit
Gabe <b>Gaeckle</b> .....	gack-uhl
Brent <b>Iredale</b> .....	eye-err-dale
Cam <b>Kozeal</b> .....	koe-zhul
Nolan <b>Souza</b> .....	sue-zuh
Bobby <b>Wernes</b> .....	wer-niss



## THE STARTERS

**#27 RYDER HELFRICK** C SO. **.333/.529/.583**

Has played in five games with four starts at catcher ... Slashing .333/.529/.583 with one double, one triple and three RBI ... As a true freshman in 2024, played in 31 games with 26 starts (15 at catcher, 11 as designated hitter) as a true freshman ... Slashed .179/.320/.321 with three home runs and eight RBI on the year ... Scored 18 runs ... Totaled 15 hits, including three doubles ... Drew 14 walks and was hit by four pitches ... Season-long seven-game hitting streak and 12-game reached base streak ... Defensively, posted a .994 fielding percentage with one error in 167 total chances ... Threw out 5-of-11 base stealers (45.5%) ... In SEC play, slashed .250/.318/.450 with two homers and four RBI in 14 games with 12 starts.

**#1 ROCCO PEPPI** 1B R-SR. **.077/.294/.154**

Has started all five games (four at first base, one in right field) ... Fresno State transfer ... As a redshirt junior at Fresno State in 2024, played in 56 games with 53 starts ... Slashed .327/.392/.602 with a team-leading 14 home runs and 56 RBI ... Scored 43 runs ... Totaled 69 hits, including 16 doubles ... Hit by a team-leading 20 pitches ... Recorded a team-high seven sacrifice flies ... 6-of-9 on stolen base attempts ... Defensively, posted a perfect 1.000 fielding percentage in 61 total chances with four outfield assists ... In conference play, slashed .304/.388/.626 with a team-leading 10 home runs and 29 RBI in 29 games.

**#3 NOLAN SOUZA** 2B SO. **.091/.167/.091**

Has played in three games with three starts (all at second base) ... As a true freshman in 2024, earned Freshman All-SEC honors ... Played in 40 games with 31 starts (17 as designated hitter, eight at second base, six at third base) as a true freshman ... Slashed .255/.366/.509 with seven homers and 28 RBI ... Scored 21 runs on the year ... Totaled 28 hits, including seven doubles ... Drew 18 walks ... 2-for-2 on stolen base attempts ... Recorded seven multi-hit games, including three three-hit games, and nine multi-RBI games ... Had a season-long six-game hitting streak and 11-game reached base streak ... Defensively, posted a perfect 1.000 fielding percentage in 25 total chances.

**#10 BRENT IREDALE** 3B JR. **.444/.522/.889**

Has started all five games at third base ... Slashing a team-leading .444/.522/.889 with two home runs and a team-high nine RBI ... Only one of four Razorbacks since 2003 (Dave Van Horn's first season as head coach) to drive in nine or more runs on Opening Weekend ... Hit two homers against Washington State (Feb. 15) ... Spent two seasons at New Mexico JC (2023-24) ... Native of Sydney, Australia ... First native-born Australian student-athlete in Arkansas baseball history ... As a sophomore at New Mexico JC in 2024, was an NJCAA All-American ... First back-to-back Western Junior College Athletic Conference MVP in the conference's history after slashing a team-leading .441/.576/1.000 with a team-high 25 home runs and 78 RBI in 58 games ... Tallied a team-leading 83 hits, including 22 doubles and four triples.

**#9 WEHIWA ALOY** SS JR. **.353/.522/.706**

Has started all five games at shortstop ... Slashing .353/.522/.706 with two home runs and five RBI ... Homered in the same inning as his younger brother, Kuhio, vs. Kansas State (Feb. 22) in the Amegy Bank College Baseball Series at Globe Life Field in Arlington, Texas ... All-SEC honoree as a sophomore in 2024 ... Started all 60 games at shortstop, the only Razorback to start every game during the campaign ... Slashed .270/.355/.485 with a team-leading 14 home runs and a team-high 56 RBI ... Scored a team-leading 45 runs on the year ... Totaled 64 base hits, including nine doubles ... Recorded 15 multi-hit games and finished tied for the team lead in multi-RBI games with 11 ... Logged a season-long hitting streak of 14 games and a team-leading 31-game reached base streak ... Finished as the team leader in stolen bases (7-for-7) ... In SEC play, slashed .258/.341/.492 with a team-leading eight home runs and a team-leading 21 RBI over 30 games.

**#4 JUSTIN THOMAS JR.** LF JR. **.250/.526/.333**

Has started all five games (four in left field, one in center field) ... Slashing .250/.526/.333 with a team-high seven walks ... Three multi-walk games on the season, including one three-walk game against Washington State (Feb. 17) ... Team leader in stolen bases (2) ... Spent one season at Florida SouthWestern State (2024) ... Began career at Georgia (2023) ... As a sophomore in 2024, slashed .393/.514/.699 with 14 home runs and 49 RBI in 58 games ... Scored a team-leading 86 runs ... Totaled 86 hits, including 21 doubles and two triples ... Drew 44 walks ... 35-of-42 (83.3%) on stolen base attempts.

**#24 CHARLES DAVALAN** CF SO. **.263/.391/.316**

Has started all five games (four in center field, one in left) ... Slashing .263/.391/.316 with five runs scored ... FGCU transfer ... Native of Montreal, Quebec, Canada ... As a true freshman at FGCU in 2024, slashed .288/.413/.514 with 10 home runs and 37 RBI in 56 games ... Scored a team-leading 66 runs on the year ... Totaled 64 hits, including 16 doubles and two triples ... Drew 28 walks and was hit by 20 pitches ... 13-for-18 on stolen base attempts ... Credited with a team-leading five sacrifice hits.

**#5 KENDALL DIGGS** RF SR. **.182/.250/.273**

Has played in three games with three starts (all in right field) ... As a junior in 2024, one of the Hogs' three team captains ... Played in 55 games with 54 starts (53 in right field, one as designated hitter) ... Slashed .229/.346/.395 with seven homers and 34 RBI through an injury-plagued year ... Scored 35 runs ... Totaled 47 hits, including 11 doubles and one triple ... Finished fourth on the Hogs in RBI (34) and fifth in runs scored (35) ... Drew 34 walks, good for third most on the team ... As a sophomore in 2023, earned All-SEC honors at designated hitter/utility after slashing .299/.436/.547 with 12 home runs and a team-high 63 RBI in 58 games ... Finished as the team leader in RBI (63) ... Scored 51 runs, tied for second most on the Hogs ... Racked up the team's second-most hits (60), including 12 doubles and 1 triple.

**#22 LOGAN MAXWELL** DH SR. **.286/.333/.286**

Has played in two games with two starts (both as designated hitter) ... TCU transfer ... As a junior at TCU in 2024, earned All-Big 12 honors ... Started all 46 games played in (23 in left field, 23 as designated hitter) ... Slashed .335/.447/.482 with three home runs and 35 RBI ... Scored 30 runs on the year ... Tallied 57 hits, including a team-leading 12 doubles and two triples ... Drew 30 walks and was hit by six pitches ... 10-for-12 on stolen base attempts ... Racked up 14 multi-hit games and five multi-RBI performances ... Defensively, posted a perfect 1.000 fielding percentage in 33 total chances ... In Big 12 play, slashed .327/.443/.515 with six doubles, two triples, three home runs and 17 RBI.

## THE BENCH

**#6 GABE FRASER** INF FR.

Has played in one game, making collegiate debut as a pinch runner against Washington State (Feb. 15) ... Attended Orange Lutheran High School in Orange, Calif. ... Ranked by Perfect Game as the No. 144 overall prospect and the No. 37 shortstop in the class of 2024 ... No. 19 overall prospect and No. 3 shortstop in California by Perfect Game ... Father, Joe, played for legendary head coach Augie Garrido at Cal State Fullerton and was a member of the national championship-winning 1995 Titans squad, the first No. 1 seed to win the College World Series, before being selected by the Minnesota Twins in the 27th round of the 1995 MLB Draft.

**#8 CAM KOZEAL** INF SO.

Has played in three games with two starts (both at second base) ... Slashing .400/.400/.700 with a team-leading three doubles ... Vanderbilt transfer ... Played in 43 games with 35 starts as a true freshman ... Slashed .284/.349/.439 with five home runs and 28 RBI ... Totaled 42 hits, including eight doubles ... In SEC play, slashed .261/.307/.449 with three home runs and 11 RBI over 19 games (17 starts) ... Prior to Vanderbilt, Attended Millard South High School in Omaha, Neb. ... 2023 Nebraska Gatorade Player of the Year.

**#17 ZANE BECKER** C FR.

Has played in three games with one start at catcher ... Made his first collegiate start against Washington State (Feb. 15), collecting a pair of doubles and driving in a run ... Attended Flower Mound High School in Flower Mound, Texas ... Ranked by Perfect Game as the No. 386 overall prospect and the No. 41 catcher in the class of 2024 ... No. 34 overall prospect and No. 4 catcher in Texas by Perfect Game.

**#18 REESE ROBINETT** INF R-SO.

Has played in two games ... Drew a walk against Washington State (Feb. 17) ... Redshirted in 2024 ... As a true freshman in 2023, played in 14 games with five starts (three at first base, two at third base) ... Slashed .240/.269/.480 (6-for-25) with two homers and seven RBI ... Made his SEC debut as a pinch hitter at #1 LSU (March 24, 2023) and hit a three-run homer.

**#25 KUHIO ALOY** INF/OF SO.

Younger brother of INF Wehiwa Aloy ... Has played in three games with three starts (all as designated hitter) ... Slashing .364/.500/1.273 with a team-leading three home runs and five RBI ... In his Razorback debut against Washington State (Feb. 14), went 2-for-3 with a double, home run and three RBI ... Homered in the same inning as his brother, Wehiwa, vs. Kansas State (Feb. 21) in the Amegy Bank College Baseball Series at Globe Life Field in Arlington, Texas ... BYU transfer ... As a true freshman at BYU in 2024, earned Big 12 All-Freshman honors after slashing .269/.329/.447 with eight homers and a team-leading 38 RBI in 52 games.

**#28 CARSON BOLES** OF SR.

Has played in three games with one start in right field ... 3-for-5 with a double and two RBI this season ... Spent three seasons at Lincoln Memorial (2022-24) ... Named a unanimous first-team Division II All-American as a junior in 2024 after slashing .475/.572/.863 with 15 homers and 68 RBI ... Tallied a team-leading 87 hits, including 24 doubles and one triple ... Third in Division II in batting average (.475) and doubles (24).

**#42 MICHAEL ANDERSON** INF JR.

Has played in one game with one start at first base ... Rhode Island transfer ... As a sophomore in 2024, was a team captain and played in 47 games with 45 starts ... Slashed .252/.411/.574 with 13 home runs, second most on the team, and a team-leading 41 RBI ... In 2023, earned Freshman All-America honors from Collegiate Baseball after starting all 52 games and slashing .316/.396/.555 with 10 homers and 43 RBI.



ON THE MOUND

SATURDAY



#33 LHP ZACH ROOT

JR.

1-0, 1.80 ERA, 5.0 IP, 1 BB, 8 SO

Last Start: Feb. 14, vs. Washington State [DH-2], 5.0 IP, 2 H, 1 R, 1 ER, 1 BB, 8 SO

Made his Razorback debut on the mound in the second game of the Opening Day doubleheader against Washington State (Feb. 14), striking out eight over five innings of one-run ball to earn the win ... ECU transfer ... Made 13 appearances with 12 starts on the mound during his sophomore campaign in 2024 ... Posted a 6-2 record with a 3.56 ERA and 76 strikeouts in 68.1 innings ... Issued only 21 walks all year ... Limited opposing hitters to a .228 batting average ... Logged four quality starts on the year ... Earned a spot on the midseason watch list for the Golden Spikes Award ... One of his best starts came against #15 North Carolina (Feb. 24, 2024), throwing a season-best seven scoreless innings and striking out with seven ... Named the AAC Pitcher of the Week on Feb. 26 as a result of his performance against the Tar Heels ... Turned in another quality start against Cal State Fullerton (March 2, 2024), surrendering just one run over seven innings while striking out a career-high 10 batters against one walk ... As a true freshman in 2023, landed on the AAC All-Freshman Team after appearing in 20 games with 13 starts on the mound ... Went 3-3 record with a 5.33 ERA and 54 strikeouts in 53.2 innings ... Issued only 27 walks all year ... Limited opposing hitters to a .254 batting average.

PITCHER BREAKDOWN


	W-L-S	ERA	IP	H	R	ER	BB	SO
Starters	2-0-0	2.10	25.2	14	6	6	8	31
Relievers	2-1-1	2.20	16.1	17	5	4	1	9

THE HOG PEN

Pitcher	Last App.	IP	H	R	ER	BB	SO	HR	---- Season Totals ----			
									RI/S	RI/S	SV	Ret./1BF (BB)
Ben Bybee	WSU (2/17)	1.0	2	1	1	0	0	0	0/0	0/0	0	0/1 (0)
Dylan Carter	WSU (2/15)	1.2	2	0	0	0	1	0	0/0	0/0	0	0/1 (0)
Parker Coil	KSU (2/21)	1.0	0	0	0	0	0	0	0/0	1/0	0	2/3 (0)
Christian Foutch	WSU (2/14)	2.0	2	1	0	0	0	0	0/0	0/0	0	0/1 (0)
Cole Gibler	WSU (2/17)	1.0	0	0	0	1	1	0	0/0	0/0	0	1/1 (0)
Aiden Jimenez	WSU (2/14)	1.0	2	1	1	0	0	0	0/0	0/0	0	1/1 (0)
Will McEntire	KSU (2/21)	1.0	1	0	0	0	0	0	0/0	0/0	0	1/2 (0)
Tate McGuire	KSU (2/21)	1.1	2	1	1	0	1	0	1/0	1/0	0	2/2 (0)
Carson Wiggins	WSU (2/15)	1.0	1	0	0	0	1	0	0/0	0/0	1	1/1 (0)
<b>TEAM TOTALS</b>									<b>2/0</b>	<b>1</b>		<b>8/13 (0)</b>



**Christian Foutch**, named to the preseason watch list for the NCBWA Stopper of the Year Award, posted a 1-0 record with a 0.81 ERA, 20 strikeouts and one save over 22.1 innings in 2024.



**Will McEntire** made a team-high 30 appearances in 2024, going 5-0, 4.83 ERA and 65 strikeouts in 54.0 innings. He logged four saves, including two of the multi-inning variety.



**Parker Coil** made 16 relief appearances on the mound during his sophomore campaign in 2024, recording a 7.23 ERA with 23 strikeouts over 18.2 innings of work on the year.

**Bullpen Notes:** The Razorbacks are 1-for-1 in save opportunities this season ... **RHP Carson Wiggins** recorded Arkansas' first save of the year against Washington State (Feb. 15), tossing a scoreless inning with one strikeout ... Through five games, Razorback relievers have combined to prevent any inherited runners (0-of-2) from scoring.



## RECORD RUNDOWN

Overall.....	4-0
vs. top-5 teams.....	0-0
vs. top-10 teams.....	0-0
vs. top-25 teams.....	0-0
vs. unranked teams.....	4-1
At home.....	4-0
On the road.....	0-0
At neutral sites.....	0-1
In day games.....	4-0
In night games.....	0-1
In extra innings.....	1-0
In white uniforms.....	1-1
In cardinal uniforms.....	2-0
In cream uniforms.....	0-0
In grey uniforms.....	0-0
In pinstripe uniforms.....	1-0
vs. teams over .500.....	0-0
vs. teams .500 or worse.....	3-1
vs. right-handed starter.....	2-0
vs. left-handed starter.....	2-1
vs. both-handed starter.....	0-0
When starter receives decision.....	2-0
When reliever receives decision.....	2-1
When starter goes 5+ innings.....	4-1
When starter goes less than 5 innings.....	0-0
When scoring first.....	3-0
When scoring in 1st inning.....	1-0
When opponent scores first.....	1-1
When leading after 6 innings.....	3-0
When trailing after 6 innings.....	0-0
When tied after 6 innings.....	1-1
When leading after 7 innings.....	1-0
When trailing after 7 innings.....	0-1
When tied after 7 innings.....	1-0
When leading after 8 innings.....	1-0
When trailing after 8 innings.....	0-1
When tied after 8 innings.....	1-0
In one-run games.....	1-1
In two-run games.....	0-0
In five-run or more games.....	2-0
In run-rule games.....	2-0
Weekend series W-L-T.....	1-0-0
Weekend series sweeps/times swept.....	0/0
When scoring 10+ runs.....	2-0
Shutouts/times shut out.....	0/0
When opponent scores 5 runs or less.....	4-1
When opponent scores 6 runs or more.....	0-0
When collecting 0-3 hits.....	0-0
When collecting 4-6 hits.....	1-0
When collecting 7-9 hits.....	1-1
When collecting 10-12 hits.....	1-0
When collecting 13+ hits.....	1-0
When out-hitting opponent.....	3-0
When out-hit by opponent.....	0-1
When hits are equal.....	1-0
When hitting a home run.....	3-1
When opponent hits a home run.....	1-0
When errorless.....	3-1
When committing one error.....	0-0
When committing 2 errors.....	1-0
When committing 3+ errors.....	0-0
When opponent is errorless.....	2-0
vs. SEC opponents (all games).....	0-0
vs. non-conference opponents (all games).....	4-1
In midweek games.....	0-0
In rubber games.....	0-0
Game 1 of weekend series.....	1-0
Game 2 of weekend series.....	1-0
Game 3 of weekend series.....	1-0
Game 4 of weekend series.....	1-0
In February.....	4-1
In March.....	0-0
In April.....	0-0
In May.....	0-0
In June.....	0-0

## MULTI-HIT GAMES

Name	2	3	4	5+	Total
Brent Iredale	2	1	-	-	3
Wehiwa Aloy	2	-	-	-	2
Zane Becker	1	-	-	-	1
Charles Davalan	1	-	-	-	1
Kuhio Aloy	1	-	-	-	1
Cam Kozeal	1	-	-	-	1
<b>TEAM</b>	<b>8</b>	<b>1</b>	<b>0</b>	<b>0</b>	<b>9</b>

## CAREER MULTI-HIT GAMES

Name	'22	'23	'24	'25	Total
Rocco Peppi	23	17	17	-	57
Wehiwa Aloy	-	30	15	2	47
Michael Anderson	-	18	9	-	28
Kendall Diggs	2	14	12	-	28
Logan Maxwell	3	6	14	-	23
Charles Davalan	-	-	17	1	18
Kuhio Aloy	-	-	12	1	13
Cam Kozeal	-	-	12	1	13
Nolan Souza	-	-	7	-	7
Brent Iredale	-	-	-	3	3
Zane Becker	-	-	-	1	1
Reese Robinett	-	1	-	-	1

## MULTI-RBI GAMES

Name	2	3	4	5+	Total
Brent Iredale	2	-	1	-	3
Charles Davalan	1	1	-	-	2
Wehiwa Aloy	2	-	-	-	2
Carson Boles	1	-	-	-	1
Ryder Helfrick	-	1	-	-	1
Kuhio Aloy	-	1	-	-	1
<b>TEAM</b>	<b>6</b>	<b>3</b>	<b>1</b>	<b>-</b>	<b>10</b>

## HITTING STREAKS

Name	Longest	Current
Brent Iredale	5	5
Charles Davalan	4	-
Wehiwa Aloy	3	3
Justin Thomas Jr.	3	-
Cam Kozeal	3	3
Kuhio Aloy	3	3
Ryder Helfrick	2	2
Kendall Diggs	2	2
Carson Boles	2	2
Logan Maxwell	2	2
Nolan Souza	1	-
Rocco Peppi	1	-
Zane Becker	1	1

## REACHED BASE STREAKS

Name	Longest	Current
Charles Davalan	5	5
Wehiwa Aloy	5	5
Brent Iredale	5	5
Justin Thomas Jr.	4	-
Kuhio Aloy	3	3
Cam Kozeal	3	3
Ryder Helfrick	2	2
Kendall Diggs	2	2
Carson Boles	2	2
Logan Maxwell	2	2
Nolan Souza	2	-
Zane Becker	1	1
Reese Robinett	1	1
Rocco Peppi	1	-

## CAREER HOME RUNS

Name	Solo	2R	3R	GS	Total
Wehiwa Aloy	17	6	4	3	30
Rocco Peppi	13	8	2	2	25
Michael Anderson	13	6	2	2	23
Kendall Diggs	9	4	7	2	22
Kuhio Aloy	6	2	2	1	11
Charles Davalan	7	2	1	-	10
Nolan Souza	4	1	1	1	7
Cam Kozeal	3	1	1	-	5
Logan Maxwell	2	3	-	-	5
Ryder Helfrick	3	-	-	-	3
Brent Iredale	2	-	-	-	2
Reese Robinett	1	-	1	-	2
Justin Thomas Jr.	1	-	-	-	1

## HOME RUN BREAKDOWN

Total.....	7
at Baum-Walker Stadium.....	7
on the Road.....	0
Neutral Site.....	2
vs. RHP.....	3
vs. LHP.....	4
w/ 0 Outs.....	5
w/ 1 Out.....	2
w/ 2 Outs.....	0
Solo.....	5
Two-Run.....	1
Three-Run.....	1
Grand Slam.....	0
Leadoff.....	3
Back-To-Back.....	0
Walk-Off (Run Rule).....	1 (1)
Pinch-Hit.....	0
Before 7th Inning.....	5
7th Inning and Beyond.....	2
Current Streak of Consecutive Games with HR.....	4
Longest Streak of Consecutive Games with HR.....	4
Opponent HR Total.....	1
Last HR Given Up.....	Solo
Current Streak of No HR Allowed.....	4
Longest Stretch without HR Allowed.....	4

## COMEBACKS

*defined as any win when trailing after an inning*

Date / Opponent	Score (Inn.)	Final
-----------------	--------------	-------

## BLOWN LEADS

*defined as any loss when leading after an inning*

Date / Opponent	Score (Inn.)	Final
-----------------	--------------	-------



**TEAM GAME HIGHS**

**Team Batting**

At bats:	33	vs. Kansas State (Feb. 21 in Arlington, Texas)
Runs scored:	14	vs. Washington State (Feb. 14)
Hits:	13	vs. Washington State (Feb. 14)
RBI:	14	vs. Washington State (Feb. 14)
Doubles:	6	vs. Washington State (Feb. 14)
Triples:	1	vs. Washington State (Feb. 14)
Home runs:	3	vs. Washington State (Feb. 15)
Total bases:	24	vs. Washington State (Feb. 14)
Walks:	11	vs. Washington State (Feb. 17)
Strikeouts:	11	vs. Kansas State (Feb. 21 in Arlington, Texas)
Sac flies:	2	vs. Washington State (Feb. 14)
Stolen bases:	3	vs. Washington State (Feb. 14)
Hit by pitch:	3	vs. Washington State (Feb. 14)
Caught stealing:	1	vs. Washington State (Feb. 14)
	1	vs. Washington State (Feb. 15)
	1	vs. Washington State (Feb. 17)
Runners LOB:	11	vs. Washington State (Feb. 17)
Hit into DP:	1	vs. Washington State (Feb. 14)
	1	vs. Washington State (Feb. 14)

**Fielding**

Putouts:	30	vs. Washington State (Feb. 14)
Assists:	14	vs. Kansas State (Feb. 21 in Arlington, Texas)
Errors:	2	vs. Washington State (Feb. 14)
DPs turned:	2	vs. Washington State (Feb. 14)
	2	vs. Washington State (Feb. 14)
	2	vs. Kansas State (Feb. 21 in Arlington, Texas)

**Pitching**

Innings pitched:	10.0	vs. Washington State (Feb. 14)
Runs allowed:	3	vs. Kansas State (Feb. 21 in Arlington, Texas)
Earned runs:	3	vs. Kansas State (Feb. 21 in Arlington, Texas)
Walks allowed:	4	vs. Kansas State (Feb. 21 in Arlington, Texas)
Strikeouts:	10	vs. Washington State (Feb. 14)
	10	vs. Washington State (Feb. 15)
Hits allowed:	8	vs. Kansas State (Feb. 21 in Arlington, Texas)
Doubles allowed:	3	vs. Washington State (Feb. 15)
Homers allowed:	1	vs. Washington State (Feb. 14)
Triples allowed:	1	vs. Washington State (Feb. 15)
Wild pitches:	2	vs. Washington State (Feb. 15)
Hit batters:	1	vs. Washington State (Feb. 14)
	1	vs. Washington State (Feb. 14)

**INDIVIDUAL GAME HIGHS**

**Individual Batting**

At bats:	5	Wehiwa Aloy vs. Washington State (Feb. 14)
	5	Charles Davalan vs. Washington State (Feb. 14)
Runs scored:	3	Justin Thomas Jr. vs. Washington State (Feb. 17)
Hits:	3	Brent Iredale vs. Washington State (Feb. 14)
RBI:	4	Brent Iredale vs. Washington State (Feb. 14)
Doubles:	2	Cam Kozeal vs. Washington State (Feb. 14)
	2	Zane Becker vs. Washington State (Feb. 15)
Triples:	1	Ryder Helfrick vs. Washington State (Feb. 14)
Home runs:	2	Brent Iredale vs. Washington State (Feb. 15)
Total bases:	8	Brent Iredale vs. Washington State (Feb. 15)
Walks:	3	Justin Thomas Jr. vs. Washington State (Feb. 17)
Strikeouts:	3	Nolan Souza vs. Washington State (Feb. 15)
	3	Nolan Souza vs. Kansas State (Feb. 21 in Arlington, Texas)
	3	Justin Thomas Jr. vs. Kansas State (Feb. 21 in Arlington, Texas)
Sac flies:	1	Logan Maxwell vs. Washington State (Feb. 14)
	1	Brent Iredale vs. Washington State (Feb. 14)
Stolen bases:	1	(5 times)
Hit by pitch:	2	Wehiwa Aloy vs. Washington State (Feb. 14)
Caught stealing:	1	Ryder Helfrick vs. Washington State (Feb. 14)
	1	Kendall Diggs vs. Washington State (Feb. 15)
	1	Justin Thomas Jr. vs. Washington State (Feb. 17)
Runners LOB:	3	(6 times)

**Fielding**

Putouts:	11	Ryder Helfrick vs. Washington State (Feb. 14)
Assists:	5	Wehiwa Aloy vs. Washington State (Feb. 14)
	5	Wehiwa Aloy vs. Kansas State (Feb. 21 in Arlington, Texas)
Errors:	1	Ryder Helfrick vs. Washington State (Feb. 14)
	1	Rocco Peppi vs. Washington State (Feb. 14)

**Pitching**

Innings pitched:	5.2	Gabe Gaeckle vs. Kansas State (Feb. 21 in Arlington, Texas)
Runs allowed:	2	Gage Wood vs. Washington State (Feb. 15)
	2	Gabe Gaeckle vs. Kansas State (Feb. 21 in Arlington, Texas)
Earned runs:	2	Gage Wood vs. Washington State (Feb. 15)
	2	Gabe Gaeckle vs. Kansas State (Feb. 21 in Arlington, Texas)
Walks allowed:	4	vs. Kansas State (Feb. 21 in Arlington, Texas)
Strikeouts:	8	Zach Root vs. Washington State (Feb. 14)
Hits allowed:	5	vs. Kansas State (Feb. 21 in Arlington, Texas)
Doubles allowed:	1	(8 times)
Triples allowed:	1	Gage Wood vs. Washington State (Feb. 15)
Homers allowed:	1	Will McEntire vs. Washington State (Feb. 14)
Wild pitches:	1	(4 pitches)
Hit batters:	1	Gabe Gaeckle vs. Washington State (Feb. 14)
	1	Zach Root vs. Washington State (Feb. 14)



**Zach Root** struck out a season-high eight against Washington State (Feb. 14) in the second game of the Opening Day doubleheader, lifting Arkansas to the Opening Day doubleheader sweep.



THE LAST TIME AN ARKANSAS PLAYER...

Table listing various baseball statistics and the last time an Arkansas player achieved them, including categories like hits in a game, doubles, home runs, RBIs, walks, errors, and strikeouts.





THE LAST TIME AN ARKANSAS TEAM...

Scored 10 runs	.....	at #8 Kentucky, May 3, 2024
Scored 11 runs	.....	vs. UAPB, April 23, 2024
Scored 12 runs	.....	vs. Washington State, Feb. 17, 2025
Scored 13 runs	.....	vs. Arkansas State, April 2, 2024
Scored 14 runs	.....	vs. Washington State, Feb. 14, 2025
Scored 15 runs	.....	vs. James Madison, Feb. 17, 2024
Scored 16 runs	.....	vs. Omaha, March 28, 2023
Scored 17 runs	.....	vs. SEMO (NCAA Regional), May 31, 2024
Scored 18 runs	.....	vs. McNeese, March 10, 2024
Scored 19 runs	.....	vs. Northwestern State, April 23, 2019
Scored 20 runs	.....	at #6 Oklahoma State (NCAA Regional), June 4, 2022
Scored 21 runs	.....	vs. Grambling, Feb. 27, 2024
Scored 22 runs	.....	vs. Louisiana Tech, Feb. 14, 2004
Scored 23 runs	.....	Never
Scored 24 runs	.....	Missouri Southern, Feb. 11, 1998
Scored 25 runs	.....	Missouri Southern, Feb. 4, 2001
Scored 26 runs	.....	vs. UA Pine Bluff, April 14, 2021
Scored 27 runs	.....	Never
Scored 28 runs	.....	vs. Wisconsin-Milwaukee (DH-2), Feb. 18, 2007
Scored 29 runs	.....	Morningside, April 6, 1968
Scored 30 runs	.....	at South Carolina, March 30, 1997
Scored 32 runs	.....	32 vs. Bucknell, Feb. 17, 2018
Scored 33 runs	.....	33 vs. Southwest Baptist, March 21, 1984
Had 10 hits	.....	vs. Washington State, Feb. 17, 2025
Had 11 hits	.....	at #5 Texas A&M, May 17, 2024
Had 12 hits	.....	vs. Florida (DH-2), April 27, 2024
Had 13 hits	.....	vs. Washington State, Feb. 14, 2025
Had 14 hits	.....	vs. San Jose State, April 10, 2024
Had 15 hits	.....	at Ole Miss (DH-1), April 7, 2023
Had 16 hits	.....	vs. SEMO (NCAA Regional), May 31, 2024
Had 17 hits	.....	vs. #16 NC State (NCAA Super Regional), June 11, 2021
Had 18 hits	.....	vs. South Alabama, March 7, 2020
Had 19 hits	.....	vs. UCA, April 5, 2022
Had 20 hits	.....	vs. Grambling, Feb. 27, 2024
Had 21 hits	.....	vs. #2 Stanford (College World Series), June 18, 2022
Had 22 hits	.....	at #6 Vanderbilt, April 14, 2019
Had 23 hits	.....	Centenary, March 31, 1999
Had 24 hits	.....	Georgia, March 17, 2001
Had 25 hits	.....	at Centenary, March 23, 2005
Had 26-29 hits	.....	28 at South Carolina, March 30, 1997
Had 30 hits	.....	vs. Saint Louis, April 7, 2010
Had 31+ hits	.....	32 vs. Southwest Baptist, March 21, 1984
Hit four home runs in a game	.....	4 - Peyton Stovall (1), Wehiwa Aloy (1), Jack Wagner (1), Will Edmunson (1) vs. Little Rock, March 26, 2024
Hit five home runs in a game	.....	5 - Jalen Battles (1), Christian Franklin (1), Cullen Smith (1), Cayden Wallace (1), Braydon Webb (1) vs. NJIT (NCAA Regional), June 4, 2021
Hit six home runs in a game	.....	6 - Ben McLaughlin (2), Hudson White (2), Wehiwa Aloy (1), Kendall Diggs (1) vs. SEMO (NCAA Regional), May 31, 2024
Hit seven home runs in a game	.....	7 - Robert Moore (2), Jalen Battles (1), Chris Lanzilli (1), Brady Slavens (1), Michael Turner (1), Cayden Wallace (1) vs. UCA, April 5, 2022
Hit eight or more home runs in a game	.....	8 - Matt Goodheart (2), Brady Slavens (2), Cullen Smith (2), Charlie Welch (2) vs. UAPB, April 14, 2021
Hit two grand slams in a game	.....	vs. Grambling, Feb. 27, 2024
Hit a grand slam in three consecutive games	.....	vs. UIC, March 12-13, vs. Grambling, March 15, 2022
Had two brothers hit home runs in the same game	.....	Wehiwa Aloy (6th inn.) & Kuhio Aloy (6th inn.) vs. Kansas State, Feb. 21, 2025
3 errors in a game	.....	vs. #2 Kentucky (SEC Tournament), May 23, 2024
4 errors in a game	.....	vs. Michigan, Feb. 25, 2024
5 errors in a game	.....	vs. South Carolina (SEC Tournament), May 23, 2018
6 errors in a game	.....	vs. Eastern Illinois, March 5, 2016
7 errors in a game	.....	vs. LA Tech, March 20, 2001
Shut out an opponent at home	.....	vs. Arkansas State, April 2, 2024
Shut out an opponent on the road	.....	at #23 Auburn, March 21, 2024
Shut out an SEC opponent at home	.....	vs. Missouri, March 16, 2024
Shut out an SEC opponent on the road	.....	at #23 Auburn, March 21, 2024
Shut out by an SEC opponent at home	.....	vs. #24 Vanderbilt, May 15, 2022
Shut out by an SEC opponent on the road	.....	at #5 Texas A&M, May 16, 2024
Threw consecutive seven-inning shutouts	.....	vs. UAPB (15-0, 6-0), April 12, 2022
Threw consecutive nine-inning shutouts	.....	vs. Missouri (8-0, 6-0), March 15-16, 2024
Threw consecutive seven-inning shutouts against an SEC opponent	.....	vs. South Carolina (2-0, 3-0) April 14, 2018
Threw back-to-back nine-inning shutouts against an SEC opponent	.....	vs. Missouri (8-0, 6-0), March 15-16, 2024
Most consecutive shutouts thrown	.....	4, vs. Wisconsin, March 15-16, 1980
Struck out 20 opposing batters	.....	at #5 Texas A&M, May 16, 2024
Struck out 23 opposing batters	.....	vs. #7 Oregon State, Feb. 23, 2024
Struck out 25 opposing batters (program record)	.....	vs. Oklahoma State, Feb. 24, 2024
Struck out 10-plus opposing batters in 10 consecutive games	.....	vs. #7 Oregon State, Oklahoma State, Michigan, Grambling, Murray State, UCA & McNeese), Feb. 23-March 9, 2024
Struck out 20-plus opposing batters in back-to-back games	.....	vs. #7 Oregon State & Oklahoma State, Feb. 23-24, 2024
Had starting pitchers record double-digit strikeouts in three consecutive games	.....	Hagen Smith (12), Brady Tygart (10) & Mason Molina (10) vs. Murray State, March 1-3, 2024
Was shut out	.....	at #5 Texas A&M (1-0), May 16, 2024
Was shut out in back-to-back games	.....	vs. LSU (7-0, 6-0), April 23-24, 2005
Held to 1 hit	.....	vs. Missouri State, May 17, 2016
Held to 2 hits	.....	vs. #24 Vanderbilt, May 15, 2022
Held to 3 hits	.....	vs. Florida, April 26, 2024
Did not strikeout	.....	vs. Eastern Illinois, Feb. 16, 2019
Swept an SEC home weekend series	.....	vs. Ole Miss, April 4-6, 2024
Swept an SEC road weekend series	.....	at Mississippi State, May 5-7, 2023
Was swept in an SEC home weekend series	.....	vs. Alabama, May 13-15, 2016
Was swept in an SEC road weekend series	.....	at Georgia, April 20-22, 2023
Swept a non-conference home weekend series	.....	vs. Washington State, Feb. 14-17, 2025
Swept a non-conference road weekend series	.....	at Northwestern State, Feb. 16-18, 1996
Was swept in a non-conference home weekend series	.....	vs. Long Beach State, Feb. 25-27, 2000
Was swept in a non-conference road weekend series	.....	at UNLV, March 19-21, 1994
Won an SEC home weekend series	.....	vs. Mississippi State, May 10-12, 2024
Won an SEC road weekend series	.....	at #20 South Carolina, April 19-20, 2024
Lost an SEC home weekend series	.....	vs. #24 Vanderbilt, May 13-15, 2022
Lost an SEC road weekend series	.....	at #5 Texas A&M, May 16-18, 2024
Won a non-conference home weekend series	.....	vs. Washington State, Feb. 14-17, 2025
Won a non-conference road weekend series	.....	at Louisiana Tech, March 12-14, 2021
Lost a non-conference home weekend series	.....	vs. South Alabama, Feb. 28-March 1, 2014
Lost a non-conference road weekend series	.....	at Texas A&M, Feb. 27-29, 2004
Lost a midweek game	.....	vs. Lipscomb (North Little Rock, Ark.), May 2, 2023



# ||| HOME RUN CHART

No.	Player	Game	Date	Opponent	Pitcher	On Base	Inning	Outs	Count	Score	Final
1	Kuhio Aloy (1) !	2	Feb. 14	Washington State [DH-2]	RHP Miles Chandler	2	7th	0	3-1	11-2	W, 14-2 (7)
2	Brent Iredale (1) *	3	Feb. 15	Washington State	RHP Luke Meyers	0	4th	0	1-0	1-2	W, 5-2
3	Brent Iredale (2)	3	Feb. 15	Washington State	LHP Jake Tedesco	0	6th	1	1-2	2-2	W, 5-2
4	Wehiwa Aloy (1)	3	Feb. 15	Washington State	LHP Jake Tedesco	1	8th	0	0-0	3-2	W, 5-2
5	Kuhio Aloy (2) *	4	Feb. 17	Washington State	RHP Bryce Chambers	0	4th	0	0-2	0-0	W, 12-2 (7)
6	Wehiwa Aloy (2) *	5	Feb. 21	Kansas State	LHP Jacob Frost	0	6th	0	2-2	0-2	L, 3-2
7	Kuhio Aloy (3)	5	Feb. 21	Kansas State	LHP Jacob Frost	0	6th	1	3-2	1-2	L, 3-2

\* - indicates leadoff home run | ^ - indicates back-to-back home run | ! - indicates walk-off home run | + - indicates pinch-hit home run

# HOME RUN DATA CHART III



No.	Player	Game	Date	Opponent	Pitcher	On Base	Distance	Launch Angle	Exit Velo
1	Kuhio Aloy (1)	2	Feb. 14	Washington State [DH-2]	RHP Miles Chandler	2	386 feet	31.7 degrees	110 mph
2	Brent Iredale (1)	3	Feb. 15	Washington State	RHP Luke Meyers	0	391 feet	25.3 degrees	109 mph
3	Brent Iredale (2)	3	Feb. 15	Washington State	LHP Jake Tedesco	0	401 feet	32.5 degrees	103 mph
4	Wehiwa Aloy (1)	3	Feb. 15	Washington State	LHP Jake Tedesco	1	414 feet	31.4 degrees	105 mph
5	Kuhio Aloy (2)	4	Feb. 17	Washington State	RHP Bryce Chambers	0	340 feet	21.6 degrees	98 mph
6	Wehiwa Aloy (2)	5	Feb. 21	Kansas State	LHP Jacob Frost	0	360 feet	<b>34.9 degrees</b>	102 mph
7	Kuhio Aloy (3)	5	Feb. 21	Kansas State	LHP Jacob Frost	0	<b>435 feet</b>	23.1 degrees	<b>112 mph</b>



# ||| TEAM PITCHING GAME-BY-GAME

## STARTERS GAME-BY-GAME

Opponent	W-L	IP	H	R	ER	BB	K
WSU [DH-1]	--	5.0	1	0	0	1	7
WSU [DH-2]	W	5.0	2	1	1	1	8
WSU	--	5.0	2	2	2	1	7
WSU	W	5.0	4	1	1	1	7
Kansas State	--	5.2	5	2	2	4	2

## BULLPEN GAME-BY-GAME

Opponent	W-L	IP	H	R	ER	BB	K
WSU [DH-1]	W	5.0	5	2	1	0	3
WSU [DH-2]	--	2.0	3	1	1	0	1
WSU	W	4.0	4	0	0	0	3
WSU	--	2.0	2	1	1	1	1
Kansas State	L	3.1	3	1	1	0	1

## STARTING PITCHER GAME-BY-GAME

Date / Opponent	Starting Pitcher
Feb. 14 / WSU [DH-1]	RHP Gabe Gaeckle
Feb. 14 / WSU [DH-2]	LHP Zach Root
Feb. 15 / WSU	RHP Gage Wood
Feb. 17 / WSU	LHP Landon Beidelschies
Feb. 21 / Kansas State	RHP Gabe Gaeckle



**STARTER STATISTICS**

Player	era	w-l	app	gs	cg	sho	sv	ip	h	r	er	bb	so	2b	3b	hr	b/avg	wp	hp	bk	sfa	sha
20 Gabe Gaeckle	1.69	0-0	2	2	0	0/0	0	10.2	6	2	2	5	9	1	0	0	.167	1	1	0	0	1
35 Landon Beidelschie	1.80	1-0	1	1	0	0/0	0	5.0	4	1	1	1	7	1	0	0	.235	0	0	0	0	1
33 Zach Root	1.80	1-0	1	1	0	0/0	0	5.0	2	1	1	1	8	0	0	0	.118	0	1	0	0	0
14 Gage Wood	3.60	0-0	1	1	0	0/0	0	5.0	2	2	2	1	7	1	1	0	.125	1	0	0	1	0
Totals	2.10	2-0	5	5	0	0/0	0	25.2	14	6	6	8	31	3	1	0	.163	2	2	0	1	2
Opponents	4.26	0-1	5	5	0	0/0	0	19.0	18	9	9	8	16	8	0	3	.250	1	2	0	0	0

**TEAM RECORD PER STARTER**

Pitcher (Total Starts)	Record
Landon Beidelschies (1)	1-0
Zach Root (1)	1-0
Gage Wood (1)	1-0
Gabe Gaeckle (2)	1-1

**QUALITY STARTS**

Pitcher (Total Starts)	QS	Record
Landon Beidelschies (1)	0	0-0
Gabe Gaeckle (2)	0	0-0
Zach Root (1)	0	0-0
Gage Wood (1)	0	0-0

**RUN SUPPORT**

Pitcher (Total Starts)	Runs	Per Start
Zach Root (1)	14	14.0
Landon Beidelschies (1)	12	12.0
Gage Wood (1)	5	5.0
Gabe Gaeckle (2)	5	2.5

**RELIEVER STATISTICS**

Player	era	w-l	app	gs	cg	sho	sv	ip	h	r	er	bb	so	2b	3b	hr	b/avg	wp	hp	bk	sfa	sha
36 Parker Coil	0.00	0-0	3	0	0	0/0	0	2.2	2	0	0	0	1	0	0	0	.200	0	0	0	0	0
46 Christian Foutch	0.00	1-0	1	0	0	0/0	0	2.0	2	1	0	0	0	0	0	0	.286	0	0	0	0	1
31 Dylan Carter	0.00	1-0	1	0	0	0/0	0	1.2	2	0	0	0	1	1	0	0	.286	1	0	0	0	0
44 Carson Wiggins	0.00	0-0	1	0	0	0/0	1	1.0	1	0	0	0	1	1	0	0	.250	0	0	0	0	0
29 Cole Gibler	0.00	0-0	1	0	0	0/0	0	1.0	0	0	0	1	1	0	0	0	.000	0	0	0	0	0
41 Will McEntire	2.45	0-0	2	0	0	0/0	0	3.2	3	1	1	0	3	0	0	1	.273	1	0	0	0	1
26 Tate McGuire	3.86	0-1	2	0	0	0/0	0	2.1	3	1	1	0	2	1	0	0	.375	0	0	0	0	0
16 Aiden Jimenez	9.00	0-0	1	0	0	0/0	0	1.0	2	1	1	0	0	1	0	0	.500	0	0	0	0	0
40 Ben Bybee	9.00	0-0	1	0	0	0/0	0	1.0	2	1	1	0	0	1	0	0	.400	0	0	0	0	0
Totals	2.20	2-1	5	0	0	0/0	1	16.1	17	5	4	1	9	5	0	1	.293	2	0	0	0	2
Opponents	11.44	1-3	5	0	0	0/0	0	19.2	27	27	25	22	23	6	1	4	.329	3	5	0	2	0



# ||| GAME-BY-GAME BATTING ORDER

**RECORD:** 4-1 • **HOME:** 4-0 • **AWAY:** 0-0 • **NEUTRAL:** 0-1 • **SEC:** 0-0

<b>Date</b>	<b>Opponent</b>	<b>1</b>	<b>2</b>	<b>3</b>	<b>4</b>	<b>5</b>	<b>6</b>	<b>7</b>	<b>8</b>	<b>9</b>
Feb. 14	Washington State [DH-1]	Davalan	W. Aloy	Maxwell	Iredale	Souza	Peppi	Diggs	Helfrick	Thomas Jr.
Feb. 14	Washington State [DH-2]	Davalan	W. Aloy	Peppi	Iredale	K. Aloy	Helfrick	Anderson	Kozeal	Thomas Jr.
Feb. 15	Washington State	Davalan	W. Aloy	Maxwell	Iredale	Diggs	Peppi	Souza	Becker	Thomas Jr.
Feb. 17	Washington State	Davalan	W. Aloy	Peppi	Iredale	K. Aloy	Helfrick	Boles	Kozeal	Thomas Jr.
Feb. 21	vs. Kansas State	Davalan	W. Aloy	Iredale	K. Aloy	Peppi	Diggs	Helfrick	Souza	Thomas Jr.

# GAME-BY-GAME DEFENSIVE LINEUP |||



**RECORD:** 4-1 • **HOME:** 4-0 • **AWAY:** 0-0 • **NEUTRAL:** 0-1 • **SEC:** 0-0

Date	Opponent	C	1B	2B	3B	SS	LF	CF	RF	DH	P
Feb. 14	Washington State [DH-1]	Helfrick	Peppi	Souza	Iredale	W. Aloy	Thomas Jr.	Davalan	Diggs	Maxwell	Gaeckle
Feb. 14	Washington State [DH-2]	Helfrick	Anderson	Kozeal	Iredale	W. Aloy	Thomas Jr.	Davalan	Peppi	K. Aloy	Root
Feb. 15	Washington State	Becker	Peppi	Souza	Iredale	W. Aloy	Thomas Jr.	Davalan	Diggs	Maxwell	Wood
Feb. 17	Washington State	Helfrick	Peppi	Kozeal	Iredale	W. Aloy	Thomas Jr.	Davalan	Boles	K. Aloy	Beidelschies
Feb. 21	vs. Kansas State	Helfrick	Peppi	Souza	Iredale	W. Aloy	Davalan	Thomas Jr.	Diggs	K. Aloy	Gaeckle



# ||| GAME-BY-GAME HITTING

**RECORD: 4-1 • HOME: 4-0 • AWAY: 0-0 • NEUTRAL: 0-1 • SEC: 0-0**

Date	Opponent	AB	R	H	RBI	2B	3B	HR	BB	IBB	SB	CS	HBP	SAC	SF	GDP	K	PO	A	E	Avg
Feb. 14	Washington State [DH-1]	32	3	6	2	0	0	0	6	1	3	1	0	0	2	1	9	30	9	2	.188
Feb. 14	Washington State [DH-2]	30	14	13	14	6	1	1	8	0	1	0	3	0	0	1	5	21	7	0	.306
Feb. 15	Washington State	31	5	9	5	4	0	3	3	0	0	2	1	0	0	0	8	27	7	0	.301
Feb. 17	Washington State	28	12	10	10	2	0	1	11	0	1	1	2	0	0	0	6	21	13	0	.314
Feb. 21	vs. Kansas State	33	2	7	2	2	0	2	2	0	0	0	1	0	0	0	11	27	14	0	.292
<b>Totals</b>		<b>154</b>	<b>36</b>	<b>45</b>	<b>33</b>	<b>14</b>	<b>1</b>	<b>7</b>	<b>30</b>	<b>1</b>	<b>5</b>	<b>3</b>	<b>7</b>	<b>0</b>	<b>2</b>	<b>2</b>	<b>39</b>	<b>126</b>	<b>50</b>	<b>2</b>	<b>.292</b>





RECORD: 4-1 • HOME: 4-0 • AWAY: 0-0 • NEUTRAL: 0-1 • SEC: 0-0

Date	Opponent	IP	H	R	ER	BB	SO	2B	3B	HR	WP	BK	HBP	DP	IBB	Score	W	L	SV	ERA
Feb. 14	Washington State [DH-1]	10.0	6	2	1	1	10	0	0	1	1	0	1	2	0	3-2	1	0	0	0.90
Feb. 14	Washington State [DH-2]	7.0	5	2	2	1	9	1	0	0	0	0	1	2	0	14-2	2	0	0	1.59
Feb. 15	Washington State	9.0	6	2	2	1	10	3	1	0	2	0	0	0	0	5-2	3	0	1	1.73
Feb. 17	Washington State	7.0	6	2	2	2	8	2	0	0	0	0	0	1	0	12-2	4	0	1	1.91
Feb. 21	vs. Kansas State	9.0	8	3	3	4	3	2	0	0	1	0	0	2	0	2-3	4	1	1	2.14
	<b>Totals</b>	<b>42.0</b>	<b>31</b>	<b>11</b>	<b>10</b>	<b>9</b>	<b>40</b>	<b>8</b>	<b>1</b>	<b>1</b>	<b>4</b>	<b>0</b>	<b>2</b>	<b>7</b>	<b>0</b>	<b>36-11</b>	<b>4</b>	<b>1</b>	<b>1</b>	<b>2.14</b>



**1 ROCCO PEPPI**

**SEASON HIGHS**

Category	High	Opponent (Last)	Date
Hits	1	Washington State [DH-2]	2/14/25
Runs	2	Washington State [DH-2]	2/14/25
Doubles	1	Washington State [DH-2]	2/14/25
Triples	--	--	--
Home Runs	--	--	--
RBI	1	Washington State [DH-2]	2/14/25
Walks	2	--	--
Stolen Bases	--	--	--

**CAREER HIGHS**

Category	High	Opponent (Last)	Date
Hits	4	3x (at Washington State)	4/28/24
Runs	4	3x (at New Mexico)	4/13/24
Doubles	2	2x (at Sacramento State)	3/12/24
Triples	--	--	--
Home Runs	2	2x (San Jose State)	4/20/24
RBI	5	Gonzaga	3/12/22
Walks	2	7x (Washington State [DH-2])	2/14/25
Stolen Bases	1	3x (at Washington State)	4/28/24



**3 NOLAN SOUZA**

**SEASON HIGHS**

Category	High	Opponent (Last)	Date
Hits	1	Washington State [DH-1]	2/14/25
Runs	--	--	--
Doubles	--	--	--
Triples	--	--	--
Home Runs	--	--	--
RBI	--	--	--
Walks	1	Washington State	2/15/25
Stolen Bases	1	Washington State [DH-1]	2/14/25

**CAREER HIGHS**

Category	High	Opponent (Last)	Date
Hits	3	3x (Ole Miss)	4/6/24
Runs	2	4x (Ole Miss)	4/6/24
Doubles	1	7x (vs. UAPB)	4/23/24
Triples	--	--	--
Home Runs	2	Missouri	3/15/24
RBI	5	Ole Miss	4/6/24
Walks	3	San Jose State	4/9/24
Stolen Bases	1	4x (Washington State [DH-1])	2/14/25



**4 JUSTIN THOMAS JR.**

**SEASON HIGHS**

Category	High	Opponent (Last)	Date
Hits	1	3x (Washington State)	2/17/25
Runs	3	Washington State	2/17/25
Doubles	1	Washington State [DH-2]	2/14/25
Triples	--	--	--
Home Runs	--	--	--
RBI	1	Washington State	2/17/25
Walks	3	Washington State	2/17/25
Stolen Bases	1	2x (Washington State [DH-2])	2/14/25

**CAREER HIGHS**

Category	High	Opponent (Last)	Date
Hits	1	6x (Washington State)	2/17/25
Runs	3	Washington State	2/17/25
Doubles	1	2x (Washington State [DH-2])	2/14/25
Triples	--	--	--
Home Runs	1	at Georgia Southern	3/8/23
RBI	2	2x (Kennesaw State)	5/2/23
Walks	3	Washington State	2/17/25
Stolen Bases	1	5x (Washington State [DH-2])	2/14/25



**5 KENDALL DIGGS**

**SEASON HIGHS**

Category	High	Opponent (Last)	Date
Hits	1	2x (vs. Kansas State)	2/21/25
Runs	1	Washington State	2/15/25
Doubles	1	Washington State	2/15/25
Triples	--	--	--
Home Runs	--	--	--
RBI	--	--	--
Walks	1	Washington State	2/15/25
Stolen Bases	--	--	--

**CAREER HIGHS**

Category	High	Opponent (Last)	Date
Hits	3	6x (Ole Miss)	4/6/24
Runs	3	4x (SEMO)	5/31/24
Doubles	2	5x (at #20 South Carolina)	4/20/24
Triples	1	2x (at #23 Auburn)	3/24/23
Home Runs	1	22x (SEMO)	5/31/24
RBI	5	at Mississippi State	5/6/23
Walks	3	2x (James Madison)	2/17/24
Stolen Bases	1	6x (Florida)	4/27/24



**6 GABE FRASER**

**SEASON HIGHS**

Category	High	Opponent (Last)	Date
Hits	--	--	--
Runs	--	--	--
Doubles	--	--	--
Triples	--	--	--
Home Runs	--	--	--
RBI	--	--	--
Walks	--	--	--
Stolen Bases	--	--	--

**CAREER HIGHS**

Category	High	Opponent (Last)	Date
Hits	--	--	--
Runs	--	--	--
Doubles	--	--	--
Triples	--	--	--
Home Runs	--	--	--
RBI	--	--	--
Walks	--	--	--
Stolen Bases	--	--	--



**8 CAM KOZEAL**

**SEASON HIGHS**

Category	High	Opponent (Last)	Date
Hits	2	Washington State [DH-2]	2/14/25
Runs	2	2x (Washington State)	2/17/25
Doubles	2	Washington State [DH-2]	2/14/25
Triples	--	--	--
Home Runs	--	--	--
RBI	--	--	--
Walks	--	--	--
Stolen Bases	--	--	--

**CAREER HIGHS**

Category	High	Opponent (Last)	Date
Hits	4	2x (vs. Texas)	3/3/24
Runs	3	Texas	3/3/24
Doubles	2	Washington State [DH-2]	2/14/25
Triples	--	--	--
Home Runs	1	5x (at Kentucky)	5/16/24
RBI	5	Indiana State	2/27/24
Walks	2	Gonzaga	2/23/24
Stolen Bases	1	LSU	4/6/24




**9 WEHIWA ALOY**

**SEASON HIGHS**

Category	High	Opponent (Last)	Date
Hits	2	Washington State	2/17/25
Runs	2	2x (vs. Kansas State)	2/21/25
Doubles	--	--	--
Triples	--	--	--
Home Runs	1	2x (vs. Kansas State)	2/21/25
RBI	2	2x (Washington State)	2/17/25
Walks	2	Washington State	2/17/25
Stolen Bases	1	Washington State [DH-1]	2/14/25

**CAREER HIGHS**

Category	High	Opponent (Last)	Date
Hits	4	3x (vs. UAPB)	4/23/24
Runs	3	7x (Utah Tech)	5/18/23
Doubles	2	2x (#14 Mississippi State)	5/11/24
Triples	1	5x (Utah Tech)	5/18/23
Home Runs	1	30x (vs. Kansas State)	2/21/25
RBI	5	vs. UAPB	4/23/24
Walks	3	#8 LSU	3/28/24
Stolen Bases	1	10 (Washington State [DH-1])	2/14/25



**10 BRENT IREDALE**

**SEASON HIGHS**

Category	High	Opponent (Last)	Date
Hits	3	Washington State [DH-2]	2/14/25
Runs	2	2x (Washington State)	2/15/25
Doubles	1	2x (vs. Kansas State)	2/21/25
Triples	--	--	--
Home Runs	2	Washington State	2/15/25
RBI	4	Washington State [DH-2]	2/14/25
Walks	1	3x (vs. Kansas State)	2/21/25
Stolen Bases	--	--	--

**CAREER HIGHS**

Category	High	Opponent (Last)	Date
Hits	3	Washington State [DH-2]	2/14/25
Runs	2	2x (Washington State)	2/15/25
Doubles	1	2x (vs. Kansas State)	2/21/25
Triples	--	--	--
Home Runs	2	Washington State	2/15/25
RBI	4	Washington State [DH-2]	2/14/25
Walks	1	3x (vs. Kansas State)	2/21/25
Stolen Bases	--	--	--



**12 ELLIOTT PETERSON**

**SEASON HIGHS**

Category	High	Opponent (Last)	Date
Hits	--	--	--
Runs	--	--	--
Doubles	--	--	--
Triples	--	--	--
Home Runs	--	--	--
RBI	--	--	--
Walks	--	--	--
Stolen Bases	--	--	--

**CAREER HIGHS**

Category	High	Opponent (Last)	Date
Hits	--	--	--
Runs	--	--	--
Doubles	--	--	--
Triples	--	--	--
Home Runs	--	--	--
RBI	--	--	--
Walks	--	--	--
Stolen Bases	--	--	--



**17 ZANE BECKER**

**SEASON HIGHS**

Category	High	Opponent (Last)	Date
Hits	2	Washington State	2/15/25
Runs	1	Washington State [DH-2]	2/14/25
Doubles	2	Washington State	2/15/25
Triples	--	--	--
Home Runs	--	--	--
RBI	1	Washington State	2/15/25
Walks	--	--	--
Stolen Bases	--	--	--

**CAREER HIGHS**

Category	High	Opponent (Last)	Date
Hits	2	Washington State	2/15/25
Runs	1	Washington State [DH-2]	2/14/25
Doubles	2	Washington State	2/15/25
Triples	--	--	--
Home Runs	--	--	--
RBI	1	Washington State	2/15/25
Walks	--	--	--
Stolen Bases	--	--	--



**18 REESE ROBINETT**

**SEASON HIGHS**

Category	High	Opponent (Last)	Date
Hits	--	--	--
Runs	--	--	--
Doubles	--	--	--
Triples	--	--	--
Home Runs	--	--	--
RBI	--	--	--
Walks	1	Washington State	2/17/25
Stolen Bases	--	--	--

**CAREER HIGHS**

Category	High	Opponent (Last)	Date
Hits	2	SEMO	3/21/23
Runs	2	2x (Omaha)	3/28/23
Doubles	--	--	--
Triples	--	--	--
Home Runs	1	2x (at #1 LSU)	3/24/23
RBI	3	at #1 LSU	3/24/23
Walks	1	2x (Washington State)	2/17/25
Stolen Bases	--	--	--



**21 BRENTON CLARK**

**SEASON HIGHS**

Category	High	Opponent (Last)	Date
Hits	--	--	--
Runs	--	--	--
Doubles	--	--	--
Triples	--	--	--
Home Runs	--	--	--
RBI	--	--	--
Walks	--	--	--
Stolen Bases	--	--	--

**CAREER HIGHS**

Category	High	Opponent (Last)	Date
Hits	--	--	--
Runs	--	--	--
Doubles	--	--	--
Triples	--	--	--
Home Runs	--	--	--
RBI	--	--	--
Walks	--	--	--
Stolen Bases	--	--	--



**22 LOGAN MAXWELL**

**SEASON HIGHS**

Category	High	Opponent (Last)	Date
Hits	1	2x (Washington State)	2/15/25
Runs	--	--	--
Doubles	--	--	--
Triples	--	--	--
Home Runs	--	--	--
RBI	1	Washington State [DH-1]	2/14/25
Walks	1	Washington State [DH-1]	2/14/25
Stolen Bases	--	--	--

**CAREER HIGHS**

Category	High	Opponent (Last)	Date
Hits	5	at Baylor	5/4/24
Runs	3	3x (at Baylor)	5/4/24
Doubles	2	5x (Houston)	3/28/24
Triples	1	4x (Texas Tech)	4/13/24
Home Runs	1	West Virginia	5/17/24
RBI	5	UTRGV	5/2/23
Walks	3	2x (Arizona State)	3/2/24
Stolen Bases	2	Army	3/13/22




**24 CHARLES DAVALAN**

**SEASON HIGHS**

Category	High	Opponent (Last)	Date
Hits	2	Washington State [DH-2]	2/14/25
Runs	1	4x (Washington State)	2/17/25
Doubles	1	Washington State	2/15/25
Triples	--	--	--
Home Runs	--	--	--
RBI	3	Washington State [DH-2]	2/14/25
Walks	1	3x (vs. Kansas State)	2/21/25
Stolen Bases	1	Washington State	2/17/25

**CAREER HIGHS**

Category	High	Opponent (Last)	Date
Hits	3	3x (Lipscomb)	4/26/24
Runs	4	2x (FAU)	5/14/24
Doubles	3	Lipscomb	4/26/24
Triples	1	2x (Fairfield)	3/8/24
Home Runs	1	10x (at North Florida)	5/18/24
RBI	4	FAU	5/14/24
Walks	3	at UCF	4/23/24
Stolen Bases	2	Xavier	3/3/24



**25 KUHIO ALOY**

**SEASON HIGHS**

Category	High	Opponent (Last)	Date
Hits	2	Washington State [DH-2]	2/14/25
Runs	2	2x (Washington State)	2/17/25
Doubles	1	Washington State [DH-2]	2/14/25
Triples	--	--	--
Home Runs	1	3x (vs. Kansas State)	2/21/25
RBI	3	Washington State [DH-2]	2/14/25
Walks	2	Washington State	2/17/25
Stolen Bases	--	--	--

**CAREER HIGHS**

Category	High	Opponent (Last)	Date
Hits	3	4x (at Miami)	5/3/24
Runs	2	5x (Washington State)	2/17/25
Doubles	2	at UNLV	3/5/24
Triples	1	at UC Davis	2/22/24
Home Runs	1	11x (vs. Kansas State)	2/21/25
RBI	4	2x (Baylor)	4/13/24
Walks	2	3x (Washington State)	2/17/25
Stolen Bases	--	--	--



**27 RYDER HELFRICK**

**SEASON HIGHS**

Category	High	Opponent (Last)	Date
Hits	1	4x (vs. Kansas State)	2/21/25
Runs	2	Washington State	2/17/25
Doubles	1	Washington State	2/17/25
Triples	1	Washington State [DH-2]	2/14/25
Home Runs	--	--	--
RBI	3	Washington State [DH-2]	2/14/25
Walks	2	2x (Washington State)	2/17/25
Stolen Bases	--	--	--

**CAREER HIGHS**

Category	High	Opponent (Last)	Date
Hits	1	19x (vs. Kansas State)	2/21/25
Runs	3	James Madison	2/17/24
Doubles	1	4x (Washington State)	2/17/25
Triples	1	Washington State [DH-2]	2/14/25
Home Runs	1	3x (Florida)	4/26/24
RBI	3	Washington State [DH-2]	2/14/25
Walks	2	3x (Washington State)	2/17/25
Stolen Bases	1	#14 Mississippi State	5/10/24



**28 CARSON BOLES**

**SEASON HIGHS**

Category	High	Opponent (Last)	Date
Hits	2	Washington State	2/17/25
Runs	2	Washington State	2/17/25
Doubles	1	Washington State	2/17/25
Triples	--	--	--
Home Runs	--	--	--
RBI	2	Washington State	2/17/25
Walks	--	--	--
Stolen Bases	--	--	--

**CAREER HIGHS**

Category	High	Opponent (Last)	Date
Hits	2	Washington State	2/17/25
Runs	2	Washington State	2/17/25
Doubles	1	Washington State	2/17/25
Triples	--	--	--
Home Runs	--	--	--
RBI	2	Washington State	2/17/25
Walks	--	--	--
Stolen Bases	--	--	--



**42 MICHAEL ANDERSON**

**SEASON HIGHS**

Category	High	Opponent (Last)	Date
Hits	--	--	--
Runs	--	--	--
Doubles	--	--	--
Triples	--	--	--
Home Runs	--	--	--
RBI	--	--	--
Walks	--	--	--
Stolen Bases	--	--	--

**CAREER HIGHS**

Category	High	Opponent (Last)	Date
Hits	5	Stonehill	3/20/24
Runs	3	Stonehill	3/20/24
Doubles	2	Stonehill	3/20/24
Triples	1	2x (Stonehill)	3/20/24
Home Runs	2	3x (at Davidson)	5/3/24
RBI	12	Stonehill	3/20/24
Walks	3	at George Washington	4/19/24
Stolen Bases	1	at Stonehill	4/24/24



**52 TYLER HOLLAND**

**SEASON HIGHS**

Category	High	Opponent (Last)	Date
Hits	--	--	--
Runs	--	--	--
Doubles	--	--	--
Triples	--	--	--
Home Runs	--	--	--
RBI	--	--	--
Walks	--	--	--
Stolen Bases	--	--	--

**CAREER HIGHS**

Category	High	Opponent (Last)	Date
Hits	--	--	--
Runs	--	--	--
Doubles	--	--	--
Triples	--	--	--
Home Runs	--	--	--
RBI	--	--	--
Walks	--	--	--
Stolen Bases	--	--	--



### 13 STEELE EAVES

#### SEASON HIGHS

Category	High	Opponent (Last)	Date
Innings	--	--	--
Longest Start	--	--	--
Shortest Start	--	--	--
Longest Relief	--	--	--
Hits	--	--	--
Runs	--	--	--
Earned Runs	--	--	--
Walks	--	--	--
Strikeouts	--	--	--

#### CAREER HIGHS

Category	High	Opponent (Last)	Date
Innings	--	--	--
Longest Start	--	--	--
Shortest Start	--	--	--
Longest Relief	--	--	--
Hits	--	--	--
Runs	--	--	--
Earned Runs	--	--	--
Walks	--	--	--
Strikeouts	--	--	--



### 14 GAGE WOOD

#### SEASON HIGHS

Category	High	Opponent (Last)	Date
Innings	5.0	Washington State	2/15/25
Longest Start	5.0	Washington State	2/15/25
Shortest Start	--	--	--
Longest Relief	--	--	--
Hits	2	Washington State	2/15/25
Runs	2	Washington State	2/15/25
Earned Runs	2	Washington State	2/15/25
Walks	1	Washington State	2/15/25
Strikeouts	7	Washington State	2/15/25

#### CAREER HIGHS

Category	High	Opponent (Last)	Date
Innings	5.0	2x (Washington State)	2/15/25
Longest Start	5.0	2x (Washington State)	2/15/25
Shortest Start	3.0	2x (SEMO)	6/2/24
Longest Relief	4.1	at #8 Kentucky	5/4/24
Hits	7	at #5 Texas A&M	5/17/24
Runs	5	at #12 Vanderbilt	5/19/23
Earned Runs	5	at #12 Vanderbilt	5/19/23
Walks	3	at Mississippi State	5/5/23
Strikeouts	7	Washington State	2/15/25



### 16 AIDEN JIMENEZ

#### SEASON HIGHS

Category	High	Opponent (Last)	Date
Innings	1.0	Washington State [DH-2]	2/14/25
Longest Start	--	--	--
Shortest Start	--	--	--
Longest Relief	1.0	Washington State [DH-2]	2/14/25
Hits	2	Washington State [DH-2]	2/14/25
Runs	1	Washington State [DH-2]	2/14/25
Earned Runs	1	Washington State [DH-2]	2/14/25
Walks	0	Washington State [DH-2]	2/14/25
Strikeouts	0	Washington State [DH-2]	2/14/25

#### CAREER HIGHS

Category	High	Opponent (Last)	Date
Innings	6.0	vs. Sam Houston	6/4/23
Longest Start	2.0	Portland	5/16/23
Shortest Start	2.0	Portland	5/16/23
Longest Relief	6.0	vs. Sam Houston	6/4/23
Hits	6	Arizona State	5/25/23
Runs	5	Portland	5/16/23
Earned Runs	5	Portland	5/16/23
Walks	2	2x (Utah)	5/7/23
Strikeouts	6	vs. Sam Houston	6/4/23



### 20 GABE GAECKLE

#### SEASON HIGHS

Category	High	Opponent (Last)	Date
Innings	5.2	vs. Kansas State	2/21/25
Longest Start	5.2	vs. Kansas State	2/21/25
Shortest Start	5.0	Washington State [DH-1]	2/14/25
Longest Relief	--	--	--
Hits	5	vs. Kansas State	2/21/25
Runs	2	vs. Kansas State	2/21/25
Earned Runs	2	vs. Kansas State	2/21/25
Walks	4	vs. Kansas State	2/21/25
Strikeouts	7	Washington State [DH-1]	2/14/25

#### CAREER HIGHS

Category	High	Opponent (Last)	Date
Innings	5.2	vs. Kansas State	2/21/25
Longest Start	5.2	vs. Kansas State	2/21/25
Shortest Start	5.0	Washington State [DH-1]	2/14/25
Longest Relief	3.0	2x (SEMO)	5/31/24
Hits	5	vs. Kansas State	2/21/25
Runs	3	2x (at #23 Auburn)	3/24/23
Earned Runs	3	2x (at #23 Auburn)	3/24/23
Walks	4	vs. Kansas State	2/21/25
Strikeouts	7	Washington State [DH-1]	2/14/25



## 26 TATE MCGUIRE

### SEASON HIGHS

Category	High	Opponent (Last)	Date
Innings	1.1	vs. Kansas State	2/21/25
Longest Start	--	--	--
Shortest Start	--	--	--
Longest Relief	1.1	vs. Kansas State	2/21/25
Hits	2	vs. Kansas State	2/21/25
Runs	1	vs. Kansas State	2/21/25
Earned Runs	1	vs. Kansas State	2/21/25
Walks	0	2x (vs. Kansas State)	2/21/25
Strikeouts	1	2x (vs. Kansas State)	2/21/25

### CAREER HIGHS

Category	High	Opponent (Last)	Date
Innings	1.1	vs. Kansas State	2/21/25
Longest Start	--	--	--
Shortest Start	--	--	--
Longest Relief	1.1	vs. Kansas State	2/21/25
Hits	3	Grambling	2/27/24
Runs	1	2x (vs. Kansas State)	2/21/25
Earned Runs	1	2x (vs. Kansas State)	2/21/25
Walks	2	James Madison	2/18/24
Strikeouts	3	Grambling	2/27/24



## 29 COLE GIBLER

### SEASON HIGHS

Category	High	Opponent (Last)	Date
Innings	1.0	Washington State	2/17/25
Longest Start	--	--	--
Shortest Start	--	--	--
Longest Relief	1.0	Washington State	2/17/25
Hits	0	Washington State	2/17/25
Runs	0	Washington State	2/17/25
Earned Runs	0	Washington State	2/17/25
Walks	1	Washington State	2/17/25
Strikeouts	1	Washington State	2/17/25

### CAREER HIGHS

Category	High	Opponent (Last)	Date
Innings	1.0	Washington State	2/17/25
Longest Start	--	--	--
Shortest Start	--	--	--
Longest Relief	1.0	Washington State	2/17/25
Hits	0	Washington State	2/17/25
Runs	0	Washington State	2/17/25
Earned Runs	0	Washington State	2/17/25
Walks	1	Washington State	2/17/25
Strikeouts	1	Washington State	2/17/25



## 31 DYLAN CARTER

### SEASON HIGHS

Category	High	Opponent (Last)	Date
Innings	1.2	Washington State	2/15/25
Longest Start	--	--	--
Shortest Start	--	--	--
Longest Relief	1.2	Washington State	2/15/25
Hits	2	Washington State	2/15/25
Runs	0	Washington State	2/15/25
Earned Runs	0	Washington State	2/15/25
Walks	0	Washington State	2/15/25
Strikeouts	1	Washington State	2/15/25

### CAREER HIGHS

Category	High	Opponent (Last)	Date
Innings	4.2	#16 Tennessee	4/16/23
Longest Start	--	--	--
Shortest Start	--	--	--
Longest Relief	3.2	Alabama	4/2/23
Hits	6	#16 Tennessee	4/16/23
Runs	6	at #1 LSU	3/25/23
Earned Runs	5	at #1 LSU	3/25/23
Walks	3	at #1 LSU	3/25/23
Strikeouts	3	4x (#16 Tennessee)	4/16/23



## 32 HUNTER DIETZ

### SEASON HIGHS

Category	High	Opponent (Last)	Date
Innings	--	--	--
Longest Start	--	--	--
Shortest Start	--	--	--
Longest Relief	--	--	--
Hits	--	--	--
Runs	--	--	--
Earned Runs	--	--	--
Walks	--	--	--
Strikeouts	--	--	--

### CAREER HIGHS

Category	High	Opponent (Last)	Date
Innings	0.2	vs. #8 LSU	3/30/24
Longest Start	--	--	--
Shortest Start	--	--	--
Longest Relief	0.2	vs. #8 LSU	3/30/24
Hits	1	vs. #8 LSU	3/30/24
Runs	0	2x (San Jose State)	4/9/24
Earned Runs	0	2x (San Jose State)	4/9/24
Walks	1	2x (San Jose State)	4/9/24
Strikeouts	1	2x (San Jose State)	4/9/24





### 33 ZACH ROOT

#### SEASON HIGHS

Category	High	Opponent (Last)	Date
Innings	5.0	Washington State [DH-2]	2/14/25
Longest Start	5.0	Washington State [DH-2]	2/14/25
Shortest Start	--	--	--
Longest Relief	--	--	--
Hits	2	Washington State [DH-2]	2/14/25
Runs	1	Washington State [DH-2]	2/14/25
Earned Runs	1	Washington State [DH-2]	2/14/25
Walks	1	Washington State [DH-2]	2/14/25
Strikeouts	8	Washington State [DH-2]	2/14/25

#### CAREER HIGHS

Category	High	Opponent (Last)	Date
Innings	7.0	3x (UAB)	3/29/24
Longest Start	7.0	3x (UAB)	3/29/24
Shortest Start	3.0	Rice	5/24/24
Longest Relief	5.0	at Elon	3/28/23
Hits	9	Wichita State	4/20/24
Runs	7	Wichita State	4/20/24
Earned Runs	6	Wichita State	4/20/24
Walks	5	Charlotte	4/13/24
Strikeouts	10	Cal State Fullerton	3/2/24



### 36 PARKER COIL

#### SEASON HIGHS

Category	High	Opponent (Last)	Date
Innings	1.1	Washington State	2/15/25
Longest Start	--	--	--
Shortest Start	--	--	--
Longest Relief	1.1	Washington State	2/15/25
Hits	1	2x (Washington State)	2/15/25
Runs	0	3x (vs. Kansas State)	2/21/25
Earned Runs	0	3x (vs. Kansas State)	2/21/25
Walks	0	3x (vs. Kansas State)	2/21/25
Strikeouts	1	Washington State	2/15/25

#### CAREER HIGHS

Category	High	Opponent (Last)	Date
Innings	3.2	Army	3/7/23
Longest Start	3.2	Army	3/7/23
Shortest Start	2.0	vs. Lipscomb	5/2/23
Longest Relief	3.1	#14 Mississippi State	5/11/24
Hits	6	Army	3/7/23
Runs	4	2x (James Madison)	2/17/24
Earned Runs	4	2x (James Madison)	2/17/24
Walks	3	vs. #15 TCU	2/18/23
Strikeouts	4	UNLV	3/14/23



### 35 LANDON BEIDELSCHIES

#### SEASON HIGHS

Category	High	Opponent (Last)	Date
Innings	5.0	Washington State	2/17/25
Longest Start	5.0	Washington State	2/17/25
Shortest Start	--	--	--
Longest Relief	--	--	--
Hits	4	Washington State	2/17/25
Runs	1	Washington State	2/17/25
Earned Runs	1	Washington State	2/17/25
Walks	1	Washington State	2/17/25
Strikeouts	7	Washington State	2/17/25

#### CAREER HIGHS

Category	High	Opponent (Last)	Date
Innings	7.0	3x (at Rutgers)	5/16/24
Longest Start	7.0	3x (at Rutgers)	5/16/24
Shortest Start	4.0	2x (at Cal Poly)	3/8/24
Longest Relief	2.1	at Indiana	3/26/23
Hits	9	Michigan State	4/26/24
Runs	6	Michigan State	4/26/24
Earned Runs	6	Michigan State	4/26/24
Walks	4	2x (Michigan)	4/19/24
Strikeouts	12	at West Virginia	3/15/24



### 37 LUKE WILLIAMS

#### SEASON HIGHS

Category	High	Opponent (Last)	Date
Innings	--	--	--
Longest Start	--	--	--
Shortest Start	--	--	--
Longest Relief	--	--	--
Hits	--	--	--
Runs	--	--	--
Earned Runs	--	--	--
Walks	--	--	--
Strikeouts	--	--	--

#### CAREER HIGHS

Category	High	Opponent (Last)	Date
Innings	--	--	--
Longest Start	--	--	--
Shortest Start	--	--	--
Longest Relief	--	--	--
Hits	--	--	--
Runs	--	--	--
Earned Runs	--	--	--
Walks	--	--	--
Strikeouts	--	--	--



## 38 COLIN FISHER

### SEASON HIGHS

Category	High	Opponent (Last)	Date
Innings	--	--	--
Longest Start	--	--	--
Shortest Start	--	--	--
Longest Relief	--	--	--
Hits	--	--	--
Runs	--	--	--
Earned Runs	--	--	--
Walks	--	--	--
Strikeouts	--	--	--

### CAREER HIGHS

Category	High	Opponent (Last)	Date
Innings	5.0	James Madison	2/19/24
Longest Start	5.0	James Madison	2/19/24
Shortest Start	1.0	Grambling	2/27/24
Longest Relief	2.2	at #23 Auburn	3/24/23
Hits	6	Texas Tech	4/17/24
Runs	3	Texas Tech	4/17/24
Earned Runs	3	Texas Tech	4/17/24
Walks	3	San Jose State	4/10/24
Strikeouts	6	vs. Oklahoma State	2/24/23



## 40 BEN BYBEE

### SEASON HIGHS

Category	High	Opponent (Last)	Date
Innings	1.0	Washington State	2/17/25
Longest Start	--	--	--
Shortest Start	--	--	--
Longest Relief	1.0	Washington State	2/17/25
Hits	2	Washington State	2/17/25
Runs	1	Washington State	2/17/25
Earned Runs	1	Washington State	2/17/25
Walks	0	Washington State	2/17/25
Strikeouts	0	Washington State	2/17/25

### CAREER HIGHS

Category	High	Opponent (Last)	Date
Innings	5.0	2x (San Jose State)	4/9/24
Longest Start	5.0	2x (San Jose State)	4/9/24
Shortest Start	0.2	Alabama	4/2/23
Longest Relief	3.0	Kansas State	6/1/24
Hits	6	2x (Texas Tech)	4/16/24
Runs	6	Texas Tech	4/16/24
Earned Runs	6	Texas Tech	4/16/24
Walks	4	2x (#14 Mississippi State)	5/11/24
Strikeouts	6	2x (Missouri State)	5/1/24



## 41 WILL McENTIRE

### SEASON HIGHS

Category	High	Opponent (Last)	Date
Innings	2.2	Washington State [DH-1]	2/14/25
Longest Start	--	--	--
Shortest Start	--	--	--
Longest Relief	2.2	Washington State [DH-1]	2/14/25
Hits	2	Washington State [DH-1]	2/14/25
Runs	1	Washington State [DH-1]	2/14/25
Earned Runs	1	Washington State [DH-1]	2/14/25
Walks	0	2x (vs. Kansas State)	2/21/25
Strikeouts	3	Washington State [DH-1]	2/14/25

### CAREER HIGHS

Category	High	Opponent (Last)	Date
Innings	9.0	Louisiana Tech	3/11/23
Longest Start	9.0	Louisiana Tech	3/11/23
Shortest Start	1.1	2x (at #5 Texas A&M)	5/18/24
Longest Relief	6.0	#6 South Carolina	5/13/23
Hits	9	at #1 LSU	3/25/23
Runs	7	at #1 LSU	3/25/23
Earned Runs	7	at #1 LSU	3/25/23
Walks	4	2x (at #6 Oklahoma State)	6/5/22
Strikeouts	9	2x (#6 South Carolina)	5/13/23



## 44 CARSON WIGGINS

### SEASON HIGHS

Category	High	Opponent (Last)	Date
Innings	1.0	Washington State	2/15/25
Longest Start	--	--	--
Shortest Start	--	--	--
Longest Relief	1.0	Washington State	2/15/25
Hits	1	Washington State	2/15/25
Runs	0	Washington State	2/15/25
Earned Runs	0	Washington State	2/15/25
Walks	0	Washington State	2/15/25
Strikeouts	1	Washington State	2/15/25

### CAREER HIGHS

Category	High	Opponent (Last)	Date
Innings	1.0	Washington State	2/15/25
Longest Start	--	--	--
Shortest Start	--	--	--
Longest Relief	1.0	Washington State	2/15/25
Hits	1	Washington State	2/15/25
Runs	0	Washington State	2/15/25
Earned Runs	0	Washington State	2/15/25
Walks	0	Washington State	2/15/25
Strikeouts	1	Washington State	2/15/25




**45 LANCE DAVIS**

**SEASON HIGHS**

Category	High	Opponent (Last)	Date
Innings	--	--	--
Longest Start	--	--	--
Shortest Start	--	--	--
Longest Relief	--	--	--
Hits	--	--	--
Runs	--	--	--
Earned Runs	--	--	--
Walks	--	--	--
Strikeouts	--	--	--

**CAREER HIGHS**

Category	High	Opponent (Last)	Date
Innings	--	--	--
Longest Start	--	--	--
Shortest Start	--	--	--
Longest Relief	--	--	--
Hits	--	--	--
Runs	--	--	--
Earned Runs	--	--	--
Walks	--	--	--
Strikeouts	--	--	--




**46 CHRISTIAN FOUTCH**

**SEASON HIGHS**

Category	High	Opponent (Last)	Date
Innings	2.0	Washington State [DH-1]	2/14/25
Longest Start	--	--	--
Shortest Start	--	--	--
Longest Relief	2.0	Washington State [DH-1]	2/14/25
Hits	2	Washington State [DH-1]	2/14/25
Runs	1	Washington State [DH-1]	2/14/25
Earned Runs	0	Washington State [DH-1]	2/14/25
Walks	0	Washington State [DH-1]	2/14/25
Strikeouts	0	Washington State [DH-1]	2/14/25

**CAREER HIGHS**

Category	High	Opponent (Last)	Date
Innings	2.0	5x (Washington State [DH-1])	2/14/25
Longest Start	--	--	--
Shortest Start	--	--	--
Longest Relief	2.0	5x (Washington State [DH-1])	2/14/25
Hits	6	Little Rock	4/12/23
Runs	4	Little Rock	4/12/23
Earned Runs	4	Little Rock	4/12/23
Walks	2	5x (SEMO)	5/31/24
Strikeouts	3	vs. South Carolina	5/22/24



**49 JACKSON FARRELL**

**SEASON HIGHS**

Category	High	Opponent (Last)	Date
Innings	--	--	--
Longest Start	--	--	--
Shortest Start	--	--	--
Longest Relief	--	--	--
Hits	--	--	--
Runs	--	--	--
Earned Runs	--	--	--
Walks	--	--	--
Strikeouts	--	--	--

**CAREER HIGHS**

Category	High	Opponent (Last)	Date
Innings	--	--	--
Longest Start	--	--	--
Shortest Start	--	--	--
Longest Relief	--	--	--
Hits	--	--	--
Runs	--	--	--
Earned Runs	--	--	--
Walks	--	--	--
Strikeouts	--	--	--



**50 TAG ANDREWS**

**SEASON HIGHS**

Category	High	Opponent (Last)	Date
Innings	--	--	--
Longest Start	--	--	--
Shortest Start	--	--	--
Longest Relief	--	--	--
Hits	--	--	--
Runs	--	--	--
Earned Runs	--	--	--
Walks	--	--	--
Strikeouts	--	--	--

**CAREER HIGHS**

Category	High	Opponent (Last)	Date
Innings	--	--	--
Longest Start	--	--	--
Shortest Start	--	--	--
Longest Relief	--	--	--
Hits	--	--	--
Runs	--	--	--
Earned Runs	--	--	--
Walks	--	--	--
Strikeouts	--	--	--



**57 ROSS FELDER**

**SEASON HIGHS**

Category	High	Opponent (Last)	Date
Innings	--	--	--
Longest Start	--	--	--
Shortest Start	--	--	--
Longest Relief	--	--	--
Hits	--	--	--
Runs	--	--	--
Earned Runs	--	--	--
Walks	--	--	--
Strikeouts	--	--	--

**CAREER HIGHS**

Category	High	Opponent (Last)	Date
Innings	--	--	--
Longest Start	--	--	--
Shortest Start	--	--	--
Longest Relief	--	--	--
Hits	--	--	--
Runs	--	--	--
Earned Runs	--	--	--
Walks	--	--	--
Strikeouts	--	--	--



Record: 4-1 Home: 4-0 Away: 0-0 Neutral: 0-1 SEC: 0-0

Player	avg	gp-gs	ab	r	h	2b	3b	hr	rbi	tb	slg%	bb	hp	so	gdp	ob%	sf	sh	sb-att	po	a	e	fld%	
10 Brent Iredale	.444	5-5	18	4	8	2	0	2	9	16	.889	3	1	2	0	.522	1	0	0-0	3	10	0	1.000	
8 Cam Kozeal	.400	3-2	10	4	4	3	0	0	0	7	.700	0	0	2	0	.400	0	0	0-0	9	6	0	1.000	
25 Kuhio Aloy	.364	3-3	11	5	4	1	0	3	5	14	1.273	3	0	5	0	.500	0	0	0-0	0	0	0	.000	
9 Wehiwa Aloy	.353	5-5	17	4	6	0	0	2	5	12	.706	3	3	4	1	.522	0	0	1-1	6	17	0	1.000	
27 Ryder Helfrick	.333	5-4	12	3	4	1	1	0	3	7	.583	5	0	3	0	.529	0	0	0-1	31	3	1	.971	
24 Charles Davalan	.263	5-5	19	4	5	1	0	0	5	6	.316	3	1	1	0	.391	0	0	1-1	10	0	0	1.000	
4 Justin Thomas Jr.	.250	5-5	12	5	3	1	0	0	1	4	.333	7	0	4	1	.526	0	0	2-3	8	1	0	1.000	
5 Kendall Diggs	.182	3-3	11	1	2	1	0	0	0	3	.273	1	0	5	0	.250	0	0	0-1	6	0	0	1.000	
3 Nolan Souza	.091	3-3	11	0	1	0	0	0	0	1	.091	1	0	8	0	.167	0	0	1-1	5	2	0	1.000	
1 Rocco Peppi	.077	5-5	13	2	1	1	0	0	1	2	.154	2	2	2	0	.294	0	0	0-0	27	2	1	.967	
-----																								
17 Zane Becker	.667	3-1	3	1	2	2	0	0	1	4	1.333	0	0	0	0	.667	0	0	0-0	10	0	0	1.000	
28 Carson Boles	.600	3-1	5	3	3	1	0	0	2	4	.800	0	0	1	0	.600	0	0	0-0	0	0	0	.000	
22 Logan Maxwell	.286	2-2	7	0	2	0	0	0	1	2	.286	1	0	0	0	.333	1	0	0-0	0	0	0	.000	
42 Michael Anderson	.000	1-1	4	0	0	0	0	0	0	0	.000	0	0	1	0	.000	0	0	0-0	3	0	0	1.000	
18 Reese Robinett	.000	2-0	1	0	0	0	0	0	0	0	.000	1	0	1	0	.500	0	0	0-0	4	1	0	1.000	
6 Gabe Fraser	.000	1-0	0	0	0	0	0	0	0	0	.000	0	0	0	0	.000	0	0	0-0	0	0	0	.000	
Totals	.292	5	154	36	45	14	1	7	33	82	.532	30	7	39	2	.425	2	0	5-8	126	50	2	.989	
Opponents	.215	5	144	11	31	8	1	1	10	44	.306	9	2	40	5	.269	1	4	6-8	116	40	5	.969	

LOB - Team (41), Opp (23). DPs turned - Team (7), Opp (2). IBB - Team (1), Maxwell 1. Picked off - Fraser 1.

**(All games Sorted by Earned run avg)**

Player	era	w-l	app	gs	cg	sho	sv	ip	h	r	er	bb	so	2b	3b	hr	b/avg	wp	hp	bk	sfa	sha		
20 Gabe Gaeckle	1.69	0-0	2	2	0	0/0	0	10.2	6	2	2	5	9	1	0	0	.167	1	1	0	0	1		
33 Zach Root	1.80	1-0	1	1	0	0/0	0	5.0	2	1	1	1	8	0	0	0	.118	0	1	0	0	0		
35 Landon Beidelschie	1.80	1-0	1	1	0	0/0	0	5.0	4	1	1	1	7	1	0	0	.235	0	0	0	0	1		
41 Will McEntire	2.45	0-0	2	0	0	0/0	0	3.2	3	1	1	0	3	0	0	1	.273	1	0	0	0	1		
14 Gage Wood	3.60	0-0	1	1	0	0/0	0	5.0	2	2	2	1	7	1	1	0	.125	1	0	0	1	0		
-----																								
36 Parker Coil	0.00	0-0	3	0	0	0/0	0	2.2	2	0	0	0	1	0	0	0	.200	0	0	0	0	0		
46 Christian Foutch	0.00	1-0	1	0	0	0/0	0	2.0	2	1	0	0	0	0	0	0	.286	0	0	0	0	1		
31 Dylan Carter	0.00	1-0	1	0	0	0/0	0	1.2	2	0	0	0	1	1	0	0	.286	1	0	0	0	0		
29 Cole Gibler	0.00	0-0	1	0	0	0/0	0	1.0	0	0	0	1	1	0	0	0	.000	0	0	0	0	0		
44 Carson Wiggins	0.00	0-0	1	0	0	0/0	1	1.0	1	0	0	0	1	1	0	0	.250	0	0	0	0	0		
26 Tate McGuire	3.86	0-1	2	0	0	0/0	0	2.1	3	1	1	0	2	1	0	0	.375	0	0	0	0	0		
16 Aiden Jimenez	9.00	0-0	1	0	0	0/0	0	1.0	2	1	1	0	0	1	0	0	.500	0	0	0	0	0		
40 Ben Bybee	9.00	0-0	1	0	0	0/0	0	1.0	2	1	1	0	0	1	0	0	.400	0	0	0	0	0		
Totals	2.14	4-1	5	5	0	0/0	1	42.0	31	11	10	9	40	8	1	1	.215	4	2	0	1	4		
Opponents	7.91	1-4	5	5	0	0/0	0	38.2	45	36	34	30	39	14	1	7	.292	4	7	0	2	0		

PB - Team (0), Opp (1). Pickoffs - Team (1), McGuire 1, Opp (1). SBA/ATT - Helfrick (6-8), Gaeckle (3-3), Coil (2-2), Beidelschies (1-2), McEntire (0-1).

# A ||| GAMES SUMMARY

Score by innings	1	2	3	4	5	6	7	8	9	EX	Total
Arkansas	2	1	0	12	7	7	3	2	0	2	36
Opponents	0	0	1	4	1	3	1	0	0	1	11

## Record when ...

Overall	4-1	After 6 leading	3-0
Conference	0-0	..... trailing	0-0
Non-Conference	4-1	..... tied	1-1
Home games	4-0	After 7 leading	1-0
Away games	0-0	..... trailing	0-1
Neutral site	0-1	..... tied	1-0
Day games	4-0	After 8 leading	1-0
Night games	0-1	..... trailing	0-1
vs Left starter	2-1	..... tied	1-0
vs Right starter	2-0		
1-Run games	1-1	Hit 0 home runs	1-0
2-Run games	0-0	... 1 home run	2-0
5+Run games	2-0	... 2+ home runs	1-1
Extra innings	1-0		
Shutouts	0-0	Opponent 0 home runs	3-1
		..... 1 home run	1-0
Scoring 0-2 runs	0-1	..... 2+ HRs	0-0
..... 3-5 runs	2-0		
..... 6-9 runs	0-0	Made 0 errors	3-1
..... 10+ runs	2-0	.... 1 error	0-0
		.... 2+ errors	1-0
Opponent 0-2 runs	4-0		
..... 3-5 runs	0-1	Opp. made 0 errors	2-1
..... 6-9 runs	0-0	..... 1 error	0-0
..... 10+ runs	0-0	..... 2+ errors	2-0
Scored in 1st inning	1-0	Out-hit opponent	3-0
Opp. scored in 1st	0-0	Out-hit by opponent	0-1
Scores first	3-0	Hits are tied	1-0
Opp. scores first	1-1		

## Record when team scores:

Runs	0	1	2	3	4	5	6	7	8	9	10+
W-L	0-0	0-0	0-1	1-0	0-0	1-0	0-0	0-0	0-0	0-0	2-0

## Record when opponent scores:

Runs	0	1	2	3	4	5	6	7	8	9	10+
W-L	0-0	0-0	4-0	0-1	0-0	0-0	0-0	0-0	0-0	0-0	0-0

## Record when leading after:

Inn.	1	2	3	4	5	6	7	8
W-L	1-0	2-0	2-0	2-0	2-0	3-0	1-0	1-0

## Record when trailing after:

Inn.	1	2	3	4	5	6	7	8
W-L	0-0	0-0	0-1	0-1	0-1	0-0	0-1	0-1

## Record when tied after:

Inn.	1	2	3	4	5	6	7	8
W-L	3-1	2-1	2-0	2-0	2-0	1-1	1-0	1-0

Current losing streak: 1  
 Longest winning streak: 4  
 Longest losing streak: 1

Home attendance : 27310 ( 3 dates avg = 9103 )  
 Away attendance : 13886 ( 1 dates avg = 13886 )  
 Total attendance: 41196 ( 4 dates avg = 10299 )



<b>Multiple Hit Games</b>	<b>2</b>	<b>3</b>	<b>4</b>	<b>5+</b>	<b>Total</b>
9 Wehiwa Aloy	2	-	-	-	2
10 Brent Iredale	1	1	-	-	2
25 Kuhio Aloy	1	-	-	-	1
28 Carson Boles	1	-	-	-	1
24 Charles Davalan	1	-	-	-	1
8 Cam Kozeal	1	-	-	-	1
17 Zane Becker	1	-	-	-	1
TEAM	8	1	0	0	9

<b>Multiple RBI Games</b>	<b>2</b>	<b>3</b>	<b>4</b>	<b>5+</b>	<b>Total</b>
10 Brent Iredale	2	-	1	-	3
9 Wehiwa Aloy	2	-	-	-	2
24 Charles Davalan	1	1	-	-	2
27 Ryder Helfrick	-	1	-	-	1
25 Kuhio Aloy	-	1	-	-	1
28 Carson Boles	1	-	-	-	1
TEAM	6	3	1	0	10

<b>Hitting Streaks</b>	<b>Longest</b>	<b>Current</b>
10 Brent Iredale	5	5
24 Charles Davalan	4	-
9 Wehiwa Aloy	3	3
4 Justin Thomas Jr.	3	-
8 Cam Kozeal	3	3
25 Kuhio Aloy	3	3
27 Ryder Helfrick	2	2
5 Kendall Diggs	2	2
28 Carson Boles	2	2
22 Logan Maxwell	2	2
3 Nolan Souza	1	-
1 Rocco Peppi	1	-
17 Zane Becker	1	1

<b>Reached Base Streaks</b>	<b>Longest</b>	<b>Current</b>
24 Charles Davalan	5	5
9 Wehiwa Aloy	5	5
10 Brent Iredale	5	5
4 Justin Thomas Jr.	4	-
25 Kuhio Aloy	3	3
8 Cam Kozeal	3	3
27 Ryder Helfrick	2	2
5 Kendall Diggs	2	2
28 Carson Boles	2	2
22 Logan Maxwell	2	2
3 Nolan Souza	2	-
17 Zane Becker	1	1
18 Reese Robinett	1	1
1 Rocco Peppi	1	-

**Starting Lineup By Position  
(Team W-L record when starter)**

<b>PITCHER:</b>		
20 Gabe Gaeckle	2	(1-1)
33 Zach Root	1	(1-0)
14 Gage Wood	1	(1-0)
35 Landon Beidelschi	1	(1-0)
<b>CATCHER:</b>		
27 Ryder Helfrick	4	(3-1)
17 Zane Becker	1	(1-0)
<b>FIRST BASE:</b>		
1 Rocco Peppi	4	(3-1)
42 Michael Anderson	1	(1-0)
<b>SECOND BASE:</b>		
3 Nolan Souza	3	(2-1)
8 Cam Kozeal	2	(2-0)
<b>THIRD BASE:</b>		
10 Brent Iredale	5	(4-1)
<b>SHORTSTOP:</b>		
9 Wehiwa Aloy	5	(4-1)
<b>LEFT FIELD:</b>		
4 Justin Thomas Jr.	4	(4-0)
24 Charles Davalan	1	(0-1)
<b>CENTER FIELD:</b>		
24 Charles Davalan	4	(4-0)
4 Justin Thomas Jr.	1	(0-1)
<b>RIGHT FIELD:</b>		
5 Kendall Diggs	3	(2-1)
1 Rocco Peppi	1	(1-0)
28 Carson Boles	1	(1-0)
<b>DESIGNATED HITTER:</b>		
25 Kuhio Aloy	3	(2-1)
22 Logan Maxwell	2	(2-0)

**Starting Lineup By Lineup Spot  
(Team W-L record when starter)**

<b>LEADOFF:</b>		
24 Charles Davalan	5	(4-1)
<b>2ND SPOT:</b>		
9 Wehiwa Aloy	5	(4-1)
<b>3RD SPOT:</b>		
22 Logan Maxwell	2	(2-0)
1 Rocco Peppi	2	(2-0)
10 Brent Iredale	1	(0-1)
<b>CLEANUP:</b>		
10 Brent Iredale	4	(4-0)
25 Kuhio Aloy	1	(0-1)
<b>5TH SPOT:</b>		
25 Kuhio Aloy	2	(2-0)
1 Rocco Peppi	1	(0-1)
5 Kendall Diggs	1	(1-0)
3 Nolan Souza	1	(1-0)
<b>6TH SPOT:</b>		
1 Rocco Peppi	2	(2-0)
27 Ryder Helfrick	2	(2-0)
5 Kendall Diggs	1	(0-1)
<b>7TH SPOT:</b>		
28 Carson Boles	1	(1-0)
3 Nolan Souza	1	(1-0)
5 Kendall Diggs	1	(1-0)
42 Michael Anderson	1	(1-0)
27 Ryder Helfrick	1	(0-1)
<b>8TH SPOT:</b>		
8 Cam Kozeal	2	(2-0)
27 Ryder Helfrick	1	(1-0)
3 Nolan Souza	1	(0-1)
17 Zane Becker	1	(1-0)
<b>9TH SPOT:</b>		
4 Justin Thomas Jr.	5	(4-1)



## STARTERS SUMMARY

Player	GS	Position											Batting Order								
		p	c	1b	2b	3b	ss	lf	cf	rf	of	dh	1st	2nd	3rd	4th	5th	6th	7th	8th	9th
4 Justin Thomas J	5	.	.	.	.	.	.	4	1	.	.	.	.	.	.	.	.	.	.	.	5
9 Wehiwa Aloy	5	.	.	.	.	.	5	.	.	.	.	.	.	.	.	.	.	.	.	.	.
24 Charles Davala	5	.	.	.	.	.	.	1	4	.	.	.	.	.	5	.	.	.	.	.	.
10 Brent Iredale	5	.	.	.	.	5	.	.	.	.	.	.	.	.	.	1	4	.	.	.	.
1 Rocco Peppi	5	.	.	4	.	.	.	.	.	1	.	.	.	.	.	2	.	1	2	.	.
27 Ryder Helfrick	4	.	4	.	.	.	.	.	.	.	.	.	.	.	.	.	.	2	1	1	.
5 Kendall Diggs	3	.	.	.	.	.	.	.	.	3	.	.	.	.	.	.	1	1	1	.	.
3 Nolan Souza	3	.	.	.	3	.	.	.	.	.	.	.	.	.	.	.	1	.	1	1	.
25 Kuhio Aloy	3	.	.	.	.	.	.	.	.	.	.	.	.	.	.	.	1	2	.	.	.
20 Gabe Gaeckle	2	2	.	.	.	.	.	.	.	.	.	.	.	.	.	.	.	.	.	.	.
22 Logan Maxwell	2	.	.	.	.	.	.	.	.	.	.	.	.	.	.	.	2	.	.	.	.
8 Cam Kozeal	2	.	.	.	2	.	.	.	.	.	.	.	.	.	.	.	.	.	.	.	2
33 Zach Root	1	1	.	.	.	.	.	.	.	.	.	.	.	.	.	.	.	.	.	.	.
28 Carson Boles	1	.	.	.	.	.	.	.	.	1	.	.	.	.	.	.	.	.	1	.	.
17 Zane Becker	1	.	1	.	.	.	.	.	.	.	.	.	.	.	.	.	.	.	.	1	.
42 Michael Anders	1	.	.	1	.	.	.	.	.	.	.	.	.	.	.	.	.	.	1	.	.
14 Gage Wood	1	1	.	.	.	.	.	.	.	.	.	.	.	.	.	.	.	.	.	.	.
35 Landon Beidels	1	1	.	.	.	.	.	.	.	.	.	.	.	.	.	.	.	.	.	.	.



# INDIVIDUAL GAME-BY-GAME

## #42 Michael Anderson - 1 game (All games)

Date	Opponent	Pos	AB	R	H	RBI	2B	3B	HR	BB	SB	CS	HBP	SAC	SF	GDP	K	PO	A	E	Avg
Feb 14	WASHINGTON ST	*1b	4	0	0	0	0	0	0	0	0	0	0	0	0	0	1	3	0	0	.000
Totals		1gs	4	0	0	0	0	0	0	0	0	0	0	0	0	0	1	3	0	0	.000

On base pct. .000 • Slugging pct. .000

## #17 Zane Becker - 3 games (All games)

Date	Opponent	Pos	AB	R	H	RBI	2B	3B	HR	BB	SB	CS	HBP	SAC	SF	GDP	K	PO	A	E	Avg
Feb 14	WASHINGTON ST	pr/c	0	1	0	0	0	0	0	0	0	0	0	0	0	0	0	1	0	0	.000
Feb 15	WASHINGTON ST	*c	3	0	2	1	2	0	0	0	0	0	0	0	0	0	0	8	0	0	.667
Feb 17	WASHINGTON ST	c	0	0	0	0	0	0	0	0	0	0	0	0	0	0	0	1	0	0	.667
Totals		1gs	3	1	2	1	2	0	0	0	0	0	0	0	0	0	0	10	0	0	.667

On base pct. .667 • Slugging pct. 1.333

## #35 Landon Beidelschies - 1 game (All games)

Date	Opponent	Pos	AB	R	H	RBI	2B	3B	HR	BB	SB	CS	HBP	SAC	SF	GDP	K	PO	A	E	Avg
Feb 17	WASHINGTON ST	*p	0	0	0	0	0	0	0	0	0	0	0	0	0	0	0	0	1	0	.000
Totals		1gs	0	0	0	0	0	0	0	0	0	0	0	0	0	0	0	0	1	0	.000

On base pct. .000 • Slugging pct. .000

## #35 Landon Beidelschies - 1 appearance (All games)

Date	Opponent	GS	IP	H	R	ER	BB	SO	2B	3B	HR	WP	BK	HBP	IBB	Score	W-L	Sv	ERA	NP
Feb 17	WASHINGTON ST	*	5.0	4	1	1	1	7	1	0	0	0	0	0	0	12-2	1-0	0	1.80	71
Totals		1	5.0	4	1	1	1	7	1	0	0	0	0	0	0	12-2	1-0	0	1.80	-

## #28 Carson Boles - 3 games (All games)

Date	Opponent	Pos	AB	R	H	RBI	2B	3B	HR	BB	SB	CS	HBP	SAC	SF	GDP	K	PO	A	E	Avg
Feb 14	WASHINGTON ST	of	1	1	1	0	0	0	0	0	0	0	0	0	0	0	0	0	0	0	1.000
Feb 15	WASHINGTON ST	pr	0	0	0	0	0	0	0	0	0	0	0	0	0	0	0	0	0	0	1.000
Feb 17	WASHINGTON ST	*of	4	2	2	2	1	0	0	0	0	0	0	0	0	0	1	0	0	0	.600
Totals		1gs	5	3	3	2	1	0	0	0	0	0	0	0	0	0	1	0	0	0	.600

On base pct. .600 • Slugging pct. .800

## #40 Ben Bybee - 1 game (All games)

Date	Opponent	Pos	AB	R	H	RBI	2B	3B	HR	BB	SB	CS	HBP	SAC	SF	GDP	K	PO	A	E	Avg
Feb 17	WASHINGTON ST	p	0	0	0	0	0	0	0	0	0	0	0	0	0	0	0	1	0	0	.000
Totals		0gs	0	0	0	0	0	0	0	0	0	0	0	0	0	0	0	1	0	0	.000

On base pct. .000 • Slugging pct. .000

## #40 Ben Bybee - 1 appearance (All games)

Date	Opponent	GS	IP	H	R	ER	BB	SO	2B	3B	HR	WP	BK	HBP	IBB	Score	W-L	Sv	ERA	NP
Feb 17	WASHINGTON ST		1.0	2	1	1	0	0	1	0	0	0	0	0	0	12-2	0-0	0	9.00	17
Totals		0	1.0	2	1	1	0	0	1	0	0	0	0	0	0	12-2	0-0	0	9.00	-

## #31 Dylan Carter - 1 game (All games)

Date	Opponent	Pos	AB	R	H	RBI	2B	3B	HR	BB	SB	CS	HBP	SAC	SF	GDP	K	PO	A	E	Avg
Feb 15	WASHINGTON ST	p	0	0	0	0	0	0	0	0	0	0	0	0	0	0	0	0	1	0	.000
Totals		0gs	0	0	0	0	0	0	0	0	0	0	0	0	0	0	0	0	1	0	.000

On base pct. .000 • Slugging pct. .000



#31 Dylan Carter - 1 appearance (All games)

Date	Opponent	GS	IP	H	R	ER	BB	SO	2B	3B	HR	WP	BK	HBP	IBB	Score	W-L	Sv	ERA	NP
Feb 15	WASHINGTON ST		1.2	2	0	0	0	1	1	0	0	1	0	0	0	5-2	1-0	0	0.00	23
<b>Totals</b>		<b>0</b>	<b>1.2</b>	<b>2</b>	<b>0</b>	<b>0</b>	<b>0</b>	<b>1</b>	<b>1</b>	<b>0</b>	<b>0</b>	<b>1</b>	<b>0</b>	<b>0</b>	<b>0</b>	<b>5-2</b>	<b>1-0</b>	<b>0</b>	<b>0.00</b>	<b>-</b>

#36 Parker Coil - 3 appearances (All games)

Date	Opponent	GS	IP	H	R	ER	BB	SO	2B	3B	HR	WP	BK	HBP	IBB	Score	W-L	Sv	ERA	NP
Feb 14	WASHINGTON ST		0.1	1	0	0	0	0	0	0	0	0	0	0	0	3-2	0-0	0	0.00	5
Feb 15	WASHINGTON ST		1.1	1	0	0	0	1	0	0	0	0	0	0	0	5-2	0-0	0	0.00	16
Feb 21	vs Kansas State		1.0	0	0	0	0	0	0	0	0	0	0	0	0	2-3	0-0	0	0.00	12
<b>Totals</b>		<b>0</b>	<b>2.2</b>	<b>2</b>	<b>0</b>	<b>0</b>	<b>0</b>	<b>1</b>	<b>0</b>	<b>0</b>	<b>0</b>	<b>0</b>	<b>0</b>	<b>0</b>	<b>0</b>	<b>10-7</b>	<b>0-0</b>	<b>0</b>	<b>0.00</b>	<b>-</b>

#24 Charles Davalan - 5 games (All games)

Date	Opponent	Pos	AB	R	H	RBI	2B	3B	HR	BB	SB	CS	HBP	SAC	SF	GDP	K	PO	A	E	Avg
Feb 14	WASHINGTON ST	*of	4	1	1	0	0	0	0	1	0	0	0	0	0	0	0	4	0	0	.250
Feb 14	WASHINGTON ST	*of	5	1	2	3	0	0	0	0	0	0	0	0	0	0	1	0	0	0	.333
Feb 15	WASHINGTON ST	*of	4	1	1	0	1	0	0	0	0	0	0	0	0	0	0	3	0	0	.308
Feb 17	WASHINGTON ST	*of	4	1	1	2	0	0	0	1	1	0	0	0	0	0	0	1	0	0	.294
Feb 21	vs Kansas State	*of	2	0	0	0	0	0	0	1	0	0	1	0	0	0	0	2	0	0	.263
<b>Totals</b>		<b>5gs</b>	<b>19</b>	<b>4</b>	<b>5</b>	<b>5</b>	<b>1</b>	<b>0</b>	<b>0</b>	<b>3</b>	<b>1</b>	<b>0</b>	<b>1</b>	<b>0</b>	<b>0</b>	<b>0</b>	<b>1</b>	<b>10</b>	<b>0</b>	<b>0</b>	<b>.263</b>

On base pct. .391 • Slugging pct. .316

#5 Kendall Diggs - 3 games (All games)

Date	Opponent	Pos	AB	R	H	RBI	2B	3B	HR	BB	SB	CS	HBP	SAC	SF	GDP	K	PO	A	E	Avg
Feb 14	WASHINGTON ST	*of	4	0	0	0	0	0	0	0	0	0	0	0	0	0	2	1	0	0	.000
Feb 15	WASHINGTON ST	*of	3	1	1	0	1	0	0	1	0	1	0	0	0	0	1	4	0	0	.143
Feb 21	vs Kansas State	*of	4	0	1	0	0	0	0	0	0	0	0	0	0	0	2	1	0	0	.182
<b>Totals</b>		<b>3gs</b>	<b>11</b>	<b>1</b>	<b>2</b>	<b>0</b>	<b>1</b>	<b>0</b>	<b>0</b>	<b>1</b>	<b>0</b>	<b>1</b>	<b>0</b>	<b>0</b>	<b>0</b>	<b>0</b>	<b>5</b>	<b>6</b>	<b>0</b>	<b>0</b>	<b>.182</b>

On base pct. .250 • Slugging pct. .273

#46 Christian Foutch - 1 game (All games)

Date	Opponent	Pos	AB	R	H	RBI	2B	3B	HR	BB	SB	CS	HBP	SAC	SF	GDP	K	PO	A	E	Avg
Feb 14	WASHINGTON ST	p	0	0	0	0	0	0	0	0	0	0	0	0	0	0	0	0	1	0	.000
<b>Totals</b>		<b>0gs</b>	<b>0</b>	<b>0</b>	<b>0</b>	<b>0</b>	<b>0</b>	<b>0</b>	<b>0</b>	<b>0</b>	<b>0</b>	<b>0</b>	<b>0</b>	<b>0</b>	<b>0</b>	<b>0</b>	<b>0</b>	<b>0</b>	<b>1</b>	<b>0</b>	<b>.000</b>

On base pct. .000 • Slugging pct. .000

#46 Christian Foutch - 1 appearance (All games)

Date	Opponent	GS	IP	H	R	ER	BB	SO	2B	3B	HR	WP	BK	HBP	IBB	Score	W-L	Sv	ERA	NP
Feb 14	WASHINGTON ST		2.0	2	1	0	0	0	0	0	0	0	0	0	0	3-2	1-0	0	0.00	32
<b>Totals</b>		<b>0</b>	<b>2.0</b>	<b>2</b>	<b>1</b>	<b>0</b>	<b>0</b>	<b>0</b>	<b>0</b>	<b>0</b>	<b>0</b>	<b>0</b>	<b>0</b>	<b>0</b>	<b>0</b>	<b>3-2</b>	<b>1-0</b>	<b>0</b>	<b>0.00</b>	<b>-</b>

#6 Gabe Fraser - 1 game (All games)

Date	Opponent	Pos	AB	R	H	RBI	2B	3B	HR	BB	SB	CS	HBP	SAC	SF	GDP	K	PO	A	E	Avg
Feb 15	WASHINGTON ST	pr	0	0	0	0	0	0	0	0	0	0	0	0	0	0	0	0	0	0	.000
<b>Totals</b>		<b>0gs</b>	<b>0</b>	<b>0</b>	<b>0</b>	<b>0</b>	<b>0</b>	<b>0</b>	<b>0</b>	<b>0</b>	<b>0</b>	<b>0</b>	<b>0</b>	<b>0</b>	<b>0</b>	<b>0</b>	<b>0</b>	<b>0</b>	<b>0</b>	<b>0</b>	<b>.000</b>

On base pct. .000 • Slugging pct. .000



# INDIVIDUAL GAME-BY-GAME

## #20 Gabe Gaeckle - 1 game (All games)

Date	Opponent	Pos	AB	R	H	RBI	2B	3B	HR	BB	SB	CS	HBP	SAC	SF	GDP	K	PO	A	E	Avg
Feb 21	vs Kansas State	*p	0	0	0	0	0	0	0	0	0	0	0	0	0	0	0	1	3	0	.000
Totals		1gs	0	0	0	0	0	0	0	0	0	0	0	0	0	0	0	1	3	0	.000

On base pct. .000 • Slugging pct. .000

## #20 Gabe Gaeckle - 2 appearances (All games)

Date	Opponent	GS	IP	H	R	ER	BB	SO	2B	3B	HR	WP	BK	HBP	IBB	Score	W-L	Sv	ERA	NP
Feb 14	WASHINGTON ST	*	5.0	1	0	0	1	7	0	0	0	1	0	1	0	3-2	0-0	0	0.00	78
Feb 21	vs Kansas State	*	5.2	5	2	2	4	2	1	0	0	0	0	0	0	2-3	0-0	0	1.69	99
Totals		2	10.2	6	2	2	5	9	1	0	0	1	0	1	0	5-5	0-0	0	1.69	-

## #29 Cole Gibler - 1 appearance (All games)

Date	Opponent	GS	IP	H	R	ER	BB	SO	2B	3B	HR	WP	BK	HBP	IBB	Score	W-L	Sv	ERA	NP
Feb 17	WASHINGTON ST		1.0	0	0	0	1	1	0	0	0	0	0	0	0	12-2	0-0	0	0.00	12
Totals		0	1.0	0	0	0	1	1	0	0	0	0	0	0	0	12-2	0-0	0	0.00	-

## #27 Ryder Helfrick - 5 games (All games)

Date	Opponent	Pos	AB	R	H	RBI	2B	3B	HR	BB	SB	CS	HBP	SAC	SF	GDP	K	PO	A	E	Avg
Feb 14	WASHINGTON ST	*c	2	1	1	0	0	0	0	2	0	1	0	0	0	0	1	11	1	1	.500
Feb 14	WASHINGTON ST	*c	3	0	1	3	0	1	0	1	0	0	0	0	0	0	1	8	0	0	.400
Feb 15	WASHINGTON ST	c	1	0	0	0	0	0	0	0	0	0	0	0	0	0	0	2	0	0	.333
Feb 17	WASHINGTON ST	*c	2	2	1	0	1	0	0	2	0	0	0	0	0	0	1	6	2	0	.375
Feb 21	vs Kansas State	*c	4	0	1	0	0	0	0	0	0	0	0	0	0	0	0	4	0	0	.333
Totals		4gs	12	3	4	3	1	1	0	5	0	1	0	0	0	0	3	31	3	1	.333

On base pct. .529 • Slugging pct. .583

## #10 Brent Iredale - 5 games (All games)

Date	Opponent	Pos	AB	R	H	RBI	2B	3B	HR	BB	SB	CS	HBP	SAC	SF	GDP	K	PO	A	E	Avg
Feb 14	WASHINGTON ST	*3b	4	0	1	1	0	0	0	0	0	0	0	0	1	0	2	3	1	0	.250
Feb 14	WASHINGTON ST	*3b	4	2	3	4	1	0	0	1	0	0	0	0	0	0	0	0	2	0	.500
Feb 15	WASHINGTON ST	*3b	3	2	2	2	0	0	2	1	0	0	0	0	0	0	0	0	3	0	.545
Feb 17	WASHINGTON ST	*3b	4	0	1	2	0	0	0	0	0	0	1	0	0	0	0	0	3	0	.467
Feb 21	vs Kansas State	*3b	3	0	1	0	1	0	0	1	0	0	0	0	0	0	0	0	1	0	.444
Totals		5gs	18	4	8	9	2	0	2	3	0	0	1	0	1	0	2	3	10	0	.444

On base pct. .522 • Slugging pct. .889

## #16 Aiden Jimenez - 1 appearance (All games)

Date	Opponent	GS	IP	H	R	ER	BB	SO	2B	3B	HR	WP	BK	HBP	IBB	Score	W-L	Sv	ERA	NP
Feb 14	WASHINGTON ST		1.0	2	1	1	0	0	1	0	0	0	0	0	0	14-2	0-0	0	9.00	14
Totals		0	1.0	2	1	1	0	0	1	0	0	0	0	0	0	14-2	0-0	0	9.00	-

## #25 Kuhio Aloy - 3 games (All games)

Date	Opponent	Pos	AB	R	H	RBI	2B	3B	HR	BB	SB	CS	HBP	SAC	SF	GDP	K	PO	A	E	Avg
Feb 14	WASHINGTON ST	*dh	4	2	2	3	1	0	1	1	0	0	0	0	0	0	1	0	0	0	.500
Feb 17	WASHINGTON ST	*dh	3	2	1	1	0	0	1	2	0	0	0	0	0	0	2	0	0	0	.429
Feb 21	vs Kansas State	*dh	4	1	1	1	0	0	1	0	0	0	0	0	0	0	2	0	0	0	.364
Totals		3gs	11	5	4	5	1	0	3	3	0	0	0	0	0	0	5	0	0	0	.364

On base pct. .500 • Slugging pct. 1.273



#8 Cam Kozeal - 3 games (All games)

Date	Opponent	Pos	AB	R	H	RBI	2B	3B	HR	BB	SB	CS	HBP	SAC	SF	GDP	K	PO	A	E	Avg
Feb 14	WASHINGTON ST	*2b	4	2	2	0	2	0	0	0	0	0	0	0	0	0	1	4	2	0	.500
Feb 17	WASHINGTON ST	*2b	4	2	1	0	0	0	0	0	0	0	0	0	0	0	1	2	4	0	.375
Feb 21	vs Kansas State	ph/1	2	0	1	0	1	0	0	0	0	0	0	0	0	0	0	3	0	0	.400
Totals			2gs	10	4	4	0	3	0	0	0	0	0	0	0	0	2	9	6	0	.400

On base pct. .400 • Slugging pct. .700

#22 Logan Maxwell - 2 games (All games)

Date	Opponent	Pos	AB	R	H	RBI	2B	3B	HR	BB	SB	CS	HBP	SAC	SF	GDP	K	PO	A	E	Avg
Feb 14	WASHINGTON ST	*dh	3	0	1	1	0	0	0	1	0	0	0	0	1	0	0	0	0	0	.333
Feb 15	WASHINGTON ST	*dh	4	0	1	0	0	0	0	0	0	0	0	0	0	0	0	0	0	0	.286
Totals			2gs	7	0	2	1	0	0	1	0	0	0	0	1	0	0	0	0	0	.286

On base pct. .333 • Slugging pct. .286

#41 Will McEntire - 1 game (All games)

Date	Opponent	Pos	AB	R	H	RBI	2B	3B	HR	BB	SB	CS	HBP	SAC	SF	GDP	K	PO	A	E	Avg
Feb 21	vs Kansas State	p	0	0	0	0	0	0	0	0	0	0	0	0	0	0	0	0	1	0	.000
Totals			0gs	0	0	0	0	0	0	0	0	0	0	0	0	0	0	0	1	0	.000

On base pct. .000 • Slugging pct. .000

#41 Will McEntire - 2 appearances (All games)

Date	Opponent	GS	IP	H	R	ER	BB	SO	2B	3B	HR	WP	BK	HBP	IBB	Score	W-L	Sv	ERA	NP
Feb 14	WASHINGTON ST		2.2	2	1	1	0	3	0	0	1	0	0	0	0	3-2	0-0	0	3.38	37
Feb 21	vs Kansas State		1.0	1	0	0	0	0	0	0	0	1	0	0	0	2-3	0-0	0	2.45	10
Totals			0	3.2	3	1	1	3	0	0	1	1	0	0	0	5-5	0-0	0	2.45	-

#26 Tate McGuire - 1 game (All games)

Date	Opponent	Pos	AB	R	H	RBI	2B	3B	HR	BB	SB	CS	HBP	SAC	SF	GDP	K	PO	A	E	Avg	
Feb 21	vs Kansas State	p	0	0	0	0	0	0	0	0	0	0	0	0	0	0	0	1	1	0	.000	
Totals			0gs	0	0	0	0	0	0	0	0	0	0	0	0	0	0	0	1	1	0	.000

On base pct. .000 • Slugging pct. .000

#26 Tate McGuire - 2 appearances (All games)

Date	Opponent	GS	IP	H	R	ER	BB	SO	2B	3B	HR	WP	BK	HBP	IBB	Score	W-L	Sv	ERA	NP
Feb 14	WASHINGTON ST		1.0	1	0	0	0	1	0	0	0	0	0	0	0	14-2	0-0	0	0.00	7
Feb 21	vs Kansas State		1.1	2	1	1	0	1	1	0	0	0	0	0	0	2-3	0-1	0	3.86	15
Totals			0	2.1	3	1	1	2	1	0	0	0	0	0	0	16-5	0-1	0	3.86	-

#1 Rocco Peppi - 5 games (All games)

Date	Opponent	Pos	AB	R	H	RBI	2B	3B	HR	BB	SB	CS	HBP	SAC	SF	GDP	K	PO	A	E	Avg
Feb 14	WASHINGTON ST	*1b	4	0	0	0	0	0	0	0	0	0	0	0	0	0	0	4	0	1	.000
Feb 14	WASHINGTON ST	*of	1	2	1	1	1	0	0	2	0	0	1	0	0	0	0	2	0	0	.200
Feb 15	WASHINGTON ST	*1b	4	0	0	0	0	0	0	0	0	0	0	0	0	0	2	6	0	0	.111
Feb 17	WASHINGTON ST	*1b	2	0	0	0	0	0	0	0	0	0	1	0	0	0	0	7	1	0	.091
Feb 21	vs Kansas State	*1b	2	0	0	0	0	0	0	0	0	0	0	0	0	0	0	8	1	0	.077
Totals			5gs	13	2	1	1	1	0	2	0	0	2	0	0	0	2	27	2	1	.077

On base pct. .294 • Slugging pct. .154



# ||| INDIVIDUAL GAME-BY-GAME

## #18 Reese Robinett - 2 games (All games)

Date	Opponent	Pos	AB	R	H	RBI	2B	3B	HR	BB	SB	CS	HBP	SAC	SF	GDP	K	PO	A	E	Avg
Feb 15	WASHINGTON ST	1b	0	0	0	0	0	0	0	0	0	0	0	0	0	0	0	2	0	0	.000
Feb 17	WASHINGTON ST	ph/1	1	0	0	0	0	0	0	1	0	0	0	0	0	0	1	2	1	0	.000
Totals		0gs	1	0	0	0	0	0	0	1	0	0	0	0	0	0	1	4	1	0	.000

On base pct. .500 • Slugging pct. .000

## #33 Zach Root - 1 game (All games)

Date	Opponent	Pos	AB	R	H	RBI	2B	3B	HR	BB	SB	CS	HBP	SAC	SF	GDP	K	PO	A	E	Avg
Feb 14	WASHINGTON ST	*p	0	0	0	0	0	0	0	0	0	0	0	0	0	0	0	1	0	0	.000
Totals		1gs	0	0	0	0	0	0	0	0	0	0	0	0	0	0	0	1	0	0	.000

On base pct. .000 • Slugging pct. .000

## #33 Zach Root - 1 appearance (All games)

Date	Opponent	GS	IP	H	R	ER	BB	SO	2B	3B	HR	WP	BK	HBP	IBB	Score	W-L	Sv	ERA	NP
Feb 14	WASHINGTON ST	*	5.0	2	1	1	1	8	0	0	0	0	0	1	0	14-2	1-0	0	1.80	75
Totals		1	5.0	2	1	1	1	8	0	0	0	0	0	1	0	14-2	1-0	0	1.80	-

## #3 Nolan Souza - 3 games (All games)

Date	Opponent	Pos	AB	R	H	RBI	2B	3B	HR	BB	SB	CS	HBP	SAC	SF	GDP	K	PO	A	E	Avg
Feb 14	WASHINGTON ST	*2b	4	0	1	0	0	0	0	0	1	0	0	0	0	0	2	3	1	0	.250
Feb 15	WASHINGTON ST	*2b	3	0	0	0	0	0	0	1	0	0	0	0	0	0	3	0	0	0	.143
Feb 21	vs Kansas State	*2b	4	0	0	0	0	0	0	0	0	0	0	0	0	0	3	2	1	0	.091
Totals		3gs	11	0	1	0	0	0	0	1	1	0	0	0	0	0	8	5	2	0	.091

On base pct. .167 • Slugging pct. .091

## #4 Justin Thomas Jr. - 5 games (All games)

Date	Opponent	Pos	AB	R	H	RBI	2B	3B	HR	BB	SB	CS	HBP	SAC	SF	GDP	K	PO	A	E	Avg
Feb 14	WASHINGTON ST	*of	2	1	0	0	0	0	0	2	1	0	0	0	0	1	0	2	0	0	.000
Feb 14	WASHINGTON ST	*of	2	1	1	0	1	0	0	2	1	0	0	0	0	0	0	2	0	0	.250
Feb 15	WASHINGTON ST	*of	3	0	1	0	0	0	0	0	0	0	0	0	0	0	1	2	0	0	.286
Feb 17	WASHINGTON ST	*of	1	3	1	1	0	0	0	3	0	1	0	0	0	0	0	0	0	0	.375
Feb 21	vs Kansas State	*of	4	0	0	0	0	0	0	0	0	0	0	0	0	0	3	2	1	0	.250
Totals		5gs	12	5	3	1	1	0	0	7	2	1	0	0	0	1	4	8	1	0	.250

On base pct. .526 • Slugging pct. .333

## #9 Wehiwa Aloy - 5 games (All games)

Date	Opponent	Pos	AB	R	H	RBI	2B	3B	HR	BB	SB	CS	HBP	SAC	SF	GDP	K	PO	A	E	Avg
Feb 14	WASHINGTON ST	*ss	5	0	1	0	0	0	0	0	1	0	0	0	0	0	2	2	5	0	.200
Feb 14	WASHINGTON ST	*ss	2	2	0	0	0	0	0	1	0	0	2	0	0	1	0	0	3	0	.143
Feb 15	WASHINGTON ST	*ss	3	1	1	2	0	0	1	0	0	0	1	0	0	0	1	0	3	0	.200
Feb 17	WASHINGTON ST	*ss	3	0	2	2	0	0	0	2	0	0	0	0	0	0	0	1	1	0	.308
Feb 21	vs Kansas State	*ss	4	1	2	1	0	0	1	0	0	0	0	0	0	0	1	3	5	0	.353
Totals		5gs	17	4	6	5	0	0	2	3	1	0	3	0	0	1	4	6	17	0	.353

On base pct. .522 • Slugging pct. .706

## #44 Carson Wiggins - 1 appearance (All games)

Date	Opponent	GS	IP	H	R	ER	BB	SO	2B	3B	HR	WP	BK	HBP	IBB	Score	W-L	Sv	ERA	NP
Feb 15	WASHINGTON ST		1.0	1	0	0	0	1	1	0	0	0	0	0	0	5-2	0-0	1	0.00	20
Totals		0	1.0	1	0	0	0	1	1	0	0	0	0	0	0	5-2	0-0	1	0.00	-



## #14 Gage Wood - 1 appearance (All games)

Date	Opponent	GS	IP	H	R	ER	BB	SO	2B	3B	HR	WP	BK	HBP	IBB	Score	W-L	Sv	ERA	NP
Feb 15	WASHINGTON ST	*	5.0	2	2	2	1	7	1	1	0	1	0	0	0	5-2	0-0	0	3.60	77
Totals		1	5.0	2	2	2	1	7	1	1	0	1	0	0	0	5-2	0-0	0	3.60	-



# ||| 2025 SCHEDULE / RESULTS

FEB.	Opponent	Score	Winning Pitcher	Losing Pitcher	Save	Attendance	Time
14	Washington State [DH-1]	W, 3-2 (10)	Foutch (1-0)	Stowe (0-1)		---	3:19
14	Washington State [DH-2]	W, 14-2 (7)	Root (1-0)	Lewis (0-1)		9,112	2:16
15	Washington State	W, 5-2	Carter (1-0)	Tedesco (0-1)	Wiggins (1)	9,418	2:46
17	Washington State	W, 12-2 (7)	Beidelschies (1-0)	Chambers (0-1)		8,780	2:30
21	vs. Kansas State ^	L, 3-2	Dean (1-0)	McGuire (0-1)		13,886	2:37
22	vs. #22 TCU ^						
23	vs. Michigan ^						
25	Grambling						
28	Charlotte						

## MARCH

1	Charlotte
2	Charlotte
4	ULM
5	ULM
7	Portland
8	Portland
9	Portland
11	UCA
14	at Ole Miss *
15	at Ole Miss *
16	at Ole Miss *
18	Oral Roberts
19	Oral Roberts
21	South Carolina
22	South Carolina
23	South Carolina
25	Missouri State
28	at Vanderbilt *
29	at Vanderbilt *
30	at Vanderbilt *

## APRIL

1	Grambling @
4	Missouri
5	Missouri
6	Missouri
8	Arkansas State
11	at Georgia *
12	at Georgia *
13	at Georgia *
15	UAPB
17	Texas A&M
18	Texas A&M
19	Texas A&M
22	Little Rock
23	Little Rock
25	at Florida *
26	at Florida *
27	at Florida *
29	at Missouri State

## MAY

1	Texas *
2	Texas *
3	Texas *
9	at LSU *
10	at LSU *
11	at LSU *
15	Tennessee *
16	Tennessee *
17	Tennessee *

\* SEC opponent

^ Amegy Bank College Baseball Series (Globe Life Field in Arlington, Texas)

@ Game played at Dickey-Stephens Park in North Little Rock, Ark.