



ARKANSAS BASEBALL



ArkansasRazorbacks.com ||| @RazorbackBSB ||| Contact: Oliver Grigg (ogrigg@uark.edu)

2025 SCHEDULE & RESULTS

FEBRUARY

14	WASHINGTON STATE [DH-1]	SECN+	W, 3-2 (10)
14	WASHINGTON STATE [DH-2]	SECN+	W, 14-2 (7)
15	WASHINGTON STATE	SECN+	W, 5-2
17	WASHINGTON STATE	SECN+	W, 12-2 (7)
21	vs. Kansas State ^	FloCollege	L, 3-2
22	vs. #22 TCU ^	FloCollege	W, 2-1
23	vs. Michigan ^	FloCollege	W, 8-6
25	GRAMBLING	SECN+	W, 14-3 (7)
28	CHARLOTTE	SECN+	3 P.M.

MARCH

1	CHARLOTTE	SECN+	2 P.M.
2	CHARLOTTE	SECN+	NOON
4	ULM	SECN+	3 P.M.
5	ULM	SECN+	3 P.M.
7	PORTLAND	SECN+	3 P.M.
8	PORTLAND	SECN+	2 P.M.
9	PORTLAND	SECN+	NOON
11	UCA	SECN+	6 P.M.
14	Ole Miss *	SECN+	6:30 p.m.
15	Ole Miss *	SECN+	1:30 p.m.
16	Ole Miss *	SECN+	1:30 p.m.
18	ORAL ROBERTS	SECN+	6 P.M.
19	ORAL ROBERTS	SECN+	3 P.M.
21	SOUTH CAROLINA *	SECN+	6:30 P.M.
22	SOUTH CAROLINA *	SECN+	2 P.M.
23	SOUTH CAROLINA *	SECN+	2 P.M.
25	MISSOURI STATE	SECN+	6 P.M.
28	Vanderbilt *	SECN	7 p.m.
29	Vanderbilt *	SECN+	2 p.m.
30	Vanderbilt *	SECN+	1 p.m.

APRIL

1	GRAMBLING @	SECN+	6 P.M.
4	MISSOURI *	SECN	7 P.M.
5	MISSOURI *	SECN+	6 P.M.
6	MISSOURI *	SECN+	2 P.M.
8	ARKANSAS STATE	SECN	6 P.M.
11	Georgia *	SECN+	5 p.m.
12	Georgia *	SECN+	1 p.m.
13	Georgia *	SECN+	Noon
15	UAPB	SECN+	6 P.M.
17	TEXAS A&M *	SECN+	7 P.M.
18	TEXAS A&M *	SECN+	6:30 P.M.
19	TEXAS A&M *	SECN+	4 P.M.
22	LITTLE ROCK	SECN+	6:30 P.M.
23	LITTLE ROCK	SECN	5 P.M.
25	Florida *	SECN+	5:30 p.m.
26	Florida *	SECN	2 p.m.
27	Florida *	SECN+	Noon
29	Missouri State	ESPN+	6 p.m.

MAY

1	TEXAS *	ESPN2	6 P.M.
2	TEXAS *	SECN	7 P.M.
3	TEXAS *	SECN+	2 P.M.
9	LSU *	SECN+	6:30 p.m.
10	LSU *	SECN	5:30 p.m.
11	LSU *	SECN	3 p.m.
15	TENNESSEE *	SECN+	6:30 P.M.
16	TENNESSEE *	SECN+	6:30 P.M.
17	TENNESSEE *	SECN+	2 P.M.

All times Central; Home game in **BOLD**; * - SEC opponent

^ - Amegy Bank College Baseball Series (Globe Life Field in Arlington, Texas)

@ - Game played at Dickey-Stephens Park in North Little Rock, Ark.

GAME 9 ||| CHARLOTTE vs. #4 ARKANSAS ||| FEB. 28

FAYETTEVILLE, ARK. ||| BAUM-WALKER STADIUM ||| SEC NETWORK+



4-3
0-0 AAC

CHARLOTTE 49ERS

In the Polls.....NR (BA) | NR (D1Baseball)
NR (NCBWA) | NR (PG) | NR (USA Today)
 Head Coach.....Robert Woodard
 Career Record.....149-116 (6th season)
 Record at Charlotte.....Same



7-1
0-0 SEC

ARKANSAS RAZORBACKS

In the Polls.....4 (BA) | 4 (D1Baseball)
4 (NCBWA) | 11 (PG) | 4 (USA Today)
 Head Coach.....Dave Van Horn
 Career Record.....1,475-698 (37th season)
 Record at Arkansas.....890-458 (23rd season)

ON THE MOUND

Charlotte RHP Mike Szturma (1-0, 8.59 ERA)

vs.

Arkansas RHP Gabe Gaeckle (0-0, 1.69 ERA)

LEADING OFF

10-GAME HOMESTAND ROLLS ON

- Fourth-ranked Arkansas continues its season-long 10-game homestand with a three-game set against Charlotte at Baum-Walker Stadium in the penultimate non-conference home weekend series of the season.
- First pitch in the series opener between the Hogs and 49ers is 3 p.m. Friday, Feb. 28, on SEC Network+ with Josh Haley (play-by-play) and Shawn Murnin (analyst) on the call.

30 AND COUNTING

- Arkansas opened the 2025 season by sweeping Washington State in a four-game set on Opening Weekend to win its 30th consecutive non-conference home weekend series in a streak that dates back to the start of 2015.
- The Hogs have not lost or tied a non-conference regular season weekend series at Baum-Walker Stadium since 2014, when Arkansas lost two-of-three games to South Alabama.

HISTORY LESSON

- Arkansas is 2-2 all-time against Charlotte, including a 1-0 record in games played in Fayetteville.
- Under head coach Dave Van Horn, the Hogs are 2-2 overall and 1-0 against the 49ers at Baum-Walker Stadium.

HOT START

- Dave Van Horn's Razorbacks are off to a 7-1 overall start through this season's first eight games, marking their best eight-game start to a campaign since 2021 when Arkansas began 8-0 and won 12 straight games to begin the year.
- With a sweep this weekend against the 49ers, the Hogs can improve to 10-1 or better for the ninth time in the DVH era.
- Since DVH's first season as head coach in 2003, Arkansas has started 10-1 or better on eight occasions: 2003 (10-1), 2005 (10-1), 2006 (10-1), 2008 (10-1), 2011 (10-1), 2012 (10-1), 2019 (10-1), 2021 (11-0).

30 SEASONS OF BAUM-WALKER STADIUM

- The 2025 campaign marks the 30th season in the history of Baum-Walker Stadium, which opened in 1996.
- Arkansas won its 700th game at Baum-Walker Stadium against Washington State on Feb. 17 and maintains an all-time record of 701-243 (.743) inside the stadium's friendly confines.
- The Razorbacks are off to a perfect 5-0 start at home this season.
- Since the venue opened in 1996, Arkansas has six 30-win seasons at Baum-Walker: 2004 (31 wins), 2018 (program-record 34 wins), 2019 (33 wins), 2021 (30 wins), 2023 (32 wins), 2024 (program-record 34 wins).

A ||| RAZORBACK NOTES

GET THE GACK

- Following a historic rookie campaign, **RHP Gabe Gaeckle** enters his sophomore campaign as one of college baseball's top pitchers.
- Prior to the 2025 season, the right-hander was named Baseball America's preseason SEC Pitcher of the Year, clinched consensus preseason All-America status from Baseball America, D1Baseball, NCBWA and Perfect Game and earned preseason first-team All-SEC recognition from the league's 16 head coaches.
- It is the second consecutive year that a Razorback has been named Baseball America's preseason SEC Pitcher of the Year. LHP Hagen Smith also earned the distinction prior to the 2024 campaign.
- The Aptos, Calif., native was a unanimous first-team Freshman All-American in 2024 after he made 22 relief appearances for Arkansas and posted a 3-3 record with a 2.32 ERA, 57 strikeouts and a team-leading seven saves in 42.2 innings of work.
- Gaeckle became the fifth Razorback freshman pitcher since 2003, head coach Dave Van Horn's first season at the helm of the program, to record five or more saves in a season.

Year	Pitcher	Saves
2024	RHP Gabe Gaeckle	7
2023	RHP Gage Wood	5
2022	RHP Brady Tygart	8
2011	RHP Nolan Sanburn	8
2010	RHP DJ Baxendale	7

- Gaeckle, who made his first career start in game one of the Opening Day doubleheader, is the sixth Arkansas sophomore to start on the mound on Opening Day and the fifth Arkansas sophomore to start the home opener on Opening Day in the Van Horn era (2003-pres.).
- The right-hander lived up to the preseason hype in his first start of the season, firing five shutout innings with career-high seven strikeouts in a win over Washington State (Feb. 14).
- In his second start of the year, Gaeckle worked a career-long 5.2 innings vs. Kansas State (Feb. 22) and struck out a pair.



Sophomore right-hander **Gabe Gaeckle** comes into 2025 as a consensus preseason All-American and as Baseball America's preseason SEC Pitcher of the Year.



Infield **Wehiwa Aloy** and pitcher **Gabe Gaeckle** landed on the preseason watch list for the Golden Spikes Award, presented annually to the best player in college baseball.

GOLDEN HOGS

- **INF Wehiwa Aloy** and **RHP Gabe Gaeckle** were named to the preseason watch list for the Golden Spikes Award, presented annually to the best amateur baseball player in the nation.
- The list includes 55 players across high school and college baseball. Arkansas is one of 11 schools with multiple players on this year's list.
- Aloy, also named to last year's preseason watch list for the Golden Spikes Award, started all 60 games at shortstop for the Razorbacks in 2024, his first season at Arkansas after transferring in from Sacramento State following his freshman campaign.
- The Wailuku, Hawai'i, native slashed .270/.355/.485 with a team-high 14 home runs and 56 RBI, finishing his sophomore campaign as the team leader in runs scored (45), multi-RBI games (11), stolen bases (7) and consecutive games reached base safely (31).
- Aloy is the fourth two-time preseason watch list candidate for the Golden Spikes Award in program history, joining OF Heston Kjerstad (2019-20), INF Casey Martin (2019-20) and INF Robert Moore (2021-22).
- Gaeckle, meanwhile, is the 16th Razorback player since 2008 to earn a spot on the Golden Spikes Award's preseason watch list.
- Two Hogs - OF Andrew Benintendi (2015) and RHP Kevin Kopps (2021) - have previously won the Golden Spikes Award, making Arkansas (2) one of only six schools, along with Florida State (4), Arizona State (3), Cal State Fullerton (3), LSU (2) and San Diego State (2), with multiple winners of college baseball's most prestigious award.

ALOHOGS

- **INF Wehiwa Aloy**, who earned All-SEC honors at shortstop last season, is one of three Hawai'i natives, along with **INF Nolan Souza** and **INF/OF Kuhio Aloy**, his younger brother, on this year's roster.
- Wehiwa Aloy and Kuhio Aloy accomplished a rare feat by each hitting a homer in the same inning vs. Kansas State (Feb. 21) in the Amegy Bank College Baseball Series at Globe Life Field in Arlington, Texas.
- According to Elias Sports Bureau, just seven pairs of brothers since 1900 have each hit a home run in the same inning at the MLB level.

ROOT PIG SOOIE

- **LHP Zach Root**, a transfer from ECU, is one of three prized pitchers that Arkansas landed from the portal during the offseason.
- Root went 6-2 with a 3.56 ERA and 76 strikeouts in 68.1 innings across 13 appearances, including 12 starts, on the mound during his stellar sophomore campaign at ECU in 2024, earning him a spot on the midseason watch list for the Golden Spikes Award.
- The Fort Myers, Fla., native recorded four quality starts last season, punctuated by a career-best seven-inning, 10-strikeout performance against Cal State Fullerton (March 2, 2024).
- Root entered the 2025 campaign with three preseason All-America accolades to his name, collecting the national recognition from D1Baseball, NCBWA and Perfect Game this spring.
- The junior left-hander made his first start as a Razorback in game two of the Opening Day doubleheader against Washington State (Feb. 14), spinning five innings of one-run ball with eight strikeouts.
- In his second start of the season, Root matched his career high with 10 strikeouts vs. #22 TCU (Feb. 22) in the Amegy Bank College Baseball Series at Globe Life Field in Arlington, Texas, limiting the Horned Frogs to one run on just two hits and a pair of walks.

CHEESE

- **LHP Landon Beidelschies**, a transfer from Ohio State, is another prized pitcher that Arkansas landed from the portal this offseason.
- Beidelschies, referred to as “Cheese” by his teammates, was the Buckeyes’ Friday night starter as a sophomore in 2024, going 6-7 with a 4.15 ERA and 91 strikeouts in 84.2 innings across 15 starts.
- The left-hander logged seven quality starts and recorded a career-high 12 strikeouts at West Virginia (March 15, 2024) last season.
- The Canfield, Ohio, native, entered the 2025 campaign as a Perfect Game preseason All-American as well as a preseason All-SEC honoree from the league’s 16 head coaches.
- Beidelschies made his Arkansas debut against Washington State (Feb. 17), striking out seven over five innings of one-run ball.
- He made his first appearance of the season in a relief role vs. #22 TCU (Feb. 22) in the Amegy Bank College Baseball Series at Globe Life Field in Arlington, Texas, working 2.2 scoreless innings to help secure Arkansas’ win.

THE FIREMAN

- **RHP Christian Foutch** is expected to take on a much larger role in the bullpen this season after a strong sophomore campaign in 2024.
- The hard-throwing junior right-hander made 20 appearances in relief for the Hogs last season, posting a 1-0 record with a 0.81 ERA, 20 strikeouts and one save in 22.1 innings.
- The Littleton, Colo., native allowed only two runs, finishing the season with the lowest ERA by a Razorback pitcher to appear in at least 20 percent of the team’s games since RHP Kevin Kopps recorded a 0.90 ERA in 89.2 innings over 33 outings in 2021.
- Foutch entered 2025 with NCBWA preseason All-America honors and preseason All-SEC praise from the league’s 16 head coaches. He was also named to the preseason watch list for the NCBWA Stopper of the Year Award, given to the top reliever in college baseball.
- Foutch locked down his first save of the season vs. #22 TCU (Feb. 22) in the Amegy Bank College Baseball Series at Globe Life Field in Arlington, Texas, closing out the game’s final 1.1 frames to secure Arkansas’ win. His first save of the year was the second of his career as well as the first multi-inning save of his career.
- Foutch has not allowed an earned run since April 13, 2024, at Alabama, a streak that spans 13 consecutive outings on the mound.

AUSSIE, AUSSIE, AUSSIE

- **INF Brent Iredale** powered the Razorbacks to an Opening Weekend series win against Washington State, slashing a team-leading .467/.526/.933 with two home runs and nine RBI over four games.
- The Sydney, Australia, native, making his Arkansas debut after beginning his collegiate career at New Mexico JC, had at least one hit and RBI in all four games, logging two multi-hit games and three multi-RBI performances, including a four-RBI game.
- Iredale became the first Razorback with nine RBI in a season-opening series since OF Heston Kjerstad accomplished the feat against Eastern Illinois on Opening Weekend in 2020. Kjerstad hit four home runs during Arkansas’ season-opening sweep of Eastern Illinois, homering twice and recording six RBI in the series finale.
- Iredale, Kjerstad, INF Carson Shaddy (9 RBI vs. Bucknell, 2018) and OF Sam Bates (9 RBI vs. Villanova, 2012) are the only Hogs in the Dave Van Horn era (2003-pres.) with nine RBI in a season-opening series.

CAN YOU DIGGS IT

- Senior **OF Kendall Diggs** has returned to Arkansas for another season after an injury-plagued junior campaign.
- One of the Razorbacks’ three team captains last year, Diggs came into 2024 as a preseason first-team All-SEC honoree after slashing .299/.436/.547 with 12 home runs, a team-leading 63 runs batted in and a team-high 46 walks over 58 games as a sophomore in 2023, earning him second-team All-SEC honors as designated hitter/utility.
- Diggs, however, battled through a torn labrum throughout 2024, slashing .229/.346/.395 with seven homers and 34 RBI in 55 games.
- For his career, Diggs has swatted 22 career home runs, seven of which have been three-run homers. He has also hit two grand slams.

GOT THAT WOOD

- **RHP Gage Wood** has worked in a variety of roles on the Razorback pitching staff throughout the first two years of his career.
- As a sophomore in 2024, the Batesville, Ark., native made 22 appearances, including three starts, and posted a 3-2 record with a 4.46 ERA, 56 strikeouts and two saves in 40.1 innings of work.
- As a true freshman in 2023, Wood was Arkansas’ closer, going 2-0 with a 4.80 ERA, 42 strikeouts and a team-leading five saves in 30.0 innings of work to earn a spot on the Freshman All-SEC Team.
- All five of Wood’s saves came in SEC play, and all five of his saves were of the multi-inning variety, including three three-inning saves.
- Now a junior, the right-hander made his first start of the season on the mound against Washington State (Feb. 15), striking out a career-high seven over five innings of two-run ball.

RETURN OF THE MAC (AGAIN)

- Veteran **RHP Will McEntire** can do it all for the Hogs.
- The redshirt senior has pitched in 68 career games with 20 starts, racking up 207 strikeouts over 202.1 innings of work. As a reliever, McEntire has seven career saves, including a career-high four saves in 2024, and at least one save in each of his last three seasons.
- One of McEntire’s best outings of his career came in a start against Louisiana Tech (March 11, 2023), throwing a nine-inning complete game with six strikeouts on 97 pitches. He allowed just one unearned run on three hits and a walk in the dominant performance.
- His nine-inning complete game was the first by a Razorback pitcher since RHP Dominic Taccolini’s 10-inning complete game shutout against SEC Eastern Division foe Kentucky in 2016.
- His three-hitter was the first by a Hog since RHP Ryne Stanek’s nine-inning complete game three-hitter at #6 South Carolina in 2013.



Headlined by pitchers Landon Beidelschies and Zach Root, Arkansas' **transfer portal class** entering the 2025 season was ranked No. 2 in the country by Baseball America.

HOGS' TRANSFER PORTAL CLASS RANKED NO. 2 BY BASEBALL AMERICA

- Arkansas' transfer portal class coming into the 2025 season was ranked No. 2 in the country by Baseball America.
- The publication's top 100 transfer portal rankings feature eight Hog newcomers, including one in the top 10 and four among the top 50.
- The list includes **LHP Landon Beidelschies** (No. 9), **LHP Zach Root** (No. 13), **INF Camden Kozeal** (No. 26), **OF Charles Davalan** (No. 33), **OF Logan Maxwell** (No. 52), **INF/OF Rocco Peppi** (No. 65), **OF Carson Boles** (No. 93) and **INF Michael Anderson** (No. 98).
- In its summary of Arkansas' transfer class, Baseball America writes:

2. Arkansas

No. of top 100 transfers: 8

It was a disappointing end to the season for Arkansas, who—as the No. 4 national seed—saw its season end on its home turf following an upset loss in regional play to Southeast Missouri. The Razorbacks coaching staff entered the offseason with serious work to do as it pertained to both adding and replacing talent, and their transfer class is perhaps the best to come to Fayetteville in the portal era.

*They lost their entire rotation—Hagen Smith, Brady Tygart and Mason Molina—to the draft, but they added two of the best lefthanders in the portal in **Landon Beidelschies** (6-7, 4.15 ERA) and **Zach Root** (6-2, 3.56 ERA). Both will assume a weekend role this spring, and Arkansas has a bevy of weapons who will battle it out for the third starter spot. For as impressive a duo as Beidelschies and Root are, this class really shines positionally.*

Charles Davalan (.288/.413/.514) has no shortage of tools packed into his compact frame, and the Florida Gulf Coast product will likely be the team's everyday center fielder. Infielder **Camden Kozeal** (.284/.349/.439) will almost certainly start at second base, while a handful of other position players will be in the mix for starting roles. After a stunning end to 2024, Arkansas again has the look of a team that will be competing for a national championship.

POWERED BY THE PORTAL

- Head coach Dave Van Horn and the Razorbacks took full advantage of the transfer portal prior to the 2025 campaign, adding 10 Division I transfers to the roster during the offseason.

Player	Former School(s)
INF/OF Kuhio Aloy	BYU
INF Michael Anderson	Rhode Island
LHP Landon Beidelschies	Ohio State
OF Carson Boles	Lincoln Memorial (DII)
OF Charles Davalan	FGCU
RHP Aiden Jimenez	Oregon State
INF Cam Kozeal	Vanderbilt
OF Logan Maxwell	TCU
INF/OF Rocco Peppi	Long Beach State/Fresno State
LHP Zach Root	ECU

- D1Baseball Top 85 Impact Transfer Pitchers
No. 2 - **LHP Zach Root**
No. 5 - **LHP Landon Beidelschies**
- D1Baseball Top 50 Impact Transfer Hitters
No. 13 - **OF Charles Davalan**
No. 16 - **OF Logan Maxwell**
No. 18 - **INF Cam Kozeal**
No. 49 - **INF/OF Kuhio Aloy**

- From D1Baseball: Portal Pitchers with Breakout Potential

Zach Root, East Carolina to Arkansas - One of the top prospects in the 2025 draft class, Root started 12 games and appeared in 13 for ECU last season posting a 3.56 ERA in 68.1 innings of work. The 6-foot-1, 185-pounder also struck out 76 and walked 21. The left-hander potentially has one of the best arsenals in the nation, and what you see is what you get. It's an off-speed over fastball package, and he throws four of them average or better (change-up, curveball, cutter, slider). The best of the bunch is the curveball. It has two-plane shape at 79 mph with a total vertical depth of -55" which is comparable to current Major Leaguers Cole Ragans and DL Hall and would place him 20th of current qualified Major League left-handed starter pitchers. He also drew a 48% whiff rate with a .057 xwOBA against this breaker in 2024. His cutter (86-87 mph) and slider (83-85) profiles are very similar with about an inch of horizontal separation and four inches of vertical separation, and both drew strong whiff rates and ball-in-play results. There's a strong pronation bias with his two-seam 91-94 mph fastball that he throws 47% of the time and his low-80s change-up (22% usage) both carry significant arm-side profiles. There's little doubt in our minds that this arsenal, and the accompanying pitchability, translate to immediate success in the SEC, as well as professional baseball. – David Seifert/D1Baseball

JUCO BANDITS

- Arkansas also added a pair of big-name junior college products in **INF Brent Iredale** (New Mexico JC) and **OF Justin Thomas Jr.** (Florida SouthWestern State) to its roster during the offseason.
- D1Baseball Top 50 Impact JUCO Transfer Hitters
No. 2 - **INF Brent Iredale**
No. 12 - **OF Justin Thomas Jr.**



Featuring eight top 100 transfers and four top 500 freshmen, Arkansas' **newcomer class** entering the 2025 season was ranked No. 3 in the country by Baseball America.

HOGS' NEWCOMER CLASS RANKED NO. 3 BY BASEBALL AMERICA

- Arkansas' newcomer class coming into the 2025 season was ranked No. 3 in the country by Baseball America.
- To get the most accurate read on which college programs have the best incoming talent on their roster heading into 2025, the publication combined each program's transfer haul and recruiting class to come up with an overall ranking of newcomers.
- Baseball America's top 100 transfer portal rankings feature eight Razorback newcomers, including one in the top 10 and four among the top 50, and its top 500 draft rankings include four freshman.
- In its summary of Arkansas' newcomers, Baseball America writes:

3. Arkansas

Top 100 transfers: 8

BA 500 freshmen: 4

Arkansas has a lengthy track record of bringing impact talent to campus, and this year is no different. On top of a fantastic portal haul that includes eight of the top 100 transfers, the Razorbacks bring to campus a quartet of players who ranked on the final iteration of the BA 500.

Left-handers **Landon Beidelschies** (6-7, 4.15 ERA at Ohio State) and **Zach Root** (6-2, 3.56 ERA at East Carolina) are the strength of Arkansas' class of newcomers, but Oklahoma prep fireballer **Carson Wiggins** (No. 78), who is the younger brother of former Razorback and current Cubs prospect Jaxon, will be in contention to log a handful of innings as a freshman.

Former New Mexico JC standout third baseman **Brent Iredale** (.441/.576/1.000) ranked No. 464 on the BA 500 and is already off to a fast start this fall.

Following a disappointing end in 2024, Arkansas has reloaded and looks the part of a national championship contender.

D1BASEBALL TOP 25 IMPACT FRESHMAN CLASSES

- Arkansas' freshman class, headlined by **RHP Carson Wiggins** and **LHP Cole Gibler**, was ranked No. 16 in the country by D1Baseball.
- In its summary of Arkansas' freshman class, D1Baseball writes:

Of all the Razorback freshmen, Carson Wiggins came to campus with the highest accolades. The 94th overall prospect for the 2024 MLB Draft per Prep Baseball, the 6-foot-5 righthander touched 100.8 mph with his fastball while landing a mid-80s slider for strikes. It's a nasty combo that overwhelms opposing hitters, especially when also combined with solid control. He, like Gabe Gaeckle, is not just a wild-armed thrower. It took him just 10 pitches to set down Oklahoma State in order. Arms like Wiggins don't make it to college very often and he'll be a fun one to watch at least for two seasons in Fayetteville - Wiggins will be a draft-eligible sophomore in 2026.

Cole Gibler, a Missouri prep, was ranked the 131st overall prospect for the 2024 MLB Draft by Prep Baseball and he did everything to show deserving of that evaluation. His present pitchability is advanced for most any age, but super impressive for a freshman. With a quick arm he repeats a starter's-type delivery for above average control of three pitches. His fastball sat 92-95 and fired two breaking balls for strikes. Gibler sat down the side in order on 13 pitches, striking out a pair. Although it's a long way off, the 6-foot-2, 200-pound lefty has the look of a high round pick in 2027. - David Seifert/D1Baseball

NEW KIDS ON THE BLOCK

- Perfect Game featured **RHP Carson Wiggins** and **LHP Cole Gibler** in its rankings of the top 75 freshmen coming into the 2025 season.
- Wiggins is the younger brother of RHP Jaxon Wiggins, who pitched for Arkansas from 2021-22 and was selected by the Chicago Cubs in the second round (No. 68 overall) of the 2023 MLB Draft.





Since the start of the 2017 season, Arkansas has recorded **340 total wins**. The Razorbacks are the winningest program in all of college baseball in that span.

MACHINE OF CONSISTENCY

- Since the start of the 2017 season, Arkansas is the winningest college baseball program in the entire country (as of Feb. 27, 2025).

Team	Total Wins ('17 - '18 - '19 - '20 - '21 - '22 - '23 - '24 - '25)
Arkansas	340 (45 - 48 - 46 - 11 - 50 - 46 - 43 - 44 - 7)
Florida	330 (52 - 49 - 34 - 16 - 38 - 42 - 54 - 36 - 9)
Tennessee	330 (27 - 29 - 40 - 15 - 50 - 57 - 44 - 60 - 8)
Southern Miss	329 (50 - 44 - 40 - 12 - 40 - 47 - 46 - 43 - 7)
Oregon State	327 (56 - 55 - 36 - 5 - 37 - 48 - 41 - 45 - 5)
LSU	326 (52 - 39 - 40 - 12 - 38 - 40 - 54 - 43 - 8)
East Carolina	322 (32 - 44 - 47 - 13 - 44 - 46 - 47 - 46 - 3)
Vanderbilt	319 (36 - 35 - 59 - 13 - 49 - 39 - 42 - 38 - 8)
Dallas Baptist	312 (42 - 42 - 43 - 12 - 41 - 34 - 47 - 45 - 6)
Texas Tech	305 (45 - 45 - 46 - 16 - 39 - 39 - 41 - 33 - 1)

- Under Dave Van Horn, who is in his 23rd year as the Razorbacks' head coach, Arkansas has tallied seven 45-win seasons.

Season	Total Wins
2004	45
2012	46
2017	45
2018	48
2019	46
2021	50
2022	46

- Excluding the shortened 2020 season, the Razorbacks are the only SEC team, and one of only two teams in the country (also Southern Miss), to record 40-plus wins in each of the last seven full seasons.

Season	Overall Wins	SEC Wins
2017	45	18
2018	48	18
2019	46	20
2021	50	22
2022	46	18
2023	43	20
2024	44	20

HISTORIC HOGS

- Arkansas has won 18-plus SEC games in seven consecutive seasons.
- LSU is the only other team in SEC history to record at least seven consecutive seasons of 18-plus SEC victories (10 from 1996-2005).
- Arkansas has started 8-4 or better in SEC play for seven consecutive seasons. It is the best stretch of starting 8-4 or better in SEC play by a team since LSU did so in eight consecutive seasons from 1991-98.

THE BIG 2-0

- Arkansas has finished with 20 or more SEC victories in a season five times in program history, including four times under Dave Van Horn.

Year	SEC Record (Finish)
1999	22-8 (SEC overall champions)
2019	20-10 (SEC Western Division champions)
2021	22-8 (SEC overall champions)
2023	20-10 (SEC overall champions)
2024	20-10 (SEC Western Division champions)

- Arkansas reached the 20-win mark in SEC play in back-to-back seasons in 2023 and 2024 for the first time in program history.
- Arkansas, which has reached the 20-win mark in SEC play in four of the last five full seasons, is the first team since LSU between 1994-97 to post four 20-win SEC campaigns in five years.

GONE STREAKING

- Arkansas has recorded 10 winning streaks of 10 or more games since head coach Dave Van Horn took over at the helm of the program.

Winning Streak	Dates
16	March 7, 2020-March 13, 2021
15	Feb. 25-March 22, 2024
15	March 1-28, 2023
13	April 3-23, 2010
12	March 5-25, 2022
12	Feb. 11-March 8, 2005
11	March 26-April 12, 2024
10	May 16-June 5, 2021
10	March 4-21, 2012
10	Feb. 11-March 5, 2003

- The Razorbacks' 15-game winning streaks in 2023 and 2024 were their longest in-season winning streak of the Van Horn era.
- They were also the longest in-season winning streaks in program history since the Hogs won the first 18 games of the 1996 season.

MIDWEEK MAGIC

- Arkansas finished the 2024 season 12-0 in midweek games, posting an unbeaten midweek record for the first time since 2005.
- In 2024, the Razorbacks secured midweek wins against Grambling, UCA, Oral Roberts, Little Rock, Arkansas State and UAPB as well as three two-game midweek series sweeps over San Jose State, Texas Tech and Missouri State to finish with a perfect 12-0 midweek record.
- In 2005, Dave Van Horn's third season as head coach, Arkansas went 9-0 in midweek games, including two wins against Centenary, two wins against Missouri State, two wins against Northern Colorado, two wins against Oral Roberts and one win against Oklahoma State.
- Entering 2025, the Razorbacks have won 12 consecutive midweek matchups. Arkansas' most recent midweek loss came against Lipscomb (May 2, 2023) in the final midweek game of 2023.



30 SEASONS OF BAUM-WALKER STADIUM

- The 2025 campaign marks the 30th season in the history of Baum-Walker Stadium, which opened in 1996. Arkansas maintains an all-time record of 701-243 (.743) in the stadium's 30-year history.
- Arkansas went 34-5 inside the friendly confines of Baum-Walker Stadium during the 2024 season, powered by a program record-tying 27-game winning streak at home from Feb. 19-April 27.
- Excluding 2020, Arkansas has won 28 or more home games in seven straight seasons, including a program-best 34 wins in 2018 and 2024.

Year	Home Record	Overall Record (Postseason)
2017	29-8	45-19 (Regional)
2018	34-4	48-21 (College World Series)
2019	33-7	46-20 (College World Series)
2021	30-8	50-13 (Super Regional)
2022	28-7	46-21 (College World Series)
2023	32-6	43-18 (Regional)
2024	34-5	44-16 (Regional)

HOME SWEET BAUM-WALKER

- In order of winning percentage, here are the Razorbacks' top records at home since Baum-Walker Stadium opened in 1996.

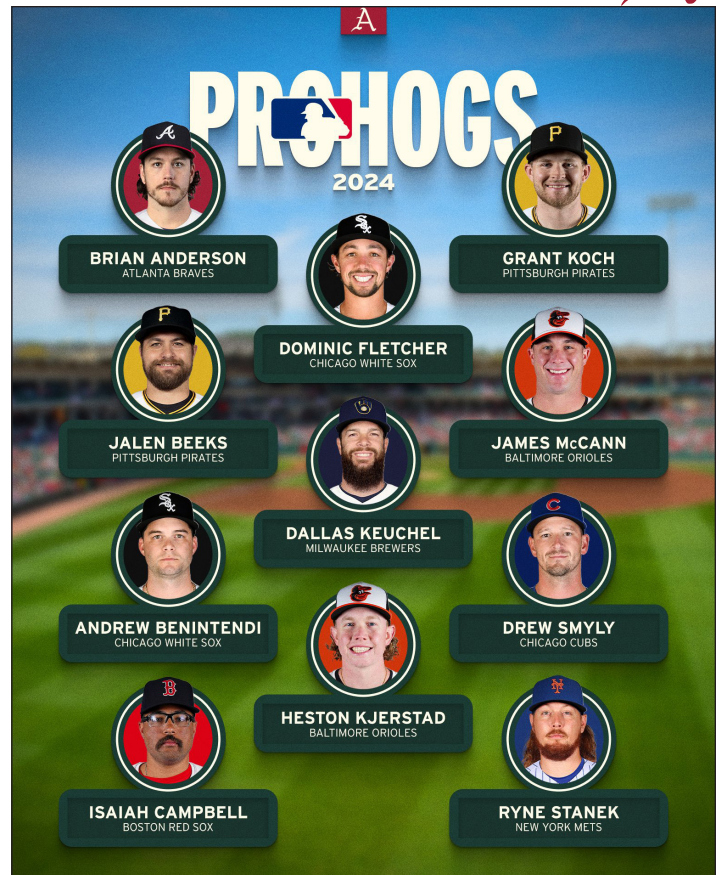
Year	Home Record	Winning Percentage
2018	34-4	.895
2024	34-5	.872
2023	32-6	.842
2019	33-7	.825
2004	31-7	.816
2022	28-7	.800

J.B. & JOHNELLE HUNT FAMILY BASEBALL DEVELOPMENT CENTER

- The J.B. & Johnelle Hunt Family Baseball Development Center is a 49,000-square foot baseball performance facility, providing student-athletes with an expanded locker room, team meeting room, strength & conditioning center, training room, nutrition center, pitching development center and an in-venue batting tunnel.
- The one-of-a-kind facility, which opened ahead of the 2022 campaign, sits in the right-field corner of Baum-Walker Stadium.
- It also includes a tunnel to connect the facility to the first-base dugout and postgame press conference room.



The \$27 million, 49,000-square foot **J.B. & Johnelle Hunt Family Baseball Development Center** is the only one of its kind in all of college baseball.



PROHOGS

- Eleven (11) former Hogs played in an MLB game in 2024:


Player	Team	Draft Year
Brian Anderson	Atlanta Braves	2014
Jalen Beeks	Pittsburgh Pirates	2014
Andrew Benintendi	Chicago White Sox	2015
Isaiah Campbell	Boston Red Sox	2019
Dominic Fletcher	Chicago White Sox	2019
Dallas Keuchel	Milwaukee Brewers	2009
Heston Kjerstad	Baltimore Orioles	2020
Grant Koch	Pittsburgh Pirates	2018
James McCann	Baltimore Orioles	2011
Drew Smyly	Chicago Cubs	2010
Ryne Stanek	New York Mets	2013

- Six (6) former Razorbacks have won a World Series championship:

Player	Team	Year
Dick Hughes	St. Louis Cardinals	1967
Eric Hinske (2x)	Boston Red Sox/New York Yankees	2007/2009
Dallas Keuchel	Houston Astros	2017
Andrew Benintendi	Boston Red Sox	2018
Drew Smyly	Atlanta Braves	2021
Ryne Stanek	Houston Astros	2022

MLB DRAFT FACTS

- Arkansas has had at least one player selected in each of the past 50 MLB drafts dating back to 1975.
- The Razorbacks have had double-digit players selected in a single draft on three occasions: 1985 (10), 2013 (11) and 2018 (11).
- Since 2018, no school in the country has had more overall draft selections than Arkansas (53).



Arkansas pitching coach **Matt Hobbs** has developed nine All-Americans, nine All-SEC honorees and 23 MLB draft picks since joining the program prior to the 2019 season.

HOBBS NAMED DIBASEBALL ASSISTANT COACH OF THE YEAR

- Arkansas pitching coach Matt Hobbs was named the DIBaseball Assistant Coach of the Year following the 2024 season.
- Hobbs, who enters his seventh season as pitching coach in 2025, guided his staff to a historic and record-breaking campaign in 2024.
- Arkansas ranked fifth nationally with a 3.87 ERA and a 3.11 strikeout-to-walk ratio and led the country with 12.1 strikeouts per nine innings, powered by a school-record 706 strikeouts.
- Since joining Arkansas as the pitching coach prior to the 2019 campaign, Hobbs has helped develop:
 - » 9 All-Americans
 - » 9 All-SEC honorees, including two SEC pitchers of the year
 - » 23 MLB draft selections, including 16 top 10 rounders
- Under Hobbs's tutelage, RHP Kevin Kopps emerged as the best player in the country in 2021, winning both the Golden Spikes Award and Dick Howser Trophy, and LHP Hagen Smith was the unanimous national pitcher of the year in 2024.
- With Hobbs' help, Smith solidified his status as one of the greatest pitchers in Razorback history, concluding his career as the program's all-time strikeout king and single-season strikeout leader, and departing as the highest-drafted pitcher in school history when he was selected fifth overall by the Chicago White Sox in the 2024.
- Since Hobbs joined the Razorback coaching staff, Arkansas has made two trips to the College World Series (2019, 2022), clinched a pair of overall SEC championships (2021, 2023) and captured four SEC Western Division titles (2019, 2021, 2023, 2024).
- Additionally, the Hogs won Collegiate Baseball's national recruiting championship for the first time in program history in 2023 as Arkansas' star-studded recruiting class was named the nation's best.



Arkansas, the winningest team in the nation since 2017 (333 overall wins), checked in at No. 5 in DIBaseball's biennial rankings of the top 100 programs in college baseball.

HOGS AT NO. 5 IN DIBASEBALL'S TOP 100 PROGRAMS RANKINGS

- Arkansas checked in at No. 5 in DIBaseball's biennial rankings of the top 100 programs in college baseball.
- DIBaseball's rankings place an emphasis on a tradition of consistent winning in the last decade, especially in the last five years, with the ultimate goal being to identify programs in the best shape currently with an eye towards the next five to 10 years.
- DIBaseball writers Aaron Fitt, Kendall Rogers, Mike Rooney, Joe Healy and Mark Etheridge made adjustments to the rankings based on evaluations of coaching staff quality and stability, facilities, scholarship/financial aid situation, conference dynamics, momentum, recruiting and player development proficiency.
- In its summary of the Arkansas program, DIBaseball writes:

The Razorbacks are still chasing the program's first national title, but it's safe to say they've still had a plethora of success over the past few seasons under the direction of long-time and legendary head coach Dave Van Horn. The Hogs recently went 44-16 overall, 20-10 in the SEC, and earned the No. 5 national seed before getting upset in the Fayetteville Regional. Before this past season, the Hogs had gone 43-18 overall (tied for the SEC regular season crown with Florida) in '23 with a No. 3 national seed and yet another Regional host while also going 46-21 overall in '22 with a trip to the College World Series. And in '21, the Hogs went a miraculous 50-13 overall with a 22-8 record in the SEC. That year, the Hogs were the top overall national seed before getting upset in the Fayetteville Super Regional by NC State. Yes, not winning a national title - yet - is a knock on the Hogs, but literally everything else is checked. The Hogs are a perennial power, they're insanely consistent in the toughest conference in college baseball, and the resources are plentiful in Fayetteville. Baum Stadium is exceptional, the player development facilities are the nation's best, and the program is well-positioned in the NIL era. The Hogs are in a fantastic spot moving forward. - Kendall Rogers/DIBaseball



BAUM-WALKER STADIUM RECORDS

13,472
SINGLE-GAME ATTENDANCE (2018)

10,376
SINGLE-SEASON AVERAGE (2022)

394,146
SINGLE-SEASON TICKETS (2024)

701
WINS AT BAUM-WALKER STADIUM

34,796
3-GAME SERIES ATTENDANCE (2022)

ARKANSAS YEAR-BY-YEAR RESULTS AT BAUM-WALKER STADIUM

1996 6-3 (.667)	1997 26-7 (.788)	1998 22-9 (.710)	1999 26-7 (.788)	2000 15-19 (.441)	2001 19-6 (.760)	2002 18-12 (.600)	2003 22-8 (.733)	2004 31-8 (.795)	2005 19-9 (.679)
2006 21-8 (.724)	2007 23-10 (.697)	2008 24-9 (.727)	2009 21-12 (.636)	2010 29-9 (.763)	2011 24-7 (.774)	2012 28-8 (.778)	2013 24-9 (.727)	2014 25-10 (.714)	2015 23-12 (.657)
2016 19-14 (.576)	2017 29-8 (.784)	2018 34-4 (.895)	2019 33-7 (.825)	2020 11-2 (.846)	2021 30-8 (.790)	2022 28-7 (.800)	2023 32-6 (.842)	2024 34-5 (.872)	2025 5-0 (1.000)

Top 20 All-Time Crowds (tickets sold/distributed)

1. USC	13,472	March 3, 2018
2. Mississippi State	12,589	April 25, 2015
3. South Alabama	12,006	March 7, 2020
4. LSU	11,827	April 8, 2017
5. Tennessee	11,787	April 26, 2019
6. Vanderbilt	11,772	May 13, 2022
7. Vanderbilt	11,761	May 14, 2022
8. Auburn	11,742	April 26, 2014
9. Ole Miss	11,736	April 30, 2022
10. LSU	11,714	May 10, 2019
11. Ole Miss	11,651	April 29, 2022
12. Tennessee	11,594	April 27, 2019
13. Mississippi State	11,548	April 1, 2022
14. Mississippi State	11,522	April 2, 2022
15. LSU	11,462	April 9, 2011
16. Arizona State	11,434	April 8, 2009
17. Mississippi State	11,415	April 3, 2022
18. Ole Miss	11,409	May 1, 2022
19. Ole Miss*	11,383	June 9, 2019
20. Ole Miss*	11,350	June 8, 2019

* - NCAA Super Regional
^ - NCAA Regional

Top 20 All-Time Crowds (actual)

1. Missouri State*	12,167	June 6, 2015
2. Missouri State*	11,869	June 5, 2015
3. South Carolina*	11,722	June 9, 2018
4. Missouri State*	11,694	June 7, 2015
5. South Carolina*	11,481	June 10, 2018
6. South Carolina*	11,217	June 11, 2018
7. LSU	11,103	April 9, 2011
8. Arizona State	11,014	April 8, 2009
9. Oral Roberts^	11,088	June 2, 2017
10. LSU	10,987	April 8, 2017
11. Mississippi State	10,837	April 25, 2015
12. Mississippi State	10,784	April 16, 2011
13. USC	10,732	March 3, 2018
14. LSU	10,581	May 5, 2007
15. Texas A&M	10,477	April 20, 2013
16. Missouri State^	10,369	June 3, 2017
17. Missouri State^	10,273	June 5, 2017
18. Central Michigan	10,219	Feb. 20, 2016
19. Auburn	10,217	April 26, 2014
20. Southern Miss^	10,213	June 2, 2018

* - NCAA Super Regional
^ - NCAA Regional

2024 NCAA ATTENDANCE LEADERS

Team	Average	Total	Games
1. Arkansas	10,106	394,146	39
2. LSU	10,834	390,033	36
3. Mississippi State	10,903	370,711	34
4. Ole Miss	9,628	298,461	31
5. Texas	7,476	269,143	36
6. Texas A&M	6,431	257,258	40
7. Tennessee	5,339	234,921	44
8. South Carolina	7,045	232,501	33
9. Florida	6,100	195,199	32
10. Florida State	4,982	179,336	36
11. Clemson	4,660	177,094	38
12. East Carolina	4,865	170,277	35
13. Southern Miss	5,317	164,825	31
14. Virginia	4,197	159,483	38
15. Oklahoma State	4,828	144,850	30
16. Nebraska	5,221	135,734	26
17. Auburn	4,244	131,576	31
18. Kentucky	3,952	126,469	32
19. Vanderbilt	3,597	125,887	35
20. Hawaii	3,476	125,131	36



SERIES HISTORY

INSIDE THE SERIES (SINCE 1960): CHARLOTTE

Overall Series Record: 2-2
Record in Fayetteville, Ark.: 1-0
Record in Charlotte, N.C.: 0-1
Record at Neutral Sites: 1-1

IN THE DVH ERA (2003-PRESENT): CHARLOTTE

Overall Series Record: 2-2
Record in Fayetteville, Ark.: 1-0
Record in Charlotte, N.C.: 0-1
Record at Neutral Sites: 1-1

All-time meetings

Table with 4 columns: DATE, SITE, W/L, SCORE. Rows include dates from 6/3/11 to 3/6/19 and corresponding game results.

BOX SCORE FROM PREVIOUS MEETING



2019 Arkansas Baseball
Charlotte at #10 Arkansas
Mar 06, 2019 at Fayetteville, Ark. (Baum-Walker Stadium)



Charlotte 2 (6-6)

Arkansas 9 (10-1)

Main box score table with columns for Player, ab, r, h, rbi, bb, so, po, a, lob for both teams. Includes player names like Tommy Bullock, Carson Johnson, etc.

Score by Innings table with columns 1-9, R, H, E. Shows Charlotte 0-0-0 and Arkansas 0-1-0.

E - J. Kenley(1). DP - CHA 1; ARK 1. LOB - CHA 7; ARK 8. 2B - C. Franklin(3). 3B - C. Franklin(1). HR - T. Ezell(3); D. Fletcher(2). HBP - T. Harris; Z. Plunkett. SH - T. Harris(1); J. Nesbit(3). SF - J. Kenley(1).

Table with 2 columns: Charlotte and Arkansas. Sub-columns include ip, h, r, er, bb, so, ab, bf, np for each player.

Win - P Wicklander (1-1). Loss - Czanstkowski (0-1). Save - None.
HBP - by Gooding (T. Harris); by Gooding (Z. Plunkett). BK - Bruce(2). Pitches/strikes: Czanstkowski 27/14; Szczypinski 41/27; Cooner 21/9; Bruce 7/6; Gooding 29/12; Palinkas 20/12; P Wicklander 76/46; K. Ramage 8/7; K. Kopps 19/12; J. Burton 14/9; C. Sells 16/6; L. Henry 18/10.

Umpires - HP: Clint Wheeler 1B: Jason Harstick 2B: Michael Mazzarisi 3B: Chris Coskey
Start: 3:02 pm Time: 2:45 Attendance: 6976
Weather: 44 degrees; Partly Cloudy
Szczypinski faced 1 batter in the 6th.

HONORS & AWARDS

INF Wehiwa Aloy

Golden Spikes Award Preseason Watch List
 Bobby Bragan National Collegiate Slugger Award Watch List
 SEC Co-Player of the Week (Feb. 24)

RHP Landon Beidelschies

Perfect Game Preseason All-American (First Team)
 Coaches Preseason All-SEC (Second Team)
 Perfect Game Preseason All-SEC (First Team)

RHP Christian Foutch


NCBWA Preseason All-American (Third Team)
 Coaches Preseason All-SEC (Second Team)
 NCBWA Preseason Stopper of the Year Award Watch List

RHP Gabe Gaeckle

Consensus Preseason All-American
 • Baseball America (Second Team)
 • D1Baseball (Second Team)
 • NCBWA (Second Team)
 • Perfect Game (First Team)
 Baseball America Preseason SEC Pitcher of the Year
 Coaches Preseason All-SEC (First Team)
 Perfect Game Preseason All-SEC (First Team)
 Golden Spikes Award Preseason Watch List

LHP Zach Root

D1Baseball Preseason All-American (Third Team)
 NCBWA Perfect Game Preseason All-American (Third Team)
 Perfect Game Preseason All-American (Second Team)
 Perfect Game Preseason All-SEC (Second Team)



Left-hander **Zach Root** collected three preseason All-American honors, including second-team recognition from Perfect Game and third-team praise from D1Baseball and NCBWA. The ECU transfer went 6-2 with a 3.56 ERA and 76 strikeouts in 68.1 innings across 13 appearances, including 12 starts, on the mound during his sophomore campaign in 2024.



STANDINGS

Table with 13 columns: Team, SEC, Pct., GB, All, Pct., Home, Away, Neutral, Top 25, Top 10, L10, Streak. Lists teams from Alabama to Missouri with their respective records and statistics.

SCHEDULE/RESULTS

Monday, Feb. 24

at #2 LSU 13, Nicholls 3 (7 inn.)

Tuesday, Feb. 25

at #4 Arkansas 14, Grambling 3 (7 inn.)

at #23 Kentucky 24, Evansville 3 (7 inn.)

at #1 Tennessee 7, North Alabama 5

at #20 Alabama 20, Jacksonville State 11

at #24 Ole Miss 15, #21 Southern Miss 8

#20 Troy 6, at #15 Mississippi State 5

at Missouri 14, Lindenwood 10

at #12 Oklahoma 15, Texas Southern 4 (7 inn.)

at #12 Vanderbilt 16, Tennessee Tech 3 (7 inn.)

#6 Florida 6, at Stetson 1

at South Carolina 14, Gardner Webb 4 (7 inn.)

at #25 Auburn 15, Samford 8

Texas State 7, at #1 Texas A&M 3

at #6 Texas 6, Incarnate Word 0

Wednesday, Feb. 26

at #23 Kentucky 8, Morehead State 2

at #12 Oklahoma 5, Texas Southern 4

#3 Georgia 7, at Georgia State 3

at #6 Florida 7, North Florida 6

#2 LSU 7, #17 Dallas Baptist 3 (Arlington, Texas)

Friday, Feb. 28

#15 Mississippi State vs. Rice (Houston, Texas) - 12 p.m.

Florida Gulf Coast at #3 Georgia - 3 p.m. [SECN+]

#2 LSU vs. Kansas State (Frisco, Texas) - 3 p.m. [D1Baseball.com]

Charlotte at #4 Arkansas - 4 p.m. [SECN+]

#25 Auburn vs. Ohio State (Arlington, Texas) - 4 p.m. [FloCollege]

Hofstra at #23 Kentucky - 4 p.m. [SECN+]

#1 Tennessee vs. #16 Oklahoma State (Houston, Texas) - 4 p.m.

North Dakota State at #20 Alabama - 5 p.m. [SECN+]

Wright State at #24 Ole Miss - 5 p.m. [SECN+]

Cal State Northridge at #12 Oklahoma - 5 p.m. [SECN+]

Evansville at Missouri - 6 p.m. [SECN+]

Miami at #6 Florida - 6:30 p.m. [SECN+]

South Carolina at #7 Clemson - 7 p.m. [ACCNX]

#1 Texas A&M vs. Arizona (Houston, Texas) - 8 p.m.

#12 Vanderbilt at UCLA - 8 p.m. [BIG+]

#6 Texas vs. Washington (Las Vegas, Nev.) - 9 p.m. [D1Baseball.com]

Saturday, March 1

#1 Tennessee vs. Rice (Houston, Texas) - 12 p.m.

Hofstra at #23 Kentucky - 1 p.m. [SECN+]

South Carolina vs. #7 Clemson (Greenville, S.C.) - 1:30 p.m. [SECN+]

Florida Gulf Coast at #3 Georgia (DH) - 2 p.m. [SECN+]

Evansville at Missouri (DH) - 2 p.m. [SECN+]

North Dakota State at #20 Alabama - 3 p.m. [SECN+]

Charlotte at #4 Arkansas - 3 p.m. [SECN+]

Cal State Northridge at #12 Oklahoma - 3 p.m. [SECN+]

#15 Mississippi State vs. Arizona (Houston, Texas) - 4 p.m.

Miami at #6 Florida - 4:30 p.m. [SECN+]

#2 LSU vs. Nebraska (Frisco, Texas) - 5 p.m. [FloCollege]

Wright State at #24 Ole Miss - 5 p.m. [SECN+]

#25 Auburn vs. #8 Oregon State (Arlington, Texas) - 7 p.m. [FloCollege]

#6 Texas vs. Texas Tech (Las Vegas, Nev.) - 7 p.m. [D1Baseball.com]

#1 Texas A&M vs. #16 Oklahoma State (Houston, Texas) - 8 p.m.

#12 Vanderbilt vs. USC (Irvine, Calif.) - 5 p.m. [BIG+]

Sunday, March 2

#1 Tennessee vs. #24 Arizona (Houston, Texas) - 11 a.m.

Hofstra at #23 Kentucky - 12 p.m. [SECN+]

Charlotte at #4 Arkansas - 1 p.m. [SECN+]

Miami at #6 Florida - 1 p.m. [SECN+]

Florida Gulf Coast at #3 Georgia - 1 p.m. [SECN+]

North Dakota State at #20 Alabama - 2 p.m. [SECN+]

Evansville at Missouri - 2 p.m.

Cal State Northridge at #12 Oklahoma - 2 p.m. [SECN+]

#6 Texas vs. Illinois (Las Vegas, Nev.) - 2 p.m. [D1Baseball.com]

#12 Vanderbilt vs. Connecticut (Los Angeles, Calif.) - 2 p.m.

Wright State at #24 Ole Miss - 2:30 p.m. [SECN+]

#15 Mississippi State vs. #16 Oklahoma State (Houston, Texas) - 3 p.m.

#25 Auburn vs. Baylor (Arlington, Texas) - 4 p.m. [FloCollege]

#2 LSU vs. Sam Houston (Frisco, Texas) - 5 p.m. [FloCollege]

#7 Clemson at South Carolina - 5 p.m. [SECN+]

#1 Texas A&M vs. Rice (Houston, Texas) - 7 p.m.

All times Eastern; Rankings reflect highest among major polls

WEEK 3

SOUTHEASTERN CONFERENCE

AS OF FEB. 24

ACTIVE CAREER LEADERS

Games Played

1.	Kennedy Jones*, South Carolina	183
2.	Hunter Hines, Mississippi State	178
3.	Michael Braswell III, LSU	175
4.	Isaac Humphrey*, Ole Miss	173
5.	Josh Pearson, LSU	172
6.	Garrett Staton*, Alabama	170
	Rocco Peppi*, Arkansas	170
8.	Hayden Schott*, Texas A&M	169
9.	Wyatt Henseler*, Texas A&M	167
10.	Talmadge LeCroy, South Carolina	163
	Matt Bergevin*, Texas A&M	163

Runs Scored

1.	Wyatt Henseler*, Texas A&M	186
2.	Robbie Burnett*, Georgia	157
3.	Garrett Staton*, Alabama	155
4.	Matt Bergevin*, Texas A&M	152
5.	Kennedy Jones*, South Carolina	149
6.	Cole Hage*, Kentucky	144
	Jace LaViolette, Texas A&M	144
8.	Hunter Hines, Mississippi State	143
9.	Daniel Dickinson*, LSU	142
10.	Hayden Schott*, Texas A&M	136
--	Rocco Peppi*, Arkansas	122

Hits

1.	Kennedy Jones*, South Carolina	243
2.	Wyatt Henseler*, Texas A&M	239
3.	Hayden Schott*, Texas A&M	219
4.	Rocco Peppi*, Arkansas	196
5.	Hunter Hines, Mississippi State	194
6.	Matt Bergevin*, Texas A&M	187
7.	Luis Hernandez*, LSU	186
8.	Garrett Staton*, Alabama	185
9.	Robbie Burnett*, Georgia	184
10.	Daniel Dickinson*, LSU	179

Doubles

1.	Wyatt Henseler*, Texas A&M	52
2.	Hayden Schott*, Texas A&M	49
3.	Matt Bergevin*, Texas A&M	44
4.	Rocco Peppi*, Arkansas	42
5.	Kennedy Jones*, South Carolina	41
6.	Luis Hernandez*, LSU	40
7.	Garrett Staton*, Alabama	39
8.	Jonathan Vastine, Vanderbilt	38
9.	Devin Burkes, Kentucky	36
10.	Ike Irish, Auburn	35
	Hunter Hines, Mississippi State	35
	Daniel Dickinson*, LSU	35

RBI

1.	Wyatt Henseler*, Texas A&M	191
2.	Hunter Hines, Mississippi State	175
3.	Kennedy Jones*, South Carolina	168
4.	Hayden Schott*, Texas A&M	156
5.	Matt Bergevin*, Texas A&M	153
6.	Jace LaViolette, Texas A&M	149
7.	Gavin Kash*, Texas A&M	136
8.	Cooper McMurray*, Auburn	134
9.	Mitchell Sanford*, Ole Miss	132
10.	Garrett Staton*, Alabama	129
--	Rocco Peppi*, Arkansas	120

HBP

1.	Rocco Peppi*, Arkansas	53
2.	Wyatt Henseler*, Texas A&M	49
3.	Noah Sullivan*, Mississippi State	41
	Cade Kurland, Florida	41
	Cole Hage*, Kentucky	41
6.	Garrett Staton*, Alabama	37
7.	Devin Burkes, Kentucky	34
	Michael Anderson*, Arkansas	34
9.	Ethan Petry, South Carolina	34
	Josh Pearson, LSU	34

Wins

1.	Chase Hungate*, Mississippi State	16
	Will McEntire, Arkansas	16
	Ruger Riojas*, Texas	16
4.	Noah Sullivan*, Mississippi State	15
5.	Jacob Mayers*, LSU	14
6.	Zac Cowan*, LSU	13
	Matthew Becker, South Carolina	13
8.	Grant Stevens*, Oklahoma	12
	Kolten Smith, Georgia	12
	Nate Snead*, Tennessee	12
	Nic McCay*, Kentucky	12
--	Zach Root*, Arkansas	10

Appearances

1.	Chase Hungate*, Mississippi State	72
2.	Brad Rudis, Texas A&M	70
3.	Will McEntire, Arkansas	68
4.	Jackson Nove, Kentucky	63
5.	John Armstrong, Auburn	62
	Matthew Becker, South Carolina	62
7.	Jared Spencer*, Texas	61
8.	Robert Hogan, Kentucky	58
9.	Carson Myers*, Auburn	55
	Samuel Dutton, Auburn	55
	Nate Snead*, Tennessee	55

Saves

1.	Alton Davis II, Georgia	12
2.	Carson Ozmer*, Alabama	12
3.	Connor Spencer*, Ole Miss	11
4.	Simon Gregersen*, Kentucky	10
5.	Nate Snead*, Tennessee	9
	Jared Spencer*, Texas	9
	Cole Hentschel*, Kentucky	9
8.	Chandler Dorsey*, LSU	8
9.	Landon Beidelschies*, Arkansas	7
	Ruger Riojas*, Texas	7
	Gage Wood, Arkansas	7
	Will McEntire, Arkansas	7
	Gavin Guidry, LSU	7
	Brian Zeldin*, Georgia	7

Innings Pitched

1.	Nic McCay*, Kentucky	230.1
2.	Will McEntire, Arkansas	202.1
3.	Grant Stevens*, Oklahoma	189.2
4.	Ryan Prager, Texas A&M	167.0
5.	Zac Cowan*, LSU	160.1
6.	Matthew Becker, South Carolina	157.1
7.	Karson Ligon*, Mississippi State	156.2
8.	Jacob Mayers*, LSU	148.1
9.	Chase Hungate*, Mississippi State	144.2
10.	Justin Lamkin, Texas A&M	135.0
--	Zach Root*, Arkansas	132.0
	Landon Beidelschies*, Arkansas	122.2

Strikeouts

1.	Nic McCay*, Kentucky	258
2.	Matthew Becker, South Carolina	216
3.	Jacob Mayers*, LSU	215
4.	Will McEntire, Arkansas	207
5.	Ryan Prager, Texas A&M	187
6.	Zac Cowan*, LSU	184
7.	Justin Lamkin, Texas A&M	175
8.	Liam Doyle*, Tennessee	166
9.	Jared Spencer*, Texas	161
10.	Grant Stevens*, Oklahoma	158
--	Zach Root*, Arkansas	148
	Landon Beidelschies*, Arkansas	143

* - Indicates stats from a previous non-SEC school are included

A ||| QUICK FACTS

GENERAL INFORMATION

Location..... Fayetteville, Ark.
 Founded..... 1871
 Enrollment..... 33,600
 Nickname..... Razorbacks
 School Colors..... Cardinal (PMS 201) and White
 Conference..... Southeastern (SEC)
 System President..... Dr. Donald R. Bobbitt (Arkansas, 1980)
 Chancellor..... Dr. Charles Robinson (Houston, 1987)
 Athletics Director..... Hunter Yurachek (Guilford, 1990)
 Faculty Athletic Rep..... Paul Adams (LSU, 1992)
 Athletics Website..... ArkansasRazorbacks.com
 Athletic Department Phone..... (479) 575-6533
 Ticket Office Phone..... (479) 575-5151

BAUM-WALKER STADIUM

Home Facility..... Baum-Walker Stadium at George Cole Field
 Capacity..... 11,121 (8,237 Chairbacks)
 Largest Crowd (actual)..... 12,167 vs. Missouri State (June 6, 2015)
 Stadium Opening..... April 13, 1996
 Dedication..... May 3, 1996
 Field Dimensions..... LL - 320, LC - 375, CF - 400, RC - 365, RL - 312
 Surface..... Grass

COACHES & SUPPORT STAFF

Head Coach..... Dave Van Horn (Arkansas, 1988)
 Record at Arkansas..... 890-458 (23 seasons, .660)
 Overall Division I Record..... 1,210-614 (31 seasons, .666)
 Overall as a Head Coach..... 1,475-698 (37 seasons, .679)
 DI Postseason Appearances (Total/at Arkansas)..... 24/20
 College World Series Appearances (Total/at Arkansas)..... 9/7
 (Neb: 2001, 2002; Ark: 2004, 2009, 2012, 2015, 2018, 2019, 2022)
 Assistant Coach/Recruiting Coordinator..... Nate Thompson (Dallas Baptist, 2006)
 Assistant Coach..... Matt Hobbs (Missouri, 2002)
 Assistant Coach..... Bobby Wernes (Arkansas, 2018)
 Student Assistant Coach..... Hudson Polk (Arkansas, 2024)
 Director of Operations..... Clay Goodwin (Arkansas, 2005)
 Director of Strength & Conditioning..... Hunter Bell (Arkansas-Monticello, 2018)
 Director of Pitching Development..... Zach Barr (Arkansas, 2017)
 Director of Baseball Analytics..... DJ Baxendale (Arkansas, 2019)
 Athletic Trainer..... Corey Wood (East Carolina, 2008)
 Equipment Manager..... Mark Taylor (Ouachita Baptist, 1988)
 Strength & Conditioning Assistant..... MJ Munoz (Aurora, 2022)
 Strength & Conditioning Intern..... Alden Arrington
 Graduate Manager..... John McElroy, Matthew Schluterman
 Student Managers..... Anthony Sanchez, Crew Tidwell, Trip Wright
 Bullpen Catchers..... Ryan Cleinmark, Hayden Schnitker
 Sports Information Director..... Oliver Grigg (Tulane, 2017)
 Academics Director..... Jonathan Burgess (Central Arkansas, 2015)
 Sports Nutritionist..... Ben Tarnowski (North Dakota, 2021)
 Sport Administrator..... Kevin Trainor (Arkansas, 1994)
 Administrative Assistant..... Kelly Moore (Arkansas, 2004)

HISTORY

First Year of Arkansas Baseball..... 1897
 Years of Varsity Baseball at Arkansas..... 103
 (1897, 1901-03, 05, 08-16, 19-20, 22-29, 47-2025)
 All-Time Program Record..... 2,443-1,477-6 (.623)
 All-Time Conference Record/Years..... SEC: 497-433 (.534)/32
 SWC: 249-190 (.567)/23
 Combined: 748-623 (.545)/55
 Conference Titles/Years..... SEC Overall: 4/1999, 2004, 2021, 2023
 SEC Western Division: 9/1999, 2004, 2007, 2011, 2018, 2019, 2021, 2023, 2024
 SWC: 2/1989, 1990
 Conference Tournament Record/Years..... SEC: 40-47 (.460)/28
 SWC: 18-25 (.419)/14
 Combined: 58-72 (.446)/42
 Conference Tournament Titles/Years..... SEC: 1/2021
 SWC: 1/1985
 NCAA Postseason Appearances..... 35
 (1973, 79-80, 83, 85-90, 95-96, 98-99, 2002-15, 2017-19, 2021-24)
 NCAA Postseason Record..... 103-79 (.566)
 College World Series Appearances..... 11
 (1979, 1985, 1987, 1989, 2004, 2009, 2012, 2015, 2018, 2019, 2022)
 College World Series Record..... 18-22 (.450)
 NCAA Super Regional Appearances..... 10
 (2002, 2004, 2009, 2010, 2012, 2015, 2018, 2019, 2021, 2022)
 NCAA Super Regional Record..... 16-10 (.615)
 NCAA Regional Appearances..... 34
 NCAA Regional Record..... 69-47 (.595)
 Overall NCAA Regional Hosts...11 (1999, 2004, 2006-07, 2010, 2017-19, 2021, 2023-24)
 Best NCAA Finish..... 1979 and 2018 National Runner-Up

TEAM INFORMATION

2024 Overall Record..... 44-16
 Home..... 34-5
 Away..... 7-8
 Neutral..... 3-3
 SEC Record..... 20-10
 SEC Finish..... 1st West
 SEC Tournament..... T-7th
 Postseason..... NCAA Regional
 Lettermen Returning/Lost..... 15/17
 Position Starters (including DH) Returning/Lost..... 3/6
 Pitchers Returning/Lost..... 10/6
 Newcomers/Redshirts..... 26/1

TOP RETURNING POSITION PLAYERS

Wehiwa Aloy	INF	Jr.	.270/.355/.485, 45 R, 9 2B, 14 HR, 56 RBI, 7 SB
Kendall Diggs	OF	Sr.	.229/.346/.395, 35 R, 11 2B, 1 3B, 7 HR, 34 RBI, 4 SB
Ryder Helfrick	C	So.	.179/.320/.321, 18 R, 3 2B, 3 HR, 8 RBI, 1 SB
Nolan Souza	INF	So.	.255/.366/.509, 21 R, 7 2B, 7 HR, 28 RBI, 3 SB

TOP RETURNING PITCHERS

Colin Fisher	LHP	So.	6-1, 2.67 ERA, 27.0 IP, 27 SO, 1.30 WHIP
Christian Foutch	RHP	Jr.	1-0, 0.81 ERA, 22.1 IP, 20 SO, 1 SV, 1.43 WHIP
Gabe Gaekle	RHP	So.	3-3, 2.32 ERA, 42.2 IP, 57 SO, 7 SV, 1.10 WHIP
Will McEntire	RHP	R-Sr.	5-0, 4.83 ERA, 54.0 IP, 65 SO, 4 SV, 1.37 WHIP
Gage Wood	RHP	Jr.	3-2, 4.46 ERA, 40.1 IP, 56 SO, 2 SV, 1.36 WHIP

TOP NEWCOMERS

Kuhio Aloy	INF/OF	So.	Wailuku, Hawai'i (BYU)
Landon Beidelschies	LHP	Jr.	Canfield, Ohio (Ohio State)
Brenton Clark	OF	Fr.	Texarkana, Texas (Pleasant Grove HS)
Charles Davalan	OF	Jr.	Montreal, Quebec, Canada (FGCU)
Cole Gibling	LHP	Fr.	Blue Springs, Mo. (Blue Springs HS)
Brent Iredale	INF	Jr.	Sydney, New South Wales, Australia (New Mexico JC)
Aiden Jimenez	RHP	R-So.	Elk Grove, Calif. (Oregon State)
Cam Kozeal	INF	So.	Omaha, Neb. (Vanderbilt)
Logan Maxwell	OF	Sr.	Lima, Ohio (TCU)
Rocco Peppi	INF/OF	R-Sr.	Huntington Beach, Calif. (Fresno State)
Zach Root	LHP	Jr.	Fort Myers, Fla. (East Carolina)
Justin Thomas Jr.	OF	Jr.	Savannah, Ga. (Florida SouthWestern State)
Carson Wiggins	RHP	Fr.	Roland, Okla. (Roland HS)



Arkansas right-hander Gabe Gaekle enters 2025 as a consensus preseason All-American and as Baseball America's preseason SEC Pitcher of the Year after his historic freshman campaign.



Baseball America

Feb. 24

1. Texas A&M
2. Tennessee
3. LSU
- 4. Arkansas**
5. Florida State
6. Florida
7. Clemson
8. Virginia
9. North Carolina
10. Georgia
11. Oregon State
12. Texas
13. Vanderbilt
14. Wake Forest
15. Mississippi State
16. Oklahoma State
17. Duke
18. Dallas Baptist
19. Oregon
20. UC Irvine
21. UC Santa Barbara
22. NC State
23. Kentucky
24. TCU
25. Alabama

D1Baseball

Feb. 24

1. Texas A&M
2. LSU
3. Tennessee
- 4. Arkansas**
5. North Carolina
6. Georgia
7. Florida State
8. Florida
9. Oregon State
10. Virginia
11. Oregon
12. Wake Forest
13. Clemson
14. Vanderbilt
15. Texas
16. Oklahoma
17. Duke
18. Mississippi State
19. Dallas Baptist
20. UC Santa Barbara
21. Troy
22. Southern Miss
23. Cincinnati
24. Ole Mis
25. TCU

Perfect Game

Feb. 24

1. Texas A&M
2. LSU
3. Georgia
4. Tennessee
5. Florida State
6. Texas
7. Clemson
8. North Carolina
9. Virginia
10. Florida
- 11. Arkansas**
12. Oklahoma
13. Oregon State
14. Vanderbilt
15. Oregon
16. Wake Forest
17. Dallas Baptist
18. Duke
19. TCU
20. Coastal Carolina
21. West Virginia
22. UC Santa Barbara
23. Stanford
24. Arizona
25. Auburn

USA Today Coaches

Feb. 24

1. Tennessee
2. Texas A&M
3. LSU
- 4. Arkansas**
5. Florida State
6. North Carolina
7. Florida
8. Georgia
9. Clemson
10. Oregon State
11. Virginia
12. Vanderbilt
13. Wake Forest
14. Texas
15. Oregon
16. Mississippi State
17. Oklahoma
18. Dallas Baptist
19. UC Santa Barbara
20. Alabama
21. Duke
22. TCU
23. Southern Miss
24. Troy
25. Oklahoma State

NCBWA

Feb. 24

1. Texas A&M
2. Tennessee
3. LSU
- 4. Arkansas**
5. North Carolina
6. Florida State
7. Florida
8. Oregon State
9. Georgia
10. Clemson
11. Wake Forest
12. Oregon
13. Virginia
14. Vanderbilt
15. Texas
16. Mississippi State
17. Dallas Baptist
18. UC Santa Barbara
19. TCU
20. Troy
21. Southern Miss
22. West Virginia
23. Michigan State
24. NC State
25. Duke

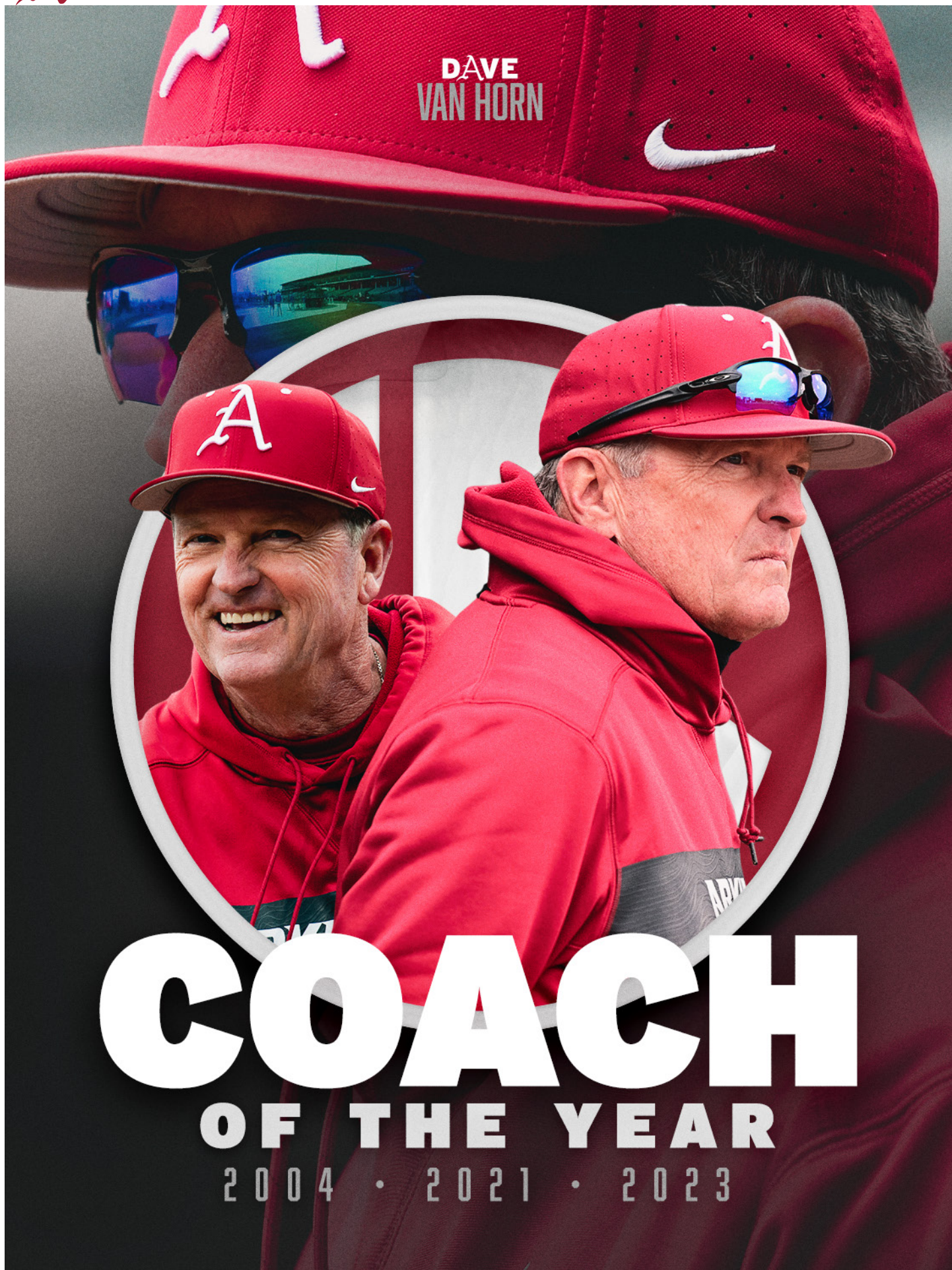
ARKANSAS IN THE POLLS

	BA	D1Baseball	Perfect Game	USA Today	NCBWA
Preseason	4	5	13	5	5
Feb. 17	4	5	12	5	4
Feb. 24	4	4	11	4	4
Mar. 3					
Mar. 10					
Mar. 17					
Mar. 24					
Mar. 31					
April 7					
April 14					
April 21					
April 28					
May 5					
May 12					
May 19					
May 26					
June 3					
Final	--	--	--	--	--

BA - Baseball America
 D1 - D1Baseball
 PG - Perfect Game
 USA Today - USA Today Coaches Poll
 NCBWA - National Collegiate Baseball Writers Association



||| HEAD COACH DAVE VAN HORN



COACH

OF THE YEAR

2004 • 2021 • 2023



PERSONAL

Born: Sept. 17, 1960
 Hometown: Kansas City, Mo.
 Alma Mater: Arkansas (1988)
 Masters of Science: East Texas State (1992)
 Wife: Karen
 Children: Hollan, Mariel
 Named Head Coach at Arkansas: June 21, 2002

PLAYING HISTORY

1982-84 Atlanta Braves Organization
 1982 Arkansas
 1980-81 McLennan Community College

MLB DRAFT HISTORY

1982 MLB Draft: 10th Round (Atlanta Braves)
 1981 MLB Draft: 10th Round (Chicago White Sox)

COACHING HONORS

2023 SEC Coach of the Year
 2021 SEC Coach of the Year
 2004 SEC Coach of the Year
 2001 Baseball America National Coach of the Year
 2001 BIG 12 Coach of the Year
 2001 ABCA Midwest Region Coach of the Year
 2000 ABCA Midwest Region Coach of the Year
 1997 Southland Coach of the Year
 1995 Southland Coach of the Year
 1994 NCAA Division II Coach of the Year
 1994 ABCA Central Region Coach of the Year

HALL OF FAME

2024 University of Arkansas Sports Hall of Honor
 2019 Arkansas Sports Hall of Fame
 2013 Winnetonka High School Hall of Fame
 2012 Ban Johnson League Hall of Fame
 2001 Central Missouri State Hall of Fame

Dave Van Horn, the three-time SEC Coach of the Year, has elevated Arkansas into one of the nation's premier college baseball programs ever since returning to his alma mater to take over for legendary head baseball coach Norm DeBriyn.

In his 23rd season as head coach in 2025, Van Horn, the second-winningest coach in Arkansas baseball history, has led the Razorbacks to seven College World Series appearances, including a runner-up finish (2018) and four top five finishes (2009, 2012, 2018, 2022), 20 NCAA Tournament berths, three SEC overall titles, eight SEC Western Division championships, one SEC Tournament title and 890 overall wins, including 353 SEC victories.

Van Horn, whose 1,475 career wins are second most among all active Division I head coaches, is one of only five head coaches in college baseball history with 300 or more SEC wins in their career. Year in and year out, Van Horn, the 23rd coach in NCAA history to win 1,200 games at the Division I level, has produced nationally competitive teams and developed elite-level student-athletes on and off the field, including two Golden Spikes Award and Dick Howser Trophy winners in outfielder Andrew Benintendi (2015) and pitcher Kevin Kopps (2021), as well as countless All-Americans, all-SEC performers and professional baseball players.

Under Van Horn's guidance, the Razorbacks boast 35 All-America honorees, 52 All-SEC selections and 144 Major League Baseball draft picks – and counting.

HOGS VS. 2025 OPPONENTS UNDER DVH				
	W-L	Home	Away	Neutral
Arkansas State	4-0	4-0	0-0	0-0
Charlotte	2-2	1-0	0-1	1-1
Florida	31-24	15-6	10-14	6-4
Georgia	24-20	14-7	9-11	1-2
Grambling	12-0	11-0	0-0	1-0
Kansas State	4-4	3-1	0-2	1-1
Little Rock	5-2	5-2	0-0	0-0
LSU	30-44	17-16	11-19	2-9
Michigan	2-0	0-0	0-0	2-0
Missouri	17-4	10-2	7-2	0-0
Missouri State	21-11	13-8	8-3	0-0
Ole Miss	37-43	17-19	13-17	7-7
Oral Roberts	17-6	11-3	5-3	1-0
Portland	0-0	0-0	0-0	0-0
South Carolina	32-23	14-10	14-10	4-4
Texas	8-5	2-0	2-3	4-2
Texas A&M	23-17	13-5	8-11	2-1
TCU	5-3	2-2	0-0	3-1
Tennessee	30-14	15-5	12-8	3-1
UAPB	6-0	5-0	0-0	6-0
UCA	5-0	3-0	0-0	1-0
ULM	6-1	5-1	0-0	1-0
Vanderbilt	22-26	13-10	8-12	1-4
Washington State	10-1	9-1	0-0	1-0

VAN HORN'S CAREER NUMBERS

Year	School	Record	Pct.	Conf.	Place	Conf. Tourn.	NCAA
1989	Texarkana CC	39-18	.684	N/A	N/A	N/A	--
1990	Texarkana CC	44-14	.759	N/A	N/A	N/A	--
1991	Texarkana CC	45-12	.789	N/A	N/A	N/A	--
1992	Texarkana CC	48-10	.827	N/A	1st	N/A	--
1993	Texarkana CC	38-18	.678	N/A	N/A	N/A	--
	<i>Total</i>	<i>214-72</i>	<i>.748</i>	--	--	--	--
1994	Central Missouri St.	51-11	.823	15-1	1st (Div.)	1st (4-1)	NCAA DII Champs
	<i>Total</i>	<i>51-11</i>	<i>.823</i>	<i>15-1</i>	--	<i>1 (4-1)</i>	--
1995	Northwestern St.	37-15	.711	19-5	1st	DNP (0-2)	--
1996	Northwestern St.	34-27	.557	14-16	2nd (Div.)	2nd (3-2)	--
1997	Northwestern St.	35-23	.603	19-9	1st	DNP (0-2)	--
	<i>Total</i>	<i>106-65</i>	<i>.620</i>	<i>52-30</i>	--	<i>3 (3-6)</i>	--
1998	Nebraska	24-20	.545	10-13	7th	DNQ	DNQ
1999	Nebraska	42-18	.700	16-9	5th	1st (4-0)	NCAA (1-2)
2000	Nebraska	51-17	.750	21-9	2nd	1st (5-1)	NCAA (4-2)
2001	Nebraska	50-16	.758	20-8	1st	1st (4-0)	CWS (5-2)
2002	Nebraska	47-21	.691	16-11	2nd	2nd (3-1)	CWS (5-3)
	<i>Total</i>	<i>214-92</i>	<i>.699</i>	<i>67-39</i>	--	<i>4 (16-2)</i>	<i>4 (15-9)</i>
2003	Arkansas	35-22	.612	14-16	6th West	T-7th (0-2)	NCAA (1-2)
2004	Arkansas	45-24	.652	19-11	T-1st Overall	4th (2-2)	CWS (6-3)
2005	Arkansas	39-22	.636	13-17	T-5th West	T-7th (0-2)	NCAA (2-2)
2006	Arkansas	39-21	.650	18-12	2nd West	T-7th (0-2)	NCAA (1-2)
2007	Arkansas	43-21	.672	18-12	1st West	2nd (3-1)	NCAA (2-2)
2008	Arkansas	34-24	.586	14-15	4th West	DNQ	NCAA (0-2)
2009	Arkansas	41-24	.631	14-15	4th West	4th (2-2)	CWS (7-2)
2010	Arkansas	43-21	.672	18-12	2nd West	T-7th (0-2)	NCAA (3-3)
2011	Arkansas	40-22	.645	15-15	1st West	T-3rd (2-2)	NCAA (2-2)
2012	Arkansas	46-22	.676	16-14	T-2nd West	T-9th (0-2)	CWS (7-3)
2013	Arkansas	39-22	.639	18-11	2nd West	T-3rd (2-1)	NCAA (2-2)
2014	Arkansas	40-25	.615	16-14	4th West	T-3rd (3-2)	NCAA (2-2)
2015	Arkansas	40-25	.615	17-12	3rd West	T-5th (2-2)	CWS (5-3)
2016	Arkansas	26-29	.473	7-23	7th West	DNQ	DNQ
2017	Arkansas	45-19	.703	18-11	2nd West	2nd (3-2)	NCAA (3-2)
2018	Arkansas	48-21	.696	18-12	T-1st West	T-3rd (2-1)	CWS Runner-Up (9-3)
2019	Arkansas	46-20	.697	20-10	T-1st West	T-5th (1-2)	CWS (5-3)
2020	Arkansas	11-5	.688	0-0	--	--	--
2021	Arkansas	50-13	.794	22-8	1st Overall	1st (4-0)	NCAA (4-3)
2022	Arkansas	46-21	.687	18-12	2nd West	T-7th (0-2)	CWS (8-3)
2023	Arkansas	43-18	.705	20-10	T-1st Overall	T-3rd (2-1)	NCAA (2-2)
2024	Arkansas	44-16	.733	20-10	1st West	T-7th (0-2)	NCAA (1-2)
2025	Arkansas	7-1	.875	0-0	--	--	--
	<i>Total</i>	<i>890-458</i>	<i>.660</i>	<i>353-272</i>	--	<i>19 (28-32)</i>	<i>20 (72-48)</i>
	<i>Career Totals</i>	<i>1,475-698</i>	<i>.679</i>	<i>487-342</i>	--	<i>51-41 (.554)</i>	<i>87-57 (.604)</i>


A ||| THE ARKANSAS RAZORBACKS



1
ROCCO PEPPi
R-Sr. • 5-10 • 195 • R/R
INF/OF • Huntington Beach, Calif.




3
NOLAN SOUZA
So. • 6-3 • 215 • L/R
INF • Honolulu, Hawai'i




4
JUSTIN THOMAS JR.
Jr. • 5-11 • 195 • R/R
OF • Savannah, Ga.



5
KENDALL DIGGS
Sr. • 6-0 • 210 • L/R
OF • Olathe, Kan.



6
GABE FRASER
Fr. • 6-2 • 190 • L/R
INF • Huntington Beach, Calif.



8
CAM KOZEAL
So. • 5-10 • 200 • L/R
INF • Omaha, Neb.



9
WEHIWA ALOY
Jr. • 6-2 • 200 • R/R
INF • Wailuku, Hawai'i



10
BRENT IREDALE
Jr. • 6-3 • 200 • R/R
INF • Sydney, Australia



12
ELLIOTT PETERSON
Jr. • 6-0 • 190 • R/R
C • Omaha, Neb.



13
STEELE EAVES
Fr. • 6-0 • 210 • R/R
RHP • Lonoke, Ark.



14
GAGE WOOD
Jr. • 6-0 • 205 • R/R
RHP • Batesville, Ark.



16
AIDEN JIMENEZ
R-So. • 6-3 • 215 • R/R
RHP • Elk Grove, Calif.



17
ZANE BECKER
Fr. • 5-11 • 200 • R/R
C • Flower Mound, Texas



18
REESE ROBINETT
R-So. • 6-3 • 220 • L/R
INF • Kennett, Mo.



19
CARSON WILLIS
Fr. • 5-11 • 195 • R/R
C • Rogers, Ark.




20
GABE GAECKLE
So. • 6-0 • 190 • R/R
RHP • Aptos, Calif.



21
BRENTON CLARK
Fr. • 5-11 • 190 • L/R
OF • Texarkana, Texas



22
LOGAN MAXWELL
Sr. • 5-10 • 195 • L/L
OF • Lima, Ohio



24
CHARLES DAVALAN
So. • 5-9 • 190 • L/R
OF • Montreal, Canada



25
KUHIU ALOY
So. • 6-1 • 205 • R/R
INF/OF • Wailuku, Hawai'i




26
TATE MCGUIRE
So. • 6-3 • 215 • R/R
RHP • Liberty, Mo.



27
RYDER HELFRICK
So. • 6-1 • 205 • R/R
C • Discovery Bay, Calif.



28
CARSON BOLES
Sr. • 5-11 • 190 • R/R
OF • Lebanon, Tenn.



29
COLE GIBLER
Fr. • 6-2 • 205 • L/L
LHP • Blue Springs, Mo.



31
DYLAN CARTER
R-Sr. • 6-2 • 220 • R/R
RHP • Bentonville, Ark.




32
HUNTER DIETZ
R-Fr. • 6-6 • 235 • R/L
LHP • Trinity, Fla.




33
ZACH ROOT
Jr. • 6-2 • 210 • L/L
LHP • Fort Myers, Fla.




35
LONDON BEIDELSCHIES
Jr. • 6-3 • 230 • L/L
LHP • Canfield, Ohio



36
PARKER COIL
Jr. • 6-3 • 185 • R/L
LHP • Edmond, Okla.



37
LUKE WILLIAMS
Fr. • 5-11 • 185 • L/L
LHP • Owasso, Okla.



38
COLIN FISHER
So. • 6-3 • 225 • L/L
LHP • Noble, Okla.



40
BEN BYBEE
Jr. • 6-6 • 230 • R/R
RHP • Overland Park, Kan.




41
WILL MCENTIRE
R-Sr. • 6-4 • 235 • L/R
RHP • Bryant, Ark.



42
MICHAEL ANDERSON
Jr. • 6-3 • 230 • R/R
INF • Havertown, Pa.



44
CARSON WIGGINS
Fr. • 6-5 • 215 • R/R
RHP • Roland, Okla.




45
LANCE DAVIS
Fr. • 6-4 • 200 • R/R
RHP • Jonesboro, Ark.




46
CHRISTIAN FOUTCH
Jr. • 6-3 • 240 • R/R
RHP • Littleton, Colo.



48
COOPER DOSSETT
Jr. • 6-0 • 200 • R/R
RHP • Springdale, Ark.



49
JACKSON FARRELL
Fr. • 6-1 • 215 • R/R
LHP • Jenks, Okla.



50
TAG ANDREWS
Fr. • 6-0 • 190 • R/R
RHP • Maumelle, Ark.



52
TYLER HOLLAND
Fr. • 6-1 • 190 • R/R
INF/RHP • Mission Viejo, Calif.




57
ROSS FELDER
Fr. • 6-2 • 185 • R/R
RHP • Springdale, Ark.



2
DAVE VAN HORN
Head Coach
23rd Season




30
NATE THOMPSON
Assistant Coach
8th Season



47
MATT HOBBS
Assistant Coach
7th Season



7
BOBBY WERNES
Assistant Coach
5th Season



15
HUDSON POLK
Student Assistant Coach
1st Season



Director of Operations
18th Season



No.	Player	Pos.	Yr.	Ht.	Wt.	B/T	Hometown / High School / Previous School
1	Rocco Peppi	INF/OF	R-Sr.	5-10	195	R/R	Huntington Beach, Calif. / Marina HS / Long Beach State / Fresno State
3	Nolan Souza	INF	So.	6-3	215	L/R	Honolulu, Hawai'i / Punahou School
4	Justin Thomas Jr.	OF	Jr.	5-11	195	R/R	Savannah, Ga. / Benedictine Military School / Georgia / Florida SouthWestern State
5	Kendall Diggs	OF	Sr.	6-0	210	L/R	Olathe, Kan. / Saint Thomas Aquinas HS
6	Gabe Fraser	INF	Fr.	6-2	190	L/R	Huntington Beach, Calif. / Orange Lutheran HS
8	Cam Kozeal	INF	So.	5-10	200	L/R	Omaha, Neb. / Millard South HS / Vanderbilt
9	Wehiwa Aloy	INF	Jr.	6-2	200	R/R	Wailuku, Hawai'i / H.P. Baldwin HS / Sacramento State
10	Brent Iredale	INF	Jr.	6-3	200	R/R	Sydney, New South Wales, Australia / The Hill Sports HS / New Mexico JC
12	Elliott Peterson	C	Jr.	6-0	190	R/R	Omaha, Neb. / Creighton Prep / Southeast CC
13	Steele Eaves	RHP	Fr.	6-0	210	R/R	Lonoke, Ark. / Lonoke HS
14	Gage Wood	RHP	Jr.	6-0	205	R/R	Batesville, Ark. / Batesville HS
16	Aiden Jimenez	RHP	R-So.	6-3	215	R/R	Elk Grove, Calif. / Elk Grove HS / Oregon State
17	Zane Becker	C	Fr.	5-11	200	R/R	Flower Mound, Texas / Flower Mound HS
18	Reese Robinett	INF	R-So.	6-3	220	L/R	Kennett, Mo. / Kennett HS
19	Carson Willis	C	Fr.	5-11	195	R/R	Rogers, Ark. / P27 Academy
20	Gabe Gaeckle	RHP	So.	6-0	190	R/R	Aptos, Calif. / Aptos HS
21	Brenton Clark	OF	Fr.	5-11	190	L/R	Texarkana, Texas / Pleasant Grove HS
22	Logan Maxwell	OF	Sr.	5-10	195	L/L	Lima, Ohio / Shawnee HS / TCU
24	Charles Davalan	OF	So.	5-9	190	L/R	Montreal, Quebec, Canada / TNXL Academy / FGCU
25	Kuhio Aloy	INF/OF	So.	6-1	205	R/R	Wailuku, Hawai'i / H.P. Baldwin HS / BYU
26	Tate McGuire	RHP	So.	6-3	215	R/R	Liberty, Mo. / Liberty North HS
27	Ryder Helfrick	C	So.	6-1	205	R/R	Discovery Bay, Calif. / Clayton Valley Charter HS
28	Carson Boles	OF	Sr.	5-11	190	R/R	Lebanon, Tenn. / Lebanon HS / Lincoln Memorial
29	Cole Gibler	LHP	Fr.	6-2	205	L/L	Blue Springs, Mo. / Blue Springs HS
31	Dylan Carter	RHP	R-Sr.	6-2	220	R/R	Bentonville, Ark. / Bentonville West HS / Crowder
32	Hunter Dietz	LHP	R-Fr.	6-6	235	R/L	Trinity, Fla. / Calvary Christian HS
33	Zach Root	LHP	Jr.	6-2	210	L/L	Fort Myers, Fla. / Fort Myers HS / East Carolina
35	Landon Beidelschies	LHP	Jr.	6-3	230	L/L	Canfield, Ohio / Canfield HS / Ohio State
36	Parker Coil	LHP	Jr.	6-3	185	R/L	Edmond, Okla. / Edmond Memorial HS
37	Luke Williams	LHP	Fr.	5-11	185	L/L	Owasso, Okla. / Owasso HS
38	Colin Fisher	LHP	So.	6-3	225	L/L	Noble, Okla. / Noble HS
40	Ben Bybee	RHP	Jr.	6-6	230	R/R	Overland Park, Kan. / Blue Valley Southwest HS
41	Will McEntire	RHP	R-Sr.	6-4	235	L/R	Bryant, Ark. / Bryant HS
42	Michael Anderson	INF	Jr.	6-3	230	R/R	Havertown, Pa. / Monsignor Bonner HS / Rhode Island
44	Carson Wiggins	RHP	Fr.	6-5	215	R/R	Roland, Okla. / Roland HS
45	Lance Davis	RHP	Fr.	6-4	200	R/R	Jonesboro, Ark. / Valley View HS
46	Christian Foutch	RHP	Jr.	6-3	240	R/R	Littleton, Colo. / Chatfield Senior HS
48	Cooper Dossett	RHP	Jr.	6-0	200	R/R	Springdale, Ark. / Har-Ber HS
49	Jackson Farrell	LHP	Fr.	6-1	215	L/L	Jenks, Okla. / Owasso HS
50	Tag Andrews	RHP	Fr.	6-0	190	R/R	Maumelle, Ark. / Maumelle HS
52	Tyler Holland	INF/RHP	Fr.	6-1	190	R/R	Mission Viejo, Calif. / Mission Viejo HS
57	Ross Felder	RHP	Fr.	6-2	185	R/R	Springdale, Ark. / Har-Ber HS

Coaches & Support Staff

Head Coach:	2 Dave Van Horn, 23rd Season (Arkansas, 1988)
Assistant Coach:	30 Nate Thompson, 8th Season (Dallas Baptist, 2006)
Assistant Coach:	47 Matt Hobbs, 7th Season (Missouri, 2002)
Assistant Coach:	7 Bobby Wernes, 5th Season (Arkansas, 2016)
Student Assistant Coach:	15 Hudson Polk, 1st Season (Arkansas, 2024)
Director of Operations:	Clay Goodwin, 18th Season (Arkansas, 2005)
Director of Strength & Conditioning:	Hunter Bell, 3rd Season (Arkansas-Monticello, 2018)
Director of Pitching Development:	Zach Barr, 8th Season (Arkansas, 2017)
Director of Baseball Analytics:	DJ Baxendale, 6th Season (Arkansas, 2012)
Athletic Trainer:	Corey Wood, 14th Season (East Carolina, 2008)
Equipment Manager:	Mark Taylor, 34th Season (Ouachita Baptist, 1988)
Strength & Conditioning Assistant:	MJ Munoz, 2nd Season (Aurora, 2022)
Strength & Conditioning Intern:	Alden Arrington
Graduate Manager:	John McElroy (Arkansas, 2023), Matthew Schluterman (Arkansas, 2024)
Student Managers:	Anthony Sanchez, Crew Tidwell, Trip Wright
Bullpen Catchers:	Ryan Cleinmark, Hayden Schnitker
Communications Director:	Oliver Grigg, 5th Season (Tulane, 2017)
Academics Director:	Jonathan Burgess, 4th Season (Central Arkansas, 2015)
Sports Nutritionist:	Ben Tarnowski, 2nd Season (North Dakota, 2021)
Sport Administrator:	Kevin Trainor, 15th Season (Arkansas, 1994)
Administrative Assistant:	Kelly Moore, 22nd Season (Arkansas, 2004)

Pronunciation Guide

Kuhio Aloy	koo-hee-oh ah-loy
Wehiwa Aloy	veh-hee-vuh ah-loy
Landon Beidelschies	bi-dull-shees
Charles Davalan	dah-vuh-lawn
Hunter Dietz	deets
Cooper Dossett	dah-sit
Gabe Gaeckle	gack-uhl
Brent Iredale	eye-err-dale
Cam Kozeal	koe-zhul
Nolan Souza	sue-zuh
Bobby Wernes	wer-niss



THE STARTERS

#27 RYDER HELFRICK C SO. .250/.407/.550

Has played in eight games with seven starts at catcher ... Slashing .502/.407/.550 with a home run and six RBI ... As a true freshman in 2024, played in 31 games with 26 starts (15 at catcher, 11 as designated hitter) as a true freshman ... Slashed .179/.320/.321 with three home runs and eight RBI on the year ... Scored 18 runs ... Totaled 15 hits, including three doubles ... Drew 14 walks and was hit by four pitches ... Season-long seven-game hitting streak and 12-game reached base streak ... Defensively, posted a .994 fielding percentage with one error in 167 total chances ... Threw out 5-of-11 base stealers (45.5%) ... In SEC play, slashed .250/.318/.450 with two homers and four RBI in 14 games with 12 starts.

#1 ROCCO PEPPI 1B R-SR. .188/.381/.250

Has played in six games with six starts (five at first base, one in right field) ... Fresno State transfer ... As a redshirt junior at Fresno State in 2024, played in 56 games with 53 starts ... Slashed .327/.392/.602 with a team-leading 14 homers and 56 RBI ... Totaled 69 hits, including 16 doubles ... Hit by a team-leading 20 pitches ... Recorded a team-high seven sacrifice flies ... 6-of-9 on stolen base attempts ... Defensively, posted a perfect 1.000 fielding percentage in 61 total chances with four outfield assists ... In conference play, slashed .304/.388/.626 with a team-leading 10 homers and 29 RBI in 29 games.

#3 NOLAN SOUZA 2B SO. .059/.200/.059

Has played in six games with five starts (all at second base) ... As a true freshman in 2024, earned Freshman All-SEC honors ... Played in 40 games with 31 starts (17 as designated hitter, eight at second base, six at third base) as a true freshman ... Slashed .255/.366/.509 with seven homers and 28 RBI ... Scored 21 runs on the year ... Totaled 28 hits, including seven doubles ... Drew 18 walks ... 2-for-2 on stolen base attempts ... Recorded seven multi-hit games, including three three-hit games, and nine multi-RBI games ... Had a season-long six-game hitting streak and 11-game reached base streak ... Defensively, posted a perfect 1.000 fielding percentage in 25 total chances.

#10 BRENT IREDALE 3B JR. .400/.568/.720

Has started all eight games at third base ... Slashing .400/.568/.720 with two home runs and a team-leading 10 RBI ... Only one of four Razorbacks since 2003 (Dave Van Horn's first season as head coach) to drive in nine or more runs on Opening Weekend ... Hit two homers against Washington State (Feb. 15) ... Spent two seasons at New Mexico JC (2023-24) ... Native of Sydney, Australia ... First native-born Australian student-athlete in Arkansas baseball history ... As a sophomore at New Mexico JC in 2024, was an NJCAA All-American ... First back-to-back Western Junior College Athletic Conference MVP in the conference's history after slashing a team-leading .441/.576/1.000 with a team-high 25 home runs and 78 RBI in 58 games ... Tallied a team-leading 83 hits, including 22 doubles and four triples.

#9 WEHIWA ALOY SS JR. .393/.541/.750

Has started all eight games at shortstop ... Slashing .393/.541/.750 with a team-leading three home runs and seven RBI ... Team leader in hits (11) ... Homered in the same inning as his younger brother, Kuhio, vs. Kansas State (Feb. 22) in the Amegy Bank College Baseball Series at Globe Life Field in Arlington, Texas ... Named SEC Player of the Week (Feb. 24) for first time in his career after powering the Razorback offense through its trip to Globe Life Field ... All-SEC honoree as a sophomore in 2024 ... Started all 60 games at shortstop, the only Razorback to start every game during the campaign ... Slashed .270/.355/.485 with a team-leading 14 homers and a team-high 56 RBI ... Scored a team-leading 45 runs on the year ... Totaled 64 base hits, including nine doubles ... Recorded 15 multi-hit games and finished tied for the team lead in multi-RBI games with 11 ... Logged a season-long hitting streak of 14 games and a team-leading 31-game reached base streak ... Finished as the team leader in stolen bases (7-for-7) ... In SEC play, slashed .258/.341/.492 with a team-leading eight homers and 21 RBI in 30 games.

#4 JUSTIN THOMAS JR. LF JR. .300/.533/.500

Has started all eight games (four in left field, three in center field) ... Slashing .300/.533/.500 with one home run, two RBI and a team-leading nine walks ... Three multi-walk games on the season, including one three-walk game against Washington State (Feb. 17) ... Team leader in stolen bases (2) ... Spent one season at Florida SouthWestern State (2024) ... As a sophomore in 2024, slashed .393/.514/.699 with 14 homers and 49 RBI in 58 games ... Team-leading 86 runs ... Had 86 hits, including 21 doubles and two triples ... Drew 44 walks ... 35-of-42 (83.3%) on stolen base attempts ... Began career at Georgia (2023).

#24 CHARLES DAVALAN CF SO. .258/.378/.323

Has started all eight games (four in center field, four in left) ... Slashing .258/.378/.323 with two doubles and seven RBI ... FGCU transfer ... Native of Montreal, Quebec, Canada ... As a true freshman at FGCU in 2024, slashed .288/.413/.514 with 10 home runs and 37 RBI in 56 games ... Scored a team-leading 66 runs on the year ... Totaled 64 hits, including 16 doubles and two triples ... Drew 28 walks and was hit by 20 pitches ... 13-for-18 on stolen base attempts ... Credited with a team-leading five sacrifice hits.

#5 KENDALL DIGGS RF SR. .235/.316/.353

Has played in five games with five starts (all in right field) ... As a junior in 2024, one of the Hogs' three team captains ... Played in 55 games with 54 starts (53 in right field, one as designated hitter) ... Slashed .229/.346/.395 with seven homers and 34 RBI through an injury-plagued year ... Scored 35 runs ... Totaled 47 hits, including 11 doubles and one triple ... Finished fourth on the Hogs in RBI (34) and fifth in runs scored (35) ... Drew 34 walks, good for third most on the team ... As a sophomore in 2023, earned All-SEC honors at designated hitter/utility after slashing .299/.436/.547 with 12 home runs and a team-high 63 RBI in 58 games ... Finished as the team leader in RBI (63) ... Scored 51 runs, tied for second most on the Hogs ... Racked up the team's second-most hits (60), including 12 doubles and 1 triple.

#22 LOGAN MAXWELL DH SR. .235/.391/.235

Has played in five games with five starts (four as designated hitter, one in right field) ... TCU transfer ... As a junior at TCU in 2024, earned All-Big 12 honors ... Started all 46 games played in (23 in left field, 23 as designated hitter) ... Slashed .335/.447/.482 with three home runs and 35 RBI ... Scored 30 runs on the year ... Tallied 57 hits, including a team-leading 12 doubles and two triples ... Drew 30 walks and was hit by six pitches ... 10-for-12 on stolen base attempts ... Racked up 14 multi-hit games and five multi-RBI performances ... Defensively, posted a perfect 1.000 fielding percentage in 33 total chances ... In Big 12 play, slashed .327/.443/.515 with six doubles, two triples, three home runs and 17 RBI.

THE BENCH

#6 GABE FRASER INF FR.

Has played in three games with one start, making collegiate debut as a pinch runner against Washington State (Feb. 15) ... Made his first career start at second base vs. #22 TCU (Feb. 22) in the Amegy Bank College Baseball Series at Globe Life Field in Arlington, Texas ... Attended Orange Lutheran High School in Orange, Calif. ... Ranked by Perfect Game as the No. 144 overall prospect and the No. 37 shortstop in the class of 2024 ... No. 19 overall prospect and No. 3 shortstop in California by Perfect Game ... Father, Joe, played for legendary head coach Augie Garrido at Cal State Fullerton and was a member of the national championship-winning 1995 Titans squad, the first No. 1 seed to win the College World Series, before being selected by the Minnesota Twins in the 27th round of the 1995 MLB Draft.

#8 CAM KOZEAL INF SO.

Has played in five games with four starts (two at first base, two at second base) ... Slashing .278/.278/.444 with a team-leading three doubles ... Vanderbilt transfer ... Played in 43 games with 35 starts as a true freshman in 2024 ... Slashed .284/.349/.439 with five homers and 28 RBI ... Totaled 42 hits, including eight doubles ... In SEC play, slashed .261/.307/.449 with three home runs and 11 RBI over 19 games (17 starts) ... Prior to Vanderbilt, attended Millard South High School in Omaha, Neb. ... 2023 Nebraska Gatorade Player of the Year.

#17 ZANE BECKER C FR.

Has played in five games with one start at catcher ... Made his first collegiate start against Washington State (Feb. 15), collecting a pair of doubles and driving in a run ... Attended Flower Mound High School in Flower Mound, Texas ... Ranked by Perfect Game as the No. 386 overall prospect and the No. 41 catcher in the class of 2024 ... No. 34 overall prospect and No. 4 catcher in Texas by Perfect Game.

#18 REESE ROBINETT INF R-SO.

Has played in three games ... Drew a walk against Washington State (Feb. 17) ... Redshirted in 2024 ... As a true freshman in 2023, played in 14 games with five starts (three at first base, two at third base) ... Slashed .240/.269/.480 (6-for-25) with two homers and seven RBI ... Made his SEC debut as a pinch hitter at #1 LSU (March 24, 2023) and hit a three-run homer.

#25 KUHIO ALOY INF/OF SO.

Younger brother of INF Wehiwa Aloy ... Has played in five games with four starts (all as designated hitter) ... Slashing a team-leading .563/.650/1.313 with two doubles, a team-leading three home runs and nine RBI ... In his Razorback debut against Washington State (Feb. 14), went 2-for-3 with a double, home run and three RBI ... Homered in the same inning as his brother, Wehiwa, vs. Kansas State (Feb. 21) in the Amegy Bank College Baseball Series at Globe Life Field in Arlington, Texas ... Hit a pinch-hit two-run double vs. #22 TCU (Feb. 22) in the Amegy Bank College Baseball Series at Globe Life Field in Arlington, Texas ... Career-high four hits against Grambling (Feb. 25) ... BYU transfer ... As a true freshman in 2024, earned Big 12 All-Freshman honors after slashing .269/.329/.447 with eight homers and 38 RBI in 52 games.

#28 CARSON BOLES OF SR.

Has played in four games with one start in right field ... 3-for-5 with a double, two RBI and a walk this season ... Spent three seasons at Lincoln Memorial (2022-24) ... Named a unanimous first-team Division II All-American as a junior in 2024 after slashing .475/.572/.863 with 15 homers and 68 RBI ... Tallied a team-leading 87 hits, including 24 doubles and one triple ... Third in Division II in batting average (.475) and doubles (24).

#42 MICHAEL ANDERSON INF JR.

Has played in one game with one start at first base ... Rhode Island transfer ... As a sophomore in 2024, was a team captain and played in 47 games with 45 starts ... Slashed .252/.411/.574 with 13 home runs, second most on the team, and a team-leading 41 RBI ... In 2023, earned Freshman All-America honors from Collegiate Baseball after starting all 52 games and slashing .316/.396/.555 with 10 homers and 43 RBI.



ON THE MOUND



FRIDAY

#20 RHP GABE GAECKLE

SO.

0-0, 1.69 ERA, 10.2 IP, 5 BB, 9 SO

Last Start: Feb. 21, vs. Kansas State (Amegy Bank College Baseball Series), 5.2 IP, 5 H, 2 R, 2 ER, 4 BB, 2 SO

Two starts this season ... Made his first career start on the mound on Opening Day in game one of the doubleheader against Washington State (Feb. 14), firing five shutout innings with seven strikeouts ... Sixth sophomore to start on the mound for the Razorbacks on Opening Day and fifth sophomore to start the home opener on Opening Day in the Dave Van Horn era (2003-pres.) ... Second start of the year came against Kansas State (Feb. 22) in the Amegy Bank College Baseball Series at Globe Life Field in Arlington, Texas, striking out two over 5.2 innings of two-run ball ... Entered the 2025 campaign as a consensus preseason All-American ... Earned preseason first-team All-SEC recognition from the league's 16 head coaches ... As a true freshman in 2024, Unanimous first-team Freshman All-American ... Freshman All-SEC honoree ... Became the 28th Freshman All-American in program history after emerging as the Razorbacks' most dependable bullpen arm as a true freshman ... Made 22 appearances on the mound (all in relief) ... Went 3-3 with a 2.32 ERA and a team-leading seven saves in 42.2 innings of work ... Struck out 57 on the year ... Limited opposing hitters to a .167 batting average ... Recorded at least one strikeout in 20 of his 22 appearances on the year ... Only 1-of-19 inherited runners scored ... Became the fifth Arkansas freshman pitcher since 2003 to record five or more saves in a season, along with RHP Gage Wood (5, 2023), RHP Brady Tygart (8, 2022), RHP Nolan Sanburn (8, 2011) and RHP DJ Baxendale (7, 2010) ... In SEC play, posted a 2-1 record with a 1.59 ERA and three saves in 22.2 innings over 12 appearances ... Recorded 26 strikeouts ... Held opposing hitters to a .160 batting average ... Member of an Arkansas pitching staff that set a school record with 706 strikeouts in 2024 ... Following the season, earned an invite to the USA Baseball Collegiate National Team Training Camp and made the International Friendship Series roster that represented Team USA in a five-game series against Chinese Taipei ... Became the 23rd Razorback since 1979 to play for the USA Baseball Collegiate National Team.

PITCHER BREAKDOWN

	W-L-S	ERA	IP	H	R	ER	BB	SO
Starters	3-0-0	2.02	35.2	19	9	8	12	49
Relievers	4-1-3	2.59	31.1	31	12	9	10	22


THE HOG PEN

Pitcher	Last App.	IP	H	R	ER	BB	SO	HR	RI/S	---- Season Totals ----		
										RI/S	SV	Ret./1BF (BB)
Landon Beidelschies	TCU (2/22)	2.2	1	0	0	1	0	0	0/0	0/0	0	1/1 (0)
Ben Bybee	WSU (2/17)	1.0	2	1	1	0	0	0	0/0	0/0	0	0/1 (0)
Dylan Carter	MICH (2/23)	2.0	3	0	0	1	1	0	0/0	0/0	0	0/2 (0)
Parker Coil	MICH (2/23)	1.2	3	2	0	0	1	0	2/1	3/1	0	3/4 (0)
Steele Eaves	GRAM (2/25)	1.0	1	1	1	0	2	0	0/0	0/0	0	0/1 (0)
Colin Fisher	GRAM (2/25)	1.0	0	0	0	0	1	0	0/0	0/0	0	2/2 (0)
Christian Foutch	TCU (2/22)	1.1	1	0	0	2	1	0	0/0	0/0	1	1/2 (0)
Cole Gibler	MICH (2/23)	1.0	0	0	0	1	3	0	0/0	0/0	0	2/2 (0)
Aiden Jimenez	GRAM (2/25)	1.0	2	1	1	1	1	0	0/0	0/0	0	2/2 (0)
Will McEntire	MICH (2/23)	1.0	2	2	2	1	0	2	0/0	0/0	0	1/3 (0)
Tate McGuire	MICH (2/23)	0.1	0	0	0	0	0	0	2/0	3/0	1	3/3 (0)
Carson Wiggins	GRAM (2/25)	1.0	0	0	0	0	1	0	0/0	0/0	1	2/3 (0)
TEAM TOTALS									6/1	3		17/26 (0)

Bullpen Notes: The Razorbacks are 3-for-3 in save opportunities this season ... **RHP Carson Wiggins** (1 save) recorded Arkansas' first save of the year against Washington State (Feb. 15), tossing a scoreless inning with one strikeout and collecting his first career save in the process ... **RHP Christian Foutch** (1 save) secured Arkansas' second save and first multi-inning save of the season vs. #22 TCU (Feb. 22) in the Amegy Bank College Baseball Series at Globe Life Field in Arlington, Texas ... **RHP Tate McGuire** (1 save) recorded a one-out save vs. Michigan (Feb. 23) in the Amegy Bank College Baseball Series at Globe Life Field in Arlington, Texas, notching Arkansas' third save of the season as well as his first career save in the process.



Christian Foutch, named to the preseason watch list for the NCBWA Stopper of the Year Award, posted a 1-0 record with a 0.81 ERA, 20 strikeouts and one save over 22.1 innings in 2024.



Will McEntire made a team-high 30 appearances in 2024, going 5-0, 4.83 ERA and 65 strikeouts in 54.0 innings. He logged four saves, including two of the multi-inning variety.



Parker Coil made 16 relief appearances on the mound during his sophomore campaign in 2024, recording a 7.23 ERA with 23 strikeouts over 18.2 innings of work on the year.



RECORD RUNDOWN

Overall.....	7-1
vs. top-5 teams.....	0-0
vs. top-10 teams.....	0-0
vs. top-25 teams.....	1-0
vs. unranked teams.....	6-1
At home.....	5-0
On the road.....	0-0
At neutral sites.....	2-1
In day games.....	6-0
In night games.....	1-1
In extra innings.....	1-0
In white uniforms.....	2-1
In cardinal uniforms.....	3-0
In cream uniforms.....	0-0
In grey uniforms.....	1-0
In pinstripe uniforms.....	1-0
vs. teams over .500.....	3-0
vs. teams .500 or worse.....	3-1
vs. right-handed starter.....	4-0
vs. left-handed starter.....	3-1
vs. both-handed starter.....	0-0
When starter receives decision.....	3-0
When reliever receives decision.....	4-1
When starter goes 5+ innings.....	5-1
When starter goes less than 5 innings.....	2-0
When scoring first.....	4-0
When scoring in 1st inning.....	2-0
When opponent scores first.....	3-1
When leading after 6 innings.....	5-0
When trailing after 6 innings.....	1-0
When tied after 6 innings.....	1-1
When leading after 7 innings.....	3-0
When trailing after 7 innings.....	0-1
When tied after 7 innings.....	1-0
When leading after 8 innings.....	3-0
When trailing after 8 innings.....	0-1
When tied after 8 innings.....	1-0
In one-run games.....	2-1
In two-run games.....	1-0
In five-run or more games.....	3-0
In run-rule games.....	5-0
Weekend series W-L-T.....	1-0-0
Weekend series sweeps/times swept.....	0/0
When scoring 10+ runs.....	3-0
Shutouts/times shut out.....	0/0
When opponent scores 5 runs or less.....	6-1
When opponent scores 6 runs or more.....	1-0
When collecting 0-3 hits.....	1-0
When collecting 4-6 hits.....	1-0
When collecting 7-9 hits.....	1-1
When collecting 10-12 hits.....	2-0
When collecting 13+ hits.....	2-0
When out-hitting opponent.....	4-0
When out-hit by opponent.....	2-1
When hits are equal.....	1-0
When hitting a home run.....	5-1
When opponent hits a home run.....	2-0
When errorless.....	4-1
When committing one error.....	0-0
When committing 2 errors.....	3-0
When committing 3+ errors.....	0-0
When opponent is errorless.....	2-0
vs. SEC opponents (all games).....	0-0
vs. non-conference opponents (all games).....	7-1
In midweek games.....	1-0
In rubber games.....	0-0
Game 1 of weekend series.....	1-0
Game 2 of weekend series.....	1-0
Game 3 of weekend series.....	1-0
Game 4 of weekend series.....	1-0
In February.....	7-1
In March.....	0-0
In April.....	0-0
In May.....	0-0
In June.....	0-0

MULTI-HIT GAMES

Name	2	3	4	5+	Total
Wehiwa Aloy	2	-	1	-	3
Kuhio Aloy	1	-	1	-	2
Brent Iredale	1	1	-	-	2
Charles Davalan	2	-	-	-	2
Cam Kozeal	1	-	-	-	1
Carson Boles	1	-	-	-	1
Rocco Peppi	1	-	-	-	1
Zane Becker	1	-	-	-	1
Justin Thomas Jr.	1	-	-	-	1
Logan Maxwell	1	-	-	-	1
TEAM	12	1	2	-	15

CAREER MULTI-HIT GAMES

Name	'22	'23	'24	'25	Total
Rocco Peppi	23	17	17	1	58
Wehiwa Aloy	-	30	15	3	48
Michael Anderson	-	18	9	-	28
Kendall Diggs	2	14	12	-	28
Logan Maxwell	3	6	14	1	24
Charles Davalan	-	-	17	2	19
Kuhio Aloy	-	-	12	1	13
Cam Kozeal	-	-	12	1	13
Nolan Souza	-	-	7	-	7
Brent Iredale	-	-	-	2	2
Zane Becker	-	-	-	1	1
Carson Boles	-	-	-	1	1
Reese Robinett	-	1	-	-	1
Justin Thomas Jr.	-	-	-	1	1

MULTI-RBI GAMES

Name	2	3	4	5+	Total
Kuhio Aloy	2	1	-	-	3
24 Charles Davalan	2	1	-	-	3
10 Brent Iredale	2	-	1	-	3
9 Wehiwa Aloy	3	-	-	-	3
27 Ryder Helfrick	-	2	-	-	2
1 Rocco Peppi	-	-	1	-	1
28 Carson Boles	1	-	-	-	1
TEAM	10	4	2	-	16

HITTING STREAKS

Name	Longest	Current
Kuhio Aloy	5	5
Brent Iredale	5	2
Charles Davalan	4	2
Kendall Diggs	4	4
Wehiwa Aloy	3	2
Cam Kozeal	3	1
Justin Thomas Jr.	3	1
Zane Becker	2	-
Carson Boles	2	2
Ryder Helfrick	2	1
Logan Maxwell	2	1
Rocco Peppi	1	1
Nolan Souza	1	-

REACHED BASE STREAKS

Name	Longest	Current
Wehiwa Aloy	8	8
Brent Iredale	8	8
Kuhio Aloy	5	5
Charles Davalan	5	2
Logan Maxwell	5	5
Kendall Diggs	4	4
Justin Thomas Jr.	4	3
Carson Boles	3	3
Cam Kozeal	3	1
Zane Becker	2	-
Ryder Helfrick	2	1
Nolan Souza	2	2
Rocco Peppi	1	1
Reese Robinett	1	-

CAREER HOME RUNS

Name	Solo	2R	3R	GS	Total
Wehiwa Aloy	18	6	4	3	31
Rocco Peppi	13	8	2	2	25
Michael Anderson	13	6	2	2	23
Kendall Diggs	9	4	7	2	22
Kuhio Aloy	6	2	2	1	11
Charles Davalan	7	2	1	-	10
Nolan Souza	4	1	1	1	7
Cam Kozeal	3	1	1	-	5
Logan Maxwell	2	3	-	-	5
Ryder Helfrick	4	-	-	-	4
Brent Iredale	2	-	-	-	2
Reese Robinett	1	-	1	-	2
Justin Thomas Jr.	2	-	-	-	2

HOME RUN BREAKDOWN

Total.....	10
at Baum-Walker Stadium.....	7
on the Road.....	0
Neutral Site.....	3
vs. RHP.....	6
vs. LHP.....	4
w/ 0 Outs.....	5
w/ 1 Out.....	2
w/ 2 Outs.....	3
Solo.....	7
Two-Run.....	2
Three-Run.....	1
Grand Slam.....	0
Leadoff.....	3
Back-To-Back.....	2
Walk-Off (Run Rule).....	1 (1)
Pinch-Hit.....	0
Before 7th Inning.....	8
7th Inning and Beyond.....	2
Current Streak of Consecutive Games with HR.....	2
Longest Streak of Consecutive Games with HR.....	4
Opponent HR Total.....	3
Last HR Given Up.....	Solo
Current Streak of No HR Allowed.....	1
Longest Stretch without HR Allowed.....	5

COMEBACKS

defined as any win when trailing after an inning

Date / Opponent	Score (Inn.)	Final
Feb. 22 / #22 TCU	0-1 (6)	W, 2-1

BLOWN LEADS

defined as any loss when leading after an inning

Date / Opponent	Score (Inn.)	Final
-----------------	--------------	-------

TEAM GAME HIGHS

Team Batting

At bats:	33	vs. Kansas State (Feb. 21 in Arlington, Texas)
	33	vs. Michigan (Feb. 23 in Arlington, Texas)
Runs scored:	14	vs. Washington State (Feb. 14)
	14	vs. Grambling (Feb. 25)
Hits:	14	vs. Grambling (Feb. 25)
RBI:	14	vs. Washington State (Feb. 14)
Doubles:	6	vs. Washington State (Feb. 14)
Triples:	1	vs. Washington State (Feb. 14)
Home runs:	3	vs. Washington State (Feb. 15)
Total bases:	24	vs. Washington State (Feb. 14)
Walks:	11	vs. Washington State (Feb. 17)
Strikeouts:	11	vs. Kansas State (Feb. 21 in Arlington, Texas)
Sac hits:	1	vs. #22 TCU (Feb. 22 in Arlington, Texas)
Sac flies:	2	vs. Washington State (Feb. 14)
	2	vs. Grambling (Feb. 25)
Stolen bases:	3	vs. Washington State (Feb. 14)
Hit by pitch:	3	vs. Washington State (Feb. 14)
	3	vs. Grambling (Feb. 25)
Caught stealing:	1	(4 times)
Runners LOB:	12	vs. Grambling (Feb. 25)
Hit into DP:	1	vs. Washington State (Feb. 14)
	1	vs. Washington State (Feb. 14)
	1	vs. Michigan (Feb. 23 in Arlington, Texas)

Fielding

Putouts:	30	vs. Washington State (Feb. 14)
Assists:	14	vs. Kansas State (Feb. 21 in Arlington, Texas)
Errors:	2	vs. Washington State (Feb. 14)
	2	vs. #22 TCU (Feb. 22 in Arlington, Texas)
	2	vs. Michigan (Feb. 23 in Arlington, Texas)
Passed balls:	1	vs. Michigan (Feb. 23 in Arlington, Texas)
DPs turned:	2	(5 times)

Pitching

Innings pitched:	10.0	vs. Washington State (Feb. 14)
Runs allowed:	6	vs. Michigan (Feb. 23 in Arlington, Texas)
Earned runs:	3	vs. Kansas State (Feb. 21 in Arlington, Texas)
	3	vs. Michigan (Feb. 23 in Arlington, Texas)
	3	vs. Grambling (Feb. 25)
Walks allowed:	5	vs. #22 TCU (Feb. 22 in Arlington, Texas)
	5	vs. Michigan (Feb. 23 in Arlington, Texas)
Strikeouts:	13	vs. Michigan (Feb. 23 in Arlington, Texas)
Hits allowed:	11	vs. Michigan (Feb. 23 in Arlington, Texas)
Doubles allowed:	3	vs. Washington State (Feb. 15)
Triples allowed:	1	vs. Washington State (Feb. 15)
Homers allowed:	2	vs. Michigan (Feb. 23 in Arlington, Texas)
Wild pitches:	3	vs. Michigan (Feb. 23 in Arlington, Texas)
Hit batters:	2	vs. Michigan (Feb. 23 in Arlington, Texas)

INDIVIDUAL GAME HIGHS

Individual Batting

At bats:	5	(5 times)
Runs scored:	3	Brent Iredale vs. Grambling (Feb. 25)
Hits:	4	Wehiwa Aloy vs. Michigan (Feb. 23 in Arlington, Texas)
	4	Kuhio Aloy vs. Grambling (Feb. 25)
RBI:	4	Brent Iredale vs. Washington State (Feb. 14)
	4	Rocco Peppi vs. Grambling (Feb. 25)
Doubles:	2	Cam Kozeal vs. Washington State (Feb. 14)
	2	Zane Becker vs. Washington State (Feb. 15)
Triples:	1	Ryder Helfrick vs. Washington State (Feb. 14)
Home runs:	2	Brent Iredale vs. Washington State (Feb. 15)
Total bases:	8	Brent Iredale vs. Washington State (Feb. 15)
	8	Wehiwa Aloy vs. Michigan (Feb. 23 in Arlington, Texas)
Walks:	3	Justin Thomas Jr. vs. Washington State (Feb. 17)
	3	Brent Iredale vs. Grambling (Feb. 25)
Strikeouts:	3	Nolan Souza vs. Washington State (Feb. 15)
	3	Nolan Souza vs. Kansas State (Feb. 21 in Arlington, Texas)
	3	Justin Thomas Jr. vs. Kansas State (Feb. 21 in Arlington, Texas)
Sac hits:	1	Cam Kozeal vs. #22 TCU (Feb. 22 in Arlington, Texas)
Sac flies:	1	(4 times)
Stolen bases:	1	(7 times)
Hit by pitch:	2	Wehiwa Aloy vs. Washington State (Feb. 14)
Caught stealing:	1	(4 times)
Runners LOB:	5	Charles Davalan vs. Grambling (Feb. 25)

Fielding

Putouts:	11	Ryder Helfrick vs. Washington State (Feb. 14)
	11	Ryder Helfrick vs. #22 TCU (Feb. 22 in Arlington, Texas)
Assists:	5	Wehiwa Aloy vs. Washington State (Feb. 14)
	5	Wehiwa Aloy vs. Kansas State (Feb. 21 in Arlington, Texas)
Errors:	2	Wehiwa Aloy vs. Michigan (Feb. 23 in Arlington, Texas)
Passed balls:	1	Zane Becker vs. Michigan (Feb. 23 in Arlington, Texas)

Pitching

Innings pitched:	5.2	Gabe Gaeckle vs. Kansas State (Feb. 21 in Arlington, Texas)
Runs allowed:	2	(4 times)
Earned runs:	2	Gage Wood vs. Washington State (Feb. 15)
	2	Gabe Gaeckle vs. Kansas State (Feb. 21 in Arlington, Texas)
	2	Will McEntire vs. Michigan (Feb. 23 in Arlington, Texas)
Walks allowed:	4	Gabe Gaeckle vs. Kansas State (Feb. 21 in Arlington, Texas)
Strikeouts:	10	Zach Root vs. #22 TCU (Feb. 22 in Arlington, Texas)
Hits allowed:	5	vs. Kansas State (Feb. 21 in Arlington, Texas)
Doubles allowed:	1	(10 times)
Triples allowed:	1	Gage Wood vs. Washington State (Feb. 15)
Homers allowed:	2	Will McEntire vs. Michigan (Feb. 23 in Arlington, Texas)
Wild pitches:	2	Carson Wiggins vs. Michigan (Feb. 23 in Arlington, Texas)
Hit batters:	1	(6 times)



Zach Root matched his career high with 10 strikeouts vs. #22 TCU (Feb. 22) in the Amegy College Baseball Series at Globe Life Field in Arlington, Texas.



THE LAST TIME AN ARKANSAS PLAYER...

Table listing various baseball statistics and the last time an Arkansas player achieved them, including categories like hits in a game, doubles, home runs, RBIs, strikeouts, and errors.



THE LAST TIME AN ARKANSAS TEAM...

Scored 10 runs	at #8 Kentucky, May 3, 2024
Scored 11 runs	vs. UAPB, April 23, 2024
Scored 12 runs	vs. Washington State, Feb. 17, 2025
Scored 13 runs	vs. Arkansas State, April 2, 2024
Scored 14 runs	vs. Grambling, Feb. 25, 2025
Scored 15 runs	vs. James Madison, Feb. 17, 2024
Scored 16 runs	vs. Omaha, March 28, 2023
Scored 17 runs	vs. SEMO (NCAA Regional), May 31, 2024
Scored 18 runs	vs. McNeese, March 10, 2024
Scored 19 runs	vs. Northwestern State, April 23, 2019
Scored 20 runs	at #6 Oklahoma State (NCAA Regional), June 4, 2022
Scored 21 runs	vs. Grambling, Feb. 27, 2024
Scored 22 runs	vs. Louisiana Tech, Feb. 14, 2004
Scored 23 runs	Never
Scored 24 runs	Missouri Southern, Feb. 11, 1998
Scored 25 runs	Missouri Southern, Feb. 4, 2001
Scored 26 runs	vs. UA Pine Bluff, April 14, 2021
Scored 27 runs	Never
Scored 28 runs	vs. Wisconsin-Milwaukee (DH-2), Feb. 18, 2007
Scored 29 runs	Morningside, April 6, 1968
Scored 30 runs	at South Carolina, March 30, 1997
Scored 32 runs	32 vs. Bucknell, Feb. 17, 2018
Scored 33 runs	33 vs. Southwest Baptist, March 21, 1984
Had 10 hits	vs. Michigan, Feb. 23, 2025
Had 11 hits	at #5 Texas A&M, May 17, 2024
Had 12 hits	vs. Florida (DH-2), April 27, 2024
Had 13 hits	vs. Washington State, Feb. 14, 2025
Had 14 hits	vs. Grambling, Feb. 25, 2025
Had 15 hits	at Ole Miss (DH-1), April 7, 2023
Had 16 hits	vs. SEMO (NCAA Regional), May 31, 2024
Had 17 hits	vs. #16 NC State (NCAA Super Regional), June 11, 2021
Had 18 hits	vs. South Alabama, March 7, 2020
Had 19 hits	vs. UCA, April 5, 2022
Had 20 hits	vs. Grambling, Feb. 27, 2024
Had 21 hits	vs. #2 Stanford (College World Series), June 18, 2022
Had 22 hits	at #6 Vanderbilt, April 14, 2019
Had 23 hits	Centenary, March 31, 1999
Had 24 hits	Georgia, March 17, 2001
Had 25 hits	at Centenary, March 23, 2005
Had 26-29 hits	28 at South Carolina, March 30, 1997
Had 30 hits	vs. Saint Louis, April 7, 2010
Had 31+ hits	32 vs. Southwest Baptist, March 21, 1984
Hit four home runs in a game	4 - Peyton Stovall (1), Wehiwa Aloy (1), Jack Wagner (1), Will Edmunson (1) vs. Little Rock, March 26, 2024
Hit five home runs in a game	5 - Jalen Battles (1), Christian Franklin (1), Cullen Smith (1), Cayden Wallace (1), Braydon Webb (1) vs. NJIT (NCAA Regional), June 4, 2021
Hit six home runs in a game	6 - Ben McLaughlin (2), Hudson White (2), Wehiwa Aloy (1), Kendall Diggs (1) vs. SEMO (NCAA Regional), May 31, 2024
Hit seven home runs in a game	7 - Robert Moore (2), Jalen Battles (1), Chris Lanzilli (1), Brady Slavens (1), Michael Turner (1), Cayden Wallace (1) vs. UCA, April 5, 2022
Hit eight or more home runs in a game	8 - Matt Goodheart (2), Brady Slavens (2), Cullen Smith (2), Charlie Welch (2) vs. UAPB, April 14, 2021
Hit two grand slams in a game	vs. Grambling, Feb. 27, 2024
Hit a grand slam in three consecutive games	vs. UIC, March 12-13, vs. Grambling, March 15, 2022
Had two brothers hit home runs in the same game	Wehiwa Aloy (6th inn.) & Kuhio Aloy (6th inn.) vs. Kansas State, Feb. 21, 2025
3 errors in a game	vs. #2 Kentucky (SEC Tournament), May 23, 2024
4 errors in a game	vs. Michigan, Feb. 25, 2024
5 errors in a game	vs. South Carolina (SEC Tournament), May 23, 2018
6 errors in a game	vs. Eastern Illinois, March 5, 2016
7 errors in a game	vs. LA Tech, March 20, 2001
Shut out an opponent at home	vs. Arkansas State, April 2, 2024
Shut out an opponent on the road	at #23 Auburn, March 21, 2024
Shut out an SEC opponent at home	vs. Missouri, March 16, 2024
Shut out an SEC opponent on the road	at #23 Auburn, March 21, 2024
Shut out by an SEC opponent at home	vs. #24 Vanderbilt, May 15, 2022
Shut out by an SEC opponent on the road	at #5 Texas A&M, May 16, 2024
Threw consecutive seven-inning shutouts	vs. UAPB (15-0, 6-0), April 12, 2022
Threw consecutive nine-inning shutouts	vs. Missouri (8-0, 6-0), March 15-16, 2024
Threw consecutive seven-inning shutouts against an SEC opponent	vs. South Carolina (2-0, 3-0) April 14, 2018
Threw back-to-back nine-inning shutouts against an SEC opponent	vs. Missouri (8-0, 6-0), March 15-16, 2024
Most consecutive shutouts thrown	4, vs. Wisconsin, March 15-16, 1980
Struck out 20 opposing batters	at #5 Texas A&M, May 16, 2024
Struck out 23 opposing batters	vs. #7 Oregon State, Feb. 23, 2024
Struck out 25 opposing batters (program record)	vs. Oklahoma State, Feb. 24, 2024
Struck out 10-plus opposing batters in 10 consecutive games	vs. #7 Oregon State, Oklahoma State, Michigan, Grambling, Murray State, UCA & McNeese), Feb. 23-March 9, 2024
Struck out 20-plus opposing batters in back-to-back games	vs. #7 Oregon State & Oklahoma State, Feb. 23-24, 2024
Had starting pitchers record double-digit strikeouts in three consecutive games	Hagen Smith (12), Brady Tygart (10) & Mason Molina (10) vs. Murray State, March 1-3, 2024
Was shut out	at #5 Texas A&M (1-0), May 16, 2024
Was shut out in back-to-back games	vs. LSU (7-0, 6-0), April 23-24, 2005
Held to 1 hit	vs. Missouri State, May 17, 2016
Held to 2 hits	vs. #24 Vanderbilt, May 15, 2022
Held to 3 hits	vs. #22 TCU, Feb. 22, 2025
Did not strikeout	vs. Eastern Illinois, Feb. 16, 2019
Swept an SEC home weekend series	vs. Ole Miss, April 4-6, 2024
Swept an SEC road weekend series	at Mississippi State, May 5-7, 2023
Was swept in an SEC home weekend series	vs. Alabama, May 13-15, 2016
Was swept in an SEC road weekend series	at Georgia, April 20-22, 2023
Swept a non-conference home weekend series	vs. Washington State, Feb. 14-17, 2025
Swept a non-conference road weekend series	at Northwestern State, Feb. 16-18, 1996
Was swept in a non-conference home weekend series	vs. Long Beach State, Feb. 25-27, 2000
Was swept in a non-conference road weekend series	at UNLV, March 19-21, 1994
Won an SEC home weekend series	vs. Mississippi State, May 10-12, 2024
Won an SEC road weekend series	at #20 South Carolina, April 19-20, 2024
Lost an SEC home weekend series	vs. #24 Vanderbilt, May 13-15, 2022
Lost an SEC road weekend series	at #5 Texas A&M, May 16-18, 2024
Won a non-conference home weekend series	vs. Washington State, Feb. 14-17, 2025
Won a non-conference road weekend series	at Louisiana Tech, March 12-14, 2021
Lost a non-conference home weekend series	vs. South Alabama, Feb. 28-March 1, 2014
Lost a non-conference road weekend series	at Texas A&M, Feb. 27-29, 2004
Lost a midweek game	vs. Lipscomb (North Little Rock, Ark.), May 2, 2023



HOME RUN CHART

No.	Player	Game	Date	Opponent	Pitcher	On Base	Inning	Outs	Count	Score	Final
1	Kuhio Aloy (1) !	2	Feb. 14	Washington State [DH-2]	RHP Miles Chandler	2	7th	0	3-1	11-2	W, 14-2 (7)
2	Brent Iredale (1) *	3	Feb. 15	Washington State	RHP Luke Meyers	0	4th	0	1-0	1-2	W, 5-2
3	Brent Iredale (2)	3	Feb. 15	Washington State	LHP Jake Tedesco	0	6th	1	1-2	2-2	W, 5-2
4	Wehiwa Aloy (1)	3	Feb. 15	Washington State	LHP Jake Tedesco	1	8th	0	0-0	3-2	W, 5-2
5	Kuhio Aloy (2) *	4	Feb. 17	Washington State	RHP Bryce Chambers	0	4th	0	0-2	0-0	W, 12-2 (7)
6	Wehiwa Aloy (2) *	5	Feb. 21	vs. Kansas State	LHP Jacob Frost	0	6th	0	2-2	0-2	L, 3-2
7	Kuhio Aloy (3)	5	Feb. 21	vs. Kansas State	LHP Jacob Frost	0	6th	1	3-2	1-2	L, 3-2
8	Wehiwa Aloy (3)	7	Feb. 23	vs. Michigan	RHP David Lally Jr.	0	5th	2	2-1	7-1	W, 8-6
9	Ryder Helfrick (1) ^	8	Feb. 25	Grambling	RHP Landon Clampit	1	5th	2	2-0	10-2	W, 14-3 (7)
10	Justin Thomas Jr. (1) ^	9	Feb. 25	Grambling	RHP Landon Clampit	0	5th	2	1-0	12-2	W, 14-3 (7)

* - indicates leadoff home run | ^ - indicates back-to-back home run | ! - indicates walk-off home run | + - indicates pinch-hit home run

HOME RUN DATA CHART |||



No.	Player	Game	Date	Opponent	Pitcher	On Base	Distance	Launch Angle	Exit Velo
1	Kuhio Aloy (1)	2	Feb. 14	Washington State [DH-2]	RHP Miles Chandler	2	386 feet	31.7 degrees	110 mph
2	Brent Iredale (1)	3	Feb. 15	Washington State	RHP Luke Meyers	0	391 feet	25.3 degrees	109 mph
3	Brent Iredale (2)	3	Feb. 15	Washington State	LHP Jake Tedesco	0	401 feet	32.5 degrees	103 mph
4	Wehiwa Aloy (1)	3	Feb. 15	Washington State	LHP Jake Tedesco	1	414 feet	31.4 degrees	105 mph
5	Kuhio Aloy (2)	4	Feb. 17	Washington State	RHP Bryce Chambers	0	340 feet	21.6 degrees	98 mph
6	Wehiwa Aloy (2)	5	Feb. 21	vs. Kansas State	LHP Jacob Frost	0	360 feet	34.9 degrees	102 mph
7	Kuhio Aloy (3)	5	Feb. 21	vs. Kansas State	LHP Jacob Frost	0	435 feet	23.1 degrees	112 mph
8	Wehiwa Aloy (3)	7	Feb. 23	vs. Michigan	RHP David Lally Jr.	0	350 feet	29.1 degrees	102 mph
9	Ryder Helfrick (1)	8	Feb. 25	Grambling	RHP Landon Clampit	1	426 feet	27.5 degrees	107 mph
10	Justin Thomas Jr. (1)	9	Feb. 25	Grambling	RHP Landon Clampit	0	417 feet	28.3 degrees	108 mph



||| TEAM PITCHING GAME-BY-GAME

STARTERS GAME-BY-GAME

Opponent	W-L	IP	H	R	ER	BB	K
WSU [DH-1]	--	5.0	1	0	0	1	7
WSU [DH-2]	W	5.0	2	1	1	1	8
WSU	--	5.0	2	2	2	1	7
WSU	W	5.0	4	1	1	1	7
vs. Kansas State	--	5.2	5	2	2	4	2
vs. #22 TCU	--	5.0	2	1	1	2	10
vs. Michigan	--	2.0	2	1	0	0	6
Grambling	W	3.0	1	1	1	2	2

BULLPEN GAME-BY-GAME

Opponent	W-L	IP	H	R	ER	BB	K
WSU [DH-1]	W	5.0	5	2	1	0	3
WSU [DH-2]	--	2.0	3	1	1	0	1
WSU	W	4.0	4	0	0	0	3
WSU	--	2.0	2	1	1	1	1
Kansas State	L	3.1	3	1	1	0	1
vs. #22 TCU	W	4.0	2	0	0	3	1
vs. Michigan	W	7.0	9	5	3	5	7
Grambling	--	4.0	3	3	2	1	5

STARTING PITCHER GAME-BY-GAME

Date / Opponent	Starting Pitcher
Feb. 14 / WSU [DH-1]	RHP Gabe Gaeckle
Feb. 14 / WSU [DH-2]	LHP Zach Root
Feb. 15 / WSU	RHP Gage Wood
Feb. 17 / WSU	LHP Landon Beidelschies
Feb. 21 / Kansas State	RHP Gabe Gaeckle
Feb. 22 / #22 TCU	LHP Zach Root
Feb. 23 / Michigan	RHP Gage Wood
Feb. 25 / Grambling	RHP Ben Bybee



STARTER STATISTICS

Player	era	w-l	app	gs	cg	sho	sv	ip	h	r	er	bb	so	2b	3b	hr	b/avg	wp	hp	bk	sfa	sha
20 Gabe Gaeckle	1.69	0-0	2	2	0	0/0	0	10.2	6	2	2	5	9	1	0	0	.167	1	1	0	0	1
33 Zach Root	1.80	1-0	2	2	0	0/0	0	10.0	4	2	2	3	18	0	0	0	.114	1	2	0	0	0
35 Landon Beidelschie	1.80	1-0	1	1	0	0/0	0	5.0	4	1	1	1	7	1	0	0	.235	0	0	0	0	1
14 Gage Wood	2.57	0-0	2	2	0	0/0	0	7.0	4	3	2	1	13	1	1	0	.160	1	1	0	1	0
40 Ben Bybee	3.00	1-0	1	1	0	0/0	0	3.0	1	1	1	2	2	0	0	0	.111	0	0	0	0	0
Totals	2.02	3-0	8	8	0	0/0	0	35.2	19	9	8	12	49	3	1	0	.156	3	4	0	1	2
Opponents	5.08	0-4	8	8	0	0/0	0	28.1	25	18	16	16	24	11	0	3	.234	1	4	0	0	0

TEAM RECORD PER STARTER

Pitcher (Total Starts)	Record
Zach Root (2)	2-0
Gage Wood (2)	2-0
Landon Beidelschies (1)	1-0
Ben Bybee (1)	1-0
Gabe Gaeckle (2)	1-1

QUALITY STARTS

Pitcher (Total Starts)	QS	Record
Landon Beidelschies (1)	0	0-0
Ben Bybee (1)	0	0-0
Gabe Gaeckle (2)	0	0-0
Zach Root (2)	0	0-0
Gage Wood (2)	0	0-0

RUN SUPPORT

Pitcher (Total Starts)	Runs	Per Start
Ben Bybee (1)	14	14.0
Landon Beidelschies (1)	12	12.0
Zach Root (2)	16	8.0
Gage Wood (2)	13	6.5
Gabe Gaeckle (2)	5	2.5

RELIEVER STATISTICS

Player	era	w-l	app	gs	cg	sho	sv	ip	h	r	er	bb	so	2b	3b	hr	b/avg	wp	hp	bk	sfa	sha
36 Parker Coil	0.00	0-0	4	0	0	0/0	0	4.1	5	2	0	0	2	1	0	0	.278	0	0	0	1	0
31 Dylan Carter	0.00	2-0	2	0	0	0/0	0	3.2	5	0	0	1	2	1	0	0	.357	2	0	0	0	0
46 Christian Foutch	0.00	1-0	2	0	0	0/0	1	3.1	3	1	0	2	1	0	0	0	.273	0	0	0	0	1
35 Landon Beidelschie	0.00	1-0	1	0	0	0/0	0	2.2	1	0	0	1	0	0	0	0	.143	0	0	0	0	0
38 Colin Fisher	0.00	0-0	2	0	0	0/0	0	2.0	0	0	0	1	3	0	0	0	.000	0	0	0	0	0
29 Cole Gibler	0.00	0-0	2	0	0	0/0	0	2.0	0	0	0	2	4	0	0	0	.000	0	1	0	0	0
26 Tate McGuire	3.38	0-1	3	0	0	0/0	1	2.2	3	1	1	0	2	1	0	0	.333	0	0	0	0	0
44 Carson Wiggins	4.50	0-0	3	0	0	0/0	1	2.0	2	1	1	1	2	1	0	0	.250	2	0	0	0	0
41 Will McEntire	5.79	0-0	3	0	0	0/0	0	4.2	5	3	3	1	3	0	0	3	.313	1	0	0	0	1
16 Aiden Jimenez	9.00	0-0	2	0	0	0/0	0	2.0	4	2	2	1	1	2	0	0	.444	0	0	0	0	0
40 Ben Bybee	9.00	0-0	1	0	0	0/0	0	1.0	2	1	1	0	0	1	0	0	.400	0	0	0	0	0
13 Steele Eaves	9.00	0-0	1	0	0	0/0	0	1.0	1	1	1	0	2	0	0	0	.250	1	1	0	0	0
Totals	2.59	4-1	8	0	0	0/0	3	31.1	31	12	9	10	22	7	0	3	.277	6	2	0	1	2
Opponents	10.80	1-3	8	0	0	0/0	0	33.1	47	42	40	35	32	9	1	7	.341	8	9	2	4	1



||| GAME-BY-GAME BATTING ORDER

RECORD: 7-1 • **HOME:** 5-0 • **AWAY:** 0-0 • **NEUTRAL:** 2-1 • **SEC:** 0-0

Date	Opponent	1	2	3	4	5	6	7	8	9
Feb. 14	Washington State [DH-1]	Davalan	W. Aloy	Maxwell	Iredale	Souza	Peppi	Diggs	Helfrick	Thomas Jr.
Feb. 14	Washington State [DH-2]	Davalan	W. Aloy	Peppi	Iredale	K. Aloy	Helfrick	Anderson	Kozeal	Thomas Jr.
Feb. 15	Washington State	Davalan	W. Aloy	Maxwell	Iredale	Diggs	Peppi	Souza	Becker	Thomas Jr.
Feb. 17	Washington State	Davalan	W. Aloy	Peppi	Iredale	K. Aloy	Helfrick	Boles	Kozeal	Thomas Jr.
Feb. 21	vs. Kansas State	Davalan	W. Aloy	Iredale	K. Aloy	Peppi	Diggs	Helfrick	Souza	Thomas Jr.
Feb. 22	vs. #22 TCU	Davalan	W. Aloy	Maxwell	Iredale	Kozeal	Diggs	Helfrick	Fraser	Thomas Jr.
Feb. 23	vs. Michigan	Davalan	W. Aloy	Maxwell	Iredale	Kozeal	Diggs	Helfrick	Souza	Thomas Jr.
Feb. 25	Grambling	Davalan	W. Aloy	Maxwell	Iredale	K. Aloy	Peppi	Souza	Helfrick	Thomas Jr.

GAME-BY-GAME DEFENSIVE LINEUP |||



RECORD: 7-1 • **HOME:** 5-0 • **AWAY:** 0-0 • **NEUTRAL:** 2-1 • **SEC:** 0-0

Date	Opponent	C	1B	2B	3B	SS	LF	CF	RF	DH	P
Feb. 14	Washington State [DH-1]	Helfrick	Peppi	Souza	Iredale	W. Aloy	Thomas Jr.	Davalan	Diggs	Maxwell	Gaeckle
Feb. 14	Washington State [DH-2]	Helfrick	Anderson	Kozeal	Iredale	W. Aloy	Thomas Jr.	Davalan	Peppi	K. Aloy	Root
Feb. 15	Washington State	Becker	Peppi	Souza	Iredale	W. Aloy	Thomas Jr.	Davalan	Diggs	Maxwell	Wood
Feb. 17	Washington State	Helfrick	Peppi	Kozeal	Iredale	W. Aloy	Thomas Jr.	Davalan	Boles	K. Aloy	Beidelschies
Feb. 21	vs. Kansas State	Helfrick	Peppi	Souza	Iredale	W. Aloy	Davalan	Thomas Jr.	Diggs	K. Aloy	Gaeckle
Feb. 22	vs. #22 TCU	Helfrick	Kozeal	Fraser	Iredale	W. Aloy	Davalan	Thomas Jr.	Diggs	Maxwell	Root
Feb. 23	vs. Michigan	Helfrick	Kozeal	Souza	Iredale	W. Aloy	Davalan	Thomas Jr.	Diggs	Maxwell	Wood
Feb. 25	Grambling	Helfrick	Peppi	Souza	Iredale	W. Aloy	Davalan	Thomas Jr.	Maxwell	K. Aloy	Bybee



||| GAME-BY-GAME HITTING

RECORD: 7-1 • **HOME:** 5-0 • **AWAY:** 0-0 • **NEUTRAL:** 2-1 • **SEC:** 0-0

Date	Opponent	AB	R	H	RBI	2B	3B	HR	BB	IBB	SB	CS	HBP	SAC	SF	GDP	K	PO	A	E	Avg
Feb. 14	Washington State [DH-1]	32	3	6	2	0	0	0	6	1	3	1	0	0	2	1	9	30	9	2	.188
Feb. 14	Washington State [DH-2]	30	14	13	14	6	1	1	8	0	1	0	3	0	0	1	5	21	7	0	.306
Feb. 15	Washington State	31	5	9	5	4	0	3	3	0	0	2	1	0	0	0	8	27	7	0	.301
Feb. 17	Washington State	28	12	10	10	2	0	1	11	0	1	1	2	0	0	0	6	21	13	0	.314
Feb. 21	vs. Kansas State	33	2	7	2	2	0	2	2	0	0	0	1	0	0	0	11	27	14	0	.292
Feb. 22	vs. #22 TCU	29	2	3	2	1	0	0	3	0	1	0	1	1	0	0	7	27	9	2	.262
Feb. 23	vs. Michigan	33	8	10	7	3	0	1	8	0	0	1	2	0	0	1	7	27	6	2	.269
Feb. 25	Grambling	29	14	14	13	2	0	2	10	0	1	0	3	0	2	0	3	21	11	0	.294
	Totals	245	60	72	55	20	1	10	51	1	7	4	13	1	4	3	56	201	76	6	.294



RECORD: 7-1 • HOME: 5-0 • AWAY: 0-0 • NEUTRAL: 2-1 • SEC: 0-0

Date	Opponent	IP	H	R	ER	BB	SO	2B	3B	HR	WP	BK	HBP	DP	IBB	Score	W	L	SV	ERA
Feb. 14	Washington State [DH-1]	10.0	6	2	1	1	10	0	0	1	1	0	1	2	0	3-2	1	0	0	0.90
Feb. 14	Washington State [DH-2]	7.0	5	2	2	1	9	1	0	0	0	0	1	2	0	14-2	2	0	0	1.59
Feb. 15	Washington State	9.0	6	2	2	1	10	3	1	0	2	0	0	0	0	5-2	3	0	1	1.73
Feb. 17	Washington State	7.0	6	2	2	2	8	2	0	0	0	0	0	1	0	12-2	4	0	1	1.91
Feb. 21	vs. Kansas State	9.0	8	3	3	4	3	2	0	0	1	0	0	2	0	2-3	4	1	1	2.14
Feb. 22	vs. #22 TCU	9.0	4	1	1	5	11	0	0	0	1	0	1	2	0	2-1	5	1	2	1.94
Feb. 23	vs. Michigan	9.0	11	6	3	5	13	1	0	2	3	0	2	2	0	8-6	6	1	3	2.10
Feb. 25	Grambling	7.0	4	3	3	3	7	1	0	0	1	0	1	1	0	14-3	7	1	3	2.28
	Totals	67.0	50	21	17	22	71	10	1	3	9	0	6	12	0	60-21	7	1	3	2.28



1 ROCCO PEPPI

SEASON HIGHS

Category	High	Opponent (Last)	Date
Hits	2	Grambling	2/25/25
Runs	2	Washington State [DH-2]	2/14/25
Doubles	1	Washington State [DH-2]	2/14/25
Triples	--	--	--
Home Runs	--	--	--
RBI	4	Grambling	2/25/25
Walks	2	--	--
Stolen Bases	--	--	--

CAREER HIGHS

Category	High	Opponent (Last)	Date
Hits	4	3x (at Washington State)	4/28/24
Runs	4	3x (at New Mexico)	4/13/24
Doubles	2	2x (at Sacramento State)	3/12/24
Triples	--	--	--
Home Runs	2	2x (San Jose State)	4/20/24
RBI	5	Gonzaga	3/12/22
Walks	2	7x (Washington State [DH-2])	2/14/25
Stolen Bases	1	3x (at Washington State)	4/28/24



3 NOLAN SOUZA

SEASON HIGHS

Category	High	Opponent (Last)	Date
Hits	1	Washington State [DH-1]	2/14/25
Runs	1	vs. Michigan	2/23/25
Doubles	--	--	--
Triples	--	--	--
Home Runs	--	--	--
RBI	1	Grambling	2/25/25
Walks	1	3x (Grambling)	2/25/25
Stolen Bases	1	Washington State [DH-1]	2/14/25

CAREER HIGHS

Category	High	Opponent (Last)	Date
Hits	3	3x (Ole Miss)	4/6/24
Runs	2	4x (Ole Miss)	4/6/24
Doubles	1	7x (vs. UAPB)	4/23/24
Triples	--	--	--
Home Runs	2	Missouri	3/15/24
RBI	5	Ole Miss	4/6/24
Walks	3	San Jose State	4/9/24
Stolen Bases	1	4x (Washington State [DH-1])	2/14/25



4 JUSTIN THOMAS JR.

SEASON HIGHS

Category	High	Opponent (Last)	Date
Hits	2	Grambling	2/25/25
Runs	3	Washington State	2/17/25
Doubles	1	2x (Grambling)	2/25/25
Triples	--	--	--
Home Runs	1	Grambling	2/25/25
RBI	1	2x (Grambling)	2/25/25
Walks	3	Washington State	2/17/25
Stolen Bases	1	2x (Washington State [DH-2])	2/14/25

CAREER HIGHS

Category	High	Opponent (Last)	Date
Hits	1	7x (vs. #22 TCU)	2/22/25
Runs	3	Washington State	2/17/25
Doubles	1	3x (Grambling)	2/25/25
Triples	--	--	--
Home Runs	1	2x (Grambling)	2/25/25
RBI	2	2x (Kennesaw State)	5/2/23
Walks	3	Washington State	2/17/25
Stolen Bases	1	5x (Washington State [DH-2])	2/14/25



5 KENDALL DIGGS

SEASON HIGHS

Category	High	Opponent (Last)	Date
Hits	1	4x (vs. Michigan)	2/23/25
Runs	1	2x (vs. Michigan)	2/23/25
Doubles	1	2x (vs. Michigan)	2/23/25
Triples	--	--	--
Home Runs	--	--	--
RBI	1	vs. Michigan	2/23/25
Walks	1	2x (vs. Michigan)	2/23/25
Stolen Bases	1	vs. #22 TCU	2/22/25

CAREER HIGHS

Category	High	Opponent (Last)	Date
Hits	3	6x (Ole Miss)	4/6/24
Runs	3	4x (SEMO)	5/31/24
Doubles	2	5x (at #20 South Carolina)	4/20/24
Triples	1	2x (at #23 Auburn)	3/24/23
Home Runs	1	22x (SEMO)	5/31/24
RBI	5	at Mississippi State	5/6/23
Walks	3	2x (James Madison)	2/17/24
Stolen Bases	1	7x (vs. #22 TCU)	2/22/25



6 GABE FRASER

SEASON HIGHS

Category	High	Opponent (Last)	Date
Hits	--	--	--
Runs	--	--	--
Doubles	--	--	--
Triples	--	--	--
Home Runs	--	--	--
RBI	1	Grambling	2/25/25
Walks	--	--	--
Stolen Bases	--	--	--

CAREER HIGHS

Category	High	Opponent (Last)	Date
Hits	--	--	--
Runs	--	--	--
Doubles	--	--	--
Triples	--	--	--
Home Runs	--	--	--
RBI	1	Grambling	2/25/25
Walks	--	--	--
Stolen Bases	--	--	--



8 CAM KOZEAL

SEASON HIGHS

Category	High	Opponent (Last)	Date
Hits	2	Washington State [DH-2]	2/14/25
Runs	2	2x (Washington State)	2/17/25
Doubles	2	Washington State [DH-2]	2/14/25
Triples	--	--	--
Home Runs	--	--	--
RBI	1	vs. Michigan	2/23/25
Walks	--	--	--
Stolen Bases	--	--	--

CAREER HIGHS

Category	High	Opponent (Last)	Date
Hits	4	2x (vs. Texas)	3/3/24
Runs	3	Texas	3/3/24
Doubles	2	Washington State [DH-2]	2/14/25
Triples	--	--	--
Home Runs	1	5x (at Kentucky)	5/16/24
RBI	5	Indiana State	2/27/24
Walks	2	Gonzaga	2/23/24
Stolen Bases	1	LSU	4/6/24




9 WEHIWA ALOY

SEASON HIGHS

Category	High	Opponent (Last)	Date
Hits	4	vs. Michigan	2/23/25
Runs	3	vs. Michigan	2/23/25
Doubles	1	vs. Michigan	2/23/25
Triples	--	--	--
Home Runs	1	3x (vs. Michigan)	2/23/25
RBI	2	3x (vs. Michigan)	2/23/25
Walks	2	Washington State	2/17/25
Stolen Bases	1	Washington State [DH-1]	2/14/25

CAREER HIGHS

Category	High	Opponent (Last)	Date
Hits	4	4x (vs. Michigan)	2/23/25
Runs	3	7x (Utah Tech)	5/18/23
Doubles	2	2x (#14 Mississippi State)	5/11/24
Triples	1	5x (Utah Tech)	5/18/23
Home Runs	1	31 (vs. Michigan)	2/23/25
RBI	5	vs. UAPB	4/23/24
Walks	3	#8 LSU	3/28/24
Stolen Bases	1	10 (Washington State [DH-1])	2/14/25



10 BRENT IREDALE

SEASON HIGHS

Category	High	Opponent (Last)	Date
Hits	3	Washington State [DH-2]	2/14/25
Runs	4	Grambling	2/25/25
Doubles	1	2x (vs. Kansas State)	2/21/25
Triples	--	--	--
Home Runs	2	Washington State	2/15/25
RBI	4	Washington State [DH-2]	2/14/25
Walks	3	Grambling	2/25/25
Stolen Bases	1	Grambling	2/25/25

CAREER HIGHS

Category	High	Opponent (Last)	Date
Hits	3	Washington State [DH-2]	2/14/25
Runs	4	Grambling	2/25/25
Doubles	1	2x (vs. Kansas State)	2/21/25
Triples	--	--	--
Home Runs	2	Washington State	2/15/25
RBI	4	Washington State [DH-2]	2/14/25
Walks	3	Grambling	2/25/25
Stolen Bases	1	Grambling	2/25/25



12 ELLIOTT PETERSON

SEASON HIGHS

Category	High	Opponent (Last)	Date
Hits	--	--	--
Runs	--	--	--
Doubles	--	--	--
Triples	--	--	--
Home Runs	--	--	--
RBI	--	--	--
Walks	--	--	--
Stolen Bases	--	--	--

CAREER HIGHS

Category	High	Opponent (Last)	Date
Hits	--	--	--
Runs	--	--	--
Doubles	--	--	--
Triples	--	--	--
Home Runs	--	--	--
RBI	--	--	--
Walks	--	--	--
Stolen Bases	--	--	--



17 ZANE BECKER

SEASON HIGHS

Category	High	Opponent (Last)	Date
Hits	2	Washington State	2/15/25
Runs	1	Washington State [DH-2]	2/14/25
Doubles	2	Washington State	2/15/25
Triples	--	--	--
Home Runs	--	--	--
RBI	1	Washington State	2/15/25
Walks	1	vs. Michigan	2/23/25
Stolen Bases	--	--	--

CAREER HIGHS

Category	High	Opponent (Last)	Date
Hits	2	Washington State	2/15/25
Runs	1	Washington State [DH-2]	2/14/25
Doubles	2	Washington State	2/15/25
Triples	--	--	--
Home Runs	--	--	--
RBI	1	Washington State	2/15/25
Walks	1	vs. Michigan	2/23/25
Stolen Bases	--	--	--



18 REESE ROBINETT

SEASON HIGHS

Category	High	Opponent (Last)	Date
Hits	--	--	--
Runs	--	--	--
Doubles	--	--	--
Triples	--	--	--
Home Runs	--	--	--
RBI	--	--	--
Walks	1	Washington State	2/17/25
Stolen Bases	--	--	--

CAREER HIGHS

Category	High	Opponent (Last)	Date
Hits	2	SEMO	3/21/23
Runs	2	2x (Omaha)	3/28/23
Doubles	--	--	--
Triples	--	--	--
Home Runs	1	2x (at #1 LSU)	3/24/23
RBI	3	at #1 LSU	3/24/23
Walks	1	2x (Washington State)	2/17/25
Stolen Bases	--	--	--



21 BRENTON CLARK

SEASON HIGHS

Category	High	Opponent (Last)	Date
Hits	--	--	--
Runs	--	--	--
Doubles	--	--	--
Triples	--	--	--
Home Runs	--	--	--
RBI	--	--	--
Walks	--	--	--
Stolen Bases	--	--	--

CAREER HIGHS

Category	High	Opponent (Last)	Date
Hits	--	--	--
Runs	--	--	--
Doubles	--	--	--
Triples	--	--	--
Home Runs	--	--	--
RBI	--	--	--
Walks	--	--	--
Stolen Bases	--	--	--



22 LOGAN MAXWELL

SEASON HIGHS

Category	High	Opponent (Last)	Date
Hits	2	Grambling	2/25/25
Runs	3	Grambling	2/25/25
Doubles	--	--	--
Triples	--	--	--
Home Runs	--	--	--
RBI	1	2x (Grambling)	2/25/25
Walks	2	vs. Michigan	2/23/25
Stolen Bases	--	--	--

CAREER HIGHS

Category	High	Opponent (Last)	Date
Hits	5	at Baylor	5/4/24
Runs	3	4x (Grambling)	2/25/25
Doubles	2	5x (Houston)	3/28/24
Triples	1	4x (Texas Tech)	4/13/24
Home Runs	1	West Virginia	5/17/24
RBI	5	UTRGV	5/2/23
Walks	3	2x (Arizona State)	3/2/24
Stolen Bases	2	Army	3/13/22




24 CHARLES DAVALAN

SEASON HIGHS

Category	High	Opponent (Last)	Date
Hits	2	2x (vs. Michigan)	2/23/25
Runs	1	6x (Grambling)	2/25/25
Doubles	1	2x (vs. Michigan)	2/23/25
Triples	--	--	--
Home Runs	--	--	--
RBI	3	Washington State [DH-2]	2/14/25
Walks	2	Grambling	2/25/25
Stolen Bases	1	Washington State	2/17/25

CAREER HIGHS

Category	High	Opponent (Last)	Date
Hits	3	3x (Lipscomb)	4/26/24
Runs	4	2x (FAU)	5/14/24
Doubles	3	Lipscomb	4/26/24
Triples	1	2x (Fairfield)	3/8/24
Home Runs	1	10x (at North Florida)	5/18/24
RBI	4	FAU	5/14/24
Walks	3	at UCF	4/23/24
Stolen Bases	2	Xavier	3/3/24



25 KUHIO ALOY

SEASON HIGHS

Category	High	Opponent (Last)	Date
Hits	4	Grambling	2/25/25
Runs	2	3x (Grambling)	2/25/25
Doubles	1	3x (Grambling)	2/25/25
Triples	--	--	--
Home Runs	1	3x (vs. Kansas State)	2/21/25
RBI	3	Washington State [DH-2]	2/14/25
Walks	2	Washington State	2/17/25
Stolen Bases	--	--	--

CAREER HIGHS

Category	High	Opponent (Last)	Date
Hits	4	Grambling	2/25/25
Runs	2	6x (Grambling)	2/25/25
Doubles	2	at UNLV	3/5/24
Triples	1	at UC Davis	2/22/24
Home Runs	1	11x (vs. Kansas State)	2/21/25
RBI	4	2x (Baylor)	4/13/24
Walks	2	3x (Washington State)	2/17/25
Stolen Bases	--	--	--



27 RYDER HELFRICK

SEASON HIGHS

Category	High	Opponent (Last)	Date
Hits	1	5x (Grambling)	2/25/25
Runs	2	Washington State	2/17/25
Doubles	1	Washington State	2/17/25
Triples	1	Washington State [DH-2]	2/14/25
Home Runs	1	Grambling	2/25/25
RBI	3	2x (Grambling)	2/25/25
Walks	2	2x (Washington State)	2/17/25
Stolen Bases	--	--	--

CAREER HIGHS

Category	High	Opponent (Last)	Date
Hits	1	20x (Grambling)	2/25/25
Runs	3	James Madison	2/17/24
Doubles	1	4x (Washington State)	2/17/25
Triples	1	Washington State [DH-2]	2/14/25
Home Runs	1	4x (Grambling)	2/25/25
RBI	3	2x (Grambling)	2/25/25
Walks	2	3x (Washington State)	2/17/25
Stolen Bases	1	#14 Mississippi State	5/10/24



28 CARSON BOLES

SEASON HIGHS

Category	High	Opponent (Last)	Date
Hits	2	Washington State	2/17/25
Runs	2	Washington State	2/17/25
Doubles	1	Washington State	2/17/25
Triples	--	--	--
Home Runs	--	--	--
RBI	2	Washington State	2/17/25
Walks	1	vs. #22 TCU	2/22/25
Stolen Bases	--	--	--

CAREER HIGHS

Category	High	Opponent (Last)	Date
Hits	2	Washington State	2/17/25
Runs	2	Washington State	2/17/25
Doubles	1	Washington State	2/17/25
Triples	--	--	--
Home Runs	--	--	--
RBI	2	Washington State	2/17/25
Walks	1	vs. #22 TCU	2/22/25
Stolen Bases	--	--	--



42 MICHAEL ANDERSON

SEASON HIGHS

Category	High	Opponent (Last)	Date
Hits	--	--	--
Runs	--	--	--
Doubles	--	--	--
Triples	--	--	--
Home Runs	--	--	--
RBI	--	--	--
Walks	--	--	--
Stolen Bases	--	--	--

CAREER HIGHS

Category	High	Opponent (Last)	Date
Hits	5	Stonehill	3/20/24
Runs	3	Stonehill	3/20/24
Doubles	2	Stonehill	3/20/24
Triples	1	2x (Stonehill)	3/20/24
Home Runs	2	3x (at Davidson)	5/3/24
RBI	12	Stonehill	3/20/24
Walks	3	at George Washington	4/19/24
Stolen Bases	1	at Stonehill	4/24/24



52 TYLER HOLLAND

SEASON HIGHS

Category	High	Opponent (Last)	Date
Hits	--	--	--
Runs	--	--	--
Doubles	--	--	--
Triples	--	--	--
Home Runs	--	--	--
RBI	--	--	--
Walks	--	--	--
Stolen Bases	--	--	--

CAREER HIGHS

Category	High	Opponent (Last)	Date
Hits	--	--	--
Runs	--	--	--
Doubles	--	--	--
Triples	--	--	--
Home Runs	--	--	--
RBI	--	--	--
Walks	--	--	--
Stolen Bases	--	--	--



13 STEELE EAVES

SEASON HIGHS

Category	High	Opponent (Last)	Date
Innings	1.0	Grambling	2/25/25
Longest Start	--	--	--
Shortest Start	--	--	--
Longest Relief	1.0	Grambling	2/25/25
Hits	1	Grambling	2/25/25
Runs	1	Grambling	2/25/25
Earned Runs	1	Grambling	2/25/25
Walks	0	Grambling	2/25/25
Strikeouts	2	Grambling	2/25/25

CAREER HIGHS

Category	High	Opponent (Last)	Date
Innings	1.0	Grambling	2/25/25
Longest Start	--	--	--
Shortest Start	--	--	--
Longest Relief	1.0	Grambling	2/25/25
Hits	1	Grambling	2/25/25
Runs	1	Grambling	2/25/25
Earned Runs	1	Grambling	2/25/25
Walks	0	Grambling	2/25/25
Strikeouts	2	Grambling	2/25/25



14 GAGE WOOD

SEASON HIGHS

Category	High	Opponent (Last)	Date
Innings	5.0	Washington State	2/15/25
Longest Start	5.0	Washington State	2/15/25
Shortest Start	2.0	vs. Michigan	2/23/25
Longest Relief	--	--	--
Hits	2	2x (vs. Michigan)	2/23/25
Runs	2	Washington State	2/15/25
Earned Runs	2	Washington State	2/15/25
Walks	1	Washington State	2/15/25
Strikeouts	7	Washington State	2/15/25

CAREER HIGHS

Category	High	Opponent (Last)	Date
Innings	5.0	2x (Washington State)	2/15/25
Longest Start	5.0	2x (Washington State)	2/15/25
Shortest Start	2.0	vs. Michigan	2/23/25
Longest Relief	4.1	at #8 Kentucky	5/4/24
Hits	7	at #5 Texas A&M	5/17/24
Runs	5	at #12 Vanderbilt	5/19/23
Earned Runs	5	at #12 Vanderbilt	5/19/23
Walks	3	at Mississippi State	5/5/23
Strikeouts	7	Washington State	2/15/25



16 AIDEN JIMENEZ

SEASON HIGHS

Category	High	Opponent (Last)	Date
Innings	1.0	2x (Grambling)	2/25/25
Longest Start	--	--	--
Shortest Start	--	--	--
Longest Relief	1.0	2x (Grambling)	2/25/25
Hits	2	2x (Grambling)	2/25/25
Runs	1	2x (Grambling)	2/25/25
Earned Runs	1	2x (Grambling)	2/25/25
Walks	1	Grambling	2/25/25
Strikeouts	1	Grambling	2/25/25

CAREER HIGHS

Category	High	Opponent (Last)	Date
Innings	6.0	vs. Sam Houston	6/4/23
Longest Start	2.0	Portland	5/16/23
Shortest Start	2.0	Portland	5/16/23
Longest Relief	6.0	vs. Sam Houston	6/4/23
Hits	6	Arizona State	5/25/23
Runs	5	Portland	5/16/23
Earned Runs	5	Portland	5/16/23
Walks	2	2x (Utah)	5/7/23
Strikeouts	6	vs. Sam Houston	6/4/23



20 GABE GAECKLE

SEASON HIGHS

Category	High	Opponent (Last)	Date
Innings	5.2	vs. Kansas State	2/21/25
Longest Start	5.2	vs. Kansas State	2/21/25
Shortest Start	5.0	Washington State [DH-1]	2/14/25
Longest Relief	--	--	--
Hits	5	vs. Kansas State	2/21/25
Runs	2	vs. Kansas State	2/21/25
Earned Runs	2	vs. Kansas State	2/21/25
Walks	4	vs. Kansas State	2/21/25
Strikeouts	7	Washington State [DH-1]	2/14/25

CAREER HIGHS

Category	High	Opponent (Last)	Date
Innings	5.2	vs. Kansas State	2/21/25
Longest Start	5.2	vs. Kansas State	2/21/25
Shortest Start	5.0	Washington State [DH-1]	2/14/25
Longest Relief	3.0	2x (SEMO)	5/31/24
Hits	5	vs. Kansas State	2/21/25
Runs	3	2x (at #23 Auburn)	3/24/23
Earned Runs	3	2x (at #23 Auburn)	3/24/23
Walks	4	vs. Kansas State	2/21/25
Strikeouts	7	Washington State [DH-1]	2/14/25



26 TATE MCGUIRE

SEASON HIGHS

Category	High	Opponent (Last)	Date
Innings	1.1	vs. Kansas State	2/21/25
Longest Start	--	--	--
Shortest Start	--	--	--
Longest Relief	1.1	vs. Kansas State	2/21/25
Hits	2	vs. Kansas State	2/21/25
Runs	1	vs. Kansas State	2/21/25
Earned Runs	1	vs. Kansas State	2/21/25
Walks	0	3x (vs. Michigan)	2/23/25
Strikeouts	1	2x (vs. Kansas State)	2/21/25

CAREER HIGHS

Category	High	Opponent (Last)	Date
Innings	1.1	vs. Kansas State	2/21/25
Longest Start	--	--	--
Shortest Start	--	--	--
Longest Relief	1.1	vs. Kansas State	2/21/25
Hits	3	Grambling	2/27/24
Runs	1	2x (vs. Kansas State)	2/21/25
Earned Runs	1	2x (vs. Kansas State)	2/21/25
Walks	2	James Madison	2/18/24
Strikeouts	3	Grambling	2/27/24



29 COLE GIBLER

SEASON HIGHS

Category	High	Opponent (Last)	Date
Innings	1.0	2x (vs. Michigan)	2/23/25
Longest Start	--	--	--
Shortest Start	--	--	--
Longest Relief	1.0	2x (vs. Michigan)	2/23/25
Hits	0	2x (vs. Michigan)	2/23/25
Runs	0	2x (vs. Michigan)	2/23/25
Earned Runs	0	2x (vs. Michigan)	2/23/25
Walks	1	2x (vs. Michigan)	2/23/25
Strikeouts	3	vs. Michigan	2/23/25

CAREER HIGHS

Category	High	Opponent (Last)	Date
Innings	1.0	2x (vs. Michigan)	2/23/25
Longest Start	--	--	--
Shortest Start	--	--	--
Longest Relief	1.0	2x (vs. Michigan)	2/23/25
Hits	0	2x (vs. Michigan)	2/23/25
Runs	0	2x (vs. Michigan)	2/23/25
Earned Runs	0	2x (vs. Michigan)	2/23/25
Walks	1	2x (vs. Michigan)	2/23/25
Strikeouts	3	vs. Michigan	2/23/25



31 DYLAN CARTER

SEASON HIGHS

Category	High	Opponent (Last)	Date
Innings	2.0	vs. Michigan	2/23/25
Longest Start	--	--	--
Shortest Start	--	--	--
Longest Relief	2.0	vs. Michigan	2/23/25
Hits	3	vs. Michigan	2/23/25
Runs	0	2x (vs. Michigan)	2/23/25
Earned Runs	0	2x (vs. Michigan)	2/23/25
Walks	1	vs. Michigan	2/23/25
Strikeouts	1	2x (vs. Michigan)	2/23/25

CAREER HIGHS

Category	High	Opponent (Last)	Date
Innings	4.2	#16 Tennessee	4/16/23
Longest Start	--	--	--
Shortest Start	--	--	--
Longest Relief	3.2	Alabama	4/2/23
Hits	6	#16 Tennessee	4/16/23
Runs	6	at #1 LSU	3/25/23
Earned Runs	5	at #1 LSU	3/25/23
Walks	3	at #1 LSU	3/25/23
Strikeouts	3	4x (#16 Tennessee)	4/16/23



32 HUNTER DIETZ

SEASON HIGHS

Category	High	Opponent (Last)	Date
Innings	--	--	--
Longest Start	--	--	--
Shortest Start	--	--	--
Longest Relief	--	--	--
Hits	--	--	--
Runs	--	--	--
Earned Runs	--	--	--
Walks	--	--	--
Strikeouts	--	--	--

CAREER HIGHS

Category	High	Opponent (Last)	Date
Innings	0.2	vs. #8 LSU	3/30/24
Longest Start	--	--	--
Shortest Start	--	--	--
Longest Relief	0.2	vs. #8 LSU	3/30/24
Hits	1	vs. #8 LSU	3/30/24
Runs	0	2x (San Jose State)	4/9/24
Earned Runs	0	2x (San Jose State)	4/9/24
Walks	1	2x (San Jose State)	4/9/24
Strikeouts	1	2x (San Jose State)	4/9/24



33 ZACH ROOT

SEASON HIGHS

Category	High	Opponent (Last)	Date
Innings	5.0	2x (vs. #22 TCU)	2/22/25
Longest Start	5.0	2x (vs. #22 TCU)	2/22/25
Shortest Start	--	--	--
Longest Relief	--	--	--
Hits	2	2x (vs. #22 TCU)	2/22/25
Runs	1	2x (vs. #22 TCU)	2/22/25
Earned Runs	1	2x (vs. #22 TCU)	2/22/25
Walks	1	Washington State [DH-2]	2/14/25
Strikeouts	10	vs. #22 TCU	2/22/25

CAREER HIGHS

Category	High	Opponent (Last)	Date
Innings	7.0	3x (UAB)	3/29/24
Longest Start	7.0	3x (UAB)	3/29/24
Shortest Start	3.0	Rice	5/24/24
Longest Relief	5.0	at Elon	3/28/23
Hits	9	Wichita State	4/20/24
Runs	7	Wichita State	4/20/24
Earned Runs	6	Wichita State	4/20/24
Walks	5	Charlotte	4/13/24
Strikeouts	10	2x (vs. #22 TCU)	2/22/25



36 PARKER COIL

SEASON HIGHS

Category	High	Opponent (Last)	Date
Innings	1.2	vs. Michigan	2/23/25
Longest Start	--	--	--
Shortest Start	--	--	--
Longest Relief	1.2	vs. Michigan	2/23/25
Hits	3	vs. Michigan	2/23/25
Runs	2	vs. Michigan	2/23/25
Earned Runs	0	4x (vs. Michigan)	2/23/25
Walks	0	4x (vs. Michigan)	2/23/25
Strikeouts	1	2x (vs. Michigan)	2/23/25

CAREER HIGHS

Category	High	Opponent (Last)	Date
Innings	3.2	Army	3/7/23
Longest Start	3.2	Army	3/7/23
Shortest Start	2.0	vs. Lipscomb	5/2/23
Longest Relief	3.1	#14 Mississippi State	5/11/24
Hits	6	Army	3/7/23
Runs	4	2x (James Madison)	2/17/24
Earned Runs	4	2x (James Madison)	2/17/24
Walks	3	vs. #15 TCU	2/18/23
Strikeouts	4	UNLV	3/14/23



35 LANDON BEIDELSCHIES

SEASON HIGHS

Category	High	Opponent (Last)	Date
Innings	5.0	Washington State	2/17/25
Longest Start	5.0	Washington State	2/17/25
Shortest Start	--	--	--
Longest Relief	2.2	vs. #22 TCU	2/22/25
Hits	4	Washington State	2/17/25
Runs	1	Washington State	2/17/25
Earned Runs	1	Washington State	2/17/25
Walks	1	Washington State	2/17/25
Strikeouts	7	Washington State	2/17/25

CAREER HIGHS

Category	High	Opponent (Last)	Date
Innings	7.0	3x (at Rutgers)	5/16/24
Longest Start	7.0	3x (at Rutgers)	5/16/24
Shortest Start	4.0	2x (at Cal Poly)	3/8/24
Longest Relief	2.2	vs. #22 TCU	2/22/25
Hits	9	Michigan State	4/26/24
Runs	6	Michigan State	4/26/24
Earned Runs	6	Michigan State	4/26/24
Walks	4	2x (Michigan)	4/19/24
Strikeouts	12	at West Virginia	3/15/24



37 LUKE WILLIAMS

SEASON HIGHS

Category	High	Opponent (Last)	Date
Innings	--	--	--
Longest Start	--	--	--
Shortest Start	--	--	--
Longest Relief	--	--	--
Hits	--	--	--
Runs	--	--	--
Earned Runs	--	--	--
Walks	--	--	--
Strikeouts	--	--	--

CAREER HIGHS

Category	High	Opponent (Last)	Date
Innings	--	--	--
Longest Start	--	--	--
Shortest Start	--	--	--
Longest Relief	--	--	--
Hits	--	--	--
Runs	--	--	--
Earned Runs	--	--	--
Walks	--	--	--
Strikeouts	--	--	--



38 COLIN FISHER

SEASON HIGHS

Category	High	Opponent (Last)	Date
Innings	1.0	2x (Grambling)	2/25/25
Longest Start	--	--	--
Shortest Start	--	--	--
Longest Relief	1.0	2x (Grambling)	2/25/25
Hits	0	2x (Grambling)	2/25/25
Runs	0	2x (Grambling)	2/25/25
Earned Runs	0	2x (Grambling)	2/25/25
Walks	1	vs. Michigan	2/23/25
Strikeouts	2	vs. Michigan	2/23/25

CAREER HIGHS

Category	High	Opponent (Last)	Date
Innings	5.0	James Madison	2/19/24
Longest Start	5.0	James Madison	2/19/24
Shortest Start	1.0	Grambling	2/27/24
Longest Relief	2.2	at #23 Auburn	3/24/23
Hits	6	Texas Tech	4/17/24
Runs	3	Texas Tech	4/17/24
Earned Runs	3	Texas Tech	4/17/24
Walks	3	San Jose State	4/10/24
Strikeouts	6	vs. Oklahoma State	2/24/23



41 WILL McENTIRE

SEASON HIGHS

Category	High	Opponent (Last)	Date
Innings	2.2	Washington State [DH-1]	2/14/25
Longest Start	--	--	--
Shortest Start	--	--	--
Longest Relief	2.2	Washington State [DH-1]	2/14/25
Hits	2	2x (vs. Michigan)	2/23/25
Runs	2	vs. Michigan	2/23/25
Earned Runs	2	vs. Michigan	2/23/25
Walks	1	vs. Michigan	2/23/25
Strikeouts	3	Washington State [DH-1]	2/14/25

CAREER HIGHS

Category	High	Opponent (Last)	Date
Innings	9.0	Louisiana Tech	3/11/23
Longest Start	9.0	Louisiana Tech	3/11/23
Shortest Start	1.1	2x (at #5 Texas A&M)	5/18/24
Longest Relief	6.0	#6 South Carolina	5/13/23
Hits	9	at #1 LSU	3/25/23
Runs	7	at #1 LSU	3/25/23
Earned Runs	7	at #1 LSU	3/25/23
Walks	4	2x (at #6 Oklahoma State)	6/5/22
Strikeouts	9	2x (#6 South Carolina)	5/13/23



40 BEN BYBEE

SEASON HIGHS

Category	High	Opponent (Last)	Date
Innings	3.0	Grambling	2/25/25
Longest Start	3.0	Grambling	2/25/25
Shortest Start	--	--	--
Longest Relief	1.0	Washington State	2/17/25
Hits	2	Washington State	2/17/25
Runs	1	2x (Grambling)	2/25/25
Earned Runs	1	2x (Grambling)	2/25/25
Walks	2	Grambling	2/25/25
Strikeouts	2	Grambling	2/25/25

CAREER HIGHS

Category	High	Opponent (Last)	Date
Innings	5.0	2x (San Jose State)	4/9/24
Longest Start	5.0	2x (San Jose State)	4/9/24
Shortest Start	0.2	Alabama	4/2/23
Longest Relief	3.0	Kansas State	6/1/24
Hits	6	2x (Texas Tech)	4/16/24
Runs	6	Texas Tech	4/16/24
Earned Runs	6	Texas Tech	4/16/24
Walks	4	2x (#14 Mississippi State)	5/11/24
Strikeouts	6	2x (Missouri State)	5/1/24



44 CARSON WIGGINS

SEASON HIGHS

Category	High	Opponent (Last)	Date
Innings	1.0	2x (Grambling)	2/25/25
Longest Start	--	--	--
Shortest Start	--	--	--
Longest Relief	1.0	Washington State	2/15/25
Hits	1	2x (vs. Michigan)	2/23/25
Runs	1	vs. Michigan	2/23/25
Earned Runs	1	vs. Michigan	2/23/25
Walks	1	vs. Michigan	2/23/25
Strikeouts	1	2x (Grambling)	2/25/25

CAREER HIGHS

Category	High	Opponent (Last)	Date
Innings	1.0	2x (Grambling)	2/25/25
Longest Start	--	--	--
Shortest Start	--	--	--
Longest Relief	1.0	Washington State	2/15/25
Hits	1	2x (vs. Michigan)	2/23/25
Runs	1	vs. Michigan	2/23/25
Earned Runs	1	vs. Michigan	2/23/25
Walks	1	vs. Michigan	2/23/25
Strikeouts	1	2x (Grambling)	2/25/25




45 LANCE DAVIS

SEASON HIGHS

Category	High	Opponent (Last)	Date
Innings	--	--	--
Longest Start	--	--	--
Shortest Start	--	--	--
Longest Relief	--	--	--
Hits	--	--	--
Runs	--	--	--
Earned Runs	--	--	--
Walks	--	--	--
Strikeouts	--	--	--

CAREER HIGHS

Category	High	Opponent (Last)	Date
Innings	--	--	--
Longest Start	--	--	--
Shortest Start	--	--	--
Longest Relief	--	--	--
Hits	--	--	--
Runs	--	--	--
Earned Runs	--	--	--
Walks	--	--	--
Strikeouts	--	--	--




46 CHRISTIAN FOUTCH

SEASON HIGHS

Category	High	Opponent (Last)	Date
Innings	2.0	Washington State [DH-1]	2/14/25
Longest Start	--	--	--
Shortest Start	--	--	--
Longest Relief	2.0	Washington State [DH-1]	2/14/25
Hits	2	Washington State [DH-1]	2/14/25
Runs	1	Washington State [DH-1]	2/14/25
Earned Runs	0	2x (vs. #22 TCU)	2/22/25
Walks	2	vs. #22 TCU	2/22/25
Strikeouts	1	vs. #22 TCU	2/22/25

CAREER HIGHS

Category	High	Opponent (Last)	Date
Innings	2.0	5x (Washington State [DH-1])	2/14/25
Longest Start	--	--	--
Shortest Start	--	--	--
Longest Relief	2.0	5x (Washington State [DH-1])	2/14/25
Hits	6	Little Rock	4/12/23
Runs	4	Little Rock	4/12/23
Earned Runs	4	Little Rock	4/12/23
Walks	2	6x (vs. #22 TCU)	2/22/25
Strikeouts	3	vs. South Carolina	5/22/24



49 JACKSON FARRELL

SEASON HIGHS

Category	High	Opponent (Last)	Date
Innings	--	--	--
Longest Start	--	--	--
Shortest Start	--	--	--
Longest Relief	--	--	--
Hits	--	--	--
Runs	--	--	--
Earned Runs	--	--	--
Walks	--	--	--
Strikeouts	--	--	--

CAREER HIGHS

Category	High	Opponent (Last)	Date
Innings	--	--	--
Longest Start	--	--	--
Shortest Start	--	--	--
Longest Relief	--	--	--
Hits	--	--	--
Runs	--	--	--
Earned Runs	--	--	--
Walks	--	--	--
Strikeouts	--	--	--



50 TAG ANDREWS

SEASON HIGHS

Category	High	Opponent (Last)	Date
Innings	--	--	--
Longest Start	--	--	--
Shortest Start	--	--	--
Longest Relief	--	--	--
Hits	--	--	--
Runs	--	--	--
Earned Runs	--	--	--
Walks	--	--	--
Strikeouts	--	--	--

CAREER HIGHS

Category	High	Opponent (Last)	Date
Innings	--	--	--
Longest Start	--	--	--
Shortest Start	--	--	--
Longest Relief	--	--	--
Hits	--	--	--
Runs	--	--	--
Earned Runs	--	--	--
Walks	--	--	--
Strikeouts	--	--	--



57 ROSS FELDER

SEASON HIGHS

Category	High	Opponent (Last)	Date
Innings	--	--	--
Longest Start	--	--	--
Shortest Start	--	--	--
Longest Relief	--	--	--
Hits	--	--	--
Runs	--	--	--
Earned Runs	--	--	--
Walks	--	--	--
Strikeouts	--	--	--

CAREER HIGHS

Category	High	Opponent (Last)	Date
Innings	--	--	--
Longest Start	--	--	--
Shortest Start	--	--	--
Longest Relief	--	--	--
Hits	--	--	--
Runs	--	--	--
Earned Runs	--	--	--
Walks	--	--	--
Strikeouts	--	--	--

OVERALL STATISTICS |||



Record: 7-1 Home: 5-0 Away: 0-0 Neutral: 2-1 SEC: 0-0

Player	avg	gp-gs	ab	r	h	2b	3b	hr	rbi	tb	slg%	bb	hp	so	gdp	ob%	sf	sh	sb-att	po	a	e	fld%		
25 Kuhio Aloy	.563	5-4	16	7	9	3	0	3	9	21	1.313	4	0	5	0	.650	0	0	0-0	0	0	0	.000		
10 Brent Iredale	.400	8-8	25	9	10	2	0	2	10	18	.720	8	3	4	0	.568	1	0	1-1	4	13	0	1.000		
9 Wehiwa Aloy	.393	8-8	28	8	11	1	0	3	7	21	.750	5	4	4	1	.541	0	0	1-1	10	23	2	.943		
4 Justin Thomas Jr.	.300	8-8	20	7	6	2	0	1	2	11	.550	9	1	6	1	.533	0	0	2-4	13	1	0	1.000		
8 Cam Kozeal	.278	5-4	18	4	5	3	0	0	1	8	.444	0	0	3	0	.278	0	1	0-0	18	9	0	1.000		
24 Charles Davalan	.258	8-8	31	6	8	2	0	0	7	10	.323	5	1	2	0	.378	0	0	1-1	13	0	0	1.000		
27 Ryder Helfrick	.250	8-7	20	4	5	1	1	1	6	11	.550	5	1	8	0	.407	1	0	0-1	53	3	2	.966		
22 Logan Maxwell	.235	5-5	17	5	4	0	0	0	2	4	.235	5	0	1	1	.391	1	0	0-0	0	0	0	.000		
5 Kendall Diggs	.235	5-5	17	2	4	2	0	0	1	6	.353	2	0	6	0	.316	0	0	1-2	12	0	0	1.000		
1 Rocco Peppi	.188	6-6	16	3	3	1	0	0	5	4	.250	2	3	2	0	.381	0	0	0-0	35	3	1	.974		
3 Nolan Souza	.059	6-5	17	1	1	0	0	0	1	1	.059	3	0	10	0	.200	0	0	1-1	9	11	0	1.000		

28 Carson Boles	.600	4-1	5	3	3	1	0	0	2	4	.800	1	0	1	0	.667	0	0	0-0	1	0	0	1.000		
17 Zane Becker	.500	5-1	6	1	3	2	0	0	1	5	.833	1	0	0	0	.571	0	0	0-0	19	0	0	1.000		
42 Michael Anderson	.000	1-1	4	0	0	0	0	0	0	0	.000	0	0	1	0	.000	0	0	0-0	3	0	0	1.000		
6 Gabe Fraser	.000	3-1	3	0	0	0	0	0	1	0	.000	0	0	1	0	.000	1	0	0-0	0	2	1	.667		
18 Reese Robinett	.000	3-0	2	0	0	0	0	0	0	0	.000	1	0	2	0	.333	0	0	0-0	6	1	0	1.000		
Totals	.294	8	245	60	72	20	1	10	55	124	.506	51	13	56	3	.435	4	1	7-11	201	76	6	.979		
Opponents	.214	8	234	21	50	10	1	3	19	71	.303	22	6	71	9	.295	2	4	10-13	185	66	8	.969		

LOB - Team (69), Opp (46). DPs turned - Team (12), Opp (3). IBB - Team (1), Maxwell 1. Picked off - Fraser 1, W. Aloy 1.

(All games Sorted by Earned run avg)

Player	era	w-l	app	gs	cg	sho	sv	ip	h	r	er	bb	so	2b	3b	hr	b/avg	wp	hp	bk	sfa	sha	
35 Landon Beidelschie	1.17	2-0	2	1	0	0/0	0	7.2	5	1	1	2	7	1	0	0	.208	0	0	0	0	1	
20 Gabe Gaeckle	1.69	0-0	2	2	0	0/0	0	10.2	6	2	2	5	9	1	0	0	.167	1	1	0	0	1	
33 Zach Root	1.80	1-0	2	2	0	0/0	0	10.0	4	2	2	3	18	0	0	0	.114	1	2	0	0	0	
14 Gage Wood	2.57	0-0	2	2	0	0/0	0	7.0	4	3	2	1	13	1	1	0	.160	1	1	0	1	0	

36 Parker Coil	0.00	0-0	4	0	0	0/0	0	4.1	5	2	0	0	2	1	0	0	.278	0	0	0	1	0	
31 Dylan Carter	0.00	2-0	2	0	0	0/0	0	3.2	5	0	0	1	2	1	0	0	.357	2	0	0	0	0	
46 Christian Foutch	0.00	1-0	2	0	0	0/0	1	3.1	3	1	0	2	1	0	0	0	.273	0	0	0	0	1	
29 Cole Gibler	0.00	0-0	2	0	0	0/0	0	2.0	0	0	0	2	4	0	0	0	.000	0	1	0	0	0	
38 Colin Fisher	0.00	0-0	2	0	0	0/0	0	2.0	0	0	0	1	3	0	0	0	.000	0	0	0	0	0	
26 Tate McGuire	3.38	0-1	3	0	0	0/0	1	2.2	3	1	1	0	2	1	0	0	.333	0	0	0	0	0	
40 Ben Bybee	4.50	1-0	2	1	0	0/0	0	4.0	3	2	2	2	2	1	0	0	.214	0	0	0	0	0	
44 Carson Wiggins	4.50	0-0	3	0	0	0/0	1	2.0	2	1	1	1	2	1	0	0	.250	2	0	0	0	0	
41 Will McEntire	5.79	0-0	3	0	0	0/0	0	4.2	5	3	3	1	3	0	0	3	.313	1	0	0	0	1	
16 Aiden Jimenez	9.00	0-0	2	0	0	0/0	0	2.0	4	2	2	1	1	2	0	0	.444	0	0	0	0	0	
13 Steele Eaves	9.00	0-0	1	0	0	0/0	0	1.0	1	1	1	0	2	0	0	0	.250	1	1	0	0	0	
Totals	2.28	7-1	8	8	0	0/0	3	67.0	50	21	17	22	71	10	1	3	.214	9	6	0	2	4	
Opponents	8.17	1-7	8	8	0	0/0	0	61.2	72	60	56	51	56	20	1	10	.294	9	13	2	4	1	

PB - Team (1), Becker 1, Opp (1). Pickoffs - Team (1), McGuire 1, Opp (2). SBA/ATT - Helfrick (10-12), Gaeckle (3-3), Beidelschies (1-3), Foutch (2-2), Coil (2-2), Bybee (1-1), Root (1-1), McEntire (0-1).

A ||| GAMES SUMMARY

Score by innings	1	2	3	4	5	6	7	8	9	EX	Total
Arkansas	6	3	5	15	14	8	5	2	0	2	60
Opponents	1	1	1	5	2	6	1	1	2	1	21

Record when ...

Overall	7-1	After 6 leading	5-0
Conference	0-0 trailing	1-0
Non-Conference	7-1 tied	1-1
Home games	5-0	After 7 leading	3-0
Away games	0-0 trailing	0-1
Neutral site	2-1 tied	1-0
Day games	6-0	After 8 leading	3-0
Night games	1-1 trailing	0-1
vs Left starter	3-1 tied	1-0
vs Right starter	4-0		
1-Run games	2-1	Hit 0 home runs	2-0
2-Run games	1-0	... 1 home run	3-0
5+Run games	3-0	... 2+ home runs	2-1
Extra innings	1-0		
Shutouts	0-0	Opponent 0 home runs	5-1
	 1 home run	1-0
Scoring 0-2 runs	1-1 2+ HRs	1-0
..... 3-5 runs	2-0		
..... 6-9 runs	1-0	Made 0 errors	4-1
..... 10+ runs	3-0 1 error	0-0
	 2+ errors	3-0
Opponent 0-2 runs	5-0		
..... 3-5 runs	1-1	Opp. made 0 errors	3-1
..... 6-9 runs	1-0 1 error	1-0
..... 10+ runs	0-0 2+ errors	3-0
Scored in 1st inning	3-0	Out-hit opponent	4-0
Opp. scored in 1st	1-0	Out-hit by opponent	2-1
Scores first	4-0	Hits are tied	1-0
Opp. scores first	3-1		

Record when team scores:

Runs	0	1	2	3	4	5	6	7	8	9	10+
W-L	0-0	0-0	1-1	1-0	0-0	1-0	0-0	0-0	1-0	0-0	3-0

Record when opponent scores:

Runs	0	1	2	3	4	5	6	7	8	9	10+
W-L	0-0	1-0	4-0	1-1	0-0	0-0	1-0	0-0	0-0	0-0	0-0

Record when leading after:

Inn.	1	2	3	4	5	6	7	8
W-L	3-0	4-0	4-0	4-0	4-0	5-0	3-0	3-0

Record when trailing after:

Inn.	1	2	3	4	5	6	7	8
W-L	0-0	0-0	0-1	1-1	1-1	1-0	0-1	0-1

Record when tied after:

Inn.	1	2	3	4	5	6	7	8
W-L	4-1	3-1	3-0	2-0	2-0	1-1	1-0	1-0

Current winning streak: 3

Longest winning streak: 4

Longest losing streak: 1

Home attendance : 36383 (4 dates avg = 9095)

Away attendance : 44742 (3 dates avg = 14914)

Total attendance: 81125 (7 dates avg = 11589)



Multiple Hit Games	2	3	4	5+	Total
9 Wehiwa Aloy	2	-	1	-	3
25 Kuhio Aloy	1	-	1	-	2
10 Brent Iredale	1	1	-	-	2
24 Charles Davalan	2	-	-	-	2
8 Cam Kozeal	1	-	-	-	1
28 Carson Boles	1	-	-	-	1
1 Rocco Peppi	1	-	-	-	1
17 Zane Becker	1	-	-	-	1
4 Justin Thomas Jr.	1	-	-	-	1
22 Logan Maxwell	1	-	-	-	1
TEAM	12	1	2	0	15

Multiple RBI Games	2	3	4	5+	Total
25 Kuhio Aloy	2	1	-	-	3
24 Charles Davalan	2	1	-	-	3
10 Brent Iredale	2	-	1	-	3
9 Wehiwa Aloy	3	-	-	-	3
27 Ryder Helfrick	-	2	-	-	2
1 Rocco Peppi	-	-	1	-	1
28 Carson Boles	1	-	-	-	1
TEAM	10	4	2	0	16

Hitting Streaks	Longest	Current
10 Brent Iredale	5	2
25 Kuhio Aloy	5	5
5 Kendall Diggs	4	4
24 Charles Davalan	4	2
9 Wehiwa Aloy	3	2
8 Cam Kozeal	3	1
4 Justin Thomas Jr.	3	1
28 Carson Boles	2	2
22 Logan Maxwell	2	1
17 Zane Becker	2	-
27 Ryder Helfrick	2	1
3 Nolan Souza	1	-
1 Rocco Peppi	1	1

Reached Base Streaks	Longest	Current
9 Wehiwa Aloy	8	8
10 Brent Iredale	8	8
22 Logan Maxwell	5	5
25 Kuhio Aloy	5	5
24 Charles Davalan	5	2
5 Kendall Diggs	4	4
4 Justin Thomas Jr.	4	3
8 Cam Kozeal	3	1
28 Carson Boles	3	3
3 Nolan Souza	2	2
27 Ryder Helfrick	2	1
17 Zane Becker	2	-
1 Rocco Peppi	1	1
18 Reese Robinett	1	-



**Starting Lineup By Position
(Team W-L record when starter)**

PITCHER:		
33 Zach Root	2	(2-0)
20 Gabe Gaeckle	2	(1-1)
14 Gage Wood	2	(2-0)
40 Ben Bybee	1	(1-0)
35 Landon Beidelschi	1	(1-0)
CATCHER:		
27 Ryder Helfrick	7	(6-1)
17 Zane Becker	1	(1-0)
FIRST BASE:		
1 Rocco Peppi	5	(4-1)
8 Cam Kozeal	2	(2-0)
42 Michael Anderson	1	(1-0)
SECOND BASE:		
3 Nolan Souza	5	(4-1)
8 Cam Kozeal	2	(2-0)
6 Gabe Fraser	1	(1-0)
THIRD BASE:		
10 Brent Iredale	8	(7-1)
SHORTSTOP:		
9 Wehiwa Aloy	8	(7-1)
LEFT FIELD:		
24 Charles Davalan	4	(3-1)
4 Justin Thomas Jr.	4	(4-0)
CENTER FIELD:		
24 Charles Davalan	4	(4-0)
4 Justin Thomas Jr.	4	(3-1)
RIGHT FIELD:		
5 Kendall Diggs	5	(4-1)
28 Carson Boles	1	(1-0)
1 Rocco Peppi	1	(1-0)
22 Logan Maxwell	1	(1-0)
DESIGNATED HITTER:		
22 Logan Maxwell	4	(4-0)
25 Kuhio Aloy	4	(3-1)

**Starting Lineup By Lineup Spot
(Team W-L record when starter)**

LEADOFF:		
24 Charles Davalan	8	(7-1)
2ND SPOT:		
9 Wehiwa Aloy	8	(7-1)
3RD SPOT:		
22 Logan Maxwell	5	(5-0)
1 Rocco Peppi	2	(2-0)
10 Brent Iredale	1	(0-1)
CLEANUP:		
10 Brent Iredale	7	(7-0)
25 Kuhio Aloy	1	(0-1)
5TH SPOT:		
25 Kuhio Aloy	3	(3-0)
8 Cam Kozeal	2	(2-0)
3 Nolan Souza	1	(1-0)
1 Rocco Peppi	1	(0-1)
5 Kendall Diggs	1	(1-0)
6TH SPOT:		
5 Kendall Diggs	3	(2-1)
1 Rocco Peppi	3	(3-0)
27 Ryder Helfrick	2	(2-0)
7TH SPOT:		
27 Ryder Helfrick	3	(2-1)
3 Nolan Souza	2	(2-0)
42 Michael Anderson	1	(1-0)
5 Kendall Diggs	1	(1-0)
28 Carson Boles	1	(1-0)
8TH SPOT:		
27 Ryder Helfrick	2	(2-0)
8 Cam Kozeal	2	(2-0)
3 Nolan Souza	2	(1-1)
6 Gabe Fraser	1	(1-0)
17 Zane Becker	1	(1-0)
9TH SPOT:		
4 Justin Thomas Jr.	8	(7-1)



STARTERS SUMMARY

Player	GS	Position											Batting Order								
		p	c	1b	2b	3b	ss	lf	cf	rf	of	dh	1st	2nd	3rd	4th	5th	6th	7th	8th	9th
4 Justin Thomas J	8	4	4	8
10 Brent Iredale	8	8
9 Wehiwa Aloy	8	8
24 Charles Davala	8	4	4	8
27 Ryder Helfrick	7	.	7	2	3	2	.	.
1 Rocco Peppi	6	.	.	5	1
22 Logan Maxwell	5	1	.	4
5 Kendall Diggs	5	5	1	3	1
3 Nolan Souza	5	.	.	.	5	1	.	2	2	.	.	.
25 Kuhio Aloy	4	4
8 Cam Kozeal	4	.	.	2	2	2	.	.	2	.	.
14 Gage Wood	2	2
33 Zach Root	2	2
20 Gabe Gaeckle	2	2
17 Zane Becker	1	.	1	1	.
6 Gabe Fraser	1	.	.	.	1	1	.
28 Carson Boles	1	1	1	.	.
42 Michael Anders	1	.	.	1	1	.	.
35 Landon Beidels	1	1
40 Ben Bybee	1	1



INDIVIDUAL GAME-BY-GAME

#42 Michael Anderson - 1 game (All games)

Date	Opponent	Pos	AB	R	H	RBI	2B	3B	HR	BB	SB	CS	HBP	SAC	SF	GDP	K	PO	A	E	Avg
Feb 14	WASHINGTON ST	*1b	4	0	0	0	0	0	0	0	0	0	0	0	0	0	1	3	0	0	.000
Totals		1gs	4	0	0	0	0	0	0	0	0	0	0	0	0	0	1	3	0	0	.000

On base pct. .000 • Slugging pct. .000

#17 Zane Becker - 5 games (All games)

Date	Opponent	Pos	AB	R	H	RBI	2B	3B	HR	BB	SB	CS	HBP	SAC	SF	GDP	K	PO	A	E	Avg
Feb 14	WASHINGTON ST	pr/c	0	1	0	0	0	0	0	0	0	0	0	0	0	0	0	1	0	0	.000
Feb 15	WASHINGTON ST	*c	3	0	2	1	2	0	0	0	0	0	0	0	0	0	0	8	0	0	.667
Feb 17	WASHINGTON ST	c	0	0	0	0	0	0	0	0	0	0	0	0	0	0	0	1	0	0	.667
Feb 23	vs Michigan	ph/c	2	0	1	0	0	0	0	1	0	0	0	0	0	0	0	6	0	0	.600
Feb 25	GRAMBLING	c	1	0	0	0	0	0	0	0	0	0	0	0	0	0	0	3	0	0	.500
Totals		1gs	6	1	3	1	2	0	0	1	0	0	0	0	0	0	0	19	0	0	.500

On base pct. .571 • Slugging pct. .833

#35 Landon Beidelschies - 2 games (All games)

Date	Opponent	Pos	AB	R	H	RBI	2B	3B	HR	BB	SB	CS	HBP	SAC	SF	GDP	K	PO	A	E	Avg
Feb 17	WASHINGTON ST	*p	0	0	0	0	0	0	0	0	0	0	0	0	0	0	0	0	1	0	.000
Feb 22	vs TCU	p	0	0	0	0	0	0	0	0	0	0	0	0	0	0	0	0	1	0	.000
Totals		1gs	0	0	0	0	0	0	0	0	0	0	0	0	0	0	0	0	2	0	.000

On base pct. .000 • Slugging pct. .000

#35 Landon Beidelschies - 2 appearances (All games)

Date	Opponent	GS	IP	H	R	ER	BB	SO	2B	3B	HR	WP	BK	HBP	IBB	Score	W-L	Sv	ERA	NP
Feb 17	WASHINGTON ST	*	5.0	4	1	1	1	7	1	0	0	0	0	0	0	12-2	1-0	0	1.80	71
Feb 22	vs TCU		2.2	1	0	0	1	0	0	0	0	0	0	0	0	2-1	2-0	0	1.17	33
Totals		1	7.2	5	1	1	2	7	1	0	0	0	0	0	0	14-3	2-0	0	1.17	-

#28 Carson Boles - 4 games (All games)

Date	Opponent	Pos	AB	R	H	RBI	2B	3B	HR	BB	SB	CS	HBP	SAC	SF	GDP	K	PO	A	E	Avg
Feb 14	WASHINGTON ST	of	1	1	1	0	0	0	0	0	0	0	0	0	0	0	0	0	0	0	1.000
Feb 15	WASHINGTON ST	pr	0	0	0	0	0	0	0	0	0	0	0	0	0	0	0	0	0	0	1.000
Feb 17	WASHINGTON ST	*of	4	2	2	2	1	0	0	0	0	0	0	0	0	0	1	0	0	0	.600
Feb 22	vs TCU	of	0	0	0	0	0	0	0	1	0	0	0	0	0	0	0	1	0	0	.600
Totals		1gs	5	3	3	2	1	0	0	1	0	0	0	0	0	0	1	1	0	0	.600

On base pct. .667 • Slugging pct. .800

#40 Ben Bybee - 1 game (All games)

Date	Opponent	Pos	AB	R	H	RBI	2B	3B	HR	BB	SB	CS	HBP	SAC	SF	GDP	K	PO	A	E	Avg
Feb 17	WASHINGTON ST	p	0	0	0	0	0	0	0	0	0	0	0	0	0	0	0	1	0	0	.000
Totals		0gs	0	0	0	0	0	0	0	0	0	0	0	0	0	0	0	1	0	0	.000

On base pct. .000 • Slugging pct. .000

#40 Ben Bybee - 2 appearances (All games)

Date	Opponent	GS	IP	H	R	ER	BB	SO	2B	3B	HR	WP	BK	HBP	IBB	Score	W-L	Sv	ERA	NP
Feb 17	WASHINGTON ST		1.0	2	1	1	0	0	1	0	0	0	0	0	0	12-2	0-0	0	9.00	17
Feb 25	GRAMBLING	*	3.0	1	1	1	2	2	0	0	0	0	0	0	0	14-3	1-0	0	4.50	47
Totals		1	4.0	3	2	2	2	2	1	0	0	0	0	0	0	26-5	1-0	0	4.50	-



#31 Dylan Carter - 2 games (All games)

Date	Opponent	Pos	AB	R	H	RBI	2B	3B	HR	BB	SB	CS	HBP	SAC	SF	GDP	K	PO	A	E	Avg
Feb 15	WASHINGTON ST	p	0	0	0	0	0	0	0	0	0	0	0	0	0	0	0	0	1	0	.000
Feb 23	vs Michigan	p	0	0	0	0	0	0	0	0	0	0	0	0	0	0	0	1	0	0	.000
Totals		ogs	0	0	0	0	0	0	0	0	0	0	0	0	0	0	0	1	1	0	.000

On base pct. .000 • Slugging pct. .000

#31 Dylan Carter - 2 appearances (All games)

Date	Opponent	GS	IP	H	R	ER	BB	SO	2B	3B	HR	WP	BK	HBP	IBB	Score	W-L	Sv	ERA	NP
Feb 15	WASHINGTON ST		1.2	2	0	0	0	1	1	0	0	1	0	0	0	5-2	1-0	0	0.00	23
Feb 23	vs Michigan		2.0	3	0	0	1	1	0	0	0	1	0	0	0	8-6	2-0	0	0.00	33
Totals		0	3.2	5	0	0	1	2	1	0	0	2	0	0	0	13-8	2-0	0	0.00	-

#36 Parker Coil - 4 appearances (All games)

Date	Opponent	GS	IP	H	R	ER	BB	SO	2B	3B	HR	WP	BK	HBP	IBB	Score	W-L	Sv	ERA	NP
Feb 14	WASHINGTON ST		0.1	1	0	0	0	0	0	0	0	0	0	0	0	3-2	0-0	0	0.00	5
Feb 15	WASHINGTON ST		1.1	1	0	0	0	1	0	0	0	0	0	0	0	5-2	0-0	0	0.00	16
Feb 21	vs Kansas State		1.0	0	0	0	0	0	0	0	0	0	0	0	0	2-3	0-0	0	0.00	12
Feb 23	vs Michigan		1.2	3	2	0	0	1	1	0	0	0	0	0	0	8-6	0-0	0	0.00	29
Totals		0	4.1	5	2	0	0	2	1	0	0	0	0	0	0	18-13	0-0	0	0.00	-

#24 Charles Davalan - 8 games (All games)

Date	Opponent	Pos	AB	R	H	RBI	2B	3B	HR	BB	SB	CS	HBP	SAC	SF	GDP	K	PO	A	E	Avg
Feb 14	WASHINGTON ST	*of	4	1	1	0	0	0	0	1	0	0	0	0	0	0	0	4	0	0	.250
Feb 14	WASHINGTON ST	*of	5	1	2	3	0	0	0	0	0	0	0	0	0	0	1	0	0	0	.333
Feb 15	WASHINGTON ST	*of	4	1	1	0	1	0	0	0	0	0	0	0	0	0	0	3	0	0	.308
Feb 17	WASHINGTON ST	*of	4	1	1	2	0	0	0	1	1	0	0	0	0	0	0	1	0	0	.294
Feb 21	vs Kansas State	*of	2	0	0	0	0	0	0	1	0	0	1	0	0	0	0	2	0	0	.263
Feb 22	vs TCU	*of	4	0	0	0	0	0	0	0	0	0	0	0	0	0	1	1	0	0	.217
Feb 23	vs Michigan	*of	5	1	2	2	1	0	0	0	0	0	0	0	0	0	0	2	0	0	.250
Feb 25	GRAMBLING	*of	3	1	1	0	0	0	0	2	0	0	0	0	0	0	0	0	0	0	.258
Totals		8gs	31	6	8	7	2	0	0	5	1	0	1	0	0	0	2	13	0	0	.258

On base pct. .378 • Slugging pct. .323

#5 Kendall Diggs - 5 games (All games)

Date	Opponent	Pos	AB	R	H	RBI	2B	3B	HR	BB	SB	CS	HBP	SAC	SF	GDP	K	PO	A	E	Avg
Feb 14	WASHINGTON ST	*of	4	0	0	0	0	0	0	0	0	0	0	0	0	0	2	1	0	0	.000
Feb 15	WASHINGTON ST	*of	3	1	1	0	1	0	0	1	0	1	0	0	0	0	1	4	0	0	.143
Feb 21	vs Kansas State	*of	4	0	1	0	0	0	0	0	0	0	0	0	0	0	2	1	0	0	.182
Feb 22	vs TCU	*of	2	0	1	0	0	0	0	0	1	0	0	0	0	0	0	2	0	0	.231
Feb 23	vs Michigan	*of	4	1	1	1	1	0	0	1	0	0	0	0	0	0	1	4	0	0	.235
Totals		5gs	17	2	4	1	2	0	0	2	1	1	0	0	0	0	6	12	0	0	.235

On base pct. .316 • Slugging pct. .353

#13 Steele Eaves - 1 game (All games)

Date	Opponent	Pos	AB	R	H	RBI	2B	3B	HR	BB	SB	CS	HBP	SAC	SF	GDP	K	PO	A	E	Avg
Feb 25	GRAMBLING	p	0	0	0	0	0	0	0	0	0	0	0	0	0	0	0	0	1	0	.000
Totals		ogs	0	0	0	0	0	0	0	0	0	0	0	0	0	0	0	0	1	0	.000

On base pct. .000 • Slugging pct. .000



||| INDIVIDUAL GAME-BY-GAME

#13 Steele Eaves - 1 appearance (All games)

Date	Opponent	GS	IP	H	R	ER	BB	SO	2B	3B	HR	WP	BK	HBP	IBB	Score	W-L	Sv	ERA	NP
Feb 25	GRAMBLING		1.0	1	1	1	0	2	0	0	0	1	0	1	0	14-3	0-0	0	9.00	19
Totals		0	1.0	1	1	1	0	2	0	0	0	1	0	1	0	14-3	0-0	0	9.00	-

#38 Colin Fisher - 2 appearances (All games)

Date	Opponent	GS	IP	H	R	ER	BB	SO	2B	3B	HR	WP	BK	HBP	IBB	Score	W-L	Sv	ERA	NP
Feb 23	vs Michigan		1.0	0	0	0	1	2	0	0	0	0	0	0	0	8-6	0-0	0	0.00	14
Feb 25	GRAMBLING		1.0	0	0	0	0	1	0	0	0	0	0	0	0	14-3	0-0	0	0.00	11
Totals		0	2.0	0	0	0	1	3	0	0	0	0	0	0	0	22-9	0-0	0	0.00	-

#46 Christian Foutch - 1 game (All games)

Date	Opponent	Pos	AB	R	H	RBI	2B	3B	HR	BB	SB	CS	HBP	SAC	SF	GDP	K	PO	A	E	Avg
Feb 14	WASHINGTON ST	p	0	0	0	0	0	0	0	0	0	0	0	0	0	0	0	0	1	0	.000
Totals		0gs	0	0	0	0	0	0	0	0	0	0	0	0	0	0	0	0	1	0	.000

On base pct. .000 • Slugging pct. .000

#46 Christian Foutch - 2 appearances (All games)

Date	Opponent	GS	IP	H	R	ER	BB	SO	2B	3B	HR	WP	BK	HBP	IBB	Score	W-L	Sv	ERA	NP
Feb 14	WASHINGTON ST		2.0	2	1	0	0	0	0	0	0	0	0	0	0	3-2	1-0	0	0.00	32
Feb 22	vs TCU		1.1	1	0	0	2	1	0	0	0	0	0	0	0	2-1	1-0	1	0.00	29
Totals		0	3.1	3	1	0	2	1	0	0	0	0	0	0	0	5-3	1-0	1	0.00	-

#6 Gabe Fraser - 3 games (All games)

Date	Opponent	Pos	AB	R	H	RBI	2B	3B	HR	BB	SB	CS	HBP	SAC	SF	GDP	K	PO	A	E	Avg
Feb 15	WASHINGTON ST	pr	0	0	0	0	0	0	0	0	0	0	0	0	0	0	0	0	0	0	.000
Feb 22	vs TCU	*2b	3	0	0	0	0	0	0	0	0	0	0	0	0	0	1	0	2	1	.000
Feb 25	GRAMBLING	2b	0	0	0	1	0	0	0	0	0	0	0	0	1	0	0	0	0	0	.000
Totals		1gs	3	0	0	1	0	0	0	0	0	0	0	0	1	0	1	0	2	1	.000

On base pct. .000 • Slugging pct. .000

#20 Gabe Gaeckle - 1 game (All games)

Date	Opponent	Pos	AB	R	H	RBI	2B	3B	HR	BB	SB	CS	HBP	SAC	SF	GDP	K	PO	A	E	Avg
Feb 21	vs Kansas State	*p	0	0	0	0	0	0	0	0	0	0	0	0	0	0	0	1	3	0	.000
Totals		1gs	0	0	0	0	0	0	0	0	0	0	0	0	0	0	0	1	3	0	.000

On base pct. .000 • Slugging pct. .000

#20 Gabe Gaeckle - 2 appearances (All games)

Date	Opponent	GS	IP	H	R	ER	BB	SO	2B	3B	HR	WP	BK	HBP	IBB	Score	W-L	Sv	ERA	NP
Feb 14	WASHINGTON ST	*	5.0	1	0	0	1	7	0	0	0	1	0	1	0	3-2	0-0	0	0.00	78
Feb 21	vs Kansas State	*	5.2	5	2	2	4	2	1	0	0	0	0	0	0	2-3	0-0	0	1.69	99
Totals		2	10.2	6	2	2	5	9	1	0	0	1	0	1	0	5-5	0-0	0	1.69	-



#29 Cole Gibler - 2 appearances (All games)

Date	Opponent	GS	IP	H	R	ER	BB	SO	2B	3B	HR	WP	BK	HBP	IBB	Score	W-L	Sv	ERA	NP
Feb 17	WASHINGTON ST		1.0	0	0	0	1	1	0	0	0	0	0	0	0	12-2	0-0	0	0.00	12
Feb 23	vs Michigan		1.0	0	0	0	1	3	0	0	0	0	0	0	1	8-6	0-0	0	0.00	25
Totals		0	2.0	0	0	0	2	4	0	0	0	0	0	0	1	20-8	0-0	0	0.00	-

#27 Ryder Helfrick - 8 games (All games)

Date	Opponent	Pos	AB	R	H	RBI	2B	3B	HR	BB	SB	CS	HBP	SAC	SF	GDP	K	PO	A	E	Avg
Feb 14	WASHINGTON ST	*c	2	1	1	0	0	0	0	2	0	1	0	0	0	0	1	11	1	1	.500
Feb 14	WASHINGTON ST	*c	3	0	1	3	0	1	0	1	0	0	0	0	0	0	1	8	0	0	.400
Feb 15	WASHINGTON ST	c	1	0	0	0	0	0	0	0	0	0	0	0	0	0	0	2	0	0	.333
Feb 17	WASHINGTON ST	*c	2	2	1	0	1	0	0	2	0	0	0	0	0	0	1	6	2	0	.375
Feb 21	vs Kansas State	*c	4	0	1	0	0	0	0	0	0	0	0	0	0	0	0	4	0	0	.333
Feb 22	vs TCU	*c	4	0	0	0	0	0	0	0	0	0	0	0	0	0	2	11	0	1	.250
Feb 23	vs Michigan	*c	2	0	0	0	0	0	0	0	0	0	0	0	0	0	2	7	0	0	.222
Feb 25	GRAMBLING	*c	2	1	1	3	0	0	1	0	0	0	1	0	1	0	1	4	0	0	.250
Totals		7gs	20	4	5	6	1	1	1	5	0	1	1	0	1	0	8	53	3	2	.250

On base pct. .407 • Slugging pct. .550

#10 Brent Iredale - 8 games (All games)

Date	Opponent	Pos	AB	R	H	RBI	2B	3B	HR	BB	SB	CS	HBP	SAC	SF	GDP	K	PO	A	E	Avg
Feb 14	WASHINGTON ST	*3b	4	0	1	1	0	0	0	0	0	0	0	0	1	0	2	3	1	0	.250
Feb 14	WASHINGTON ST	*3b	4	2	3	4	1	0	0	1	0	0	0	0	0	0	0	0	2	0	.500
Feb 15	WASHINGTON ST	*3b	3	2	2	2	0	0	2	1	0	0	0	0	0	0	0	0	3	0	.545
Feb 17	WASHINGTON ST	*3b	4	0	1	2	0	0	0	0	0	0	1	0	0	0	0	0	3	0	.467
Feb 21	vs Kansas State	*3b	3	0	1	0	1	0	0	1	0	0	0	0	0	0	0	0	1	0	.444
Feb 22	vs TCU	*3b	3	1	0	0	0	0	0	1	0	0	0	0	0	0	1	0	0	0	.381
Feb 23	vs Michigan	*3b	3	0	1	1	0	0	0	1	0	0	1	0	0	0	1	1	1	0	.375
Feb 25	GRAMBLING	*3b	1	4	1	0	0	0	0	3	1	0	1	0	0	0	0	0	2	0	.400
Totals		8gs	25	9	10	10	2	0	2	8	1	0	3	0	1	0	4	4	13	0	.400

On base pct. .568 • Slugging pct. .720

#16 Aiden Jimenez - 2 appearances (All games)

Date	Opponent	GS	IP	H	R	ER	BB	SO	2B	3B	HR	WP	BK	HBP	IBB	Score	W-L	Sv	ERA	NP
Feb 14	WASHINGTON ST		1.0	2	1	1	0	0	1	0	0	0	0	0	0	14-2	0-0	0	9.00	14
Feb 25	GRAMBLING		1.0	2	1	1	1	1	1	0	0	0	0	0	0	14-3	0-0	0	9.00	23
Totals		0	2.0	4	2	2	1	1	2	0	0	0	0	0	0	28-5	0-0	0	9.00	-

#25 Kuhio Aloy - 5 games (All games)

Date	Opponent	Pos	AB	R	H	RBI	2B	3B	HR	BB	SB	CS	HBP	SAC	SF	GDP	K	PO	A	E	Avg
Feb 14	WASHINGTON ST	*dh	4	2	2	3	1	0	1	1	0	0	0	0	0	0	1	0	0	0	.500
Feb 17	WASHINGTON ST	*dh	3	2	1	1	0	0	1	2	0	0	0	0	0	0	2	0	0	0	.429
Feb 21	vs Kansas State	*dh	4	1	1	1	0	0	1	0	0	0	0	0	0	0	2	0	0	0	.364
Feb 22	vs TCU	ph	1	0	1	2	1	0	0	0	0	0	0	0	0	0	0	0	0	0	.417
Feb 25	GRAMBLING	*dh	4	2	4	2	1	0	0	1	0	0	0	0	0	0	0	0	0	0	.562
Totals		4gs	16	7	9	9	3	0	3	4	0	0	0	0	0	0	5	0	0	0	.562

On base pct. .650 • Slugging pct. 1.312



INDIVIDUAL GAME-BY-GAME

#8 Cam Kozeal - 5 games (All games)

Date	Opponent	Pos	AB	R	H	RBI	2B	3B	HR	BB	SB	CS	HBP	SAC	SF	GDP	K	PO	A	E	Avg
Feb 14	WASHINGTON ST	*2b	4	2	2	0	2	0	0	0	0	0	0	0	0	0	1	4	2	0	.500
Feb 17	WASHINGTON ST	*2b	4	2	1	0	0	0	0	0	0	0	0	0	0	0	1	2	4	0	.375
Feb 21	vs Kansas State	ph/1	2	0	1	0	1	0	0	0	0	0	0	0	0	0	0	3	0	0	.400
Feb 22	vs TCU	*1b	3	0	0	0	0	0	0	0	0	0	0	1	0	0	1	5	2	0	.308
Feb 23	vs Michigan	*1b	5	0	1	1	0	0	0	0	0	0	0	0	0	0	0	4	1	0	.278
Totals		4gs	18	4	5	1	3	0	0	0	0	0	0	1	0	0	3	18	9	0	.278

On base pct. .278 • Slugging pct. .444

#22 Logan Maxwell - 5 games (All games)

Date	Opponent	Pos	AB	R	H	RBI	2B	3B	HR	BB	SB	CS	HBP	SAC	SF	GDP	K	PO	A	E	Avg
Feb 14	WASHINGTON ST	*dh	3	0	1	1	0	0	0	1	0	0	0	0	1	0	0	0	0	0	.333
Feb 15	WASHINGTON ST	*dh	4	0	1	0	0	0	0	0	0	0	0	0	0	0	0	0	0	0	.286
Feb 22	vs TCU	*dh	3	1	0	0	0	0	0	1	0	0	0	0	0	0	1	0	0	0	.200
Feb 23	vs Michigan	*dh	3	1	0	0	0	0	0	2	0	0	0	0	0	1	0	0	0	0	.154
Feb 25	GRAMBLING	*of	4	3	2	1	0	0	0	1	0	0	0	0	0	0	0	0	0	0	.235
Totals		5gs	17	5	4	2	0	0	0	5	0	0	0	0	1	1	1	0	0	0	.235

On base pct. .391 • Slugging pct. .235

#41 Will McEntire - 1 game (All games)

Date	Opponent	Pos	AB	R	H	RBI	2B	3B	HR	BB	SB	CS	HBP	SAC	SF	GDP	K	PO	A	E	Avg
Feb 21	vs Kansas State	p	0	0	0	0	0	0	0	0	0	0	0	0	0	0	0	0	1	0	.000
Totals		0gs	0	0	0	0	0	0	0	0	0	0	0	0	0	0	0	0	1	0	.000

On base pct. .000 • Slugging pct. .000

#41 Will McEntire - 3 appearances (All games)

Date	Opponent	GS	IP	H	R	ER	BB	SO	2B	3B	HR	WP	BK	HBP	IBB	Score	W-L	Sv	ERA	NP
Feb 14	WASHINGTON ST		2.2	2	1	1	0	3	0	0	1	0	0	0	0	3-2	0-0	0	3.38	37
Feb 21	vs Kansas State		1.0	1	0	0	0	0	0	0	0	1	0	0	0	2-3	0-0	0	2.45	10
Feb 23	vs Michigan		1.0	2	2	2	1	0	0	0	2	0	0	0	0	8-6	0-0	0	5.79	29
Totals		0	4.2	5	3	3	1	3	0	0	3	1	0	0	0	13-11	0-0	0	5.79	-

#26 Tate McGuire - 1 game (All games)

Date	Opponent	Pos	AB	R	H	RBI	2B	3B	HR	BB	SB	CS	HBP	SAC	SF	GDP	K	PO	A	E	Avg
Feb 21	vs Kansas State	p	0	0	0	0	0	0	0	0	0	0	0	0	0	0	0	1	1	0	.000
Totals		0gs	0	0	0	0	0	0	0	0	0	0	0	0	0	0	0	1	1	0	.000

On base pct. .000 • Slugging pct. .000

#26 Tate McGuire - 3 appearances (All games)

Date	Opponent	GS	IP	H	R	ER	BB	SO	2B	3B	HR	WP	BK	HBP	IBB	Score	W-L	Sv	ERA	NP
Feb 14	WASHINGTON ST		1.0	1	0	0	0	1	0	0	0	0	0	0	0	14-2	0-0	0	0.00	7
Feb 21	vs Kansas State		1.1	2	1	1	0	1	1	0	0	0	0	0	0	2-3	0-1	0	3.86	15
Feb 23	vs Michigan		0.1	0	0	0	0	0	0	0	0	0	0	0	0	8-6	0-1	1	3.38	5
Totals		0	2.2	3	1	1	0	2	1	0	0	0	0	0	0	24-11	0-1	1	3.38	-



#1 Rocco Peppi - 6 games (All games)

Date	Opponent	Pos	AB	R	H	RBI	2B	3B	HR	BB	SB	CS	HBP	SAC	SF	GDP	K	PO	A	E	Avg
Feb 14	WASHINGTON ST	*1b	4	0	0	0	0	0	0	0	0	0	0	0	0	0	0	4	0	1	.000
Feb 14	WASHINGTON ST	*of	1	2	1	1	1	0	0	2	0	0	1	0	0	0	0	2	0	0	.200
Feb 15	WASHINGTON ST	*1b	4	0	0	0	0	0	0	0	0	0	0	0	0	0	2	6	0	0	.111
Feb 17	WASHINGTON ST	*1b	2	0	0	0	0	0	0	0	0	0	1	0	0	0	0	7	1	0	.091
Feb 21	vs Kansas State	*1b	2	0	0	0	0	0	0	0	0	0	0	0	0	0	0	8	1	0	.077
Feb 25	GRAMBLING	*1b	3	1	2	4	0	0	0	0	0	0	1	0	0	0	0	8	1	0	.188
Totals		6gs	16	3	3	5	1	0	0	2	0	0	3	0	0	0	2	35	3	1	.188

On base pct. .381 • Slugging pct. .250

#18 Reese Robinett - 3 games (All games)

Date	Opponent	Pos	AB	R	H	RBI	2B	3B	HR	BB	SB	CS	HBP	SAC	SF	GDP	K	PO	A	E	Avg
Feb 15	WASHINGTON ST	1b	0	0	0	0	0	0	0	0	0	0	0	0	0	0	0	2	0	0	.000
Feb 17	WASHINGTON ST	ph/1	1	0	0	0	0	0	0	1	0	0	0	0	0	0	1	2	1	0	.000
Feb 25	GRAMBLING	1b	1	0	0	0	0	0	0	0	0	0	0	0	0	0	1	2	0	0	.000
Totals		0gs	2	0	0	0	0	0	0	1	0	0	0	0	0	0	2	6	1	0	.000

On base pct. .333 • Slugging pct. .000

#33 Zach Root - 1 game (All games)

Date	Opponent	Pos	AB	R	H	RBI	2B	3B	HR	BB	SB	CS	HBP	SAC	SF	GDP	K	PO	A	E	Avg
Feb 14	WASHINGTON ST	*p	0	0	0	0	0	0	0	0	0	0	0	0	0	0	0	1	0	0	.000
Totals		1gs	0	0	0	0	0	0	0	0	0	0	0	0	0	0	0	1	0	0	.000

On base pct. .000 • Slugging pct. .000

#33 Zach Root - 2 appearances (All games)

Date	Opponent	GS	IP	H	R	ER	BB	SO	2B	3B	HR	WP	BK	HBP	IBB	Score	W-L	Sv	ERA	NP
Feb 14	WASHINGTON ST	*	5.0	2	1	1	1	8	0	0	0	0	0	1	0	14-2	1-0	0	1.80	75
Feb 22	vs TCU	*	5.0	2	1	1	2	10	0	0	0	1	0	1	0	2-1	1-0	0	1.80	81
Totals		2	10.0	4	2	2	3	18	0	0	0	1	0	2	0	16-3	1-0	0	1.80	-

#3 Nolan Souza - 6 games (All games)

Date	Opponent	Pos	AB	R	H	RBI	2B	3B	HR	BB	SB	CS	HBP	SAC	SF	GDP	K	PO	A	E	Avg
Feb 14	WASHINGTON ST	*2b	4	0	1	0	0	0	0	0	1	0	0	0	0	0	2	3	1	0	.250
Feb 15	WASHINGTON ST	*2b	3	0	0	0	0	0	0	1	0	0	0	0	0	0	3	0	0	0	.143
Feb 21	vs Kansas State	*2b	4	0	0	0	0	0	0	0	0	0	0	0	0	0	3	2	1	0	.091
Feb 22	vs TCU	2b	0	0	0	0	0	0	0	0	0	0	0	0	0	0	0	1	2	0	.091
Feb 23	vs Michigan	*2b	3	1	0	0	0	0	0	1	0	0	0	0	0	0	1	2	3	0	.071
Feb 25	GRAMBLING	*2b	3	0	0	1	0	0	0	1	0	0	0	0	0	0	1	1	4	0	.059
Totals		5gs	17	1	1	1	0	0	0	3	1	0	0	0	0	0	10	9	11	0	.059

On base pct. .200 • Slugging pct. .059

#4 Justin Thomas Jr. - 8 games (All games)

Date	Opponent	Pos	AB	R	H	RBI	2B	3B	HR	BB	SB	CS	HBP	SAC	SF	GDP	K	PO	A	E	Avg
Feb 14	WASHINGTON ST	*of	2	1	0	0	0	0	0	2	1	0	0	0	0	1	0	2	0	0	.000
Feb 14	WASHINGTON ST	*of	2	1	1	0	1	0	0	2	1	0	0	0	0	0	0	2	0	0	.250
Feb 15	WASHINGTON ST	*of	3	0	1	0	0	0	0	0	0	0	0	0	0	0	1	2	0	0	.286
Feb 17	WASHINGTON ST	*of	1	3	1	1	0	0	0	3	0	1	0	0	0	0	0	0	0	0	.375
Feb 21	vs Kansas State	*of	4	0	0	0	0	0	0	0	0	0	0	0	0	0	3	2	1	0	.250
Feb 22	vs TCU	*of	3	0	1	0	0	0	0	0	0	0	0	0	0	0	0	3	0	0	.267
Feb 23	vs Michigan	*of	2	1	0	0	0	0	0	1	0	1	1	0	0	0	2	0	0	0	.235
Feb 25	GRAMBLING	*of	3	1	2	1	1	0	1	1	0	0	0	0	0	0	0	2	0	0	.300
Totals		8gs	20	7	6	2	2	0	1	9	2	2	1	0	0	1	6	13	1	0	.300

On base pct. .533 • Slugging pct. .550



||| INDIVIDUAL GAME-BY-GAME

#9 Wehiwa Aloy - 8 games (All games)

Date	Opponent	Pos	AB	R	H	RBI	2B	3B	HR	BB	SB	CS	HBP	SAC	SF	GDP	K	PO	A	E	Avg
Feb 14	WASHINGTON ST	*ss	5	0	1	0	0	0	0	0	1	0	0	0	0	0	2	2	5	0	.200
Feb 14	WASHINGTON ST	*ss	2	2	0	0	0	0	0	1	0	0	2	0	0	1	0	0	3	0	.143
Feb 15	WASHINGTON ST	*ss	3	1	1	2	0	0	1	0	0	0	1	0	0	0	1	0	3	0	.200
Feb 17	WASHINGTON ST	*ss	3	0	2	2	0	0	0	2	0	0	0	0	0	0	0	1	1	0	.308
Feb 21	vs Kansas State	*ss	4	1	2	1	0	0	1	0	0	0	0	0	0	0	1	3	5	0	.353
Feb 22	vs TCU	*ss	3	0	0	0	0	0	0	0	0	0	1	0	0	0	0	3	2	0	.300
Feb 23	vs Michigan	*ss	4	3	4	2	1	0	1	1	0	0	0	0	0	0	0	0	1	2	.417
Feb 25	GRAMBLING	*ss	4	1	1	0	0	0	0	1	0	0	0	0	0	0	0	1	3	0	.393
Totals		8gs	28	8	11	7	1	0	3	5	1	0	4	0	0	1	4	10	23	2	.393

On base pct. .541 • Slugging pct. .750

#44 Carson Wiggins - 3 appearances (All games)

Date	Opponent	GS	IP	H	R	ER	BB	SO	2B	3B	HR	WP	BK	HBP	IBB	Score	W-L	Sv	ERA	NP
Feb 15	WASHINGTON ST		1.0	1	0	0	0	1	1	0	0	0	0	0	0	5-2	0-0	1	0.00	20
Feb 23	vs Michigan		0.0	1	1	1	1	0	0	0	0	2	0	0	0	8-6	0-0	1	9.00	5
Feb 25	GRAMBLING		1.0	0	0	0	0	1	0	0	0	0	0	0	0	14-3	0-0	1	4.50	10
Totals		0	2.0	2	1	1	1	2	1	0	0	2	0	0	0	27-11	0-0	1	4.50	-

#14 Gage Wood - 2 appearances (All games)

Date	Opponent	GS	IP	H	R	ER	BB	SO	2B	3B	HR	WP	BK	HBP	IBB	Score	W-L	Sv	ERA	NP
Feb 15	WASHINGTON ST	*	5.0	2	2	2	1	7	1	1	0	1	0	0	0	5-2	0-0	0	3.60	77
Feb 23	vs Michigan	*	2.0	2	1	0	0	6	0	0	0	0	0	1	0	8-6	0-0	0	2.57	39
Totals		2	7.0	4	3	2	1	13	1	1	0	1	0	1	0	13-8	0-0	0	2.57	-

2025 SCHEDULE / RESULTS |||



FEB.	Opponent	Score	Winning Pitcher	Losing Pitcher	Save	Attendance	Time
14	Washington State [DH-1]	W, 3-2 (10)	Foutch (1-0)	Stowe (0-1)		---	3:19
14	Washington State [DH-2]	W, 14-2 (7)	Root (1-0)	Lewis (0-1)		9,112	2:16
15	Washington State	W, 5-2	Carter (1-0)	Tedesco (0-1)	Wiggins (1)	9,418	2:46
17	Washington State	W, 12-2 (7)	Beidelschies (1-0)	Chambers (0-1)		8,780	2:30
21	vs. Kansas State ^	L, 3-2	Dean (1-0)	McGuire (0-1)		13,886	2:37
22	vs. #22 TCU ^	W, 2-1	Beidelschies (2-0)	LaPour (1-1)	Foutch (1)	17,994	2:55
23	vs. Michigan ^	W, 8-6	Carter (2-0)	DeVooght (2-1)	McGuire (1)	12,862	3:44
25	Grambling	W, 14-3 (7)	Bybee (1-0)	Robinson (0-1)		9,073	2:40
28	Charlotte						

MARCH

1	Charlotte
2	Charlotte
4	ULM
5	ULM
7	Portland
8	Portland
9	Portland
11	UCA
14	at Ole Miss *
15	at Ole Miss *
16	at Ole Miss *
18	Oral Roberts
19	Oral Roberts
21	South Carolina
22	South Carolina
23	South Carolina
25	Missouri State
28	at Vanderbilt *
29	at Vanderbilt *
30	at Vanderbilt *

APRIL

1	Grambling @
4	Missouri
5	Missouri
6	Missouri
8	Arkansas State
11	at Georgia *
12	at Georgia *
13	at Georgia *
15	UAPB
17	Texas A&M
18	Texas A&M
19	Texas A&M
22	Little Rock
23	Little Rock
25	at Florida *
26	at Florida *
27	at Florida *
29	at Missouri State

MAY

1	Texas *
2	Texas *
3	Texas *
9	at LSU *
10	at LSU *
11	at LSU *
15	Tennessee *
16	Tennessee *
17	Tennessee *

* SEC opponent

^ Amegy Bank College Baseball Series (Globe Life Field in Arlington, Texas)

@ Game played at Dickey-Stephens Park in North Little Rock, Ark.