



# ARKANSAS BASEBALL



ArkansasRazorbacks.com ||| @RazorbackBSB ||| Contact: Oliver Grigg (ogrigg@uark.edu)

## 2025 SCHEDULE & RESULTS

### FEBRUARY

14	WASHINGTON STATE [DH-1]	SECN+	W, 3-2 (10)
14	WASHINGTON STATE [DH-2]	SECN+	W, 14-2 (7)
15	WASHINGTON STATE	SECN+	W, 5-2
17	WASHINGTON STATE	SECN+	W, 12-2 (7)
21	vs. Kansas State ^	FloCollege	L, 3-2
22	vs. #22 TCU ^	FloCollege	W, 2-1
23	vs. Michigan ^	FloCollege	W, 8-6
25	GRAMBLING	SECN+	W, 14-3 (7)
28	CHARLOTTE	SECN+	W, 11-10

### MARCH

1	CHARLOTTE	SECN+	W, 8-5
2	CHARLOTTE	SECN+	W, 4-3
4	ULM	SECN+	W, 14-1 (7)
5	ULM	SECN+	W, 15-3 (7)
7	PORTLAND	SECN+	W, 20-3 (7)
8	PORTLAND	SECN+	2 P.M.
9	PORTLAND	SECN+	NOON
11	UCA	SECN+	6 P.M.
14	Ole Miss *	SECN+	6:30 p.m.
15	Ole Miss *	SECN+	1:30 p.m.
16	Ole Miss *	SECN+	1:30 p.m.
18	ORAL ROBERTS	SECN+	6 P.M.
19	ORAL ROBERTS	SECN+	3 P.M.
21	SOUTH CAROLINA *	SECN+	6:30 P.M.
22	SOUTH CAROLINA *	SECN+	2 P.M.
23	SOUTH CAROLINA *	SECN+	2 P.M.
25	MISSOURI STATE	SECN+	6 P.M.
28	Vanderbilt *	SECN	7 p.m.
29	Vanderbilt *	SECN+	2 p.m.
30	Vanderbilt *	SECN+	1 p.m.

### APRIL

1	GRAMBLING @	SECN+	6 P.M.
4	MISSOURI *	SECN	7 P.M.
5	MISSOURI *	SECN+	6 P.M.
6	MISSOURI *	SECN+	2 P.M.
8	ARKANSAS STATE	SECN	6 P.M.
11	Georgia *	SECN+	5 p.m.
12	Georgia *	SECN+	1 p.m.
13	Georgia *	SECN+	Noon
15	UAPB	SECN+	6 P.M.
17	TEXAS A&M *	SECN+	7 P.M.
18	TEXAS A&M *	SECN+	6:30 P.M.
19	TEXAS A&M *	SECN+	4 P.M.
22	LITTLE ROCK	SECN+	6:30 P.M.
23	LITTLE ROCK	SECN	5 P.M.
25	Florida *	SECN+	5:30 p.m.
26	Florida *	SECN	2 p.m.
27	Florida *	SECN+	Noon
29	Missouri State	ESPN+	6 p.m.

### MAY

1	TEXAS *	ESPN2	6 P.M.
2	TEXAS *	SECN	7 P.M.
3	TEXAS *	SECN+	2 P.M.
9	LSU *	SECN+	6:30 p.m.
10	LSU *	SECN	5:30 p.m.
11	LSU *	SECN	3 p.m.
15	TENNESSEE *	SECN+	6:30 P.M.
16	TENNESSEE *	SECN+	6:30 P.M.
17	TENNESSEE *	SECN+	2 P.M.

All times Central; Home game in **BOLD**; \* - SEC opponent

^ - Amegy Bank College Baseball Series (Globe Life Field in Arlington, Texas)

@ - Game played at Dickey-Stephens Park in North Little Rock, Ark.

## GAME 15 ||| PORTLAND vs. #3 ARKANSAS ||| MARCH 8

FAYETTEVILLE, ARK. ||| BAUM-WALKER STADIUM ||| SEC NETWORK+



5-9  
0-0 WCC



13-1  
0-0 SEC

### PORTLAND PILOTS

In the Polls.....NR (BA) | NR (D1Baseball)  
.....NR (NCBWA) | NR (PG) | NR (USA Today)  
Head Coach.....Geoff Loomis  
Career Record.....541-436-3 (23rd season)  
Record at Portland.....216-239-1 (10th season)

### ARKANSAS RAZORBACKS

In the Polls.....3 (BA) | 3 (D1Baseball)  
.....6 (NCBWA) | 10 (PG) | 3 (USA Today)  
Head Coach.....Dave Van Horn  
Career Record.....1,481-698 (37th season)  
Record at Arkansas.....896-458 (23rd season)

## ON THE MOUND

Portland RHP Kaden Segel (1-1, 2.57 ERA)

vs.

Arkansas LHP Zach Root (1-0, 2.93 ERA)

## LEADING OFF

### LET'S GO WIN A SERIES

- After Friday's series-opening 20-3 win in seven innings against Portland, Arkansas, riding a season-long nine-game winning streak, looks to secure yet another non-conference weekend series win at Baum-Walker Stadium.
- First pitch in game two between the Razorbacks and Pilots is 2 p.m. Saturday, March 8, on SEC Network+ with Brett Dolan (play-by-play) and Troy Eklund (analyst) on the call.

### 31 & COUNTING

- Arkansas has won 31 consecutive non-conference weekend series at Baum-Walker Stadium since 2015, with their last non-conference home weekend series loss coming against South Alabama in 2014.
- With a win Saturday or Sunday, the Hogs will extend its non-conference home weekend series win streak to 32.

### SWEEP DREAMS

- With a sweep this weekend against Portland, Arkansas can improve to 15-1 or better through the first 16 games of the season for the third time in the Dave Van Horn era (2003-present).
- The Razorbacks started 17-1 overall in the 2005 campaign before beginning 16-1 overall during the 2006 season.

### NOT ONE, NOT TWO, NOT THREE...

- Arkansas boasts a season-long nine-game winning streak coming into Saturday's contest against Portland.
- Since head coach Dave Van Horn's first year at the helm in 2003, the Razorbacks have recorded 10 winning streaks of 10 or more games.
- Arkansas posted 15-game winning streaks during both the 2023 and 2024 campaigns, marking its longest in-season winning streak of the DVH era.
- The 15-game winning streaks were also the longest in-season winning streaks in program history since the Hogs won the first 18 games of the 1996 season.

### 30 SEASONS OF BAUM-WALKER STADIUM

- The 2025 campaign marks the 30th season in the history of Baum-Walker Stadium, which opened in 1996.
- Arkansas maintains an all-time record of 707-243 (.744) inside the stadium's friendly confines entering Friday's weekend series opener against West Coast Conference opponent Portland.
- Since the venue opened in 1996, Arkansas, a perfect 11-0 at home this year, has recorded six 30-win seasons at Baum-Walker Stadium: 2004 - 31 wins; 2018 - program-record 34 wins; 2019 - 33 wins; 2021 - 30 wins; 2023 - 32 wins; 2024 - program-record 34 wins.

## GET THE GACK

- Following a historic rookie campaign, **RHP Gabe Gaeckle** enters his sophomore campaign as one of college baseball's top pitchers.
- Prior to the 2025 season, the right-hander was named Baseball America's preseason SEC Pitcher of the Year, clinched consensus preseason All-America status from Baseball America, D1Baseball, NCBWA and Perfect Game and earned preseason first-team All-SEC recognition from the league's 16 head coaches.
- It is the second consecutive year that a Razorback has been named Baseball America's preseason SEC Pitcher of the Year. LHP Hagen Smith also earned the distinction prior to the 2024 campaign.
- The Aptos, Calif., native was a unanimous first-team Freshman All-American in 2024 after he made 22 relief appearances for Arkansas and posted a 3-3 record with a 2.32 ERA, 57 strikeouts and a team-leading seven saves in 42.2 innings of work.
- Gaeckle became the fifth Razorback freshman pitcher since 2003, head coach Dave Van Horn's first season at the helm of the program, to record five or more saves in a season.

Year	Pitcher	Saves
2024	RHP Gabe Gaeckle	7
2023	RHP Gage Wood	5
2022	RHP Brady Tygart	8
2011	RHP Nolan Sanburn	8
2010	RHP DJ Baxendale	7

- Gaeckle, who made his first career start in game one of the Opening Day doubleheader, is the sixth Arkansas sophomore to start on the mound on Opening Day and the fifth Arkansas sophomore to start the home opener on Opening Day in the Van Horn era (2003-pres.).
- The right-hander lived up to the preseason hype in his first start of the season, firing five shutout innings with career-high seven strikeouts in a win over Washington State (Feb. 14).
- In his second start of the year, Gaeckle worked a career-long 5.2 innings vs. Kansas State (Feb. 22) and struck out a pair.



Sophomore right-hander **Gabe Gaeckle** entered the 2025 campaign as a consensus preseason All-American and as Baseball America's preseason SEC Pitcher of the Year.

## GOLDEN HOGS

- **INF Wehiwa Aloy** and **RHP Gabe Gaeckle** were named to the preseason watch list for the Golden Spikes Award, presented annually to the best amateur baseball player in the nation.
- The list includes 55 players across high school and college baseball. Arkansas is one of 11 schools with multiple players on this year's list.
- Aloy, also named to last year's preseason watch list for the Golden Spikes Award, started all 60 games at shortstop for the Razorbacks in 2024, his first season at Arkansas after transferring in from Sacramento State following his freshman campaign.
- The Wailuku, Hawai'i, native slashed .270/.355/.485 with a team-high 14 home runs and 56 RBI, finishing his sophomore campaign as the team leader in runs scored (45), multi-RBI games (11), stolen bases (7) and consecutive games reached base safely (31).
- Two Hogs - OF Andrew Benintendi (2015) and RHP Kevin Kopps (2021) - have previously won the Golden Spikes Award, making Arkansas (2) one of only six schools, along with Florida State (4), Arizona State (3), Cal State Fullerton (3), LSU (2) and San Diego State (2), with multiple winners of college baseball's most prestigious award.

## ALOHOGS

- **INF Wehiwa Aloy**, who earned All-SEC honors at shortstop last season, is one of three Hawai'i natives, along with **INF Nolan Souza** and **INF/OF Kuhio Aloy**, his younger brother, on this year's roster.
- Wehiwa and Kuhio Aloy accomplished a rare feat by each hitting a homer in the same inning vs. Kansas State (Feb. 21) in the Amegy Bank College Baseball Series at Globe Life Field in Arlington, Texas.
- According to Elias Sports Bureau, just seven pairs of brothers since 1900 have each hit a home run in the same inning at the MLB level.

## KUHIO KRUSH

- Through his first 11 games played of the year, Arkansas **INF/OF Kuhio Aloy** has quickly established himself as one of the most dangerous hitters in all of college baseball.
- The Razorbacks' primary designated hitter, in his first season at Arkansas after transferring from BYU, is slashing a nation-leading .550/.625/1.150 with a team-leading six home runs and 29 RBI. Aloy has at least one hit and at least one RBI in all 11 games played in this season, and he has walked (8) more times than he has struck out (7).
- Aloy, who leads the Hogs in multi-hit games (8) and multi-RBI game (8) this season, has posted seven consecutive games with multiple hits, matching his career high with four hits against Grambling on Feb. 25 and driving in a career-high six RBI against ULM on March 4.
- His hot start is arguably the best start to a season by a Razorback since Aaron Murphree in 2008, who slashed .447/.519/1.298 (21-for-47) with 12 homers and 28 RBI through his first 12 games that season.

## CAN YOU DIGGS IT

- Senior **OF Kendall Diggs** has returned to Arkansas for another season after an injury-plagued junior campaign.
- One of the Razorbacks' three team captains last year, Diggs came into 2024 as a preseason first-team All-SEC honoree after slashing .299/.436/.547 with 12 home runs, a team-leading 63 runs batted in and a team-high 46 walks over 58 games as a sophomore in 2023, earning him second-team All-SEC honors as designated hitter/utility.
- Diggs, however, battled through a torn labrum throughout 2024, slashing .229/.346/.395 with seven homers and 34 RBI in 55 games.
- For his career, Diggs, who is slashing .259/.375/.519 with a home run and four RBI this year, has swatted 23 career home runs, seven of which have been three-run homers. He has also hit two grand slams.

**ROOT PIG SOOIE**

- **LHP Zach Root**, a transfer from ECU, is one of three prized pitchers that Arkansas landed from the portal during the offseason.
- Root went 6-2 with a 3.56 ERA and 76 strikeouts in 68.1 innings across 13 appearances, including 12 starts, on the mound during his stellar sophomore campaign at ECU in 2024, earning him a spot on the midseason watch list for the Golden Spikes Award.
- The Fort Myers, Fla., native recorded four quality starts last season, punctuated by a career-best seven-inning, 10-strikeout performance against Cal State Fullerton (March 2, 2024).
- Root entered the 2025 campaign with three preseason All-America accolades to his name, collecting national recognition from DIBaseball, NCBWA and Perfect Game this spring.
- The junior left-hander made his first start as a Razorback in game two of the Opening Day doubleheader against Washington State (Feb. 14), spinning five innings of one-run ball with eight strikeouts.
- In his second start of the season, Root matched his career high with 10 strikeouts vs. #22 TCU (Feb. 22) in the Amegy Bank College Baseball Series at Globe Life Field in Arlington, Texas, limiting the Horned Frogs to one run on just two hits and a pair of walks.
- Root racked up eight strikeouts in his start against Charlotte (March 1), working a season-long 5.1 innings in the Razorbacks' win.

**CHEESE**

- **LHP Landon Beidelschies**, a transfer from Ohio State, is another prized pitcher that Arkansas landed from the portal this offseason.
- Beidelschies, referred to as "Cheese" by his teammates, was the Buckeyes' Friday night starter as a sophomore in 2024, going 6-7 with a 4.15 ERA and 91 strikeouts in 84.2 innings across 15 starts.
- The left-hander logged seven quality starts and recorded a career-high 12 strikeouts at West Virginia (March 15, 2024) last season.
- The Canfield, Ohio, native, entered the 2025 campaign as a Perfect Game preseason All-American as well as a preseason All-SEC honoree from the league's 16 head coaches.
- Beidelschies made his Arkansas debut against Washington State (Feb. 17), striking out seven over five innings of one-run ball.
- He made his first appearance of the season in a relief role vs. #22 TCU (Feb. 22) in the Amegy Bank College Baseball Series at Globe Life Field in Arlington, Texas, working 2.2 scoreless innings to help.
- The lefty logged his first quality start of the year against Charlotte (March 2), twirling 6.1 innings of one-run ball with seven strikeouts.

**THE FIREMAN**

- **RHP Christian Foutch** is expected to take on a much larger role in the bullpen this season after a strong sophomore campaign in 2024.
- The hard-throwing righty made 20 appearances in relief last season, going 1-0 with a 0.81 ERA, 20 strikeouts and one save in 22.1 innings.
- The Littleton, Colo., native allowed only two runs, finishing the season with the lowest ERA by a Razorback pitcher to appear in at least 20 percent of the team's games since RHP Kevin Kopps recorded a 0.90 ERA in 89.2 innings over 33 outings in 2021.
- Foutch entered 2025 with NCBWA preseason All-America honors and preseason All-SEC praise from the league's 16 head coaches. He was also named to the preseason watch list for the NCBWA Stopper of the Year Award, given to the top reliever in college baseball.
- Foutch locked down his first save of the season vs. #22 TCU (Feb. 22) in the Amegy Bank College Baseball Series at Globe Life Field in Arlington, Texas, closing out the game's final 1.1 frames. His first save of the year was the second of his career as well as the first multi-inning save of his career.

**AUSSIE, AUSSIE, AUSSIE**

- Highly touted junior-college prospect **INF Brent Iredale** has not disappointed since arriving at Arkansas in the fall.
- Iredale powered the Razorbacks to an Opening Weekend series win against Washington State, slashing a team-leading .467/.526/.933 with two home runs and nine RBI over four games.
- The Sydney, Australia, native, making his Arkansas debut after beginning his collegiate career at New Mexico JC, had at least one hit and RBI in all four games, logging two multi-hit games and three multi-RBI performances, including a four-RBI game.
- Iredale became the first Razorback with nine RBI in a season-opening series since OF Heston Kjerstad accomplished the feat against Eastern Illinois on Opening Weekend in 2020. Kjerstad hit four home runs during Arkansas' season-opening sweep of Eastern Illinois, homering twice and recording six RBI in the series finale.
- Iredale, Kjerstad, INF Carson Shaddy (9 RBI vs. Bucknell, 2018) and OF Sam Bates (9 RBI vs. Villanova, 2012) are the only Hogs in the Dave Van Horn era (2003-pres.) with nine RBI in a season-opening series.
- Iredale turned in a historic day at the plate against Portland (March 7), going 3-for-3 with two home runs and eight RBI to become the first Razorback with eight RBI in a game since Rodney Nye accomplished the feat against ORU on April 14, 1999.
- The Razorback third baseman was one RBI shy of matching Ryan Lundquist's single-game program record of nine RBI, which he accomplished against Central Missouri State on March 4, 1997.
- Through his first 14 games as a Razorback, Iredale is slashing .419/.565/.884 with five home runs and 22 RBI on the year. He was recorded a team-leading two multi-home run games this season, doing so against Washington State (Feb. 15) and Portland (March 7).

**GOT THAT WOOD**

- **RHP Gage Wood** has worked in a variety of roles on the Razorback pitching staff throughout the first two years of his career.
- As a sophomore in 2024, the Batesville, Ark., native made 22 appearances, including three starts, and posted a 3-2 record with a 4.46 ERA, 56 strikeouts and two saves in 40.1 innings of work.
- As a true freshman in 2023, Wood was Arkansas' closer, going 2-0 with a 4.80 ERA, 42 strikeouts and a team-leading five saves in 30.0 innings of work to earn a spot on the Freshman All-SEC Team.
- All five of Wood's saves came in SEC play, and all five of his saves were of the multi-inning variety, including three three-inning saves.
- Now a junior, the right-hander made his first start of the season on the mound against Washington State (Feb. 15), striking out a career-high seven over five innings of two-run ball.

**RETURN OF THE MAC (AGAIN)**

- Veteran **RHP Will McEntire** can do it all for the Hogs.
- The redshirt senior has pitched in 70 career games with 20 starts, racking up 210 strikeouts over 204.1 innings of work. As a reliever, McEntire has seven career saves, including a career-high four saves in 2024, and at least one save in each of his last three seasons.
- One of McEntire's best outings of his career came in a start against Louisiana Tech (March 11, 2023), throwing a nine-inning complete game with six strikeouts on 97 pitches. He allowed just one unearned run on three hits and a walk in the dominant performance.
- His nine-inning complete game was the first by a Razorback pitcher since RHP Dominic Taccolini's 10-inning complete game shutout against SEC Eastern Division foe Kentucky in 2016.
- His three-hitter was the first by a Hog since RHP Ryne Stanek's nine-inning complete game three-hitter at #6 South Carolina in 2013.



Headlined by pitchers Landon Beidelschies and Zach Root, Arkansas' **transfer portal class** entering the 2025 season was ranked No. 2 in the country by Baseball America.

## HOGS' TRANSFER PORTAL CLASS RANKED NO. 2 BY BASEBALL AMERICA

- Arkansas' transfer portal class coming into the 2025 season was ranked No. 2 in the country by Baseball America.
- The publication's top 100 transfer portal rankings feature eight Hog newcomers, including one in the top 10 and four among the top 50.
- The list includes **LHP Landon Beidelschies** (No. 9), **LHP Zach Root** (No. 13), **INF Camden Kozeal** (No. 26), **OF Charles Davalan** (No. 33), **OF Logan Maxwell** (No. 52), **INF/OF Rocco Peppi** (No. 65), **OF Carson Boles** (No. 93) and **INF Michael Anderson** (No. 98).
- In its summary of Arkansas' transfer class, Baseball America writes:

### 2. Arkansas

No. of top 100 transfers: 8

*It was a disappointing end to the season for Arkansas, who—as the No. 4 national seed—saw its season end on its home turf following an upset loss in regional play to Southeast Missouri. The Razorbacks coaching staff entered the offseason with serious work to do as it pertained to both adding and replacing talent, and their transfer class is perhaps the best to come to Fayetteville in the portal era.*

*They lost their entire rotation—Hagen Smith, Brady Tygart and Mason Molina—to the draft, but they added two of the best lefthanders in the portal in **Landon Beidelschies** (6-7, 4.15 ERA) and **Zach Root** (6-2, 3.56 ERA). Both will assume a weekend role this spring, and Arkansas has a bevy of weapons who will battle it out for the third starter spot. For as impressive a duo as Beidelschies and Root are, this class really shines positionally.*

**Charles Davalan** (.288/.413/.514) has no shortage of tools packed into his compact frame, and the Florida Gulf Coast product will likely be the team's everyday center fielder. Infielder **Camden Kozeal** (.284/.349/.439) will almost certainly start at second base, while a handful of other position players will be in the mix for starting roles. After a stunning end to 2024, Arkansas again has the look of a team that will be competing for a national championship.

## POWERED BY THE PORTAL

- Head coach Dave Van Horn and the Razorbacks took full advantage of the transfer portal prior to the 2025 campaign, adding 10 Division I transfers to the roster during the offseason.

Player	Former School(s)
<b>INF/OF Kuhio Aloy</b>	BYU
<b>INF Michael Anderson</b>	Rhode Island
<b>LHP Landon Beidelschies</b>	Ohio State
<b>OF Carson Boles</b>	Lincoln Memorial (DII)
<b>OF Charles Davalan</b>	FGCU
<b>RHP Aiden Jimenez</b>	Oregon State
<b>INF Cam Kozeal</b>	Vanderbilt
<b>OF Logan Maxwell</b>	TCU
<b>INF/OF Rocco Peppi</b>	Long Beach State/Fresno State
<b>LHP Zach Root</b>	ECU

- D1Baseball Top 85 Impact Transfer Pitchers
  - No. 2 - **LHP Zach Root**
  - No. 5 - **LHP Landon Beidelschies**

- D1Baseball Top 50 Impact Transfer Hitters
  - No. 13 - **OF Charles Davalan**
  - No. 16 - **OF Logan Maxwell**
  - No. 18 - **INF Cam Kozeal**
  - No. 49 - **INF/OF Kuhio Aloy**

- From D1Baseball: Portal Pitchers with Breakout Potential

**Zach Root**, East Carolina to Arkansas - One of the top prospects in the 2025 draft class, Root started 12 games and appeared in 13 for ECU last season posting a 3.56 ERA in 68.1 innings of work. The 6-foot-1, 185-pounder also struck out 76 and walked 21. The left-hander potentially has one of the best arsenals in the nation, and what you see is what you get. It's an off-speed over fastball package, and he throws four of them average or better (change-up, curveball, cutter, slider). The best of the bunch is the curveball. It has two-plane shape at 79 mph with a total vertical depth of -55" which is comparable to current Major Leaguers Cole Ragans and DL Hall and would place him 20th of current qualified Major League left-handed starter pitchers. He also drew a 48% whiff rate with a .057 xwOBA against this breaker in 2024. His cutter (86-87 mph) and slider (83-85) profiles are very similar with about an inch of horizontal separation and four inches of vertical separation, and both drew strong whiff rates and ball-in-play results. There's a strong pronation bias with his two-seam 91-94 mph fastball that he throws 47% of the time and his low-80s change-up (22% usage) both carry significant arm-side profiles. There's little doubt in our minds that this arsenal, and the accompanying pitchability, translate to immediate success in the SEC, as well as professional baseball. – David Seifert/D1Baseball

## JUCO BANDITS

- Arkansas also added a pair of big-name junior college products in **INF Brent Iredale** (New Mexico JC) and **OF Justin Thomas Jr.** (Florida SouthWestern State) to its roster during the offseason.
- D1Baseball Top 50 Impact JUCO Transfer Hitters
  - No. 2 - **INF Brent Iredale**
  - No. 12 - **OF Justin Thomas Jr.**



Featuring eight top 100 transfers and four top 500 freshmen, Arkansas' **newcomer class** entering the 2025 season was ranked No. 3 in the country by Baseball America.

**HOGS' NEWCOMER CLASS RANKED NO. 3 BY BASEBALL AMERICA**

- Arkansas' newcomer class coming into the 2025 season was ranked No. 3 in the country by Baseball America.
- To get the most accurate read on which college programs have the best incoming talent on their roster heading into 2025, the publication combined each program's transfer haul and recruiting class to come up with an overall ranking of newcomers.
- Baseball America's top 100 transfer portal rankings feature eight Razorback newcomers, including one in the top 10 and four among the top 50, and its top 500 draft rankings include four freshman.
- In its summary of Arkansas' newcomers, Baseball America writes:

3. Arkansas

Top 100 transfers: 8

BA 500 freshmen: 4

Arkansas has a lengthy track record of bringing impact talent to campus, and this year is no different. On top of a fantastic portal haul that includes eight of the top 100 transfers, the Razorbacks bring to campus a quartet of players who ranked on the final iteration of the BA 500.

Left-handers **Landon Beidelschies** (6-7, 4.15 ERA at Ohio State) and **Zach Root** (6-2, 3.56 ERA at East Carolina) are the strength of Arkansas' class of newcomers, but Oklahoma prep fireballer **Carson Wiggins** (No. 78), who is the younger brother of former Razorback and current Cubs prospect Jaxon, will be in contention to log a handful of innings as a freshman.

Former New Mexico JC standout third baseman **Brent Iredale** (.441/.576/1.000) ranked No. 464 on the BA 500 and is already off to a fast start this fall.

Following a disappointing end in 2024, Arkansas has reloaded and looks the part of a national championship contender.

**D1BASEBALL TOP 25 IMPACT FRESHMAN CLASSES**

- Arkansas' freshman class, headlined by **RHP Carson Wiggins** and **LHP Cole Gibler**, was ranked No. 16 in the country by D1Baseball.
- In its summary of Arkansas' freshman class, D1Baseball writes:

*Of all the Razorback freshmen, Carson Wiggins came to campus with the highest accolades. The 94th overall prospect for the 2024 MLB Draft per Prep Baseball, the 6-foot-5 righthander touched 100.8 mph with his fastball while landing a mid-80s slider for strikes. It's a nasty combo that overwhelms opposing hitters, especially when also combined with solid control. He, like Gabe Gaeckle, is not just a wild-armed thrower. It took him just 10 pitches to set down Oklahoma State in order. Arms like Wiggins don't make it to college very often and he'll be a fun one to watch at least for two seasons in Fayetteville - Wiggins will be a draft-eligible sophomore in 2026.*

*Cole Gibler, a Missouri prep, was ranked the 131st overall prospect for the 2024 MLB Draft by Prep Baseball and he did everything to show deserving of that evaluation. His present pitchability is advanced for most any age, but super impressive for a freshman. With a quick arm he repeats a starter's-type delivery for above average control of three pitches. His fastball sat 92-95 and fired two breaking balls for strikes. Gibler sat down the side in order on 13 pitches, striking out a pair. Although it's a long way off, the 6-foot-2, 200-pound lefty has the look of a high round pick in 2027. - David Seifert/D1Baseball*

**NEW KIDS ON THE BLOCK**

- Perfect Game featured **RHP Carson Wiggins** and **LHP Cole Gibler** in its rankings of the top 75 freshmen coming into the 2025 season.
- Wiggins is the younger brother of RHP Jaxon Wiggins, who pitched for Arkansas from 2021-22 and was selected by the Chicago Cubs in the second round (No. 68 overall) of the 2023 MLB Draft.





Since the start of the 2017 season, Arkansas has recorded **346 total wins**. The Razorbacks are the winningest program in all of college baseball in that span.

## MACHINE OF CONSISTENCY

- Since the start of the 2017 season, Arkansas is the winningest college baseball program in the entire country (as of March 8, 2025).

Team	Total Wins ('17 - '18 - '19 - '20 - '21 - '22 - '23 - '24 - '25)
<b>Arkansas</b>	<b>346 (45 - 48 - 46 - 11 - 50 - 46 - 43 - 44 - 13)</b>
Tennessee	336 (27 - 29 - 40 - 15 - 50 - 57 - 44 - 60 - 14)
Florida	334 (52 - 49 - 34 - 16 - 38 - 42 - 54 - 36 - 13)
LSU	332 (52 - 39 - 40 - 12 - 38 - 40 - 54 - 43 - 14)
Southern Miss	331 (50 - 44 - 40 - 12 - 40 - 47 - 46 - 43 - 9)
Oregon State	330 (56 - 55 - 36 - 5 - 37 - 48 - 41 - 45 - 8)
East Carolina	326 (32 - 44 - 47 - 13 - 44 - 46 - 47 - 46 - 7)
Vanderbilt	322 (36 - 35 - 59 - 13 - 49 - 39 - 42 - 38 - 11)
Dallas Baptist	315 (42 - 42 - 43 - 12 - 41 - 34 - 47 - 45 - 9)
Texas Tech	307 (45 - 45 - 46 - 16 - 39 - 39 - 41 - 33 - 3)

- Under Dave Van Horn, who is in his 23rd year as the Razorbacks' head coach, Arkansas has tallied seven 45-win seasons.

Season	Total Wins
2004	45
2012	46
2017	45
2018	48
2019	46
2021	50
2022	46

- Excluding the shortened 2020 season, the Razorbacks are the only SEC team, and one of only two teams in the country (also Southern Miss), to record 40-plus wins in each of the last seven full seasons.

Season	Overall Wins	SEC Wins
2017	45	18
2018	48	18
2019	46	20
2021	50	22
2022	46	18
2023	43	20
2024	44	20

## HISTORIC HOGS

- Arkansas has won 18-plus SEC games in seven consecutive seasons.
- LSU is the only other team in SEC history to record at least seven consecutive seasons of 18-plus SEC victories (10 from 1996-2005).
- Arkansas has started 8-4 or better in SEC play for seven consecutive seasons. It is the best stretch of starting 8-4 or better in SEC play by a team since LSU did so in eight consecutive seasons from 1991-98.

## THE BIG 2-0

- Arkansas has finished with 20 or more SEC victories in a season five times in program history, including four times under Dave Van Horn.

Year	SEC Record (Finish)
1999	22-8 (SEC overall champions)
2019	20-10 (SEC Western Division champions)
2021	22-8 (SEC overall champions)
2023	20-10 (SEC overall champions)
2024	20-10 (SEC Western Division champions)

- Arkansas reached the 20-win mark in SEC play in back-to-back seasons in 2023 and 2024 for the first time in program history.
- Arkansas, which has reached the 20-win mark in SEC play in four of the last five full seasons, is the first team since LSU between 1994-97 to post four 20-win SEC campaigns in five years.

## GONE STREAKING

- Arkansas has recorded 10 winning streaks of 10 or more games since head coach Dave Van Horn took over at the helm of the program.

Winning Streak	Dates
16	March 7, 2020-March 13, 2021
15	Feb. 25-March 22, 2024
15	March 1-28, 2023
13	April 3-23, 2010
12	March 5-25, 2022
12	Feb. 11-March 8, 2005
11	March 26-April 12, 2024
10	May 16-June 5, 2021
10	March 4-21, 2012
10	Feb. 11-March 5, 2003

- The Razorbacks' 15-game winning streaks in 2023 and 2024 were their longest in-season winning streak of the Van Horn era.
- They were also the longest in-season winning streaks in program history since the Hogs won the first 18 games of the 1996 season.

## MIDWEEK MAGIC

- Arkansas finished the 2024 season 12-0 in midweek games, posting an unbeaten midweek record for the first time since 2005.
- In 2024, the Razorbacks secured midweek wins against Grambling, UCA, Oral Roberts, Little Rock, Arkansas State and UAPB as well as three two-game midweek series sweeps over San Jose State, Texas Tech and Missouri State to finish with a perfect 12-0 midweek record.
- In 2005, Dave Van Horn's third season as head coach, Arkansas went 9-0 in midweek games, including two wins against Centenary, two wins against Missouri State, two wins against Northern Colorado, two wins against Oral Roberts and one win against Oklahoma State.
- The Hogs, 3-0 in midweek games in 2025, have won 15 consecutive midweek matchups. Arkansas' most recent midweek loss came against Lipscomb (May 2, 2023) in the final midweek game of 2023.



**30 SEASONS OF BAUM-WALKER STADIUM**

- The 2025 campaign marks the 30th season in the history of Baum-Walker Stadium, which opened in 1996. Arkansas maintains an all-time record of 707-243 (.744) in the stadium's 30-year history.
- Arkansas went 34-5 inside the friendly confines of Baum-Walker Stadium during the 2024 season, powered by a program record-tying 27-game winning streak at home from Feb. 19-April 27.
- Excluding 2020, Arkansas has won 28 or more home games in seven straight seasons, including a program-best 34 wins in 2018 and 2024.

Year	Home Record	Overall Record (Postseason)
2017	29-8	45-19 (Regional)
2018	34-4	48-21 (College World Series)
2019	33-7	46-20 (College World Series)
2021	30-8	50-13 (Super Regional)
2022	28-7	46-21 (College World Series)
2023	32-6	43-18 (Regional)
2024	34-5	44-16 (Regional)

**HOME SWEET BAUM-WALKER**

- In order of winning percentage, here are the Razorbacks' top records at home since Baum-Walker Stadium opened in 1996.

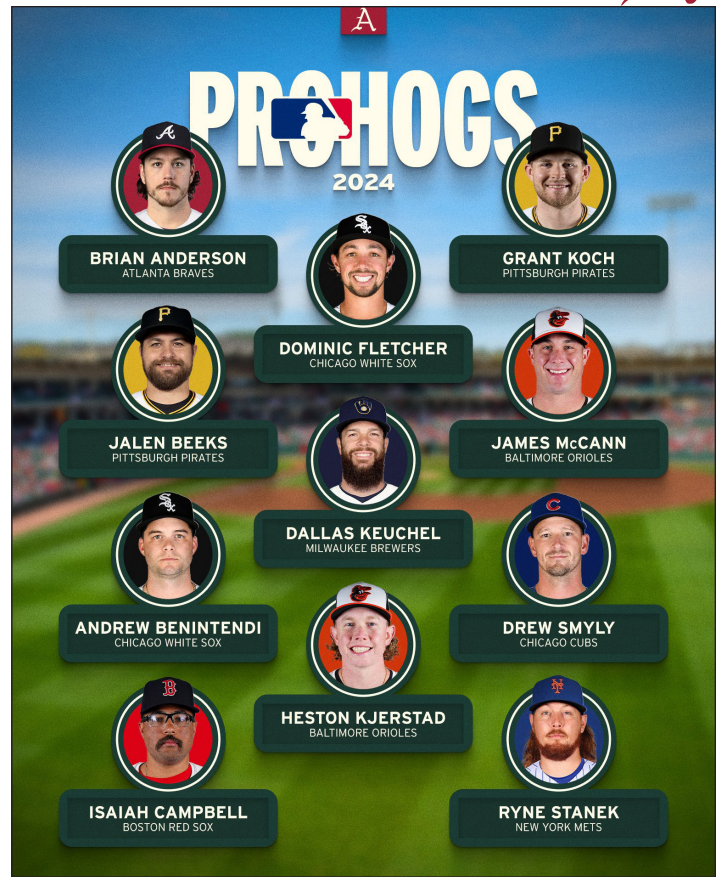
Year	Home Record	Winning Percentage
2018	34-4	.895
2024	34-5	.872
2023	32-6	.842
2019	33-7	.825
2004	31-7	.816
2022	28-7	.800

**J.B. & JOHNELLE HUNT FAMILY BASEBALL DEVELOPMENT CENTER**

- The J.B. & Johnelle Hunt Family Baseball Development Center is a 49,000-square foot baseball performance facility, providing student-athletes with an expanded locker room, team meeting room, strength & conditioning center, training room, nutrition center, pitching development center and an in-venue batting tunnel.
- The one-of-a-kind facility, which opened ahead of the 2022 campaign, sits in the right-field corner of Baum-Walker Stadium.
- It also includes a tunnel to connect the facility to the first-base dugout and postgame press conference room.



The \$27 million, 49,000-square foot **J.B. & Johnelle Hunt Family Baseball Development Center** is the only one of its kind in all of college baseball.



**PROHOGS**

- Eleven (11) former Hogs played in an MLB game in 2024:


Player	Team	Draft Year
Brian Anderson	Atlanta Braves	2014
Jalen Beeks	Pittsburgh Pirates	2014
Andrew Benintendi	Chicago White Sox	2015
Isaiah Campbell	Boston Red Sox	2019
Dominic Fletcher	Chicago White Sox	2019
Dallas Keuchel	Milwaukee Brewers	2009
Heston Kjerstad	Baltimore Orioles	2020
Grant Koch	Pittsburgh Pirates	2018
James McCann	Baltimore Orioles	2011
Drew Smyly	Chicago Cubs	2010
Ryne Stanek	New York Mets	2013

- Six (6) former Razorbacks have won a World Series championship:

Player	Team	Year
Dick Hughes	St. Louis Cardinals	1967
Eric Hinske (2x)	Boston Red Sox/New York Yankees	2007/2009
Dallas Keuchel	Houston Astros	2017
Andrew Benintendi	Boston Red Sox	2018
Drew Smyly	Atlanta Braves	2021
Ryne Stanek	Houston Astros	2022

**MLB DRAFT FACTS**

- Arkansas has had at least one player selected in each of the past 50 MLB drafts dating back to 1975.
- The Razorbacks have had double-digit players selected in a single draft on three occasions: 1985 (10), 2013 (11) and 2018 (11).
- Since 2018, no school in the country has had more overall draft selections than Arkansas (53).



Arkansas pitching coach **Matt Hobbs** has developed nine All-Americans, nine All-SEC honorees and 23 MLB draft picks since joining the program prior to the 2019 season.

**HOBBS NAMED DIBASEBALL ASSISTANT COACH OF THE YEAR**

- Arkansas pitching coach Matt Hobbs was named the DIBaseball Assistant Coach of the Year following the 2024 season.
- Hobbs, who enters his seventh season as pitching coach in 2025, guided his staff to a historic and record-breaking campaign in 2024.
- Arkansas ranked fifth nationally with a 3.87 ERA and a 3.11 strikeout-to-walk ratio and led the country with 12.1 strikeouts per nine innings, powered by a school-record 706 strikeouts.
- Since joining Arkansas as the pitching coach prior to the 2019 campaign, Hobbs has helped develop:
  - » 9 All-Americans
  - » 9 All-SEC honorees, including two SEC pitchers of the year
  - » 23 MLB draft selections, including 16 top 10 rounders
- Under Hobbs's tutelage, RHP Kevin Kopps emerged as the best player in the country in 2021, winning both the Golden Spikes Award and Dick Howser Trophy, and LHP Hagen Smith was the unanimous national pitcher of the year in 2024.
- With Hobbs' help, Smith solidified his status as one of the greatest pitchers in Razorback history, concluding his career as the program's all-time strikeout king and single-season strikeout leader, and departing as the highest-drafted pitcher in school history when he was selected fifth overall by the Chicago White Sox in the 2024.
- Since Hobbs joined the Razorback coaching staff, Arkansas has made two trips to the College World Series (2019, 2022), clinched a pair of overall SEC championships (2021, 2023) and captured four SEC Western Division titles (2019, 2021, 2023, 2024).
- Additionally, the Hogs won Collegiate Baseball's national recruiting championship for the first time in program history in 2023 as Arkansas' star-studded recruiting class was named the nation's best.



Arkansas, the winningest team in the nation since 2017 (333 overall wins), checked in at No. 5 in DIBaseball's biennial rankings of the top 100 programs in college baseball.

**HOGS AT NO. 5 IN DIBASEBALL'S TOP 100 PROGRAMS RANKINGS**

- Arkansas checked in at No. 5 in DIBaseball's biennial rankings of the top 100 programs in college baseball.
- DIBaseball's rankings place an emphasis on a tradition of consistent winning in the last decade, especially in the last five years, with the ultimate goal being to identify programs in the best shape currently with an eye towards the next five to 10 years.
- DIBaseball writers Aaron Fitt, Kendall Rogers, Mike Rooney, Joe Healy and Mark Etheridge made adjustments to the rankings based on evaluations of coaching staff quality and stability, facilities, scholarship/financial aid situation, conference dynamics, momentum, recruiting and player development proficiency.
- In its summary of the Arkansas program, DIBaseball writes:
 

*The Razorbacks are still chasing the program's first national title, but it's safe to say they've still had a plethora of success over the past few seasons under the direction of long-time and legendary head coach Dave Van Horn. The Hogs recently went 44-16 overall, 20-10 in the SEC, and earned the No. 5 national seed before getting upset in the Fayetteville Regional. Before this past season, the Hogs had gone 43-18 overall (tied for the SEC regular season crown with Florida) in '23 with a No. 3 national seed and yet another Regional host while also going 46-21 overall in '22 with a trip to the College World Series. And in '21, the Hogs went a miraculous 50-13 overall with a 22-8 record in the SEC. That year, the Hogs were the top overall national seed before getting upset in the Fayetteville Super Regional by NC State. Yes, not winning a national title - yet - is a knock on the Hogs, but literally everything else is checked. The Hogs are a perennial power, they're insanely consistent in the toughest conference in college baseball, and the resources are plentiful in Fayetteville. Baum Stadium is exceptional, the player development facilities are the nation's best, and the program is well-positioned in the NIL era. The Hogs are in a fantastic spot moving forward. - Kendall Rogers/DIBaseball*





**BAUM-WALKER STADIUM RECORDS**

**13,472** | **10,376** | **394,146** | **707** | **34,796**  
 SINGLE-GAME ATTENDANCE (2018) | SINGLE-SEASON AVERAGE (2022) | SINGLE-SEASON TICKETS (2024) | WINS AT BAUM-WALKER STADIUM | 3-GAME SERIES ATTENDANCE (2022)

**ARKANSAS YEAR-BY-YEAR RESULTS AT BAUM-WALKER STADIUM**

<b>1996</b> 6-3 (.667)	<b>1997</b> 26-7 (.788)	<b>1998</b> 22-9 (.710)	<b>1999</b> 26-7 (.788)	<b>2000</b> 15-19 (.441)	<b>2001</b> 19-6 (.760)	<b>2002</b> 18-12 (.600)	<b>2003</b> 22-8 (.733)	<b>2004</b> 31-8 (.795)	<b>2005</b> 19-9 (.679)
<b>2006</b> 21-8 (.724)	<b>2007</b> 23-10 (.697)	<b>2008</b> 24-9 (.727)	<b>2009</b> 21-12 (.636)	<b>2010</b> 29-9 (.763)	<b>2011</b> 24-7 (.774)	<b>2012</b> 28-8 (.778)	<b>2013</b> 24-9 (.727)	<b>2014</b> 25-10 (.714)	<b>2015</b> 23-12 (.657)
<b>2016</b> 19-14 (.576)	<b>2017</b> 29-8 (.784)	<b>2018</b> 34-4 (.895)	<b>2019</b> 33-7 (.825)	<b>2020</b> 11-2 (.846)	<b>2021</b> 30-8 (.790)	<b>2022</b> 28-7 (.800)	<b>2023</b> 32-6 (.842)	<b>2024</b> 34-5 (.872)	<b>2025</b> 11-0 (1.000)

**Top 20 All-Time Crowds (tickets sold/distributed)**

1. USC	13,472	March 3, 2018
2. Mississippi State	12,589	April 25, 2015
3. South Alabama	12,006	March 7, 2020
4. LSU	11,827	April 8, 2017
5. Tennessee	11,787	April 26, 2019
6. Vanderbilt	11,772	May 13, 2022
7. Vanderbilt	11,761	May 14, 2022
8. Auburn	11,742	April 26, 2014
9. Ole Miss	11,736	April 30, 2022
10. LSU	11,714	May 10, 2019
11. Ole Miss	11,651	April 29, 2022
12. Tennessee	11,594	April 27, 2019
13. Mississippi State	11,548	April 1, 2022
14. Mississippi State	11,522	April 2, 2022
15. LSU	11,462	April 9, 2011
16. Arizona State	11,434	April 8, 2009
17. Mississippi State	11,415	April 3, 2022
18. Ole Miss	11,409	May 1, 2022
19. Ole Miss*	11,383	June 9, 2019
20. Ole Miss*	11,350	June 8, 2019

\* - NCAA Super Regional  
 ^ - NCAA Regional

**Top 20 All-Time Crowds (actual)**

1. Missouri State*	12,167	June 6, 2015
2. Missouri State*	11,869	June 5, 2015
3. South Carolina*	11,722	June 9, 2018
4. Missouri State*	11,694	June 7, 2015
5. South Carolina*	11,481	June 10, 2018
6. South Carolina*	11,217	June 11, 2018
7. LSU	11,103	April 9, 2011
8. Arizona State	11,014	April 8, 2009
9. Oral Roberts^	11,088	June 2, 2017
10. LSU	10,987	April 8, 2017
11. Mississippi State	10,837	April 25, 2015
12. Mississippi State	10,784	April 16, 2011
13. USC	10,732	March 3, 2018
14. LSU	10,581	May 5, 2007
15. Texas A&M	10,477	April 20, 2013
16. Missouri State^	10,369	June 3, 2017
17. Missouri State^	10,273	June 5, 2017
18. Central Michigan	10,219	Feb. 20, 2016
19. Auburn	10,217	April 26, 2014
20. Southern Miss^	10,213	June 2, 2018

\* - NCAA Super Regional  
 ^ - NCAA Regional

**2024 NCAA ATTENDANCE LEADERS**

Team	Average	Total	Games
1. Arkansas	10,106	394,146	39
2. LSU	10,834	390,033	36
3. Mississippi State	10,903	370,711	34
4. Ole Miss	9,628	298,461	31
5. Texas	7,476	269,143	36
6. Texas A&M	6,431	257,258	40
7. Tennessee	5,339	234,921	44
8. South Carolina	7,045	232,501	33
9. Florida	6,100	195,199	32
10. Florida State	4,982	179,336	36
11. Clemson	4,660	177,094	38
12. East Carolina	4,865	170,277	35
13. Southern Miss	5,317	164,825	31
14. Virginia	4,197	159,483	38
15. Oklahoma State	4,828	144,850	30
16. Nebraska	5,221	135,734	26
17. Auburn	4,244	131,576	31
18. Kentucky	3,952	126,469	32
19. Vanderbilt	3,597	125,887	35
20. Hawaii	3,476	125,131	36

## SERIES HISTORY

### INSIDE THE SERIES (SINCE 1960): PORTLAND

Overall Series Record: 1-0  
Record in Fayetteville, Ark.: 1-0

### IN THE DVH ERA (2003-PRESENT): PORTLAND

Overall Series Record: 1-0  
Record in Fayetteville, Ark.: 1-0

All-time meetings

DATE	SITE	W/L	SCORE
3/7/25	Fayetteville, Ark.	W	20-3 (7)
3/8/25	Fayetteville, Ark.		
3/9/25	Fayetteville, Ark.		

## BOX SCORE FROM PREVIOUS MEETING



### 2025 Arkansas Baseball Portland at #3 Arkansas Mar 07, 2025 at Fayetteville, Ark. (Baum-Walker Stadium)



#### Portland 3 (5-9)

Player	ab	r	h	rbi	bb	so	po	a	lob	avg
NITOWITZ, CODY cf	3	0	0	0	0	1	1	0	0	.257
BEAN, BRADY rf	4	1	2	0	0	1	1	0	2	.375
HEBERT, CURTIS dh	4	0	0	0	0	2	0	0	0	.308
HOWARD, TYLER c	3	1	1	0	1	0	6	1	0	.344
KATAYAMA-STALL, COLE 3b	4	1	2	2	0	1	0	0	2	.346
SCOTT, SPENCER 2b	3	0	0	0	0	0	0	5	1	.226
SWYGART, TREY 1b	0	0	0	0	2	0	9	0	0	.167
RUTIGLIANO, FRANKIE ss	1	0	0	0	0	1	0	1	0	.304
SALK, JONAS ph	2	0	1	1	0	1	0	2	0	.239
LOUIS, AARON lf	3	0	0	0	0	1	0	0	3	.048
GASTON, CARTER p	0	0	0	0	0	0	1	0	0	-
LANDWEHR, JT p	0	0	0	0	0	0	0	0	0	.267
Totals	27	3	6	3	3	8	18	9	8	

#### Arkansas 20 (13-1)

Player	ab	r	h	rbi	bb	so	po	a	lob	avg
Charles Davalan lf	3	3	1	0	1	0	2	0	0	.280
Wehiwa Aloy ss	3	5	3	4	1	0	3	0	0	.415
Logan Maxwell rf	2	2	1	0	1	0	0	0	0	.351
Kendall Diggs rf	1	1	1	2	1	0	0	0	0	.259
Kuhio Aloy dh	4	3	2	3	1	0	0	0	1	.550
Brent Iredale 3b	4	3	3	8	0	0	0	2	0	.419
Cam Kozeal 1b	4	0	0	1	0	1	9	0	0	.306
Nolan Souza 2b	4	1	1	1	0	2	0	2	0	.176
Ryder Helfrick c	2	1	0	0	1	2	6	2	0	.235
Justin Thomas Jr. cf	4	1	1	0	0	2	1	0	1	.281
Gabe Gaeckle p	0	0	0	0	0	0	0	1	0	-
Steele Eaves p	0	0	0	0	0	0	0	1	0	-
Totals	31	20	13	19	6	7	21	8	2	

Score by Innings	1	2	3	4	5	6	7	R	H	E
Portland	2	0	0	0	0	1	0	3	6	2
Arkansas	4	7	2	0	5	2	X	20	13	0

E - NITOWITZ, C(1); HOWARD, T(1). LOB - Portland 8; Arkansas 2. 2B - K. Aloy(6); Iredale(5). 3B - KATAYAMA-STAL(1); Diggs(1). HR - W. Aloy 2(5); Iredale 2(5); Souza(2). HBP - NITOWITZ, C; SWYGART, T; Davalan; W. Aloy; Helfrick. SB - W. Aloy(2); Thomas Jr.(3).

Portland	ip	h	r	er	bb	so	ab	bf	np	era	Arkansas	ip	h	r	er	bb	so	ab	bf	np	era
GASTON, CARTER	4.0	9	13	12	2	5	21	26	95	6.75	Gabe Gaeckle	5.1	2	2	2	3	7	18	22	87	6.16
LANDWEHR, JT	2.0	4	7	7	4	2	10	14	46	17.47	Steele Eaves	1.2	4	1	1	0	1	9	10	31	6.75

Win - Gaeckle (1-0). Loss - GASTON, C (0-4). Save - None.

WP - Gaeckle(4). HBP - by Gaeckle (NITOWITZ, C); by GASTON, C (Helfrick); by GASTON, C (W. Aloy); by GASTON, C (Davalan); by Eaves (SWYGART, T). Inherited runners/scored: None. Pitches/strikes: GASTON, C 95/59; LANDWEHR, J 46/20; Gaeckle 87/50; Eaves 31/21.

Umpires - HP: Clint Fagan 1B: Steve Mattingly 2B: Mark Winters 3B: Augustus Griffin  
Start: 3:02 pm Time: 2:08 Attendance: 9982  
Weather: High 60s, sunny, 17 mph WSW

## HONORS &amp; AWARDS

**INF Wehiwa Aloy**

Golden Spikes Award Preseason Watch List  
 Bobby Bragan National Collegiate Slugger Award Watch List  
 SEC Co-Player of the Week (Feb. 24)

**RHP Landon Beidelschies**

Perfect Game Preseason All-American (First Team)  
 Coaches Preseason All-SEC (Second Team)  
 Perfect Game Preseason All-SEC (First Team)

**RHP Christian Foutch**

NCBWA Preseason All-American (Third Team)  
 Coaches Preseason All-SEC (Second Team)  
 NCBWA Preseason Stopper of the Year Award Watch List

**RHP Gabe Gaeckle**

Consensus Preseason All-American  
 • Baseball America (Second Team)  
 • D1Baseball (Second Team)  
 • NCBWA (Second Team)  
 • Perfect Game (First Team)  
 Baseball America Preseason SEC Pitcher of the Year  
 Coaches Preseason All-SEC (First Team)  
 Perfect Game Preseason All-SEC (First Team)  
 Golden Spikes Award Preseason Watch List

**LHP Zach Root**

D1Baseball Preseason All-American (Third Team)  
 NCBWA Perfect Game Preseason All-American (Third Team)  
 Perfect Game Preseason All-American (Second Team)  
 Perfect Game Preseason All-SEC (Second Team)



Left-hander **Zach Root** collected three preseason All-American honors, including second-team recognition from Perfect Game and third-team praise from D1Baseball and NCBWA. The ECU transfer went 6-2 with a 3.56 ERA and 76 strikeouts in 68.1 innings across 13 appearances, including 12 starts, on the mound during his sophomore campaign in 2024.



STANDINGS

	SEC	Pct.	GB	All	Pct.	Home	Away	Neutral	Top 25	Top 10	L10	Streak
Alabama	0-0	-	-	15-0	1.000	11-0	1-0	3-0	3-0	0-0	10-0	W15
Tennessee	0-0	-	-	14-0	1.000	11-0	0-0	3-0	1-0	0-0	10-0	W14
Georgia	0-0	-	-	16-1	.941	11-0	3-1	2-0	0-0	0-0	10-0	W13
LSU	0-0	-	-	14-1	.933	10-1	0-0	4-0	0-0	0-0	9-1	W9
<b>Arkansas</b>	<b>0-0</b>	<b>-</b>	<b>-</b>	<b>13-1</b>	<b>.929</b>	<b>11-0</b>	<b>0-0</b>	<b>2-1</b>	<b>2-0</b>	<b>0-0</b>	<b>9-1</b>	<b>W9</b>
Ole Miss	0-0	-	-	12-1	.923	10-0	0-0	2-1	3-1	1-1	10-0	W11
Oklahoma	0-0	-	-	12-1	.923	9-0	0-1	3-0	2-1	2-0	9-1	W1
Kentucky	0-0	-	-	11-1	.917	6-0	5-1	0-0	0-0	0-0	10-0	W10
Texas	0-0	-	-	11-1	.917	6-0	0-0	5-1	1-0	0-0	10-0	W11
Florida	0-0	-	-	13-2	.867	12-1	1-1	0-0	0-0	0-0	8-2	W2
Auburn	0-0	-	-	12-2	.857	9-1	0-1	3-0	2-0	1-0	9-1	W1
South Carolina	0-0	-	-	12-3	.800	10-1	2-1	0-1	0-3	0-3	7-3	W3
Vanderbilt	0-0	-	-	11-3	.786	8-0	2-1	1-2	1-1	0-0	8-2	W2
Mississippi State	0-0	-	-	9-4	.692	8-1	0-1	1-2	1-3	0-0	6-4	W2
Texas A&M	0-0	-	-	8-5	.615	7-3	0-0	1-2	0-1	0-0	5-5	W2
Missouri	0-0	-	-	6-7	.462	3-3	0-1	3-3	0-0	0-0	5-5	L2

SCHEDULE/RESULTS

Tuesday, March 4

at #3 Georgia 8, High Point 4  
**at #3 Arkansas 14, ULM 1 (7 inn.)**  
 at UCF 13, #6 Florida 3  
 #23 Kentucky 16, at Eastern Kentucky 0 (7 inn.)  
 at #1 Tennessee 22, Radford 9 (7 inn.)  
 at South Carolina 7, Davidson 3  
 #17 Alabama 11, at Jacksonville State 1  
 at #17 Dallas Baptist 11, #10 Oklahoma 0 (7 inn.)  
 UTSA 7, at #2 Texas A&M 4  
 at #1 LSU 11, North Dakota State 9  
 at #6 Texas 15, Texas A&M-Corpus Christi 5 (8 inn.)  
 Southeastern Louisiana at #17 Ole Miss - canceled  
 Southeast Missouri at Missouri - postponed  
 Evansville at #12 Vanderbilt - canceled

Wednesday, March 5

**at #3 Arkansas 15, ULM 3 (7 inn.)**  
 at #3 Georgia 16, Georgia State 10  
 at #17 Alabama 3, #19 Troy 1  
 at #17 Ole Miss 8, Murray State 7 (10 inn.)  
 at #16 Mississippi State 18, #20 Southern Miss 3 (7 inn.)  
 at #12 Vanderbilt 14, St. Bonaventure 1 (7 inn.)  
 at #6 Florida 4, Florida Atlantic 2  
 at #1 Tennessee 13, Xavier 1  
 at UAB 6, #20 Auburn 5  
 South Carolina 9, at The Citadel 1  
 at #2 Texas A&M 6, Texas Southern 2  
 at #1 LSU 13, North Dakota State 3 (7 inn.)  
 Eastern Kentucky at #23 Kentucky - canceled

Friday, March 7

at #3 Georgia 14, Columbia 5  
**at #3 Arkansas 20, Portland 3 (7 inn.)**  
 at #23 Kentucky 12, Wofford 2 (7 inn.)  
 at #12 Vanderbilt 15, Xavier 3 (7 inn.)  
 Binghamton 8, at Missouri 7 (13 inn.)  
 at #6 Florida 12, Harvard 0 (7 inn.)  
 at #1 Tennessee 12, St. Bonaventure 0  
 at #17 Alabama 10, Presbyterian 0 (7 inn.)  
 at #20 Auburn 10, Old Dominion 4  
 at #16 Mississippi State 9, Queens 3  
 at South Carolina 11, Morehead State 7

at #2 Texas A&M 19, New Mexico State 0 (7 inn.)  
 at #1 LSU 13, North Alabama 2 (7 inn.)  
 at #17 Ole Miss 7, Jacksonville State 4  
 at #10 Oklahoma 6, Sam Houston 5  
 at #6 Texas 4, Santa Clara 2

Saturday, March 8

Wofford at #23 Kentucky - 1 p.m. [SECN+]  
 Columbia at #3 Georgia - 2 p.m. [SECN+]  
 Binghamton at Missouri (DH) - 2 p.m.  
 Jacksonville State at #17 Ole Miss - 2:30 p.m. [SECN+]  
**Portland at #3 Arkansas - 3 p.m. [SECN+]**  
 Harvard at #6 Florida - 3 p.m. [SECN+]  
 Queens at #16 Mississippi State - 3 p.m. [SECN+]  
 Sam Houston at #10 Oklahoma - 3 p.m. [SECN+]  
 Santa Clara at #6 Texas - 3 p.m. [SECN+]  
 New Mexico State at #2 Texas A&M - 3 p.m. [SECN+]  
 Xavier at #12 Vanderbilt - 3 p.m. [SECN+]  
 Morehead State at South Carolina - 4 p.m. [SECN+]  
 Presbyterian at #17 Alabama - 5 p.m. [SECN+]  
 Old Dominion at #20 Auburn - 6 p.m. [SECN+]  
 St. Bonaventure at #1 Tennessee - 6 p.m. [SECN+]  
 North Alabama at #1 LSU - 7 p.m. [SECN+]

Sunday, March 9

Harvard at #6 Florida - 1 p.m. [SECN+]  
 Columbia at #3 Georgia - 1 p.m. [SECN+]  
 Wofford at #23 Kentucky - 1 p.m. [SECN+]  
 St. Bonaventure at Tennessee - 1 p.m. [SECN+]  
 Morehead State at South Carolina - 1:30 p.m. [SECN+]  
 Presbyterian at #17 Alabama - 2 p.m. [SECN+]  
**Portland at #3 Arkansas - 1 p.m. [SECN+]**  
 Old Dominion at #20 Auburn - 3 p.m. [SECN+]  
 North Alabama at #1 LSU - 2 p.m. [SECN+]  
 Queens at #16 Mississippi State - 2 p.m. [SECN+]  
 Binghamton at Missouri - 2 p.m. [SECN+]  
 Santa Clara at #6 Texas - 2 p.m. [SECN+]  
 New Mexico State at Texas A&M - 2 p.m. [SECN+]  
 Xavier at #12 Vanderbilt - 2 p.m. [SECN+]  
 Jacksonville State at #17 Ole Miss - 2:30 p.m. [SECN+]  
 Sam Houston at #10 Oklahoma - 3 p.m. [SECN+]

All times Eastern; Rankings reflect highest among major polls



**WEEK 4** **SOUTHEASTERN CONFERENCE** **AS OF MARCH 3**

**ACTIVE CAREER LEADERS**

Games Played

1.	Kennedy Jones*, South Carolina	186
2.	Hunter Hines, Mississippi State	180
	Michael Braswell III, LSU	180
4.	Josh Pearson, LSU	177
5.	Isaac Humphrey*, Ole Miss	176
6.	Wyatt Henseler*, Texas A&M	175
7.	<b>Rocco Peppi*, Arkansas</b>	<b>173</b>
	Hayden Schott*, Texas A&M	173
9.	Garrett Staton*, Alabama	170
	Talmadge LeCroy, South Carolina	170

Runs Scored

1.	Wyatt Henseler*, Texas A&M	194
2.	Robbie Burnett*, Georgia	162
3.	Garrett Staton*, Alabama	155
4.	Kennedy Jones*, South Carolina	151
	Cole Hage*, Kentucky	151
6.	Daniel Dickinson*, LSU	149
7.	Matt Bergevin*, Texas A&M	148
8.	Jace LaViolette, Texas A&M	147
9.	Hunter Hines, Mississippi State	143
10.	Hayden Schott*, Texas A&M	137
--		
	<b>Rocco Peppi*, Arkansas</b>	<b>124</b>

Hits

1.	Wyatt Henseler*, Texas A&M	249
2.	Kennedy Jones*, South Carolina	246
3.	Hayden Schott*, Texas A&M	220
4.	<b>Rocco Peppi*, Arkansas</b>	<b>199</b>
5.	Hunter Hines, Mississippi State	194
6.	Luis Hernandez*, LSU	189
7.	Robbie Burnett*, Georgia	188
8.	Daniel Dickinson*, LSU	187
9.	Garrett Staton*, Alabama	185
10.	Matt Bergevin*, Texas A&M	179

Doubles

1.	Wyatt Henseler*, Texas A&M	55
2.	Hayden Schott*, Texas A&M	49
3.	<b>Rocco Peppi*, Arkansas</b>	<b>43</b>
4.	Matt Bergevin*, Texas A&M	42
	Kennedy Jones*, South Carolina	42
6.	Luis Hernandez*, LSU	40
7.	Garrett Staton*, Alabama	39
	Jonathan Vastine, Vanderbilt	39
	Devin Burkes, Kentucky	39
10.	Daniel Dickinson*, LSU	37
	Cole Hage*, Kentucky	37

RBI

1.	Wyatt Henseler*, Texas A&M	209
2.	Hunter Hines, Mississippi State	175
3.	Kennedy Jones*, South Carolina	169
4.	Hayden Schott*, Texas A&M	159
5.	Jace LaViolette, Texas A&M	151
6.	Matt Bergevin*, Texas A&M	147
7.	Mitchell Sanford*, Ole Miss	139
8.	Cooper McMurray*, Auburn	138
9.	Gavin Kash*, Texas A&M	137
10.	Garrett Staton*, Alabama	129
--		
	<b>Rocco Peppi*, Arkansas</b>	<b>127</b>

HBP

1.	<b>Rocco Peppi*, Arkansas</b>	<b>55</b>
2.	Wyatt Henseler*, Texas A&M	50
3.	Noah Sullivan*, Mississippi State	42
	Cade Kurland, Florida	42
5.	Cole Hage*, Kentucky	41
6.	Garrett Staton*, Alabama	37
7.	Josh Pearson, LSU	36
8.	Ethan Petry, South Carolina	35
9.	Devin Burkes, Kentucky	34
	<b>Michael Anderson*, Arkansas</b>	<b>34</b>
	Brennen Norton*, Alabama	34

Wins

1.	<b>Will McEntire, Arkansas</b>	<b>17</b>
2.	Chase Hungate*, Mississippi State	16
	Ruger Riojas*, Texas	16
4.	Noah Sullivan*, Mississippi State	15
5.	Jacob Mayers*, LSU	14
6.	Zac Cowan*, LSU	13
	Matthew Becker, South Carolina	13
8.	Grant Stevens*, Oklahoma	12
	Nate Snead*, Tennessee	12
	Nic McCay*, Kentucky	12
	Jared Spencer*, Texas	12
--		
	<b>Dylan Carter, Arkansas</b>	<b>10</b>
	<b>Zach Root*, Arkansas</b>	<b>10</b>

Appearances

1.	Chase Hungate*, Mississippi State	73
2.	Brad Rudis, Texas A&M	72
3.	<b>Will McEntire, Arkansas</b>	<b>69</b>
4.	Jackson Nove, Kentucky	64
5.	John Armstrong, Auburn	63
	Matthew Becker, South Carolina	63
7.	Jared Spencer*, Texas	62
8.	Robert Hogan, Kentucky	60
9.	Nate Snead*, Tennessee	57
10.	Carson Myers*, Auburn	56
	Samuel Dutton, Auburn	56

Saves

1.	Alton Davis II, Georgia	12
	Carson Ozmer*, Alabama	12
3.	Connor Spencer*, Ole Miss	11
4.	Simon Gregersen*, Kentucky	10
	Nate Snead*, Tennessee	10
6.	Jared Spencer*, Texas	9
	Cole Hentschel*, Kentucky	9
	Chandler Dorsey*, LSU	9
9.	<b>Landon Beidelschies*, Arkansas</b>	<b>7</b>
	Ruger Riojas*, Texas	7
	<b>Gage Wood, Arkansas</b>	<b>7</b>
	<b>Will McEntire, Arkansas</b>	<b>7</b>
	Gavin Guidry, LSU	7

Innings Pitched

1.	Nic McCay*, Kentucky	234.2
2.	<b>Will McEntire, Arkansas</b>	<b>203.1</b>
3.	Grant Stevens*, Oklahoma	187.1
4.	Ryan Prager, Texas A&M	173.1
5.	Zac Cowan*, LSU	164.0
6.	Matthew Becker, South Carolina	160.2
7.	Karson Ligon*, Mississippi State	158.2
8.	Jacob Mayers*, LSU	148.1
9.	Chase Hungate*, Mississippi State	145.1
10.	Justin Lamkin, Texas A&M	141.2
--		
	<b>Zach Root*, Arkansas</b>	<b>137.1</b>
	<b>Landon Beidelschies*, Arkansas</b>	<b>129.0</b>

Strikeouts

1.	Nic McCay*, Kentucky	264
2.	Matthew Becker, South Carolina	221
3.	Jacob Mayers*, LSU	215
4.	<b>Will McEntire, Arkansas</b>	<b>208</b>
5.	Ryan Prager, Texas A&M	197
6.	Justin Lamkin, Texas A&M	185
7.	Zac Cowan*, LSU	183
8.	Liam Doyle*, Tennessee	175
9.	Jared Spencer*, Texas	170
10.	Grant Stevens*, Oklahoma	158
--		
	<b>Zach Root*, Arkansas</b>	<b>146</b>
	<b>Landon Beidelschies*, Arkansas</b>	<b>150</b>

\* - Indicates stats from a previous non-SEC school are included

# A ||| QUICK FACTS

## GENERAL INFORMATION

Location.....Fayetteville, Ark.  
 Founded.....1871  
 Enrollment.....33,600  
 Nickname.....Razorbacks  
 School Colors.....Cardinal (PMS 201) and White  
 Conference.....Southeastern (SEC)  
 System President.....Dr. Donald R. Bobbitt (Arkansas, 1980)  
 Chancellor.....Dr. Charles Robinson (Houston, 1987)  
 Athletics Director.....Hunter Yurachek (Guilford, 1990)  
 Faculty Athletic Rep.....Paul Adams (LSU, 1992)  
 Athletics Website.....ArkansasRazorbacks.com  
 Athletic Department Phone.....(479) 575-6533  
 Ticket Office Phone.....(479) 575-5151

## BAUM-WALKER STADIUM

Home Facility.....Baum-Walker Stadium at George Cole Field  
 Capacity.....11,121 (8,237 Chairbacks)  
 Largest Crowd (actual).....12,167 vs. Missouri State (June 6, 2015)  
 Stadium Opening.....April 13, 1996  
 Dedication.....May 3, 1996  
 Field Dimensions.....LL - 320, LC - 375, CF - 400, RC - 365, RL - 312  
 Surface.....Grass

## COACHES & SUPPORT STAFF

Head Coach.....Dave Van Horn (Arkansas, 1988)  
 Record at Arkansas.....896-458 (23 seasons, .6626)  
 Overall Division I Record.....1,216-614 (31 seasons, .664)  
 Overall as a Head Coach.....1,481-698 (37 seasons, .680)  
 DI Postseason Appearances (Total/at Arkansas).....24/20  
 College World Series Appearances (Total/at Arkansas).....9/7  
 (Neb: 2001, 2002; Ark: 2004, 2009, 2012, 2015, 2018, 2019, 2022)  
 Assistant Coach/Recruiting Coordinator.....Nate Thompson (Dallas Baptist, 2006)  
 Assistant Coach.....Matt Hobbs (Missouri, 2002)  
 Assistant Coach.....Bobby Wernes (Arkansas, 2018)  
 Student Assistant Coach.....Hudson Polk (Arkansas, 2024)  
 Director of Operations.....Clay Goodwin (Arkansas, 2005)  
 Director of Strength & Conditioning.....Hunter Bell (Arkansas-Monticello, 2018)  
 Director of Pitching Development.....Zach Barr (Arkansas, 2017)  
 Director of Baseball Analytics.....DJ Baxendale (Arkansas, 2019)  
 Athletic Trainer.....Corey Wood (East Carolina, 2008)  
 Equipment Manager.....Mark Taylor (Ouachita Baptist, 1988)  
 Strength & Conditioning Assistant.....MJ Munoz (Aurora, 2022)  
 Strength & Conditioning Intern.....Alden Arrington  
 Graduate Manager.....John McElroy, Matthew Schluterman  
 Student Managers.....Anthony Sanchez, Crew Tidwell, Trip Wright  
 Bullpen Catchers.....Ryan Cleinmark, Hayden Schnitker  
 Sports Information Director.....Oliver Grigg (Tulane, 2017)  
 Academics Director.....Jonathan Burgess (Central Arkansas, 2015)  
 Sports Nutritionist.....Ben Tarnowski (North Dakota, 2021)  
 Sport Administrator.....Kevin Trainor (Arkansas, 1994)  
 Administrative Assistant.....Kelly Moore (Arkansas, 2004)

## HISTORY

First Year of Arkansas Baseball.....1897  
 Years of Varsity Baseball at Arkansas.....103  
 (1897, 1901-03, 05, 08-16, 19-20, 22-29, 47-2025)  
 All-Time Program Record.....2,449-1,477-6 (.624)  
 All-Time Conference Record/Years.....SEC: 497-433 (.534)/32  
 SWC: 249-190 (.567)/23  
 Combined: 748-623 (.545)/55  
 Conference Titles/Years.....SEC Overall: 4/1999, 2004, 2021, 2023  
 SEC Western Division: 9/1999, 2004, 2007, 2011, 2018, 2019, 2021, 2023, 2024  
 SWC: 2/1989, 1990  
 Conference Tournament Record/Years.....SEC: 40-47 (.460)/28  
 SWC: 18-25 (.419)/14  
 Combined: 58-72 (.446)/42  
 Conference Tournament Titles/Years.....SEC: 1/2021  
 SWC: 1/1985  
 NCAA Postseason Appearances.....35  
 (1973, 79-80, 83, 85-90, 95-96, 98-99, 2002-15, 2017-19, 2021-24)  
 NCAA Postseason Record.....103-79 (.566)  
 College World Series Appearances.....11  
 (1979, 1985, 1987, 1989, 2004, 2009, 2012, 2015, 2018, 2019, 2022)  
 College World Series Record.....18-22 (.450)  
 NCAA Super Regional Appearances.....10  
 (2002, 2004, 2009, 2010, 2012, 2015, 2018, 2019, 2021, 2022)  
 NCAA Super Regional Record.....16-10 (.615)  
 NCAA Regional Appearances.....34  
 NCAA Regional Record.....69-47 (.595)  
 Overall NCAA Regional Hosts...11 (1999, 2004, 2006-07, 2010, 2017-19, 2021, 2023-24)  
 Best NCAA Finish.....1979 and 2018 National Runner-Up

## TEAM INFORMATION

2024 Overall Record.....44-16  
 Home.....34-5  
 Away.....7-8  
 Neutral.....3-3  
 SEC Record.....20-10  
 SEC Finish.....1st West  
 SEC Tournament.....T-7th  
 Postseason.....NCAA Regional  
 Lettermen Returning/Lost.....15/17  
 Position Starters (including DH) Returning/Lost.....3/6  
 Pitchers Returning/Lost.....10/6  
 Newcomers/Redshirts.....26/1

## TOP RETURNING POSITION PLAYERS

Wehiwa Aloy	INF	Jr.	.270/.355/.485, 45 R, 9 2B, 14 HR, 56 RBI, 7 SB
Kendall Diggs	OF	Sr.	.229/.346/.395, 35 R, 11 2B, 1 3B, 7 HR, 34 RBI, 4 SB
Ryder Helfrick	C	So.	.179/.320/.321, 18 R, 3 2B, 3 HR, 8 RBI, 1 SB
Nolan Souza	INF	So.	.255/.366/.509, 21 R, 7 2B, 7 HR, 28 RBI, 3 SB

## TOP RETURNING PITCHERS

Colin Fisher	LHP	So.	6-1, 2.67 ERA, 27.0 IP, 27 SO, 1.30 WHIP
Christian Foutch	RHP	Jr.	1-0, 0.81 ERA, 22.1 IP, 20 SO, 1 SV, 1.43 WHIP
Gabe Gaekle	RHP	So.	3-3, 2.32 ERA, 42.2 IP, 57 SO, 7 SV, 1.10 WHIP
Will McEntire	RHP	R-Sr.	5-0, 4.83 ERA, 54.0 IP, 65 SO, 4 SV, 1.37 WHIP
Gage Wood	RHP	Jr.	3-2, 4.46 ERA, 40.1 IP, 56 SO, 2 SV, 1.36 WHIP

## TOP NEWCOMERS

Kuhio Aloy	INF/OF	So.	Wailuku, Hawai'i (BYU)
Landon Beidelschies	LHP	Jr.	Canfield, Ohio (Ohio State)
Brenton Clark	OF	Fr.	Texarkana, Texas (Pleasant Grove HS)
Charles Davalan	OF	Jr.	Montreal, Quebec, Canada (FGCU)
Cole Gibling	LHP	Fr.	Blue Springs, Mo. (Blue Springs HS)
Brent Iredale	INF	Jr.	Sydney, New South Wales, Australia (New Mexico JC)
Aiden Jimenez	RHP	R-So.	Elk Grove, Calif. (Oregon State)
Cam Kozeal	INF	So.	Omaha, Neb. (Vanderbilt)
Logan Maxwell	OF	Sr.	Lima, Ohio (TCU)
Rocco Peppi	INF/OF	R-Sr.	Huntington Beach, Calif. (Fresno State)
Zach Root	LHP	Jr.	Fort Myers, Fla. (East Carolina)
Justin Thomas Jr.	OF	Jr.	Savannah, Ga. (Florida SouthWestern State)
Carson Wiggins	RHP	Fr.	Roland, Okla. (Roland HS)



Arkansas right-hander **Gabe Gaekle** enters 2025 as a consensus preseason All-American and as Baseball America's preseason SEC Pitcher of the Year after his historic freshman campaign.



**Baseball America**

March 3

1. Tennessee
2. LSU
3. **Arkansas**
4. Florida State
5. Clemson
6. Florida
7. North Carolina
8. Virginia
9. Georgia
10. Oklahoma
11. Texas A&M
12. Texas
13. Oregon State
14. Oklahoma State
15. Oregon
16. Wake Forest
17. Vanderbilt
18. UC Irvine
19. Ole Miss
20. Alabama
21. Dallas Baptist
22. Mississippi State
23. Kentucky
24. Southern Miss
25. UC Santa Barbara

**D1Baseball**

March 3

1. LSU
2. Tennessee
3. **Arkansas**
4. North Carolina
5. Georgia
6. Florida State
7. Florida
8. Oregon State
9. Virginia
10. Oregon
11. Clemson
12. Texas
13. Oklahoma
14. Texas A&M
15. Wake Forest
16. UC Santa Barbara
17. Ole Miss
18. Vanderbilt
19. Troy
20. Southern Miss
21. Dallas Baptist
22. Auburn
23. Alabama
24. Coastal Carolina
25. Oklahoma State

**Perfect Game**

March 3

1. Tennessee
2. LSU
3. Georgia
4. Clemson
5. Florida State
6. Texas
7. North Carolina
8. Florida
9. Virginia
10. **Arkansas**
11. Texas A&M
12. Oklahoma
13. Oregon State
14. Oregon
15. Coastal Carolina
16. West Virginia
17. Vanderbilt
18. Dallas Baptist
19. Wake Forest
20. Auburn
21. Arizona
22. UC Santa Barbara
23. Alabama
24. Troy
25. Southern Miss

**USA Today Coaches**

March 3

1. Tennessee
2. LSU
3. **Arkansas**
4. North Carolina
5. Florida State
6. Florida
7. Georgia
7. Clemson
9. Texas
10. Oregon State
11. Virginia
12. Oklahoma
13. Oregon
14. Texas A&M
15. UC Santa Barbara
16. Wake Forest
17. Alabama
18. Vanderbilt
19. Ole Miss
20. Auburn
21. Troy
22. Southern Miss
23. Dallas Baptist
24. West Virginia
25. UC Irvine

**NCBWA**

March 3

1. Tennessee
2. Texas A&M
3. North Carolina
4. LSU
5. Florida State
6. **Arkansas**
7. Florida
8. Georgia
9. Oregon State
10. Clemson
11. Wake Forest
12. Vanderbilt
13. Virginia
14. Oregon
15. Texas
16. Mississippi State
17. Dallas Baptist
18. UC Santa Barbara
19. Oklahoma
20. Troy
21. TCU
22. West Virginia
23. Alabama
24. Southern Miss
25. NC State

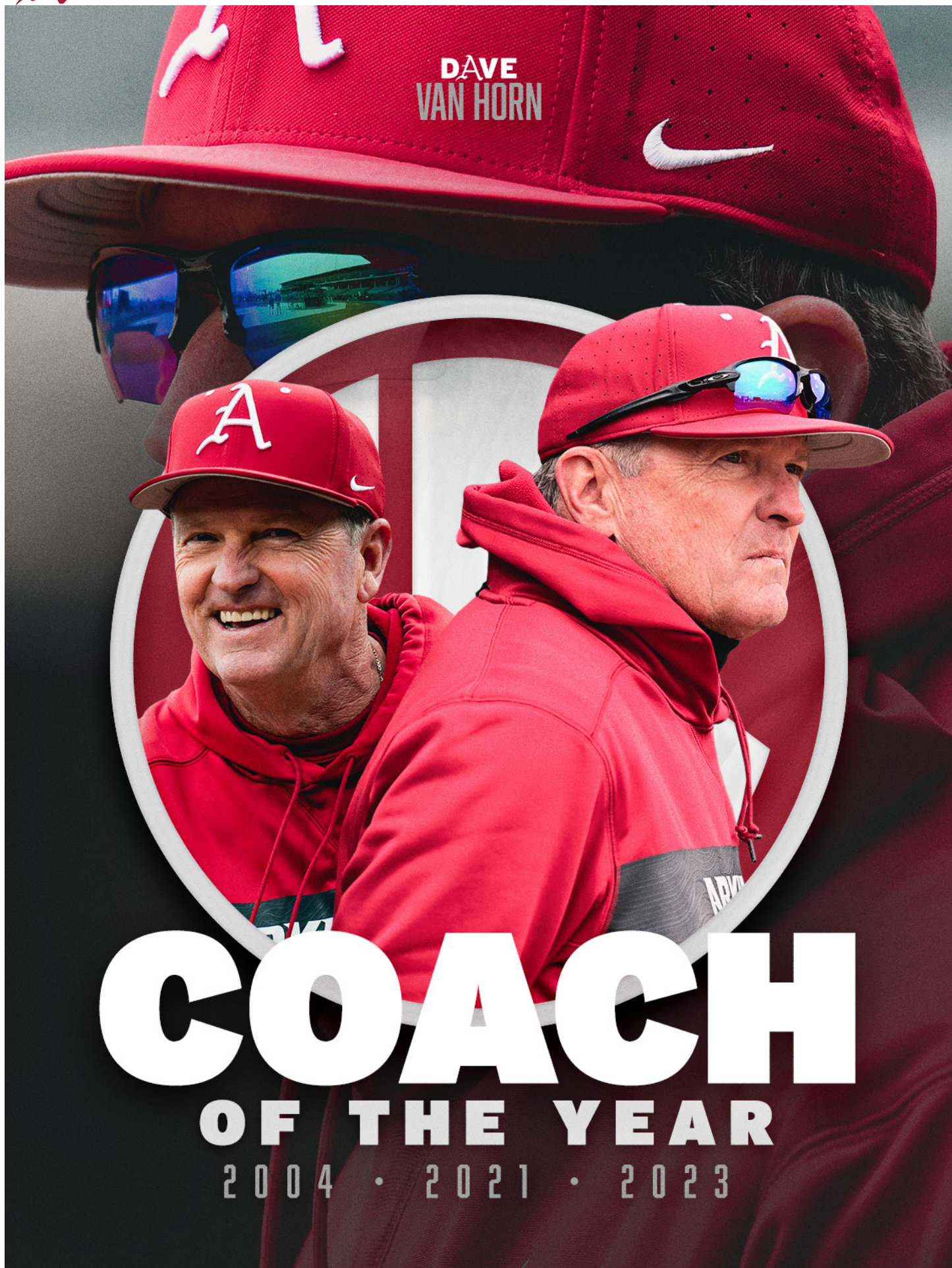
**ARKANSAS IN THE POLLS**

	BA	D1Baseball	Perfect Game	USA Today	NCBWA
Preseason	4	5	13	5	5
Feb. 17	4	5	12	5	4
Feb. 24	4	4	11	4	4
Mar. 3	3	3	10	3	6
Mar. 10					
Mar. 17					
Mar. 24					
Mar. 31					
April 7					
April 14					
April 21					
April 28					
May 5					
May 12					
May 19					
May 26					
June 3					
<b>Final</b>	--	--	--	--	--

BA - Baseball America  
 D1 - D1Baseball  
 PG - Perfect Game  
 USA Today - USA Today Coaches Poll  
 NCBWA - National Collegiate Baseball Writers Association



||| HEAD COACH DAVE VAN HORN



DAVE  
VAN HORN

**COACH**

**OF THE YEAR**

2004 • 2021 • 2023





### PERSONAL

Born: Sept. 17, 1960  
 Hometown: Kansas City, Mo.  
 Alma Mater: Arkansas (1988)  
 Masters of Science: East Texas State (1992)  
 Wife: Karen  
 Children: Hollan, Mariel  
 Named Head Coach at Arkansas: June 21, 2002

### PLAYING HISTORY

1982-84 Atlanta Braves Organization  
 1982 Arkansas  
 1980-81 McLennan Community College

### MLB DRAFT HISTORY

1982 MLB Draft: 10th Round (Atlanta Braves)  
 1981 MLB Draft: 10th Round (Chicago White Sox)

### COACHING HONORS

2023 SEC Coach of the Year  
 2021 SEC Coach of the Year  
 2004 SEC Coach of the Year  
 2001 Baseball America National Coach of the Year  
 2001 BIG 12 Coach of the Year  
 2001 ABCA Midwest Region Coach of the Year  
 2000 ABCA Midwest Region Coach of the Year  
 1997 Southland Coach of the Year  
 1995 Southland Coach of the Year  
 1994 NCAA Division II Coach of the Year  
 1994 ABCA Central Region Coach of the Year

### HALL OF FAME

2024 University of Arkansas Sports Hall of Honor  
 2019 Arkansas Sports Hall of Fame  
 2013 Winnetonka High School Hall of Fame  
 2012 Ban Johnson League Hall of Fame  
 2001 Central Missouri State Hall of Fame

## VAN HORN'S CAREER NUMBERS

Year	School	Record	Pct.	Conf.	Place	Conf. Tourn.	NCAA
1989	Texarkana CC	39-18	.684	N/A	N/A	N/A	--
1990	Texarkana CC	44-14	.759	N/A	N/A	N/A	--
1991	Texarkana CC	45-12	.789	N/A	N/A	N/A	--
1992	Texarkana CC	48-10	.827	N/A	1st	N/A	--
1993	Texarkana CC	38-18	.678	N/A	N/A	N/A	--
	<b>Total</b>	<b>214-72</b>	<b>.748</b>	--	--	--	--
1994	Central Missouri St.	51-11	.823	15-1	1st (Div.)	1st (4-1)	NCAA DII Champs
	<b>Total</b>	<b>51-11</b>	<b>.823</b>	<b>15-1</b>	--	<b>1 (4-1)</b>	--
1995	Northwestern St.	37-15	.711	19-5	1st	DNP (0-2)	--
1996	Northwestern St.	34-27	.557	14-16	2nd (Div.)	2nd (3-2)	--
1997	Northwestern St.	35-23	.603	19-9	1st	DNP (0-2)	--
	<b>Total</b>	<b>106-65</b>	<b>.620</b>	<b>52-30</b>	--	<b>3 (3-6)</b>	--
1998	Nebraska	24-20	.545	10-13	7th	DNQ	DNQ
1999	Nebraska	42-18	.700	16-9	5th	1st (4-0)	NCAA (1-2)
2000	Nebraska	51-17	.750	21-9	2nd	1st (5-1)	NCAA (4-2)
2001	Nebraska	50-16	.758	20-8	1st	1st (4-0)	CWS (5-2)
2002	Nebraska	47-21	.691	16-11	2nd	2nd (3-1)	CWS (5-3)
	<b>Total</b>	<b>214-92</b>	<b>.699</b>	<b>67-39</b>	--	<b>4 (16-2)</b>	<b>4 (15-9)</b>
2003	Arkansas	35-22	.612	14-16	6th West	T-7th (0-2)	NCAA (1-2)
2004	Arkansas	45-24	.652	19-11	T-1st Overall	4th (2-2)	CWS (6-3)
2005	Arkansas	39-22	.636	13-17	T-5th West	T-7th (0-2)	NCAA (2-2)
2006	Arkansas	39-21	.650	18-12	2nd West	T-7th (0-2)	NCAA (1-2)
2007	Arkansas	43-21	.672	18-12	1st West	2nd (3-1)	NCAA (2-2)
2008	Arkansas	34-24	.586	14-15	4th West	DNQ	NCAA (0-2)
2009	Arkansas	41-24	.631	14-15	4th West	4th (2-2)	CWS (7-2)
2010	Arkansas	43-21	.672	18-12	2nd West	T-7th (0-2)	NCAA (3-3)
2011	Arkansas	40-22	.645	15-15	1st West	T-3rd (2-2)	NCAA (2-2)
2012	Arkansas	46-22	.676	16-14	T-2nd West	T-9th (0-2)	CWS (7-3)
2013	Arkansas	39-22	.639	18-11	2nd West	T-3rd (2-1)	NCAA (2-2)
2014	Arkansas	40-25	.615	16-14	4th West	T-3rd (3-2)	NCAA (2-2)
2015	Arkansas	40-25	.615	17-12	3rd West	T-5th (2-2)	CWS (5-3)
2016	Arkansas	26-29	.473	7-23	7th West	DNQ	DNQ
2017	Arkansas	45-19	.703	18-11	2nd West	2nd (3-2)	NCAA (3-2)
2018	Arkansas	48-21	.696	18-12	T-1st West	T-3rd (2-1)	CWS Runner-Up (9-3)
2019	Arkansas	46-20	.697	20-10	T-1st West	T-5th (1-2)	CWS (5-3)
2020	Arkansas	11-5	.688	0-0	--	--	--
2021	Arkansas	50-13	.794	22-8	1st Overall	1st (4-0)	NCAA (4-3)
2022	Arkansas	46-21	.687	18-12	2nd West	T-7th (0-2)	CWS (8-3)
2023	Arkansas	43-18	.705	20-10	T-1st Overall	T-3rd (2-1)	NCAA (2-2)
2024	Arkansas	44-16	.733	20-10	1st West	T-7th (0-2)	NCAA (1-2)
2025	Arkansas	13-1	.929	0-0	--	--	--
	<b>Total</b>	<b>896-458</b>	<b>.662</b>	<b>353-272</b>	--	<b>19 (28-32)</b>	<b>20 (72-48)</b>
	<b>Career Totals</b>	<b>1,481-698</b>	<b>.680</b>	<b>487-342</b>	--	<b>51-41 (.554)</b>	<b>87-57 (.604)</b>

Dave Van Horn, the three-time SEC Coach of the Year, has elevated Arkansas into one of the nation's premier college baseball programs ever since returning to his alma mater to take over for legendary head baseball coach Norm DeBriyn.

In his 23rd season as head coach in 2025, Van Horn, the second-winningest coach in Arkansas baseball history, has led the Razorbacks to seven College World Series appearances, including a runner-up finish (2018) and four top five finishes (2009, 2012, 2018, 2022), 20 NCAA Tournament berths, three SEC overall titles, eight SEC Western Division championships, one SEC Tournament title and 896 overall wins, including 353 SEC victories.

Van Horn, whose 1,481 career wins are second most among all active Division I head coaches, is one of only five head coaches in college baseball history with 300 or more SEC wins in their career. Year in and year out, Van Horn, the 23rd coach in NCAA history to win 1,200 games at the Division I level, has produced nationally competitive teams and developed elite-level student-athletes on and off the field, including two Golden Spikes Award and Dick Howser Trophy winners in outfielder Andrew Benintendi (2015) and pitcher Kevin Kopps (2021), as well as countless All-Americans, all-SEC performers and professional baseball players.

Under Van Horn's guidance, the Razorbacks boast 35 All-America honorees, 52 All-SEC selections and 144 Major League Baseball draft picks – and counting.

### HOGS VS. 2025 OPPONENTS UNDER DVH

	W-L	Home	Away	Neutral
Arkansas State	4-0	4-0	0-0	0-0
Charlotte	5-2	4-0	0-1	1-1
Florida	31-24	15-6	10-14	6-4
Georgia	24-20	14-7	9-11	1-2
Grambling	12-0	11-0	0-0	1-0
Kansas State	4-4	3-1	0-2	1-1
Little Rock	5-2	5-2	0-0	0-0
LSU	30-44	17-16	11-19	2-9
Michigan	2-0	0-0	0-0	2-0
Missouri	17-4	10-2	7-2	0-0
Missouri State	21-11	13-8	8-3	0-0
Ole Miss	37-43	17-19	13-17	7-7
Oral Roberts	17-6	11-3	5-3	1-0
Portland	1-0	1-0	0-0	0-0
South Carolina	32-23	14-10	14-10	4-4
Texas	8-5	2-0	2-3	4-2
Texas A&M	23-17	13-5	8-11	2-1
TCU	5-3	2-2	0-0	3-1
Tennessee	30-14	15-5	12-8	3-1
UAPB	6-0	5-0	0-0	6-0
UCA	5-0	3-0	0-0	1-0
ULM	8-1	7-1	0-0	1-0
Vanderbilt	22-26	13-10	8-12	1-4
Washington State	10-1	9-1	0-0	1-0


# A ||| THE ARKANSAS RAZORBACKS



**1**  
**ROCCO PEPPi**  
R-Sr. • 5-10 • 195 • R/R  
INF/OF • Huntington Beach, Calif.




**3**  
**NOLAN SOUZA**  
So. • 6-3 • 215 • L/R  
INF • Honolulu, Hawai'i



**4**  
**JUSTIN THOMAS JR.**  
Jr. • 5-11 • 195 • R/R  
OF • Savannah, Ga.



**5**  
**KENDALL DIGGS**  
Sr. • 6-0 • 210 • L/R  
OF • Olathe, Kan.



**6**  
**GABE FRASER**  
Fr. • 6-2 • 190 • L/R  
INF • Huntington Beach, Calif.



**8**  
**CAM KOZEAL**  
So. • 5-10 • 200 • L/R  
INF • Omaha, Neb.



**9**  
**WEHIWA ALOY**  
Jr. • 6-2 • 200 • R/R  
INF • Wailuku, Hawai'i



**10**  
**BRENT IREDALE**  
Jr. • 6-3 • 200 • R/R  
INF • Sydney, Australia



**12**  
**ELLIOTT PETERSON**  
Jr. • 6-0 • 190 • R/R  
C • Omaha, Neb.



**13**  
**STEELE EAVES**  
Fr. • 6-0 • 210 • R/R  
RHP • Lonoke, Ark.



**14**  
**GAGE WOOD**  
Jr. • 6-0 • 205 • R/R  
RHP • Batesville, Ark.



**16**  
**AIDEN JIMENEZ**  
R-So. • 6-3 • 215 • R/R  
RHP • Elk Grove, Calif.



**17**  
**ZANE BECKER**  
Fr. • 5-11 • 200 • R/R  
C • Flower Mound, Texas



**18**  
**REESE ROBINETT**  
R-So. • 6-3 • 220 • L/R  
INF • Kennett, Mo.



**19**  
**CARSON WILLIS**  
Fr. • 5-11 • 195 • R/R  
C • Rogers, Ark.




**20**  
**GABE GAECKLE**  
So. • 6-0 • 190 • R/R  
RHP • Aptos, Calif.



**21**  
**BRENTON CLARK**  
Fr. • 5-11 • 190 • L/R  
OF • Texarkana, Texas



**22**  
**LOGAN MAXWELL**  
Sr. • 5-10 • 195 • L/L  
OF • Lima, Ohio



**24**  
**CHARLES DAVALAN**  
So. • 5-9 • 190 • L/R  
OF • Montreal, Canada



**25**  
**KUHIU ALOY**  
So. • 6-1 • 205 • R/R  
INF/OF • Wailuku, Hawai'i




**26**  
**TATE MCGUIRE**  
So. • 6-3 • 215 • R/R  
RHP • Liberty, Mo.



**27**  
**RYDER HELFRICK**  
So. • 6-1 • 205 • R/R  
C • Discovery Bay, Calif.




**28**  
**CARSON BOLES**  
Sr. • 5-11 • 190 • R/R  
OF • Lebanon, Tenn.



**29**  
**COLE GIBLER**  
Fr. • 6-2 • 205 • L/L  
LHP • Blue Springs, Mo.



**31**  
**DYLAN CARTER**  
R-Sr. • 6-2 • 220 • R/R  
RHP • Bentonville, Ark.




**32**  
**HUNTER DIETZ**  
R-Fr. • 6-6 • 235 • R/L  
LHP • Trinity, Fla.



**33**  
**ZACH ROOT**  
Jr. • 6-2 • 210 • L/L  
LHP • Fort Myers, Fla.




**35**  
**LONDON BEIDELSCHIES**  
Jr. • 6-3 • 230 • L/L  
LHP • Canfield, Ohio



**36**  
**PARKER COIL**  
Jr. • 6-3 • 185 • R/L  
LHP • Edmond, Okla.



**37**  
**LUKE WILLIAMS**  
Fr. • 5-11 • 185 • L/L  
LHP • Owasso, Okla.



**38**  
**COLIN FISHER**  
So. • 6-3 • 225 • L/L  
LHP • Noble, Okla.



**40**  
**BEN BYBEE**  
Jr. • 6-6 • 230 • R/R  
RHP • Overland Park, Kan.




**41**  
**WILL MCENTIRE**  
R-Sr. • 6-4 • 235 • L/R  
RHP • Bryant, Ark.



**42**  
**MICHAEL ANDERSON**  
Jr. • 6-3 • 230 • R/R  
INF • Havertown, Pa.



**44**  
**CARSON WIGGINS**  
Fr. • 6-5 • 215 • R/R  
RHP • Roland, Okla.




**45**  
**LANCE DAVIS**  
Fr. • 6-4 • 200 • R/R  
RHP • Jonesboro, Ark.




**46**  
**CHRISTIAN FOUTCH**  
Jr. • 6-3 • 240 • R/R  
RHP • Littleton, Colo.



**48**  
**COOPER DOSSETT**  
Jr. • 6-0 • 200 • R/R  
RHP • Springdale, Ark.



**49**  
**JACKSON FARRELL**  
Fr. • 6-1 • 215 • R/R  
LHP • Jenks, Okla.



**50**  
**TAG ANDREWS**  
Fr. • 6-0 • 190 • R/R  
RHP • Maumelle, Ark.



**52**  
**TYLER HOLLAND**  
Fr. • 6-1 • 190 • R/R  
INF/RHP • Mission Viejo, Calif.




**57**  
**ROSS FELDER**  
Fr. • 6-2 • 185 • R/R  
RHP • Springdale, Ark.




**2**  
**DAVE VAN HORN**  
Head Coach  
23rd Season




**30**  
**NATE THOMPSON**  
Assistant Coach  
8th Season



**47**  
**MATT HOBBS**  
Assistant Coach  
7th Season



**7**  
**BOBBY WERNES**  
Assistant Coach  
5th Season



**15**  
**HUDSON POLK**  
Student Assistant Coach  
1st Season



**Director of Operations**  
18th Season



No.	Player	Pos.	Yr.	Ht.	Wt.	B/T	Hometown / High School / Previous School
1	Rocco Peppi	INF/OF	R-Sr.	5-10	195	R/R	Huntington Beach, Calif. / Marina HS / Long Beach State / Fresno State
3	Nolan Souza	INF	So.	6-3	215	L/R	Honolulu, Hawai'i / Punahou School
4	Justin Thomas Jr.	OF	Jr.	5-11	195	R/R	Savannah, Ga. / Benedictine Military School / Georgia / Florida SouthWestern State
5	Kendall Diggs	OF	Sr.	6-0	210	L/R	Olathe, Kan. / Saint Thomas Aquinas HS
6	Gabe Fraser	INF	Fr.	6-2	190	L/R	Huntington Beach, Calif. / Orange Lutheran HS
8	Cam Kozeal	INF	So.	5-10	200	L/R	Omaha, Neb. / Millard South HS / Vanderbilt
9	Wehiwa Aloy	INF	Jr.	6-2	200	R/R	Wailuku, Hawai'i / H.P. Baldwin HS / Sacramento State
10	Brent Iredale	INF	Jr.	6-3	200	R/R	Sydney, New South Wales, Australia / The Hill Sports HS / New Mexico JC
12	Elliott Peterson	C	Jr.	6-0	190	R/R	Omaha, Neb. / Creighton Prep / Southeast CC
13	Steele Eaves	RHP	Fr.	6-0	210	R/R	Lonoke, Ark. / Lonoke HS
14	Gage Wood	RHP	Jr.	6-0	205	R/R	Batesville, Ark. / Batesville HS
16	Aiden Jimenez	RHP	R-So.	6-3	215	R/R	Elk Grove, Calif. / Elk Grove HS / Oregon State
17	Zane Becker	C	Fr.	5-11	200	R/R	Flower Mound, Texas / Flower Mound HS
18	Reese Robinett	INF	R-So.	6-3	220	L/R	Kennett, Mo. / Kennett HS
19	Carson Willis	C	Fr.	5-11	195	R/R	Rogers, Ark. / P27 Academy
20	Gabe Gaeckle	RHP	So.	6-0	190	R/R	Aptos, Calif. / Aptos HS
21	Brenton Clark	OF	Fr.	5-11	190	L/R	Texarkana, Texas / Pleasant Grove HS
22	Logan Maxwell	OF	Sr.	5-10	195	L/L	Lima, Ohio / Shawnee HS / TCU
24	Charles Davalan	OF	So.	5-9	190	L/R	Montreal, Quebec, Canada / TNXL Academy / FGCU
25	Kuhio Aloy	INF/OF	So.	6-1	205	R/R	Wailuku, Hawai'i / H.P. Baldwin HS / BYU
26	Tate McGuire	RHP	So.	6-3	215	R/R	Liberty, Mo. / Liberty North HS
27	Ryder Helfrick	C	So.	6-1	205	R/R	Discovery Bay, Calif. / Clayton Valley Charter HS
28	Carson Boles	OF	Sr.	5-11	190	R/R	Lebanon, Tenn. / Lebanon HS / Lincoln Memorial
29	Cole Gibler	LHP	Fr.	6-2	205	L/L	Blue Springs, Mo. / Blue Springs HS
31	Dylan Carter	RHP	R-Sr.	6-2	220	R/R	Bentonville, Ark. / Bentonville West HS / Crowder
32	Hunter Dietz	LHP	R-Fr.	6-6	235	R/L	Trinity, Fla. / Calvary Christian HS
33	Zach Root	LHP	Jr.	6-2	210	L/L	Fort Myers, Fla. / Fort Myers HS / East Carolina
35	Landon Beidelschies	LHP	Jr.	6-3	230	L/L	Canfield, Ohio / Canfield HS / Ohio State
36	Parker Coil	LHP	Jr.	6-3	185	R/L	Edmond, Okla. / Edmond Memorial HS
37	Luke Williams	LHP	Fr.	5-11	185	L/L	Owasso, Okla. / Owasso HS
38	Colin Fisher	LHP	So.	6-3	225	L/L	Noble, Okla. / Noble HS
40	Ben Bybee	RHP	Jr.	6-6	230	R/R	Overland Park, Kan. / Blue Valley Southwest HS
41	Will McEntire	RHP	R-Sr.	6-4	235	L/R	Bryant, Ark. / Bryant HS
42	Michael Anderson	INF	Jr.	6-3	230	R/R	Havertown, Pa. / Monsignor Bonner HS / Rhode Island
44	Carson Wiggins	RHP	Fr.	6-5	215	R/R	Roland, Okla. / Roland HS
45	Lance Davis	RHP	Fr.	6-4	200	R/R	Jonesboro, Ark. / Valley View HS
46	Christian Foutch	RHP	Jr.	6-3	240	R/R	Littleton, Colo. / Chatfield Senior HS
48	Cooper Dossett	RHP	Jr.	6-0	200	R/R	Springdale, Ark. / Har-Ber HS
49	Jackson Farrell	LHP	Fr.	6-1	215	L/L	Jenks, Okla. / Owasso HS
50	Tag Andrews	RHP	Fr.	6-0	190	R/R	Maumelle, Ark. / Maumelle HS
52	Tyler Holland	INF/RHP	Fr.	6-1	190	R/R	Mission Viejo, Calif. / Mission Viejo HS
57	Ross Felder	RHP	Fr.	6-2	185	R/R	Springdale, Ark. / Har-Ber HS

**Coaches & Support Staff**

Head Coach:	2 Dave Van Horn, 23rd Season (Arkansas, 1988)
Assistant Coach:	30 Nate Thompson, 8th Season (Dallas Baptist, 2006)
Assistant Coach:	47 Matt Hobbs, 7th Season (Missouri, 2002)
Assistant Coach:	7 Bobby Wernes, 5th Season (Arkansas, 2016)
Student Assistant Coach:	15 Hudson Polk, 1st Season (Arkansas, 2024)
Director of Operations:	Clay Goodwin, 18th Season (Arkansas, 2005)
Director of Strength & Conditioning:	Hunter Bell, 3rd Season (Arkansas-Monticello, 2018)
Director of Pitching Development:	Zach Barr, 8th Season (Arkansas, 2017)
Director of Baseball Analytics:	DJ Baxendale, 6th Season (Arkansas, 2012)
Athletic Trainer:	Corey Wood, 14th Season (East Carolina, 2008)
Equipment Manager:	Mark Taylor, 34th Season (Ouachita Baptist, 1988)
Strength & Conditioning Assistant:	MJ Munoz, 2nd Season (Aurora, 2022)
Strength & Conditioning Intern:	Alden Arrington
Graduate Manager:	John McElroy (Arkansas, 2023), Matthew Schluterman (Arkansas, 2024)
Student Managers:	Anthony Sanchez, Crew Tidwell, Trip Wright
Bullpen Catchers:	Ryan Cleinmark, Hayden Schnitker
Communications Director:	Oliver Grigg, 5th Season (Tulane, 2017)
Academics Director:	Jonathan Burgess, 4th Season (Central Arkansas, 2015)
Sports Nutritionist:	Ben Tarnowski, 2nd Season (North Dakota, 2021)
Sport Administrator:	Kevin Trainor, 15th Season (Arkansas, 1994)
Administrative Assistant:	Kelly Moore, 22nd Season (Arkansas, 2004)

**Pronunciation Guide**

<b>Kuhio Aloy</b> .....	koo-hee-oh ah-loy
<b>Wehiwa Aloy</b> .....	veh-hee-vuh ah-loy
Landon <b>Beidelschies</b> .....	bi-dull-shees
Charles <b>Davalan</b> .....	dah-vuh-lawn
Hunter <b>Dietz</b> .....	deets
Cooper <b>Dossett</b> .....	dah-sit
Gabe <b>Gaeckle</b> .....	gack-uhl
Brent <b>Iredale</b> .....	eye-err-dale
Cam <b>Kozeal</b> .....	koe-zhul
Nolan <b>Souza</b> .....	sue-zuh
Bobby <b>Wernes</b> .....	wer-niss



## THE STARTERS

**#27 RYDER HELFRICK** C SO. **.235/.413/.500**

Has played in 13 games with 12 starts at catcher ... Slashing .235/.413/.500 with two home runs and eight RBI ... As a true freshman in 2024, played in 31 games with 26 starts (15 at catcher, 11 as designated hitter) as a true freshman ... Slashed .179/.320/.321 with three home runs and eight RBI on the year ... Scored 18 runs ... Totaled 15 hits, including three doubles ... Drew 14 walks and was hit by four pitches ... Season-long seven-game hitting streak and 12-game reached base streak ... Defensively, posted a .994 fielding percentage with one error in 167 total chances ... Threw out 5-of-11 base stealers (45.5%) ... In SEC play, slashed .250/.318/.450 with two homers and four RBI in 14 games with 12 starts.

**#1 ROCCO PEPPI** 1B R-SR. **.174/.375/.261**

Has played in nine games with eight starts (seven at first base, one in right field) ... Fresno State transfer ... As a redshirt junior at Fresno State in 2024, played in 56 games with 53 starts ... Slashed .327/.392/.602 with a team-leading 14 homers and 56 RBI ... Totaled 69 hits, including 16 doubles ... Hit by a team-leading 20 pitches ... Recorded a team-high seven sacrifice flies ... 6-of-9 on stolen base attempts ... Defensively, posted a perfect 1.000 fielding percentage in 61 total chances with four outfield assists ... In league play, slashed .304/.388/.626 with a team-leading 10 homers and 29 RBI in 29 games.

**#3 NOLAN SOUZA** 2B SO. **.176/.282/.382**

Has played in 12 games with 10 starts (all at second base) ... As a true freshman in 2024, earned Freshman All-SEC honors ... Played in 40 games with 31 starts (17 as designated hitter, eight at second base, six at third base) as a true freshman ... Slashed .255/.366/.509 with seven homers and 28 RBI ... Scored 21 runs on the year ... Totaled 28 hits, including seven doubles ... Drew 18 walks ... 2-for-2 on stolen base attempts ... Recorded seven multi-hit games, including three three-hit games, and nine multi-RBI games ... Had a season-long six-game hitting streak and 11-game reached base streak ... Defensively, posted a perfect 1.000 fielding percentage in 25 total chances.

**#10 BRENT IREDALE** 3B JR. **.419/.565/.884**

Has started all 14 games at third base ... Slashing .419/.565/.884 with five home runs and 22 RBI ... Team leader in walks (13) ... Only one of four Razorbacks since 2003 (Dave Van Horn's first season as head coach) to drive in nine or more runs on Opening Weekend ... Two multi-homer games: Washington State (Feb. 15) and Portland (March 7) ... Spent two seasons at New Mexico JC (2023-24) ... As a sophomore in 2024, was an NJCAA All-American ... First back-to-back Western Junior College Athletic Conference MVP in the conference's history after slashing a team-leading .441/.576/1.000 with a team-high 25 home runs and 78 RBI in 58 games ... Tallied a team-leading 83 hits, including 22 doubles and four triples ... Native of Sydney, Australia ... First native-born Australian student-athlete in Arkansas baseball history.

**#9 WEHIWA ALOY** SS JR. **.415/.530/.811**

Has started all 14 games at shortstop ... Slashing .415/.530/.811 with five home runs and 13 RBI ... Homered in the same inning as his younger brother, Kuhio, vs. Kansas State (Feb. 22) in the Amegy Bank College Baseball Series at Globe Life Field in Arlington, Texas ... Named SEC Player of the Week (Feb. 24) for first time in his career after powering the Razorback offense through its trip to Globe Life Field ... Two home runs, first multi-homer game of his career, against Portland (March 7) ... All-SEC honoree as a sophomore in 2024 ... Started all 60 games at shortstop, the only Hog to start every game during the campaign ... Slashed .270/.355/.485 with a team-leading 14 homers and a team-high 56 RBI ... Scored a team-leading 45 runs on the year ... Totaled 64 base hits, including nine doubles ... Recorded 15 multi-hit games and finished tied for the team lead in multi-RBI games with 11 ... Logged a season-long hitting streak of 14 games and a team-leading 31-game reached base streak ... Team leader in stolen bases (7-for-7) ... In SEC play, slashed .258/.341/.492 with a team-leading eight homers and 21 RBI in 30 games.

**#4 JUSTIN THOMAS JR.** LF JR. **.281/.489/.438**

Has played in 13 games with 12 starts (eight in center field, four in left field) ... Slashing .281/.489/.438 with a home run, three RBI and 11 walks ... Four multi-walk games on the season, including one three-walk game against Washington State (Feb. 17) ... Tied for team lead in stolen bases (2) ... Spent one season at Florida SouthWestern State (2024) ... As a sophomore in 2024, slashed .393/.514/.699 with 14 homers and 49 RBI in 58 games ... Team-leading 86 runs ... Had 86 hits, including 21 doubles and two triples ... Drew 44 walks ... 35-of-42 (83.3%) on stolen base attempts ... Began career at Georgia (2023).

**#24 CHARLES DAVALAN** CF SO. **.280/.429/.440**

Has played in 14 games with 13 starts (seven in left field, six in center field) ... Slashing .280/.429/.440 with two doubles, two homers and 13 RBI ... Hit his first homer of the season in the series opener against Charlotte (Feb. 28) ... FGCU transfer ... Native of Montreal, Quebec, Canada ... As a true freshman at FGCU in 2024, slashed .288/.413/.514 with 10 home runs and 37 RBI in 56 games ... Scored a team-leading 66 runs on the year ... Totaled 64 hits, including 16 doubles and two triples ... Drew 28 walks and was hit by 20 pitches ... 13-for-18 on stolen base attempts ... Had a team-leading five sacrifice hits.

**#5 KENDALL DIGGS** RF SR. **.259/.375/.519**

Has played in 10 games with nine starts (all in right field) ... As a junior in 2024, one of the Hogs' three team captains ... Played in 55 games with 54 starts (53 in right field, one as designated hitter) ... Slashed .229/.346/.395 with seven homers and 34 RBI through an injury-plagued year ... Scored 35 runs ... Totaled 47 hits, including 11 doubles and one triple ... Finished fourth on the Hogs in RBI (34) and fifth in runs scored (35) ... Drew 34 walks, good for third most on the team ... As a sophomore in 2023, earned All-SEC honors at designated hitter/utility after slashing .299/.436/.547 with 12 home runs and a team-high 63 RBI in 58 games ... Finished as the team leader in RBI (63) ... Scored 51 runs, tied for second most on the Hogs ... Racked up the team's second-most hits (60), including 12 doubles and 1 triple.

**#22 LOGAN MAXWELL** DH SR. **.351/.457/.514**

Has played in 10 games with 10 starts (four as designated hitter, four in right field, two in left field) ... Slashing .351/.457/.514 with two home runs and seven RBI ... Connected on his first homer of the season in the series opener against Charlotte (Feb. 28) ... Hit his second homer in as many days in the series-clinching win against Charlotte (March 1) ... Walk-off RBI single in the series finale against Charlotte (March 2) ... TCU transfer ... As a junior in 2024, earned All-Big 12 honors ... Started all 46 games played in (23 in left field, 23 as designated hitter) ... Slashed .335/.447/.482 with three homers and 35 RBI ... Scored 30 runs on the year ... Tallied 57 hits, including a team-leading 12 doubles and two triples ... Drew 30 walks ... 10-for-12 on stolen base attempts ... Racked up 14 multi-hit games and five multi-RBI performances ... Defensively, posted a perfect 1.000 fielding percentage in 33 total chances ... In Big 12 play, slashed .327/.443/.515 with six doubles, two triples, three home runs and 17 RBI.

## THE BENCH

**#6 GABE FRASER** INF FR.

Has played in five games with two starts at second base ... Made his first career start at second base vs. #22 TCU (Feb. 22) in the Amegy Bank College Baseball Series at Globe Life Field in Arlington, Texas ... Recorded his first career hit on a bunt single against Charlotte (March 2) ... Attended Orange Lutheran High School in Orange, Calif. ... Ranked by Perfect Game as the No. 144 overall prospect and the No. 37 shortstop in the class of 2024 ... No. 19 overall prospect and No. 3 shortstop in California by Perfect Game ... Father, Joe, played for legendary head coach Augie Garrido at Cal State Fullerton and was a member of the national championship-winning 1995 Titans squad, the first No. 1 seed to win the College World Series, before being selected by the Minnesota Twins in the 27th round of the 1995 MLB Draft.

**#8 CAM KOZEAL** INF SO.

Has played in 10 games with eight starts (six at first base, two at second base) ... Slashing .306/.306/.472 with three doubles, a home run and five RBI ... Vanderbilt transfer ... Played in 43 games with 35 starts as a true freshman in 2024 ... Slashed .284/.349/.439 with five homers and 28 RBI ... Totaled 42 hits, including eight doubles ... In SEC play, slashed .261/.307/.449 with three homers and 11 RBI in 19 games ... Prior to Vanderbilt, Attended Millard South High School in Omaha, Neb. ... 2023 Nebraska Gatorade Player of the Year.

**#17 ZANE BECKER** C FR.

Has played in six games with two starts at catcher ... Made his first collegiate start against Washington State (Feb. 15), collecting a pair of doubles and driving in a run ... Attended Flower Mound High School in Flower Mound, Texas ... Ranked by Perfect Game as the No. 386 overall prospect and the No. 41 catcher in the class of 2024 ... No. 34 overall prospect and No. 4 catcher in Texas by Perfect Game.

**#18 REESE ROBINETT** INF R-SO.

Has played in six games ... Drew a walk against Washington State (Feb. 17) ... Redshirted in 2024 ... As a true freshman in 2023, played in 14 games with five starts (three at first base, two at third base) ... Slashed .240/.269/.480 (6-for-25) with two homers and seven RBI ... Made his SEC debut as a pinch hitter at #1 LSU (March 24, 2023) and hit a three-run homer.

**#25 KUHIO ALOY** INF/OF SO.

Younger brother of INF Wehiwa Aloy ... Has played in 11 games with 10 starts (all as designated hitter) ... Slashing a team-leading .550/.625/1.150 with a team-leading six doubles, six home runs and 29 RBI ... In his Razorback debut against Washington State (Feb. 14), went 2-for-3 with a double, home run and three RBI ... Homered in the same inning as his brother, Wehiwa, vs. Kansas State (Feb. 21) in the Amegy Bank College Baseball Series at Globe Life Field in Arlington, Texas ... Hit a pinch-hit two-run double vs. #22 TCU (Feb. 22) in the Amegy Bank College Baseball Series at Globe Life Field in Arlington, Texas ... Career-high four hits against Grambling (Feb. 25) ... Career-high six RBI against ULM (March 4) ... Totaled 10 RBI in double midweek series against ULM (March 4-5) ... BYU transfer ... As a true freshman in 2024, earned Big 12 All-Freshman honors after slashing .269/.329/.447 with eight homers and 38 RBI in 52 games.

**#28 CARSON BOLES** OF SR.

Has played in six games with two starts in right field ... 4-for-7 with two doubles, two RBI and four walks ... Spent three seasons at Lincoln Memorial (2022-24) ... Named a unanimous first-team Division II All-American as a junior in 2024 after slashing .475/.572/.863 with 15 homers and 68 RBI ... Tallied a team-leading 87 hits, including 24 doubles and one triple ... Third in Division II in batting average (.475) and doubles (24).

**#42 MICHAEL ANDERSON** INF JR.

Has played in one game with one start at first base ... Rhode Island transfer ... As a sophomore in 2024, was a team captain and played in 47 games with 45 starts ... Slashed .252/.411/.574 with 13 home runs, second most on the team, and a team-leading 41 RBI ... In 2023, earned Freshman All-America honors from Collegiate Baseball after starting all 52 games and slashing .316/.396/.555 with 10 homers and 43 RBI.



ON THE MOUND

SATURDAY



#33 LHP ZACH ROOT

JR.

1-0, 2.93 ERA, 15.1 IP, 5 BB, 26 SO

Last Start: March 1, vs. Charlotte, 5.1 IP, 5 H, 3 R, 3 ER, 2 BB, 8 SO

Three starts on the mound this season ... Team leader in strikeouts (26) ... Made his Razorback debut on the mound in the second game of the Opening Day doubleheader against Washington State (Feb. 14), striking out eight over five innings of one-run ball to earn the win ... Matched his career high in strikeouts with a masterful outing vs. #22 TCU (Feb. 22) in the Amegy Bank College Baseball Series at Globe Life Field in Arlington, Texas, punching out a career high-tying 10 while allowing only two hits over five innings of one-run ball in his second start of the season ... Worked a season-long 5.1 innings in a start against Charlotte (March 1), allowing three runs while racking up eight strikeouts ... ECU transfer ... Made 13 appearances with 12 starts on the mound during his sophomore campaign in 2024 ... Posted a 6-2 record with a 3.56 ERA and 76 strikeouts in 68.1 innings ... Issued only 21 walks all year ... Limited opposing hitters to a .228 batting average ... Logged four quality starts on the year ... Earned a spot on the midseason watch list for the Golden Spikes Award ... One of his best starts came against #15 North Carolina (Feb. 24, 2024), throwing a season-best seven scoreless innings and striking out with seven ... Named the AAC Pitcher of the Week on Feb. 26 as a result of his performance against the Tar Heels ... Turned in another quality start against Cal State Fullerton (March 2, 2024), surrendering just one run over seven innings while striking out a career-high 10 batters against one walk ... As a true freshman in 2023, landed on the AAC All-Freshman Team after appearing in 20 games with 13 starts on the mound ... Went 3-3 record with a 5.33 ERA and 54 strikeouts in 53.2 innings ... Issued only 27 walks all year ... Limited opposing hitters to a .254 batting average.

PITCHER BREAKDOWN

	W-L-S	ERA	IP	H	R	ER	BB	SO
Starters	6-0-0	3.73	62.2	46	27	26	21	82
Relievers	7-1-5	2.75	52.1	50	19	16	13	54


THE HOG PEN

Pitcher	Last App.	IP	H	R	ER	BB	SO	HR	---- Season Totals ----			
									RI/S	RI/S	SV	Ret./1BF (BB)
Landon Beidelschies	TCU (2/22)	2.2	1	0	0	1	0	0	0/0	0/0	0	1/1 (0)
Ben Bybee	WSU (2/17)	1.0	2	1	1	0	0	0	0/0	0/0	0	0/1 (0)
Dylan Carter	ULM (3/4)	2.0	1	0	0	1	2	0	0/0	1/1	0	1/4 (0)
Parker Coil	CLT (3/2)	1.2	0	0	0	0	4	0	1/0	4/1	0	5/6 (0)
Steele Eaves	PORT (3/7)	1.2	4	1	1	0	1	0	0/0	0/0	0	0/2 (0)
Colin Fisher	CLT (2/28)	2.0	3	1	1	0	3	1	0/0	0/0	0	3/3 (0)
Christian Foutch	CLT (3/2)	0.0	2	2	2	0	0	0	0/0	0/0	2	2/4 (0)
Cole Gibler	ULM (3/4)	1.0	2	1	1	0	3	0	0/0	0/0	0	3/3 (0)
Aiden Jimenez	ULM (3/4)	1.0	2	0	0	0	1	0	0/0	1/1	0	2/4 (0)
Will McEntire	ULM (3/5)	1.0	0	0	0	0	2	0	0/0	2/1	0	3/5 (0)
Tate McGuire	ULM (3/5)	2.0	0	0	0	0	2	0	0/0	4/1	1	4/5 (0)
Carson Wiggins	CLT (3/1)	1.0	0	0	0	0	2	0	0/0	0/0	2	3/4 (0)
<b>TEAM TOTALS</b>									<b>12/5</b>	<b>5</b>		<b>27/42 (0)</b>

**Bullpen Notes:** RHP Carson Wiggins (team-leading 2 saves) recorded Arkansas' first save of the year against Washington State (Feb. 15), tossing a scoreless inning with one strikeout and collecting his first career save in the process ... RHP Christian Foutch (team-leading 2 saves) secured Arkansas' second save and first multi-inning save of the season vs. #22 TCU (Feb. 22) in the Amegy Bank College Baseball Series at Globe Life Field in Arlington, Texas ... RHP Tate McGuire (1 save) recorded a one-out save vs. Michigan (Feb. 23) in the Amegy Bank College Baseball Series at Globe Life Field in Arlington, Texas, notching Arkansas' third save of the season as well as his first career save in the process ... Foutch locked down Arkansas' fourth save of the year in the series opener against Charlotte (Feb. 28), tossing a scoreless frame with a strikeout ... Wiggins earned his second save and Arkansas' first of the year in the series-clinching win against Charlotte (March 1), spinning a perfect 1-2-3 inning with a pair of strikeouts.



Christian Foutch, named to the preseason watch list for the NCBWA Stopper of the Year Award, posted a 1-0 record with a 0.81 ERA, 20 strikeouts and one save over 22.1 innings in 2024.



Will McEntire made a team-high 30 appearances in 2024, going 5-0, 4.83 ERA and 65 strikeouts in 54.0 innings. He logged four saves, including two of the multi-inning variety.



Parker Coil made 16 relief appearances on the mound during his sophomore campaign in 2024, recording a 7.23 ERA with 23 strikeouts over 18.2 innings of work on the year.



## RECORD RUNDOWN

Overall	13-1
vs. top-5 teams	0-0
vs. top-10 teams	0-0
vs. top-25 teams	1-0
vs. unranked teams	12-1
At home	11-0
On the road	0-0
At neutral sites	2-1
In day games	12-0
In night games	1-1
In extra innings	1-0
In white uniforms	5-1
In cardinal uniforms	4-0
In cream uniforms	1-0
In grey uniforms	1-0
In pinstripe uniforms	2-0
vs. teams over .500	4-0
vs. teams .500 or worse	9-1
vs. right-handed starter	9-0
vs. left-handed starter	4-1
vs. both-handed starter	0-0
When starter receives decision	7-0
When reliever receives decision	6-1
When starter goes 5+ innings	10-1
When starter goes less than 5 innings	3-0
When scoring first	7-0
When scoring in 1st inning	6-0
When opponent scores first	6-1
When leading after 6 innings	11-0
When trailing after 6 innings	1-0
When tied after 6 innings	1-1
When leading after 7 innings	6-0
When trailing after 7 innings	0-1
When tied after 7 innings	1-0
When leading after 8 innings	6-0
When trailing after 8 innings	0-1
When tied after 8 innings	1-0
In one-run games	4-1
In two-run games	1-0
In five-run or more games	6-0
In run-rule games	6-0
Weekend series W-L-T	2-0-0
Weekend series sweeps/times swept	2/0
When scoring 10+ runs	7-0
Shutouts/times shut out	0/0
When opponent scores 5 runs or less	11-1
When opponent scores 6 runs or more	2-0
When collecting 0-3 hits	1-0
When collecting 4-6 hits	1-0
When collecting 7-9 hits	2-1
When collecting 10-12 hits	5-0
When collecting 13+ hits	4-0
When out-hitting opponent	9-0
When out-hit by opponent	3-1
When hits are equal	1-0
When hitting a home run	10-1
When opponent hits a home run	6-0
When errorless	10-1
When committing one error	0-0
When committing 2 errors	3-0
When committing 3+ errors	0-0
When opponent is errorless	4-1
vs. SEC opponents (all games)	0-0
vs. non-conference opponents (all games)	13-1
In midweek games	3-0
In rubber games	0-0
Game 1 of weekend series	3-0
Game 2 of weekend series	2-0
Game 3 of weekend series	2-0
Game 4 of weekend series	1-0
In February	8-1
In March	5-0
In April	0-0
In May	0-0
In June	0-0

## MULTI-HIT GAMES

Name	2	3	4	5+	Total
Kuhio Aloy	6	1	1	-	8
Wehiwa Aloy	3	2	1	-	6
Brent Iredale	3	2	-	-	5
Logan Maxwell	3	1	-	-	4
Charles Davalan	3	-	-	-	3
Cam Kozeal	3	-	-	-	3
Nolan Souza	1	-	-	-	1
Justin Thomas Jr.	1	-	-	-	1
Carson Boles	1	-	-	-	1
Zane Becker	1	-	-	-	1
Rocco Peppi	1	-	-	-	1
<b>TEAM</b>	<b>26</b>	<b>6</b>	<b>2</b>	<b>-</b>	<b>34</b>

## CAREER MULTI-HIT GAMES

Name	'22	'23	'24	'25	Total
Rocco Peppi	23	17	17	1	58
Wehiwa Aloy	-	30	15	6	51
Michael Anderson	-	18	9	-	28
Kendall Diggs	2	14	12	-	28
Logan Maxwell	3	6	14	4	27
Kuhio Aloy	-	-	12	8	20
Charles Davalan	-	-	17	3	20
Cam Kozeal	-	-	12	3	15
Nolan Souza	-	-	7	1	8
Brent Iredale	-	-	-	5	5
Zane Becker	-	-	-	1	1
Carson Boles	-	-	-	1	1
Reese Robinett	-	1	-	-	1
Justin Thomas Jr.	-	-	-	1	1

## MULTI-RBI GAMES

Name	2	3	4	5+	Total
Kuhio Aloy	2	4	1	1	8
9 Wehiwa Aloy	4	-	1	-	5
10 Brent Iredale	2	1	1	1	5
24 Charles Davalan	3	1	1	-	5
22 Logan Maxwell	2	-	-	-	2
1 Rocco Peppi	1	-	1	-	2
27 Ryder Helfrick	-	2	-	-	2
8 Cam Kozeal	1	-	-	-	1
3 Nolan Souza	-	1	-	-	1
5 Kendall Diggs	1	-	-	-	1
28 Carson Boles	1	-	-	-	1
<b>TEAM</b>	<b>17</b>	<b>9</b>	<b>5</b>	<b>2</b>	<b>33</b>

## HITTING STREAKS

Name	Longest	Current
Kuhio Aloy	11	11
Wehiwa Aloy	8	8
Logan Maxwell	6	6
Cam Kozeal	5	-
Brent Iredale	5	1
Kendall Diggs	5	2
Charles Davalan	5	2
Nolan Souza	4	4
Carson Boles	3	3
Ryder Helfrick	3	-
Justin Thomas Jr.	3	1
Zane Becker	2	1
Rocco Peppi	2	-
Gabe Fraser	1	-

## REACHED BASE STREAKS

Name	Longest	Current
Wehiwa Aloy	14	14
Brent Iredale	14	14
Kuhio Aloy	11	11
Logan Maxwell	10	10
Kendall Diggs	8	8
Charles Davalan	8	8
Justin Thomas Jr.	7	7
Ryder Helfrick	6	6
Cam Kozeal	5	-
Carson Boles	5	5
Nolan Souza	4	4
Zane Becker	2	1
Rocco Peppi	2	1
Gabe Fraser	1	-
Reese Robinett	1	-

## CAREER HOME RUNS

Name	Solo	2R	3R	GS	Total
Wehiwa Aloy	18	8	4	3	33
Rocco Peppi	13	8	2	2	25
Michael Anderson	13	6	2	2	23
Kendall Diggs	10	4	7	2	23
Kuhio Aloy	6	3	3	2	14
Charles Davalan	8	2	1	1	12
Nolan Souza	5	1	2	1	9
Logan Maxwell	3	4	-	-	7
Cam Kozeal	4	1	1	-	6
Ryder Helfrick	5	-	-	-	5
Brent Iredale	2	1	2	-	5
Reese Robinett	1	-	1	-	2
Justin Thomas Jr.	2	-	-	-	2

## HOME RUN BREAKDOWN

Total	27
at Baum-Walker Stadium	24
on the Road	0
Neutral Site	3
vs. RHP	22
vs. LHP	5
w/ 0 Outs	9
w/ 1 Out	9
w/ 2 Outs	9
Solo	19
Two-Run	7
Three-Run	5
Grand Slam	2
Leadoff	6
Back-To-Back	2
Walk-Off (Run Rule)	3 (3)
Pinch-Hit	0
Before 7th Inning	22
7th Inning and Beyond	5
Current Streak of Consecutive Games with HR	3
Longest Streak of Consecutive Games with HR	4
Opponent HR Total	8
Last HR Given Up	2R
Current Streak of No HR Allowed	1
Longest Stretch without HR Allowed	5

## COMEBACKS

defined as any win when trailing after an inning

Date / Opponent	Score (Inn.)	Final
Feb. 22 / #22 TCU	0-1 (6)	W, 2-1
Feb. 28 / Charlotte	1-5 (3)	W, 11-10

## BLOWN LEADS

defined as any loss when leading after an inning

Date / Opponent	Score (Inn.)	Final
-----------------	--------------	-------

**TEAM GAME HIGHS**

**Team Batting**

At bats:	36	vs. Charlotte (Feb. 28)
Runs scored:	20	vs. Portland (March 7)
Hits:	15	vs. ULM (March 4)
RBI:	19	vs. Portland (March 7)
Doubles:	6	vs. Washington State (Feb. 14)
Triples:	1	vs. Washington State (Feb. 14)
	1	vs. Portland (March 7)
Home runs:	5	vs. Portland (March 7)
Total bases:	32	vs. Portland (March 7)
Walks:	13	vs. ULM (March 5)
Strikeouts:	11	vs. Kansas State (Feb. 21 in Arlington, Texas)
Sac hits:	1	vs. #22 TCU (Feb. 22 in Arlington, Texas)
	1	vs. Charlotte (March 1)
	1	vs. Charlotte (March 2)
Sac flies:	2	vs. Washington State (Feb. 14)
	2	vs. Grambling (Feb. 25)
Stolen bases:	3	vs. Washington State (Feb. 14)
Hit by pitch:	3	vs. Washington State (Feb. 14)
	3	vs. Grambling (Feb. 25)
	3	vs. Portland (March 7)
Caught stealing:	2	vs. Charlotte (March 2)
Runners LOB:	12	vs. Grambling (Feb. 25)
Hit into DP:	2	vs. ULM (March 5)

**Fielding**

Putouts:	30	vs. Washington State (Feb. 14)
Assists:	14	vs. Kansas State (Feb. 21 in Arlington, Texas)
Errors:	2	vs. Washington State (Feb. 14)
	2	vs. #22 TCU (Feb. 22 in Arlington, Texas)
	2	vs. Michigan (Feb. 23 in Arlington, Texas)
Passed balls:	1	vs. Michigan (Feb. 23 in Arlington, Texas)
	1	vs. Charlotte (Feb. 28)
DPs turned:	2	(5 times)

**Pitching**

Innings pitched:	10.0	vs. Washington State (Feb. 14)
Runs allowed:	10	vs. Charlotte (Feb. 28)
Earned runs:	10	vs. Charlotte (Feb. 28)
Walks allowed:	5	vs. #22 TCU (Feb. 22 in Arlington, Texas)
	5	vs. Michigan (Feb. 23 in Arlington, Texas)
Strikeouts:	15	vs. Charlotte (March 1)
Hits allowed:	15	vs. Charlotte (Feb. 28)
Doubles allowed:	5	vs. Charlotte (Feb. 28)
Triples allowed:	1	vs. Washington State (Feb. 15)
	1	vs. Charlotte (Feb. 28)
	1	vs. Portland (March 7)
Homers allowed:	2	vs. Michigan (Feb. 23 in Arlington, Texas)
	2	vs. Charlotte (Feb. 28)
Wild pitches:	3	vs. Michigan (Feb. 23 in Arlington, Texas)
	3	vs. Charlotte (Feb. 28)
Hit batters:	3	vs. Charlotte (Feb. 28)

**INDIVIDUAL GAME HIGHS**

**Individual Batting**

At bats:	5	(11 times)
Runs scored:	5	Wehiwa Aloy vs. Portland (March 7)
Hits:	4	Wehiwa Aloy vs. Michigan (Feb. 23 in Arlington, Texas)
	4	Kuhio Aloy vs. Grambling (Feb. 25)
RBI:	8	Brent Iredale vs. Portland (March 7)
Doubles:	2	Cam Kozeal vs. Washington State (Feb. 14)
	2	Zane Becker vs. Washington State (Feb. 15)
	2	Wehiwa Aloy vs. ULM (March 5)
Triples:	1	Ryder Helfrick vs. Washington State (Feb. 14)
	1	Kendall Diggs vs. Portland (March 7)
Home runs:	2	Brent Iredale vs. Washington State (Feb. 15)
	2	Wehiwa Aloy vs. Portland (March 7)
	2	Brent Iredale vs. Portland (March 7)
Total bases:	10	Brent Iredale vs. Portland (March 7)
Walks:	3	Justin Thomas Jr. vs. Washington State (Feb. 17)
	3	Brent Iredale vs. Grambling (Feb. 25)
Strikeouts:	3	(4 times)
Sac hits:	1	Cam Kozeal vs. #22 TCU (Feb. 22 in Arlington, Texas)
	1	Ryder Helfrick vs. Charlotte (March 1)
	1	Justin Thomas Jr. vs. Charlotte (March 2)
Sac flies:	1	(6 times)
Stolen bases:	1	(10 times)
Hit by pitch:	2	Wehiwa Aloy vs. Washington State (Feb. 14)
Caught stealing:	1	(6 times)
Runners LOB:	5	Charles Davalan vs. Grambling (Feb. 25)

**Fielding**

Putouts:	15	Ryder Helfrick vs. Charlotte (March 1)
Assists:	5	Wehiwa Aloy vs. Washington State (Feb. 14)
	5	Wehiwa Aloy vs. Kansas State (Feb. 21 in Arlington, Texas)
	5	Brent Iredale vs. Charlotte (Feb. 28)
Errors:	2	Wehiwa Aloy vs. Michigan (Feb. 23 in Arlington, Texas)
Passed balls:	1	Zane Becker vs. Michigan (Feb. 23 in Arlington, Texas)
	1	Ryder Helfrick vs. Charlotte (Feb. 28)

**Pitching**

Innings pitched:	6.1	Landon Beidelschies vs. Charlotte (March 2)
Runs allowed:	9	Gabe Gaeckle vs. Charlotte (Feb. 28)
Earned runs:	9	Gabe Gaeckle vs. Charlotte (Feb. 28)
Walks allowed:	4	Gabe Gaeckle vs. Kansas State (Feb. 21 in Arlington, Texas)
Strikeouts:	10	Zach Root vs. #22 TCU (Feb. 22 in Arlington, Texas)
Hits allowed:	10	Gabe Gaeckle vs. Charlotte (Feb. 28)
Doubles allowed:	3	Gabe Gaeckle vs. Charlotte (Feb. 28)
	3	Zach Root vs. Charlotte (March 1)
Triples allowed:	1	Gage Wood vs. Washington State (Feb. 15)
	1	Gabe Gaeckle vs. Charlotte (Feb. 28)
	1	Gabe Gaeckle vs. Portland (March 7)
Homers allowed:	2	Will McEntire vs. Michigan (Feb. 23 in Arlington, Texas)
Wild pitches:	2	Carson Wiggins vs. Michigan (Feb. 23 in Arlington, Texas)
	2	Gabe Gaeckle vs. Charlotte (Feb. 28)
	2	Dylan Carter vs. ULM (March 4)
Hit batters:	2	Christian Foutch vs. Charlotte (Feb. 28)



**Zach Root** matched his career high with 10 strikeouts vs. #22 TCU (Feb. 22) in the Amegy College Baseball Series at Globe Life Field in Arlington, Texas.



THE LAST TIME AN ARKANSAS PLAYER...

Table listing various baseball statistics and the last time an Arkansas player achieved them, including categories like hits in a game, home runs, strikeouts, and errors.





THE LAST TIME AN ARKANSAS TEAM...

Scored 10 runs	.....	at #8 Kentucky, May 3, 2024
Scored 11 runs	.....	vs. Charlotte, Feb. 28, 2025
Scored 12 runs	.....	vs. Washington State, Feb. 17, 2025
Scored 13 runs	.....	vs. Arkansas State, April 2, 2024
Scored 14 runs	.....	vs. ULM, March 4, 2025
Scored 15 runs	.....	vs. ULM, March 5, 2025
Scored 16 runs	.....	vs. Omaha, March 28, 2023
Scored 17 runs	.....	vs. SEMO (NCAA Regional), May 31, 2024
Scored 18 runs	.....	vs. McNeese, March 10, 2024
Scored 19 runs	.....	vs. Northwestern State, April 23, 2019
Scored 20 runs	.....	vs. Portland, March 7, 2025
Scored 21 runs	.....	vs. Grambling, Feb. 27, 2024
Scored 22 runs	.....	vs. Louisiana Tech, Feb. 14, 2004
Scored 23 runs	.....	Never
Scored 24 runs	.....	Missouri Southern, Feb. 11, 1998
Scored 25 runs	.....	Missouri Southern, Feb. 4, 2001
Scored 26 runs	.....	vs. UA Pine Bluff, April 14, 2021
Scored 27 runs	.....	Never
Scored 28 runs	.....	vs. Wisconsin-Milwaukee (DH-2), Feb. 18, 2007
Scored 29 runs	.....	vs. Morningside, April 6, 1968
Scored 30 runs	.....	at South Carolina, March 30, 1997
Scored 31 runs	.....	Never
Scored 32 runs	.....	vs. Bucknell, Feb. 17, 2018
Scored 33 runs	.....	vs. Southwest Baptist, March 21, 1984
Had 10 hits	.....	vs. Charlotte, March 1, 2025
Had 11 hits	.....	vs. Charlotte, Feb. 28, 2025
Had 12 hits	.....	vs. Florida (DH-2), April 27, 2024
Had 13 hits	.....	vs. Portland, March 7, 2025
Had 14 hits	.....	vs. Grambling, Feb. 25, 2025
Had 15 hits	.....	vs. ULM, March 4, 2025
Had 16 hits	.....	vs. SEMO (NCAA Regional), May 31, 2024
Had 17 hits	.....	vs. #16 NC State (NCAA Super Regional), June 11, 2021
Had 18 hits	.....	vs. South Alabama, March 7, 2020
Had 19 hits	.....	vs. UCA, April 5, 2022
Had 20 hits	.....	vs. Grambling, Feb. 27, 2024
Had 21 hits	.....	vs. #2 Stanford (College World Series), June 18, 2022
Had 22 hits	.....	at #6 Vanderbilt, April 14, 2019
Had 23 hits	.....	Centenary, March 31, 1999
Had 24 hits	.....	Georgia, March 17, 2001
Had 25 hits	.....	at Centenary, March 23, 2005
Had 26-29 hits	.....	28 at South Carolina, March 30, 1997
Had 30 hits	.....	vs. Saint Louis, April 7, 2010
Had 31+ hits	.....	32 vs. Southwest Baptist, March 21, 1984
Hit four home runs in a game	.....	4 - Charles Davalan (1), Kendall Diggs (1), Kuhio Aloy (1), Nolan Souza (1) vs. ULM, March 5, 2025
Hit five home runs in a game	.....	5 - Wehiwa Aloy (2), Brent Iredale (2), Nolan Souza (1) vs. Portland, March 7, 2025
Hit six home runs in a game	.....	6 - Ben McLaughlin (2), Hudson White (2), Wehiwa Aloy (1), Kendall Diggs (1) vs. SEMO (NCAA Regional), May 31, 2024
Hit seven home runs in a game	.....	7 - Robert Moore (2), Jalen Battles (1), Chris Lanzilli (1), Brady Slavens (1), Michael Turner (1), Cayden Wallace (1) vs. UCA, April 5, 2022
Hit eight or more home runs in a game	.....	8 - Matt Goodheart (2), Brady Slavens (2), Cullen Smith (2), Charlie Welch (2) vs. UAPB, April 14, 2021
Hit two grand slams in a game	.....	vs. Grambling, Feb. 27, 2024
Hit a grand slam in two consecutive games	.....	vs. UIC, March 12-13, vs. Grambling, March 15, 2022
Hit a grand slam in three consecutive games	.....	vs. ULM, March 4-5, 2025
Had two brothers hit home runs in the same game	.....	Wehiwa Aloy (6th inn.) & Kuhio Aloy (6th inn.) vs. Kansas State, Feb. 21, 2025
3 errors in a game	.....	vs. #2 Kentucky (SEC Tournament), May 23, 2024
4 errors in a game	.....	vs. Michigan, Feb. 25, 2024
5 errors in a game	.....	vs. South Carolina (SEC Tournament), May 23, 2018
6 errors in a game	.....	vs. Eastern Illinois, March 5, 2016
7 errors in a game	.....	vs. LA Tech, March 20, 2001
Overcame a seven-run deficit to win	.....	vs. Texas Tech, April 16, 2024
Overcame an eight-run deficit to win	.....	vs. Charlotte, Feb. 28, 2025
Overcame a nine-run deficit to win	.....	at Louisiana Tech, March 1, 2017
Three consecutive run-rule wins	.....	vs. ULM & Portland, March 4-7, 2025
Shut out an opponent at home	.....	vs. Arkansas State, April 2, 2024
Shut out an opponent on the road	.....	at #23 Auburn, March 21, 2024
Shut out an SEC opponent at home	.....	vs. Missouri, March 16, 2024
Shut out an SEC opponent on the road	.....	at #23 Auburn, March 21, 2024
Shut out by an SEC opponent at home	.....	vs. #24 Vanderbilt, May 15, 2022
Shut out by an SEC opponent on the road	.....	at #5 Texas A&M, May 16, 2024
Threw consecutive seven-inning shutouts	.....	vs. UAPB (15-0, 6-0), April 12, 2022
Threw consecutive nine-inning shutouts	.....	vs. Missouri (8-0, 6-0), March 15-16, 2024
Threw consecutive seven-inning shutouts against an SEC opponent	.....	vs. South Carolina (2-0, 3-0) April 14, 2018
Threw back-to-back nine-inning shutouts against an SEC opponent	.....	vs. Missouri (8-0, 6-0), March 15-16, 2024
Most consecutive shutouts thrown	.....	4, vs. Wisconsin, March 15-16, 1980
Struck out 20 or more opposing batters	.....	at #5 Texas A&M (20), May 16, 2024
Struck out 23 or more opposing batters	.....	vs. #7 Oregon State (23), Feb. 23, 2024
Struck out 25 or more opposing batters (program record)	.....	vs. Oklahoma State (25), Feb. 24, 2024
Struck out 10-plus opposing batters in 10 consecutive games	.....	vs. #7 Oregon State, Oklahoma State, Michigan, Grambling, Murray State, UCA & McNeese, Feb. 23-March 9, 2024
Struck out 20-plus opposing batters in back-to-back games	.....	vs. #7 Oregon State & Oklahoma State, Feb. 23-24, 2024
Had starting pitchers record double-digit strikeouts in three consecutive games	.....	Hagen Smith (12), Brady Tygart (10) & Mason Molina (10) vs. Murray State, March 1-3, 2024
Was shut out	.....	at #5 Texas A&M (1-0), May 16, 2024
Was shut out in back-to-back games	.....	vs. LSU (7-0, 6-0), April 23-24, 2005
Held to 1 hit	.....	vs. Missouri State, May 17, 2016
Held to 2 hits	.....	vs. #24 Vanderbilt, May 15, 2022
Held to 3 hits	.....	vs. #22 TCU, Feb. 22, 2025
Did not strikeout	.....	vs. Eastern Illinois, Feb. 16, 2019
Swept an SEC home weekend series	.....	vs. Ole Miss, April 4-6, 2024
Swept an SEC road weekend series	.....	at Mississippi State, May 5-7, 2023
Was swept in an SEC home weekend series	.....	vs. Alabama, May 13-15, 2016
Was swept in an SEC road weekend series	.....	at Georgia, April 20-22, 2023
Swept a non-conference home weekend series	.....	vs. Charlotte, Feb. 28-March 2, 2025
Swept a non-conference road weekend series	.....	at Northwestern State, Feb. 16-18, 1996
Was swept in a non-conference home weekend series	.....	vs. Long Beach State, Feb. 25-27, 2000
Was swept in a non-conference road weekend series	.....	at UNLV, March 19-21, 1994
Won an SEC home weekend series	.....	vs. Mississippi State, May 10-12, 2024
Won an SEC road weekend series	.....	at #20 South Carolina, April 19-20, 2024
Lost an SEC home weekend series	.....	vs. #24 Vanderbilt, May 13-15, 2022
Lost an SEC road weekend series	.....	at #5 Texas A&M, May 16-18, 2024
Won a non-conference home weekend series	.....	vs. Charlotte, Feb. 28-March 2, 2025
Won a non-conference road weekend series	.....	at Louisiana Tech, March 12-14, 2021
Lost a non-conference home weekend series	.....	vs. South Alabama, Feb. 28-March 1, 2014
Lost a non-conference road weekend series	.....	at Texas A&M, Feb. 27-29, 2004
Lost a midweek game	.....	vs. Lipscomb (North Little Rock, Ark.), May 2, 2023



# HOME RUN CHART

No.	Player	Game	Date	Opponent	Pitcher	On Base	Inning	Outs	Count	Score	Final
1	Kuhio Aloy (1) !	2	Feb. 14	Washington State [DH-2]	RHP Miles Chandler	2	7th	0	3-1	11-2	W, 14-2 (7)
2	Brent Iredale (1) *	3	Feb. 15	Washington State	RHP Luke Meyers	0	4th	0	1-0	1-2	W, 5-2
3	Brent Iredale (2)	3	Feb. 15	Washington State	LHP Jake Tedesco	0	6th	1	1-2	2-2	W, 5-2
4	Wehiwa Aloy (1)	3	Feb. 15	Washington State	LHP Jake Tedesco	1	8th	0	0-0	3-2	W, 5-2
5	Kuhio Aloy (2) *	4	Feb. 17	Washington State	RHP Bryce Chambers	0	4th	0	0-2	0-0	W, 12-2 (7)
6	Wehiwa Aloy (2) *	5	Feb. 21	vs. Kansas State	LHP Jacob Frost	0	6th	0	2-2	0-2	L, 3-2
7	Kuhio Aloy (3)	5	Feb. 21	vs. Kansas State	LHP Jacob Frost	0	6th	1	3-2	1-2	L, 3-2
8	Wehiwa Aloy (3)	7	Feb. 23	vs. Michigan	RHP David Lally Jr.	0	5th	2	2-1	7-1	W, 8-6
9	Ryder Helfrick (1) ^	8	Feb. 25	Grambling	RHP Landon Clampit	1	5th	2	2-0	10-2	W, 14-3 (7)
10	Justin Thomas Jr. (1) ^	8	Feb. 25	Grambling	RHP Landon Clampit	0	5th	2	1-0	12-2	W, 14-3 (7)
11	Charles Davalan (1)	9	Feb. 28	Charlotte	RHP Mike Szturma	0	3rd	2	3-2	0-5	W, 11-10
12	Logan Maxwell (1) *	9	Feb. 28	Charlotte	RHP Mike Szturma	0	5th	0	0-1	1-9	W, 11-10
13	Logan Maxwell (2)	10	March 1	Charlotte	RHP Blake Gillespie	1	3rd	2	1-1	1-2	W, 8-5
14	Kuhio Aloy (4)	10	March 1	Charlotte	RHP Joseph Taylor	1	7th	2	1-0	6-5	W, 8-5
15	Cam Kozeal (1) *	12	March 4	ULM	LHP Brennan Eager	0	2nd	0	3-2	1-0	W, 14-1 (7)
16	Ryder Helfrick (2) *	12	March 4	ULM	RHP Zach Shaw	0	4th	0	0-1	3-0	W, 14-1 (7)
17	Brent Iredale (3)	12	March 4	ULM	RHP Zach Shaw	1	4th	1	3-1	7-0	W, 14-1 (7)
18	Kuhio Aloy (5) !	12	March 4	ULM	RHP Austin Ackel	3	7th	1	3-2	10-1	W, 14-1 (7)
19	Charles Davalan (2)	13	March 5	ULM	RHP Joey Cirelli	3	3rd	1	1-2	3-3	W, 15-3 (7)
20	Kendall Diggs (1)	13	March 5	ULM	RHP Daniel Gonzalez	0	4th	1	0-0	7-3	W, 15-3 (7)
21	Kuhio Aloy (6)	13	March 5	ULM	RHP Brandon Brewer	2	5th	1	0-2	9-3	W, 15-3 (7)
22	Nolan Souza (1) !	13	March 5	ULM	RHP Jace Duhon	2	7th	2	1-1	12-3	W, 15-3 (7)
23	Brent Iredale (4)	14	March 7	Portland	RHP Carter Gaston	2	2nd	1	2-1	7-2	W, 20-3 (7)
24	Nolan Souza (2)	14	March 7	Portland	RHP Carter Gaston	0	2nd	2	1-2	10-2	W, 20-3 (7)
25	Wehiwa Aloy (4)	14	March 7	Portland	RHP Carter Gaston	1	3rd	0	0-0	11-2	W, 20-3 (7)
26	Brent Iredale (5)	14	March 7	Portland	RHP JT Landwehr	2	5th	1	0-0	15-2	W, 20-3 (7)
27	Wehiwa Aloy (5)	14	March 7	Portland	RHP JT Landwehr	1	6th	2	3-1	18-2	W, 20-3 (7)

\* - indicates leadoff home run / ^ - indicates back-to-back home run / ! - indicates walk-off home run / + - indicates pinch-hit home run

## HOME RUN DATA CHART III



No.	Player	Game	Date	Opponent	Pitcher	Location	Distance	Launch Angle	Exit Velo
1	Kuhio Aloy (1)	2	Feb. 14	Washington State [DH-2]	RHP Miles Chandler	LF	386 feet	31.7 degrees	110 mph
2	Brent Iredale (1)	3	Feb. 15	Washington State	RHP Luke Meyers	LF	391 feet	25.3 degrees	109 mph
3	Brent Iredale (2)	3	Feb. 15	Washington State	LHP Jake Tedesco	LF	401 feet	32.5 degrees	103 mph
4	Wehiwa Aloy (1)	3	Feb. 15	Washington State	LHP Jake Tedesco	RC	414 feet	31.4 degrees	105 mph
5	Kuhio Aloy (2)	4	Feb. 17	Washington State	RHP Bryce Chambers	LF	340 feet	21.6 degrees	98 mph
6	Wehiwa Aloy (2)	5	Feb. 21	vs. Kansas State	LHP Jacob Frost	RF	360 feet	34.9 degrees	102 mph
7	Kuhio Aloy (3)	5	Feb. 21	vs. Kansas State	LHP Jacob Frost	LF	435 feet	23.1 degrees	112 mph
8	Wehiwa Aloy (3)	7	Feb. 23	vs. Michigan	RHP David Lally Jr.	RL	350 feet	29.1 degrees	102 mph
9	Ryder Helfrick (1)	8	Feb. 25	Grambling	RHP Landon Clampit	LF	426 feet	27.5 degrees	107 mph
10	Justin Thomas Jr. (1)	8	Feb. 25	Grambling	RHP Landon Clampit	LF	417 feet	28.3 degrees	108 mph
11	Charles Davalan (1)	9	Feb. 28	Charlotte	RHP Mike Szturma	LF	358 feet	29.3 degrees	92 mph
12	Logan Maxwell (1)	9	Feb. 28	Charlotte	RHP Mike Szturma	RC	387 feet	27.9 degrees	101 mph
13	Logan Maxwell (2)	10	March 1	Charlotte	RHP Blake Gillespie	CF	410 feet	21.3 degrees	103 mph
14	Kuhio Aloy (4)	10	March 1	Charlotte	RHP Joseph Taylor	CF	412 feet	19.6 degrees	111 mph
15	Cam Kozeal (1)	12	March 4	ULM	LHP Brennan Eager	LC	401 feet	21.1 degrees	103 mph
16	Ryder Helfrick (2)	12	March 4	ULM	RHP Zach Shaw	LF	379 feet	40.7 degrees	103 mph
17	Brent Iredale (3)	12	March 4	ULM	RHP Zach Shaw	LC	427 feet	30.4 degrees	109 mph
18	Kuhio Aloy (5)	12	March 4	ULM	RHP Austin Ackel	LF	<b>447 feet</b>	<b>36.0 degrees</b>	98 mph
19	Charles Davalan (2)	13	March 5	ULM	RHP Joey Cirelli	RC	416 feet	24.7 degrees	107 mph
20	Kendall Diggs (1)	13	March 5	ULM	RHP Daniel Gonzalez	RF	388 feet	29.4 degrees	103 mph
21	Kuhio Aloy (6)	13	March 5	ULM	RHP Brandon Brewer	LC	402 feet	17.8 degrees	107 mph
22	Nolan Souza (1)	13	March 5	ULM	RHP Jace Duhon	LC	420 feet	33.3 degrees	103 mph
23	Brent Iredale (4)	14	March 7	Portland	RHP Carter Gaston	LF	446 feet	27.8 degrees	108 mph
24	Nolan Souza (2)	14	March 7	Portland	RHP Carter Gaston	LF	338 feet	24.1 degrees	98 mph
25	Wehiwa Aloy (4)	14	March 7	Portland	RHP Carter Gaston	CF	437 feet	24.8 degrees	110 mph
26	Brent Iredale (5)	14	March 7	Portland	RHP JT Landwehr	RF	365 feet	37.6 degrees	100 mph
27	Wehiwa Aloy (5)	14	March 7	Portland	RHP JT Landwehr	LC	438 feet	20.0 degrees	<b>113 mph</b>

LF - left field | LL - left field line | LC - left center field | CF - center field | RC - right center field | RF - right field | RL - right field line



# ||| TEAM PITCHING GAME-BY-GAME

## STARTERS GAME-BY-GAME

Opponent	W-L	IP	H	R	ER	BB	K
WSU [DH-1]	--	5.0	1	0	0	1	7
WSU [DH-2]	W	5.0	2	1	1	1	8
WSU	--	5.0	2	2	2	1	7
WSU	W	5.0	4	1	1	1	7
vs. Kansas State	--	5.2	5	2	2	4	2
vs. #22 TCU	--	5.0	2	1	1	2	10
vs. Michigan	=--	2.0	2	1	0	0	6
Grambling	W	3.0	1	1	1	2	2
Charlotte	--	3.0	10	9	9	1	3
Charlotte	--	5.1	5	3	3	2	8
Charlotte	W	6.1	4	1	1	1	7
ULM	W	3.0	1	0	0	1	6
ULM	W	4.0	5	3	3	1	2
Portland	W	5.1	2	2	2	3	7

## BULLPEN GAME-BY-GAME

Opponent	W-L	IP	H	R	ER	BB	K
WSU [DH-1]	W	5.0	5	2	1	0	3
WSU [DH-2]	--	2.0	3	1	1	0	1
WSU	W	4.0	4	0	0	0	3
WSU	--	2.0	2	1	1	1	1
Kansas State	L	3.1	3	1	1	0	1
vs. #22 TCU	W	4.0	2	0	0	3	1
vs. Michigan	W	7.0	9	5	3	5	7
Grambling	--	4.0	3	3	2	1	5
Charlotte	W	6.0	5	1	1	0	9
Charlotte	W	3.2	3	2	2	2	7
Charlotte	--	2.2	2	2	2	0	5
ULM	--	4.0	5	1	1	1	6
ULM	--	3.0	0	0	0	0	4
Portland	--	1.2	4	1	1	0	1

## STARTING PITCHER GAME-BY-GAME

Date / Opponent	Starting Pitcher
Feb. 14 / WSU [DH-1]	RHP Gabe Gaeckle
Feb. 14 / WSU [DH-2]	LHP Zach Root
Feb. 15 / WSU	RHP Gage Wood
Feb. 17 / WSU	LHP Landon Beidelschies
Feb. 21 / Kansas State	RHP Gabe Gaeckle
Feb. 22 / #22 TCU	LHP Zach Root
Feb. 23 / Michigan	RHP Gage Wood
Feb. 25 / Grambling	RHP Ben Bybee
Feb. 28 / Charlotte	RHP Gabe Gaeckle
March 1 / Charlotte	LHP Zach Root
March 2 / Charlotte	LHP Landon Beidelschies
March 4 / ULM	LHP Colin Fisher
March 5 / ULM	RHP Ben Bybee
March 7 / Portland	RHP Gabe Gaeckle



STARTER STATISTICS

Player	era	w-l	app	gs	cg	sho	sv	ip	h	r	er	bb	so	2b	3b	hr	b/avg	wp	hp	bk	sfa	sha
38 Colin Fisher	0.00	1-0	1	1	0	0/0	0	3.0	1	0	0	1	6	0	0	0	.100	0	0	0	0	0
35 Landon Beidelschie	1.59	1-0	2	2	0	0/0	0	11.1	8	2	2	2	14	1	0	1	.200	0	0	0	0	1
14 Gage Wood	2.57	0-0	2	2	0	0/0	0	7.0	4	3	2	1	13	1	1	0	.160	1	1	0	1	0
33 Zach Root	2.93	1-0	3	3	0	0/0	0	15.1	9	5	5	5	26	3	0	0	.161	1	3	0	0	0
40 Ben Bybee	5.14	2-0	2	2	0	0/0	0	7.0	6	4	4	3	4	0	0	1	.231	0	0	0	0	0
20 Gabe Gaeckle	6.16	1-0	4	4	0	0/0	0	19.0	18	13	13	9	19	4	2	1	.247	4	2	0	0	1
Totals	3.73	6-0	14	14	0	0/0	0	62.2	46	27	26	21	82	9	3	3	.200	6	6	0	1	2
Opponents	7.84	0-6	14	14	0	0/0	0	49.1	59	46	43	28	47	18	0	10	.295	3	8	0	1	0

TEAM RECORD PER STARTER

Pitcher (Total Starts)	Record
Zach Root (3)	3-0
Landon Beidelschies (2)	2-0
Ben Bybee (2)	2-0
Gage Wood (2)	2-0
Gabe Gaeckle (4)	3-1
Colin Fisher (1)	1-0

QUALITY STARTS

Pitcher (Total Starts)	QS	Record
Landon Beidelschies (2)	1	1-0
Ben Bybee (2)	0	0-0
Colin Fisher (1)	0	0-0
Gabe Gaeckle (4)	0	0-0
Zach Root (3)	0	0-0
Gage Wood (2)	0	0-0

RUN SUPPORT

Pitcher (Total Starts)	Runs	Per Start
Ben Bybee (2)	29	14.5
Colin Fisher (1)	14	14.0
Gabe Gaeckle (4)	36	9.0
Landon Beidelschies (2)	16	8.0
Zach Root (3)	24	8.0
Gage Wood (2)	13	6.5

RELIEVER STATISTICS

Player	era	w-l	app	gs	cg	sho	sv	ip	h	r	er	bb	so	2b	3b	hr	b/avg	wp	hp	bk	sfa	sha
36 Parker Coil	0.00	0-0	6	0	0	0/0	0	8.0	5	2	0	0	9	1	0	0	.172	0	0	0	1	0
31 Dylan Carter	0.00	3-0	4	0	0	0/0	0	6.2	8	0	0	2	6	2	0	0	.320	4	1	0	0	0
35 Landon Beidelschie	0.00	1-0	1	0	0	0/0	0	2.2	1	0	0	1	0	0	0	0	.143	0	0	0	0	0
38 Colin Fisher	2.25	0-0	3	0	0	0/0	0	4.0	3	1	1	1	6	1	0	1	.214	1	0	0	0	0
29 Cole Gibler	3.00	0-0	3	0	0	0/0	0	3.0	2	1	1	2	7	1	0	0	.200	0	1	0	0	0
44 Carson Wiggins	3.00	0-0	4	0	0	0/0	2	3.0	2	1	1	1	4	1	0	0	.182	2	0	0	0	0
16 Aiden Jimenez	3.60	1-0	4	0	0	0/0	0	5.0	8	2	2	2	6	2	0	0	.400	0	0	0	0	0
41 Will McEntire	4.05	1-0	5	0	0	0/0	0	6.2	5	3	3	1	6	0	0	3	.227	1	0	0	0	1
46 Christian Foutch	4.15	1-0	4	0	0	0/0	2	4.1	5	3	2	2	2	0	0	0	.313	1	3	0	0	1
26 Tate McGuire	5.06	0-1	5	0	0	0/0	1	5.1	4	3	3	1	5	1	0	1	.222	0	0	0	0	0
13 Steele Eaves	6.75	0-0	2	0	0	0/0	0	2.2	5	2	2	0	3	0	0	0	.385	1	2	0	0	0
40 Ben Bybee	9.00	0-0	1	0	0	0/0	0	1.0	2	1	1	0	0	1	0	0	.400	0	0	0	0	0
Totals	2.75	7-1	14	0	0	0/0	5	52.1	50	19	16	13	54	10	0	5	.263	10	7	0	1	2
Opponents	13.26	1-7	14	0	0	0/0	0	55.2	84	86	82	57	48	16	2	17	.350	13	15	4	5	3



# ||| GAME-BY-GAME BATTING ORDER

**RECORD:** 13-1 • **HOME:** 11-0 • **AWAY:** 0-0 • **NEUTRAL:** 2-1 • **SEC:** 0-0

Date	Opponent	1	2	3	4	5	6	7	8	9
Feb. 14	Washington State [DH-1]	Davalan	W. Aloy	Maxwell	Iredale	Souza	Peppi	Diggs	Helfrick	Thomas Jr.
Feb. 14	Washington State [DH-2]	Davalan	W. Aloy	Peppi	Iredale	K. Aloy	Helfrick	Anderson	Kozeal	Thomas Jr.
Feb. 15	Washington State	Davalan	W. Aloy	Maxwell	Iredale	Diggs	Peppi	Souza	Becker	Thomas Jr.
Feb. 17	Washington State	Davalan	W. Aloy	Peppi	Iredale	K. Aloy	Helfrick	Boles	Kozeal	Thomas Jr.
Feb. 21	vs. Kansas State	Davalan	W. Aloy	Iredale	K. Aloy	Peppi	Diggs	Helfrick	Souza	Thomas Jr.
Feb. 22	vs. #22 TCU	Davalan	W. Aloy	Maxwell	Iredale	Kozeal	Diggs	Helfrick	Fraser	Thomas Jr.
Feb. 23	vs. Michigan	Davalan	W. Aloy	Maxwell	Iredale	Kozeal	Diggs	Helfrick	Souza	Thomas Jr.
Feb. 25	Grambling	Davalan	W. Aloy	Maxwell	Iredale	K. Aloy	Peppi	Souza	Helfrick	Thomas Jr.
Feb. 28	Charlotte	Davalan	W. Aloy	Maxwell	Iredale	K. Aloy	Kozeal	Helfrick	Souza	Thomas Jr.
March 1	Charlotte	Davalan	W. Aloy	Maxwell	Iredale	Diggs	Aloy	Kozeal	Souza	Helfrick
March 2	Charlotte	Thomas Jr.	W. Aloy	Maxwell	Iredale	K. Aloy	Peppi	Boles	Fraser	Helfrick
March 4	ULM	Davalan	W. Aloy	Maxwell	K. Aloy	Iredale	Diggs	Kozeal	Helfrick	Souza
March 5	ULM	Davalan	W. Aloy	Iredale	K. Aloy	Diggs	Peppi	Souza	Becker	Thomas Jr.
March 7	Portland	Davalan	W. Aloy	Maxwell	K. Aloy	Iredale	Kozeal	Souza	Helfrick	Thomas Jr.

# GAME-BY-GAME DEFENSIVE LINEUP |||



**RECORD:** 13-1 • **HOME:** 11-0 • **AWAY:** 0-0 • **NEUTRAL:** 2-1 • **SEC:** 0-0

Date	Opponent	C	1B	2B	3B	SS	LF	CF	RF	DH	P
Feb. 14	Washington State [DH-1]	Helfrick	Peppi	Souza	Iredale	W. Aloy	Thomas Jr.	Davalan	Diggs	Maxwell	Gaeckle
Feb. 14	Washington State [DH-2]	Helfrick	Anderson	Kozeal	Iredale	W. Aloy	Thomas Jr.	Davalan	Peppi	K. Aloy	Root
Feb. 15	Washington State	Becker	Peppi	Souza	Iredale	W. Aloy	Thomas Jr.	Davalan	Diggs	Maxwell	Wood
Feb. 17	Washington State	Helfrick	Peppi	Kozeal	Iredale	W. Aloy	Thomas Jr.	Davalan	Boles	K. Aloy	Beidelschies
Feb. 21	vs. Kansas State	Helfrick	Peppi	Souza	Iredale	W. Aloy	Davalan	Thomas Jr.	Diggs	K. Aloy	Gaeckle
Feb. 22	vs. #22 TCU	Helfrick	Kozeal	Fraser	Iredale	W. Aloy	Davalan	Thomas Jr.	Diggs	Maxwell	Root
Feb. 23	vs. Michigan	Helfrick	Kozeal	Souza	Iredale	W. Aloy	Davalan	Thomas Jr.	Diggs	Maxwell	Wood
Feb. 25	Grambling	Helfrick	Peppi	Souza	Iredale	W. Aloy	Davalan	Thomas Jr.	Maxwell	K. Aloy	Bybee
Feb. 28	Charlotte	Helfrick	Kozeal	Souza	Iredale	W. Aloy	Davalan	Thomas Jr.	Maxwell	K. Aloy	Gaeckle
March 1	Charlotte	Helfrick	Kozeal	Souza	Iredale	W. Aloy	Maxwell	Davalan	Diggs	K. Aloy	Root
March 2	Charlotte	Helfrick	Peppi	Fraser	Iredale	W. Aloy	Boles	Thomas Jr.	Maxwell	K. Aloy	Beidelschies
March 4	ULM	Helfrick	Kozeal	Souza	Iredale	W. Aloy	Maxwell	Davalan	Diggs	K. Aloy	Fisher
March 5	ULM	Becker	Peppi	Souza	Iredale	W. Aloy	Davalan	Thomas Jr.	Diggs	K. Aloy	Bybee
March 7	Portland	Helfrick	Kozeal	Souza	Iredale	W. Aloy	Davalan	Thomas Jr.	Maxwell	K. Aloy	Gaeckle



# ||| GAME-BY-GAME HITTING

**RECORD:** 13-1 • **HOME:** 11-0 • **AWAY:** 0-0 • **NEUTRAL:** 2-1 • **SEC:** 0-0

Date	Opponent	AB	R	H	RBI	2B	3B	HR	BB	IBB	SB	CS	HBP	SAC	SF	GDP	K	PO	A	E	Avg
Feb. 14	Washington State [DH-1]	32	3	6	2	0	0	0	6	1	3	1	0	0	2	1	9	30	9	2	.188
Feb. 14	Washington State [DH-2]	30	14	13	14	6	1	1	8	0	1	0	3	0	0	1	5	21	7	0	.306
Feb. 15	Washington State	31	5	9	5	4	0	3	3	0	0	2	1	0	0	0	8	27	7	0	.301
Feb. 17	Washington State	28	12	10	10	2	0	1	11	0	1	1	2	0	0	0	6	21	13	0	.314
Feb. 21	vs. Kansas State	33	2	7	2	2	0	2	2	0	0	0	1	0	0	0	11	27	14	0	.292
Feb. 22	vs. #22 TCU	29	2	3	2	1	0	0	3	0	1	0	1	1	0	0	7	27	9	2	.262
Feb. 23	vs. Michigan	33	8	10	7	3	0	1	8	0	0	1	2	0	0	1	7	27	6	2	.269
Feb. 25	Grambling	29	14	14	13	2	0	2	10	0	1	0	3	0	2	0	3	21	11	0	.294
Feb. 28	Charlotte	36	11	11	11	3	0	2	4	0	0	0	2	0	0	0	9	27	9	0	.295
March 1	Charlotte	33	8	10	8	3	0	2	4	0	0	0	1	1	0	0	7	27	6	0	.296
March 2	Charlotte	34	4	13	3	2	0	0	3	0	0	2	0	1	1	0	8	27	6	0	.305
March 4	ULM	33	14	15	12	2	0	4	4	1	0	0	2	0	1	1	6	21	5	0	.318
March 5	ULM	28	15	9	14	2	0	4	13	0	1	0	2	0	0	1	2	21	6	0	.318
March 7	Portland	31	20	13	19	2	1	5	6	0	2	0	3	0	0	0	7	21	8	0	.325
	<b>Totals</b>	<b>440</b>	<b>132</b>	<b>143</b>	<b>122</b>	<b>34</b>	<b>2</b>	<b>27</b>	<b>85</b>	<b>2</b>	<b>10</b>	<b>6</b>	<b>23</b>	<b>3</b>	<b>6</b>	<b>5</b>	<b>95</b>	<b>345</b>	<b>116</b>	<b>6</b>	<b>.325</b>





RECORD: 13-1 • HOME: 11-0 • AWAY: 0-0 • NEUTRAL: 2-1 • SEC: 0-0

Date	Opponent	IP	H	R	ER	BB	SO	2B	3B	HR	WP	BK	HBP	DP	IBB	Score	W	L	SV	ERA
Feb. 14	Washington State [DH-1]	10.0	6	2	1	1	10	0	0	1	1	0	1	2	0	3-2	1	0	0	0.90
Feb. 14	Washington State [DH-2]	7.0	5	2	2	1	9	1	0	0	0	0	1	2	0	14-2	2	0	0	1.59
Feb. 15	Washington State	9.0	6	2	2	1	10	3	1	0	2	0	0	0	0	5-2	3	0	1	1.73
Feb. 17	Washington State	7.0	6	2	2	2	8	2	0	0	0	0	0	1	0	12-2	4	0	1	1.91
Feb. 21	vs. Kansas State	9.0	8	3	3	4	3	2	0	0	1	0	0	2	0	2-3	4	1	1	2.14
Feb. 22	vs. #22 TCU	9.0	4	1	1	5	11	0	0	0	1	0	1	2	0	2-1	5	1	2	1.94
Feb. 23	vs. Michigan	9.0	11	6	3	5	13	1	0	2	3	0	2	2	0	8-6	6	1	3	2.10
Feb. 25	Grambling	7.0	4	3	3	3	7	1	0	0	1	0	1	1	0	14-3	7	1	3	2.28
Feb. 28	Charlotte	9.0	15	10	10	1	12	5	1	2	3	0	3	0	0	11-10	8	1	4	3.20
March 1	Charlotte	9.0	8	5	5	4	15	3	0	1	0	0	1	1	0	8-5	9	1	5	3.39
March 2	Charlotte	9.0	6	3	3	1	12	0	0	1	1	0	1	0	0	4-3	10	1	5	3.35
March 4	ULM	7.0	6	1	1	2	12	1	0	0	2	0	0	1	0	14-1	11	1	5	3.21
March 5	ULM	7.0	5	3	3	1	6	0	0	1	0	0	0	0	0	15-3	12	1	5	3.25
March 7	Portland	7.0	6	3	3	3	8	0	1	0	1	0	2	0	0	20-3	13	1	5	3.29
	<b>Totals</b>	<b>115.0</b>	<b>96</b>	<b>46</b>	<b>42</b>	<b>34</b>	<b>136</b>	<b>19</b>	<b>3</b>	<b>8</b>	<b>16</b>	<b>0</b>	<b>13</b>	<b>14</b>	<b>0</b>	<b>132-46</b>	<b>13</b>	<b>1</b>	<b>5</b>	<b>3.29</b>



**1 ROCCO PEPPI**

**SEASON HIGHS**

Category	High	Opponent (Last)	Date
Hits	2	Grambling	2/25/25
Runs	2	2x (ULM)	3/5/25
Doubles	1	2x (Charlotte)	2/28/25
Triples	--	--	--
Home Runs	--	--	--
RBI	4	Grambling	2/25/25
Walks	2	2x (ULM)	3/5/25
Stolen Bases	--	--	--

**CAREER HIGHS**

Category	High	Opponent (Last)	Date
Hits	4	3x (at Washington State)	4/28/24
Runs	4	3x (at New Mexico)	4/13/24
Doubles	2	2x (at Sacramento State)	3/12/24
Triples	--	--	--
Home Runs	2	2x (San Jose State)	4/20/24
RBI	5	Gonzaga	3/12/22
Walks	2	8x (ULM)	3/5/25
Stolen Bases	1	3x (at Washington State)	4/28/24



**3 NOLAN SOUZA**

**SEASON HIGHS**

Category	High	Opponent (Last)	Date
Hits	2	ULM	3/4/25
Runs	2	ULM	3/4/25
Doubles	1	ULM	3/4/25
Triples	--	--	--
Home Runs	1	2x (Portland)	3/7/25
RBI	3	ULM	3/5/25
Walks	2	ULM	3/5/25
Stolen Bases	1	2x (ULM)	3/5/25

**CAREER HIGHS**

Category	High	Opponent (Last)	Date
Hits	3	3x (Ole Miss)	4/6/24
Runs	2	5x (ULM)	3/4/25
Doubles	1	8x (ULM)	3/4/25
Triples	--	--	--
Home Runs	2	Missouri	3/15/24
RBI	5	Ole Miss	4/6/24
Walks	3	San Jose State	4/9/24
Stolen Bases	1	5x (ULM)	3/5/25



**4 JUSTIN THOMAS JR.**

**SEASON HIGHS**

Category	High	Opponent (Last)	Date
Hits	2	Grambling	2/25/25
Runs	3	Washington State	2/17/25
Doubles	1	2x (Grambling)	2/25/25
Triples	--	--	--
Home Runs	1	Grambling	2/25/25
RBI	1	3x (Charlotte)	2/28/25
Walks	3	Washington State	2/17/25
Stolen Bases	1	3x (Portland)	3/7/25

**CAREER HIGHS**

Category	High	Opponent (Last)	Date
Hits	1	7x (vs. #22 TCU)	2/22/25
Runs	3	Washington State	2/17/25
Doubles	1	3x (Grambling)	2/25/25
Triples	--	--	--
Home Runs	1	2x (Grambling)	2/25/25
RBI	2	2x (Kennesaw State)	5/2/23
Walks	3	Washington State	2/17/25
Stolen Bases	1	3x (Portland)	3/7/25



**5 KENDALL DIGGS**

**SEASON HIGHS**

Category	High	Opponent (Last)	Date
Hits	1	7x (Portland)	3/7/25
Runs	1	5x (Portland)	3/7/25
Doubles	1	2x (vs. Michigan)	2/23/25
Triples	1	Portland	3/7/25
Home Runs	1	ULM	3/5/25
RBI	2	Portland	3/7/25
Walks	1	4x (Portland)	3/7/25
Stolen Bases	1	vs. #22 TCU	2/22/25

**CAREER HIGHS**

Category	High	Opponent (Last)	Date
Hits	3	6x (Ole Miss)	4/6/24
Runs	3	4x (SEMO)	5/31/24
Doubles	2	5x (at #20 South Carolina)	4/20/24
Triples	1	3x (Portland)	3/7/25
Home Runs	1	23x (ULM)	3/5/25
RBI	5	at Mississippi State	5/6/23
Walks	3	2x (James Madison)	2/17/24
Stolen Bases	1	7x (vs. #22 TCU)	2/22/25



**6 GABE FRASER**

**SEASON HIGHS**

Category	High	Opponent (Last)	Date
Hits	1	Charlotte	3/2/25
Runs	1	ULM	3/5/25
Doubles	--	--	--
Triples	--	--	--
Home Runs	--	--	--
RBI	1	Grambling	2/25/25
Walks	--	--	--
Stolen Bases	--	--	--

**CAREER HIGHS**

Category	High	Opponent (Last)	Date
Hits	1	Charlotte	3/2/25
Runs	--	--	--
Doubles	--	--	--
Triples	--	--	--
Home Runs	--	--	--
RBI	1	Grambling	2/25/25
Walks	--	--	--
Stolen Bases	--	--	--



**8 CAM KOZEAL**

**SEASON HIGHS**

Category	High	Opponent (Last)	Date
Hits	2	3x (ULM)	3/4/25
Runs	2	3x (ULM)	3/4/25
Doubles	2	Washington State [DH-2]	2/14/25
Triples	--	--	--
Home Runs	1	ULM	3/4/25
RBI	1	3x (Portland)	3/7/25
Walks	--	--	--
Stolen Bases	--	--	--

**CAREER HIGHS**

Category	High	Opponent (Last)	Date
Hits	4	2x (vs. Texas)	3/3/24
Runs	3	Texas	3/3/24
Doubles	2	Washington State [DH-2]	2/14/25
Triples	--	--	--
Home Runs	1	6x (ULM)	3/4/25
RBI	5	Indiana State	2/27/24
Walks	2	Gonzaga	2/23/24
Stolen Bases	1	LSU	4/6/24




**9 WEHIWA ALOY**

**SEASON HIGHS**

Category	High	Opponent (Last)	Date
Hits	4	vs. Michigan	2/23/25
Runs	5	Portland	3/7/25
Doubles	2	ULM	3/5/25
Triples	--	--	--
Home Runs	2	Portland	3/7/25
RBI	4	Portland	3/7/25
Walks	2	Washington State	2/17/25
Stolen Bases	1	2x (Portland)	3/7/25

**CAREER HIGHS**

Category	High	Opponent (Last)	Date
Hits	4	4x (vs. Michigan)	2/23/25
Runs	5	Portland	3/7/25
Doubles	2	3x (ULM)	3/5/25
Triples	1	5x (Utah Tech)	5/18/23
Home Runs	2	Portland	3/7/25
RBI	5	vs. UAPB	4/23/24
Walks	3	#8 LSU	3/28/24
Stolen Bases	1	11x (Portland)	3/7/25



**10 BRENT IREDALE**

**SEASON HIGHS**

Category	High	Opponent (Last)	Date
Hits	3	2x (Portland)	3/7/25
Runs	4	Grambling	2/25/25
Doubles	1	5x (Portland)	3/7/25
Triples	--	--	--
Home Runs	2	2x (Portland)	3/7/25
RBI	8	Portland	3/7/25
Walks	3	Grambling	2/25/25
Stolen Bases	1	Grambling	2/25/25

**CAREER HIGHS**

Category	High	Opponent (Last)	Date
Hits	3	2x (Portland)	3/7/25
Runs	4	Grambling	2/25/25
Doubles	1	5x (Portland)	3/7/25
Triples	--	--	--
Home Runs	2	2x (Portland)	3/7/25
RBI	8	Portland	3/7/25
Walks	3	Grambling	2/25/25
Stolen Bases	1	Grambling	2/25/25



## 17 ZANE BECKER

### SEASON HIGHS

Category	High	Opponent (Last)	Date
Hits	2	Washington State	2/15/25
Runs	1	2x (ULM)	3/5/25
Doubles	2	Washington State	2/15/25
Triples	--	--	--
Home Runs	--	--	--
RBI	1	Washington State	2/15/25
Walks	1	vs. Michigan	2/23/25
Stolen Bases	--	--	--

### CAREER HIGHS

Category	High	Opponent (Last)	Date
Hits	2	Washington State	2/15/25
Runs	1	2x (ULM)	3/5/25
Doubles	2	Washington State	2/15/25
Triples	--	--	--
Home Runs	--	--	--
RBI	1	Washington State	2/15/25
Walks	1	vs. Michigan	2/23/25
Stolen Bases	--	--	--



## 18 REESE ROBINETT

### SEASON HIGHS

Category	High	Opponent (Last)	Date
Hits	--	--	--
Runs	--	--	--
Doubles	--	--	--
Triples	--	--	--
Home Runs	--	--	--
RBI	--	--	--
Walks	1	Washington State	2/17/25
Stolen Bases	--	--	--

### CAREER HIGHS

Category	High	Opponent (Last)	Date
Hits	2	SEMO	3/21/23
Runs	2	2x (Omaha)	3/28/23
Doubles	--	--	--
Triples	--	--	--
Home Runs	1	2x (at #1 LSU)	3/24/23
RBI	3	at #1 LSU	3/24/23
Walks	1	2x (Washington State)	2/17/25
Stolen Bases	--	--	--



## 22 LOGAN MAXWELL

### SEASON HIGHS

Category	High	Opponent (Last)	Date
Hits	3	Charlotte	3/2/25
Runs	3	Grambling	2/25/25
Doubles	--	--	--
Triples	--	--	--
Home Runs	1	Charlotte	2/28/25
RBI	2	2x (Charlotte)	3/1/25
Walks	2	vs. Michigan	2/23/25
Stolen Bases	--	--	--

### CAREER HIGHS

Category	High	Opponent (Last)	Date
Hits	5	at Baylor	5/4/24
Runs	3	4x (Grambling)	2/25/25
Doubles	2	5x (Houston)	3/28/24
Triples	1	4x (Texas Tech)	4/13/24
Home Runs	1	7x (Charlotte)	3/1/25
RBI	5	UTRGV	5/2/23
Walks	3	2x (Arizona State)	3/2/24
Stolen Bases	2	Army	3/13/22



## 24 CHARLES DAVALAN

### SEASON HIGHS

Category	High	Opponent (Last)	Date
Hits	2	3x (ULM)	3/5/25
Runs	4	ULM	3/5/25
Doubles	1	2x (vs. Michigan)	2/23/25
Triples	--	--	--
Home Runs	1	2x (ULM)	3/5/25
RBI	4	ULM	3/5/25
Walks	2	2x (ULM)	3/5/25
Stolen Bases	1	Washington State	2/17/25

### CAREER HIGHS

Category	High	Opponent (Last)	Date
Hits	3	3x (Lipscomb)	4/26/24
Runs	4	3x (ULM)	3/5/25
Doubles	3	Lipscomb	4/26/24
Triples	1	2x (Fairfield)	3/8/24
Home Runs	1	12x (ULM)	3/5/25
RBI	4	2x (ULM)	3/5/25
Walks	3	at UCF	4/23/24
Stolen Bases	2	Xavier	3/3/24



25 KUHIO ALOY

SEASON HIGHS

Category	High	Opponent (Last)	Date
Hits	4	Grambling	2/25/25
Runs	2	6x (ULM)	3/4/25
Doubles	1	6x (Portland)	3/7/25
Triples	--	--	--
Home Runs	1	6x (ULM)	3/5/25
RBI	6	ULM	3/4/25
Walks	2	Washington State	2/17/25
Stolen Bases	--	--	--

CAREER HIGHS

Category	High	Opponent (Last)	Date
Hits	4	Grambling	2/25/25
Runs	2	9x (ULM)	3/4/25
Doubles	2	at UNLV	3/5/24
Triples	1	at UC Davis	2/22/24
Home Runs	1	14x (ULM)	3/5/25
RBI	6	ULM	3/4/25
Walks	2	3x (Washington State)	2/17/25
Stolen Bases	--	--	--



27 RYDER HELFRICK

SEASON HIGHS

Category	High	Opponent (Last)	Date
Hits	1	8x (ULM)	3/4/25
Runs	2	Washington State	2/17/25
Doubles	1	Washington State	2/17/25
Triples	1	Washington State [DH-2]	2/14/25
Home Runs	1	2x (ULM)	3/4/25
RBI	3	2x (Grambling)	2/25/25
Walks	2	3x (Charlotte)	3/2/25
Stolen Bases	--	--	--

CAREER HIGHS

Category	High	Opponent (Last)	Date
Hits	1	23x (ULM)	3/4/25
Runs	3	James Madison	2/17/24
Doubles	1	4x (Washington State)	2/17/25
Triples	1	Washington State [DH-2]	2/14/25
Home Runs	1	5x (ULM)	3/4/25
RBI	3	2x (Grambling)	2/25/25
Walks	2	4x (Charlotte)	3/2/25
Stolen Bases	1	#14 Mississippi State	5/10/24



28 CARSON BOLES

SEASON HIGHS

Category	High	Opponent (Last)	Date
Hits	2	Washington State	2/17/25
Runs	2	Washington State	2/17/25
Doubles	1	2x (Charlotte)	3/2/25
Triples	--	--	--
Home Runs	--	--	--
RBI	2	Washington State	2/17/25
Walks	2	ULM	3/5/25
Stolen Bases	--	--	--

CAREER HIGHS

Category	High	Opponent (Last)	Date
Hits	2	Washington State	2/17/25
Runs	2	Washington State	2/17/25
Doubles	1	2x (Charlotte)	3/2/25
Triples	--	--	--
Home Runs	--	--	--
RBI	2	Washington State	2/17/25
Walks	2	ULM	3/5/25
Stolen Bases	--	--	--



42 MICHAEL ANDERSON

SEASON HIGHS

Category	High	Opponent (Last)	Date
Hits	--	--	--
Runs	--	--	--
Doubles	--	--	--
Triples	--	--	--
Home Runs	--	--	--
RBI	--	--	--
Walks	--	--	--
Stolen Bases	--	--	--

CAREER HIGHS

Category	High	Opponent (Last)	Date
Hits	5	Stonehill	3/20/24
Runs	3	Stonehill	3/20/24
Doubles	2	Stonehill	3/20/24
Triples	1	2x (Stonehill)	3/20/24
Home Runs	2	3x (at Davidson)	5/3/24
RBI	12	Stonehill	3/20/24
Walks	3	at George Washington	4/19/24
Stolen Bases	1	at Stonehill	4/24/24



## 13 STEELE EAVES

### SEASON HIGHS

Category	High	Opponent (Last)	Date
Innings	1.2	Portland	3/7/25
Longest Start	--	--	--
Shortest Start	--	--	--
Longest Relief	1.2	Portland	3/7/25
Hits	4	Portland	3/7/25
Runs	1	2x (Portland)	3/7/25
Earned Runs	1	2x (Portland)	3/7/25
Walks	0	Grambling	2/25/25
Strikeouts	2	Grambling	2/25/25

### CAREER HIGHS

Category	High	Opponent (Last)	Date
Innings	1.2	Portland	3/7/25
Longest Start	--	--	--
Shortest Start	--	--	--
Longest Relief	1.2	Portland	3/7/25
Hits	4	Portland	3/7/25
Runs	1	2x (Portland)	3/7/25
Earned Runs	1	2x (Portland)	3/7/25
Walks	0	Grambling	2/25/25
Strikeouts	2	Grambling	2/25/25



## 14 GAGE WOOD

### SEASON HIGHS

Category	High	Opponent (Last)	Date
Innings	5.0	Washington State	2/15/25
Longest Start	5.0	Washington State	2/15/25
Shortest Start	2.0	vs. Michigan	2/23/25
Longest Relief	--	--	--
Hits	2	2x (vs. Michigan)	2/23/25
Runs	2	Washington State	2/15/25
Earned Runs	2	Washington State	2/15/25
Walks	1	Washington State	2/15/25
Strikeouts	7	Washington State	2/15/25

### CAREER HIGHS

Category	High	Opponent (Last)	Date
Innings	5.0	2x (Washington State)	2/15/25
Longest Start	5.0	2x (Washington State)	2/15/25
Shortest Start	2.0	vs. Michigan	2/23/25
Longest Relief	4.1	at #8 Kentucky	5/4/24
Hits	7	at #5 Texas A&M	5/17/24
Runs	5	at #12 Vanderbilt	5/19/23
Earned Runs	5	at #12 Vanderbilt	5/19/23
Walks	3	at Mississippi State	5/5/23
Strikeouts	7	Washington State	2/15/25



## 16 AIDEN JIMENEZ

### SEASON HIGHS

Category	High	Opponent (Last)	Date
Innings	2.0	Charlotte	3/1/25
Longest Start	--	--	--
Shortest Start	--	--	--
Longest Relief	2.0	Charlotte	3/1/25
Hits	2	4x (ULM)	3/4/25
Runs	1	2x (Grambling)	2/25/25
Earned Runs	1	2x (Grambling)	2/25/25
Walks	1	2x (Charlotte)	3/1/25
Strikeouts	4	Charlotte	3/1/25

### CAREER HIGHS

Category	High	Opponent (Last)	Date
Innings	6.0	vs. Sam Houston	6/4/23
Longest Start	2.0	Portland	5/16/23
Shortest Start	2.0	Portland	5/16/23
Longest Relief	6.0	vs. Sam Houston	6/4/23
Hits	6	Arizona State	5/25/23
Runs	5	Portland	5/16/23
Earned Runs	5	Portland	5/16/23
Walks	2	2x (Utah)	5/7/23
Strikeouts	6	vs. Sam Houston	6/4/23



## 20 GABE GAECKLE

### SEASON HIGHS

Category	High	Opponent (Last)	Date
Innings	5.2	vs. Kansas State	2/21/25
Longest Start	5.2	vs. Kansas State	2/21/25
Shortest Start	3.0	Charlotte	2/28/25
Longest Relief	--	--	--
Hits	10	Charlotte	2/28/25
Runs	9	Charlotte	2/28/25
Earned Runs	9	Charlotte	2/28/25
Walks	4	vs. Kansas State	2/21/25
Strikeouts	7	2x (Portland)	3/7/25

### CAREER HIGHS

Category	High	Opponent (Last)	Date
Innings	5.2	vs. Kansas State	2/21/25
Longest Start	5.2	vs. Kansas State	2/21/25
Shortest Start	3.0	Charlotte	2/28/25
Longest Relief	3.0	2x (SEMO)	5/31/24
Hits	10	Charlotte	2/28/25
Runs	9	Charlotte	2/28/25
Earned Runs	9	Charlotte	2/28/25
Walks	4	vs. Kansas State	2/21/25
Strikeouts	7	2x (Portland)	3/7/25



## 26 TATE MCGUIRE

## SEASON HIGHS

Category	High	Opponent (Last)	Date
Innings	2.0	ULM	3/5/25
Longest Start	--	--	--
Shortest Start	--	--	--
Longest Relief	2.0	ULM	3/5/25
Hits	2	vs. Kansas State	2/21/25
Runs	2	Charlotte	3/1/25
Earned Runs	2	Charlotte	3/1/25
Walks	1	Charlotte	3/1/25
Strikeouts	2	ULM	3/5/25

## CAREER HIGHS

Category	High	Opponent (Last)	Date
Innings	2.0	ULM	3/5/25
Longest Start	--	--	--
Shortest Start	--	--	--
Longest Relief	2.0	ULM	3/5/25
Hits	3	Grambling	2/27/24
Runs	2	Charlotte	3/1/25
Earned Runs	2	Charlotte	3/1/25
Walks	2	James Madison	2/18/24
Strikeouts	3	Grambling	2/27/24



## 29 COLE GIBLER

## SEASON HIGHS

Category	High	Opponent (Last)	Date
Innings	1.0	3x (ULM)	3/4/25
Longest Start	--	--	--
Shortest Start	--	--	--
Longest Relief	1.0	3x (ULM)	3/4/25
Hits	2	ULM	3/4/25
Runs	1	ULM	3/4/25
Earned Runs	1	ULM	3/4/25
Walks	1	2x (vs. Michigan)	2/23/25
Strikeouts	3	2x (ULM)	3/4/25

## CAREER HIGHS

Category	High	Opponent (Last)	Date
Innings	1.0	3x (ULM)	3/4/25
Longest Start	--	--	--
Shortest Start	--	--	--
Longest Relief	1.0	3x (ULM)	3/4/25
Hits	2	ULM	3/4/25
Runs	1	ULM	3/4/25
Earned Runs	1	ULM	3/4/25
Walks	1	2x (vs. Michigan)	2/23/25
Strikeouts	3	2x (ULM)	3/4/25



## 31 DYLAN CARTER

## SEASON HIGHS

Category	High	Opponent (Last)	Date
Innings	2.0	2x (ULM)	3/4/25
Longest Start	--	--	--
Shortest Start	--	--	--
Longest Relief	2.0	2x (ULM)	3/4/25
Hits	3	vs. Michigan	2/23/25
Runs	0	4x (ULM)	3/4/25
Earned Runs	0	4x (ULM)	3/4/25
Walks	1	2x (ULM)	3/4/25
Strikeouts	2	2x (ULM)	3/4/25

## CAREER HIGHS

Category	High	Opponent (Last)	Date
Innings	4.2	#16 Tennessee	4/16/23
Longest Start	--	--	--
Shortest Start	--	--	--
Longest Relief	3.2	Alabama	4/2/23
Hits	6	#16 Tennessee	4/16/23
Runs	6	at #1 LSU	3/25/23
Earned Runs	5	at #1 LSU	3/25/23
Walks	3	at #1 LSU	3/25/23
Strikeouts	3	4x (#16 Tennessee)	4/16/23



## 32 HUNTER DIETZ

## SEASON HIGHS

Category	High	Opponent (Last)	Date
Innings	--	--	--
Longest Start	--	--	--
Shortest Start	--	--	--
Longest Relief	--	--	--
Hits	--	--	--
Runs	--	--	--
Earned Runs	--	--	--
Walks	--	--	--
Strikeouts	--	--	--

## CAREER HIGHS

Category	High	Opponent (Last)	Date
Innings	0.2	vs. #8 LSU	3/30/24
Longest Start	--	--	--
Shortest Start	--	--	--
Longest Relief	0.2	vs. #8 LSU	3/30/24
Hits	1	vs. #8 LSU	3/30/24
Runs	0	2x (San Jose State)	4/9/24
Earned Runs	0	2x (San Jose State)	4/9/24
Walks	1	2x (San Jose State)	4/9/24
Strikeouts	1	2x (San Jose State)	4/9/24



## 33 ZACH ROOT

### SEASON HIGHS

Category	High	Opponent (Last)	Date
Innings	5.1	Charlotte	3/1/25
Longest Start	5.1	Charlotte	3/1/25
Shortest Start	5.0	2x (vs. #22 TCU)	2/22/25
Longest Relief	--	--	--
Hits	5	Charlotte	3/1/25
Runs	3	Charlotte	3/1/25
Earned Runs	3	Charlotte	3/1/25
Walks	2	Charlotte	3/1/25
Strikeouts	10	vs. #22 TCU	2/22/25

### CAREER HIGHS

Category	High	Opponent (Last)	Date
Innings	7.0	3x (UAB)	3/29/24
Longest Start	7.0	3x (UAB)	3/29/24
Shortest Start	3.0	Rice	5/24/24
Longest Relief	5.0	at Elon	3/28/23
Hits	9	Wichita State	4/20/24
Runs	7	Wichita State	4/20/24
Earned Runs	6	Wichita State	4/20/24
Walks	5	Charlotte	4/13/24
Strikeouts	10	2x (vs. #22 TCU)	2/22/25



## 35 LANDON BEIDELSCHIES

### SEASON HIGHS

Category	High	Opponent (Last)	Date
Innings	6.1	Charlotte	3/2/25
Longest Start	6.1	Charlotte	3/2/25
Shortest Start	5.0	Washington State	2/17/25
Longest Relief	2.2	vs. #22 TCU	2/22/25
Hits	4	2x (Charlotte)	3/2/25
Runs	1	2x (Charlotte)	3/2/25
Earned Runs	1	2x (Charlotte)	3/2/25
Walks	1	3x (Charlotte)	3/2/25
Strikeouts	7	2x (Charlotte)	3/2/25

### CAREER HIGHS

Category	High	Opponent (Last)	Date
Innings	7.0	3x (at Rutgers)	5/16/24
Longest Start	7.0	3x (at Rutgers)	5/16/24
Shortest Start	4.0	2x (at Cal Poly)	3/8/24
Longest Relief	2.2	vs. #22 TCU	2/22/25
Hits	9	Michigan State	4/26/24
Runs	6	Michigan State	4/26/24
Earned Runs	6	Michigan State	4/26/24
Walks	4	2x (Michigan)	4/19/24
Strikeouts	12	at West Virginia	3/15/24



## 36 PARKER COIL

### SEASON HIGHS

Category	High	Opponent (Last)	Date
Innings	2.0	Charlotte	2/28/25
Longest Start	--	--	--
Shortest Start	--	--	--
Longest Relief	2.0	Charlotte	2/28/25
Hits	3	vs. Michigan	2/23/25
Runs	2	vs. Michigan	2/23/25
Earned Runs	0	6x (Charlotte)	3/2/25
Walks	0	6x (Charlotte)	3/2/25
Strikeouts	4	Charlotte	3/2/25

### CAREER HIGHS

Category	High	Opponent (Last)	Date
Innings	3.2	Army	3/7/23
Longest Start	3.2	Army	3/7/23
Shortest Start	2.0	vs. Lipscomb	5/2/23
Longest Relief	3.1	#14 Mississippi State	5/11/24
Hits	6	Army	3/7/23
Runs	4	2x (James Madison)	2/17/24
Earned Runs	4	2x (James Madison)	2/17/24
Walks	3	vs. #15 TCU	2/18/23
Strikeouts	4	2x (Charlotte)	3/2/25



## 38 COLIN FISHER

### SEASON HIGHS

Category	High	Opponent (Last)	Date
Innings	3.0	ULM	3/4/25
Longest Start	3.0	ULM	3/4/25
Shortest Start	--	--	--
Longest Relief	2.0	Charlotte	2/28/25
Hits	3	Charlotte	2/28/25
Runs	1	Charlotte	2/28/25
Earned Runs	1	Charlotte	2/28/25
Walks	1	2x (ULM)	3/4/25
Strikeouts	6	ULM	3/4/25

### CAREER HIGHS

Category	High	Opponent (Last)	Date
Innings	5.0	James Madison	2/19/24
Longest Start	5.0	James Madison	2/19/24
Shortest Start	1.0	Grambling	2/27/24
Longest Relief	2.2	at #23 Auburn	3/24/23
Hits	6	Texas Tech	4/17/24
Runs	3	Texas Tech	4/17/24
Earned Runs	3	Texas Tech	4/17/24
Walks	3	San Jose State	4/10/24
Strikeouts	6	2x (ULM)	3/4/25






**40 BEN BYBEE**

**SEASON HIGHS**

Category	High	Opponent (Last)	Date
Innings	4.0	ULM	3/5/25
Longest Start	4.0	ULM	3/5/25
Shortest Start	3.0	Grambling	2/25/25
Longest Relief	1.0	Washington State	2/17/25
Hits	5	ULM	3/5/25
Runs	3	ULM	3/5/25
Earned Runs	3	ULM	3/5/25
Walks	2	Grambling	2/25/25
Strikeouts	2	2x (ULM)	3/5/25

**CAREER HIGHS**

Category	High	Opponent (Last)	Date
Innings	5.0	2x (San Jose State)	4/9/24
Longest Start	5.0	2x (San Jose State)	4/9/24
Shortest Start	0.2	Alabama	4/2/23
Longest Relief	3.0	Kansas State	6/1/24
Hits	6	2x (Texas Tech)	4/16/24
Runs	6	Texas Tech	4/16/24
Earned Runs	6	Texas Tech	4/16/24
Walks	4	2x (#14 Mississippi State)	5/11/24
Strikeouts	6	2x (Missouri State)	5/1/24



**44 CARSON WIGGINS**

**SEASON HIGHS**

Category	High	Opponent (Last)	Date
Innings	1.0	3x (Charlotte)	3/1/25
Longest Start	--	--	--
Shortest Start	--	--	--
Longest Relief	1.0	3x (Charlotte)	3/1/25
Hits	1	2x (vs. Michigan)	2/23/25
Runs	1	vs. Michigan	2/23/25
Earned Runs	1	vs. Michigan	2/23/25
Walks	1	vs. Michigan	2/23/25
Strikeouts	2	Charlotte	3/1/25

**CAREER HIGHS**

Category	High	Opponent (Last)	Date
Innings	1.0	3x (Charlotte)	3/1/25
Longest Start	--	--	--
Shortest Start	--	--	--
Longest Relief	1.0	3x (Charlotte)	3/1/25
Hits	1	2x (vs. Michigan)	2/23/25
Runs	1	vs. Michigan	2/23/25
Earned Runs	1	vs. Michigan	2/23/25
Walks	1	vs. Michigan	2/23/25
Strikeouts	1	2x (Grambling)	2/25/25




**41 WILL McENTIRE**

**SEASON HIGHS**

Category	High	Opponent (Last)	Date
Innings	2.2	Washington State [DH-1]	2/14/25
Longest Start	--	--	--
Shortest Start	--	--	--
Longest Relief	2.2	Washington State [DH-1]	2/14/25
Hits	2	2x (vs. Michigan)	2/23/25
Runs	2	vs. Michigan	2/23/25
Earned Runs	2	vs. Michigan	2/23/25
Walks	1	vs. Michigan	2/23/25
Strikeouts	3	Washington State [DH-1]	2/14/25

**CAREER HIGHS**

Category	High	Opponent (Last)	Date
Innings	9.0	Louisiana Tech	3/11/23
Longest Start	9.0	Louisiana Tech	3/11/23
Shortest Start	1.1	2x (at #5 Texas A&M)	5/18/24
Longest Relief	6.0	#6 South Carolina	5/13/23
Hits	9	at #1 LSU	3/25/23
Runs	7	at #1 LSU	3/25/23
Earned Runs	7	at #1 LSU	3/25/23
Walks	4	2x (at #6 Oklahoma State)	6/5/22
Strikeouts	9	2x (#6 South Carolina)	5/13/23



**46 CHRISTIAN FOUTCH**

**SEASON HIGHS**

Category	High	Opponent (Last)	Date
Innings	2.0	Washington State [DH-1]	2/14/25
Longest Start	--	--	--
Shortest Start	--	--	--
Longest Relief	2.0	Washington State [DH-1]	2/14/25
Hits	2	2x (Charlotte)	3/2/25
Runs	2	Charlotte	3/2/25
Earned Runs	2	Charlotte	3/2/25
Walks	2	vs. #22 TCU	2/22/25
Strikeouts	1	2x (Charlotte)	2/28/25

**CAREER HIGHS**

Category	High	Opponent (Last)	Date
Innings	2.0	5x (Washington State [DH-1])	2/14/25
Longest Start	--	--	--
Shortest Start	--	--	--
Longest Relief	2.0	5x (Washington State [DH-1])	2/14/25
Hits	6	Little Rock	4/12/23
Runs	4	Little Rock	4/12/23
Earned Runs	4	Little Rock	4/12/23
Walks	2	6x (vs. #22 TCU)	2/22/25
Strikeouts	3	vs. South Carolina	5/22/24

# A ||| OVERALL STATISTICS

Record: 13-1 Home: 11-0 Away: 0-0 Neutral: 2-1 SEC: 0-0

Player	avg	gp-gs	ab	r	h	2b	3b	hr	rbi	tb	slg%	bb	hp	so	gdp	ob%	sf	sh	sb-att	po	a	e	fld%	
25 Kuhio Aloy	.550	11-10	40	17	22	6	0	6	29	46	1.150	8	0	7	1	.625	0	0	0-0	0	0	0	.000	
10 Brent Iredale	.419	14-14	43	19	18	5	0	5	22	38	.884	13	4	8	0	.565	2	0	1-1	5	25	0	1.000	
9 Wehiwa Aloy	.415	14-14	53	19	22	6	0	5	13	43	.811	7	6	7	1	.530	0	0	2-2	17	30	2	.959	
22 Logan Maxwell	.351	10-10	37	11	13	0	0	2	7	19	.514	8	0	6	1	.457	1	0	0-0	6	0	0	1.000	
8 Cam Kozeal	.306	10-8	36	6	11	3	0	1	5	17	.472	0	0	7	0	.306	0	1	0-0	41	10	0	1.000	
4 Justin Thomas Jr.	.281	13-12	32	11	9	2	0	1	3	14	.438	11	2	11	1	.489	0	1	3-6	19	1	0	1.000	
24 Charles Davalan	.280	14-13	50	18	14	2	0	2	13	22	.440	10	3	2	0	.429	0	0	1-2	19	0	0	1.000	
5 Kendall Diggs	.259	10-8	27	5	7	2	1	1	4	14	.519	4	1	9	0	.375	0	0	1-2	17	0	0	1.000	
27 Ryder Helfrick	.235	13-12	34	7	8	1	1	2	8	17	.500	9	2	15	0	.413	1	1	0-1	112	6	2	.983	
3 Nolan Souza	.176	12-10	34	6	6	1	0	2	6	13	.382	5	0	13	0	.282	0	0	2-2	12	15	0	1.000	
1 Rocco Peppi	.174	9-8	23	6	4	2	0	0	8	6	.261	4	4	3	1	.375	1	0	0-0	45	7	1	.981	
-----																								
28 Carson Boles	.571	6-2	7	4	4	2	0	0	2	6	.857	4	0	1	0	.727	0	0	0-0	4	0	0	1.000	
17 Zane Becker	.444	6-2	9	2	4	2	0	0	1	6	.667	1	1	1	0	.545	0	0	0-0	25	0	0	1.000	
6 Gabe Fraser	.143	5-2	7	1	1	0	0	0	1	1	.143	0	0	1	0	.125	1	0	0-0	0	2	1	.667	
18 Reese Robinett	.000	7-0	4	0	0	0	0	0	0	0	.000	1	0	3	0	.200	0	0	0-0	11	1	0	1.000	
42 Michael Anderson	.000	1-1	4	0	0	0	0	0	0	0	.000	0	0	1	0	.000	0	0	0-0	3	0	0	1.000	
Totals	.325	14	440	132	143	34	2	27	122	262	.595	85	23	95	5	.453	6	3	10-16	345	116	6	.987	
Opponents	.229	14	420	46	96	19	3	8	44	145	.345	34	13	136	9	.305	2	4	14-18	315	117	16	.964	

LOB - Team (110), Opp (82). DPs turned - Team (14), Opp (6). IBB - Team (2), Maxwell 2. Picked off - W. Aloy 1, Fraser 1.

## (All games Sorted by Earned run avg)

Player	era	w-l	app	gs	cg	sho	sv	ip	h	r	er	bb	so	2b	3b	hr	b/avg	wp	hp	bk	sfa	sha
35 Landon Beidelschie	1.29	2-0	3	2	0	0/0	0	14.0	9	2	2	3	14	1	0	1	.191	0	0	0	0	1
33 Zach Root	2.93	1-0	3	3	0	0/0	0	15.1	9	5	5	5	26	3	0	0	.161	1	3	0	0	0
20 Gabe Gaeckle	6.16	1-0	4	4	0	0/0	0	19.0	18	13	13	9	19	4	2	1	.247	4	2	0	0	1
-----																						
36 Parker Coil	0.00	0-0	6	0	0	0/0	0	8.0	5	2	0	0	9	1	0	0	.172	0	0	0	1	0
31 Dylan Carter	0.00	3-0	4	0	0	0/0	0	6.2	8	0	0	2	6	2	0	0	.320	4	1	0	0	0
38 Colin Fisher	1.29	1-0	4	1	0	0/0	0	7.0	4	1	1	2	12	1	0	1	.167	1	0	0	0	0
14 Gage Wood	2.57	0-0	2	2	0	0/0	0	7.0	4	3	2	1	13	1	1	0	.160	1	1	0	1	0
44 Carson Wiggins	3.00	0-0	4	0	0	0/0	2	3.0	2	1	1	1	4	1	0	0	.182	2	0	0	0	0
29 Cole Gibler	3.00	0-0	3	0	0	0/0	0	3.0	2	1	1	2	7	1	0	0	.200	0	1	0	0	0
16 Aiden Jimenez	3.60	1-0	4	0	0	0/0	0	5.0	8	2	2	2	6	2	0	0	.400	0	0	0	0	0
41 Will McEntire	4.05	1-0	5	0	0	0/0	0	6.2	5	3	3	1	6	0	0	3	.227	1	0	0	0	1
46 Christian Foutch	4.15	1-0	4	0	0	0/0	2	4.1	5	3	2	2	2	0	0	0	.313	1	3	0	0	1
26 Tate McGuire	5.06	0-1	5	0	0	0/0	1	5.1	4	3	3	1	5	1	0	1	.222	0	0	0	0	0
40 Ben Bybee	5.62	2-0	3	2	0	0/0	0	8.0	8	5	5	3	4	1	0	1	.258	0	0	0	0	0
13 Steele Eaves	6.75	0-0	2	0	0	0/0	0	2.2	5	2	2	0	3	0	0	0	.385	1	2	0	0	0
Totals	3.29	13-1	14	14	0	0/0	5	115.0	96	46	42	34	136	19	3	8	.229	16	13	0	2	4
Opponents	10.71	1-13	14	14	0	0/0	0	105.0	143	132	125	85	95	34	2	27	.325	16	23	4	6	3

PB - Team (2), Helfrick 1, Becker 1, Opp (1). Pickoffs - Team (2), McGuire 1, Carter 1, Opp (2). SBA/ATT - Helfrick (11-14), Bybee (4-4), Gaeckle (3-3), Becker (3-3), Beidelschies (1-3), Foutch (2-2), Fisher (1-2), Coil (2-2), McEntire (0-1), Root (1-1).



Score by innings	1	2	3	4	5	6	7	8	9	EX	Total
Arkansas	12	14	16	32	23	14	16	2	1	2	132
Opponents	10	3	2	9	2	10	4	1	4	1	46

**Record when ...**

Overall	13-1	After 6 leading	11-0
Conference	0-0	..... trailing	1-0
Non-Conference	13-1	..... tied	1-1
Home games	11-0	After 7 leading	6-0
Away games	0-0	..... trailing	0-1
Neutral site	2-1	..... tied	1-0
Day games	12-0	After 8 leading	6-0
Night games	1-1	..... trailing	0-1
vs Left starter	4-1	..... tied	1-0
vs Right starter	9-0		
1-Run games	4-1	Hit 0 home runs	3-0
2-Run games	1-0	... 1 home run	3-0
5+Run games	6-0	... 2+ home runs	7-1
Extra innings	1-0		
Shutouts	0-0	Opponent 0 home runs	7-1
		..... 1 home run	4-0
Scoring 0-2 runs	1-1	..... 2+ HRs	2-0
..... 3-5 runs	3-0		
..... 6-9 runs	2-0	Made 0 errors	10-1
..... 10+ runs	7-0	.... 1 error	0-0
		.... 2+ errors	3-0
Opponent 0-2 runs	6-0		
..... 3-5 runs	5-1	Opp. made 0 errors	4-1
..... 6-9 runs	1-0	..... 1 error	3-0
..... 10+ runs	1-0	..... 2+ errors	6-0
Scored in 1st inning	6-0	Out-hit opponent	9-0
Opp. scored in 1st	4-0	Out-hit by opponent	3-1
Scores first	7-0	Hits are tied	1-0
Opp. scores first	6-1		

**Record when team scores:**

Runs	0	1	2	3	4	5	6	7	8	9	10+
W-L	0-0	0-0	1-1	1-0	1-0	1-0	0-0	0-0	2-0	0-0	7-0

**Record when opponent scores:**

Runs	0	1	2	3	4	5	6	7	8	9	10+
W-L	0-0	2-0	4-0	4-1	0-0	1-0	1-0	0-0	0-0	0-0	1-0

**Record when leading after:**

Inn.	1	2	3	4	5	6	7	8
W-L	6-0	7-0	9-0	10-0	10-0	11-0	6-0	6-0

**Record when trailing after:**

Inn.	1	2	3	4	5	6	7	8
W-L	2-0	2-0	1-1	1-1	1-1	1-0	0-1	0-1

**Record when tied after:**

Inn.	1	2	3	4	5	6	7	8
W-L	5-1	4-1	3-0	2-0	2-0	1-1	1-0	1-0

Current winning streak: 9

Longest winning streak: 9

Longest losing streak: 1

Home attendance : 93457 ( 10 dates avg = 9345 )

Away attendance : 44742 ( 3 dates avg = 14914 )

Total attendance: 138199 ( 13 dates avg = 10630 )



# ||| MISCELLANEOUS STATS

<b>Multiple Hit Games</b>	<b>2</b>	<b>3</b>	<b>4</b>	<b>5+</b>	<b>Total</b>
25 Kuhio Aloy	6	1	1	-	8
9 Wehiwa Aloy	3	2	1	-	6
10 Brent Iredale	3	2	-	-	5
22 Logan Maxwell	3	1	-	-	4
24 Charles Davalan	3	-	-	-	3
8 Cam Kozeal	3	-	-	-	3
3 Nolan Souza	1	-	-	-	1
4 Justin Thomas Jr.	1	-	-	-	1
28 Carson Boles	1	-	-	-	1
17 Zane Becker	1	-	-	-	1
1 Rocco Peppi	1	-	-	-	1
TEAM	26	6	2	0	34

<b>Multiple RBI Games</b>	<b>2</b>	<b>3</b>	<b>4</b>	<b>5+</b>	<b>Total</b>
25 Kuhio Aloy	2	4	1	1	8
9 Wehiwa Aloy	4	-	1	-	5
10 Brent Iredale	2	1	1	1	5
24 Charles Davalan	3	1	1	-	5
22 Logan Maxwell	2	-	-	-	2
1 Rocco Peppi	1	-	1	-	2
27 Ryder Helfrick	-	2	-	-	2
8 Cam Kozeal	1	-	-	-	1
3 Nolan Souza	-	1	-	-	1
5 Kendall Diggs	1	-	-	-	1
28 Carson Boles	1	-	-	-	1
TEAM	17	9	5	2	33

<b>Hitting Streaks</b>	<b>Longest</b>	<b>Current</b>
25 Kuhio Aloy	11	11
9 Wehiwa Aloy	8	8
22 Logan Maxwell	6	6
8 Cam Kozeal	5	-
10 Brent Iredale	5	1
5 Kendall Diggs	5	2
24 Charles Davalan	5	2
3 Nolan Souza	4	4
28 Carson Boles	3	3
27 Ryder Helfrick	3	-
4 Justin Thomas Jr.	3	1
17 Zane Becker	2	1
1 Rocco Peppi	2	-
6 Gabe Fraser	1	-

<b>Reached Base Streaks</b>	<b>Longest</b>	<b>Current</b>
9 Wehiwa Aloy	14	14
10 Brent Iredale	14	14
25 Kuhio Aloy	11	11
22 Logan Maxwell	10	10
5 Kendall Diggs	8	8
24 Charles Davalan	8	8
4 Justin Thomas Jr.	7	7
27 Ryder Helfrick	6	6
8 Cam Kozeal	5	-
28 Carson Boles	5	5
3 Nolan Souza	4	4
17 Zane Becker	2	1
1 Rocco Peppi	2	1
6 Gabe Fraser	1	-
18 Reese Robinett	1	-

### Starting Lineup By Position (Team W-L record when starter)

PITCHER:		
20 Gabe Gaeckle	4	(3-1)
33 Zach Root	3	(3-0)
14 Gage Wood	2	(2-0)
35 Landon Beidelschi	2	(2-0)
40 Ben Bybee	2	(2-0)
38 Colin Fisher	1	(1-0)
CATCHER:		
27 Ryder Helfrick	12	(11-1)
17 Zane Becker	2	(2-0)
FIRST BASE:		
1 Rocco Peppi	7	(6-1)
8 Cam Kozeal	6	(6-0)
42 Michael Anderson	1	(1-0)
SECOND BASE:		
3 Nolan Souza	10	(9-1)
8 Cam Kozeal	2	(2-0)
6 Gabe Fraser	2	(2-0)
THIRD BASE:		
10 Brent Iredale	14	(13-1)
SHORTSTOP:		
9 Wehiwa Aloy	14	(13-1)
LEFT FIELD:		
24 Charles Davalan	7	(6-1)
4 Justin Thomas Jr.	4	(4-0)
22 Logan Maxwell	2	(2-0)
28 Carson Boles	1	(1-0)
CENTER FIELD:		
4 Justin Thomas Jr.	8	(7-1)
24 Charles Davalan	6	(6-0)
RIGHT FIELD:		
5 Kendall Diggs	8	(7-1)
22 Logan Maxwell	4	(4-0)
1 Rocco Peppi	1	(1-0)
28 Carson Boles	1	(1-0)
DESIGNATED HITTER:		
25 Kuhio Aloy	10	(9-1)
22 Logan Maxwell	4	(4-0)

### Starting Lineup By Lineup Spot (Team W-L record when starter)

LEADOFF:		
24 Charles Davalan	13	(12-1)
4 Justin Thomas Jr.	1	(1-0)
2ND SPOT:		
9 Wehiwa Aloy	14	(13-1)
3RD SPOT:		
22 Logan Maxwell	10	(10-0)
10 Brent Iredale	2	(1-1)
1 Rocco Peppi	2	(2-0)
CLEANUP:		
10 Brent Iredale	10	(10-0)
25 Kuhio Aloy	4	(3-1)
5TH SPOT:		
25 Kuhio Aloy	5	(5-0)
5 Kendall Diggs	3	(3-0)
10 Brent Iredale	2	(2-0)
8 Cam Kozeal	2	(2-0)
1 Rocco Peppi	1	(0-1)
3 Nolan Souza	1	(1-0)
6TH SPOT:		
1 Rocco Peppi	5	(5-0)
5 Kendall Diggs	4	(3-1)
27 Ryder Helfrick	2	(2-0)
8 Cam Kozeal	2	(2-0)
25 Kuhio Aloy	1	(1-0)
7TH SPOT:		
27 Ryder Helfrick	4	(3-1)
3 Nolan Souza	4	(4-0)
28 Carson Boles	2	(2-0)
8 Cam Kozeal	2	(2-0)
42 Michael Anderson	1	(1-0)
5 Kendall Diggs	1	(1-0)
8TH SPOT:		
27 Ryder Helfrick	4	(4-0)
3 Nolan Souza	4	(3-1)
6 Gabe Fraser	2	(2-0)
17 Zane Becker	2	(2-0)
8 Cam Kozeal	2	(2-0)
9TH SPOT:		
4 Justin Thomas Jr.	11	(10-1)
27 Ryder Helfrick	2	(2-0)
3 Nolan Souza	1	(1-0)

**STARTERS SUMMARY**

Player	GS	Position											Batting Order									
		p	c	1b	2b	3b	ss	lf	cf	rf	of	dh	1st	2nd	3rd	4th	5th	6th	7th	8th	9th	
10 Brent Iredale	14	.	.	.	.	14	.	.	.	.	.	.	.	.	.	2	10	2	.	.	.	.
9 Wehiwa Aloy	14	.	.	.	.	.	14	.	.	.	.	.	.	.	.	14	.	.	.	.	.	.
24 Charles Davala	13	.	.	.	.	.	.	7	6	.	.	.	.	.	13	.	.	.	.	.	.	.
27 Ryder Helfrick	12	.	12	.	.	.	.	.	.	.	.	.	.	.	.	.	.	.	2	4	4	2
4 Justin Thomas J	12	.	.	.	.	.	.	4	8	.	.	.	.	.	1	.	.	.	.	.	.	11
22 Logan Maxwell	10	.	.	.	.	.	.	2	.	4	.	4	.	.	.	10	.	.	.	.	.	.
25 Kuhio Aloy	10	.	.	.	.	.	.	.	.	.	.	.	.	10	.	.	.	4	5	1	.	.
3 Nolan Souza	10	.	.	.	10	.	.	.	.	.	.	.	.	.	.	.	.	1	.	4	4	1
5 Kendall Diggs	8	.	.	.	.	.	.	.	.	.	8	.	.	.	.	.	.	3	4	1	.	.
8 Cam Kozeal	8	.	.	6	2	.	.	.	.	.	.	.	.	.	.	.	.	2	2	2	2	.
1 Rocco Peppi	8	.	.	7	.	.	.	.	.	.	1	.	.	.	.	.	2	1	5	.	.	.
20 Gabe Gaeckle	4	4	.	.	.	.	.	.	.	.	.	.	.	.	.	.	.	.	.	.	.	.
33 Zach Root	3	3	.	.	.	.	.	.	.	.	.	.	.	.	.	.	.	.	.	.	.	.
40 Ben Bybee	2	2	.	.	.	.	.	.	.	.	.	.	.	.	.	.	.	.	.	.	.	.
17 Zane Becker	2	.	2	.	.	.	.	.	.	.	.	.	.	.	.	.	.	.	.	.	.	2
35 Landon Beidels	2	2	.	.	.	.	.	.	.	.	.	.	.	.	.	.	.	.	.	.	.	.
14 Gage Wood	2	2	.	.	.	.	.	.	.	.	.	.	.	.	.	.	.	.	.	.	.	.
6 Gabe Fraser	2	.	.	.	2	.	.	.	.	.	.	.	.	.	.	.	.	.	.	.	.	2
28 Carson Boles	2	.	.	.	.	.	.	1	.	1	.	.	.	.	.	.	.	.	.	.	2	.
38 Colin Fisher	1	1	.	.	.	.	.	.	.	.	.	.	.	.	.	.	.	.	.	.	.	.
42 Michael Anders	1	.	.	1	.	.	.	.	.	.	.	.	.	.	.	.	.	.	.	.	1	.



#42 Michael Anderson - 1 game (All games)

Date	Opponent	Pos	AB	R	H	RBI	2B	3B	HR	BB	SB	CS	HBP	SAC	SF	GDP	K	PO	A	E	Avg
Feb 14	WASHINGTON ST	*1b	4	0	0	0	0	0	0	0	0	0	0	0	0	0	1	3	0	0	.000
Totals		1gs	4	0	0	0	0	0	0	0	0	0	0	0	0	0	1	3	0	0	.000

On base pct. .000 • Slugging pct. .000

#17 Zane Becker - 6 games (All games)

Date	Opponent	Pos	AB	R	H	RBI	2B	3B	HR	BB	SB	CS	HBP	SAC	SF	GDP	K	PO	A	E	Avg
Feb 14	WASHINGTON ST	pr/c	0	1	0	0	0	0	0	0	0	0	0	0	0	0	0	1	0	0	.000
Feb 15	WASHINGTON ST	*c	3	0	2	1	2	0	0	0	0	0	0	0	0	0	0	8	0	0	.667
Feb 17	WASHINGTON ST	c	0	0	0	0	0	0	0	0	0	0	0	0	0	0	0	1	0	0	.667
Feb 23	vs Michigan	ph/c	2	0	1	0	0	0	0	1	0	0	0	0	0	0	0	6	0	0	.600
Feb 25	GRAMBLING	c	1	0	0	0	0	0	0	0	0	0	0	0	0	0	0	3	0	0	.500
Mar 05	ULM	*c	3	1	1	0	0	0	0	0	0	0	1	0	0	0	1	6	0	0	.444
Totals		2gs	9	2	4	1	2	0	0	1	0	0	1	0	0	0	1	25	0	0	.444

On base pct. .545 • Slugging pct. .667

#35 Landon Beidelschies - 3 games (All games)

Date	Opponent	Pos	AB	R	H	RBI	2B	3B	HR	BB	SB	CS	HBP	SAC	SF	GDP	K	PO	A	E	Avg
Feb 17	WASHINGTON ST	*p	0	0	0	0	0	0	0	0	0	0	0	0	0	0	0	0	1	0	.000
Feb 22	vs TCU	p	0	0	0	0	0	0	0	0	0	0	0	0	0	0	0	0	1	0	.000
Mar 02	CHARLOTTE	*p	0	0	0	0	0	0	0	0	0	0	0	0	0	0	0	1	1	0	.000
Totals		2gs	0	0	0	0	0	0	0	0	0	0	0	0	0	0	0	1	3	0	.000

On base pct. .000 • Slugging pct. .000

#35 Landon Beidelschies - 3 appearances (All games)

Date	Opponent	GS	IP	H	R	ER	BB	SO	2B	3B	HR	WP	BK	HBP	IBB	Score	W-L	Sv	ERA	NP
Feb 17	WASHINGTON ST	*	5.0	4	1	1	1	7	1	0	0	0	0	0	0	12-2	1-0	0	1.80	71
Feb 22	vs TCU		2.2	1	0	0	1	0	0	0	0	0	0	0	0	2-1	2-0	0	1.17	33
Mar 02	CHARLOTTE	*	6.1	4	1	1	1	7	0	0	1	0	0	0	0	4-3	2-0	0	1.29	92
Totals		2	14.0	9	2	2	3	14	1	0	1	0	0	0	0	18-6	2-0	0	1.29	-

#28 Carson Boles - 6 games (All games)

Date	Opponent	Pos	AB	R	H	RBI	2B	3B	HR	BB	SB	CS	HBP	SAC	SF	GDP	K	PO	A	E	Avg
Feb 14	WASHINGTON ST	of	1	1	1	0	0	0	0	0	0	0	0	0	0	0	0	0	0	0	1.000
Feb 15	WASHINGTON ST	pr	0	0	0	0	0	0	0	0	0	0	0	0	0	0	0	0	0	0	1.000
Feb 17	WASHINGTON ST	*of	4	2	2	2	1	0	0	0	0	0	0	0	0	0	1	0	0	0	.600
Feb 22	vs TCU	of	0	0	0	0	0	0	0	1	0	0	0	0	0	0	0	1	0	0	.600
Mar 02	CHARLOTTE	*of	2	0	1	0	1	0	0	1	0	0	0	0	0	0	0	1	0	0	.571
Mar 05	ULM	of	0	1	0	0	0	0	0	2	0	0	0	0	0	0	0	2	0	0	.571
Totals		2gs	7	4	4	2	2	0	0	4	0	0	0	0	0	0	1	4	0	0	.571

On base pct. .727 • Slugging pct. .857

#40 Ben Bybee - 2 games (All games)

Date	Opponent	Pos	AB	R	H	RBI	2B	3B	HR	BB	SB	CS	HBP	SAC	SF	GDP	K	PO	A	E	Avg
Feb 17	WASHINGTON ST	p	0	0	0	0	0	0	0	0	0	0	0	0	0	0	0	1	0	0	.000
Mar 05	ULM	*p	0	0	0	0	0	0	0	0	0	0	0	0	0	0	0	3	0	0	.000
Totals		1gs	0	0	0	0	0	0	0	0	0	0	0	0	0	0	0	4	0	0	.000

On base pct. .000 • Slugging pct. .000



# INDIVIDUAL GAME-BY-GAME

## #40 Ben Bybee - 3 appearances (All games)

Date	Opponent	GS	IP	H	R	ER	BB	SO	2B	3B	HR	WP	BK	HBP	IBB	Score	W-L	Sv	ERA	NP
Feb 17	WASHINGTON ST		1.0	2	1	1	0	0	1	0	0	0	0	0	0	12-2	0-0	0	9.00	17
Feb 25	GRAMBLING	*	3.0	1	1	1	2	2	0	0	0	0	0	0	0	14-3	1-0	0	4.50	47
Mar 05	ULM	*	4.0	5	3	3	1	2	0	0	1	0	0	0	0	15-3	2-0	0	5.62	58
Totals		2	8.0	8	5	5	3	4	1	0	1	0	0	0	0	41-8	2-0	0	5.62	-

## #31 Dylan Carter - 3 games (All games)

Date	Opponent	Pos	AB	R	H	RBI	2B	3B	HR	BB	SB	CS	HBP	SAC	SF	GDP	K	PO	A	E	Avg	
Feb 15	WASHINGTON ST	p	0	0	0	0	0	0	0	0	0	0	0	0	0	0	0	0	1	0	0	.000
Feb 23	vs Michigan	p	0	0	0	0	0	0	0	0	0	0	0	0	0	0	0	0	1	0	0	.000
Mar 04	ULM	p	0	0	0	0	0	0	0	0	0	0	0	0	0	0	0	0	1	0	0	.000
Totals		ogs	0	0	0	0	0	0	0	0	0	0	0	0	0	0	0	0	1	2	0	.000

On base pct. .000 • Slugging pct. .000

## #31 Dylan Carter - 4 appearances (All games)

Date	Opponent	GS	IP	H	R	ER	BB	SO	2B	3B	HR	WP	BK	HBP	IBB	Score	W-L	Sv	ERA	NP
Feb 15	WASHINGTON ST		1.2	2	0	0	0	1	1	0	0	1	0	0	0	5-2	1-0	0	0.00	23
Feb 23	vs Michigan		2.0	3	0	0	1	1	0	0	0	1	0	0	0	8-6	2-0	0	0.00	33
Feb 28	CHARLOTTE		1.0	2	0	0	0	2	1	0	0	0	0	1	0	11-10	3-0	0	0.00	24
Mar 04	ULM		2.0	1	0	0	1	2	0	0	0	2	0	0	0	14-1	3-0	0	0.00	34
Totals		0	6.2	8	0	0	2	6	2	0	0	4	0	1	0	38-19	3-0	0	0.00	-

## #36 Parker Coil - 6 appearances (All games)

Date	Opponent	GS	IP	H	R	ER	BB	SO	2B	3B	HR	WP	BK	HBP	IBB	Score	W-L	Sv	ERA	NP
Feb 14	WASHINGTON ST		0.1	1	0	0	0	0	0	0	0	0	0	0	0	3-2	0-0	0	0.00	5
Feb 15	WASHINGTON ST		1.1	1	0	0	0	1	0	0	0	0	0	0	0	5-2	0-0	0	0.00	16
Feb 21	vs Kansas State		1.0	0	0	0	0	0	0	0	0	0	0	0	0	2-3	0-0	0	0.00	12
Feb 23	vs Michigan		1.2	3	2	0	0	1	1	0	0	0	0	0	0	8-6	0-0	0	0.00	29
Feb 28	CHARLOTTE		2.0	0	0	0	0	3	0	0	0	0	0	0	0	11-10	0-0	0	0.00	25
Mar 02	CHARLOTTE		1.2	0	0	0	0	4	0	0	0	0	0	0	0	4-3	0-0	0	0.00	17
Totals		0	8.0	5	2	0	0	9	1	0	0	0	0	0	0	33-26	0-0	0	0.00	-

## #24 Charles Davalan - 14 games (All games)

Date	Opponent	Pos	AB	R	H	RBI	2B	3B	HR	BB	SB	CS	HBP	SAC	SF	GDP	K	PO	A	E	Avg
Feb 14	WASHINGTON ST	*of	4	1	1	0	0	0	0	1	0	0	0	0	0	0	0	4	0	0	.250
Feb 14	WASHINGTON ST	*of	5	1	2	3	0	0	0	0	0	0	0	0	0	0	1	0	0	0	.333
Feb 15	WASHINGTON ST	*of	4	1	1	0	1	0	0	0	0	0	0	0	0	0	0	3	0	0	.308
Feb 17	WASHINGTON ST	*of	4	1	1	2	0	0	0	1	1	0	0	0	0	0	0	1	0	0	.294
Feb 21	vs Kansas State	*of	2	0	0	0	0	0	0	1	0	0	1	0	0	0	0	2	0	0	.263
Feb 22	vs TCU	*of	4	0	0	0	0	0	0	0	0	0	0	0	0	0	1	1	0	0	.217
Feb 23	vs Michigan	*of	5	1	2	2	1	0	0	0	0	0	0	0	0	0	0	2	0	0	.250
Feb 25	GRAMBLING	*of	3	1	1	0	0	0	0	2	0	0	0	0	0	0	0	0	0	0	.258
Feb 28	CHARLOTTE	*of	4	1	1	2	0	0	1	1	0	0	0	0	0	0	0	0	0	0	.257
Mar 01	CHARLOTTE	*of/of	5	1	1	0	0	0	0	0	0	0	0	0	0	0	0	1	0	0	.250
Mar 02	CHARLOTTE	of	1	0	1	0	0	0	0	0	0	1	0	0	0	0	0	0	0	0	.268
Mar 04	ULM	*of	3	3	0	0	0	0	0	1	0	0	1	0	0	0	0	1	0	0	.250
Mar 05	ULM	*of	3	4	2	4	0	0	1	2	0	0	0	0	0	0	0	2	0	0	.277
Mar 07	PORTLAND	*of	3	3	1	0	0	0	0	1	0	0	1	0	0	0	0	2	0	0	.280
Totals		13gs	50	18	14	13	2	0	2	10	1	1	3	0	0	0	2	19	0	0	.280

On base pct. .429 • Slugging pct. .440





#5 Kendall Diggs - 10 games (All games)

Date	Opponent	Pos	AB	R	H	RBI	2B	3B	HR	BB	SB	CS	HBP	SAC	SF	GDP	K	PO	A	E	Avg
Feb 14	WASHINGTON ST	*of	4	0	0	0	0	0	0	0	0	0	0	0	0	0	2	1	0	0	.000
Feb 15	WASHINGTON ST	*of	3	1	1	0	1	0	0	1	0	1	0	0	0	0	1	4	0	0	.143
Feb 21	vs Kansas State	*of	4	0	1	0	0	0	0	0	0	0	0	0	0	0	2	1	0	0	.182
Feb 22	vs TCU	*of	2	0	1	0	0	0	0	0	1	0	0	0	0	0	0	2	0	0	.231
Feb 23	vs Michigan	*of	4	1	1	1	1	0	0	1	0	0	0	0	0	0	1	4	0	0	.235
Feb 28	CHARLOTTE	of	0	0	0	0	0	0	0	0	0	0	0	0	0	0	0	1	0	0	.235
Mar 01	CHARLOTTE	*of	3	1	1	0	0	0	0	1	0	0	0	0	0	0	2	2	0	0	.250
Mar 04	ULM	*of	3	0	0	0	0	0	0	0	0	0	1	0	0	0	1	0	0	0	.217
Mar 05	ULM	*of	3	1	1	1	0	0	1	0	0	0	0	0	0	0	0	2	0	0	.231
Mar 07	PORTLAND	of	1	1	1	2	0	1	0	1	0	0	0	0	0	0	0	0	0	0	.259
Totals		8gs	27	5	7	4	2	1	1	4	1	1	1	0	0	0	9	17	0	0	.259

On base pct. .375 • Slugging pct. .519

#13 Steele Eaves - 2 games (All games)

Date	Opponent	Pos	AB	R	H	RBI	2B	3B	HR	BB	SB	CS	HBP	SAC	SF	GDP	K	PO	A	E	Avg
Feb 25	GRAMBLING	p	0	0	0	0	0	0	0	0	0	0	0	0	0	0	0	0	1	0	.000
Mar 07	PORTLAND	p	0	0	0	0	0	0	0	0	0	0	0	0	0	0	0	0	1	0	.000
Totals		0gs	0	0	0	0	0	0	0	0	0	0	0	0	0	0	0	0	2	0	.000

On base pct. .000 • Slugging pct. .000

#13 Steele Eaves - 2 appearances (All games)

Date	Opponent	GS	IP	H	R	ER	BB	SO	2B	3B	HR	WP	BK	HBP	IBB	Score	W-L	Sv	ERA	NP
Feb 25	GRAMBLING		1.0	1	1	1	0	2	0	0	0	1	0	1	0	14-3	0-0	0	9.00	19
Mar 07	PORTLAND		1.2	4	1	1	0	1	0	0	0	0	0	1	0	20-3	0-0	0	6.75	31
Totals		0	2.2	5	2	2	0	3	0	0	0	1	0	2	0	34-6	0-0	0	6.75	-

On base pct. .000 • Slugging pct. .000

#38 Colin Fisher - 1 game (All games)

Date	Opponent	Pos	AB	R	H	RBI	2B	3B	HR	BB	SB	CS	HBP	SAC	SF	GDP	K	PO	A	E	Avg
Mar 04	ULM	*p	0	0	0	0	0	0	0	0	0	0	0	0	0	0	0	0	1	0	.000
Totals		1gs	0	0	0	0	0	0	0	0	0	0	0	0	0	0	0	0	1	0	.000

On base pct. .000 • Slugging pct. .000

#38 Colin Fisher - 4 appearances (All games)

Date	Opponent	GS	IP	H	R	ER	BB	SO	2B	3B	HR	WP	BK	HBP	IBB	Score	W-L	Sv	ERA	NP
Feb 23	vs Michigan		1.0	0	0	0	1	2	0	0	0	0	0	0	0	8-6	0-0	0	0.00	14
Feb 25	GRAMBLING		1.0	0	0	0	0	1	0	0	0	0	0	0	0	14-3	0-0	0	0.00	11
Feb 28	CHARLOTTE		2.0	3	1	1	0	3	1	0	1	1	0	0	0	11-10	0-0	0	2.25	33
Mar 04	ULM	*	3.0	1	0	0	1	6	0	0	0	0	0	0	0	14-1	1-0	0	1.29	41
Totals		1	7.0	4	1	1	2	12	1	0	1	1	0	0	0	47-20	1-0	0	1.29	-

On base pct. .000 • Slugging pct. .000

#46 Christian Foutch - 1 game (All games)

Date	Opponent	Pos	AB	R	H	RBI	2B	3B	HR	BB	SB	CS	HBP	SAC	SF	GDP	K	PO	A	E	Avg
Feb 14	WASHINGTON ST	p	0	0	0	0	0	0	0	0	0	0	0	0	0	0	0	0	1	0	.000
Totals		0gs	0	0	0	0	0	0	0	0	0	0	0	0	0	0	0	0	1	0	.000

On base pct. .000 • Slugging pct. .000



# ||| INDIVIDUAL GAME-BY-GAME

## #46 Christian Foutch - 4 appearances (All games)

Date	Opponent	GS	IP	H	R	ER	BB	SO	2B	3B	HR	WP	BK	HBP	IBB	Score	W-L	Sv	ERA	NP
Feb 14	WASHINGTON ST		2.0	2	1	0	0	0	0	0	0	0	0	0	0	3-2	1-0	0	0.00	32
Feb 22	vs TCU		1.1	1	0	0	2	1	0	0	0	0	0	0	0	2-1	1-0	1	0.00	29
Feb 28	CHARLOTTE		1.0	0	0	0	0	1	0	0	0	0	0	2	0	11-10	1-0	2	0.00	13
Mar 02	CHARLOTTE		0.0	2	2	2	0	0	0	0	0	1	0	1	0	4-3	1-0	2	4.15	11
Totals		0	4.1	5	3	2	2	2	0	0	0	1	0	3	0	20-16	1-0	2	4.15	-

## #6 Gabe Fraser - 5 games (All games)

Date	Opponent	Pos	AB	R	H	RBI	2B	3B	HR	BB	SB	CS	HBP	SAC	SF	GDP	K	PO	A	E	Avg	
Feb 15	WASHINGTON ST	pr	0	0	0	0	0	0	0	0	0	0	0	0	0	0	0	0	0	0	0	.000
Feb 22	vs TCU	*2b	3	0	0	0	0	0	0	0	0	0	0	0	0	0	1	0	2	1	.000	
Feb 25	GRAMBLING	2b	0	0	0	1	0	0	0	0	0	0	0	0	1	0	0	0	0	0	.000	
Mar 02	CHARLOTTE	*2b	3	0	1	0	0	0	0	0	0	0	0	0	0	0	0	0	0	0	.167	
Mar 05	ULM	pr/2b	1	1	0	0	0	0	0	0	0	0	0	0	0	0	0	0	0	0	.143	
Totals		2gs	7	1	1	1	0	0	0	0	0	0	0	0	1	0	1	0	2	1	.143	

On base pct. .125 • Slugging pct. .143

## #20 Gabe Gaeckle - 3 games (All games)

Date	Opponent	Pos	AB	R	H	RBI	2B	3B	HR	BB	SB	CS	HBP	SAC	SF	GDP	K	PO	A	E	Avg
Feb 21	vs Kansas State	*p	0	0	0	0	0	0	0	0	0	0	0	0	0	0	0	1	3	0	.000
Feb 28	CHARLOTTE	*p	0	0	0	0	0	0	0	0	0	0	0	0	0	0	0	0	1	0	.000
Mar 07	PORTLAND	*p	0	0	0	0	0	0	0	0	0	0	0	0	0	0	0	0	1	0	.000
Totals		3gs	0	0	0	0	0	0	0	0	0	0	0	0	0	0	0	1	5	0	.000

On base pct. .000 • Slugging pct. .000

## #20 Gabe Gaeckle - 4 appearances (All games)

Date	Opponent	GS	IP	H	R	ER	BB	SO	2B	3B	HR	WP	BK	HBP	IBB	Score	W-L	Sv	ERA	NP
Feb 14	WASHINGTON ST	*	5.0	1	0	0	1	7	0	0	0	1	0	1	0	3-2	0-0	0	0.00	78
Feb 21	vs Kansas State	*	5.2	5	2	2	4	2	1	0	0	0	0	0	0	2-3	0-0	0	1.69	99
Feb 28	CHARLOTTE	*	3.0	10	9	9	1	3	3	1	1	2	0	0	0	11-10	0-0	0	7.24	66
Mar 07	PORTLAND	*	5.1	2	2	2	3	7	0	1	0	1	0	1	0	20-3	1-0	0	6.16	87
Totals		4	19.0	18	13	13	9	19	4	2	1	4	0	2	0	36-18	1-0	0	6.16	-

## #29 Cole Gibler - 3 appearances (All games)

Date	Opponent	GS	IP	H	R	ER	BB	SO	2B	3B	HR	WP	BK	HBP	IBB	Score	W-L	Sv	ERA	NP
Feb 17	WASHINGTON ST		1.0	0	0	0	1	1	0	0	0	0	0	0	0	12-2	0-0	0	0.00	12
Feb 23	vs Michigan		1.0	0	0	0	1	3	0	0	0	0	0	1	0	8-6	0-0	0	0.00	25
Mar 04	ULM		1.0	2	1	1	0	3	1	0	0	0	0	0	0	14-1	0-0	0	3.00	22
Totals		0	3.0	2	1	1	2	7	1	0	0	0	0	1	0	34-9	0-0	0	3.00	-



#27 Ryder Helfrick - 13 games (All games)

Date	Opponent	Pos	AB	R	H	RBI	2B	3B	HR	BB	SB	CS	HBP	SAC	SF	GDP	K	PO	A	E	Avg
Feb 14	WASHINGTON ST	*c	2	1	1	0	0	0	0	2	0	1	0	0	0	0	1	11	1	1	.500
Feb 14	WASHINGTON ST	*c	3	0	1	3	0	1	0	1	0	0	0	0	0	0	1	8	0	0	.400
Feb 15	WASHINGTON ST	c	1	0	0	0	0	0	0	0	0	0	0	0	0	0	0	2	0	0	.333
Feb 17	WASHINGTON ST	*c	2	2	1	0	1	0	0	2	0	0	0	0	0	0	1	6	2	0	.375
Feb 21	vs Kansas State	*c	4	0	1	0	0	0	0	0	0	0	0	0	0	0	0	4	0	0	.333
Feb 22	vs TCU	*c	4	0	0	0	0	0	0	0	0	0	0	0	0	0	2	11	0	1	.250
Feb 23	vs Michigan	*c	2	0	0	0	0	0	0	0	0	0	0	0	0	0	2	7	0	0	.222
Feb 25	GRAMBLING	*c	2	1	1	3	0	0	1	0	0	0	1	0	1	0	1	4	0	0	.250
Feb 28	CHARLOTTE	*c	4	0	1	0	0	0	0	0	0	0	0	0	0	0	2	14	1	0	.250
Mar 01	CHARLOTTE	*c	3	0	1	1	0	0	0	0	0	0	0	1	0	0	1	15	0	0	.259
Mar 02	CHARLOTTE	*c	2	1	0	0	0	0	0	2	0	0	0	0	0	0	1	12	0	0	.241
Mar 04	ULM	*c	3	1	1	1	0	0	1	1	0	0	0	0	0	0	1	12	0	0	.250
Mar 07	PORTLAND	*c	2	1	0	0	0	0	0	1	0	0	1	0	0	0	2	6	2	0	.235
Totals		12gs	34	7	8	8	1	1	2	9	0	1	2	1	1	0	15	112	6	2	.235

On base pct. .413 • Slugging pct. .500

#10 Brent Iredale - 14 games (All games)

Date	Opponent	Pos	AB	R	H	RBI	2B	3B	HR	BB	SB	CS	HBP	SAC	SF	GDP	K	PO	A	E	Avg
Feb 14	WASHINGTON ST	*3b	4	0	1	1	0	0	0	0	0	0	0	0	1	0	2	3	1	0	.250
Feb 14	WASHINGTON ST	*3b	4	2	3	4	1	0	0	1	0	0	0	0	0	0	0	0	2	0	.500
Feb 15	WASHINGTON ST	*3b	3	2	2	2	0	0	2	1	0	0	0	0	0	0	0	0	3	0	.545
Feb 17	WASHINGTON ST	*3b	4	0	1	2	0	0	0	0	0	0	1	0	0	0	0	0	3	0	.467
Feb 21	vs Kansas State	*3b	3	0	1	0	1	0	0	1	0	0	0	0	0	0	0	0	1	0	.444
Feb 22	vs TCU	*3b	3	1	0	0	0	0	0	1	0	0	0	0	0	0	1	0	0	0	.381
Feb 23	vs Michigan	*3b	3	0	1	1	0	0	0	1	0	0	1	0	0	0	1	1	1	0	.375
Feb 25	GRAMBLING	*3b	1	4	1	0	0	0	0	3	1	0	1	0	0	0	0	0	2	0	.400
Feb 28	CHARLOTTE	*3b	3	2	0	0	0	0	0	1	0	0	1	0	0	0	1	0	5	0	.357
Mar 01	CHARLOTTE	*3b	3	2	2	1	1	0	0	1	0	0	0	0	0	0	0	1	1	0	.387
Mar 02	CHARLOTTE	*3b	4	1	1	0	1	0	0	0	0	0	0	0	0	0	2	0	1	0	.371
Mar 04	ULM	*3b	2	2	2	3	0	0	1	1	0	0	0	0	1	0	0	0	2	0	.405
Mar 05	ULM	*3b	2	0	0	0	0	0	0	2	0	0	0	0	0	0	1	0	1	0	.385
Mar 07	PORTLAND	*3b	4	3	3	8	1	0	2	0	0	0	0	0	0	0	0	0	2	0	.419
Totals		14gs	43	19	18	22	5	0	5	13	1	0	4	0	2	0	8	5	25	0	.419

On base pct. .565 • Slugging pct. .884

#16 Aiden Jimenez - 4 appearances (All games)

Date	Opponent	GS	IP	H	R	ER	BB	SO	2B	3B	HR	WP	BK	HBP	IBB	Score	W-L	Sv	ERA	NP
Feb 14	WASHINGTON ST		1.0	2	1	1	0	0	1	0	0	0	0	0	0	14-2	0-0	0	9.00	14
Feb 25	GRAMBLING		1.0	2	1	1	1	1	1	0	0	0	0	0	0	14-3	0-0	0	9.00	23
Mar 01	CHARLOTTE		2.0	2	0	0	1	4	0	0	0	0	0	0	0	8-5	1-0	0	4.50	28
Mar 04	ULM		1.0	2	0	0	0	1	0	0	0	0	0	0	0	14-1	1-0	0	3.60	14
Totals		0	5.0	8	2	2	2	6	2	0	0	0	0	0	0	50-11	1-0	0	3.60	-

#25 Kuhio Aloy - 11 games (All games)

Date	Opponent	Pos	AB	R	H	RBI	2B	3B	HR	BB	SB	CS	HBP	SAC	SF	GDP	K	PO	A	E	Avg
Feb 14	WASHINGTON ST	*dh	4	2	2	3	1	0	1	1	0	0	0	0	0	0	1	0	0	0	.500
Feb 17	WASHINGTON ST	*dh	3	2	1	1	0	0	1	2	0	0	0	0	0	0	2	0	0	0	.429
Feb 21	vs Kansas State	*dh	4	1	1	1	0	0	1	0	0	0	0	0	0	0	2	0	0	0	.364
Feb 22	vs TCU	ph	1	0	1	2	1	0	0	0	0	0	0	0	0	0	0	0	0	0	.417
Feb 25	GRAMBLING	*dh	4	2	4	2	1	0	0	1	0	0	0	0	0	0	0	0	0	0	.562
Feb 28	CHARLOTTE	*dh	4	2	2	3	1	0	0	1	0	0	0	0	0	0	0	0	0	0	.550
Mar 01	CHARLOTTE	*dh	3	2	2	3	1	0	1	1	0	0	0	0	0	0	1	0	0	0	.565
Mar 02	CHARLOTTE	*dh	4	0	2	1	0	0	0	0	0	0	0	0	0	0	0	0	0	0	.556
Mar 04	ULM	*dh	5	2	3	6	0	0	1	0	0	0	0	0	0	1	1	0	0	0	.562
Mar 05	ULM	*dh	4	1	2	4	0	0	1	1	0	0	0	0	0	0	0	0	0	0	.556
Mar 07	PORTLAND	*dh	4	3	2	3	1	0	0	1	0	0	0	0	0	0	0	0	0	0	.550
Totals		10gs	40	17	22	29	6	0	6	8	0	0	0	0	0	1	7	0	0	0	.550

On base pct. .625 • Slugging pct. 1.150



# ||| INDIVIDUAL GAME-BY-GAME

## #8 Cam Kozeal - 10 games (All games)

Date	Opponent	Pos	AB	R	H	RBI	2B	3B	HR	BB	SB	CS	HBP	SAC	SF	GDP	K	PO	A	E	Avg
Feb 14	WASHINGTON ST	*2b	4	2	2	0	2	0	0	0	0	0	0	0	0	0	1	4	2	0	.500
Feb 17	WASHINGTON ST	*2b	4	2	1	0	0	0	0	0	0	0	0	0	0	0	1	2	4	0	.375
Feb 21	vs Kansas State	ph/1	2	0	1	0	1	0	0	0	0	0	0	0	0	0	0	3	0	0	.400
Feb 22	vs TCU	*1b	3	0	0	0	0	0	0	0	0	0	0	1	0	0	1	5	2	0	.308
Feb 23	vs Michigan	*1b	5	0	1	1	0	0	0	0	0	0	0	0	0	0	0	4	1	0	.278
Feb 28	CHARLOTTE	*1b/2	5	1	2	1	0	0	0	0	0	0	0	0	0	0	2	6	1	0	.304
Mar 01	CHARLOTTE	*1b	4	0	1	0	0	0	0	0	0	0	0	0	0	0	1	3	0	0	.296
Mar 02	CHARLOTTE	ph	1	0	1	0	0	0	0	0	0	0	0	0	0	0	0	0	0	0	.321
Mar 04	ULM	*1b	4	1	2	2	0	0	1	0	0	0	0	0	0	0	0	5	0	0	.344
Mar 07	PORTLAND	*1b	4	0	0	1	0	0	0	0	0	0	0	0	0	0	1	9	0	0	.306
Totals		8gs	36	6	11	5	3	0	1	0	0	0	0	1	0	0	7	41	10	0	.306

On base pct. .306 • Slugging pct. .472

## #22 Logan Maxwell - 10 games (All games)

Date	Opponent	Pos	AB	R	H	RBI	2B	3B	HR	BB	SB	CS	HBP	SAC	SF	GDP	K	PO	A	E	Avg
Feb 14	WASHINGTON ST	*dh	3	0	1	1	0	0	0	1	0	0	0	0	1	0	0	0	0	0	.333
Feb 15	WASHINGTON ST	*dh	4	0	1	0	0	0	0	0	0	0	0	0	0	0	0	0	0	0	.286
Feb 22	vs TCU	*dh	3	1	0	0	0	0	0	1	0	0	0	0	0	0	1	0	0	0	.200
Feb 23	vs Michigan	*dh	3	1	0	0	0	0	0	2	0	0	0	0	0	1	0	0	0	0	.154
Feb 25	GRAMBLING	*of	4	3	2	1	0	0	0	1	0	0	0	0	0	0	0	0	0	0	.235
Feb 28	CHARLOTTE	*of	5	2	2	2	0	0	1	0	0	0	0	0	0	0	3	0	0	0	.273
Mar 01	CHARLOTTE	*of	4	1	1	2	0	0	1	1	0	0	0	0	0	0	1	0	0	0	.269
Mar 02	CHARLOTTE	*of	5	0	3	1	0	0	0	0	0	0	0	0	0	0	0	5	0	0	.323
Mar 04	ULM	*of	4	1	2	0	0	0	0	1	0	0	0	0	0	0	1	1	0	0	.343
Mar 07	PORTLAND	*of	2	2	1	0	0	0	0	1	0	0	0	0	0	0	0	0	0	0	.351
Totals		10gs	37	11	13	7	0	0	2	8	0	0	0	0	1	1	6	6	0	0	.351

On base pct. .457 • Slugging pct. .514

## #41 Will McEntire - 1 game (All games)

Date	Opponent	Pos	AB	R	H	RBI	2B	3B	HR	BB	SB	CS	HBP	SAC	SF	GDP	K	PO	A	E	Avg
Feb 21	vs Kansas State	p	0	0	0	0	0	0	0	0	0	0	0	0	0	0	0	0	1	0	.000
Totals		0gs	0	0	0	0	0	0	0	0	0	0	0	0	0	0	0	0	1	0	.000

On base pct. .000 • Slugging pct. .000

## #41 Will McEntire - 5 appearances (All games)

Date	Opponent	GS	IP	H	R	ER	BB	SO	2B	3B	HR	WP	BK	HBP	IBB	Score	W-L	Sv	ERA	NP
Feb 14	WASHINGTON ST		2.2	2	1	1	0	3	0	0	1	0	0	0	0	3-2	0-0	0	3.38	37
Feb 21	vs Kansas State		1.0	1	0	0	0	0	0	0	0	1	0	0	0	2-3	0-0	0	2.45	10
Feb 23	vs Michigan		1.0	2	2	2	1	0	0	0	2	0	0	0	0	8-6	0-0	0	5.79	29
Mar 02	CHARLOTTE		1.0	0	0	0	0	1	0	0	0	0	0	0	0	4-3	1-0	0	4.76	9
Mar 05	ULM		1.0	0	0	0	0	2	0	0	0	0	0	0	0	15-3	1-0	0	4.05	13
Totals		0	6.2	5	3	3	1	6	0	0	3	1	0	0	0	32-17	1-0	0	4.05	-

## #26 Tate McGuire - 2 games (All games)

Date	Opponent	Pos	AB	R	H	RBI	2B	3B	HR	BB	SB	CS	HBP	SAC	SF	GDP	K	PO	A	E	Avg
Feb 21	vs Kansas State	p	0	0	0	0	0	0	0	0	0	0	0	0	0	0	0	1	1	0	.000
Mar 05	ULM	p	0	0	0	0	0	0	0	0	0	0	0	0	0	0	0	0	1	0	.000
Totals		0gs	0	0	0	0	0	0	0	0	0	0	0	0	0	0	0	1	2	0	.000

On base pct. .000 • Slugging pct. .000



#26 Tate McGuire - 5 appearances (All games)

Date	Opponent	GS	IP	H	R	ER	BB	SO	2B	3B	HR	WP	BK	HBP	IBB	Score	W-L	Sv	ERA	NP
Feb 14	WASHINGTON ST		1.0	1	0	0	0	1	0	0	0	0	0	0	0	14-2	0-0	0	0.00	7
Feb 21	vs Kansas State		1.1	2	1	1	0	1	1	0	0	0	0	0	0	2-3	0-1	0	3.86	15
Feb 23	vs Michigan		0.1	0	0	0	0	0	0	0	0	0	0	0	0	8-6	0-1	1	3.38	5
Mar 01	CHARLOTTE		0.2	1	2	2	1	1	0	0	1	0	0	0	0	8-5	0-1	1	8.10	19
Mar 05	ULM		2.0	0	0	0	0	2	0	0	0	0	0	0	0	15-3	0-1	1	5.06	25
Totals		0	5.1	4	3	3	1	5	1	0	1	0	0	0	0	47-19	0-1	1	5.06	-

#1 Rocco Peppi - 9 games (All games)

Date	Opponent	Pos	AB	R	H	RBI	2B	3B	HR	BB	SB	CS	HBP	SAC	SF	GDP	K	PO	A	E	Avg
Feb 14	WASHINGTON ST	*1b	4	0	0	0	0	0	0	0	0	0	0	0	0	0	0	4	0	1	.000
Feb 14	WASHINGTON ST	*of	1	2	1	1	1	0	0	2	0	0	1	0	0	0	0	2	0	0	.200
Feb 15	WASHINGTON ST	*1b	4	0	0	0	0	0	0	0	0	0	0	0	0	0	2	6	0	0	.111
Feb 17	WASHINGTON ST	*1b	2	0	0	0	0	0	0	0	0	0	1	0	0	0	0	7	1	0	.091
Feb 21	vs Kansas State	*1b	2	0	0	0	0	0	0	0	0	0	0	0	0	0	0	8	1	0	.077
Feb 25	GRAMBLING	*1b	3	1	2	4	0	0	0	0	0	0	1	0	0	0	0	8	1	0	.188
Feb 28	CHARLOTTE	ph/1	2	1	1	2	1	0	0	0	0	0	1	0	0	0	0	1	0	0	.222
Mar 02	CHARLOTTE	*1b	2	0	0	1	0	0	0	0	0	0	0	0	1	0	1	4	1	0	.200
Mar 05	ULM	*1b	3	2	0	0	0	0	0	2	0	0	0	0	0	1	0	5	3	0	.174
Totals		8gs	23	6	4	8	2	0	0	4	0	0	4	0	1	1	3	45	7	1	.174

On base pct. .375 • Slugging pct. .261

#18 Reese Robinett - 7 games (All games)

Date	Opponent	Pos	AB	R	H	RBI	2B	3B	HR	BB	SB	CS	HBP	SAC	SF	GDP	K	PO	A	E	Avg
Feb 15	WASHINGTON ST	1b	0	0	0	0	0	0	0	0	0	0	0	0	0	0	0	2	0	0	.000
Feb 17	WASHINGTON ST	ph/1	1	0	0	0	0	0	0	1	0	0	0	0	0	0	1	2	1	0	.000
Feb 25	GRAMBLING	1b	1	0	0	0	0	0	0	0	0	0	0	0	0	0	1	2	0	0	.000
Feb 28	CHARLOTTE	1b	0	0	0	0	0	0	0	0	0	0	0	0	0	0	0	2	0	0	.000
Mar 01	CHARLOTTE	1b	0	0	0	0	0	0	0	0	0	0	0	0	0	0	0	3	0	0	.000
Mar 02	CHARLOTTE	1b	1	0	0	0	0	0	0	0	0	0	0	0	0	0	1	0	0	0	.000
Mar 05	ULM	3b	1	0	0	0	0	0	0	0	0	0	0	0	0	0	0	0	0	0	.000
Totals		0gs	4	0	0	0	0	0	0	1	0	0	0	0	0	0	3	11	1	0	.000

On base pct. .200 • Slugging pct. .000

#33 Zach Root - 2 games (All games)

Date	Opponent	Pos	AB	R	H	RBI	2B	3B	HR	BB	SB	CS	HBP	SAC	SF	GDP	K	PO	A	E	Avg
Feb 14	WASHINGTON ST	*p	0	0	0	0	0	0	0	0	0	0	0	0	0	0	0	1	0	0	.000
Mar 01	CHARLOTTE	*p	0	0	0	0	0	0	0	0	0	0	0	0	0	0	0	0	1	0	.000
Totals		2gs	0	0	0	0	0	0	0	0	0	0	0	0	0	0	0	1	1	0	.000

On base pct. .000 • Slugging pct. .000

#33 Zach Root - 3 appearances (All games)

Date	Opponent	GS	IP	H	R	ER	BB	SO	2B	3B	HR	WP	BK	HBP	IBB	Score	W-L	Sv	ERA	NP
Feb 14	WASHINGTON ST	*	5.0	2	1	1	1	8	0	0	0	0	0	1	0	14-2	1-0	0	1.80	75
Feb 22	vs TCU	*	5.0	2	1	1	2	10	0	0	0	1	0	1	0	2-1	1-0	0	1.80	81
Mar 01	CHARLOTTE	*	5.1	5	3	3	2	8	3	0	0	0	0	1	0	8-5	1-0	0	2.93	97
Totals		3	15.1	9	5	5	5	26	3	0	0	1	0	3	0	24-8	1-0	0	2.93	-



# INDIVIDUAL GAME-BY-GAME

## #3 Nolan Souza - 12 games (All games)

Date	Opponent	Pos	AB	R	H	RBI	2B	3B	HR	BB	SB	CS	HBP	SAC	SF	GDP	K	PO	A	E	Avg
Feb 14	WASHINGTON ST	*2b	4	0	1	0	0	0	0	0	1	0	0	0	0	0	2	3	1	0	.250
Feb 15	WASHINGTON ST	*2b	3	0	0	0	0	0	0	1	0	0	0	0	0	0	3	0	0	0	.143
Feb 21	vs Kansas State	*2b	4	0	0	0	0	0	0	0	0	0	0	0	0	0	3	2	1	0	.091
Feb 22	vs TCU	2b	0	0	0	0	0	0	0	0	0	0	0	0	0	0	0	1	2	0	.091
Feb 23	vs Michigan	*2b	3	1	0	0	0	0	0	1	0	0	0	0	0	0	1	2	3	0	.071
Feb 25	GRAMBLING	*2b	3	0	0	1	0	0	0	1	0	0	0	0	0	0	1	1	4	0	.059
Feb 28	CHARLOTTE	*2b	1	0	0	0	0	0	0	0	0	0	0	0	0	0	0	0	0	0	.056
Mar 01	CHARLOTTE	*2b	4	0	0	1	0	0	0	0	0	0	0	0	0	0	0	1	1	0	.045
Mar 02	CHARLOTTE	2b	1	1	1	0	0	0	0	0	0	0	0	0	0	0	0	1	1	0	.087
Mar 04	ULM	*2b	4	2	2	0	1	0	0	0	0	0	0	0	0	0	1	1	0	0	.148
Mar 05	ULM	*2b/ss	3	1	1	3	0	0	1	2	1	0	0	0	0	0	0	0	0	0	.167
Mar 07	PORTLAND	*2b	4	1	1	1	0	0	1	0	0	0	0	0	0	0	2	0	2	0	.176
Totals		10gs	34	6	6	6	1	0	2	5	2	0	0	0	0	0	13	12	15	0	.176

On base pct. .282 • Slugging pct. .382

## #4 Justin Thomas Jr. - 13 games (All games)

Date	Opponent	Pos	AB	R	H	RBI	2B	3B	HR	BB	SB	CS	HBP	SAC	SF	GDP	K	PO	A	E	Avg
Feb 14	WASHINGTON ST	*of	2	1	0	0	0	0	0	2	1	0	0	0	0	1	0	2	0	0	.000
Feb 14	WASHINGTON ST	*of	2	1	1	0	1	0	0	2	1	0	0	0	0	0	0	2	0	0	.250
Feb 15	WASHINGTON ST	*of	3	0	1	0	0	0	0	0	0	0	0	0	0	0	1	2	0	0	.286
Feb 17	WASHINGTON ST	*of	1	3	1	1	0	0	0	3	0	1	0	0	0	0	0	0	0	0	.375
Feb 21	vs Kansas State	*of	4	0	0	0	0	0	0	0	0	0	0	0	0	0	3	2	1	0	.250
Feb 22	vs TCU	*of	3	0	1	0	0	0	0	0	0	0	0	0	0	0	0	3	0	0	.267
Feb 23	vs Michigan	*of	2	1	0	0	0	0	0	1	0	1	1	0	0	0	2	0	0	0	.235
Feb 25	GRAMBLING	*of	3	1	2	1	1	0	1	1	0	0	0	0	0	0	0	2	0	0	.300
Feb 28	CHARLOTTE	*of	4	1	1	1	0	0	0	0	0	0	0	0	0	0	1	3	0	0	.292
Mar 01	CHARLOTTE	of	0	0	0	0	0	0	0	0	0	0	0	0	0	0	0	0	0	0	.292
Mar 02	CHARLOTTE	*of	3	0	1	0	0	0	0	0	0	1	0	1	0	0	2	1	0	0	.296
Mar 05	ULM	*of	1	2	0	0	0	0	0	2	0	0	1	0	0	0	0	1	0	0	.286
Mar 07	PORTLAND	*of	4	1	1	0	0	0	0	0	1	0	0	0	0	0	2	1	0	0	.281
Totals		12gs	32	11	9	3	2	0	1	11	3	3	2	1	0	1	11	19	1	0	.281

On base pct. .489 • Slugging pct. .438

## #9 Wehiwa Aloy - 14 games (All games)

Date	Opponent	Pos	AB	R	H	RBI	2B	3B	HR	BB	SB	CS	HBP	SAC	SF	GDP	K	PO	A	E	Avg
Feb 14	WASHINGTON ST	*ss	5	0	1	0	0	0	0	0	1	0	0	0	0	0	2	2	5	0	.200
Feb 14	WASHINGTON ST	*ss	2	2	0	0	0	0	0	1	0	0	2	0	0	1	0	0	3	0	.143
Feb 15	WASHINGTON ST	*ss	3	1	1	2	0	0	1	0	0	0	1	0	0	0	1	0	3	0	.200
Feb 17	WASHINGTON ST	*ss	3	0	2	2	0	0	0	2	0	0	0	0	0	0	0	1	1	0	.308
Feb 21	vs Kansas State	*ss	4	1	2	1	0	0	1	0	0	0	0	0	0	0	1	3	5	0	.353
Feb 22	vs TCU	*ss	3	0	0	0	0	0	0	0	0	0	1	0	0	0	0	3	2	0	.300
Feb 23	vs Michigan	*ss	4	3	4	2	1	0	1	1	0	0	0	0	0	0	0	0	1	2	.417
Feb 25	GRAMBLING	*ss	4	1	1	0	0	0	0	1	0	0	0	0	0	0	0	1	3	0	.393
Feb 28	CHARLOTTE	*ss	4	1	1	0	1	0	0	1	0	0	0	0	0	0	0	0	1	0	.375
Mar 01	CHARLOTTE	*ss	4	1	1	0	1	0	0	0	0	0	1	0	0	0	1	1	2	0	.361
Mar 02	CHARLOTTE	*ss	5	1	1	0	0	0	0	0	0	0	0	0	0	0	1	2	2	0	.341
Mar 04	ULM	*ss	5	2	3	0	1	0	0	0	0	0	0	0	0	0	1	1	1	0	.370
Mar 05	ULM	*ss	4	1	2	2	2	0	0	0	0	0	0	0	0	0	0	0	1	0	.380
Mar 07	PORTLAND	*ss	3	5	3	4	0	0	2	1	1	0	1	0	0	0	0	3	0	0	.415
Totals		14gs	53	19	22	13	6	0	5	7	2	0	6	0	0	1	7	17	30	2	.415

On base pct. .530 • Slugging pct. .811

## #44 Carson Wiggins - 1 game (All games)

Date	Opponent	Pos	AB	R	H	RBI	2B	3B	HR	BB	SB	CS	HBP	SAC	SF	GDP	K	PO	A	E	Avg
Mar 01	CHARLOTTE	p	0	0	0	0	0	0	0	0	0	0	0	0	0	0	0	0	1	0	.000
Totals		0gs	0	0	0	0	0	0	0	0	0	0	0	0	0	0	0	0	1	0	.000

On base pct. .000 • Slugging pct. .000



## #44 Carson Wiggins - 4 appearances (All games)

Date	Opponent	GS	IP	H	R	ER	BB	SO	2B	3B	HR	WP	BK	HBP	IBB	Score	W-L	Sv	ERA	NP
Feb 15	WASHINGTON ST		1.0	1	0	0	0	1	1	0	0	0	0	0	0	5-2	0-0	1	0.00	20
Feb 23	vs Michigan		0.0	1	1	1	1	0	0	0	0	2	0	0	0	8-6	0-0	1	9.00	5
Feb 25	GRAMBLING		1.0	0	0	0	0	1	0	0	0	0	0	0	0	14-3	0-0	1	4.50	10
Mar 01	CHARLOTTE		1.0	0	0	0	0	2	0	0	0	0	0	0	0	8-5	0-0	2	3.00	13
Totals		0	3.0	2	1	1	1	4	1	0	0	2	0	0	0	35-16	0-0	2	3.00	-

## #14 Gage Wood - 2 appearances (All games)

Date	Opponent	GS	IP	H	R	ER	BB	SO	2B	3B	HR	WP	BK	HBP	IBB	Score	W-L	Sv	ERA	NP
Feb 15	WASHINGTON ST	*	5.0	2	2	2	1	7	1	1	0	1	0	0	0	5-2	0-0	0	3.60	77
Feb 23	vs Michigan	*	2.0	2	1	0	0	6	0	0	0	0	0	1	0	8-6	0-0	0	2.57	39
Totals		2	7.0	4	3	2	1	13	1	1	0	1	0	1	0	13-8	0-0	0	2.57	-



# 2025 SCHEDULE / RESULTS

FEB.	Opponent	Score	Winning Pitcher	Losing Pitcher	Save	Attendance	Time
14	Washington State [DH-1]	W, 3-2 (10)	Foutch (1-0)	Stowe (0-1)		---	3:19
14	Washington State [DH-2]	W, 14-2 (7)	Root (1-0)	Lewis (0-1)		9,112	2:16
15	Washington State	W, 5-2	Carter (1-0)	Tedesco (0-1)	Wiggins (1)	9,418	2:46
17	Washington State	W, 12-2 (7)	Beidelschies (1-0)	Chambers (0-1)		8,780	2:30
21	vs. Kansas State ^	L, 3-2	Dean (1-0)	McGuire (0-1)		13,886	2:37
22	vs. #22 TCU ^	W, 2-1	Beidelschies (2-0)	LaPour (1-1)	Foutch (1)	17,994	2:55
23	vs. Michigan ^	W, 8-6	Carter (2-0)	DeVooght (2-1)	McGuire (1)	12,862	3:44
25	Grambling	W, 14-3 (7)	Bybee (1-0)	Robinson (0-1)		9,073	2:40
28	Charlotte	W, 11-10	Carter (3-0)	Sarver (0-1)	Foutch (2)	9,563	3:08

## MARCH

1	Charlotte	W, 8-5	Jimenez (1-0)	Taylor (0-1)	Wiggins (2)	10,938	2:53
2	Charlotte	W, 4-3	McEntire (1-0)	Stanton (0-1)		9,199	3:04
4	ULM	W, 14-1 (7)	Fisher (1-0)	Eager (1-1)		8,768	2:15
5	ULM	W, 15-3 (7)	Bybee (2-0)	Cirelli (0-3)		8,624	2:25
7	Portland	W, 20-3 (7)	Gaeckle (1-0)	Gaston (0-4)		9,982	2:08
8	Portland						
9	Portland						
11	UCA						
14	at Ole Miss *						
15	at Ole Miss *						
16	at Ole Miss *						
18	Oral Roberts						
19	Oral Roberts						
21	South Carolina						
22	South Carolina						
23	South Carolina						
25	Missouri State						
28	at Vanderbilt *						
29	at Vanderbilt *						
30	at Vanderbilt *						

## APRIL

1	Grambling @						
4	Missouri						
5	Missouri						
6	Missouri						
8	Arkansas State						
11	at Georgia *						
12	at Georgia *						
13	at Georgia *						
15	UAPB						
17	Texas A&M						
18	Texas A&M						
19	Texas A&M						
22	Little Rock						
23	Little Rock						
25	at Florida *						
26	at Florida *						
27	at Florida *						
29	at Missouri State						

## MAY

1	Texas *						
2	Texas *						
3	Texas *						
9	at LSU *						
10	at LSU *						
11	at LSU *						
15	Tennessee *						
16	Tennessee *						
17	Tennessee *						

\* SEC opponent

^ Amegy Bank College Baseball Series (Globe Life Field in Arlington, Texas)

@ Game played at Dickey-Stephens Park in North Little Rock, Ark.