



ARKANSAS BASEBALL



ArkansasRazorbacks.com ||| @RazorbackBSB ||| Contact: Oliver Grigg (ogrigg@uark.edu)

2025 SCHEDULE & RESULTS

FEBRUARY

| | | | |
|----|-------------------------|------------|-------------|
| 14 | WASHINGTON STATE [DH-1] | SECN+ | W, 3-2 (10) |
| 14 | WASHINGTON STATE [DH-2] | SECN+ | W, 14-2 (7) |
| 15 | WASHINGTON STATE | SECN+ | W, 5-2 |
| 17 | WASHINGTON STATE | SECN+ | W, 12-2 (7) |
| 21 | vs. Kansas State ^ | FloCollege | L, 3-2 |
| 22 | vs. #22 TCU ^ | FloCollege | W, 2-1 |
| 23 | vs. Michigan ^ | FloCollege | W, 8-6 |
| 25 | GRAMBLING | SECN+ | W, 14-3 (7) |
| 28 | CHARLOTTE | SECN+ | W, 11-10 |

MARCH

| | | | |
|----|------------------|-------|-------------|
| 1 | CHARLOTTE | SECN+ | W, 8-5 |
| 2 | CHARLOTTE | SECN+ | W, 4-3 |
| 4 | ULM | SECN+ | W, 14-1 (7) |
| 5 | ULM | SECN+ | W, 15-3 (7) |
| 7 | PORTLAND | SECN+ | W, 20-3 (7) |
| 8 | PORTLAND | SECN+ | W, 10-0 (7) |
| 9 | PORTLAND | SECN+ | W, 5-3 |
| 11 | UCA | SECN+ | W, 9-2 |
| 14 | #13 Ole Miss * | SECN+ | 2 p.m. |
| 15 | #13 Ole Miss * | SECN+ | 1:30 p.m. |
| 16 | #13 Ole Miss * | SECN+ | 1:30 p.m. |
| 18 | ORAL ROBERTS | SECN+ | 6 P.M. |
| 19 | ORAL ROBERTS | SECN+ | 3 P.M. |
| 21 | SOUTH CAROLINA * | SECN+ | 6:30 P.M. |
| 22 | SOUTH CAROLINA * | SECN+ | 2 P.M. |
| 23 | SOUTH CAROLINA * | SECN+ | 2 P.M. |
| 25 | MISSOURI STATE | SECN+ | 6 P.M. |
| 28 | Vanderbilt * | SECN | 7 p.m. |
| 29 | Vanderbilt * | SECN+ | 2 p.m. |
| 30 | Vanderbilt * | SECN+ | 1 p.m. |

APRIL

| | | | |
|----|----------------|-------|-----------|
| 1 | GRAMBLING @ | SECN+ | 6 P.M. |
| 4 | MISSOURI * | SECN | 7 P.M. |
| 5 | MISSOURI * | SECN+ | 6 P.M. |
| 6 | MISSOURI * | SECN+ | 2 P.M. |
| 8 | ARKANSAS STATE | SECN | 6 P.M. |
| 11 | Georgia * | SECN+ | 5 p.m. |
| 12 | Georgia * | SECN+ | 1 p.m. |
| 13 | Georgia * | SECN+ | Noon |
| 15 | UAPB | SECN+ | 6 P.M. |
| 17 | TEXAS A&M * | SECN+ | 7 P.M. |
| 18 | TEXAS A&M * | SECN+ | 6:30 P.M. |
| 19 | TEXAS A&M * | SECN+ | 4 P.M. |
| 22 | LITTLE ROCK | SECN+ | 6:30 P.M. |
| 23 | LITTLE ROCK | SECN | 5 P.M. |
| 25 | Florida * | SECN+ | 5:30 p.m. |
| 26 | Florida * | SECN | 2 p.m. |
| 27 | Florida * | SECN+ | Noon |
| 29 | Missouri State | ESPN+ | 6 p.m. |

MAY

| | | | |
|----|-------------|-------|-----------|
| 1 | TEXAS * | ESPN2 | 6 P.M. |
| 2 | TEXAS * | SECN | 7 P.M. |
| 3 | TEXAS * | SECN+ | 2 P.M. |
| 9 | LSU * | SECN+ | 6:30 p.m. |
| 10 | LSU * | SECN | 5:30 p.m. |
| 11 | LSU * | SECN | 3 p.m. |
| 15 | TENNESSEE * | SECN+ | 6:30 P.M. |
| 16 | TENNESSEE * | SECN+ | 6:30 P.M. |
| 17 | TENNESSEE * | SECN+ | 2 P.M. |

All times Central; Home game in **BOLD**; * - SEC opponent

^ - Amegy Bank College Baseball Series (Globe Life Field in Arlington, Texas)

@ - Game played at Dickey-Stephens Park in North Little Rock, Ark.

GAME 18 ||| #3 ARKANSAS vs. #13 OLE MISS ||| MARCH 14

OXFORD, MISS. ||| OXFORD-UNIVERSITY STADIUM AT SWAYZE FIELD ||| SEC NETWORK+



16-1
0-0 SEC



14-2
0-0 SEC

ARKANSAS RAZORBACKS

In the Polls.....3 (BA) | 3 (D1Baseball)
.....5 (NCBWA) | 8 (PG) | 3 (USA Today)
Head Coach.....Dave Van Horn
Career Record.....1,484-698 (37th season)
Record at Arkansas.....899-458 (23rd season)

OLE MISS REBELS

In the Polls.....15 (BA) | 13 (D1Baseball)
.....23 (NCBWA) | 23 (PG) | 15 (USA Today)
Head Coach.....Mike Bianco
Career Record.....1,020-616-1 (28th season)
Record at Ole Miss.....920-545-1 (25th season)

ON THE MOUND

Arkansas LHP Zach Root (2-0, 2.11 ERA)

vs.

Ole Miss LHP Hunter Elliott (3-0, 1.86 ERA)

LEADING OFF

SEC PLAY GETS UNDERWAY IN OXFORD

- Third-ranked Arkansas, set to begin SEC play on the road for the first time since 2016, rides a season-long 12-game winning streak into its SEC Opening Weekend matchup against #13 Ole Miss this weekend in Oxford, Miss.
- First pitch in the series opener between the Razorbacks and Rebels is set for 6:30 p.m. Friday, March 14, on SEC Network+ with Jake Hromada (play-by-play), Keith Kessinger (analyst) and Loral Winn (reporter) on the call.

HOW 'BOUT THOSE HOGS

- Arkansas is off to a 16-1 overall start on the year, matching its best 17-game start to a season since 2006.
- Since Dave Van Horn's first season as head coach in 2003, the Hogs have started 16-1 or better through their first 17 games on three occasions: 2005 (16-1), 2006 (16-1) and 2025 (16-1).

WITH A WIN...

- With a win in Friday's series opener against the Rebels, the Razorbacks will improve to 17-1 overall and match their best 18-game start to a season in the Dave Van Horn era (2003-present).
- Since 2003, Arkansas has started 17-1 or better through the first 18 games of a season only once before: 2005 (17-1).

HISTORY LESSON

- Arkansas is 62-53 all-time against Ole Miss, including a 25-23 record in Oxford.
- Under head coach Dave Van Horn, the Hogs are 37-43 overall and 13-17 in Oxford against the Rebels since 2003.
- Arkansas is set to square off against Ole Miss on SEC Opening Weekend for the first time since 2013 in Fayetteville, and for only the second time since joining the conference in 1992.
- In the last SEC Opening Weekend series between the two teams during 2013, the Rebels won two-of-three games against the Hogs at Baum-Walker Stadium.

SEC OPENING WEEKEND

- Since joining the conference in 1992, Arkansas owns an even 16-16 series record on SEC Opening Weekend, including a 11-3 record in home series and a 5-13 record in road series.
- The Hogs, opening league play on the road for the first time since 2016, have won seven consecutive SEC Opening Weekend series, including six sweeps.
- Arkansas swept Mississippi State in 2017, Kentucky in 2018, Missouri in 2019, Kentucky in 2022, Auburn in 2023 and, most recently, Missouri in 2024.
- The Hogs have not lost an SEC Opening Weekend series being swept by South Carolina in Columbia, S.C., in 2016.

GET THE GACK

- Following a historic rookie campaign, **RHP Gabe Gaeckle** enters his sophomore campaign as one of college baseball's top pitchers.
- Prior to the 2025 season, the right-hander was named Baseball America's preseason SEC Pitcher of the Year, clinched consensus preseason All-America status from Baseball America, D1Baseball, NCBWA and Perfect Game and earned preseason first-team All-SEC recognition from the league's 16 head coaches.
- It is the second consecutive year that a Razorback has been named Baseball America's preseason SEC Pitcher of the Year. LHP Hagen Smith also earned the distinction prior to the 2024 campaign.
- The Aptos, Calif., native was a unanimous first-team Freshman All-American in 2024 after he made 22 relief appearances for Arkansas and posted a 3-3 record with a 2.32 ERA, 57 strikeouts and a team-leading seven saves in 42.2 innings of work.
- Gaeckle became the fifth Razorback freshman pitcher since 2003, head coach Dave Van Horn's first season at the helm of the program, to record five or more saves in a season.

| Year | Pitcher | Saves |
|------|-------------------|-------|
| 2024 | RHP Gabe Gaeckle | 7 |
| 2023 | RHP Gage Wood | 5 |
| 2022 | RHP Brady Tygart | 8 |
| 2011 | RHP Nolan Sanburn | 8 |
| 2010 | RHP DJ Baxendale | 7 |

- Gaeckle, who made his first career start in game one of the Opening Day doubleheader, is the sixth Arkansas sophomore to start on the mound on Opening Day and the fifth Arkansas sophomore to start the home opener on Opening Day in the Van Horn era (2003-pres.).
- The right-hander lived up to the preseason hype in his first start of the season, firing five shutout innings with career-high seven strikeouts in a win over Washington State (Feb. 14).
- In his second start of the year, Gaeckle worked a career-long 5.2 innings vs. Kansas State (Feb. 22) and struck out a pair.



Sophomore right-hander **Gabe Gaeckle** entered the 2025 campaign as a consensus preseason All-American and as Baseball America's preseason SEC Pitcher of the Year.

GOLDEN HOGS

- **INF Wehiwa Aloy** and **RHP Gabe Gaeckle** were named to the preseason watch list for the Golden Spikes Award, presented annually to the best amateur baseball player in the nation.
- The list includes 55 players across high school and college baseball. Arkansas is one of 11 schools with multiple players on this year's list.
- Aloy, also named to last year's preseason watch list for the Golden Spikes Award, started all 60 games at shortstop for the Razorbacks in 2024, his first season at Arkansas after transferring in from Sacramento State following his freshman campaign.
- The Wailuku, Hawai'i, native slashed .270/.355/.485 with a team-high 14 home runs and 56 RBI, finishing his sophomore campaign as the team leader in runs scored (45), multi-RBI games (11), stolen bases (7) and consecutive games reached base safely (31).
- Through 17 games this season, Aloy is slashing .400/.500/.785 with six home runs and 18 RBI. He currently leads the Razorbacks in hits (26), doubles (7) and total bases (51).
- Two Hogs - OF Andrew Benintendi (2015) and RHP Kevin Kopps (2021) - have previously won the Golden Spikes Award, making Arkansas (2) one of only six schools, along with Florida State (4), Arizona State (3), Cal State Fullerton (3), LSU (2) and San Diego State (2), with multiple winners of college baseball's most prestigious award.

ALOHOGS

- **INF Wehiwa Aloy**, who earned All-SEC honors at shortstop last season, is one of three Hawai'i natives, along with **INF Nolan Souza** and **INF/OF Kuhio Aloy**, his younger brother, on this year's roster.
- Wehiwa and Kuhio Aloy accomplished a rare feat by each hitting a homer in the same inning vs. Kansas State (Feb. 21) in the Amegy Bank College Baseball Series at Globe Life Field in Arlington, Texas.
- According to Elias Sports Bureau, just seven pairs of brothers since 1900 have each hit a home run in the same inning at the MLB level.

KUHIO KRUSH

- Through his first 14 games played of the year, Arkansas **INF/OF Kuhio Aloy** has quickly established himself as one of the most dangerous hitters in all of college baseball.
- The Hogs' primary designated hitter, in his first season at Arkansas after transferring from BYU, is slashing a team-leading .460/.557/1.000 with seven home runs and 31 RBI through 14 games.
- Aloy leads the Hogs in multi-hit games (8) and multi-RBI game (9) this season. He posted seven consecutive games with multiple hits from Feb. 25-March 7, matching his career high with four hits against Grambling on Feb. 25 and driving in a career-high six RBI against ULM on March 4 during his offensive tear.

CAN YOU DIGGS IT

- Senior **OF Kendall Diggs** has returned to Arkansas for another season following his injury-plagued junior campaign.
- One of the Razorbacks' three team captains last year, Diggs came into 2024 as a preseason first-team All-SEC honoree after slashing .299/.436/.547 with 12 home runs, a team-leading 63 runs batted in and a team-high 46 walks over 58 games as a sophomore in 2023, earning him second-team All-SEC honors as designated hitter/utility.
- Diggs, however, battled through a torn labrum throughout 2024, slashing .229/.346/.395 with seven homers and 34 RBI in 55 games.
- For his career, Diggs, who is slashing .235/.366/.529 with two home runs and six RBI in 13 games this season, has swatted 24 career homers, seven of which have been three-run homers. He boasts six career game-ending hits and five career game-ending home runs.



ROOT PIG SOOIE

- **LHP Zach Root**, a transfer from ECU, is one of three prized pitchers that Arkansas landed from the portal during the offseason.
- Root went 6-2 with a 3.56 ERA and 76 strikeouts in 68.1 innings across 13 appearances, including 12 starts, on the mound during his stellar sophomore campaign at ECU in 2024, earning him a spot on the midseason watch list for the Golden Spikes Award.
- The Fort Myers, Fla., native recorded four quality starts last season, punctuated by a career-best seven-inning, 10-strikeout performance against Cal State Fullerton (March 2, 2024).
- Root entered the 2025 campaign with three preseason All-America accolades to his name, collecting national recognition from DIBaseball, NCBWA and Perfect Game this spring.
- The junior left-hander made his first start as a Razorback in game two of the Opening Day doubleheader against Washington State (Feb. 14), spinning five innings of one-run ball with eight strikeouts.
- In his second start of the season, Root matched his career high with 10 strikeouts vs. #22 TCU (Feb. 22) in the Amegy Bank College Baseball Series at Globe Life Field in Arlington, Texas, limiting the Horned Frogs to one run on just two hits and a pair of walks.
- Root racked up eight strikeouts in his start against Charlotte (March 1), 5.1 innings in the Razorbacks' win. He logged his first quality start of the season against Portland (March 6), spinning six shutout innings with a career high-matching 10 strikeouts.

CHEESE

- **LHP Landon Beidelschies**, a transfer from Ohio State, is another prized pitcher that Arkansas landed from the portal this offseason.
- Beidelschies, referred to as "Cheese" by his teammates, was the Buckeyes' Friday night starter as a sophomore in 2024, going 6-7 with a 4.15 ERA and 91 strikeouts in 84.2 innings across 15 starts.
- The left-hander logged seven quality starts and recorded a career-high 12 strikeouts at West Virginia (March 15, 2024) last season.
- The Canfield, Ohio, native, entered the 2025 campaign as a Perfect Game preseason All-American as well as a preseason All-SEC honoree from the league's 16 head coaches.
- Beidelschies made his Arkansas debut against Washington State (Feb. 17), striking out seven over five innings of one-run ball.
- He made his first appearance of the season in a relief role vs. #22 TCU (Feb. 22) in the Amegy Bank College Baseball Series at Globe Life Field in Arlington, Texas, working 2.2 scoreless innings to help.
- The lefty logged his first quality start of the year against Charlotte (March 2), twirling 6.1 innings of one-run ball with seven strikeouts.

THE FIREMAN

- **RHP Christian Foutch** is expected to take on a much larger role in the bullpen this season after a strong sophomore campaign in 2024.
- The hard-throwing righty made 20 appearances in relief last season, going 1-0 with a 0.81 ERA, 20 strikeouts and one save in 22.1 innings.
- The Littleton, Colo., native allowed only two runs, finishing the season with the lowest ERA by a Razorback pitcher to appear in at least 20 percent of the team's games since RHP Kevin Kopps recorded a 0.90 ERA in 89.2 innings over 33 outings in 2021.
- Foutch entered 2025 with NCBWA preseason All-America honors and preseason All-SEC praise from the league's 16 head coaches. He was also named to the preseason watch list for the NCBWA Stopper of the Year Award, given to the top reliever in college baseball.
- Foutch locked down his first save of the season vs. #22 TCU (Feb. 22) in the Amegy Bank College Baseball Series at Globe Life Field in Arlington, Texas, closing out the game's final 1.1 frames.
- His first save of the year was the second of his career as well as the first multi-inning save of his career.

AUSSIE, AUSSIE, AUSSIE

- Highly touted junior-college prospect **INF Brent Iredale** has not disappointed since arriving at Arkansas in the fall.
- Iredale powered the Razorbacks to an Opening Weekend series win against Washington State, slashing a team-leading .467/.526/.933 with two home runs and nine RBI over four games.
- The Sydney, Australia, native, making his Arkansas debut after beginning his collegiate career at New Mexico JC, became the first Razorback with nine RBI in a season-opening series since OF Heston Kjerstad accomplished the feat against Eastern Illinois on Opening Weekend in 2020. Kjerstad hit four home runs during Arkansas' season-opening sweep of Eastern Illinois, homering twice and recording six RBI in the series finale.
- Iredale, Kjerstad, INF Carson Shaddy (9 RBI vs. Bucknell, 2018) and OF Sam Bates (9 RBI vs. Villanova, 2012) are the only Hogs in the Dave Van Horn era (2003-pres.) with nine RBI in a season-opening series.
- Iredale turned in a historic day at the plate against Portland (March 7), going 3-for-3 with two home runs and eight RBI to become the first Razorback with eight RBI in a game since Rodney Nye accomplished the feat against ORU on April 14, 1999.
- The Razorback third baseman was one RBI shy of matching Ryan Lundquist's single-game program record of nine RBI, which he accomplished against Central Missouri State on March 4, 1997.
- Iredale's 11 total RBI in the series sweep of Portland also marked the most by a Razorback in a three-game series in the DVH era.
- Through his first 17 games as a Razorback, Iredale is slashing .431/.581/.961 with seven home runs and 29 RBI on the year. He has recorded a team-leading two multi-home run games this season, doing so against Washington State (Feb. 15) and Portland (March 7).

GOT THAT WOOD

- **RHP Gage Wood** has worked in a variety of roles on the Razorback pitching staff throughout the first two years of his career.
- As a sophomore in 2024, the Batesville, Ark., native made 22 appearances, including three starts, and posted a 3-2 record with a 4.46 ERA, 56 strikeouts and two saves in 40.1 innings of work.
- As a true freshman in 2023, Wood was Arkansas' closer, going 2-0 with a 4.80 ERA, 42 strikeouts and a team-leading five saves in 30.0 innings of work to earn a spot on the Freshman All-SEC Team.
- All five of Wood's saves came in SEC play, and all five of his saves were of the multi-inning variety, including three three-inning saves.
- Now a junior, the right-hander made his first start of the season on the mound against Washington State (Feb. 15), striking out a career-high seven over five innings of two-run ball.

RETURN OF THE MAC (AGAIN)

- Veteran **RHP Will McEntire** can do it all for the Hogs.
- The redshirt senior has pitched in 71 career games with 20 starts, racking up 212 strikeouts over 205.1 innings of work. As a reliever, McEntire has seven career saves, including a career-high four saves in 2024, and at least one save in each of his last three seasons.
- One of McEntire's best outings of his career came in a start against Louisiana Tech (March 11, 2023), throwing a nine-inning complete game with six strikeouts on 97 pitches. He allowed just one unearned run on three hits and a walk in the dominant performance.
- His nine-inning complete game was the first by a Razorback pitcher since RHP Dominic Taccolini's 10-inning complete game shutout against SEC Eastern Division foe Kentucky in 2016.
- His three-hitter was the first by a Hog since RHP Ryne Stanek's nine-inning complete game three-hitter at #6 South Carolina in 2013.



Headlined by pitchers Landon Beidelschies and Zach Root, Arkansas' **transfer portal class** entering the 2025 season was ranked No. 2 in the country by Baseball America.

HOGS' TRANSFER PORTAL CLASS RANKED NO. 2 BY BASEBALL AMERICA

- Arkansas' transfer portal class coming into the 2025 season was ranked No. 2 in the country by Baseball America.
- The publication's top 100 transfer portal rankings feature eight Hog newcomers, including one in the top 10 and four among the top 50.
- The list includes **LHP Landon Beidelschies** (No. 9), **LHP Zach Root** (No. 13), **INF Camden Kozeal** (No. 26), **OF Charles Davalan** (No. 33), **OF Logan Maxwell** (No. 52), **INF/OF Rocco Peppi** (No. 65), **OF Carson Boles** (No. 93) and **INF Michael Anderson** (No. 98).
- In its summary of Arkansas' transfer class, Baseball America writes:

2. Arkansas

No. of top 100 transfers: 8

It was a disappointing end to the season for Arkansas, who—as the No. 4 national seed—saw its season end on its home turf following an upset loss in regional play to Southeast Missouri. The Razorbacks coaching staff entered the offseason with serious work to do as it pertained to both adding and replacing talent, and their transfer class is perhaps the best to come to Fayetteville in the portal era.

*They lost their entire rotation—Hagen Smith, Brady Tygart and Mason Molina—to the draft, but they added two of the best lefthanders in the portal in **Landon Beidelschies** (6-7, 4.15 ERA) and **Zach Root** (6-2, 3.56 ERA). Both will assume a weekend role this spring, and Arkansas has a bevy of weapons who will battle it out for the third starter spot. For as impressive a duo as Beidelschies and Root are, this class really shines positionally.*

Charles Davalan (.288/.413/.514) has no shortage of tools packed into his compact frame, and the Florida Gulf Coast product will likely be the team's everyday center fielder. Infielder **Camden Kozeal** (.284/.349/.439) will almost certainly start at second base, while a handful of other position players will be in the mix for starting roles. After a stunning end to 2024, Arkansas again has the look of a team that will be competing for a national championship.

POWERED BY THE PORTAL

- Head coach Dave Van Horn and the Razorbacks took full advantage of the transfer portal prior to the 2025 campaign, adding 10 Division I transfers to the roster during the offseason.

| Player | Former School(s) |
|--------------------------------|-------------------------------|
| INF/OF Kuhio Aloy | BYU |
| INF Michael Anderson | Rhode Island |
| LHP Landon Beidelschies | Ohio State |
| OF Carson Boles | Lincoln Memorial (DII) |
| OF Charles Davalan | FGCU |
| RHP Aiden Jimenez | Oregon State |
| INF Cam Kozeal | Vanderbilt |
| OF Logan Maxwell | TCU |
| INF/OF Rocco Peppi | Long Beach State/Fresno State |
| LHP Zach Root | ECU |

- D1Baseball Top 85 Impact Transfer Pitchers
No. 2 - **LHP Zach Root**
No. 5 - **LHP Landon Beidelschies**

- D1Baseball Top 50 Impact Transfer Hitters
No. 13 - **OF Charles Davalan**
No. 16 - **OF Logan Maxwell**
No. 18 - **INF Cam Kozeal**
No. 49 - **INF/OF Kuhio Aloy**

- From D1Baseball: Portal Pitchers with Breakout Potential

Zach Root, East Carolina to Arkansas - One of the top prospects in the 2025 draft class, Root started 12 games and appeared in 13 for ECU last season posting a 3.56 ERA in 68.1 innings of work. The 6-foot-1, 185-pounder also struck out 76 and walked 21. The left-hander potentially has one of the best arsenals in the nation, and what you see is what you get. It's an off-speed over fastball package, and he throws four of them average or better (change-up, curveball, cutter, slider). The best of the bunch is the curveball. It has two-plane shape at 79 mph with a total vertical depth of -55" which is comparable to current Major Leaguers Cole Ragans and DL Hall and would place him 20th of current qualified Major League left-handed starter pitchers. He also drew a 48% whiff rate with a .057 xwOBA against this breaker in 2024. His cutter (86-87 mph) and slider (83-85) profiles are very similar with about an inch of horizontal separation and four inches of vertical separation, and both drew strong whiff rates and ball-in-play results. There's a strong pronation bias with his two-seam 91-94 mph fastball that he throws 47% of the time and his low-80s change-up (22% usage) both carry significant arm-side profiles. There's little doubt in our minds that this arsenal, and the accompanying pitchability, translate to immediate success in the SEC, as well as professional baseball. – David Seifert/D1Baseball

JUCO BANDITS

- Arkansas also added a pair of big-name junior college products in **INF Brent Iredale** (New Mexico JC) and **OF Justin Thomas Jr.** (Florida SouthWestern State) to its roster during the offseason.
- D1Baseball Top 50 Impact JUCO Transfer Hitters
No. 2 - **INF Brent Iredale**
No. 12 - **OF Justin Thomas Jr.**



Featuring eight top 100 transfers and four top 500 freshmen, Arkansas' **newcomer class** entering the 2025 season was ranked No. 3 in the country by Baseball America.

HOGS' NEWCOMER CLASS RANKED NO. 3 BY BASEBALL AMERICA

- Arkansas' newcomer class coming into the 2025 season was ranked No. 3 in the country by Baseball America.
- To get the most accurate read on which college programs have the best incoming talent on their roster heading into 2025, the publication combined each program's transfer haul and recruiting class to come up with an overall ranking of newcomers.
- Baseball America's top 100 transfer portal rankings feature eight Razorback newcomers, including one in the top 10 and four among the top 50, and its top 500 draft rankings include four freshman.
- In its summary of Arkansas' newcomers, Baseball America writes:

3. Arkansas

Top 100 transfers: 8

BA 500 freshmen: 4

Arkansas has a lengthy track record of bringing impact talent to campus, and this year is no different. On top of a fantastic portal haul that includes eight of the top 100 transfers, the Razorbacks bring to campus a quartet of players who ranked on the final iteration of the BA 500.

Left-handers **Landon Beidelschies** (6-7, 4.15 ERA at Ohio State) and **Zach Root** (6-2, 3.56 ERA at East Carolina) are the strength of Arkansas' class of newcomers, but Oklahoma prep fireballer **Carson Wiggins** (No. 78), who is the younger brother of former Razorback and current Cubs prospect Jaxon, will be in contention to log a handful of innings as a freshman.

Former New Mexico JC standout third baseman **Brent Iredale** (.441/.576/1.000) ranked No. 464 on the BA 500 and is already off to a fast start this fall.

Following a disappointing end in 2024, Arkansas has reloaded and looks the part of a national championship contender.

D1BASEBALL TOP 25 IMPACT FRESHMAN CLASSES

- Arkansas' freshman class, headlined by **RHP Carson Wiggins** and **LHP Cole Gibler**, was ranked No. 16 in the country by D1Baseball.
- In its summary of Arkansas' freshman class, D1Baseball writes:

Of all the Razorback freshmen, Carson Wiggins came to campus with the highest accolades. The 94th overall prospect for the 2024 MLB Draft per Prep Baseball, the 6-foot-5 righthander touched 100.8 mph with his fastball while landing a mid-80s slider for strikes. It's a nasty combo that overwhelms opposing hitters, especially when also combined with solid control. He, like Gabe Gaeckle, is not just a wild-armed thrower. It took him just 10 pitches to set down Oklahoma State in order. Arms like Wiggins don't make it to college very often and he'll be a fun one to watch at least for two seasons in Fayetteville - Wiggins will be a draft-eligible sophomore in 2026.

Cole Gibler, a Missouri prep, was ranked the 131st overall prospect for the 2024 MLB Draft by Prep Baseball and he did everything to show deserving of that evaluation. His present pitchability is advanced for most any age, but super impressive for a freshman. With a quick arm he repeats a starter's-type delivery for above average control of three pitches. His fastball sat 92-95 and fired two breaking balls for strikes. Gibler sat down the side in order on 13 pitches, striking out a pair. Although it's a long way off, the 6-foot-2, 200-pound lefty has the look of a high round pick in 2027. - David Seifert/D1Baseball

NEW KIDS ON THE BLOCK

- Perfect Game featured **RHP Carson Wiggins** and **LHP Cole Gibler** in its rankings of the top 75 freshmen coming into the 2025 season.
- Wiggins is the younger brother of RHP Jaxon Wiggins, who pitched for Arkansas from 2021-22 and was selected by the Chicago Cubs in the second round (No. 68 overall) of the 2023 MLB Draft.





Since the start of the 2017 season, Arkansas has recorded **349 total wins**. The Razorbacks are the winningest program in all of college baseball in that span.

MACHINE OF CONSISTENCY

- Since the start of the 2017 season, Arkansas is the winningest college baseball program in the country (as of March 13, 2025).

| Team | Total Wins ('17 - '18 - '19 - '20 - '21 - '22 - '23 - '24 - '25) |
|-----------------|--|
| Arkansas | 349 (45 - 48 - 46 - 11 - 50 - 46 - 43 - 44 - 16) |
| Tennessee | 339 (27 - 29 - 40 - 15 - 50 - 57 - 44 - 60 - 17) |
| Florida | 337 (52 - 49 - 34 - 16 - 38 - 42 - 54 - 36 - 16) |
| LSU | 335 (52 - 39 - 40 - 12 - 38 - 40 - 54 - 43 - 17) |
| Oregon State | 334 (56 - 55 - 36 - 5 - 37 - 48 - 41 - 45 - 12) |
| Southern Miss | 334 (50 - 44 - 40 - 12 - 40 - 47 - 46 - 43 - 12) |
| East Carolina | 328 (32 - 44 - 47 - 13 - 44 - 46 - 47 - 46 - 9) |
| Vanderbilt | 325 (36 - 35 - 59 - 13 - 49 - 39 - 42 - 38 - 14) |
| Dallas Baptist | 318 (42 - 42 - 43 - 12 - 41 - 34 - 47 - 45 - 12) |
| Texas Tech | 307 (45 - 45 - 46 - 16 - 39 - 39 - 41 - 33 - 3) |

- Under Dave Van Horn, who is in his 23rd year as the Razorbacks' head coach, Arkansas has tallied seven 45-win seasons.

| Season | Total Wins |
|--------|------------|
| 2004 | 45 |
| 2012 | 46 |
| 2017 | 45 |
| 2018 | 48 |
| 2019 | 46 |
| 2021 | 50 |
| 2022 | 46 |

- Excluding the shortened 2020 season, the Razorbacks are the only SEC team, and one of only two teams in the country (also Southern Miss), to record 40-plus wins in each of the last seven full seasons.

| Season | Overall Wins | SEC Wins |
|--------|--------------|----------|
| 2017 | 45 | 18 |
| 2018 | 48 | 18 |
| 2019 | 46 | 20 |
| 2021 | 50 | 22 |
| 2022 | 46 | 18 |
| 2023 | 43 | 20 |
| 2024 | 44 | 20 |

IT JUST MEANS MORE WINS

- Arkansas has won 18-plus SEC games in seven consecutive seasons.
- LSU is the only other team in SEC history to record at least seven consecutive seasons of 18-plus SEC victories (10 from 1996-2005).
- Arkansas has started 8-4 or better in SEC play for seven consecutive seasons. It is the best stretch of starting 8-4 or better in SEC play by a team since LSU did so in eight consecutive seasons from 1991-98.

THE BIG 2-0

- Arkansas has finished with 20 or more SEC victories in a season five times in program history, including four times under Dave Van Horn.

| Year | SEC Record (Finish) |
|------|--|
| 1999 | 22-8 (SEC overall champions) |
| 2019 | 20-10 (SEC Western Division champions) |
| 2021 | 22-8 (SEC overall champions) |
| 2023 | 20-10 (SEC overall champions) |
| 2024 | 20-10 (SEC Western Division champions) |

- Arkansas reached the 20-win mark in SEC play in back-to-back seasons in 2023 and 2024 for the first time in program history.
- Arkansas, which has reached the 20-win mark in SEC play in four of the last five full seasons, is the first team since LSU between 1994-97 to post four 20-win SEC campaigns in five years.

GONE STREAKING

- Arkansas has recorded 11 winning streaks of 10 or more games since head coach Dave Van Horn took over at the helm of the program.

| Winning Streak | Dates |
|----------------|------------------------------|
| 16 | March 7, 2020-March 13, 2021 |
| 15 | Feb. 25-March 22, 2024 |
| 15 | March 1-28, 2023 |
| 13 | April 3-23, 2010 |
| 12 | Feb. 14-present, 2025 |
| 12 | March 5-25, 2022 |
| 12 | Feb. 11-March 8, 2005 |
| 11 | March 26-April 12, 2024 |
| 10 | May 16-June 5, 2021 |
| 10 | March 4-21, 2012 |
| 10 | Feb. 11-March 5, 2003 |

- The Razorbacks' 15-game winning streaks in 2023 and 2024 were their longest in-season winning streak of the Van Horn era.
- They were also the longest in-season winning streaks in program history since the Hogs won the first 18 games of the 1996 season.

MIDWEEK MAGIC

- The Hogs, 4-0 in midweek games in 2025, have won 16 consecutive midweek matchups. Arkansas' most recent midweek loss came against Lipscomb on May 2, 2023, in the final midweek game of 2023.
- Arkansas finished the 2024 season 12-0 in midweek games, posting an unbeaten midweek record for the first time since 2005.
- In 2024, the Razorbacks secured midweek wins against Grambling, UCA, Oral Roberts, Little Rock, Arkansas State and UAPB as well as three two-game midweek series sweeps over San Jose State, Texas Tech and Missouri State to finish with a perfect 12-0 midweek record.
- In 2005, Dave Van Horn's third season as head coach, Arkansas went 9-0 in midweek games, including two wins against Centenary, two wins against Missouri State, two wins against Northern Colorado, two wins against Oral Roberts and one win against Oklahoma State.



30 SEASONS OF BAUM-WALKER STADIUM

- The 2025 campaign marks the 30th season in the history of Baum-Walker Stadium, which opened in 1996. Arkansas maintains an all-time record of 710-243 (.745) in the stadium's 30-year history.
- Arkansas went 34-5 inside the friendly confines of Baum-Walker Stadium during the 2024 season, powered by a program record-tying 27-game winning streak at home from Feb. 19-April 27.
- Excluding 2020, Arkansas has won 28 or more home games in seven straight seasons, including a program-best 34 wins in 2018 and 2024.

| Year | Home Record | Overall Record (Postseason) |
|------|-------------|------------------------------|
| 2017 | 29-8 | 45-19 (Regional) |
| 2018 | 34-4 | 48-21 (College World Series) |
| 2019 | 33-7 | 46-20 (College World Series) |
| 2021 | 30-8 | 50-13 (Super Regional) |
| 2022 | 28-7 | 46-21 (College World Series) |
| 2023 | 32-6 | 43-18 (Regional) |
| 2024 | 34-5 | 44-16 (Regional) |

HOME SWEET BAUM-WALKER

- In order of winning percentage, here are the Razorbacks' top records at home since Baum-Walker Stadium opened in 1996.

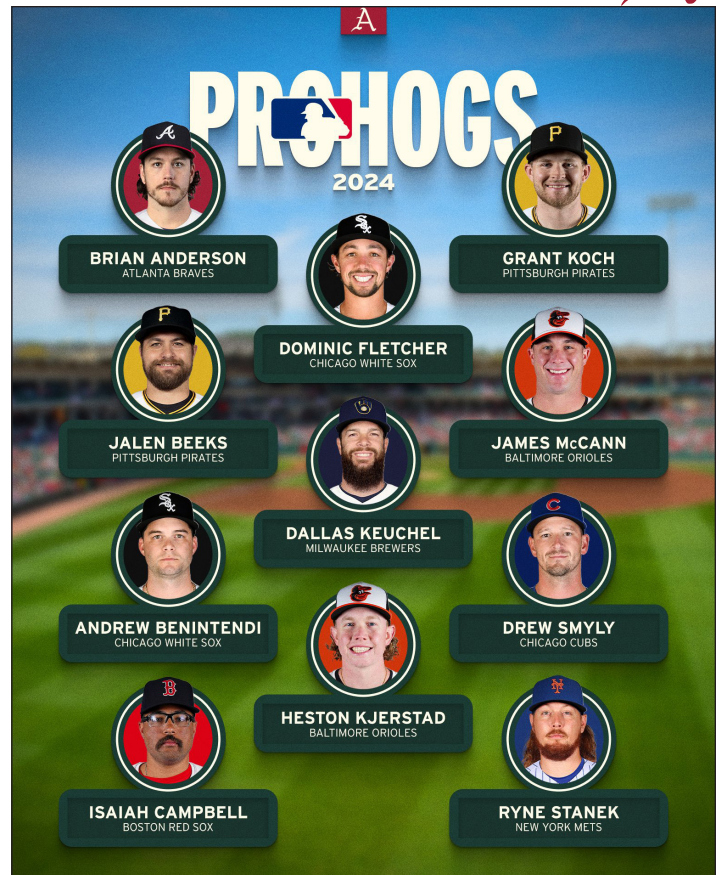
| Year | Home Record | Winning Percentage |
|------|-------------|--------------------|
| 2018 | 34-4 | .895 |
| 2024 | 34-5 | .872 |
| 2023 | 32-6 | .842 |
| 2019 | 33-7 | .825 |
| 2004 | 31-7 | .816 |
| 2022 | 28-7 | .800 |

J.B. & JOHNELLE HUNT FAMILY BASEBALL DEVELOPMENT CENTER

- The J.B. & Johnelle Hunt Family Baseball Development Center is a 49,000-square foot baseball performance facility, providing student-athletes with an expanded locker room, team meeting room, strength & conditioning center, training room, nutrition center, pitching development center and an in-venue batting tunnel.
- The one-of-a-kind facility, which opened ahead of the 2022 campaign, sits in the right-field corner of Baum-Walker Stadium.
- It also includes a tunnel to connect the facility to the first-base dugout and postgame press conference room.



The \$27 million, 49,000-square foot **J.B. & Johnelle Hunt Family Baseball Development Center** is the only one of its kind in all of college baseball.



PROHOGS

- Eleven (11) former Hogs played in an MLB game in 2024:


| Player | Team | Draft Year |
|-------------------|--------------------|------------|
| Brian Anderson | Atlanta Braves | 2014 |
| Jalen Beeks | Pittsburgh Pirates | 2014 |
| Andrew Benintendi | Chicago White Sox | 2015 |
| Isaiah Campbell | Boston Red Sox | 2019 |
| Dominic Fletcher | Chicago White Sox | 2019 |
| Dallas Keuchel | Milwaukee Brewers | 2009 |
| Heston Kjerstad | Baltimore Orioles | 2020 |
| Grant Koch | Pittsburgh Pirates | 2018 |
| James McCann | Baltimore Orioles | 2011 |
| Drew Smyly | Chicago Cubs | 2010 |
| Ryne Stanek | New York Mets | 2013 |

- Six (6) former Razorbacks have won a World Series championship:

| Player | Team | Year |
|-------------------|---------------------------------|-----------|
| Dick Hughes | St. Louis Cardinals | 1967 |
| Eric Hinske (2x) | Boston Red Sox/New York Yankees | 2007/2009 |
| Dallas Keuchel | Houston Astros | 2017 |
| Andrew Benintendi | Boston Red Sox | 2018 |
| Drew Smyly | Atlanta Braves | 2021 |
| Ryne Stanek | Houston Astros | 2022 |

MLB DRAFT FACTS

- Arkansas has had at least one player selected in each of the past 50 MLB drafts dating back to 1975.
- The Razorbacks have had double-digit players selected in a single draft on three occasions: 1985 (10), 2013 (11) and 2018 (11).
- Since 2018, no school in the country has had more overall draft selections than Arkansas (53).



Arkansas pitching coach **Matt Hobbs** has developed nine All-Americans, nine All-SEC honorees and 23 MLB draft picks since joining the program prior to the 2019 season.

HOBBS NAMED DIBASEBALL ASSISTANT COACH OF THE YEAR

- Arkansas pitching coach Matt Hobbs was named the DIBaseball Assistant Coach of the Year following the 2024 season.
- Hobbs, who enters his seventh season as pitching coach in 2025, guided his staff to a historic and record-breaking campaign in 2024.
- Arkansas ranked fifth nationally with a 3.87 ERA and a 3.11 strikeout-to-walk ratio and led the country with 12.1 strikeouts per nine innings, powered by a school-record 706 strikeouts.
- Since joining Arkansas as the pitching coach prior to the 2019 campaign, Hobbs has helped develop:
 - » 9 All-Americans
 - » 9 All-SEC honorees, including two SEC pitchers of the year
 - » 23 MLB draft selections, including 16 top 10 rounders
- Under Hobbs's tutelage, RHP Kevin Kopps emerged as the best player in the country in 2021, winning both the Golden Spikes Award and Dick Howser Trophy, and LHP Hagen Smith was the unanimous national pitcher of the year in 2024.
- With Hobbs' help, Smith solidified his status as one of the greatest pitchers in Razorback history, concluding his career as the program's all-time strikeout king and single-season strikeout leader, and departing as the highest-drafted pitcher in school history when he was selected fifth overall by the Chicago White Sox in the 2024.
- Since Hobbs joined the Razorback coaching staff, Arkansas has made two trips to the College World Series (2019, 2022), clinched a pair of overall SEC championships (2021, 2023) and captured four SEC Western Division titles (2019, 2021, 2023, 2024).
- Additionally, the Hogs won Collegiate Baseball's national recruiting championship for the first time in program history in 2023 as Arkansas' star-studded recruiting class was named the nation's best.



Arkansas, the winningest team in the nation since 2017 (333 overall wins), checked in at No. 5 in DIBaseball's biennial rankings of the top 100 programs in college baseball.

HOGS AT NO. 5 IN DIBASEBALL'S TOP 100 PROGRAMS RANKINGS

- Arkansas checked in at No. 5 in DIBaseball's biennial rankings of the top 100 programs in college baseball.
- DIBaseball's rankings place an emphasis on a tradition of consistent winning in the last decade, especially in the last five years, with the ultimate goal being to identify programs in the best shape currently with an eye towards the next five to 10 years.
- DIBaseball writers Aaron Fitt, Kendall Rogers, Mike Rooney, Joe Healy and Mark Etheridge made adjustments to the rankings based on evaluations of coaching staff quality and stability, facilities, scholarship/financial aid situation, conference dynamics, momentum, recruiting and player development proficiency.
- In its summary of the Arkansas program, DIBaseball writes:

The Razorbacks are still chasing the program's first national title, but it's safe to say they've still had a plethora of success over the past few seasons under the direction of long-time and legendary head coach Dave Van Horn. The Hogs recently went 44-16 overall, 20-10 in the SEC, and earned the No. 5 national seed before getting upset in the Fayetteville Regional. Before this past season, the Hogs had gone 43-18 overall (tied for the SEC regular season crown with Florida) in '23 with a No. 3 national seed and yet another Regional host while also going 46-21 overall in '22 with a trip to the College World Series. And in '21, the Hogs went a miraculous 50-13 overall with a 22-8 record in the SEC. That year, the Hogs were the top overall national seed before getting upset in the Fayetteville Super Regional by NC State. Yes, not winning a national title - yet - is a knock on the Hogs, but literally everything else is checked. The Hogs are a perennial power, they're insanely consistent in the toughest conference in college baseball, and the resources are plentiful in Fayetteville. Baum Stadium is exceptional, the player development facilities are the nation's best, and the program is well-positioned in the NIL era. The Hogs are in a fantastic spot moving forward. - Kendall Rogers/DIBaseball



BAUM-WALKER STADIUM RECORDS

13,472

SINGLE-GAME ATTENDANCE (2018)

10,376

SINGLE-SEASON AVERAGE (2022)

394,146

SINGLE-SEASON TICKETS (2024)

710

WINS AT BAUM-WALKER STADIUM

34,796

3-GAME SERIES ATTENDANCE (2022)

ARKANSAS YEAR-BY-YEAR RESULTS AT BAUM-WALKER STADIUM

| | | | | | | | | | |
|--------------------------------|--------------------------------|-------------------------------|--------------------------------|--------------------------------|-------------------------------|--------------------------------|-------------------------------|--------------------------------|--------------------------------|
| 1996 6-3 (.667) | 1997 26-7 (.788) | 1998 22-9 (.710) | 1999 26-7 (.788) | 2000 15-19 (.441) | 2001 19-6 (.760) | 2002 18-12 (.600) | 2003 22-8 (.733) | 2004 31-8 (.795) | 2005 19-9 (.679) |
| 2006 21-8 (.724) | 2007 23-10 (.697) | 2008 24-9 (.727) | 2009 21-12 (.636) | 2010 29-9 (.763) | 2011 24-7 (.774) | 2012 28-8 (.778) | 2013 24-9 (.727) | 2014 25-10 (.714) | 2015 23-12 (.657) |
| 2016 19-14 (.576) | 2017 29-8 (.784) | 2018 34-4 (.895) | 2019 33-7 (.825) | 2020 11-2 (.846) | 2021 30-8 (.790) | 2022 28-7 (.800) | 2023 32-6 (.842) | 2024 34-5 (.872) | 2025 14-0 (1.000) |

Top 20 All-Time Crowds (tickets sold/distributed)

| | | |
|-----------------------|--------|----------------|
| 1. USC | 13,472 | March 3, 2018 |
| 2. Mississippi State | 12,589 | April 25, 2015 |
| 3. South Alabama | 12,006 | March 7, 2020 |
| 4. LSU | 11,827 | April 8, 2017 |
| 5. Tennessee | 11,787 | April 26, 2019 |
| 6. Vanderbilt | 11,772 | May 13, 2022 |
| 7. Vanderbilt | 11,761 | May 14, 2022 |
| 8. Auburn | 11,742 | April 26, 2014 |
| 9. Ole Miss | 11,736 | April 30, 2022 |
| 10. LSU | 11,714 | May 10, 2019 |
| 11. Ole Miss | 11,651 | April 29, 2022 |
| 12. Tennessee | 11,594 | April 27, 2019 |
| 13. Mississippi State | 11,548 | April 1, 2022 |
| 14. Mississippi State | 11,522 | April 2, 2022 |
| 15. LSU | 11,462 | April 9, 2011 |
| 16. Arizona State | 11,434 | April 8, 2009 |
| 17. Mississippi State | 11,415 | April 3, 2022 |
| 18. Ole Miss | 11,409 | May 1, 2022 |
| 19. Ole Miss* | 11,383 | June 9, 2019 |
| 20. Ole Miss* | 11,350 | June 8, 2019 |

* - NCAA Super Regional
^ - NCAA Regional

Top 20 All-Time Crowds (actual)

| | | |
|-----------------------|--------|----------------|
| 1. Missouri State* | 12,167 | June 6, 2015 |
| 2. Missouri State* | 11,869 | June 5, 2015 |
| 3. South Carolina* | 11,722 | June 9, 2018 |
| 4. Missouri State* | 11,694 | June 7, 2015 |
| 5. South Carolina* | 11,481 | June 10, 2018 |
| 6. South Carolina* | 11,217 | June 11, 2018 |
| 7. LSU | 11,103 | April 9, 2011 |
| 8. Arizona State | 11,014 | April 8, 2009 |
| 9. Oral Roberts^ | 11,088 | June 2, 2017 |
| 10. LSU | 10,987 | April 8, 2017 |
| 11. Mississippi State | 10,837 | April 25, 2015 |
| 12. Mississippi State | 10,784 | April 16, 2011 |
| 13. USC | 10,732 | March 3, 2018 |
| 14. LSU | 10,581 | May 5, 2007 |
| 15. Texas A&M | 10,477 | April 20, 2013 |
| 16. Missouri State^ | 10,369 | June 3, 2017 |
| 17. Missouri State^ | 10,273 | June 5, 2017 |
| 18. Central Michigan | 10,219 | Feb. 20, 2016 |
| 19. Auburn | 10,217 | April 26, 2014 |
| 20. Southern Miss^ | 10,213 | June 2, 2018 |

* - NCAA Super Regional
^ - NCAA Regional

2024 NCAA ATTENDANCE LEADERS

| Team | Total Home Attendance | | Games |
|----------------------|-----------------------|---------|-------|
| | Average | Total | |
| 1. Arkansas | 10,106 | 394,146 | 39 |
| 2. LSU | 10,834 | 390,033 | 36 |
| 3. Mississippi State | 10,903 | 370,711 | 34 |
| 4. Ole Miss | 9,628 | 298,461 | 31 |
| 5. Texas | 7,476 | 269,143 | 36 |
| 6. Texas A&M | 6,431 | 257,258 | 40 |
| 7. Tennessee | 5,339 | 234,921 | 44 |
| 8. South Carolina | 7,045 | 232,501 | 33 |
| 9. Florida | 6,100 | 195,199 | 32 |
| 10. Florida State | 4,982 | 179,336 | 36 |
| 11. Clemson | 4,660 | 177,094 | 38 |
| 12. East Carolina | 4,865 | 170,277 | 35 |
| 13. Southern Miss | 5,317 | 164,825 | 31 |
| 14. Virginia | 4,197 | 159,483 | 38 |
| 15. Oklahoma State | 4,828 | 144,850 | 30 |
| 16. Nebraska | 5,221 | 135,734 | 26 |
| 17. Auburn | 4,244 | 131,576 | 31 |
| 18. Kentucky | 3,952 | 126,469 | 32 |
| 19. Vanderbilt | 3,597 | 125,887 | 35 |
| 20. Hawaii | 3,476 | 125,131 | 36 |



SERIES HISTORY

INSIDE THE SERIES (SINCE 1960): OLE MISS

Overall Series Record: 62-53
 Record in Fayetteville, Ark.: 29-23
 Record in Oxford, Miss.: 25-23
 Record at Neutral Sites: 8-7

IN THE DVH ERA (2003-PRESENT): OLE MISS

Overall Series Record: 37-43
 Record in Fayetteville, Ark.: 17-19
 Record in Oxford, Miss.: 13-17
 Record at Neutral Sites: 7-7

Previous 12 meetings (Arkansas leads, 8-4)

| DATE | SITE | W/L | SCORE |
|---------|--------------------|-----|-------|
| 4/29/22 | Fayetteville, Ark. | L | 4-2 |
| 4/30/22 | Fayetteville, Ark. | W | 6-3 |
| 5/1/22 | Fayetteville, Ark. | W | 4-3 |
| 6/20/22 | Omaha, Neb.+ | L | 13-5 |
| 6/22/22 | Omaha, Neb.+ | W | 3-2 |
| 6/23/22 | Omaha, Neb.+ | L | 2-0 |
| 4/7/23 | Oxford, Miss. | W | 11-2 |
| 4/7/23 | Oxford, Miss. | L | 7-4 |
| 4/8/23 | Oxford, Miss. | W | 6-4 |
| 4/4/24 | Fayetteville, Ark. | W | 5-2 |
| 4/5/24 | Fayetteville, Ark. | W | 8-3 |
| 4/6/24 | Fayetteville, Ark. | W | 7-4 |

BOX SCORE FROM PREVIOUS MEETING



2024 Arkansas Baseball
Ole Miss at #1 Arkansas
 Apr 06, 2024 at Fayetteville, Ark. (Baum-Walker Stadium)



Ole Miss 4 (18-15,3-9 SEC)

| Player | ab | r | h | rbi | bb | so | po | a | lob |
|-----------------------|----|---|---|-----|----|----|----|---|-----|
| Luke Hill 2b | 4 | 2 | 1 | 0 | 1 | 1 | 1 | 3 | 1 |
| Andrew Fischer 3b | 4 | 0 | 1 | 1 | 2 | 2 | 1 | 0 | 0 |
| Ethan Groff cf | 4 | 0 | 2 | 2 | 1 | 1 | 3 | 0 | 0 |
| Ethan Lege lf | 5 | 0 | 1 | 0 | 0 | 1 | 1 | 0 | 0 |
| Jackson Ross 1b | 4 | 0 | 0 | 0 | 1 | 3 | 6 | 1 | 5 |
| Will Furniss dh | 2 | 0 | 1 | 0 | 0 | 1 | 0 | 0 | 0 |
| Bo Gatlin ph | 1 | 0 | 0 | 0 | 1 | 0 | 0 | 0 | 0 |
| Campbell Smithwick ph | 1 | 0 | 0 | 0 | 0 | 0 | 0 | 0 | 0 |
| Judd Utermark rf | 3 | 1 | 1 | 0 | 2 | 3 | 0 | 2 | 2 |
| Treyson Hughes ph/rf | 1 | 0 | 0 | 0 | 1 | 0 | 0 | 0 | 0 |
| Trenton Lyons c | 4 | 1 | 1 | 0 | 2 | 7 | 0 | 2 | 2 |
| Brayden Randle ss | 3 | 0 | 1 | 1 | 0 | 0 | 0 | 2 | 0 |
| Mason Nichols p | 0 | 0 | 0 | 0 | 0 | 0 | 0 | 0 | 0 |
| Josh Mallitz p | 0 | 0 | 0 | 0 | 0 | 0 | 0 | 0 | 0 |
| Brayden Jones p | 0 | 0 | 0 | 0 | 0 | 0 | 0 | 0 | 0 |
| Connor Spencer p | 0 | 0 | 0 | 0 | 0 | 0 | 0 | 0 | 0 |
| Sam Tookoian p | 0 | 0 | 0 | 0 | 0 | 0 | 1 | 0 | 0 |
| Ryne Rodriguez p | 0 | 0 | 0 | 0 | 0 | 0 | 0 | 0 | 0 |
| Totals | 36 | 4 | 9 | 4 | 4 | 15 | 24 | 7 | 10 |

Arkansas 7 (27-3,11-1 SEC)

| Player | ab | r | h | rbi | bb | so | po | a | lob |
|-----------------------|----|---|----|-----|----|----|----|---|-----|
| Peyton Stovall 2b | 4 | 0 | 1 | 1 | 1 | 1 | 1 | 1 | 0 |
| Ben McLaughlin 1b | 4 | 0 | 0 | 0 | 1 | 2 | 4 | 1 | 2 |
| Wehiwa Aloy ss | 4 | 1 | 2 | 0 | 1 | 2 | 0 | 1 | 1 |
| Kendall Diggs rf | 5 | 1 | 3 | 0 | 0 | 1 | 0 | 0 | 1 |
| Ross Lovich lf | 3 | 1 | 0 | 0 | 1 | 0 | 1 | 0 | 3 |
| Jared Sprague-Lott 3b | 2 | 1 | 0 | 0 | 3 | 0 | 1 | 2 | 0 |
| Nolan Souza dh | 5 | 2 | 3 | 5 | 0 | 0 | 0 | 0 | 1 |
| Hudson White c | 3 | 1 | 1 | 0 | 1 | 0 | 15 | 0 | 2 |
| Ty Wilmsmeyer cf | 4 | 0 | 1 | 0 | 0 | 3 | 0 | 2 | 0 |
| Brady Tygart p | 0 | 0 | 0 | 0 | 0 | 2 | 0 | 0 | 0 |
| Jake Faherty p | 0 | 0 | 0 | 0 | 0 | 0 | 0 | 0 | 0 |
| Parker Coil p | 0 | 0 | 0 | 0 | 0 | 0 | 0 | 0 | 0 |
| Gabe Gaeckle p | 0 | 0 | 0 | 0 | 0 | 0 | 0 | 0 | 0 |
| Will McEntire p | 0 | 0 | 0 | 0 | 0 | 0 | 0 | 0 | 0 |
| Totals | 34 | 7 | 11 | 6 | 8 | 6 | 27 | 5 | 12 |

| Score by Innings | 1 | 2 | 3 | 4 | 5 | 6 | 7 | 8 | 9 | R | H | E |
|------------------|---|---|---|---|---|---|---|---|---|---|----|---|
| Ole Miss | 0 | 0 | 0 | 0 | 2 | 1 | 0 | 0 | 1 | 4 | 9 | 2 |
| Arkansas | 0 | 0 | 0 | 1 | 2 | 0 | 4 | 0 | X | 7 | 11 | 1 |

E - A. Fischer(6); J. Mallitz(1); Aloy(3). DP - Ole Miss 2. LOB - Ole Miss 10; Arkansas 12. 2B - E. Lege(9); J. Utermark(3); Stovall(4). HR - Souza 2(6). HBP - Lovich. SH - B. Randle(3). SB - E. Groff(11); Aloy(6); Lovich(2).

| Ole Miss | ip | h | r | er | bb | so | ab | bf | np | Arkansas | ip | h | r | er | bb | so | ab | bf | np |
|----------------|-----|---|---|----|----|----|----|----|----|---------------|-----|---|---|----|----|----|----|----|----|
| Mason Nichols | 3.2 | 3 | 1 | 1 | 3 | 4 | 14 | 17 | 71 | Brady Tygart | 4.1 | 4 | 2 | 2 | 3 | 7 | 17 | 21 | 82 |
| Josh Mallitz | 0.1 | 3 | 2 | 2 | 1 | 0 | 4 | 5 | 25 | Jake Faherty | 0.2 | 0 | 0 | 0 | 0 | 1 | 2 | 2 | 5 |
| Brayden Jones | 0.2 | 2 | 0 | 0 | 0 | 0 | 3 | 4 | 19 | Parker Coil | 0.2 | 2 | 1 | 1 | 1 | 0 | 2 | 4 | 12 |
| Connor Spencer | 1.1 | 2 | 3 | 3 | 2 | 0 | 6 | 8 | 39 | Gabe Gaeckle | 2.2 | 2 | 1 | 1 | 1 | 4 | 10 | 11 | 35 |
| Sam Tookoian | 0.1 | 0 | 1 | 0 | 1 | 0 | 2 | 3 | 13 | Will McEntire | 0.2 | 1 | 0 | 0 | 0 | 1 | 3 | 3 | 12 |
| Ryne Rodriguez | 1.2 | 1 | 0 | 0 | 1 | 2 | 5 | 6 | 27 | | | | | | | | | | |

Win - Gaeckle (1-2). Loss - C. Spencer (0-2). Save - McEntire (4).
 WP - R. Rodriguez(1). HBP - by B. Jones (Lovich). Inherited runners/scored: B. Jones 2/2; C. Spencer 2/0; R. Rodriguez 1/0; Faherty 2/0; Gaeckle 1/0; McEntire 2/1. Pitches/strikes: M. Nichols 71/48; J. Mallitz 25/13; B. Jones 19/9; C. Spencer 39/22; S. Tookoian 13/5; R. Rodriguez 27/17; Tygart 82/47; Faherty 5/4; Coil 12/12; Gaeckle 35/21; McEntire 12/7.

Umpires - HP: David Savage 1B: Kevin Elzey 2B: Danny Cricks 3B: Kevin Sweeney
 Start: 2:02 pm Time: 3:29 Attendance: 11184
 Weather: 70s, clear sky, 16 mph NW wind
 J. Mallitz faced 2 batters in the 5th.
 C. Spencer faced 3 batters in the 7th.

HONORS & AWARDS

INF Wehiwa Aloy

Golden Spikes Award Preseason Watch List
 Bobby Bragan National Collegiate Slugger Award Watch List
 SEC Player of the Week (Feb. 24 & March 10)
 Perfect Game National Player of the Week (March 11)
 Bobby Bragan National Collegiate Slugger Player Of The Week (March 14)

RHP Landon Beidelschies

Perfect Game Preseason All-American (First Team)
 Coaches Preseason All-SEC (Second Team)
 Perfect Game Preseason All-SEC (First Team)

RHP Christian Foutch


NCBWA Preseason All-American (Third Team)
 Coaches Preseason All-SEC (Second Team)
 NCBWA Preseason Stopper of the Year Award Watch List

RHP Gabe Gaeckle

Consensus Preseason All-American
 • Baseball America (Second Team)
 • D1Baseball (Second Team)
 • NCBWA (Second Team)
 • Perfect Game (First Team)
 Baseball America Preseason SEC Pitcher of the Year
 Coaches Preseason All-SEC (First Team)
 Perfect Game Preseason All-SEC (First Team)
 Golden Spikes Award Preseason Watch List

LHP Zach Root

D1Baseball Preseason All-American (Third Team)
 NCBWA Perfect Game Preseason All-American (Third Team)
 Perfect Game Preseason All-American (Second Team)
 Perfect Game Preseason All-SEC (Second Team)



Left-hander **Zach Root** collected three preseason All-America honors, including second-team recognition from Perfect Game and third-team praise from D1Baseball and NCBWA. The ECU transfer went 6-2 with a 3.56 ERA and 76 strikeouts in 68.1 innings across 13 appearances, including 12 starts, on the mound during his sophomore campaign in 2024.

STANDINGS

| | SEC | Pct. | GB | All | Pct. | Home | Away | Neutral | Top 25 | Top 10 | L10 | Streak |
|-------------------|------------|----------|----------|-------------|-------------|-------------|------------|------------|------------|------------|-------------|------------|
| Tennessee | 0-0 | - | - | 17-0 | 1.000 | 14-0 | 0-0 | 3-0 | 1-0 | 0-0 | 10-0 | W17 |
| Georgia | 0-0 | - | - | 19-1 | .950 | 14-0 | 3-1 | 2-0 | 0-0 | 0-0 | 10-0 | W16 |
| Alabama | 0-0 | - | - | 17-1 | .944 | 12-1 | 2-0 | 3-0 | 3-0 | 0-0 | 9-1 | W1 |
| LSU | 0-0 | - | - | 17-1 | .944 | 13-1 | 0-0 | 4-0 | 0-0 | 0-0 | 10-0 | W12 |
| Arkansas | 0-0 | - | - | 16-1 | .941 | 14-0 | 0-0 | 2-1 | 2-0 | 0-0 | 10-0 | W12 |
| Oklahoma | 0-0 | - | - | 15-1 | .938 | 12-0 | 0-1 | 3-0 | 2-1 | 2-0 | 9-1 | W4 |
| Texas | 0-0 | - | - | 14-1 | .933 | 9-0 | 0-0 | 5-1 | 1-0 | 0-0 | 10-0 | W14 |
| Florida | 0-0 | - | - | 16-2 | .889 | 14-1 | 2-1 | 0-0 | 1-0 | 1-0 | 8-2 | W5 |
| Ole Miss | 0-0 | - | - | 14-2 | .875 | 12-0 | 0-1 | 2-1 | 3-1 | 1-1 | 9-1 | L1 |
| Kentucky | 0-0 | - | - | 13-2 | .867 | 8-1 | 5-1 | 0-0 | 0-0 | 0-0 | 9-1 | W2 |
| South Carolina | 0-0 | - | - | 15-3 | .833 | 13-1 | 2-1 | 0-1 | 0-3 | 0-3 | 7-3 | W6 |
| Auburn | 0-0 | - | - | 14-3 | .824 | 10-2 | 0-1 | 4-0 | 2-0 | 1-0 | 8-2 | W2 |
| Vanderbilt | 0-0 | - | - | 14-3 | .824 | 11-0 | 2-1 | 1-2 | 1-1 | 0-0 | 8-2 | W5 |
| Mississippi State | 0-0 | - | - | 13-4 | .765 | 10-1 | 0-1 | 3-2 | 1-3 | 0-0 | 7-3 | W6 |
| Texas A&M | 0-0 | - | - | 10-6 | .625 | 9-4 | 0-0 | 1-2 | 0-1 | 0-0 | 5-5 | W1 |
| Missouri | 0-0 | - | - | 8-8 | .500 | 5-4 | 0-1 | 3-3 | 0-0 | 0-0 | 6-4 | L1 |

SCHEDULE/RESULTS

Tuesday, March 11

at #3 Georgia 8, East Tennessee State 6
 at #1 Tennessee 4, West Georgia 2
 at South Alabama 14, #13 Ole Miss 5
 at #13 Vanderbilt 12, Valparaiso 0 (7 inn.)
 #6 Florida 7, at #4 Florida State 2
 at #23 Kentucky 9, Northern Illinois 2
 #16 Alabama 6, at UAB 3
at #3 Arkansas 9, Central Arkansas 2
 #23 Auburn 6, UT Martin 1 (Huntsville, Ala.)
 #22 Mississippi State 9, Old Dominion 4
 (Hancock Whitney Classic - Biloxi, Miss.)
 at #15 Texas A&M 14, Prairie View A&M 0 (7 inn.)
 at #1 LSU 18, Xavier 4 (7 inn.)
 at #6 Texas 7, UT Arlington 4

Wednesday, March 12

#22 Mississippi State 2, Nicholls 1
 (Hancock Whitney Classic - Biloxi, Miss.)
 at South Carolina 7, Georgia State 1
 at #8 Oklahoma 9, Louisiana Tech 5

Friday, March 14

*#23 Kentucky at #3 Georgia - 6 p.m. [SECN+]
 *#6 Florida at #1 Tennessee - 6:30 p.m. [SECN+]
 *#16 Alabama at #15 Texas A&M - 7 p.m. [SECN+]
 *#13 Vanderbilt at #23 Auburn - 7 p.m. [SECN+]
 *#6 Texas at #22 Mississippi State - 7 p.m. [SECN+]
 *#8 Oklahoma at South Carolina - 7 p.m. [SECN+]
 *Missouri at #1 LSU - 7:30 p.m. [SECN+]
***#3 Arkansas at #13 Ole Miss - 7:30 p.m. [SECN+]**

Saturday, March 15

*#23 Kentucky at #3 Georgia - 2 p.m. [SECN+]
***#3 Arkansas at #13 Ole Miss - 2:30 p.m. [SECN+]**
 *#16 Alabama at #15 Texas A&M - 3 p.m. [SECN+]
 *#6 Texas at #22 Mississippi State - 3 p.m. [SECN+]
 *#8 Oklahoma at South Carolina - 4 p.m. [SECN+]
 *#6 Florida at #1 Tennessee - 6 p.m. [SECN]
 *#13 Vanderbilt at #23 Auburn - 7 p.m. [SECN+]
 *Missouri at #1 LSU - 7 p.m. [SECN+]

Sunday, March 9

*#6 Florida at #1 Tennessee - 1 p.m. [SECN+]
 *#23 Kentucky at #3 Georgia - 1 p.m. [SECN+]
 *#8 Oklahoma at South Carolina - 1:30 p.m. [SECN+]
 *Missouri at #1 LSU - 2 p.m. [SECN+]
 *#6 Texas at #22 Mississippi State - 2 p.m. [SECN]
***#3 Arkansas at #13 Ole Miss - 2:30 p.m. [SECN+]**
 *#13 Vanderbilt at #23 Auburn - 3 p.m. [SECN+]
 *#16 Alabama at #15 Texas A&M - 5 p.m. [SECN]

All times Eastern; Rankings reflect highest among major polls





WEEK 5

SOUTHEASTERN CONFERENCE

AS OF MARCH 10

ACTIVE CAREER LEADERS

Games Played

| | | |
|-----|---------------------------------|------------|
| 1. | Kennedy Jones*, South Carolina | 189 |
| 2. | Michael Braswell III, LSU | 185 |
| 3. | Hunter Hines, Mississippi State | 184 |
| 4. | Josh Pearson, LSU | 182 |
| 5. | Isaac Humphrey*, Ole Miss | 180 |
| 6. | Hayden Schott*, Texas A&M | 178 |
| 7. | Wyatt Henseler*, Texas A&M | 176 |
| 8. | Rocco Peppi*, Arkansas | 175 |
| 9. | Garrett Staton*, Alabama | 170 |
| 10. | Jonathan Vastine, Vanderbilt | 168 |

Runs Scored

| | | |
|-----|---------------------------------|------------|
| 1. | Wyatt Henseler*, Texas A&M | 190 |
| 2. | Robbie Burnett*, Georgia | 169 |
| 3. | Cole Hage*, Kentucky | 157 |
| 4. | Daniel Dickinson*, LSU | 156 |
| 5. | Garrett Staton*, Alabama | 155 |
| 6. | Kennedy Jones*, South Carolina | 154 |
| 7. | Jace LaViolette, Texas A&M | 150 |
| 8. | Matt Bergevin*, Texas A&M | 148 |
| 9. | Hunter Hines, Mississippi State | 146 |
| 10. | Isaac Humphrey*, Ole Miss | 140 |
| -- | | |
| | Wehiwa Aloy*, Arkansas | 135 |
| | Rocco Peppi*, Arkansas | 126 |

Hits

| | | |
|-----|---------------------------------|------------|
| 1. | Wyatt Henseler*, Texas A&M | 250 |
| 2. | Kennedy Jones*, South Carolina | 250 |
| 3. | Hayden Schott*, Texas A&M | 225 |
| 4. | Hunter Hines, Mississippi State | 202 |
| 5. | Rocco Peppi*, Arkansas | 200 |
| 6. | Robbie Burnett*, Georgia | 196 |
| 7. | Daniel Dickinson*, LSU | 193 |
| 8. | Luis Hernandez*, LSU | 192 |
| 9. | Garrett Staton*, Alabama | 185 |
| 10. | Shaun Montoya*, Kentucky | 181 |
| -- | | |
| | Wehiwa Aloy*, Arkansas | 178 |

Doubles

| | | |
|-----|--------------------------------|-----------|
| 1. | Wyatt Henseler*, Texas A&M | 53 |
| 2. | Hayden Schott*, Texas A&M | 49 |
| 3. | Kennedy Jones*, South Carolina | 44 |
| 4. | Rocco Peppi*, Arkansas | 43 |
| 5. | Matt Bergevin*, Texas A&M | 42 |
| 6. | Luis Hernandez*, LSU | 40 |
| 7. | Garrett Staton*, Alabama | 39 |
| | Jonathan Vastine, Vanderbilt | 39 |
| | Devin Burkes, Kentucky | 39 |
| 10. | Cole Hage*, Kentucky | 38 |
| -- | | |
| | Wehiwa Aloy*, Arkansas | 31 |

Home Runs

| | | |
|-----|---------------------------------|-----------|
| 1. | Hunter Hines, Mississippi State | 57 |
| 2. | Wyatt Henseler*, Texas A&M | 54 |
| | Jace LaViolette, Texas A&M | 54 |
| 4. | Ethan Petry, South Carolina | 49 |
| 5. | Jared Jones, LSU | 48 |
| 6. | Colby Shelton, Florida | 46 |
| 7. | Robbie Burnett*, Georgia | 45 |
| 8. | Gavin Kash*, Texas A&M | 43 |
| | Cooper McMurray*, Auburn | 43 |
| 10. | Matt Bergevin*, Texas A&M | 37 |
| -- | | |
| | Wehiwa Aloy*, Arkansas | 34 |

RBI

| | | |
|-----|---------------------------------|------------|
| 1. | Wyatt Henseler*, Texas A&M | 198 |
| 2. | Hunter Hines, Mississippi State | 180 |
| 3. | Kennedy Jones*, South Carolina | 172 |
| 4. | Hayden Schott*, Texas A&M | 162 |
| 5. | Jace LaViolette, Texas A&M | 159 |
| 6. | Matt Bergevin*, Texas A&M | 147 |
| 7. | Gavin Kash*, Texas A&M | 145 |
| 8. | Cooper McMurray*, Auburn | 144 |
| 9. | Mitchell Sanford*, Ole Miss | 142 |
| 10. | Robbie Burnett*, Georgia | 140 |
| -- | | |
| | Rocco Peppi*, Arkansas | 127 |
| | Wehiwa Aloy*, Arkansas | 120 |

HBP

| | | |
|----|------------------------------------|-----------|
| 1. | Rocco Peppi*, Arkansas | 55 |
| 2. | Wyatt Henseler*, Texas A&M | 46 |
| 3. | Noah Sullivan*, Mississippi State | 43 |
| | Cole Hage*, Kentucky | 43 |
| 5. | Cade Kurland, Florida | 42 |
| 6. | Garrett Staton*, Alabama | 37 |
| | Josh Pearson, LSU | 37 |
| 8. | Ethan Petry, South Carolina | 36 |
| 9. | Devin Burkes, Kentucky | 34 |
| | Michael Anderson*, Arkansas | 34 |
| | Brennen Norton*, Alabama | 34 |

Wins

| | | |
|-----|-----------------------------------|-----------|
| 1. | Ruger Riojas*, Texas | 18 |
| 2. | Will McEntire, Arkansas | 17 |
| | Chase Hungate*, Mississippi State | 17 |
| 4. | Noah Sullivan*, Mississippi State | 15 |
| | Zac Cowan*, LSU | 15 |
| 6. | Jacob Mayers*, LSU | 14 |
| 7. | Matthew Becker, South Carolina | 13 |
| | Nic McCay*, Kentucky | 13 |
| | Jared Spencer*, Texas | 13 |
| 10. | Grant Stevens*, Oklahoma | 12 |
| | Nate Snead*, Tennessee | 12 |
| | Kolten Smith, Georgia | 12 |
| | Karson Ligon*, Mississippi State | 12 |
| | Ryan Prager, Texas A&M | 12 |
| -- | | |
| | Zach Root*, Arkansas | 11 |
| | Dylan Carter, Arkansas | 10 |

Appearances

| | | |
|----|-----------------------------------|-----------|
| 1. | Brad Rudis, Texas A&M | 75 |
| 2. | Chase Hungate*, Mississippi State | 74 |
| 3. | Will McEntire, Arkansas | 70 |
| 4. | Jackson Nove, Kentucky | 65 |
| 5. | John Armstrong, Auburn | 64 |
| | Matthew Becker, South Carolina | 64 |
| 7. | Jared Spencer*, Texas | 63 |
| 8. | Robert Hogan, Kentucky | 61 |
| 9. | Nate Snead*, Tennessee | 58 |
| | Carson Myers*, Auburn | 58 |

Saves

| | | |
|----|---------------------------------------|----------|
| 1. | Aiton Davis II, Georgia | 14 |
| 2. | Carson Ozmer*, Alabama | 13 |
| 3. | Connor Spencer*, Ole Miss | 12 |
| 4. | Simon Gregersen*, Kentucky | 10 |
| | Nate Snead*, Tennessee | 10 |
| 6. | Jared Spencer*, Texas | 9 |
| | Cole Hentschel*, Kentucky | 9 |
| 8. | Chandler Dorsey*, LSU | 7 |
| | Landon Beidelschies*, Arkansas | 7 |
| | Ruger Riojas*, Texas | 7 |
| | Gage Wood, Arkansas | 7 |
| | Will McEntire, Arkansas | 7 |

Innings Pitched

| | | |
|-----|---------------------------------------|--------------|
| 1. | Nic McCay*, Kentucky | 240.2 |
| 2. | Will McEntire, Arkansas | 204.1 |
| 3. | Grant Stevens*, Oklahoma | 189.0 |
| 4. | Ryan Prager, Texas A&M | 180.1 |
| 5. | Zac Cowan*, LSU | 170.0 |
| 6. | Karson Ligon*, Mississippi State | 163.2 |
| 7. | Matthew Becker, South Carolina | 162.1 |
| 8. | Jacob Mayers*, LSU | 149.1 |
| 9. | Justin Lamkin, Texas A&M | 148.2 |
| 10. | Chase Hungate*, Mississippi State | 147.2 |
| -- | | |
| | Zach Root*, Arkansas | 143.1 |
| | Landon Beidelschies*, Arkansas | 134.0 |

Strikeouts

| | | |
|-----|---------------------------------------|------------|
| 1. | Nic McCay*, Kentucky | 267 |
| 2. | Matthew Becker, South Carolina | 223 |
| 3. | Jacob Mayers*, LSU | 215 |
| 4. | Will McEntire, Arkansas | 210 |
| 5. | Ryan Prager, Texas A&M | 204 |
| 6. | Zac Cowan*, LSU | 197 |
| 7. | Justin Lamkin, Texas A&M | 195 |
| 8. | Liam Doyle*, Tennessee | 188 |
| 9. | Jared Spencer*, Texas | 178 |
| 10. | Zach Root*, Arkansas | 166 |
| -- | | |
| | Landon Beidelschies*, Arkansas | 156 |

* - Indicates stats from a previous non-SEC school are included

A ||| QUICK FACTS

GENERAL INFORMATION

Location..... Fayetteville, Ark.
 Founded..... 1871
 Enrollment..... 33,600
 Nickname..... Razorbacks
 School Colors..... Cardinal (PMS 201) and White
 Conference..... Southeastern (SEC)
 System President..... Dr. Donald R. Bobbitt (Arkansas, 1980)
 Chancellor..... Dr. Charles Robinson (Houston, 1987)
 Athletics Director..... Hunter Yurachek (Guilford, 1990)
 Faculty Athletic Rep..... Paul Adams (LSU, 1992)
 Athletics Website..... ArkansasRazorbacks.com
 Athletic Department Phone..... (479) 575-6533
 Ticket Office Phone..... (479) 575-5151

BAUM-WALKER STADIUM

Home Facility..... Baum-Walker Stadium at George Cole Field
 Capacity..... 11,121 (8,237 Chairbacks)
 Largest Crowd (actual)..... 12,167 vs. Missouri State (June 6, 2015)
 Stadium Opening..... April 13, 1996
 Dedication..... May 3, 1996
 Field Dimensions..... LL - 320, LC - 375, CF - 400, RC - 365, RL - 312
 Surface..... Grass

COACHES & SUPPORT STAFF

Head Coach..... Dave Van Horn (Arkansas, 1988)
 Record at Arkansas..... 899-458 (23 seasons, .662)
 Overall Division I Record..... 1,219-614 (31 seasons, .664)
 Overall as a Head Coach..... 1,484-698 (37 seasons, .680)
 DI Postseason Appearances (Total/at Arkansas)..... 24/20
 College World Series Appearances (Total/at Arkansas)..... 9/7
 (Neb: 2001, 2002; Ark: 2004, 2009, 2012, 2015, 2018, 2019, 2022)
 Assistant Coach/Recruiting Coordinator..... Nate Thompson (Dallas Baptist, 2006)
 Assistant Coach..... Matt Hobbs (Missouri, 2002)
 Assistant Coach..... Bobby Wernes (Arkansas, 2018)
 Student Assistant Coach..... Hudson Polk (Arkansas, 2024)
 Director of Operations..... Clay Goodwin (Arkansas, 2005)
 Director of Strength & Conditioning..... Hunter Bell (Arkansas-Monticello, 2018)
 Director of Pitching Development..... Zach Barr (Arkansas, 2017)
 Director of Baseball Analytics..... DJ Baxendale (Arkansas, 2019)
 Athletic Trainer..... Corey Wood (East Carolina, 2008)
 Equipment Manager..... Mark Taylor (Ouachita Baptist, 1988)
 Strength & Conditioning Assistant..... MJ Munoz (Aurora, 2022)
 Strength & Conditioning Intern..... Alden Arrington
 Graduate Manager..... John McElroy, Matthew Schluterman
 Student Managers..... Anthony Sanchez, Crew Tidwell, Trip Wright
 Bullpen Catchers..... Ryan Cleinmark, Hayden Schnitker
 Sports Information Director..... Oliver Grigg (Tulane, 2017)
 Academics Director..... Jonathan Burgess (Central Arkansas, 2015)
 Sports Nutritionist..... Ben Tarnowski (North Dakota, 2021)
 Sport Administrator..... Kevin Trainor (Arkansas, 1994)
 Administrative Assistant..... Kelly Moore (Arkansas, 2004)

HISTORY

First Year of Arkansas Baseball..... 1897
 Years of Varsity Baseball at Arkansas..... 103
 (1897, 1901-03, 05, 08-16, 19-20, 22-29, 47-2025)
 All-Time Program Record..... 2,452-1,477-6 (.624)
 All-Time Conference Record/Years..... SEC: 497-433 (.534)/32
 SWC: 249-190 (.567)/23
 Combined: 748-623 (.545)/55
 Conference Titles/Years..... SEC Overall: 4/1999, 2004, 2021, 2023
 SEC Western Division: 9/1999, 2004, 2007, 2011, 2018, 2019, 2021, 2023, 2024
 SWC: 2/1989, 1990
 Conference Tournament Record/Years..... SEC: 40-47 (.460)/28
 SWC: 18-25 (.419)/14
 Combined: 58-72 (.446)/42
 Conference Tournament Titles/Years..... SEC: 1/2021
 SWC: 1/1985
 NCAA Postseason Appearances..... 35
 (1973, 79-80, 83, 85-90, 95-96, 98-99, 2002-15, 2017-19, 2021-24)
 NCAA Postseason Record..... 103-79 (.566)
 College World Series Appearances..... 11
 (1979, 1985, 1987, 1989, 2004, 2009, 2012, 2015, 2018, 2019, 2022)
 College World Series Record..... 18-22 (.450)
 NCAA Super Regional Appearances..... 10
 (2002, 2004, 2009, 2010, 2012, 2015, 2018, 2019, 2021, 2022)
 NCAA Super Regional Record..... 16-10 (.615)
 NCAA Regional Appearances..... 34
 NCAA Regional Record..... 69-47 (.595)
 Overall NCAA Regional Hosts...11 (1999, 2004, 2006-07, 2010, 2017-19, 2021, 2023-24)
 Best NCAA Finish..... 1979 and 2018 National Runner-Up

TEAM INFORMATION

2024 Overall Record..... 44-16
 Home..... 34-5
 Away..... 7-8
 Neutral..... 3-3
 SEC Record..... 20-10
 SEC Finish..... 1st West
 SEC Tournament..... T-7th
 Postseason..... NCAA Regional
 Lettermen Returning/Lost..... 15/17
 Position Starters (including DH) Returning/Lost..... 3/6
 Pitchers Returning/Lost..... 10/6
 Newcomers/Redshirts..... 26/1

TOP RETURNING POSITION PLAYERS

| | | | |
|----------------|-----|-----|---|
| Wehiwa Aloy | INF | Jr. | .270/.355/.485, 45 R, 9 2B, 14 HR, 56 RBI, 7 SB |
| Kendall Diggs | OF | Sr. | .229/.346/.395, 35 R, 11 2B, 1 3B, 7 HR, 34 RBI, 4 SB |
| Ryder Helfrick | C | So. | .179/.320/.321, 18 R, 3 2B, 3 HR, 8 RBI, 1 SB |
| Nolan Souza | INF | So. | .255/.366/.509, 21 R, 7 2B, 7 HR, 28 RBI, 3 SB |

TOP RETURNING PITCHERS

| | | | |
|------------------|-----|-------|--|
| Colin Fisher | LHP | So. | 6-1, 2.67 ERA, 27.0 IP, 27 SO, 1.30 WHIP |
| Christian Foutch | RHP | Jr. | 1-0, 0.81 ERA, 22.1 IP, 20 SO, 1 SV, 1.43 WHIP |
| Gabe Gaeckle | RHP | So. | 3-3, 2.32 ERA, 42.2 IP, 57 SO, 7 SV, 1.10 WHIP |
| Will McEntire | RHP | R-Sr. | 5-0, 4.83 ERA, 54.0 IP, 65 SO, 4 SV, 1.37 WHIP |
| Gage Wood | RHP | Jr. | 3-2, 4.46 ERA, 40.1 IP, 56 SO, 2 SV, 1.36 WHIP |

TOP NEWCOMERS

| | | | |
|---------------------|--------|-------|--|
| Kuhio Aloy | INF/OF | So. | Wailuku, Hawai'i (BYU) |
| Landon Beidelschies | LHP | Jr. | Canfield, Ohio (Ohio State) |
| Brenton Clark | OF | Fr. | Texarkana, Texas (Pleasant Grove HS) |
| Charles Davalan | OF | Jr. | Montreal, Quebec, Canada (FGCU) |
| Cole Gibling | LHP | Fr. | Blue Springs, Mo. (Blue Springs HS) |
| Brent Iredale | INF | Jr. | Sydney, New South Wales, Australia (New Mexico JC) |
| Aiden Jimenez | RHP | R-So. | Elk Grove, Calif. (Oregon State) |
| Cam Kozeal | INF | So. | Omaha, Neb. (Vanderbilt) |
| Logan Maxwell | OF | Sr. | Lima, Ohio (TCU) |
| Rocco Peppi | INF/OF | R-Sr. | Huntington Beach, Calif. (Fresno State) |
| Zach Root | LHP | Jr. | Fort Myers, Fla. (East Carolina) |
| Justin Thomas Jr. | OF | Jr. | Savannah, Ga. (Florida SouthWestern State) |
| Carson Wiggins | RHP | Fr. | Roland, Okla. (Roland HS) |



Arkansas right-hander **Gabe Gaeckle** entered 2025 as a consensus preseason All-American and as Baseball America's preseason SEC Pitcher of the Year after his stellar freshman campaign.

Baseball America

March 10

1. Tennessee
2. LSU
3. **Arkansas**
4. Florida State
5. Clemson
6. Florida
7. Georgia
8. Oklahoma
9. Texas
10. North Carolina
11. Oregon State
12. Oregon
13. Wake Forest
14. Vanderbilt
15. Ole Miss
16. Alabama
17. Stanford
18. UC Irvine
19. Virginia
20. Dallas Baptist
21. Texas A&M
22. Mississippi State
23. Kentucky
24. UC Santa Barbara
25. Louisville

D1Baseball

March 10

1. LSU
2. Tennessee
3. **Arkansas**
4. Georgia
5. Florida State
6. North Carolina
7. Florida
8. Oregon State
9. Oregon
10. Clemson
11. Texas
12. Oklahoma
13. Ole Miss
14. Wake Forest
15. UC Santa Barbara
16. Vanderbilt
17. Alabama
18. Stanford
19. Texas A&M
20. Dallas Baptist
21. Troy
22. Southern Miss
23. Virginia
24. Coastal Carolina
25. Auburn

Perfect Game

March 10

1. Tennessee
2. LSU
3. Georgia
4. Clemson
5. Florida State
6. Texas
7. Florida
8. **Arkansas**
9. Oklahoma
10. Oregon State
11. Oregon
12. North Carolina
13. West Virginia
14. Vanderbilt
15. Coastal Carolina
16. Texas A&M
17. Dallas Baptist
18. Wake Forest
19. Arizona
20. UC Santa Barbara
21. Virginia
22. Alabama
23. Ole Miss
24. Auburn
25. Stanford

USA Today Coaches

March 10

1. Tennessee
2. LSU
3. **Arkansas**
4. Florida State
5. Georgia
6. Clemson
7. Florida
8. North Carolina
9. Texas
10. Oregon
11. Oregon State
12. Oklahoma
13. Wake Forest
14. Vanderbilt
15. Ole Miss
16. Alabama
17. UC Santa Barbara
18. Stanford
19. Dallas Baptist
20. Virginia
21. Texas A&M
22. Troy
23. Auburn
24. West Virginia
25. Southern Miss

NCBWA

March 10

1. Tennessee
2. LSU
3. North Carolina
4. Florida State
5. **Arkansas**
6. Florida
7. Georgia
8. Clemson
9. Oregon State
10. Texas
11. Wake Forest
12. Oregon
13. Vanderbilt
14. Virginia
15. Texas A&M
16. Oklahoma
17. UC Santa Barbara
18. Troy
19. Dallas Baptist
20. Alabama
21. West Virginia
22. Southern Miss
23. Ole Miss
24. Mississippi State
25. Auburn

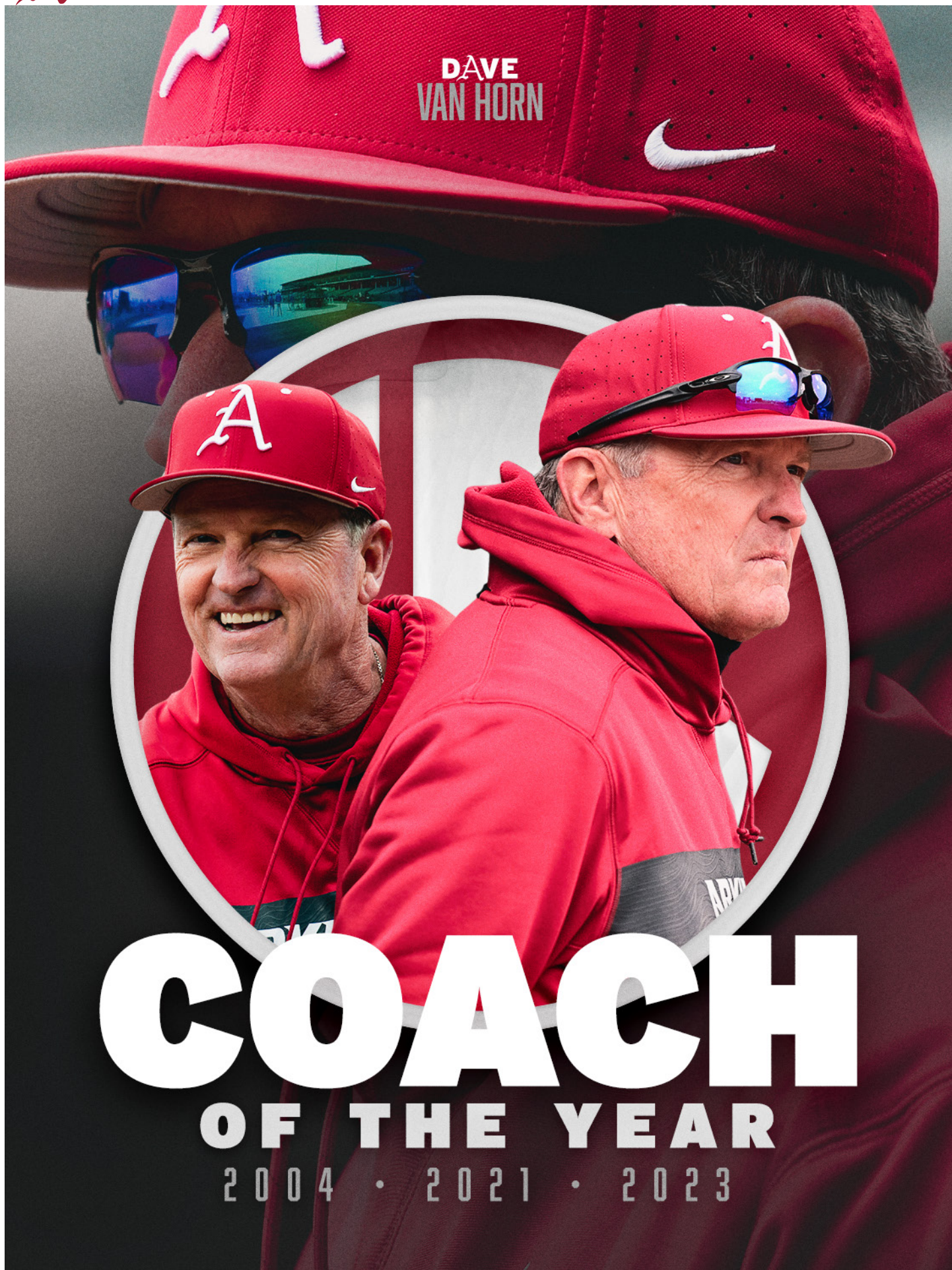
ARKANSAS IN THE POLLS

| | BA | D1Baseball | Perfect Game | USA Today | NCBWA |
|--------------------|----|------------|--------------|-----------|-------|
| Preseason | 4 | 5 | 13 | 5 | 5 |
| Feb. 17 | 4 | 5 | 12 | 5 | 4 |
| Feb. 24 | 4 | 4 | 11 | 4 | 4 |
| Mar. 3 | 3 | 3 | 10 | 3 | 6 |
| Mar. 10 | 3 | 3 | 8 | 3 | 5 |
| Mar. 17 | | | | | |
| Mar. 24 | | | | | |
| Mar. 31 | | | | | |
| April 7 | | | | | |
| April 14 | | | | | |
| April 21 | | | | | |
| April 28 | | | | | |
| May 5 | | | | | |
| May 12 | | | | | |
| May 19 | | | | | |
| May 26 | | | | | |
| June 3 | | | | | |
| Final | -- | -- | -- | -- | -- |

BA - Baseball America
 D1 - D1Baseball
 PG - Perfect Game
 USA Today - USA Today Coaches Poll
 NCBWA - National Collegiate Baseball Writers Association



||| HEAD COACH DAVE VAN HORN



DAVE
VAN HORN

COACH

OF THE YEAR

2004 • 2021 • 2023



PERSONAL

Born: Sept. 17, 1960
 Hometown: Kansas City, Mo.
 Alma Mater: Arkansas (1988)
 Masters of Science: East Texas State (1992)
 Wife: Karen
 Children: Hollan, Mariel
 Named Head Coach at Arkansas: June 21, 2002

PLAYING HISTORY

1982-84 Atlanta Braves Organization
 1982 Arkansas
 1980-81 McLennan Community College

MLB DRAFT HISTORY

1982 MLB Draft: 10th Round (Atlanta Braves)
 1981 MLB Draft: 10th Round (Chicago White Sox)

COACHING HONORS

2023 SEC Coach of the Year
 2021 SEC Coach of the Year
 2004 SEC Coach of the Year
 2001 Baseball America National Coach of the Year
 2001 BIG 12 Coach of the Year
 2001 ABCA Midwest Region Coach of the Year
 2000 ABCA Midwest Region Coach of the Year
 1997 Southland Coach of the Year
 1995 Southland Coach of the Year
 1994 NCAA Division II Coach of the Year
 1994 ABCA Central Region Coach of the Year

HALL OF FAME

2024 University of Arkansas Sports Hall of Honor
 2019 Arkansas Sports Hall of Fame
 2013 Winnetonka High School Hall of Fame
 2012 Ban Johnson League Hall of Fame
 2001 Central Missouri State Hall of Fame

VAN HORN'S CAREER NUMBERS

| Year | School | Record | Pct. | Conf. | Place | Conf. Tourn. | NCAA |
|------|----------------------|------------------|-------------|----------------|---------------|---------------------|---------------------|
| 1989 | Texarkana CC | 39-18 | .684 | N/A | N/A | N/A | -- |
| 1990 | Texarkana CC | 44-14 | .759 | N/A | N/A | N/A | -- |
| 1991 | Texarkana CC | 45-12 | .789 | N/A | N/A | N/A | -- |
| 1992 | Texarkana CC | 48-10 | .827 | N/A | 1st | N/A | -- |
| 1993 | Texarkana CC | 38-18 | .678 | N/A | N/A | N/A | -- |
| | Total | 214-72 | .748 | -- | -- | -- | -- |
| 1994 | Central Missouri St. | 51-11 | .823 | 15-1 | 1st (Div.) | 1st (4-1) | NCAA DII Champs |
| | Total | 51-11 | .823 | 15-1 | -- | 1 (4-1) | -- |
| 1995 | Northwestern St. | 37-15 | .711 | 19-5 | 1st | DNP (0-2) | -- |
| 1996 | Northwestern St. | 34-27 | .557 | 14-16 | 2nd (Div.) | 2nd (3-2) | -- |
| 1997 | Northwestern St. | 35-23 | .603 | 19-9 | 1st | DNP (0-2) | -- |
| | Total | 106-65 | .620 | 52-30 | -- | 3 (3-6) | -- |
| 1998 | Nebraska | 24-20 | .545 | 10-13 | 7th | DNQ | DNQ |
| 1999 | Nebraska | 42-18 | .700 | 16-9 | 5th | 1st (4-0) | NCAA (1-2) |
| 2000 | Nebraska | 51-17 | .750 | 21-9 | 2nd | 1st (5-1) | NCAA (4-2) |
| 2001 | Nebraska | 50-16 | .758 | 20-8 | 1st | 1st (4-0) | CWS (5-2) |
| 2002 | Nebraska | 47-21 | .691 | 16-11 | 2nd | 2nd (3-1) | CWS (5-3) |
| | Total | 214-92 | .699 | 67-39 | -- | 4 (16-2) | 4 (15-9) |
| 2003 | Arkansas | 35-22 | .612 | 14-16 | 6th West | T-7th (0-2) | NCAA (1-2) |
| 2004 | Arkansas | 45-24 | .652 | 19-11 | T-1st Overall | 4th (2-2) | CWS (6-3) |
| 2005 | Arkansas | 39-22 | .636 | 13-17 | T-5th West | T-7th (0-2) | NCAA (2-2) |
| 2006 | Arkansas | 39-21 | .650 | 18-12 | 2nd West | T-7th (0-2) | NCAA (1-2) |
| 2007 | Arkansas | 43-21 | .672 | 18-12 | 1st West | 2nd (3-1) | NCAA (2-2) |
| 2008 | Arkansas | 34-24 | .586 | 14-15 | 4th West | DNQ | NCAA (0-2) |
| 2009 | Arkansas | 41-24 | .631 | 14-15 | 4th West | 4th (2-2) | CWS (7-2) |
| 2010 | Arkansas | 43-21 | .672 | 18-12 | 2nd West | T-7th (0-2) | NCAA (3-3) |
| 2011 | Arkansas | 40-22 | .645 | 15-15 | 1st West | T-3rd (2-2) | NCAA (2-2) |
| 2012 | Arkansas | 46-22 | .676 | 16-14 | T-2nd West | T-9th (0-2) | CWS (7-3) |
| 2013 | Arkansas | 39-22 | .639 | 18-11 | 2nd West | T-3rd (2-1) | NCAA (2-2) |
| 2014 | Arkansas | 40-25 | .615 | 16-14 | 4th West | T-3rd (3-2) | NCAA (2-2) |
| 2015 | Arkansas | 40-25 | .615 | 17-12 | 3rd West | T-5th (2-2) | CWS (5-3) |
| 2016 | Arkansas | 26-29 | .473 | 7-23 | 7th West | DNQ | DNQ |
| 2017 | Arkansas | 45-19 | .703 | 18-11 | 2nd West | 2nd (3-2) | NCAA (3-2) |
| 2018 | Arkansas | 48-21 | .696 | 18-12 | T-1st West | T-3rd (2-1) | CWS Runner-Up (9-3) |
| 2019 | Arkansas | 46-20 | .697 | 20-10 | T-1st West | T-5th (1-2) | CWS (5-3) |
| 2020 | Arkansas | 11-5 | .688 | 0-0 | -- | -- | -- |
| 2021 | Arkansas | 50-13 | .794 | 22-8 | 1st Overall | 1st (4-0) | NCAA (4-3) |
| 2022 | Arkansas | 46-21 | .687 | 18-12 | 2nd West | T-7th (0-2) | CWS (8-3) |
| 2023 | Arkansas | 43-18 | .705 | 20-10 | T-1st Overall | T-3rd (2-1) | NCAA (2-2) |
| 2024 | Arkansas | 44-16 | .733 | 20-10 | 1st West | T-7th (0-2) | NCAA (1-2) |
| 2025 | Arkansas | 16-1 | .941 | 0-0 | -- | -- | -- |
| | Total | 899-458 | .662 | 353-272 | -- | 19 (28-32) | 20 (72-48) |
| | Career Totals | 1,484-698 | .680 | 487-342 | -- | 51-41 (.554) | 87-57 (.604) |

Dave Van Horn, the three-time SEC Coach of the Year, has elevated Arkansas into one of the nation's premier college baseball programs ever since returning to his alma mater to take over for legendary head baseball coach Norm DeBriyn.

In his 23rd season as head coach in 2025, Van Horn, the second-winningest coach in Arkansas baseball history, has led the Razorbacks to seven College World Series appearances, including a runner-up finish (2018) and four top five finishes (2009, 2012, 2018, 2022), 20 NCAA Tournament berths, three SEC overall titles, eight SEC Western Division championships, one SEC Tournament title and 899 overall wins, including 353 SEC victories.

Van Horn, whose 1,484 career wins are second most among all active Division I head coaches, is one of only five head coaches in college baseball history with 300 or more SEC wins in their career. Year in and year out, Van Horn, the 23rd coach in NCAA history to win 1,200 games at the Division I level, has produced nationally competitive teams and developed elite-level student-athletes on and off the field, including two Golden Spikes Award and Dick Howser Trophy winners in outfielder Andrew Benintendi (2015) and pitcher Kevin Kopps (2021), as well as countless All-Americans, all-SEC performers and professional baseball players.

Under Van Horn's guidance, the Razorbacks boast 35 All-America honorees, 52 All-SEC selections and 144 Major League Baseball draft picks – and counting.

HOGS VS. 2025 OPPONENTS UNDER DVH

| | W-L | Home | Away | Neutral |
|------------------|-------|-------|-------|---------|
| Arkansas State | 4-0 | 4-0 | 0-0 | 0-0 |
| Charlotte | 5-2 | 4-0 | 0-1 | 1-1 |
| Florida | 31-24 | 15-6 | 10-14 | 6-4 |
| Georgia | 24-20 | 14-7 | 9-11 | 1-2 |
| Grambling | 12-0 | 11-0 | 0-0 | 1-0 |
| Kansas State | 4-4 | 3-1 | 0-2 | 1-1 |
| Little Rock | 5-2 | 5-2 | 0-0 | 0-0 |
| LSU | 30-44 | 17-16 | 11-19 | 2-9 |
| Michigan | 2-0 | 0-0 | 0-0 | 2-0 |
| Missouri | 17-4 | 10-2 | 7-2 | 0-0 |
| Missouri State | 21-11 | 13-8 | 8-3 | 0-0 |
| Ole Miss | 37-43 | 17-19 | 13-17 | 7-7 |
| Oral Roberts | 17-6 | 11-3 | 5-3 | 1-0 |
| Portland | 3-0 | 3-0 | 0-0 | 0-0 |
| South Carolina | 32-23 | 14-10 | 14-10 | 4-4 |
| Texas | 8-5 | 2-0 | 2-3 | 4-2 |
| Texas A&M | 23-17 | 13-5 | 8-11 | 2-1 |
| TCU | 5-3 | 2-2 | 0-0 | 3-1 |
| Tennessee | 30-14 | 15-5 | 12-8 | 3-1 |
| UAPB | 6-0 | 5-0 | 0-0 | 6-0 |
| UCA | 5-0 | 4-0 | 0-0 | 1-0 |
| ULM | 8-1 | 7-1 | 0-0 | 1-0 |
| Vanderbilt | 22-26 | 13-10 | 8-12 | 1-4 |
| Washington State | 10-1 | 9-1 | 0-0 | 1-0 |

A ||| THE ARKANSAS RAZORBACKS



1
ROCCO PEPPi
R-Sr. • 5-10 • 195 • R/R
INF/OF • Huntington Beach, Calif.




3
NOLAN SOUZA
So. • 6-3 • 215 • L/R
INF • Honolulu, Hawai'i



4
JUSTIN THOMAS JR.
Jr. • 5-11 • 195 • R/R
OF • Savannah, Ga.



5
KENDALL DIGGS
Sr. • 6-0 • 210 • L/R
OF • Olathe, Kan.




6
GABE FRASER
Fr. • 6-2 • 190 • L/R
INF • Huntington Beach, Calif.



8
CAM KOZEAL
So. • 5-10 • 200 • L/R
INF • Omaha, Neb.



9
WEHIWA ALOY
Jr. • 6-2 • 200 • R/R
INF • Wailuku, Hawai'i



10
BRENT IREDALE
Jr. • 6-3 • 200 • R/R
INF • Sydney, Australia




12
ELLIOTT PETERSON
Jr. • 6-0 • 190 • R/R
C • Omaha, Neb.




13
STEELE EAVES
Fr. • 6-0 • 210 • R/R
RHP • Lonoke, Ark.



14
GAGE WOOD
Jr. • 6-0 • 205 • R/R
RHP • Batesville, Ark.




16
AIDEN JIMENEZ
R-So. • 6-3 • 215 • R/R
RHP • Elk Grove, Calif.



17
ZANE BECKER
Fr. • 5-11 • 200 • R/R
C • Flower Mound, Texas



18
REESE ROBINETT
R-So. • 6-3 • 220 • L/R
INF • Kennett, Mo.



19
CARSON WILLIS
Fr. • 5-11 • 195 • R/R
C • Rogers, Ark.




20
GABE GAECKLE
So. • 6-0 • 190 • R/R
RHP • Aptos, Calif.



21
BRENTON CLARK
Fr. • 5-11 • 190 • L/R
OF • Texarkana, Texas



22
LOGAN MAXWELL
Sr. • 5-10 • 195 • L/L
OF • Lima, Ohio



24
CHARLES DAVALAN
So. • 5-9 • 190 • L/R
OF • Montreal, Canada



25
KUHIU ALOY
So. • 6-1 • 205 • R/R
INF/OF • Wailuku, Hawai'i




26
TATE MCGUIRE
So. • 6-3 • 215 • R/R
RHP • Liberty, Mo.



27
RYDER HELFRICK
So. • 6-1 • 205 • R/R
C • Discovery Bay, Calif.



28
CARSON BOLES
Sr. • 5-11 • 190 • R/R
OF • Lebanon, Tenn.



29
COLE GIBLER
Fr. • 6-2 • 205 • L/L
LHP • Blue Springs, Mo.



31
DYLAN CARTER
R-Sr. • 6-2 • 220 • R/R
RHP • Bentonville, Ark.




32
HUNTER DIETZ
R-Fr. • 6-6 • 235 • R/L
LHP • Trinity, Fla.



33
ZACH ROOT
Jr. • 6-2 • 210 • L/L
LHP • Fort Myers, Fla.



35
LONDON BEIDELSCHIES
Jr. • 6-3 • 230 • L/L
LHP • Canfield, Ohio




36
PARKER COIL
Jr. • 6-3 • 185 • R/L
LHP • Edmond, Okla.



37
LUKE WILLIAMS
Fr. • 5-11 • 185 • L/L
LHP • Owasso, Okla.



38
COLIN FISHER
So. • 6-3 • 225 • L/L
LHP • Noble, Okla.




40
BEN BYBEE
Jr. • 6-6 • 230 • R/R
RHP • Overland Park, Kan.




41
WILL MCENTIRE
R-Sr. • 6-4 • 235 • L/R
RHP • Bryant, Ark.




42
MICHAEL ANDERSON
Jr. • 6-3 • 230 • R/R
INF • Havertown, Pa.



44
CARSON WIGGINS
Fr. • 6-5 • 215 • R/R
RHP • Roland, Okla.




45
LANCE DAVIS
Fr. • 6-4 • 200 • R/R
RHP • Jonesboro, Ark.




46
CHRISTIAN FOUTCH
Jr. • 6-3 • 240 • R/R
RHP • Littleton, Colo.



48
COOPER DOSSETT
Jr. • 6-0 • 200 • R/R
RHP • Springdale, Ark.



49
JACKSON FARRELL
Fr. • 6-1 • 215 • R/R
LHP • Jenks, Okla.



50
TAG ANDREWS
Fr. • 6-0 • 190 • R/R
RHP • Maumelle, Ark.




52
TYLER HOLLAND
Fr. • 6-1 • 190 • R/R
INF/RHP • Mission Viejo, Calif.



57
ROSS FELDER
Fr. • 6-2 • 185 • R/R
RHP • Springdale, Ark.



2
DAVE VAN HORN
Head Coach
23rd Season



30
NATE THOMPSON
Assistant Coach
8th Season



47
MATT HOBBS
Assistant Coach
7th Season



7
BOBBY WERNES
Assistant Coach
5th Season



15
HUDSON POLK
Student Assistant Coach
1st Season



Director of Operations
18th Season



| No. | Player | Pos. | Yr. | Ht. | Wt. | B/T | Hometown / High School / Previous School |
|-----|---------------------|---------|-------|------|-----|-----|--|
| 1 | Rocco Peppi | INF/OF | R-Sr. | 5-10 | 195 | R/R | Huntington Beach, Calif. / Marina HS / Long Beach State / Fresno State |
| 3 | Nolan Souza | INF | So. | 6-3 | 215 | L/R | Honolulu, Hawai'i / Punahou School |
| 4 | Justin Thomas Jr. | OF | Jr. | 5-11 | 195 | R/R | Savannah, Ga. / Benedictine Military School / Georgia / Florida SouthWestern State |
| 5 | Kendall Diggs | OF | Sr. | 6-0 | 210 | L/R | Olathe, Kan. / Saint Thomas Aquinas HS |
| 6 | Gabe Fraser | INF | Fr. | 6-2 | 190 | L/R | Huntington Beach, Calif. / Orange Lutheran HS |
| 8 | Cam Kozeal | INF | So. | 5-10 | 200 | L/R | Omaha, Neb. / Millard South HS / Vanderbilt |
| 9 | Wehiwa Aloy | INF | Jr. | 6-2 | 200 | R/R | Wailuku, Hawai'i / H.P. Baldwin HS / Sacramento State |
| 10 | Brent Iredale | INF | Jr. | 6-3 | 200 | R/R | Sydney, New South Wales, Australia / The Hill Sports HS / New Mexico JC |
| 12 | Elliott Peterson | C | Jr. | 6-0 | 190 | R/R | Omaha, Neb. / Creighton Prep / Southeast CC |
| 13 | Steele Eaves | RHP | Fr. | 6-0 | 210 | R/R | Lonoke, Ark. / Lonoke HS |
| 14 | Gage Wood | RHP | Jr. | 6-0 | 205 | R/R | Batesville, Ark. / Batesville HS |
| 16 | Aiden Jimenez | RHP | R-So. | 6-3 | 215 | R/R | Elk Grove, Calif. / Elk Grove HS / Oregon State |
| 17 | Zane Becker | C | Fr. | 5-11 | 200 | R/R | Flower Mound, Texas / Flower Mound HS |
| 18 | Reese Robinett | INF | R-So. | 6-3 | 220 | L/R | Kennett, Mo. / Kennett HS |
| 19 | Carson Willis | C | Fr. | 5-11 | 195 | R/R | Rogers, Ark. / P27 Academy |
| 20 | Gabe Gaeckle | RHP | So. | 6-0 | 190 | R/R | Aptos, Calif. / Aptos HS |
| 21 | Brenton Clark | OF | Fr. | 5-11 | 190 | L/R | Texarkana, Texas / Pleasant Grove HS |
| 22 | Logan Maxwell | OF | Sr. | 5-10 | 195 | L/L | Lima, Ohio / Shawnee HS / TCU |
| 24 | Charles Davalan | OF | So. | 5-9 | 190 | L/R | Montreal, Quebec, Canada / TNXL Academy / FGCU |
| 25 | Kuhio Aloy | INF/OF | So. | 6-1 | 205 | R/R | Wailuku, Hawai'i / H.P. Baldwin HS / BYU |
| 26 | Tate McGuire | RHP | So. | 6-3 | 215 | R/R | Liberty, Mo. / Liberty North HS |
| 27 | Ryder Helfrick | C | So. | 6-1 | 205 | R/R | Discovery Bay, Calif. / Clayton Valley Charter HS |
| 28 | Carson Boles | OF | Sr. | 5-11 | 190 | R/R | Lebanon, Tenn. / Lebanon HS / Lincoln Memorial |
| 29 | Cole Gibler | LHP | Fr. | 6-2 | 205 | L/L | Blue Springs, Mo. / Blue Springs HS |
| 31 | Dylan Carter | RHP | R-Sr. | 6-2 | 220 | R/R | Bentonville, Ark. / Bentonville West HS / Crowder |
| 32 | Hunter Dietz | LHP | R-Fr. | 6-6 | 235 | R/L | Trinity, Fla. / Calvary Christian HS |
| 33 | Zach Root | LHP | Jr. | 6-2 | 210 | L/L | Fort Myers, Fla. / Fort Myers HS / East Carolina |
| 35 | Landon Beidelschies | LHP | Jr. | 6-3 | 230 | L/L | Canfield, Ohio / Canfield HS / Ohio State |
| 36 | Parker Coil | LHP | Jr. | 6-3 | 185 | R/L | Edmond, Okla. / Edmond Memorial HS |
| 37 | Luke Williams | LHP | Fr. | 5-11 | 185 | L/L | Owasso, Okla. / Owasso HS |
| 38 | Colin Fisher | LHP | So. | 6-3 | 225 | L/L | Noble, Okla. / Noble HS |
| 40 | Ben Bybee | RHP | Jr. | 6-6 | 230 | R/R | Overland Park, Kan. / Blue Valley Southwest HS |
| 41 | Will McEntire | RHP | R-Sr. | 6-4 | 235 | L/R | Bryant, Ark. / Bryant HS |
| 42 | Michael Anderson | INF | Jr. | 6-3 | 230 | R/R | Havertown, Pa. / Monsignor Bonner HS / Rhode Island |
| 44 | Carson Wiggins | RHP | Fr. | 6-5 | 215 | R/R | Roland, Okla. / Roland HS |
| 45 | Lance Davis | RHP | Fr. | 6-4 | 200 | R/R | Jonesboro, Ark. / Valley View HS |
| 46 | Christian Foutch | RHP | Jr. | 6-3 | 240 | R/R | Littleton, Colo. / Chatfield Senior HS |
| 48 | Cooper Dossett | RHP | Jr. | 6-0 | 200 | R/R | Springdale, Ark. / Har-Ber HS |
| 49 | Jackson Farrell | LHP | Fr. | 6-1 | 215 | L/L | Jenks, Okla. / Owasso HS |
| 50 | Tag Andrews | RHP | Fr. | 6-0 | 190 | R/R | Maumelle, Ark. / Maumelle HS |
| 52 | Tyler Holland | INF/RHP | Fr. | 6-1 | 190 | R/R | Mission Viejo, Calif. / Mission Viejo HS |
| 57 | Ross Felder | RHP | Fr. | 6-2 | 185 | R/R | Springdale, Ark. / Har-Ber HS |

Coaches & Support Staff

| | |
|--------------------------------------|---|
| Head Coach: | 2 Dave Van Horn, 23rd Season (Arkansas, 1988) |
| Assistant Coach: | 30 Nate Thompson, 8th Season (Dallas Baptist, 2006) |
| Assistant Coach: | 47 Matt Hobbs, 7th Season (Missouri, 2002) |
| Assistant Coach: | 7 Bobby Wernes, 5th Season (Arkansas, 2016) |
| Student Assistant Coach: | 15 Hudson Polk, 1st Season (Arkansas, 2024) |
| Director of Operations: | Clay Goodwin, 18th Season (Arkansas, 2005) |
| Director of Strength & Conditioning: | Hunter Bell, 3rd Season (Arkansas-Monticello, 2018) |
| Director of Pitching Development: | Zach Barr, 8th Season (Arkansas, 2017) |
| Director of Baseball Analytics: | DJ Baxendale, 6th Season (Arkansas, 2012) |
| Athletic Trainer: | Corey Wood, 14th Season (East Carolina, 2008) |
| Equipment Manager: | Mark Taylor, 34th Season (Ouachita Baptist, 1988) |
| Strength & Conditioning Assistant: | MJ Munoz, 2nd Season (Aurora, 2022) |
| Strength & Conditioning Intern: | Alden Arrington |
| Graduate Manager: | John McElroy (Arkansas, 2023), Matthew Schluterman (Arkansas, 2024) |
| Student Managers: | Anthony Sanchez, Crew Tidwell, Trip Wright |
| Bullpen Catchers: | Ryan Cleinmark, Hayden Schnitker |
| Communications Director: | Oliver Grigg, 5th Season (Tulane, 2017) |
| Academics Director: | Jonathan Burgess, 4th Season (Central Arkansas, 2015) |
| Sports Nutritionist: | Ben Tarnowski, 2nd Season (North Dakota, 2021) |
| Sport Administrator: | Kevin Trainor, 15th Season (Arkansas, 1994) |
| Administrative Assistant: | Kelly Moore, 22nd Season (Arkansas, 2004) |

Pronunciation Guide

| | |
|----------------------------------|--------------------|
| Kuhio Aloy | koo-hee-oh ah-loy |
| Wehiwa Aloy | veh-hee-vuh ah-loy |
| Landon Beidelschies | bi-dull-shees |
| Charles Davalan | dah-vuh-lawn |
| Hunter Dietz | deets |
| Cooper Dossett | dah-sit |
| Gabe Gaeckle | gack-uhl |
| Brent Iredale | eye-err-dale |
| Cam Kozeal | koe-zhul |
| Nolan Souza | sue-zuh |
| Bobby Wernes | wer-niss |



THE STARTERS

#27 RYDER HELFRICK C SO. **.220/.377/.512**

Has played in 15 games with 14 starts at catcher ... Slashing .220/.377/.512 with three home runs and nine RBI ... As a true freshman in 2024, played in 31 games with 26 starts (15 at catcher, 11 as designated hitter) as a true freshman ... Slashed .179/.320/.321 with three home runs and eight RBI on the year ... Scored 18 runs ... Totaled 15 hits, including three doubles ... Drew 14 walks and was hit by four pitches ... Season-long seven-game hitting streak and 12-game reached base streak ... Defensively, posted a .994 fielding percentage with one error in 167 total chances ... Threw out 5-of-11 base stealers (45.5%) ... In SEC play, slashed .250/.318/.450 with two homers and four RBI in 14 games with 12 starts.

#1 ROCCO PEPPI 1B R-SR. **.192/.371/.269**

Has played in 10 games with nine starts (eight at first base, one in right field) ... Fresno State transfer ... As a redshirt junior at Fresno State in 2024, played in 56 games with 53 starts ... Slashed .327/.392/.602 with a team-leading 14 homers and 56 RBI ... Totaled 69 hits, including 16 doubles ... Hit by a team-leading 20 pitches ... Recorded a team-high seven sacrifice flies ... 6-of-9 on stolen base attempts ... Defensively, posted a perfect 1.000 fielding percentage in 61 total chances with four outfield assists ... In league play, slashed .304/.388/.626 with a team-leading 10 homers and 29 RBI in 29 games.

#3 NOLAN SOUZA 2B SO. **.175/.267/.350**

Has played in 14 games with 12 starts (all at second base) ... As a true freshman in 2024, earned Freshman All-SEC honors ... Played in 40 games with 31 starts (17 as designated hitter, eight at second base, six at third base) as a true freshman ... Slashed .255/.366/.509 with seven homers and 28 RBI ... Scored 21 runs on the year ... Totaled 28 hits, including seven doubles ... Drew 18 walks ... 2-for-2 on stolen base attempts ... Recorded seven multi-hit games, including three three-hit games, and nine multi-RBI games ... Had a season-long six-game hitting streak and 11-game reached base streak ... Defensively, posted a perfect 1.000 fielding percentage in 25 total chances.

#10 BRENT IREDALE 3B JR. **.431/.581/.961**

Has started all 17 games at third base ... Slashing .431/.581/.961 with seven home runs and 29 RBI ... Team leader in walks (17) ... Tied for team lead in homers (7) ... One of four Razorbacks in the DVH era to drive in nine RBI on Opening Weekend ... Tallied eight RBI against Portland (March 7), becoming the first Hog since 1999 with eight RBI in a game ... Recorded 11 total RBI in the series sweep of Portland (March 7-9), the most by a Razorback in a three-game series in the DVH era ... Two multi-homer games: Washington State (Feb. 15) & Portland (March 7) ... Spent two seasons at New Mexico JC (2023-24) ... As a sophomore in 2024, was an NJCAA All-American ... First back-to-back Western Junior College Athletic Conference MVP in the conference's history after slashing a team-leading .441/.576/1.000 with a team-high 25 home runs and 78 RBI in 58 games ... Tallied a team-leading 83 hits, including 22 doubles and four triples ... Native of Sydney, Australia ... First native-born Australian student-athlete in Arkansas baseball history.

#9 WEHIWA ALOY SS JR. **.400/.500/.785**

Two-time SEC Player of the Week this season ... Has started all 17 games at shortstop ... Slashing .400/.500/.785 with six home runs and 18 RBI ... Team leader in hits (26), doubles (7) and total bases (51) ... Homered in the same inning as his younger brother, Kuhio, vs. Kansas State (Feb. 22) in the Amegy Bank College Baseball Series at Globe Life Field in Arlington, Texas ... Named SEC Player of the Week (Feb. 24) for first time in his career after powering the Razorback offense through its trip to Globe Life Field ... Hit two home runs, first multi-homer game of his career, against Portland (March 7) ... Named SEC Player of the Week (March 10) after powering Arkansas to double midweek sweep against ULM (March 4-5) and weekend series sweep against Portland (March 7-9) ... All-SEC honoree as a sophomore in 2024 ... Started all 60 games at shortstop, the only Hog to start every game ... Slashed .270/.355/.485 with a team-leading 14 homers and a team-high 56 RBI ... Totaled 64 hits, including nine doubles ... 15 multi-hit games and finished tied for the team lead in multi-RBI games with 11 ... Logged a season-long hitting streak of 14 games and a team-leading 31-game reached base streak ... Team leader in stolen bases (7-for-7) ... In SEC play, slashed .258/.341/.492 with a team-leading eight homers and 21 RBI in 30 games.

#4 JUSTIN THOMAS JR. LF JR. **.270/.471/.486**

Has played in 15 games with 14 starts (10 in center field, four in left field) ... Slashing .270/.471/.486 with two home runs, five RBI and 11 walks ... Four multi-walk games on the season, including one three-walk game against Washington State (Feb. 17) ... Tied for team lead in stolen bases (3) ... Spent one season at Florida SouthWestern State (2024) ... As a sophomore in 2024, slashed .393/.514/.699 with 14 homers and 49 RBI in 58 games ... Team-leading 86 runs ... Had 86 hits, including 21 doubles and two triples ... Drew 44 walks ... 35-of-42 (83.3%) on stolen base attempts ... Began career at Georgia (2023).

#24 CHARLES DAVALAN CF SO. **.317/.453/.500**

Has played in 17 games with 16 starts (nine in left field, seven in center field) ... Slashing .317/.453/.500 with two doubles, three homers and 14 RBI ... Tied for the team lead in runs scored (24) ... Hit his first homer of the season in the series opener against Charlotte (Feb. 28) ... FGCU transfer ... Native of Montreal, Quebec, Canada ... As a true freshman at FGCU in 2024, slashed .288/.413/.514 with 10 home runs and 37 RBI in 56 games ... Scored a team-leading 66 runs on the year ... Totaled 64 hits, including 16 doubles and two triples ... Drew 28 walks and was hit by 20 pitches ... 13-for-18 on stolen base attempts ... Had a team-leading five sacrifice hits.

#5 KENDALL DIGGS RF SR. **.235/.366/.529**

Has played in 13 games with 10 starts (all in right field) ... As a junior in 2024, one of the Hogs' three team captains ... Played in 55 games with 54 starts (53 in right field, one as designated hitter) ... Slashed .229/.346/.395 with seven homers and 34 RBI through an injury-plagued year ... Scored 35 runs ... Totaled 47 hits, including 11 doubles and one triple ... Finished fourth on the Hogs in RBI (34) and fifth in runs scored (35) ... Drew 34 walks, good for third most on the team ... As a sophomore in 2023, earned All-SEC honors at designated hitter/utility after slashing .299/.436/.547 with 12 home runs and a team-high 63 RBI in 58 games ... Finished as the team leader in RBI (63) ... Scored 51 runs, tied for second most on the Hogs ... Racked up the team's second-most hits (60), including 12 doubles and 1 triple.

#22 LOGAN MAXWELL DH SR. **.317/.431/.463**

Has played in 11 games with 11 starts (four as designated hitter, four in right field, three in left field) ... Slashing .351/.457/.514 with two home runs and seven RBI ... Connected on his first homer of the season in the series opener against Charlotte (Feb. 28) ... Hit his second homer in as many days in the series-clinching win against Charlotte (March 1) ... Walk-off RBI single in the series finale against Charlotte (March 2) ... TCU transfer ... As a junior in 2024, earned All-Big 12 honors ... Started all 46 games played in (23 in left field, 23 as designated hitter) ... Slashed .335/.447/.482 with three homers and 35 RBI ... Scored 30 runs on the year ... Tallied 57 hits, including a team-leading 12 doubles and two triples ... Drew 30 walks ... 10-for-12 on stolen base attempts ... Racked up 14 multi-hit games and five multi-RBI performances ... Defensively, posted a perfect 1.000 fielding percentage in 33 total chances ... In Big 12 play, slashed .327/.443/.515 with six doubles, two triples, three home runs and 17 RBI.

THE BENCH

#6 GABE FRASER INF FR.

Has played in seven games with three starts at second base ... Made his first career start at second base vs. #22 TCU (Feb. 22) in the Amegy Bank College Baseball Series at Globe Life Field in Arlington, Texas ... Recorded his first career hit on a bunt single against Charlotte (March 2) ... Attended Orange Lutheran High School in Orange, Calif. ... Ranked by Perfect Game as the No. 144 overall prospect and the No. 37 shortstop in the class of 2024 ... No. 19 overall prospect and No. 3 shortstop in California by Perfect Game ... Father, Joe, played for legendary head coach Augie Garrido at Cal State Fullerton and was a member of the national championship-winning 1995 Titans squad, the first No. 1 seed to win the College World Series, before being selected by the Minnesota Twins in the 27th round of the 1995 MLB Draft.

#8 CAM KOZEAL INF SO.

Has played in 12 games with 10 starts (eight at first base, two at second base) ... Slashing .326/.341/.535 with three doubles, two home runs and eight RBI ... Vanderbilt transfer ... Played in 43 games with 35 starts as a true freshman in 2024 ... Slashed .284/.349/.439 with five homers and 28 RBI ... Totaled 42 hits, including eight doubles ... In SEC play, slashed .261/.307/.449 with three homers and 11 RBI in 19 games ... Prior to Vanderbilt, Attended Millard South High School in Omaha, Neb. ... 2023 Nebraska Gatorade Player of the Year.

#17 ZANE BECKER C FR.

Has played in eight games with three starts at catcher ... 5-for-13 with two doubles and an RBI ... Made his first collegiate start against Washington State (Feb. 15), collecting a pair of doubles and driving in a run ... Attended Flower Mound High School in Flower Mound, Texas ... Ranked by Perfect Game as the No. 386 overall prospect and the No. 41 catcher in the class of 2024 ... No. 34 overall prospect and No. 4 catcher in Texas by Perfect Game.

#18 REESE ROBINETT INF R-SO.

Has played in six games ... Drew a walk against Washington State (Feb. 17) ... Redshirted in 2024 ... As a true freshman in 2023, played in 14 games with five starts (three at first base, two at third base) ... Slashed .240/.269/.480 (6-for-25) with two homers and seven RBI ... Made his SEC debut as a pinch hitter at #1 LSU (March 24, 2023) and hit a three-run homer.

#25 KUHIO ALOY INF/OF SO.

Younger brother of INF Wehiwa Aloy ... Has played in 14 games with 13 starts (all as designated hitter) ... Slashing a team-leading .460/.557/1.000 with six doubles, seven home runs and 31 RBI ... Team leader in RBI (31) ... Tied for team lead in home runs (7) ... In his Razorback debut against Washington State (Feb. 14), went 2-for-3 with a double, home run and three RBI ... Homered in the same inning as his brother, Wehiwa, vs. Kansas State (Feb. 21) in the Amegy Bank College Baseball Series at Globe Life Field in Arlington, Texas ... Hit a pinch-hit two-run double vs. #22 TCU (Feb. 22) in the Amegy Bank College Baseball Series at Globe Life Field in Arlington, Texas ... Career-high four hits against Grambling (Feb. 25) ... Career-high six RBI against ULM (March 4) ... Totaled 10 RBI in a double midweek series against ULM (March 4-5) ... BYU transfer ... As a true freshman in 2024, earned Big 12 All-Freshman honors after slashing .269/.329/.447 with eight homers and 38 RBI in 52 games.

#28 CARSON BOLES OF SR.

Has played in seven games with three starts in right field ... 4-for-9 with two doubles, two RBI and five walks ... Spent three seasons at Lincoln Memorial (2022-24) ... Named a unanimous first-team Division II All-American as a junior in 2024 after slashing .475/.572/.863 with 15 homers and 68 RBI ... Tallied a team-leading 87 hits, including 24 doubles and one triple ... Third in Division II in batting average (.475) and doubles (24).

#42 MICHAEL ANDERSON INF JR.

Has played in one game with one start at first base ... Rhode Island transfer ... As a sophomore in 2024, was a team captain and played in 47 games with 45 starts ... Slashed .252/.411/.574 with 13 homers, second most on the team, and a team-high 41 RBI ... In 2023, earned Freshman All-America honors from Collegiate Baseball after starting all 52 games and slashing .316/.396/.555 with 10 homers and 43 RBI.



ON THE MOUND



FRIDAY

#33 LHP ZACH ROOT

JR.

2-0, 2.11 ERA, 21.1 IP, 6 BB, 36 SO

Last Start: March 8, vs. Portland, 6.0 IP, 3 H, 0 R, 0 ER, 1 BB, 10 SO

Four starts on the mound this season ... Has recorded one quality start ... Team leader in innings pitched (21.1) and strikeouts (36) ... Limiting opposing hitters to a .156 batting average ... Made his Razorback debut on the mound in the second game of the Opening Day doubleheader against Washington State (Feb. 14), striking out eight over five innings of one-run ball to earn the win ... Matched his career high in strikeouts with a masterful outing vs. #22 TCU (Feb. 22) in the Amegy Bank College Baseball Series at Globe Life Field in Arlington, Texas, punching out a career high-tying 10 while allowing only two hits over five innings of one-run ball in his second start of the season ... Worked a season-long 5.1 innings in a start against Charlotte (March 1), allowing three runs while racking up eight strikeouts ... Carded his first quality start of the year against Portland (March 8), spinning six shutout innings with a career high-tying 10 strikeouts ... ECU transfer ... Made 13 appearances with 12 starts on the mound during his sophomore campaign in 2024 ... Posted a 6-2 record with a 3.56 ERA and 76 strikeouts in 68.1 innings ... Issued only 21 walks all year ... Limited opposing hitters to a .228 batting average ... Logged four quality starts on the year ... Earned a spot on the midseason watch list for the Golden Spikes Award ... One of his best starts came against #15 North Carolina (Feb. 24, 2024), throwing a season-best seven scoreless innings and striking out with seven ... Named the AAC Pitcher of the Week on Feb. 26 as a result of his performance against the Tar Heels ... Turned in another quality start against Cal State Fullerton (March 2, 2024), surrendering just one run over seven innings while striking out a career-high 10 batters against one walk ... As a true freshman in 2023, landed on the AAC All-Freshman Team after appearing in 20 games with 13 starts on the mound ... Went 3-3 record with a 5.33 ERA and 54 strikeouts in 53.2 innings ... Issued only 27 walks all year ... Limited opposing hitters to a .254 batting average.

PITCHER BREAKDOWN

| | W-L-S | ERA | IP | H | R | ER | BB | SO |
|-----------|-------|------|------|----|----|----|----|-----|
| Starters | 9-0-0 | 3.40 | 76.2 | 58 | 30 | 29 | 22 | 101 |
| Relievers | 7-1-6 | 2.56 | 63.1 | 59 | 21 | 18 | 16 | 67 |


THE HOG PEN

| Pitcher | Last App. | IP | H | R | ER | BB | SO | HR | RI/S | ---- Season Totals ---- | | |
|---------------------|------------|-----|---|---|----|----|----|----|-------------|-------------------------|----|------------------|
| | | | | | | | | | | RI/S | SV | Ret./1BF (BB) |
| Landon Beidelschies | TCU (2/22) | 2.2 | 1 | 0 | 0 | 1 | 0 | 0 | 0/0 | 0/0 | 0 | 1/1 (0) |
| Ben Bybee | UCA (3/11) | 2.0 | 3 | 1 | 1 | 1 | 2 | 0 | 0/0 | 0/0 | 0 | 0/2 (0) |
| Dylan Carter | UCA (3/11) | 1.0 | 1 | 0 | 0 | 1 | 2 | 0 | 0/0 | 1/1 | 0 | 1/5 (0) |
| Parker Coil | PORT (3/9) | 1.0 | 2 | 0 | 0 | 0 | 0 | 0 | 1/0 | 5/1 | 0 | 5/7 (0) |
| Steele Eaves | PORT (3/7) | 1.2 | 4 | 1 | 1 | 0 | 1 | 0 | 0/0 | 0/0 | 0 | 0/2 (0) |
| Colin Fisher | PORT (3/8) | 1.0 | 1 | 0 | 0 | 0 | 1 | 0 | 0/0 | 0/0 | 0 | 4/4 (0) |
| Christian Foutch | PORT (3/9) | 1.0 | 0 | 0 | 0 | 0 | 1 | 0 | 0/0 | 0/0 | 2 | 3/5 (0) |
| Cole Gibler | UCA (3/11) | 2.0 | 1 | 1 | 1 | 1 | 4 | 0 | 0/0 | 0/0 | 0 | 4/4 (0) |
| Aiden Jimenez | PORT (3/9) | 1.0 | 0 | 0 | 0 | 0 | 0 | 0 | 0/0 | 1/1 | 0 | 3/5 (0) |
| Will McEntire | UCA (3/11) | 1.0 | 0 | 0 | 0 | 0 | 2 | 0 | 0/0 | 2/1 | 0 | 4/6 (0) |
| Tate McGuire | ULM (3/5) | 2.0 | 0 | 0 | 0 | 0 | 2 | 0 | 0/0 | 4/1 | 1 | 4/5 (0) |
| Carson Wiggins | PORT (3/9) | 1.0 | 0 | 0 | 0 | 0 | 1 | 0 | 0/0 | 0/0 | 3 | 4/5 (0) |
| TEAM TOTALS | | | | | | | | | 13/5 | 6 | | 33/51 (0) |

Bullpen Notes: RHP Carson Wiggins (team-leading 3 saves) recorded Arkansas' first save of the year against Washington State (Feb. 15), tossing a scoreless inning with one strikeout and collecting his first career save in the process ... RHP Christian Foutch (team-leading 2 saves) secured Arkansas' second save and first multi-inning save of the season vs. #22 TCU (Feb. 22) in the Amegy Bank College Baseball Series at Globe Life Field in Arlington, Texas ... RHP Tate McGuire (1 save) recorded a one-out save vs. Michigan (Feb. 23) in the Amegy Bank College Baseball Series at Globe Life Field in Arlington, Texas, notching Arkansas' third save of the season as well as his first career save in the process ... Foutch locked down Arkansas' fourth save of the year in the series opener against Charlotte (Feb. 28), tossing a scoreless frame with a strikeout ... Wiggins earned his second save and Arkansas' fifth of the year in the series-clinching win against Charlotte (March 1), spinning a perfect 1-2-3 inning with a pair of strikeouts ... Wiggins closed out Arkansas' series-sweeping win against Portland (March 9), earning his team-leading third save of the campaign and the team's sixth of the year.



Christian Foutch, named to the preseason watch list for the NCBWA Stopper of the Year Award, posted a 1-0 record with a 0.81 ERA, 20 strikeouts and one save over 22.1 innings in 2024.



Will McEntire made a team-high 30 appearances in 2024, going 5-0, 4.83 ERA and 65 strikeouts in 54.0 innings. He logged four saves, including two of the multi-inning variety.



Parker Coil made 16 relief appearances on the mound during his sophomore campaign in 2024, recording a 7.23 ERA with 23 strikeouts over 18.2 innings of work on the year.



RECORD RUNDOWN

| | |
|--|-------|
| Overall | 16-1 |
| vs. top-5 teams | 0-0 |
| vs. top-10 teams | 0-0 |
| vs. top-25 teams | 1-0 |
| vs. unranked teams | 15-1 |
| At home | 14-0 |
| On the road | 0-0 |
| At neutral sites | 2-1 |
| In day games | 14-0 |
| In night games | 2-1 |
| In extra innings | 1-0 |
| In white uniforms | 6-1 |
| In cardinal uniforms | 4-0 |
| In cream uniforms | 2-0 |
| In grey uniforms | 1-0 |
| In pinstripe uniforms | 3-0 |
| vs. teams over .500 | 4-0 |
| vs. teams .500 or worse | 12-1 |
| vs. right-handed starter | 11-0 |
| vs. left-handed starter | 5-1 |
| vs. both-handed starter | 0-0 |
| When starter receives decision | 10-0 |
| When reliever receives decision | 6-1 |
| When starter goes 5+ innings | 12-1 |
| When starter goes less than 5 innings | 4-0 |
| When scoring first | 10-0 |
| When scoring in 1st inning | 7-0 |
| When opponent scores first | 6-1 |
| When leading after 6 innings | 14-0 |
| When trailing after 6 innings | 1-0 |
| When tied after 6 innings | 1-1 |
| When leading after 7 innings | 8-0 |
| When trailing after 7 innings | 0-1 |
| When tied after 7 innings | 1-0 |
| When leading after 8 innings | 8-0 |
| When trailing after 8 innings | 0-1 |
| When tied after 8 innings | 1-0 |
| In one-run games | 4-1 |
| In two-run games | 2-0 |
| In five-run or more games | 8-0 |
| In run-rule games | 7-0 |
| Weekend series W-L-T | 3-0-0 |
| Weekend series sweeps/times swept | 3/0 |
| When scoring 10+ runs | 8-0 |
| Shutouts/times shut out | 1/0 |
| When opponent scores 5 runs or less | 14-1 |
| When opponent scores 6 runs or more | 2-0 |
| When collecting 0-3 hits | 1-0 |
| When collecting 4-6 hits | 2-0 |
| When collecting 7-9 hits | 3-1 |
| When collecting 10-12 hits | 6-0 |
| When collecting 13+ hits | 4-0 |
| When out-hitting opponent | 10-0 |
| When out-hit by opponent | 5-1 |
| When hits are equal | 1-0 |
| When hitting a home run | 13-1 |
| When opponent hits a home run | 7-0 |
| When errorless | 13-1 |
| When committing one error | 0-0 |
| When committing 2 errors | 3-0 |
| When committing 3+ errors | 0-0 |
| When opponent is errorless | 4-1 |
| vs. SEC opponents (all games) | 0-0 |
| vs. non-conference opponents (all games) | 16-1 |
| In midweek games | 4-0 |
| In rubber games | 0-0 |
| Game 1 of weekend series | 3-0 |
| Game 2 of weekend series | 3-0 |
| Game 3 of weekend series | 3-0 |
| Game 4 of weekend series | 1-0 |
| In February | 8-1 |
| In March | 8-0 |
| In April | 0-0 |
| In May | 0-0 |
| In June | 0-0 |

MULTI-HIT GAMES

| Name | 2 | 3 | 4 | 5+ | Total |
|-------------------|-----------|----------|----------|----------|-----------|
| Kuhio Aloy | 6 | 1 | 1 | - | 8 |
| Wehiwa Aloy | 5 | 2 | 1 | - | 8 |
| Brent Iredale | 4 | 2 | - | - | 6 |
| Charles Davalan | 4 | 1 | - | - | 5 |
| Cam Kozeal | 4 | - | - | - | 4 |
| Logan Maxwell | 3 | 1 | - | - | 4 |
| Nolan Souza | 1 | - | - | - | 1 |
| Justin Thomas Jr. | 1 | - | - | - | 1 |
| Carson Boles | 1 | - | - | - | 1 |
| Zane Becker | 1 | - | - | - | 1 |
| Rocco Peppi | 1 | - | - | - | 1 |
| TEAM | 31 | 7 | 2 | 0 | 40 |

CAREER MULTI-HIT GAMES

| Name | '22 | '23 | '24 | '25 | Total |
|-------------------|-----|-----|-----|-----|-------|
| Rocco Peppi | 23 | 17 | 17 | 1 | 58 |
| Wehiwa Aloy | - | 30 | 15 | 8 | 53 |
| Michael Anderson | - | 18 | 9 | - | 28 |
| Kendall Diggs | 2 | 14 | 12 | - | 28 |
| Logan Maxwell | 3 | 6 | 14 | 4 | 27 |
| Kuhio Aloy | - | - | 12 | 8 | 20 |
| Charles Davalan | - | - | 17 | 4 | 24 |
| Cam Kozeal | - | - | 12 | 4 | 16 |
| Nolan Souza | - | - | 7 | 1 | 8 |
| Brent Iredale | - | - | - | 6 | 6 |
| Zane Becker | - | - | - | 1 | 1 |
| Carson Boles | - | - | - | 1 | 1 |
| Reese Robinett | - | 1 | - | - | 1 |
| Justin Thomas Jr. | - | - | - | 1 | 1 |

MULTI-RBI GAMES

| Name | 2 | 3 | 4 | 5+ | Total |
|-------------------|-----------|-----------|----------|----------|-----------|
| Kuhio Aloy | 3 | 4 | 1 | 1 | 9 |
| Brent Iredale | 2 | 2 | 2 | 1 | 7 |
| Wehiwa Aloy | 4 | - | 2 | - | 6 |
| Charles Davalan | 3 | 1 | 1 | - | 5 |
| Kendall Diggs | 2 | - | - | - | 2 |
| Ryder Helfrick | - | 2 | - | - | 2 |
| Cam Kozeal | 1 | 1 | - | - | 2 |
| Logan Maxwell | 2 | - | - | - | 2 |
| Rocco Peppi | 1 | - | 1 | - | 2 |
| Carson Boles | 1 | - | - | - | 1 |
| Nolan Souza | - | 1 | - | - | 1 |
| Justin Thomas Jr. | 1 | - | - | - | 1 |
| TEAM | 20 | 11 | 7 | 2 | 40 |

HITTING STREAKS

| Name | Longest | Current |
|-------------------|---------|---------|
| Kuhio Aloy | 11 | 1 |
| Wehiwa Aloy | 10 | - |
| Logan Maxwell | 6 | - |
| Kendall Diggs | 5 | - |
| Brent Iredale | 5 | 4 |
| Cam Kozeal | 5 | 2 |
| Nolan Souza | 5 | - |
| Charles Davalan | 5 | - |
| Ryder Helfrick | 3 | 1 |
| Justin Thomas Jr. | 3 | - |
| Carson Boles | 3 | - |
| Zane Becker | 2 | 2 |
| Rocco Peppi | 2 | 1 |
| Gabe Fraser | 1 | - |

REACHED BASE STREAKS

| Name | Longest | Current |
|-------------------|---------|---------|
| Brent Iredale | 17 | 17 |
| Wehiwa Aloy | 16 | - |
| Kuhio Aloy | 12 | 1 |
| Kendall Diggs | 11 | 11 |
| Logan Maxwell | 11 | 11 |
| Charles Davalan | 11 | 11 |
| Justin Thomas Jr. | 8 | - |
| Ryder Helfrick | 6 | 1 |
| Carson Boles | 6 | 6 |
| Nolan Souza | 5 | - |
| Cam Kozeal | 5 | 2 |
| Zane Becker | 2 | 2 |
| Rocco Peppi | 2 | 2 |
| Gabe Fraser | 1 | - |
| Reese Robinett | 1 | - |

CAREER HOME RUNS

| Name | Solo | 2R | 3R | GS | Total |
|-------------------|------|----|----|----|-------|
| Wehiwa Aloy | 18 | 9 | 4 | 3 | 34 |
| Rocco Peppi | 13 | 8 | 2 | 2 | 25 |
| Kendall Diggs | 10 | 5 | 7 | 2 | 24 |
| Michael Anderson | 13 | 6 | 2 | 2 | 23 |
| Kuhio Aloy | 6 | 4 | 3 | 2 | 15 |
| Charles Davalan | 9 | 2 | 1 | 1 | 13 |
| Nolan Souza | 5 | 1 | 2 | 1 | 9 |
| Brent Iredale | 2 | 2 | 3 | - | 7 |
| Cam Kozeal | 4 | 1 | 2 | - | 7 |
| Logan Maxwell | 3 | 4 | - | - | 7 |
| Ryder Helfrick | 6 | - | - | - | 6 |
| Justin Thomas Jr. | 2 | 1 | - | - | 3 |
| Reese Robinett | 1 | - | 1 | - | 2 |

HOME RUN BREAKDOWN

| | |
|---|------|
| Total | 36 |
| at Baum-Walker Stadium | 33 |
| on the Road | 0 |
| Neutral Site | 3 |
| vs. RHP | 29 |
| vs. LHP | 7 |
| w/ 0 Outs | 11 |
| w/ 1 Out | 10 |
| w/ 2 Outs | 15 |
| Solo | 15 |
| Two-Run | 12 |
| Three-Run | 7 |
| Grand Slam | 2 |
| Leadoff | 7 |
| Back-To-Back | 2 |
| Walk-Off | 4 |
| Pinch-Hit | 0 |
| Before 7th Inning | 30 |
| 7th Inning and Beyond | 6 |
| Current Streak of Consecutive Games with HR | 6 |
| Longest Streak of Consecutive Games with HR | 6 |
| Opponent HR Total | 9 |
| Last HR Given Up | Solo |
| Current Streak of No HR Allowed | 1 |
| Longest Stretch without HR Allowed | 5 |

COMEBACKS

defined as any win when trailing after an inning

| Date / Opponent | Score (Inn.) | Final |
|---------------------|--------------|----------|
| Feb. 22 / #22 TCU | 0-1 (6) | W, 2-1 |
| Feb. 28 / Charlotte | 1-5 (3) | W, 11-10 |

BLOWN LEADS

defined as any loss when leading after an inning

| Date / Opponent | Score (Inn.) | Final |
|-----------------|--------------|-------|
|-----------------|--------------|-------|

TEAM GAME HIGHS

Team Batting

| | | |
|------------------|----|--|
| At bats: | 36 | vs. Charlotte (Feb. 28) |
| Runs scored: | 20 | vs. Portland (March 7) |
| Hits: | 15 | vs. ULM (March 4) |
| RBI: | 19 | vs. Portland (March 7) |
| Doubles: | 6 | vs. Washington State (Feb. 14) |
| Triples: | 1 | vs. Washington State (Feb. 14) |
| | 1 | vs. Portland (March 7) |
| Home runs: | 5 | vs. Portland (March 7) |
| Total bases: | 32 | vs. Portland (March 7) |
| Walks: | 13 | vs. ULM (March 5) |
| Strikeouts: | 11 | vs. Kansas State (Feb. 21 in Arlington, Texas) |
| Sac hits: | 1 | (4 times) |
| Sac flies: | 2 | vs. Washington State (Feb. 14) |
| | 2 | vs. Grambling (Feb. 25) |
| Stolen bases: | 3 | vs. Washington State (Feb. 14) |
| Hit by pitch: | 3 | vs. Washington State (Feb. 14) |
| | 3 | vs. Grambling (Feb. 25) |
| | 3 | vs. Portland (March 7) |
| Caught stealing: | 2 | vs. Charlotte (March 2) |
| Runners LOB: | 12 | vs. Grambling (Feb. 25) |
| Hit into DP: | 2 | vs. ULM (March 5) |

Fielding

| | | |
|---------------|----|--|
| Putouts: | 30 | vs. Washington State (Feb. 14) |
| Assists: | 14 | vs. Kansas State (Feb. 21 in Arlington, Texas) |
| Errors: | 2 | vs. Washington State (Feb. 14) |
| | 2 | vs. #22 TCU (Feb. 22 in Arlington, Texas) |
| | 2 | vs. Michigan (Feb. 23 in Arlington, Texas) |
| Passed balls: | 1 | vs. Michigan (Feb. 23 in Arlington, Texas) |
| | 1 | vs. Charlotte (Feb. 28) |
| DPs turned: | 2 | (5 times) |

Pitching

| | | |
|------------------|------|--|
| Innings pitched: | 10.0 | vs. Washington State (Feb. 14) |
| Runs allowed: | 10 | vs. Charlotte (Feb. 28) |
| Earned runs: | 10 | vs. Charlotte (Feb. 28) |
| Walks allowed: | 5 | vs. #22 TCU (Feb. 22 in Arlington, Texas) |
| | 5 | vs. Michigan (Feb. 23 in Arlington, Texas) |
| Strikeouts: | 15 | vs. Charlotte (March 1) |
| Hits allowed: | 15 | vs. Charlotte (Feb. 28) |
| Doubles allowed: | 5 | vs. Charlotte (Feb. 28) |
| Triples allowed: | 1 | vs. Washington State (Feb. 15) |
| | 1 | vs. Charlotte (Feb. 28) |
| | 1 | vs. Portland (March 7) |
| Homers allowed: | 2 | vs. Michigan (Feb. 23 in Arlington, Texas) |
| | 2 | vs. Charlotte (Feb. 28) |
| Wild pitches: | 3 | vs. Michigan (Feb. 23 in Arlington, Texas) |
| | 3 | vs. Charlotte (Feb. 28) |
| Hit batters: | 3 | vs. Charlotte (Feb. 28) |
| | 3 | vs. UCA (March 11) |

INDIVIDUAL GAME HIGHS

Individual Batting

| | | |
|------------------|----|--|
| At bats: | 5 | (12 times) |
| Runs scored: | 5 | Wehiwa Aloy vs. Portland (March 7) |
| Hits: | 4 | Wehiwa Aloy vs. Michigan (Feb. 23 in Arlington, Texas) |
| | 4 | Kuhio Aloy vs. Grambling (Feb. 25) |
| RBI: | 8 | Brent Iredale vs. Portland (March 7) |
| Doubles: | 2 | Cam Kozeal vs. Washington State (Feb. 14) |
| | 2 | Zane Becker vs. Washington State (Feb. 15) |
| | 2 | Wehiwa Aloy vs. ULM (March 5) |
| Triples: | 1 | Ryder Helfrick vs. Washington State (Feb. 14) |
| | 1 | Kendall Diggs vs. Portland (March 7) |
| Home runs: | 2 | Brent Iredale vs. Washington State (Feb. 15) |
| | 2 | Wehiwa Aloy vs. Portland (March 7) |
| | 2 | Brent Iredale vs. Portland (March 7) |
| Total bases: | 10 | Brent Iredale vs. Portland (March 7) |
| Walks: | 3 | Justin Thomas Jr. vs. Washington State (Feb. 17) |
| | 3 | Brent Iredale vs. Grambling (Feb. 25) |
| Strikeouts: | 3 | (4 times) |
| Sac hits: | 1 | (4 times) |
| Sac flies: | 1 | (6 times) |
| Stolen bases: | 1 | (14 times) |
| Hit by pitch: | 2 | Wehiwa Aloy vs. Washington State (Feb. 14) |
| Caught stealing: | 1 | (7 times) |
| Runners LOB: | 5 | Charles Davalan vs. Grambling (Feb. 25) |

Fielding

| | | |
|---------------|----|--|
| Putouts: | 15 | Ryder Helfrick vs. Charlotte (March 1) |
| Assists: | 5 | Wehiwa Aloy vs. Washington State (Feb. 14) |
| | 5 | Wehiwa Aloy vs. Kansas State (Feb. 21 in Arlington, Texas) |
| | 5 | Brent Iredale vs. Charlotte (Feb. 28) |
| Errors: | 2 | Wehiwa Aloy vs. Michigan (Feb. 23 in Arlington, Texas) |
| Passed balls: | 1 | Zane Becker vs. Michigan (Feb. 23 in Arlington, Texas) |
| | 1 | Ryder Helfrick vs. Charlotte (Feb. 28) |

Pitching

| | | |
|------------------|-----|---|
| Innings pitched: | 6.1 | Landon Beidelschies vs. Charlotte (March 2) |
| Runs allowed: | 9 | Gabe Gaeckle vs. Charlotte (Feb. 28) |
| Earned runs: | 9 | Gabe Gaeckle vs. Charlotte (Feb. 28) |
| Walks allowed: | 4 | Gabe Gaeckle vs. Kansas State (Feb. 21 in Arlington, Texas) |
| Strikeouts: | 10 | Zach Root vs. #22 TCU (Feb. 22 in Arlington, Texas) |
| | 10 | Zach Root vs. Portland (March 8) |
| Hits allowed: | 10 | Gabe Gaeckle vs. Charlotte (Feb. 28) |
| Doubles allowed: | 3 | Gabe Gaeckle vs. Charlotte (Feb. 28) |
| | 3 | Zach Root vs. Charlotte (March 1) |
| Triples allowed: | 1 | Gage Wood vs. Washington State (Feb. 15) |
| | 1 | Gabe Gaeckle vs. Charlotte (Feb. 28) |
| | 1 | Gabe Gaeckle vs. Portland (March 7) |
| Homers allowed: | 2 | Will McEntire vs. Michigan (Feb. 23 in Arlington, Texas) |
| Wild pitches: | 2 | Carson Wiggins vs. Michigan (Feb. 23 in Arlington, Texas) |
| | 2 | Gabe Gaeckle vs. Charlotte (Feb. 28) |
| | 2 | Dylan Carter vs. ULM (March 4) |
| Hit batters: | 2 | Christian Foutch vs. Charlotte (Feb. 28) |



Zach Root has matched his career high in strikeouts (10) twice this season: vs. #22 TCU (Feb. 22) in the Amegy College Baseball Series at Globe Life Field in Arlington, Texas & vs. Portland (March 8).



THE LAST TIME AN ARKANSAS PLAYER...

Table listing various baseball statistics and the last time an Arkansas player achieved them, including hits in a game, home runs, strikeouts, and more.



THE LAST TIME AN ARKANSAS TEAM...

| | |
|---|---|
| Scored 10 runs | vs. Portland, March 8, 2025 |
| Scored 11 runs | vs. Charlotte, Feb. 28, 2025 |
| Scored 12 runs | vs. Washington State, Feb. 17, 2025 |
| Scored 13 runs | vs. Arkansas State, April 2, 2024 |
| Scored 14 runs | vs. ULM, March 4, 2025 |
| Scored 15 runs | vs. ULM, March 5, 2025 |
| Scored 16 runs | vs. Omaha, March 28, 2023 |
| Scored 17 runs | vs. SEMO (NCAA Regional), May 31, 2024 |
| Scored 18 runs | vs. McNeese, March 10, 2024 |
| Scored 19 runs | vs. Northwestern State, April 23, 2019 |
| Scored 20 runs | vs. Portland, March 7, 2025 |
| Scored 21 runs | vs. Grambling, Feb. 27, 2024 |
| Scored 22 runs | vs. Louisiana Tech, Feb. 14, 2004 |
| Scored 23 runs | Never |
| Scored 24 runs | Missouri Southern, Feb. 11, 1998 |
| Scored 25 runs | Missouri Southern, Feb. 4, 2001 |
| Scored 26 runs | vs. UA Pine Bluff, April 14, 2021 |
| Scored 27 runs | Never |
| Scored 28 runs | vs. Wisconsin-Milwaukee (DH-2), Feb. 18, 2007 |
| Scored 29 runs | Morningside, April 6, 1968 |
| Scored 30 runs | at South Carolina, March 30, 1997 |
| Scored 31 runs | Never |
| Scored 32 runs | vs. Bucknell, Feb. 17, 2018 |
| Scored 33 runs | vs. Southwest Baptist, March 21, 1984 |
| | |
| Had 10 hits | vs. Portland, March 8, 2025 |
| Had 11 hits | vs. Charlotte, Feb. 28, 2025 |
| Had 12 hits | vs. Florida (DH-2), April 27, 2024 |
| Had 13 hits | vs. Portland, March 7, 2025 |
| Had 14 hits | vs. Grambling, Feb. 25, 2025 |
| Had 15 hits | vs. ULM, March 4, 2025 |
| Had 16 hits | vs. SEMO (NCAA Regional), May 31, 2024 |
| Had 17 hits | vs. #16 NC State (NCAA Super Regional), June 11, 2021 |
| Had 18 hits | vs. South Alabama, March 7, 2020 |
| Had 19 hits | vs. UCA, April 5, 2022 |
| Had 20 hits | vs. Grambling, Feb. 27, 2024 |
| Had 21 hits | vs. #2 Stanford (College World Series), June 18, 2022 |
| Had 22 hits | at #6 Vanderbilt, April 14, 2019 |
| Had 23 hits | Centenary, March 31, 1999 |
| Had 24 hits | Georgia, March 17, 2001 |
| Had 25 hits | at Centenary, March 23, 2005 |
| Had 26-29 hits | 28 at South Carolina, March 30, 1997 |
| Had 30 hits | vs. Saint Louis, April 7, 2010 |
| Had 31+ hits | 32 vs. Southwest Baptist, March 21, 1984 |
| | |
| Hit four home runs in a game | 4 - Wehiwa Aloy (1), Charles Davalan (1), Kendall Diggs (1), Justin Thomas Jr. (1) vs. Portland, March 8, 2025 |
| Hit five home runs in a game | 5 - Wehiwa Aloy (2), Brent Iredale (2), Nolan Souza (1) vs. Portland, March 7, 2025 |
| Hit six home runs in a game | 6 - Ben McLaughlin (2), Hudson White (2), Wehiwa Aloy (1), Kendall Diggs (1) vs. SEMO (NCAA Regional), May 31, 2024 |
| Hit seven home runs in a game | 7 - Robert Moore (2), Jalen Battles (1), Chris Lanzilli (1), Brady Slavens (1), Michael Turner (1), Cayden Wallace (1) vs. UCA, April 5, 2022 |
| Hit eight or more home runs in a game | 8 - Matt Goodheart (2), Brady Slavens (2), Cullen Smith (2), Charlie Welch (2) vs. UAPB, April 14, 2021 |
| Hit two grand slams in a game | vs. Grambling, Feb. 27, 2024 |
| Hit a grand slam in two consecutive games | vs. UIC, March 12-13, vs. Grambling, March 15, 2022 |
| Hit a grand slam in three consecutive games | vs. ULM, March 4-5, 2025 |
| Had two brothers hit home runs in the same game | Wehiwa Aloy (6th inn.) & Kuhio Aloy (6th inn.) vs. Kansas State, Feb. 21, 2025 |
| | |
| 3 errors in a game | vs. #2 Kentucky (SEC Tournament), May 23, 2024 |
| 4 errors in a game | vs. Michigan, Feb. 25, 2024 |
| 5 errors in a game | vs. South Carolina (SEC Tournament), May 23, 2018 |
| 6 errors in a game | vs. Eastern Illinois, March 5, 2016 |
| 7 errors in a game | vs. LA Tech, March 20, 2001 |
| | |
| Overcame a seven-run deficit to win | vs. Texas Tech, April 16, 2024 |
| Overcame an eight-run deficit to win | vs. Charlotte, Feb. 28, 2025 |
| Overcame a nine-run deficit to win | at Louisiana Tech, March 1, 2017 |
| | |
| Four consecutive run-rule wins | vs. ULM & Portland, March 4-8, 2025 |
| | |
| Shut out an opponent at home | vs. Portland, March 8, 2025 |
| Shut out an opponent on the road | at #23 Auburn, March 21, 2024 |
| Shut out an SEC opponent at home | vs. Missouri, March 16, 2024 |
| Shut out an SEC opponent on the road | at #23 Auburn, March 21, 2024 |
| Shut out by an SEC opponent at home | vs. #24 Vanderbilt, May 15, 2022 |
| Shut out by an SEC opponent on the road | at #5 Texas A&M, May 16, 2024 |
| | |
| Threw consecutive seven-inning shutouts | vs. UAPB (15-0, 6-0), April 12, 2022 |
| Threw consecutive nine-inning shutouts | vs. Missouri (8-0, 6-0), March 15-16, 2024 |
| Threw consecutive seven-inning shutouts against an SEC opponent | vs. South Carolina (2-0, 3-0) April 14, 2018 |
| Threw back-to-back nine-inning shutouts against an SEC opponent | vs. Missouri (8-0, 6-0), March 15-16, 2024 |
| Most consecutive shutouts thrown | 4, vs. Wisconsin, March 15-16, 1980 |
| | |
| Struck out 20 or more opposing batters | at #5 Texas A&M (20), May 16, 2024 |
| Struck out 23 or more opposing batters | vs. #7 Oregon State (23), Feb. 23, 2024 |
| Struck out 25 or more opposing batters (program record) | vs. Oklahoma State (25), Feb. 24, 2024 |
| Struck out 10-plus opposing batters in 10 consecutive games | vs. #7 Oregon State, Oklahoma State, Michigan, Grambling, Murray State, UCA & McNeese, Feb. 23-March 9, 2024 |
| Struck out 20-plus opposing batters in back-to-back games | vs. #7 Oregon State & Oklahoma State, Feb. 23-24, 2024 |
| Had starting pitchers record double-digit strikeouts in three consecutive games | Hagen Smith (12), Brady Tygart (10) & Mason Molina (10) vs. Murray State, March 1-3, 2024 |
| | |
| Was shut out | at #5 Texas A&M (1-0), May 16, 2024 |
| Was shut out in back-to-back games | vs. LSU (7-0, 6-0), April 23-24, 2005 |
| Held to 1 hit | vs. Missouri State, May 17, 2016 |
| Held to 2 hits | vs. #24 Vanderbilt, May 15, 2022 |
| Held to 3 hits | vs. #22 TCU, Feb. 22, 2025 |
| Did not strikeout | vs. Eastern Illinois, Feb. 16, 2019 |
| | |
| Swept an SEC home weekend series | vs. Ole Miss, April 4-6, 2024 |
| Swept an SEC road weekend series | at Mississippi State, May 5-7, 2023 |
| Was swept in an SEC home weekend series | vs. Alabama, May 13-15, 2016 |
| Was swept in an SEC road weekend series | at Georgia, April 20-22, 2023 |
| Swept a non-conference home weekend series | vs. Portland, March 7-9, 2025 |
| Swept a non-conference road weekend series | at Northwestern State, Feb. 16-18, 1996 |
| Was swept in a non-conference home weekend series | vs. Long Beach State, Feb. 25-27, 2000 |
| Was swept in a non-conference road weekend series | at UNLV, March 19-21, 1994 |
| Won an SEC home weekend series | vs. Mississippi State, May 10-12, 2024 |
| Won an SEC road weekend series | at #20 South Carolina, April 19-20, 2024 |
| Lost an SEC home weekend series | vs. #24 Vanderbilt, May 13-15, 2022 |
| Lost an SEC road weekend series | at #5 Texas A&M, May 16-18, 2024 |
| Won a non-conference home weekend series | vs. Portland, March 7-9, 2025 |
| Won a non-conference road weekend series | at Louisiana Tech, March 12-14, 2021 |
| Lost a non-conference home weekend series | vs. South Alabama, Feb. 28-March 1, 2014 |
| Lost a non-conference road weekend series | at Texas A&M, Feb. 27-29, 2004 |
| Lost a midweek game | vs. Lipscomb (North Little Rock, Ark.), May 2, 2023 |



HOME RUN CHART

| No. | Player | Game | Date | Opponent | Pitcher | On Base | Inning | Outs | Count | Score | Final |
|-----|-------------------------|------|----------|-------------------------|---------------------|---------|--------|------|-------|-------|-------------|
| 1 | Kuhio Aloy (1) ! | 2 | Feb. 14 | Washington State [DH-2] | RHP Miles Chandler | 2 | 7th | 0 | 3-1 | 11-2 | W, 14-2 (7) |
| 2 | Brent Iredale (1) * | 3 | Feb. 15 | Washington State | RHP Luke Meyers | 0 | 4th | 0 | 1-0 | 1-2 | W, 5-2 |
| 3 | Brent Iredale (2) | 3 | Feb. 15 | Washington State | LHP Jake Tedesco | 0 | 6th | 1 | 1-2 | 2-2 | W, 5-2 |
| 4 | Wehiwa Aloy (1) | 3 | Feb. 15 | Washington State | LHP Jake Tedesco | 1 | 8th | 0 | 0-0 | 3-2 | W, 5-2 |
| 5 | Kuhio Aloy (2) * | 4 | Feb. 17 | Washington State | RHP Bryce Chambers | 0 | 4th | 0 | 0-2 | 0-0 | W, 12-2 (7) |
| 6 | Wehiwa Aloy (2) * | 5 | Feb. 21 | vs. Kansas State | LHP Jacob Frost | 0 | 6th | 0 | 2-2 | 0-2 | L, 3-2 |
| 7 | Kuhio Aloy (3) | 5 | Feb. 21 | vs. Kansas State | LHP Jacob Frost | 0 | 6th | 1 | 3-2 | 1-2 | L, 3-2 |
| 8 | Wehiwa Aloy (3) | 7 | Feb. 23 | vs. Michigan | RHP David Lally Jr. | 0 | 5th | 2 | 2-1 | 7-1 | W, 8-6 |
| 9 | Ryder Helfrick (1) ^ | 8 | Feb. 25 | Grambling | RHP Landon Clampit | 1 | 5th | 2 | 2-0 | 10-2 | W, 14-3 (7) |
| 10 | Justin Thomas Jr. (1) ^ | 8 | Feb. 25 | Grambling | RHP Landon Clampit | 0 | 5th | 2 | 1-0 | 12-2 | W, 14-3 (7) |
| 11 | Charles Davalan (1) | 9 | Feb. 28 | Charlotte | RHP Mike Szturma | 0 | 3rd | 2 | 3-2 | 0-5 | W, 11-10 |
| 12 | Logan Maxwell (1) * | 9 | Feb. 28 | Charlotte | RHP Mike Szturma | 0 | 5th | 0 | 0-1 | 1-9 | W, 11-10 |
| 13 | Logan Maxwell (2) | 10 | March 1 | Charlotte | RHP Blake Gillespie | 1 | 3rd | 2 | 1-1 | 1-2 | W, 8-5 |
| 14 | Kuhio Aloy (4) | 10 | March 1 | Charlotte | RHP Joseph Taylor | 1 | 7th | 2 | 1-0 | 6-5 | W, 8-5 |
| 15 | Cam Kozeal (1) * | 12 | March 4 | ULM | LHP Brennan Eager | 0 | 2nd | 0 | 3-2 | 1-0 | W, 14-1 (7) |
| 16 | Ryder Helfrick (2) * | 12 | March 4 | ULM | RHP Zach Shaw | 0 | 4th | 0 | 0-1 | 3-0 | W, 14-1 (7) |
| 17 | Brent Iredale (3) | 12 | March 4 | ULM | RHP Zach Shaw | 1 | 4th | 1 | 3-1 | 7-0 | W, 14-1 (7) |
| 18 | Kuhio Aloy (5) ! | 12 | March 4 | ULM | RHP Austin Ackel | 3 | 7th | 1 | 3-2 | 10-1 | W, 14-1 (7) |
| 19 | Charles Davalan (2) | 13 | March 5 | ULM | RHP Joey Cirelli | 3 | 3rd | 1 | 1-2 | 3-3 | W, 15-3 (7) |
| 20 | Kendall Diggs (1) | 13 | March 5 | ULM | RHP Daniel Gonzalez | 0 | 4th | 1 | 0-0 | 7-3 | W, 15-3 (7) |
| 21 | Kuhio Aloy (6) | 13 | March 5 | ULM | RHP Brandon Brewer | 2 | 5th | 1 | 0-2 | 9-3 | W, 15-3 (7) |
| 22 | Nolan Souza (1) ! | 13 | March 5 | ULM | RHP Jace Duhon | 2 | 7th | 2 | 1-1 | 12-3 | W, 15-3 (7) |
| 23 | Brent Iredale (4) | 14 | March 7 | Portland | RHP Carter Gaston | 2 | 2nd | 1 | 2-1 | 7-2 | W, 20-3 (7) |
| 24 | Nolan Souza (2) | 14 | March 7 | Portland | RHP Carter Gaston | 0 | 2nd | 2 | 1-2 | 10-2 | W, 20-3 (7) |
| 25 | Wehiwa Aloy (4) | 14 | March 7 | Portland | RHP Carter Gaston | 1 | 3rd | 0 | 0-0 | 11-2 | W, 20-3 (7) |
| 26 | Brent Iredale (5) | 14 | March 7 | Portland | RHP JT Landwehr | 2 | 5th | 1 | 0-0 | 15-2 | W, 20-3 (7) |
| 27 | Wehiwa Aloy (5) | 14 | March 7 | Portland | RHP JT Landwehr | 1 | 6th | 2 | 3-1 | 18-2 | W, 20-3 (7) |
| 28 | Justin Thomas Jr. (2) | 15 | March 8 | Portland | RHP Kaden Segel | 1 | 4th | 2 | 1-1 | 3-0 | W, 10-0 (7) |
| 29 | Wehiwa Aloy (6) | 15 | March 8 | Portland | RHP Kaden Segel | 1 | 4th | 2 | 1-0 | 5-0 | W, 10-0 (7) |
| 30 | Charles Davalan (3) | 15 | March 8 | Portland | RHP Kaden Segel | 0 | 6th | 2 | 2-2 | 7-0 | W, 10-0 (7) |
| 31 | Kendall Diggs (2) ! | 15 | March 8 | Portland | RHP Nolan Umlandt | 1 | 7th | 2 | 0-1 | 8-0 | W, 10-0 (7) |
| 32 | Brent Iredale (6) | 16 | March 9 | Portland | LHP Ryan Rembisz | 2 | 1st | 1 | 0-1 | 0-0 | W, 5-3 |
| 33 | Ryder Helfrick (3) * | 16 | March 9 | Portland | LHP Ryan Rembisz | 0 | 2nd | 0 | 3-1 | 3-1 | W, 5-3 |
| 34 | Brent Iredale (7) | 17 | March 11 | UCA | RHP Perry Titlow | 1 | 2nd | 0 | 1-0 | 0-0 | W, 9-2 |
| 35 | Kuhio Aloy (7) | 17 | March 11 | UCA | RHP Jake Jones | 1 | 3rd | 2 | 1-0 | 2-0 | W, 9-2 |
| 36 | Cam Kozeal (2) | 17 | March 11 | UCA | RHP Gavin Alveti | 2 | 4th | 2 | 0-1 | 6-1 | W, 9-2 |

* - indicates leadoff home run | ^ - indicates back-to-back home run | ! - indicates walk-off home run | + - indicates pinch-hit home run

HOME RUN DATA CHART III



| No. | Player | Game | Date | Opponent | Pitcher | Location | Distance | Launch Angle | Exit Velo |
|-----|-----------------------|------|----------|-------------------------|---------------------|----------|-----------------|---------------------|----------------|
| 1 | Kuhio Aloy (1) | 2 | Feb. 14 | Washington State [DH-2] | RHP Miles Chandler | LF | 386 feet | 31.7 degrees | 110 mph |
| 2 | Brent Iredale (1) | 3 | Feb. 15 | Washington State | RHP Luke Meyers | LF | 391 feet | 25.3 degrees | 109 mph |
| 3 | Brent Iredale (2) | 3 | Feb. 15 | Washington State | LHP Jake Tedesco | LF | 401 feet | 32.5 degrees | 103 mph |
| 4 | Wehiwa Aloy (1) | 3 | Feb. 15 | Washington State | LHP Jake Tedesco | RC | 414 feet | 31.4 degrees | 105 mph |
| 5 | Kuhio Aloy (2) | 4 | Feb. 17 | Washington State | RHP Bryce Chambers | LF | 340 feet | 21.6 degrees | 98 mph |
| 6 | Wehiwa Aloy (2) | 5 | Feb. 21 | vs. Kansas State | LHP Jacob Frost | RF | 360 feet | 34.9 degrees | 102 mph |
| 7 | Kuhio Aloy (3) | 5 | Feb. 21 | vs. Kansas State | LHP Jacob Frost | LF | 435 feet | 23.1 degrees | 112 mph |
| 8 | Wehiwa Aloy (3) | 7 | Feb. 23 | vs. Michigan | RHP David Lally Jr. | RL | 350 feet | 29.1 degrees | 102 mph |
| 9 | Ryder Helfrick (1) | 8 | Feb. 25 | Grambling | RHP Landon Clampit | LF | 426 feet | 27.5 degrees | 107 mph |
| 10 | Justin Thomas Jr. (1) | 8 | Feb. 25 | Grambling | RHP Landon Clampit | LF | 417 feet | 28.3 degrees | 108 mph |
| 11 | Charles Davalan (1) | 9 | Feb. 28 | Charlotte | RHP Mike Szturma | LF | 358 feet | 29.3 degrees | 92 mph |
| 12 | Logan Maxwell (1) | 9 | Feb. 28 | Charlotte | RHP Mike Szturma | RC | 387 feet | 27.9 degrees | 101 mph |
| 13 | Logan Maxwell (2) | 10 | March 1 | Charlotte | RHP Blake Gillespie | CF | 410 feet | 21.3 degrees | 103 mph |
| 14 | Kuhio Aloy (4) | 10 | March 1 | Charlotte | RHP Joseph Taylor | CF | 412 feet | 19.6 degrees | 111 mph |
| 15 | Cam Kozeal (1) | 12 | March 4 | ULM | LHP Brennan Eager | LC | 401 feet | 21.1 degrees | 103 mph |
| 16 | Ryder Helfrick (2) | 12 | March 4 | ULM | RHP Zach Shaw | LF | 379 feet | 40.7 degrees | 103 mph |
| 17 | Brent Iredale (3) | 12 | March 4 | ULM | RHP Zach Shaw | LC | 427 feet | 30.4 degrees | 109 mph |
| 18 | Kuhio Aloy (5) | 12 | March 4 | ULM | RHP Austin Ackel | LF | 447 feet | 36.0 degrees | 98 mph |
| 19 | Charles Davalan (2) | 13 | March 5 | ULM | RHP Joey Cirelli | RC | 416 feet | 24.7 degrees | 107 mph |
| 20 | Kendall Diggs (1) | 13 | March 5 | ULM | RHP Daniel Gonzalez | RF | 388 feet | 29.4 degrees | 103 mph |
| 21 | Kuhio Aloy (6) | 13 | March 5 | ULM | RHP Brandon Brewer | LC | 402 feet | 17.8 degrees | 107 mph |
| 22 | Nolan Souza (1) | 13 | March 5 | ULM | RHP Jace Duhon | LC | 420 feet | 33.3 degrees | 103 mph |
| 23 | Brent Iredale (4) | 14 | March 7 | Portland | RHP Carter Gaston | LF | 446 feet | 27.8 degrees | 108 mph |
| 24 | Nolan Souza (2) | 14 | March 7 | Portland | RHP Carter Gaston | LF | 338 feet | 24.1 degrees | 98 mph |
| 25 | Wehiwa Aloy (4) | 14 | March 7 | Portland | RHP Carter Gaston | CF | 437 feet | 24.8 degrees | 110 mph |
| 26 | Brent Iredale (5) | 14 | March 7 | Portland | RHP JT Landwehr | RF | 365 feet | 37.6 degrees | 100 mph |
| 27 | Wehiwa Aloy (5) | 14 | March 7 | Portland | RHP JT Landwehr | LC | 438 feet | 20.0 degrees | 113 mph |
| 28 | Justin Thomas Jr. (2) | 15 | March 8 | Portland | RHP Kaden Segel | LC | 398 feet | 22.3 degrees | 107 mph |
| 29 | Wehiwa Aloy (6) | 15 | March 8 | Portland | RHP Kaden Segel | LF | 389 feet | 19.5 degrees | 112 mph |
| 30 | Charles Davalan (3) | 15 | March 8 | Portland | RHP Kaden Segel | RF | 388 feet | 31.7 degrees | 100 mph |
| 31 | Kendall Diggs (2) ! | 15 | March 8 | Portland | RHP Nolan Umlandt | RC | 372 feet | 27.6 degrees | 98 mph |
| 32 | Brent Iredale (6) | 16 | March 9 | Portland | LHP Ryan Rembisz | LC | 382 feet | 29.5 degrees | 103 mph |
| 33 | Ryder Helfrick (3) * | 16 | March 9 | Portland | LHP Ryan Rembisz | RC | 409 feet | 33.3 degrees | 107 mph |
| 34 | Brent Iredale (7) | 17 | March 11 | UCA | RHP Perry Titlow | LL | 403 feet | 25.2 degrees | 107 mph |
| 35 | Kuhio Aloy (7) | 17 | March 11 | UCA | RHP Jake Jones | LC | 408 feet | 29.9 degrees | 105 mph |
| 36 | Cam Kozeal (2) | 17 | March 11 | UCA | RHP Gavin Alveti | LF | 353 feet | 32.0 degrees | 98 mph |

LF - left field | LL - left field line | LC - left center field | CF - center field | RC - right center field | RF - right field | RL - right field line



||| TEAM PITCHING GAME-BY-GAME

STARTERS GAME-BY-GAME

| Opponent | W-L | IP | H | R | ER | BB | K |
|------------------|-----|-----|----|---|----|----|----|
| WSU [DH-1] | -- | 5.0 | 1 | 0 | 0 | 1 | 7 |
| WSU [DH-2] | W | 5.0 | 2 | 1 | 1 | 1 | 8 |
| WSU | -- | 5.0 | 2 | 2 | 2 | 1 | 7 |
| WSU | W | 5.0 | 4 | 1 | 1 | 1 | 7 |
| vs. Kansas State | -- | 5.2 | 5 | 2 | 2 | 4 | 2 |
| vs. #22 TCU | -- | 5.0 | 2 | 1 | 1 | 2 | 10 |
| vs. Michigan | =-- | 2.0 | 2 | 1 | 0 | 0 | 6 |
| Grambling | W | 3.0 | 1 | 1 | 1 | 2 | 2 |
| Charlotte | -- | 3.0 | 10 | 9 | 9 | 1 | 3 |
| Charlotte | -- | 5.1 | 5 | 3 | 3 | 2 | 8 |
| Charlotte | W | 6.1 | 4 | 1 | 1 | 1 | 7 |
| ULM | W | 3.0 | 1 | 0 | 0 | 1 | 6 |
| ULM | W | 4.0 | 5 | 3 | 3 | 1 | 2 |
| Portland | W | 5.1 | 2 | 2 | 2 | 3 | 7 |
| Portland | W | 6.0 | 3 | 0 | 0 | 1 | 10 |
| Portland | W | 5.0 | 8 | 3 | 3 | 0 | 6 |
| UCA | W | 3.0 | 1 | 0 | 0 | 0 | 3 |

BULLPEN GAME-BY-GAME

| Opponent | W-L | IP | H | R | ER | BB | K |
|--------------|-----|-----|---|---|----|----|----|
| WSU [DH-1] | W | 5.0 | 5 | 2 | 1 | 0 | 3 |
| WSU [DH-2] | -- | 2.0 | 3 | 1 | 1 | 0 | 1 |
| WSU | W | 4.0 | 4 | 0 | 0 | 0 | 3 |
| WSU | -- | 2.0 | 2 | 1 | 1 | 1 | 1 |
| Kansas State | L | 3.1 | 3 | 1 | 1 | 0 | 1 |
| vs. #22 TCU | W | 4.0 | 2 | 0 | 0 | 3 | 1 |
| vs. Michigan | W | 7.0 | 9 | 5 | 3 | 5 | 7 |
| Grambling | -- | 4.0 | 3 | 3 | 2 | 1 | 5 |
| Charlotte | W | 6.0 | 5 | 1 | 1 | 0 | 9 |
| Charlotte | W | 3.2 | 3 | 2 | 2 | 2 | 7 |
| Charlotte | -- | 2.2 | 2 | 2 | 2 | 0 | 5 |
| ULM | -- | 4.0 | 5 | 1 | 1 | 1 | 6 |
| ULM | -- | 3.0 | 0 | 0 | 0 | 0 | 4 |
| Portland | -- | 1.2 | 4 | 1 | 1 | 0 | 1 |
| Portland | -- | 1.0 | 1 | 0 | 0 | 0 | 1 |
| Portland | -- | 4.0 | 2 | 0 | 0 | 0 | 2 |
| UCA | -- | 6.0 | 6 | 2 | 2 | 3 | 10 |

STARTING PITCHER GAME-BY-GAME

| Date / Opponent | Starting Pitcher |
|------------------------|-------------------------|
| Feb. 14 / WSU [DH-1] | RHP Gabe Gaeckle |
| Feb. 14 / WSU [DH-2] | LHP Zach Root |
| Feb. 15 / WSU | RHP Gage Wood |
| Feb. 17 / WSU | LHP Landon Beidelschies |
| Feb. 21 / Kansas State | RHP Gabe Gaeckle |
| Feb. 22 / #22 TCU | LHP Zach Root |
| Feb. 23 / Michigan | RHP Gage Wood |
| Feb. 25 / Grambling | RHP Ben Bybee |
| Feb. 28 / Charlotte | RHP Gabe Gaeckle |
| March 1 / Charlotte | LHP Zach Root |
| March 2 / Charlotte | LHP Landon Beidelschies |
| March 4 / ULM | LHP Colin Fisher |
| March 5 / ULM | RHP Ben Bybee |
| March 7 / Portland | RHP Gabe Gaeckle |
| March 8 / Portland | LHP Zach Root |
| March 9 / Portland | LHP Landon Beidelschies |
| March 11 / UCA | LHP Colin Fisher |



STARTER STATISTICS

| Player | era | w-l | app | gs | cg | sho | sv | ip | h | r | er | bb | so | 2b | 3b | hr | b/avg | wp | hp | bk | sfa | sha |
|-----------------------|------|-----|-----|----|----|-----|----|------|----|----|----|----|-----|----|----|----|-------|----|----|----|-----|-----|
| 38 Colin Fisher | 0.00 | 2-0 | 2 | 2 | 0 | 0/0 | 0 | 6.0 | 2 | 0 | 0 | 1 | 9 | 1 | 0 | 0 | .100 | 0 | 0 | 0 | 0 | 0 |
| 33 Zach Root | 2.11 | 2-0 | 4 | 4 | 0 | 0/1 | 0 | 21.1 | 12 | 5 | 5 | 6 | 36 | 4 | 0 | 0 | .156 | 1 | 3 | 0 | 0 | 0 |
| 14 Gage Wood | 2.57 | 0-0 | 2 | 2 | 0 | 0/0 | 0 | 7.0 | 4 | 3 | 2 | 1 | 13 | 1 | 1 | 0 | .160 | 1 | 1 | 0 | 1 | 0 |
| 35 Landon Beidelschie | 2.76 | 2-0 | 3 | 3 | 0 | 0/0 | 0 | 16.1 | 16 | 5 | 5 | 2 | 20 | 3 | 0 | 2 | .254 | 1 | 0 | 0 | 0 | 1 |
| 40 Ben Bybee | 5.14 | 2-0 | 2 | 2 | 0 | 0/0 | 0 | 7.0 | 6 | 4 | 4 | 3 | 4 | 0 | 0 | 1 | .231 | 0 | 0 | 0 | 0 | 0 |
| 20 Gabe Gaeckle | 6.16 | 1-0 | 4 | 4 | 0 | 0/0 | 0 | 19.0 | 18 | 13 | 13 | 9 | 19 | 4 | 2 | 1 | .247 | 4 | 2 | 0 | 0 | 1 |
| Totals | 3.40 | 9-0 | 17 | 17 | 0 | 1/1 | 0 | 76.2 | 58 | 30 | 29 | 22 | 101 | 13 | 3 | 4 | .204 | 7 | 6 | 0 | 1 | 2 |
| Opponents | 8.27 | 0-9 | 17 | 17 | 0 | 0/0 | 0 | 62.0 | 74 | 61 | 57 | 32 | 54 | 19 | 0 | 16 | .295 | 3 | 9 | 0 | 1 | 1 |

TEAM RECORD PER STARTER

| Pitcher (Total Starts) | Record |
|-------------------------|--------|
| Zach Root (4) | 4-0 |
| Landon Beidelschies (3) | 3-0 |
| Ben Bybee (2) | 2-0 |
| Colin Fisher (2) | 2-0 |
| Gage Wood (2) | 2-0 |
| Gabe Gaeckle (4) | 3-1 |

QUALITY STARTS

| Pitcher (Total Starts) | QS | Record |
|-------------------------|----|--------|
| Landon Beidelschies (3) | 1 | 1-0 |
| Zach Root (4) | 1 | 1-0 |
| Ben Bybee (2) | 0 | 0-0 |
| Colin Fisher (2) | 0 | 0-0 |
| Gabe Gaeckle (4) | 0 | 0-0 |
| Gage Wood (2) | 0 | 0-0 |

RUN SUPPORT

| Pitcher (Total Starts) | Runs | Per Start |
|-------------------------|------|-----------|
| Ben Bybee (2) | 29 | 14.5 |
| Colin Fisher (2) | 23 | 11.5 |
| Gabe Gaeckle (4) | 36 | 9.0 |
| Zach Root (4) | 34 | 8.5 |
| Landon Beidelschies (3) | 21 | 7.0 |
| Gage Wood (2) | 13 | 6.5 |

RELIEVER STATISTICS

| Player | era | w-l | app | gs | cg | sho | sv | ip | h | r | er | bb | so | 2b | 3b | hr | b/avg | wp | hp | bk | sfa | sha |
|-----------------------|-------|-----|-----|----|----|-----|----|------|----|----|----|----|----|----|----|----|-------|----|----|----|-----|-----|
| 36 Parker Coil | 0.00 | 0-0 | 7 | 0 | 0 | 0/0 | 0 | 9.0 | 7 | 2 | 0 | 0 | 9 | 1 | 0 | 0 | .206 | 0 | 0 | 0 | 1 | 0 |
| 31 Dylan Carter | 0.00 | 3-0 | 5 | 0 | 0 | 0/0 | 0 | 7.2 | 10 | 0 | 0 | 3 | 8 | 2 | 0 | 0 | .333 | 4 | 1 | 0 | 0 | 0 |
| 35 Landon Beidelschie | 0.00 | 1-0 | 1 | 0 | 0 | 0/0 | 0 | 2.2 | 1 | 0 | 0 | 1 | 0 | 0 | 0 | 0 | .143 | 0 | 0 | 0 | 0 | 0 |
| 38 Colin Fisher | 1.80 | 0-0 | 4 | 0 | 0 | 0/1 | 0 | 5.0 | 4 | 1 | 1 | 1 | 7 | 1 | 0 | 1 | .222 | 1 | 0 | 0 | 0 | 0 |
| 44 Carson Wiggins | 2.25 | 0-0 | 5 | 0 | 0 | 0/0 | 3 | 4.0 | 2 | 1 | 1 | 1 | 5 | 1 | 0 | 0 | .143 | 3 | 0 | 0 | 0 | 0 |
| 16 Aiden Jimenez | 3.00 | 1-0 | 5 | 0 | 0 | 0/0 | 0 | 6.0 | 8 | 2 | 2 | 2 | 6 | 2 | 0 | 0 | .348 | 0 | 0 | 0 | 0 | 0 |
| 46 Christian Foutch | 3.38 | 1-0 | 5 | 0 | 0 | 0/0 | 2 | 5.1 | 5 | 3 | 2 | 2 | 3 | 0 | 0 | 0 | .263 | 1 | 4 | 0 | 0 | 1 |
| 41 Will McEntire | 3.52 | 1-0 | 6 | 0 | 0 | 0/0 | 0 | 7.2 | 5 | 3 | 3 | 1 | 8 | 0 | 0 | 3 | .200 | 1 | 1 | 0 | 0 | 1 |
| 29 Cole Gibler | 3.60 | 0-0 | 4 | 0 | 0 | 0/0 | 0 | 5.0 | 3 | 2 | 2 | 3 | 11 | 1 | 0 | 0 | .176 | 0 | 2 | 0 | 0 | 0 |
| 26 Tate McGuire | 5.06 | 0-1 | 5 | 0 | 0 | 0/0 | 1 | 5.1 | 4 | 3 | 3 | 1 | 5 | 1 | 0 | 1 | .222 | 0 | 0 | 0 | 0 | 0 |
| 40 Ben Bybee | 6.00 | 0-0 | 2 | 0 | 0 | 0/0 | 0 | 3.0 | 5 | 2 | 2 | 1 | 2 | 1 | 0 | 0 | .385 | 0 | 1 | 1 | 0 | 0 |
| 13 Steele Eaves | 6.75 | 0-0 | 2 | 0 | 0 | 0/0 | 0 | 2.2 | 5 | 2 | 2 | 0 | 3 | 0 | 0 | 0 | .385 | 1 | 2 | 0 | 0 | 0 |
| Totals | 2.56 | 7-1 | 17 | 0 | 0 | 1/1 | 6 | 63.1 | 59 | 21 | 18 | 16 | 67 | 10 | 0 | 5 | .255 | 11 | 11 | 1 | 1 | 2 |
| Opponents | 12.20 | 1-7 | 17 | 0 | 0 | 0/0 | 0 | 65.2 | 92 | 95 | 89 | 65 | 62 | 17 | 2 | 20 | .329 | 13 | 17 | 4 | 5 | 3 |



||| GAME-BY-GAME BATTING ORDER

RECORD: 16-1 • **HOME:** 14-0 • **AWAY:** 0-0 • **NEUTRAL:** 2-1 • **SEC:** 0-0

| Date | Opponent | 1 | 2 | 3 | 4 | 5 | 6 | 7 | 8 | 9 |
|----------|-------------------------|------------|---------|---------|---------|---------|----------|----------|----------|------------|
| Feb. 14 | Washington State [DH-1] | Davalan | W. Aloy | Maxwell | Iredale | Souza | Peppi | Diggs | Helfrick | Thomas Jr. |
| Feb. 14 | Washington State [DH-2] | Davalan | W. Aloy | Peppi | Iredale | K. Aloy | Helfrick | Anderson | Kozeal | Thomas Jr. |
| Feb. 15 | Washington State | Davalan | W. Aloy | Maxwell | Iredale | Diggs | Peppi | Souza | Becker | Thomas Jr. |
| Feb. 17 | Washington State | Davalan | W. Aloy | Peppi | Iredale | K. Aloy | Helfrick | Boles | Kozeal | Thomas Jr. |
| Feb. 21 | vs. Kansas State | Davalan | W. Aloy | Iredale | K. Aloy | Peppi | Diggs | Helfrick | Souza | Thomas Jr. |
| Feb. 22 | vs. #22 TCU | Davalan | W. Aloy | Maxwell | Iredale | Kozeal | Diggs | Helfrick | Fraser | Thomas Jr. |
| Feb. 23 | vs. Michigan | Davalan | W. Aloy | Maxwell | Iredale | Kozeal | Diggs | Helfrick | Souza | Thomas Jr. |
| Feb. 25 | Grambling | Davalan | W. Aloy | Maxwell | Iredale | K. Aloy | Peppi | Souza | Helfrick | Thomas Jr. |
| Feb. 28 | Charlotte | Davalan | W. Aloy | Maxwell | Iredale | K. Aloy | Kozeal | Helfrick | Souza | Thomas Jr. |
| March 1 | Charlotte | Davalan | W. Aloy | Maxwell | Iredale | Diggs | Aloy | Kozeal | Souza | Helfrick |
| March 2 | Charlotte | Thomas Jr. | W. Aloy | Maxwell | Iredale | K. Aloy | Peppi | Boles | Fraser | Helfrick |
| March 4 | ULM | Davalan | W. Aloy | Maxwell | K. Aloy | Iredale | Diggs | Kozeal | Helfrick | Souza |
| March 5 | ULM | Davalan | W. Aloy | Iredale | K. Aloy | Diggs | Peppi | Souza | Becker | Thomas Jr. |
| March 7 | Portland | Davalan | W. Aloy | Maxwell | K. Aloy | Iredale | Kozeal | Souza | Helfrick | Thomas Jr. |
| March 8 | Portland | Davalan | W. Aloy | Kozeal | K. Aloy | Iredale | Diggs | Helfrick | Souza | Thomas Jr. |
| March 9 | Portland | Davalan | W. Aloy | K. Aloy | Iredale | Peppi | Boles | Helfrick | Souza | Thomas Jr. |
| March 11 | UCA | Davalan | W. Aloy | Maxwell | K. Aloy | Iredale | Kozeal | Diggs | Becker | Fraser |

GAME-BY-GAME DEFENSIVE LINEUP |||



RECORD: 16-1 • **HOME:** 14-0 • **AWAY:** 0-0 • **NEUTRAL:** 2-1 • **SEC:** 0-0

| Date | Opponent | C | 1B | 2B | 3B | SS | LF | CF | RF | DH | P |
|----------|-------------------------|----------|----------|--------|---------|---------|------------|------------|---------|---------|--------------|
| Feb. 14 | Washington State [DH-1] | Helfrick | Peppi | Souza | Iredale | W. Aloy | Thomas Jr. | Davalan | Diggs | Maxwell | Gaeckle |
| Feb. 14 | Washington State [DH-2] | Helfrick | Anderson | Kozeal | Iredale | W. Aloy | Thomas Jr. | Davalan | Peppi | K. Aloy | Root |
| Feb. 15 | Washington State | Becker | Peppi | Souza | Iredale | W. Aloy | Thomas Jr. | Davalan | Diggs | Maxwell | Wood |
| Feb. 17 | Washington State | Helfrick | Peppi | Kozeal | Iredale | W. Aloy | Thomas Jr. | Davalan | Boles | K. Aloy | Beidelschies |
| Feb. 21 | vs. Kansas State | Helfrick | Peppi | Souza | Iredale | W. Aloy | Davalan | Thomas Jr. | Diggs | K. Aloy | Gaeckle |
| Feb. 22 | vs. #22 TCU | Helfrick | Kozeal | Fraser | Iredale | W. Aloy | Davalan | Thomas Jr. | Diggs | Maxwell | Root |
| Feb. 23 | vs. Michigan | Helfrick | Kozeal | Souza | Iredale | W. Aloy | Davalan | Thomas Jr. | Diggs | Maxwell | Wood |
| Feb. 25 | Grambling | Helfrick | Peppi | Souza | Iredale | W. Aloy | Davalan | Thomas Jr. | Maxwell | K. Aloy | Bybee |
| Feb. 28 | Charlotte | Helfrick | Kozeal | Souza | Iredale | W. Aloy | Davalan | Thomas Jr. | Maxwell | K. Aloy | Gaeckle |
| March 1 | Charlotte | Helfrick | Kozeal | Souza | Iredale | W. Aloy | Maxwell | Davalan | Diggs | K. Aloy | Root |
| March 2 | Charlotte | Helfrick | Peppi | Fraser | Iredale | W. Aloy | Boles | Thomas Jr. | Maxwell | K. Aloy | Beidelschies |
| March 4 | ULM | Helfrick | Kozeal | Souza | Iredale | W. Aloy | Maxwell | Davalan | Diggs | K. Aloy | Fisher |
| March 5 | ULM | Becker | Peppi | Souza | Iredale | W. Aloy | Davalan | Thomas Jr. | Diggs | K. Aloy | Bybee |
| March 7 | Portland | Helfrick | Kozeal | Souza | Iredale | W. Aloy | Davalan | Thomas Jr. | Maxwell | K. Aloy | Gaeckle |
| March 8 | Portland | Helfrick | Kozeal | Souza | Iredale | W. Aloy | Davalan | Thomas Jr. | Diggs | K. Aloy | Root |
| March 9 | Portland | Helfrick | Peppi | Souza | Iredale | W. Aloy | Davalan | Thomas Jr. | Boles | K. Aloy | Beidelschies |
| March 11 | UCA | Becker | Kozeal | Fraser | Iredale | W. Aloy | Maxwell | Davalan | Diggs | K. Aloy | Fisher |



||| GAME-BY-GAME HITTING

RECORD: 16-1 • HOME: 14-0 • AWAY: 0-0 • NEUTRAL: 2-1 • SEC: 0-0

| Date | Opponent | AB | R | H | RBI | 2B | 3B | HR | BB | IBB | SB | CS | HBP | SAC | SF | GDP | K | PO | A | E | Avg |
|----------|-------------------------|------------|------------|------------|------------|-----------|----------|-----------|-----------|----------|-----------|----------|-----------|----------|----------|----------|------------|------------|------------|----------|-------------|
| Feb. 14 | Washington State [DH-1] | 32 | 3 | 6 | 2 | 0 | 0 | 0 | 6 | 1 | 3 | 1 | 0 | 0 | 2 | 1 | 9 | 30 | 9 | 2 | .188 |
| Feb. 14 | Washington State [DH-2] | 30 | 14 | 13 | 14 | 6 | 1 | 1 | 8 | 0 | 1 | 0 | 3 | 0 | 0 | 1 | 5 | 21 | 7 | 0 | .306 |
| Feb. 15 | Washington State | 31 | 5 | 9 | 5 | 4 | 0 | 3 | 3 | 0 | 0 | 2 | 1 | 0 | 0 | 0 | 8 | 27 | 7 | 0 | .301 |
| Feb. 17 | Washington State | 28 | 12 | 10 | 10 | 2 | 0 | 1 | 11 | 0 | 1 | 1 | 2 | 0 | 0 | 0 | 6 | 21 | 13 | 0 | .314 |
| Feb. 21 | vs. Kansas State | 33 | 2 | 7 | 2 | 2 | 0 | 2 | 2 | 0 | 0 | 0 | 1 | 0 | 0 | 0 | 11 | 27 | 14 | 0 | .292 |
| Feb. 22 | vs. #22 TCU | 29 | 2 | 3 | 2 | 1 | 0 | 0 | 3 | 0 | 1 | 0 | 1 | 1 | 0 | 0 | 7 | 27 | 9 | 2 | .262 |
| Feb. 23 | vs. Michigan | 33 | 8 | 10 | 7 | 3 | 0 | 1 | 8 | 0 | 0 | 1 | 2 | 0 | 0 | 1 | 7 | 27 | 6 | 2 | .269 |
| Feb. 25 | Grambling | 29 | 14 | 14 | 13 | 2 | 0 | 2 | 10 | 0 | 1 | 0 | 3 | 0 | 2 | 0 | 3 | 21 | 11 | 0 | .294 |
| Feb. 28 | Charlotte | 36 | 11 | 11 | 11 | 3 | 0 | 2 | 4 | 0 | 0 | 0 | 2 | 0 | 0 | 0 | 9 | 27 | 9 | 0 | .295 |
| March 1 | Charlotte | 33 | 8 | 10 | 8 | 3 | 0 | 2 | 4 | 0 | 0 | 0 | 1 | 1 | 0 | 0 | 7 | 27 | 6 | 0 | .296 |
| March 2 | Charlotte | 34 | 4 | 13 | 3 | 2 | 0 | 0 | 3 | 0 | 0 | 2 | 0 | 1 | 1 | 0 | 8 | 27 | 6 | 0 | .305 |
| March 4 | ULM | 33 | 14 | 15 | 12 | 2 | 0 | 4 | 4 | 1 | 0 | 0 | 2 | 0 | 1 | 1 | 6 | 21 | 5 | 0 | .318 |
| March 5 | ULM | 28 | 15 | 9 | 14 | 2 | 0 | 4 | 13 | 0 | 1 | 0 | 2 | 0 | 0 | 1 | 2 | 21 | 6 | 0 | .318 |
| March 7 | Portland | 31 | 20 | 13 | 19 | 2 | 1 | 5 | 6 | 0 | 2 | 0 | 3 | 0 | 0 | 0 | 7 | 21 | 8 | 0 | .325 |
| March 8 | Portland | 29 | 10 | 10 | 10 | 2 | 0 | 4 | 2 | 0 | 2 | 1 | 1 | 1 | 0 | 0 | 4 | 21 | 5 | 0 | .326 |
| March 9 | Portland | 31 | 5 | 7 | 5 | 0 | 0 | 2 | 3 | 0 | 1 | 0 | 0 | 0 | 0 | 0 | 8 | 27 | 10 | 0 | .320 |
| March 11 | UCA | 31 | 9 | 6 | 9 | 0 | 0 | 3 | 7 | 0 | 1 | 0 | 2 | 0 | 0 | 1 | 9 | 27 | 7 | 0 | .313 |
| | Totals | 531 | 156 | 166 | 146 | 36 | 2 | 36 | 97 | 2 | 14 | 7 | 26 | 4 | 6 | 6 | 116 | 420 | 138 | 6 | .313 |



RECORD: 16-1 • HOME: 14-0 • AWAY: 0-0 • NEUTRAL: 2-1 • SEC: 0-0

| Date | Opponent | IP | H | R | ER | BB | SO | 2B | 3B | HR | WP | BK | HBP | DP | IBB | Score | W | L | SV | ERA |
|----------|-------------------------|--------------|------------|-----------|-----------|-----------|------------|-----------|----------|----------|-----------|----------|-----------|-----------|----------|---------------|-----------|----------|----------|-------------|
| Feb. 14 | Washington State [DH-1] | 10.0 | 6 | 2 | 1 | 1 | 10 | 0 | 0 | 1 | 1 | 0 | 1 | 2 | 0 | 3-2 | 1 | 0 | 0 | 0.90 |
| Feb. 14 | Washington State [DH-2] | 7.0 | 5 | 2 | 2 | 1 | 9 | 1 | 0 | 0 | 0 | 0 | 1 | 2 | 0 | 14-2 | 2 | 0 | 0 | 1.59 |
| Feb. 15 | Washington State | 9.0 | 6 | 2 | 2 | 1 | 10 | 3 | 1 | 0 | 2 | 0 | 0 | 0 | 0 | 5-2 | 3 | 0 | 1 | 1.73 |
| Feb. 17 | Washington State | 7.0 | 6 | 2 | 2 | 2 | 8 | 2 | 0 | 0 | 0 | 0 | 0 | 1 | 0 | 12-2 | 4 | 0 | 1 | 1.91 |
| Feb. 21 | vs. Kansas State | 9.0 | 8 | 3 | 3 | 4 | 3 | 2 | 0 | 0 | 1 | 0 | 0 | 2 | 0 | 2-3 | 4 | 1 | 1 | 2.14 |
| Feb. 22 | vs. #22 TCU | 9.0 | 4 | 1 | 1 | 5 | 11 | 0 | 0 | 0 | 1 | 0 | 1 | 2 | 0 | 2-1 | 5 | 1 | 2 | 1.94 |
| Feb. 23 | vs. Michigan | 9.0 | 11 | 6 | 3 | 5 | 13 | 1 | 0 | 2 | 3 | 0 | 2 | 2 | 0 | 8-6 | 6 | 1 | 3 | 2.10 |
| Feb. 25 | Grambling | 7.0 | 4 | 3 | 3 | 3 | 7 | 1 | 0 | 0 | 1 | 0 | 1 | 1 | 0 | 14-3 | 7 | 1 | 3 | 2.28 |
| Feb. 28 | Charlotte | 9.0 | 15 | 10 | 10 | 1 | 12 | 5 | 1 | 2 | 3 | 0 | 3 | 0 | 0 | 11-10 | 8 | 1 | 4 | 3.20 |
| March 1 | Charlotte | 9.0 | 8 | 5 | 5 | 4 | 15 | 3 | 0 | 1 | 0 | 0 | 1 | 1 | 0 | 8-5 | 9 | 1 | 5 | 3.39 |
| March 2 | Charlotte | 9.0 | 6 | 3 | 3 | 1 | 12 | 0 | 0 | 1 | 1 | 0 | 1 | 0 | 0 | 4-3 | 10 | 1 | 5 | 3.35 |
| March 4 | ULM | 7.0 | 6 | 1 | 1 | 2 | 12 | 1 | 0 | 0 | 2 | 0 | 0 | 1 | 0 | 14-1 | 11 | 1 | 5 | 3.21 |
| March 5 | ULM | 7.0 | 5 | 3 | 3 | 1 | 6 | 0 | 0 | 1 | 0 | 0 | 0 | 0 | 0 | 15-3 | 12 | 1 | 5 | 3.25 |
| March 7 | Portland | 7.0 | 6 | 3 | 3 | 3 | 8 | 0 | 1 | 0 | 1 | 0 | 2 | 0 | 0 | 20-3 | 13 | 1 | 5 | 3.29 |
| March 8 | Portland | 7.0 | 4 | 0 | 0 | 1 | 11 | 1 | 0 | 0 | 0 | 0 | 0 | 0 | 0 | 10-0 | 14 | 1 | 5 | 3.10 |
| March 9 | Portland | 9.0 | 10 | 3 | 3 | 0 | 8 | 2 | 0 | 1 | 2 | 0 | 1 | 1 | 0 | 5-3 | 15 | 1 | 6 | 3.09 |
| March 11 | UCA | 9.0 | 7 | 2 | 2 | 3 | 13 | 1 | 0 | 0 | 0 | 1 | 3 | 1 | 0 | 9-2 | 16 | 1 | 6 | 3.02 |
| | Totals | 140.0 | 117 | 51 | 47 | 38 | 168 | 23 | 3 | 9 | 18 | 1 | 17 | 16 | 0 | 156-51 | 16 | 1 | 6 | 3.02 |



1 ROCCO PEPPI

SEASON HIGHS

| Category | High | Opponent (Last) | Date |
|--------------|------|-----------------|---------|
| Hits | 2 | Grambling | 2/25/25 |
| Runs | 2 | 2x (ULM) | 3/5/25 |
| Doubles | 1 | 2x (Charlotte) | 2/28/25 |
| Triples | -- | -- | -- |
| Home Runs | -- | -- | -- |
| RBI | 4 | Grambling | 2/25/25 |
| Walks | 2 | 2x (ULM) | 3/5/25 |
| Stolen Bases | -- | -- | -- |

CAREER HIGHS

| Category | High | Opponent (Last) | Date |
|--------------|------|--------------------------|---------|
| Hits | 4 | 3x (at Washington State) | 4/28/24 |
| Runs | 4 | 3x (at New Mexico) | 4/13/24 |
| Doubles | 2 | 2x (at Sacramento State) | 3/12/24 |
| Triples | -- | -- | -- |
| Home Runs | 2 | 2x (San Jose State) | 4/20/24 |
| RBI | 5 | Gonzaga | 3/12/22 |
| Walks | 2 | 8x (ULM) | 3/5/25 |
| Stolen Bases | 1 | 3x (at Washington State) | 4/28/24 |



3 NOLAN SOUZA

SEASON HIGHS

| Category | High | Opponent (Last) | Date |
|--------------|------|-----------------|--------|
| Hits | 2 | ULM | 3/4/25 |
| Runs | 2 | 2x (Portland) | 3/8/25 |
| Doubles | 1 | ULM | 3/4/25 |
| Triples | -- | -- | -- |
| Home Runs | 1 | 2x (Portland) | 3/7/25 |
| RBI | 3 | ULM | 3/5/25 |
| Walks | 2 | ULM | 3/5/25 |
| Stolen Bases | 1 | 3x (Portland) | 3/8/25 |

CAREER HIGHS

| Category | High | Opponent (Last) | Date |
|--------------|------|-----------------|---------|
| Hits | 3 | 3x (Ole Miss) | 4/6/24 |
| Runs | 2 | 5x (ULM) | 3/4/25 |
| Doubles | 1 | 8x (ULM) | 3/4/25 |
| Triples | -- | -- | -- |
| Home Runs | 2 | Missouri | 3/15/24 |
| RBI | 5 | Ole Miss | 4/6/24 |
| Walks | 3 | San Jose State | 4/9/24 |
| Stolen Bases | 1 | 6x (Portland) | 3/8/25 |



4 JUSTIN THOMAS JR.

SEASON HIGHS

| Category | High | Opponent (Last) | Date |
|--------------|------|------------------|---------|
| Hits | 2 | Grambling | 2/25/25 |
| Runs | 3 | Washington State | 2/17/25 |
| Doubles | 1 | 2x (Grambling) | 2/25/25 |
| Triples | -- | -- | -- |
| Home Runs | 1 | 2x (Portland) | 3/8/25 |
| RBI | 2 | Portland | 3/8/25 |
| Walks | 3 | Washington State | 2/17/25 |
| Stolen Bases | 1 | 3x (Portland) | 3/7/25 |

CAREER HIGHS

| Category | High | Opponent (Last) | Date |
|--------------|------|------------------|---------|
| Hits | 1 | 7x (vs. #22 TCU) | 2/22/25 |
| Runs | 3 | Washington State | 2/17/25 |
| Doubles | 1 | 3x (Grambling) | 2/25/25 |
| Triples | -- | -- | -- |
| Home Runs | 1 | 3x (Portland) | 3/8/25 |
| RBI | 2 | 3x (Portland) | 3/8/25 |
| Walks | 3 | Washington State | 2/17/25 |
| Stolen Bases | 1 | 3x (Portland) | 3/7/25 |



5 KENDALL DIGGS

SEASON HIGHS

| Category | High | Opponent (Last) | Date |
|--------------|------|-------------------|---------|
| Hits | 1 | 8x (Portland) | 3/8/25 |
| Runs | 1 | 6x (Portland) | 3/8/25 |
| Doubles | 1 | 2x (vs. Michigan) | 2/23/25 |
| Triples | 1 | Portland | 3/7/25 |
| Home Runs | 1 | 2x (Portland) | 3/8/25 |
| RBI | 2 | 2x (Portland) | 3/8/25 |
| Walks | 1 | 6x (UCA) | 3/11/25 |
| Stolen Bases | 1 | vs. #22 TCU | 2/22/25 |

CAREER HIGHS

| Category | High | Opponent (Last) | Date |
|--------------|------|----------------------------|---------|
| Hits | 3 | 6x (Ole Miss) | 4/6/24 |
| Runs | 3 | 4x (SEMO) | 5/31/24 |
| Doubles | 2 | 5x (at #20 South Carolina) | 4/20/24 |
| Triples | 1 | 3x (Portland) | 3/7/25 |
| Home Runs | 1 | 24x (Portland) | 3/8/25 |
| RBI | 5 | at Mississippi State | 5/6/23 |
| Walks | 3 | 2x (James Madison) | 2/17/24 |
| Stolen Bases | 1 | 7x (vs. #22 TCU) | 2/22/25 |



6 GABE FRASER

SEASON HIGHS

| Category | High | Opponent (Last) | Date |
|--------------|------|-----------------|---------|
| Hits | 1 | Charlotte | 3/2/25 |
| Runs | 1 | ULM | 3/5/25 |
| Doubles | -- | -- | -- |
| Triples | -- | -- | -- |
| Home Runs | -- | -- | -- |
| RBI | 1 | Grambling | 2/25/25 |
| Walks | -- | -- | -- |
| Stolen Bases | -- | -- | -- |

CAREER HIGHS

| Category | High | Opponent (Last) | Date |
|--------------|------|-----------------|---------|
| Hits | 1 | Charlotte | 3/2/25 |
| Runs | -- | -- | -- |
| Doubles | -- | -- | -- |
| Triples | -- | -- | -- |
| Home Runs | -- | -- | -- |
| RBI | 1 | Grambling | 2/25/25 |
| Walks | -- | -- | -- |
| Stolen Bases | -- | -- | -- |



8 CAM KOZEAL

SEASON HIGHS

| Category | High | Opponent (Last) | Date |
|--------------|------|-------------------------|---------|
| Hits | 2 | 4x (UCA) | 3/11/25 |
| Runs | 2 | 3x (ULM) | 3/4/25 |
| Doubles | 2 | Washington State [DH-2] | 2/14/25 |
| Triples | -- | -- | -- |
| Home Runs | 1 | 2x (UCA) | 3/11/25 |
| RBI | 3 | UCA | 3/11/25 |
| Walks | 1 | UCA | 3/11/25 |
| Stolen Bases | 1 | UCA | 3/11/25 |

CAREER HIGHS

| Category | High | Opponent (Last) | Date |
|--------------|------|-------------------------|---------|
| Hits | 4 | 2x (vs. Texas) | 3/3/24 |
| Runs | 3 | Texas | 3/3/24 |
| Doubles | 2 | Washington State [DH-2] | 2/14/25 |
| Triples | -- | -- | -- |
| Home Runs | 1 | 7x (UCA) | 3/11/25 |
| RBI | 5 | Indiana State | 2/27/24 |
| Walks | 2 | Gonzaga | 2/23/24 |
| Stolen Bases | 1 | 2x (UCA) | 3/11/25 |




9 WEHIWA ALOY

SEASON HIGHS

| Category | High | Opponent (Last) | Date |
|--------------|------|------------------|---------|
| Hits | 4 | vs. Michigan | 2/23/25 |
| Runs | 5 | Portland | 3/7/25 |
| Doubles | 2 | ULM | 3/5/25 |
| Triples | -- | -- | -- |
| Home Runs | 2 | Portland | 3/7/25 |
| RBI | 4 | 2x (Portland) | 3/8/25 |
| Walks | 2 | Washington State | 2/17/25 |
| Stolen Bases | 1 | 2x (Portland) | 3/7/25 |

CAREER HIGHS

| Category | High | Opponent (Last) | Date |
|--------------|------|-------------------|---------|
| Hits | 4 | 4x (vs. Michigan) | 2/23/25 |
| Runs | 5 | Portland | 3/7/25 |
| Doubles | 2 | 3x (ULM) | 3/5/25 |
| Triples | 1 | 5x (Utah Tech) | 5/18/23 |
| Home Runs | 2 | Portland | 3/7/25 |
| RBI | 5 | vs. UAPB | 4/23/24 |
| Walks | 3 | #8 LSU | 3/28/24 |
| Stolen Bases | 1 | 11x (Portland) | 3/7/25 |



10 BRENT IREDALE

SEASON HIGHS

| Category | High | Opponent (Last) | Date |
|--------------|------|-----------------|---------|
| Hits | 3 | 2x (Portland) | 3/7/25 |
| Runs | 4 | Grambling | 2/25/25 |
| Doubles | 1 | 6x (Portland) | 3/8/25 |
| Triples | -- | -- | -- |
| Home Runs | 2 | 2x (Portland) | 3/7/25 |
| RBI | 8 | Portland | 3/7/25 |
| Walks | 3 | Grambling | 2/25/25 |
| Stolen Bases | 1 | 2x (Portland) | 3/8/25 |

CAREER HIGHS

| Category | High | Opponent (Last) | Date |
|--------------|------|-----------------|---------|
| Hits | 3 | 2x (Portland) | 3/7/25 |
| Runs | 4 | Grambling | 2/25/25 |
| Doubles | 1 | 6x (Portland) | 3/8/25 |
| Triples | -- | -- | -- |
| Home Runs | 2 | 2x (Portland) | 3/7/25 |
| RBI | 8 | Portland | 3/7/25 |
| Walks | 3 | Grambling | 2/25/25 |
| Stolen Bases | 1 | 2x (Portland) | 3/8/25 |



17 ZANE BECKER

SEASON HIGHS

| Category | High | Opponent (Last) | Date |
|--------------|------|------------------|---------|
| Hits | 2 | Washington State | 2/15/25 |
| Runs | 1 | 2x (ULM) | 3/5/25 |
| Doubles | 2 | Washington State | 2/15/25 |
| Triples | -- | -- | -- |
| Home Runs | -- | -- | -- |
| RBI | 1 | Washington State | 2/15/25 |
| Walks | 1 | vs. Michigan | 2/23/25 |
| Stolen Bases | -- | -- | -- |

CAREER HIGHS

| Category | High | Opponent (Last) | Date |
|--------------|------|------------------|---------|
| Hits | 2 | Washington State | 2/15/25 |
| Runs | 1 | 2x (ULM) | 3/5/25 |
| Doubles | 2 | Washington State | 2/15/25 |
| Triples | -- | -- | -- |
| Home Runs | -- | -- | -- |
| RBI | 1 | Washington State | 2/15/25 |
| Walks | 1 | vs. Michigan | 2/23/25 |
| Stolen Bases | -- | -- | -- |



18 REESE ROBINETT

SEASON HIGHS

| Category | High | Opponent (Last) | Date |
|--------------|------|------------------|---------|
| Hits | -- | -- | -- |
| Runs | -- | -- | -- |
| Doubles | -- | -- | -- |
| Triples | -- | -- | -- |
| Home Runs | -- | -- | -- |
| RBI | -- | -- | -- |
| Walks | 1 | Washington State | 2/17/25 |
| Stolen Bases | -- | -- | -- |

CAREER HIGHS

| Category | High | Opponent (Last) | Date |
|--------------|------|-----------------------|---------|
| Hits | 2 | SEMO | 3/21/23 |
| Runs | 2 | 2x (Omaha) | 3/28/23 |
| Doubles | -- | -- | -- |
| Triples | -- | -- | -- |
| Home Runs | 1 | 2x (at #1 LSU) | 3/24/23 |
| RBI | 3 | at #1 LSU | 3/24/23 |
| Walks | 1 | 2x (Washington State) | 2/17/25 |
| Stolen Bases | -- | -- | -- |



22 LOGAN MAXWELL

SEASON HIGHS

| Category | High | Opponent (Last) | Date |
|--------------|------|-----------------|---------|
| Hits | 3 | Charlotte | 3/2/25 |
| Runs | 3 | Grambling | 2/25/25 |
| Doubles | -- | -- | -- |
| Triples | -- | -- | -- |
| Home Runs | 1 | Charlotte | 2/28/25 |
| RBI | 2 | 2x (Charlotte) | 3/1/25 |
| Walks | 2 | vs. Michigan | 2/23/25 |
| Stolen Bases | -- | -- | -- |

CAREER HIGHS

| Category | High | Opponent (Last) | Date |
|--------------|------|--------------------|---------|
| Hits | 5 | at Baylor | 5/4/24 |
| Runs | 3 | 4x (Grambling) | 2/25/25 |
| Doubles | 2 | 5x (Houston) | 3/28/24 |
| Triples | 1 | 4x (Texas Tech) | 4/13/24 |
| Home Runs | 1 | 7x (Charlotte) | 3/1/25 |
| RBI | 5 | UTRGV | 5/2/23 |
| Walks | 3 | 2x (Arizona State) | 3/2/24 |
| Stolen Bases | 2 | Army | 3/13/22 |




24 CHARLES DAVALAN

SEASON HIGHS

| Category | High | Opponent (Last) | Date |
|--------------|------|-------------------|---------|
| Hits | 3 | Portland | 3/8/25 |
| Runs | 4 | ULM | 3/5/25 |
| Doubles | 1 | 2x (vs. Michigan) | 2/23/25 |
| Triples | -- | -- | -- |
| Home Runs | 1 | 3x (Portland) | 3/8/25 |
| RBI | 4 | ULM | 3/5/25 |
| Walks | 2 | 3x (UCA) | 3/11/25 |
| Stolen Bases | 1 | 2x (Portland) | 3/9/25 |

CAREER HIGHS

| Category | High | Opponent (Last) | Date |
|--------------|------|-----------------|---------|
| Hits | 3 | 4x (Portland) | 3/8/25 |
| Runs | 4 | 3x (ULM) | 3/5/25 |
| Doubles | 3 | Lipscomb | 4/26/24 |
| Triples | 1 | 2x (Fairfield) | 3/8/24 |
| Home Runs | 1 | 13x (Portland) | 3/8/25 |
| RBI | 4 | 2x (ULM) | 3/5/25 |
| Walks | 3 | at UCF | 4/23/24 |
| Stolen Bases | 2 | Xavier | 3/3/24 |



25 KUHIO ALOY

SEASON HIGHS

| Category | High | Opponent (Last) | Date |
|--------------|------|------------------|---------|
| Hits | 4 | Grambling | 2/25/25 |
| Runs | 3 | UCA | 3/11/25 |
| Doubles | 1 | 6x (Portland) | 3/7/25 |
| Triples | -- | -- | -- |
| Home Runs | 1 | 7x (UCA) | 3/11/25 |
| RBI | 6 | ULM | 3/4/25 |
| Walks | 2 | Washington State | 2/17/25 |
| Stolen Bases | -- | -- | -- |

CAREER HIGHS

| Category | High | Opponent (Last) | Date |
|--------------|------|-----------------------|---------|
| Hits | 4 | Grambling | 2/25/25 |
| Runs | 3 | UCA | 3/11/25 |
| Doubles | 2 | at UNLV | 3/5/24 |
| Triples | 1 | at UC Davis | 2/22/24 |
| Home Runs | 1 | 15x (UCA) | 3/11/25 |
| RBI | 6 | ULM | 3/4/25 |
| Walks | 2 | 3x (Washington State) | 2/17/25 |
| Stolen Bases | -- | -- | -- |



27 RYDER HELFRICK

SEASON HIGHS

| Category | High | Opponent (Last) | Date |
|--------------|------|-------------------------|---------|
| Hits | 1 | 9x (Portland) | 3/9/25 |
| Runs | 2 | Washington State | 2/17/25 |
| Doubles | 1 | Washington State | 2/17/25 |
| Triples | 1 | Washington State [DH-2] | 2/14/25 |
| Home Runs | 1 | 3x (Portland) | 3/9/25 |
| RBI | 3 | 2x (Grambling) | 2/25/25 |
| Walks | 2 | 3x (Charlotte) | 3/2/25 |
| Stolen Bases | -- | -- | -- |

CAREER HIGHS

| Category | High | Opponent (Last) | Date |
|--------------|------|-------------------------|---------|
| Hits | 1 | 24x (Portland) | 3/9/25 |
| Runs | 3 | James Madison | 2/17/24 |
| Doubles | 1 | 4x (Washington State) | 2/17/25 |
| Triples | 1 | Washington State [DH-2] | 2/14/25 |
| Home Runs | 1 | 6x (Portland) | 3/9/25 |
| RBI | 3 | 2x (Grambling) | 2/25/25 |
| Walks | 2 | 4x (Charlotte) | 3/2/25 |
| Stolen Bases | 1 | #14 Mississippi State | 5/10/24 |



28 CARSON BOLES

SEASON HIGHS

| Category | High | Opponent (Last) | Date |
|--------------|------|------------------|---------|
| Hits | 2 | Washington State | 2/17/25 |
| Runs | 2 | Washington State | 2/17/25 |
| Doubles | 1 | 2x (Charlotte) | 3/2/25 |
| Triples | -- | -- | -- |
| Home Runs | -- | -- | -- |
| RBI | 2 | Washington State | 2/17/25 |
| Walks | 2 | ULM | 3/5/25 |
| Stolen Bases | -- | -- | -- |

CAREER HIGHS

| Category | High | Opponent (Last) | Date |
|--------------|------|------------------|---------|
| Hits | 2 | Washington State | 2/17/25 |
| Runs | 2 | Washington State | 2/17/25 |
| Doubles | 1 | 2x (Charlotte) | 3/2/25 |
| Triples | -- | -- | -- |
| Home Runs | -- | -- | -- |
| RBI | 2 | Washington State | 2/17/25 |
| Walks | 2 | ULM | 3/5/25 |
| Stolen Bases | -- | -- | -- |



42 MICHAEL ANDERSON

SEASON HIGHS

| Category | High | Opponent (Last) | Date |
|--------------|------|-----------------|------|
| Hits | -- | -- | -- |
| Runs | -- | -- | -- |
| Doubles | -- | -- | -- |
| Triples | -- | -- | -- |
| Home Runs | -- | -- | -- |
| RBI | -- | -- | -- |
| Walks | -- | -- | -- |
| Stolen Bases | -- | -- | -- |

CAREER HIGHS

| Category | High | Opponent (Last) | Date |
|--------------|------|----------------------|---------|
| Hits | 5 | Stonehill | 3/20/24 |
| Runs | 3 | Stonehill | 3/20/24 |
| Doubles | 2 | Stonehill | 3/20/24 |
| Triples | 1 | 2x (Stonehill) | 3/20/24 |
| Home Runs | 2 | 3x (at Davidson) | 5/3/24 |
| RBI | 12 | Stonehill | 3/20/24 |
| Walks | 3 | at George Washington | 4/19/24 |
| Stolen Bases | 1 | at Stonehill | 4/24/24 |



13 STEELE EAVES

SEASON HIGHS

| Category | High | Opponent (Last) | Date |
|----------------|------|-----------------|---------|
| Innings | 1.2 | Portland | 3/7/25 |
| Longest Start | -- | -- | -- |
| Shortest Start | -- | -- | -- |
| Longest Relief | 1.2 | Portland | 3/7/25 |
| Hits | 4 | Portland | 3/7/25 |
| Runs | 1 | 2x (Portland) | 3/7/25 |
| Earned Runs | 1 | 2x (Portland) | 3/7/25 |
| Walks | 0 | Grambling | 2/25/25 |
| Strikeouts | 2 | Grambling | 2/25/25 |

CAREER HIGHS

| Category | High | Opponent (Last) | Date |
|----------------|------|-----------------|---------|
| Innings | 1.2 | Portland | 3/7/25 |
| Longest Start | -- | -- | -- |
| Shortest Start | -- | -- | -- |
| Longest Relief | 1.2 | Portland | 3/7/25 |
| Hits | 4 | Portland | 3/7/25 |
| Runs | 1 | 2x (Portland) | 3/7/25 |
| Earned Runs | 1 | 2x (Portland) | 3/7/25 |
| Walks | 0 | Grambling | 2/25/25 |
| Strikeouts | 2 | Grambling | 2/25/25 |



14 GAGE WOOD

SEASON HIGHS

| Category | High | Opponent (Last) | Date |
|----------------|------|-------------------|---------|
| Innings | 5.0 | Washington State | 2/15/25 |
| Longest Start | 5.0 | Washington State | 2/15/25 |
| Shortest Start | 2.0 | vs. Michigan | 2/23/25 |
| Longest Relief | -- | -- | -- |
| Hits | 2 | 2x (vs. Michigan) | 2/23/25 |
| Runs | 2 | Washington State | 2/15/25 |
| Earned Runs | 2 | Washington State | 2/15/25 |
| Walks | 1 | Washington State | 2/15/25 |
| Strikeouts | 7 | Washington State | 2/15/25 |

CAREER HIGHS

| Category | High | Opponent (Last) | Date |
|----------------|------|-----------------------|---------|
| Innings | 5.0 | 2x (Washington State) | 2/15/25 |
| Longest Start | 5.0 | 2x (Washington State) | 2/15/25 |
| Shortest Start | 2.0 | vs. Michigan | 2/23/25 |
| Longest Relief | 4.1 | at #8 Kentucky | 5/4/24 |
| Hits | 7 | at #5 Texas A&M | 5/17/24 |
| Runs | 5 | at #12 Vanderbilt | 5/19/23 |
| Earned Runs | 5 | at #12 Vanderbilt | 5/19/23 |
| Walks | 3 | at Mississippi State | 5/5/23 |
| Strikeouts | 7 | Washington State | 2/15/25 |



16 AIDEN JIMENEZ

SEASON HIGHS

| Category | High | Opponent (Last) | Date |
|----------------|------|-----------------|---------|
| Innings | 2.0 | Charlotte | 3/1/25 |
| Longest Start | -- | -- | -- |
| Shortest Start | -- | -- | -- |
| Longest Relief | 2.0 | Charlotte | 3/1/25 |
| Hits | 2 | 4x (ULM) | 3/4/25 |
| Runs | 1 | 2x (Grambling) | 2/25/25 |
| Earned Runs | 1 | 2x (Grambling) | 2/25/25 |
| Walks | 1 | 2x (Charlotte) | 3/1/25 |
| Strikeouts | 4 | Charlotte | 3/1/25 |

CAREER HIGHS

| Category | High | Opponent (Last) | Date |
|----------------|------|-----------------|---------|
| Innings | 6.0 | vs. Sam Houston | 6/4/23 |
| Longest Start | 2.0 | Portland | 5/16/23 |
| Shortest Start | 2.0 | Portland | 5/16/23 |
| Longest Relief | 6.0 | vs. Sam Houston | 6/4/23 |
| Hits | 6 | Arizona State | 5/25/23 |
| Runs | 5 | Portland | 5/16/23 |
| Earned Runs | 5 | Portland | 5/16/23 |
| Walks | 2 | 2x (Utah) | 5/7/23 |
| Strikeouts | 6 | vs. Sam Houston | 6/4/23 |



20 GABE GAECKLE

SEASON HIGHS

| Category | High | Opponent (Last) | Date |
|----------------|------|------------------|---------|
| Innings | 5.2 | vs. Kansas State | 2/21/25 |
| Longest Start | 5.2 | vs. Kansas State | 2/21/25 |
| Shortest Start | 3.0 | Charlotte | 2/28/25 |
| Longest Relief | -- | -- | -- |
| Hits | 10 | Charlotte | 2/28/25 |
| Runs | 9 | Charlotte | 2/28/25 |
| Earned Runs | 9 | Charlotte | 2/28/25 |
| Walks | 4 | vs. Kansas State | 2/21/25 |
| Strikeouts | 7 | 2x (Portland) | 3/7/25 |

CAREER HIGHS

| Category | High | Opponent (Last) | Date |
|----------------|------|------------------|---------|
| Innings | 5.2 | vs. Kansas State | 2/21/25 |
| Longest Start | 5.2 | vs. Kansas State | 2/21/25 |
| Shortest Start | 3.0 | Charlotte | 2/28/25 |
| Longest Relief | 3.0 | 2x (SEMO) | 5/31/24 |
| Hits | 10 | Charlotte | 2/28/25 |
| Runs | 9 | Charlotte | 2/28/25 |
| Earned Runs | 9 | Charlotte | 2/28/25 |
| Walks | 4 | vs. Kansas State | 2/21/25 |
| Strikeouts | 7 | 2x (Portland) | 3/7/25 |



26 TATE MCGUIRE

SEASON HIGHS

| Category | High | Opponent (Last) | Date |
|----------------|------|------------------|---------|
| Innings | 2.0 | ULM | 3/5/25 |
| Longest Start | -- | -- | -- |
| Shortest Start | -- | -- | -- |
| Longest Relief | 2.0 | ULM | 3/5/25 |
| Hits | 2 | vs. Kansas State | 2/21/25 |
| Runs | 2 | Charlotte | 3/1/25 |
| Earned Runs | 2 | Charlotte | 3/1/25 |
| Walks | 1 | Charlotte | 3/1/25 |
| Strikeouts | 2 | ULM | 3/5/25 |

CAREER HIGHS

| Category | High | Opponent (Last) | Date |
|----------------|------|-----------------|---------|
| Innings | 2.0 | ULM | 3/5/25 |
| Longest Start | -- | -- | -- |
| Shortest Start | -- | -- | -- |
| Longest Relief | 2.0 | ULM | 3/5/25 |
| Hits | 3 | Grambling | 2/27/24 |
| Runs | 2 | Charlotte | 3/1/25 |
| Earned Runs | 2 | Charlotte | 3/1/25 |
| Walks | 2 | James Madison | 2/18/24 |
| Strikeouts | 3 | Grambling | 2/27/24 |



29 COLE GIBLER

SEASON HIGHS

| Category | High | Opponent (Last) | Date |
|----------------|------|-----------------|---------|
| Innings | 2.0 | UCA | 3/11/25 |
| Longest Start | -- | -- | -- |
| Shortest Start | -- | -- | -- |
| Longest Relief | 2.0 | UCA | 3/11/25 |
| Hits | 2 | ULM | 3/4/25 |
| Runs | 1 | 2x (UCA) | 3/11/25 |
| Earned Runs | 1 | 2x (UCA) | 3/11/25 |
| Walks | 1 | 3x (UCA) | 3/11/25 |
| Strikeouts | 4 | UCA | 3/11/25 |

CAREER HIGHS

| Category | High | Opponent (Last) | Date |
|----------------|------|-----------------|---------|
| Innings | 2.0 | UCA | 3/11/25 |
| Longest Start | -- | -- | -- |
| Shortest Start | -- | -- | -- |
| Longest Relief | 2.0 | UCA | 3/11/25 |
| Hits | 2 | ULM | 3/4/25 |
| Runs | 1 | 2x (UCA) | 3/11/25 |
| Earned Runs | 1 | 2x (UCA) | 3/11/25 |
| Walks | 1 | 3x (UCA) | 3/11/25 |
| Strikeouts | 4 | UCA | 3/11/25 |



31 DYLAN CARTER

SEASON HIGHS

| Category | High | Opponent (Last) | Date |
|----------------|------|-----------------|---------|
| Innings | 2.0 | 2x (ULM) | 3/4/25 |
| Longest Start | -- | -- | -- |
| Shortest Start | -- | -- | -- |
| Longest Relief | 2.0 | 2x (ULM) | 3/4/25 |
| Hits | 3 | vs. Michigan | 2/23/25 |
| Runs | 0 | 5x (UCA) | 3/11/25 |
| Earned Runs | 0 | 5x (UCA) | 3/11/25 |
| Walks | 1 | 3x (UCA) | 3/11/25 |
| Strikeouts | 2 | 3x (UCA) | 3/11/25 |

CAREER HIGHS

| Category | High | Opponent (Last) | Date |
|----------------|------|--------------------|---------|
| Innings | 4.2 | #16 Tennessee | 4/16/23 |
| Longest Start | -- | -- | -- |
| Shortest Start | -- | -- | -- |
| Longest Relief | 3.2 | Alabama | 4/2/23 |
| Hits | 6 | #16 Tennessee | 4/16/23 |
| Runs | 6 | at #1 LSU | 3/25/23 |
| Earned Runs | 5 | at #1 LSU | 3/25/23 |
| Walks | 3 | at #1 LSU | 3/25/23 |
| Strikeouts | 3 | 4x (#16 Tennessee) | 4/16/23 |



32 HUNTER DIETZ

SEASON HIGHS

| Category | High | Opponent (Last) | Date |
|----------------|------|-----------------|------|
| Innings | -- | -- | -- |
| Longest Start | -- | -- | -- |
| Shortest Start | -- | -- | -- |
| Longest Relief | -- | -- | -- |
| Hits | -- | -- | -- |
| Runs | -- | -- | -- |
| Earned Runs | -- | -- | -- |
| Walks | -- | -- | -- |
| Strikeouts | -- | -- | -- |

CAREER HIGHS

| Category | High | Opponent (Last) | Date |
|----------------|------|---------------------|---------|
| Innings | 0.2 | vs. #8 LSU | 3/30/24 |
| Longest Start | -- | -- | -- |
| Shortest Start | -- | -- | -- |
| Longest Relief | 0.2 | vs. #8 LSU | 3/30/24 |
| Hits | 1 | vs. #8 LSU | 3/30/24 |
| Runs | 0 | 2x (San Jose State) | 4/9/24 |
| Earned Runs | 0 | 2x (San Jose State) | 4/9/24 |
| Walks | 1 | 2x (San Jose State) | 4/9/24 |
| Strikeouts | 1 | 2x (San Jose State) | 4/9/24 |



33 ZACH ROOT

SEASON HIGHS

| Category | High | Opponent (Last) | Date |
|----------------|------|------------------|---------|
| Innings | 6.0 | Portland | 3/8/25 |
| Longest Start | 6.0 | Portland | 3/8/25 |
| Shortest Start | 5.0 | 2x (vs. #22 TCU) | 2/22/25 |
| Longest Relief | -- | -- | -- |
| Hits | 5 | Charlotte | 3/1/25 |
| Runs | 3 | Charlotte | 3/1/25 |
| Earned Runs | 3 | Charlotte | 3/1/25 |
| Walks | 2 | Charlotte | 3/1/25 |
| Strikeouts | 10 | 2x (Portland) | 3/8/25 |

CAREER HIGHS

| Category | High | Opponent (Last) | Date |
|----------------|------|-----------------|---------|
| Innings | 7.0 | 3x (UAB) | 3/29/24 |
| Longest Start | 7.0 | 3x (UAB) | 3/29/24 |
| Shortest Start | 3.0 | Rice | 5/24/24 |
| Longest Relief | 5.0 | at Elon | 3/28/23 |
| Hits | 9 | Wichita State | 4/20/24 |
| Runs | 7 | Wichita State | 4/20/24 |
| Earned Runs | 6 | Wichita State | 4/20/24 |
| Walks | 5 | Charlotte | 4/13/24 |
| Strikeouts | 10 | 3x (Portland) | 3/8/25 |



35 LANDON BEIDELSCHIES

SEASON HIGHS

| Category | High | Opponent (Last) | Date |
|----------------|------|-----------------|---------|
| Innings | 6.1 | Charlotte | 3/2/25 |
| Longest Start | 6.1 | Charlotte | 3/2/25 |
| Shortest Start | 5.0 | 2x (Portland) | 3/9/25 |
| Longest Relief | 2.2 | vs. #22 TCU | 2/22/25 |
| Hits | 8 | Portland | 3/9/25 |
| Runs | 3 | Portland | 3/9/25 |
| Earned Runs | 3 | Portland | 3/9/25 |
| Walks | 1 | 3x (Charlotte) | 3/2/25 |
| Strikeouts | 7 | 2x (Charlotte) | 3/2/25 |

CAREER HIGHS

| Category | High | Opponent (Last) | Date |
|----------------|------|------------------|---------|
| Innings | 7.0 | 3x (at Rutgers) | 5/16/24 |
| Longest Start | 7.0 | 3x (at Rutgers) | 5/16/24 |
| Shortest Start | 4.0 | 2x (at Cal Poly) | 3/8/24 |
| Longest Relief | 2.2 | vs. #22 TCU | 2/22/25 |
| Hits | 9 | Michigan State | 4/26/24 |
| Runs | 6 | Michigan State | 4/26/24 |
| Earned Runs | 6 | Michigan State | 4/26/24 |
| Walks | 4 | 2x (Michigan) | 4/19/24 |
| Strikeouts | 12 | at West Virginia | 3/15/24 |



36 PARKER COIL

SEASON HIGHS

| Category | High | Opponent (Last) | Date |
|----------------|------|-----------------|---------|
| Innings | 2.0 | Charlotte | 2/28/25 |
| Longest Start | -- | -- | -- |
| Shortest Start | -- | -- | -- |
| Longest Relief | 2.0 | Charlotte | 2/28/25 |
| Hits | 3 | vs. Michigan | 2/23/25 |
| Runs | 2 | vs. Michigan | 2/23/25 |
| Earned Runs | 0 | 7x (Portland) | 3/9/25 |
| Walks | 0 | 7x (Portland) | 3/9/25 |
| Strikeouts | 4 | Charlotte | 3/2/25 |

CAREER HIGHS

| Category | High | Opponent (Last) | Date |
|----------------|------|-----------------------|---------|
| Innings | 3.2 | Army | 3/7/23 |
| Longest Start | 3.2 | Army | 3/7/23 |
| Shortest Start | 2.0 | vs. Lipscomb | 5/2/23 |
| Longest Relief | 3.1 | #14 Mississippi State | 5/11/24 |
| Hits | 6 | Army | 3/7/23 |
| Runs | 4 | 2x (James Madison) | 2/17/24 |
| Earned Runs | 4 | 2x (James Madison) | 2/17/24 |
| Walks | 3 | vs. #15 TCU | 2/18/23 |
| Strikeouts | 4 | 2x (Charlotte) | 3/2/25 |



38 COLIN FISHER

SEASON HIGHS

| Category | High | Opponent (Last) | Date |
|----------------|------|-----------------|---------|
| Innings | 3.0 | 2x (UCA) | 3/11/25 |
| Longest Start | 3.0 | 2x (UCA) | 3/11/25 |
| Shortest Start | -- | -- | -- |
| Longest Relief | 2.0 | Charlotte | 2/28/25 |
| Hits | 3 | Charlotte | 2/28/25 |
| Runs | 1 | Charlotte | 2/28/25 |
| Earned Runs | 1 | Charlotte | 2/28/25 |
| Walks | 1 | 2x (ULM) | 3/4/25 |
| Strikeouts | 6 | ULM | 3/4/25 |

CAREER HIGHS

| Category | High | Opponent (Last) | Date |
|----------------|------|-----------------|---------|
| Innings | 5.0 | James Madison | 2/19/24 |
| Longest Start | 5.0 | James Madison | 2/19/24 |
| Shortest Start | 1.0 | Grambling | 2/27/24 |
| Longest Relief | 2.2 | at #23 Auburn | 3/24/23 |
| Hits | 6 | Texas Tech | 4/17/24 |
| Runs | 3 | Texas Tech | 4/17/24 |
| Earned Runs | 3 | Texas Tech | 4/17/24 |
| Walks | 3 | San Jose State | 4/10/24 |
| Strikeouts | 6 | 2x (ULM) | 3/4/25 |




40 BEN BYBEE

SEASON HIGHS

| Category | High | Opponent (Last) | Date |
|----------------|------|-----------------|---------|
| Innings | 4.0 | ULM | 3/5/25 |
| Longest Start | 4.0 | ULM | 3/5/25 |
| Shortest Start | 3.0 | Grambling | 2/25/25 |
| Longest Relief | 2.0 | UCA | 3/11/25 |
| Hits | 5 | ULM | 3/5/25 |
| Runs | 3 | ULM | 3/5/25 |
| Earned Runs | 3 | ULM | 3/5/25 |
| Walks | 2 | Grambling | 2/25/25 |
| Strikeouts | 2 | 3x (UCA) | 3/11/25 |

CAREER HIGHS

| Category | High | Opponent (Last) | Date |
|----------------|------|----------------------------|---------|
| Innings | 5.0 | 2x (San Jose State) | 4/9/24 |
| Longest Start | 5.0 | 2x (San Jose State) | 4/9/24 |
| Shortest Start | 0.2 | Alabama | 4/2/23 |
| Longest Relief | 3.0 | Kansas State | 6/1/24 |
| Hits | 6 | 2x (Texas Tech) | 4/16/24 |
| Runs | 6 | Texas Tech | 4/16/24 |
| Earned Runs | 6 | Texas Tech | 4/16/24 |
| Walks | 4 | 2x (#14 Mississippi State) | 5/11/24 |
| Strikeouts | 6 | 2x (Missouri State) | 5/1/24 |



44 CARSON WIGGINS

SEASON HIGHS

| Category | High | Opponent (Last) | Date |
|----------------|------|-------------------|---------|
| Innings | 1.0 | 4x (Portland) | 3/9/25 |
| Longest Start | -- | -- | -- |
| Shortest Start | -- | -- | -- |
| Longest Relief | 1.0 | 4x (Portland) | 3/9/25 |
| Hits | 1 | 2x (vs. Michigan) | 2/23/25 |
| Runs | 1 | vs. Michigan | 2/23/25 |
| Earned Runs | 1 | vs. Michigan | 2/23/25 |
| Walks | 1 | vs. Michigan | 2/23/25 |
| Strikeouts | 2 | Charlotte | 3/1/25 |

CAREER HIGHS

| Category | High | Opponent (Last) | Date |
|----------------|------|-------------------|---------|
| Innings | 1.0 | 4x (Portland) | 3/9/25 |
| Longest Start | -- | -- | -- |
| Shortest Start | -- | -- | -- |
| Longest Relief | 1.0 | 4x (Portland) | 3/9/25 |
| Hits | 1 | 2x (vs. Michigan) | 2/23/25 |
| Runs | 1 | vs. Michigan | 2/23/25 |
| Earned Runs | 1 | vs. Michigan | 2/23/25 |
| Walks | 1 | vs. Michigan | 2/23/25 |
| Strikeouts | 1 | 2x (Grambling) | 2/25/25 |




41 WILL McENTIRE

SEASON HIGHS

| Category | High | Opponent (Last) | Date |
|----------------|------|-------------------------|---------|
| Innings | 2.2 | Washington State [DH-1] | 2/14/25 |
| Longest Start | -- | -- | -- |
| Shortest Start | -- | -- | -- |
| Longest Relief | 2.2 | Washington State [DH-1] | 2/14/25 |
| Hits | 2 | 2x (vs. Michigan) | 2/23/25 |
| Runs | 2 | vs. Michigan | 2/23/25 |
| Earned Runs | 2 | vs. Michigan | 2/23/25 |
| Walks | 1 | vs. Michigan | 2/23/25 |
| Strikeouts | 3 | Washington State [DH-1] | 2/14/25 |

CAREER HIGHS

| Category | High | Opponent (Last) | Date |
|----------------|------|---------------------------|---------|
| Innings | 9.0 | Louisiana Tech | 3/11/23 |
| Longest Start | 9.0 | Louisiana Tech | 3/11/23 |
| Shortest Start | 1.1 | 2x (at #5 Texas A&M) | 5/18/24 |
| Longest Relief | 6.0 | #6 South Carolina | 5/13/23 |
| Hits | 9 | at #1 LSU | 3/25/23 |
| Runs | 7 | at #1 LSU | 3/25/23 |
| Earned Runs | 7 | at #1 LSU | 3/25/23 |
| Walks | 4 | 2x (at #6 Oklahoma State) | 6/5/22 |
| Strikeouts | 9 | 2x (#6 South Carolina) | 5/13/23 |



46 CHRISTIAN FOUTCH

SEASON HIGHS

| Category | High | Opponent (Last) | Date |
|----------------|------|-------------------------|---------|
| Innings | 2.0 | Washington State [DH-1] | 2/14/25 |
| Longest Start | -- | -- | -- |
| Shortest Start | -- | -- | -- |
| Longest Relief | 2.0 | Washington State [DH-1] | 2/14/25 |
| Hits | 2 | 2x (Charlotte) | 3/2/25 |
| Runs | 2 | Charlotte | 3/2/25 |
| Earned Runs | 2 | Charlotte | 3/2/25 |
| Walks | 2 | vs. #22 TCU | 2/22/25 |
| Strikeouts | 1 | 3x (Portland) | 3/9/25 |

CAREER HIGHS

| Category | High | Opponent (Last) | Date |
|----------------|------|------------------------------|---------|
| Innings | 2.0 | 5x (Washington State [DH-1]) | 2/14/25 |
| Longest Start | -- | -- | -- |
| Shortest Start | -- | -- | -- |
| Longest Relief | 2.0 | 5x (Washington State [DH-1]) | 2/14/25 |
| Hits | 6 | Little Rock | 4/12/23 |
| Runs | 4 | Little Rock | 4/12/23 |
| Earned Runs | 4 | Little Rock | 4/12/23 |
| Walks | 2 | 6x (vs. #22 TCU) | 2/22/25 |
| Strikeouts | 3 | vs. South Carolina | 5/22/24 |

A ||| OVERALL STATISTICS

Record: 16-1 Home: 14-0 Away: 0-0 Neutral: 2-1 SEC: 0-0

| Player | avg | gp-gs | ab | r | h | 2b | 3b | hr | rbi | tb | slg% | bb | hp | so | gdp | ob% | sf | sh | sb-att | po | a | e | fld% | |
|---------------------|------|-------|-----|-----|-----|----|----|----|-----|-----|-------|----|----|-----|-----|------|----|----|--------|-----|-----|----|-------|--|
| 25 Kuhio Aloy | .460 | 14-13 | 50 | 20 | 23 | 6 | 0 | 7 | 31 | 50 | 1.000 | 10 | 1 | 8 | 1 | .557 | 0 | 0 | 0-0 | 0 | 0 | 0 | .000 | |
| 10 Brent Iredale | .431 | 17-17 | 51 | 24 | 22 | 6 | 0 | 7 | 29 | 49 | .961 | 17 | 4 | 11 | 0 | .581 | 2 | 0 | 2-2 | 5 | 32 | 0 | 1.000 | |
| 9 Wehiwa Aloy | .400 | 17-17 | 65 | 21 | 26 | 7 | 0 | 6 | 18 | 51 | .785 | 7 | 6 | 9 | 1 | .500 | 0 | 0 | 2-2 | 21 | 37 | 2 | .967 | |
| 8 Cam Kozeal | .326 | 12-10 | 43 | 7 | 14 | 3 | 0 | 2 | 8 | 23 | .535 | 1 | 0 | 8 | 0 | .341 | 0 | 1 | 1-2 | 51 | 10 | 0 | 1.000 | |
| 22 Logan Maxwell | .317 | 11-11 | 41 | 12 | 13 | 0 | 0 | 2 | 7 | 19 | .463 | 8 | 1 | 8 | 1 | .431 | 1 | 0 | 0-0 | 7 | 0 | 0 | 1.000 | |
| 24 Charles Davalan | .317 | 17-16 | 60 | 24 | 19 | 2 | 0 | 3 | 14 | 30 | .500 | 12 | 3 | 2 | 0 | .453 | 0 | 1 | 2-3 | 25 | 0 | 0 | 1.000 | |
| 4 Justin Thomas Jr. | .270 | 15-14 | 37 | 13 | 10 | 2 | 0 | 2 | 5 | 18 | .486 | 11 | 3 | 11 | 1 | .471 | 0 | 1 | 3-6 | 25 | 1 | 0 | 1.000 | |
| 5 Kendall Diggs | .235 | 13-10 | 34 | 6 | 8 | 2 | 1 | 2 | 6 | 18 | .529 | 6 | 1 | 10 | 1 | .366 | 0 | 0 | 1-2 | 18 | 0 | 0 | 1.000 | |
| 27 Ryder Helfrick | .220 | 15-14 | 41 | 8 | 9 | 1 | 1 | 3 | 9 | 21 | .512 | 9 | 2 | 17 | 0 | .377 | 1 | 1 | 0-1 | 129 | 6 | 2 | .985 | |
| 1 Rocco Peppi | .192 | 10-9 | 26 | 6 | 5 | 2 | 0 | 0 | 8 | 7 | .269 | 4 | 4 | 4 | 1 | .371 | 1 | 0 | 0-0 | 51 | 7 | 1 | .983 | |
| 3 Nolan Souza | .175 | 14-12 | 40 | 8 | 7 | 1 | 0 | 2 | 7 | 14 | .350 | 5 | 0 | 14 | 0 | .267 | 0 | 0 | 3-3 | 13 | 19 | 0 | 1.000 | |
| ----- | | | | | | | | | | | | | | | | | | | | | | | | |
| 28 Carson Boles | .444 | 7-3 | 9 | 4 | 4 | 2 | 0 | 0 | 2 | 6 | .667 | 5 | 0 | 3 | 0 | .643 | 0 | 0 | 0-0 | 5 | 0 | 0 | 1.000 | |
| 17 Zane Becker | .385 | 8-3 | 13 | 2 | 5 | 2 | 0 | 0 | 1 | 7 | .538 | 1 | 1 | 3 | 0 | .467 | 0 | 0 | 0-0 | 40 | 0 | 0 | 1.000 | |
| 6 Gabe Fraser | .083 | 7-3 | 12 | 1 | 1 | 0 | 0 | 0 | 1 | 1 | .083 | 0 | 0 | 3 | 0 | .077 | 1 | 0 | 0-0 | 2 | 5 | 1 | .875 | |
| 18 Reese Robinett | .000 | 8-0 | 5 | 0 | 0 | 0 | 0 | 0 | 0 | 0 | .000 | 1 | 0 | 4 | 0 | .167 | 0 | 0 | 0-0 | 16 | 1 | 0 | 1.000 | |
| 42 Michael Anderson | .000 | 1-1 | 4 | 0 | 0 | 0 | 0 | 0 | 0 | 0 | .000 | 0 | 0 | 1 | 0 | .000 | 0 | 0 | 0-0 | 3 | 0 | 0 | 1.000 | |
| Totals | .313 | 17 | 531 | 156 | 166 | 36 | 2 | 36 | 146 | 314 | .591 | 97 | 26 | 116 | 6 | .438 | 6 | 4 | 14-21 | 420 | 138 | 6 | .989 | |
| Opponents | .227 | 17 | 515 | 51 | 117 | 23 | 3 | 9 | 49 | 173 | .336 | 38 | 17 | 168 | 11 | .301 | 2 | 4 | 14-18 | 383 | 137 | 20 | .963 | |

LOB - Team (125), Opp (105). DPs turned - Team (16), Opp (7). IBB - Team (2), Maxwell 2. Picked off - W. Aloy 1, Boles 1, Fraser 1.

(All games Sorted by Earned run avg)

| Player | era | w-l | app | gs | cg | sho | sv | ip | h | r | er | bb | so | 2b | 3b | hr | b/avg | wp | hp | bk | sfa | sha | | |
|-----------------------|-------|------|-----|----|----|-----|----|-------|-----|-----|-----|----|-----|----|----|----|-------|----|----|----|-----|-----|--|--|
| 33 Zach Root | 2.11 | 2-0 | 4 | 4 | 0 | 0/1 | 0 | 21.1 | 12 | 5 | 5 | 6 | 36 | 4 | 0 | 0 | .156 | 1 | 3 | 0 | 0 | 0 | | |
| 35 Landon Beidelschie | 2.37 | 3-0 | 4 | 3 | 0 | 0/0 | 0 | 19.0 | 17 | 5 | 5 | 3 | 20 | 3 | 0 | 2 | .243 | 1 | 0 | 0 | 0 | 1 | | |
| 20 Gabe Gaekle | 6.16 | 1-0 | 4 | 4 | 0 | 0/0 | 0 | 19.0 | 18 | 13 | 13 | 9 | 19 | 4 | 2 | 1 | .247 | 4 | 2 | 0 | 0 | 1 | | |
| ----- | | | | | | | | | | | | | | | | | | | | | | | | |
| 36 Parker Coil | 0.00 | 0-0 | 7 | 0 | 0 | 0/0 | 0 | 9.0 | 7 | 2 | 0 | 0 | 9 | 1 | 0 | 0 | .206 | 0 | 0 | 0 | 1 | 0 | | |
| 31 Dylan Carter | 0.00 | 3-0 | 5 | 0 | 0 | 0/0 | 0 | 7.2 | 10 | 0 | 0 | 3 | 8 | 2 | 0 | 0 | .333 | 4 | 1 | 0 | 0 | 0 | | |
| 38 Colin Fisher | 0.82 | 2-0 | 6 | 2 | 0 | 0/1 | 0 | 11.0 | 6 | 1 | 1 | 2 | 16 | 2 | 0 | 1 | .158 | 1 | 0 | 0 | 0 | 0 | | |
| 44 Carson Wiggins | 2.25 | 0-0 | 5 | 0 | 0 | 0/0 | 3 | 4.0 | 2 | 1 | 1 | 1 | 5 | 1 | 0 | 0 | .143 | 3 | 0 | 0 | 0 | 0 | | |
| 14 Gage Wood | 2.57 | 0-0 | 2 | 2 | 0 | 0/0 | 0 | 7.0 | 4 | 3 | 2 | 1 | 13 | 1 | 1 | 0 | .160 | 1 | 1 | 0 | 1 | 0 | | |
| 16 Aiden Jimenez | 3.00 | 1-0 | 5 | 0 | 0 | 0/0 | 0 | 6.0 | 8 | 2 | 2 | 2 | 6 | 2 | 0 | 0 | .348 | 0 | 0 | 0 | 0 | 0 | | |
| 46 Christian Foutch | 3.38 | 1-0 | 5 | 0 | 0 | 0/0 | 2 | 5.1 | 5 | 3 | 2 | 2 | 3 | 0 | 0 | 0 | .263 | 1 | 4 | 0 | 0 | 1 | | |
| 41 Will McEntire | 3.52 | 1-0 | 6 | 0 | 0 | 0/0 | 0 | 7.2 | 5 | 3 | 3 | 1 | 8 | 0 | 0 | 3 | .200 | 1 | 1 | 0 | 0 | 1 | | |
| 29 Cole Gibler | 3.60 | 0-0 | 4 | 0 | 0 | 0/0 | 0 | 5.0 | 3 | 2 | 2 | 3 | 11 | 1 | 0 | 0 | .176 | 0 | 2 | 0 | 0 | 0 | | |
| 26 Tate McGuire | 5.06 | 0-1 | 5 | 0 | 0 | 0/0 | 1 | 5.1 | 4 | 3 | 3 | 1 | 5 | 1 | 0 | 1 | .222 | 0 | 0 | 0 | 0 | 0 | | |
| 40 Ben Bybee | 5.40 | 2-0 | 4 | 2 | 0 | 0/0 | 0 | 10.0 | 11 | 6 | 6 | 4 | 6 | 1 | 0 | 1 | .282 | 0 | 1 | 1 | 0 | 0 | | |
| 13 Steele Eaves | 6.75 | 0-0 | 2 | 0 | 0 | 0/0 | 0 | 2.2 | 5 | 2 | 2 | 0 | 3 | 0 | 0 | 0 | .385 | 1 | 2 | 0 | 0 | 0 | | |
| Totals | 3.02 | 16-1 | 17 | 17 | 0 | 1/1 | 6 | 140.0 | 117 | 51 | 47 | 38 | 168 | 23 | 3 | 9 | .227 | 18 | 17 | 1 | 2 | 4 | | |
| Opponents | 10.29 | 1-16 | 17 | 17 | 0 | 0/0 | 0 | 127.2 | 166 | 156 | 146 | 97 | 116 | 36 | 2 | 36 | .313 | 16 | 26 | 4 | 6 | 4 | | |

PB - Team (2), Helfrick 1, Becker 1, Opp (2). Pickoffs - Team (2), McGuire 1, Carter 1, Opp (3). SBA/ATT - Helfrick (11-14), Bybee (4-4), Gaekle (3-3), Becker (3-3), Beidelschies (1-3), Foutch (2-2), Fisher (1-2), Coil (2-2), McEntire (0-1), Root (1-1).



| Score by innings | 1 | 2 | 3 | 4 | 5 | 6 | 7 | 8 | 9 | EX | Total |
|------------------|----|----|----|----|----|----|----|---|---|----|-------|
| Arkansas | 15 | 17 | 20 | 42 | 24 | 15 | 18 | 2 | 1 | 2 | 156 |
| Opponents | 10 | 4 | 2 | 10 | 3 | 11 | 5 | 1 | 4 | 1 | 51 |

Record when ...

| | | | |
|----------------------|------|----------------------|------|
| Overall | 16-1 | After 6 leading | 14-0 |
| Conference | 0-0 | trailing | 1-0 |
| Non-Conference | 16-1 | tied | 1-1 |
| Home games | 14-0 | After 7 leading | 8-0 |
| Away games | 0-0 | trailing | 0-1 |
| Neutral site | 2-1 | tied | 1-0 |
| Day games | 14-0 | After 8 leading | 8-0 |
| Night games | 2-1 | trailing | 0-1 |
| vs Left starter | 5-1 | tied | 1-0 |
| vs Right starter | 11-0 | | |
| 1-Run games | 4-1 | Hit 0 home runs | 3-0 |
| 2-Run games | 2-0 | ... 1 home run | 3-0 |
| 5+Run games | 8-0 | ... 2+ home runs | 10-1 |
| Extra innings | 1-0 | | |
| Shutouts | 1-0 | Opponent 0 home runs | 9-1 |
| | | 1 home run | 5-0 |
| Scoring 0-2 runs | 1-1 | 2+ HRs | 2-0 |
| 3-5 runs | 4-0 | | |
| 6-9 runs | 3-0 | Made 0 errors | 13-1 |
| 10+ runs | 8-0 | 1 error | 0-0 |
| | | 2+ errors | 3-0 |
| Opponent 0-2 runs | 8-0 | | |
| 3-5 runs | 6-1 | Opp. made 0 errors | 4-1 |
| 6-9 runs | 1-0 | 1 error | 5-0 |
| 10+ runs | 1-0 | 2+ errors | 7-0 |
| Scored in 1st inning | 7-0 | Out-hit opponent | 10-0 |
| Opp. scored in 1st | 4-0 | Out-hit by opponent | 5-1 |
| Scores first | 10-0 | Hits are tied | 1-0 |
| Opp. scores first | 6-1 | | |

Record when team scores:

| | | | | | | | | | | | |
|------|-----|-----|-----|-----|-----|-----|-----|-----|-----|-----|-----|
| Runs | 0 | 1 | 2 | 3 | 4 | 5 | 6 | 7 | 8 | 9 | 10+ |
| W-L | 0-0 | 0-0 | 1-1 | 1-0 | 1-0 | 2-0 | 0-0 | 0-0 | 2-0 | 1-0 | 8-0 |

Record when opponent scores:

| | | | | | | | | | | | |
|------|-----|-----|-----|-----|-----|-----|-----|-----|-----|-----|-----|
| Runs | 0 | 1 | 2 | 3 | 4 | 5 | 6 | 7 | 8 | 9 | 10+ |
| W-L | 1-0 | 2-0 | 5-0 | 5-1 | 0-0 | 1-0 | 1-0 | 0-0 | 0-0 | 0-0 | 1-0 |

Record when leading after:

| | | | | | | | | |
|------|-----|-----|------|------|------|------|-----|-----|
| Inn. | 1 | 2 | 3 | 4 | 5 | 6 | 7 | 8 |
| W-L | 7-0 | 9-0 | 12-0 | 13-0 | 13-0 | 14-0 | 8-0 | 8-0 |

Record when trailing after:

| | | | | | | | | |
|------|-----|-----|-----|-----|-----|-----|-----|-----|
| Inn. | 1 | 2 | 3 | 4 | 5 | 6 | 7 | 8 |
| W-L | 2-0 | 2-0 | 1-1 | 1-1 | 1-1 | 1-0 | 0-1 | 0-1 |

Record when tied after:

| | | | | | | | | |
|------|-----|-----|-----|-----|-----|-----|-----|-----|
| Inn. | 1 | 2 | 3 | 4 | 5 | 6 | 7 | 8 |
| W-L | 7-1 | 5-1 | 3-0 | 2-0 | 2-0 | 1-1 | 1-0 | 1-0 |

Current winning streak: 12
 Longest winning streak: 12
 Longest losing streak: 1

Home attendance : 124151 (13 dates avg = 9550)
 Away attendance : 44742 (3 dates avg = 14914)
 Total attendance: 168893 (16 dates avg = 10555)

| Multiple Hit Games | 2 | 3 | 4 | 5+ | Total |
|---------------------------|-----------|----------|----------|-----------|--------------|
| 9 Wehiwa Aloy | 5 | 2 | 1 | - | 8 |
| 25 Kuhio Aloy | 6 | 1 | 1 | - | 8 |
| 10 Brent Iredale | 4 | 2 | - | - | 6 |
| 24 Charles Davalan | 4 | 1 | - | - | 5 |
| 22 Logan Maxwell | 3 | 1 | - | - | 4 |
| 8 Cam Kozeal | 4 | - | - | - | 4 |
| 3 Nolan Souza | 1 | - | - | - | 1 |
| 4 Justin Thomas Jr. | 1 | - | - | - | 1 |
| 28 Carson Boles | 1 | - | - | - | 1 |
| 17 Zane Becker | 1 | - | - | - | 1 |
| 1 Rocco Peppi | 1 | - | - | - | 1 |
| TEAM | 31 | 7 | 2 | 0 | 40 |

| Multiple RBI Games | 2 | 3 | 4 | 5+ | Total |
|---------------------------|-----------|-----------|----------|-----------|--------------|
| 25 Kuhio Aloy | 3 | 4 | 1 | 1 | 9 |
| 10 Brent Iredale | 2 | 2 | 2 | 1 | 7 |
| 9 Wehiwa Aloy | 4 | - | 2 | - | 6 |
| 24 Charles Davalan | 3 | 1 | 1 | - | 5 |
| 22 Logan Maxwell | 2 | - | - | - | 2 |
| 27 Ryder Helfrick | - | 2 | - | - | 2 |
| 1 Rocco Peppi | 1 | - | 1 | - | 2 |
| 5 Kendall Diggs | 2 | - | - | - | 2 |
| 8 Cam Kozeal | 1 | 1 | - | - | 2 |
| 4 Justin Thomas Jr. | 1 | - | - | - | 1 |
| 3 Nolan Souza | - | 1 | - | - | 1 |
| 28 Carson Boles | 1 | - | - | - | 1 |
| TEAM | 20 | 11 | 7 | 2 | 40 |

| Hitting Streaks | Longest | Current |
|------------------------|----------------|----------------|
| 25 Kuhio Aloy | 11 | 1 |
| 9 Wehiwa Aloy | 10 | - |
| 22 Logan Maxwell | 6 | - |
| 5 Kendall Diggs | 5 | - |
| 10 Brent Iredale | 5 | 4 |
| 8 Cam Kozeal | 5 | 2 |
| 3 Nolan Souza | 5 | - |
| 24 Charles Davalan | 5 | - |
| 27 Ryder Helfrick | 3 | 1 |
| 4 Justin Thomas Jr. | 3 | - |
| 28 Carson Boles | 3 | - |
| 17 Zane Becker | 2 | 2 |
| 1 Rocco Peppi | 2 | 1 |
| 6 Gabe Fraser | 1 | - |

| Reached Base Streaks | Longest | Current |
|-----------------------------|----------------|----------------|
| 10 Brent Iredale | 17 | 17 |
| 9 Wehiwa Aloy | 16 | - |
| 25 Kuhio Aloy | 12 | 1 |
| 5 Kendall Diggs | 11 | 11 |
| 22 Logan Maxwell | 11 | 11 |
| 24 Charles Davalan | 11 | 11 |
| 4 Justin Thomas Jr. | 8 | - |
| 27 Ryder Helfrick | 6 | 1 |
| 28 Carson Boles | 6 | 6 |
| 3 Nolan Souza | 5 | - |
| 8 Cam Kozeal | 5 | 2 |
| 17 Zane Becker | 2 | 2 |
| 1 Rocco Peppi | 2 | 2 |
| 6 Gabe Fraser | 1 | - |
| 18 Reese Robinett | 1 | - |

Starting Lineup By Position (Team W-L record when starter)

| | | |
|----------------------|----|--------|
| PITCHER: | | |
| 20 Gabe Gaeckle | 4 | (3-1) |
| 33 Zach Root | 4 | (4-0) |
| 35 Landon Beidelschi | 3 | (3-0) |
| 40 Ben Bybee | 2 | (2-0) |
| 38 Colin Fisher | 2 | (2-0) |
| 14 Gage Wood | 2 | (2-0) |
| CATCHER: | | |
| 27 Ryder Helfrick | 14 | (13-1) |
| 17 Zane Becker | 3 | (3-0) |
| FIRST BASE: | | |
| 1 Rocco Peppi | 8 | (7-1) |
| 8 Cam Kozeal | 8 | (8-0) |
| 42 Michael Anderson | 1 | (1-0) |
| SECOND BASE: | | |
| 3 Nolan Souza | 12 | (11-1) |
| 6 Gabe Fraser | 3 | (3-0) |
| 8 Cam Kozeal | 2 | (2-0) |
| THIRD BASE: | | |
| 10 Brent Iredale | 17 | (16-1) |
| SHORTSTOP: | | |
| 9 Wehiwa Aloy | 17 | (16-1) |
| LEFT FIELD: | | |
| 24 Charles Davalan | 9 | (8-1) |
| 4 Justin Thomas Jr. | 4 | (4-0) |
| 22 Logan Maxwell | 3 | (3-0) |
| 28 Carson Boles | 1 | (1-0) |
| CENTER FIELD: | | |
| 4 Justin Thomas Jr. | 10 | (9-1) |
| 24 Charles Davalan | 7 | (7-0) |
| RIGHT FIELD: | | |
| 5 Kendall Diggs | 10 | (9-1) |
| 22 Logan Maxwell | 4 | (4-0) |
| 28 Carson Boles | 2 | (2-0) |
| 1 Rocco Peppi | 1 | (1-0) |
| DESIGNATED HITTER: | | |
| 25 Kuhio Aloy | 13 | (12-1) |
| 22 Logan Maxwell | 4 | (4-0) |

Starting Lineup By Lineup Spot (Team W-L record when starter)

| | | |
|---------------------|----|--------|
| LEADOFF: | | |
| 24 Charles Davalan | 16 | (15-1) |
| 4 Justin Thomas Jr. | 1 | (1-0) |
| 2ND SPOT: | | |
| 9 Wehiwa Aloy | 17 | (16-1) |
| 3RD SPOT: | | |
| 22 Logan Maxwell | 11 | (11-0) |
| 1 Rocco Peppi | 2 | (2-0) |
| 10 Brent Iredale | 2 | (1-1) |
| 8 Cam Kozeal | 1 | (1-0) |
| 25 Kuhio Aloy | 1 | (1-0) |
| CLEANUP: | | |
| 10 Brent Iredale | 11 | (11-0) |
| 25 Kuhio Aloy | 6 | (5-1) |
| 5TH SPOT: | | |
| 25 Kuhio Aloy | 5 | (5-0) |
| 10 Brent Iredale | 4 | (4-0) |
| 5 Kendall Diggs | 3 | (3-0) |
| 1 Rocco Peppi | 2 | (1-1) |
| 8 Cam Kozeal | 2 | (2-0) |
| 3 Nolan Souza | 1 | (1-0) |
| 6TH SPOT: | | |
| 5 Kendall Diggs | 5 | (4-1) |
| 1 Rocco Peppi | 5 | (5-0) |
| 8 Cam Kozeal | 3 | (3-0) |
| 27 Ryder Helfrick | 2 | (2-0) |
| 28 Carson Boles | 1 | (1-0) |
| 25 Kuhio Aloy | 1 | (1-0) |
| 7TH SPOT: | | |
| 27 Ryder Helfrick | 6 | (5-1) |
| 3 Nolan Souza | 4 | (4-0) |
| 28 Carson Boles | 2 | (2-0) |
| 8 Cam Kozeal | 2 | (2-0) |
| 5 Kendall Diggs | 2 | (2-0) |
| 42 Michael Anderson | 1 | (1-0) |
| 8TH SPOT: | | |
| 3 Nolan Souza | 6 | (5-1) |
| 27 Ryder Helfrick | 4 | (4-0) |
| 17 Zane Becker | 3 | (3-0) |
| 6 Gabe Fraser | 2 | (2-0) |
| 8 Cam Kozeal | 2 | (2-0) |
| 9TH SPOT: | | |
| 4 Justin Thomas Jr. | 13 | (12-1) |
| 27 Ryder Helfrick | 2 | (2-0) |
| 3 Nolan Souza | 1 | (1-0) |
| 6 Gabe Fraser | 1 | (1-0) |



STARTERS SUMMARY

| Player | GS | Position | | | | | | | | | | | Batting Order | | | | | | | | | | |
|-------------------|----|----------|----|----|----|----|----|----|----|----|----|----|---------------|-----|-----|-----|-----|-----|-----|-----|-----|---|----|
| | | p | c | 1b | 2b | 3b | ss | lf | cf | rf | of | dh | 1st | 2nd | 3rd | 4th | 5th | 6th | 7th | 8th | 9th | | |
| 9 Wehiwa Aloy | 17 | . | . | . | . | . | 17 | . | . | . | . | . | . | . | 17 | . | . | . | . | . | . | . | . |
| 10 Brent Iredale | 17 | . | . | . | . | 17 | . | . | . | . | . | . | . | . | . | . | 2 | 11 | 4 | . | . | . | . |
| 24 Charles Davala | 16 | . | . | . | . | . | . | 9 | 7 | . | . | . | . | . | 16 | . | . | . | . | . | . | . | . |
| 4 Justin Thomas J | 14 | . | . | . | . | . | . | 4 | 10 | . | . | . | . | . | 1 | . | . | . | . | . | . | . | 13 |
| 27 Ryder Helfrick | 14 | . | 14 | . | . | . | . | . | . | . | . | . | . | . | . | . | . | . | 2 | 6 | 4 | 2 | . |
| 25 Kuhio Aloy | 13 | . | . | . | . | . | . | . | . | . | . | . | . | . | . | . | 1 | 6 | 5 | 1 | . | . | . |
| 3 Nolan Souza | 12 | . | . | . | 12 | . | . | . | . | . | . | . | . | . | . | . | . | 1 | . | 4 | 6 | 1 | . |
| 22 Logan Maxwell | 11 | . | . | . | . | . | . | 3 | . | 4 | . | 4 | . | . | . | . | 11 | . | . | . | . | . | . |
| 8 Cam Kozeal | 10 | . | . | 8 | 2 | . | . | . | . | . | . | . | . | . | . | . | 1 | . | 2 | 3 | 2 | 2 | . |
| 5 Kendall Diggs | 10 | . | . | . | . | . | . | . | . | 10 | . | . | . | . | . | . | . | . | 3 | 5 | 2 | . | . |
| 1 Rocco Peppi | 9 | . | . | 8 | . | . | . | . | . | . | 1 | . | . | . | . | . | 2 | . | 2 | 5 | . | . | . |
| 20 Gabe Gaeckle | 4 | 4 | . | . | . | . | . | . | . | . | . | . | . | . | . | . | . | . | . | . | . | . | . |
| 33 Zach Root | 4 | 4 | . | . | . | . | . | . | . | . | . | . | . | . | . | . | . | . | . | . | . | . | . |
| 28 Carson Boles | 3 | . | . | . | . | . | . | 1 | . | 2 | . | . | . | . | . | . | . | . | 1 | 2 | . | . | . |
| 35 Landon Beidels | 3 | 3 | . | . | . | . | . | . | . | . | . | . | . | . | . | . | . | . | . | . | . | . | . |
| 6 Gabe Fraser | 3 | . | . | . | 3 | . | . | . | . | . | . | . | . | . | . | . | . | . | . | . | . | 2 | 1 |
| 17 Zane Becker | 3 | . | 3 | . | . | . | . | . | . | . | . | . | . | . | . | . | . | . | . | . | . | 3 | . |
| 40 Ben Bybee | 2 | 2 | . | . | . | . | . | . | . | . | . | . | . | . | . | . | . | . | . | . | . | . | . |
| 38 Colin Fisher | 2 | 2 | . | . | . | . | . | . | . | . | . | . | . | . | . | . | . | . | . | . | . | . | . |
| 14 Gage Wood | 2 | 2 | . | . | . | . | . | . | . | . | . | . | . | . | . | . | . | . | . | . | . | . | . |
| 42 Michael Anders | 1 | . | . | 1 | . | . | . | . | . | . | . | . | . | . | . | . | . | . | . | 1 | . | . | . |



#42 Michael Anderson - 1 game (All games)

| Date | Opponent | Pos | AB | R | H | RBI | 2B | 3B | HR | BB | SB | CS | HBP | SAC | SF | GDP | K | PO | A | E | Avg |
|--------|---------------|-----|----|---|---|-----|----|----|----|----|----|----|-----|-----|----|-----|---|----|---|---|------|
| Feb 14 | WASHINGTON ST | *1b | 4 | 0 | 0 | 0 | 0 | 0 | 0 | 0 | 0 | 0 | 0 | 0 | 0 | 0 | 1 | 3 | 0 | 0 | .000 |
| Totals | | 1gs | 4 | 0 | 0 | 0 | 0 | 0 | 0 | 0 | 0 | 0 | 0 | 0 | 0 | 0 | 1 | 3 | 0 | 0 | .000 |

On base pct. .000 • Slugging pct. .000

#17 Zane Becker - 8 games (All games)

| Date | Opponent | Pos | AB | R | H | RBI | 2B | 3B | HR | BB | SB | CS | HBP | SAC | SF | GDP | K | PO | A | E | Avg |
|--------|---------------|------|----|---|---|-----|----|----|----|----|----|----|-----|-----|----|-----|---|----|---|---|------|
| Feb 14 | WASHINGTON ST | pr/c | 0 | 1 | 0 | 0 | 0 | 0 | 0 | 0 | 0 | 0 | 0 | 0 | 0 | 0 | 0 | 1 | 0 | 0 | .000 |
| Feb 15 | WASHINGTON ST | *c | 3 | 0 | 2 | 1 | 2 | 0 | 0 | 0 | 0 | 0 | 0 | 0 | 0 | 0 | 0 | 8 | 0 | 0 | .667 |
| Feb 17 | WASHINGTON ST | c | 0 | 0 | 0 | 0 | 0 | 0 | 0 | 0 | 0 | 0 | 0 | 0 | 0 | 0 | 0 | 1 | 0 | 0 | .667 |
| Feb 23 | vs Michigan | ph/c | 2 | 0 | 1 | 0 | 0 | 0 | 0 | 1 | 0 | 0 | 0 | 0 | 0 | 0 | 0 | 6 | 0 | 0 | .600 |
| Feb 25 | GRAMBLING | c | 1 | 0 | 0 | 0 | 0 | 0 | 0 | 0 | 0 | 0 | 0 | 0 | 0 | 0 | 0 | 3 | 0 | 0 | .500 |
| Mar 05 | ULM | *c | 3 | 1 | 1 | 0 | 0 | 0 | 0 | 0 | 0 | 0 | 1 | 0 | 0 | 0 | 1 | 6 | 0 | 0 | .444 |
| Mar 08 | PORTLAND | c | 0 | 0 | 0 | 0 | 0 | 0 | 0 | 0 | 0 | 0 | 0 | 0 | 0 | 0 | 0 | 1 | 0 | 0 | .444 |
| Mar 11 | UCA | *c | 4 | 0 | 1 | 0 | 0 | 0 | 0 | 0 | 0 | 0 | 0 | 0 | 0 | 0 | 2 | 14 | 0 | 0 | .385 |
| Totals | | 3gs | 13 | 2 | 5 | 1 | 2 | 0 | 0 | 1 | 0 | 0 | 1 | 0 | 0 | 0 | 3 | 40 | 0 | 0 | .385 |

On base pct. .467 • Slugging pct. .538

#35 Landon Beidelschies - 4 games (All games)

| Date | Opponent | Pos | AB | R | H | RBI | 2B | 3B | HR | BB | SB | CS | HBP | SAC | SF | GDP | K | PO | A | E | Avg |
|--------|---------------|-----|----|---|---|-----|----|----|----|----|----|----|-----|-----|----|-----|---|----|---|---|------|
| Feb 17 | WASHINGTON ST | *p | 0 | 0 | 0 | 0 | 0 | 0 | 0 | 0 | 0 | 0 | 0 | 0 | 0 | 0 | 0 | 0 | 1 | 0 | .000 |
| Feb 22 | vs TCU | p | 0 | 0 | 0 | 0 | 0 | 0 | 0 | 0 | 0 | 0 | 0 | 0 | 0 | 0 | 0 | 0 | 1 | 0 | .000 |
| Mar 02 | CHARLOTTE | *p | 0 | 0 | 0 | 0 | 0 | 0 | 0 | 0 | 0 | 0 | 0 | 0 | 0 | 0 | 0 | 1 | 1 | 0 | .000 |
| Mar 09 | PORTLAND | *p | 0 | 0 | 0 | 0 | 0 | 0 | 0 | 0 | 0 | 0 | 0 | 0 | 0 | 0 | 0 | 0 | 1 | 0 | .000 |
| Totals | | 3gs | 0 | 0 | 0 | 0 | 0 | 0 | 0 | 0 | 0 | 0 | 0 | 0 | 0 | 0 | 0 | 1 | 4 | 0 | .000 |

On base pct. .000 • Slugging pct. .000

#35 Landon Beidelschies - 4 appearances (All games)

| Date | Opponent | GS | IP | H | R | ER | BB | SO | 2B | 3B | HR | WP | BK | HBP | IBB | Score | W-L | Sv | ERA | NP |
|--------|---------------|----|------|----|---|----|----|----|----|----|----|----|----|-----|-----|-------|-----|----|------|----|
| Feb 17 | WASHINGTON ST | * | 5.0 | 4 | 1 | 1 | 1 | 7 | 1 | 0 | 0 | 0 | 0 | 0 | 0 | 12-2 | 1-0 | 0 | 1.80 | 71 |
| Feb 22 | vs TCU | | 2.2 | 1 | 0 | 0 | 1 | 0 | 0 | 0 | 0 | 0 | 0 | 0 | 0 | 2-1 | 2-0 | 0 | 1.17 | 33 |
| Mar 02 | CHARLOTTE | * | 6.1 | 4 | 1 | 1 | 1 | 7 | 0 | 0 | 1 | 0 | 0 | 0 | 0 | 4-3 | 2-0 | 0 | 1.29 | 92 |
| Mar 09 | PORTLAND | * | 5.0 | 8 | 3 | 3 | 0 | 6 | 2 | 0 | 1 | 1 | 0 | 0 | 0 | 5-3 | 3-0 | 0 | 2.37 | 73 |
| Totals | | 3 | 19.0 | 17 | 5 | 5 | 3 | 20 | 3 | 0 | 2 | 1 | 0 | 0 | 0 | 23-9 | 3-0 | 0 | 2.37 | - |

#28 Carson Boles - 7 games (All games)

| Date | Opponent | Pos | AB | R | H | RBI | 2B | 3B | HR | BB | SB | CS | HBP | SAC | SF | GDP | K | PO | A | E | Avg |
|--------|---------------|-----|----|---|---|-----|----|----|----|----|----|----|-----|-----|----|-----|---|----|---|---|-------|
| Feb 14 | WASHINGTON ST | of | 1 | 1 | 1 | 0 | 0 | 0 | 0 | 0 | 0 | 0 | 0 | 0 | 0 | 0 | 0 | 0 | 0 | 0 | 1.000 |
| Feb 15 | WASHINGTON ST | pr | 0 | 0 | 0 | 0 | 0 | 0 | 0 | 0 | 0 | 0 | 0 | 0 | 0 | 0 | 0 | 0 | 0 | 0 | 1.000 |
| Feb 17 | WASHINGTON ST | *of | 4 | 2 | 2 | 2 | 1 | 0 | 0 | 0 | 0 | 0 | 0 | 0 | 0 | 0 | 1 | 0 | 0 | 0 | .600 |
| Feb 22 | vs TCU | of | 0 | 0 | 0 | 0 | 0 | 0 | 0 | 1 | 0 | 0 | 0 | 0 | 0 | 0 | 0 | 1 | 0 | 0 | .600 |
| Mar 02 | CHARLOTTE | *of | 2 | 0 | 1 | 0 | 1 | 0 | 0 | 1 | 0 | 0 | 0 | 0 | 0 | 0 | 0 | 1 | 0 | 0 | .571 |
| Mar 05 | ULM | of | 0 | 1 | 0 | 0 | 0 | 0 | 0 | 2 | 0 | 0 | 0 | 0 | 0 | 0 | 0 | 2 | 0 | 0 | .571 |
| Mar 09 | PORTLAND | *of | 2 | 0 | 0 | 0 | 0 | 0 | 0 | 1 | 0 | 0 | 0 | 0 | 0 | 0 | 2 | 1 | 0 | 0 | .444 |
| Totals | | 3gs | 9 | 4 | 4 | 2 | 2 | 0 | 0 | 5 | 0 | 0 | 0 | 0 | 0 | 0 | 3 | 5 | 0 | 0 | .444 |

On base pct. .643 • Slugging pct. .667

#40 Ben Bybee - 2 games (All games)

| Date | Opponent | Pos | AB | R | H | RBI | 2B | 3B | HR | BB | SB | CS | HBP | SAC | SF | GDP | K | PO | A | E | Avg |
|--------|---------------|-----|----|---|---|-----|----|----|----|----|----|----|-----|-----|----|-----|---|----|---|---|------|
| Feb 17 | WASHINGTON ST | p | 0 | 0 | 0 | 0 | 0 | 0 | 0 | 0 | 0 | 0 | 0 | 0 | 0 | 0 | 0 | 1 | 0 | 0 | .000 |
| Mar 05 | ULM | *p | 0 | 0 | 0 | 0 | 0 | 0 | 0 | 0 | 0 | 0 | 0 | 0 | 0 | 0 | 0 | 3 | 0 | 0 | .000 |
| Totals | | 1gs | 0 | 0 | 0 | 0 | 0 | 0 | 0 | 0 | 0 | 0 | 0 | 0 | 0 | 0 | 0 | 4 | 0 | 0 | .000 |

On base pct. .000 • Slugging pct. .000



INDIVIDUAL GAME-BY-GAME

#40 Ben Bybee - 4 appearances (All games)

| Date | Opponent | GS | IP | H | R | ER | BB | SO | 2B | 3B | HR | WP | BK | HBP | IBB | Score | W-L | Sv | ERA | NP |
|--------|---------------|----|------|----|---|----|----|----|----|----|----|----|----|-----|-----|-------|-----|----|------|----|
| Feb 17 | WASHINGTON ST | | 1.0 | 2 | 1 | 1 | 0 | 0 | 1 | 0 | 0 | 0 | 0 | 0 | 0 | 12-2 | 0-0 | 0 | 9.00 | 17 |
| Feb 25 | GRAMBLING | * | 3.0 | 1 | 1 | 1 | 2 | 2 | 0 | 0 | 0 | 0 | 0 | 0 | 0 | 14-3 | 1-0 | 0 | 4.50 | 47 |
| Mar 05 | ULM | * | 4.0 | 5 | 3 | 3 | 1 | 2 | 0 | 0 | 1 | 0 | 0 | 0 | 0 | 15-3 | 2-0 | 0 | 5.62 | 58 |
| Mar 11 | UCA | | 2.0 | 3 | 1 | 1 | 1 | 2 | 0 | 0 | 0 | 0 | 1 | 1 | 0 | 9-2 | 2-0 | 0 | 5.40 | 37 |
| Totals | | 2 | 10.0 | 11 | 6 | 6 | 4 | 6 | 1 | 0 | 1 | 0 | 1 | 1 | 0 | 50-10 | 2-0 | 0 | 5.40 | - |

#31 Dylan Carter - 3 games (All games)

| Date | Opponent | Pos | AB | R | H | RBI | 2B | 3B | HR | BB | SB | CS | HBP | SAC | SF | GDP | K | PO | A | E | Avg |
|--------|---------------|-----|----|---|---|-----|----|----|----|----|----|----|-----|-----|----|-----|---|----|---|---|------|
| Feb 15 | WASHINGTON ST | p | 0 | 0 | 0 | 0 | 0 | 0 | 0 | 0 | 0 | 0 | 0 | 0 | 0 | 0 | 0 | 0 | 1 | 0 | .000 |
| Feb 23 | vs Michigan | p | 0 | 0 | 0 | 0 | 0 | 0 | 0 | 0 | 0 | 0 | 0 | 0 | 0 | 0 | 0 | 1 | 0 | 0 | .000 |
| Mar 04 | ULM | p | 0 | 0 | 0 | 0 | 0 | 0 | 0 | 0 | 0 | 0 | 0 | 0 | 0 | 0 | 0 | 0 | 1 | 0 | .000 |
| Totals | | 0gs | 0 | 0 | 0 | 0 | 0 | 0 | 0 | 0 | 0 | 0 | 0 | 0 | 0 | 0 | 0 | 1 | 2 | 0 | .000 |

On base pct. .000 • Slugging pct. .000

#31 Dylan Carter - 5 appearances (All games)

| Date | Opponent | GS | IP | H | R | ER | BB | SO | 2B | 3B | HR | WP | BK | HBP | IBB | Score | W-L | Sv | ERA | NP |
|--------|---------------|----|-----|----|---|----|----|----|----|----|----|----|----|-----|-----|-------|-----|----|------|----|
| Feb 15 | WASHINGTON ST | | 1.2 | 2 | 0 | 0 | 0 | 1 | 1 | 0 | 0 | 1 | 0 | 0 | 0 | 5-2 | 1-0 | 0 | 0.00 | 23 |
| Feb 23 | vs Michigan | | 2.0 | 3 | 0 | 0 | 1 | 1 | 0 | 0 | 0 | 1 | 0 | 0 | 0 | 8-6 | 2-0 | 0 | 0.00 | 33 |
| Feb 28 | CHARLOTTE | | 1.0 | 2 | 0 | 0 | 0 | 2 | 1 | 0 | 0 | 0 | 0 | 1 | 0 | 11-10 | 3-0 | 0 | 0.00 | 24 |
| Mar 04 | ULM | | 2.0 | 1 | 0 | 0 | 1 | 2 | 0 | 0 | 0 | 2 | 0 | 0 | 0 | 14-1 | 3-0 | 0 | 0.00 | 34 |
| Mar 11 | UCA | | 1.0 | 2 | 0 | 0 | 1 | 2 | 0 | 0 | 0 | 0 | 0 | 0 | 0 | 9-2 | 3-0 | 0 | 0.00 | 18 |
| Totals | | 0 | 7.2 | 10 | 0 | 0 | 3 | 8 | 2 | 0 | 0 | 4 | 0 | 1 | 0 | 47-21 | 3-0 | 0 | 0.00 | - |

#36 Parker Coil - 7 appearances (All games)

| Date | Opponent | GS | IP | H | R | ER | BB | SO | 2B | 3B | HR | WP | BK | HBP | IBB | Score | W-L | Sv | ERA | NP |
|--------|-----------------|----|-----|---|---|----|----|----|----|----|----|----|----|-----|-----|-------|-----|----|------|----|
| Feb 14 | WASHINGTON ST | | 0.1 | 1 | 0 | 0 | 0 | 0 | 0 | 0 | 0 | 0 | 0 | 0 | 0 | 3-2 | 0-0 | 0 | 0.00 | 5 |
| Feb 15 | WASHINGTON ST | | 1.1 | 1 | 0 | 0 | 0 | 1 | 0 | 0 | 0 | 0 | 0 | 0 | 0 | 5-2 | 0-0 | 0 | 0.00 | 16 |
| Feb 21 | vs Kansas State | | 1.0 | 0 | 0 | 0 | 0 | 0 | 0 | 0 | 0 | 0 | 0 | 0 | 0 | 2-3 | 0-0 | 0 | 0.00 | 12 |
| Feb 23 | vs Michigan | | 1.2 | 3 | 2 | 0 | 0 | 1 | 1 | 0 | 0 | 0 | 0 | 0 | 0 | 8-6 | 0-0 | 0 | 0.00 | 29 |
| Feb 28 | CHARLOTTE | | 2.0 | 0 | 0 | 0 | 0 | 3 | 0 | 0 | 0 | 0 | 0 | 0 | 0 | 11-10 | 0-0 | 0 | 0.00 | 25 |
| Mar 02 | CHARLOTTE | | 1.2 | 0 | 0 | 0 | 0 | 4 | 0 | 0 | 0 | 0 | 0 | 0 | 0 | 4-3 | 0-0 | 0 | 0.00 | 17 |
| Mar 09 | PORTLAND | | 1.0 | 2 | 0 | 0 | 0 | 0 | 0 | 0 | 0 | 0 | 0 | 0 | 0 | 5-3 | 0-0 | 0 | 0.00 | 18 |
| Totals | | 0 | 9.0 | 7 | 2 | 0 | 0 | 9 | 1 | 0 | 0 | 0 | 0 | 0 | 0 | 38-29 | 0-0 | 0 | 0.00 | - |

#24 Charles Davalan - 17 games (All games)

| Date | Opponent | Pos | AB | R | H | RBI | 2B | 3B | HR | BB | SB | CS | HBP | SAC | SF | GDP | K | PO | A | E | Avg |
|--------|-----------------|--------|----|----|----|-----|----|----|----|----|----|----|-----|-----|----|-----|---|----|---|---|------|
| Feb 14 | WASHINGTON ST | *of | 4 | 1 | 1 | 0 | 0 | 0 | 0 | 1 | 0 | 0 | 0 | 0 | 0 | 0 | 0 | 4 | 0 | 0 | .250 |
| Feb 14 | WASHINGTON ST | *of | 5 | 1 | 2 | 3 | 0 | 0 | 0 | 0 | 0 | 0 | 0 | 0 | 0 | 0 | 1 | 0 | 0 | 0 | .333 |
| Feb 15 | WASHINGTON ST | *of | 4 | 1 | 1 | 0 | 1 | 0 | 0 | 0 | 0 | 0 | 0 | 0 | 0 | 0 | 0 | 3 | 0 | 0 | .308 |
| Feb 17 | WASHINGTON ST | *of | 4 | 1 | 1 | 2 | 0 | 0 | 0 | 1 | 1 | 0 | 0 | 0 | 0 | 0 | 0 | 1 | 0 | 0 | .294 |
| Feb 21 | vs Kansas State | *of | 2 | 0 | 0 | 0 | 0 | 0 | 0 | 1 | 0 | 0 | 1 | 0 | 0 | 0 | 0 | 2 | 0 | 0 | .263 |
| Feb 22 | vs TCU | *of | 4 | 0 | 0 | 0 | 0 | 0 | 0 | 0 | 0 | 0 | 0 | 0 | 0 | 0 | 0 | 1 | 1 | 0 | .217 |
| Feb 23 | vs Michigan | *of | 5 | 1 | 2 | 2 | 1 | 0 | 0 | 0 | 0 | 0 | 0 | 0 | 0 | 0 | 0 | 2 | 0 | 0 | .250 |
| Feb 25 | GRAMBLING | *of | 3 | 1 | 1 | 0 | 0 | 0 | 0 | 2 | 0 | 0 | 0 | 0 | 0 | 0 | 0 | 0 | 0 | 0 | .258 |
| Feb 28 | CHARLOTTE | *of | 4 | 1 | 1 | 2 | 0 | 0 | 1 | 1 | 0 | 0 | 0 | 0 | 0 | 0 | 0 | 0 | 0 | 0 | .257 |
| Mar 01 | CHARLOTTE | *of/of | 5 | 1 | 1 | 0 | 0 | 0 | 0 | 0 | 0 | 0 | 0 | 0 | 0 | 0 | 0 | 1 | 0 | 0 | .250 |
| Mar 02 | CHARLOTTE | of | 1 | 0 | 1 | 0 | 0 | 0 | 0 | 0 | 0 | 1 | 0 | 0 | 0 | 0 | 0 | 0 | 0 | 0 | .268 |
| Mar 04 | ULM | *of | 3 | 3 | 0 | 0 | 0 | 0 | 0 | 1 | 0 | 0 | 1 | 0 | 0 | 0 | 0 | 1 | 0 | 0 | .250 |
| Mar 05 | ULM | *of | 3 | 4 | 2 | 4 | 0 | 0 | 1 | 2 | 0 | 0 | 0 | 0 | 0 | 0 | 0 | 2 | 0 | 0 | .277 |
| Mar 07 | PORTLAND | *of | 3 | 3 | 1 | 0 | 0 | 0 | 0 | 1 | 0 | 0 | 1 | 0 | 0 | 0 | 0 | 2 | 0 | 0 | .280 |
| Mar 08 | PORTLAND | *of | 3 | 2 | 3 | 1 | 0 | 0 | 1 | 0 | 0 | 0 | 0 | 1 | 0 | 0 | 0 | 2 | 0 | 0 | .321 |
| Mar 09 | PORTLAND | *of | 4 | 2 | 2 | 0 | 0 | 0 | 0 | 0 | 1 | 0 | 0 | 0 | 0 | 0 | 0 | 1 | 0 | 0 | .333 |
| Mar 11 | UCA | *of | 3 | 2 | 0 | 0 | 0 | 0 | 0 | 2 | 0 | 0 | 0 | 0 | 0 | 0 | 0 | 3 | 0 | 0 | .317 |
| Totals | | 16gs | 60 | 24 | 19 | 14 | 2 | 0 | 3 | 12 | 2 | 1 | 3 | 1 | 0 | 0 | 2 | 25 | 0 | 0 | .317 |

On base pct. .453 • Slugging pct. .500



#5 Kendall Diggs - 13 games (All games)

| Date | Opponent | Pos | AB | R | H | RBI | 2B | 3B | HR | BB | SB | CS | HBP | SAC | SF | GDP | K | PO | A | E | Avg |
|--------|-----------------|------|----|---|---|-----|----|----|----|----|----|----|-----|-----|----|-----|----|----|---|---|------|
| Feb 14 | WASHINGTON ST | *of | 4 | 0 | 0 | 0 | 0 | 0 | 0 | 0 | 0 | 0 | 0 | 0 | 0 | 0 | 2 | 1 | 0 | 0 | .000 |
| Feb 15 | WASHINGTON ST | *of | 3 | 1 | 1 | 0 | 1 | 0 | 0 | 1 | 0 | 1 | 0 | 0 | 0 | 0 | 1 | 4 | 0 | 0 | .143 |
| Feb 21 | vs Kansas State | *of | 4 | 0 | 1 | 0 | 0 | 0 | 0 | 0 | 0 | 0 | 0 | 0 | 0 | 0 | 2 | 1 | 0 | 0 | .182 |
| Feb 22 | vs TCU | *of | 2 | 0 | 1 | 0 | 0 | 0 | 0 | 0 | 1 | 0 | 0 | 0 | 0 | 0 | 0 | 2 | 0 | 0 | .231 |
| Feb 23 | vs Michigan | *of | 4 | 1 | 1 | 1 | 1 | 0 | 0 | 1 | 0 | 0 | 0 | 0 | 0 | 0 | 1 | 4 | 0 | 0 | .235 |
| Feb 28 | CHARLOTTE | of | 0 | 0 | 0 | 0 | 0 | 0 | 0 | 0 | 0 | 0 | 0 | 0 | 0 | 0 | 0 | 1 | 0 | 0 | .235 |
| Mar 01 | CHARLOTTE | *of | 3 | 1 | 1 | 0 | 0 | 0 | 0 | 1 | 0 | 0 | 0 | 0 | 0 | 0 | 2 | 2 | 0 | 0 | .250 |
| Mar 04 | ULM | *of | 3 | 0 | 0 | 0 | 0 | 0 | 0 | 0 | 0 | 0 | 1 | 0 | 0 | 0 | 1 | 0 | 0 | 0 | .217 |
| Mar 05 | ULM | *of | 3 | 1 | 1 | 1 | 0 | 0 | 1 | 0 | 0 | 0 | 0 | 0 | 0 | 0 | 0 | 2 | 0 | 0 | .231 |
| Mar 07 | PORTLAND | of | 1 | 1 | 1 | 2 | 0 | 1 | 0 | 1 | 0 | 0 | 0 | 0 | 0 | 0 | 0 | 0 | 0 | 0 | .259 |
| Mar 08 | PORTLAND | *of | 4 | 1 | 1 | 2 | 0 | 0 | 1 | 0 | 0 | 0 | 0 | 0 | 0 | 0 | 0 | 0 | 0 | 0 | .258 |
| Mar 09 | PORTLAND | of | 0 | 0 | 0 | 0 | 0 | 0 | 0 | 1 | 0 | 0 | 0 | 0 | 0 | 0 | 0 | 0 | 0 | 0 | .258 |
| Mar 11 | UCA | *of | 3 | 0 | 0 | 0 | 0 | 0 | 0 | 1 | 0 | 0 | 0 | 0 | 0 | 1 | 1 | 1 | 0 | 0 | .235 |
| Totals | | 10gs | 34 | 6 | 8 | 6 | 2 | 1 | 2 | 6 | 1 | 1 | 1 | 0 | 0 | 1 | 10 | 18 | 0 | 0 | .235 |

On base pct. .366 • Slugging pct. .529

#13 Steele Eaves - 2 games (All games)

| Date | Opponent | Pos | AB | R | H | RBI | 2B | 3B | HR | BB | SB | CS | HBP | SAC | SF | GDP | K | PO | A | E | Avg |
|--------|-----------|-----|----|---|---|-----|----|----|----|----|----|----|-----|-----|----|-----|---|----|---|---|------|
| Feb 25 | GRAMBLING | p | 0 | 0 | 0 | 0 | 0 | 0 | 0 | 0 | 0 | 0 | 0 | 0 | 0 | 0 | 0 | 0 | 1 | 0 | .000 |
| Mar 07 | PORTLAND | p | 0 | 0 | 0 | 0 | 0 | 0 | 0 | 0 | 0 | 0 | 0 | 0 | 0 | 0 | 0 | 0 | 1 | 0 | .000 |
| Totals | | 0gs | 0 | 0 | 0 | 0 | 0 | 0 | 0 | 0 | 0 | 0 | 0 | 0 | 0 | 0 | 0 | 0 | 2 | 0 | .000 |

On base pct. .000 • Slugging pct. .000

#13 Steele Eaves - 2 appearances (All games)

| Date | Opponent | GS | IP | H | R | ER | BB | SO | 2B | 3B | HR | WP | BK | HBP | IBB | Score | W-L | Sv | ERA | NP |
|--------|-----------|----|-----|---|---|----|----|----|----|----|----|----|----|-----|-----|-------|-----|----|------|----|
| Feb 25 | GRAMBLING | | 1.0 | 1 | 1 | 1 | 0 | 2 | 0 | 0 | 0 | 1 | 0 | 1 | 0 | 14-3 | 0-0 | 0 | 9.00 | 19 |
| Mar 07 | PORTLAND | | 1.2 | 4 | 1 | 1 | 0 | 1 | 0 | 0 | 0 | 0 | 0 | 1 | 0 | 20-3 | 0-0 | 0 | 6.75 | 31 |
| Totals | | 0 | 2.2 | 5 | 2 | 2 | 0 | 3 | 0 | 0 | 0 | 1 | 0 | 2 | 0 | 34-6 | 0-0 | 0 | 6.75 | - |

#38 Colin Fisher - 1 game (All games)

| Date | Opponent | Pos | AB | R | H | RBI | 2B | 3B | HR | BB | SB | CS | HBP | SAC | SF | GDP | K | PO | A | E | Avg |
|--------|----------|-----|----|---|---|-----|----|----|----|----|----|----|-----|-----|----|-----|---|----|---|---|------|
| Mar 04 | ULM | *p | 0 | 0 | 0 | 0 | 0 | 0 | 0 | 0 | 0 | 0 | 0 | 0 | 0 | 0 | 0 | 0 | 1 | 0 | .000 |
| Totals | | 1gs | 0 | 0 | 0 | 0 | 0 | 0 | 0 | 0 | 0 | 0 | 0 | 0 | 0 | 0 | 0 | 0 | 1 | 0 | .000 |

On base pct. .000 • Slugging pct. .000

#38 Colin Fisher - 6 appearances (All games)

| Date | Opponent | GS | IP | H | R | ER | BB | SO | 2B | 3B | HR | WP | BK | HBP | IBB | Score | W-L | Sv | ERA | NP |
|--------|-------------|----|------|---|---|----|----|----|----|----|----|----|----|-----|-----|-------|-----|----|------|----|
| Feb 23 | vs Michigan | | 1.0 | 0 | 0 | 0 | 1 | 2 | 0 | 0 | 0 | 0 | 0 | 0 | 0 | 8-6 | 0-0 | 0 | 0.00 | 14 |
| Feb 25 | GRAMBLING | | 1.0 | 0 | 0 | 0 | 0 | 1 | 0 | 0 | 0 | 0 | 0 | 0 | 0 | 14-3 | 0-0 | 0 | 0.00 | 11 |
| Feb 28 | CHARLOTTE | | 2.0 | 3 | 1 | 1 | 0 | 3 | 1 | 0 | 1 | 1 | 0 | 0 | 0 | 11-10 | 0-0 | 0 | 2.25 | 33 |
| Mar 04 | ULM | * | 3.0 | 1 | 0 | 0 | 1 | 6 | 0 | 0 | 0 | 0 | 0 | 0 | 0 | 14-1 | 1-0 | 0 | 1.29 | 41 |
| Mar 08 | PORTLAND | | 1.0 | 1 | 0 | 0 | 0 | 1 | 0 | 0 | 0 | 0 | 0 | 0 | 0 | 10-0 | 1-0 | 0 | 1.12 | 14 |
| Mar 11 | UCA | * | 3.0 | 1 | 0 | 0 | 0 | 3 | 1 | 0 | 0 | 0 | 0 | 0 | 0 | 9-2 | 2-0 | 0 | 0.82 | 39 |
| Totals | | 2 | 11.0 | 6 | 1 | 1 | 2 | 16 | 2 | 0 | 1 | 1 | 0 | 0 | 0 | 66-22 | 2-0 | 0 | 0.82 | - |

#46 Christian Foutch - 1 game (All games)

| Date | Opponent | Pos | AB | R | H | RBI | 2B | 3B | HR | BB | SB | CS | HBP | SAC | SF | GDP | K | PO | A | E | Avg |
|--------|---------------|-----|----|---|---|-----|----|----|----|----|----|----|-----|-----|----|-----|---|----|---|---|------|
| Feb 14 | WASHINGTON ST | p | 0 | 0 | 0 | 0 | 0 | 0 | 0 | 0 | 0 | 0 | 0 | 0 | 0 | 0 | 0 | 0 | 1 | 0 | .000 |
| Totals | | 0gs | 0 | 0 | 0 | 0 | 0 | 0 | 0 | 0 | 0 | 0 | 0 | 0 | 0 | 0 | 0 | 0 | 1 | 0 | .000 |

On base pct. .000 • Slugging pct. .000



INDIVIDUAL GAME-BY-GAME

#46 Christian Foutch - 5 appearances (All games)

| Date | Opponent | GS | IP | H | R | ER | BB | SO | 2B | 3B | HR | WP | BK | HBP | IBB | Score | W-L | Sv | ERA | NP |
|--------|---------------|----|-----|---|---|----|----|----|----|----|----|----|----|-----|-----|-------|-----|----|------|----|
| Feb 14 | WASHINGTON ST | | 2.0 | 2 | 1 | 0 | 0 | 0 | 0 | 0 | 0 | 0 | 0 | 0 | 0 | 3-2 | 1-0 | 0 | 0.00 | 32 |
| Feb 22 | vs TCU | | 1.1 | 1 | 0 | 0 | 2 | 1 | 0 | 0 | 0 | 0 | 0 | 0 | 0 | 2-1 | 1-0 | 1 | 0.00 | 29 |
| Feb 28 | CHARLOTTE | | 1.0 | 0 | 0 | 0 | 0 | 1 | 0 | 0 | 0 | 0 | 0 | 2 | 0 | 11-10 | 1-0 | 2 | 0.00 | 13 |
| Mar 02 | CHARLOTTE | | 0.0 | 2 | 2 | 2 | 0 | 0 | 0 | 0 | 0 | 1 | 0 | 1 | 0 | 4-3 | 1-0 | 2 | 4.15 | 11 |
| Mar 09 | PORTLAND | | 1.0 | 0 | 0 | 0 | 0 | 1 | 0 | 0 | 0 | 0 | 0 | 1 | 0 | 5-3 | 1-0 | 2 | 3.38 | 18 |
| Totals | | 0 | 5.1 | 5 | 3 | 2 | 2 | 3 | 0 | 0 | 0 | 1 | 0 | 4 | 0 | 25-19 | 1-0 | 2 | 3.38 | - |

#6 Gabe Fraser - 7 games (All games)

| Date | Opponent | Pos | AB | R | H | RBI | 2B | 3B | HR | BB | SB | CS | HBP | SAC | SF | GDP | K | PO | A | E | Avg | |
|--------|---------------|-------|----|---|---|-----|----|----|----|----|----|----|-----|-----|----|-----|---|----|---|---|------|------|
| Feb 15 | WASHINGTON ST | pr | 0 | 0 | 0 | 0 | 0 | 0 | 0 | 0 | 0 | 0 | 0 | 0 | 0 | 0 | 0 | 0 | 0 | 0 | 0 | .000 |
| Feb 22 | vs TCU | *2b | 3 | 0 | 0 | 0 | 0 | 0 | 0 | 0 | 0 | 0 | 0 | 0 | 0 | 0 | 1 | 0 | 2 | 1 | .000 | |
| Feb 25 | GRAMBLING | 2b | 0 | 0 | 0 | 1 | 0 | 0 | 0 | 0 | 0 | 0 | 0 | 0 | 1 | 0 | 0 | 0 | 0 | 0 | .000 | |
| Mar 02 | CHARLOTTE | *2b | 3 | 0 | 1 | 0 | 0 | 0 | 0 | 0 | 0 | 0 | 0 | 0 | 0 | 0 | 0 | 0 | 0 | 0 | .167 | |
| Mar 05 | ULM | pr/2b | 1 | 1 | 0 | 0 | 0 | 0 | 0 | 0 | 0 | 0 | 0 | 0 | 0 | 0 | 0 | 0 | 0 | 0 | .143 | |
| Mar 09 | PORTLAND | 2b | 1 | 0 | 0 | 0 | 0 | 0 | 0 | 0 | 0 | 0 | 0 | 0 | 0 | 0 | 0 | 1 | 1 | 0 | .125 | |
| Mar 11 | UCA | *2b | 4 | 0 | 0 | 0 | 0 | 0 | 0 | 0 | 0 | 0 | 0 | 0 | 0 | 0 | 2 | 1 | 2 | 0 | .083 | |
| Totals | | 3gs | 12 | 1 | 1 | 1 | 0 | 0 | 0 | 0 | 0 | 0 | 0 | 0 | 1 | 0 | 3 | 2 | 5 | 1 | .083 | |

On base pct. .077 • Slugging pct. .083

#20 Gabe Gaeckle - 3 games (All games)

| Date | Opponent | Pos | AB | R | H | RBI | 2B | 3B | HR | BB | SB | CS | HBP | SAC | SF | GDP | K | PO | A | E | Avg |
|--------|-----------------|-----|----|---|---|-----|----|----|----|----|----|----|-----|-----|----|-----|---|----|---|---|------|
| Feb 21 | vs Kansas State | *p | 0 | 0 | 0 | 0 | 0 | 0 | 0 | 0 | 0 | 0 | 0 | 0 | 0 | 0 | 0 | 1 | 3 | 0 | .000 |
| Feb 28 | CHARLOTTE | *p | 0 | 0 | 0 | 0 | 0 | 0 | 0 | 0 | 0 | 0 | 0 | 0 | 0 | 0 | 0 | 0 | 1 | 0 | .000 |
| Mar 07 | PORTLAND | *p | 0 | 0 | 0 | 0 | 0 | 0 | 0 | 0 | 0 | 0 | 0 | 0 | 0 | 0 | 0 | 0 | 1 | 0 | .000 |
| Totals | | 3gs | 0 | 0 | 0 | 0 | 0 | 0 | 0 | 0 | 0 | 0 | 0 | 0 | 0 | 0 | 0 | 1 | 5 | 0 | .000 |

On base pct. .000 • Slugging pct. .000

#20 Gabe Gaeckle - 4 appearances (All games)

| Date | Opponent | GS | IP | H | R | ER | BB | SO | 2B | 3B | HR | WP | BK | HBP | IBB | Score | W-L | Sv | ERA | NP |
|--------|-----------------|----|------|----|----|----|----|----|----|----|----|----|----|-----|-----|-------|-----|----|------|----|
| Feb 14 | WASHINGTON ST | * | 5.0 | 1 | 0 | 0 | 1 | 7 | 0 | 0 | 0 | 1 | 0 | 1 | 0 | 3-2 | 0-0 | 0 | 0.00 | 78 |
| Feb 21 | vs Kansas State | * | 5.2 | 5 | 2 | 2 | 4 | 2 | 1 | 0 | 0 | 0 | 0 | 0 | 0 | 2-3 | 0-0 | 0 | 1.69 | 99 |
| Feb 28 | CHARLOTTE | * | 3.0 | 10 | 9 | 9 | 1 | 3 | 3 | 1 | 1 | 2 | 0 | 0 | 0 | 11-10 | 0-0 | 0 | 7.24 | 66 |
| Mar 07 | PORTLAND | * | 5.1 | 2 | 2 | 2 | 3 | 7 | 0 | 1 | 0 | 1 | 0 | 1 | 0 | 20-3 | 1-0 | 0 | 6.16 | 87 |
| Totals | | 4 | 19.0 | 18 | 13 | 13 | 9 | 19 | 4 | 2 | 1 | 4 | 0 | 2 | 0 | 36-18 | 1-0 | 0 | 6.16 | - |

#29 Cole Gibler - 4 appearances (All games)

| Date | Opponent | GS | IP | H | R | ER | BB | SO | 2B | 3B | HR | WP | BK | HBP | IBB | Score | W-L | Sv | ERA | NP |
|--------|---------------|----|-----|---|---|----|----|----|----|----|----|----|----|-----|-----|-------|-----|----|------|----|
| Feb 17 | WASHINGTON ST | | 1.0 | 0 | 0 | 0 | 1 | 1 | 0 | 0 | 0 | 0 | 0 | 0 | 0 | 12-2 | 0-0 | 0 | 0.00 | 12 |
| Feb 23 | vs Michigan | | 1.0 | 0 | 0 | 0 | 1 | 3 | 0 | 0 | 0 | 0 | 0 | 1 | 0 | 8-6 | 0-0 | 0 | 0.00 | 25 |
| Mar 04 | ULM | | 1.0 | 2 | 1 | 1 | 0 | 3 | 1 | 0 | 0 | 0 | 0 | 0 | 0 | 14-1 | 0-0 | 0 | 3.00 | 22 |
| Mar 11 | UCA | | 2.0 | 1 | 1 | 1 | 1 | 4 | 0 | 0 | 0 | 0 | 0 | 1 | 0 | 9-2 | 0-0 | 0 | 3.60 | 34 |
| Totals | | 0 | 5.0 | 3 | 2 | 2 | 3 | 11 | 1 | 0 | 0 | 0 | 0 | 2 | 0 | 43-11 | 0-0 | 0 | 3.60 | - |



#27 Ryder Helfrick - 15 games (All games)

| Date | Opponent | Pos | AB | R | H | RBI | 2B | 3B | HR | BB | SB | CS | HBP | SAC | SF | GDP | K | PO | A | E | Avg |
|--------|-----------------|------|----|---|---|-----|----|----|----|----|----|----|-----|-----|----|-----|----|-----|---|---|------|
| Feb 14 | WASHINGTON ST | *c | 2 | 1 | 1 | 0 | 0 | 0 | 0 | 2 | 0 | 1 | 0 | 0 | 0 | 0 | 1 | 11 | 1 | 1 | .500 |
| Feb 14 | WASHINGTON ST | *c | 3 | 0 | 1 | 3 | 0 | 1 | 0 | 1 | 0 | 0 | 0 | 0 | 0 | 0 | 1 | 8 | 0 | 0 | .400 |
| Feb 15 | WASHINGTON ST | c | 1 | 0 | 0 | 0 | 0 | 0 | 0 | 0 | 0 | 0 | 0 | 0 | 0 | 0 | 0 | 2 | 0 | 0 | .333 |
| Feb 17 | WASHINGTON ST | *c | 2 | 2 | 1 | 0 | 1 | 0 | 0 | 2 | 0 | 0 | 0 | 0 | 0 | 0 | 1 | 6 | 2 | 0 | .375 |
| Feb 21 | vs Kansas State | *c | 4 | 0 | 1 | 0 | 0 | 0 | 0 | 0 | 0 | 0 | 0 | 0 | 0 | 0 | 0 | 4 | 0 | 0 | .333 |
| Feb 22 | vs TCU | *c | 4 | 0 | 0 | 0 | 0 | 0 | 0 | 0 | 0 | 0 | 0 | 0 | 0 | 0 | 2 | 11 | 0 | 1 | .250 |
| Feb 23 | vs Michigan | *c | 2 | 0 | 0 | 0 | 0 | 0 | 0 | 0 | 0 | 0 | 0 | 0 | 0 | 0 | 2 | 7 | 0 | 0 | .222 |
| Feb 25 | GRAMBLING | *c | 2 | 1 | 1 | 3 | 0 | 0 | 1 | 0 | 0 | 0 | 1 | 0 | 1 | 0 | 1 | 4 | 0 | 0 | .250 |
| Feb 28 | CHARLOTTE | *c | 4 | 0 | 1 | 0 | 0 | 0 | 0 | 0 | 0 | 0 | 0 | 0 | 0 | 0 | 2 | 14 | 1 | 0 | .250 |
| Mar 01 | CHARLOTTE | *c | 3 | 0 | 1 | 1 | 0 | 0 | 0 | 0 | 0 | 0 | 0 | 1 | 0 | 0 | 1 | 15 | 0 | 0 | .259 |
| Mar 02 | CHARLOTTE | *c | 2 | 1 | 0 | 0 | 0 | 0 | 0 | 2 | 0 | 0 | 0 | 0 | 0 | 0 | 1 | 12 | 0 | 0 | .241 |
| Mar 04 | ULM | *c | 3 | 1 | 1 | 1 | 0 | 0 | 1 | 1 | 0 | 0 | 0 | 0 | 0 | 0 | 1 | 12 | 0 | 0 | .250 |
| Mar 07 | PORTLAND | *c | 2 | 1 | 0 | 0 | 0 | 0 | 0 | 1 | 0 | 0 | 1 | 0 | 0 | 0 | 2 | 6 | 2 | 0 | .235 |
| Mar 08 | PORTLAND | *c | 3 | 0 | 0 | 0 | 0 | 0 | 0 | 0 | 0 | 0 | 0 | 0 | 0 | 0 | 0 | 10 | 0 | 0 | .216 |
| Mar 09 | PORTLAND | *c | 4 | 1 | 1 | 1 | 0 | 0 | 1 | 0 | 0 | 0 | 0 | 0 | 0 | 0 | 2 | 7 | 0 | 0 | .220 |
| Totals | | 14gs | 41 | 8 | 9 | 9 | 1 | 1 | 3 | 9 | 0 | 1 | 2 | 1 | 1 | 0 | 17 | 129 | 6 | 2 | .220 |

On base pct. .377 • Slugging pct. .512

#10 Brent Iredale - 17 games (All games)

| Date | Opponent | Pos | AB | R | H | RBI | 2B | 3B | HR | BB | SB | CS | HBP | SAC | SF | GDP | K | PO | A | E | Avg |
|--------|-----------------|------|----|----|----|-----|----|----|----|----|----|----|-----|-----|----|-----|----|----|----|---|------|
| Feb 14 | WASHINGTON ST | *3b | 4 | 0 | 1 | 1 | 0 | 0 | 0 | 0 | 0 | 0 | 0 | 0 | 1 | 0 | 2 | 3 | 1 | 0 | .250 |
| Feb 14 | WASHINGTON ST | *3b | 4 | 2 | 3 | 4 | 1 | 0 | 0 | 1 | 0 | 0 | 0 | 0 | 0 | 0 | 0 | 0 | 2 | 0 | .500 |
| Feb 15 | WASHINGTON ST | *3b | 3 | 2 | 2 | 2 | 0 | 0 | 2 | 1 | 0 | 0 | 0 | 0 | 0 | 0 | 0 | 0 | 3 | 0 | .545 |
| Feb 17 | WASHINGTON ST | *3b | 4 | 0 | 1 | 2 | 0 | 0 | 0 | 0 | 0 | 0 | 1 | 0 | 0 | 0 | 0 | 0 | 3 | 0 | .467 |
| Feb 21 | vs Kansas State | *3b | 3 | 0 | 1 | 0 | 1 | 0 | 0 | 1 | 0 | 0 | 0 | 0 | 0 | 0 | 0 | 0 | 1 | 0 | .444 |
| Feb 22 | vs TCU | *3b | 3 | 1 | 0 | 0 | 0 | 0 | 0 | 1 | 0 | 0 | 0 | 0 | 0 | 0 | 1 | 0 | 0 | 0 | .381 |
| Feb 23 | vs Michigan | *3b | 3 | 0 | 1 | 1 | 0 | 0 | 0 | 1 | 0 | 0 | 1 | 0 | 0 | 0 | 1 | 1 | 1 | 0 | .375 |
| Feb 25 | GRAMBLING | *3b | 1 | 4 | 1 | 0 | 0 | 0 | 0 | 3 | 1 | 0 | 1 | 0 | 0 | 0 | 0 | 0 | 2 | 0 | .400 |
| Feb 28 | CHARLOTTE | *3b | 3 | 2 | 0 | 0 | 0 | 0 | 0 | 1 | 0 | 0 | 1 | 0 | 0 | 0 | 1 | 0 | 5 | 0 | .357 |
| Mar 01 | CHARLOTTE | *3b | 3 | 2 | 2 | 1 | 1 | 0 | 0 | 1 | 0 | 0 | 0 | 0 | 0 | 0 | 0 | 1 | 1 | 0 | .387 |
| Mar 02 | CHARLOTTE | *3b | 4 | 1 | 1 | 0 | 1 | 0 | 0 | 0 | 0 | 0 | 0 | 0 | 0 | 0 | 2 | 0 | 1 | 0 | .371 |
| Mar 04 | ULM | *3b | 2 | 2 | 2 | 3 | 0 | 0 | 1 | 1 | 0 | 0 | 0 | 0 | 1 | 0 | 0 | 0 | 2 | 0 | .405 |
| Mar 05 | ULM | *3b | 2 | 0 | 0 | 0 | 0 | 0 | 0 | 2 | 0 | 0 | 0 | 0 | 0 | 0 | 1 | 0 | 1 | 0 | .385 |
| Mar 07 | PORTLAND | *3b | 4 | 3 | 3 | 8 | 1 | 0 | 2 | 0 | 0 | 0 | 0 | 0 | 0 | 0 | 0 | 0 | 2 | 0 | .419 |
| Mar 08 | PORTLAND | *3b | 3 | 2 | 1 | 0 | 1 | 0 | 0 | 1 | 1 | 0 | 0 | 0 | 0 | 0 | 2 | 0 | 2 | 0 | .413 |
| Mar 09 | PORTLAND | *3b | 3 | 1 | 1 | 3 | 0 | 0 | 1 | 1 | 0 | 0 | 0 | 0 | 0 | 0 | 1 | 0 | 4 | 0 | .408 |
| Mar 11 | UCA | *3b | 2 | 2 | 2 | 4 | 0 | 0 | 1 | 2 | 0 | 0 | 0 | 0 | 0 | 0 | 0 | 0 | 1 | 0 | .431 |
| Totals | | 17gs | 51 | 24 | 22 | 29 | 6 | 0 | 7 | 17 | 2 | 0 | 4 | 0 | 2 | 0 | 11 | 5 | 32 | 0 | .431 |

On base pct. .581 • Slugging pct. .961

#16 Aiden Jimenez - 5 appearances (All games)

| Date | Opponent | GS | IP | H | R | ER | BB | SO | 2B | 3B | HR | WP | BK | HBP | IBB | Score | W-L | Sv | ERA | NP |
|--------|---------------|----|-----|---|---|----|----|----|----|----|----|----|----|-----|-----|-------|-----|----|------|----|
| Feb 14 | WASHINGTON ST | | 1.0 | 2 | 1 | 1 | 0 | 0 | 1 | 0 | 0 | 0 | 0 | 0 | 0 | 14-2 | 0-0 | 0 | 9.00 | 14 |
| Feb 25 | GRAMBLING | | 1.0 | 2 | 1 | 1 | 1 | 1 | 1 | 0 | 0 | 0 | 0 | 0 | 0 | 14-3 | 0-0 | 0 | 9.00 | 23 |
| Mar 01 | CHARLOTTE | | 2.0 | 2 | 0 | 0 | 1 | 4 | 0 | 0 | 0 | 0 | 0 | 0 | 0 | 8-5 | 1-0 | 0 | 4.50 | 28 |
| Mar 04 | ULM | | 1.0 | 2 | 0 | 0 | 0 | 1 | 0 | 0 | 0 | 0 | 0 | 0 | 0 | 14-1 | 1-0 | 0 | 3.60 | 14 |
| Mar 09 | PORTLAND | | 1.0 | 0 | 0 | 0 | 0 | 0 | 0 | 0 | 0 | 0 | 0 | 0 | 0 | 5-3 | 1-0 | 0 | 3.00 | 13 |
| Totals | | 0 | 6.0 | 8 | 2 | 2 | 2 | 6 | 2 | 0 | 0 | 0 | 0 | 0 | 0 | 55-14 | 1-0 | 0 | 3.00 | - |



INDIVIDUAL GAME-BY-GAME

#25 Kuhio Aloy - 14 games (All games)

| Date | Opponent | Pos | AB | R | H | RBI | 2B | 3B | HR | BB | SB | CS | HBP | SAC | SF | GDP | K | PO | A | E | Avg |
|--------|-----------------|------|----|----|----|-----|----|----|----|----|----|----|-----|-----|----|-----|---|----|---|---|------|
| Feb 14 | WASHINGTON ST | *dh | 4 | 2 | 2 | 3 | 1 | 0 | 1 | 1 | 0 | 0 | 0 | 0 | 0 | 0 | 1 | 0 | 0 | 0 | .500 |
| Feb 17 | WASHINGTON ST | *dh | 3 | 2 | 1 | 1 | 0 | 0 | 1 | 2 | 0 | 0 | 0 | 0 | 0 | 0 | 2 | 0 | 0 | 0 | .429 |
| Feb 21 | vs Kansas State | *dh | 4 | 1 | 1 | 1 | 0 | 0 | 1 | 0 | 0 | 0 | 0 | 0 | 0 | 0 | 2 | 0 | 0 | 0 | .364 |
| Feb 22 | vs TCU | ph | 1 | 0 | 1 | 2 | 1 | 0 | 0 | 0 | 0 | 0 | 0 | 0 | 0 | 0 | 0 | 0 | 0 | 0 | .417 |
| Feb 25 | GRAMBLING | *dh | 4 | 2 | 4 | 2 | 1 | 0 | 0 | 1 | 0 | 0 | 0 | 0 | 0 | 0 | 0 | 0 | 0 | 0 | .562 |
| Feb 28 | CHARLOTTE | *dh | 4 | 2 | 2 | 3 | 1 | 0 | 0 | 1 | 0 | 0 | 0 | 0 | 0 | 0 | 0 | 0 | 0 | 0 | .550 |
| Mar 01 | CHARLOTTE | *dh | 3 | 2 | 2 | 3 | 1 | 0 | 1 | 1 | 0 | 0 | 0 | 0 | 0 | 0 | 1 | 0 | 0 | 0 | .565 |
| Mar 02 | CHARLOTTE | *dh | 4 | 0 | 2 | 1 | 0 | 0 | 0 | 0 | 0 | 0 | 0 | 0 | 0 | 0 | 0 | 0 | 0 | 0 | .556 |
| Mar 04 | ULM | *dh | 5 | 2 | 3 | 6 | 0 | 0 | 1 | 0 | 0 | 0 | 0 | 0 | 0 | 1 | 1 | 0 | 0 | 0 | .562 |
| Mar 05 | ULM | *dh | 4 | 1 | 2 | 4 | 0 | 0 | 1 | 1 | 0 | 0 | 0 | 0 | 0 | 0 | 0 | 0 | 0 | 0 | .556 |
| Mar 07 | PORTLAND | *dh | 4 | 3 | 2 | 3 | 1 | 0 | 0 | 1 | 0 | 0 | 0 | 0 | 0 | 0 | 0 | 0 | 0 | 0 | .550 |
| Mar 08 | PORTLAND | *dh | 3 | 0 | 0 | 0 | 0 | 0 | 0 | 1 | 0 | 0 | 0 | 0 | 0 | 0 | 1 | 0 | 0 | 0 | .512 |
| Mar 09 | PORTLAND | *dh | 4 | 0 | 0 | 0 | 0 | 0 | 0 | 0 | 0 | 0 | 0 | 0 | 0 | 0 | 0 | 0 | 0 | 0 | .468 |
| Mar 11 | UCA | *dh | 3 | 3 | 1 | 2 | 0 | 0 | 1 | 1 | 0 | 0 | 1 | 0 | 0 | 0 | 0 | 0 | 0 | 0 | .460 |
| Totals | | 13gs | 50 | 20 | 23 | 31 | 6 | 0 | 7 | 10 | 0 | 0 | 1 | 0 | 0 | 1 | 8 | 0 | 0 | 0 | .460 |

On base pct. .557 • Slugging pct. 1.000

#8 Cam Kozeal - 12 games (All games)

| Date | Opponent | Pos | AB | R | H | RBI | 2B | 3B | HR | BB | SB | CS | HBP | SAC | SF | GDP | K | PO | A | E | Avg |
|--------|-----------------|-------|----|---|----|-----|----|----|----|----|----|----|-----|-----|----|-----|---|----|----|---|------|
| Feb 14 | WASHINGTON ST | *2b | 4 | 2 | 2 | 0 | 2 | 0 | 0 | 0 | 0 | 0 | 0 | 0 | 0 | 0 | 1 | 4 | 2 | 0 | .500 |
| Feb 17 | WASHINGTON ST | *2b | 4 | 2 | 1 | 0 | 0 | 0 | 0 | 0 | 0 | 0 | 0 | 0 | 0 | 0 | 1 | 2 | 4 | 0 | .375 |
| Feb 21 | vs Kansas State | ph/1 | 2 | 0 | 1 | 0 | 1 | 0 | 0 | 0 | 0 | 0 | 0 | 0 | 0 | 0 | 0 | 3 | 0 | 0 | .400 |
| Feb 22 | vs TCU | *1b | 3 | 0 | 0 | 0 | 0 | 0 | 0 | 0 | 0 | 0 | 0 | 1 | 0 | 0 | 1 | 5 | 2 | 0 | .308 |
| Feb 23 | vs Michigan | *1b | 5 | 0 | 1 | 1 | 0 | 0 | 0 | 0 | 0 | 0 | 0 | 0 | 0 | 0 | 0 | 4 | 1 | 0 | .278 |
| Feb 28 | CHARLOTTE | *1b/2 | 5 | 1 | 2 | 1 | 0 | 0 | 0 | 0 | 0 | 0 | 0 | 0 | 0 | 0 | 2 | 6 | 1 | 0 | .304 |
| Mar 01 | CHARLOTTE | *1b | 4 | 0 | 1 | 0 | 0 | 0 | 0 | 0 | 0 | 0 | 0 | 0 | 0 | 0 | 1 | 3 | 0 | 0 | .296 |
| Mar 02 | CHARLOTTE | ph | 1 | 0 | 1 | 0 | 0 | 0 | 0 | 0 | 0 | 0 | 0 | 0 | 0 | 0 | 0 | 0 | 0 | 0 | .321 |
| Mar 04 | ULM | *1b | 4 | 1 | 2 | 2 | 0 | 0 | 1 | 0 | 0 | 0 | 0 | 0 | 0 | 0 | 0 | 5 | 0 | 0 | .344 |
| Mar 07 | PORTLAND | *1b | 4 | 0 | 0 | 1 | 0 | 0 | 0 | 0 | 0 | 0 | 0 | 0 | 0 | 0 | 1 | 9 | 0 | 0 | .306 |
| Mar 08 | PORTLAND | *1b | 4 | 0 | 1 | 0 | 0 | 0 | 0 | 0 | 0 | 1 | 0 | 0 | 0 | 0 | 1 | 5 | 0 | 0 | .300 |
| Mar 11 | UCA | *1b | 3 | 1 | 2 | 3 | 0 | 0 | 1 | 1 | 1 | 0 | 0 | 0 | 0 | 0 | 0 | 5 | 0 | 0 | .326 |
| Totals | | 10gs | 43 | 7 | 14 | 8 | 3 | 0 | 2 | 1 | 1 | 1 | 0 | 1 | 0 | 0 | 8 | 51 | 10 | 0 | .326 |

On base pct. .341 • Slugging pct. .535

#22 Logan Maxwell - 11 games (All games)

| Date | Opponent | Pos | AB | R | H | RBI | 2B | 3B | HR | BB | SB | CS | HBP | SAC | SF | GDP | K | PO | A | E | Avg |
|--------|---------------|------|----|----|----|-----|----|----|----|----|----|----|-----|-----|----|-----|---|----|---|---|------|
| Feb 14 | WASHINGTON ST | *dh | 3 | 0 | 1 | 1 | 0 | 0 | 0 | 1 | 0 | 0 | 0 | 0 | 1 | 0 | 0 | 0 | 0 | 0 | .333 |
| Feb 15 | WASHINGTON ST | *dh | 4 | 0 | 1 | 0 | 0 | 0 | 0 | 0 | 0 | 0 | 0 | 0 | 0 | 0 | 0 | 0 | 0 | 0 | .286 |
| Feb 22 | vs TCU | *dh | 3 | 1 | 0 | 0 | 0 | 0 | 0 | 1 | 0 | 0 | 0 | 0 | 0 | 0 | 1 | 0 | 0 | 0 | .200 |
| Feb 23 | vs Michigan | *dh | 3 | 1 | 0 | 0 | 0 | 0 | 0 | 2 | 0 | 0 | 0 | 0 | 0 | 1 | 0 | 0 | 0 | 0 | .154 |
| Feb 25 | GRAMBLING | *of | 4 | 3 | 2 | 1 | 0 | 0 | 0 | 1 | 0 | 0 | 0 | 0 | 0 | 0 | 0 | 0 | 0 | 0 | .235 |
| Feb 28 | CHARLOTTE | *of | 5 | 2 | 2 | 2 | 0 | 0 | 1 | 0 | 0 | 0 | 0 | 0 | 0 | 0 | 3 | 0 | 0 | 0 | .273 |
| Mar 01 | CHARLOTTE | *of | 4 | 1 | 1 | 2 | 0 | 0 | 1 | 1 | 0 | 0 | 0 | 0 | 0 | 0 | 1 | 0 | 0 | 0 | .269 |
| Mar 02 | CHARLOTTE | *of | 5 | 0 | 3 | 1 | 0 | 0 | 0 | 0 | 0 | 0 | 0 | 0 | 0 | 0 | 0 | 5 | 0 | 0 | .323 |
| Mar 04 | ULM | *of | 4 | 1 | 2 | 0 | 0 | 0 | 0 | 1 | 0 | 0 | 0 | 0 | 0 | 0 | 1 | 1 | 0 | 0 | .343 |
| Mar 07 | PORTLAND | *of | 2 | 2 | 1 | 0 | 0 | 0 | 0 | 1 | 0 | 0 | 0 | 0 | 0 | 0 | 0 | 0 | 0 | 0 | .351 |
| Mar 11 | UCA | *of | 4 | 1 | 0 | 0 | 0 | 0 | 0 | 0 | 0 | 0 | 1 | 0 | 0 | 0 | 2 | 1 | 0 | 0 | .317 |
| Totals | | 11gs | 41 | 12 | 13 | 7 | 0 | 0 | 2 | 8 | 0 | 0 | 1 | 0 | 1 | 1 | 8 | 7 | 0 | 0 | .317 |

On base pct. .431 • Slugging pct. .463

#41 Will McEntire - 1 game (All games)

| Date | Opponent | Pos | AB | R | H | RBI | 2B | 3B | HR | BB | SB | CS | HBP | SAC | SF | GDP | K | PO | A | E | Avg |
|--------|-----------------|-----|----|---|---|-----|----|----|----|----|----|----|-----|-----|----|-----|---|----|---|---|------|
| Feb 21 | vs Kansas State | p | 0 | 0 | 0 | 0 | 0 | 0 | 0 | 0 | 0 | 0 | 0 | 0 | 0 | 0 | 0 | 0 | 1 | 0 | .000 |
| Totals | | 0gs | 0 | 0 | 0 | 0 | 0 | 0 | 0 | 0 | 0 | 0 | 0 | 0 | 0 | 0 | 0 | 0 | 1 | 0 | .000 |

On base pct. .000 • Slugging pct. .000



#41 Will McEntire - 6 appearances (All games)

| Date | Opponent | GS | IP | H | R | ER | BB | SO | 2B | 3B | HR | WP | BK | HBP | IBB | Score | W-L | Sv | ERA | NP |
|--------|-----------------|----|-----|---|---|----|----|----|----|----|----|----|----|-----|-----|-------|-----|----|------|----|
| Feb 14 | WASHINGTON ST | | 2.2 | 2 | 1 | 1 | 0 | 3 | 0 | 0 | 1 | 0 | 0 | 0 | 0 | 3-2 | 0-0 | 0 | 3.38 | 37 |
| Feb 21 | vs Kansas State | | 1.0 | 1 | 0 | 0 | 0 | 0 | 0 | 0 | 0 | 1 | 0 | 0 | 0 | 2-3 | 0-0 | 0 | 2.45 | 10 |
| Feb 23 | vs Michigan | | 1.0 | 2 | 2 | 2 | 1 | 0 | 0 | 0 | 2 | 0 | 0 | 0 | 0 | 8-6 | 0-0 | 0 | 5.79 | 29 |
| Mar 02 | CHARLOTTE | | 1.0 | 0 | 0 | 0 | 0 | 1 | 0 | 0 | 0 | 0 | 0 | 0 | 0 | 4-3 | 1-0 | 0 | 4.76 | 9 |
| Mar 05 | ULM | | 1.0 | 0 | 0 | 0 | 0 | 2 | 0 | 0 | 0 | 0 | 0 | 0 | 0 | 15-3 | 1-0 | 0 | 4.05 | 13 |
| Mar 11 | UCA | | 1.0 | 0 | 0 | 0 | 0 | 2 | 0 | 0 | 0 | 0 | 0 | 1 | 0 | 9-2 | 1-0 | 0 | 3.52 | 17 |
| Totals | | 0 | 7.2 | 5 | 3 | 3 | 1 | 8 | 0 | 0 | 3 | 1 | 0 | 1 | 0 | 41-19 | 1-0 | 0 | 3.52 | - |

#26 Tate McGuire - 2 games (All games)

| Date | Opponent | Pos | AB | R | H | RBI | 2B | 3B | HR | BB | SB | CS | HBP | SAC | SF | GDP | K | PO | A | E | Avg |
|--------|-----------------|-----|----|---|---|-----|----|----|----|----|----|----|-----|-----|----|-----|---|----|---|---|------|
| Feb 21 | vs Kansas State | p | 0 | 0 | 0 | 0 | 0 | 0 | 0 | 0 | 0 | 0 | 0 | 0 | 0 | 0 | 0 | 1 | 1 | 0 | .000 |
| Mar 05 | ULM | p | 0 | 0 | 0 | 0 | 0 | 0 | 0 | 0 | 0 | 0 | 0 | 0 | 0 | 0 | 0 | 0 | 1 | 0 | .000 |
| Totals | | ogs | 0 | 0 | 0 | 0 | 0 | 0 | 0 | 0 | 0 | 0 | 0 | 0 | 0 | 0 | 0 | 1 | 2 | 0 | .000 |

On base pct. .000 • Slugging pct. .000

#26 Tate McGuire - 5 appearances (All games)

| Date | Opponent | GS | IP | H | R | ER | BB | SO | 2B | 3B | HR | WP | BK | HBP | IBB | Score | W-L | Sv | ERA | NP |
|--------|-----------------|----|-----|---|---|----|----|----|----|----|----|----|----|-----|-----|-------|-----|----|------|----|
| Feb 14 | WASHINGTON ST | | 1.0 | 1 | 0 | 0 | 0 | 1 | 0 | 0 | 0 | 0 | 0 | 0 | 0 | 14-2 | 0-0 | 0 | 0.00 | 7 |
| Feb 21 | vs Kansas State | | 1.1 | 2 | 1 | 1 | 0 | 1 | 1 | 0 | 0 | 0 | 0 | 0 | 0 | 2-3 | 0-1 | 0 | 3.86 | 15 |
| Feb 23 | vs Michigan | | 0.1 | 0 | 0 | 0 | 0 | 0 | 0 | 0 | 0 | 0 | 0 | 0 | 0 | 8-6 | 0-1 | 1 | 3.38 | 5 |
| Mar 01 | CHARLOTTE | | 0.2 | 1 | 2 | 2 | 1 | 1 | 0 | 0 | 1 | 0 | 0 | 0 | 0 | 8-5 | 0-1 | 1 | 8.10 | 19 |
| Mar 05 | ULM | | 2.0 | 0 | 0 | 0 | 0 | 2 | 0 | 0 | 0 | 0 | 0 | 0 | 0 | 15-3 | 0-1 | 1 | 5.06 | 25 |
| Totals | | 0 | 5.1 | 4 | 3 | 3 | 1 | 5 | 1 | 0 | 1 | 0 | 0 | 0 | 0 | 47-19 | 0-1 | 1 | 5.06 | - |

#1 Rocco Peppi - 10 games (All games)

| Date | Opponent | Pos | AB | R | H | RBI | 2B | 3B | HR | BB | SB | CS | HBP | SAC | SF | GDP | K | PO | A | E | Avg |
|--------|-----------------|------|----|---|---|-----|----|----|----|----|----|----|-----|-----|----|-----|---|----|---|---|------|
| Feb 14 | WASHINGTON ST | *1b | 4 | 0 | 0 | 0 | 0 | 0 | 0 | 0 | 0 | 0 | 0 | 0 | 0 | 0 | 0 | 4 | 0 | 1 | .000 |
| Feb 14 | WASHINGTON ST | *of | 1 | 2 | 1 | 1 | 1 | 0 | 0 | 2 | 0 | 0 | 1 | 0 | 0 | 0 | 0 | 2 | 0 | 0 | .200 |
| Feb 15 | WASHINGTON ST | *1b | 4 | 0 | 0 | 0 | 0 | 0 | 0 | 0 | 0 | 0 | 0 | 0 | 0 | 0 | 2 | 6 | 0 | 0 | .111 |
| Feb 17 | WASHINGTON ST | *1b | 2 | 0 | 0 | 0 | 0 | 0 | 0 | 0 | 0 | 0 | 1 | 0 | 0 | 0 | 0 | 7 | 1 | 0 | .091 |
| Feb 21 | vs Kansas State | *1b | 2 | 0 | 0 | 0 | 0 | 0 | 0 | 0 | 0 | 0 | 0 | 0 | 0 | 0 | 0 | 8 | 1 | 0 | .077 |
| Feb 25 | GRAMBLING | *1b | 3 | 1 | 2 | 4 | 0 | 0 | 0 | 0 | 0 | 0 | 1 | 0 | 0 | 0 | 0 | 8 | 1 | 0 | .188 |
| Feb 28 | CHARLOTTE | ph/1 | 2 | 1 | 1 | 2 | 1 | 0 | 0 | 0 | 0 | 0 | 1 | 0 | 0 | 0 | 0 | 1 | 0 | 0 | .222 |
| Mar 02 | CHARLOTTE | *1b | 2 | 0 | 0 | 1 | 0 | 0 | 0 | 0 | 0 | 0 | 0 | 0 | 1 | 0 | 1 | 4 | 1 | 0 | .200 |
| Mar 05 | ULM | *1b | 3 | 2 | 0 | 0 | 0 | 0 | 0 | 2 | 0 | 0 | 0 | 0 | 0 | 1 | 0 | 5 | 3 | 0 | .174 |
| Mar 09 | PORTLAND | *1b | 3 | 0 | 1 | 0 | 0 | 0 | 0 | 0 | 0 | 0 | 0 | 0 | 0 | 0 | 1 | 6 | 0 | 0 | .192 |
| Totals | | 9gs | 26 | 6 | 5 | 8 | 2 | 0 | 0 | 4 | 0 | 0 | 4 | 0 | 1 | 1 | 4 | 51 | 7 | 1 | .192 |

On base pct. .371 • Slugging pct. .269

#18 Reese Robinett - 8 games (All games)

| Date | Opponent | Pos | AB | R | H | RBI | 2B | 3B | HR | BB | SB | CS | HBP | SAC | SF | GDP | K | PO | A | E | Avg |
|--------|---------------|------|----|---|---|-----|----|----|----|----|----|----|-----|-----|----|-----|---|----|---|---|------|
| Feb 15 | WASHINGTON ST | 1b | 0 | 0 | 0 | 0 | 0 | 0 | 0 | 0 | 0 | 0 | 0 | 0 | 0 | 0 | 0 | 2 | 0 | 0 | .000 |
| Feb 17 | WASHINGTON ST | ph/1 | 1 | 0 | 0 | 0 | 0 | 0 | 0 | 1 | 0 | 0 | 0 | 0 | 0 | 0 | 1 | 2 | 1 | 0 | .000 |
| Feb 25 | GRAMBLING | 1b | 1 | 0 | 0 | 0 | 0 | 0 | 0 | 0 | 0 | 0 | 0 | 0 | 0 | 0 | 1 | 2 | 0 | 0 | .000 |
| Feb 28 | CHARLOTTE | 1b | 0 | 0 | 0 | 0 | 0 | 0 | 0 | 0 | 0 | 0 | 0 | 0 | 0 | 0 | 0 | 2 | 0 | 0 | .000 |
| Mar 01 | CHARLOTTE | 1b | 0 | 0 | 0 | 0 | 0 | 0 | 0 | 0 | 0 | 0 | 0 | 0 | 0 | 0 | 0 | 3 | 0 | 0 | .000 |
| Mar 02 | CHARLOTTE | 1b | 1 | 0 | 0 | 0 | 0 | 0 | 0 | 0 | 0 | 0 | 0 | 0 | 0 | 0 | 1 | 0 | 0 | 0 | .000 |
| Mar 05 | ULM | 3b | 1 | 0 | 0 | 0 | 0 | 0 | 0 | 0 | 0 | 0 | 0 | 0 | 0 | 0 | 0 | 0 | 0 | 0 | .000 |
| Mar 09 | PORTLAND | 1b | 1 | 0 | 0 | 0 | 0 | 0 | 0 | 0 | 0 | 0 | 0 | 0 | 0 | 0 | 1 | 5 | 0 | 0 | .000 |
| Totals | | ogs | 5 | 0 | 0 | 0 | 0 | 0 | 0 | 1 | 0 | 0 | 0 | 0 | 0 | 0 | 4 | 16 | 1 | 0 | .000 |

On base pct. .167 • Slugging pct. .000



INDIVIDUAL GAME-BY-GAME

#33 Zach Root - 2 games (All games)

| Date | Opponent | Pos | AB | R | H | RBI | 2B | 3B | HR | BB | SB | CS | HBP | SAC | SF | GDP | K | PO | A | E | Avg |
|--------|---------------|-----|----|---|---|-----|----|----|----|----|----|----|-----|-----|----|-----|---|----|---|---|------|
| Feb 14 | WASHINGTON ST | *p | 0 | 0 | 0 | 0 | 0 | 0 | 0 | 0 | 0 | 0 | 0 | 0 | 0 | 0 | 0 | 1 | 0 | 0 | .000 |
| Mar 01 | CHARLOTTE | *p | 0 | 0 | 0 | 0 | 0 | 0 | 0 | 0 | 0 | 0 | 0 | 0 | 0 | 0 | 0 | 0 | 1 | 0 | .000 |
| Totals | | 2gs | 0 | 0 | 0 | 0 | 0 | 0 | 0 | 0 | 0 | 0 | 0 | 0 | 0 | 0 | 0 | 1 | 1 | 0 | .000 |

On base pct. .000 • Slugging pct. .000

#33 Zach Root - 4 appearances (All games)

| Date | Opponent | GS | IP | H | R | ER | BB | SO | 2B | 3B | HR | WP | BK | HBP | IBB | Score | W-L | Sv | ERA | NP |
|--------|---------------|----|------|----|---|----|----|----|----|----|----|----|----|-----|-----|-------|-----|----|------|----|
| Feb 14 | WASHINGTON ST | * | 5.0 | 2 | 1 | 1 | 1 | 8 | 0 | 0 | 0 | 0 | 0 | 0 | 1 | 14-2 | 1-0 | 0 | 1.80 | 75 |
| Feb 22 | vs TCU | * | 5.0 | 2 | 1 | 1 | 2 | 10 | 0 | 0 | 0 | 1 | 0 | 1 | 0 | 2-1 | 1-0 | 0 | 1.80 | 81 |
| Mar 01 | CHARLOTTE | * | 5.1 | 5 | 3 | 3 | 2 | 8 | 3 | 0 | 0 | 0 | 0 | 1 | 0 | 8-5 | 1-0 | 0 | 2.93 | 97 |
| Mar 08 | PORTLAND | * | 6.0 | 3 | 0 | 0 | 1 | 10 | 1 | 0 | 0 | 0 | 0 | 0 | 0 | 10-0 | 2-0 | 0 | 2.11 | 80 |
| Totals | | 4 | 21.1 | 12 | 5 | 5 | 6 | 36 | 4 | 0 | 0 | 1 | 0 | 3 | 0 | 34-8 | 2-0 | 0 | 2.11 | - |

#3 Nolan Souza - 14 games (All games)

| Date | Opponent | Pos | AB | R | H | RBI | 2B | 3B | HR | BB | SB | CS | HBP | SAC | SF | GDP | K | PO | A | E | Avg |
|--------|-----------------|--------|----|---|---|-----|----|----|----|----|----|----|-----|-----|----|-----|----|----|----|---|------|
| Feb 14 | WASHINGTON ST | *2b | 4 | 0 | 1 | 0 | 0 | 0 | 0 | 0 | 1 | 0 | 0 | 0 | 0 | 0 | 2 | 3 | 1 | 0 | .250 |
| Feb 15 | WASHINGTON ST | *2b | 3 | 0 | 0 | 0 | 0 | 0 | 0 | 1 | 0 | 0 | 0 | 0 | 0 | 0 | 3 | 0 | 0 | 0 | .143 |
| Feb 21 | vs Kansas State | *2b | 4 | 0 | 0 | 0 | 0 | 0 | 0 | 0 | 0 | 0 | 0 | 0 | 0 | 0 | 3 | 2 | 1 | 0 | .091 |
| Feb 22 | vs TCU | *2b | 0 | 0 | 0 | 0 | 0 | 0 | 0 | 0 | 0 | 0 | 0 | 0 | 0 | 0 | 0 | 1 | 2 | 0 | .091 |
| Feb 23 | vs Michigan | *2b | 3 | 1 | 0 | 0 | 0 | 0 | 0 | 1 | 0 | 0 | 0 | 0 | 0 | 0 | 1 | 2 | 3 | 0 | .071 |
| Feb 25 | GRAMBLING | *2b | 3 | 0 | 0 | 1 | 0 | 0 | 0 | 1 | 0 | 0 | 0 | 0 | 0 | 0 | 1 | 1 | 4 | 0 | .059 |
| Feb 28 | CHARLOTTE | *2b | 1 | 0 | 0 | 0 | 0 | 0 | 0 | 0 | 0 | 0 | 0 | 0 | 0 | 0 | 0 | 0 | 0 | 0 | .056 |
| Mar 01 | CHARLOTTE | *2b | 4 | 0 | 0 | 1 | 0 | 0 | 0 | 0 | 0 | 0 | 0 | 0 | 0 | 0 | 0 | 1 | 1 | 0 | .045 |
| Mar 02 | CHARLOTTE | *2b | 1 | 1 | 1 | 0 | 0 | 0 | 0 | 0 | 0 | 0 | 0 | 0 | 0 | 0 | 0 | 1 | 1 | 0 | .087 |
| Mar 04 | ULM | *2b | 4 | 2 | 2 | 0 | 1 | 0 | 0 | 0 | 0 | 0 | 0 | 0 | 0 | 0 | 1 | 1 | 0 | 0 | .148 |
| Mar 05 | ULM | *2b/ss | 3 | 1 | 1 | 3 | 0 | 0 | 1 | 2 | 1 | 0 | 0 | 0 | 0 | 0 | 0 | 0 | 0 | 0 | .167 |
| Mar 07 | PORTLAND | *2b | 4 | 1 | 1 | 1 | 0 | 0 | 1 | 0 | 0 | 0 | 0 | 0 | 0 | 0 | 2 | 0 | 2 | 0 | .176 |
| Mar 08 | PORTLAND | *2b | 3 | 2 | 1 | 1 | 0 | 0 | 0 | 0 | 1 | 0 | 0 | 0 | 0 | 0 | 0 | 0 | 1 | 0 | .189 |
| Mar 09 | PORTLAND | *2b/ss | 3 | 0 | 0 | 0 | 0 | 0 | 0 | 0 | 0 | 0 | 0 | 0 | 0 | 0 | 1 | 1 | 3 | 0 | .175 |
| Totals | | 12gs | 40 | 8 | 7 | 7 | 1 | 0 | 2 | 5 | 3 | 0 | 0 | 0 | 0 | 0 | 14 | 13 | 19 | 0 | .175 |

On base pct. .267 • Slugging pct. .350

#4 Justin Thomas Jr. - 15 games (All games)

| Date | Opponent | Pos | AB | R | H | RBI | 2B | 3B | HR | BB | SB | CS | HBP | SAC | SF | GDP | K | PO | A | E | Avg |
|--------|-----------------|------|----|----|----|-----|----|----|----|----|----|----|-----|-----|----|-----|----|----|---|---|------|
| Feb 14 | WASHINGTON ST | *of | 2 | 1 | 0 | 0 | 0 | 0 | 0 | 2 | 1 | 0 | 0 | 0 | 0 | 1 | 0 | 2 | 0 | 0 | .000 |
| Feb 14 | WASHINGTON ST | *of | 2 | 1 | 1 | 0 | 1 | 0 | 0 | 2 | 1 | 0 | 0 | 0 | 0 | 0 | 0 | 2 | 0 | 0 | .250 |
| Feb 15 | WASHINGTON ST | *of | 3 | 0 | 1 | 0 | 0 | 0 | 0 | 0 | 0 | 0 | 0 | 0 | 0 | 0 | 1 | 2 | 0 | 0 | .286 |
| Feb 17 | WASHINGTON ST | *of | 1 | 3 | 1 | 1 | 0 | 0 | 0 | 3 | 0 | 1 | 0 | 0 | 0 | 0 | 0 | 0 | 0 | 0 | .375 |
| Feb 21 | vs Kansas State | *of | 4 | 0 | 0 | 0 | 0 | 0 | 0 | 0 | 0 | 0 | 0 | 0 | 0 | 0 | 3 | 2 | 1 | 0 | .250 |
| Feb 22 | vs TCU | *of | 3 | 0 | 1 | 0 | 0 | 0 | 0 | 0 | 0 | 0 | 0 | 0 | 0 | 0 | 0 | 3 | 0 | 0 | .267 |
| Feb 23 | vs Michigan | *of | 2 | 1 | 0 | 0 | 0 | 0 | 0 | 1 | 0 | 1 | 1 | 0 | 0 | 0 | 2 | 0 | 0 | 0 | .235 |
| Feb 25 | GRAMBLING | *of | 3 | 1 | 2 | 1 | 1 | 0 | 1 | 1 | 0 | 0 | 0 | 0 | 0 | 0 | 0 | 2 | 0 | 0 | .300 |
| Feb 28 | CHARLOTTE | *of | 4 | 1 | 1 | 1 | 0 | 0 | 0 | 0 | 0 | 0 | 0 | 0 | 0 | 0 | 1 | 3 | 0 | 0 | .292 |
| Mar 01 | CHARLOTTE | *of | 0 | 0 | 0 | 0 | 0 | 0 | 0 | 0 | 0 | 0 | 0 | 0 | 0 | 0 | 0 | 0 | 0 | 0 | .292 |
| Mar 02 | CHARLOTTE | *of | 3 | 0 | 1 | 0 | 0 | 0 | 0 | 0 | 0 | 1 | 0 | 1 | 0 | 0 | 2 | 1 | 0 | 0 | .296 |
| Mar 05 | ULM | *of | 1 | 2 | 0 | 0 | 0 | 0 | 0 | 2 | 0 | 0 | 1 | 0 | 0 | 0 | 0 | 1 | 0 | 0 | .286 |
| Mar 07 | PORTLAND | *of | 4 | 1 | 1 | 0 | 0 | 0 | 0 | 0 | 1 | 0 | 0 | 0 | 0 | 0 | 2 | 1 | 0 | 0 | .281 |
| Mar 08 | PORTLAND | *of | 2 | 2 | 1 | 2 | 0 | 0 | 1 | 0 | 0 | 0 | 1 | 0 | 0 | 0 | 0 | 2 | 0 | 0 | .294 |
| Mar 09 | PORTLAND | *of | 3 | 0 | 0 | 0 | 0 | 0 | 0 | 0 | 0 | 0 | 0 | 0 | 0 | 0 | 0 | 4 | 0 | 0 | .270 |
| Totals | | 14gs | 37 | 13 | 10 | 5 | 2 | 0 | 2 | 11 | 3 | 3 | 3 | 1 | 0 | 1 | 11 | 25 | 1 | 0 | .270 |

On base pct. .471 • Slugging pct. .486



#9 Wehiwa Aloy - 17 games (All games)

| Date | Opponent | Pos | AB | R | H | RBI | 2B | 3B | HR | BB | SB | CS | HBP | SAC | SF | GDP | K | PO | A | E | Avg |
|--------|-----------------|------|----|----|----|-----|----|----|----|----|----|----|-----|-----|----|-----|---|----|----|---|------|
| Feb 14 | WASHINGTON ST | *ss | 5 | 0 | 1 | 0 | 0 | 0 | 0 | 0 | 1 | 0 | 0 | 0 | 0 | 0 | 2 | 2 | 5 | 0 | .200 |
| Feb 14 | WASHINGTON ST | *ss | 2 | 2 | 0 | 0 | 0 | 0 | 0 | 1 | 0 | 0 | 2 | 0 | 0 | 1 | 0 | 0 | 3 | 0 | .143 |
| Feb 15 | WASHINGTON ST | *ss | 3 | 1 | 1 | 2 | 0 | 0 | 1 | 0 | 0 | 0 | 1 | 0 | 0 | 0 | 1 | 0 | 3 | 0 | .200 |
| Feb 17 | WASHINGTON ST | *ss | 3 | 0 | 2 | 2 | 0 | 0 | 0 | 2 | 0 | 0 | 0 | 0 | 0 | 0 | 0 | 1 | 1 | 0 | .308 |
| Feb 21 | vs Kansas State | *ss | 4 | 1 | 2 | 1 | 0 | 0 | 1 | 0 | 0 | 0 | 0 | 0 | 0 | 0 | 1 | 3 | 5 | 0 | .353 |
| Feb 22 | vs TCU | *ss | 3 | 0 | 0 | 0 | 0 | 0 | 0 | 0 | 0 | 0 | 1 | 0 | 0 | 0 | 0 | 0 | 3 | 2 | .300 |
| Feb 23 | vs Michigan | *ss | 4 | 3 | 4 | 2 | 1 | 0 | 1 | 1 | 0 | 0 | 0 | 0 | 0 | 0 | 0 | 0 | 1 | 2 | .417 |
| Feb 25 | GRAMBLING | *ss | 4 | 1 | 1 | 0 | 0 | 0 | 0 | 1 | 0 | 0 | 0 | 0 | 0 | 0 | 0 | 1 | 3 | 0 | .393 |
| Feb 28 | CHARLOTTE | *ss | 4 | 1 | 1 | 0 | 1 | 0 | 0 | 1 | 0 | 0 | 0 | 0 | 0 | 0 | 0 | 0 | 1 | 0 | .375 |
| Mar 01 | CHARLOTTE | *ss | 4 | 1 | 1 | 0 | 1 | 0 | 0 | 0 | 0 | 0 | 1 | 0 | 0 | 0 | 1 | 1 | 2 | 0 | .361 |
| Mar 02 | CHARLOTTE | *ss | 5 | 1 | 1 | 0 | 0 | 0 | 0 | 0 | 0 | 0 | 0 | 0 | 0 | 0 | 1 | 2 | 2 | 0 | .341 |
| Mar 04 | ULM | *ss | 5 | 2 | 3 | 0 | 1 | 0 | 0 | 0 | 0 | 0 | 0 | 0 | 0 | 0 | 1 | 1 | 1 | 0 | .370 |
| Mar 05 | ULM | *ss | 4 | 1 | 2 | 2 | 2 | 0 | 0 | 0 | 0 | 0 | 0 | 0 | 0 | 0 | 0 | 0 | 1 | 0 | .380 |
| Mar 07 | PORTLAND | *ss | 3 | 5 | 3 | 4 | 0 | 0 | 2 | 1 | 1 | 0 | 1 | 0 | 0 | 0 | 0 | 3 | 0 | 0 | .415 |
| Mar 08 | PORTLAND | *ss | 4 | 1 | 2 | 4 | 1 | 0 | 1 | 0 | 0 | 0 | 0 | 0 | 0 | 0 | 0 | 1 | 2 | 0 | .421 |
| Mar 09 | PORTLAND | *ss | 3 | 1 | 2 | 1 | 0 | 0 | 0 | 0 | 0 | 0 | 0 | 0 | 0 | 0 | 0 | 1 | 1 | 0 | .433 |
| Mar 11 | UCA | *ss | 5 | 0 | 0 | 0 | 0 | 0 | 0 | 0 | 0 | 0 | 0 | 0 | 0 | 0 | 2 | 2 | 4 | 0 | .400 |
| Totals | | 17gs | 65 | 21 | 26 | 18 | 7 | 0 | 6 | 7 | 2 | 0 | 6 | 0 | 0 | 1 | 9 | 21 | 37 | 2 | .400 |

On base pct. .500 • Slugging pct. .785

#44 Carson Wiggins - 1 game (All games)

| Date | Opponent | Pos | AB | R | H | RBI | 2B | 3B | HR | BB | SB | CS | HBP | SAC | SF | GDP | K | PO | A | E | Avg |
|--------|-----------|-----|----|---|---|-----|----|----|----|----|----|----|-----|-----|----|-----|---|----|---|---|------|
| Mar 01 | CHARLOTTE | p | 0 | 0 | 0 | 0 | 0 | 0 | 0 | 0 | 0 | 0 | 0 | 0 | 0 | 0 | 0 | 0 | 1 | 0 | .000 |
| Totals | | 0gs | 0 | 0 | 0 | 0 | 0 | 0 | 0 | 0 | 0 | 0 | 0 | 0 | 0 | 0 | 0 | 0 | 1 | 0 | .000 |

On base pct. .000 • Slugging pct. .000

#44 Carson Wiggins - 5 appearances (All games)

| Date | Opponent | GS | IP | H | R | ER | BB | SO | 2B | 3B | HR | WP | BK | HBP | IBB | Score | W-L | Sv | ERA | NP |
|--------|---------------|----|-----|---|---|----|----|----|----|----|----|----|----|-----|-----|-------|-----|----|------|----|
| Feb 15 | WASHINGTON ST | | 1.0 | 1 | 0 | 0 | 0 | 1 | 1 | 0 | 0 | 0 | 0 | 0 | 0 | 5-2 | 0-0 | 1 | 0.00 | 20 |
| Feb 23 | vs Michigan | | 0.0 | 1 | 1 | 1 | 1 | 0 | 0 | 0 | 0 | 2 | 0 | 0 | 0 | 8-6 | 0-0 | 1 | 9.00 | 5 |
| Feb 25 | GRAMBLING | | 1.0 | 0 | 0 | 0 | 0 | 1 | 0 | 0 | 0 | 0 | 0 | 0 | 0 | 14-3 | 0-0 | 1 | 4.50 | 10 |
| Mar 01 | CHARLOTTE | | 1.0 | 0 | 0 | 0 | 0 | 2 | 0 | 0 | 0 | 0 | 0 | 0 | 0 | 8-5 | 0-0 | 2 | 3.00 | 13 |
| Mar 09 | PORTLAND | | 1.0 | 0 | 0 | 0 | 0 | 1 | 0 | 0 | 0 | 1 | 0 | 0 | 0 | 5-3 | 0-0 | 3 | 2.25 | 12 |
| Totals | | 0 | 4.0 | 2 | 1 | 1 | 1 | 5 | 1 | 0 | 0 | 3 | 0 | 0 | 0 | 40-19 | 0-0 | 3 | 2.25 | - |

#14 Gage Wood - 2 appearances (All games)

| Date | Opponent | GS | IP | H | R | ER | BB | SO | 2B | 3B | HR | WP | BK | HBP | IBB | Score | W-L | Sv | ERA | NP |
|--------|---------------|----|-----|---|---|----|----|----|----|----|----|----|----|-----|-----|-------|-----|----|------|----|
| Feb 15 | WASHINGTON ST | * | 5.0 | 2 | 2 | 2 | 1 | 7 | 1 | 1 | 0 | 1 | 0 | 0 | 0 | 5-2 | 0-0 | 0 | 3.60 | 77 |
| Feb 23 | vs Michigan | * | 2.0 | 2 | 1 | 0 | 0 | 6 | 0 | 0 | 0 | 0 | 0 | 1 | 0 | 8-6 | 0-0 | 0 | 2.57 | 39 |
| Totals | | 2 | 7.0 | 4 | 3 | 2 | 1 | 13 | 1 | 1 | 0 | 1 | 0 | 1 | 0 | 13-8 | 0-0 | 0 | 2.57 | - |



2025 SCHEDULE / RESULTS

| FEB. | Opponent | Score | Winning Pitcher | Losing Pitcher | Save | Attendance | Time |
|------|-------------------------|-------------|--------------------|----------------|-------------|------------|------|
| 14 | Washington State [DH-1] | W, 3-2 (10) | Foutch (1-0) | Stowe (0-1) | | --- | 3:19 |
| 14 | Washington State [DH-2] | W, 14-2 (7) | Root (1-0) | Lewis (0-1) | | 9,112 | 2:16 |
| 15 | Washington State | W, 5-2 | Carter (1-0) | Tedesco (0-1) | Wiggins (1) | 9,418 | 2:46 |
| 17 | Washington State | W, 12-2 (7) | Beidelschies (1-0) | Chambers (0-1) | | 8,780 | 2:30 |
| 21 | vs. Kansas State ^ | L, 3-2 | Dean (1-0) | McGuire (0-1) | | 13,886 | 2:37 |
| 22 | vs. #22 TCU ^ | W, 2-1 | Beidelschies (2-0) | LaPour (1-1) | Foutch (1) | 17,994 | 2:55 |
| 23 | vs. Michigan ^ | W, 8-6 | Carter (2-0) | DeVooght (2-1) | McGuire (1) | 12,862 | 3:44 |
| 25 | Grambling | W, 14-3 (7) | Bybee (1-0) | Robinson (0-1) | | 9,073 | 2:40 |
| 28 | Charlotte | W, 11-10 | Carter (3-0) | Sarver (0-1) | Foutch (2) | 9,563 | 3:08 |

MARCH

| | | | | | | | |
|----|-------------------|-------------|--------------------|---------------|-------------|--------|------|
| 1 | Charlotte | W, 8-5 | Jimenez (1-0) | Taylor (0-1) | Wiggins (2) | 10,938 | 2:53 |
| 2 | Charlotte | W, 4-3 | McEntire (1-0) | Stanton (0-1) | | 9,199 | 3:04 |
| 4 | ULM | W, 14-1 (7) | Fisher (1-0) | Eager (1-1) | | 8,768 | 2:15 |
| 5 | ULM | W, 15-3 (7) | Bybee (2-0) | Cirelli (0-3) | | 8,624 | 2:25 |
| 7 | Portland | W, 20-3 (7) | Gaeckle (1-0) | Gaston (0-4) | | 9,982 | 2:08 |
| 8 | Portland | W, 10-0 (7) | Root (2-0) | Segel (1-2) | | 10,536 | 1:48 |
| 9 | Portland | W, 5-3 | Beidelschies (3-0) | Rembisz (2-1) | Wiggins (3) | 9,416 | 2:35 |
| 11 | UCA | W, 9-2 | Fisher (2-0) | Titlow (0-1) | | 10,742 | 2:34 |
| 14 | at #13 Ole Miss * | | | | | | |
| 15 | at #13 Ole Miss * | | | | | | |
| 16 | at #13 Ole Miss * | | | | | | |
| 18 | Oral Roberts | | | | | | |
| 19 | Oral Roberts | | | | | | |
| 21 | South Carolina | | | | | | |
| 22 | South Carolina | | | | | | |
| 23 | South Carolina | | | | | | |
| 25 | Missouri State | | | | | | |
| 28 | at Vanderbilt * | | | | | | |
| 29 | at Vanderbilt * | | | | | | |
| 30 | at Vanderbilt * | | | | | | |

APRIL

| | | | | | | | |
|----|-------------------|--|--|--|--|--|--|
| 1 | Grambling @ | | | | | | |
| 4 | Missouri | | | | | | |
| 5 | Missouri | | | | | | |
| 6 | Missouri | | | | | | |
| 8 | Arkansas State | | | | | | |
| 11 | at Georgia * | | | | | | |
| 12 | at Georgia * | | | | | | |
| 13 | at Georgia * | | | | | | |
| 15 | UAPB | | | | | | |
| 17 | Texas A&M | | | | | | |
| 18 | Texas A&M | | | | | | |
| 19 | Texas A&M | | | | | | |
| 22 | Little Rock | | | | | | |
| 23 | Little Rock | | | | | | |
| 25 | at Florida * | | | | | | |
| 26 | at Florida * | | | | | | |
| 27 | at Florida * | | | | | | |
| 29 | at Missouri State | | | | | | |

MAY

| | | | | | | | |
|----|-------------|--|--|--|--|--|--|
| 1 | Texas * | | | | | | |
| 2 | Texas * | | | | | | |
| 3 | Texas * | | | | | | |
| 9 | at LSU * | | | | | | |
| 10 | at LSU * | | | | | | |
| 11 | at LSU * | | | | | | |
| 15 | Tennessee * | | | | | | |
| 16 | Tennessee * | | | | | | |
| 17 | Tennessee * | | | | | | |

* SEC opponent

^ Amegy Bank College Baseball Series (Globe Life Field in Arlington, Texas)

@ Game played at Dickey-Stephens Park in North Little Rock, Ark.