




ARKANSAS BASEBALL



ArkansasRazorbacks.com ||| @RazorbackBSB ||| Contact: Oliver Grigg (ogrigg@uark.edu)

2025 SCHEDULE & RESULTS

FEBRUARY

14	WASHINGTON STATE [DH-1]	SECN+	W, 3-2 (10)
14	WASHINGTON STATE [DH-2]	SECN+	W, 14-2 (7)
15	WASHINGTON STATE	SECN+	W, 5-2
17	WASHINGTON STATE	SECN+	W, 12-2 (7)
21	vs. Kansas State ^	FloCollege	L, 3-2
22	vs. #22 TCU ^	FloCollege	W, 2-1
23	vs. Michigan ^	FloCollege	W, 8-6
25	GRAMBLING	SECN+	W, 14-3 (7)
28	CHARLOTTE	SECN+	W, 11-10

MARCH

1	CHARLOTTE	SECN+	W, 8-5
2	CHARLOTTE	SECN+	W, 4-3
4	ULM	SECN+	W, 14-1 (7)
5	ULM	SECN+	W, 15-3 (7)
7	PORTLAND	SECN+	W, 20-3 (7)
8	PORTLAND	SECN+	W, 10-0 (7)
9	PORTLAND	SECN+	W, 5-3
11	UCA	SECN+	W, 9-2
14	#13 Ole Miss *	SECN+	L, 10-6
15	#13 Ole Miss *	SECN+	W, 12-3
16	#13 Ole Miss *	SECN+	W, 12-9
18	ORAL ROBERTS	SECN+	W, 4-1
19	ORAL ROBERTS	SECN+	3 P.M.
21	SOUTH CAROLINA *	SECN+	6:30 P.M.
22	SOUTH CAROLINA *	SECN+	2 P.M.
23	SOUTH CAROLINA *	SECN+	2 P.M.
25	MISSOURI STATE	SECN+	6 P.M.
28	Vanderbilt *	SECN	7 p.m.
29	Vanderbilt *	SECN+	2 p.m.
30	Vanderbilt *	SECN+	1 p.m.

APRIL

1	GRAMBLING @	SECN+	6 P.M.
4	MISSOURI *	SECN	7 P.M.
5	MISSOURI *	SECN+	6 P.M.
6	MISSOURI *	SECN+	2 P.M.
8	ARKANSAS STATE	SECN	6 P.M.
11	Georgia *	SECN+	5 p.m.
12	Georgia *	SECN+	1 p.m.
13	Georgia *	SECN+	Noon
15	UAPB	SECN+	6 P.M.
17	TEXAS A&M *	SECN	7 P.M.
18	TEXAS A&M *	SECN+	6:30 P.M.
19	TEXAS A&M *	SECN+	4 P.M.
22	LITTLE ROCK	SECN+	6:30 P.M.
23	LITTLE ROCK	SECN	5 P.M.
25	Florida *	SECN+	5:30 p.m.
26	Florida *	SECN	2 p.m.
27	Florida *	SECN+	Noon
29	Missouri State	ESPN+	6 p.m.

MAY

1	TEXAS *	ESPN2	6 P.M.
2	TEXAS *	SECN	7 P.M.
3	TEXAS *	SECN+	2 P.M.
9	LSU *	SECN+	6:30 p.m.
10	LSU *	SECN	5:30 p.m.
11	LSU *	SECN	3 p.m.
15	TENNESSEE *	SECN+	6:30 P.M.
16	TENNESSEE *	SECN+	6:30 P.M.
17	TENNESSEE *	SECN+	2 P.M.

All times Central; Home game in **BOLD**; * - SEC opponent

^ - Amegy Bank College Baseball Series (Globe Life Field in Arlington, Texas)

@ - Game played at Dickey-Stephens Park in North Little Rock, Ark.

GAME 22 ||| ORAL ROBERTS vs. #3 ARKANSAS ||| MARCH 19

FAYETTEVILLE, ARK. ||| BAUM-WALKER STADIUM ||| SEC NETWORK+



12-7
1-2 Summit



19-2
2-1 SEC

ORU GOLDEN EAGLES

In the Polls.....NR (BA) | NR (D1Baseball)
NR (NCBWA) | NR (PG) | NR (USA Today)
 Head Coach.....Ryan Folmar
 Career Record.....410-263-1 (13th season)
 Record at Oral Roberts.....Same

ARKANSAS RAZORBACKS

In the Polls.....3 (BA) | 3 (D1Baseball)
5 (NCBWA) | 7 (PG) | 3 (USA Today)
 Head Coach.....Dave Van Horn
 Career Record.....1,487-699 (37th season)
 Record at Arkansas.....902-459 (23rd season)

ON THE MOUND

Oral Roberts RHP Luke Puffinbarger (0-0, 0.00 ERA)

vs.

Arkansas LHP Colin Fisher (2-0, 3.09 ERA)

LEADING OFF

WEDNESDAY MATINEE AT BAUM-WALKER

- Third-ranked Arkansas, winners of 17 consecutive midweek contests, closes out its double midweek series against Oral Roberts on March 19.
- First pitch in the double midweek series finale between the Razorbacks and Golden Eagles is scheduled for 3 p.m. Wednesday, March 19, on SEC Network+ with Brett Dolan (play-by-play) and Troy Eklund (analyst) on the call.

STRONG START

- Entering the double midweek series, Arkansas was off to an 18-2 overall start through its first 20 games of the year for the third consecutive season, and for the seventh 18-2 time in the Dave Van Horn era (2003-present).
- Arkansas has started 18-2 or better on seven occasions under DVH: 2003 (18-2), 2005 (18-2), 2012 (18-2), 2019 (18-2), 2023 (18-2), 2024 (18-2) and 2025 (18-2).

TWENTY WINS

- With a double midweek series sweep, the Hogs would improve to 20-2 overall through their first 22 games this year.
- Since 1960, Arkansas has started 20-2 overall or better through its first 22 games only five times in program history: 1982 (20-1-1), 1996 (20-2), 2005 (20-2), 2012 (20-2) and 2023 (20-2).

HISTORY LESSON

- Arkansas is 72-35 all-time against Oral Roberts, including a 41-14 record in games played in Fayetteville.
- Under head coach Dave Van Horn, the Razorbacks are 18-6 overall and 12-3 against the Golden Eagles at Baum-Walker Stadium.

MIDWEEK MAGIC

- After double midweek-opening win against Oral Roberts, Arkansas has won 17 consecutive midweek games.
- The Hogs went 12-0 in midweek games in 2024 and are 5-0 in midweek matchups in 2025 with wins over Grambling, ULM, UCA and Oral Roberts.
- Arkansas' last midweek loss came against Lipscomb on May 2, 2023, at Dickey-Stephens Park in North Little Rock, Ark.

MR. 900

- With Saturday's win at Ole Miss, Dave Van Horn, the second-winningest coach in program history behind only Norm DeBriyn (1,161), earned his 900th victory in 23 seasons at Arkansas.
- Van Horn is the fourth coach in history to win 900-plus games at an SEC program, joining Mississippi State's Ron Polk (1,139), Vanderbilt's Tim Corbin (937) and Ole Miss' Mike Bianco (920).



Sophomore right-hander **Gabe Gaekle** entered the 2025 campaign as a consensus preseason All-American and as Baseball America's preseason SEC Pitcher of the Year.

GET THE GACK

- Following a historic rookie campaign, **RHP Gabe Gaekle** enters his sophomore campaign as one of college baseball's top pitchers.
- Prior to the 2025 season, the right-hander was named Baseball America's preseason SEC Pitcher of the Year, clinched consensus preseason All-America status from Baseball America, D1Baseball, NCBWA and Perfect Game and earned preseason first-team All-SEC recognition from the league's 16 head coaches.
- It is the second consecutive year that a Razorback has been named Baseball America's preseason SEC Pitcher of the Year. LHP Hagen Smith also earned the distinction prior to the 2024 campaign.
- The Aptos, Calif., native was a unanimous first-team Freshman All-American in 2024 after he made 22 relief appearances for Arkansas and posted a 3-3 record with a 2.32 ERA, 57 strikeouts and a team-leading seven saves in 42.2 innings of work.
- Gaekle became the fifth Razorback freshman pitcher since 2003, head coach Dave Van Horn's first season at the helm of the program, to record five or more saves in a season.

Year	Pitcher	Saves
2024	RHP Gabe Gaekle	7
2023	RHP Gage Wood	5
2022	RHP Brady Tygart	8
2011	RHP Nolan Sanburn	8
2010	RHP DJ Baxendale	7

- Gaekle, who made his first career start in game one of the Opening Day doubleheader, is the sixth Arkansas sophomore to start on the mound on Opening Day and the fifth Arkansas sophomore to start the home opener on Opening Day in the Van Horn era (2003-pres.).
- The right-hander lived up to the preseason hype in his first start of the season, firing five shutout innings with career-high seven strikeouts in a win over Washington State (Feb. 14).
- In his second start of the year, Gaekle worked a career-long 5.2 innings vs. Kansas State (Feb. 22) and struck out a pair.
- Making his first career SEC start at #13 Ole Miss (March 15), Gaekle racked up a career-high eight strikeouts over four innings of work.

THE PRIZED ONE

- **INF Wehiwa Aloy**, whose name means "the prized one" in Hawaiian, leads the Razorback offense with his swagger on and off the field.
- Aloy, one of two Hogs named to this year's preseason watch list for the Golden Spikes Award, started all 60 games at shortstop for the Razorbacks in 2024, his first season at Arkansas after transferring in from Sacramento State following his freshman campaign.
- The Wailuku, Hawai'i, native slashed .270/.355/.485 with a team-high 14 home runs and 56 RBI, finishing his sophomore campaign as the team leader in runs scored (45), multi-RBI games (11), stolen bases (7) and consecutive games reached base safely (31).
- Through 21 games this season, Aloy is slashing .386/.490/.795 with a team-high nine home runs and 24 RBI. The shortstop leads in the team in hits (32), total bases (66) and multi-home run games (2).

KUHIO KRUSH

- **INF/OF Kuhio Aloy**, a BYU transfer, has established himself as one of the most dangerous hitters in college baseball.
- The Hogs' primary designated hitter, who is in his first year at Arkansas, is slashing a team-leading .423/.500/.859 with eight homers and a team-high 34 RBI through 18 games. Aloy is tied with his older brother, Wehiwa, for the team lead in doubles (7).
- Aloy also leads the Hogs in both multi-hit games (10) and multi-RBI game (9) this season. He posted seven consecutive games with multiple hits from Feb. 25-March 7, matching his career high with four hits against Grambling on Feb. 25 and driving in a career-high six RBI against ULM on March 4 during his offensive tear.

BASH BRADDAHS

- Wehiwa and Kuhio Aloy accomplished a rare feat by each hitting a homer in the same inning vs. Kansas State (Feb. 21) in the Amegy Bank College Baseball Series at Globe Life Field in Arlington, Texas.
- The brothers did it once again at #13 Ole Miss (March 15), clobbering back-to-back home runs in the fifth inning of the Razorbacks' win.
- According to Elias Sports Bureau, just seven pairs of brothers since 1900 have each hit a home run in the same inning in MLB history.
- Only two sets of brothers (B.J. and Justin Upton for the Atlanta Braves in 2013; Lloyd and Paul Waner for the Pittsburgh Pirates in 1938) have hit back-to-back home runs in MLB history.





ROOT PIG SOOIE

- **LHP Zach Root**, a transfer from ECU, is one of three prized pitchers that Arkansas landed from the portal during the offseason.
- Root went 6-2 with a 3.56 ERA and 76 strikeouts in 68.1 innings across 13 appearances, including 12 starts, on the mound during his stellar sophomore campaign at ECU in 2024, earning him a spot on the midseason watch list for the Golden Spikes Award.
- The Fort Myers, Fla., native recorded four quality starts last season, punctuated by a career-best seven-inning, 10-strikeout performance against Cal State Fullerton (March 2, 2024).
- Root entered the 2025 campaign with three preseason All-America accolades to his name, collecting national recognition from DIBaseball, NCBWA and Perfect Game this spring.
- The junior left-hander made his first start as a Razorback in game two of the Opening Day doubleheader against Washington State (Feb. 14), spinning five innings of one-run ball with eight strikeouts.
- In his second start of the season, Root matched his career high with 10 strikeouts vs. #22 TCU (Feb. 22) in the Amegy Bank College Baseball Series at Globe Life Field in Arlington, Texas, limiting the Horned Frogs to one run on just two hits and a pair of walks.
- Root racked up eight strikeouts in his start against Charlotte (March 1), 5.1 innings in the Razorbacks' win. He logged his first quality start of the season against Portland (March 6), spinning six shutout innings with a career high-matching 10 strikeouts.

CHEESE

- **LHP Landon Beidelschies**, a transfer from Ohio State, is another prized pitcher that Arkansas landed from the portal this offseason.
- Beidelschies, referred to as "Cheese" by his teammates, was the Buckeyes' Friday night starter as a sophomore in 2024, going 6-7 with a 4.15 ERA and 91 strikeouts in 84.2 innings across 15 starts.
- The left-hander logged seven quality starts and recorded a career-high 12 strikeouts at West Virginia (March 15, 2024) last season.
- The Canfield, Ohio, native, entered the 2025 campaign as a Perfect Game preseason All-American as well as a preseason All-SEC honoree from the league's 16 head coaches.
- Beidelschies made his Arkansas debut against Washington State (Feb. 17), striking out seven over five innings of one-run ball.
- He made his first appearance of the season in a relief role vs. #22 TCU (Feb. 22) in the Amegy Bank College Baseball Series at Globe Life Field in Arlington, Texas, working 2.2 scoreless innings to help.
- The lefty logged his first quality start of the year against Charlotte (March 2), twirling 6.1 innings of one-run ball with seven strikeouts.

THE FIREMAN

- **RHP Christian Foutch** is expected to take on a much larger role in the bullpen this season after a strong sophomore campaign in 2024.
- The hard-throwing righty made 20 appearances in relief last season, going 1-0 with a 0.81 ERA, 20 strikeouts and one save in 22.1 innings.
- The Littleton, Colo., native allowed only two runs, finishing the season with the lowest ERA by a Razorback pitcher to appear in at least 20 percent of the team's games since RHP Kevin Kopps recorded a 0.90 ERA in 89.2 innings over 33 outings in 2021.
- Foutch entered 2025 with NCBWA preseason All-America honors and preseason All-SEC praise from the league's 16 head coaches. He was also named to the preseason watch list for the NCBWA Stopper of the Year Award, given to the top reliever in college baseball.
- Foutch, who is tied for the team lead in saves (3) this year, locked down his first save of the season vs. #22 TCU (Feb. 22) in the Amegy Bank College Baseball Series at Globe Life Field in Arlington, Texas.
- His first save of the year was the second of his career as well as the first multi-inning save of his career.

AUSSIE, AUSSIE, AUSSIE

- Highly touted junior-college prospect **INF Brent Iredale** has not disappointed since arriving at Arkansas in the fall.
- Iredale powered the Razorbacks to an Opening Weekend series win against Washington State, slashing a team-leading .467/.526/.933 with two home runs and nine RBI over four games.
- The Sydney, Australia, native, making his Arkansas debut after beginning his collegiate career at New Mexico JC, became the first Razorback with nine RBI in a season-opening series since OF Heston Kjerstad accomplished the feat against Eastern Illinois on Opening Weekend in 2020. Kjerstad hit four home runs during Arkansas' season-opening sweep of Eastern Illinois, homering twice and recording six RBI in the series finale.
- Iredale, Kjerstad, INF Carson Shaddy (9 RBI vs. Bucknell, 2018) and OF Sam Bates (9 RBI vs. Villanova, 2012) are the only Hogs in the Dave Van Horn era (2003-pres.) with nine RBI in a season-opening series.
- Iredale turned in a historic day at the plate against Portland (March 7), going 3-for-3 with two home runs and eight RBI to become the first Razorback with eight RBI in a game since Rodney Nye accomplished the feat against ORU on April 14, 1999.
- The Razorback third baseman was one RBI shy of matching Ryan Lundquist's single-game program record of nine RBI, which he accomplished against Central Missouri State on March 4, 1997.
- Iredale's 11 total RBI in the series sweep of Portland also marked the most by a Razorback in a three-game series in the DVH era.
- Through his first 21 games as a Razorback, Iredale is slashing .383/.554/.833 with seven home runs and 31 RBI on the year. He has recorded two multi-home run games this season, doing so against Washington State (Feb. 15) and Portland (March 7).

GOT THAT WOOD

- **RHP Gage Wood** has worked in a variety of roles on the Razorback pitching staff throughout the first two years of his career.
- As a sophomore in 2024, the Batesville, Ark., native made 22 appearances, including three starts, and posted a 3-2 record with a 4.46 ERA, 56 strikeouts and two saves in 40.1 innings of work.
- As a true freshman in 2023, Wood was Arkansas' closer, going 2-0 with a 4.80 ERA, 42 strikeouts and a team-leading five saves in 30.0 innings of work to earn a spot on the Freshman All-SEC Team.
- All five of Wood's saves came in SEC play, and all five of his saves were of the multi-inning variety, including three three-inning saves.
- Now a junior, the right-hander made his first start of the season on the mound against Washington State (Feb. 15), striking out a career-high seven over five innings of two-run ball.

RETURN OF THE MAC (AGAIN)

- Veteran **RHP Will McEntire** can do it all for the Hogs.
- The redshirt senior has pitched in 72 career games with 20 starts, racking up 217 strikeouts over 208.2 innings of work. As a reliever, McEntire has seven career saves, including a career-high four saves in 2024, and at least one save in each of his last three seasons.
- One of McEntire's best outings of his career came in a start against Louisiana Tech (March 11, 2023), throwing a nine-inning complete game with six strikeouts on 97 pitches. He allowed just one unearned run on three hits and a walk in the dominant performance.
- His nine-inning complete game was the first by a Razorback pitcher since RHP Dominic Taccolini's 10-inning complete game shutout against SEC Eastern Division foe Kentucky in 2016.
- His three-hitter was the first by a Hog since RHP Ryne Stanek's nine-inning complete game three-hitter at #6 South Carolina in 2013.



Headlined by pitchers Landon Beidelschies and Zach Root, Arkansas' **transfer portal class** entering the 2025 season was ranked No. 2 in the country by Baseball America.

HOGS' TRANSFER PORTAL CLASS RANKED NO. 2 BY BASEBALL AMERICA

- Arkansas' transfer portal class coming into the 2025 season was ranked No. 2 in the country by Baseball America.
- The publication's top 100 transfer portal rankings feature eight Hog newcomers, including one in the top 10 and four among the top 50.
- The list includes **LHP Landon Beidelschies** (No. 9), **LHP Zach Root** (No. 13), **INF Camden Kozeal** (No. 26), **OF Charles Davalan** (No. 33), **OF Logan Maxwell** (No. 52), **INF/OF Rocco Peppi** (No. 65), **OF Carson Boles** (No. 93) and **INF Michael Anderson** (No. 98).
- In its summary of Arkansas' transfer class, Baseball America writes:

2. Arkansas

No. of top 100 transfers: 8

It was a disappointing end to the season for Arkansas, who—as the No. 4 national seed—saw its season end on its home turf following an upset loss in regional play to Southeast Missouri. The Razorbacks coaching staff entered the offseason with serious work to do as it pertained to both adding and replacing talent, and their transfer class is perhaps the best to come to Fayetteville in the portal era.

*They lost their entire rotation—Hagen Smith, Brady Tygart and Mason Molina—to the draft, but they added two of the best lefthanders in the portal in **Landon Beidelschies** (6-7, 4.15 ERA) and **Zach Root** (6-2, 3.56 ERA). Both will assume a weekend role this spring, and Arkansas has a bevy of weapons who will battle it out for the third starter spot. For as impressive a duo as Beidelschies and Root are, this class really shines positionally.*

Charles Davalan (.288/.413/.514) has no shortage of tools packed into his compact frame, and the Florida Gulf Coast product will likely be the team's everyday center fielder. Infielder **Camden Kozeal** (.284/.349/.439) will almost certainly start at second base, while a handful of other position players will be in the mix for starting roles. After a stunning end to 2024, Arkansas again has the look of a team that will be competing for a national championship.

POWERED BY THE PORTAL

- Head coach Dave Van Horn and the Hogs took full advantage of the transfer portal prior to the 2025 campaign, adding nine Division I transfer and one Division II transfer to the roster in the offseason.

Player	Former School(s)
INF/OF Kuhio Aloy	BYU
INF Michael Anderson	Rhode Island
LHP Landon Beidelschies	Ohio State
OF Carson Boles	Lincoln Memorial (DII)
OF Charles Davalan	FGCU
RHP Aiden Jimenez	Oregon State
INF Cam Kozeal	Vanderbilt
OF Logan Maxwell	TCU
INF/OF Rocco Peppi	Long Beach State/Fresno State
LHP Zach Root	ECU

- D1Baseball Top 85 Impact Transfer Pitchers
 - No. 2 - **LHP Zach Root**
 - No. 5 - **LHP Landon Beidelschies**
- D1Baseball Top 50 Impact Transfer Hitters
 - No. 13 - **OF Charles Davalan**
 - No. 16 - **OF Logan Maxwell**
 - No. 18 - **INF Cam Kozeal**
 - No. 49 - **INF/OF Kuhio Aloy**

- From D1Baseball: Portal Pitchers with Breakout Potential

Zach Root, East Carolina to Arkansas - One of the top prospects in the 2025 draft class, Root started 12 games and appeared in 13 for ECU last season posting a 3.56 ERA in 68.1 innings of work. The 6-foot-1, 185-pounder also struck out 76 and walked 21. The left-hander potentially has one of the best arsenals in the nation, and what you see is what you get. It's an off-speed over fastball package, and he throws four of them average or better (change-up, curveball, cutter, slider). The best of the bunch is the curveball. It has two-plane shape at 79 mph with a total vertical depth of -55" which is comparable to current Major Leaguers Cole Ragans and DL Hall and would place him 20th of current qualified Major League left-handed starter pitchers. He also drew a 48% whiff rate with a .057 xwOBA against this breaker in 2024. His cutter (86-87 mph) and slider (83-85) profiles are very similar with about an inch of horizontal separation and four inches of vertical separation, and both drew strong whiff rates and ball-in-play results. There's a strong pronation bias with his two-seam 91-94 mph fastball that he throws 47% of the time and his low-80s change-up (22% usage) both carry significant arm-side profiles. There's little doubt in our minds that this arsenal, and the accompanying pitchability, translate to immediate success in the SEC, as well as professional baseball. – David Seifert/D1Baseball

JUCO BANDITS

- Arkansas also added a pair of big-name junior college products in **INF Brent Iredale** (New Mexico JC) and **OF Justin Thomas Jr.** (Florida SouthWestern State) to its roster during the offseason.
- D1Baseball Top 50 Impact JUCO Transfer Hitters
 - No. 2 - **INF Brent Iredale**
 - No. 12 - **OF Justin Thomas Jr.**



Featuring eight top 100 transfers and four top 500 freshmen, Arkansas' **newcomer class** entering the 2025 season was ranked No. 3 in the country by Baseball America.

HOGS' NEWCOMER CLASS RANKED NO. 3 BY BASEBALL AMERICA

- Arkansas' newcomer class coming into the 2025 season was ranked No. 3 in the country by Baseball America.
- To get the most accurate read on which college programs have the best incoming talent on their roster heading into 2025, the publication combined each program's transfer haul and recruiting class to come up with an overall ranking of newcomers.
- Baseball America's top 100 transfer portal rankings feature eight Razorback newcomers, including one in the top 10 and four among the top 50, and its top 500 draft rankings include four freshman.
- In its summary of Arkansas' newcomers, Baseball America writes:

3. Arkansas

Top 100 transfers: 8

BA 500 freshmen: 4

Arkansas has a lengthy track record of bringing impact talent to campus, and this year is no different. On top of a fantastic portal haul that includes eight of the top 100 transfers, the Razorbacks bring to campus a quartet of players who ranked on the final iteration of the BA 500.

Left-handers **Landon Beidelschies** (6-7, 4.15 ERA at Ohio State) and **Zach Root** (6-2, 3.56 ERA at East Carolina) are the strength of Arkansas' class of newcomers, but Oklahoma prep fireballer **Carson Wiggins** (No. 78), who is the younger brother of former Razorback and current Cubs prospect Jaxon, will be in contention to log a handful of innings as a freshman.

Former New Mexico JC standout third baseman **Brent Iredale** (.441/.576/1.000) ranked No. 464 on the BA 500 and is already off to a fast start this fall.

Following a disappointing end in 2024, Arkansas has reloaded and looks the part of a national championship contender.

D1BASEBALL TOP 25 IMPACT FRESHMAN CLASSES

- Arkansas' freshman class, headlined by **RHP Carson Wiggins** and **LHP Cole Gibler**, was ranked No. 16 in the country by D1Baseball.
- In its summary of Arkansas' freshman class, D1Baseball writes:

Of all the Razorback freshmen, Carson Wiggins came to campus with the highest accolades. The 94th overall prospect for the 2024 MLB Draft per Prep Baseball, the 6-foot-5 righthander touched 100.8 mph with his fastball while landing a mid-80s slider for strikes. It's a nasty combo that overwhelms opposing hitters, especially when also combined with solid control. He, like Gabe Gaeckle, is not just a wild-armed thrower. It took him just 10 pitches to set down Oklahoma State in order. Arms like Wiggins don't make it to college very often and he'll be a fun one to watch at least for two seasons in Fayetteville - Wiggins will be a draft-eligible sophomore in 2026.

Cole Gibler, a Missouri prep, was ranked the 131st overall prospect for the 2024 MLB Draft by Prep Baseball and he did everything to show deserving of that evaluation. His present pitchability is advanced for most any age, but super impressive for a freshman. With a quick arm he repeats a starter's-type delivery for above average control of three pitches. His fastball sat 92-95 and fired two breaking balls for strikes. Gibler sat down the side in order on 13 pitches, striking out a pair. Although it's a long way off, the 6-foot-2, 200-pound lefty has the look of a high round pick in 2027. - David Seifert/D1Baseball

NEW KIDS ON THE BLOCK

- Perfect Game featured **RHP Carson Wiggins** and **LHP Cole Gibler** in its rankings of the top 75 freshmen coming into the 2025 season.
- Wiggins is the younger brother of RHP Jaxon Wiggins, who pitched for Arkansas from 2021-22 and was selected by the Chicago Cubs in the second round (No. 68 overall) of the 2023 MLB Draft.





Since the start of the 2017 season, Arkansas has recorded **352 total wins**. The Razorbacks are the winningest program in all of college baseball in that span.

MACHINE OF CONSISTENCY

- Since the start of the 2017 season, Arkansas is the winningest college baseball program in the country (as of March 18, 2025).

Team	Total Wins ('17 - '18 - '19 - '20 - '21 - '22 - '23 - '24 - '25)
Arkansas	352 (45 - 48 - 46 - 11 - 50 - 46 - 43 - 44 - 19)
Tennessee	342 (27 - 29 - 40 - 15 - 50 - 57 - 44 - 60 - 20)
LSU	339 (52 - 39 - 40 - 12 - 38 - 40 - 54 - 43 - 21)
Florida	338 (52 - 49 - 34 - 16 - 38 - 42 - 54 - 36 - 17)
Oregon State	338 (56 - 55 - 36 - 5 - 37 - 48 - 41 - 45 - 16)
Southern Miss	337 (50 - 44 - 40 - 12 - 40 - 47 - 46 - 43 - 15)
East Carolina	331 (32 - 44 - 47 - 13 - 44 - 46 - 47 - 46 - 12)
Vanderbilt	327 (36 - 35 - 59 - 13 - 49 - 39 - 42 - 38 - 16)
Dallas Baptist	320 (42 - 42 - 43 - 12 - 41 - 34 - 47 - 45 - 14)
Texas Tech	310 (45 - 45 - 46 - 16 - 39 - 39 - 41 - 33 - 6)

- Under Dave Van Horn, who is in his 23rd year as the Razorbacks' head coach, Arkansas has tallied seven 45-win seasons.

Season	Total Wins
2004	45
2012	46
2017	45
2018	48
2019	46
2021	50
2022	46

- Excluding the shortened 2020 season, the Razorbacks are the only SEC team, and one of only two teams in the country (also Southern Miss), to record 40-plus wins in each of the last seven full seasons.

Season	Overall Wins	SEC Wins
2017	45	18
2018	48	18
2019	46	20
2021	50	22
2022	46	18
2023	43	20
2024	44	20

IT JUST MEANS MORE WINS

- Arkansas has won 18-plus SEC games in seven consecutive seasons.
- LSU is the only other team in SEC history to record at least seven consecutive seasons of 18-plus SEC victories (10 from 1996-2005).
- Arkansas has started 8-4 or better in SEC play for seven consecutive seasons. It is the best stretch of starting 8-4 or better in SEC play by a team since LSU did so in eight consecutive seasons from 1991-98.

THE BIG 2-0

- Arkansas has finished with 20 or more SEC victories in a season five times in program history, including four times under Dave Van Horn.

Year	SEC Record (Finish)
1999	22-8 (SEC overall champions)
2019	20-10 (SEC Western Division champions)
2021	22-8 (SEC overall champions)
2023	20-10 (SEC overall champions)
2024	20-10 (SEC Western Division champions)

- Arkansas reached the 20-win mark in SEC play in back-to-back seasons in 2023 and 2024 for the first time in program history.
- Arkansas, which has reached the 20-win mark in SEC play in four of the last five full seasons, is the first team since LSU between 1994-97 to post four 20-win SEC campaigns in five years.

GONE STREAKING

- Arkansas has recorded 11 winning streaks of 10 or more games since head coach Dave Van Horn took over at the helm of the program.

Winning Streak	Dates
16	March 7, 2020-March 13, 2021
15	Feb. 25-March 22, 2024
15	March 1-28, 2023
13	April 3-23, 2010
12	Feb. 14-March 11, 2025
12	March 5-25, 2022
12	Feb. 11-March 8, 2005
11	March 26-April 12, 2024
10	May 16-June 5, 2021
10	March 4-21, 2012
10	Feb. 11-March 5, 2003

- The Razorbacks' 15-game winning streaks in 2023 and 2024 were their longest in-season winning streak of the Van Horn era.
- They were also the longest in-season winning streaks in program history since the Hogs won the first 18 games of the 1996 season.

MIDWEEK MAGIC

- The Hogs, 4-0 in midweek games in 2025, have won 16 consecutive midweek matchups. Arkansas' most recent midweek loss came against Lipscomb on May 2, 2023, in the final midweek game of 2023.
- Arkansas finished the 2024 season 12-0 in midweek games, posting an unbeaten midweek record for the first time since 2005.
- In 2024, the Razorbacks secured midweek wins against Grambling, UCA, Oral Roberts, Little Rock, Arkansas State and UAPB as well as three two-game midweek series sweeps over San Jose State, Texas Tech and Missouri State to finish with a perfect 12-0 midweek record.
- In 2005, Dave Van Horn's third season as head coach, Arkansas went 9-0 in midweek games, including two wins against Centenary, two wins against Missouri State, two wins against Northern Colorado, two wins against Oral Roberts and one win against Oklahoma State.



30 SEASONS OF BAUM-WALKER STADIUM

- The 2025 campaign marks the 30th season in the history of Baum-Walker Stadium, which opened in 1996. Arkansas maintains an all-time record of 711-243 (.745) in the stadium's 30-year history.
- Arkansas went 34-5 inside the friendly confines of Baum-Walker Stadium during the 2024 season, powered by a program record-tying 27-game winning streak at home from Feb. 19-April 27.
- Excluding 2020, Arkansas has won 28 or more home games in seven straight seasons, including a program-best 34 wins in 2018 and 2024.

Year	Home Record	Overall Record (Postseason)
2017	29-8	45-19 (Regional)
2018	34-4	48-21 (College World Series)
2019	33-7	46-20 (College World Series)
2021	30-8	50-13 (Super Regional)
2022	28-7	46-21 (College World Series)
2023	32-6	43-18 (Regional)
2024	34-5	44-16 (Regional)
2025	15-0	TBD

HOME SWEET BAUM-WALKER

- In order of winning percentage, here are the Razorbacks' top records at home since Baum-Walker Stadium opened in 1996.

Year	Home Record	Winning Percentage
2018	34-4	.895
2024	34-5	.872
2023	32-6	.842
2019	33-7	.825
2004	31-7	.816
2022	28-7	.800

J.B. & JOHNELLE HUNT FAMILY BASEBALL DEVELOPMENT CENTER

- The J.B. & Johnelle Hunt Family Baseball Development Center is a 49,000-square foot baseball performance facility, providing student-athletes with an expanded locker room, team meeting room, strength & conditioning center, training room, nutrition center, pitching development center and an in-venue batting tunnel.
- The one-of-a-kind facility, which opened ahead of the 2022 campaign, sits in the right-field corner of Baum-Walker Stadium.
- It also includes a tunnel to connect the facility to the first-base dugout and postgame press conference room.



The \$27 million, 49,000-square foot **J.B. & Johnelle Hunt Family Baseball Development Center** is the only one of its kind in all of college baseball.



PROHOGS

- Eleven (11) former Hogs played in an MLB game in 2024:


Player	Team	Draft Year
Brian Anderson	Atlanta Braves	2014
Jalen Beeks	Pittsburgh Pirates	2014
Andrew Benintendi	Chicago White Sox	2015
Isaiah Campbell	Boston Red Sox	2019
Dominic Fletcher	Chicago White Sox	2019
Dallas Keuchel	Milwaukee Brewers	2009
Heston Kjerstad	Baltimore Orioles	2020
Grant Koch	Pittsburgh Pirates	2018
James McCann	Baltimore Orioles	2011
Drew Smyly	Chicago Cubs	2010
Ryne Stanek	New York Mets	2013

- Six (6) former Razorbacks have won a World Series championship:

Player	Team	Year
Dick Hughes	St. Louis Cardinals	1967
Eric Hinske (2x)	Boston Red Sox/New York Yankees	2007/2009
Dallas Keuchel	Houston Astros	2017
Andrew Benintendi	Boston Red Sox	2018
Drew Smyly	Atlanta Braves	2021
Ryne Stanek	Houston Astros	2022

MLB DRAFT FACTS

- Arkansas has had at least one player selected in each of the past 50 MLB drafts dating back to 1975.
- The Razorbacks have had double-digit players selected in a single draft on three occasions: 1985 (10), 2013 (11) and 2018 (11).
- Since 2018, no school in the country has had more overall draft selections than Arkansas (53).



Arkansas pitching coach **Matt Hobbs** has developed nine All-Americans, nine All-SEC honorees and 23 MLB draft picks since joining the program prior to the 2019 season.

HOBBS NAMED DIBASEBALL ASSISTANT COACH OF THE YEAR

- Arkansas pitching coach Matt Hobbs was named the DIBaseball Assistant Coach of the Year following the 2024 season.
- Hobbs, who enters his seventh season as pitching coach in 2025, guided his staff to a historic and record-breaking campaign in 2024.
- Arkansas ranked fifth nationally with a 3.87 ERA and a 3.11 strikeout-to-walk ratio and led the country with 12.1 strikeouts per nine innings, powered by a school-record 706 strikeouts.
- Since joining Arkansas as the pitching coach prior to the 2019 campaign, Hobbs has helped develop:
 - » 9 All-Americans
 - » 9 All-SEC honorees, including two SEC pitchers of the year
 - » 23 MLB draft selections, including 16 top 10 rounders
- Under Hobbs's tutelage, RHP Kevin Kopps emerged as the best player in the country in 2021, winning both the Golden Spikes Award and Dick Howser Trophy, and LHP Hagen Smith was the unanimous national pitcher of the year in 2024.
- With Hobbs' help, Smith solidified his status as one of the greatest pitchers in Razorback history, concluding his career as the program's all-time strikeout king and single-season strikeout leader, and departing as the highest-drafted pitcher in school history when he was selected fifth overall by the Chicago White Sox in the 2024.
- Since Hobbs joined the Razorback coaching staff, Arkansas has made two trips to the College World Series (2019, 2022), clinched a pair of overall SEC championships (2021, 2023) and captured four SEC Western Division titles (2019, 2021, 2023, 2024).
- Additionally, the Hogs won Collegiate Baseball's national recruiting championship for the first time in program history in 2023 as Arkansas' star-studded recruiting class was named the nation's best.



Arkansas, the winningest team in the nation since 2017 (333 overall wins), checked in at No. 5 in DIBaseball's biennial rankings of the top 100 programs in college baseball.

HOGS AT NO. 5 IN DIBASEBALL'S TOP 100 PROGRAMS RANKINGS

- Arkansas checked in at No. 5 in DIBaseball's biennial rankings of the top 100 programs in college baseball.
- DIBaseball's rankings place an emphasis on a tradition of consistent winning in the last decade, especially in the last five years, with the ultimate goal being to identify programs in the best shape currently with an eye towards the next five to 10 years.
- DIBaseball writers Aaron Fitt, Kendall Rogers, Mike Rooney, Joe Healy and Mark Etheridge made adjustments to the rankings based on evaluations of coaching staff quality and stability, facilities, scholarship/financial aid situation, conference dynamics, momentum, recruiting and player development proficiency.
- In its summary of the Arkansas program, DIBaseball writes:

The Razorbacks are still chasing the program's first national title, but it's safe to say they've still had a plethora of success over the past few seasons under the direction of long-time and legendary head coach Dave Van Horn. The Hogs recently went 44-16 overall, 20-10 in the SEC, and earned the No. 5 national seed before getting upset in the Fayetteville Regional. Before this past season, the Hogs had gone 43-18 overall (tied for the SEC regular season crown with Florida) in '23 with a No. 3 national seed and yet another Regional host while also going 46-21 overall in '22 with a trip to the College World Series. And in '21, the Hogs went a miraculous 50-13 overall with a 22-8 record in the SEC. That year, the Hogs were the top overall national seed before getting upset in the Fayetteville Super Regional by NC State. Yes, not winning a national title - yet - is a knock on the Hogs, but literally everything else is checked. The Hogs are a perennial power, they're insanely consistent in the toughest conference in college baseball, and the resources are plentiful in Fayetteville. Baum Stadium is exceptional, the player development facilities are the nation's best, and the program is well-positioned in the NIL era. The Hogs are in a fantastic spot moving forward. - Kendall Rogers/DIBaseball



BAUM-WALKER STADIUM RECORDS

13,472

SINGLE-GAME ATTENDANCE (2018)

10,376

SINGLE-SEASON AVERAGE (2022)

394,146

SINGLE-SEASON TICKETS (2024)

711

WINS AT BAUM-WALKER STADIUM

34,796

3-GAME SERIES ATTENDANCE (2022)

ARKANSAS YEAR-BY-YEAR RESULTS AT BAUM-WALKER STADIUM

1996 6-3 (.667)	1997 26-7 (.788)	1998 22-9 (.710)	1999 26-7 (.788)	2000 15-19 (.441)	2001 19-6 (.760)	2002 18-12 (.600)	2003 22-8 (.733)	2004 31-8 (.795)	2005 19-9 (.679)
2006 21-8 (.724)	2007 23-10 (.697)	2008 24-9 (.727)	2009 21-12 (.636)	2010 29-9 (.763)	2011 24-7 (.774)	2012 28-8 (.778)	2013 24-9 (.727)	2014 25-10 (.714)	2015 23-12 (.657)
2016 19-14 (.576)	2017 29-8 (.784)	2018 34-4 (.895)	2019 33-7 (.825)	2020 11-2 (.846)	2021 30-8 (.790)	2022 28-7 (.800)	2023 32-6 (.842)	2024 34-5 (.872)	2025 15-0 (1.000)

Top 20 All-Time Crowds (tickets sold/distributed)

1. USC	13,472	March 3, 2018
2. Mississippi State	12,589	April 25, 2015
3. South Alabama	12,006	March 7, 2020
4. LSU	11,827	April 8, 2017
5. Tennessee	11,787	April 26, 2019
6. Vanderbilt	11,772	May 13, 2022
7. Vanderbilt	11,761	May 14, 2022
8. Auburn	11,742	April 26, 2014
9. Ole Miss	11,736	April 30, 2022
10. LSU	11,714	May 10, 2019
11. Ole Miss	11,651	April 29, 2022
12. Tennessee	11,594	April 27, 2019
13. Mississippi State	11,548	April 1, 2022
14. Mississippi State	11,522	April 2, 2022
15. LSU	11,462	April 9, 2011
16. Arizona State	11,434	April 8, 2009
17. Mississippi State	11,415	April 3, 2022
18. Ole Miss	11,409	May 1, 2022
19. Ole Miss*	11,383	June 9, 2019
20. Ole Miss*	11,350	June 8, 2019

* - NCAA Super Regional
^ - NCAA Regional

Top 20 All-Time Crowds (actual)

1. Missouri State*	12,167	June 6, 2015
2. Missouri State*	11,869	June 5, 2015
3. South Carolina*	11,722	June 9, 2018
4. Missouri State*	11,694	June 7, 2015
5. South Carolina*	11,481	June 10, 2018
6. South Carolina*	11,217	June 11, 2018
7. LSU	11,103	April 9, 2011
8. Arizona State	11,014	April 8, 2009
9. Oral Roberts^	11,088	June 2, 2017
10. LSU	10,987	April 8, 2017
11. Mississippi State	10,837	April 25, 2015
12. Mississippi State	10,784	April 16, 2011
13. USC	10,732	March 3, 2018
14. LSU	10,581	May 5, 2007
15. Texas A&M	10,477	April 20, 2013
16. Missouri State^	10,369	June 3, 2017
17. Missouri State^	10,273	June 5, 2017
18. Central Michigan	10,219	Feb. 20, 2016
19. Auburn	10,217	April 26, 2014
20. Southern Miss^	10,213	June 2, 2018

* - NCAA Super Regional
^ - NCAA Regional

2024 NCAA ATTENDANCE LEADERS

Team	Total Home Attendance		Games
	Average	Total	
1. Arkansas	10,106	394,146	39
2. LSU	10,834	390,033	36
3. Mississippi State	10,903	370,711	34
4. Ole Miss	9,628	298,461	31
5. Texas	7,476	269,143	36
6. Texas A&M	6,431	257,258	40
7. Tennessee	5,339	234,921	44
8. South Carolina	7,045	232,501	33
9. Florida	6,100	195,199	32
10. Florida State	4,982	179,336	36
11. Clemson	4,660	177,094	38
12. East Carolina	4,865	170,277	35
13. Southern Miss	5,317	164,825	31
14. Virginia	4,197	159,483	38
15. Oklahoma State	4,828	144,850	30
16. Nebraska	5,221	135,734	26
17. Auburn	4,244	131,576	31
18. Kentucky	3,952	126,469	32
19. Vanderbilt	3,597	125,887	35
20. Hawaii	3,476	125,131	36



SERIES HISTORY

INSIDE THE SERIES (SINCE 1960): ORAL ROBERTS

Overall Series Record: 72-35
 Record in Fayetteville, Ark.: 41-14
 Record in Tulsa, Okla.: 28-20
 Record at Neutral Sites: 3-1

IN THE DVH ERA (2003-PRESENT): ORAL ROBERTS

Overall Series Record: 18-6
 Record in Fayetteville, Ark.: 12-3
 Record in Tulsa, Okla.: 5-3
 Record at Neutral Sites: 1-0

Previous 11 meetings (Arkansas leads, 11-0)

DATE	SITE	W/L	SCORE
5/12/09	Fayetteville, Ark.	W	3-2
4/20/10	Fayetteville, Ark.	W	9-5
4/19/11	Tulsa, Okla.	W	6-5
4/24/12	Fayetteville, Ark.	W	6-1
5/29/15	Stillwater, Okla.+	W	8-6
6/2/17	Fayetteville, Ark.+	W	3-0
6/4/17	Fayetteville, Ark.+	W	4-3
6/1/18	Fayetteville, Ark.+	W	10-2
4/9/19	Fayetteville, Ark.	W	15-8
3/12/24	Fayetteville, Ark.	W	4-2
3/18/25	Fayetteville, Ark.	W	4-1

BOX SCORE FROM PREVIOUS MEETING



2025 Arkansas Baseball
Oral Roberts at #3 Arkansas
 Mar 18, 2025 at Fayetteville, Ark. (Baum-Walker Stadium)



Oral Roberts 1 (12-7)

Player	ab	r	h	rbi	bb	so	po	a	lob
Will Edmunson rf	3	0	0	0	1	1	2	0	2
Makani Tanaka cf	4	0	0	0	0	1	4	0	0
Cooper Combs lf	4	0	2	0	0	0	2	0	0
Wailele Kane-Yates c	4	0	1	0	0	1	2	0	1
Jack Scharck 2b	4	1	1	0	0	1	5	5	3
Keaton Campbell 3b	4	0	2	0	0	2	0	2	0
Ethan Fender 1b	4	0	1	1	0	1	5	1	0
Owen Coil dh	2	0	0	0	0	1	0	0	0
Matthew Brandt ph/dh	1	0	0	0	1	0	0	0	0
Martell Davis ss	4	0	0	0	0	3	3	2	
Brenden Asher p	0	0	0	0	0	0	0	0	0
Conner Johnson p	0	0	0	0	0	1	0	0	0
Trent Martin p	0	0	0	0	0	0	0	0	0
Keaton Ruthardt p	0	0	0	0	0	0	0	0	0
Totals	34	1	7	1	2	8	24	11	8

Arkansas 4 (19-2)

Player	ab	r	h	rbi	bb	so	po	a	lob
Charles Davalan cf/lf	4	1	3	1	1	0	3	0	0
Wehiwa Aloy ss	4	1	2	0	1	0	1	0	3
Kuhio Aloy dh	5	0	2	1	0	2	0	0	0
Logan Maxwell rf	2	0	0	0	0	0	2	0	0
Justin Thomas Jr. cf	1	0	0	0	0	0	2	0	1
Brent Iredale 3b	1	0	0	1	1	0	0	4	0
Cam Kozeal 1b	3	0	0	0	1	0	10	0	5
Carson Boles lf/rf	2	0	0	0	2	0	0	0	0
Nolan Souza 2b	4	1	0	0	0	0	1	3	3
Zane Becker c	2	0	1	0	1	0	7	0	0
Gabe Fraser pr	0	1	0	0	0	0	0	0	0
Ryder Helfrick c	0	0	0	0	0	0	1	0	0
Ben Bybee p	0	0	0	0	0	0	0	0	0
Cole Gibler p	0	0	0	0	0	0	0	0	0
Parker Coil p	0	0	0	0	0	0	0	0	0
Christian Foutch p	0	0	0	0	0	0	0	0	0
Totals	28	4	8	3	7	2	27	7	12

Score by Innings	1	2	3	4	5	6	7	8	9	R	H	E
Oral Roberts	0	0	0	0	1	0	0	0	0	1	7	1
Arkansas	0	1	0	0	2	0	0	1	X	4	8	0

E - W. Kane-Yate(3). DP - ORU 3. LOB - ORU 8; Arkansas 12. HBP - Maxwell; Iredale; Becker. SF - Iredale(4). SB - Becker(1). Reached on CI - Maxwell.

Oral Roberts	ip	h	r	er	bb	so	ab	bf	np	Arkansas	ip	h	r	er	bb	so	ab	bf	np
Brenden Asher	4.0	4	1	1	2	1	15	18	80	Ben Bybee	4.0	1	0	0	0	5	13	13	55
Conner Johnson	2.0	2	2	1	2	0	6	11	45	Cole Gibler	2.0	4	1	1	0	1	10	10	39
Trent Martin	1.0	0	0	0	2	1	3	6	24	Parker Coil	2.0	2	0	0	1	1	8	9	31
Keaton Ruthardt	1.0	2	1	1	1	0	4	5	21	Christian Foutch	1.0	0	0	0	1	1	3	4	14

Win - Gibler (1-0). Loss - C. Johnson (0-1). Save - Foutch (3).
 WP - BrendenAsher(2); Gibler(1). HBP - by BrendenAsher (Maxwell); by C. Johnson (Becker); by T. Martin (Iredale).
 CI - W. Kane-Yate. Inherited runners/scored: None. Pitches/strikes: BrendenAsher 80/50; C. Johnson 45/28; T. Martin 24/9; K. Ruthardt 21/13; Bybee 55/36; Gibler 39/27; Coil 31/19; Foutch 14/6.

Umpires - HP: Chris Coskey 1B: Mark Wagers 2B: Joshua Nolen 3B: Casey Moser
 Start: 6:02 pm Time: 2:46 Attendance: 9922
 Weather: 70s, clear sky, 22 mph S wind

HONORS & AWARDS

INF Wehiwa Aloy

Golden Spikes Award Preseason Watch List
 Bobby Bragan National Collegiate Slugger Award Watch List
 SEC Player of the Week (Feb. 24 & March 10)
 Perfect Game National Player of the Week (March 11)
 Bobby Bragan National Collegiate Slugger Player Of The Week (March 14)

RHP Landon Beidelschies

Perfect Game Preseason All-American (First Team)
 Coaches Preseason All-SEC (Second Team)
 Perfect Game Preseason All-SEC (First Team)

RHP Christian Foutch


NCBWA Preseason All-American (Third Team)
 Coaches Preseason All-SEC (Second Team)
 NCBWA Preseason Stopper of the Year Award Watch List

RHP Gabe Gaeckle

Consensus Preseason All-American
 • Baseball America (Second Team)
 • D1Baseball (Second Team)
 • NCBWA (Second Team)
 • Perfect Game (First Team)
 Baseball America Preseason SEC Pitcher of the Year
 Coaches Preseason All-SEC (First Team)
 Perfect Game Preseason All-SEC (First Team)
 Golden Spikes Award Preseason Watch List

LHP Zach Root

D1Baseball Preseason All-American (Third Team)
 NCBWA Perfect Game Preseason All-American (Third Team)
 Perfect Game Preseason All-American (Second Team)
 Perfect Game Preseason All-SEC (Second Team)



Left-hander **Zach Root** collected three preseason All-America honors, including second-team recognition from Perfect Game and third-team praise from D1Baseball and NCBWA. The ECU transfer went 6-2 with a 3.56 ERA and 76 strikeouts in 68.1 innings across 13 appearances, including 12 starts, on the mound during his sophomore campaign in 2024.



STANDINGS

	SEC	Pct.	GB	All	Pct.	Home	Away	Neutral	Top 25	Top 10	L10	Streak
Alabama	3-0	1.000	-	21-1	.955	13-1	5-0	3-0	6-0	0-0	9-1	W5
LSU	3-0	1.000	-	21-1	.955	17-1	0-0	4-0	0-0	0-0	10-0	W16
Tennessee	3-0	1.000	-	20-1	.952	17-1	0-0	3-0	4-0	3-0	9-1	L1
Texas	3-0	1.000	-	17-2	.895	9-1	3-0	5-1	4-0	0-0	9-1	L1
Arkansas	2-1	.667	1.0	19-2	.905	15-0	2-1	2-1	4-1	0-0	9-1	W3
Auburn	2-1	.667	1.0	17-4	.810	13-3	0-1	4-0	4-1	1-0	7-3	W2
Georgia	2-1	.667	1.0	21-2	.913	16-1	3-1	2-0	2-1	0-0	9-1	W1
Oklahoma	2-1	.667	1.0	18-2	.900	13-0	2-2	3-0	2-1	2-0	8-2	W2
Kentucky	1-2	.333	2.0	14-5	.737	8-2	6-3	0-0	1-2	1-2	6-4	L2
Ole Miss	1-2	.333	2.0	15-5	.750	13-2	0-1	2-2	4-4	2-3	6-4	L3
South Carolina	1-2	.333	2.0	17-5	.773	14-3	2-1	1-1	1-5	1-5	8-2	W1
Vanderbilt	1-2	.333	2.0	16-5	.762	12-0	3-3	1-2	2-3	0-0	7-3	W1
Florida	0-3	.000	3.0	17-5	.773	15-1	2-4	0-0	1-3	1-3	6-4	W1
Mississippi State	0-3	.000	3.0	14-7	.667	11-4	0-1	3-2	1-6	0-3	7-3	W1
Missouri	0-3	.000	3.0	8-11	.421	5-4	0-4	3-3	0-3	0-3	4-6	L4
Texas A&M	0-3	.000	3.0	11-9	.550	10-7	0-0	1-2	0-4	0-0	5-5	W1

SCHEDULE/RESULTS

Tuesday, March 18

East Tennessee State 7, at #1 Tennessee 6 (10 inn.)
 at #6 Florida 16, Jacksonville 4 (7 inn.)
 Murray State 5, at #24 Kentucky 4
 South Carolina 4, Coll. of Charleston 3 (Sagra Park - Columbia, S.C.)
 at #10 Alabama 6, South Alabama 5 (10 inn.)
at #3 Arkansas 4, Oral Roberts 1
 at #16 Auburn 13, Alabama State 9
 #19 Southern Miss 6, #18 Ole Miss 2 (Pearl, Miss.)
 at Mississippi State 16, Jackson State 3 (7 inn.)
 at Texas A&M 17, Texas A&M Corpus Christi 7 (7 inn.)
 at #14 Vanderbilt 13, Belmont 2 (7 inn.)
 at #2 LSU 11, New Orleans 1 (7 inn.)
 at #8 Oklahoma 7, UT Arlington 6
 UTSA 8, at #5 Texas 7 (12 inn.)

Wednesday, March 19

Oral Roberts at #3 Arkansas - 4 p.m. [SECN+]
 Florida A&M at #6 Florida - 6:30 p.m. [SECN+]

Thursday, March 19

*Texas A&M at #14 Vanderbilt - 7 p.m. [SECN]
 *#1 Tennessee at #10 Alabama - 7:30 p.m. [ESPNU]

Friday, March 21

*#16 Auburn at #24 Kentucky - 6:30 p.m. [SECN+]
 *#3 Georgia at #6 Florida - 6:30 p.m. [SECN+]
 *#1 Tennessee at #10 Alabama - 7 p.m. [SECN+]
 *#18 Ole Miss at Missouri - 7 p.m. [SECN+]
 *Texas A&M at #14 Vanderbilt - 7 p.m. [SECN+]
***South Carolina at #3 Arkansas - 7:30 p.m. [SECN+]**
 *Mississippi State at #8 Oklahoma - 7:30 p.m. [SECN+]
 *#2 LSU at #5 Texas - 8 p.m. [SECN]

Saturday, March 22

*#3 Georgia at #6 Florida - 12 p.m. [SECN]
 *#1 Tennessee at #10 Alabama - 2 p.m. [SECN+]
 *#16 Auburn at #24 Kentucky - 2 p.m. [SECN+]
***South Carolina at #3 Arkansas - 3 p.m. [SECN+]**
 *Texas A&M at #14 Vanderbilt - 3 p.m. [SECN+]
 *#18 Ole Miss at Missouri - 5 p.m. [SECN+]
 *Mississippi State at #8 Oklahoma - 5 p.m. [SECN+]
 *#2 LSU at #5 Texas - 7 p.m. [SECN+]

Sunday, March 23

*#3 Georgia at Florida - 1 p.m. [SECN+]
 *#16 Auburn at #24 Kentucky - 2 p.m. [SECN]
***South Carolina at #3 Arkansas - 3 p.m. [SECN+]**
 *#2 LSU at #5 Texas - 3 p.m. [SECN+]
 *Mississippi State at #8 Oklahoma - 3 p.m. [SECN+]
 *#18 Ole Miss at Missouri - 5 p.m. [SECN]

Next Weekend In The SEC (March 27-30)

*Florida at Ole Miss - Thursday-Saturday series
 *Mississippi State at LSU - Thursday-Saturday series
 *Oklahoma at Alabama
***Arkansas at Vanderbilt**
 *Auburn at Georgia
 *Kentucky at Texas A&M
 *Texas at Missouri
 *Tennessee at South Carolina

All times Eastern; Rankings reflect highest among major polls



WEEK 6 **SOUTHEASTERN CONFERENCE** **AS OF MARCH 18**

ACTIVE CAREER LEADERS

Games Played

1.	Kennedy Jones*, South Carolina	193
2.	Michael Braswell III, LSU	189
	Hunter Hines, Mississippi State	189
4.	Josh Pearson, LSU	186
5.	Isaac Humphrey*, Ole Miss	184
6.	Hayden Schott*, Texas A&M	182
7.	Wyatt Henseler*, Texas A&M	180
8.	Rocco Peppi*, Arkansas	178
9.	Jonathan Vastine, Vanderbilt	172
10.	Garrett Staton*, Alabama	170
	Talmadge LeCroy, South Carolina	170
	Luis Hernandez*, LSU	170

Runs Scored

1.	Wyatt Henseler*, Texas A&M	194
2.	Robbie Burnett*, Georgia	179
3.	Cole Hage*, Kentucky	162
	Daniel Dickinson*, LSU	162
5.	Kennedy Jones*, South Carolina	157
6.	Garrett Staton*, Alabama	155
7.	Jace LaViolette, Texas A&M	152
8.	Matt Bergevin*, Texas A&M	148
	Hunter Hines, Mississippi State	148
10.	Isaac Humphrey*, Ole Miss	143
--		
	Wehiwa Aloy*, Arkansas	139
	Rocco Peppi*, Arkansas	127

Hits

1.	Wyatt Henseler*, Texas A&M	254
2.	Kennedy Jones*, South Carolina	254
3.	Hayden Schott*, Texas A&M	229
4.	Hunter Hines, Mississippi State	205
	Rocco Peppi*, Arkansas	205
6.	Robbie Burnett*, Georgia	204
7.	Daniel Dickinson*, LSU	197
8.	Luis Hernandez*, LSU	196
9.	Shaun Montoya*, Kentucky	186
10.	Garrett Staton*, Alabama	185
--		
	Wehiwa Aloy*, Arkansas	182

Doubles

1.	Wyatt Henseler*, Texas A&M	54
2.	Hayden Schott*, Texas A&M	49
3.	Kennedy Jones*, South Carolina	45
4.	Rocco Peppi*, Arkansas	43
5.	Matt Bergevin*, Texas A&M	42
	Devin Burkes, Kentucky	42
7.	Luis Hernandez*, LSU	41
8.	Isaac Humphrey*, Ole Miss	40
9.	Garrett Staton*, Alabama	39
	Jonathan Vastine, Vanderbilt	39
	Daniel Dickinson*, LSU	39
--		
	Wehiwa Aloy*, Arkansas	31

Home Runs

1.	Wyatt Henseler*, Texas A&M	58
2.	Hunter Hines, Mississippi State	57
3.	Jace LaViolette, Texas A&M	55
4.	Ethan Petry, South Carolina	49
	Jared Jones, LSU	49
6.	Colby Shelton, Florida	47
	Robbie Burnett*, Georgia	47
8.	Gavin Kash*, Texas A&M	43
	Cooper McMurray*, Auburn	43
10.	Wehiwa Aloy*, Arkansas	37
	Matt Bergevin*, Texas A&M	37

RBI

1.	Wyatt Henseler*, Texas A&M	200
2.	Hunter Hines, Mississippi State	181
3.	Kennedy Jones*, South Carolina	176
4.	Hayden Schott*, Texas A&M	166
5.	Jace LaViolette, Texas A&M	162
6.	Robbie Burnett*, Georgia	149
7.	Matt Bergevin*, Texas A&M	147
	Gavin Kash*, Texas A&M	147
	Cooper McMurray*, Auburn	147
	Mitchell Sanford*, Ole Miss	147
--		
	Rocco Peppi*, Arkansas	128
	Wehiwa Aloy*, Arkansas	126

HBP

1.	Rocco Peppi*, Arkansas	55
2.	Wyatt Henseler*, Texas A&M	51
3.	Cole Hage*, Kentucky	45
4.	Noah Sullivan*, Mississippi State	44
5.	Cade Kurland, Florida	42
6.	Josh Pearson, LSU	39
7.	Ethan Petry, South Carolina	38
8.	Garrett Staton*, Alabama	37
9.	Devin Burkes, Kentucky	35
10.	Michael Anderson*, Arkansas	34
	Brennen Norton*, Alabama	34

Wins

1.	Ruger Riojas*, Texas	19
2.	Will McEntire, Arkansas	17
	Chase Hungate*, Mississippi State	17
4.	Noah Sullivan*, Mississippi State	15
	Zac Cowan*, LSU	15
6.	Jacob Mayers*, LSU	14
7.	Matthew Becker, South Carolina	13
	Nic McCay*, Kentucky	13
	Jared Spencer*, Texas	13
10.	Grant Stevens*, Oklahoma	12
	Nate Snead*, Tennessee	12
	Kolten Smith, Georgia	12
	Karson Ligon*, Mississippi State	12
	Ryan Prager, Texas A&M	12
--		
	Zach Root*, Arkansas	11
	Dylan Carter, Arkansas	10

Appearances

1.	Chase Hungate*, Mississippi State	77
2.	Brad Rudis, Texas A&M	76
3.	Will McEntire, Arkansas	72
4.	Jackson Nove, Kentucky	67
	Matthew Becker, South Carolina	67
6.	John Armstrong, Auburn	66
7.	Jared Spencer*, Texas	64
8.	Robert Hogan, Kentucky	62
9.	Nate Snead*, Tennessee	60
10.	Carson Myers*, Auburn	59

Saves

1.	Carson Ozmer*, Alabama	14
2.	Alton Davis II, Georgia	12
	Connor Spencer*, Ole Miss	12
	Nate Snead*, Tennessee	12
5.	Simon Gregersen*, Kentucky	10
6.	Jared Spencer*, Texas	9
	Cole Hentschel*, Kentucky	9
8.	Chandler Dorsey*, LSU	7
	Landon Beidelschies*, Arkansas	7
	Ruger Riojas*, Texas	7
	Gage Wood, Arkansas	7
	Will McEntire, Arkansas	7
	Gavin Guidry, LSU	7

Innings Pitched

1.	Nic McCay*, Kentucky	243.0
2.	Will McEntire, Arkansas	208.2
3.	Grant Stevens*, Oklahoma	188.1
4.	Ryan Prager, Texas A&M	187.1
5.	Zac Cowan*, LSU	173.2
6.	Karson Ligon*, Mississippi State	167.1
7.	Matthew Becker, South Carolina	165.2
8.	Justin Lamkin, Texas A&M	153.2
9.	Jacob Mayers*, LSU	150.1
	Chase Hungate*, Mississippi State	150.1
--		
	Zach Root*, Arkansas	146.1
	Landon Beidelschies*, Arkansas	136.1

Strikeouts

1.	Nic McCay*, Kentucky	268
2.	Matthew Becker, South Carolina	226
3.	Jacob Mayers*, LSU	218
4.	Will McEntire, Arkansas	217
5.	Ryan Prager, Texas A&M	208
6.	Zac Cowan*, LSU	204
7.	Justin Lamkin, Texas A&M	203
8.	Liam Doyle*, Tennessee	194
9.	Jared Spencer*, Texas	185
10.	Zach Root*, Arkansas	169
--		
	Landon Beidelschies*, Arkansas	156

* - Indicates stats from a previous non-SEC school are included

A ||| QUICK FACTS

GENERAL INFORMATION

Location..... Fayetteville, Ark.
 Founded..... 1871
 Enrollment..... 33,600
 Nickname..... Razorbacks
 School Colors..... Cardinal (PMS 201) and White
 Conference..... Southeastern (SEC)
 System President..... Dr. Donald R. Bobbitt (Arkansas, 1980)
 Chancellor..... Dr. Charles Robinson (Houston, 1987)
 Athletics Director..... Hunter Yurachek (Guilford, 1990)
 Faculty Athletic Rep..... Paul Adams (LSU, 1992)
 Athletics Website..... ArkansasRazorbacks.com
 Athletic Department Phone..... (479) 575-6533
 Ticket Office Phone..... (479) 575-5151

BAUM-WALKER STADIUM

Home Facility..... Baum-Walker Stadium at George Cole Field
 Capacity..... 11,121 (8,237 Chairbacks)
 Largest Crowd (actual)..... 12,167 vs. Missouri State (June 6, 2015)
 Stadium Opening..... April 13, 1996
 Dedication..... May 3, 1996
 Field Dimensions..... LL - 320, LC - 375, CF - 400, RC - 365, RL - 312
 Surface..... Grass

COACHES & SUPPORT STAFF

Head Coach..... Dave Van Horn (Arkansas, 1988)
 Record at Arkansas..... 902-459 (23 seasons, .663)
 Overall Division I Record..... 1,222-615 (31 seasons, .664)
 Overall as a Head Coach..... 1,487-699 (37 seasons, .680)
 DI Postseason Appearances (Total/at Arkansas)..... 24/20
 College World Series Appearances (Total/at Arkansas)..... 9/7
 (Neb: 2001, 2002; Ark: 2004, 2009, 2012, 2015, 2018, 2019, 2022)
 Assistant Coach/Recruiting Coordinator..... Nate Thompson (Dallas Baptist, 2006)
 Assistant Coach..... Matt Hobbs (Missouri, 2002)
 Assistant Coach..... Bobby Wernes (Arkansas, 2018)
 Student Assistant Coach..... Hudson Polk (Arkansas, 2024)
 Director of Operations..... Clay Goodwin (Arkansas, 2005)
 Director of Strength & Conditioning..... Hunter Bell (Arkansas-Monticello, 2018)
 Director of Pitching Development..... Zach Barr (Arkansas, 2017)
 Director of Baseball Analytics..... DJ Baxendale (Arkansas, 2019)
 Athletic Trainer..... Corey Wood (East Carolina, 2008)
 Equipment Manager..... Mark Taylor (Ouachita Baptist, 1988)
 Strength & Conditioning Assistant..... MJ Munoz (Aurora, 2022)
 Strength & Conditioning Intern..... Alden Arrington
 Graduate Manager..... John McElroy, Matthew Schluterman
 Student Managers..... Anthony Sanchez, Crew Tidwell, Trip Wright
 Bullpen Catchers..... Ryan Cleinmark, Hayden Schnitker
 Sports Information Director..... Oliver Grigg (Tulane, 2017)
 Academics Director..... Jonathan Burgess (Central Arkansas, 2015)
 Sports Nutritionist..... Ben Tarnowski (North Dakota, 2021)
 Sport Administrator..... Kevin Trainor (Arkansas, 1994)
 Administrative Assistant..... Kelly Moore (Arkansas, 2004)

HISTORY

First Year of Arkansas Baseball..... 1897
 Years of Varsity Baseball at Arkansas..... 103
 (1897, 1901-03, 05, 08-16, 19-20, 22-29, 47-2025)
 All-Time Program Record..... 2,455-1,478-6 (.624)
 All-Time Conference Record/Years..... SEC: 499-434 (.534)/33
 SWC: 249-190 (.567)/23
 Combined: 748-624 (.545)/56
 Conference Titles/Years..... SEC Overall: 4/1999, 2004, 2021, 2023
 SEC Western Division: 9/1999, 2004, 2007, 2011, 2018, 2019, 2021, 2023, 2024
 SWC: 2/1989, 1990
 Conference Tournament Record/Years..... SEC: 40-47 (.460)/28
 SWC: 18-25 (.419)/14
 Combined: 58-72 (.446)/42
 Conference Tournament Titles/Years..... SEC: 1/2021
 SWC: 1/1985
 NCAA Postseason Appearances..... 35
 (1973, 79-80, 83, 85-90, 95-96, 98-99, 2002-15, 2017-19, 2021-24)
 NCAA Postseason Record..... 103-79 (.566)
 College World Series Appearances..... 11
 (1979, 1985, 1987, 1989, 2004, 2009, 2012, 2015, 2018, 2019, 2022)
 College World Series Record..... 18-22 (.450)
 NCAA Super Regional Appearances..... 10
 (2002, 2004, 2009, 2010, 2012, 2015, 2018, 2019, 2021, 2022)
 NCAA Super Regional Record..... 16-10 (.615)
 NCAA Regional Appearances..... 34
 NCAA Regional Record..... 69-47 (.595)
 Overall NCAA Regional Hosts...11 (1999, 2004, 2006-07, 2010, 2017-19, 2021, 2023-24)
 Best NCAA Finish..... 1979 and 2018 National Runner-Up

TEAM INFORMATION

2024 Overall Record..... 44-16
 Home..... 34-5
 Away..... 7-8
 Neutral..... 3-3
 SEC Record..... 20-10
 SEC Finish..... 1st West
 SEC Tournament..... T-7th
 Postseason..... NCAA Regional
 Lettermen Returning/Lost..... 15/17
 Position Starters (including DH) Returning/Lost..... 3/6
 Pitchers Returning/Lost..... 10/6
 Newcomers/Redshirts..... 26/1

TOP RETURNING POSITION PLAYERS

Wehiwa Aloy	INF	Jr.	.270/.355/.485, 45 R, 9 2B, 14 HR, 56 RBI, 7 SB
Kendall Diggs	OF	Sr.	.229/.346/.395, 35 R, 11 2B, 1 3B, 7 HR, 34 RBI, 4 SB
Ryder Helfrick	C	So.	.179/.320/.321, 18 R, 3 2B, 3 HR, 8 RBI, 1 SB
Nolan Souza	INF	So.	.255/.366/.509, 21 R, 7 2B, 7 HR, 28 RBI, 3 SB

TOP RETURNING PITCHERS

Colin Fisher	LHP	So.	6-1, 2.67 ERA, 27.0 IP, 27 SO, 1.30 WHIP
Christian Foutch	RHP	Jr.	1-0, 0.81 ERA, 22.1 IP, 20 SO, 1 SV, 1.43 WHIP
Gabe Gaeckle	RHP	So.	3-3, 2.32 ERA, 42.2 IP, 57 SO, 7 SV, 1.10 WHIP
Will McEntire	RHP	R-Sr.	5-0, 4.83 ERA, 54.0 IP, 65 SO, 4 SV, 1.37 WHIP
Gage Wood	RHP	Jr.	3-2, 4.46 ERA, 40.1 IP, 56 SO, 2 SV, 1.36 WHIP

TOP NEWCOMERS

Kuhio Aloy	INF/OF	So.	Wailuku, Hawai'i (BYU)
Landon Beidelschies	LHP	Jr.	Canfield, Ohio (Ohio State)
Brenton Clark	OF	Fr.	Texarkana, Texas (Pleasant Grove HS)
Charles Davalan	OF	Jr.	Montreal, Quebec, Canada (FGCU)
Cole Gibling	LHP	Fr.	Blue Springs, Mo. (Blue Springs HS)
Brent Iredale	INF	Jr.	Sydney, New South Wales, Australia (New Mexico JC)
Aiden Jimenez	RHP	R-So.	Elk Grove, Calif. (Oregon State)
Cam Kozeal	INF	So.	Omaha, Neb. (Vanderbilt)
Logan Maxwell	OF	Sr.	Lima, Ohio (TCU)
Rocco Peppi	INF/OF	R-Sr.	Huntington Beach, Calif. (Fresno State)
Zach Root	LHP	Jr.	Fort Myers, Fla. (East Carolina)
Justin Thomas Jr.	OF	Jr.	Savannah, Ga. (Florida SouthWestern State)
Carson Wiggins	RHP	Fr.	Roland, Okla. (Roland HS)



Arkansas right-hander **Gabe Gaeckle** entered 2025 as a consensus preseason All-American and as Baseball America's preseason SEC Pitcher of the Year after his stellar freshman campaign.

Baseball America
March 17

1. Tennessee
2. LSU
- 3. Arkansas**
4. Florida State
5. Texas
6. Georgia
7. Clemson
8. Florida
9. Oklahoma
10. Alabama
11. Oregon State
12. Wake Forest
13. Oregon
14. Stanford
15. Louisville
16. North Carolina
17. Auburn
18. Vanderbilt
19. Ole Miss
20. UC Irvine
21. Dallas Baptist
22. Virginia
23. Arizona
24. Kentucky
25. West Virginia

D1Baseball
March 17

1. Tennessee
2. LSU
- 3. Arkansas**
4. Georgia
5. Florida State
6. Oregon State
7. Clemson
8. Texas
9. Oregon
10. Oklahoma
11. Wake Forest
12. Alabama
13. Florida
14. Stanford
15. Dallas Baptist
16. Louisville
17. North Carolina
18. Ole Miss
19. Southern Miss
20. Auburn
21. UC Santa Barbara
22. Vanderbilt
23. Virginia
24. Coastal Carolina
25. Troy

Perfect Game
March 17

1. Tennessee
2. LSU
3. Georgia
4. Clemson
5. Florida State
6. Texas
- 7. Arkansas**
8. Oklahoma
9. Oregon State
10. Florida
11. Alabama
12. Wake Forest
13. West Virginia
14. Oregon
15. Stanford
16. Coastal Carolina
17. Dallas Baptist
18. Auburn
19. Arizona
20. Vanderbilt
21. Virginia
22. Louisville
23. North Carolina
24. UCLA
25. UCF

USA Today Coaches
March 17

1. Tennessee
2. LSU
- 3. Arkansas**
4. Florida State
5. Georgia
6. Clemson
7. Texas
8. Oregon State
9. Oregon
10. Oklahoma
11. Florida
12. Alabama
13. Wake Forest
14. Stanford
15. North Carolina
16. Auburn
17. Dallas Baptist
18. Ole Miss
19. Vanderbilt
20. Louisville
21. UC Santa Barbara
22. Virginia
23. Southern Miss
24. West Virginia
25. Coastal Carolina

NCBWA
March 17

1. Tennessee
2. LSU
- 3. Arkansas**
4. Florida State
5. Georgia
6. Florida
7. Clemson
8. North Carolina
9. Texas
10. Oregon State
11. Oregon
12. Oklahoma
13. Wake Forest
14. Vanderbilt
15. UC Santa Barbara
16. Alabama
17. Virginia
18. Troy
19. Dallas Baptist
20. West Virginia
21. Southern Miss
22. Kansas
23. Stanford
24. Ole Miss
25. Auburn

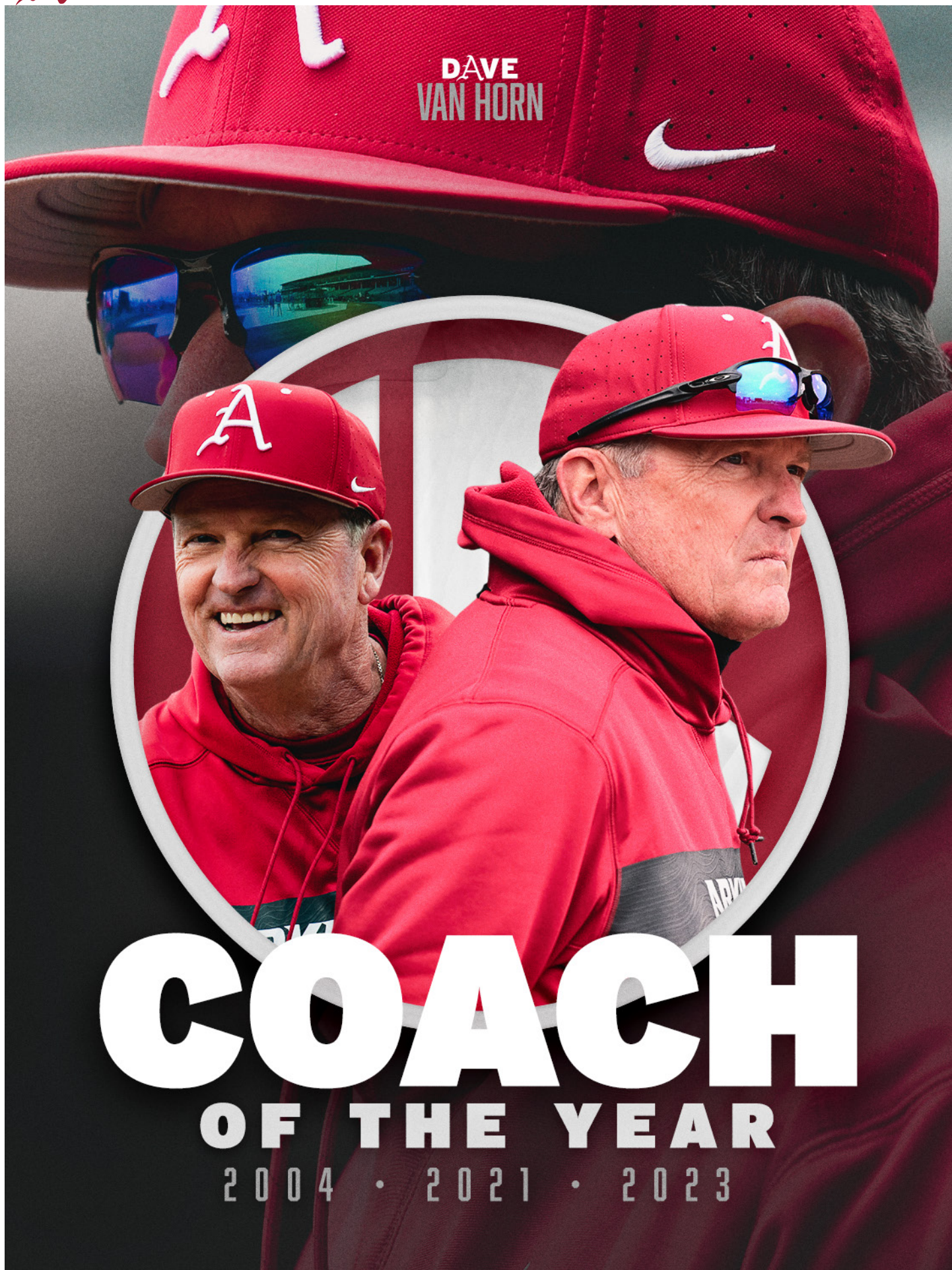
ARKANSAS IN THE POLLS

	BA	D1Baseball	Perfect Game	USA Today	NCBWA
Preseason	4	5	13	5	5
Feb. 17	4	5	12	5	4
Feb. 24	4	4	11	4	4
March 3	3	3	10	3	6
March 10	3	3	8	3	5
March 17	3	3	7	3	3
March 24					
March 31					
April 7					
April 14					
April 21					
April 28					
May 5					
May 12					
May 19					
May 26					
June 3					
Final	--	--	--	--	--

BA - Baseball America
 D1 - D1Baseball
 PG - Perfect Game
 USA Today - USA Today Coaches Poll
 NCBWA - National Collegiate Baseball Writers Association



||| HEAD COACH DAVE VAN HORN



COACH

OF THE YEAR

2004 • 2021 • 2023



PERSONAL

Born: Sept. 17, 1960
 Hometown: Kansas City, Mo.
 Alma Mater: Arkansas (1988)
 Masters of Science: East Texas State (1992)
 Wife: Karen
 Children: Hollan, Mariel
 Named Head Coach at Arkansas: June 21, 2002

PLAYING HISTORY

1982-84 Atlanta Braves Organization
 1982 Arkansas
 1980-81 McLennan Community College

MLB DRAFT HISTORY

1982 MLB Draft: 10th Round (Atlanta Braves)
 1981 MLB Draft: 10th Round (Chicago White Sox)

COACHING HONORS

2023 SEC Coach of the Year
 2021 SEC Coach of the Year
 2004 SEC Coach of the Year
 2001 Baseball America National Coach of the Year
 2001 BIG 12 Coach of the Year
 2001 ABCA Midwest Region Coach of the Year
 2000 ABCA Midwest Region Coach of the Year
 1997 Southland Coach of the Year
 1995 Southland Coach of the Year
 1994 NCAA Division II Coach of the Year
 1994 ABCA Central Region Coach of the Year

HALL OF FAME

2024 University of Arkansas Sports Hall of Honor
 2019 Arkansas Sports Hall of Fame
 2013 Winnetonka High School Hall of Fame
 2012 Ban Johnson League Hall of Fame
 2001 Central Missouri State Hall of Fame

Dave Van Horn, the three-time SEC Coach of the Year, has elevated Arkansas into one of the nation's premier college baseball programs ever since returning to his alma mater to take over for legendary head baseball coach Norm DeBriyn.

In his 23rd season as head coach in 2025, Van Horn, the second-winningest coach in Arkansas baseball history, has led the Razorbacks to seven College World Series appearances, including a runner-up finish (2018) and four top five finishes (2009, 2012, 2018, 2022), 20 NCAA Tournament berths, three SEC overall titles, eight SEC Western Division championships, one SEC Tournament title and 902 overall wins, including 355 SEC victories.

Van Horn, whose 1,487 career wins are second most among all active Division I head coaches, is one of only five head coaches in college baseball history with 300 or more SEC wins in their career. He is also just the fourth coach in college baseball history, and only the third active coach, to win 900 games at an SEC program, joining Mississippi State Ron Polk, Vanderbilt's Tim Corbin and Ole Miss' Mike Bianco.

Year in and year out, Van Horn, the 23rd coach in NCAA history to win 1,200 games at the Division I level, has produced nationally competitive teams and developed elite-level student-athletes on and off the field, including two Golden Spikes Award and Dick Howser Trophy winners in outfielder Andrew Benintendi (2015) and pitcher Kevin Kopps (2021), as well as countless All-Americans, all-SEC performers and professional baseball players.

Under Van Horn's guidance, the Razorbacks boast 35 All-America honorees, 52 All-SEC selections and 144 Major League Baseball draft picks – and counting.

HOGS VS. 2025 OPPONENTS UNDER DVH				
	W-L	Home	Away	Neutral
Arkansas State	4-0	4-0	0-0	0-0
Charlotte	5-2	4-0	0-1	1-1
Florida	31-24	15-6	10-14	6-4
Georgia	24-20	14-7	9-11	1-2
Grambling	12-0	11-0	0-0	1-0
Kansas State	4-4	3-1	0-2	1-1
Little Rock	5-2	5-2	0-0	0-0
LSU	30-44	17-16	11-19	2-9
Michigan	2-0	0-0	0-0	2-0
Missouri	17-4	10-2	7-2	0-0
Missouri State	21-11	13-8	8-3	0-0
Ole Miss	39-44	17-19	15-18	7-7
Oral Roberts	18-6	12-3	5-3	1-0
Portland	3-0	3-0	0-0	0-0
South Carolina	32-23	14-10	14-10	4-4
Texas	8-5	2-0	2-3	4-2
Texas A&M	23-17	13-5	8-11	2-1
TCU	5-3	2-2	0-0	3-1
Tennessee	30-14	15-5	12-8	3-1
UAPB	6-0	5-0	0-0	6-0
UCA	5-0	4-0	0-0	1-0
ULM	8-1	7-1	0-0	1-0
Vanderbilt	22-26	13-10	8-12	1-4
Washington State	10-1	9-1	0-0	1-0

VAN HORN'S CAREER NUMBERS

Year	School	Record	Pct.	Conf.	Place	Conf. Tourn.	NCAA
1989	Texarkana CC	39-18	.684	N/A	N/A	N/A	--
1990	Texarkana CC	44-14	.759	N/A	N/A	N/A	--
1991	Texarkana CC	45-12	.789	N/A	N/A	N/A	--
1992	Texarkana CC	48-10	.827	N/A	1st	N/A	--
1993	Texarkana CC	38-18	.678	N/A	N/A	N/A	--
Total		214-72	.748	--	--	--	--
<hr/>							
1994	Central Missouri St.	51-11	.823	15-1	1st (Div.)	1st (4-1)	NCAA DII Champs
Total		51-11	.823	15-1	--	1 (4-1)	--
<hr/>							
1995	Northwestern St.	37-15	.711	19-5	1st	DNP (0-2)	--
1996	Northwestern St.	34-27	.557	14-16	2nd (Div.)	2nd (3-2)	--
1997	Northwestern St.	35-23	.603	19-9	1st	DNP (0-2)	--
Total		106-65	.620	52-30	--	3 (3-6)	--
<hr/>							
1998	Nebraska	24-20	.545	10-13	7th	DNQ	DNQ
1999	Nebraska	42-18	.700	16-9	5th	1st (4-0)	NCAA (1-2)
2000	Nebraska	51-17	.750	21-9	2nd	1st (5-1)	NCAA (4-2)
2001	Nebraska	50-16	.758	20-8	1st	1st (4-0)	CWS (5-2)
2002	Nebraska	47-21	.691	16-11	2nd	2nd (3-1)	CWS (5-3)
Total		214-92	.699	67-39	--	4 (16-2)	4 (15-9)
<hr/>							
2003	Arkansas	35-22	.612	14-16	6th West	T-7th (0-2)	NCAA (1-2)
2004	Arkansas	45-24	.652	19-11	T-1st Overall	4th (2-2)	CWS (6-3)
2005	Arkansas	39-22	.636	13-17	T-5th West	T-7th (0-2)	NCAA (2-2)
2006	Arkansas	39-21	.650	18-12	2nd West	T-7th (0-2)	NCAA (1-2)
2007	Arkansas	43-21	.672	18-12	1st West	2nd (3-1)	NCAA (2-2)
2008	Arkansas	34-24	.586	14-15	4th West	DNQ	NCAA (0-2)
2009	Arkansas	41-24	.631	14-15	4th West	4th (2-2)	CWS (7-2)
2010	Arkansas	43-21	.672	18-12	2nd West	T-7th (0-2)	NCAA (3-3)
2011	Arkansas	40-22	.645	15-15	1st West	T-3rd (2-2)	NCAA (2-2)
2012	Arkansas	46-22	.676	16-14	T-2nd West	T-9th (0-2)	CWS (7-3)
2013	Arkansas	39-22	.639	18-11	2nd West	T-3rd (2-1)	NCAA (2-2)
2014	Arkansas	40-25	.615	16-14	4th West	T-3rd (3-2)	NCAA (2-2)
2015	Arkansas	40-25	.615	17-12	3rd West	T-5th (2-2)	CWS (5-3)
2016	Arkansas	26-29	.473	7-23	7th West	DNQ	DNQ
2017	Arkansas	45-19	.703	18-11	2nd West	2nd (3-2)	NCAA (3-2)
2018	Arkansas	48-21	.696	18-12	T-1st West	T-3rd (2-1)	CWS Runner-Up (9-3)
2019	Arkansas	46-20	.697	20-10	T-1st West	T-5th (1-2)	CWS (5-3)
2020	Arkansas	11-5	.688	0-0	--	--	--
2021	Arkansas	50-13	.794	22-8	1st Overall	1st (4-0)	NCAA (4-3)
2022	Arkansas	46-21	.687	18-12	2nd West	T-7th (0-2)	CWS (8-3)
2023	Arkansas	43-18	.705	20-10	T-1st Overall	T-3rd (2-1)	NCAA (2-2)
2024	Arkansas	44-16	.733	20-10	1st West	T-7th (0-2)	NCAA (1-2)
2025	Arkansas	19-2	.905	2-1	--	--	--
Total		902-459	.663	355-273	--	19 (28-32)	20 (72-48)
Career Totals		1,487-699	.680	489-343	--	51-41 (.554)	87-57 (.604)

A ||| THE ARKANSAS RAZORBACKS



1
ROCCO PEPPi
R-Sr. • 5-10 • 195 • R/R
INF/OF • Huntington Beach, Calif.




3
NOLAN SOUZA
So. • 6-3 • 215 • L/R
INF • Honolulu, Hawai'i




4
JUSTIN THOMAS JR.
Jr. • 5-11 • 195 • R/R
OF • Savannah, Ga.



5
KENDALL DIGGS
Sr. • 6-0 • 210 • L/R
OF • Olathe, Kan.



6
GABE FRASER
Fr. • 6-2 • 190 • L/R
INF • Huntington Beach, Calif.



8
CAM KOZEAL
So. • 5-10 • 200 • L/R
INF • Omaha, Neb.



9
WEHIWA ALOY
Jr. • 6-2 • 200 • R/R
INF • Wailuku, Hawai'i



10
BRENT IREDALE
Jr. • 6-3 • 200 • R/R
INF • Sydney, Australia



12
ELLIOTT PETERSON
Jr. • 6-0 • 190 • R/R
C • Omaha, Neb.



13
STEELE EAVES
Fr. • 6-0 • 210 • R/R
RHP • Lonoke, Ark.



14
GAGE WOOD
Jr. • 6-0 • 205 • R/R
RHP • Batesville, Ark.



16
AIDEN JIMENEZ
R-So. • 6-3 • 215 • R/R
RHP • Elk Grove, Calif.



17
ZANE BECKER
Fr. • 5-11 • 200 • R/R
C • Flower Mound, Texas



18
REESE ROBINETT
R-So. • 6-3 • 220 • L/R
INF • Kennett, Mo.



19
CARSON WILLIS
Fr. • 5-11 • 195 • R/R
C • Rogers, Ark.




20
GABE GAECKLE
So. • 6-0 • 190 • R/R
RHP • Aptos, Calif.



21
BRENTON CLARK
Fr. • 5-11 • 190 • L/R
OF • Texarkana, Texas



22
LOGAN MAXWELL
Sr. • 5-10 • 195 • L/L
OF • Lima, Ohio



24
CHARLES DAVALAN
So. • 5-9 • 190 • L/R
OF • Montreal, Canada



25
KUHIU ALOY
So. • 6-1 • 205 • R/R
INF/OF • Wailuku, Hawai'i




26
TATE MCGUIRE
So. • 6-3 • 215 • R/R
RHP • Liberty, Mo.



27
RYDER HELFRICK
So. • 6-1 • 205 • R/R
C • Discovery Bay, Calif.



28
CARSON BOLES
Sr. • 5-11 • 190 • R/R
OF • Lebanon, Tenn.



29
COLE GIBLER
Fr. • 6-2 • 205 • L/L
LHP • Blue Springs, Mo.



31
DYLAN CARTER
R-Sr. • 6-2 • 220 • R/R
RHP • Bentonville, Ark.




32
HUNTER DIETZ
R-Fr. • 6-6 • 235 • R/L
LHP • Trinity, Fla.



33
ZACH ROOT
Jr. • 6-2 • 210 • L/L
LHP • Fort Myers, Fla.




35
LONDON BEIDELSCHIES
Jr. • 6-3 • 230 • L/L
LHP • Canfield, Ohio



36
PARKER COIL
Jr. • 6-3 • 185 • R/L
LHP • Edmond, Okla.



37
LUKE WILLIAMS
Fr. • 5-11 • 185 • L/L
LHP • Owasso, Okla.



38
COLIN FISHER
So. • 6-3 • 225 • L/L
LHP • Noble, Okla.



40
BEN BYBEE
Jr. • 6-6 • 230 • R/R
RHP • Overland Park, Kan.




41
WILL MCENTIRE
R-Sr. • 6-4 • 235 • L/R
RHP • Bryant, Ark.



42
MICHAEL ANDERSON
Jr. • 6-3 • 230 • R/R
INF • Havertown, Pa.



44
CARSON WIGGINS
Fr. • 6-5 • 215 • R/R
RHP • Roland, Okla.




45
LANCE DAVIS
Fr. • 6-4 • 200 • R/R
RHP • Jonesboro, Ark.




46
CHRISTIAN FOUTCH
Jr. • 6-3 • 240 • R/R
RHP • Littleton, Colo.



48
COOPER DOSSETT
Jr. • 6-0 • 200 • R/R
RHP • Springdale, Ark.



49
JACKSON FARRELL
Fr. • 6-1 • 215 • R/R
LHP • Jenks, Okla.



50
TAG ANDREWS
Fr. • 6-0 • 190 • R/R
RHP • Maumelle, Ark.



52
TYLER HOLLAND
Fr. • 6-1 • 190 • R/R
INF/RHP • Mission Viejo, Calif.




57
ROSS FELDER
Fr. • 6-2 • 185 • R/R
RHP • Springdale, Ark.




2
DAVE VAN HORN
Head Coach
23rd Season




30
NATE THOMPSON
Assistant Coach
8th Season



47
MATT HOBBS
Assistant Coach
7th Season



7
BOBBY WERNES
Assistant Coach
5th Season



15
HUDSON POLK
Student Assistant Coach
1st Season



Director of Operations
18th Season



No.	Player	Pos.	Yr.	Ht.	Wt.	B/T	Hometown / High School / Previous School
1	Rocco Peppi	INF/OF	R-Sr.	5-10	195	R/R	Huntington Beach, Calif. / Marina HS / Long Beach State / Fresno State
3	Nolan Souza	INF	So.	6-3	215	L/R	Honolulu, Hawai'i / Punahou School
4	Justin Thomas Jr.	OF	Jr.	5-11	195	R/R	Savannah, Ga. / Benedictine Military School / Georgia / Florida SouthWestern State
5	Kendall Diggs	OF	Sr.	6-0	210	L/R	Olathe, Kan. / Saint Thomas Aquinas HS
6	Gabe Fraser	INF	Fr.	6-2	190	L/R	Huntington Beach, Calif. / Orange Lutheran HS
8	Cam Kozeal	INF	So.	5-10	200	L/R	Omaha, Neb. / Millard South HS / Vanderbilt
9	Wehiwa Aloy	INF	Jr.	6-2	200	R/R	Wailuku, Hawai'i / H.P. Baldwin HS / Sacramento State
10	Brent Iredale	INF	Jr.	6-3	200	R/R	Sydney, New South Wales, Australia / The Hill Sports HS / New Mexico JC
12	Elliott Peterson	C	Jr.	6-0	190	R/R	Omaha, Neb. / Creighton Prep / Southeast CC
13	Steele Eaves	RHP	Fr.	6-0	210	R/R	Lonoke, Ark. / Lonoke HS
14	Gage Wood	RHP	Jr.	6-0	205	R/R	Batesville, Ark. / Batesville HS
16	Aiden Jimenez	RHP	R-So.	6-3	215	R/R	Elk Grove, Calif. / Elk Grove HS / Oregon State
17	Zane Becker	C	Fr.	5-11	200	R/R	Flower Mound, Texas / Flower Mound HS
18	Reese Robinett	INF	R-So.	6-3	220	L/R	Kennett, Mo. / Kennett HS
19	Carson Willis	C	Fr.	5-11	195	R/R	Rogers, Ark. / P27 Academy
20	Gabe Gaeckle	RHP	So.	6-0	190	R/R	Aptos, Calif. / Aptos HS
21	Brenton Clark	OF	Fr.	5-11	190	L/R	Texarkana, Texas / Pleasant Grove HS
22	Logan Maxwell	OF	Sr.	5-10	195	L/L	Lima, Ohio / Shawnee HS / TCU
24	Charles Davalan	OF	So.	5-9	190	L/R	Montreal, Quebec, Canada / TNXL Academy / FGCU
25	Kuhio Aloy	INF/OF	So.	6-1	205	R/R	Wailuku, Hawai'i / H.P. Baldwin HS / BYU
26	Tate McGuire	RHP	So.	6-3	215	R/R	Liberty, Mo. / Liberty North HS
27	Ryder Helfrick	C	So.	6-1	205	R/R	Discovery Bay, Calif. / Clayton Valley Charter HS
28	Carson Boles	OF	Sr.	5-11	190	R/R	Lebanon, Tenn. / Lebanon HS / Lincoln Memorial
29	Cole Gibler	LHP	Fr.	6-2	205	L/L	Blue Springs, Mo. / Blue Springs HS
31	Dylan Carter	RHP	R-Sr.	6-2	220	R/R	Bentonville, Ark. / Bentonville West HS / Crowder
32	Hunter Dietz	LHP	R-Fr.	6-6	235	R/L	Trinity, Fla. / Calvary Christian HS
33	Zach Root	LHP	Jr.	6-2	210	L/L	Fort Myers, Fla. / Fort Myers HS / East Carolina
35	Landon Beidelschies	LHP	Jr.	6-3	230	L/L	Canfield, Ohio / Canfield HS / Ohio State
36	Parker Coil	LHP	Jr.	6-3	185	R/L	Edmond, Okla. / Edmond Memorial HS
37	Luke Williams	LHP	Fr.	5-11	185	L/L	Owasso, Okla. / Owasso HS
38	Colin Fisher	LHP	So.	6-3	225	L/L	Noble, Okla. / Noble HS
40	Ben Bybee	RHP	Jr.	6-6	230	R/R	Overland Park, Kan. / Blue Valley Southwest HS
41	Will McEntire	RHP	R-Sr.	6-4	235	L/R	Bryant, Ark. / Bryant HS
42	Michael Anderson	INF	Jr.	6-3	230	R/R	Havertown, Pa. / Monsignor Bonner HS / Rhode Island
44	Carson Wiggins	RHP	Fr.	6-5	215	R/R	Roland, Okla. / Roland HS
45	Lance Davis	RHP	Fr.	6-4	200	R/R	Jonesboro, Ark. / Valley View HS
46	Christian Foutch	RHP	Jr.	6-3	240	R/R	Littleton, Colo. / Chatfield Senior HS
48	Cooper Dossett	RHP	Jr.	6-0	200	R/R	Springdale, Ark. / Har-Ber HS
49	Jackson Farrell	LHP	Fr.	6-1	215	L/L	Jenks, Okla. / Owasso HS
50	Tag Andrews	RHP	Fr.	6-0	190	R/R	Maumelle, Ark. / Maumelle HS
52	Tyler Holland	INF/RHP	Fr.	6-1	190	R/R	Mission Viejo, Calif. / Mission Viejo HS
57	Ross Felder	RHP	Fr.	6-2	185	R/R	Springdale, Ark. / Har-Ber HS

Coaches & Support Staff

Head Coach:	2 Dave Van Horn, 23rd Season (Arkansas, 1988)
Assistant Coach:	30 Nate Thompson, 8th Season (Dallas Baptist, 2006)
Assistant Coach:	47 Matt Hobbs, 7th Season (Missouri, 2002)
Assistant Coach:	7 Bobby Wernes, 5th Season (Arkansas, 2016)
Student Assistant Coach:	15 Hudson Polk, 1st Season (Arkansas, 2024)
Director of Operations:	Clay Goodwin, 18th Season (Arkansas, 2005)
Director of Strength & Conditioning:	Hunter Bell, 3rd Season (Arkansas-Monticello, 2018)
Director of Pitching Development:	Zach Barr, 8th Season (Arkansas, 2017)
Director of Baseball Analytics:	DJ Baxendale, 6th Season (Arkansas, 2012)
Athletic Trainer:	Corey Wood, 14th Season (East Carolina, 2008)
Equipment Manager:	Mark Taylor, 34th Season (Ouachita Baptist, 1988)
Strength & Conditioning Assistant:	MJ Munoz, 2nd Season (Aurora, 2022)
Strength & Conditioning Intern:	Alden Arrington
Graduate Manager:	John McElroy (Arkansas, 2023), Matthew Schluterman (Arkansas, 2024)
Student Managers:	Anthony Sanchez, Crew Tidwell, Trip Wright
Bullpen Catchers:	Ryan Cleinmark, Hayden Schnitker
Communications Director:	Oliver Grigg, 5th Season (Tulane, 2017)
Academics Director:	Jonathan Burgess, 4th Season (Central Arkansas, 2015)
Sports Nutritionist:	Ben Tarnowski, 2nd Season (North Dakota, 2021)
Sport Administrator:	Kevin Trainor, 15th Season (Arkansas, 1994)
Administrative Assistant:	Kelly Moore, 22nd Season (Arkansas, 2004)

Pronunciation Guide

Kuhio Aloy	koo-hee-oh ah-loy
Wehiwa Aloy	veh-hee-vuh ah-loy
Landon Beidelschies	bi-dull-shees
Charles Davalan	dah-vuh-lawn
Hunter Dietz	deets
Cooper Dossett	dah-sit
Gabe Gaeckle	gack-uhl
Brent Iredale	eye-err-dale
Cam Kozeal	koe-zhul
Nolan Souza	sue-zuh
Bobby Wernes	wer-niss



THE STARTERS

#27 RYDER HELFRICK C SO. **.192/.323/.423**

Has played in 19 games with 17 starts at catcher ... Slashing .192/.323/.423 with three home runs and 11 RBI ... As a freshman in 2024, played in 31 games with 26 starts (15 at catcher, 11 as designated hitter) ... Slashed .179/.320/.321 with three home runs and eight RBI on the year ... Scored 18 runs ... Totaled 15 hits, including three doubles ... Drew 14 walks and was hit by four pitches ... Season-long seven-game hitting streak and 12-game reached base streak ... Defensively, posted a .994 fielding percentage with one error in 167 total chances ... Threw out 5-of-11 base stealers (45.5%) ... In SEC play, slashed .250/.318/.450 with two homers and four RBI in 14 games with 12 starts.

#1 ROCCO PEPPI 1B R-SR. **.278/.400/.333**

Has played in 13 games with 11 starts (10 at first base, one in right field) ... Fresno State transfer ... As a redshirt junior at Fresno State in 2024, played in 56 games with 53 starts ... Slashed .327/.392/.602 with a team-leading 14 homers and 56 RBI ... Totaled 69 hits, including 16 doubles ... Hit by a team-leading 20 pitches ... 6-of-9 on stolen base attempts ... Defensively, posted a perfect 1.000 fielding percentage in 61 total chances with four outfield assists ... In league play, slashed .304/.388/.626 with a team-leading 10 homers and 29 RBI in 29 games.

#3 NOLAN SOUZA 2B SO. **.173/.246/.385**

Has played in 18 games with 15 starts (all at second base) ... Slashing .173/.246/.385 with three home runs and nine RBI this season ... As a true freshman in 2024, earned Freshman All-SEC honors ... Played in 40 games with 31 starts (17 as designated hitter, eight at second base, six at third base) as a true freshman ... Slashed .255/.366/.509 with seven homers and 28 RBI ... Scored 21 runs on the year ... Totaled 28 hits, including seven doubles ... Drew 18 walks ... 2-for-2 on stolen base attempts ... Recorded seven multi-hit games, including three three-hit games, and nine multi-RBI games ... Had a season-long six-game hitting streak and 11-game reached base streak ... Defensively, posted a perfect 1.000 fielding percentage in 25 total chances.

#10 BRENT IREDALE 3B JR. **.383/.554/.833**

Has started all 31 games at third base ... Slashing .383/.554/.833 with seven home runs and 31 RBI ... Team leader in walks (21) ... Third on the team in homers (7) ... One of four Razorbacks in the DVH era to drive in nine RBI on Opening Weekend ... Tallied eight RBI against Portland (March 7), becoming the first Hog since 1999 with eight RBI in a game ... Recorded 11 total RBI in the series sweep of Portland (March 7-9), the most by a Razorback in a three-game series in the DVH era ... Two multi-homer games: Washington State (Feb. 15) & Portland (March 7) ... Spent two seasons at New Mexico JC (2023-24) ... As a sophomore in 2024, was an NJCAA All-American ... First back-to-back Western Junior College Athletic Conference MVP in the conference's history after slashing a team-leading .441/.576/1.000 with a team-high 25 home runs and 78 RBI in 58 games ... Tallied a team-leading 83 hits, including 22 doubles and four triples ... Native of Sydney, Australia ... First native-born Australian student-athlete in Arkansas baseball history.

#9 WEHIWA ALOY SS JR. **.386/.490/.795**

Two-time SEC Player of the Week this season ... Has started all 21 games at shortstop ... Slashing .386/.490/.795 with a team-high nine home runs and 24 RBI ... Team leader in hits (32) and total bases (66) ... Tied with younger brother INF/Kuhio Aloy for team lead in doubles (7) ... Homered in the same inning as his younger brother, Kuhio, vs. Kansas State (Feb. 22) in the Amegy Bank College Baseball Series at Globe Life Field in Arlington, Texas, before connecting on back-to-back homers at #13 Ole Miss (March 15) ... Named SEC Player of the Week (Feb. 24) for first time in his career after powering the Razorback offense through its trip to Globe Life Field ... Hit two home runs, first multi-homer game of his career, against Portland (March 7) ... Named SEC Player of the Week (March 10) after powering Arkansas to double midweek sweep against ULM (March 4-5) and weekend series sweep against Portland (March 7-9) ... All-SEC honoree as a sophomore in 2024 ... Started all 60 games at shortstop, the only Hog to start every game ... Slashed .270/.355/.485 with a team-leading 14 homers and a team-high 56 RBI ... Totaled 64 hits, including nine doubles ... 15 multi-hit games and finished tied for the team lead in multi-RBI games with 11 ... Logged a season-long hitting streak of 14 games and a team-leading 31-game reached base streak ... Team leader in stolen bases (7-for-7) ... In SEC play, slashed .258/.341/.492 with a team-leading eight homers and 21 RBI in 30 games.

#4 JUSTIN THOMAS JR. LF JR. **.250/.433/.432**

Has played in 19 games with 16 starts (12 in center field, four in left field) ... Slashing .256/.441/.442 with two home runs, six RBI and 11 walks ... Four multi-walk games on the season, including one three-walk game against Washington State (Feb. 17) ... Tied with INF Nolan Souza for team lead in stolen bases (3) ... Spent one season at Florida SouthWestern State (2024) ... As a sophomore in 2024, slashed .393/.514/.699 with 14 homers and 49 RBI in 58 games ... Team-leading 86 runs ... Had 86 hits, including 21 doubles and two triples ... Drew 44 walks ... 35-of-42 (83.3%) on stolen base attempts ... Began career at Georgia (2023).

#24 CHARLES DAVALAN CF SO. **.370/.474/.580**

Has played in 21 games with 20 starts (11 in left field, nine in center field) ... Slashing .370/.474/.580 with two doubles, five homers and 21 RBI ... Team leader in runs scored (30) ... Hit his first homer of the season in the series opener against Charlotte (Feb. 28) ... Hit his first home run of SEC play at #13 Ole Miss (March 14) and a go-ahead two-run home run in the second game of the SEC Opening Weekend series at #13 Ole Miss (March 15) ... FGCU transfer ... As a true freshman at FGCU in 2024, slashed .288/.413/.514 with 10 homers and 37 RBI in 56 games ... Scored a team-leading 66 runs on the year ... Totaled 64 hits, including 16 doubles and two triples ... Drew 28 walks and was hit by 20 pitches ... 13-for-18 on stolen base attempts ... Team-leading five sacrifice hits ... Native of Montreal, Quebec, Canada.

#22 LOGAN MAXWELL RF SR. **.351/.449/.579**

Has played in 15 games with 15 starts (seven in right field, four in left field, four as designated hitter) ... Slashing .351/.449/.579 with four home runs and 11 RBI ... Connected on his first homer of the season in the series opener against Charlotte (Feb. 28) ... Hit his second homer in as many days in the series-clinching win against Charlotte (March 1) ... Walk-off RBI single in the series finale against Charlotte (March 2) ... Homered in back-to-back games at #13 Ole Miss (March 14-15) ... TCU transfer ... As a junior in 2024, earned All-Big 12 honors ... Started all 46 games played in (23 in left field, 23 as designated hitter) ... Slashed .335/.447/.482 with three homers and 35 RBI ... 57 hits, including a team-leading 12 doubles and two triples ... Drew 30 walks ... 10-for-12 on stolen base attempts ... Racked up 14 multi-hit games and five multi-RBI performances ... Defensively, posted a perfect 1.000 fielding percentage in 33 total chances ... In Big 12 play, slashed .327/.443/.515 with six doubles, two triples, three home runs and 17 RBI.

#25 KUHIO ALOY DH SO. **.423/.500/.859**

Younger brother of INF Wehiwa Aloy ... Has played in 18 games with 17 starts (all as designated hitter) ... Slashing a team-leading .423/.500/.859 with seven doubles, eight home runs and 34 RBI ... Team leader in doubles (7) and RBI (34) ... In his Razorback debut against Washington State (Feb. 14), went 2-for-3 with a double, home run and three RBI ... Homered in the same inning as his brother, Wehiwa, vs. Kansas State (Feb. 21) in the Amegy Bank College Baseball Series at Globe Life Field in Arlington, Texas, before connecting on back-to-back homers at #13 Ole Miss (March 15) ... Hit a pinch-hit two-run double vs. #22 TCU (Feb. 22) in the Amegy Bank College Baseball Series at Globe Life Field in Arlington, Texas ... Career-high four hits against Grambling (Feb. 25) ... Career-high six RBI against ULM (March 4) ... Totaled 10 RBI in double midweek series against ULM (March 4-5) ... BYU transfer ... As a true freshman in 2024, earned Big 12 All-Freshman honors after slashing .269/.329/.447 with eight homers and 38 RBI in 52 games.

THE BENCH

#5 KENDALL DIGGS OF SR.

Has played in 15 games with 11 starts (all in right field) ... Slashing .216/.341/.486 with two home runs and six RBI ... As a junior in 2024, one of the Hogs' three team captains ... Played in 55 games with 54 starts (53 in right field, one as designated hitter) ... Slashed .229/.346/.395 with seven homers and 34 RBI through an injury-plagued year ... Scored 35 runs ... Totaled 47 hits, including 11 doubles and one triple ... Finished fourth on the Hogs in RBI (34) and fifth in runs scored (35) ... Drew 34 walks, good for third most on the team ... As a sophomore in 2023, earned All-SEC honors at designated hitter/utility after slashing .299/.436/.547 with 12 home runs and a team-high 63 RBI in 58 games ... Finished as the team leader in RBI (63) ... Scored 51 runs, tied for second most on the Hogs ... Racked up the team's second-most hits (60), including 12 doubles and 1 triple.

#6 GABE FRASER INF FR.

Has played in nine games with three starts at second base ... Made his first career start at second base vs. #22 TCU (Feb. 22) in the Amegy Bank College Baseball Series at Globe Life Field in Arlington, Texas ... Recorded his first career hit on a bunt single against Charlotte (March 2) ... Attended Orange Lutheran High School in Orange, Calif. ... Ranked by Perfect Game as the No. 144 overall prospect and the No. 37 shortstop in the class of 2024 ... No. 19 overall prospect and No. 3 shortstop in California by Perfect Game ... Father, Joe, played for legendary head coach Augie Garrido at Cal State Fullerton and was a member of the national championship-winning 1995 Titans squad, the first No. 1 seed to win the College World Series, before being selected by the Minnesota Twins in the 27th round of the 1995 MLB Draft.

#8 CAM KOZEAL INF SO.

Has played in 16 games with 13 starts (10 at first base, three at second base) ... Slashing .351/.383/.526 with four doubles, two home runs and 12 RBI ... Vanderbilt transfer ... Played in 43 games with 35 starts as a true freshman in 2024 ... Slashed .284/.349/.439 with five homers and 28 RBI ... Totaled 42 hits, including eight doubles ... In SEC play, slashed .261/.307/.449 with three homers and 11 RBI in 19 games ... Prior to Vanderbilt, Attended Millard South High School in Omaha, Neb. ... 2023 Nebraska Gatorade Player of the Year.

#17 ZANE BECKER C FR.

Has played in 10 games with four starts at catcher ... 6-for-16 with two doubles, an RBI and a stolen base ... Made his first collegiate start against Washington State (Feb. 15), collecting a pair of doubles and driving in a run ... Attended Flower Mound High School in Flower Mound, Texas ... Ranked by Perfect Game as the No. 386 overall prospect and the No. 41 catcher in the class of 2024 ... No. 34 overall prospect and No. 4 catcher in Texas by Perfect Game.

#18 REESE ROBINETT INF R-SO.

Has played in seven games ... Drew a walk against Washington State (Feb. 17) ... Redshirted in 2024 ... As a true freshman in 2023, played in 14 games with five starts (three at first base, two at third base) ... Slashed .240/.269/.480 (6-for-25) with two homers and seven RBI ... Made his SEC debut as a pinch hitter at #1 LSU (March 24, 2023) and hit a three-run homer.

#28 CARSON BOLES OF SR.

Has played in nine games with four starts (two in left field, two in right field) ... 5-for-12 with two doubles, two RBI and seven walks ... Made his SEC debut as a pinch hitter at #13 Ole Miss (March 16) and collected a single ... Spent three seasons at Lincoln Memorial (2022-24) ... Named a unanimous first-team Division II All-American as a junior in 2024 after slashing .475/.572/.863 with 15 homers and 68 RBI ... Tallied a team-leading 87 hits, including 24 doubles and one triple ... Third in Division II in batting average (.475) and doubles (24).

#42 MICHAEL ANDERSON INF JR.

Has played in one game with one start at first base ... Rhode Island transfer ... As a sophomore in 2024, was a team captain and played in 47 games with 45 starts ... Slashed .252/.411/.574 with 13 homers, second most on the team, and a team-high 41 RBI ... In 2023, earned Freshman All-America honors from Collegiate Baseball after starting all 52 games and slashing .316/.396/.555 with 10 homers and 43 RBI.



ON THE MOUND

WEDNESDAY



#38 LHP COLIN FISHER

SO.

2-0, 3.09 ERA, 11.2 IP, 4 BB, 16 SO

Last Start: March 11, vs. UCA, 3.0 IP, 1 H, 0 R, 0 ER, 0 BB, 3 SO

Seven appearances, including two starts, on the mound ... Made his season debut in his return from last year's season-ending injury vs. Michigan (Feb. 23) in the Amegy Bank College Baseball Series at Globe Life Field in Arlington, Texas, tossing a scoreless inning in relief with two strikeouts ... Struck out three over a season-long two innings of work in relief against Charlotte (Feb. 28) ... Made his first start of the year on the mound against ULM (March 4), striking out a career high-tying six over three shutout innings of work to earn his first win of the season ... Tossed a scoreless inning with a strikeout in relief against Portland (March 8) ... Made his second start of the year against UCA (March 11), fanning three over three shutout innings ... In 2024, earned Freshman All-America honors from the National Collegiate Baseball Writers Association ... Became the 27th Freshman All-American in program history after establishing himself as the Razorbacks' No. 4 starter prior to suffering a season-ending injury during his promising rookie campaign ... Posted a 6-1 record with a 2.67 ERA and 27 strikeouts in 27.0 innings over 10 appearances, including seven starts, on the mound ... Allowed nine runs (eight earned) on 24 hits and eight walks ... Limited opposing hitters to a .240 batting average ... In SEC play, logged two appearances and finished with a 7.36 ERA in 3.2 innings of work ... Member of an Arkansas pitching staff that set a school record with 706 strikeouts in 2024 ... Made his collegiate debut in a start on the mound against James Madison (Feb. 19), firing a season-long five shutout innings with four strikeouts to earn his first career win ... Racked up a season-high six strikeouts over 2.1 innings of work in his first collegiate relief appearance vs. Oklahoma State (Feb. 24) in the Kubota College Baseball Series at Globe Life Field in Arlington, Texas ... Earned his second win of the year in a one-inning start against Grambling (Feb. 27), tossing a scoreless frame with one strikeout ... Grabbed his third win in a start against UCA (March 5), carding three innings of two-run ball with four strikeouts ... Twirled three shutout innings with four strikeouts against Oral Roberts (March 12) to secure his fourth win of the season ... Made his SEC debut against Missouri (March 17), tossing an inning in relief ... Next outing in SEC play also came in relief at No. 23 Auburn (March 23), striking out one over 2.2 innings of work ... Picked up his fifth win of the season in a start against Arkansas State (April 2), turning in two scoreless innings with a strikeout ... Earned his sixth and final win of his freshman campaign in a start against San Jose State (April 10), spinning three shutout innings with three strikeouts ... Final outing of the season came in a start against Texas Tech (April 17), striking out three over four innings of three-run ball.

PITCHER BREAKDOWN

	W-L-S	ERA	IP	H	R	ER	BB	SO
Starters	9-1-0	4.20	90.0	74	43	42	29	119
Relievers	10-1-8	2.96	85.0	78	31	28	27	93


THE HOG PEN

Pitcher	Last App.	IP	H	R	ER	BB	SO	HR	RI/S	---- Season Totals ----		
										RI/S	SV	Ret./1BF (BB)
Landon Beidelschies	TCU (2/22)	2.2	1	0	0	1	0	0	0/0	0/0	0	1/1 (0)
Ben Bybee	OM (3/14)	2.0	0	0	0	1	2	0	0/0	0/0	0	1/3 (0)
Dylan Carter	OM (3/16)	0.1	0	0	0	0	0	0	2/0	3/1	0	3/7 (0)
Parker Coil	ORU (3/18)	2.0	2	0	0	0	1	0	0/0	5/1	0	6/9 (0)
Steele Eaves	PORT (3/7)	1.2	4	1	1	0	1	0	0/0	0/0	0	0/2 (0)
Colin Fisher	OM (3/16)	0.2	3	3	3	2	0	1	0/0	0/0	0	4/5 (0)
Christian Foutch	ORU (3/18)	1.0	0	0	0	1	1	0	1/0	1/0	3	4/7 (1)
Cole Gibler	ORU (3/18)	2.0	4	1	1	0	1	0	0/0	0/0	0	4/5 (0)
Aiden Jimenez	OM (3/15)	3.0	0	0	0	0	6	0	0/0	1/1	1	4/6 (0)
Will McEntire	OM (3/16)	3.1	2	1	1	0	5	1	0/0	2/1	0	5/7 (0)
Tate McGuire	OM (3/14)	1.1	3	1	1	1	1	0	2/1	6/2	1	4/6 (0)
Carson Wiggins	OM (3/16)	2.0	1	1	1	3	3	0	0/0	0/0	3	5/6 (0)
TEAM TOTALS									19/6	8		41/64 (1)

Bullpen Notes: Two of Arkansas' eight saves this season are of the multi-inning variety ... Four different Razorback relief pitchers have recorded at least one save ... **RHP Carson Wiggins** (3) is tied for the team lead in saves, recording Arkansas' first save of the year and the first save of his career against Washington State (Feb. 15) ... Wiggins has also recorded saves against Charlotte (March 1) and Portland (March 9) ... With two more saves, Wiggins will become the sixth Arkansas freshman pitcher since 2003 to record five or more saves in a season, joining with RHP Gage Wood (5, 2023), RHP Brady Tygart (8, 2022), RHP Nolan Sanburn (8, 2011) and RHP DJ Baxendale (7, 2010) ... **RHP Christian Foutch** (3) is tied for the team lead in saves and secured Arkansas' first multi-inning save of the season vs. #22 TCU (Feb. 22) in the Amegy Bank College Baseball Series at Globe Life Field in Arlington, Texas ... Foutch has also recorded saves against Charlotte (Feb. 28) and Oral Roberts (March 18) ... **RHP Tate McGuire** (1) recorded a one-out save vs. Michigan (Feb. 23) in the Amegy Bank College Baseball Series at Globe Life Field in Arlington, Texas, notching his first career save in the process ... **RHP Aiden Jimenez** (1) struck out a career high-tying six and locked down a three-inning save at #13 Ole Miss (March 15) to log his first save of the season.



Christian Foutch, named to the preseason watch list for the NCBWA Stopper of the Year Award, posted a 1-0 record with a 0.81 ERA, 20 strikeouts and one save over 22.1 innings in 2024.



Will McEntire made a team-high 30 appearances in 2024, going 5-0, 4.83 ERA and 65 strikeouts in 54.0 innings. He logged four saves, including two of the multi-inning variety.



Parker Coil made 16 relief appearances on the mound during his sophomore campaign in 2024, recording a 7.23 ERA with 23 strikeouts over 18.2 innings of work on the year.



RECORD RUNDOWN

Overall	19-2
vs. top-5 teams	0-0
vs. top-10 teams	0-0
vs. top-25 teams	3-1
vs. unranked teams	16-1
At home	15-0
On the road	2-1
At neutral sites	2-1
In day games	15-1
In night games	4-1
In extra innings	1-0
In white uniforms	7-1
In cardinal uniforms	4-1
In cream uniforms	2-0
In grey uniforms	3-0
In pinstripe uniforms	3-0
vs. teams over .500	7-1
vs. teams .500 or worse	12-1
vs. right-handed starter	14-0
vs. left-handed starter	5-2
vs. both-handed starter	0-0
When starter receives decision	10-1
When reliever receives decision	9-1
When starter goes 5+ innings	12-1
When starter goes less than 5 innings	7-1
When scoring first	12-0
When scoring in 1st inning	8-0
When opponent scores first	7-2
When leading after 6 innings	17-0
When trailing after 6 innings	1-1
When tied after 6 innings	1-1
When leading after 7 innings	10-0
When trailing after 7 innings	0-2
When tied after 7 innings	2-0
When leading after 8 innings	10-0
When trailing after 8 innings	1-2
When tied after 8 innings	1-0
In one-run games	4-1
In two-run games	2-0
In five-run or more games	9-1
In run-rule games	7-0
Weekend series W-L-T	4-0-0
Weekend series sweeps/times swept	3/0
When scoring 10+ runs	10-0
Shutouts/times shut out	1/0
When opponent scores 5 runs or less	16-1
When opponent scores 6 runs or more	3-1
When collecting 0-3 hits	1-0
When collecting 4-6 hits	2-0
When collecting 7-9 hits	4-1
When collecting 10-12 hits	6-1
When collecting 13+ hits	6-0
When out-hitting opponent	13-0
When out-hit by opponent	5-2
When hits are equal	1-0
When hitting a home run	15-2
When opponent hits a home run	9-1
When errorless	14-1
When committing one error	2-1
When committing 2 errors	3-0
When committing 3+ errors	0-0
When opponent is errorless	4-1
vs. SEC opponents (all games)	2-1
vs. non-conference opponents (all games)	17-1
In midweek games	5-0
In rubber games	1-0
Game 1 of weekend series	3-1
Game 2 of weekend series	4-0
Game 3 of weekend series	4-0
Game 4 of weekend series	1-0
In February	8-1
In March	11-1
In April	0-0
In May	0-0
In June	0-0

MULTI-HIT GAMES

Name	2	3	4	5+	Total
Kuhio Aloy	7	2	1	-	10
Wehiwa Aloy	6	3	1	-	10
Charles Davalan	6	2	1	-	9
Brent Iredale	4	2	-	-	6
Cam Kozeal	5	1	-	-	6
Logan Maxwell	3	3	-	-	6
Rocco Peppi	3	-	-	-	3
Nolan Souza	1	-	-	-	1
Justin Thomas Jr.	1	-	-	-	1
Carson Boles	1	-	-	-	1
Zane Becker	1	-	-	-	1
TEAM	38	13	3	0	54

CAREER MULTI-HIT GAMES

Name	'22	'23	'24	'25	Total
Rocco Peppi	23	17	17	3	60
Wehiwa Aloy	-	30	15	10	55
Michael Anderson	-	18	9	-	28
Logan Maxwell	3	6	14	6	29
Kendall Diggs	2	14	12	-	28
Charles Davalan	-	-	17	9	26
Kuhio Aloy	-	-	12	10	22
Cam Kozeal	-	-	12	6	18
Nolan Souza	-	-	7	1	8
Brent Iredale	-	-	-	6	6
Zane Becker	-	-	-	1	1
Carson Boles	-	-	-	1	1
Reese Robinett	-	1	-	-	1
Justin Thomas Jr.	-	-	-	1	1

MULTI-RBI GAMES

Name	2	3	4	5+	Total
Kuhio Aloy	3	4	1	1	9
Wehiwa Aloy	4	-	2	1	7
Charles Davalan	4	2	1	-	7
Brent Iredale	2	2	2	1	7
Ryder Helfrick	1	2	-	-	3
Cam Kozeal	2	1	-	-	3
Logan Maxwell	3	-	-	-	3
Kendall Diggs	2	-	-	-	2
Rocco Peppi	1	-	1	-	2
Carson Boles	1	-	-	-	1
Nolan Souza	-	1	-	-	1
Justin Thomas Jr.	1	-	-	-	1
TEAM	24	12	7	3	46

HITTING STREAKS

Name	Longest	Current
Kuhio Aloy	11	5
Wehiwa Aloy	10	3
Logan Maxwell	6	-
Cam Kozeal	5	-
Kendall Diggs	5	-
Brent Iredale	5	-
Nolan Souza	5	-
Charles Davalan	5	4
Rocco Peppi	4	4
Ryder Helfrick	3	-
Justin Thomas Jr.	3	-
Carson Boles	3	-
Zane Becker	2	1
Gabe Fraser	1	-

REACHED BASE STREAKS

Name	Longest	Current
Brent Iredale	21	21
Wehiwa Aloy	16	4
Charles Davalan	15	15
Logan Maxwell	15	15
Kuhio Aloy	12	5
Kendall Diggs	11	-
Carson Boles	8	8
Justin Thomas Jr.	8	-
Ryder Helfrick	6	-
Cam Kozeal	6	6
Rocco Peppi	5	5
Nolan Souza	5	-
Zane Becker	2	1
Gabe Fraser	1	-
Reese Robinett	1	-

CAREER HOME RUNS

Name	Solo	2R	3R	GS	Total
Wehiwa Aloy	19	10	5	3	37
Rocco Peppi	13	8	2	2	25
Kendall Diggs	10	5	7	2	24
Michael Anderson	13	6	2	2	23
Kuhio Aloy	7	4	3	2	16
Charles Davalan	10	3	1	1	15
Nolan Souza	6	1	2	1	10
Logan Maxwell	5	4	-	-	9
Brent Iredale	2	2	3	-	7
Cam Kozeal	4	1	2	-	7
Ryder Helfrick	6	-	-	-	6
Justin Thomas Jr.	2	1	-	-	3
Reese Robinett	1	-	1	-	2

HOME RUN BREAKDOWN

Total	45
at Baum-Walker Stadium	33
on the Road	9
Neutral Site	3
vs. RHP	38
vs. LHP	7
w/ 0 Outs	16
w/ 1 Out	12
w/ 2 Outs	17
Solo	21
Two-Run	14
Three-Run	8
Grand Slam	2
Leadoff	8
Back-To-Back	5
Walk-Off	4
Pinch-Hit	0
Before 7th Inning	34
7th Inning and Beyond	11
Current Streak of Consecutive Games with HR	0
Longest Streak of Consecutive Games with HR	9
Opponent HR Total	16
Last HR Given Up	Solo
Current Streak of No HR Allowed	1
Longest Stretch without HR Allowed	5

COMEBACKS

defined as any win when trailing after an inning

Date / Opponent	Score (Inn.)	Final
Feb. 22 / #22 TCU	0-1 (6)	W, 2-1
Feb. 28 / Charlotte	1-5 (3)	W, 11-10
March 15 / at #13 Ole Miss	1-2 (4)	W, 12-3
March 16 / at #13 Ole Miss	8-9 (8)	W, 12-9

BLOWN LEADS

defined as any loss when leading after an inning

Date / Opponent	Score (Inn.)	Final
-----------------	--------------	-------



TEAM GAME HIGHS

Team Batting

At bats:	44	at #13 Ole Miss (March 16)
Runs scored:	20	vs. Portland (March 7)
Hits:	16	at #13 Ole Miss (March 16)
RBI:	19	vs. Portland (March 7)
Doubles:	6	vs. Washington State (Feb. 14)
Triples:	1	vs. Washington State (Feb. 14)
	1	vs. Portland (March 7)
Home runs:	5	vs. Portland (March 7)
	5	at #13 Ole Miss (March 15)
Total bases:	32	vs. Portland (March 7)
Walks:	13	vs. ULM (March 5)
Strikeouts:	14	at #13 Ole Miss (March 14)
Sac hits:	1	(5 times)
Sac flies:	2	vs. Washington State (Feb. 14)
	2	vs. Grambling (Feb. 25)
	2	at #13 Ole Miss (March 15)
Stolen bases:	3	vs. Washington State (Feb. 14)
Hit by pitch:	3	(4 times)
Caught stealing:	2	vs. Charlotte (March 2)
Runners LOB:	12	vs. Grambling (Feb. 25)
	12	vs. Oral Roberts (March 18)
Hit into DP:	3	vs. Oral Roberts (March 18)

Fielding

Putouts:	30	vs. Washington State (Feb. 14)
Assists:	14	vs. Kansas State (Feb. 21 in Arlington, Texas)
Errors:	2	vs. Washington State (Feb. 14)
	2	vs. #22 TCU (Feb. 22 in Arlington, Texas)
	2	vs. Michigan (Feb. 23 in Arlington, Texas)
Passed balls:	1	vs. Michigan (Feb. 23 in Arlington, Texas)
	1	vs. Charlotte (Feb. 28)
DPs turned:	2	(5 times)

Pitching

Innings pitched:	10.0	vs. Washington State (Feb. 14)
Runs allowed:	10	vs. Charlotte (Feb. 28)
	10	at #13 Ole Miss (March 14)
Earned runs:	10	vs. Charlotte (Feb. 28)
	10	at #13 Ole Miss (March 14)
Walks allowed:	8	at #13 Ole Miss (March 16)
Strikeouts:	18	at #13 Ole Miss (March 15)
Hits allowed:	15	vs. Charlotte (Feb. 28)
Doubles allowed:	6	at #13 Ole Miss (March 14)
Triples allowed:	1	vs. Washington State (Feb. 15)
	1	vs. Charlotte (Feb. 28)
	1	vs. Portland (March 7)
Homers allowed:	4	at #13 Ole Miss (March 16)
Wild pitches:	3	vs. Michigan (Feb. 23 in Arlington, Texas)
	3	vs. Charlotte (Feb. 28)
Hit batters:	3	vs. Charlotte (Feb. 28)
	3	vs. UCA (March 11)

INDIVIDUAL GAME HIGHS

Individual Batting

At bats:	6	Charles Davalan at #13 Ole Miss (March 15)
	6	Kuhio Aloy at #13 Ole Miss (March 16)
	6	Charles Davalan at #13 Ole Miss (March 16)
Runs scored:	5	Wehiwa Aloy vs. Portland (March 7)
Hits:	4	Wehiwa Aloy vs. Michigan (Feb. 23 in Arlington, Texas)
	4	Kuhio Aloy vs. Grambling (Feb. 25)
	4	Charles Davalan at #13 Ole Miss (March 15)
RBI:	8	Brent Iredale vs. Portland (March 7)
Doubles:	2	Cam Kozeal vs. Washington State (Feb. 14)
	2	Zane Becker vs. Washington State (Feb. 15)
	2	Wehiwa Aloy vs. ULM (March 5)
Triples:	1	Ryder Helfrick vs. Washington State (Feb. 14)
Home runs:	1	Kendall Diggs vs. Portland (March 7)
	2	(4 times)
Total bases:	10	Brent Iredale vs. Portland (March 7)
Walks:	3	Justin Thomas Jr. vs. Washington State (Feb. 17)
	3	Brent Iredale vs. Grambling (Feb. 25)
Strikeouts:	3	(7 times)
Sac hits:	1	(5 times)
Sac flies:	1	(10 times)
Stolen bases:	1	(15 times)
Hit by pitch:	2	Wehiwa Aloy vs. Washington State (Feb. 14)
Caught stealing:	1	(7 times)
Runners LOB:	5	Charles Davalan vs. Grambling (Feb. 25)
	5	Cam Kozeal vs. Oral Roberts (March 18)

Fielding

Putouts:	15	Ryder Helfrick vs. Charlotte (March 1)
	15	Ryder Helfrick at #13 Ole Miss (March 15)
Assists:	5	Wehiwa Aloy vs. Washington State (Feb. 14)
	5	Wehiwa Aloy vs. Kansas State (Feb. 21 in Arlington, Texas)
	5	Brent Iredale vs. Charlotte (Feb. 28)
Errors:	2	Wehiwa Aloy vs. Michigan (Feb. 23 in Arlington, Texas)
Passed balls:	1	Zane Becker vs. Michigan (Feb. 23 in Arlington, Texas)
	1	Ryder Helfrick vs. Charlotte (Feb. 28)

Pitching

Innings pitched:	6.1	Landon Beidelschies vs. Charlotte (March 2)
Runs allowed:	9	Gabe Gaeckle vs. Charlotte (Feb. 28)
Earned runs:	9	Gabe Gaeckle vs. Charlotte (Feb. 28)
Walks allowed:	4	Gabe Gaeckle vs. Kansas State (Feb. 21 in Arlington, Texas)
Strikeouts:	10	Zach Root vs. #22 TCU (Feb. 22 in Arlington, Texas)
	10	Zach Root vs. Portland (March 8)
Hits allowed:	10	Gabe Gaeckle vs. Charlotte (Feb. 28)
	10	Zach Root at #13 Ole Miss (March 14)
Doubles allowed:	4	Zach Root at #13 Ole Miss (March 14)
Triples allowed:	1	Gage Wood vs. Washington State (Feb. 15)
	1	Gabe Gaeckle vs. Charlotte (Feb. 28)
	1	Gabe Gaeckle vs. Portland (March 7)
Homers allowed:	2	Will McEntire vs. Michigan (Feb. 23 in Arlington, Texas)
	2	Zach Root at #13 Ole Miss (March 14)
	2	Landon Beidelschies at #13 Ole Miss (March 16)
Wild pitches:	2	(4 times)
Hit batters:	2	Christian Foutch vs. Charlotte (Feb. 28)



Zach Root has matched his career high in strikeouts (10) twice this season: vs. #22 TCU (Feb. 22) in the Amegy College Baseball Series at Globe Life Field in Arlington, Texas & vs. Portland (March 8).



THE LAST TIME AN ARKANSAS PLAYER...

Table listing various baseball statistics and the last time an Arkansas player achieved them, including hits in a game, home runs, strikeouts, and more.



THE LAST TIME AN ARKANSAS TEAM...

Scored 10 runs	vs. Portland, March 8, 2025
Scored 11 runs	vs. Charlotte, Feb. 28, 2025
Scored 12 runs	at #13 Ole Miss, March 16, 2025
Scored 13 runs	vs. Arkansas State, April 2, 2024
Scored 14 runs	vs. ULM, March 4, 2025
Scored 15 runs	vs. ULM, March 5, 2025
Scored 16 runs	vs. Omaha, March 28, 2023
Scored 17 runs	vs. SEMO (NCAA Regional), May 31, 2024
Scored 18 runs	vs. McNeese, March 10, 2024
Scored 19 runs	vs. Northwestern State, April 23, 2019
Scored 20 runs	vs. Portland, March 7, 2025
Scored 21 runs	vs. Grambling, Feb. 27, 2024
Scored 22 runs	vs. Louisiana Tech, Feb. 14, 2004
Scored 23 runs	Never
Scored 24 runs	Missouri Southern, Feb. 11, 1998
Scored 25 runs	Missouri Southern, Feb. 4, 2001
Scored 26 runs	vs. UA Pine Bluff, April 14, 2021
Scored 27 runs	Never
Scored 28 runs	vs. Wisconsin-Milwaukee (DH-2), Feb. 18, 2007
Scored 29 runs	Morningside, April 6, 1968
Scored 30 runs	at South Carolina, March 30, 1997
Scored 31 runs	Never
Scored 32 runs	vs. Bucknell, Feb. 17, 2018
Scored 33 runs	vs. Southwest Baptist, March 21, 1984
Had 10 hits	at #13 Ole Miss, March 14, 2025
Had 11 hits	vs. Charlotte, Feb. 28, 2025
Had 12 hits	vs. Florida (DH-2), April 27, 2024
Had 13 hits	vs. Portland, March 7, 2025
Had 14 hits	vs. Grambling, Feb. 25, 2025
Had 15 hits	at #13 Ole Miss, March 15, 2025
Had 16 hits	at #13 Ole Miss, March 16, 2025
Had 17 hits	vs. #16 NC State (NCAA Super Regional), June 11, 2021
Had 18 hits	vs. South Alabama, March 7, 2020
Had 19 hits	vs. UCA, April 5, 2022
Had 20 hits	vs. Grambling, Feb. 27, 2024
Had 21 hits	vs. #2 Stanford (College World Series), June 18, 2022
Had 22 hits	at #6 Vanderbilt, April 14, 2019
Had 23 hits	Centenary, March 31, 1999
Had 24 hits	Georgia, March 17, 2001
Had 25 hits	at Centenary, March 23, 2005
Had 26-29 hits	28 at South Carolina, March 30, 1997
Had 30 hits	vs. Saint Louis, April 7, 2010
Had 31+ hits	32 vs. Southwest Baptist, March 21, 1984
Hit four home runs in a game	4 - Wehiwa Aloy (1), Charles Davalan (1), Kendall Diggs (1), Justin Thomas Jr. (1) vs. Portland, March 8, 2025
Hit five home runs in a game	5 - Wehiwa Aloy (1), Wehiwa Aloy (1), Charles Davalan (1), Logan Maxwell (1), Nolan Souza (1) at #13 Ole Miss, March 15, 2025
Hit six home runs in a game	6 - Ben McLaughlin (2), Hudson White (2), Wehiwa Aloy (1), Kendall Diggs (1) vs. SEMO (NCAA Regional), May 31, 2024
Hit seven home runs in a game	7 - Robert Moore (2), Jalen Battles (1), Chris Lanzilli (1), Chris Slavens (1), Michael Turner (1), Cayden Wallace (1) vs. UCA, April 5, 2022
Hit eight or more home runs in a game	8 - Matt Goodheart (2), Brady Slavens (2), Cullen Smith (2), Charlie Welch (2) vs. UAPB, April 14, 2021
Hit two grand slams in a game	vs. Grambling, Feb. 27, 2024
Hit a grand slam in two consecutive games	vs. UIC, March 12-13, vs. Grambling, March 15, 2022
Hit a grand slam in three consecutive games	vs. ULM, March 4-5, 2025
Had two brothers hit home runs in the same game	Wehiwa Aloy (6th inn.) & Kuhio Aloy (6th inn.) vs. Kansas State, Feb. 21, 2025
3 errors in a game	vs. #2 Kentucky (SEC Tournament), May 23, 2024
4 errors in a game	vs. Michigan, Feb. 25, 2024
5 errors in a game	vs. South Carolina (SEC Tournament), May 23, 2018
6 errors in a game	vs. Eastern Illinois, March 5, 2016
7 errors in a game	vs. LA Tech, March 20, 2001
Overcame a seven-run deficit to win	vs. Texas Tech, April 16, 2024
Overcame an eight-run deficit to win	vs. Charlotte, Feb. 28, 2025
Overcame a nine-run deficit to win	at Louisiana Tech, March 1, 2017
Four consecutive run-rule wins	vs. ULM & Portland, March 4-8, 2025
Shut out an opponent at home	vs. Portland, March 8, 2025
Shut out an opponent on the road	at #23 Auburn, March 21, 2024
Shut out an SEC opponent at home	vs. Missouri, March 16, 2024
Shut out an SEC opponent on the road	at #23 Auburn, March 21, 2024
Shut out by an SEC opponent at home	vs. #24 Vanderbilt, May 15, 2022
Shut out by an SEC opponent on the road	at #5 Texas A&M, May 16, 2024
Threw consecutive seven-inning shutouts	vs. UAPB (15-0, 6-0), April 12, 2022
Threw consecutive nine-inning shutouts	vs. Missouri (8-0, 6-0), March 15-16, 2024
Threw consecutive seven-inning shutouts against an SEC opponent	vs. South Carolina (2-0, 3-0) April 14, 2018
Threw back-to-back nine-inning shutouts against an SEC opponent	vs. Missouri (8-0, 6-0), March 15-16, 2024
Most consecutive shutouts thrown	4, vs. Wisconsin, March 15-16, 1980
Struck out 20 or more opposing batters	at #5 Texas A&M (20), May 16, 2024
Struck out 23 or more opposing batters	vs. #7 Oregon State (23), Feb. 23, 2024
Struck out 25 or more opposing batters (program record)	vs. Oklahoma State (25), Feb. 24, 2024
Struck out 10-plus opposing batters in 10 consecutive games	vs. #7 Oregon State, Oklahoma State, Michigan, Grambling, Murray State, UCA & McNeese, Feb. 23-March 9, 2024
Struck out 20-plus opposing batters in back-to-back games	vs. #7 Oregon State & Oklahoma State, Feb. 23-24, 2024
Had starting pitchers record double-digit strikeouts in three consecutive games	Hagen Smith (12), Brady Tygart (10) & Mason Molina (10) vs. Murray State, March 1-3, 2024
Was shut out	at #5 Texas A&M (1-0), May 16, 2024
Was shut out in back-to-back games	vs. LSU (7-0, 6-0), April 23-24, 2005
Held to 1 hit	vs. Missouri State, May 17, 2016
Held to 2 hits	vs. #24 Vanderbilt, May 15, 2022
Held to 3 hits	vs. #22 TCU, Feb. 22, 2025
Did not strikeout	vs. Eastern Illinois, Feb. 16, 2019
Swept an SEC home weekend series	vs. Ole Miss, April 4-6, 2024
Swept an SEC road weekend series	at Mississippi State, May 5-7, 2023
Was swept in an SEC home weekend series	vs. Alabama, May 13-15, 2016
Was swept in an SEC road weekend series	at Georgia, April 20-22, 2023
Swept a non-conference home weekend series	vs. Portland, March 7-9, 2025
Swept a non-conference road weekend series	at Northwestern State, Feb. 16-18, 1996
Was swept in a non-conference home weekend series	vs. Long Beach State, Feb. 25-27, 2000
Was swept in a non-conference road weekend series	at UNLV, March 19-21, 1994
Won an SEC home weekend series	vs. Mississippi State, May 10-12, 2024
Won an SEC road weekend series	at #13 Ole Miss, March 14-16, 2025
Lost an SEC home weekend series	vs. #24 Vanderbilt, May 13-15, 2022
Lost an SEC road weekend series	at #5 Texas A&M, May 16-18, 2024
Won a non-conference home weekend series	vs. Portland, March 7-9, 2025
Won a non-conference road weekend series	at Louisiana Tech, March 12-14, 2021
Lost a non-conference home weekend series	vs. South Alabama, Feb. 28-March 1, 2014
Lost a non-conference road weekend series	at Texas A&M, Feb. 27-29, 2004
Lost a midweek game	vs. Lipscomb (North Little Rock, Ark.), May 2, 2023



HOME RUN CHART

No.	Player	Game	Date	Opponent	Pitcher	On Base	Inning	Outs	Count	Score	Final
1	Kuhio Aloy (1) !	2	Feb. 14	Washington State [DH-2]	RHP Miles Chandler	2	7th	0	3-1	11-2	W, 14-2 (7)
2	Brent Iredale (1) *	3	Feb. 15	Washington State	RHP Luke Meyers	0	4th	0	1-0	1-2	W, 5-2
3	Brent Iredale (2)	3	Feb. 15	Washington State	LHP Jake Tedesco	0	6th	1	1-2	2-2	W, 5-2
4	Wehiwa Aloy (1)	3	Feb. 15	Washington State	LHP Jake Tedesco	1	8th	0	0-0	3-2	W, 5-2
5	Kuhio Aloy (2) *	4	Feb. 17	Washington State	RHP Bryce Chambers	0	4th	0	0-2	0-0	W, 12-2 (7)
6	Wehiwa Aloy (2) *	5	Feb. 21	vs. Kansas State	LHP Jacob Frost	0	6th	0	2-2	0-2	L, 3-2
7	Kuhio Aloy (3)	5	Feb. 21	vs. Kansas State	LHP Jacob Frost	0	6th	1	3-2	1-2	L, 3-2
8	Wehiwa Aloy (3)	7	Feb. 23	vs. Michigan	RHP David Lally Jr.	0	5th	2	2-1	7-1	W, 8-6
9	Ryder Helfrick (1) ^	8	Feb. 25	Grambling	RHP Landon Clampit	1	5th	2	2-0	10-2	W, 14-3 (7)
10	Justin Thomas Jr. (1) ^	8	Feb. 25	Grambling	RHP Landon Clampit	0	5th	2	1-0	12-2	W, 14-3 (7)
11	Charles Davalan (1)	9	Feb. 28	Charlotte	RHP Mike Szturma	0	3rd	2	3-2	0-5	W, 11-10
12	Logan Maxwell (1) *	9	Feb. 28	Charlotte	RHP Mike Szturma	0	5th	0	0-1	1-9	W, 11-10
13	Logan Maxwell (2)	10	March 1	Charlotte	RHP Blake Gillespie	1	3rd	2	1-1	1-2	W, 8-5
14	Kuhio Aloy (4)	10	March 1	Charlotte	RHP Joseph Taylor	1	7th	2	1-0	6-5	W, 8-5
15	Cam Kozeal (1) *	12	March 4	ULM	LHP Brennan Eager	0	2nd	0	3-2	1-0	W, 14-1 (7)
16	Ryder Helfrick (2) *	12	March 4	ULM	RHP Zach Shaw	0	4th	0	0-1	3-0	W, 14-1 (7)
17	Brent Iredale (3)	12	March 4	ULM	RHP Zach Shaw	1	4th	1	3-1	7-0	W, 14-1 (7)
18	Kuhio Aloy (5) !	12	March 4	ULM	RHP Austin Ackel	3	7th	1	3-2	10-1	W, 14-1 (7)
19	Charles Davalan (2)	13	March 5	ULM	RHP Joey Cirelli	3	3rd	1	1-2	3-3	W, 15-3 (7)
20	Kendall Diggs (1)	13	March 5	ULM	RHP Daniel Gonzalez	0	4th	1	0-0	7-3	W, 15-3 (7)
21	Kuhio Aloy (6)	13	March 5	ULM	RHP Brandon Brewer	2	5th	1	0-2	9-3	W, 15-3 (7)
22	Nolan Souza (1) !	13	March 5	ULM	RHP Jace Duhon	2	7th	2	1-1	12-3	W, 15-3 (7)
23	Brent Iredale (4)	14	March 7	Portland	RHP Carter Gaston	2	2nd	1	2-1	7-2	W, 20-3 (7)
24	Nolan Souza (2)	14	March 7	Portland	RHP Carter Gaston	0	2nd	2	1-2	10-2	W, 20-3 (7)
25	Wehiwa Aloy (4)	14	March 7	Portland	RHP Carter Gaston	1	3rd	0	0-0	11-2	W, 20-3 (7)
26	Brent Iredale (5)	14	March 7	Portland	RHP JT Landwehr	2	5th	1	0-0	15-2	W, 20-3 (7)
27	Wehiwa Aloy (5)	14	March 7	Portland	RHP JT Landwehr	1	6th	2	3-1	18-2	W, 20-3 (7)
28	Justin Thomas Jr. (2)	15	March 8	Portland	RHP Kaden Segel	1	4th	2	1-1	3-0	W, 10-0 (7)
29	Wehiwa Aloy (6)	15	March 8	Portland	RHP Kaden Segel	1	4th	2	1-0	5-0	W, 10-0 (7)
30	Charles Davalan (3)	15	March 8	Portland	RHP Kaden Segel	0	6th	2	2-2	7-0	W, 10-0 (7)
31	Kendall Diggs (2) !	15	March 8	Portland	RHP Nolan Umlandt	1	7th	2	0-1	8-0	W, 10-0 (7)
32	Brent Iredale (6)	16	March 9	Portland	LHP Ryan Rembisz	2	1st	1	0-1	0-0	W, 5-3
33	Ryder Helfrick (3) *	16	March 9	Portland	LHP Ryan Rembisz	0	2nd	0	3-1	3-1	W, 5-3
34	Brent Iredale (7)	17	March 11	UCA	RHP Perry Titlow	1	2nd	0	1-0	0-0	W, 9-2
35	Kuhio Aloy (7)	17	March 11	UCA	RHP Jake Jones	1	3rd	2	1-0	2-0	W, 9-2
36	Cam Kozeal (2)	17	March 11	UCA	RHP Gavin Alveti	2	4th	2	0-1	6-1	W, 9-2
37	Logan Maxwell (3)	18	March 14	at #13 Ole Miss	RHP Mason Morris	0	7th	1	0-0	4-10	L, 10-6
38	Charles Davalan (4)	18	March 14	at #13 Ole Miss	RHP Mason Morris	0	9th	1	2-2	5-10	L, 10-6
39	Charles Davalan (5)	19	March 15	at #13 Ole Miss	RHP Riley Maddox	1	5th	0	0-1	1-2	W, 12-3
40	Wehiwa Aloy (7)	19	March 15	at #13 Ole Miss	RHP Will McCausland	0	5th	0	0-1	3-2	W, 12-3
41	Kuhio Aloy (8)	19	March 15	at #13 Ole Miss	RHP Will McCausland	0	5th	0	0-0	4-2	W, 12-3
42	Logan Maxwell (4) *	19	March 15	at #13 Ole Miss	RHP Landon Waters	0	9th	0	1-2	9-3	W, 12-3
43	Nolan Souza (3)	19	March 15	at #13 Ole Miss	RHP Landon Waters	0	9th	0	1-1	10-3	W, 12-3
44	Wehiwa Aloy (8)	20	March 16	at #13 Ole Miss	RHP Brayden Jones	1	6th	2	0-0	5-4	W, 12-3
45	Wehiwa Aloy (9)	20	March 16	at #13 Ole Miss	RHP Connor Spencer	2	9th	2	0-1	9-9	W, 12-3

* - indicates leadoff home run | ^ - indicates back-to-back home run | ! - indicates walk-off home run | + - indicates pinch-hit home run

HOME RUN DATA CHART III



No.	Player	Game	Date	Opponent	Pitcher	Location	Distance	Launch Angle	Exit Velo
1	Kuhio Aloy (1)	2	Feb. 14	Washington State [DH-2]	RHP Miles Chandler	LF	386 feet	31.7 degrees	110 mph
2	Brent Iredale (1)	3	Feb. 15	Washington State	RHP Luke Meyers	LF	391 feet	25.3 degrees	109 mph
3	Brent Iredale (2)	3	Feb. 15	Washington State	LHP Jake Tedesco	LF	401 feet	32.5 degrees	103 mph
4	Wehiwa Aloy (1)	3	Feb. 15	Washington State	LHP Jake Tedesco	RC	414 feet	31.4 degrees	105 mph
5	Kuhio Aloy (2)	4	Feb. 17	Washington State	RHP Bryce Chambers	LF	340 feet	21.6 degrees	98 mph
6	Wehiwa Aloy (2)	5	Feb. 21	vs. Kansas State	LHP Jacob Frost	RF	360 feet	34.9 degrees	102 mph
7	Kuhio Aloy (3)	5	Feb. 21	vs. Kansas State	LHP Jacob Frost	LF	435 feet	23.1 degrees	112 mph
8	Wehiwa Aloy (3)	7	Feb. 23	vs. Michigan	RHP David Lally Jr.	RL	350 feet	29.1 degrees	102 mph
9	Ryder Helfrick (1)	8	Feb. 25	Grambling	RHP Landon Clampit	LF	426 feet	27.5 degrees	107 mph
10	Justin Thomas Jr. (1)	8	Feb. 25	Grambling	RHP Landon Clampit	LF	417 feet	28.3 degrees	108 mph
11	Charles Davalan (1)	9	Feb. 28	Charlotte	RHP Mike Szturma	LF	358 feet	29.3 degrees	92 mph
12	Logan Maxwell (1)	9	Feb. 28	Charlotte	RHP Mike Szturma	RC	387 feet	27.9 degrees	101 mph
13	Logan Maxwell (2)	10	March 1	Charlotte	RHP Blake Gillespie	CF	410 feet	21.3 degrees	103 mph
14	Kuhio Aloy (4)	10	March 1	Charlotte	RHP Joseph Taylor	CF	412 feet	19.6 degrees	111 mph
15	Cam Kozeal (1)	12	March 4	ULM	LHP Brennan Eager	LC	401 feet	21.1 degrees	103 mph
16	Ryder Helfrick (2)	12	March 4	ULM	RHP Zach Shaw	LF	379 feet	40.7 degrees	103 mph
17	Brent Iredale (3)	12	March 4	ULM	RHP Zach Shaw	LC	427 feet	30.4 degrees	109 mph
18	Kuhio Aloy (5)	12	March 4	ULM	RHP Austin Ackel	LF	447 feet	36.0 degrees	98 mph
19	Charles Davalan (2)	13	March 5	ULM	RHP Joey Cirelli	RC	416 feet	24.7 degrees	107 mph
20	Kendall Diggs (1)	13	March 5	ULM	RHP Daniel Gonzalez	RF	388 feet	29.4 degrees	103 mph
21	Kuhio Aloy (6)	13	March 5	ULM	RHP Brandon Brewer	LC	402 feet	17.8 degrees	107 mph
22	Nolan Souza (1)	13	March 5	ULM	RHP Jace Duhon	LC	420 feet	33.3 degrees	103 mph
23	Brent Iredale (4)	14	March 7	Portland	RHP Carter Gaston	LF	446 feet	27.8 degrees	108 mph
24	Nolan Souza (2)	14	March 7	Portland	RHP Carter Gaston	LF	338 feet	24.1 degrees	98 mph
25	Wehiwa Aloy (4)	14	March 7	Portland	RHP Carter Gaston	CF	437 feet	24.8 degrees	110 mph
26	Brent Iredale (5)	14	March 7	Portland	RHP JT Landwehr	RF	365 feet	37.6 degrees	100 mph
27	Wehiwa Aloy (5)	14	March 7	Portland	RHP JT Landwehr	LC	438 feet	20.0 degrees	113 mph
28	Justin Thomas Jr. (2)	15	March 8	Portland	RHP Kaden Segel	LC	398 feet	22.3 degrees	107 mph
29	Wehiwa Aloy (6)	15	March 8	Portland	RHP Kaden Segel	LF	389 feet	19.5 degrees	112 mph
30	Charles Davalan (3)	15	March 8	Portland	RHP Kaden Segel	RF	388 feet	31.7 degrees	100 mph
31	Kendall Diggs (2) !	15	March 8	Portland	RHP Nolan Umlandt	RC	372 feet	27.6 degrees	98 mph
32	Brent Iredale (6)	16	March 9	Portland	LHP Ryan Rembisz	LC	382 feet	29.5 degrees	103 mph
33	Ryder Helfrick (3) *	16	March 9	Portland	LHP Ryan Rembisz	RC	409 feet	33.3 degrees	107 mph
34	Brent Iredale (7)	17	March 11	UCA	RHP Perry Titlow	LL	403 feet	25.2 degrees	107 mph
35	Kuhio Aloy (7)	17	March 11	UCA	RHP Jake Jones	LC	408 feet	29.9 degrees	105 mph
36	Cam Kozeal (2)	17	March 11	UCA	RHP Gavin Alveti	LF	353 feet	32.0 degrees	98 mph
37	Logan Maxwell (3)	18	March 14	at #13 Ole Miss	RHP Mason Morris	LF	379 feet	31.4 degrees	101 mph
38	Charles Davalan (4)	18	March 14	at #13 Ole Miss	RHP Mason Morris	RC	397 feet	29.6 degrees	100 mph
39	Charles Davalan (5)	19	March 15	at #13 Ole Miss	RHP Riley Maddox	RF	398 feet	28.5 degrees	100 mph
40	Wehiwa Aloy (7)	19	March 15	at #13 Ole Miss	RHP Will McCausland	CF	432 feet	30.3 degrees	107 mph
41	Kuhio Aloy (8)	19	March 15	at #13 Ole Miss	RHP Will McCausland	LF	385 feet	20.3 degrees	110 mph
42	Logan Maxwell (4) *	19	March 15	at #13 Ole Miss	RHP Landon Waters	RF	382 feet	38.4 degrees	102 mph
43	Nolan Souza (3)	19	March 15	at #13 Ole Miss	RHP Landon Waters	RF	341 feet	43.7 degrees	98 mph
44	Wehiwa Aloy (8)	20	March 16	at #13 Ole Miss	RHP Brayden Jones	LC	404 feet	21.4 degrees	111 mph
45	Wehiwa Aloy (9)	20	March 16	at #13 Ole Miss	RHP Connor Spencer	RF	346 feet	20.5 degrees	105 mph

LF - left field | LL - left field line | LC - left center field | CF - center field | RC - right center field | RF - right field | RL - right field line



||| TEAM PITCHING GAME-BY-GAME

STARTERS GAME-BY-GAME

Opponent	W-L	IP	H	R	ER	BB	K
WSU [DH-1]	--	5.0	1	0	0	1	7
WSU [DH-2]	W	5.0	2	1	1	1	8
WSU	--	5.0	2	2	2	1	7
WSU	W	5.0	4	1	1	1	7
vs. Kansas State	--	5.2	5	2	2	4	2
vs. #22 TCU	--	5.0	2	1	1	2	10
vs. Michigan	=--	2.0	2	1	0	0	6
Grambling	W	3.0	1	1	1	2	2
Charlotte	--	3.0	10	9	9	1	3
Charlotte	--	5.1	5	3	3	2	8
Charlotte	W	6.1	4	1	1	1	7
ULM	W	3.0	1	0	0	1	6
ULM	W	4.0	5	3	3	1	2
Portland	W	5.1	2	2	2	3	7
Portland	W	6.0	3	0	0	1	10
Portland	W	5.0	8	3	3	0	6
UCA	W	3.0	1	0	0	0	3
at #13 Ole Miss	L	3.0	10	7	7	2	3
at #13 Ole Miss	--	4.0	1	2	2	3	8
at #13 Ole Miss	--	2.1	4	4	4	2	2
Oral Roberts	--	4.0	1	0	0	0	5

BULLPEN GAME-BY-GAME

Opponent	W-L	IP	H	R	ER	BB	K
WSU [DH-1]	W	5.0	5	2	1	0	3
WSU [DH-2]	--	2.0	3	1	1	0	1
WSU	W	4.0	4	0	0	0	3
WSU	--	2.0	2	1	1	1	1
Kansas State	L	3.1	3	1	1	0	1
vs. #22 TCU	W	4.0	2	0	0	3	1
vs. Michigan	W	7.0	9	5	3	5	7
Grambling	--	4.0	3	3	2	1	5
Charlotte	W	6.0	5	1	1	0	9
Charlotte	W	3.2	3	2	2	2	7
Charlotte	--	2.2	2	2	2	0	5
ULM	--	4.0	5	1	1	1	6
ULM	--	3.0	0	0	0	0	4
Portland	--	1.2	4	1	1	0	1
Portland	--	1.0	1	0	0	0	1
Portland	--	4.0	2	0	0	0	2
UCA	--	6.0	6	2	2	3	10
at #13 Ole Miss	--	5.0	4	3	3	3	5
at #13 Ole Miss	W	5.0	3	1	1	0	10
at #13 Ole Miss	W	6.2	6	5	5	6	8
Oral Roberts	W	5.0	6	1	1	2	3

STARTING PITCHER GAME-BY-GAME

Date / Opponent	Starting Pitcher
Feb. 14 / WSU [DH-1]	RHP Gabe Gaeckle
Feb. 14 / WSU [DH-2]	LHP Zach Root
Feb. 15 / WSU	RHP Gage Wood
Feb. 17 / WSU	LHP Landon Beidelschies
Feb. 21 / Kansas State	RHP Gabe Gaeckle
Feb. 22 / #22 TCU	LHP Zach Root
Feb. 23 / Michigan	RHP Gage Wood
Feb. 25 / Grambling	RHP Ben Bybee
Feb. 28 / Charlotte	RHP Gabe Gaeckle
March 1 / Charlotte	LHP Zach Root
March 2 / Charlotte	LHP Landon Beidelschies
March 4 / ULM	LHP Colin Fisher
March 5 / ULM	RHP Ben Bybee
March 7 / Portland	RHP Gabe Gaeckle
March 8 / Portland	LHP Zach Root
March 9 / Portland	LHP Landon Beidelschies
March 11 / UCA	LHP Colin Fisher
March 14 / at #13 Ole Miss	LHP Zach Root
March 15 / at #13 Ole Miss	RHP Gabe Gaeckle
March 16 / at #13 Ole Miss	LHP Landon Beidelschies
March 18 / Oral Roberts	RHP Ben Bybee



STARTER STATISTICS

Player	era	w-l	app	gs	cg	sho	sv	ip	h	r	er	bb	so	2b	3b	hr	b/avg	wp	hp	bk	sfa	sha
38 Colin Fisher	0.00	2-0	2	2	0	0/0	0	6.0	2	0	0	1	9	1	0	0	.100	0	0	0	0	0
14 Gage Wood	2.57	0-0	2	2	0	0/0	0	7.0	4	3	2	1	13	1	1	0	.160	1	1	0	1	0
40 Ben Bybee	3.27	2-0	3	3	0	0/0	0	11.0	7	4	4	3	9	0	0	1	.179	0	0	0	0	0
35 Landon Beidelschie	4.34	2-0	4	4	0	0/0	0	18.2	20	9	9	4	22	4	0	4	.270	1	1	0	0	1
33 Zach Root	4.44	2-1	5	5	0	0/1	0	24.1	22	12	12	8	39	8	0	2	.232	1	4	0	0	1
20 Gabe Gaeckle	5.87	1-0	5	5	0	0/0	0	23.0	19	15	15	12	27	5	2	1	.218	6	3	0	0	1
Totals	4.20	9-1	21	21	0	1/1	0	90.0	74	43	42	29	119	19	3	8	.218	9	9	0	1	3
Opponents	7.23	1-10	21	21	0	0/0	0	79.2	92	70	64	38	71	20	0	17	.288	6	12	0	2	1

TEAM RECORD PER STARTER

Pitcher (Total Starts)	Record
Landon Beidelschies (4)	4-0
Ben Bybee (3)	3-0
Colin Fisher (2)	2-0
Gage Wood (2)	2-0
Gabe Gaeckle (5)	4-1
Zach Root (5)	4-1

QUALITY STARTS

Pitcher (Total Starts)	QS	Record
Landon Beidelschies (4)	1	1-0
Zach Root (5)	1	1-0
Ben Bybee (3)	0	0-0
Colin Fisher (2)	0	0-0
Gabe Gaeckle (5)	0	0-0
Gage Wood (2)	0	0-0

RUN SUPPORT

Pitcher (Total Starts)	Runs	Per Start
Colin Fisher (2)	23	11.5
Ben Bybee (3)	33	11.0
Gabe Gaeckle (5)	48	9.6
Landon Beidelschies (4)	33	8.3
Zach Root (5)	40	8.0
Gage Wood (2)	13	6.5

RELIEVER STATISTICS

Player	era	w-l	app	gs	cg	sho	sv	ip	h	r	er	bb	so	2b	3b	hr	b/avg	wp	hp	bk	sfa	sha
35 Landon Beidelschie	0.00	1-0	1	0	0	0/0	0	2.2	1	0	0	1	0	0	0	0	.143	0	0	0	0	0
36 Parker Coil	0.69	1-0	9	0	0	0/0	0	13.0	12	3	1	1	14	1	0	1	.235	0	0	0	1	0
31 Dylan Carter	1.86	3-0	7	0	0	0/0	0	9.2	11	2	2	4	10	3	0	0	.314	4	2	0	1	1
16 Aiden Jimenez	2.00	1-0	6	0	0	0/0	1	9.0	8	2	2	2	12	2	0	0	.250	0	0	0	0	0
46 Christian Foutch	2.70	1-0	7	0	0	0/0	3	6.2	5	3	2	4	4	0	0	0	.217	1	5	0	0	1
44 Carson Wiggins	3.00	1-0	6	0	0	0/0	3	6.0	3	2	2	4	8	1	0	0	.143	3	0	0	0	0
41 Will McEntire	3.27	1-0	7	0	0	0/0	0	11.0	7	4	4	1	13	1	0	4	.184	1	1	0	0	1
40 Ben Bybee	3.60	0-0	3	0	0	0/0	0	5.0	5	2	2	2	4	1	0	0	.263	0	1	1	0	0
29 Cole Gibler	3.86	1-0	5	0	0	0/0	0	7.0	7	3	3	3	12	1	0	0	.259	1	2	0	0	0
26 Tate McGuire	5.40	0-1	6	0	0	0/0	1	6.2	7	4	4	2	6	2	0	1	.280	0	0	0	0	0
38 Colin Fisher	6.35	0-0	5	0	0	0/1	0	5.2	7	4	4	3	7	1	0	2	.318	1	0	0	0	1
13 Steele Eaves	6.75	0-0	2	0	0	0/0	0	2.2	5	2	2	0	3	0	0	0	.385	1	2	0	0	0
Totals	2.96	10-1	21	0	0	1/1	8	85.0	78	31	28	27	93	13	0	8	.249	12	13	1	2	4
Opponents	11.71	1-9	21	0	0	0/0	0	83.0	123	120	108	74	83	20	2	28	.343	14	20	4	8	4



||| GAME-BY-GAME BATTING ORDER

RECORD: 19-2 • **HOME:** 15-0 • **AWAY:** 2-1 • **NEUTRAL:** 2-1 • **SEC:** 2-1

Date	Opponent	1	2	3	4	5	6	7	8	9
Feb. 14	Washington State [DH-1]	Davalan	W. Aloy	Maxwell	Iredale	Souza	Peppi	Diggs	Helfrick	Thomas Jr.
Feb. 14	Washington State [DH-2]	Davalan	W. Aloy	Peppi	Iredale	K. Aloy	Helfrick	Anderson	Kozeal	Thomas Jr.
Feb. 15	Washington State	Davalan	W. Aloy	Maxwell	Iredale	Diggs	Peppi	Souza	Becker	Thomas Jr.
Feb. 17	Washington State	Davalan	W. Aloy	Peppi	Iredale	K. Aloy	Helfrick	Boles	Kozeal	Thomas Jr.
Feb. 21	vs. Kansas State	Davalan	W. Aloy	Iredale	K. Aloy	Peppi	Diggs	Helfrick	Souza	Thomas Jr.
Feb. 22	vs. #22 TCU	Davalan	W. Aloy	Maxwell	Iredale	Kozeal	Diggs	Helfrick	Fraser	Thomas Jr.
Feb. 23	vs. Michigan	Davalan	W. Aloy	Maxwell	Iredale	Kozeal	Diggs	Helfrick	Souza	Thomas Jr.
Feb. 25	Grambling	Davalan	W. Aloy	Maxwell	Iredale	K. Aloy	Peppi	Souza	Helfrick	Thomas Jr.
Feb. 28	Charlotte	Davalan	W. Aloy	Maxwell	Iredale	K. Aloy	Kozeal	Helfrick	Souza	Thomas Jr.
March 1	Charlotte	Davalan	W. Aloy	Maxwell	Iredale	Diggs	Aloy	Kozeal	Souza	Helfrick
March 2	Charlotte	Thomas Jr.	W. Aloy	Maxwell	Iredale	K. Aloy	Peppi	Boles	Fraser	Helfrick
March 4	ULM	Davalan	W. Aloy	Maxwell	K. Aloy	Iredale	Diggs	Kozeal	Helfrick	Souza
March 5	ULM	Davalan	W. Aloy	Iredale	K. Aloy	Diggs	Peppi	Souza	Becker	Thomas Jr.
March 7	Portland	Davalan	W. Aloy	Maxwell	K. Aloy	Iredale	Kozeal	Souza	Helfrick	Thomas Jr.
March 8	Portland	Davalan	W. Aloy	Kozeal	K. Aloy	Iredale	Diggs	Helfrick	Souza	Thomas Jr.
March 9	Portland	Davalan	W. Aloy	K. Aloy	Iredale	Peppi	Boles	Helfrick	Souza	Thomas Jr.
March 11	UCA	Davalan	W. Aloy	Maxwell	K. Aloy	Iredale	Kozeal	Diggs	Becker	Fraser
March 14	at #13 Ole Miss *	Davalan	W. Aloy	Maxwell	K. Aloy	Iredale	Peppi	Helfrick	Souza	Thomas Jr.
March 15	at #13 Ole Miss *	Davalan	W. Aloy	K. Aloy	Iredale	Maxwell	Peppi	Kozeal	Helfrick	Thomas Jr.
March 16	at #13 Ole Miss *	Davalan	W. Aloy	K. Aloy	Maxwell	Iredale	Kozeal	Diggs	Helfrick	Souza
March 18	Oral Roberts	Davalan	W. Aloy	K. Aloy	Maxwell	Iredale	Kozeal	Boles	Souza	Becker

GAME-BY-GAME DEFENSIVE LINEUP |||



RECORD: 19-2 • **HOME:** 15-0 • **AWAY:** 2-1 • **NEUTRAL:** 2-1 • **SEC:** 2-1

Date	Opponent	C	1B	2B	3B	SS	LF	CF	RF	DH	P
Feb. 14	Washington State [DH-1]	Helfrick	Peppi	Souza	Iredale	W. Aloy	Thomas Jr.	Davalan	Diggs	Maxwell	Gaeckle
Feb. 14	Washington State [DH-2]	Helfrick	Anderson	Kozeal	Iredale	W. Aloy	Thomas Jr.	Davalan	Peppi	K. Aloy	Root
Feb. 15	Washington State	Becker	Peppi	Souza	Iredale	W. Aloy	Thomas Jr.	Davalan	Diggs	Maxwell	Wood
Feb. 17	Washington State	Helfrick	Peppi	Kozeal	Iredale	W. Aloy	Thomas Jr.	Davalan	Boles	K. Aloy	Beidelschies
Feb. 21	vs. Kansas State	Helfrick	Peppi	Souza	Iredale	W. Aloy	Davalan	Thomas Jr.	Diggs	K. Aloy	Gaeckle
Feb. 22	vs. #22 TCU	Helfrick	Kozeal	Fraser	Iredale	W. Aloy	Davalan	Thomas Jr.	Diggs	Maxwell	Root
Feb. 23	vs. Michigan	Helfrick	Kozeal	Souza	Iredale	W. Aloy	Davalan	Thomas Jr.	Diggs	Maxwell	Wood
Feb. 25	Grambling	Helfrick	Peppi	Souza	Iredale	W. Aloy	Davalan	Thomas Jr.	Maxwell	K. Aloy	Bybee
Feb. 28	Charlotte	Helfrick	Kozeal	Souza	Iredale	W. Aloy	Davalan	Thomas Jr.	Maxwell	K. Aloy	Gaeckle
March 1	Charlotte	Helfrick	Kozeal	Souza	Iredale	W. Aloy	Maxwell	Davalan	Diggs	K. Aloy	Root
March 2	Charlotte	Helfrick	Peppi	Fraser	Iredale	W. Aloy	Boles	Thomas Jr.	Maxwell	K. Aloy	Beidelschies
March 4	ULM	Helfrick	Kozeal	Souza	Iredale	W. Aloy	Maxwell	Davalan	Diggs	K. Aloy	Fisher
March 5	ULM	Becker	Peppi	Souza	Iredale	W. Aloy	Davalan	Thomas Jr.	Diggs	K. Aloy	Bybee
March 7	Portland	Helfrick	Kozeal	Souza	Iredale	W. Aloy	Davalan	Thomas Jr.	Maxwell	K. Aloy	Gaeckle
March 8	Portland	Helfrick	Kozeal	Souza	Iredale	W. Aloy	Davalan	Thomas Jr.	Diggs	K. Aloy	Root
March 9	Portland	Helfrick	Peppi	Souza	Iredale	W. Aloy	Davalan	Thomas Jr.	Boles	K. Aloy	Beidelschies
March 11	UCA	Becker	Kozeal	Fraser	Iredale	W. Aloy	Maxwell	Davalan	Diggs	K. Aloy	Fisher
March 14	at #13 Ole Miss *	Helfrick	Peppi	Souza	Iredale	W. Aloy	Davalan	Thomas Jr.	Maxwell	K. Aloy	Root
March 15	at #13 Ole Miss *	Helfrick	Peppi	Kozeal	Iredale	W. Aloy	Davalan	Thomas Jr.	Maxwell	K. Aloy	Gaeckle
March 16	at #13 Ole Miss *	Helfrick	Kozeal	Souza	Iredale	W. Aloy	Maxwell	Davalan	Diggs	K. Aloy	Beidelschies
March 18	Oral Roberts	Becker	Kozeal	Souza	Iredale	W. Aloy	Boles	Davalan	Maxwell	K. Aloy	Bybee



||| GAME-BY-GAME HITTING

RECORD: 19-2 • **HOME:** 15-0 • **AWAY:** 2-1 • **NEUTRAL:** 2-1 • **SEC:** 2-1

Date	Opponent	AB	R	H	RBI	2B	3B	HR	BB	IBB	SB	CS	HBP	SAC	SF	GDP	K	PO	A	E	Avg
Feb. 14	Washington State [DH-1]	32	3	6	2	0	0	0	6	1	3	1	0	0	2	1	9	30	9	2	.188
Feb. 14	Washington State [DH-2]	30	14	13	14	6	1	1	8	0	1	0	3	0	0	1	5	21	7	0	.306
Feb. 15	Washington State	31	5	9	5	4	0	3	3	0	0	2	1	0	0	0	8	27	7	0	.301
Feb. 17	Washington State	28	12	10	10	2	0	1	11	0	1	1	2	0	0	0	6	21	13	0	.314
Feb. 21	vs. Kansas State	33	2	7	2	2	0	2	2	0	0	0	1	0	0	0	11	27	14	0	.292
Feb. 22	vs. #22 TCU	29	2	3	2	1	0	0	3	0	1	0	1	1	0	0	7	27	9	2	.262
Feb. 23	vs. Michigan	33	8	10	7	3	0	1	8	0	0	1	2	0	0	1	7	27	6	2	.269
Feb. 25	Grambling	29	14	14	13	2	0	2	10	0	1	0	3	0	2	0	3	21	11	0	.294
Feb. 28	Charlotte	36	11	11	11	3	0	2	4	0	0	0	2	0	0	0	9	27	9	0	.295
March 1	Charlotte	33	8	10	8	3	0	2	4	0	0	0	1	1	0	0	7	27	6	0	.296
March 2	Charlotte	34	4	13	3	2	0	0	3	0	0	2	0	1	1	0	8	27	6	0	.305
March 4	ULM	33	14	15	12	2	0	4	4	1	0	0	2	0	1	1	6	21	5	0	.318
March 5	ULM	28	15	9	14	2	0	4	13	0	1	0	2	0	0	1	2	21	6	0	.318
March 7	Portland	31	20	13	19	2	1	5	6	0	2	0	3	0	0	0	7	21	8	0	.325
March 8	Portland	29	10	10	10	2	0	4	2	0	2	1	1	1	0	0	4	21	5	0	.326
March 9	Portland	31	5	7	5	0	0	2	3	0	1	0	0	0	0	0	8	27	10	0	.320
March 11	UCA	31	9	6	9	0	0	3	7	0	1	0	2	0	0	1	9	27	7	0	.313
March 14	at #13 Ole Miss *	36	6	10	6	1	0	2	2	0	0	0	1	0	1	1	14	24	5	1	.310
March 15	at #13 Ole Miss *	40	12	15	11	1	0	5	2	0	0	0	2	1	2	0	13	27	8	1	.315
March 16	at #13 Ole Miss *	44	12	16	12	2	0	2	4	1	1	0	0	0	0	1	9	27	6	1	.318
March 18	Oral Roberts	28	4	8	3	0	0	0	7	0	1	0	3	0	1	3	2	27	7	0	.317
	Totals	679	190	215	178	40	2	45	112	3	16	7	32	5	10	11	154	525	164	9	.317



RECORD: 19-2 • HOME: 15-0 • AWAY: 2-1 • NEUTRAL: 2-1 • SEC: 2-1

Date	Opponent	IP	H	R	ER	BB	SO	2B	3B	HR	WP	BK	HBP	DP	IBB	Score	W	L	SV	ERA
Feb. 14	Washington State [DH-1]	10.0	6	2	1	1	10	0	0	1	1	0	1	2	0	3-2	1	0	0	0.90
Feb. 14	Washington State [DH-2]	7.0	5	2	2	1	9	1	0	0	0	0	1	2	0	14-2	2	0	0	1.59
Feb. 15	Washington State	9.0	6	2	2	1	10	3	1	0	2	0	0	0	0	5-2	3	0	1	1.73
Feb. 17	Washington State	7.0	6	2	2	2	8	2	0	0	0	0	0	1	0	12-2	4	0	1	1.91
Feb. 21	vs. Kansas State	9.0	8	3	3	4	3	2	0	0	1	0	0	2	0	2-3	4	1	1	2.14
Feb. 22	vs. #22 TCU	9.0	4	1	1	5	11	0	0	0	1	0	1	2	0	2-1	5	1	2	1.94
Feb. 23	vs. Michigan	9.0	11	6	3	5	13	1	0	2	3	0	2	2	0	8-6	6	1	3	2.10
Feb. 25	Grambling	7.0	4	3	3	3	7	1	0	0	1	0	1	1	0	14-3	7	1	3	2.28
Feb. 28	Charlotte	9.0	15	10	10	1	12	5	1	2	3	0	3	0	0	11-10	8	1	4	3.20
March 1	Charlotte	9.0	8	5	5	4	15	3	0	1	0	0	1	1	0	8-5	9	1	5	3.39
March 2	Charlotte	9.0	6	3	3	1	12	0	0	1	1	0	1	0	0	4-3	10	1	5	3.35
March 4	ULM	7.0	6	1	1	2	12	1	0	0	2	0	0	1	0	14-1	11	1	5	3.21
March 5	ULM	7.0	5	3	3	1	6	0	0	1	0	0	0	0	0	15-3	12	1	5	3.25
March 7	Portland	7.0	6	3	3	3	8	0	1	0	1	0	2	0	0	20-3	13	1	5	3.29
March 8	Portland	7.0	4	0	0	1	11	1	0	0	0	0	0	0	0	10-0	14	1	5	3.10
March 9	Portland	9.0	10	3	3	0	8	2	0	1	2	0	1	1	0	5-3	15	1	6	3.09
March 11	UCA	9.0	7	2	2	3	13	1	0	0	0	1	3	1	0	9-2	16	1	6	3.02
March 14	at #13 Ole Miss *	8.0	14	10	10	5	8	6	0	2	0	0	2	0	0	6-10	16	2	6	3.47
March 15	at #13 Ole Miss *	9.0	4	3	3	3	18	1	0	1	2	0	1	1	0	12-3	17	2	7	3.44
March 16	at #13 Ole Miss *	9.0	10	9	9	8	10	2	0	4	0	0	2	0	0	12-9	18	2	7	3.74
March 18	Oral Roberts	9.0	7	1	1	2	8	0	0	0	1	0	0	0	0	4-1	19	2	8	3.60
	Totals	175.0	152	74	70	56	212	32	3	16	21	1	22	17	0	190-74	19	2	8	3.60



1 ROCCO PEPPI

SEASON HIGHS

Category	High	Opponent (Last)	Date
Hits	2	3x (at #13 Ole Miss)	3/16/25
Runs	2	2x (ULM)	3/5/25
Doubles	1	2x (Charlotte)	2/28/25
Triples	--	--	--
Home Runs	--	--	--
RBI	4	Grambling	2/25/25
Walks	2	2x (ULM)	3/5/25
Stolen Bases	--	--	--

CAREER HIGHS

Category	High	Opponent (Last)	Date
Hits	4	3x (at Washington State)	4/28/24
Runs	4	3x (at New Mexico)	4/13/24
Doubles	2	2x (at Sacramento State)	3/12/24
Triples	--	--	--
Home Runs	2	2x (San Jose State)	4/20/24
RBI	5	Gonzaga	3/12/22
Walks	2	8x (ULM)	3/5/25
Stolen Bases	1	3x (at Washington State)	4/28/24



3 NOLAN SOUZA

SEASON HIGHS

Category	High	Opponent (Last)	Date
Hits	2	ULM	3/4/25
Runs	2	2x (Portland)	3/8/25
Doubles	1	2x (at #13 Ole Miss)	3/16/25
Triples	--	--	--
Home Runs	1	3x (at #13 Ole Miss)	3/15/25
RBI	3	ULM	3/5/25
Walks	2	ULM	3/5/25
Stolen Bases	1	3x (Portland)	3/8/25

CAREER HIGHS

Category	High	Opponent (Last)	Date
Hits	3	3x (Ole Miss)	4/6/24
Runs	2	5x (ULM)	3/4/25
Doubles	1	9x (at #13 Ole Miss)	3/16/25
Triples	--	--	--
Home Runs	2	Missouri	3/15/24
RBI	5	Ole Miss	4/6/24
Walks	3	San Jose State	4/9/24
Stolen Bases	1	6x (Portland)	3/8/25



4 JUSTIN THOMAS JR.

SEASON HIGHS

Category	High	Opponent (Last)	Date
Hits	2	Grambling	2/25/25
Runs	3	Washington State	2/17/25
Doubles	1	2x (Grambling)	2/25/25
Triples	--	--	--
Home Runs	1	2x (Portland)	3/8/25
RBI	2	Portland	3/8/25
Walks	3	Washington State	2/17/25
Stolen Bases	1	3x (Portland)	3/7/25

CAREER HIGHS

Category	High	Opponent (Last)	Date
Hits	1	7x (vs. #22 TCU)	2/22/25
Runs	3	Washington State	2/17/25
Doubles	1	3x (Grambling)	2/25/25
Triples	--	--	--
Home Runs	1	3x (Portland)	3/8/25
RBI	2	3x (Portland)	3/8/25
Walks	3	Washington State	2/17/25
Stolen Bases	1	3x (Portland)	3/7/25



5 KENDALL DIGGS

SEASON HIGHS

Category	High	Opponent (Last)	Date
Hits	1	8x (Portland)	3/8/25
Runs	1	6x (Portland)	3/8/25
Doubles	1	2x (vs. Michigan)	2/23/25
Triples	1	Portland	3/7/25
Home Runs	1	2x (Portland)	3/8/25
RBI	2	2x (Portland)	3/8/25
Walks	1	6x (UCA)	3/11/25
Stolen Bases	1	vs. #22 TCU	2/22/25

CAREER HIGHS

Category	High	Opponent (Last)	Date
Hits	3	6x (Ole Miss)	4/6/24
Runs	3	4x (SEMO)	5/31/24
Doubles	2	5x (at #20 South Carolina)	4/20/24
Triples	1	3x (Portland)	3/7/25
Home Runs	1	24x (Portland)	3/8/25
RBI	5	at Mississippi State	5/6/23
Walks	3	2x (James Madison)	2/17/24
Stolen Bases	1	7x (vs. #22 TCU)	2/22/25



6 GABE FRASER

SEASON HIGHS

Category	High	Opponent (Last)	Date
Hits	1	Charlotte	3/2/25
Runs	1	3x (Oral Roberts)	3/18/25
Doubles	--	--	--
Triples	--	--	--
Home Runs	--	--	--
RBI	1	Grambling	2/25/25
Walks	--	--	--
Stolen Bases	--	--	--

CAREER HIGHS

Category	High	Opponent (Last)	Date
Hits	1	Charlotte	3/2/25
Runs	1	3x (Oral Roberts)	3/18/25
Doubles	--	--	--
Triples	--	--	--
Home Runs	--	--	--
RBI	1	Grambling	2/25/25
Walks	--	--	--
Stolen Bases	--	--	--



8 CAM KOZEAL

SEASON HIGHS

Category	High	Opponent (Last)	Date
Hits	3	at #13 Ole Miss	3/15/25
Runs	2	4x (at #13 Ole Miss)	3/15/25
Doubles	2	Washington State [DH-2]	2/14/25
Triples	--	--	--
Home Runs	1	2x (UCA)	3/11/25
RBI	3	UCA	3/11/25
Walks	1	3x (Oral Roberts)	3/18/25
Stolen Bases	1	UCA	3/11/25

CAREER HIGHS

Category	High	Opponent (Last)	Date
Hits	4	2x (vs. Texas)	3/3/24
Runs	3	Texas	3/3/24
Doubles	2	Washington State [DH-2]	2/14/25
Triples	--	--	--
Home Runs	1	7x (UCA)	3/11/25
RBI	5	Indiana State	2/27/24
Walks	2	Gonzaga	2/23/24
Stolen Bases	1	2x (UCA)	3/11/25




9 WEHIWA ALOY

SEASON HIGHS

Category	High	Opponent (Last)	Date
Hits	4	vs. Michigan	2/23/25
Runs	5	Portland	3/7/25
Doubles	2	ULM	3/5/25
Triples	--	--	--
Home Runs	2	2x (at #13 Ole Miss)	3/16/25
RBI	5	at #13 Ole Miss	3/16/25
Walks	2	Washington State	2/17/25
Stolen Bases	1	2x (Portland)	3/7/25

CAREER HIGHS

Category	High	Opponent (Last)	Date
Hits	4	4x (vs. Michigan)	2/23/25
Runs	5	Portland	3/7/25
Doubles	2	3x (ULM)	3/5/25
Triples	1	5x (Utah Tech)	5/18/23
Home Runs	2	2x (at #13 Ole Miss)	3/16/25
RBI	5	2x (at #13 Ole Miss)	3/16/25
Walks	3	#8 LSU	3/28/24
Stolen Bases	1	11x (Portland)	3/7/25



10 BRENT IREDALE

SEASON HIGHS

Category	High	Opponent (Last)	Date
Hits	3	2x (Portland)	3/7/25
Runs	4	Grambling	2/25/25
Doubles	1	6x (Portland)	3/8/25
Triples	--	--	--
Home Runs	2	2x (Portland)	3/7/25
RBI	8	Portland	3/7/25
Walks	3	Grambling	2/25/25
Stolen Bases	1	2x (Portland)	3/8/25

CAREER HIGHS

Category	High	Opponent (Last)	Date
Hits	3	2x (Portland)	3/7/25
Runs	4	Grambling	2/25/25
Doubles	1	6x (Portland)	3/8/25
Triples	--	--	--
Home Runs	2	2x (Portland)	3/7/25
RBI	8	Portland	3/7/25
Walks	3	Grambling	2/25/25
Stolen Bases	1	2x (Portland)	3/8/25



17 ZANE BECKER

SEASON HIGHS

Category	High	Opponent (Last)	Date
Hits	2	Washington State	2/15/25
Runs	1	2x (ULM)	3/5/25
Doubles	2	Washington State	2/15/25
Triples	--	--	--
Home Runs	--	--	--
RBI	1	Washington State	2/15/25
Walks	1	2x (Oral Roberts)	3/18/25
Stolen Bases	1	Oral Roberts	3/18/25

CAREER HIGHS

Category	High	Opponent (Last)	Date
Hits	2	Washington State	2/15/25
Runs	1	2x (ULM)	3/5/25
Doubles	2	Washington State	2/15/25
Triples	--	--	--
Home Runs	--	--	--
RBI	1	Washington State	2/15/25
Walks	1	2x (Oral Roberts)	3/18/25
Stolen Bases	1	Oral Roberts	3/18/25



18 REESE ROBINETT

SEASON HIGHS

Category	High	Opponent (Last)	Date
Hits	--	--	--
Runs	--	--	--
Doubles	--	--	--
Triples	--	--	--
Home Runs	--	--	--
RBI	--	--	--
Walks	1	Washington State	2/17/25
Stolen Bases	--	--	--

CAREER HIGHS

Category	High	Opponent (Last)	Date
Hits	2	SEMO	3/21/23
Runs	2	2x (Omaha)	3/28/23
Doubles	--	--	--
Triples	--	--	--
Home Runs	1	2x (at #1 LSU)	3/24/23
RBI	3	at #1 LSU	3/24/23
Walks	1	2x (Washington State)	2/17/25
Stolen Bases	--	--	--



22 LOGAN MAXWELL

SEASON HIGHS

Category	High	Opponent (Last)	Date
Hits	3	3x (at #13 Ole Miss)	3/16/25
Runs	3	Grambling	2/25/25
Doubles	1	at #13 Ole Miss	3/16/25
Triples	--	--	--
Home Runs	1	4x (at #13 Ole Miss)	3/15/25
RBI	2	3x (at #13 Ole Miss)	3/14/25
Walks	2	vs. Michigan	2/23/25
Stolen Bases	--	--	--

CAREER HIGHS

Category	High	Opponent (Last)	Date
Hits	5	at Baylor	5/4/24
Runs	3	4x (Grambling)	2/25/25
Doubles	2	5x (Houston)	3/28/24
Triples	1	4x (Texas Tech)	4/13/24
Home Runs	1	9x (at #13 Ole Miss)	3/15/25
RBI	5	UTRGV	5/2/23
Walks	3	2x (Arizona State)	3/2/24
Stolen Bases	2	Army	3/13/22




24 CHARLES DAVALAN

SEASON HIGHS

Category	High	Opponent (Last)	Date
Hits	4	at #13 Ole Miss	3/15/25
Runs	4	ULM	3/5/25
Doubles	1	2x (vs. Michigan)	2/23/25
Triples	--	--	--
Home Runs	1	5x (at #13 Ole Miss)	3/15/25
RBI	4	ULM	3/5/25
Walks	2	3x (UCA)	3/11/25
Stolen Bases	1	3x (at #13 Ole Miss)	3/16/25

CAREER HIGHS

Category	High	Opponent (Last)	Date
Hits	4	at #13 Ole Miss	3/15/25
Runs	4	3x (ULM)	3/5/25
Doubles	3	Lipscomb	4/26/24
Triples	1	2x (Fairfield)	3/8/24
Home Runs	1	15x (at #13 Ole Miss)	3/15/25
RBI	4	2x (ULM)	3/5/25
Walks	3	at UCF	4/23/24
Stolen Bases	2	Xavier	3/3/24



25 KUHIO ALOY

SEASON HIGHS

Category	High	Opponent (Last)	Date
Hits	4	Grambling	2/25/25
Runs	3	UCA	3/11/25
Doubles	1	7x (at #13 Ole Miss)	3/14/25
Triples	--	--	--
Home Runs	1	8x (at #13 Ole Miss)	3/15/25
RBI	6	ULM	3/4/25
Walks	2	Washington State	2/17/25
Stolen Bases	--	--	--

CAREER HIGHS

Category	High	Opponent (Last)	Date
Hits	4	Grambling	2/25/25
Runs	3	UCA	3/11/25
Doubles	2	at UNLV	3/5/24
Triples	1	at UC Davis	2/22/24
Home Runs	1	16x (at #13 Ole Miss)	3/15/25
RBI	6	ULM	3/4/25
Walks	2	3x (Washington State)	2/17/25
Stolen Bases	--	--	--



27 RYDER HELFRICK

SEASON HIGHS

Category	High	Opponent (Last)	Date
Hits	1	10x (at #13 Ole Miss)	3/14/25
Runs	2	2x (at #13 Ole Miss)	3/16/25
Doubles	1	Washington State	2/17/25
Triples	1	Washington State [DH-2]	2/14/25
Home Runs	1	3x (Portland)	3/9/25
RBI	3	2x (Grambling)	2/25/25
Walks	2	3x (Charlotte)	3/2/25
Stolen Bases	--	--	--

CAREER HIGHS

Category	High	Opponent (Last)	Date
Hits	1	25x (at #13 Ole Miss)	3/14/25
Runs	3	James Madison	2/17/24
Doubles	1	4x (Washington State)	2/17/25
Triples	1	Washington State [DH-2]	2/14/25
Home Runs	1	6x (Portland)	3/9/25
RBI	3	2x (Grambling)	2/25/25
Walks	2	4x (Charlotte)	3/2/25
Stolen Bases	1	#14 Mississippi State	5/10/24



28 CARSON BOLES

SEASON HIGHS

Category	High	Opponent (Last)	Date
Hits	2	Washington State	2/17/25
Runs	2	Washington State	2/17/25
Doubles	1	2x (Charlotte)	3/2/25
Triples	--	--	--
Home Runs	--	--	--
RBI	2	Washington State	2/17/25
Walks	2	2x (Oral Roberts)	3/18/25
Stolen Bases	--	--	--

CAREER HIGHS

Category	High	Opponent (Last)	Date
Hits	2	Washington State	2/17/25
Runs	2	Washington State	2/17/25
Doubles	1	2x (Charlotte)	3/2/25
Triples	--	--	--
Home Runs	--	--	--
RBI	2	Washington State	2/17/25
Walks	2	2x (Oral Roberts)	3/18/25
Stolen Bases	--	--	--



42 MICHAEL ANDERSON

SEASON HIGHS

Category	High	Opponent (Last)	Date
Hits	--	--	--
Runs	--	--	--
Doubles	--	--	--
Triples	--	--	--
Home Runs	--	--	--
RBI	--	--	--
Walks	--	--	--
Stolen Bases	--	--	--

CAREER HIGHS

Category	High	Opponent (Last)	Date
Hits	5	Stonehill	3/20/24
Runs	3	Stonehill	3/20/24
Doubles	2	Stonehill	3/20/24
Triples	1	2x (Stonehill)	3/20/24
Home Runs	2	3x (at Davidson)	5/3/24
RBI	12	Stonehill	3/20/24
Walks	3	at George Washington	4/19/24
Stolen Bases	1	at Stonehill	4/24/24



13 STEELE EAVES

SEASON HIGHS

Category	High	Opponent (Last)	Date
Innings	1.2	Portland	3/7/25
Longest Start	--	--	--
Shortest Start	--	--	--
Longest Relief	1.2	Portland	3/7/25
Hits	4	Portland	3/7/25
Runs	1	2x (Portland)	3/7/25
Earned Runs	1	2x (Portland)	3/7/25
Walks	0	Grambling	2/25/25
Strikeouts	2	Grambling	2/25/25

CAREER HIGHS

Category	High	Opponent (Last)	Date
Innings	1.2	Portland	3/7/25
Longest Start	--	--	--
Shortest Start	--	--	--
Longest Relief	1.2	Portland	3/7/25
Hits	4	Portland	3/7/25
Runs	1	2x (Portland)	3/7/25
Earned Runs	1	2x (Portland)	3/7/25
Walks	0	Grambling	2/25/25
Strikeouts	2	Grambling	2/25/25



14 GAGE WOOD

SEASON HIGHS

Category	High	Opponent (Last)	Date
Innings	5.0	Washington State	2/15/25
Longest Start	5.0	Washington State	2/15/25
Shortest Start	2.0	vs. Michigan	2/23/25
Longest Relief	--	--	--
Hits	2	2x (vs. Michigan)	2/23/25
Runs	2	Washington State	2/15/25
Earned Runs	2	Washington State	2/15/25
Walks	1	Washington State	2/15/25
Strikeouts	7	Washington State	2/15/25

CAREER HIGHS

Category	High	Opponent (Last)	Date
Innings	5.0	2x (Washington State)	2/15/25
Longest Start	5.0	2x (Washington State)	2/15/25
Shortest Start	2.0	vs. Michigan	2/23/25
Longest Relief	4.1	at #8 Kentucky	5/4/24
Hits	7	at #5 Texas A&M	5/17/24
Runs	5	at #12 Vanderbilt	5/19/23
Earned Runs	5	at #12 Vanderbilt	5/19/23
Walks	3	at Mississippi State	5/5/23
Strikeouts	7	Washington State	2/15/25



16 AIDEN JIMENEZ

SEASON HIGHS

Category	High	Opponent (Last)	Date
Innings	3.0	at #13 Ole Miss	3/15/25
Longest Start	--	--	--
Shortest Start	--	--	--
Longest Relief	3.0	at #13 Ole Miss	3/15/25
Hits	2	4x (ULM)	3/4/25
Runs	1	2x (Grambling)	2/25/25
Earned Runs	1	2x (Grambling)	2/25/25
Walks	1	2x (Charlotte)	3/1/25
Strikeouts	6	at #13 Ole Miss	3/15/25

CAREER HIGHS

Category	High	Opponent (Last)	Date
Innings	6.0	vs. Sam Houston	6/4/23
Longest Start	2.0	Portland	5/16/23
Shortest Start	2.0	Portland	5/16/23
Longest Relief	6.0	vs. Sam Houston	6/4/23
Hits	6	Arizona State	5/25/23
Runs	5	Portland	5/16/23
Earned Runs	5	Portland	5/16/23
Walks	2	2x (Utah)	5/7/23
Strikeouts	6	2x (at #13 Ole Miss)	3/15/25



20 GABE GAECKLE

SEASON HIGHS

Category	High	Opponent (Last)	Date
Innings	5.2	vs. Kansas State	2/21/25
Longest Start	5.2	vs. Kansas State	2/21/25
Shortest Start	3.0	Charlotte	2/28/25
Longest Relief	--	--	--
Hits	10	Charlotte	2/28/25
Runs	9	Charlotte	2/28/25
Earned Runs	9	Charlotte	2/28/25
Walks	4	vs. Kansas State	2/21/25
Strikeouts	8	at #13 Ole Miss	3/15/25

CAREER HIGHS

Category	High	Opponent (Last)	Date
Innings	5.2	vs. Kansas State	2/21/25
Longest Start	5.2	vs. Kansas State	2/21/25
Shortest Start	3.0	Charlotte	2/28/25
Longest Relief	3.0	2x (SEMO)	5/31/24
Hits	10	Charlotte	2/28/25
Runs	9	Charlotte	2/28/25
Earned Runs	9	Charlotte	2/28/25
Walks	4	vs. Kansas State	2/21/25
Strikeouts	8	at #13 Ole Miss	3/15/25



26 TATE MCGUIRE

SEASON HIGHS

Category	High	Opponent (Last)	Date
Innings	2.0	ULM	3/5/25
Longest Start	--	--	--
Shortest Start	--	--	--
Longest Relief	2.0	ULM	3/5/25
Hits	3	at #13 Ole Miss	3/14/25
Runs	2	Charlotte	3/1/25
Earned Runs	2	Charlotte	3/1/25
Walks	1	2x (at #13 Ole Miss)	3/14/25
Strikeouts	2	ULM	3/5/25

CAREER HIGHS

Category	High	Opponent (Last)	Date
Innings	2.0	ULM	3/5/25
Longest Start	--	--	--
Shortest Start	--	--	--
Longest Relief	2.0	ULM	3/5/25
Hits	3	2x (at #13 Ole Miss)	3/14/25
Runs	2	Charlotte	3/1/25
Earned Runs	2	Charlotte	3/1/25
Walks	2	James Madison	2/18/24
Strikeouts	3	Grambling	2/27/24



29 COLE GIBLER

SEASON HIGHS

Category	High	Opponent (Last)	Date
Innings	2.0	2x (Oral Roberts)	3/18/25
Longest Start	--	--	--
Shortest Start	--	--	--
Longest Relief	2.0	2x (Oral Roberts)	3/18/25
Hits	4	Oral Roberts	3/18/25
Runs	1	3x (Oral Roberts)	3/18/25
Earned Runs	1	3x (Oral Roberts)	3/18/25
Walks	1	3x (UCA)	3/11/25
Strikeouts	4	UCA	3/11/25

CAREER HIGHS

Category	High	Opponent (Last)	Date
Innings	2.0	2x (Oral Roberts)	3/18/25
Longest Start	--	--	--
Shortest Start	--	--	--
Longest Relief	2.0	2x (Oral Roberts)	3/18/25
Hits	4	Oral Roberts	3/18/25
Runs	1	3x (Oral Roberts)	3/18/25
Earned Runs	1	3x (Oral Roberts)	3/18/25
Walks	1	3x (UCA)	3/11/25
Strikeouts	4	UCA	3/11/25



31 DYLAN CARTER

SEASON HIGHS

Category	High	Opponent (Last)	Date
Innings	2.0	2x (ULM)	3/4/25
Longest Start	--	--	--
Shortest Start	--	--	--
Longest Relief	2.0	2x (ULM)	3/4/25
Hits	3	vs. Michigan	2/23/25
Runs	2	at #13 Ole Miss	3/14/25
Earned Runs	2	at #13 Ole Miss	3/14/25
Walks	1	4x (at #13 Ole Miss)	3/14/25
Strikeouts	2	4x (at #13 Ole Miss)	3/14/25

CAREER HIGHS

Category	High	Opponent (Last)	Date
Innings	4.2	#16 Tennessee	4/16/23
Longest Start	--	--	--
Shortest Start	--	--	--
Longest Relief	3.2	Alabama	4/2/23
Hits	6	#16 Tennessee	4/16/23
Runs	6	at #1 LSU	3/25/23
Earned Runs	5	at #1 LSU	3/25/23
Walks	3	at #1 LSU	3/25/23
Strikeouts	3	4x (#16 Tennessee)	4/16/23



32 HUNTER DIETZ

SEASON HIGHS

Category	High	Opponent (Last)	Date
Innings	--	--	--
Longest Start	--	--	--
Shortest Start	--	--	--
Longest Relief	--	--	--
Hits	--	--	--
Runs	--	--	--
Earned Runs	--	--	--
Walks	--	--	--
Strikeouts	--	--	--

CAREER HIGHS

Category	High	Opponent (Last)	Date
Innings	0.2	vs. #8 LSU	3/30/24
Longest Start	--	--	--
Shortest Start	--	--	--
Longest Relief	0.2	vs. #8 LSU	3/30/24
Hits	1	vs. #8 LSU	3/30/24
Runs	0	2x (San Jose State)	4/9/24
Earned Runs	0	2x (San Jose State)	4/9/24
Walks	1	2x (San Jose State)	4/9/24
Strikeouts	1	2x (San Jose State)	4/9/24



33 ZACH ROOT

SEASON HIGHS

Category	High	Opponent (Last)	Date
Innings	6.0	Portland	3/8/25
Longest Start	6.0	Portland	3/8/25
Shortest Start	3.0	at #13 Ole Miss	3/14/25
Longest Relief	--	--	--
Hits	10	at #13 Ole Miss	3/14/25
Runs	7	at #13 Ole Miss	3/14/25
Earned Runs	7	at #13 Ole Miss	3/14/25
Walks	2	2x (at #13 Ole Miss)	3/14/25
Strikeouts	10	2x (Portland)	3/8/25

CAREER HIGHS

Category	High	Opponent (Last)	Date
Innings	7.0	3x (UAB)	3/29/24
Longest Start	7.0	3x (UAB)	3/29/24
Shortest Start	3.0	2x (at #13 Ole Miss)	3/14/25
Longest Relief	5.0	at Elon	3/28/23
Hits	10	at #13 Ole Miss	3/14/25
Runs	7	2x (at #13 Ole Miss)	3/14/25
Earned Runs	7	at #13 Ole Miss	3/14/25
Walks	5	Charlotte	4/13/24
Strikeouts	10	3x (Portland)	3/8/25



35 LANDON BEIDELSCHIES

SEASON HIGHS

Category	High	Opponent (Last)	Date
Innings	6.1	Charlotte	3/2/25
Longest Start	6.1	Charlotte	3/2/25
Shortest Start	2.1	at #13 Ole Miss	3/16/25
Longest Relief	2.2	vs. #22 TCU	2/22/25
Hits	8	Portland	3/9/25
Runs	4	at #13 Ole Miss	3/16/25
Earned Runs	4	at #13 Ole Miss	3/16/25
Walks	2	at #13 Ole Miss	3/16/25
Strikeouts	7	2x (Charlotte)	3/2/25

CAREER HIGHS

Category	High	Opponent (Last)	Date
Innings	7.0	3x (at Rutgers)	5/16/24
Longest Start	7.0	3x (at Rutgers)	5/16/24
Shortest Start	2.1	at #13 Ole Miss	3/16/25
Longest Relief	2.2	vs. #22 TCU	2/22/25
Hits	9	Michigan State	4/26/24
Runs	6	Michigan State	4/26/24
Earned Runs	6	Michigan State	4/26/24
Walks	4	2x (Michigan)	4/19/24
Strikeouts	12	at West Virginia	3/15/24



36 PARKER COIL

SEASON HIGHS

Category	High	Opponent (Last)	Date
Innings	2.0	3x (Oral Roberts)	3/18/25
Longest Start	--	--	--
Shortest Start	--	--	--
Longest Relief	2.0	2x (at #13 Ole Miss)	3/15/25
Hits	3	2x (at #13 Ole Miss)	3/15/25
Runs	2	vs. Michigan	2/23/25
Earned Runs	1	at #13 Ole Miss	3/15/25
Walks	1	Oral Roberts	3/18/25
Strikeouts	4	2x (at #13 Ole Miss)	3/15/25

CAREER HIGHS

Category	High	Opponent (Last)	Date
Innings	3.2	Army	3/7/23
Longest Start	3.2	Army	3/7/23
Shortest Start	2.0	vs. Lipscomb	5/2/23
Longest Relief	3.1	#14 Mississippi State	5/11/24
Hits	6	Army	3/7/23
Runs	4	2x (James Madison)	2/17/24
Earned Runs	4	2x (James Madison)	2/17/24
Walks	3	vs. #15 TCU	2/18/23
Strikeouts	4	3x (at #13 Ole Miss)	3/15/25




38 COLIN FISHER

SEASON HIGHS

Category	High	Opponent (Last)	Date
Innings	3.0	2x (UCA)	3/11/25
Longest Start	3.0	2x (UCA)	3/11/25
Shortest Start	--	--	--
Longest Relief	2.0	Charlotte	2/28/25
Hits	3	2x (at #13 Ole Miss)	3/16/25
Runs	3	at #13 Ole Miss	3/16/25
Earned Runs	3	at #13 Ole Miss	3/16/25
Walks	2	at #13 Ole Miss	3/16/25
Strikeouts	6	ULM	3/4/25

CAREER HIGHS

Category	High	Opponent (Last)	Date
Innings	5.0	James Madison	2/19/24
Longest Start	5.0	James Madison	2/19/24
Shortest Start	1.0	Grambling	2/27/24
Longest Relief	2.2	at #23 Auburn	3/24/23
Hits	6	Texas Tech	4/17/24
Runs	3	2x (at #13 Ole Miss)	3/16/25
Earned Runs	3	2x (at #13 Ole Miss)	3/16/25
Walks	3	San Jose State	4/10/24
Strikeouts	6	2x (ULM)	3/4/25




40 BEN BYBEE

SEASON HIGHS

Category	High	Opponent (Last)	Date
Innings	4.0	2x (Oral Roberts)	3/18/25
Longest Start	4.0	ULM	3/5/25
Shortest Start	3.0	Grambling	2/25/25
Longest Relief	2.0	2x (at #13 Ole Miss)	3/14/25
Hits	5	ULM	3/5/25
Runs	3	ULM	3/5/25
Earned Runs	3	ULM	3/5/25
Walks	2	Grambling	2/25/25
Strikeouts	5	Oral Roberts	3/18/25

CAREER HIGHS

Category	High	Opponent (Last)	Date
Innings	5.0	2x (San Jose State)	4/9/24
Longest Start	5.0	2x (San Jose State)	4/9/24
Shortest Start	0.2	Alabama	4/2/23
Longest Relief	3.0	Kansas State	6/1/24
Hits	6	2x (Texas Tech)	4/16/24
Runs	6	Texas Tech	4/16/24
Earned Runs	6	Texas Tech	4/16/24
Walks	4	2x (#14 Mississippi State)	5/11/24
Strikeouts	6	2x (Missouri State)	5/1/24



44 CARSON WIGGINS

SEASON HIGHS

Category	High	Opponent (Last)	Date
Innings	2.0	at #13 Ole Miss	3/16/25
Longest Start	--	--	--
Shortest Start	--	--	--
Longest Relief	2.0	at #13 Ole Miss	3/16/25
Hits	1	3x (at #13 Ole Miss)	3/16/25
Runs	1	2x (at #13 Ole Miss)	3/16/25
Earned Runs	1	2x (at #13 Ole Miss)	3/16/25
Walks	3	at #13 Ole Miss	3/16/25
Strikeouts	3	at #13 Ole Miss	3/16/25

CAREER HIGHS

Category	High	Opponent (Last)	Date
Innings	2.0	at #13 Ole Miss	3/16/25
Longest Start	--	--	--
Shortest Start	--	--	--
Longest Relief	2.0	at #13 Ole Miss	3/16/25
Hits	1	3x (at #13 Ole Miss)	3/16/25
Runs	1	2x (at #13 Ole Miss)	3/16/25
Earned Runs	1	2x (at #13 Ole Miss)	3/16/25
Walks	3	at #13 Ole Miss	3/16/25
Strikeouts	3	at #13 Ole Miss	3/16/25




41 WILL McENTIRE

SEASON HIGHS

Category	High	Opponent (Last)	Date
Innings	3.1	at #13 Ole Miss	3/16/25
Longest Start	--	--	--
Shortest Start	--	--	--
Longest Relief	3.1	at #13 Ole Miss	3/16/25
Hits	2	3x (at #13 Ole Miss)	3/16/25
Runs	2	vs. Michigan	2/23/25
Earned Runs	2	vs. Michigan	2/23/25
Walks	1	vs. Michigan	2/23/25
Strikeouts	5	at #13 Ole Miss	3/16/25

CAREER HIGHS

Category	High	Opponent (Last)	Date
Innings	9.0	Louisiana Tech	3/11/23
Longest Start	9.0	Louisiana Tech	3/11/23
Shortest Start	1.1	2x (at #5 Texas A&M)	5/18/24
Longest Relief	6.0	#6 South Carolina	5/13/23
Hits	9	at #1 LSU	3/25/23
Runs	7	at #1 LSU	3/25/23
Earned Runs	7	at #1 LSU	3/25/23
Walks	4	2x (at #6 Oklahoma State)	6/5/22
Strikeouts	9	2x (#6 South Carolina)	5/13/23



46 CHRISTIAN FOUTCH

SEASON HIGHS

Category	High	Opponent (Last)	Date
Innings	2.0	Washington State [DH-1]	2/14/25
Longest Start	--	--	--
Shortest Start	--	--	--
Longest Relief	2.0	Washington State [DH-1]	2/14/25
Hits	2	2x (Charlotte)	3/2/25
Runs	2	Charlotte	3/2/25
Earned Runs	2	Charlotte	3/2/25
Walks	2	vs. #22 TCU	2/22/25
Strikeouts	1	4x (Oral Roberts)	3/18/25

CAREER HIGHS

Category	High	Opponent (Last)	Date
Innings	2.0	5x (Washington State [DH-1])	2/14/25
Longest Start	--	--	--
Shortest Start	--	--	--
Longest Relief	2.0	5x (Washington State [DH-1])	2/14/25
Hits	6	Little Rock	4/12/23
Runs	4	Little Rock	4/12/23
Earned Runs	4	Little Rock	4/12/23
Walks	2	6x (vs. #22 TCU)	2/22/25
Strikeouts	3	vs. South Carolina	5/22/24

A ||| OVERALL STATISTICS

Record: 19-2 Home: 15-0 Away: 2-1 Neutral: 2-1 SEC: 2-1

Player	avg	gp-gs	ab	r	h	2b	3b	hr	rbi	tb	slg%	bb	hp	so	gdp	ob%	sf	sh	sb-att	po	a	e	fld%		
25 Kuhio Aloy	.423	18-17	71	23	30	7	0	8	34	61	.859	10	1	16	2	.500	0	0	0-0	0	0	0	.000		
9 Wehiwa Aloy	.386	21-21	83	26	32	7	0	9	24	66	.795	11	6	14	2	.490	0	0	2-2	31	40	3	.959		
10 Brent Iredale	.383	21-21	60	26	23	6	0	7	31	50	.833	21	7	15	1	.554	4	0	2-2	5	40	1	.978		
24 Charles Davalan	.370	21-20	81	30	30	2	0	5	21	47	.580	13	3	6	0	.474	0	1	3-4	32	1	0	1.000		
22 Logan Maxwell	.351	15-15	57	17	20	1	0	4	11	33	.579	9	2	9	2	.449	1	0	0-0	14	0	0	1.000		
8 Cam Kozeal	.351	16-13	57	10	20	4	0	2	12	30	.526	3	0	9	1	.383	0	1	1-2	66	13	1	.988		
1 Rocco Peppi	.278	13-11	36	7	10	2	0	0	9	12	.333	4	4	6	1	.400	1	0	0-0	60	9	1	.986		
4 Justin Thomas Jr.	.250	19-16	44	14	11	2	0	2	6	19	.432	11	4	16	1	.433	1	1	3-6	30	1	0	1.000		
5 Kendall Diggs	.216	15-11	37	6	8	2	1	2	6	18	.486	6	1	11	1	.341	0	0	1-2	20	0	0	1.000		
27 Ryder Helfrick	.192	19-17	52	10	10	1	1	3	11	22	.423	9	2	20	0	.323	2	2	0-1	164	6	2	.988		
3 Nolan Souza	.173	18-15	52	11	9	2	0	3	9	20	.385	5	0	18	0	.246	0	0	3-3	16	26	0	1.000		

28 Carson Boles	.417	9-4	12	5	5	2	0	0	2	7	.583	7	0	3	0	.632	0	0	0-0	5	0	0	1.000		
17 Zane Becker	.375	10-4	16	2	6	2	0	0	1	8	.500	2	2	3	0	.500	0	0	1-1	49	0	0	1.000		
6 Gabe Fraser	.083	9-3	12	3	1	0	0	0	1	1	.083	0	0	3	0	.077	1	0	0-0	3	5	1	.889		
18 Reese Robinett	.000	9-0	5	0	0	0	0	0	0	0	.000	1	0	4	0	.167	0	0	0-0	16	1	0	1.000		
42 Michael Anderson	.000	1-1	4	0	0	0	0	0	0	0	.000	0	0	1	0	.000	0	0	0-0	3	0	0	1.000		
Totals	.317	21	679	190	215	40	2	45	178	394	.580	112	32	154	11	.431	10	5	16-23	525	164	9	.987		
Opponents	.233	21	653	74	152	32	3	16	71	238	.364	56	22	212	12	.313	3	7	15-19	488	171	25	.963		

LOB - Team (161), Opp (142). DPs turned - Team (17), Opp (12). CI - Team (0), Opp (1). IBB - Team (3), Maxwell 3. Picked off - W. Aloy 1, Boles 1, Fraser 1.

(All games Sorted by Earned run avg)

Player	era	w-l	app	gs	cg	sho	sv	ip	h	r	er	bb	so	2b	3b	hr	b/avg	wp	hp	bk	sfa	sha	
40 Ben Bybee	3.38	2-0	6	3	0	0/0	0	16.0	12	6	6	5	13	1	0	1	.207	0	1	1	0	0	
35 Landon Beidelschie	3.80	3-0	5	4	0	0/0	0	21.1	21	9	9	5	22	4	0	4	.259	1	1	0	0	1	
33 Zach Root	4.44	2-1	5	5	0	0/1	0	24.1	22	12	12	8	39	8	0	2	.232	1	4	0	0	1	
20 Gabe Gaeckle	5.87	1-0	5	5	0	0/0	0	23.0	19	15	15	12	27	5	2	1	.218	6	3	0	0	1	

36 Parker Coil	0.69	1-0	9	0	0	0/0	0	13.0	12	3	1	1	14	1	0	1	.235	0	0	0	1	0	
31 Dylan Carter	1.86	3-0	7	0	0	0/0	0	9.2	11	2	2	4	10	3	0	0	.314	4	2	0	1	1	
16 Aiden Jimenez	2.00	1-0	6	0	0	0/0	1	9.0	8	2	2	2	12	2	0	0	.250	0	0	0	0	0	
14 Gage Wood	2.57	0-0	2	2	0	0/0	0	7.0	4	3	2	1	13	1	1	0	.160	1	1	0	1	0	
46 Christian Foutch	2.70	1-0	7	0	0	0/0	3	6.2	5	3	2	4	4	0	0	0	.217	1	5	0	0	1	
44 Carson Wiggins	3.00	1-0	6	0	0	0/0	3	6.0	3	2	2	4	8	1	0	0	.143	3	0	0	0	0	
38 Colin Fisher	3.09	2-0	7	2	0	0/1	0	11.2	9	4	4	4	16	2	0	2	.214	1	0	0	0	1	
41 Will McEntire	3.27	1-0	7	0	0	0/0	0	11.0	7	4	4	1	13	1	0	4	.184	1	1	0	0	1	
29 Cole Gibler	3.86	1-0	5	0	0	0/0	0	7.0	7	3	3	3	12	1	0	0	.259	1	2	0	0	0	
26 Tate McGuire	5.40	0-1	6	0	0	0/0	1	6.2	7	4	4	2	6	2	0	1	.280	0	0	0	0	0	
13 Steele Eaves	6.75	0-0	2	0	0	0/0	0	2.2	5	2	2	0	3	0	0	0	.385	1	2	0	0	0	
Totals	3.60	19-2	21	21	0	1/1	8	175.0	152	74	70	56	212	32	3	16	.233	21	22	1	3	7	
Opponents	9.52	2-19	21	21	0	0/0	0	162.2	215	190	172	112	154	40	2	45	.317	20	32	4	10	5	

PB - Team (2), Helfrick 1, Becker 1, Opp (2). Pickoffs - Team (2), McGuire 1, Carter 1, Opp (3). SBA/ATT - Helfrick (12-15), Bybee (4-4), Gaeckle (3-3), Fisher (2-3), Becker (3-3), Beidelschies (1-3), Coil (2-2), Foutch (2-2), Root (1-1), McEntire (0-1).

Record: 2-1 Home: 0-0 Away: 2-1 SEC: 2-1

Player	avg	gp-gs	ab	r	h	2b	3b	hr	rbi	tb	slg%	bb	hp	so	gdp	ob%	sf	sh	sb-att	po	a	e	fld%
8 Cam Kozeal	.545	3-2	11	3	6	1	0	0	4	7	.636	1	0	1	0	.583	0	0	0-0	5	3	1	.889
22 Logan Maxwell	.500	3-3	14	5	7	1	0	2	4	14	1.000	1	0	1	1	.533	0	0	0-0	5	0	0	1.000
1 Rocco Peppi	.500	3-2	10	1	5	0	0	0	1	5	.500	0	0	2	0	.500	0	0	0-0	9	2	0	1.000
24 Charles Davalan	.471	3-3	17	5	8	0	0	2	6	14	.824	0	0	4	0	.471	0	0	1-1	4	1	0	1.000
25 Kuhio Aloy	.313	3-3	16	3	5	1	0	1	2	9	.563	0	0	6	0	.313	0	0	0-0	0	0	0	.000
9 Wehiwa Aloy	.286	3-3	14	4	4	0	0	3	6	13	.929	3	0	5	0	.412	0	0	0-0	9	3	1	.923
3 Nolan Souza	.250	3-2	8	2	2	1	0	1	2	6	.750	0	0	4	0	.250	0	0	0-0	2	4	0	1.000
4 Justin Thomas Jr.	.167	3-2	6	1	1	0	0	0	1	1	.167	0	1	5	0	.250	1	0	0-0	3	0	0	1.000
10 Brent Iredale	.125	3-3	8	2	1	0	0	0	1	1	.125	3	2	4	1	.429	1	0	0-0	0	4	1	.800
27 Ryder Helfrick	.091	3-3	11	2	1	0	0	0	2	1	.091	0	0	3	0	.083	1	1	0-0	34	0	0	1.000

28 Carson Boles	1.000	1-0	1	1	1	0	0	0	0	1	1.000	0	0	0	0	1.000	0	0	0-0	0	0	0	.000
5 Kendall Diggs	.000	2-1	3	0	0	0	0	0	0	0	.000	0	0	1	0	.000	0	0	0-0	2	0	0	1.000
17 Zane Becker	.000	1-0	1	0	0	0	0	0	0	0	.000	0	0	0	0	.000	0	0	0-0	2	0	0	1.000
6 Gabe Fraser	.000	1-0	0	1	0	0	0	0	0	0	.000	0	0	0	0	.000	0	0	0-0	1	0	0	1.000
18 Reese Robinett	.000	1-0	0	0	0	0	0	0	0	0	.000	0	0	0	0	.000	0	0	0-0	0	0	0	.000
Totals	.342	3	120	30	41	4	0	9	29	72	.600	8	3	36	2	.388	3	1	1-1	78	19	3	.970
Opponents	.269	3	104	22	28	9	0	7	21	58	.558	16	5	36	1	.389	1	3	1-1	81	23	4	.963

LOB - Team (24), Opp (29). DPs turned - Team (1), Opp (2). IBB - Team (1), Maxwell 1.

(SEC games only Sorted by Earned run avg)

Player	era	w-l	app	gs	cg	sho	sv	ip	h	r	er	bb	so	2b	3b	hr	b/avg	wp	hp	bk	sfa	sha	
16 Aiden Jimenez	0.00	0-0	1	0	0	0/0	1	3.0	0	0	0	0	6	0	0	0	.000	0	0	0	0	0	
41 Will McEntire	2.70	0-0	1	0	0	0/0	0	3.1	2	1	1	0	5	1	0	1	.154	0	0	0	0	0	
20 Gabe Gaeckle	4.50	0-0	1	1	0	0/0	0	4.0	1	2	2	3	8	1	0	0	.071	2	1	0	0	0	
35 Landon Beidelschie	15.43	0-0	1	1	0	0/0	0	2.1	4	4	4	2	2	1	0	2	.364	0	1	0	0	0	
33 Zach Root	21.00	0-1	1	1	0	0/0	0	3.0	10	7	7	2	3	4	0	2	.556	0	1	0	0	1	

40 Ben Bybee	0.00	0-0	1	0	0	0/0	0	2.0	0	0	0	1	2	0	0	0	.000	0	0	0	0	0	
46 Christian Foutch	0.00	0-0	1	0	0	0/0	0	0.1	0	0	0	1	0	0	0	0	.000	0	1	0	0	0	
44 Carson Wiggins	4.50	1-0	1	0	0	0/0	0	2.0	1	1	1	3	3	0	0	0	.143	0	0	0	0	0	
36 Parker Coil	4.50	1-0	1	0	0	0/0	0	2.0	3	1	1	0	4	0	0	1	.333	0	0	0	0	0	
26 Tate McGuire	6.75	0-0	1	0	0	0/0	0	1.1	3	1	1	1	1	1	0	0	.429	0	0	0	0	0	
31 Dylan Carter	9.00	0-0	2	0	0	0/0	0	2.0	1	2	2	1	2	1	0	0	.200	0	1	0	1	1	
38 Colin Fisher	40.50	0-0	1	0	0	0/0	0	0.2	3	3	3	2	0	0	0	1	.750	0	0	0	0	1	
Totals	7.62	2-1	3	3	0	0/0	1	26.0	28	22	22	16	36	9	0	7	.269	2	5	0	1	3	
Opponents	7.67	1-2	3	3	0	0/0	0	27.0	41	30	23	8	36	4	0	9	.342	3	3	0	3	1	

SBA/ATT - Fisher (1-1), Helfrick (1-1).

Score by innings	1	2	3	4	5	6	7	8	9	EX	Total
Arkansas	16	19	21	43	36	21	20	3	9	2	190
Opponents	16	6	5	12	6	14	8	2	4	1	74

Record when ...

Overall	19-2	After 6 leading	17-0
Conference	2-1 trailing	1-1
Non-Conference	17-1 tied	1-1
Home games	15-0	After 7 leading	10-0
Away games	2-1 trailing	0-2
Neutral site	2-1 tied	2-0
Day games	15-1	After 8 leading	10-0
Night games	4-1 trailing	1-2
vs Left starter	5-2 tied	1-0
vs Right starter	14-0		
1-Run games	4-1	Hit 0 home runs	4-0
2-Run games	2-0	... 1 home run	3-0
5+Run games	9-0	... 2+ home runs	12-2
Extra innings	1-0		
Shutouts	1-0	Opponent 0 home runs	10-1
	 1 home run	6-0
Scoring 0-2 runs	1-1 2+ HRs	3-1
..... 3-5 runs	5-0		
..... 6-9 runs	3-1	Made 0 errors	14-1
..... 10+ runs	10-0 1 error	2-1
	 2+ errors	3-0
Opponent 0-2 runs	9-0		
..... 3-5 runs	7-1	Opp. made 0 errors	4-1
..... 6-9 runs	2-0 1 error	7-1
..... 10+ runs	1-1 2+ errors	8-0
Scored in 1st inning	8-0	Out-hit opponent	13-0
Opp. scored in 1st	6-1	Out-hit by opponent	5-2
Scores first	12-0	Hits are tied	1-0
Opp. scores first	7-2		

Record when team scores:

Runs	0	1	2	3	4	5	6	7	8	9	10+
W-L	0-0	0-0	1-1	1-0	2-0	2-0	0-1	0-0	2-0	1-0	10-0

Record when opponent scores:

Runs	0	1	2	3	4	5	6	7	8	9	10+
W-L	1-0	3-0	5-0	6-1	0-0	1-0	1-0	0-0	0-0	1-0	1-1

Record when leading after:

Inn.	1	2	3	4	5	6	7	8
W-L	7-0	10-0	13-0	14-0	15-0	17-0	10-0	10-0

Record when trailing after:

Inn.	1	2	3	4	5	6	7	8
W-L	4-1	4-1	3-2	3-2	2-2	1-1	0-2	1-2

Record when tied after:

Inn.	1	2	3	4	5	6	7	8
W-L	8-1	5-1	3-0	2-0	2-0	1-1	2-0	1-0

Current winning streak: 3
 Longest winning streak: 12
 Longest losing streak: 1

Home attendance : 134073 (14 dates avg = 9576)
 Away attendance : 72300 (6 dates avg = 12050)
 Total attendance: 206373 (20 dates avg = 10318)



Multiple Hit Games	2	3	4	5+	Total
9 Wehiwa Aloy	6	3	1	-	10
25 Kuhio Aloy	7	2	1	-	10
24 Charles Davalan	6	2	1	-	9
22 Logan Maxwell	3	3	-	-	6
8 Cam Kozeal	5	1	-	-	6
10 Brent Iredale	4	2	-	-	6
1 Rocco Peppi	3	-	-	-	3
28 Carson Boles	1	-	-	-	1
17 Zane Becker	1	-	-	-	1
4 Justin Thomas Jr.	1	-	-	-	1
3 Nolan Souza	1	-	-	-	1
TEAM	38	13	3	0	54

Multiple RBI Games	2	3	4	5+	Total
25 Kuhio Aloy	3	4	1	1	9
24 Charles Davalan	4	2	1	-	7
9 Wehiwa Aloy	4	-	2	1	7
10 Brent Iredale	2	2	2	1	7
27 Ryder Helfrick	1	2	-	-	3
22 Logan Maxwell	3	-	-	-	3
8 Cam Kozeal	2	1	-	-	3
5 Kendall Diggs	2	-	-	-	2
1 Rocco Peppi	1	-	1	-	2
4 Justin Thomas Jr.	1	-	-	-	1
3 Nolan Souza	-	1	-	-	1
28 Carson Boles	1	-	-	-	1
TEAM	24	12	7	3	46

Hitting Streaks	Longest	Current
25 Kuhio Aloy	11	5
9 Wehiwa Aloy	10	3
22 Logan Maxwell	6	-
8 Cam Kozeal	5	-
5 Kendall Diggs	5	-
10 Brent Iredale	5	-
3 Nolan Souza	5	-
24 Charles Davalan	5	4
1 Rocco Peppi	4	4
27 Ryder Helfrick	3	-
4 Justin Thomas Jr.	3	-
28 Carson Boles	3	-
17 Zane Becker	2	1
6 Gabe Fraser	1	-

Reached Base Streaks	Longest	Current
10 Brent Iredale	21	21
9 Wehiwa Aloy	16	4
24 Charles Davalan	15	15
22 Logan Maxwell	15	15
25 Kuhio Aloy	12	5
5 Kendall Diggs	11	-
28 Carson Boles	8	8
4 Justin Thomas Jr.	8	-
27 Ryder Helfrick	6	-
8 Cam Kozeal	6	6
1 Rocco Peppi	5	5
3 Nolan Souza	5	-
17 Zane Becker	2	1
6 Gabe Fraser	1	-
18 Reese Robinett	1	-

**Starting Lineup By Position
(Team W-L record when starter)**

PITCHER:		
20 Gabe Gaeckle	5	(4-1)
33 Zach Root	5	(4-1)
35 Landon Beidelschi	4	(4-0)
40 Ben Bybee	3	(3-0)
38 Colin Fisher	2	(2-0)
14 Gage Wood	2	(2-0)
CATCHER:		
27 Ryder Helfrick	17	(15-2)
17 Zane Becker	4	(4-0)
FIRST BASE:		
8 Cam Kozeal	10	(10-0)
1 Rocco Peppi	10	(8-2)
42 Michael Anderson	1	(1-0)
SECOND BASE:		
3 Nolan Souza	15	(13-2)
8 Cam Kozeal	3	(3-0)
6 Gabe Fraser	3	(3-0)
THIRD BASE:		
10 Brent Iredale	21	(19-2)
SHORTSTOP:		
9 Wehiwa Aloy	21	(19-2)
LEFT FIELD:		
24 Charles Davalan	11	(9-2)
22 Logan Maxwell	4	(4-0)
4 Justin Thomas Jr.	4	(4-0)
28 Carson Boles	2	(2-0)
CENTER FIELD:		
4 Justin Thomas Jr.	12	(10-2)
24 Charles Davalan	9	(9-0)
RIGHT FIELD:		
5 Kendall Diggs	11	(10-1)
22 Logan Maxwell	7	(6-1)
28 Carson Boles	2	(2-0)
1 Rocco Peppi	1	(1-0)
DESIGNATED HITTER:		
25 Kuhio Aloy	17	(15-2)
22 Logan Maxwell	4	(4-0)

**Starting Lineup By Lineup Spot
(Team W-L record when starter)**

LEADOFF:		
24 Charles Davalan	20	(18-2)
4 Justin Thomas Jr.	1	(1-0)
2ND SPOT:		
9 Wehiwa Aloy	21	(19-2)
3RD SPOT:		
22 Logan Maxwell	12	(11-1)
25 Kuhio Aloy	4	(4-0)
10 Brent Iredale	2	(1-1)
1 Rocco Peppi	2	(2-0)
8 Cam Kozeal	1	(1-0)
CLEANUP:		
10 Brent Iredale	12	(12-0)
25 Kuhio Aloy	7	(5-2)
22 Logan Maxwell	2	(2-0)
5TH SPOT:		
10 Brent Iredale	7	(6-1)
25 Kuhio Aloy	5	(5-0)
5 Kendall Diggs	3	(3-0)
8 Cam Kozeal	2	(2-0)
1 Rocco Peppi	2	(1-1)
22 Logan Maxwell	1	(1-0)
3 Nolan Souza	1	(1-0)
6TH SPOT:		
1 Rocco Peppi	7	(6-1)
8 Cam Kozeal	5	(5-0)
5 Kendall Diggs	5	(4-1)
27 Ryder Helfrick	2	(2-0)
28 Carson Boles	1	(1-0)
25 Kuhio Aloy	1	(1-0)
7TH SPOT:		
27 Ryder Helfrick	7	(5-2)
3 Nolan Souza	4	(4-0)
28 Carson Boles	3	(3-0)
5 Kendall Diggs	3	(3-0)
8 Cam Kozeal	3	(3-0)
42 Michael Anderson	1	(1-0)
8TH SPOT:		
3 Nolan Souza	8	(6-2)
27 Ryder Helfrick	6	(6-0)
17 Zane Becker	3	(3-0)
8 Cam Kozeal	2	(2-0)
6 Gabe Fraser	2	(2-0)
9TH SPOT:		
4 Justin Thomas Jr.	15	(13-2)
27 Ryder Helfrick	2	(2-0)
3 Nolan Souza	2	(2-0)
17 Zane Becker	1	(1-0)
6 Gabe Fraser	1	(1-0)



STARTERS SUMMARY

Player	GS	Position											Batting Order									
		p	c	1b	2b	3b	ss	lf	cf	rf	of	dh	1st	2nd	3rd	4th	5th	6th	7th	8th	9th	
9 Wehiwa Aloy	21	21	21
10 Brent Iredale	21	21	2	12	7
24 Charles Davala	20	11	9	.	.	.	20	
27 Ryder Helfrick	17	.	17	2	7	6	2	
25 Kuhio Aloy	17	17	.	.	4	7	5	1
4 Justin Thomas J	16	4	12	.	.	.	1	15	
22 Logan Maxwell	15	4	.	7	.	4	.	.	12	2	1	
3 Nolan Souza	15	.	.	.	15	1	.	4	8	2	
8 Cam Kozeal	13	.	.	10	3	1	.	2	5	3	2	.	
1 Rocco Peppi	11	.	.	10	1	.	.	.	2	.	2	7	.	.	.	
5 Kendall Diggs	11	11	3	5	3	.	.	
33 Zach Root	5	5	
20 Gabe Gaeckle	5	5	
28 Carson Boles	4	2	.	2	1	3	.	.	
17 Zane Becker	4	.	4	3	1	
35 Landon Beidels	4	4	
6 Gabe Fraser	3	.	.	.	3	2	1	
40 Ben Bybee	3	3	
14 Gage Wood	2	2	
38 Colin Fisher	2	2	
42 Michael Anders	1	.	.	1	1	.	.	



INDIVIDUAL GAME-BY-GAME

#42 Michael Anderson - 1 game (All games)

Date	Opponent	Pos	AB	R	H	RBI	2B	3B	HR	BB	SB	CS	HBP	SAC	SF	GDP	K	PO	A	E	Avg
Feb 14	WASHINGTON ST	*1b	4	0	0	0	0	0	0	0	0	0	0	0	0	0	1	3	0	0	.000
Totals		1gs	4	0	0	0	0	0	0	0	0	0	0	0	0	0	1	3	0	0	.000

On base pct. .000 • Slugging pct. .000

#17 Zane Becker - 10 games (All games)

Date	Opponent	Pos	AB	R	H	RBI	2B	3B	HR	BB	SB	CS	HBP	SAC	SF	GDP	K	PO	A	E	Avg
Feb 14	WASHINGTON ST	pr/c	0	1	0	0	0	0	0	0	0	0	0	0	0	0	0	1	0	0	.000
Feb 15	WASHINGTON ST	*c	3	0	2	1	2	0	0	0	0	0	0	0	0	0	0	8	0	0	.667
Feb 17	WASHINGTON ST	c	0	0	0	0	0	0	0	0	0	0	0	0	0	0	0	1	0	0	.667
Feb 23	vs Michigan	ph/c	2	0	1	0	0	0	0	1	0	0	0	0	0	0	0	6	0	0	.600
Feb 25	GRAMBLING	c	1	0	0	0	0	0	0	0	0	0	0	0	0	0	0	3	0	0	.500
Mar 05	ULM	*c	3	1	1	0	0	0	0	0	0	0	1	0	0	0	1	6	0	0	.444
Mar 08	PORTLAND	c	0	0	0	0	0	0	0	0	0	0	0	0	0	0	0	1	0	0	.444
Mar 11	UCA	*c	4	0	1	0	0	0	0	0	0	0	0	0	0	0	2	14	0	0	.385
Mar 15	at Ole Miss	ph/c	1	0	0	0	0	0	0	0	0	0	0	0	0	0	0	2	0	0	.357
Mar 18	ORAL ROBERTS	*c	2	0	1	0	0	0	0	1	1	0	1	0	0	0	0	7	0	0	.375
Totals		4gs	16	2	6	1	2	0	0	2	1	0	2	0	0	0	3	49	0	0	.375

On base pct. .500 • Slugging pct. .500

#35 Landon Beidelschies - 4 games (All games)

Date	Opponent	Pos	AB	R	H	RBI	2B	3B	HR	BB	SB	CS	HBP	SAC	SF	GDP	K	PO	A	E	Avg
Feb 17	WASHINGTON ST	*p	0	0	0	0	0	0	0	0	0	0	0	0	0	0	0	0	1	0	.000
Feb 22	vs TCU	p	0	0	0	0	0	0	0	0	0	0	0	0	0	0	0	0	1	0	.000
Mar 02	CHARLOTTE	*p	0	0	0	0	0	0	0	0	0	0	0	0	0	0	0	1	1	0	.000
Mar 09	PORTLAND	*p	0	0	0	0	0	0	0	0	0	0	0	0	0	0	0	0	1	0	.000
Totals		3gs	0	0	0	0	0	0	0	0	0	0	0	0	0	0	0	1	4	0	.000

On base pct. .000 • Slugging pct. .000

#35 Landon Beidelschies - 5 appearances (All games)

Date	Opponent	GS	IP	H	R	ER	BB	SO	2B	3B	HR	WP	BK	HBP	IBB	Score	W-L	Sv	ERA	NP
Feb 17	WASHINGTON ST	*	5.0	4	1	1	1	7	1	0	0	0	0	0	0	12-2	1-0	0	1.80	71
Feb 22	vs TCU		2.2	1	0	0	1	0	0	0	0	0	0	0	0	2-1	2-0	0	1.17	33
Mar 02	CHARLOTTE	*	6.1	4	1	1	1	7	0	0	1	0	0	0	0	4-3	2-0	0	1.29	92
Mar 09	PORTLAND	*	5.0	8	3	3	0	6	2	0	1	1	0	0	0	5-3	3-0	0	2.37	73
Mar 16	at Ole Miss	*	2.1	4	4	4	2	2	1	0	2	0	0	1	0	12-9	3-0	0	3.80	59
Totals		4	21.1	21	9	9	5	22	4	0	4	1	0	1	0	35-18	3-0	0	3.80	-

#28 Carson Boles - 9 games (All games)

Date	Opponent	Pos	AB	R	H	RBI	2B	3B	HR	BB	SB	CS	HBP	SAC	SF	GDP	K	PO	A	E	Avg
Feb 14	WASHINGTON ST	of	1	1	1	0	0	0	0	0	0	0	0	0	0	0	0	0	0	0	1.000
Feb 15	WASHINGTON ST	pr	0	0	0	0	0	0	0	0	0	0	0	0	0	0	0	0	0	0	1.000
Feb 17	WASHINGTON ST	*of	4	2	2	2	1	0	0	0	0	0	0	0	0	0	1	0	0	0	.600
Feb 22	vs TCU	of	0	0	0	0	0	0	0	1	0	0	0	0	0	0	0	1	0	0	.600
Mar 02	CHARLOTTE	*of	2	0	1	0	1	0	0	1	0	0	0	0	0	0	0	1	0	0	.571
Mar 05	ULM	of	0	1	0	0	0	0	0	2	0	0	0	0	0	0	0	2	0	0	.571
Mar 09	PORTLAND	*of	2	0	0	0	0	0	0	1	0	0	0	0	0	0	2	1	0	0	.444
Mar 16	at Ole Miss	ph	1	1	1	0	0	0	0	0	0	0	0	0	0	0	0	0	0	0	.500
Mar 18	ORAL ROBERTS	*of/of	2	0	0	0	0	0	0	2	0	0	0	0	0	0	0	0	0	0	.417
Totals		4gs	12	5	5	2	2	0	0	7	0	0	0	0	0	0	3	5	0	0	.417

On base pct. .632 • Slugging pct. .583



#40 Ben Bybee - 2 games (All games)

Date	Opponent	Pos	AB	R	H	RBI	2B	3B	HR	BB	SB	CS	HBP	SAC	SF	GDP	K	PO	A	E	Avg
Feb 17	WASHINGTON ST	p	0	0	0	0	0	0	0	0	0	0	0	0	0	0	0	1	0	0	.000
Mar 05	ULM	*p	0	0	0	0	0	0	0	0	0	0	0	0	0	0	0	3	0	0	.000
Totals		1gs	0	0	0	0	0	0	0	0	0	0	0	0	0	0	0	4	0	0	.000

On base pct. .000 • Slugging pct. .000

#40 Ben Bybee - 6 appearances (All games)

Date	Opponent	GS	IP	H	R	ER	BB	SO	2B	3B	HR	WP	BK	HBP	IBB	Score	W-L	Sv	ERA	NP
Feb 17	WASHINGTON ST		1.0	2	1	1	0	0	1	0	0	0	0	0	0	12-2	0-0	0	9.00	17
Feb 25	GRAMBLING	*	3.0	1	1	1	2	2	0	0	0	0	0	0	0	14-3	1-0	0	4.50	47
Mar 05	ULM	*	4.0	5	3	3	1	2	0	0	1	0	0	0	0	15-3	2-0	0	5.62	58
Mar 11	UCA		2.0	3	1	1	1	2	0	0	0	0	1	1	0	9-2	2-0	0	5.40	37
Mar 14	at Ole Miss		2.0	0	0	0	1	2	0	0	0	0	0	0	0	6-10	2-0	0	4.50	23
Mar 18	ORAL ROBERTS	*	4.0	1	0	0	0	5	0	0	0	0	0	0	0	4-1	2-0	0	3.38	55
Totals		3	16.0	12	6	6	5	13	1	0	1	0	1	1	0	60-21	2-0	0	3.38	-

#31 Dylan Carter - 3 games (All games)

Date	Opponent	Pos	AB	R	H	RBI	2B	3B	HR	BB	SB	CS	HBP	SAC	SF	GDP	K	PO	A	E	Avg
Feb 15	WASHINGTON ST	p	0	0	0	0	0	0	0	0	0	0	0	0	0	0	0	0	1	0	.000
Feb 23	vs Michigan	p	0	0	0	0	0	0	0	0	0	0	0	0	0	0	0	1	0	0	.000
Mar 04	ULM	p	0	0	0	0	0	0	0	0	0	0	0	0	0	0	0	0	1	0	.000
Totals		0gs	0	0	0	0	0	0	0	0	0	0	0	0	0	0	0	1	2	0	.000

On base pct. .000 • Slugging pct. .000

#31 Dylan Carter - 7 appearances (All games)

Date	Opponent	GS	IP	H	R	ER	BB	SO	2B	3B	HR	WP	BK	HBP	IBB	Score	W-L	Sv	ERA	NP
Feb 15	WASHINGTON ST		1.2	2	0	0	0	1	1	0	0	1	0	0	0	5-2	1-0	0	0.00	23
Feb 23	vs Michigan		2.0	3	0	0	1	1	0	0	0	1	0	0	0	8-6	2-0	0	0.00	33
Feb 28	CHARLOTTE		1.0	2	0	0	0	2	1	0	0	0	0	1	0	11-10	3-0	0	0.00	24
Mar 04	ULM		2.0	1	0	0	1	2	0	0	0	2	0	0	0	14-1	3-0	0	0.00	34
Mar 11	UCA		1.0	2	0	0	1	2	0	0	0	0	0	0	0	9-2	3-0	0	0.00	18
Mar 14	at Ole Miss		1.2	1	2	2	1	2	1	0	0	0	0	1	0	6-10	3-0	0	1.93	28
Mar 16	at Ole Miss		0.1	0	0	0	0	0	0	0	0	0	0	0	0	12-9	3-0	0	1.86	1
Totals		0	9.2	11	2	2	4	10	3	0	0	4	0	2	0	65-40	3-0	0	1.86	-

#36 Parker Coil - 9 appearances (All games)

Date	Opponent	GS	IP	H	R	ER	BB	SO	2B	3B	HR	WP	BK	HBP	IBB	Score	W-L	Sv	ERA	NP
Feb 14	WASHINGTON ST		0.1	1	0	0	0	0	0	0	0	0	0	0	0	3-2	0-0	0	0.00	5
Feb 15	WASHINGTON ST		1.1	1	0	0	0	1	0	0	0	0	0	0	0	5-2	0-0	0	0.00	16
Feb 21	vs Kansas State		1.0	0	0	0	0	0	0	0	0	0	0	0	0	2-3	0-0	0	0.00	12
Feb 23	vs Michigan		1.2	3	2	0	0	1	1	0	0	0	0	0	0	8-6	0-0	0	0.00	29
Feb 28	CHARLOTTE		2.0	0	0	0	0	3	0	0	0	0	0	0	0	11-10	0-0	0	0.00	25
Mar 02	CHARLOTTE		1.2	0	0	0	0	4	0	0	0	0	0	0	0	4-3	0-0	0	0.00	17
Mar 09	PORTLAND		1.0	2	0	0	0	0	0	0	0	0	0	0	0	5-3	0-0	0	0.00	18
Mar 15	at Ole Miss		2.0	3	1	1	0	4	0	0	1	0	0	0	0	12-3	1-0	0	0.82	35
Mar 18	ORAL ROBERTS		2.0	2	0	0	1	1	0	0	0	0	0	0	0	4-1	1-0	0	0.69	31
Totals		0	13.0	12	3	1	1	14	1	0	1	0	0	0	0	54-33	1-0	0	0.69	-



INDIVIDUAL GAME-BY-GAME

#24 Charles Davalan - 21 games (All games)

Date	Opponent	Pos	AB	R	H	RBI	2B	3B	HR	BB	SB	CS	HBP	SAC	SF	GDP	K	PO	A	E	Avg
Feb 14	WASHINGTON ST	*of	4	1	1	0	0	0	0	1	0	0	0	0	0	0	0	4	0	0	.250
Feb 14	WASHINGTON ST	*of	5	1	2	3	0	0	0	0	0	0	0	0	0	0	1	0	0	0	.333
Feb 15	WASHINGTON ST	*of	4	1	1	0	1	0	0	0	0	0	0	0	0	0	0	3	0	0	.308
Feb 17	WASHINGTON ST	*of	4	1	1	2	0	0	0	1	1	0	0	0	0	0	0	1	0	0	.294
Feb 21	vs Kansas State	*of	2	0	0	0	0	0	0	1	0	0	1	0	0	0	0	2	0	0	.263
Feb 22	vs TCU	*of	4	0	0	0	0	0	0	0	0	0	0	0	0	0	1	1	0	0	.217
Feb 23	vs Michigan	*of	5	1	2	2	1	0	0	0	0	0	0	0	0	0	0	2	0	0	.250
Feb 25	GRAMBLING	*of	3	1	1	0	0	0	0	2	0	0	0	0	0	0	0	0	0	0	.258
Feb 28	CHARLOTTE	*of	4	1	1	2	0	0	1	1	0	0	0	0	0	0	0	0	0	0	.257
Mar 01	CHARLOTTE	*of/of	5	1	1	0	0	0	0	0	0	0	0	0	0	0	0	1	0	0	.250
Mar 02	CHARLOTTE	of	1	0	1	0	0	0	0	0	0	1	0	0	0	0	0	0	0	0	.268
Mar 04	ULM	*of	3	3	0	0	0	0	0	1	0	0	1	0	0	0	0	1	0	0	.250
Mar 05	ULM	*of	3	4	2	4	0	0	1	2	0	0	0	0	0	0	0	2	0	0	.277
Mar 07	PORTLAND	*of	3	3	1	0	0	0	0	1	0	0	1	0	0	0	0	2	0	0	.280
Mar 08	PORTLAND	*of	3	2	3	1	0	0	1	0	0	0	0	1	0	0	0	2	0	0	.321
Mar 09	PORTLAND	*of	4	2	2	0	0	0	0	0	1	0	0	0	0	0	0	1	0	0	.333
Mar 11	UCA	*of	3	2	0	0	0	0	0	2	0	0	0	0	0	0	0	3	0	0	.317
Mar 14	at Ole Miss	*of/of	5	2	2	1	0	0	1	0	0	0	0	0	0	0	0	1	1	0	.323
Mar 15	at Ole Miss	*of	6	2	4	3	0	0	1	0	0	0	0	0	0	0	2	0	0	0	.352
Mar 16	at Ole Miss	*of/of	6	1	2	2	0	0	0	0	1	0	0	0	0	0	2	3	0	0	.351
Mar 18	ORAL ROBERTS	*of/of	4	1	3	1	0	0	0	1	0	0	0	0	0	0	0	3	0	0	.370
Totals		20gs	81	30	30	21	2	0	5	13	3	1	3	1	0	0	6	32	1	0	.370

On base pct. .474 • Slugging pct. .580

#5 Kendall Diggs - 15 games (All games)

Date	Opponent	Pos	AB	R	H	RBI	2B	3B	HR	BB	SB	CS	HBP	SAC	SF	GDP	K	PO	A	E	Avg
Feb 14	WASHINGTON ST	*of	4	0	0	0	0	0	0	0	0	0	0	0	0	0	2	1	0	0	.000
Feb 15	WASHINGTON ST	*of	3	1	1	0	1	0	0	1	0	1	0	0	0	0	1	4	0	0	.143
Feb 21	vs Kansas State	*of	4	0	1	0	0	0	0	0	0	0	0	0	0	0	2	1	0	0	.182
Feb 22	vs TCU	*of	2	0	1	0	0	0	0	0	1	0	0	0	0	0	0	2	0	0	.231
Feb 23	vs Michigan	*of	4	1	1	1	1	0	0	1	0	0	0	0	0	0	1	4	0	0	.235
Feb 28	CHARLOTTE	of	0	0	0	0	0	0	0	0	0	0	0	0	0	0	0	0	1	0	.235
Mar 01	CHARLOTTE	*of	3	1	1	0	0	0	0	1	0	0	0	0	0	0	2	2	0	0	.250
Mar 04	ULM	*of	3	0	0	0	0	0	0	0	0	0	1	0	0	0	1	0	0	0	.217
Mar 05	ULM	*of	3	1	1	1	0	0	1	0	0	0	0	0	0	0	0	2	0	0	.231
Mar 07	PORTLAND	of	1	1	1	2	0	1	0	1	0	0	0	0	0	0	0	0	0	0	.259
Mar 08	PORTLAND	*of	4	1	1	2	0	0	1	0	0	0	0	0	0	0	0	0	0	0	.258
Mar 09	PORTLAND	of	0	0	0	0	0	0	0	1	0	0	0	0	0	0	0	0	0	0	.258
Mar 11	UCA	*of	3	0	0	0	0	0	0	1	0	0	0	0	0	1	1	1	0	0	.235
Mar 14	at Ole Miss	of	1	0	0	0	0	0	0	0	0	0	0	0	0	0	1	0	0	0	.229
Mar 16	at Ole Miss	*of	2	0	0	0	0	0	0	0	0	0	0	0	0	0	0	2	0	0	.216
Totals		11gs	37	6	8	6	2	1	2	6	1	1	1	0	0	1	11	20	0	0	.216

On base pct. .341 • Slugging pct. .486

#13 Steele Eaves - 2 games (All games)

Date	Opponent	Pos	AB	R	H	RBI	2B	3B	HR	BB	SB	CS	HBP	SAC	SF	GDP	K	PO	A	E	Avg
Feb 25	GRAMBLING	p	0	0	0	0	0	0	0	0	0	0	0	0	0	0	0	0	1	0	.000
Mar 07	PORTLAND	p	0	0	0	0	0	0	0	0	0	0	0	0	0	0	0	0	1	0	.000
Totals		0gs	0	0	0	0	0	0	0	0	0	0	0	0	0	0	0	0	2	0	.000

On base pct. .000 • Slugging pct. .000

#13 Steele Eaves - 2 appearances (All games)

Date	Opponent	GS	IP	H	R	ER	BB	SO	2B	3B	HR	WP	BK	HBP	IBB	Score	W-L	Sv	ERA	NP
Feb 25	GRAMBLING		1.0	1	1	1	0	2	0	0	0	1	0	1	0	14-3	0-0	0	9.00	19
Mar 07	PORTLAND		1.2	4	1	1	0	1	0	0	0	0	0	1	0	20-3	0-0	0	6.75	31
Totals		0	2.2	5	2	2	0	3	0	0	0	1	0	2	0	34-6	0-0	0	6.75	-



#38 Colin Fisher - 1 game (All games)

Date	Opponent	Pos	AB	R	H	RBI	2B	3B	HR	BB	SB	CS	HBP	SAC	SF	GDP	K	PO	A	E	Avg
Mar 04	ULM	*p	0	0	0	0	0	0	0	0	0	0	0	0	0	0	0	0	1	0	.000
Totals		1gs	0	0	0	0	0	0	0	0	0	0	0	0	0	0	0	0	1	0	.000

On base pct. .000 • Slugging pct. .000

#38 Colin Fisher - 7 appearances (All games)

Date	Opponent	GS	IP	H	R	ER	BB	SO	2B	3B	HR	WP	BK	HBP	IBB	Score	W-L	Sv	ERA	NP
Feb 23	vs Michigan		1.0	0	0	0	1	2	0	0	0	0	0	0	0	8-6	0-0	0	0.00	14
Feb 25	GRAMBLING		1.0	0	0	0	0	1	0	0	0	0	0	0	0	14-3	0-0	0	0.00	11
Feb 28	CHARLOTTE		2.0	3	1	1	0	3	1	0	1	1	0	0	0	11-10	0-0	0	2.25	33
Mar 04	ULM	*	3.0	1	0	0	1	6	0	0	0	0	0	0	0	14-1	1-0	0	1.29	41
Mar 08	PORTLAND		1.0	1	0	0	0	1	0	0	0	0	0	0	0	10-0	1-0	0	1.12	14
Mar 11	UCA	*	3.0	1	0	0	0	3	1	0	0	0	0	0	0	9-2	2-0	0	0.82	39
Mar 16	at Ole Miss		0.2	3	3	3	2	0	0	0	1	0	0	0	0	12-9	2-0	0	3.09	23
Totals		2	11.2	9	4	4	4	16	2	0	2	1	0	0	0	78-31	2-0	0	3.09	-

#46 Christian Foutch - 1 game (All games)

Date	Opponent	Pos	AB	R	H	RBI	2B	3B	HR	BB	SB	CS	HBP	SAC	SF	GDP	K	PO	A	E	Avg
Feb 14	WASHINGTON ST	p	0	0	0	0	0	0	0	0	0	0	0	0	0	0	0	0	1	0	.000
Totals		0gs	0	0	0	0	0	0	0	0	0	0	0	0	0	0	0	0	1	0	.000

On base pct. .000 • Slugging pct. .000

#46 Christian Foutch - 7 appearances (All games)

Date	Opponent	GS	IP	H	R	ER	BB	SO	2B	3B	HR	WP	BK	HBP	IBB	Score	W-L	Sv	ERA	NP
Feb 14	WASHINGTON ST		2.0	2	1	0	0	0	0	0	0	0	0	0	0	3-2	1-0	0	0.00	32
Feb 22	vs TCU		1.1	1	0	0	2	1	0	0	0	0	0	0	0	2-1	1-0	1	0.00	29
Feb 28	CHARLOTTE		1.0	0	0	0	0	1	0	0	0	0	0	2	0	11-10	1-0	2	0.00	13
Mar 02	CHARLOTTE		0.0	2	2	2	0	0	0	0	0	1	0	1	0	4-3	1-0	2	4.15	11
Mar 09	PORTLAND		1.0	0	0	0	0	1	0	0	0	0	0	1	0	5-3	1-0	2	3.38	18
Mar 16	at Ole Miss		0.1	0	0	0	1	0	0	0	0	0	0	1	0	12-9	1-0	2	3.18	12
Mar 18	ORAL ROBERTS		1.0	0	0	0	1	1	0	0	0	0	0	0	0	4-1	1-0	3	2.70	14
Totals		0	6.2	5	3	2	4	4	0	0	0	1	0	5	0	41-29	1-0	3	2.70	-

#6 Gabe Fraser - 9 games (All games)

Date	Opponent	Pos	AB	R	H	RBI	2B	3B	HR	BB	SB	CS	HBP	SAC	SF	GDP	K	PO	A	E	Avg
Feb 15	WASHINGTON ST	pr	0	0	0	0	0	0	0	0	0	0	0	0	0	0	0	0	0	0	.000
Feb 22	vs TCU	*2b	3	0	0	0	0	0	0	0	0	0	0	0	0	0	1	0	2	1	.000
Feb 25	GRAMBLING	2b	0	0	0	1	0	0	0	0	0	0	0	0	1	0	0	0	0	0	.000
Mar 02	CHARLOTTE	*2b	3	0	1	0	0	0	0	0	0	0	0	0	0	0	0	0	0	0	.167
Mar 05	ULM	pr/2b	1	1	0	0	0	0	0	0	0	0	0	0	0	0	0	0	0	0	.143
Mar 09	PORTLAND	2b	1	0	0	0	0	0	0	0	0	0	0	0	0	0	0	1	1	0	.125
Mar 11	UCA	*2b	4	0	0	0	0	0	0	0	0	0	0	0	0	0	2	1	2	0	.083
Mar 16	at Ole Miss	pr/of	0	1	0	0	0	0	0	0	0	0	0	0	0	0	0	0	1	0	.083
Mar 18	ORAL ROBERTS	pr	0	1	0	0	0	0	0	0	0	0	0	0	0	0	0	0	0	0	.083
Totals		3gs	12	3	1	1	0	0	0	0	0	0	0	0	1	0	3	3	5	1	.083

On base pct. .077 • Slugging pct. .083

#20 Gabe Gaeckle - 4 games (All games)

Date	Opponent	Pos	AB	R	H	RBI	2B	3B	HR	BB	SB	CS	HBP	SAC	SF	GDP	K	PO	A	E	Avg
Feb 21	vs Kansas State	*p	0	0	0	0	0	0	0	0	0	0	0	0	0	0	0	1	3	0	.000
Feb 28	CHARLOTTE	*p	0	0	0	0	0	0	0	0	0	0	0	0	0	0	0	0	1	0	.000
Mar 07	PORTLAND	*p	0	0	0	0	0	0	0	0	0	0	0	0	0	0	0	0	1	0	.000
Mar 15	at Ole Miss	*p	0	0	0	0	0	0	0	0	0	0	0	0	0	0	0	1	1	0	.000
Totals		4gs	0	0	0	0	0	0	0	0	0	0	0	0	0	0	0	2	6	0	.000

On base pct. .000 • Slugging pct. .000



INDIVIDUAL GAME-BY-GAME

#20 Gabe Gaeckle - 5 appearances (All games)

Date	Opponent	GS	IP	H	R	ER	BB	SO	2B	3B	HR	WP	BK	HBP	IBB	Score	W-L	Sv	ERA	NP
Feb 14	WASHINGTON ST	*	5.0	1	0	0	1	7	0	0	0	1	0	1	0	3-2	0-0	0	0.00	78
Feb 21	vs Kansas State	*	5.2	5	2	2	4	2	1	0	0	0	0	0	0	2-3	0-0	0	1.69	99
Feb 28	CHARLOTTE	*	3.0	10	9	9	1	3	3	1	1	2	0	0	0	11-10	0-0	0	7.24	66
Mar 07	PORTLAND	*	5.1	2	2	2	3	7	0	1	0	1	0	1	0	20-3	1-0	0	6.16	87
Mar 15	at Ole Miss	*	4.0	1	2	2	3	8	1	0	0	2	0	1	0	12-3	1-0	0	5.87	79
Totals		5	23.0	19	15	15	12	27	5	2	1	6	0	3	0	48-21	1-0	0	5.87	-

#29 Cole Gibler - 5 appearances (All games)

Date	Opponent	GS	IP	H	R	ER	BB	SO	2B	3B	HR	WP	BK	HBP	IBB	Score	W-L	Sv	ERA	NP
Feb 17	WASHINGTON ST		1.0	0	0	0	1	1	0	0	0	0	0	0	0	12-2	0-0	0	0.00	12
Feb 23	vs Michigan		1.0	0	0	0	1	3	0	0	0	0	0	1	0	8-6	0-0	0	0.00	25
Mar 04	ULM		1.0	2	1	1	0	3	1	0	0	0	0	0	0	14-1	0-0	0	3.00	22
Mar 11	UCA		2.0	1	1	1	1	4	0	0	0	0	0	1	0	9-2	0-0	0	3.60	34
Mar 18	ORAL ROBERTS		2.0	4	1	1	0	1	0	0	0	1	0	0	0	4-1	1-0	0	3.86	39
Totals		0	7.0	7	3	3	3	12	1	0	0	1	0	2	0	47-12	1-0	0	3.86	-

#27 Ryder Helfrick - 19 games (All games)

Date	Opponent	Pos	AB	R	H	RBI	2B	3B	HR	BB	SB	CS	HBP	SAC	SF	GDP	K	PO	A	E	Avg
Feb 14	WASHINGTON ST	*c	2	1	1	0	0	0	0	2	0	1	0	0	0	0	1	11	1	1	.500
Feb 14	WASHINGTON ST	*c	3	0	1	3	0	1	0	1	0	0	0	0	0	0	1	8	0	0	.400
Feb 15	WASHINGTON ST	c	1	0	0	0	0	0	0	0	0	0	0	0	0	0	0	2	0	0	.333
Feb 17	WASHINGTON ST	*c	2	2	1	0	1	0	0	2	0	0	0	0	0	0	1	6	2	0	.375
Feb 21	vs Kansas State	*c	4	0	1	0	0	0	0	0	0	0	0	0	0	0	0	4	0	0	.333
Feb 22	vs TCU	*c	4	0	0	0	0	0	0	0	0	0	0	0	0	0	2	11	0	1	.250
Feb 23	vs Michigan	*c	2	0	0	0	0	0	0	0	0	0	0	0	0	0	2	7	0	0	.222
Feb 25	GRAMBLING	*c	2	1	1	3	0	0	1	0	0	0	1	0	1	0	1	4	0	0	.250
Feb 28	CHARLOTTE	*c	4	0	1	0	0	0	0	0	0	0	0	0	0	0	2	14	1	0	.250
Mar 01	CHARLOTTE	*c	3	0	1	1	0	0	0	0	0	0	0	1	0	0	1	15	0	0	.259
Mar 02	CHARLOTTE	*c	2	1	0	0	0	0	0	2	0	0	0	0	0	0	1	12	0	0	.241
Mar 04	ULM	*c	3	1	1	1	0	0	1	1	0	0	0	0	0	0	1	12	0	0	.250
Mar 07	PORTLAND	*c	2	1	0	0	0	0	0	1	0	0	1	0	0	0	2	6	2	0	.235
Mar 08	PORTLAND	*c	3	0	0	0	0	0	0	0	0	0	0	0	0	0	0	10	0	0	.216
Mar 09	PORTLAND	*c	4	1	1	1	0	0	1	0	0	0	0	0	0	0	2	7	0	0	.220
Mar 14	at Ole Miss	*c	3	0	1	2	0	0	0	0	0	0	0	1	0	0	0	9	0	0	.227
Mar 15	at Ole Miss	*c	3	0	0	0	0	0	0	0	0	0	0	1	0	0	1	15	0	0	.213
Mar 16	at Ole Miss	*c	5	2	0	0	0	0	0	0	0	0	0	0	0	0	2	10	0	0	.192
Mar 18	ORAL ROBERTS	c	0	0	0	0	0	0	0	0	0	0	0	0	0	0	0	1	0	0	.192
Totals		17gs	52	10	10	11	1	1	3	9	0	1	2	2	2	0	20	164	6	2	.192

On base pct. .323 • Slugging pct. .423



#10 Brent Iredale - 21 games (All games)

Date	Opponent	Pos	AB	R	H	RBI	2B	3B	HR	BB	SB	CS	HBP	SAC	SF	GDP	K	PO	A	E	Avg
Feb 14	WASHINGTON ST	*3b	4	0	1	1	0	0	0	0	0	0	0	0	1	0	2	3	1	0	.250
Feb 14	WASHINGTON ST	*3b	4	2	3	4	1	0	0	1	0	0	0	0	0	0	0	0	2	0	.500
Feb 15	WASHINGTON ST	*3b	3	2	2	2	0	0	2	1	0	0	0	0	0	0	0	0	3	0	.545
Feb 17	WASHINGTON ST	*3b	4	0	1	2	0	0	0	0	0	1	0	0	0	0	0	0	3	0	.467
Feb 21	vs Kansas State	*3b	3	0	1	0	1	0	0	1	0	0	0	0	0	0	0	0	1	0	.444
Feb 22	vs TCU	*3b	3	1	0	0	0	0	0	1	0	0	0	0	0	0	1	0	0	0	.381
Feb 23	vs Michigan	*3b	3	0	1	1	0	0	0	1	0	0	1	0	0	0	1	1	1	0	.375
Feb 25	GRAMBLING	*3b	1	4	1	0	0	0	0	3	1	0	1	0	0	0	0	0	2	0	.400
Feb 28	CHARLOTTE	*3b	3	2	0	0	0	0	0	1	0	0	1	0	0	0	1	0	5	0	.357
Mar 01	CHARLOTTE	*3b	3	2	2	1	1	0	0	1	0	0	0	0	0	0	0	1	1	0	.387
Mar 02	CHARLOTTE	*3b	4	1	1	0	1	0	0	0	0	0	0	0	0	0	2	0	1	0	.371
Mar 04	ULM	*3b	2	2	2	3	0	0	1	1	0	0	0	0	1	0	0	0	2	0	.405
Mar 05	ULM	*3b	2	0	0	0	0	0	0	2	0	0	0	0	0	0	1	0	1	0	.385
Mar 07	PORTLAND	*3b	4	3	3	8	1	0	2	0	0	0	0	0	0	0	0	0	2	0	.419
Mar 08	PORTLAND	*3b	3	2	1	0	1	0	0	1	1	0	0	0	0	0	2	0	2	0	.413
Mar 09	PORTLAND	*3b	3	1	1	3	0	0	1	1	0	0	0	0	0	0	1	0	4	0	.408
Mar 11	UCA	*3b	2	2	2	4	0	0	1	2	0	0	0	0	0	0	0	0	1	0	.431
Mar 14	at Ole Miss	*3b	2	1	0	0	0	0	0	1	0	0	1	0	0	0	2	0	2	1	.415
Mar 15	at Ole Miss	*3b	2	1	0	1	0	0	0	1	0	0	1	0	1	0	2	0	0	0	.400
Mar 16	at Ole Miss	*3b	4	0	1	0	0	0	0	1	0	0	0	0	0	1	0	0	2	0	.390
Mar 18	ORAL ROBERTS	*3b	1	0	0	1	0	0	0	1	0	0	1	0	1	0	0	0	4	0	.383
Totals		21gs	60	26	23	31	6	0	7	21	2	0	7	0	4	1	15	5	40	1	.383

On base pct. .554 • Slugging pct. .833

#16 Aiden Jimenez - 6 appearances (All games)

Date	Opponent	GS	IP	H	R	ER	BB	SO	2B	3B	HR	WP	BK	HBP	IBB	Score	W-L	Sv	ERA	NP
Feb 14	WASHINGTON ST		1.0	2	1	1	0	0	1	0	0	0	0	0	0	14-2	0-0	0	9.00	14
Feb 25	GRAMBLING		1.0	2	1	1	1	1	1	0	0	0	0	0	0	14-3	0-0	0	9.00	23
Mar 01	CHARLOTTE		2.0	2	0	0	1	4	0	0	0	0	0	0	0	8-5	1-0	0	4.50	28
Mar 04	ULM		1.0	2	0	0	0	1	0	0	0	0	0	0	0	14-1	1-0	0	3.60	14
Mar 09	PORTLAND		1.0	0	0	0	0	0	0	0	0	0	0	0	0	5-3	1-0	0	3.00	13
Mar 15	at Ole Miss		3.0	0	0	0	0	6	0	0	0	0	0	0	0	12-3	1-0	1	2.00	35
Totals		0	9.0	8	2	2	2	12	2	0	0	0	0	0	0	67-17	1-0	1	2.00	-

#25 Kuhio Aloy - 18 games (All games)

Date	Opponent	Pos	AB	R	H	RBI	2B	3B	HR	BB	SB	CS	HBP	SAC	SF	GDP	K	PO	A	E	Avg
Feb 14	WASHINGTON ST	*dh	4	2	2	3	1	0	1	1	0	0	0	0	0	0	1	0	0	0	.500
Feb 17	WASHINGTON ST	*dh	3	2	1	1	0	0	1	2	0	0	0	0	0	0	2	0	0	0	.429
Feb 21	vs Kansas State	*dh	4	1	1	1	0	0	1	0	0	0	0	0	0	0	2	0	0	0	.364
Feb 22	vs TCU	ph	1	0	1	2	1	0	0	0	0	0	0	0	0	0	0	0	0	0	.417
Feb 25	GRAMBLING	*dh	4	2	4	2	1	0	0	1	0	0	0	0	0	0	0	0	0	0	.562
Feb 28	CHARLOTTE	*dh	4	2	2	3	1	0	0	1	0	0	0	0	0	0	0	0	0	0	.550
Mar 01	CHARLOTTE	*dh	3	2	2	3	1	0	1	1	0	0	0	0	0	0	1	0	0	0	.565
Mar 02	CHARLOTTE	*dh	4	0	2	1	0	0	0	0	0	0	0	0	0	0	0	0	0	0	.556
Mar 04	ULM	*dh	5	2	3	6	0	0	1	0	0	0	0	0	0	1	1	0	0	0	.562
Mar 05	ULM	*dh	4	1	2	4	0	0	1	1	0	0	0	0	0	0	0	0	0	0	.556
Mar 07	PORTLAND	*dh	4	3	2	3	1	0	0	1	0	0	0	0	0	0	0	0	0	0	.550
Mar 08	PORTLAND	*dh	3	0	0	0	0	0	0	1	0	0	0	0	0	0	1	0	0	0	.512
Mar 09	PORTLAND	*dh	4	0	0	0	0	0	0	0	0	0	0	0	0	0	0	0	0	0	.468
Mar 11	UCA	*dh	3	3	1	2	0	0	1	1	0	0	1	0	0	0	0	0	0	0	.460
Mar 14	at Ole Miss	*dh	5	2	3	0	1	0	0	0	0	0	0	0	0	0	1	0	0	0	.473
Mar 15	at Ole Miss	*dh	5	1	1	1	0	0	1	0	0	0	0	0	0	0	2	0	0	0	.450
Mar 16	at Ole Miss	*dh	6	0	1	1	0	0	0	0	0	0	0	0	0	0	3	0	0	0	.424
Mar 18	ORAL ROBERTS	*dh	5	0	2	1	0	0	0	0	0	0	0	0	0	1	2	0	0	0	.423
Totals		17gs	71	23	30	34	7	0	8	10	0	0	1	0	0	2	16	0	0	0	.423

On base pct. .500 • Slugging pct. .859



INDIVIDUAL GAME-BY-GAME

#8 Cam Kozeal - 16 games (All games)

Date	Opponent	Pos	AB	R	H	RBI	2B	3B	HR	BB	SB	CS	HBP	SAC	SF	GDP	K	PO	A	E	Avg	
Feb 14	WASHINGTON ST	*2b	4	2	2	0	2	0	0	0	0	0	0	0	0	0	1	4	2	0	.500	
Feb 17	WASHINGTON ST	*2b	4	2	1	0	0	0	0	0	0	0	0	0	0	0	1	2	4	0	.375	
Feb 21	vs Kansas State	ph/1	2	0	1	0	1	0	0	0	0	0	0	0	0	0	0	3	0	0	.400	
Feb 22	vs TCU	*1b	3	0	0	0	0	0	0	0	0	0	0	1	0	0	1	5	2	0	.308	
Feb 23	vs Michigan	*1b	5	0	1	1	0	0	0	0	0	0	0	0	0	0	0	4	1	0	.278	
Feb 28	CHARLOTTE	*1b/2	5	1	2	1	0	0	0	0	0	0	0	0	0	0	2	6	1	0	.304	
Mar 01	CHARLOTTE	*1b	4	0	1	0	0	0	0	0	0	0	0	0	0	0	1	3	0	0	.296	
Mar 02	CHARLOTTE	ph	1	0	1	0	0	0	0	0	0	0	0	0	0	0	0	0	0	0	.321	
Mar 04	ULM	*1b	4	1	2	2	0	0	1	0	0	0	0	0	0	0	0	5	0	0	.344	
Mar 07	PORTLAND	*1b	4	0	0	1	0	0	0	0	0	0	0	0	0	0	1	9	0	0	.306	
Mar 08	PORTLAND	*1b	4	0	1	0	0	0	0	0	0	1	0	0	0	0	1	5	0	0	.300	
Mar 11	UCA	*1b	3	1	2	3	0	0	1	1	1	0	0	0	0	0	0	5	0	0	.326	
Mar 14	at Ole Miss	ph/2	2	0	1	1	0	0	0	0	0	0	0	0	0	0	1	0	0	0	.333	
Mar 15	at Ole Miss	*2b/1	5	2	3	1	1	0	0	0	0	0	0	0	0	0	0	1	2	1	.360	
Mar 16	at Ole Miss	*1b	4	1	2	2	0	0	0	1	0	0	0	0	0	0	0	4	1	0	.370	
Mar 18	ORAL ROBERTS	*1b	3	0	0	0	0	0	0	1	0	0	0	0	0	1	0	10	0	0	.351	
Totals			13gs	57	10	20	12	4	0	2	3	1	1	0	1	0	1	9	66	13	1	.351

On base pct. .383 • Slugging pct. .526

#22 Logan Maxwell - 15 games (All games)

Date	Opponent	Pos	AB	R	H	RBI	2B	3B	HR	BB	SB	CS	HBP	SAC	SF	GDP	K	PO	A	E	Avg	
Feb 14	WASHINGTON ST	*dh	3	0	1	1	0	0	0	1	0	0	0	0	1	0	0	0	0	0	.333	
Feb 15	WASHINGTON ST	*dh	4	0	1	0	0	0	0	0	0	0	0	0	0	0	0	0	0	0	.286	
Feb 22	vs TCU	*dh	3	1	0	0	0	0	0	1	0	0	0	0	0	0	1	0	0	0	.200	
Feb 23	vs Michigan	*dh	3	1	0	0	0	0	0	2	0	0	0	0	0	1	0	0	0	0	.154	
Feb 25	GRAMBLING	*of	4	3	2	1	0	0	0	1	0	0	0	0	0	0	0	0	0	0	.235	
Feb 28	CHARLOTTE	*of	5	2	2	2	0	0	1	0	0	0	0	0	0	0	3	0	0	0	.273	
Mar 01	CHARLOTTE	*of	4	1	1	2	0	0	1	1	0	0	0	0	0	0	1	0	0	0	.269	
Mar 02	CHARLOTTE	*of	5	0	3	1	0	0	0	0	0	0	0	0	0	0	0	5	0	0	.323	
Mar 04	ULM	*of	4	1	2	0	0	0	0	1	0	0	0	0	0	0	1	1	0	0	.343	
Mar 07	PORTLAND	*of	2	2	1	0	0	0	0	1	0	0	0	0	0	0	0	0	0	0	.351	
Mar 11	UCA	*of	4	1	0	0	0	0	0	0	0	0	1	0	0	0	2	1	0	0	.317	
Mar 14	at Ole Miss	*of/of	5	1	1	2	0	0	1	0	0	0	0	0	0	1	1	4	0	0	.304	
Mar 15	at Ole Miss	*of	5	2	3	1	0	0	1	0	0	0	0	0	0	0	0	0	0	0	.333	
Mar 16	at Ole Miss	*of/of	4	2	3	1	1	0	0	1	0	0	0	0	0	0	0	1	0	0	.364	
Mar 18	ORAL ROBERTS	*of	2	0	0	0	0	0	0	0	0	0	1	0	0	0	0	2	0	0	.351	
Totals			15gs	57	17	20	11	1	0	4	9	0	0	2	0	1	2	9	14	0	0	.351

On base pct. .449 • Slugging pct. .579

#41 Will McEntire - 1 game (All games)

Date	Opponent	Pos	AB	R	H	RBI	2B	3B	HR	BB	SB	CS	HBP	SAC	SF	GDP	K	PO	A	E	Avg	
Feb 21	vs Kansas State	p	0	0	0	0	0	0	0	0	0	0	0	0	0	0	0	0	1	0	.000	
Totals			0gs	0	0	0	0	0	0	0	0	0	0	0	0	0	0	0	0	1	0	.000

On base pct. .000 • Slugging pct. .000

#41 Will McEntire - 7 appearances (All games)

Date	Opponent	GS	IP	H	R	ER	BB	SO	2B	3B	HR	WP	BK	HBP	IBB	Score	W-L	Sv	ERA	NP
Feb 14	WASHINGTON ST		2.2	2	1	1	0	3	0	0	1	0	0	0	0	3-2	0-0	0	3.38	37
Feb 21	vs Kansas State		1.0	1	0	0	0	0	0	0	0	1	0	0	0	2-3	0-0	0	2.45	10
Feb 23	vs Michigan		1.0	2	2	2	1	0	0	0	2	0	0	0	0	8-6	0-0	0	5.79	29
Mar 02	CHARLOTTE		1.0	0	0	0	0	1	0	0	0	0	0	0	0	4-3	1-0	0	4.76	9
Mar 05	ULM		1.0	0	0	0	0	2	0	0	0	0	0	0	0	15-3	1-0	0	4.05	13
Mar 11	UCA		1.0	0	0	0	0	2	0	0	0	0	0	1	0	9-2	1-0	0	3.52	17
Mar 16	at Ole Miss		3.1	2	1	1	0	5	1	0	1	0	0	0	0	12-9	1-0	0	3.27	40
Totals		0	11.0	7	4	4	1	13	1	0	4	1	0	1	0	53-28	1-0	0	3.27	-



#26 Tate McGuire - 2 games (All games)

Date	Opponent	Pos	AB	R	H	RBI	2B	3B	HR	BB	SB	CS	HBP	SAC	SF	GDP	K	PO	A	E	Avg
Feb 21	vs Kansas State	p	0	0	0	0	0	0	0	0	0	0	0	0	0	0	0	1	1	0	.000
Mar 05	ULM	p	0	0	0	0	0	0	0	0	0	0	0	0	0	0	0	0	1	0	.000
Totals		0gs	0	0	0	0	0	0	0	0	0	0	0	0	0	0	0	1	2	0	.000

On base pct. .000 • Slugging pct. .000

#26 Tate McGuire - 6 appearances (All games)

Date	Opponent	GS	IP	H	R	ER	BB	SO	2B	3B	HR	WP	BK	HBP	IBB	Score	W-L	Sv	ERA	NP
Feb 14	WASHINGTON ST		1.0	1	0	0	0	1	0	0	0	0	0	0	0	14-2	0-0	0	0.00	7
Feb 21	vs Kansas State		1.1	2	1	1	0	1	1	0	0	0	0	0	0	2-3	0-1	0	3.86	15
Feb 23	vs Michigan		0.1	0	0	0	0	0	0	0	0	0	0	0	0	8-6	0-1	1	3.38	5
Mar 01	CHARLOTTE		0.2	1	2	2	1	1	0	0	1	0	0	0	0	8-5	0-1	1	8.10	19
Mar 05	ULM		2.0	0	0	0	0	2	0	0	0	0	0	0	0	15-3	0-1	1	5.06	25
Mar 14	at Ole Miss		1.1	3	1	1	1	1	1	0	0	0	0	0	0	6-10	0-1	1	5.40	25
Totals		0	6.2	7	4	4	2	6	2	0	1	0	0	0	0	53-29	0-1	1	5.40	-

#1 Rocco Peppi - 13 games (All games)

Date	Opponent	Pos	AB	R	H	RBI	2B	3B	HR	BB	SB	CS	HBP	SAC	SF	GDP	K	PO	A	E	Avg
Feb 14	WASHINGTON ST	*1b	4	0	0	0	0	0	0	0	0	0	0	0	0	0	0	4	0	1	.000
Feb 14	WASHINGTON ST	*of	1	2	1	1	1	0	0	2	0	0	1	0	0	0	0	2	0	0	.200
Feb 15	WASHINGTON ST	*1b	4	0	0	0	0	0	0	0	0	0	0	0	0	0	0	2	6	0	.111
Feb 17	WASHINGTON ST	*1b	2	0	0	0	0	0	0	0	0	0	1	0	0	0	0	7	1	0	.091
Feb 21	vs Kansas State	*1b	2	0	0	0	0	0	0	0	0	0	0	0	0	0	0	8	1	0	.077
Feb 25	GRAMBLING	*1b	3	1	2	4	0	0	0	0	0	0	1	0	0	0	0	8	1	0	.188
Feb 28	CHARLOTTE	ph/1	2	1	1	2	1	0	0	0	0	0	1	0	0	0	0	1	0	0	.222
Mar 02	CHARLOTTE	*1b	2	0	0	1	0	0	0	0	0	0	0	0	1	0	1	4	1	0	.200
Mar 05	ULM	*1b	3	2	0	0	0	0	0	2	0	0	0	0	0	1	0	5	3	0	.174
Mar 09	PORTLAND	*1b	3	0	1	0	0	0	0	0	0	0	0	0	0	0	1	6	0	0	.192
Mar 14	at Ole Miss	*1b	4	0	2	0	0	0	0	0	0	0	0	0	0	0	1	5	0	0	.233
Mar 15	at Ole Miss	*1b	4	1	1	1	0	0	0	0	0	0	0	0	0	0	1	4	2	0	.235
Mar 16	at Ole Miss	ph/of	2	0	2	0	0	0	0	0	0	0	0	0	0	0	0	0	0	0	.278
Totals		11gs	36	7	10	9	2	0	0	4	0	0	4	0	1	1	6	60	9	1	.278

On base pct. .400 • Slugging pct. .333

#18 Reese Robinett - 9 games (All games)

Date	Opponent	Pos	AB	R	H	RBI	2B	3B	HR	BB	SB	CS	HBP	SAC	SF	GDP	K	PO	A	E	Avg
Feb 15	WASHINGTON ST	1b	0	0	0	0	0	0	0	0	0	0	0	0	0	0	0	2	0	0	.000
Feb 17	WASHINGTON ST	ph/1	1	0	0	0	0	0	0	1	0	0	0	0	0	0	1	2	1	0	.000
Feb 25	GRAMBLING	1b	1	0	0	0	0	0	0	0	0	0	0	0	0	0	1	2	0	0	.000
Feb 28	CHARLOTTE	1b	0	0	0	0	0	0	0	0	0	0	0	0	0	0	0	2	0	0	.000
Mar 01	CHARLOTTE	1b	0	0	0	0	0	0	0	0	0	0	0	0	0	0	0	3	0	0	.000
Mar 02	CHARLOTTE	1b	1	0	0	0	0	0	0	0	0	0	0	0	0	0	1	0	0	0	.000
Mar 05	ULM	3b	1	0	0	0	0	0	0	0	0	0	0	0	0	0	0	0	0	0	.000
Mar 09	PORTLAND	1b	1	0	0	0	0	0	0	0	0	0	0	0	0	0	1	5	0	0	.000
Mar 15	at Ole Miss	1b	0	0	0	0	0	0	0	0	0	0	0	0	0	0	0	0	0	0	.000
Totals		0gs	5	0	0	0	0	0	0	1	0	0	0	0	0	0	4	16	1	0	.000

On base pct. .167 • Slugging pct. .000

#33 Zach Root - 3 games (All games)

Date	Opponent	Pos	AB	R	H	RBI	2B	3B	HR	BB	SB	CS	HBP	SAC	SF	GDP	K	PO	A	E	Avg
Feb 14	WASHINGTON ST	*p	0	0	0	0	0	0	0	0	0	0	0	0	0	0	0	1	0	0	.000
Mar 01	CHARLOTTE	*p	0	0	0	0	0	0	0	0	0	0	0	0	0	0	0	0	1	0	.000
Mar 14	at Ole Miss	*p	0	0	0	0	0	0	0	0	0	0	0	0	0	0	0	0	1	0	.000
Totals		3gs	0	0	0	0	0	0	0	0	0	0	0	0	0	0	0	1	2	0	.000

On base pct. .000 • Slugging pct. .000



INDIVIDUAL GAME-BY-GAME

#33 Zach Root - 5 appearances (All games)

Date	Opponent	GS	IP	H	R	ER	BB	SO	2B	3B	HR	WP	BK	HBP	IBB	Score	W-L	Sv	ERA	NP
Feb 14	WASHINGTON ST	*	5.0	2	1	1	1	8	0	0	0	0	0	1	0	14-2	1-0	0	1.80	75
Feb 22	vs TCU	*	5.0	2	1	1	2	10	0	0	0	1	0	1	0	2-1	1-0	0	1.80	81
Mar 01	CHARLOTTE	*	5.1	5	3	3	2	8	3	0	0	0	0	1	0	8-5	1-0	0	2.93	97
Mar 08	PORTLAND	*	6.0	3	0	0	1	10	1	0	0	0	0	0	0	10-0	2-0	0	2.11	80
Mar 14	at Ole Miss	*	3.0	10	7	7	2	3	4	0	2	0	0	1	0	6-10	2-1	0	4.44	74
Totals		5	24.1	22	12	12	8	39	8	0	2	1	0	4	0	40-18	2-1	0	4.44	-

#3 Nolan Souza - 18 games (All games)

Date	Opponent	Pos	AB	R	H	RBI	2B	3B	HR	BB	SB	CS	HBP	SAC	SF	GDP	K	PO	A	E	Avg
Feb 14	WASHINGTON ST	*2b	4	0	1	0	0	0	0	0	1	0	0	0	0	0	2	3	1	0	.250
Feb 15	WASHINGTON ST	*2b	3	0	0	0	0	0	0	1	0	0	0	0	0	0	3	0	0	0	.143
Feb 21	vs Kansas State	*2b	4	0	0	0	0	0	0	0	0	0	0	0	0	0	3	2	1	0	.091
Feb 22	vs TCU	2b	0	0	0	0	0	0	0	0	0	0	0	0	0	0	0	1	2	0	.091
Feb 23	vs Michigan	*2b	3	1	0	0	0	0	0	1	0	0	0	0	0	0	1	2	3	0	.071
Feb 25	GRAMBLING	*2b	3	0	0	1	0	0	0	1	0	0	0	0	0	0	1	1	4	0	.059
Feb 28	CHARLOTTE	*2b	1	0	0	0	0	0	0	0	0	0	0	0	0	0	0	0	0	0	.056
Mar 01	CHARLOTTE	*2b	4	0	0	1	0	0	0	0	0	0	0	0	0	0	0	1	1	0	.045
Mar 02	CHARLOTTE	2b	1	1	1	0	0	0	0	0	0	0	0	0	0	0	0	1	1	0	.087
Mar 04	ULM	*2b	4	2	2	0	1	0	0	0	0	0	0	0	0	0	1	1	0	0	.148
Mar 05	ULM	*2b/ss	3	1	1	3	0	0	1	2	1	0	0	0	0	0	0	0	0	0	.167
Mar 07	PORTLAND	*2b	4	1	1	1	0	0	1	0	0	0	0	0	0	0	2	0	2	0	.176
Mar 08	PORTLAND	*2b	3	2	1	1	0	0	0	0	1	0	0	0	0	0	0	0	1	0	.189
Mar 09	PORTLAND	*2b/ss	3	0	0	0	0	0	0	0	0	0	0	0	0	0	1	1	3	0	.175
Mar 14	at Ole Miss	*2b	2	0	0	0	0	0	0	0	0	0	0	0	0	0	2	0	1	0	.167
Mar 15	at Ole Miss	2b	1	1	1	1	0	0	1	0	0	0	0	0	0	0	0	0	1	0	.186
Mar 16	at Ole Miss	*2b	5	1	1	1	1	0	0	0	0	0	0	0	0	0	2	2	2	0	.188
Mar 18	ORAL ROBERTS	*2b	4	1	0	0	0	0	0	0	0	0	0	0	0	0	0	1	3	0	.173
Totals		15gs	52	11	9	9	2	0	3	5	3	0	0	0	0	0	18	16	26	0	.173

On base pct. .246 • Slugging pct. .385

#4 Justin Thomas Jr. - 19 games (All games)

Date	Opponent	Pos	AB	R	H	RBI	2B	3B	HR	BB	SB	CS	HBP	SAC	SF	GDP	K	PO	A	E	Avg
Feb 14	WASHINGTON ST	*of	2	1	0	0	0	0	0	2	1	0	0	0	0	1	0	2	0	0	.000
Feb 14	WASHINGTON ST	*of	2	1	1	0	1	0	0	2	1	0	0	0	0	0	0	2	0	0	.250
Feb 15	WASHINGTON ST	*of	3	0	1	0	0	0	0	0	0	0	0	0	0	0	1	2	0	0	.286
Feb 17	WASHINGTON ST	*of	1	3	1	1	0	0	0	3	0	1	0	0	0	0	0	0	0	0	.375
Feb 21	vs Kansas State	*of	4	0	0	0	0	0	0	0	0	0	0	0	0	0	3	2	1	0	.250
Feb 22	vs TCU	*of	3	0	1	0	0	0	0	0	0	0	0	0	0	0	0	3	0	0	.267
Feb 23	vs Michigan	*of	2	1	0	0	0	0	0	1	0	1	1	0	0	0	2	0	0	0	.235
Feb 25	GRAMBLING	*of	3	1	2	1	1	0	1	1	0	0	0	0	0	0	0	2	0	0	.300
Feb 28	CHARLOTTE	*of	4	1	1	1	0	0	0	0	0	0	0	0	0	0	1	3	0	0	.292
Mar 01	CHARLOTTE	of	0	0	0	0	0	0	0	0	0	0	0	0	0	0	0	0	0	0	.292
Mar 02	CHARLOTTE	*of	3	0	1	0	0	0	0	0	0	1	0	1	0	0	2	1	0	0	.296
Mar 05	ULM	*of	1	2	0	0	0	0	0	2	0	0	1	0	0	0	0	1	0	0	.286
Mar 07	PORTLAND	*of	4	1	1	0	0	0	0	0	1	0	0	0	0	0	2	1	0	0	.281
Mar 08	PORTLAND	*of	2	2	1	2	0	0	1	0	0	0	1	0	0	0	0	2	0	0	.294
Mar 09	PORTLAND	*of	3	0	0	0	0	0	0	0	0	0	0	0	0	0	0	4	0	0	.270
Mar 14	at Ole Miss	*of	3	0	0	0	0	0	0	0	0	0	0	0	0	0	3	2	0	0	.250
Mar 15	at Ole Miss	*of	3	1	1	1	0	0	0	0	0	0	1	0	1	0	2	1	0	0	.256
Mar 16	at Ole Miss	of	0	0	0	0	0	0	0	0	0	0	0	0	0	0	0	0	0	0	.256
Mar 18	ORAL ROBERTS	of	1	0	0	0	0	0	0	0	0	0	0	0	0	0	0	2	0	0	.250
Totals		16gs	44	14	11	6	2	0	2	11	3	3	4	1	1	1	16	30	1	0	.250

On base pct. .433 • Slugging pct. .432



#9 Wehiwa Aloy - 21 games (All games)

Date	Opponent	Pos	AB	R	H	RBI	2B	3B	HR	BB	SB	CS	HBP	SAC	SF	GDP	K	PO	A	E	Avg	
Feb 14	WASHINGTON ST	*ss	5	0	1	0	0	0	0	0	1	0	0	0	0	0	2	2	5	0	.200	
Feb 14	WASHINGTON ST	*ss	2	2	0	0	0	0	0	1	0	0	2	0	0	1	0	0	3	0	.143	
Feb 15	WASHINGTON ST	*ss	3	1	1	2	0	0	1	0	0	0	1	0	0	0	1	0	3	0	.200	
Feb 17	WASHINGTON ST	*ss	3	0	2	2	0	0	0	2	0	0	0	0	0	0	0	1	1	0	.308	
Feb 21	vs Kansas State	*ss	4	1	2	1	0	0	1	0	0	0	0	0	0	0	1	3	5	0	.353	
Feb 22	vs TCU	*ss	3	0	0	0	0	0	0	0	0	0	1	0	0	0	0	3	2	0	.300	
Feb 23	vs Michigan	*ss	4	3	4	2	1	0	1	1	0	0	0	0	0	0	0	0	1	2	.417	
Feb 25	GRAMBLING	*ss	4	1	1	0	0	0	0	1	0	0	0	0	0	0	0	1	3	0	.393	
Feb 28	CHARLOTTE	*ss	4	1	1	0	1	0	0	1	0	0	0	0	0	0	0	0	1	0	.375	
Mar 01	CHARLOTTE	*ss	4	1	1	0	1	0	0	0	0	0	1	0	0	0	1	1	2	0	.361	
Mar 02	CHARLOTTE	*ss	5	1	1	0	0	0	0	0	0	0	0	0	0	0	1	2	2	0	.341	
Mar 04	ULM	*ss	5	2	3	0	1	0	0	0	0	0	0	0	0	0	1	1	1	0	.370	
Mar 05	ULM	*ss	4	1	2	2	2	0	0	0	0	0	0	0	0	0	0	0	1	0	.380	
Mar 07	PORTLAND	*ss	3	5	3	4	0	0	2	1	1	0	1	0	0	0	0	3	0	0	.415	
Mar 08	PORTLAND	*ss	4	1	2	4	1	0	1	0	0	0	0	0	0	0	0	1	2	0	.421	
Mar 09	PORTLAND	*ss	3	1	2	1	0	0	0	0	0	0	0	0	0	0	0	1	1	0	.433	
Mar 11	UCA	*ss	5	0	0	0	0	0	0	0	0	0	0	0	0	0	2	2	4	0	.400	
Mar 14	at Ole Miss	*ss	4	0	0	0	0	0	0	1	0	0	0	0	0	0	2	3	0	0	.377	
Mar 15	at Ole Miss	*ss	5	1	1	1	0	0	1	1	0	0	0	0	0	0	3	3	2	0	.365	
Mar 16	at Ole Miss	*ss	5	3	3	5	0	0	2	1	0	0	0	0	0	0	0	3	1	1	.380	
Mar 18	ORAL ROBERTS	*ss	4	1	2	0	0	0	0	1	0	0	0	0	0	1	0	1	0	0	.386	
Totals			21gs	83	26	32	24	7	0	9	11	2	0	6	0	0	2	14	31	40	3	.386

On base pct. .490 • Slugging pct. .795

#44 Carson Wiggins - 2 games (All games)

Date	Opponent	Pos	AB	R	H	RBI	2B	3B	HR	BB	SB	CS	HBP	SAC	SF	GDP	K	PO	A	E	Avg	
Mar 01	CHARLOTTE	p	0	0	0	0	0	0	0	0	0	0	0	0	0	0	0	0	1	0	.000	
Mar 16	at Ole Miss	p	0	0	0	0	0	0	0	0	0	0	0	0	0	0	0	0	1	0	.000	
Totals			0gs	0	0	0	0	0	0	0	0	0	0	0	0	0	0	0	1	1	0	.000

On base pct. .000 • Slugging pct. .000

#44 Carson Wiggins - 6 appearances (All games)

Date	Opponent	GS	IP	H	R	ER	BB	SO	2B	3B	HR	WP	BK	HBP	IBB	Score	W-L	Sv	ERA	NP
Feb 15	WASHINGTON ST		1.0	1	0	0	0	1	1	0	0	0	0	0	0	5-2	0-0	1	0.00	20
Feb 23	vs Michigan		0.0	1	1	1	1	0	0	0	0	2	0	0	0	8-6	0-0	1	9.00	5
Feb 25	GRAMBLING		1.0	0	0	0	0	1	0	0	0	0	0	0	0	14-3	0-0	1	4.50	10
Mar 01	CHARLOTTE		1.0	0	0	0	0	2	0	0	0	0	0	0	0	8-5	0-0	2	3.00	13
Mar 09	PORTLAND		1.0	0	0	0	0	1	0	0	0	1	0	0	0	5-3	0-0	3	2.25	12
Mar 16	at Ole Miss		2.0	1	1	1	3	3	0	0	0	0	0	0	0	12-9	1-0	3	3.00	37
Totals		0	6.0	3	2	2	4	8	1	0	0	3	0	0	0	52-28	1-0	3	3.00	-

#14 Gage Wood - 2 appearances (All games)

Date	Opponent	GS	IP	H	R	ER	BB	SO	2B	3B	HR	WP	BK	HBP	IBB	Score	W-L	Sv	ERA	NP
Feb 15	WASHINGTON ST	*	5.0	2	2	2	1	7	1	1	0	1	0	0	0	5-2	0-0	0	3.60	77
Feb 23	vs Michigan	*	2.0	2	1	0	0	6	0	0	0	0	0	1	0	8-6	0-0	0	2.57	39
Totals		2	7.0	4	3	2	1	13	1	1	0	1	0	1	0	13-8	0-0	0	2.57	-



2025 SCHEDULE / RESULTS

FEB.	Opponent	Score	Winning Pitcher	Losing Pitcher	Save	Attendance	Time
14	Washington State [DH-1]	W, 3-2 (10)	Foutch (1-0)	Stowe (0-1)		---	3:19
14	Washington State [DH-2]	W, 14-2 (7)	Root (1-0)	Lewis (0-1)		9,112	2:16
15	Washington State	W, 5-2	Carter (1-0)	Tedesco (0-1)	Wiggins (1)	9,418	2:46
17	Washington State	W, 12-2 (7)	Beidelschies (1-0)	Chambers (0-1)		8,780	2:30
21	vs. Kansas State ^	L, 3-2	Dean (1-0)	McGuire (0-1)		13,886	2:37
22	vs. #22 TCU ^	W, 2-1	Beidelschies (2-0)	LaPour (1-1)	Foutch (1)	17,994	2:55
23	vs. Michigan ^	W, 8-6	Carter (2-0)	DeVooght (2-1)	McGuire (1)	12,862	3:44
25	Grambling	W, 14-3 (7)	Bybee (1-0)	Robinson (0-1)		9,073	2:40
28	Charlotte	W, 11-10	Carter (3-0)	Sarver (0-1)	Foutch (2)	9,563	3:08

MARCH

1	Charlotte	W, 8-5	Jimenez (1-0)	Taylor (0-1)	Wiggins (2)	10,938	2:53
2	Charlotte	W, 4-3	McEntire (1-0)	Stanton (0-1)		9,199	3:04
4	ULM	W, 14-1 (7)	Fisher (1-0)	Eager (1-1)		8,768	2:15
5	ULM	W, 15-3 (7)	Bybee (2-0)	Cirelli (0-3)		8,624	2:25
7	Portland	W, 20-3 (7)	Gaeckle (1-0)	Gaston (0-4)		9,982	2:08
8	Portland	W, 10-0 (7)	Root (2-0)	Segel (1-2)		10,536	1:48
9	Portland	W, 5-3	Beidelschies (3-0)	Rembisz (2-1)	Wiggins (3)	9,416	2:35
11	UCA	W, 9-2	Fisher (2-0)	Titlow (0-1)		10,742	2:34
14	at #13 Ole Miss *	L, 10-6	Elliott (4-0)	Root (2-1)		9,090	3:03
15	at #13 Ole Miss *	W, 12-3	Coil (1-0)	Maddox (3-2)	Jimenez (1)	9,304	3:19
16	at #13 Ole Miss *	W, 12-9	Wiggins (1-0)	Spencer (0-1)		9,164	3:49
18	Oral Roberts	W, 4-1	Gibler (1-0)	Johnson (0-1)	Foutch (3)	9,922	2:46
19	Oral Roberts						
21	South Carolina						
22	South Carolina						
23	South Carolina						
25	Missouri State						
28	at Vanderbilt *						
29	at Vanderbilt *						
30	at Vanderbilt *						

APRIL

1	Grambling @						
4	Missouri						
5	Missouri						
6	Missouri						
8	Arkansas State						
11	at Georgia *						
12	at Georgia *						
13	at Georgia *						
15	UAPB						
17	Texas A&M						
18	Texas A&M						
19	Texas A&M						
22	Little Rock						
23	Little Rock						
25	at Florida *						
26	at Florida *						
27	at Florida *						
29	at Missouri State						

MAY

1	Texas *						
2	Texas *						
3	Texas *						
9	at LSU *						
10	at LSU *						
11	at LSU *						
15	Tennessee *						
16	Tennessee *						
17	Tennessee *						

* SEC opponent

^ Amegy Bank College Baseball Series (Globe Life Field in Arlington, Texas)

@ Game played at Dickey-Stephens Park in North Little Rock, Ark.