



# ARKANSAS BASEBALL



ArkansasRazorbacks.com ||| @RazorbackBSB ||| Contact: Oliver Grigg (ogrigg@uark.edu)

## 2025 SCHEDULE & RESULTS

### FEBRUARY

14	WASHINGTON STATE [DH-1]	SECN+	W, 3-2 (10)
14	WASHINGTON STATE [DH-2]	SECN+	W, 14-2 (7)
15	WASHINGTON STATE	SECN+	W, 5-2
17	WASHINGTON STATE	SECN+	W, 12-2 (7)
21	vs. Kansas State ^	FloCollege	L, 3-2
22	vs. #22 TCU ^	FloCollege	W, 2-1
23	vs. Michigan ^	FloCollege	W, 8-6
25	GRAMBLING	SECN+	W, 14-3 (7)
28	CHARLOTTE	SECN+	W, 11-10

### MARCH

1	CHARLOTTE	SECN+	W, 8-5
2	CHARLOTTE	SECN+	W, 4-3
4	ULM	SECN+	W, 14-1 (7)
5	ULM	SECN+	W, 15-3 (7)
7	PORTLAND	SECN+	W, 20-3 (7)
8	PORTLAND	SECN+	W, 10-0 (7)
9	PORTLAND	SECN+	W, 5-3
11	UCA	SECN+	W, 9-2
14	#13 Ole Miss *	SECN+	L, 10-6
15	#13 Ole Miss *	SECN+	W, 12-3
16	#13 Ole Miss *	SECN+	W, 12-9
18	ORAL ROBERTS	SECN+	W, 4-1
19	ORAL ROBERTS	SECN+	W, 16-0 (7)
21	SOUTH CAROLINA *	SECN+	W, 12-2 (7)
22	SOUTH CAROLINA *	SECN+	W, 12-3
23	SOUTH CAROLINA *	SECN+	W, 11-4
25	MISSOURI STATE	SECN+	L, 14-13 (10)
28	#14 Vanderbilt *	SECN	W, 9-0
29	#14 Vanderbilt *	SECN+	W, 6-4 (10)
30	#14 Vanderbilt *	SECN	W, 7-3

### APRIL

1	GRAMBLING @	SECN+	6 P.M.
4	MISSOURI *	SECN	7 P.M.
5	MISSOURI *	SECN+	6 P.M.
6	MISSOURI *	SECN+	2 P.M.
8	ARKANSAS STATE	SECN	6 P.M.
11	Georgia *	SECN+	5 p.m.
12	Georgia *	SECN+	1 p.m.
13	Georgia *	SECN+	Noon
15	UAPB	SECN+	6 P.M.
17	TEXAS A&M *	SECN	7 P.M.
18	TEXAS A&M *	SECN+	6:30 P.M.
19	TEXAS A&M *	SECN+	4 P.M.
22	LITTLE ROCK	SECN+	6:30 P.M.
23	LITTLE ROCK	SECN	5 P.M.
25	Florida *	SECN+	5:30 p.m.
26	Florida *	SECN	2 p.m.
27	Florida *	SECN+	Noon
29	Missouri State	ESPN+	6 p.m.

### MAY

1	TEXAS *	ESPN2	6 P.M.
2	TEXAS *	SECN	7 P.M.
3	TEXAS *	SECN+	2 P.M.
9	LSU *	SECN+	6:30 p.m.
10	LSU *	SECN	5:30 p.m.
11	LSU *	SECN	3 p.m.
15	TENNESSEE *	SECN+	6:30 P.M.
16	TENNESSEE *	SECN+	6:30 P.M.
17	TENNESSEE *	SECN+	2 P.M.

All times Central; Home game in **BOLD**; \* - SEC opponent

^ - Amegy Bank College Baseball Series (Globe Life Field in Arlington, Texas)

@ - Game played at CHI St. Vincent Field at Dickey-Stephens Park in North Little Rock, Ark.

## GAME 30 ||| GRAMBLING vs. #2 ARKANSAS ||| APRIL 1

NORTH LITTLE ROCK, ARK. ||| CHI ST. VINCENT FIELD AT DICKEY-STEPHENS PARK ||| SEC NETWORK+



10-16  
6-3 SWAC

### GRAMBLING STATE TIGERS

In the Polls.....NR (BA) | NR (D1Baseball)  
.....NR (NCBWA) | NR (PG) | NR (USA Today)  
Head Coach.....Davin Pierre  
Career Record.....91-101 (4th season)  
Record at Grambling.....Same



26-3  
8-1 SEC

### ARKANSAS RAZORBACKS

In the Polls.....2 (BA) | 2 (D1Baseball)  
.....2 (NCBWA) | 3 (PG) | 2 (USA Today)  
Head Coach.....Dave Van Horn  
Career Record.....1,494-700 (37th season)  
Record at Arkansas.....909-460 (23rd season)

## ON THE MOUND

Grambling LHP Nick Robinson (0-3, 19.44 ERA)

vs.

Arkansas RHP Tate McGuire (0-2, 3.97 ERA)

## LEADING OFF

### MIDWEEK MATCHUP AT DSP

- Second-ranked Arkansas makes its annual trip to North Little Rock to take on Grambling for the second time this season in a midweek matchup under the lights at CHI St. Vincent Field at Dickey-Stephens Park.
- First pitch in the midweek contest between the Razorbacks and Tigers from inside the home of the Arkansas Travelers, the Double-A affiliate of the Seattle Mariners, is scheduled for 6 p.m. Tuesday, April 1, on SEC Network+.
- The SEC Network+ broadcast will include audio from the Razorback Sports Network from Learfield and feature Phil Elson's call of the game.

### HISTORY LESSON

- Arkansas is 12-0 all-time against Grambling, including a 2-0 record in games played in North Little Rock.
- Under head coach Dave Van Horn, the Razorbacks are 12-0 overall and 2-0 in games played in North Little Rock against the Tigers.
- The Hogs previously defeated the Tigers in North Little Rock by the score of 7-6 in 2018 and 17-3 in 2019.
- In the most recent meeting between the two programs earlier this season, Arkansas defeated Grambling, 14-3, in 7 innings on Feb. 25 in Fayetteville.

### HOGS IN THE ROCK

- Arkansas is set to play at CHI St. Vincent Field at Dickey-Stephens Park for the 14th time in program history.
- Prior to the pandemic-affected 2020 and 2021 seasons, the Razorbacks played a midweek game in North Little Rock every year since 2010.
- Entering Tuesday night's game, the Hogs boast an 11-2 record at the ballpark, including last's year 11-1 win in seven innings against UAPB.

2010: vs. Louisiana Tech - W, 5-4 (10)

2011: vs. Memphis - W, 7-2

2012: vs. Louisiana Tech - W, 6-5 (10)

2013: vs. Mississippi Valley State - W, 2-1

2014: vs. Mississippi Valley State - W, 3-0

2015: vs. Memphis - L, 5-4

2016: vs. ULM - W, 3-1

2017: vs. Memphis - W, 2-0

2018: vs. Grambling State - W, 7-6

2019: vs. Grambling State - W, 17-3

2020: N/A

2021: N/A

2022: vs. UCA - W, 2-1 (10)

2023: vs. Lipscomb - L, 8-6 (11)

2024: vs. UAPB - 11-1 (7)



## GET THE GACK

- Following a historic rookie campaign, **RHP Gabe Gaeckle** enters his sophomore campaign as one of college baseball's top pitchers.
- Prior to the 2025 season, the right-hander was named Baseball America's preseason SEC Pitcher of the Year, clinched consensus preseason All-America status from Baseball America, D1Baseball, NCBWA and Perfect Game and earned preseason first-team All-SEC recognition from the league's 16 head coaches.
- It is the second consecutive year that a Razorback has been named Baseball America's preseason SEC Pitcher of the Year. LHP Hagen Smith also earned the distinction prior to the 2024 campaign.
- The Aptos, Calif., native was a unanimous first-team Freshman All-American in 2024 after he made 22 relief appearances for Arkansas and posted a 3-3 record with a 2.32 ERA, 57 strikeouts and a team-leading seven saves in 42.2 innings of work.
- Gaeckle became the fifth Razorback freshman pitcher since 2003, head coach Dave Van Horn's first season at the helm of the program, to record five or more saves in a season.

Year	Pitcher	Saves
2024	RHP Gabe Gaeckle	7
2023	RHP Gage Wood	5
2022	RHP Brady Tygart	8
2011	RHP Nolan Sanburn	8
2010	RHP DJ Baxendale	7

- Gaeckle made his first career start on the mound in game one of the Opening Day doubleheader, firing five shutout innings with seven strikeouts in the win over Washington State (Feb. 14).
- In his second start, Gaeckle worked a career-long 5.2 innings vs. Kansas State (Feb. 22) in the Amegy Bank College Baseball Series at Globe Life Field in Arlington, Texas, and struck out a pair.
- Making his first career SEC start at #13 Ole Miss (March 15), Gaeckle racked up a career-high eight strikeouts over four innings of work.
- The right-hander matched his career long with 5.2 innings of two-run ball and seven strikeouts in a start on the road at #14 Vanderbilt (March 29), helping lead Arkansas to its first road series win in Nashville since the 2010 campaign.

## THE PRIZED ONE

- INF Wehiwa Aloy**, whose name means "the prized one" in Hawaiian, leads the Razorback offense with his swagger on and off the field.
- Aloy, one of two Hogs named to this year's preseason watch list for the Golden Spikes Award, started all 60 games at shortstop for the Razorbacks in 2024, his first season at Arkansas after transferring in from Sacramento State following his freshman campaign.
- The Wailuku, Hawai'i, native slashed .270/.355/.485 with a team-high 14 home runs and 56 RBI, finishing his sophomore campaign as the team leader in runs scored (45), multi-RBI games (11), stolen bases (7) and consecutive games reached base safely (31).
- Through 29 games this season, Aloy is slashing .352/.436/.705 with a team-high 10 home runs and 34 RBI. The Razorback shortstop leads in the team in extra-base hits (22) and total bases (86) this year.

## KUHIO KRUSH

- INF/OF Kuhio Aloy**, a BYU transfer, has quickly established himself as one of the most dangerous hitters in college baseball.
- The Hogs' primary designated hitter is in his first year at Arkansas and is slashing .373/.485/.696 with eight homers and 38 RBI through 25 games. Aloy is second on the team in doubles (9), RBI (38) and total bases (71), and third in homers (8).
- Kuhio is tied with his older brother, Wehiwa, for the team lead in multi-RBI game (10) and is third in multi-hit games (11). He posted seven consecutive games with multiple hits from Feb. 25-March 7, matching his career high with four hits against Grambling on Feb. 25 and driving in a career-high six RBI against ULM on March 4.

## BASH BRADDAHS

- Wehiwa and Kuhio Aloy accomplished a rare feat by each hitting a homer in the same inning vs. Kansas State (Feb. 21) in the Amegy Bank College Baseball Series at Globe Life Field in Arlington, Texas.
- The brothers did it once again at #13 Ole Miss (March 15), clobbering back-to-back home runs in the fifth inning of the Razorbacks' win.
- According to Elias Sports Bureau, just seven pairs of brothers since 1900 have each hit a home run in the same inning in MLB history.
- Only two sets of brothers (B.J. and Justin Upton for the Atlanta Braves in 2013; Lloyd and Paul Waner for the Pittsburgh Pirates in 1938) have hit back-to-back home runs in MLB history.





## ROOT PIG SOOIE

- **LHP Zach Root**, a transfer from ECU, is one of three prized pitchers that Arkansas landed from the portal during the offseason.
- Root went 6-2 with a 3.56 ERA and 76 strikeouts in 68.1 innings across 13 appearances, including 12 starts, on the mound during his stellar sophomore campaign at ECU in 2024, earning him a spot on the midseason watch list for the Golden Spikes Award.
- The Fort Myers, Fla., native recorded four quality starts last season, punctuated by a career-best seven-inning, 10-strikeout performance against Cal State Fullerton (March 2, 2024).
- Root entered the 2025 campaign with three preseason All-America accolades to his name, collecting national recognition from D1Baseball, NCBWA and Perfect Game this spring.
- The junior left-hander made his first start as a Razorback in game two of the Opening Day doubleheader against Washington State (Feb. 14), spinning five innings of one-run ball with eight strikeouts.
- In his second start of the season, Root matched his career high with 10 strikeouts vs. #22 TCU (Feb. 22) in the Amegy Bank College Baseball Series at Globe Life Field in Arlington, Texas, limiting the Horned Frogs to one run on just two hits and a pair of walks.
- Root racked up eight strikeouts in his start against Charlotte (March 1), 5.1 innings in the Razorbacks' win. He logged his first quality start of the season against Portland (March 6), spinning six shutout innings with a career high-matching 10 strikeouts.
- In his second SEC start of the season, Root turned in Arkansas' first seven-inning complete game since 2017, firing seven innings of two-run ball with seven strikeouts against South Carolina (March 21) to collect his team-leading second quality start of the year.
- Root was fantastic on the road against #14 Vanderbilt (March 28) in his third SEC start, working a career-long 7.2 scoreless innings with seven strikeouts to help Arkansas toss a combined three-hit shutout.

## CHEESE

- **LHP Landon Beidelschies**, a transfer from Ohio State, is another prized pitcher that Arkansas landed from the portal this offseason.
- Beidelschies, referred to as "Cheese" by his teammates, was the Buckeyes' Friday night starter as a sophomore in 2024, going 6-7 with a 4.15 ERA and 91 strikeouts in 84.2 innings across 15 starts.
- The left-hander logged seven quality starts and recorded a career-high 12 strikeouts at West Virginia (March 15, 2024) last season.
- The Canfield, Ohio, native, entered the 2025 campaign as a Perfect Game preseason All-American as well as a preseason All-SEC honoree from the league's 16 head coaches.
- Beidelschies made his Arkansas debut against Washington State (Feb. 17), striking out seven over five innings of one-run ball.
- He made his first appearance of the season in a relief role vs. #22 TCU (Feb. 22) in the Amegy Bank College Baseball Series at Globe Life Field in Arlington, Texas, working 2.2 scoreless innings to help.
- The lefty logged his first quality start of the year against Charlotte (March 2), twirling 6.1 innings of one-run ball with seven strikeouts.

## THE FIREMAN

- **RHP Christian Foutch** had a strong sophomore campaign in 2024, making 20 appearances in relief and going 1-0 with a 0.81 ERA, 20 strikeouts and one save in 22.1 innings of work.
- The Littleton, Colo., native allowed only two runs, finishing the season with the lowest ERA by a Razorback pitcher to appear in at least 20 percent of the team's games since RHP Kevin Kopps in 2021.
- Foutch entered 2025 with NCBWA preseason All-America honors and preseason All-SEC praise from the league's 16 head coaches. He was also named to the preseason watch list for the NCBWA Stopper of the Year Award, given to the top reliever in college baseball.

## AUSSIE, AUSSIE, AUSSIE

- Highly touted junior-college prospect **INF Brent Iredale** has not disappointed since arriving at Arkansas in the fall. Through his first 29 games as a Razorback, Iredale is slashing .353/.520/.741 with nine home runs and a team-high 42 RBI on the year.
- Iredale powered the Razorbacks to an Opening Weekend series win against Washington State, slashing a team-leading .467/.526/.933 with two home runs and nine RBI over four games.
- The Sydney, Australia, native, making his Arkansas debut after beginning his collegiate career at New Mexico JC, became the first Razorback with nine RBI in a season-opening series since OF Heston Kjerstad accomplished the feat against Eastern Illinois on Opening Weekend in 2020. Kjerstad hit four home runs during Arkansas' season-opening sweep of Eastern Illinois, homering twice and recording six RBI in the series finale.
- Iredale, Kjerstad, INF Carson Shaddy (9 RBI vs. Bucknell, 2018) and OF Sam Bates (9 RBI vs. Villanova, 2012) are the only Hogs in the Dave Van Horn era (2003-pres.) with nine RBI in a season-opening series.
- Iredale turned in a historic day at the plate against Portland (March 7), going 3-for-3 with two home runs and eight RBI to become the first Razorback with eight RBI in a game since Rodney Nye accomplished the feat against ORU on April 14, 1999.
- The Razorback third baseman was one RBI shy of matching Ryan Lundquist's single-game program record of nine RBI, which he accomplished against Central Missouri State on March 4, 1997.
- Iredale's 11 total RBI in the series sweep of Portland also marked the most by a Razorback in a three-game series in the DVH era.

## GOT THAT WOOD

- **RHP Gage Wood** has worked in a variety of roles on the Razorback pitching staff throughout the first two years of his career.
- As a sophomore in 2024, the Batesville, Ark., native made 22 appearances, including three starts, and posted a 3-2 record with a 4.46 ERA, 56 strikeouts and two saves in 40.1 innings of work.
- As a true freshman in 2023, Wood was Arkansas' closer, going 2-0 with a 4.80 ERA, 42 strikeouts and a team-leading five saves in 30.0 innings of work to earn a spot on the Freshman All-SEC Team.
- Now a junior, the right-hander made his first start of the season on the mound against Washington State (Feb. 15), striking out a career-high seven over five innings of two-run ball.
- In his second start of the year, Wood was carving through Michigan (Feb. 23) in the Amegy Bank College Baseball Series at Globe Life Field in Arlington, Texas, with six strikeouts in two innings before departing the ballgame with an injury.

## RETURN OF THE MAC (AGAIN)

- Veteran **RHP Will McEntire** can do it all for the Hogs. The redshirt senior has pitched in 74 career games with 20 starts, racking up 218 strikeouts over 211.2 innings of work. As a reliever, McEntire has eight career saves, including a career-high four saves in 2024, and at least one save in each of his last four seasons.
- One of McEntire's best outings of his career came in a start against Louisiana Tech (March 11, 2023), throwing a nine-inning complete game with six strikeouts on 97 pitches. He allowed just one unearned run on three hits and a walk in the dominant performance.
- His nine-inning complete game was the first by a Razorback pitcher since RHP Dominic Taccolini's 10-inning complete game shutout against SEC Eastern Division foe Kentucky in 2016.
- His three-hitter was the first by a Hog since RHP Ryne Stanek's nine-inning complete game three-hitter at #6 South Carolina in 2013.



Headlined by pitchers Landon Beidelschies and Zach Root, Arkansas' **transfer portal class** entering the 2025 season was ranked No. 2 in the country by Baseball America.

## HOGS' TRANSFER PORTAL CLASS RANKED NO. 2 BY BASEBALL AMERICA

- Arkansas' transfer portal class coming into the 2025 season was ranked No. 2 in the country by Baseball America.
- The publication's top 100 transfer portal rankings feature eight Hog newcomers, including one in the top 10 and four among the top 50.
- The list includes **LHP Landon Beidelschies** (No. 9), **LHP Zach Root** (No. 13), **INF Camden Kozeal** (No. 26), **OF Charles Davalan** (No. 33), **OF Logan Maxwell** (No. 52), **INF/OF Rocco Peppi** (No. 65), **OF Carson Boles** (No. 93) and **INF Michael Anderson** (No. 98).
- In its summary of Arkansas' transfer class, Baseball America writes:

### 2. Arkansas

No. of top 100 transfers: 8

*It was a disappointing end to the season for Arkansas, who—as the No. 4 national seed—saw its season end on its home turf following an upset loss in regional play to Southeast Missouri. The Razorbacks coaching staff entered the offseason with serious work to do as it pertained to both adding and replacing talent, and their transfer class is perhaps the best to come to Fayetteville in the portal era.*

*They lost their entire rotation—Hagen Smith, Brady Tygart and Mason Molina—to the draft, but they added two of the best lefthanders in the portal in **Landon Beidelschies** (6-7, 4.15 ERA) and **Zach Root** (6-2, 3.56 ERA). Both will assume a weekend role this spring, and Arkansas has a bevy of weapons who will battle it out for the third starter spot. For as impressive a duo as Beidelschies and Root are, this class really shines positionally.*

**Charles Davalan** (.288/.413/.514) has no shortage of tools packed into his compact frame, and the Florida Gulf Coast product will likely be the team's everyday center fielder. Infielder **Camden Kozeal** (.284/.349/.439) will almost certainly start at second base, while a handful of other position players will be in the mix for starting roles. After a stunning end to 2024, Arkansas again has the look of a team that will be competing for a national championship.

## POWERED BY THE PORTAL

- Head coach Dave Van Horn and the Hogs took full advantage of the transfer portal prior to the 2025 campaign, adding nine Division I transfer and one Division II transfer to the roster in the offseason.

Player	Former School(s)
<b>INF/OF Kuhio Aloy</b>	BYU
<b>INF Michael Anderson</b>	Rhode Island
<b>LHP Landon Beidelschies</b>	Ohio State
<b>OF Carson Boles</b>	Lincoln Memorial (DII)
<b>OF Charles Davalan</b>	FGCU
<b>RHP Aiden Jimenez</b>	Oregon State
<b>INF Cam Kozeal</b>	Vanderbilt
<b>OF Logan Maxwell</b>	TCU
<b>INF/OF Rocco Peppi</b>	Long Beach State/Fresno State
<b>LHP Zach Root</b>	ECU

- D1Baseball Top 85 Impact Transfer Pitchers  
No. 2 - **LHP Zach Root**  
No. 5 - **LHP Landon Beidelschies**

- D1Baseball Top 50 Impact Transfer Hitters  
No. 13 - **OF Charles Davalan**  
No. 16 - **OF Logan Maxwell**  
No. 18 - **INF Cam Kozeal**  
No. 49 - **INF/OF Kuhio Aloy**

- From D1Baseball: Portal Pitchers with Breakout Potential

**Zach Root**, East Carolina to Arkansas - One of the top prospects in the 2025 draft class, Root started 12 games and appeared in 13 for ECU last season posting a 3.56 ERA in 68.1 innings of work. The 6-foot-1, 185-pounder also struck out 76 and walked 21. The left-hander potentially has one of the best arsenals in the nation, and what you see is what you get. It's an off-speed over fastball package, and he throws four of them average or better (change-up, curveball, cutter, slider). The best of the bunch is the curveball. It has two-plane shape at 79 mph with a total vertical depth of -55" which is comparable to current Major Leaguers Cole Ragans and DL Hall and would place him 20th of current qualified Major League left-handed starter pitchers. He also drew a 48% whiff rate with a .057 xwOBA against this breaker in 2024. His cutter (86-87 mph) and slider (83-85) profiles are very similar with about an inch of horizontal separation and four inches of vertical separation, and both drew strong whiff rates and ball-in-play results. There's a strong pronation bias with his two-seam 91-94 mph fastball that he throws 47% of the time and his low-80s change-up (22% usage) both carry significant arm-side profiles. There's little doubt in our minds that this arsenal, and the accompanying pitchability, translate to immediate success in the SEC, as well as professional baseball. – David Seifert/D1Baseball

## JUCO BANDITS

- Arkansas also added a pair of big-name junior college products in **INF Brent Iredale** (New Mexico JC) and **OF Justin Thomas Jr.** (Florida SouthWestern State) to its roster during the offseason.
- D1Baseball Top 50 Impact JUCO Transfer Hitters  
No. 2 - **INF Brent Iredale**  
No. 12 - **OF Justin Thomas Jr.**





Featuring eight top 100 transfers and four top 500 freshmen, Arkansas' **newcomer class** entering the 2025 season was ranked No. 3 in the country by Baseball America.

### HOGS' NEWCOMER CLASS RANKED NO. 3 BY BASEBALL AMERICA

- Arkansas' newcomer class coming into the 2025 season was ranked No. 3 in the country by Baseball America.
- To get the most accurate read on which college programs have the best incoming talent on their roster heading into 2025, the publication combined each program's transfer haul and recruiting class to come up with an overall ranking of newcomers.
- Baseball America's top 100 transfer portal rankings feature eight Razorback newcomers, including one in the top 10 and four among the top 50, and its top 500 draft rankings include four freshman.
- In its summary of Arkansas' newcomers, Baseball America writes:

3. Arkansas

Top 100 transfers: 8

BA 500 freshmen: 4

Arkansas has a lengthy track record of bringing impact talent to campus, and this year is no different. On top of a fantastic portal haul that includes eight of the top 100 transfers, the Razorbacks bring to campus a quartet of players who ranked on the final iteration of the BA 500.

Left-handers **Landon Beidelschies** (6-7, 4.15 ERA at Ohio State) and **Zach Root** (6-2, 3.56 ERA at East Carolina) are the strength of Arkansas' class of newcomers, but Oklahoma prep fireballer **Carson Wiggins** (No. 78), who is the younger brother of former Razorback and current Cubs prospect Jaxon, will be in contention to log a handful of innings as a freshman.

Former New Mexico JC standout third baseman **Brent Iredale** (.441/.576/1.000) ranked No. 464 on the BA 500 and is already off to a fast start this fall.

Following a disappointing end in 2024, Arkansas has reloaded and looks the part of a national championship contender.

### D1BASEBALL TOP 25 IMPACT FRESHMAN CLASSES

- Arkansas' freshman class, headlined by **RHP Carson Wiggins** and **LHP Cole Gibler**, was ranked No. 16 in the country by D1Baseball.
- In its summary of Arkansas' freshman class, D1Baseball writes:


*Of all the Razorback freshmen, Carson Wiggins came to campus with the highest accolades. The 94th overall prospect for the 2024 MLB Draft per Prep Baseball, the 6-foot-5 righthander touched 100.8 mph with his fastball while landing a mid-80s slider for strikes. It's a nasty combo that overwhelms opposing hitters, especially when also combined with solid control. He, like Gabe Gaeckle, is not just a wild-armed thrower. It took him just 10 pitches to set down Oklahoma State in order. Arms like Wiggins don't make it to college very often and he'll be a fun one to watch at least for two seasons in Fayetteville - Wiggins will be a draft-eligible sophomore in 2026.*

*Cole Gibler, a Missouri prep, was ranked the 131st overall prospect for the 2024 MLB Draft by Prep Baseball and he did everything to show deserving of that evaluation. His present pitchability is advanced for most any age, but super impressive for a freshman. With a quick arm he repeats a starter's-type delivery for above average control of three pitches. His fastball sat 92-95 and fired two breaking balls for strikes. Gibler sat down the side in order on 13 pitches, striking out a pair. Although it's a long way off, the 6-foot-2, 200-pound lefty has the look of a high round pick in 2027. - David Seifert/D1Baseball*

### NEW KIDS ON THE BLOCK

- Perfect Game featured **RHP Carson Wiggins** and **LHP Cole Gibler** in its rankings of the top 75 freshmen coming into the 2025 season.
- Wiggins is the younger brother of RHP Jaxon Wiggins, who pitched for Arkansas from 2021-22 and was selected by the Chicago Cubs in the second round (No. 68 overall) of the 2023 MLB Draft.





Since the start of the 2017 season, Arkansas has recorded **359 total wins**. The Razorbacks are the winningest program in all of college baseball in that span.

## MACHINE OF CONSISTENCY

- Since the start of the 2017 season, Arkansas is the winningest college baseball program in the country (as of April 1, 2025).

Team	Total Wins ('17 - '18 - '19 - '20 - '21 - '22 - '23 - '24 - '25)
<b>Arkansas</b>	<b>359 (45 - 48 - 46 - 11 - 50 - 46 - 43 - 44 - 26)</b>
Tennessee	348 (27 - 29 - 40 - 15 - 50 - 57 - 44 - 60 - 26)
LSU	344 (52 - 39 - 40 - 12 - 38 - 40 - 54 - 43 - 26)
Oregon State	342 (56 - 55 - 36 - 5 - 37 - 48 - 41 - 45 - 20)
Southern Miss	342 (50 - 44 - 40 - 12 - 40 - 47 - 46 - 43 - 20)
Florida	340 (52 - 49 - 34 - 16 - 38 - 42 - 54 - 36 - 19)
East Carolina	337 (32 - 44 - 47 - 13 - 44 - 46 - 47 - 46 - 18)
Vanderbilt	331 (36 - 35 - 59 - 13 - 49 - 39 - 42 - 38 - 20)
Dallas Baptist	324 (42 - 42 - 43 - 12 - 41 - 34 - 47 - 45 - 18)
Clemson	312 (42 - 47 - 35 - 14 - 25 - 35 - 44 - 44 - 26)
Texas Tech	312 (45 - 45 - 46 - 16 - 39 - 39 - 41 - 33 - 8)

- Under Dave Van Horn, who is in his 23rd year as the Razorbacks' head coach, Arkansas has tallied seven 45-win seasons.

Season	Total Wins
2004	45
2012	46
2017	45
2018	48
2019	46
2021	50
2022	46

- Excluding the shortened 2020 season, the Razorbacks are the only SEC team, and one of only two teams in the country (also Southern Miss), to record 40-plus wins in each of the last seven full seasons.

Season	Overall Wins	SEC Wins
2017	45	18
2018	48	18
2019	46	20
2021	50	22
2022	46	18
2023	43	20
2024	44	20

## IT JUST MEANS MORE WINS

- Arkansas has won 18-plus SEC games in seven consecutive seasons.
- LSU is the only other team in SEC history to record at least seven consecutive seasons of 18-plus SEC victories (10 from 1996-2005).
- Arkansas, off to an 8-1 start in SEC play in 2025, has now started 8-4 or better in SEC play for eight consecutive seasons (2017-pres.).
- It is the best stretch of starting 8-4 or better in SEC play by a team since LSU did so in eight consecutive seasons from 1991-98.

## THE BIG 2-0

- Arkansas has finished with 20 or more SEC victories in a season five times in program history, including four times under Dave Van Horn.

Year	SEC Record (Finish)
1999	22-8 (SEC overall champions)
2019	20-10 (SEC Western Division champions)
2021	22-8 (SEC overall champions)
2023	20-10 (SEC overall champions)
2024	20-10 (SEC Western Division champions)

- Arkansas reached the 20-win mark in SEC play in back-to-back seasons in 2023 and 2024 for the first time in program history.
- Arkansas, which has reached the 20-win mark in SEC play in four of the last five full seasons, is the first team since LSU between 1994-97 to post four 20-win SEC campaigns in five years.

## GONE STREAKING

- Arkansas has recorded 11 winning streaks of 10 or more games since head coach Dave Van Horn took over at the helm of the program.

Winning Streak	Dates
16	March 7, 2020-March 13, 2021
15	Feb. 25-March 22, 2024
15	March 1-28, 2023
13	April 3-23, 2010
<b>12</b>	<b>Feb. 14-March 11, 2025</b>
12	March 5-25, 2022
12	Feb. 11-March 8, 2005
11	March 26-April 12, 2024
10	May 16-June 5, 2021
10	March 4-21, 2012
10	Feb. 11-March 5, 2003

- The Razorbacks' 15-game winning streaks in 2023 and 2024 were their longest in-season winning streak of the Van Horn era.
- They were also the longest in-season winning streaks in program history since the Hogs won the first 18 games of the 1996 season.

## MIDWEEK MAGIC

- The Hogs, 6-1 in midweek games in 2025, had won 18 consecutive midweek matchups before their streak was snapped in a 14-13 extra-inning loss against Missouri State on March 25, 2025.
- Arkansas completed the 2024 season 12-0 in midweek games, posting an unbeaten midweek record for the first time since 2005.
- In 2024, the Razorbacks secured midweek wins against Grambling, UCA, Oral Roberts, Little Rock, Arkansas State and UAPB as well as three two-game midweek series sweeps over San Jose State, Texas Tech and Missouri State to finish with a perfect 12-0 midweek record.
- In 2005, Dave Van Horn's third season as head coach, Arkansas went 9-0 in midweek games, including two wins against Centenary, two wins against Missouri State, two wins against Northern Colorado, two wins against Oral Roberts and one win against Oklahoma State.



### 30 SEASONS OF BAUM-WALKER STADIUM

- The 2025 campaign marks the 30th season in the history of Baum-Walker Stadium, which opened in 1996. Arkansas maintains an all-time record of 715-244 (.746) in the stadium's 30-year history.
- Arkansas went 34-5 inside the friendly confines of Baum-Walker Stadium during the 2024 season, powered by a program record-tying 27-game winning streak at home from Feb. 19-April 27.
- Excluding 2020, Arkansas has won 28 or more home games in seven straight seasons, including a program-best 34 wins in 2018 and 2024.

Year	Home Record	Overall Record (Postseason)
2017	29-8	45-19 (Regional)
2018	34-4	48-21 (College World Series)
2019	33-7	46-20 (College World Series)
2021	30-8	50-13 (Super Regional)
2022	28-7	46-21 (College World Series)
2023	32-6	43-18 (Regional)
2024	34-5	44-16 (Regional)
2025	19-1	TBD

### HOME SWEET BAUM-WALKER

- In order of winning percentage, here are the Razorbacks' top records at home since Baum-Walker Stadium opened in 1996.

Year	Home Record	Winning Percentage
2018	34-4	.895
2024	34-5	.872
2023	32-6	.842
2019	33-7	.825
2004	31-7	.816
2022	28-7	.800

### J.B. & JOHNELLE HUNT FAMILY BASEBALL DEVELOPMENT CENTER

- The J.B. & Johnelle Hunt Family Baseball Development Center is a 49,000-square foot baseball performance facility, providing student-athletes with an expanded locker room, team meeting room, strength & conditioning center, training room, nutrition center, pitching development center and an in-venue batting tunnel.
- The one-of-a-kind facility, which opened ahead of the 2022 campaign, sits in the right-field corner of Baum-Walker Stadium.
- It also includes a tunnel to connect the facility to the first-base dugout and postgame press conference room.



The \$27 million, 49,000-square foot **J.B. & Johnelle Hunt Family Baseball Development Center** is the only one of its kind in all of college baseball.



### PROHOGS

- Five (5) former Razorbacks were listed on 2025 Major League Baseball Opening Day rosters.

Player	Team	Draft Year
Jalen Beeks	Arizona Diamondbacks	2014
Andrew Benintendi	Chicago White Sox	2015
Heston Kjerstad	Baltimore Orioles	2020
Ryne Stanek	New York Mets	2013
Trevor Stephan*	Cleveland Guardians	2017

(\* = injured list)


- Six (6) former Razorbacks have won a World Series championship:

Player	Team	Year
Dick Hughes	St. Louis Cardinals	1967
Eric Hinske (2x)	Boston Red Sox	2007
	New York Yankees	2009
Dallas Keuchel	Houston Astros	2017
Andrew Benintendi	Boston Red Sox	2018
Drew Smyly	Atlanta Braves	2021
Ryne Stanek	Houston Astros	2022

### MLB DRAFT FACTS

- Arkansas has had at least one player selected in each of the past 50 MLB drafts dating back to 1975.
- The Razorbacks have had double-digit players selected in a single draft on three occasions: 1985 (10), 2013 (11) and 2018 (11).
- Since 2018, Nate Thompson's first season, no school in the country has had more overall draft selections than Arkansas (53).
- Under Matt Hobbs, Arkansas has had 23 pitchers selected in the MLB draft, including 16 pitchers taken in the first 10 rounds, since 2019.





Arkansas pitching coach **Matt Hobbs** has developed nine All-Americans, nine All-SEC honorees and 23 MLB draft picks since joining the program prior to the 2019 season.

## HOBBS NAMED DIBASEBALL ASSISTANT COACH OF THE YEAR

- Arkansas pitching coach Matt Hobbs was named the DIBaseball Assistant Coach of the Year following the 2024 season.
- Hobbs, who enters his seventh season as pitching coach in 2025, guided his staff to a historic and record-breaking campaign in 2024.
- Arkansas ranked fifth nationally with a 3.87 ERA and a 3.11 strikeout-to-walk ratio and led the country with 12.1 strikeouts per nine innings, powered by a school-record 706 strikeouts.
- Since joining Arkansas as the pitching coach prior to the 2019 campaign, Hobbs has helped develop:
  - » 9 All-Americans
  - » 9 All-SEC honorees, including two SEC pitchers of the year
  - » 23 MLB draft selections, including 16 top 10 rounders
- Under Hobbs's tutelage, RHP Kevin Kopps emerged as the best player in the country in 2021, winning both the Golden Spikes Award and Dick Howser Trophy, and LHP Hagen Smith was the unanimous national pitcher of the year in 2024.
- With Hobbs' help, Smith solidified his status as one of the greatest pitchers in Razorback history, concluding his career as the program's all-time strikeout king and single-season strikeout leader, and departing as the highest-drafted pitcher in school history when he was selected fifth overall by the Chicago White Sox in the 2024.
- Since Hobbs joined the Razorback coaching staff, Arkansas has made two trips to the College World Series (2019, 2022), clinched a pair of overall SEC championships (2021, 2023) and captured four SEC Western Division titles (2019, 2021, 2023, 2024).
- Additionally, the Hogs won Collegiate Baseball's national recruiting championship for the first time in program history in 2023 as Arkansas' star-studded recruiting class was named the nation's best.



**Arkansas**, the winningest team in the nation since 2017 (333 overall wins), checked in at No. 5 in DIBaseball's biennial rankings of the top 100 programs in college baseball.

## HOGS AT NO. 5 IN DIBASEBALL'S TOP 100 PROGRAMS RANKINGS

- Arkansas checked in at No. 5 in DIBaseball's biennial rankings of the top 100 programs in college baseball.
- DIBaseball's rankings place an emphasis on a tradition of consistent winning in the last decade, especially in the last five years, with the ultimate goal being to identify programs in the best shape currently with an eye towards the next five to 10 years.
- DIBaseball writers Aaron Fitt, Kendall Rogers, Mike Rooney, Joe Healy and Mark Etheridge made adjustments to the rankings based on evaluations of coaching staff quality and stability, facilities, scholarship/financial aid situation, conference dynamics, momentum, recruiting and player development proficiency.
- In its summary of the Arkansas program, DIBaseball writes:
 

*The Razorbacks are still chasing the program's first national title, but it's safe to say they've still had a plethora of success over the past few seasons under the direction of long-time and legendary head coach Dave Van Horn. The Hogs recently went 44-16 overall, 20-10 in the SEC, and earned the No. 5 national seed before getting upset in the Fayetteville Regional. Before this past season, the Hogs had gone 43-18 overall (tied for the SEC regular season crown with Florida) in '23 with a No. 3 national seed and yet another Regional host while also going 46-21 overall in '22 with a trip to the College World Series. And in '21, the Hogs went a miraculous 50-13 overall with a 22-8 record in the SEC. That year, the Hogs were the top overall national seed before getting upset in the Fayetteville Super Regional by NC State. Yes, not winning a national title - yet - is a knock on the Hogs, but literally everything else is checked. The Hogs are a perennial power, they're insanely consistent in the toughest conference in college baseball, and the resources are plentiful in Fayetteville. Baum Stadium is exceptional, the player development facilities are the nation's best, and the program is well-positioned in the NIL era. The Hogs are in a fantastic spot moving forward. - Kendall Rogers/DIBaseball*





### BAUM-WALKER STADIUM RECORDS

13,472

SINGLE-GAME ATTENDANCE (2018)

10,376

SINGLE-SEASON AVERAGE (2022)

394,146

SINGLE-SEASON TICKETS (2024)

715

WINS AT BAUM-WALKER STADIUM

34,796

3-GAME SERIES ATTENDANCE (2022)

### ARKANSAS YEAR-BY-YEAR RESULTS AT BAUM-WALKER STADIUM

1996 6-3 (.667)	1997 26-7 (.788)	1998 22-9 (.710)	1999 26-7 (.788)	2000 15-19 (.441)	2001 19-6 (.760)	2002 18-12 (.600)	2003 22-8 (.733)	2004 31-8 (.795)	2005 19-9 (.679)
2006 21-8 (.724)	2007 23-10 (.697)	2008 24-9 (.727)	2009 21-12 (.636)	2010 29-9 (.763)	2011 24-7 (.774)	2012 28-8 (.778)	2013 24-9 (.727)	2014 25-10 (.714)	2015 23-12 (.657)
2016 19-14 (.576)	2017 29-8 (.784)	2018 34-4 (.895)	2019 33-7 (.825)	2020 11-2 (.846)	2021 30-8 (.790)	2022 28-7 (.800)	2023 32-6 (.842)	2024 34-5 (.872)	2025 19-1 (.950)

#### Top 20 All-Time Crowds (tickets sold/distributed)

1.	USC	13,472	March 3, 2018
2.	Mississippi State	12,589	April 25, 2015
3.	South Alabama	12,006	March 7, 2020
4.	LSU	11,827	April 8, 2017
5.	Tennessee	11,787	April 26, 2019
6.	Vanderbilt	11,772	May 13, 2022
7.	Vanderbilt	11,761	May 14, 2022
8.	Auburn	11,742	April 26, 2014
9.	Ole Miss	11,736	April 30, 2022
10.	LSU	11,714	May 10, 2019
11.	Ole Miss	11,651	April 29, 2022
12.	Tennessee	11,594	April 27, 2019
13.	Mississippi State	11,548	April 1, 2022
14.	Mississippi State	11,522	April 2, 2022
15.	LSU	11,462	April 9, 2011
16.	Arizona State	11,434	April 8, 2009
17.	Mississippi State	11,415	April 3, 2022
18.	Ole Miss	11,409	May 1, 2022
19.	Ole Miss*	11,383	June 9, 2019
20.	Ole Miss*	11,350	June 8, 2019

\* - NCAA Super Regional  
^ - NCAA Regional

#### Top 20 All-Time Crowds (actual)

1.	Missouri State*	12,167	June 6, 2015
2.	Missouri State*	11,869	June 5, 2015
3.	South Carolina*	11,722	June 9, 2018
4.	Missouri State*	11,694	June 7, 2015
5.	South Carolina*	11,481	June 10, 2018
6.	South Carolina*	11,217	June 11, 2018
7.	LSU	11,103	April 9, 2011
8.	Arizona State	11,014	April 8, 2009
9.	Oral Roberts^	11,088	June 2, 2017
10.	LSU	10,987	April 8, 2017
11.	Mississippi State	10,837	April 25, 2015
12.	Mississippi State	10,784	April 16, 2011
13.	USC	10,732	March 3, 2018
14.	LSU	10,581	May 5, 2007
15.	Texas A&M	10,477	April 20, 2013
16.	Missouri State^	10,369	June 3, 2017
17.	Missouri State^	10,273	June 5, 2017
18.	Central Michigan	10,219	Feb. 20, 2016
19.	Auburn	10,217	April 26, 2014
20.	Southern Miss^	10,213	June 2, 2018

\* - NCAA Super Regional  
^ - NCAA Regional

#### 2024 NCAA ATTENDANCE LEADERS

Team	Total Home Attendance		
	Average	Total	Games
1. Arkansas	10,106	394,146	39
2. LSU	10,834	390,033	36
3. Mississippi State	10,903	370,711	34
4. Ole Miss	9,628	298,461	31
5. Texas	7,476	269,143	36
6. Texas A&M	6,431	257,258	40
7. Tennessee	5,339	234,921	44
8. South Carolina	7,045	232,501	33
9. Florida	6,100	195,199	32
10. Florida State	4,982	179,336	36
11. Clemson	4,660	177,094	38
12. East Carolina	4,865	170,277	35
13. Southern Miss	5,317	164,825	31
14. Virginia	4,197	159,483	38
15. Oklahoma State	4,828	144,850	30
16. Nebraska	5,221	135,734	26
17. Auburn	4,244	131,576	31
18. Kentucky	3,952	126,469	32
19. Vanderbilt	3,597	125,887	35
20. Hawaii	3,476	125,131	36



SERIES HISTORY

INSIDE THE SERIES (SINCE 1960): GRAMBLING

Overall Series Record: 12-0  
Record in Fayetteville, Ark.: 10-0  
Record in North Little Rock, Ark.: 2-0

IN THE DVH ERA (2003-PRESENT): GRAMBLING

Overall Series Record: 12-0  
Record in Fayetteville, Ark.: 10-0  
Record in North Little Rock, Ark.: 2-0

All-time meetings

DATE	SITE	W/L	SCORE
6/4/10	Fayetteville, Ark.+	W	19-7
3/18/14	Fayetteville, Ark.	W	4-3
3/19/14	Fayetteville, Ark.	W	8-0
3/15/16	Fayetteville, Ark.	W	14-4
3/16/16	Fayetteville, Ark.	W	3-2
4/10/18	North Little Rock, Ark.	W	7-6
4/30/19	North Little Rock, Ark.	W	17-3
3/15/22	Fayetteville, Ark.	W	14-1 (8)
3/16/22	Fayetteville, Ark.	W	13-3 (8)
2/21/23	Fayetteville, Ark.	W	9-7
2/27/24	Fayetteville, Ark.	W	21-1 (7)
2/25/25	Fayetteville, Ark.	W	14-3 (7)

BOX SCORE FROM PREVIOUS MEETING



2025 Arkansas Baseball  
Grambling at #4 Arkansas  
Feb 25, 2025 at Fayetteville, Ark. (Baum-Walker Stadium)



Grambling 3 (4-4)

Player	ab	r	h	rbi	bb	so	po	a	lob
Martavius Thomas cf	4	0	1	1	0	1	2	0	0
Nyan Hayes ss	2	0	0	0	1	0	2	2	2
Trey Bridges lf	3	1	1	0	0	1	1	0	0
Cameron Hill rf	3	0	0	0	0	2	1	0	1
Chenar Brown dh	1	1	0	0	1	0	0	0	0
Shannon Martin 3b	3	0	0	1	0	1	0	2	0
Aries Gardner 1b	2	1	1	1	1	1	8	1	1
Chris Marcellus c	3	0	0	0	0	1	2	1	0
K. Jacobs-Guishard 2b	3	0	1	0	0	0	1	3	0
Nick Robinson p	0	0	0	0	0	0	0	1	0
Derrell Fletcher p	0	0	0	0	0	0	1	0	0
Thomas Leiden p	0	0	0	0	0	0	0	0	0
Taylor Dooley p	0	0	0	0	0	0	0	0	0
Landon Clampit p	0	0	0	0	0	0	0	0	0
Carlos Peguero p	0	0	0	0	0	0	0	0	0
Totals	24	3	4	3	3	7	18	10	4

Arkansas 14 (7-1)

Player	ab	r	h	rbi	bb	so	po	a	lob
Charles Davalan lf	3	1	1	0	2	0	0	0	5
Wehiwa Aloy ss	4	1	1	0	1	0	1	3	1
Logan Maxwell rf	4	3	2	1	1	0	0	0	2
Brent Iredale 3b	1	4	1	0	3	0	0	2	0
Kuhio Aloy dh	4	2	4	2	1	0	0	0	0
Rocco Peppi 1b	3	1	2	4	0	0	8	1	0
Reese Robinett 1b	1	0	0	0	0	1	2	0	0
Nolan Souza 2b	3	0	0	1	1	1	1	4	2
Gabe Fraser 2b	0	0	0	1	0	0	0	0	0
Ryder Helfrick c	2	1	1	3	0	1	4	0	0
Zane Becker c	1	0	0	0	0	0	3	0	2
Justin Thomas Jr. cf	3	1	2	1	1	0	2	0	0
Ben Bybee p	0	0	0	0	0	0	0	0	0
Colin Fisher p	0	0	0	0	0	0	0	0	0
Aiden Jimenez p	0	0	0	0	0	0	0	0	0
Steele Eaves p	0	0	0	0	0	0	0	1	0
Carson Wiggins p	0	0	0	0	0	0	0	0	0
Totals	29	14	14	13	10	3	21	11	12

Score by Innings	1	2	3	4	5	6	7	R	H	E
Grambling	0	1	0	0	1	1	0	3	4	1
Arkansas	2	0	2	3	6	1	X	14	14	0

E - T. Leiden(1). DP - Arkansas 1. LOB - Grambling 4; Arkansas 12. 2B - M. Thomas(2); K. Aloy(3); Thomas Jr.(2). HR - Helfrick(1); Thomas Jr.(1). HBP - C. Brown; Iredale; Peppi; Helfrick. SF - Fraser(1); Helfrick(1). SB - C. Brown(1); Iredale(1).

Grambling	ip	h	r	er	bb	so	ab	bf	np
Nick Robinson	1.0	1	2	2	3	0	3	7	30
Derrell Fletcher	2.0	4	2	2	2	1	9	12	39
Thomas Leiden	0.2	3	3	3	2	1	5	8	36
Taylor Dooley	0.2	2	4	4	1	0	4	6	19
Landon Clampit	0.2	3	2	2	0	0	5	5	17
Carlos Peguero	1.0	1	1	1	2	1	3	6	25

Arkansas	ip	h	r	er	bb	so	ab	bf	np
Ben Bybee	3.0	1	1	1	2	2	9	11	47
Colin Fisher	1.0	0	0	0	0	1	3	3	11
Aiden Jimenez	1.0	2	1	1	1	1	5	6	23
Steele Eaves	1.0	1	1	1	0	2	4	5	19
Carson Wiggins	1.0	0	0	0	0	1	3	3	10

Win - Bybee (1-0). Loss - N. Robinson (0-1). Save - None.  
WP - T. Leiden(1); L. Clampit(3); Eaves. HBP - by N. Robinson (Iredale); by T. Leiden (Helfrick); by T. Dooley (Peppi); by Eaves (C. Brown). BK - T. Leiden 2(2). Inherited runners/scored: T. Dooley 3/0; L. Clampit 3/3. Pitches/strikes: N. Robinson 30/13; D. Fletcher 39/22; T. Leiden 36/17; T. Dooley 19/9; L. Clampit 17/9; C. Peguero 25/13; Bybee 47/29; Fisher 11/7; Jimenez 23/14; Eaves 19/11; Wiggins 10/8.

Umpires - HP: Matthew Anderson 1B: Timothy Cordill 2B: Joshua Schepis 3B: Joshua Nolen  
Start: 3:02 pm Time: 2:40 Attendance: 9073  
Weather: 70s and sunny, 5 mph SW wind



## HONORS &amp; AWARDS

**INF Wehiwa Aloy**

Golden Spikes Award Preseason Watch List  
 Bobby Bragan National Collegiate Slugger Award Watch List  
 SEC Player of the Week (Feb. 24 & March 10)  
 Perfect Game National Player of the Week (March 11)  
 Bobby Bragan National Collegiate Slugger Player Of The Week (March 14)  
 Brooks Wallace Award Shortstop of the Week (March 25)

**RHP Landon Beidelschies**

Perfect Game Preseason All-American (First Team)  
 Coaches Preseason All-SEC (Second Team)  
 Perfect Game Preseason All-SEC (First Team)

**RHP Christian Foutch**

NCBWA Preseason All-American (Third Team)  
 Coaches Preseason All-SEC (Second Team)  
 NCBWA Preseason Stopper of the Year Award Watch List

**RHP Gabe Gaeckle**

Consensus Preseason All-American  
 • Baseball America (Second Team)  
 • D1Baseball (Second Team)  
 • NCBWA (Second Team)  
 • Perfect Game (First Team)  
 Baseball America Preseason SEC Pitcher of the Year  
 Coaches Preseason All-SEC (First Team)  
 Perfect Game Preseason All-SEC (First Team)  
 Golden Spikes Award Preseason Watch List

**LHP Zach Root**

D1Baseball Preseason All-American (Third Team)  
 NCBWA Perfect Game Preseason All-American (Third Team)  
 Perfect Game Preseason All-American (Second Team)  
 Perfect Game Preseason All-SEC (Second Team)  
 SEC Pitcher of the Week (March 31)



Left-hander **Zach Root** collected three preseason All-America honors, including second-team recognition from Perfect Game and third-team praise from D1Baseball and NCBWA. The ECU transfer went 6-2 with a 3.56 ERA and 76 strikeouts in 68.1 innings across 13 appearances, including 12 starts, on the mound during his sophomore campaign in 2024.



### STANDINGS

	SEC	Pct.	GB	All	Pct.	Home	Away	Neutral	Top 25	Top 10	L10	Streak
<b>Arkansas</b>	<b>8-1</b>	<b>.889</b>	<b>-</b>	<b>26-3</b>	<b>.897</b>	<b>19-1</b>	<b>5-1</b>	<b>2-1</b>	<b>7-1</b>	<b>0-0</b>	<b>9-1</b>	<b>W3</b>
Georgia	8-1	.889	-	28-2	.933	20-1	6-1	2-0	8-1	3-0	9-1	W8
Tennessee	8-1	.889	-	26-2	.929	18-1	5-1	3-0	6-1	5-1	8-2	W6
Texas	8-1	.889	-	23-3	.885	12-2	6-0	5-1	6-1	2-1	8-2	W6
LSU	7-2	.778	1.0	26-3	.897	21-1	1-2	4-0	1-2	1-2	8-2	W4
Alabama	6-3	.667	2.0	25-4	.862	16-4	5-0	4-0	9-3	3-3	7-3	W1
Ole Miss	6-3	.667	2.0	21-6	.778	16-3	3-1	2-2	6-5	2-3	6-4	L1
Oklahoma	5-4	.556	3.0	22-5	.815	15-1	4-4	3-0	3-3	3-2	6-4	L1
Auburn	4-5	.444	4.0	20-8	.714	13-3	2-5	5-0	6-5	1-3	5-5	L3
Kentucky	4-5	.444	4.0	17-9	.654	9-5	8-4	0-0	2-4	1-2	4-6	W2
Vanderbilt	4-5	.444	4.0	20-8	.714	16-3	3-3	1-2	2-6	0-3	6-4	L3
Florida	1-8	.111	7.0	19-11	.633	16-4	3-6	0-1	2-9	1-7	3-7	W1
Mississippi State	1-8	.111	7.0	16-12	.571	12-4	1-6	3-2	2-11	1-8	3-7	L3
South Carolina	1-8	.111	7.0	17-12	.586	14-6	2-4	1-2	1-12	1-11	2-8	L7
Texas A&M	1-8	.111	7.0	13-14	.481	12-9	0-3	1-2	0-7	0-0	3-7	L2
Missouri	0-9	.000	8.0	9-17	.346	6-10	0-4	3-3	0-8	0-6	1-9	L3

### SCHEDULE/RESULTS

#### Tuesday, April 1

Queens at #2 Georgia - 3 p.m. [SECN+]  
 Jackson State at #9 Ole Miss - 5 p.m. [SECN+]  
 Tennessee Tech at #1 Tennessee - 6 p.m. [SECN+]  
 North Florida at Florida - 6:30 p.m. [SECN+]  
 Samford at #8 Alabama - 7 p.m. [SECN+]  
**#2 Arkansas vs. Grambling (North Little Rock, Ark.) - 7 p.m. [SECN+]**  
 UAB at #14 Auburn - 7 p.m. [SECN+]  
 Mississippi State at Memphis - 7 p.m. [ESPN+]  
 Arkansas-Pine Bluff at Missouri - 7 p.m. [SECN+]  
 Presbyterian at South Carolina - 7 p.m. [SECN]  
 Incarnate Word at Texas A&M - 7 p.m. [SECN+]  
 Western Kentucky at #16 Vanderbilt - 7 p.m. [SECN+]  
 Louisiana Tech at LSU - 7:30 p.m. [SECN+]  
 #9 Oklahoma vs. Texas Tech (Frisco, Texas) - 7:30 p.m.  
 Texas State at #3 Texas - 7:30 p.m. [SECN+]

#### Wednesday, April 2

Arkansas-Pine Bluff at Missouri - 8 p.m. [SECN]

#### Thursday, April 3

\*#5 LSU at #9 Oklahoma - 7 p.m. [ESPN2]  
 \*#9 Ole Miss at Kentucky - 7 p.m. [SECN]

#### Friday, April 4

\*#16 Vanderbilt at Florida - 6:30 p.m. [SECN+]  
 \*#9 Ole Miss at Kentucky - 6:30 p.m. [SECN+]  
 \*#8 Alabama at #14 Auburn - 7 p.m. [SECN+]  
 \*South Carolina at Mississippi State - 7 p.m. [SECN+]  
 \*Texas A&M at #1 Tennessee - 7 p.m. [ESPN2]  
 \*#2 Georgia at #3 Texas - 7:30 p.m. [SECN+]  
 \*#5 LSU at #9 Oklahoma - 7:30 p.m. [SECN+]  
**\*Missouri at #2 Arkansas - 8 p.m. [SECN]**

#### Saturday, April 5

\*#16 Vanderbilt at Florida - 1 p.m. [SECN+]  
 \*#9 Ole Miss at Kentucky - 2 p.m. [SECN+]  
 \*#2 Georgia at #3 Texas - 3 p.m. [SECN+]  
 \*#5 LSU at #9 Oklahoma - 3 p.m. [SECN+]  
 \*South Carolina at Mississippi State - 3 p.m. [SECN+]  
 \*Texas A&M at #1 Tennessee - 6 p.m. [SECN+]  
**\*Missouri at #2 Arkansas - 7 p.m. [SECN+]**  
 \*#8 Alabama at #14 Auburn - 8 p.m. [SECN]

#### Sunday, April 6

\*#16 Vanderbilt at Florida - 12 p.m. [SECN]  
 \*#2 Georgia at #3 Texas - 2 p.m. [SECN+]  
 \*South Carolina at Mississippi State - 2 p.m. [SECN+]  
 \*#8 Alabama at #14 Auburn - 3 p.m. [SECN+]  
**\*Missouri at #2 Arkansas - 3 p.m. [SECN+]**  
 \*Texas A&M at #1 Tennessee - 3 p.m. [ESPN2]

#### Next Weekend In The SEC (April 10-13)

\*Missouri at Florida - Thursday-Saturday series  
 \*South Carolina at Texas A&M - Thursday-Saturday series  
 \*Mississippi State at Alabama  
**\*Arkansas at Georgia**  
 \*LSU at Auburn  
 \*Texas at Kentucky  
 \*Tennessee at Ole Miss  
 \*Vanderbilt at Oklahoma

*\*SEC game / All times Eastern / Rankings reflect highest among major polls*



## WEEK 8

## SOUTHEASTERN CONFERENCE

AS OF MARCH 31

## ACTIVE CAREER LEADERS

## Games Played

1.	Kennedy Jones*, South Carolina	199
2.	Hunter Hines, Mississippi State	197
3.	Michael Braswell III, LSU	195
4.	Josh Pearson, LSU	192
5.	Isaac Humphrey*, Ole Miss	192
	Hayden Schott*, Texas A&M	190
7.	Wyatt Henseler*, Texas A&M	188
8.	Jonathan Vastine, Vanderbilt	179
9.	<b>Rocco Peppi*, Arkansas</b>	<b>178</b>
10.	Luis Hernandez*, LSU	176

## Runs Scored

1.	Wyatt Henseler*, Texas A&M	205
2.	Robbie Burnett*, Georgia	185
3.	Cole Hage*, Kentucky	170
	Daniel Dickinson*, LSU	170
5.	Jace LaViolette, Texas A&M	160
6.	Kennedy Jones*, South Carolina	159
7.	Hunter Hines, Mississippi State	156
8.	Garrett Staton*, Alabama	155
9.	Isaac Humphrey*, Ole Miss	152
10.	Matt Bergevin*, Texas A&M	149
--	<b>Wehiwa Aloy*, Arkansas</b>	<b>148</b>

## Hits

1.	Wyatt Henseler*, Texas A&M	263
2.	Kennedy Jones*, South Carolina	259
3.	Hayden Schott*, Texas A&M	235
4.	Hunter Hines, Mississippi State	217
5.	Robbie Burnett*, Georgia	208
6.	Daniel Dickinson*, LSU	206
7.	<b>Rocco Peppi*, Arkansas</b>	<b>205</b>
8.	Luis Hernandez*, LSU	203
9.	<b>Wehiwa Aloy*, Arkansas</b>	<b>195</b>
10.	Shaun Montoya*, Kentucky	194

## Doubles

1.	Wyatt Henseler*, Texas A&M	57
2.	Hayden Schott*, Texas A&M	50
3.	Kennedy Jones*, South Carolina	45
4.	<b>Rocco Peppi*, Arkansas</b>	<b>43</b>
	Isaac Humphrey*, Ole Miss	43
6.	Matt Bergevin*, Texas A&M	42
	Devin Burkes, Kentucky	42
	Daniel Dickinson*, LSU	42
9.	Luis Hernandez*, LSU	41
	Garrett Staton*, Alabama	41
--	<b>Wehiwa Aloy*, Arkansas</b>	<b>35</b>

## Home Runs

1.	Wyatt Henseler*, Texas A&M	60
	Hunter Hines, Mississippi State	60
3.	Jace LaViolette, Texas A&M	57
4.	Jared Jones, LSU	52
5.	Ethan Petry, South Carolina	51
6.	Robbie Burnett*, Georgia	49
	Colby Shelton, Florida	49
8.	Ryland Zaborowski*, Georgia	46
9.	Cooper McMurray*, Auburn	44
10.	Gavin Kash*, Texas A&M	43
--	<b>Wehiwa Aloy*, Arkansas</b>	<b>38</b>

## RBI

1.	Wyatt Henseler*, Texas A&M	205
2.	Hunter Hines, Mississippi State	188
3.	Kennedy Jones*, South Carolina	177
4.	Hayden Schott*, Texas A&M	171
5.	Jace LaViolette, Texas A&M	168
6.	Ryland Zaborowski*, Georgia	160
7.	Mitchell Sanford*, Ole Miss	158
8.	Robbie Burnett*, Georgia	154
9.	Gavin Kash*, Texas A&M	153
10.	Cooper McMurray*, Auburn	149
--	<b>Wehiwa Aloy*, Arkansas</b>	<b>136</b>
	<b>Rocco Peppi*, Arkansas</b>	<b>128</b>

## HBP

1.	Wyatt Henseler*, Texas A&M	56
2.	<b>Rocco Peppi*, Arkansas</b>	<b>55</b>
3.	Cole Hage*, Kentucky	51
4.	Noah Sullivan*, Mississippi State	46
5.	Cade Kurland, Florida	42
6.	Josh Pearson, LSU	41
7.	Ethan Petry, South Carolina	39
8.	Garrett Staton*, Alabama	38
9.	Brennen Norton*, Alabama	37
10.	Devin Burkes, Kentucky	36
	Daniel Dickinson*, LSU	36

## Wins

1.	Ruger Riojas*, Texas	21
2.	<b>Will McEntire, Arkansas</b>	<b>17</b>
	Chase Hungate*, Mississippi State	17
4.	Noah Sullivan*, Mississippi State	15
	Zac Cowan*, LSU	15
6.	Jacob Mayers*, LSU	14
	Jared Spencer*, Texas	14
8.	Matthew Becker, South Carolina	13
	Nic McCay*, Kentucky	13
	Nate Snead*, Tennessee	13
	Kolten Smith, Georgia	13
	<b>Zach Root*, Arkansas</b>	<b>13</b>
--	<b>Dylan Carter, Arkansas</b>	<b>10</b>

## Appearances

1.	Chase Hungate*, Mississippi State	79
2.	Brad Rudis, Texas A&M	78
3.	<b>Will McEntire, Arkansas</b>	<b>74</b>
4.	Jackson Nove, Kentucky	71
5.	Matthew Becker, South Carolina	70
6.	John Armstrong, Auburn	69
7.	Jared Spencer*, Texas	66
8.	Robert Hogan, Kentucky	63
9.	Carson Myers*, Auburn	63
10.	Nate Snead*, Tennessee	62
	Evan Byers, Kentucky	62

## Saves

1.	Carson Ozmer*, Alabama	16
2.	Alton Davis II, Georgia	12
	Connor Spencer*, Ole Miss	12
	Nate Snead*, Tennessee	12
5.	Simon Gregersen*, Kentucky	10
6.	Jared Spencer*, Texas	9
	Cole Hentschel*, Kentucky	9
8.	<b>Will McEntire, Arkansas</b>	<b>8</b>
9.	Chandler Dorsey*, LSU	7
	<b>Landon Beidelschies*, Arkansas</b>	<b>7</b>
	Ruger Riojas*, Texas	7
	<b>Gage Wood, Arkansas</b>	<b>7</b>
	Gavin Guidry, LSU	7
	Tanner Franklin*, Tennessee	7

## Innings Pitched

1.	Nic McCay*, Kentucky	252.0
2.	<b>Will McEntire, Arkansas</b>	<b>211.2</b>
3.	Ryan Prager, Texas A&M	197.1
4.	Grant Stevens*, Oklahoma	188.1
5.	Zac Cowan*, LSU	180.2
6.	Matthew Becker, South Carolina	173.1
7.	Karson Ligon*, Mississippi State	173.0
8.	Justin Lamkin, Texas A&M	165.2
9.	<b>Zach Root*, Arkansas</b>	<b>161.0</b>
10.	Jared Spencer*, Texas	159.2
--	<b>Landon Beidelschies*, Arkansas</b>	<b>146.1</b>

## Strikeouts

1.	Nic McCay*, Kentucky	275
2.	Matthew Becker, South Carolina	238
3.	Jacob Mayers*, LSU	222
4.	<b>Will McEntire, Arkansas</b>	<b>218</b>
5.	Ryan Prager, Texas A&M	215
6.	Zac Cowan*, LSU	214
	Liam Doyle*, Tennessee	214
8.	Justin Lamkin, Texas A&M	211
9.	Jared Spencer*, Texas	196
10.	<b>Zach Root*, Arkansas</b>	<b>183</b>
--	<b>Landon Beidelschies*, Arkansas</b>	<b>165</b>

\* - Indicates stats from a previous non-SEC school are included

## GENERAL INFORMATION

Location.....	Fayetteville, Ark.
Founded.....	1871
Enrollment.....	33,600
Nickname.....	Razorbacks
School Colors.....	Cardinal (PMS 201) and White
Conference.....	Southeastern (SEC)
System President.....	Dr. Donald R. Bobbitt (Arkansas, 1980)
Chancellor.....	Dr. Charles Robinson (Houston, 1987)
Athletics Director.....	Hunter Yurachek (Guilford, 1990)
Faculty Athletic Rep.....	Paul Adams (LSU, 1992)
Athletics Website.....	ArkansasRazorbacks.com
Athletic Department Phone.....	(479) 575-6533
Ticket Office Phone.....	(479) 575-5151

## BAUM-WALKER STADIUM

Home Facility.....	Baum-Walker Stadium at George Cole Field
Capacity.....	11,121 (8,237 Chairbacks)
Largest Crowd (actual).....	12,167 vs. Missouri State (June 6, 2015)
Stadium Opening.....	April 13, 1996
Dedication.....	May 3, 1996
Field Dimensions.....	LL - 320, LC - 375, CF - 400, RC - 365, RL - 312
Surface.....	Grass

## COACHES & SUPPORT STAFF

Head Coach.....	Dave Van Horn (Arkansas, 1988)
Record at Arkansas.....	909-460 (23 seasons, .664)
Overall Division I Record.....	1,229-616 (31 seasons, .6667)
Overall as a Head Coach.....	1,494-700 (37 seasons, .681)
DI Postseason Appearances (Total/at Arkansas).....	24/20
College World Series Appearances (Total/at Arkansas).....	9/7
(Neb: 2001, 2002; Ark: 2004, 2009, 2012, 2015, 2018, 2019, 2022)	
Assistant Coach/Recruiting Coordinator.....	Nate Thompson (Dallas Baptist, 2006)
Assistant Coach.....	Matt Hobbs (Missouri, 2002)
Assistant Coach.....	Bobby Wernes (Arkansas, 2018)
Student Assistant Coach.....	Hudson Polk (Arkansas, 2024)
Director of Operations.....	Clay Goodwin (Arkansas, 2005)
Director of Strength & Conditioning.....	Hunter Bell (Arkansas-Monticello, 2018)
Director of Pitching Development.....	Zach Barr (Arkansas, 2017)
Director of Baseball Analytics.....	DJ Baxendale (Arkansas, 2019)
Athletic Trainer.....	Corey Wood (East Carolina, 2008)
Equipment Manager.....	Mark Taylor (Ouachita Baptist, 1988)
Strength & Conditioning Assistant.....	MJ Munoz (Aurora, 2022)
Strength & Conditioning Intern.....	Alden Arrington
Graduate Manager.....	John McElroy, Matthew Schluterman
Student Managers.....	Anthony Sanchez, Crew Tidwell, Trip Wright
Bullpen Catchers.....	Ryan Cleinmark, Hayden Schnitker
Sports Information Director.....	Oliver Grigg (Tulane, 2017)
Academics Director.....	Jonathan Burgess (Central Arkansas, 2015)
Sports Nutritionist.....	Ben Tarnowski (North Dakota, 2021)
Sport Administrator.....	Kevin Trainor (Arkansas, 1994)
Administrative Assistant.....	Kelly Moore (Arkansas, 2004)

## HISTORY

First Year of Arkansas Baseball.....	1897
Years of Varsity Baseball at Arkansas.....	103
(1897, 1901-03, 05, 08-16, 19-20, 22-29, 47-2025)	
All-Time Program Record.....	2,462-1,479-6 (.625)
All-Time Conference Record/Years.....	SEC: 505-434 (.538)/33
SWC: 249-190 (.567)/23	
Combined: 754-624 (.547)/56	
Conference Titles/Years.....	SEC Overall: 4/1999, 2004, 2021, 2023
SEC Western Division: 9/1999, 2004, 2007, 2011, 2018, 2019, 2021, 2023, 2024	
SWC: 2/1989, 1990	
Conference Tournament Record/Years.....	SEC: 40-47 (.460)/28
SWC: 18-25 (.419)/14	
Combined: 58-72 (.446)/42	
Conference Tournament Titles/Years.....	SEC: 1/2021
SWC: 1/1985	
NCAA Postseason Appearances.....	35
(1973, 79-80, 83, 85-90, 95-96, 98-99, 2002-15, 2017-19, 2021-24)	
NCAA Postseason Record.....	103-79 (.566)
College World Series Appearances.....	11
(1979, 1985, 1987, 1989, 2004, 2009, 2012, 2015, 2018, 2019, 2022)	
College World Series Record.....	18-22 (.450)
NCAA Super Regional Appearances.....	10
(2002, 2004, 2009, 2010, 2012, 2015, 2018, 2019, 2021, 2022)	
NCAA Super Regional Record.....	16-10 (.615)
NCAA Regional Appearances.....	34
NCAA Regional Record.....69-47 (.595)	
Overall NCAA Regional Hosts.....	11 (1999, 2004, 2006-07, 2010, 2017-19, 2021, 2023-24)
Best NCAA Finish.....	1979 and 2018 National Runner-Up

## TEAM INFORMATION

2024 Overall Record.....	44-16
Home.....	34-5
Away.....	7-8
Neutral.....	3-3
SEC Record.....	20-10
SEC Finish.....	1st West
SEC Tournament.....	T-7th
Postseason.....	NCAA Regional
Lettermen Returning/Lost.....	15/17
Position Starters (including DH) Returning/Lost.....	3/6
Pitchers Returning/Lost.....	10/6
Newcomers/Redshirts.....	26/1

## TOP RETURNING POSITION PLAYERS

Wehiwa Aloy.....	INF	Jr.	.270/.355/.485, 45 R, 9 2B, 14 HR, 56 RBI, 7 SB
Kendall Diggs.....	OF	Sr.	.229/.346/.395, 35 R, 11 2B, 1 3B, 7 HR, 34 RBI, 4 SB
Ryder Helfrick.....	C	So.	.179/.320/.321, 18 R, 3 2B, 3 HR, 8 RBI, 1 SB
Nolan Souza.....	INF	So.	.255/.366/.509, 21 R, 7 2B, 7 HR, 28 RBI, 3 SB

## TOP RETURNING PITCHERS

Colin Fisher.....	LHP	So.	6-1, 2.67 ERA, 27.0 IP, 27 SO, 1.30 WHIP
Christian Foutch.....	RHP	Jr.	1-0, 0.81 ERA, 22.1 IP, 20 SO, 1 SV, 1.43 WHIP
Gabe Gaeckle.....	RHP	So.	3-3, 2.32 ERA, 42.2 IP, 57 SO, 7 SV, 1.10 WHIP
Will McEntire.....	RHP	R-Sr.	5-0, 4.83 ERA, 54.0 IP, 65 SO, 4 SV, 1.37 WHIP
Gage Wood.....	RHP	Jr.	3-2, 4.46 ERA, 40.1 IP, 56 SO, 2 SV, 1.36 WHIP

## TOP NEWCOMERS

Kuhio Aloy.....	INF/OF	So.	Wailuku, Hawai'i (BYU)
Landon Beidelschies.....	LHP	Jr.	Canfield, Ohio (Ohio State)
Brenton Clark.....	OF	Fr.	Texarkana, Texas (Pleasant Grove HS)
Charles Davalan.....	OF	Jr.	Montreal, Quebec, Canada (FGCU)
Cole Gibler.....	LHP	Fr.	Blue Springs, Mo. (Blue Springs HS)
Brent Iredale.....	INF	Jr.	Sydney, New South Wales, Australia (New Mexico JC)
Aiden Jimenez.....	RHP	R-So.	Elk Grove, Calif. (Oregon State)
Cam Kozeal.....	INF	So.	Omaha, Neb. (Vanderbilt)
Logan Maxwell.....	OF	Sr.	Lima, Ohio (TCU)
Rocco Peppi.....	INF/OF	R-Sr.	Huntington Beach, Calif. (Fresno State)
Zach Root.....	LHP	Jr.	Fort Myers, Fla. (East Carolina)
Justin Thomas Jr.....	OF	Jr.	Savannah, Ga. (Florida SouthWestern State)
Carson Wiggins.....	RHP	Fr.	Roland, Okla. (Roland HS)



Arkansas right-hander **Gabe Gaeckle** entered 2025 as a consensus preseason All-American and as Baseball America's preseason SEC Pitcher of the Year after his stellar freshman campaign.





### Baseball America

March 31

1. Tennessee
- 2. Arkansas**
3. Texas
4. Georgia
5. LSU
6. Florida State
7. Clemson
8. Alabama
9. Oklahoma
10. Ole Miss
11. North Carolina
12. Oregon State
13. UC Irvine
14. Louisville
15. Auburn
16. Vanderbilt
17. UCLA
18. Wake Forest
19. Dallas Baptist
20. Troy
21. Oregon
22. Arizona
23. Kansas
24. Southern Miss
25. Virginia Tech

### D1Baseball

March 31

1. Tennessee
- 2. Arkansas**
3. Georgia
4. Florida State
5. Texas
6. Clemson
7. LSU
8. Alabama
9. Ole Miss
10. Oklahoma
11. Oregon State
12. UC Irvine
13. Southern Miss
14. UCLA
15. Oregon
16. Auburn
17. Dallas Baptist
18. Louisville
19. North Carolina
20. Troy
21. Coastal Carolina
22. Kansas State
23. Vanderbilt
24. Arizona State
25. Georgia Tech

### Perfect Game

March 31

1. Tennessee
2. Georgia
- 3. Arkansas**
4. Clemson
5. Texas
6. Florida State
7. LSU
8. Alabama
9. Oklahoma
10. UCLA
11. West Virginia
12. UC Irvine
13. Oregon State
14. Auburn
15. Oregon
16. Ole Miss
17. Dallas Baptist
18. Troy
19. Coastal Carolina
20. Arizona
21. Vanderbilt
22. Georgia Tech
23. North Carolina
24. Wake Forest
25. Arizona State

### USA Today Coaches

March 31

1. Tennessee
- 2. Arkansas**
3. Georgia
4. Florida State
5. Texas
6. LSU
7. Clemson
8. Alabama
9. Oklahoma
10. Ole Miss
11. Oregon State
12. Oregon
13. UC Irvine
14. North Carolina
15. UCLA
16. Southern Miss
17. Auburn
18. Louisville
19. Dallas Baptist
20. Vanderbilt
21. Troy
22. Georgia Tech
23. Wake Forest
24. Coastal Carolina
25. West Virginia

### NCBWA

March 31

1. Tennessee
- 2. Arkansas**
3. Georgia
4. Florida State
5. LSU
6. Texas
7. Clemson
8. Alabama
9. Oregon State
10. Oklahoma
11. UC Irvine
12. North Carolina
13. Ole Miss
14. UCLA
15. Oregon
16. Southern Miss
17. Vanderbilt
18. Wake Forest
19. Dallas Baptist
20. Troy
21. Auburn
22. Louisville
23. West Virginia
24. Arizona
25. Coastal Carolina

### ARKANSAS IN THE POLLS

	BA	D1Baseball	Perfect Game	USA Today	NCBWA
Preseason .....	4 .....	5 .....	13 .....	5 .....	5 .....
Feb. 17 .....	4 .....	5 .....	12 .....	5 .....	4 .....
Feb. 24 .....	4 .....	4 .....	11 .....	4 .....	4 .....
March 3 .....	3 .....	3 .....	10 .....	3 .....	6 .....
March 10 .....	3 .....	3 .....	8 .....	3 .....	5 .....
March 17 .....	3 .....	3 .....	7 .....	3 .....	3 .....
March 24 .....	2 .....	2 .....	4 .....	2 .....	1 .....
March 31 .....	2 .....	2 .....	3 .....	2 .....	2 .....
April 7 .....					
April 14 .....					
April 21 .....					
April 28 .....					
May 5 .....					
May 12 .....					
May 19 .....					
May 26 .....					
June 3 .....					
<b>Final</b> .....	-- .....	-- .....	-- .....	-- .....	-- .....

BA - Baseball America

D1 - D1Baseball

PG - Perfect Game

USA Today - USA Today Coaches Poll

NCBWA - National Collegiate Baseball Writers Association



||| HEAD COACH DAVE VAN HORN

DAVE  
VAN HORN

# COACH

## OF THE YEAR

2004 • 2021 • 2023



**PERSONAL**

Born: Sept. 17, 1960  
 Hometown: Kansas City, Mo.  
 Alma Mater: Arkansas (1988)  
 Masters of Science: East Texas State (1992)  
 Wife: Karen  
 Children: Hollan, Mariel  
 Named Head Coach at Arkansas: June 21, 2002

**PLAYING HISTORY**

1982-84 Atlanta Braves Organization  
 1982 Arkansas  
 1980-81 McLennan Community College

**MLB DRAFT HISTORY**

1982 MLB Draft: 10th Round (Atlanta Braves)  
 1981 MLB Draft: 10th Round (Chicago White Sox)

**COACHING HONORS**

2023 SEC Coach of the Year  
 2021 SEC Coach of the Year  
 2004 SEC Coach of the Year  
 2001 Baseball America National Coach of the Year  
 2001 BIG 12 Coach of the Year  
 2001 ABCA Midwest Region Coach of the Year  
 2000 ABCA Midwest Region Coach of the Year  
 1997 Southland Coach of the Year  
 1995 Southland Coach of the Year  
 1994 NCAA Division II Coach of the Year  
 1994 ABCA Central Region Coach of the Year

**HALL OF FAME**

2024 University of Arkansas Sports Hall of Honor  
 2019 Arkansas Sports Hall of Fame  
 2013 Winnetonka High School Hall of Fame  
 2012 Ban Johnson League Hall of Fame  
 2001 Central Missouri State Hall of Fame

**VAN HORN'S CAREER NUMBERS**

Year	School	Record	Pct.	Conf.	Place	Conf. Tourn.	NCAA
1989	Texarkana CC	39-18	.684	N/A	N/A	N/A	--
1990	Texarkana CC	44-14	.759	N/A	N/A	N/A	--
1991	Texarkana CC	45-12	.789	N/A	N/A	N/A	--
1992	Texarkana CC	48-10	.827	N/A	1st	N/A	--
1993	Texarkana CC	38-18	.678	N/A	N/A	N/A	--
	<i>Total</i>	<i>214-72</i>	<i>.748</i>	--	--	--	--
1994	Central Missouri St.	51-11	.823	15-1	1st (Div.)	1st (4-1)	NCAA DII Champs
	<i>Total</i>	<i>51-11</i>	<i>.823</i>	<i>15-1</i>	--	<i>1 (4-1)</i>	--
1995	Northwestern St.	37-15	.711	19-5	1st	DNP (0-2)	--
1996	Northwestern St.	34-27	.557	14-16	2nd (Div.)	2nd (3-2)	--
1997	Northwestern St.	35-23	.603	19-9	1st	DNP (0-2)	--
	<i>Total</i>	<i>106-65</i>	<i>.620</i>	<i>52-30</i>	--	<i>3 (3-6)</i>	--
1998	Nebraska	24-20	.545	10-13	7th	DNQ	DNQ
1999	Nebraska	42-18	.700	16-9	5th	1st (4-0)	NCAA (1-2)
2000	Nebraska	51-17	.750	21-9	2nd	1st (5-1)	NCAA (4-2)
2001	Nebraska	50-16	.758	20-8	1st	1st (4-0)	CWS (5-2)
2002	Nebraska	47-21	.691	16-11	2nd	2nd (3-1)	CWS (5-3)
	<i>Total</i>	<i>214-92</i>	<i>.699</i>	<i>67-39</i>	--	<i>4 (16-2)</i>	<i>4 (15-9)</i>
2003	Arkansas	35-22	.612	14-16	6th West	T-7th (0-2)	NCAA (1-2)
2004	Arkansas	45-24	.652	19-11	T-1st Overall	4th (2-2)	CWS (6-3)
2005	Arkansas	39-22	.636	13-17	T-5th West	T-7th (0-2)	NCAA (2-2)
2006	Arkansas	39-21	.650	18-12	2nd West	T-7th (0-2)	NCAA (1-2)
2007	Arkansas	43-21	.672	18-12	1st West	2nd (3-1)	NCAA (2-2)
2008	Arkansas	34-24	.586	14-15	4th West	DNQ	NCAA (0-2)
2009	Arkansas	41-24	.631	14-15	4th West	4th (2-2)	CWS (7-2)
2010	Arkansas	43-21	.672	18-12	2nd West	T-7th (0-2)	NCAA (3-3)
2011	Arkansas	40-22	.645	15-15	1st West	T-3rd (2-2)	NCAA (2-2)
2012	Arkansas	46-22	.676	16-14	T-2nd West	T-9th (0-2)	CWS (7-3)
2013	Arkansas	39-22	.639	18-11	2nd West	T-3rd (2-1)	NCAA (2-2)
2014	Arkansas	40-25	.615	16-14	4th West	T-3rd (3-2)	NCAA (2-2)
2015	Arkansas	40-25	.615	17-12	3rd West	T-5th (2-2)	CWS (5-3)
2016	Arkansas	26-29	.473	7-23	7th West	DNQ	DNQ
2017	Arkansas	45-19	.703	18-11	2nd West	2nd (3-2)	NCAA (3-2)
2018	Arkansas	48-21	.696	18-12	T-1st West	T-3rd (2-1)	CWS Runner-Up (9-3)
2019	Arkansas	46-20	.697	20-10	T-1st West	T-5th (1-2)	CWS (5-3)
2020	Arkansas	11-5	.688	0-0	--	--	--
2021	Arkansas	50-13	.794	22-8	1st Overall	1st (4-0)	NCAA (4-3)
2022	Arkansas	46-21	.687	18-12	2nd West	T-7th (0-2)	CWS (8-3)
2023	Arkansas	43-18	.705	20-10	T-1st Overall	T-3rd (2-1)	NCAA (2-2)
2024	Arkansas	44-16	.733	20-10	1st West	T-7th (0-2)	NCAA (1-2)
2025	Arkansas	26-3	.897	8-1	--	--	--
	<i>Total</i>	<i>909-460</i>	<i>.664</i>	<i>361-273</i>	--	<i>19 (28-32)</i>	<i>20 (72-48)</i>
	<i>Career Totals</i>	<i>1,494-700</i>	<i>.681</i>	<i>495-343</i>	--	<i>51-41 (.554)</i>	<i>87-57 (.604)</i>

Dave Van Horn, the three-time SEC Coach of the Year, has elevated Arkansas into one of the nation's premier college baseball programs ever since returning to his alma mater to take over for legendary head baseball coach Norm DeBriyn.

In his 23rd season as head coach in 2025, Van Horn, the second-winningest coach in Arkansas baseball history, has led the Razorbacks to seven College World Series appearances, including a runner-up finish (2018) and four top five finishes (2009, 2012, 2018, 2022), 20 NCAA Tournament berths, three SEC overall titles, eight SEC Western Division championships, one SEC Tournament title and 909 overall wins, including 361 SEC victories.

Van Horn, whose 1,494 career wins are second most among all active Division I head coaches, is one of only five head coaches in college baseball history with 300 or more SEC wins in their career. He is also just the fourth coach in college baseball history, and only the third active coach, to win 900 games at an SEC program, joining Mississippi State Ron Polk, Vanderbilt's Tim Corbin and Ole Miss' Mike Bianco.

Year in and year out, Van Horn, the 23rd coach in NCAA history to win 1,200 games at the Division I level, has produced nationally competitive teams and developed elite-level student-athletes on and off the field, including two Golden Spikes Award and Dick Howser Trophy winners in outfielder Andrew Benintendi (2015) and pitcher Kevin Kopps (2021), as well as countless All-Americans, all-SEC performers and professional baseball players.

Under Van Horn's guidance, the Razorbacks boast 35 All-America honorees, 52 All-SEC selections and 144 Major League Baseball draft picks – and counting.


**HOGS VS. 2025 OPPONENTS UNDER DVH**

	W-L	Home	Away	Neutral
Arkansas State	4-0	4-0	0-0	0-0
Charlotte	5-2	4-0	0-1	1-1
Florida	31-24	15-6	10-14	6-4
Georgia	24-20	14-7	9-11	1-2
Grambling	12-0	10-0	0-0	2-0
Kansas State	4-4	3-1	0-2	1-1
Little Rock	5-2	5-2	0-0	0-0
LSU	30-44	17-16	11-19	2-9
Michigan	2-0	0-0	0-0	2-0
Missouri	17-4	10-2	7-2	0-0
Missouri State	21-12	13-9	8-3	0-0
Ole Miss	39-44	17-19	15-18	7-7
Oral Roberts	19-6	13-3	5-3	1-0
Portland	3-0	3-0	0-0	0-0
South Carolina	35-24	17-10	14-10	4-4
Texas	8-5	2-0	2-3	4-2
Texas A&M	23-17	13-5	8-11	2-1
TCU	5-3	2-2	0-0	3-1
Tennessee	30-14	15-5	12-8	3-1
UAPB	6-0	5-0	0-0	6-0
UCA	5-0	4-0	0-0	1-0
ULM	8-1	7-1	0-0	1-0
Vanderbilt	25-26	13-10	11-12	1-4
Washington State	10-1	9-1	0-0	1-0


# A ||| THE ARKANSAS RAZORBACKS



**ROCCO PEPPi**  
R-Sr. • 5-10 • 195 • R/R  
INF/OF • Huntington Beach, Calif.




**NOLAN SOUZA**  
So. • 6-3 • 215 • L/R  
INF • Honolulu, Hawai'i



**JUSTIN THOMAS JR.**  
Jr. • 5-11 • 195 • R/R  
OF • Savannah, Ga.



**KENDALL DIGGS**  
Sr. • 6-0 • 210 • L/R  
OF • Olathe, Kan.



**GABE FRASER**  
Fr. • 6-2 • 190 • L/R  
INF • Huntington Beach, Calif.



**CAM KOZEAL**  
So. • 5-10 • 200 • L/R  
INF • Omaha, Neb.



**WEHIWA ALOY**  
Jr. • 6-2 • 200 • R/R  
INF • Wailuku, Hawai'i




**BRENT IREDALE**  
Jr. • 6-3 • 200 • R/R  
INF • Sydney, Australia



**ELLIOTT PETERSON**  
Jr. • 6-0 • 190 • R/R  
C • Omaha, Neb.




**STEELE EAVES**  
Fr. • 6-0 • 210 • R/R  
RHP • Lonoke, Ark.



**GAGE WOOD**  
Jr. • 6-0 • 205 • R/R  
RHP • Batesville, Ark.




**AIDEN JIMENEZ**  
R-So. • 6-3 • 215 • R/R  
RHP • Elk Grove, Calif.



**ZANE BECKER**  
Fr. • 5-11 • 200 • R/R  
C • Flower Mound, Texas



**REESE ROBINETT**  
R-So. • 6-3 • 220 • L/R  
INF • Kennett, Mo.



**CARSON WILLIS**  
Fr. • 5-11 • 195 • R/R  
C • Rogers, Ark.




**GABE GAECKLE**  
So. • 6-0 • 190 • R/R  
RHP • Aptos, Calif.



**BRENTON CLARK**  
Fr. • 5-11 • 190 • L/R  
OF • Texarkana, Texas



**LOGAN MAXWELL**  
Sr. • 5-10 • 195 • L/L  
OF • Lima, Ohio



**CHARLES DAVALAN**  
So. • 5-9 • 190 • L/R  
OF • Montreal, Canada



**KUHIO ALOY**  
So. • 6-1 • 205 • R/R  
INF/OF • Wailuku, Hawai'i




**TATE MCGUIRE**  
So. • 6-3 • 215 • R/R  
RHP • Liberty, Mo.



**RYDER HELFRICK**  
So. • 6-1 • 205 • R/R  
C • Discovery Bay, Calif.



**CARSON BOLES**  
Sr. • 5-11 • 190 • R/R  
OF • Lebanon, Tenn.



**COLE GIBLER**  
Fr. • 6-2 • 205 • L/L  
LHP • Blue Springs, Mo.




**DYLAN CARTER**  
R-Sr. • 6-2 • 220 • R/R  
RHP • Bentonville, Ark.




**HUNTER DIETZ**  
R-Fr. • 6-6 • 235 • R/L  
LHP • Trinity, Fla.



**ZACH ROOT**  
Jr. • 6-2 • 210 • L/L  
LHP • Fort Myers, Fla.




**LONDON BEIDELSCHIES**  
Jr. • 6-3 • 230 • L/L  
LHP • Canfield, Ohio



**PARKER COIL**  
Jr. • 6-3 • 185 • R/L  
LHP • Edmond, Okla.



**LUKE WILLIAMS**  
Fr. • 5-11 • 185 • L/L  
LHP • Owasso, Okla.



**COLIN FISHER**  
So. • 6-3 • 225 • L/L  
LHP • Noble, Okla.



**BEN BYBEE**  
Jr. • 6-6 • 230 • R/R  
RHP • Overland Park, Mo.




**WILL MCENTIRE**  
R-Sr. • 6-4 • 235 • L/R  
RHP • Bryant, Ark.




**MICHAEL ANDERSON**  
Jr. • 6-3 • 230 • R/R  
INF • Havertown, Pa.



**CARSON WIGGINS**  
Fr. • 6-5 • 215 • R/R  
RHP • Roland, Okla.



**LANCE DAVIS**  
Fr. • 6-4 • 200 • R/R  
RHP • Jonesboro, Ark.




**CHRISTIAN FOUTCH**  
Jr. • 6-3 • 240 • R/R  
RHP • Littleton, Colo.




**COOPER DOSSETT**  
Jr. • 6-0 • 200 • R/R  
RHP • Springdale, Ark.



**JACKSON FARRELL**  
Fr. • 6-1 • 215 • R/R  
LHP • Jenks, Okla.




**TAG ANDREWS**  
Fr. • 6-0 • 190 • R/R  
RHP • Maumelle, Ark.




**TYLER HOLLAND**  
Fr. • 6-1 • 190 • R/R  
INF/RHP • Mission Viejo, Calif.




**ROSS FELDER**  
Fr. • 6-2 • 185 • R/R  
RHP • Springdale, Ark.



**DAVE VAN HORN**  
Head Coach  
23rd Season



**NATE THOMPSON**  
Assistant Coach  
8th Season



**MATT HOBBS**  
Assistant Coach  
7th Season



**BOBBY WERNES**  
Assistant Coach  
5th Season



**HUDSON POLK**  
Student Assistant Coach  
1st Season



**CLAY GOODWIN**  
Director of Operations  
18th Season





No.	Player	Pos.	Yr.	Ht.	Wt.	B/T	Hometown / High School / Previous School
1	Rocco Peppi	INF/OF	R-Sr.	5-10	195	R/R	Huntington Beach, Calif. / Marina HS / Long Beach State / Fresno State
3	Nolan Souza	INF	So.	6-3	215	L/R	Honolulu, Hawai'i / Punahou School
4	Justin Thomas Jr.	OF	Jr.	5-11	195	R/R	Savannah, Ga. / Benedictine Military School / Georgia / Florida SouthWestern State
5	Kendall Diggs	OF	Sr.	6-0	210	L/R	Olathe, Kan. / Saint Thomas Aquinas HS
6	Gabe Fraser	INF	Fr.	6-2	190	L/R	Huntington Beach, Calif. / Orange Lutheran HS
8	Cam Kozeal	INF	So.	5-10	200	L/R	Omaha, Neb. / Millard South HS / Vanderbilt
9	Wehiwa Aloy	INF	Jr.	6-2	200	R/R	Wailuku, Hawai'i / H.P. Baldwin HS / Sacramento State
10	Brent Iredale	INF	Jr.	6-3	200	R/R	Sydney, New South Wales, Australia / The Hill Sports HS / New Mexico JC
12	Elliott Peterson	C	Jr.	6-0	190	R/R	Omaha, Neb. / Creighton Prep / Southeast CC
13	Steele Eaves	RHP	Fr.	6-0	210	R/R	Lonoke, Ark. / Lonoke HS
14	Gage Wood	RHP	Jr.	6-0	205	R/R	Batesville, Ark. / Batesville HS
16	Aiden Jimenez	RHP	R-So.	6-3	215	R/R	Elk Grove, Calif. / Elk Grove HS / Oregon State
17	Zane Becker	C	Fr.	5-11	200	R/R	Flower Mound, Texas / Flower Mound HS
18	Reese Robinett	INF	R-So.	6-3	220	L/R	Kennett, Mo. / Kennett HS
19	Carson Willis	C	Fr.	5-11	195	R/R	Rogers, Ark. / P27 Academy
20	Gabe Gaeckle	RHP	So.	6-0	190	R/R	Aptos, Calif. / Aptos HS
21	Brenton Clark	OF	Fr.	5-11	190	L/R	Texarkana, Texas / Pleasant Grove HS
22	Logan Maxwell	OF	Sr.	5-10	195	L/L	Lima, Ohio / Shawnee HS / TCU
24	Charles Davalan	OF	So.	5-9	190	L/R	Montreal, Quebec, Canada / TNXL Academy / FGCU
25	Kuhio Aloy	INF/OF	So.	6-1	205	R/R	Wailuku, Hawai'i / H.P. Baldwin HS / BYU
26	Tate McGuire	RHP	So.	6-3	215	R/R	Liberty, Mo. / Liberty North HS
27	Ryder Helfrick	C	So.	6-1	205	R/R	Discovery Bay, Calif. / Clayton Valley Charter HS
28	Carson Boles	OF	Sr.	5-11	190	R/R	Lebanon, Tenn. / Lebanon HS / Lincoln Memorial
29	Cole Gibler	LHP	Fr.	6-2	205	L/L	Blue Springs, Mo. / Blue Springs HS
31	Dylan Carter	RHP	R-Sr.	6-2	220	R/R	Bentonville, Ark. / Bentonville West HS / Crowder
32	Hunter Dietz	LHP	R-Fr.	6-6	235	R/L	Trinity, Fla. / Calvary Christian HS
33	Zach Root	LHP	Jr.	6-2	210	L/L	Fort Myers, Fla. / Fort Myers HS / East Carolina
35	Landon Beidelschies	LHP	Jr.	6-3	230	L/L	Canfield, Ohio / Canfield HS / Ohio State
36	Parker Coil	LHP	Jr.	6-3	185	R/L	Edmond, Okla. / Edmond Memorial HS
37	Luke Williams	LHP	Fr.	5-11	185	L/L	Owasso, Okla. / Owasso HS
38	Colin Fisher	LHP	So.	6-3	225	L/L	Noble, Okla. / Noble HS
40	Ben Bybee	RHP	Jr.	6-6	230	R/R	Overland Park, Kan. / Blue Valley Southwest HS
41	Will McEntire	RHP	R-Sr.	6-4	235	L/R	Bryant, Ark. / Bryant HS
42	Michael Anderson	INF	Jr.	6-3	230	R/R	Havertown, Pa. / Monsignor Bonner HS / Rhode Island
44	Carson Wiggins	RHP	Fr.	6-5	215	R/R	Roland, Okla. / Roland HS
45	Lance Davis	RHP	Fr.	6-4	200	R/R	Jonesboro, Ark. / Valley View HS
46	Christian Foutch	RHP	Jr.	6-3	240	R/R	Littleton, Colo. / Chatfield Senior HS
48	Cooper Dossett	RHP	Jr.	6-0	200	R/R	Springdale, Ark. / Har-Ber HS
49	Jackson Farrell	LHP	Fr.	6-1	215	L/L	Jenks, Okla. / Owasso HS
50	Tag Andrews	RHP	Fr.	6-0	190	R/R	Maumelle, Ark. / Maumelle HS
52	Tyler Holland	INF/RHP	Fr.	6-1	190	R/R	Mission Viejo, Calif. / Mission Viejo HS
57	Ross Felder	RHP	Fr.	6-2	185	R/R	Springdale, Ark. / Har-Ber HS

## Coaches & Support Staff

Head Coach:	2 Dave Van Horn, 23rd Season (Arkansas, 1988)
Assistant Coach:	30 Nate Thompson, 8th Season (Dallas Baptist, 2006)
Assistant Coach:	47 Matt Hobbs, 7th Season (Missouri, 2002)
Assistant Coach:	7 Bobby Wernes, 5th Season (Arkansas, 2016)
Student Assistant Coach:	15 Hudson Polk, 1st Season (Arkansas, 2024)
Director of Operations:	Clay Goodwin, 18th Season (Arkansas, 2005)
Director of Strength & Conditioning:	Hunter Bell, 3rd Season (Arkansas-Monticello, 2018)
Director of Pitching Development:	Zach Barr, 8th Season (Arkansas, 2017)
Director of Baseball Analytics:	DJ Baxendale, 6th Season (Arkansas, 2012)
Athletic Trainer:	Corey Wood, 14th Season (East Carolina, 2008)
Equipment Manager:	Mark Taylor, 34th Season (Ouachita Baptist, 1988)
Strength & Conditioning Assistant:	MJ Munoz, 2nd Season (Aurora, 2022)
Strength & Conditioning Intern:	Alden Arrington
Graduate Manager:	John McElroy (Arkansas, 2023), Matthew Schluterman (Arkansas, 2024)
Student Managers:	Anthony Sanchez, Crew Tidwell, Trip Wright
Bullpen Catchers:	Ryan Cleinmark, Hayden Schnitker
Communications Director:	Oliver Grigg, 5th Season (Tulane, 2017)
Academics Director:	Jonathan Burgess, 4th Season (Central Arkansas, 2015)
Sports Nutritionist:	Ben Tarnowski, 2nd Season (North Dakota, 2021)
Sport Administrator:	Kevin Trainor, 15th Season (Arkansas, 1994)
Administrative Assistant:	Kelly Moore, 22nd Season (Arkansas, 2004)

## Pronunciation Guide

<b>Kuhio Aloy</b> .....	koo-hee-oh ah-loy
<b>Wehiwa Aloy</b> .....	veh-hee-vuh ah-loy
Landon <b>Beidelschies</b> .....	bi-dull-shees
Charles <b>Davalan</b> .....	dah-vuh-lawn
Hunter <b>Dietz</b> .....	deets
Cooper <b>Dossett</b> .....	dah-sit
Gabe <b>Gaeckle</b> .....	gack-uhl
Brent <b>Iredale</b> .....	eye-err-dale
Cam <b>Kozeal</b> .....	koe-zhull
Nolan <b>Souza</b> .....	sue-zuh
Bobby <b>Wernes</b> .....	wer-niss



# THE ARKANSAS RAZORBACKS

## THE STARTERS

**#27 RYDER HELFRICK** **C** **SO.** **.250/.385/.513**

Has played in 26 games with 24 starts at catcher ... Slashing .250/.385/.513 with five home runs and 15 RBI ... Team leader in triples (2) ... Recorded his first career multi-home run game against South Carolina (March 23) ... As a freshman in 2024, played in 31 games with 26 starts (15 at catcher, 11 as designated hitter) ... Slashed .179/.320/.321 with three home runs and eight RBI on the year ... Scored 18 runs ... Totaled 15 hits, including three doubles ... Drew 14 walks and was hit by four pitches ... Season-long seven-game hitting streak and 12-game reached base streak ... Defensively, posted a .994 fielding percentage with one error in 167 total chances ... Threw out 5-of-11 base stealers (45.5%) ... In SEC play, slashed .250/.318/.450 with two homers and four RBI in 14 games with 12 starts.

**#8 CAM KOZEAL** **1B** **SO.** **.378/.429/.611**

Has played in 24 games with 21 starts (18 at first base, three at second base) ... Slashing .378/.429/.611 with six doubles, five homers and 24 RBI ... In the series at #14 Vanderbilt (March 28-30), hit three home runs and totaled eight RBI to singlehandedly outscore his former school during the weekend ... Recorded his first career multi-homer game and had five RBI in the series opener at #14 Vanderbilt (March 28) ... Vanderbilt transfer ... Played in 43 games with 35 starts as a true freshman in 2024 ... Slashed .284/.349/.439 with five homers and 28 RBI ... 42 hits, including eight doubles ... In SEC play, slashed .261/.307/.449 with three homers and 11 RBI in 19 games ... Prior to Vanderbilt, attended Millard South High School in Omaha, Neb. ... 2023 Nebraska Gatorade Player of the Year.

**#3 NOLAN SOUZA** **2B** **SO.** **.220/.319/.415**

Has played in 26 games with 23 starts (all at second base) ... Slashing .220/.319/.415 with four home runs and 18 RBI this season ... Team leader in stolen bases (5-for-5) ... As a true freshman in 2024, earned Freshman All-SEC honors ... Played in 40 games with 31 starts (17 as designated hitter, eight at second base, six at third base) as a true freshman ... Slashed .255/.366/.509 with seven homers and 28 RBI ... Scored 21 runs on the year ... Totaled 28 hits, including seven doubles ... Drew 18 walks ... 2-for-2 on stolen base attempts ... Recorded seven multi-hit games, including three three-hit games, and nine multi-RBI games ... Had a season-long six-game hitting streak and 11-game reached base streak ... Defensively, posted a perfect 1.000 fielding percentage in 25 total chances.

**#10 BRENT IREDALE** **3B** **JR.** **.353/.520/.741**

Has played in 29 games with 28 starts at third base ... Slashing .353/.520/.741 with nine home runs and a team-high 42 RBI ... Team leader in walks (25) ... Second on the team in homers (9) ... One of four Hogs in the DVH era to drive in nine RBI on Opening Weekend ... Tallied eight RBI against Portland (March 7), becoming the first Hog since 1999 with eight RBI in a game ... Recorded 11 total RBI in the series sweep of Portland (March 7-9), most by a Razorback in a three-game series in the DVH era ... Two multi-homer games: Washington State (Feb. 15) & Portland (March 7) ... Spent two seasons at New Mexico JC (2023-24) ... As a sophomore in 2024, was an NJCAA All-American ... First back-to-back WJCAC MVP in the conference's history after slashing a team-leading .441/.576/1.000 with a team-high 25 home runs and 78 RBI in 58 games ... Tallied a team-leading 83 hits, including 22 doubles and four triples ... Native of Sydney, Australia ... First native-born Australian student-athlete in Arkansas baseball history.

**#9 WEHIWA ALOY** **SS** **JR.** **.352/.436/.705**

Two-time SEC Player of the Week this season ... Has started all 29 games at shortstop ... Slashing .352/.436/.705 with a team-high 10 home runs and 34 RBI ... Team leader in extra-base hits (22) and total bases (86) ... Homered in the same inning as his younger brother, Kuhio, vs. Kansas State (Feb. 22) in the Amegy Bank College Baseball Series at Globe Life Field in Arlington, Texas, before connecting on back-to-back homers at #13 Ole Miss (March 15) ... Named SEC Player of the Week (Feb. 24) for first time in his career after powering the Razorback offense through its trip to Globe Life Field ... Hit two home runs, first multi-homer game of his career, against Portland (March 7) ... Named SEC Player of the Week (March 10) after powering Arkansas to double midweek sweep against ULM (March 4-5) and weekend series sweep against Portland (March 7-9) ... Hit a walk-off three-run homer in Arkansas' run-rule win against South Carolina (March 21) ... All-SEC honoree as a sophomore in 2024 ... Started all 60 games at shortstop, the only Hog to start every game ... Slashed .270/.355/.485 with a team-leading 14 homers and a team-high 56 RBI ... 64 hits, including nine doubles ... 15 multi-hit games and tied for the team lead in multi-RBI games with 11 ... Season-long hitting streak of 14 games ... Team-leading 31-game reached base streak ... Team leader in stolen bases (7-for-7) ... In SEC play, slashed .258/.341/.492 with a team-leading eight homers and 21 RBI in 30 games.

**#4 JUSTIN THOMAS JR.** **LF** **JR.** **.284/.432/.522**

Has played in 27 games with 22 starts (18 in center field, four in left field) ... Slashing .284/.432/.522 with four home runs, 13 RBI and 15 walks ... Four multi-walk games on the season, including one three-walk game against Washington State (Feb. 17) ... Second on the team in stolen bases (4-for-7) ... Spent one season at Florida SouthWestern State (2024) ... As a sophomore in 2024, slashed .393/.514/.699 with 14 homers and 49 RBI in 58 games ... Team-leading 86 runs ... Had 86 hits, including 21 doubles and two triples ... Drew 44 walks ... 35-of-42 (83.3%) on stolen base attempts ... Began career at Georgia (2023).

**#24 CHARLES DAVALAN** **CF** **SO.** **.402/.489/.667**

Has played in 29 games with 28 starts (17 in left field, 11 in center field) ... Slashing .402/.489/.667 with nine homers and 28 RBI ... Team leader in hits (47) and runs scored (44) ... 17 walks to 9 strikeouts ... Hit his first homer of the season in the series opener against Charlotte (Feb. 28) ... Hit his first homer of SEC play at #13 Ole Miss (March 14) ... Go-ahead two-run homer in game two of the SEC Opening Weekend series at #13 Ole Miss (March 15) ... First career multi-homer game in the series finale at #14 Vanderbilt (March 30) ... FGCU transfer ... As a true freshman at FGCU in 2024, slashed .288/.413/.514 with 10 homers and 37 RBI in 56 games ... Scored a team-leading 66 runs ... Totaled 64 hits, including 16 doubles and two triples ... Drew 28 walks and was hit by 20 pitches ... 13-for-18 on stolen base attempts ... Team-leading five sacrifice hits ... Native of Montreal, Quebec, Canada.

**#22 LOGAN MAXWELL** **RF** **SR.** **.373/.485/.687**

Has played in 23 games with 23 starts (13 in right field, six in left field, four as designated hitter) ... Slashing .373/.485/.663 with a career-high eight home runs and 17 RBI ... Connected on his first homer of the season in the series opener against Charlotte (Feb. 28) ... Hit his second homer in as many days in the series-clinching win against Charlotte (March 1) ... Walk-off RBI single in the series finale against Charlotte (March 2) ... Homered in back-to-back games at #13 Ole Miss (March 14-15) ... TCU transfer ... As a junior in 2024, earned All-Big 12 honors ... Started all 46 games played in 23 in left field, 23 as designated hitter ... Slashed .335/.447/.482 with three homers and 35 RBI ... 57 hits, including a team-leading 12 doubles and two triples ... Drew 30 walks ... 10-for-12 on stolen base attempts ... 14 multi-hit games and five multi-RBI performances ... Defensively, posted a perfect 1.000 fielding percentage in 33 total chances ... In Big 12 play, slashed .327/.443/.515 with six doubles, two triples, three home runs and 17 RBI.

**#25 KUHIO ALOY** **DH** **SO.** **.373/.471/.696**

Younger brother of INF Wehiwa Aloy ... Has played in 26 games with 25 starts (all as designated hitter) ... Slashing .373/.471/.696 with nine doubles, eight home runs and 38 RBI ... In his Razorback debut against Washington State (Feb. 14), went 2-for-3 with a double, home run and three RBI ... Homered in the same inning as his brother, Wehiwa, vs. Kansas State (Feb. 21) in the Amegy Bank College Baseball Series at Globe Life Field in Arlington, Texas, before connecting on back-to-back homers at #13 Ole Miss (March 15) ... Hit a pinch-hit two-run double vs. #22 TCU (Feb. 22) in the Amegy Bank College Baseball Series at Globe Life Field in Arlington, Texas ... Career-high four hits against Grambling (Feb. 25) ... Career-high six RBI against ULM (March 4) ... Totaled 10 RBI in double midweek series against ULM (March 4-5) ... BYU transfer ... As a true freshman in 2024, earned Big 12 All-Freshman honors after slashing .269/.329/.447 with eight homers and 38 RBI in 52 games.

## THE BENCH

**#5 KENDALL DIGGS** **OF** **SR.**

Has played in 19 games with 13 starts (all in right field) ... Slashing .186/.300/.419 with two home runs and seven RBI ... As a junior in 2024, one of the Hogs' three team captains ... Played in 55 games with 54 starts (53 in right field, one as designated hitter) ... Slashed .229/.346/.395 with seven homers and 34 RBI through an injury-plagued year ... Scored 35 runs ... Totaled 47 hits, including 11 doubles and one triple ... Finished fourth on the Hogs in RBI (34) and fifth in runs scored (35) ... Drew 34 walks, good for third most on the team ... As a sophomore in 2023, earned All-SEC honors at designated hitter/utility after slashing .299/.436/.547 with 12 home runs and a team-high 63 RBI in 58 games ... Finished as the team leader in RBI (63) ... Scored 51 runs, tied for second most on the Hogs ... Racked up the team's second-most hits (60), including 12 doubles and 1 triple.

**#6 GABE FRASER** **INF** **FR.**

Has played in 12 games with three starts (three at second base, one at third base) ... Made his first career start at second base vs. #22 TCU (Feb. 22) in the Amegy Bank College Baseball Series at Globe Life Field in Arlington, Texas ... Recorded his first career hit on a bunt single against Charlotte (March 2) ... Hit a grand slam for his first collegiate home run against Missouri State (March 25) ... Attended Orange Lutheran High School in Orange, Calif. ... Ranked by Perfect Game as the No. 144 overall prospect and the No. 37 shortstop in the class of 2024 ... No. 19 overall prospect and No. 3 shortstop in California by Perfect Game ... Father, Joe, played for legendary head coach Augie Garrido at Cal State Fullerton and was a member of the national championship-winning 1995 Titans squad, the first No. 1 seed to win the College World Series, before being selected by the Minnesota Twins in the 27th round of the 1995 MLB Draft.

**#1 ROCCO PEPPI** **INF/OR** **R-SR.**

Has played in 13 games with 11 starts (10 at first base, one in right field) ... Fresno State transfer ... As a redshirt junior at Fresno State in 2024, played in 56 games with 53 starts ... Slashed .327/.392/.602 with a team-leading 14 homers and 56 RBI ... Totaled 69 hits, including 16 doubles ... Hit by a team-leading 20 pitches ... 6-of-9 on stolen base attempts ... Defensively, posted a perfect 1.000 fielding percentage in 61 total chances with four outfield assists ... In league play, slashed .304/.388/.626 with a team-leading 10 homers and 29 RBI in 29 games.

**#17 ZANE BECKER** **C** **FR.**

Has played in 12 games with five starts at catcher ... 7-for-20 with three doubles, four RBI and a stolen base ... Made his first collegiate start against Washington State (Feb. 15), collecting a pair of doubles and driving in a run ... Attended Flower Mound High School in Flower Mound, Texas ... Ranked by Perfect Game as the No. 386 overall prospect and the No. 41 catcher in the class of 2024 ... No. 34 overall prospect and No. 4 catcher in Texas by Perfect Game.

**#18 REESE ROBINETT** **INF** **R-SO.**

Has played in 10 games ... Drew a walk against Washington State (Feb. 17) ... Redshirted in 2024 ... As a true freshman in 2023, played in 14 games with five starts (three at first base, two at third base) ... Slashed .240/.269/.480 (6-for-25) with two homers and seven RBI ... Made his SEC debut as a pinch hitter at #1 LSU (March 24, 2023) and hit a three-run homer.

**#28 CARSON BOLES** **OF** **SR.**

Has played in 11 games with four starts (two in left field, two in right field) ... 6-for-16 with three doubles, four RBI and eight walks ... Made his SEC debut as a pinch hitter at #13 Ole Miss (March 16) and collected a single ... Spent three seasons at Lincoln Memorial (2022-24) ... Named a unanimous first-team Division II All-American as a junior in 2024 after slashing .475/.572/.863 with 15 homers and 68 RBI ... Tallied a team-leading 87 hits, including 24 doubles and one triple ... Third in Division II in batting average (.475) and doubles (24).

**#42 MICHAEL ANDERSON** **INF** **JR.**

Has played in one game with one start at first base ... Rhode Island transfer ... As a sophomore in 2024, was a team captain and played in 47 games with 45 starts ... Slashed .252/.411/.574 with 13 homers, second most on the team, and a team-high 41 RBI ... In 2023, earned Freshman All-America honors from Collegiate Baseball after starting all 52 games and slashing .316/.396/.555 with 10 homers and 43 RBI.



ON THE MOUND



#26 RHP TATE MCGUIRE

SO.

0-2, 3.97 ERA, 11.1 IP, 3 BB, 9 SO

Last Start: N/A

Eight appearances on the mound (all in relief) this season ... Owns a 3.97 ERA over 11.1 innings of work ... Has tallied nine strikeouts while limiting opposing hitters to a .196 batting average ... Set to make first career start in the Razorbacks' midweek matchup against Grambling (April 1) at CHI St. Vincent Field at Dickey-Stephens Park in North Little Rock, Ark. ... Made his first appearance of the season in relief against Washington State (Feb. 14) in the Opening Day doubleheader, striking out one in a scoreless inning of work ... Record a season-high two strikeouts over two shutout frames in relief against ULM (March 5) ... Worked a career-long 3.0 shutout innings in relief against Oral Roberts (March 19), matching his season high in strikeouts with two in the process ... As a true freshman in 2024, made two relief appearances on the mound as a true freshman ... Recorded a 5.40 ERA and four strikeouts in 1.2 innings of work on the year ... Allowed one run on three hits and two walks ... Made his collegiate debut against James Madison (Feb. 18), tossing 0.2 innings and carding his first career strikeout in the outing ... Final appearance of the season came against Grambling (Feb. 27), racking up a season-high three strikeouts in an inning of work.

PITCHER BREAKDOWN

	W-L-S	ERA	IP	H	R	ER	BB	SO
Starters	12-1-0	3.98	122.0	98	55	54	41	153
Relievers	13-2-9	3.24	114.0	104	46	41	35	123


THE HOG PEN

Pitcher	Last App.	IP	H	R	ER	BB	SO	HR	RI/S	---- Season Totals ----		
										RI/S	SV	Ret./1BF (BB)
Landon Beidelschies	TCU (2/22)	2.2	1	0	0	1	0	0	0/0	0/0	0	1/1 (0)
Ben Bybee	MOST (3/25)	1.2	4	3	2	0	2	1	0/0	0/0	0	2/5 (0)
Dylan Carter	VU (3/28)	1.0	0	0	0	1	1	0	0/0	4/1	0	5/10 (0)
Parker Coil	SCH (3/23)	2.0	2	0	0	1	1	0	2/2	7/3	0	6/10 (0)
Steele Eaves	ORU (3/19)	1.0	0	0	0	1	1	0	0/0	0/0	0	1/3 (0)
Colin Fisher	OM (3/16)	0.2	3	3	3	2	0	1	0/0	0/0	0	4/5 (0)
Christian Foutch	SC (3/23)	0.0	1	2	2	0	0	0	0/0	1/0	3	4/8 (1)
Cole Giber	MOST (3/25)	2.1	3	3	3	1	7	0	0/0	0/0	0	4/6 (0)
Aiden Jimenez	VU (3/29)	3.1	3	1	1	0	4	0	1/0	8/1	1	7/9 (0)
Will McEntire	MOST (3/25)	0.0	3	3	2	1	0	0	2/2	4/3	1	6/9 (0)
Tate McGuire	MOST (3/25)	1.2	1	1	1	1	1	1	3/1	9/3	1	6/8 (0)
Carson Wiggins	VU (3/29)	1.0	0	1	1	2	1	0	1/0	1/0	3	7/8 (0)
TEAM TOTALS										34/11	9	53/82 (1)

**Bullpen Notes:** Three of Arkansas' nine saves this season are of the multi-inning variety ... Five different Razorback relief pitchers have recorded at least one save ... **RHP Carson Wiggins** (3) is tied for the team lead in saves, recording Arkansas' first save of the year and the first save of his career against Washington State (Feb. 15) ... Wiggins has also recorded saves against Charlotte (March 1) and Portland (March 9) ... With two more saves, Wiggins will become the sixth Arkansas freshman pitcher since 2003 to record five or more saves in a season, joining with RHP Gage Wood (5, 2023), RHP Brady Tygart (8, 2022), RHP Nolan Sanburn (8, 2011) and RHP DJ Baxendale (7, 2010) ... **RHP Christian Foutch** (3) is tied for the team lead in saves ... He secured Arkansas' first multi-inning save of the season vs. #22 TCU (Feb. 22) in the Amegy Bank College Baseball Series at Globe Life Field in Arlington, Texas ... Foutch has also recorded saves against Charlotte (Feb. 28) and Oral Roberts (March 18) ... **RHP Tate McGuire** (1) recorded a one-out save vs. Michigan (Feb. 23) in the Amegy Bank College Baseball Series at Globe Life Field in Arlington, Texas, notching his first career save in the process ... **RHP Aiden Jimenez** (1) struck out a career high-tying six and locked down a three-inning save, Arkansas' second multi-inning save of the season, at #13 Ole Miss (March 15) to log his first save of the season ... **RHP Will McEntire** (1) earned his first save of the season and eighth of his career against South Carolina (March 22), firing three shutout innings with a strikeout to record the Razorbacks' third multi-inning save of the year.



**Christian Foutch**, named to the preseason watch list for the NCBWA Stopper of the Year Award, posted a 1-0 record with a 0.81 ERA, 20 strikeouts and one save over 22.1 innings in 2024.



**Will McEntire** made a team-high 30 appearances in 2024, going 5-0, 4.83 ERA and 65 strikeouts in 54.0 innings. He logged four saves, including two of the multi-inning variety.



**Parker Coil** made 16 relief appearances on the mound during his sophomore campaign in 2024, recording a 7.23 ERA with 23 strikeouts over 18.2 innings of work on the year.

## RECORD RUNDOWN

Overall.....	26-3
vs. top-5 teams.....	0-0
vs. top-10 teams.....	0-0
vs. top-25 teams.....	6-1
vs. unranked teams.....	20-2
At home.....	19-1
On the road.....	5-1
At neutral sites.....	2-1
In day games.....	20-1
In night games.....	6-2
In extra innings.....	2-1
In white uniforms.....	8-2
In cardinal uniforms.....	5-1
In cream uniforms.....	3-0
In grey uniforms.....	6-0
In pinstripe uniforms.....	4-0
vs. teams over .500.....	14-1
vs. teams .500 or worse.....	11-2
vs. right-handed starter.....	18-1
vs. left-handed starter.....	8-2
vs. both-handed starter.....	0-0
When starter receives decision.....	13-1
When reliever receives decision.....	13-2
When starter goes 5+ innings.....	16-1
When starter goes less than 5 innings.....	10-2
When scoring first.....	18-0
When scoring in 1st inning.....	9-0
When opponent scores first.....	8-3
When leading after 6 innings.....	22-1
When trailing after 6 innings.....	2-1
When tied after 6 innings.....	2-1
When leading after 7 innings.....	12-1
When trailing after 7 innings.....	1-2
When tied after 7 innings.....	4-0
When leading after 8 innings.....	14-1
When trailing after 8 innings.....	1-2
When tied after 8 innings.....	2-0
In one-run games.....	4-2
In two-run games.....	3-0
In five-run or more games.....	14-0
In run-rule games.....	9-0
Weekend series W-L-T.....	6-0-0
Weekend series sweeps/times swept.....	5/0
When scoring 10+ runs.....	14-1
Shutouts/times shut out.....	3/0
When opponent scores 5 runs or less.....	23-1
When opponent scores 6 runs or more.....	3-2
When collecting 0-3 hits.....	1-0
When collecting 4-6 hits.....	2-0
When collecting 7-9 hits.....	7-1
When collecting 10-12 hits.....	6-1
When collecting 13+ hits.....	10-1
When out-hitting opponent.....	19-1
When out-hit by opponent.....	5-2
When hits are equal.....	2-0
When hitting a home run.....	22-3
When opponent hits a home run.....	11-2
When errorless.....	19-1
When committing one error.....	4-1
When committing 2 errors.....	3-1
When committing 3+ errors.....	0-0
When opponent is errorless.....	5-2
vs. SEC opponents (all games).....	8-1
vs. non-conference opponents (all games).....	18-2
In midweek games.....	6-1
In rubber games.....	1-0
Game 1 of weekend series.....	5-1
Game 2 of weekend series.....	6-0
Game 3 of weekend series.....	6-0
Game 4 of weekend series.....	1-0
In February.....	8-1
In March.....	18-2
In April.....	0-0
In May.....	0-0
In June.....	0-0

## MULTI-HIT GAMES

Name	2	3	4	5+	Total
Wehiwa Aloy	9	4	1	-	14
Charles Davalan	8	4	2	-	14
Kuhio Aloy	8	2	1	-	11
Cam Kozeal	9	2	-	-	11
Logan Maxwell	7	3	-	-	10
Brent Iredale	6	2	-	-	8
Ryder Helfrick	2	1	-	-	3
Rocco Peppi	3	-	-	-	3
Nolan Souza	3	1	-	-	3
Justin Thomas Jr.	3	-	-	-	3
Zane Becker	1	-	-	-	1
Carson Boles	1	-	-	-	1
Gabe Fraser	1	-	-	-	1
<b>TEAM</b>	<b>60</b>	<b>19</b>	<b>4</b>	<b>0</b>	<b>83</b>

## CAREER MULTI-HIT GAMES

Name	'22	'23	'24	'25	Total
Rocco Peppi	23	17	17	3	60
Wehiwa Aloy	-	30	15	14	59
Logan Maxwell	3	6	14	10	33
Charles Davalan	-	-	17	14	31
Michael Anderson	-	18	9	-	28
Kendall Diggs	2	14	12	-	28
Kuhio Aloy	-	-	12	11	23
Cam Kozeal	-	-	12	11	23
Nolan Souza	-	-	7	3	10
Brent Iredale	-	-	-	8	8
Ryder Helfrick	-	-	-	3	3
Justin Thomas Jr.	-	-	-	3	3
Zane Becker	-	-	-	1	1
Carson Boles	-	-	-	1	1
Gabe Fraser	-	-	-	1	1
Reese Robinett	-	1	-	-	1

## MULTI-RBI GAMES

Name	2	3	4	5+	Total
Kuhio Aloy	4	4	1	1	10
Wehiwa Aloy	5	1	3	1	10
Charles Davalan	5	3	1	-	9
Brent Iredale	2	3	2	2	9
Cam Kozeal	3	2	-	1	6
Logan Maxwell	5	-	-	-	5
Nolan Souza	3	2	-	-	5
Ryder Helfrick	2	2	-	-	4
Justin Thomas Jr.	4	-	-	-	4
Carson Boles	2	-	-	-	2
Kendall Diggs	2	-	-	-	2
Rocco Peppi	1	-	1	-	2
Zane Becker	-	1	-	-	1
Gabe Fraser	-	-	1	-	1
<b>TEAM</b>	<b>38</b>	<b>18</b>	<b>9</b>	<b>5</b>	<b>70</b>

## HITTING STREAKS

Name	Longest	Current
Kuhio Aloy	12	-
Charles Davalan	12	12
Wehiwa Aloy	10	-
Cam Kozeal	8	8
Justin Thomas Jr.	6	6
Logan Maxwell	6	5
Kendall Diggs	5	-
Brent Iredale	5	2
Nolan Souza	5	1
Ryder Helfrick	5	-
Rocco Peppi	4	4
Carson Boles	3	1
Zane Becker	2	2
Gabe Fraser	1	1

## REACHED BASE STREAKS

Name	Longest	Current
Brent Iredale	25	3
Charles Davalan	23	23
Logan Maxwell	23	23
Wehiwa Aloy	16	-
Cam Kozeal	14	14
Kuhio Aloy	12	-
Kendall Diggs	11	-
Justin Thomas Jr.	8	8
Carson Boles	8	1
Ryder Helfrick	7	7
Nolan Souza	6	1
Rocco Peppi	5	5
Zane Becker	2	2
Reese Robinett	1	-
Gabe Fraser	1	1

## CAREER HOME RUNS

Name	Solo	2R	3R	GS	Total
Wehiwa Aloy	19	10	6	3	38
Rocco Peppi	13	8	2	2	25
Kendall Diggs	10	5	7	2	24
Michael Anderson	13	6	2	2	23
Charles Davalan	12	5	1	1	19
Kuhio Aloy	7	4	3	2	16
Logan Maxwell	7	6	-	-	13
Nolan Souza	6	2	2	1	11
Cam Kozeal	5	3	2	-	10
Brent Iredale	2	2	4	1	9
Ryder Helfrick	8	-	-	-	8
Justin Thomas Jr.	3	2	-	-	5
Reese Robinett	1	-	1	-	2
Gabe Fraser	-	-	-	1	1

## HOME RUN BREAKDOWN

Total.....	65
at Baum-Walker Stadium.....	45
on the Road.....	17
Neutral Site.....	3
vs. RHP.....	51
vs. LHP.....	14
w/ 0 Outs.....	23
w/ 1 Out.....	19
w/ 2 Outs.....	23
Solo.....	29
Two-Run.....	22
Three-Run.....	10
Grand Slam.....	4
Leadoff.....	11
Back-To-Back.....	5
Walk-Off.....	5
Pinch-Hit.....	0
Before 7th Inning.....	47
7th Inning and Beyond.....	18
Current Streak of Consecutive Games with HR.....	8
Longest Streak of Consecutive Games with HR.....	9
Opponent HR Total.....	23
Last HR Given Up.....	3R
Current Streak of No HR Allowed.....	0
Longest Stretch without HR Allowed.....	5

## COMEBACKS

defined as any win when trailing after an inning

Date / Opponent	Score (Inn.)	Final
Feb. 22 / #22 TCU	0-1 (6)	W, 2-1
Feb. 28 / Charlotte	1-5 (3)	W, 11-10
March 15 / at #13 Ole Miss	1-2 (4)	W, 12-3
March 16 / at #13 Ole Miss	8-9 (8)	W, 12-9
March 30 / at #14 Vanderbilt	2-3 (7)	W, 7-3

## BLOWN LEADS

defined as any loss when leading after an inning

Date / Opponent	Score (Inn.)	Final
March 25 / Missouri State	13-8 (8)	L, 14-13 (10)



## TEAM GAME HIGHS

### Team Batting

At bats:	44	at #13 Ole Miss (March 16)
	44	vs. Missouri State (March 25)
Runs scored:	20	vs. Portland (March 7)
Hits:	16	at #13 Ole Miss (March 16)
	16	vs. Missouri State (March 25)
RBI:	19	vs. Portland (March 7)
Doubles:	6	vs. Washington State (Feb. 14)
Triples:	1	(4 times)
Home runs:	5	vs. Portland (March 7)
	5	at #13 Ole Miss (March 15)
	5	vs. South Carolina (March 23)
Total bases:	32	vs. Portland (March 7)
Walks:	13	vs. ULM (March 5)
Strikeouts:	14	at #13 Ole Miss (March 14)
Sac hits:	2	vs. South Carolina (March 23)
	2	at #14 Vanderbilt (March 29)
Sac flies:	2	vs. Washington State (Feb. 14)
	2	vs. Grambling (Feb. 25)
	2	at #13 Ole Miss (March 15)
Stolen bases:	3	vs. Washington State (Feb. 14)
Hit by pitch:	4	vs. South Carolina (March 22)
Caught stealing:	2	vs. Charlotte (March 2)
	2	vs. Oral Roberts (March 19)
Runners LOB:	12	vs. Grambling (Feb. 25)
	12	vs. Oral Roberts (March 18)
Hit into DP:	3	vs. Oral Roberts (March 18)

### Fielding

Putouts:	30	vs. Washington State (Feb. 14)
	30	vs. Missouri State (March 25)
	30	at #14 Vanderbilt (March 29)
Assists:	14	vs. Kansas State (Feb. 21 in Arlington, Texas)
	14	vs. South Carolina (March 23)
Errors:	2	(4 times)
Passed balls:	1	vs. Michigan (Feb. 23 in Arlington, Texas)
	1	vs. Charlotte (Feb. 28)
	1	at #14 Vanderbilt (March 29)
DPs turned:	3	vs. South Carolina (March 22)

### Pitching

Innings pitched:	10.0	vs. Washington State (Feb. 14)
	10.0	vs. Missouri State (March 25)
	10.0	at #14 Vanderbilt (March 29)
Runs allowed:	14	vs. Missouri State (March 25)
Earned runs:	12	vs. Missouri State (March 25)
Walks allowed:	8	at #13 Ole Miss (March 16)
Strikeouts:	19	vs. Missouri State (March 25)
Hits allowed:	15	vs. Charlotte (Feb. 28)
Doubles allowed:	6	at #13 Ole Miss (March 14)
Triples allowed:	1	vs. Washington State (Feb. 15)
	1	vs. Charlotte (Feb. 28)
	1	vs. Portland (March 7)
Homers allowed:	4	at #13 Ole Miss (March 16)
	4	vs. Missouri State (March 25)
Wild pitches:	3	vs. Michigan (Feb. 23 in Arlington, Texas)
	3	vs. Charlotte (Feb. 28)
Hit batters:	3	vs. Charlotte (Feb. 28)
	3	vs. UCA (March 11)

## INDIVIDUAL GAME HIGHS

### Individual Batting

At bats:	6	(5 times)
Runs scored:	5	Wehiwa Aloy vs. Portland (March 7)
Hits:	4	(4 times)
RBI:	8	Brent Iredale vs. Portland (March 7)
Doubles:	2	(4 times)
Triples:	1	(4 times)
Home runs:	2	(7 times)
Total bases:	10	Brent Iredale vs. Portland (March 7)
Walks:	3	Justin Thomas Jr. vs. Washington State (Feb. 17)
	3	Brent Iredale vs. Grambling (Feb. 25)
	3	Nolan Souza vs. South Carolina (March 23)
Strikeouts:	3	(10 times)
Sac hits:	1	(10 times)
Sac flies:	1	(12 times)
Stolen bases:	1	(22 times)
Hit by pitch:	2	Wehiwa Aloy vs. Washington State (Feb. 14)
	2	Brent Iredale vs. Oral Roberts (March 19)
	2	Logan Maxwell vs. South Carolina (March 22)
Caught stealing:	1	(9 times)
Runners LOB:	5	Charles Davalan vs. Grambling (Feb. 25)
	5	Cam Kozeal vs. Oral Roberts (March 18)
	5	Cam Kozeal vs. Oral Roberts (March 19)

### Fielding

Putouts:	17	Zane Becker vs. Missouri State (March 25)
Assists:	6	Wehiwa Aloy vs. South Carolina (March 22)
Errors:	2	Wehiwa Aloy vs. Michigan (Feb. 23 in Arlington, Texas)
Passed balls:	1	Zane Becker vs. Michigan (Feb. 23 in Arlington, Texas)
	1	Ryder Helfrick vs. Charlotte (Feb. 28)
	1	Ryder Helfrick at #14 Vanderbilt (March 29)

### Pitching

Innings pitched:	7.2	Zach Root at #14 Vanderbilt (March 28)
Runs allowed:	9	Gabe Gaeckle vs. Charlotte (Feb. 28)
Earned runs:	9	Gabe Gaeckle vs. Charlotte (Feb. 28)
Walks allowed:	4	Gabe Gaeckle vs. Kansas State (Feb. 21 in Arlington, Texas)
Strikeouts:	10	Zach Root vs. #22 TCU (Feb. 22 in Arlington, Texas)
	10	Zach Root vs. Portland (March 8)
Hits allowed:	10	Gabe Gaeckle vs. Charlotte (Feb. 28)
	10	Zach Root at #13 Ole Miss (March 14)
Doubles allowed:	4	Zach Root at #13 Ole Miss (March 14)
Triples allowed:	1	Gage Wood vs. Washington State (Feb. 15)
	1	Gabe Gaeckle vs. Charlotte (Feb. 28)
	1	Gabe Gaeckle vs. Portland (March 7)
Homers allowed:	2	(4 times)
Wild pitches:	2	(5 times)
Hit batters:	2	Christian Foutch vs. Charlotte (Feb. 28)
	2	Landon Beidelschies at #14 Vanderbilt (March 30)



**Zach Root** has matched his career high in strikeouts (10) twice this season: vs. #22 TCU (Feb. 22) in the Amegy College Baseball Series at Globe Life Field in Arlington, Texas & vs. Portland (March 8).

## THE LAST TIME AN ARKANSAS PLAYER...

4 hits in a game.....	Charles Davalan at #13 Ole Miss, March 15, 2025
5 hits in a game.....	Peyton Stovall vs. Missouri State, May 1, 2024
6 hits in a game.....	Jeremy Jackson vs. Northeastern (Okla.), April 16, 1997
Multiple hits in six or more consecutive games .....	Charles Davalan at #13 Ole Miss, vs. Oral Roberts & vs. South Carolina, March 14-21, 2025
2 hits in an inning.....	Ryder Helfrick (1B, 1B) & Wehiwa Aloy (2B, 3B) vs. Oral Roberts (4th), March 19, 2025
2 doubles in an inning.....	Harold Coll vs. SEMO (6th), March 21, 2023
2 extra-base hits in an inning.....	Wehiwa Aloy (2B, 3B) vs. Oral Roberts (4th), March 19, 2025
Reached base twice in an inning .....	Nolan Souza (BB, BB) vs. South Carolina (8th), March 23, 2025
2 doubles in a game.....	Wehiwa Aloy vs. South Carolina, March 22, 2025
3 doubles in a game.....	Trevor Ezell vs. TCU (NCAA Regional), June 1, 2019
4 doubles in a game.....	Rodney Nye vs. Louisiana Tech, March 31, 1998
3 consecutive at-bats with a double .....	Hudson White vs. James Madison, Feb. 17-18, 2024
3 consecutive games with a double .....	Jared Sprague-Lott vs. Oklahoma State, Michigan & Grambling, Feb. 24-27, 2024
Led off a game with a triple.....	Braydon Webb vs. #2 Stanford (College World Series), June 18, 2022
2 triples in a game.....	Jax Biggers vs. Auburn (SEC Tournament), May 25, 2017
Led off a game with a home run.....	Peyton Stovall vs. Texas Tech, April 17, 2024
2 home runs in a game .....	Charles Davalan (2R, Solo) at #14 Vanderbilt, March 30, 2025
3 home runs in a game .....	Chad Spanberger (Solo, 2R, GS) vs. Auburn (SEC Tournament), May 25, 2017
2 home runs in an SEC Tournament game.....	Peyton Holt (3R, Solo) vs. #2 Kentucky (SEC Tournament), May 23, 2024
2 home runs in an NCAA Tournament game .....	Ben McLaughlin (3R, 3R) & Hudson White (Solo, 3R) vs. SEMO (NCAA Regional), May 31, 2024
Grand slam.....	Gabe Fraser vs. Missouri State, March 25, 2025
Grand slam in consecutive games .....	Cayden Wallace vs. UIC, March 12-13, 2022
Grand slam in an SEC Tournament game.....	Jared Wegner vs. Texas A&M (SEC Tournament), May 24, 2023
HR in consecutive at-bats.....	Cam Kozeal at #14 Vanderbilt, March 28, 2025
HR in 2 straight games.....	Cam Kozeal at #14 Vanderbilt, March 28-29, 2025
HR in 3 straight games.....	Kendall Diggs vs. Oral Roberts & Missouri, March 12-16, 2024
HR in 4 straight games .....	Jace Bohrofen vs. Little Rock & #16 Tennessee, April 11-15, 2023
HR in 5 straight games.....	Aaron Murphree vs. OSU, South Dakota State & Siena, March 2-8, 2008
HR in 6 straight games .....	Aaron Murphree vs. OSU, South Dakota State & Siena, March 2-9, 2008
Pinch-hit home run .....	Reese Robinett at #1 LSU, March 24, 2023
Pinch-hit home run in an SEC game.....	Reese Robinett at #1 LSU, March 24, 2023
Pinch-hit home run in an NCAA Tournament game .....	Charlie Welch vs. #19 Nebraska (NCAA Regional), June 7, 2021
Back-to-back home runs .....	Wehiwa Aloy (Solo) & Kuhio Aloy (Solo) at #13 Ole Miss, March 15, 2025
Back-to-back-to-back home runs .....	Charles Davalan (2R), Wehiwa Aloy (Solo) & Kuhio Aloy (Solo) at #13 Ole Miss, March 15, 2025
Walk-off home run (non-run rule).....	Kendall Diggs vs. Texas A&M (SEC Tournament), May 24, 2023
Walk-off home run in an SEC game .....	Kendall Diggs vs. Ole Miss, April 30, 2022
Walk-off home run in an SEC Tournament game .....	Kendall Diggs vs. Texas A&M (SEC Tournament), May 24, 2023
Inside-the-park home run.....	Casey Martin vs. Kentucky, May 3, 2019
Hit a home run from both sides of the plate in a game .....	Dylan Leach vs. UCA, April 5, 2022
Hit for the cycle.....	Dylan Leach vs. UCA, April 5, 2022
4 runs in a game .....	Charles Davalan vs. ULM, March 5, 2025
5 runs in a game .....	Wehiwa Aloy vs. Portland, March 7, 2025
6 runs in a game .....	Trevor Ezell vs. Grambling, April 30, 2019
4 RBI in a game.....	Gabe Fraser vs. Missouri State, March 25, 2025
5 RBI in a game.....	Cam Kozeal at #14 Vanderbilt, March 28, 2025
6 RBI in a game.....	Kuhio Aloy vs. ULM, March 4, 2025
7 RBI in a game.....	Chad Spanberger vs. Auburn (SEC Tournament), May 25, 2017
8 RBI in a game.....	Brent Iredale vs. Portland, March 7, 2025
9 RBI in a game (program record).....	Ryan Lundquist vs. Central Missouri St., March 4, 1997



## THE LAST TIME AN ARKANSAS PLAYER...

2 walks in an inning.....	Nolan Souza vs. South Carolina (8th), March 23, 2025
4 walks in a game.....	Braydon Webb vs. Mississippi State, April 1, 2022
5 walks in a game (program record).....	Jared Wegner vs. Louisiana Tech, March 12, 2023
Hit by 2 pitches in an inning.....	Logan Maxwell vs. South Carolina (1st), March 22, 2025
2 stolen bases in a game.....	Tavian Josenberger vs. #17 TCU (NCAA Fayetteville Regional), June 5, 2023
3 stolen bases in a game.....	Andrew Benintendi vs. Stephen F. Austin, April 15, 2015
4 stolen bases in a game.....	Logan Forsythe vs. Ole Miss, May 19, 2007
Stole home.....	Bobby Wernes vs. Ole Miss, March 28, 2015
2 errors in a game.....	Parker Rowland at #23 Auburn, March 22, 2024
3 errors in a game.....	Bobby Wernes at LSU, April 12, 2014
4 errors in a game.....	Chris Shaddy vs. TCU, April 27, 1980
No-hitter (9 innings).....	Scott Roehl vs. Kansas St., March 20, 2001
Combined no-hitter (9 innings).....	Nick Schmidt (6.0 IP), Brian McLelland (1.0 IP) & Devin Collis (2.0 IP) vs. Oklahoma State, February 12, 2006
Combined no-hitter (7 innings).....	Dominic Taccolini (2.0 IP), Matt Cronin (3.0 IP) & Josh Alberius (2.0 IP) vs. Auburn (SEC Tournament), May 25, 2017
1-hitter (9 innings).....	Brett Eibner vs. Georgia, April 19, 2009
1-hitter (7 innings).....	Trevor Stephan (7.0 IP) at Tennessee, May 6, 2017
Combined 1-hitter (9 innings).....	Brady Tygart (4.2 IP) & Will McEntire (4.1 IP) vs. Missouri, March 16, 2024
Combined 1-hitter (7 innings).....	Colin Fisher (2.0 IP), Tate McGuire (3.0 IP), Dylan Carter (1.0 IP) & Steele Eaves (1.0) vs. Oral Roberts, March 19, 2025
2-hitter (9 innings).....	Keaton McKinney vs. Alabama (SEC Tournament), May 2, 2014
2-hitter (7 innings).....	Kacey Murphy vs. Florida (SEC Tournament), May 27, 2017
Combined 2-hitter (9 innings).....	Ben Bybee (5.0 IP), Christian Foutch (1.0 IP), Gage Wood (1.0 IP), Hunter Dietz (0.1 IP) & Stone Hewlett (1.2 IP) vs. San Jose State, April 9, 2024
Combined 2-hitter (7 innings).....	Ben Bybee (3.0 IP), Dylan Carter (2.0 IP), Christian Foutch (1.0 IP) & Stone Hewlett (1.0 IP) vs. Little Rock, March 26, 2024
3-hitter (9 innings).....	Will McEntire (9.0 IP) vs. Louisiana Tech, March 11, 2023
3-hitter (7 innings).....	N/A
Combined 3-hitter (9 innings).....	Zach Root (7.2 IP), Aiden Jimenez (0.1 IP) & Dylan Carter (1.1 IP) at #14 Vanderbilt, March 28, 2025
Combined 3-hitter (7 innings).....	Ben Bybee (2.0 IP), Gage Woof (2.0 IP), Ben McLaughlin (1.0 IP), Christian Foutch (1.0 IP) & Parker Coil (1.0 IP) vs. Omaha, March 28, 2023
Complete game (9 innings).....	Hunter Hollan vs. #6 South Carolina, May 14, 2023
Complete game (7 innings).....	Zach Root vs. South Carolina, March 21, 2025
Complete game (10 innings).....	Dominic Taccolini at #12 Kentucky, April 22, 2016
Complete-game shutout (9 innings).....	Dominic Taccolini at #12 Kentucky, April 22, 2016
Complete-game shutout (7 innings).....	Kacey Murphy vs. Florida (SEC Tournament), May 27, 2017
10-inning or more start.....	Dominic Taccolini at #12 Kentucky (10 innings), April 22, 2016
Had 10 strikeouts.....	Zach Root vs. Portland, March 8, 2025
Had 11 strikeouts.....	Hagen Smith #14 Mississippi State, May 10, 2024
Had 12 strikeouts.....	Hagen Smith at #23 Auburn, March 21, 2024
Had 13 strikeouts.....	Isaiah Campbell vs. Stony Brook, March 1, 2019
Had 14 strikeouts.....	Hagen Smith at #5 Texas A&M, May 16, 2024
Had 15 strikeouts.....	Nick Schmidt vs. Auburn, May 18, 2006
Had 16 strikeouts.....	David Walling vs. Eastern Illinois, Feb. 20, 1998
Had 17 strikeouts (program record).....	Hagen Smith vs. #7 Oregon State, Feb. 23, 2024
Had 10 or more strikeouts in two consecutive outings.....	Hagen Smith vs. #14 Mississippi State (11) & at #5 Texas A&M (14), May 10-16, 2024
Had 10 or more strikeouts in three consecutive outings.....	Hagen Smith at #8 Kentucky (14), vs. #14 Mississippi State (11) & at #5 Texas A&M (14), May 3-16, 2024
Had 10 or more strikeouts in four consecutive outings.....	Hagen Smith vs. Florida (11), at #8 Kentucky (14), vs. #14 Mississippi State (11) & at #5 Texas A&M (15), April 26-May 16, 2024
Had 10 or more strikeouts in five consecutive outings.....	H. Smith at #20 S Carolina (11), vs. Florida (11), at #8 Kentucky (14), vs. #14 Mississippi St (11) & at #5 Texas A&M (14), April 19-May 16, 2024
Had 12 or more strikeouts in consecutive outings.....	Hagen Smith vs. #7 Oregon State (17) & Murray State (12), Feb. 23-March 1, 2024
Had four strikeouts in an inning.....	Stone Hewlett vs. UCA, March 5, 2024
Threw an immaculate inning (9 pitches, 9 strikes, 3 strikeouts).....	Parker Coil vs. Charlotte, March 2, 2025
Pitched in five consecutive games.....	Stone Hewlett at #23 Auburn, vs. Little Rock & vs. #8 LSU, March 22-29, 2024

## THE LAST TIME AN ARKANSAS TEAM...

Scored 10 runs .....	vs. Portland, March 8, 2025
Scored 11 runs .....	vs. South Carolina, March 23, 2025
Scored 12 runs .....	vs. South Carolina, March 22, 2025
Scored 13 runs .....	vs. Missouri State, March 25, 2025
Scored 14 runs .....	vs. ULM, March 4, 2025
Scored 15 runs .....	vs. ULM, March 5, 2025
Scored 16 runs .....	vs. Oral Roberts, March 19, 2025
Scored 17 runs .....	vs. SEMO (NCAA Regional), May 31, 2024
Scored 18 runs .....	vs. McNeese, March 10, 2024
Scored 19 runs .....	vs. Northwestern State, April 23, 2019
Scored 20 runs .....	vs. Portland, March 7, 2025
Scored 21 runs .....	vs. Grambling, Feb. 27, 2024
Scored 22 runs .....	vs. Louisiana Tech, Feb. 14, 2004
Scored 23 runs .....	Never
Scored 24 runs .....	Missouri Southern, Feb. 11, 1998
Scored 25 runs .....	Missouri Southern, Feb. 4, 2001
Scored 26 runs .....	vs. UAPB, April 14, 2021
Scored 27 runs .....	Never
Scored 28 runs .....	vs. Wisconsin-Milwaukee (DH-2), Feb. 18, 2007
Scored 29 runs .....	Morningside, April 6, 1968
Scored 30 runs .....	at South Carolina, March 30, 1997
Scored 31 runs .....	Never
Scored 32 runs .....	vs. Bucknell, Feb. 17, 2018
Scored 33 runs .....	vs. Southwest Baptist, March 21, 1984
Scored 4 runs in an inning .....	vs. Missouri State (6th), March 25, 2025
Scored 5 runs in an inning .....	at #14 Vanderbilt (8th), March 30, 2025
Scored 6 runs in an inning .....	vs. ULM (4th), March 4, 2025
Scored 7 runs in an inning .....	vs. South Carolina (8th), March 23, 2025
Scored 8 runs in an inning .....	vs. South Carolina (1st), March 22, 2025
Scored 9 runs in an inning .....	vs. Arkansas State (3rd), April 2, 2024
Scored 10 runs in an inning .....	vs. Charlotte (4th), Feb. 28, 2025
Scored 11 runs in an inning .....	vs. UAPB (5th), April 14, 2021
Scored 12 runs in an inning .....	vs. Oral Roberts (4th), March 19, 2025
Scored 13 runs in an inning .....	Never
Scored 14 runs in an inning .....	vs. Saint Louis (1st), April 7, 2010
Had 10 hits .....	at #13 Ole Miss, March 14, 2025
Had 11 hits .....	vs. Charlotte, Feb. 28, 2025
Had 12 hits .....	vs. Florida [DH-2], April 27, 2024
Had 13 hits .....	vs. South Carolina, March 23, 2025
Had 14 hits .....	vs. Oral Roberts, March 19, 2025
Had 15 hits .....	vs. South Carolina, March 21, 2025
Had 16 hits .....	vs. Missouri State, March 25, 2025
Had 17 hits .....	vs. #16 NC State (NCAA Super Regional), June 11, 2021
Had 18 hits .....	vs. South Alabama, March 7, 2020
Had 19 hits .....	vs. UCA, April 5, 2022
Had 20 hits .....	vs. Grambling, Feb. 27, 2024
Had 21 hits .....	vs. #2 Stanford (College World Series), June 18, 2022
Had 22 hits .....	at #6 Vanderbilt, April 14, 2019
Had 23 hits .....	Centenary, March 31, 1999
Had 24 hits .....	Georgia, March 17, 2001
Had 25 hits .....	at Centenary, March 23, 2005
Had 26-29 hits .....	28 at South Carolina, March 30, 1997
Had 30 hits .....	vs. Saint Louis, April 7, 2010
Had 31+ hits .....	32 vs. Southwest Baptist, March 21, 1984
Hit four home runs in a game .....	4 - Wehiwa Aloy (1), Charles Davalan (1), Kendall Diggs (1) & Justin Thomas Jr. (1) vs. Portland, March 8, 2025
Hit five home runs in a game .....	5 - Ryder Helfrick (2), Charles Davalan (1), Brent Iredale (1) & Justin Thomas Jr. (1) vs. South Carolina, March 23, 2025
Hit six home runs in a game .....	6 - Ben McLaughlin (2), Hudson White (2), Wehiwa Aloy (1) & Kendall Diggs (1) vs. SEMO (NCAA Regional), May 31, 2024
Hit seven home runs in a game .....	7 - Robert Moore (2), Jalen Battles (1), Chris Lanzilli (1), Brady Slavens (1), Michael Turner (1) & Cayden Wallace (1) vs. UCA, April 5, 2022
Hit eight or more home runs in a game .....	8 - Matt Goodheart (2), Brady Slavens (2), Cullen Smith (2) & Charlie Welch (2) vs. UAPB, April 14, 2021



## THE LAST TIME AN ARKANSAS TEAM...

Hit two grand slams in a game.....	vs. Grambling, Feb. 27, 2024
Hit a grand slam in two consecutive games.....	vs. South Carolina & vs. Missouri State, March 23-25, 2025
Hit a grand slam in three consecutive games.....	vs. UIC & vs. Grambling, March 12-15, 2022
Had two brothers hit home runs in the same game.....	Wehiwa Aloy (5th inn.) & Kuhio Aloy (5th inn.) at #13 Ole Miss, March 15, 2025
Had two brothers hit back-to-back home runs.....	Wehiwa Aloy (Solo) & Kuhio Aloy (Solo) at #13 Ole Miss, March 15, 2025
3 errors in a game.....	vs. #2 Kentucky (SEC Tournament), May 23, 2024
4 errors in a game.....	vs. Michigan, Feb. 25, 2024
5 errors in a game.....	vs. South Carolina (SEC Tournament), May 23, 2018
6 errors in a game.....	vs. Eastern Illinois, March 5, 2016
7 errors in a game.....	vs. LA Tech, March 20, 2001
Overcame a seven-run deficit to win.....	vs. Texas Tech, April 16, 2024
Overcame an eight-run deficit to win.....	vs. Charlotte, Feb. 28, 2025
Overcame a nine-run deficit to win.....	at Louisiana Tech, March 1, 2017
Four consecutive run-rule wins.....	vs. ULM & Portland, March 4-8, 2025
Shut out an opponent at home.....	vs. Portland, March 8, 2025
Shut out an opponent on the road.....	at #14 Vanderbilt, March 28, 2025
Shut out an SEC opponent at home.....	vs. Missouri, March 16, 2024
Shut out an SEC opponent on the road.....	at #14 Vanderbilt, March 28, 2025
Shut out by an SEC opponent at home.....	vs. #24 Vanderbilt, May 15, 2022
Shut out by an SEC opponent on the road.....	at #5 Texas A&M, May 16, 2024
Threw consecutive seven-inning shutouts.....	vs. UAPB (15-0, 6-0), April 12, 2022
Threw consecutive nine-inning shutouts.....	vs. Missouri (8-0, 6-0), March 15-16, 2024
Threw consecutive seven-inning shutouts against an SEC opponent.....	vs. South Carolina (2-0, 3-0) April 14, 2018
Threw back-to-back nine-inning shutouts against an SEC opponent.....	vs. Missouri (8-0, 6-0), March 15-16, 2024
Most consecutive shutouts thrown.....	4, vs. Wisconsin, March 15-16, 1980
Struck out 20 or more opposing batters.....	at #5 Texas A&M (20), May 16, 2024
Struck out 23 or more opposing batters.....	vs. #7 Oregon State (23), Feb. 23, 2024
Struck out 25 or more opposing batters (program record).....	vs. Oklahoma State (25), Feb. 24, 2024
Struck out 10-plus opposing batters in 10 consecutive games.....	vs. #7 Oregon State, Oklahoma State, Michigan, Grambling, Murray State, UCA & McNeese, Feb. 23-March 9, 2024
Struck out 20-plus opposing batters in back-to-back games.....	vs. #7 Oregon State & Oklahoma State, Feb. 23-24, 2024
Had starting pitchers record double-digit strikeouts in three consecutive games.....	Hagen Smith (12), Brady Tygart (10) & Mason Molina (10) vs. Murray State, March 1-3, 2024
Was shut out.....	at #5 Texas A&M (1-0), May 16, 2024
Was shut out in back-to-back games.....	vs. LSU (7-0, 6-0), April 23-24, 2005
Held to 1 hit.....	vs. Missouri State, May 17, 2016
Held to 2 hits.....	vs. #24 Vanderbilt, May 15, 2022
Held to 3 hits.....	vs. #22 TCU, Feb. 22, 2025
Did not strikeout.....	vs. Eastern Illinois, Feb. 16, 2019
Swept an SEC home weekend series.....	vs. South Carolina, March 21-23, 2025
Swept an SEC road weekend series.....	at #14 Vanderbilt, March 28-30, 2025
Was swept in an SEC home weekend series.....	vs. Alabama, May 13-15, 2016
Was swept in an SEC road weekend series.....	at Georgia, April 20-22, 2023
Swept a non-conference home weekend series.....	vs. Portland, March 7-9, 2025
Swept a non-conference road weekend series.....	at Northwestern State, Feb. 16-18, 1996
Was swept in a non-conference home weekend series.....	vs. Long Beach State, Feb. 25-27, 2000
Was swept in a non-conference road weekend series.....	at UNLV, March 19-21, 1994
Won an SEC home weekend series.....	vs. South Carolina, March 21-23, 2025
Won an SEC road weekend series.....	at #14 Vanderbilt, March 28-30, 2025
Lost an SEC home weekend series.....	vs. #24 Vanderbilt, May 13-15, 2022
Lost an SEC road weekend series.....	at #5 Texas A&M, May 16-18, 2024
Won a non-conference home weekend series.....	vs. Portland, March 7-9, 2025
Won a non-conference road weekend series.....	at Louisiana Tech, March 12-14, 2021
Lost a non-conference home weekend series.....	vs. South Alabama, Feb. 28-March 1, 2014
Lost a non-conference road weekend series.....	at Texas A&M, Feb. 27-29, 2004
Lost a midweek game.....	vs. Missouri State, March 25, 2025



# HOME RUN CHART

No.	Player	Game	Date	Opponent	Pitcher	On Base	Inning	Outs	Count	Score	Final
1	Kuhio Aloy (1) !	2	Feb. 14	Washington State [DH-2]	RHP Miles Chandler	2	7th	0	3-1	11-2	W, 14-2 (7)
2	Brent Iredale (1) *	3	Feb. 15	Washington State	RHP Luke Meyers	0	4th	0	1-0	1-2	W, 5-2
3	Brent Iredale (2)	3	Feb. 15	Washington State	LHP Jake Tedesco	0	6th	1	1-2	2-2	W, 5-2
4	Wehiwa Aloy (1)	3	Feb. 15	Washington State	LHP Jake Tedesco	1	8th	0	0-0	3-2	W, 5-2
5	Kuhio Aloy (2) *	4	Feb. 17	Washington State	RHP Bryce Chambers	0	4th	0	0-2	0-0	W, 12-2 (7)
6	Wehiwa Aloy (2) *	5	Feb. 21	vs. Kansas State	LHP Jacob Frost	0	6th	0	2-2	0-2	L, 3-2
7	Kuhio Aloy (3)	5	Feb. 21	vs. Kansas State	LHP Jacob Frost	0	6th	1	3-2	1-2	L, 3-2
8	Wehiwa Aloy (3)	7	Feb. 23	vs. Michigan	RHP David Lally Jr.	0	5th	2	2-1	7-1	W, 8-6
9	Ryder Helfrick (1) ^	8	Feb. 25	Grambling	RHP Landon Clampit	1	5th	2	2-0	10-2	W, 14-3 (7)
10	Justin Thomas Jr. (1) ^	8	Feb. 25	Grambling	RHP Landon Clampit	0	5th	2	1-0	12-2	W, 14-3 (7)
11	Charles Davalan (1)	9	Feb. 28	Charlotte	RHP Mike Szturma	0	3rd	2	3-2	0-5	W, 11-10
12	Logan Maxwell (1) *	9	Feb. 28	Charlotte	RHP Mike Szturma	0	5th	0	0-1	1-9	W, 11-10
13	Logan Maxwell (2)	10	March 1	Charlotte	RHP Blake Gillespie	1	3rd	2	1-1	1-2	W, 8-5
14	Kuhio Aloy (4)	10	March 1	Charlotte	RHP Joseph Taylor	1	7th	2	1-0	6-5	W, 8-5
15	Cam Kozeal (1) *	12	March 4	ULM	LHP Brennan Eager	0	2nd	0	3-2	1-0	W, 14-1 (7)
16	Ryder Helfrick (2) *	12	March 4	ULM	RHP Zach Shaw	0	4th	0	0-1	3-0	W, 14-1 (7)
17	Brent Iredale (3)	12	March 4	ULM	RHP Zach Shaw	1	4th	1	3-1	7-0	W, 14-1 (7)
18	Kuhio Aloy (5) !	12	March 4	ULM	RHP Austin Ackel	3	7th	1	3-2	10-1	W, 14-1 (7)
19	Charles Davalan (2)	13	March 5	ULM	RHP Joey Cirelli	3	3rd	1	1-2	3-3	W, 15-3 (7)
20	Kendall Diggs (1)	13	March 5	ULM	RHP Daniel Gonzalez	0	4th	1	0-0	7-3	W, 15-3 (7)
21	Kuhio Aloy (6)	13	March 5	ULM	RHP Brandon Brewer	2	5th	1	0-2	9-3	W, 15-3 (7)
22	Nolan Souza (1) !	13	March 5	ULM	RHP Jace Duhon	2	7th	2	1-1	12-3	W, 15-3 (7)
23	Brent Iredale (4)	14	March 7	Portland	RHP Carter Gaston	2	2nd	1	2-1	7-2	W, 20-3 (7)
24	Nolan Souza (2)	14	March 7	Portland	RHP Carter Gaston	0	2nd	2	1-2	10-2	W, 20-3 (7)
25	Wehiwa Aloy (4)	14	March 7	Portland	RHP Carter Gaston	1	3rd	0	0-0	11-2	W, 20-3 (7)
26	Brent Iredale (5)	14	March 7	Portland	RHP JT Landwehr	2	5th	1	0-0	15-2	W, 20-3 (7)
27	Wehiwa Aloy (5)	14	March 7	Portland	RHP JT Landwehr	1	6th	2	3-1	18-2	W, 20-3 (7)
28	Justin Thomas Jr. (2)	15	March 8	Portland	RHP Kaden Segel	1	4th	2	1-1	3-0	W, 10-0 (7)
29	Wehiwa Aloy (6)	15	March 8	Portland	RHP Kaden Segel	1	4th	2	1-0	5-0	W, 10-0 (7)
30	Charles Davalan (3)	15	March 8	Portland	RHP Kaden Segel	0	6th	2	2-2	7-0	W, 10-0 (7)
31	Kendall Diggs (2) !	15	March 8	Portland	RHP Nolan Umlandt	1	7th	2	0-1	8-0	W, 10-0 (7)
32	Brent Iredale (6)	16	March 9	Portland	LHP Ryan Rembisz	2	1st	1	0-1	0-0	W, 5-3
33	Ryder Helfrick (3) *	16	March 9	Portland	LHP Ryan Rembisz	0	2nd	0	3-1	3-1	W, 5-3
34	Brent Iredale (7)	17	March 11	UCA	RHP Perry Titlow	1	2nd	0	1-0	0-0	W, 9-2
35	Kuhio Aloy (7)	17	March 11	UCA	RHP Jake Jones	1	3rd	2	1-0	2-0	W, 9-2
36	Cam Kozeal (2)	17	March 11	UCA	RHP Gavin Alveti	2	4th	2	0-1	6-1	W, 9-2
37	Logan Maxwell (3)	18	March 14	at #13 Ole Miss	RHP Mason Morris	0	7th	1	0-0	4-10	L, 10-6
38	Charles Davalan (4)	18	March 14	at #13 Ole Miss	RHP Mason Morris	0	9th	1	2-2	5-10	L, 10-6
39	Charles Davalan (5)	19	March 15	at #13 Ole Miss	RHP Riley Maddox	1	5th	0	0-1	1-2	W, 12-3
40	Wehiwa Aloy (7)	19	March 15	at #13 Ole Miss	RHP Will McCausland	0	5th	0	0-1	3-2	W, 12-3
41	Kuhio Aloy (8)	19	March 15	at #13 Ole Miss	RHP Will McCausland	0	5th	0	0-0	4-2	W, 12-3
42	Logan Maxwell (4) *	19	March 15	at #13 Ole Miss	RHP Landon Waters	0	9th	0	1-2	9-3	W, 12-3
43	Nolan Souza (3)	19	March 15	at #13 Ole Miss	RHP Landon Waters	0	9th	0	1-1	10-3	W, 12-3
44	Wehiwa Aloy (8)	20	March 16	at #13 Ole Miss	RHP Brayden Jones	1	6th	2	0-0	5-4	W, 12-3
45	Wehiwa Aloy (9)	20	March 16	at #13 Ole Miss	RHP Connor Spencer	2	9th	2	0-1	9-9	W, 12-3
46	Nolan Souza (4)	22	March 19	Oral Roberts	RHP Price Allman	1	4th	0	1-1	3-0	W, 16-0 (7)
47	Logan Maxwell (5)	22	March 19	Oral Roberts	RHP Hudson Hart	1	4th	2	2-2	13-0	W, 16-0 (7)
48	Logan Maxwell (6)	23	March 21	South Carolina	RHP Matthew Becker	1	4th	1	1-1	5-0	W, 12-2 (7)
49	Wehiwa Aloy (10) !	23	March 21	South Carolina	LHP Aydin Palmer	2	7th	1	3-1	9-2	W, 12-2 (7)
50	Brent Iredale (8)	24	March 22	South Carolina	LHP Jake McCoy	2	1st	2	0-2	0-0	W, 12-3
51	Charles Davalan (6)	24	March 22	South Carolina	RHP Roman Kimball	1	3rd	0	2-1	8-3	W, 12-3
52	Ryder Helfrick (4)	25	March 23	South Carolina	LHP Jarvis Evans	0	2nd	2	0-0	0-2	W, 11-4
53	Charles Davalan (7)	25	March 23	South Carolina	LHP Jarvis Evans	0	3rd	1	3-1	1-2	W, 11-4
54	Justin Thomas Jr. (3)	25	March 23	South Carolina	RHP Brendan Sweeney	1	8th	0	0-2	4-4	W, 11-4
55	Brent Iredale (9)	25	March 23	South Carolina	RHP Ryder Garino	3	8th	1	0-0	6-4	W, 11-4
56	Ryder Helfrick (5)	25	March 23	South Carolina	RHP Ryder Garino	0	8th	2	0-1	10-4	W, 11-4
57	Gabe Fraser (1)	26	March 25	Missouri State	RHP Jason Schaaf	3	4th	2	0-0	1-4	L, 14-13 (10)

\* - indicates leadoff home run / ^ - indicates back-to-back home run / ! - indicates walk-off home run / + - indicates pinch-hit home run



## HOME RUN CHART |||



No.	Player	Game	Date	Opponent	Pitcher	On Base	Inning	Outs	Count	Score	Final
58	Logan Maxwell (7) *	27	March 28	at #14 Vanderbilt	LHP JD Thompson	0	4th	0	2-2	1-0	W, 9-0
59	Cam Kozeal (3)	27	March 28	at #14 Vanderbilt	LHP JD Thompson	1	4th	0	0-2	2-0	W, 9-0
60	Cam Kozeal (4)	27	March 28	at #14 Vanderbilt	LHP JD Thompson	0	6th	2	1-2	4-0	W, 9-0
61	Cam Kozeal (5)	28	March 29	at #14 Vanderbilt	RHP Cody Bowker	1	2nd	1	1-2	0-0	W, 6-4
62	Justin Thomas Jr. (4) *	28	March 29	at #14 Vanderbilt	RHP Sawyer Hawks	0	7th	0	1-2	2-2	W, 6-4
63	Charles Davalan (8)	29	March 30	at #14 Vanderbilt	RHP Connor Fennell	1	3rd	1	0-0	0-0	W, 7-3
64	Charles Davalan (9) *	29	March 30	at #14 Vanderbilt	RHP Alex Kranzler	0	8th	0	2-2	2-3	W, 7-3
65	Logan Maxwell (8)	29	March 30	at #14 Vanderbilt	RHP Alex Kranzler	0	8th	1	0-0	3-3	W, 7-3

\* - indicates leadoff home run / ^ - indicates back-to-back home run / ! - indicates walk-off home run / + - indicates pinch-hit home run



# HOME RUN DATA CHART

No.	Player	Game	Date	Opponent	Pitcher	Location	Distance	Launch Angle	Exit Velo
1	Kuhio Aloy (1)	2	Feb. 14	Washington State [DH-2]	RHP Miles Chandler	LF	386 feet	31.7 degrees	110 mph
2	Brent Iredale (1)	3	Feb. 15	Washington State	RHP Luke Meyers	LF	391 feet	25.3 degrees	109 mph
3	Brent Iredale (2)	3	Feb. 15	Washington State	LHP Jake Tedesco	LF	401 feet	32.5 degrees	103 mph
4	Wehiwa Aloy (1)	3	Feb. 15	Washington State	LHP Jake Tedesco	RC	414 feet	31.4 degrees	105 mph
5	Kuhio Aloy (2)	4	Feb. 17	Washington State	RHP Bryce Chambers	LF	340 feet	21.6 degrees	98 mph
6	Wehiwa Aloy (2)	5	Feb. 21	vs. Kansas State	LHP Jacob Frost	RF	360 feet	34.9 degrees	102 mph
7	Kuhio Aloy (3)	5	Feb. 21	vs. Kansas State	LHP Jacob Frost	LF	435 feet	23.1 degrees	112 mph
8	Wehiwa Aloy (3)	7	Feb. 23	vs. Michigan	RHP David Lally Jr.	RL	350 feet	29.1 degrees	102 mph
9	Ryder Helfrick (1)	8	Feb. 25	Grambling	RHP Landon Clampit	LF	426 feet	27.5 degrees	107 mph
10	Justin Thomas Jr. (1)	8	Feb. 25	Grambling	RHP Landon Clampit	LF	417 feet	28.3 degrees	108 mph
11	Charles Davalan (1)	9	Feb. 28	Charlotte	RHP Mike Szturma	LF	358 feet	29.3 degrees	92 mph
12	Logan Maxwell (1)	9	Feb. 28	Charlotte	RHP Mike Szturma	RC	387 feet	27.9 degrees	101 mph
13	Logan Maxwell (2)	10	March 1	Charlotte	RHP Blake Gillespie	CF	410 feet	21.3 degrees	103 mph
14	Kuhio Aloy (4)	10	March 1	Charlotte	RHP Joseph Taylor	CF	412 feet	19.6 degrees	111 mph
15	Cam Kozeal (1)	12	March 4	ULM	LHP Brennan Eager	LC	401 feet	21.1 degrees	103 mph
16	Ryder Helfrick (2)	12	March 4	ULM	RHP Zach Shaw	LF	379 feet	40.7 degrees	103 mph
17	Brent Iredale (3)	12	March 4	ULM	RHP Zach Shaw	LC	427 feet	30.4 degrees	109 mph
18	Kuhio Aloy (5)	12	March 4	ULM	RHP Austin Ackel	LF	447 feet	36.0 degrees	98 mph
19	Charles Davalan (2)	13	March 5	ULM	RHP Joey Cirelli	RC	416 feet	24.7 degrees	107 mph
20	Kendall Diggs (1)	13	March 5	ULM	RHP Daniel Gonzalez	RF	388 feet	29.4 degrees	103 mph
21	Kuhio Aloy (6)	13	March 5	ULM	RHP Brandon Brewer	LC	402 feet	17.8 degrees	107 mph
22	Nolan Souza (1)	13	March 5	ULM	RHP Jace Duhon	LC	420 feet	33.3 degrees	103 mph
23	Brent Iredale (4)	14	March 7	Portland	RHP Carter Gaston	LF	446 feet	27.8 degrees	108 mph
24	Nolan Souza (2)	14	March 7	Portland	RHP Carter Gaston	LF	338 feet	24.1 degrees	98 mph
25	Wehiwa Aloy (4)	14	March 7	Portland	RHP Carter Gaston	CF	437 feet	24.8 degrees	110 mph
26	Brent Iredale (5)	14	March 7	Portland	RHP JT Landwehr	RF	365 feet	37.6 degrees	100 mph
27	Wehiwa Aloy (5)	14	March 7	Portland	RHP JT Landwehr	LC	438 feet	20.0 degrees	<b>113 mph</b>
28	Justin Thomas Jr. (2)	15	March 8	Portland	RHP Kaden Segel	LC	398 feet	22.3 degrees	107 mph
29	Wehiwa Aloy (6)	15	March 8	Portland	RHP Kaden Segel	LF	389 feet	19.5 degrees	112 mph
30	Charles Davalan (3)	15	March 8	Portland	RHP Kaden Segel	RF	388 feet	31.7 degrees	100 mph
31	Kendall Diggs (2)	15	March 8	Portland	RHP Nolan Umlandt	RC	372 feet	27.6 degrees	98 mph
32	Brent Iredale (6)	16	March 9	Portland	LHP Ryan Rembisz	LC	382 feet	29.5 degrees	103 mph
33	Ryder Helfrick (3)	16	March 9	Portland	LHP Ryan Rembisz	RC	409 feet	33.3 degrees	107 mph
34	Brent Iredale (7)	17	March 11	UCA	RHP Perry Titlow	LL	403 feet	25.2 degrees	107 mph
35	Kuhio Aloy (7)	17	March 11	UCA	RHP Jake Jones	LC	408 feet	29.9 degrees	105 mph
36	Cam Kozeal (2)	17	March 11	UCA	RHP Gavin Alveti	LF	353 feet	32.0 degrees	98 mph
37	Logan Maxwell (3)	18	March 14	at #13 Ole Miss	RHP Mason Morris	LF	379 feet	31.4 degrees	101 mph
38	Charles Davalan (4)	18	March 14	at #13 Ole Miss	RHP Mason Morris	RC	397 feet	29.6 degrees	100 mph
39	Charles Davalan (5)	19	March 15	at #13 Ole Miss	RHP Riley Maddox	RF	398 feet	28.5 degrees	100 mph
40	Wehiwa Aloy (7)	19	March 15	at #13 Ole Miss	RHP Will McCausland	CF	432 feet	30.3 degrees	107 mph
41	Kuhio Aloy (8)	19	March 15	at #13 Ole Miss	RHP Will McCausland	LF	385 feet	20.3 degrees	110 mph
42	Logan Maxwell (4)	19	March 15	at #13 Ole Miss	RHP Landon Waters	RF	382 feet	38.4 degrees	102 mph
43	Nolan Souza (3)	19	March 15	at #13 Ole Miss	RHP Landon Waters	RF	341 feet	43.7 degrees	98 mph
44	Wehiwa Aloy (8)	20	March 16	at #13 Ole Miss	RHP Brayden Jones	LC	404 feet	21.4 degrees	111 mph
45	Wehiwa Aloy (9)	20	March 16	at #13 Ole Miss	RHP Connor Spencer	RF	346 feet	20.5 degrees	105 mph
46	Nolan Souza (4)	22	March 19	Oral Roberts	RHP Price Allman	LC	<b>448 feet</b>	24.4 degrees	106 mph
47	Logan Maxwell (5)	22	March 19	Oral Roberts	RHP Hudson Hart	RC	395 feet	32.3 degrees	102 mph
48	Logan Maxwell (6)	23	March 21	South Carolina	RHP Matthew Becker	RF	389 feet	26.4 degrees	106 mph
49	Wehiwa Aloy (10)	23	March 21	South Carolina	LHP Aydin Palmer	RF	370 feet	29.6 degrees	106 mph
50	Brent Iredale (8)	24	March 22	South Carolina	LHP Jake McCoy	LC	421 feet	29.9 degrees	111 mph
51	Charles Davalan (6)	24	March 22	South Carolina	RHP Roman Kimball	LF	347 feet	27.3 degrees	94 mph
52	Ryder Helfrick (4)	25	March 23	South Carolina	LHP Jarvis Evans	LC	399 feet	27.9 degrees	95 mph
53	Charles Davalan (7)	25	March 23	South Carolina	LHP Jarvis Evans	LC	380 feet	30.0 degrees	98 mph
54	Justin Thomas Jr. (3)	25	March 23	South Carolina	RHP Brendan Sweeney	LF	379 feet	41.2 degrees	99 mph
55	Brent Iredale (9)	25	March 23	South Carolina	RHP Ryder Garino	RF	344 feet	40.7 degrees	97 mph
56	Ryder Helfrick (5)	25	March 23	South Carolina	RHP Ryder Garino	LF	378 feet	44.0 degrees	103 mph
57	Gabe Fraser (1)	26	March 25	Missouri State	RHP Jason Schaaf	RF	377 feet	27.2 degrees	104 mph

LF - left field | LL - left field line | LC - left center field | CF - center field | RC - right center field | RF - right field | RL - right field line



# HOME RUN DATA CHART |||



No.	Player	Game	Date	Opponent	Pitcher	Location	Distance	Launch Angle	Exit Velo
58	Logan Maxwell (7)	27	March 28	at #14 Vanderbilt	LHP JD Thompson	LF	389 feet	28.8 degrees	99 mph
59	Cam Kozeal (3)	27	March 28	at #14 Vanderbilt	LHP JD Thompson	RC	398 feet	27.7 degrees	100 mph
60	Cam Kozeal (4)	27	March 28	at #14 Vanderbilt	LHP JD Thompson	RF	368 feet	36.1 degrees	99 mph
61	Cam Kozeal (5)	28	March 29	at #14 Vanderbilt	RHP Cody Bowker	LF	402 feet	34.0 degrees	101 mph
62	Justin Thomas Jr. (4)	28	March 29	at #14 Vanderbilt	RHP Sawyer Hawks	LF	394 feet	36.8 degrees	101 mph
63	Charles Davalan (8)	29	March 30	at #14 Vanderbilt	RHP Connor Fennell	LF	376 feet	35.0 degrees	95 mph
64	Charles Davalan (9)	29	March 30	at #14 Vanderbilt	RHP Alex Kranzler	RF	395 feet	22.5 degrees	101 mph
65	Logan Maxwell (8)	29	March 30	at #14 Vanderbilt	RHP Alex Kranzler	LF	317 feet	<b>47.5 degrees</b>	92 mph

LF - left field / LL - left field line / LC - left center field / CF - center field / RC - right center field / RF - right field / RL - right field line



# ||| TEAM PITCHING GAME-BY-GAME

## STARTERS GAME-BY-GAME

Opponent	W-L	IP	H	R	ER	BB	SO
WSU [DH-1]	--	5.0	1	0	0	1	7
WSU [DH-2]	W	5.0	2	1	1	1	8
WSU	--	5.0	2	2	2	1	7
WSU	W	5.0	4	1	1	1	7
vs. Kansas State	--	5.2	5	2	2	4	2
vs. #22 TCU	--	5.0	2	1	1	2	10
vs. Michigan	--	2.0	2	1	0	0	6
Grambling	W	3.0	1	1	1	2	2
Charlotte	--	3.0	10	9	9	1	3
Charlotte	--	5.1	5	3	3	2	8
Charlotte	W	6.1	4	1	1	1	7
ULM	W	3.0	1	0	0	1	6
ULM	W	4.0	5	3	3	1	2
Portland	W	5.1	2	2	2	3	7
Portland	W	6.0	3	0	0	1	10
Portland	W	5.0	8	3	3	0	6
UCA	W	3.0	1	0	0	0	3
at #13 Ole Miss *	L	3.0	10	7	7	2	3
at #13 Ole Miss *	--	4.0	1	2	2	3	8
at #13 Ole Miss *	--	2.1	4	4	4	2	2
Oral Roberts	--	4.0	1	0	0	0	5
Oral Roberts	W	2.0	0	0	0	0	4
South Carolina *	W	7.0	6	2	2	1	7
South Carolina *	--	1.2	2	3	3	3	0
South Carolina *	--	5.0	5	2	2	2	3
Missouri State	--	3.0	2	3	3	3	6
at #14 Vanderbilt *	W	7.2	3	0	0	3	7
at #14 Vanderbilt *	--	5.2	6	2	2	0	7
at #14 Vanderbilt *	--	5.0	6	3	3	2	4

## BULLPEN GAME-BY-GAME

Opponent	W-L	IP	H	R	ER	BB	SO
WSU [DH-1]	W	5.0	5	2	1	0	3
WSU [DH-2]	--	2.0	3	1	1	0	1
WSU	W	4.0	4	0	0	0	3
WSU	--	2.0	2	1	1	1	1
Kansas State	L	3.1	3	1	1	0	1
vs. #22 TCU	W	4.0	2	0	0	3	1
vs. Michigan	W	7.0	9	5	3	5	7
Grambling	--	4.0	3	3	2	1	5
Charlotte	W	6.0	5	1	1	0	9
Charlotte	W	3.2	3	2	2	2	7
Charlotte	--	2.2	2	2	2	0	5
ULM	--	4.0	5	1	1	1	6
ULM	--	3.0	0	0	0	0	4
Portland	--	1.2	4	1	1	0	1
Portland	--	1.0	1	0	0	0	1
Portland	--	4.0	2	0	0	0	2
UCA	--	6.0	6	2	2	3	10
at #13 Ole Miss *	--	5.0	4	3	3	3	5
at #13 Ole Miss *	W	5.0	3	1	1	0	10
at #13 Ole Miss *	W	6.2	6	5	5	6	8
Oral Roberts	W	5.0	6	1	1	2	3
Oral Roberts	--	5.0	1	0	0	1	3
South Carolina *	--	--	--	--	--	--	--
South Carolina *	W	7.1	5	0	0	0	5
South Carolina *	W	4.0	5	2	2	1	3
Missouri State	L	7.0	12	11	9	3	13
at #14 Vanderbilt *	--	1.1	0	0	0	1	1
at #14 Vanderbilt *	W	4.1	3	2	2	2	5
at #14 Vanderbilt *	W	4.0	2	0	0	1	7

## STARTING PITCHER GAME-BY-GAME

Date / Opponent	Starting Pitcher
Feb. 14 / WSU [DH-1]	RHP Gabe Gaeckle
Feb. 14 / WSU [DH-2]	LHP Zach Root
Feb. 15 / WSU	RHP Gage Wood
Feb. 17 / WSU	LHP Landon Beidelschies
Feb. 21 / Kansas State	RHP Gabe Gaeckle
Feb. 22 / #22 TCU	LHP Zach Root
Feb. 23 / Michigan	RHP Gage Wood
Feb. 25 / Grambling	RHP Ben Bybee
Feb. 28 / Charlotte	RHP Gabe Gaeckle
March 1 / Charlotte	LHP Zach Root
March 2 / Charlotte	LHP Landon Beidelschies
March 4 / ULM	LHP Colin Fisher
March 5 / ULM	RHP Ben Bybee
March 7 / Portland	RHP Gabe Gaeckle
March 8 / Portland	LHP Zach Root
March 9 / Portland	LHP Landon Beidelschies
March 11 / UCA	LHP Colin Fisher
March 14 / at #13 Ole Miss *	LHP Zach Root
March 15 / at #13 Ole Miss *	RHP Gabe Gaeckle
March 16 / at #13 Ole Miss *	LHP Landon Beidelschies
March 18 / Oral Roberts	RHP Ben Bybee
March 19 / Oral Roberts	LHP Colin Fisher
March 21 / S Carolina *	LHP Zach Root
March 22 / S Carolina *	RHP Gabe Gaeckle
March 23 / S Carolina *	LHP Landon Beidelschies
March 25 / Missouri St.	LHP Colin Fisher
March 28 / at #14 Vandy *	LHP Zach Root
March 29 / at #14 Vandy *	RHP Gabe Gaeckle
March 30 / at #14 Vandy *	LHP Landon Beidelschies





## STARTER STATISTICS

Player	era	w-l	app	gs	cg	sho	sv	ip	h	r	er	bb	so	2b	3b	hr	b/avg	wp	hp	bk	sfa	sha
38 Colin Fisher	2.45	3-0	4	4	0	0/1	0	11.0	4	3	3	4	19	3	0	0	.108	2	1	0	0	0
14 Gage Wood	2.57	0-0	2	2	0	0/0	0	7.0	4	3	2	1	13	1	1	0	.160	1	1	0	1	0
33 Zach Root	3.23	4-1	7	7	1	0/2	0	39.0	31	14	14	12	53	12	0	2	.212	3	4	0	0	1
40 Ben Bybee	3.27	2-0	3	3	0	0/0	0	11.0	7	4	4	3	9	0	0	1	.179	0	0	0	0	0
35 Landon Beidelschie	4.40	2-0	6	6	0	0/0	0	28.2	31	14	14	8	29	5	0	7	.284	1	3	0	0	2
20 Gabe Gaeckle	5.93	1-0	7	7	0	0/0	0	30.1	27	20	20	15	34	6	2	1	.231	7	4	0	0	1
Totals	4.04	12-1	29	29	1	3/3	0	127.0	104	58	57	43	157	27	3	11	.220	14	13	0	1	4
Opponents	7.43	1-14	29	29	0	0/0	0	109.0	130	102	90	52	101	24	1	26	.294	7	19	0	2	2

### TEAM RECORD PER STARTER

Pitcher (Total Starts)	Record
Landon Beidelschies (6)	6-0
Ben Bybee (3)	3-0
Gage Wood (2)	2-0
Gabe Gaeckle (7)	6-1
Zach Root (7)	6-1
Colin Fisher (4)	3-1

### QUALITY STARTS

Pitcher (Total Starts)	QS	Record
Zach Root (7)	3	3-0
Landon Beidelschies (6)	1	1-0
Ben Bybee (3)	0	0-0
Colin Fisher (4)	0	0-0
Gabe Gaeckle (7)	0	0-0
Gage Wood (2)	0	0-0

### RUN SUPPORT

Pitcher (Total Starts)	Runs	Per Start
Colin Fisher (4)	52	13.0
Ben Bybee (3)	33	11.0
Gabe Gaeckle (7)	66	9.4
Zach Root (7)	61	8.7
Landon Beidelschies (6)	51	8.5
Gage Wood (2)	13	6.5

## RELIEVER STATISTICS

Player	era	w-l	app	gs	cg	sho	sv	ip	h	r	er	bb	so	2b	3b	hr	b/avg	wp	hp	bk	sfa	sha
35 Landon Beidelschie	0.00	1-0	1	0	0	0/0	0	2.2	1	0	0	1	0	0	0	0	.143	0	0	0	0	0
36 Parker Coil	0.60	2-0	10	0	0	0/0	0	15.0	14	3	1	2	15	2	0	1	.237	0	1	0	1	0
16 Aiden Jimenez	1.59	3-0	9	0	0	0/1	1	17.0	15	3	3	2	20	2	0	0	.250	1	1	0	1	0
31 Dylan Carter	2.08	3-0	10	0	0	0/2	0	13.0	13	3	3	5	14	3	0	1	.283	5	3	0	1	1
40 Ben Bybee	3.09	1-0	6	0	0	0/0	0	11.2	12	5	4	3	13	2	0	1	.279	0	1	1	1	0
44 Carson Wiggins	3.38	1-0	8	0	0	0/0	3	8.0	4	3	3	6	11	1	0	0	.143	4	0	0	0	0
41 Will McEntire	3.86	1-0	9	0	0	0/0	1	14.0	11	7	6	2	14	2	0	4	.212	1	1	0	0	1
26 Tate McGuire	3.97	0-2	8	0	0	0/1	1	11.1	8	5	5	3	9	2	0	2	.195	0	0	0	0	0
13 Steele Eaves	4.91	0-0	3	0	0	0/1	0	3.2	5	2	2	1	4	0	0	0	.313	1	2	0	0	0
46 Christian Foutch	5.40	1-0	8	0	0	0/0	3	6.2	6	5	4	4	4	1	0	0	.250	1	6	0	0	1
29 Cole Gibler	5.79	1-0	6	0	0	0/0	0	9.1	10	6	6	4	19	1	0	1	.270	1	2	0	0	0
38 Colin Fisher	6.35	0-0	5	0	0	0/1	0	5.2	7	4	4	3	7	1	0	2	.318	1	0	0	0	1
Totals	3.13	14-2	29	0	0	3/3	9	118.0	106	46	41	36	130	17	0	12	.244	15	17	1	4	4
Opponents	11.55	2-12	29	0	0	0/0	1	120.0	183	174	154	102	122	33	3	39	.349	20	24	4	10	8



# ||| GAME-BY-GAME BATTING ORDER

**RECORD:** 26-3 • **HOME:** 19-1 • **AWAY:** 5-1 • **NEUTRAL:** 2-1 • **SEC:** 8-1

Date	Opponent	1	2	3	4	5	6	7	8	9
Feb. 14	Washington State [DH-1]	Davalan	W. Aloy	Maxwell	Iredale	Souza	Peppi	Diggs	Helfrick	Thomas Jr.
Feb. 14	Washington State [DH-2]	Davalan	W. Aloy	Peppi	Iredale	K. Aloy	Helfrick	Anderson	Kozeal	Thomas Jr.
Feb. 15	Washington State	Davalan	W. Aloy	Maxwell	Iredale	Diggs	Peppi	Souza	Becker	Thomas Jr.
Feb. 17	Washington State	Davalan	W. Aloy	Peppi	Iredale	K. Aloy	Helfrick	Boles	Kozeal	Thomas Jr.
Feb. 21	vs. Kansas State	Davalan	W. Aloy	Iredale	K. Aloy	Peppi	Diggs	Helfrick	Souza	Thomas Jr.
Feb. 22	vs. #22 TCU	Davalan	W. Aloy	Maxwell	Iredale	Kozeal	Diggs	Helfrick	Fraser	Thomas Jr.
Feb. 23	vs. Michigan	Davalan	W. Aloy	Maxwell	Iredale	Kozeal	Diggs	Helfrick	Souza	Thomas Jr.
Feb. 25	Grambling	Davalan	W. Aloy	Maxwell	Iredale	K. Aloy	Peppi	Souza	Helfrick	Thomas Jr.
Feb. 28	Charlotte	Davalan	W. Aloy	Maxwell	Iredale	K. Aloy	Kozeal	Helfrick	Souza	Thomas Jr.
March 1	Charlotte	Davalan	W. Aloy	Maxwell	Iredale	Diggs	Aloy	Kozeal	Souza	Helfrick
March 2	Charlotte	Thomas Jr.	W. Aloy	Maxwell	Iredale	K. Aloy	Peppi	Boles	Fraser	Helfrick
March 4	ULM	Davalan	W. Aloy	Maxwell	K. Aloy	Iredale	Diggs	Kozeal	Helfrick	Souza
March 5	ULM	Davalan	W. Aloy	Iredale	K. Aloy	Diggs	Peppi	Souza	Becker	Thomas Jr.
March 7	Portland	Davalan	W. Aloy	Maxwell	K. Aloy	Iredale	Kozeal	Souza	Helfrick	Thomas Jr.
March 8	Portland	Davalan	W. Aloy	Kozeal	K. Aloy	Iredale	Diggs	Helfrick	Souza	Thomas Jr.
March 9	Portland	Davalan	W. Aloy	K. Aloy	Iredale	Peppi	Boles	Helfrick	Souza	Thomas Jr.
March 11	UCA	Davalan	W. Aloy	Maxwell	K. Aloy	Iredale	Kozeal	Diggs	Becker	Fraser
March 14	at #13 Ole Miss *	Davalan	W. Aloy	Maxwell	K. Aloy	Iredale	Peppi	Helfrick	Souza	Thomas Jr.
March 15	at #13 Ole Miss *	Davalan	W. Aloy	K. Aloy	Iredale	Maxwell	Peppi	Kozeal	Helfrick	Thomas Jr.
March 16	at #13 Ole Miss *	Davalan	W. Aloy	K. Aloy	Maxwell	Iredale	Kozeal	Diggs	Helfrick	Souza
March 18	Oral Roberts	Davalan	W. Aloy	K. Aloy	Maxwell	Iredale	Kozeal	Boles	Souza	Becker
March 19	Oral Roberts	Davalan	W. Aloy	Maxwell	K. Aloy	Iredale	Kozeal	Diggs	Helfrick	Souza
March 21	South Carolina *	Davalan	W. Aloy	Maxwell	K. Aloy	Iredale	Kozeal	Helfrick	Souza	Thomas Jr.
March 22	South Carolina *	Davalan	W. Aloy	Maxwell	K. Aloy	Iredale	Kozeal	Helfrick	Souza	Thomas Jr.
March 23	South Carolina *	Davalan	W. Aloy	Maxwell	K. Aloy	Iredale	Kozeal	Helfrick	Souza	Thomas Jr.
March 25	Missouri State	Davalan	W. Aloy	Maxwell	K. Aloy	Kozeal	Diggs	Souza	Becker	Fraser
March 28	at #14 Vanderbilt *	Davalan	W. Aloy	K. Aloy	Maxwell	Iredale	Kozeal	Helfrick	Souza	Thomas Jr.
March 29	at #14 Vanderbilt *	Davalan	W. Aloy	Maxwell	K. Aloy	Iredale	Kozeal	Helfrick	Souza	Thomas Jr.
March 30	at #14 Vanderbilt *	Davalan	W. Aloy	Maxwell	K. Aloy	Iredale	Kozeal	Helfrick	Souza	Thomas Jr.



# GAME-BY-GAME DEFENSIVE LINEUP |||



**RECORD:** 26-3 • **HOME:** 19-1 • **AWAY:** 5-1 • **NEUTRAL:** 2-1 • **SEC:** 8-1

Date	Opponent	C	1B	2B	3B	SS	LF	CF	RF	DH	SP
Feb. 14	Washington State [DH-1]	Helfrick	Peppi	Souza	Iredale	W. Aloy	Thomas Jr.	Davalan	Diggs	Maxwell	Gaeckle
Feb. 14	Washington State [DH-2]	Helfrick	Anderson	Kozeal	Iredale	W. Aloy	Thomas Jr.	Davalan	Peppi	K. Aloy	Root
Feb. 15	Washington State	Becker	Peppi	Souza	Iredale	W. Aloy	Thomas Jr.	Davalan	Diggs	Maxwell	Wood
Feb. 17	Washington State	Helfrick	Peppi	Kozeal	Iredale	W. Aloy	Thomas Jr.	Davalan	Boles	K. Aloy	Beidelschies
Feb. 21	vs. Kansas State	Helfrick	Peppi	Souza	Iredale	W. Aloy	Davalan	Thomas Jr.	Diggs	K. Aloy	Gaeckle
Feb. 22	vs. #22 TCU	Helfrick	Kozeal	Fraser	Iredale	W. Aloy	Davalan	Thomas Jr.	Diggs	Maxwell	Root
Feb. 23	vs. Michigan	Helfrick	Kozeal	Souza	Iredale	W. Aloy	Davalan	Thomas Jr.	Diggs	Maxwell	Wood
Feb. 25	Grambling	Helfrick	Peppi	Souza	Iredale	W. Aloy	Davalan	Thomas Jr.	Maxwell	K. Aloy	Bybee
Feb. 28	Charlotte	Helfrick	Kozeal	Souza	Iredale	W. Aloy	Davalan	Thomas Jr.	Maxwell	K. Aloy	Gaeckle
March 1	Charlotte	Helfrick	Kozeal	Souza	Iredale	W. Aloy	Maxwell	Davalan	Diggs	K. Aloy	Root
March 2	Charlotte	Helfrick	Peppi	Fraser	Iredale	W. Aloy	Boles	Thomas Jr.	Maxwell	K. Aloy	Beidelschies
March 4	ULM	Helfrick	Kozeal	Souza	Iredale	W. Aloy	Maxwell	Davalan	Diggs	K. Aloy	Fisher
March 5	ULM	Becker	Peppi	Souza	Iredale	W. Aloy	Davalan	Thomas Jr.	Diggs	K. Aloy	Bybee
March 7	Portland	Helfrick	Kozeal	Souza	Iredale	W. Aloy	Davalan	Thomas Jr.	Maxwell	K. Aloy	Gaeckle
March 8	Portland	Helfrick	Kozeal	Souza	Iredale	W. Aloy	Davalan	Thomas Jr.	Diggs	K. Aloy	Root
March 9	Portland	Helfrick	Peppi	Souza	Iredale	W. Aloy	Davalan	Thomas Jr.	Boles	K. Aloy	Beidelschies
March 11	UCA	Becker	Kozeal	Fraser	Iredale	W. Aloy	Maxwell	Davalan	Diggs	K. Aloy	Fisher
March 14	at #13 Ole Miss *	Helfrick	Peppi	Souza	Iredale	W. Aloy	Davalan	Thomas Jr.	Maxwell	K. Aloy	Root
March 15	at #13 Ole Miss *	Helfrick	Peppi	Kozeal	Iredale	W. Aloy	Davalan	Thomas Jr.	Maxwell	K. Aloy	Gaeckle
March 16	at #13 Ole Miss *	Helfrick	Kozeal	Souza	Iredale	W. Aloy	Maxwell	Davalan	Diggs	K. Aloy	Beidelschies
March 18	Oral Roberts	Becker	Kozeal	Souza	Iredale	W. Aloy	Boles	Davalan	Maxwell	K. Aloy	Bybee
March 19	Oral Roberts	Helfrick	Kozeal	Souza	Iredale	W. Aloy	Maxwell	Davalan	Diggs	K. Aloy	Fisher
March 21	South Carolina *	Helfrick	Kozeal	Souza	Iredale	W. Aloy	Davalan	Thomas Jr.	Maxwell	K. Aloy	Root
March 22	South Carolina *	Helfrick	Kozeal	Souza	Iredale	W. Aloy	Davalan	Thomas Jr.	Maxwell	K. Aloy	Gaeckle
March 23	South Carolina *	Helfrick	Kozeal	Souza	Iredale	W. Aloy	Davalan	Thomas Jr.	Maxwell	K. Aloy	Root
March 25	Missouri State	Becker	Kozeal	Souza	Fraser	W. Aloy	Maxwell	Davalan	Diggs	K. Aloy	Fisher
March 28	at #14 Vanderbilt *	Helfrick	Kozeal	Souza	Iredale	W. Aloy	Davalan	Thomas Jr.	Maxwell	K. Aloy	Root
March 29	at #14 Vanderbilt *	Helfrick	Kozeal	Souza	Iredale	W. Aloy	Davalan	Thomas Jr.	Maxwell	K. Aloy	Gaeckle
March 30	at #14 Vanderbilt *	Helfrick	Kozeal	Souza	Iredale	W. Aloy	Davalan	Thomas Jr.	Maxwell	K. Aloy	Beidelschies



# ||| GAME-BY-GAME HITTING

**RECORD:** 26-3 • **HOME:** 19-1 • **AWAY:** 5-1 • **NEUTRAL:** 2-1 • **SEC:** 8-1

Date	Opponent	AB	R	H	RBI	2B	3B	HR	BB	IBB	SB	CS	HBP	SAC	SF	GDP	K	PO	A	E	Avg
Feb. 14	Washington State [DH-1]	32	3	6	2	0	0	0	6	1	3	1	0	0	2	1	9	30	9	2	.188
Feb. 14	Washington State [DH-2]	30	14	13	14	6	1	1	8	0	1	0	3	0	0	1	5	21	7	0	.306
Feb. 15	Washington State	31	5	9	5	4	0	3	3	0	0	2	1	0	0	0	8	27	7	0	.301
Feb. 17	Washington State	28	12	10	10	2	0	1	11	0	1	1	2	0	0	0	6	21	13	0	.314
Feb. 21	vs. Kansas State	33	2	7	2	2	0	2	2	0	0	0	1	0	0	0	11	27	14	0	.292
Feb. 22	vs. #22 TCU	29	2	3	2	1	0	0	3	0	1	0	1	1	0	0	7	27	9	2	.262
Feb. 23	vs. Michigan	33	8	10	7	3	0	1	8	0	0	1	2	0	0	1	7	27	6	2	.269
Feb. 25	Grambling	29	14	14	13	2	0	2	10	0	1	0	3	0	2	0	3	21	11	0	.294
Feb. 28	Charlotte	36	11	11	11	3	0	2	4	0	0	0	2	0	0	0	9	27	9	0	.295
March 1	Charlotte	33	8	10	8	3	0	2	4	0	0	0	1	1	0	0	7	27	6	0	.296
March 2	Charlotte	34	4	13	3	2	0	0	3	0	0	2	0	1	1	0	8	27	6	0	.305
March 4	ULM	33	14	15	12	2	0	4	4	1	0	0	2	0	1	1	6	21	5	0	.318
March 5	ULM	28	15	9	14	2	0	4	13	0	1	0	2	0	0	1	2	21	6	0	.318
March 7	Portland	31	20	13	19	2	1	5	6	0	2	0	3	0	0	0	7	21	8	0	.325
March 8	Portland	29	10	10	10	2	0	4	2	0	2	1	1	1	0	0	4	21	5	0	.326
March 9	Portland	31	5	7	5	0	0	2	3	0	1	0	0	0	0	0	8	27	10	0	.320
March 11	UCA	31	9	6	9	0	0	3	7	0	1	0	2	0	0	1	9	27	7	0	.313
March 14	at #13 Ole Miss *	36	6	10	6	1	0	2	2	0	0	0	1	0	1	1	14	24	5	1	.310
March 15	at #13 Ole Miss *	40	12	15	11	1	0	5	2	0	0	0	2	1	2	0	13	27	8	1	.315
March 16	at #13 Ole Miss *	44	12	16	12	2	0	2	4	1	1	0	0	0	0	1	9	27	6	1	.318
March 18	Oral Roberts	28	4	8	3	0	0	0	7	0	1	0	3	0	1	3	2	27	7	0	.317
March 19	Oral Roberts	32	16	14	15	2	1	2	8	0	2	2	2	0	0	0	3	21	7	1	.322
March 21	South Carolina *	33	12	15	10	4	0	2	4	0	0	0	1	0	0	0	9	21	6	0	.328
March 22	South Carolina *	36	12	13	11	2	0	2	4	0	0	0	4	0	1	0	9	27	10	0	.329
March 23	South Carolina *	33	11	13	11	0	0	5	7	2	0	0	1	2	1	0	5	27	14	0	.332
March 25	Missouri State	44	13	16	13	5	0	1	4	1	1	0	2	1	0	1	13	30	7	2	.334
March 28	at #14 Vanderbilt *	35	9	9	9	2	1	3	9	0	1	0	0	0	0	1	10	27	9	0	.331
March 29	at #14 Vanderbilt *	39	6	9	6	0	0	2	3	0	1	0	1	2	0	1	8	30	8	1	.327
March 30	at #14 Vanderbilt *	35	7	9	6	2	0	3	3	0	1	0	0	0	0	0	12	27	7	0	.324
	<b>Totals</b>	<b>966</b>	<b>276</b>	<b>313</b>	<b>259</b>	<b>57</b>	<b>4</b>	<b>65</b>	<b>154</b>	<b>6</b>	<b>22</b>	<b>9</b>	<b>43</b>	<b>10</b>	<b>12</b>	<b>14</b>	<b>223</b>	<b>735</b>	<b>232</b>	<b>13</b>	<b>.324</b>



RECORD: 26-3 • HOME: 19-1 • AWAY: 5-1 • NEUTRAL: 2-1 • SEC: 8-1

Date	Opponent	IP	H	R	ER	BB	SO	2B	3B	HR	WP	BK	HBP	DP	IBB	Score	W	L	SV	ERA
Feb. 14	Washington State [DH-1]	10.0	6	2	1	1	10	0	0	1	1	0	1	2	0	3-2	1	0	0	0.90
Feb. 14	Washington State [DH-2]	7.0	5	2	2	1	9	1	0	0	0	0	1	2	0	14-2	2	0	0	1.59
Feb. 15	Washington State	9.0	6	2	2	1	10	3	1	0	2	0	0	0	0	5-2	3	0	1	1.73
Feb. 17	Washington State	7.0	6	2	2	2	8	2	0	0	0	0	0	1	0	12-2	4	0	1	1.91
Feb. 21	vs. Kansas State	9.0	8	3	3	4	3	2	0	0	1	0	0	2	0	2-3	4	1	1	2.14
Feb. 22	vs. #22 TCU	9.0	4	1	1	5	11	0	0	0	1	0	1	2	0	2-1	5	1	2	1.94
Feb. 23	vs. Michigan	9.0	11	6	3	5	13	1	0	2	3	0	2	2	0	8-6	6	1	3	2.10
Feb. 25	Grambling	7.0	4	3	3	3	7	1	0	0	1	0	1	1	0	14-3	7	1	3	2.28
Feb. 28	Charlotte	9.0	15	10	10	1	12	5	1	2	3	0	3	0	0	11-10	8	1	4	3.20
March 1	Charlotte	9.0	8	5	5	4	15	3	0	1	0	0	1	1	0	8-5	9	1	5	3.39
March 2	Charlotte	9.0	6	3	3	1	12	0	0	1	1	0	1	0	0	4-3	10	1	5	3.35
March 4	ULM	7.0	6	1	1	2	12	1	0	0	2	0	0	1	0	14-1	11	1	5	3.21
March 5	ULM	7.0	5	3	3	1	6	0	0	1	0	0	0	0	0	15-3	12	1	5	3.25
March 7	Portland	7.0	6	3	3	3	8	0	1	0	1	0	2	0	0	20-3	13	1	5	3.29
March 8	Portland	7.0	4	0	0	1	11	1	0	0	0	0	0	0	0	10-0	14	1	5	3.10
March 9	Portland	9.0	10	3	3	0	8	2	0	1	2	0	1	1	0	5-3	15	1	6	3.09
March 11	UCA	9.0	7	2	2	3	13	1	0	0	0	1	3	1	0	9-2	16	1	6	3.02
March 14	at #13 Ole Miss *	8.0	14	10	10	5	8	6	0	2	0	0	2	0	0	6-10	16	2	6	3.47
March 15	at #13 Ole Miss *	9.0	4	3	3	3	18	1	0	1	2	0	1	1	0	12-3	17	2	7	3.44
March 16	at #13 Ole Miss *	9.0	10	9	9	8	10	2	0	4	0	0	2	0	0	12-9	18	2	7	3.74
March 18	Oral Roberts	9.0	7	1	1	2	8	0	0	0	1	0	0	0	0	4-1	19	2	8	3.60
March 19	Oral Roberts	7.0	1	0	0	1	7	0	0	0	1	0	2	1	0	16-0	20	2	8	3.46
March 21	South Carolina *	7.0	6	2	2	1	7	3	0	0	1	0	0	0	0	12-2	21	2	8	3.43
March 22	South Carolina *	9.0	7	3	3	3	5	0	0	0	1	0	2	3	0	12-3	22	2	9	3.41
March 23	South Carolina *	9.0	10	4	4	3	6	2	0	2	0	0	2	2	0	11-4	23	2	9	3.43
March 25	Missouri State	10.0	14	14	12	6	19	3	0	4	2	0	0	0	0	13-14	23	3	9	3.77
March 28	at #14 Vanderbilt *	9.0	3	0	0	4	8	1	0	0	1	0	0	1	0	9-0	24	3	9	3.62
March 29	at #14 Vanderbilt *	10.0	9	4	4	2	12	1	0	0	2	0	0	0	0	6-4	25	3	9	3.62
March 30	at #14 Vanderbilt *	9.0	8	3	3	3	11	2	0	1	0	0	2	1	0	7-3	26	3	9	3.60
	<b>Totals</b>	<b>245.0</b>	<b>210</b>	<b>104</b>	<b>98</b>	<b>79</b>	<b>287</b>	<b>44</b>	<b>3</b>	<b>23</b>	<b>29</b>	<b>1</b>	<b>30</b>	<b>25</b>	<b>0</b>	<b>276-104</b>	<b>26</b>	<b>3</b>	<b>9</b>	<b>3.60</b>






**1 ROCCO PEPPI**

### SEASON HIGHS

Category	High	Opponent (Last)	Date
Hits	2	3x (at #13 Ole Miss)	3/16/25
Runs	2	2x (ULM)	3/5/25
Doubles	1	2x (Charlotte)	2/28/25
Triples	--	--	--
Home Runs	--	--	--
RBI	4	Grambling	2/25/25
Walks	2	2x (ULM)	3/5/25
Stolen Bases	--	--	--

### CAREER HIGHS

Category	High	Opponent (Last)	Date
Hits	4	3x (at Washington State)	4/28/24
Runs	4	3x (at New Mexico)	4/13/24
Doubles	2	2x (at Sacramento State)	3/12/24
Triples	--	--	--
Home Runs	2	2x (San Jose State)	4/20/24
RBI	5	Gonzaga	3/12/22
Walks	2	8x (ULM)	3/5/25
Stolen Bases	1	3x (at Washington State)	4/28/24




**3 NOLAN SOUZA**

### SEASON HIGHS

Category	High	Opponent (Last)	Date
Hits	3	Missouri State	3/25/25
Runs	3	Oral Roberts	3/19/25
Doubles	1	4x (at #14 Vanderbilt)	3/30/25
Triples	--	--	--
Home Runs	1	4x (Oral Roberts)	3/19/25
RBI	3	2x (Oral Roberts)	3/19/25
Walks	3	South Carolina	3/23/25
Stolen Bases	1	5x (at #14 Vanderbilt)	3/28/25

### CAREER HIGHS

Category	High	Opponent (Last)	Date
Hits	3	4x (Missouri State)	3/25/25
Runs	3	Oral Roberts	3/19/25
Doubles	1	11x (at #14 Vanderbilt)	3/30/25
Triples	--	--	--
Home Runs	2	Missouri	3/15/24
RBI	5	Ole Miss	4/6/24
Walks	3	2x (South Carolina)	3/23/25
Stolen Bases	1	8x (at #14 Vanderbilt)	3/28/25



**4 JUSTIN THOMAS JR.**

### SEASON HIGHS

Category	High	Opponent (Last)	Date
Hits	2	2x (South Carolina)	3/21/25
Runs	3	Washington State	2/17/25
Doubles	1	4x (at #14 Vanderbilt)	3/30/25
Triples	--	--	--
Home Runs	1	4x (at #14 Vanderbilt)	3/29/25
RBI	2	4x (South Carolina)	3/23/25
Walks	3	Washington State	2/17/25
Stolen Bases	1	4x (Missouri State)	3/25/25

### CAREER HIGHS

Category	High	Opponent (Last)	Date
Hits	2	2x (South Carolina)	3/21/25
Runs	3	Washington State	2/17/25
Doubles	1	5x (at #14 Vanderbilt)	3/30/25
Triples	--	--	--
Home Runs	1	5x (at #14 Vanderbilt)	3/29/25
RBI	2	6x (South Carolina)	3/23/25
Walks	3	Washington State	2/17/25
Stolen Bases	1	4x (Missouri State)	3/25/25



**5 KENDALL DIGGS**

### SEASON HIGHS

Category	High	Opponent (Last)	Date
Hits	1	8x (Portland)	3/8/25
Runs	1	7x (Oral Roberts)	3/19/25
Doubles	1	2x (vs. Michigan)	2/23/25
Triples	1	Portland	3/7/25
Home Runs	1	2x (Portland)	3/8/25
RBI	2	2x (Portland)	3/8/25
Walks	1	6x (UCA)	3/11/25
Stolen Bases	1	vs. #22 TCU	2/22/25

### CAREER HIGHS

Category	High	Opponent (Last)	Date
Hits	3	6x (Ole Miss)	4/6/24
Runs	3	4x (SEMO)	5/31/24
Doubles	2	5x (at #20 South Carolina)	4/20/24
Triples	1	3x (Portland)	3/7/25
Home Runs	1	24x (Portland)	3/8/25
RBI	5	at Mississippi State	5/6/23
Walks	3	2x (James Madison)	2/17/24
Stolen Bases	1	7x (vs. #22 TCU)	2/22/25



### 6 GABE FRASER

#### SEASON HIGHS

Category	High	Opponent (Last)	Date
Hits	2	Missouri State	3/25/25
Runs	1	5x (at #14 Vanderbilt)	3/28/25
Doubles	--	--	--
Triples	--	--	--
Home Runs	1	Missouri State	3/25/25
RBI	4	Missouri State	3/25/25
Walks	--	--	--
Stolen Bases	--	--	--

#### CAREER HIGHS

Category	High	Opponent (Last)	Date
Hits	2	Missouri State	3/25/25
Runs	1	5x (at #14 Vanderbilt)	3/28/25
Doubles	--	--	--
Triples	--	--	--
Home Runs	1	Missouri State	3/25/25
RBI	4	Missouri State	3/25/25
Walks	--	--	--
Stolen Bases	--	--	--



### 8 CAM KOZEAL

#### SEASON HIGHS

Category	High	Opponent (Last)	Date
Hits	3	2x (at #14 Vanderbilt)	3/28/25
Runs	2	8x (at #14 Vanderbilt)	3/28/25
Doubles	2	Washington State [DH-2]	2/14/25
Triples	--	--	--
Home Runs	2	at #14 Vanderbilt	3/28/25
RBI	5	at #14 Vanderbilt	3/28/25
Walks	1	6x (at #14 Vanderbilt)	3/30/25
Stolen Bases	1	2x (at #14 Vanderbilt)	3/30/25

#### CAREER HIGHS

Category	High	Opponent (Last)	Date
Hits	4	2x (vs. Texas)	3/3/24
Runs	3	Texas	3/3/24
Doubles	2	Washington State [DH-2]	2/14/25
Triples	--	--	--
Home Runs	2	at #14 Vanderbilt	3/28/25
RBI	5	2x (at #14 Vanderbilt)	3/28/25
Walks	2	Gonzaga	2/23/24
Stolen Bases	1	3x (at #14 Vanderbilt)	3/30/25




### 9 WEHIWA ALOY

#### SEASON HIGHS

Category	High	Opponent (Last)	Date
Hits	4	vs. Michigan	2/23/25
Runs	5	Portland	3/7/25
Doubles	2	2x (South Carolina)	3/22/25
Triples	1	Oral Roberts	3/19/25
Home Runs	2	2x (at #13 Ole Miss)	3/16/25
RBI	5	at #13 Ole Miss	3/16/25
Walks	2	Washington State	2/17/25
Stolen Bases	1	3x (at #14 Vanderbilt)	3/29/25

#### CAREER HIGHS

Category	High	Opponent (Last)	Date
Hits	4	4x (vs. Michigan)	2/23/25
Runs	5	Portland	3/7/25
Doubles	2	4x (South Carolina)	3/22/25
Triples	1	6x (Oral Roberts)	3/19/25
Home Runs	2	2x (at #13 Ole Miss)	3/16/25
RBI	5	2x (at #13 Ole Miss)	3/16/25
Walks	3	#8 LSU	3/28/24
Stolen Bases	1	12x (at #14 Vanderbilt)	3/29/25



### 10 BRENT IREDALE

#### SEASON HIGHS

Category	High	Opponent (Last)	Date
Hits	3	2x (Portland)	3/7/25
Runs	4	Grambling	2/25/25
Doubles	1	6x (Portland)	3/8/25
Triples	--	--	--
Home Runs	2	2x (Portland)	3/7/25
RBI	8	Portland	3/7/25
Walks	3	Grambling	2/25/25
Stolen Bases	1	2x (Portland)	3/8/25

#### CAREER HIGHS

Category	High	Opponent (Last)	Date
Hits	3	2x (Portland)	3/7/25
Runs	4	Grambling	2/25/25
Doubles	1	6x (Portland)	3/8/25
Triples	--	--	--
Home Runs	2	2x (Portland)	3/7/25
RBI	8	Portland	3/7/25
Walks	3	Grambling	2/25/25
Stolen Bases	1	2x (Portland)	3/8/25





## 17 ZANE BECKER

### SEASON HIGHS

Category	High	Opponent (Last)	Date
Hits	2	Washington State	2/15/25
Runs	1	3x (Missouri State)	3/25/25
Doubles	2	Washington State	2/15/25
Triples	--	--	--
Home Runs	--	--	--
RBI	3	Missouri State	3/25/25
Walks	1	2x (Oral Roberts)	3/18/25
Stolen Bases	1	Oral Roberts	3/18/25

### CAREER HIGHS

Category	High	Opponent (Last)	Date
Hits	2	Washington State	2/15/25
Runs	1	3x (Missouri State)	3/25/25
Doubles	2	Washington State	2/15/25
Triples	--	--	--
Home Runs	--	--	--
RBI	3	Missouri State	3/25/25
Walks	1	2x (Oral Roberts)	3/18/25
Stolen Bases	1	Oral Roberts	3/18/25



## 18 REESE ROBINETT

### SEASON HIGHS

Category	High	Opponent (Last)	Date
Hits	--	--	--
Runs	--	--	--
Doubles	--	--	--
Triples	--	--	--
Home Runs	--	--	--
RBI	--	--	--
Walks	1	Washington State	2/17/25
Stolen Bases	--	--	--

### CAREER HIGHS

Category	High	Opponent (Last)	Date
Hits	2	SEMO	3/21/23
Runs	2	2x (Omaha)	3/28/23
Doubles	--	--	--
Triples	--	--	--
Home Runs	1	2x (at #1 LSU)	3/24/23
RBI	3	at #1 LSU	3/24/23
Walks	1	2x (Washington State)	2/17/25
Stolen Bases	--	--	--



## 22 LOGAN MAXWELL

### SEASON HIGHS

Category	High	Opponent (Last)	Date
Hits	3	3x (at #13 Ole Miss)	3/16/25
Runs	3	2x (at #14 Vanderbilt)	3/28/25
Doubles	1	2x (at #14 Vanderbilt)	3/28/25
Triples	--	--	--
Home Runs	1	8x (at #14 Vanderbilt)	3/30/25
RBI	2	5x (South Carolina)	3/21/25
Walks	2	2x (Oral Roberts)	3/19/25
Stolen Bases	--	--	--

### CAREER HIGHS

Category	High	Opponent (Last)	Date
Hits	5	at Baylor	5/4/24
Runs	3	5x (at #14 Vanderbilt)	3/28/25
Doubles	2	5x (Houston)	3/28/24
Triples	1	4x (Texas Tech)	4/13/24
Home Runs	1	13x (at #14 Vanderbilt)	3/30/25
RBI	5	UTRGV	5/2/23
Walks	3	2x (Arizona State)	3/2/24
Stolen Bases	2	Army	3/13/22



## 24 CHARLES DAVALAN


### SEASON HIGHS

Category	High	Opponent (Last)	Date
Hits	4	2x (South Carolina)	3/21/25
Runs	4	ULM	3/5/25
Doubles	1	4x (Missouri State)	3/25/25
Triples	--	--	--
Home Runs	2	at #14 Vanderbilt	3/30/25
RBI	4	ULM	3/5/25
Walks	2	4x (at #14 Vanderbilt)	3/28/25
Stolen Bases	1	4x (Oral Roberts)	3/19/25

### CAREER HIGHS

Category	High	Opponent (Last)	Date
Hits	4	2x (South Carolina)	3/21/25
Runs	4	3x (ULM)	3/5/25
Doubles	3	Lipscomb	4/26/24
Triples	1	2x (Fairfield)	3/8/24
Home Runs	2	at #14 Vanderbilt	3/30/25
RBI	4	2x (ULM)	3/5/25
Walks	3	at UCF	4/23/24
Stolen Bases	2	Xavier	3/3/24



**25 KUHIO ALOY****SEASON HIGHS**

Category	High	Opponent (Last)	Date
Hits	4	Grambling	2/25/25
Runs	3	UCA	3/11/25
Doubles	1	9x (at #14 Vanderbilt)	3/28/25
Triples	--	--	--
Home Runs	1	8x (at #13 Ole Miss)	3/15/25
RBI	6	ULM	3/4/25
Walks	2	2x (Oral Roberts)	3/19/25
Stolen Bases	--	--	--

**CAREER HIGHS**

Category	High	Opponent (Last)	Date
Hits	4	Grambling	2/25/25
Runs	3	UCA	3/11/25
Doubles	2	at UNLV	3/5/24
Triples	1	at UC Davis	2/22/24
Home Runs	1	16x (at #13 Ole Miss)	3/15/25
RBI	6	ULM	3/4/25
Walks	2	4x (Oral Roberts)	3/19/25
Stolen Bases	--	--	--

**27 RYDER HELFRICK****SEASON HIGHS**

Category	High	Opponent (Last)	Date
Hits	3	South Carolina	3/22/25
Runs	2	4x (South Carolina)	3/23/25
Doubles	1	Washington State	2/17/25
Triples	1	2x (at #14 Vanderbilt)	3/28/25
Home Runs	2	South Carolina	3/23/25
RBI	3	2x (Grambling)	2/25/25
Walks	2	5x (at #14 Vanderbilt)	3/28/25
Stolen Bases	--	--	--

**CAREER HIGHS**

Category	High	Opponent (Last)	Date
Hits	3	South Carolina	3/22/25
Runs	3	James Madison	2/17/24
Doubles	1	4x (Washington State)	2/17/25
Triples	1	2x (at #14 Vanderbilt)	3/28/25
Home Runs	2	South Carolina	3/23/25
RBI	3	2x (Grambling)	2/25/25
Walks	2	6x (at #14 Vanderbilt)	3/28/25
Stolen Bases	1	#14 Mississippi State	5/10/24

**28 CARSON BOLES****SEASON HIGHS**

Category	High	Opponent (Last)	Date
Hits	2	Washington State	2/17/25
Runs	2	2x (Missouri State)	3/25/25
Doubles	1	3x (Missouri State)	3/25/25
Triples	--	--	--
Home Runs	--	--	--
RBI	2	2x (Missouri State)	3/25/25
Walks	2	2x (Oral Roberts)	3/18/25
Stolen Bases	--	--	--

**CAREER HIGHS**

Category	High	Opponent (Last)	Date
Hits	2	Washington State	2/17/25
Runs	2	2x (Missouri State)	3/25/25
Doubles	1	3x (Missouri State)	3/25/25
Triples	--	--	--
Home Runs	--	--	--
RBI	2	2x (Missouri State)	3/25/25
Walks	2	2x (Oral Roberts)	3/18/25
Stolen Bases	--	--	--

**42 MICHAEL ANDERSON****SEASON HIGHS**

Category	High	Opponent (Last)	Date
Hits	--	--	--
Runs	--	--	--
Doubles	--	--	--
Triples	--	--	--
Home Runs	--	--	--
RBI	--	--	--
Walks	--	--	--
Stolen Bases	--	--	--

**CAREER HIGHS**

Category	High	Opponent (Last)	Date
Hits	5	Stonehill	3/20/24
Runs	3	Stonehill	3/20/24
Doubles	2	Stonehill	3/20/24
Triples	1	2x (Stonehill)	3/20/24
Home Runs	2	3x (at Davidson)	5/3/24
RBI	12	Stonehill	3/20/24
Walks	3	at George Washington	4/19/24
Stolen Bases	1	at Stonehill	4/24/24



## 13 STEELE EAVES

### SEASON HIGHS

Category	High	Opponent (Last)	Date
Innings	1.2	Portland	3/7/25
Longest Start	--	--	--
Shortest Start	--	--	--
Longest Relief	1.2	Portland	3/7/25
Hits	4	Portland	3/7/25
Runs	1	2x (Portland)	3/7/25
Earned Runs	1	2x (Portland)	3/7/25
Walks	1	Oral Roberts	3/19/25
Strikeouts	2	Grambling	2/25/25

### CAREER HIGHS

Category	High	Opponent (Last)	Date
Innings	1.2	Portland	3/7/25
Longest Start	--	--	--
Shortest Start	--	--	--
Longest Relief	1.2	Portland	3/7/25
Hits	4	Portland	3/7/25
Runs	1	2x (Portland)	3/7/25
Earned Runs	1	2x (Portland)	3/7/25
Walks	1	Oral Roberts	3/19/25
Strikeouts	2	Grambling	2/25/25



## 14 GAGE WOOD

### SEASON HIGHS

Category	High	Opponent (Last)	Date
Innings	5.0	Washington State	2/15/25
Longest Start	5.0	Washington State	2/15/25
Shortest Start	2.0	vs. Michigan	2/23/25
Longest Relief	--	--	--
Hits	2	2x (vs. Michigan)	2/23/25
Runs	2	Washington State	2/15/25
Earned Runs	2	Washington State	2/15/25
Walks	1	Washington State	2/15/25
Strikeouts	7	Washington State	2/15/25

### CAREER HIGHS

Category	High	Opponent (Last)	Date
Innings	5.0	2x (Washington State)	2/15/25
Longest Start	5.0	2x (Washington State)	2/15/25
Shortest Start	2.0	vs. Michigan	2/23/25
Longest Relief	4.1	at #8 Kentucky	5/4/24
Hits	7	at #5 Texas A&M	5/17/24
Runs	5	at #12 Vanderbilt	5/19/23
Earned Runs	5	at #12 Vanderbilt	5/19/23
Walks	3	at Mississippi State	5/5/23
Strikeouts	7	Washington State	2/15/25



## 16 AIDEN JIMENEZ

### SEASON HIGHS

Category	High	Opponent (Last)	Date
Innings	4.1	South Carolina	3/22/25
Longest Start	--	--	--
Shortest Start	--	--	--
Longest Relief	4.1	South Carolina	3/22/25
Hits	4	South Carolina	3/22/25
Runs	1	3x (at #14 Vanderbilt)	3/29/25
Earned Runs	1	3x (at #14 Vanderbilt)	3/29/25
Walks	1	2x (Charlotte)	3/1/25
Strikeouts	6	at #13 Ole Miss	3/15/25

### CAREER HIGHS

Category	High	Opponent (Last)	Date
Innings	6.0	vs. Sam Houston	6/4/23
Longest Start	2.0	Portland	5/16/23
Shortest Start	2.0	Portland	5/16/23
Longest Relief	6.0	vs. Sam Houston	6/4/23
Hits	6	Arizona State	5/25/23
Runs	5	Portland	5/16/23
Earned Runs	5	Portland	5/16/23
Walks	2	2x (Utah)	5/7/23
Strikeouts	6	2x (at #13 Ole Miss)	3/15/25



## 20 GABE GAECKLE

### SEASON HIGHS

Category	High	Opponent (Last)	Date
Innings	5.2	2x (at #14 Vanderbilt)	3/29/25
Longest Start	5.2	2x (at #14 Vanderbilt)	3/29/25
Shortest Start	1.2	South Carolina	3/22/25
Longest Relief	--	--	--
Hits	10	Charlotte	2/28/25
Runs	9	Charlotte	2/28/25
Earned Runs	9	Charlotte	2/28/25
Walks	4	vs. Kansas State	2/21/25
Strikeouts	8	at #13 Ole Miss	3/15/25

### CAREER HIGHS

Category	High	Opponent (Last)	Date
Innings	5.2	2x (at #14 Vanderbilt)	3/29/25
Longest Start	5.2	2x (at #14 Vanderbilt)	3/29/25
Shortest Start	1.2	South Carolina	3/22/25
Longest Relief	3.0	2x (SEMO)	5/31/24
Hits	10	Charlotte	2/28/25
Runs	9	Charlotte	2/28/25
Earned Runs	9	Charlotte	2/28/25
Walks	4	vs. Kansas State	2/21/25
Strikeouts	8	at #13 Ole Miss	3/15/25



## 26 TATE MCGUIRE

### SEASON HIGHS

Category	High	Opponent (Last)	Date
Innings	3.0	Oral Roberts	3/19/25
Longest Start	--	--	--
Shortest Start	--	--	--
Longest Relief	3.0	Oral Roberts	3/19/25
Hits	3	at #13 Ole Miss	3/14/25
Runs	2	Charlotte	3/1/25
Earned Runs	2	Charlotte	3/1/25
Walks	1	3x (Missouri State)	3/25/25
Strikeouts	2	2x (Oral Roberts)	3/19/25

### CAREER HIGHS

Category	High	Opponent (Last)	Date
Innings	3.0	Oral Roberts	3/19/25
Longest Start	--	--	--
Shortest Start	--	--	--
Longest Relief	3.0	Oral Roberts	3/19/25
Hits	3	2x (at #13 Ole Miss)	3/14/25
Runs	2	Charlotte	3/1/25
Earned Runs	2	Charlotte	3/1/25
Walks	2	James Madison	2/18/24
Strikeouts	3	Grambling	2/27/24



## 31 DYLAN CARTER

### SEASON HIGHS

Category	High	Opponent (Last)	Date
Innings	2.0	2x (ULM)	3/4/25
Longest Start	--	--	--
Shortest Start	--	--	--
Longest Relief	2.0	2x (ULM)	3/4/25
Hits	3	vs. Michigan	2/23/25
Runs	2	at #13 Ole Miss	3/14/25
Earned Runs	2	at #13 Ole Miss	3/14/25
Walks	1	5x (at #14 Vanderbilt)	3/28/25
Strikeouts	3	Missouri State	3/25/25

### CAREER HIGHS

Category	High	Opponent (Last)	Date
Innings	4.2	#16 Tennessee	4/16/23
Longest Start	--	--	--
Shortest Start	--	--	--
Longest Relief	3.2	Alabama	4/2/23
Hits	6	#16 Tennessee	4/16/23
Runs	6	at #1 LSU	3/25/23
Earned Runs	5	at #1 LSU	3/25/23
Walks	3	at #1 LSU	3/25/23
Strikeouts	3	5x (Missouri State)	3/25/25



## 29 COLE GIBLER

### SEASON HIGHS

Category	High	Opponent (Last)	Date
Innings	2.1	Missouri State	3/25/25
Longest Start	--	--	--
Shortest Start	--	--	--
Longest Relief	2.1	Missouri State	3/25/25
Hits	4	Oral Roberts	3/18/25
Runs	3	Missouri State	3/25/25
Earned Runs	3	Missouri State	3/25/25
Walks	1	4x (Missouri State)	3/25/25
Strikeouts	7	Missouri State	3/25/25

### CAREER HIGHS

Category	High	Opponent (Last)	Date
Innings	2.1	Missouri State	3/25/25
Longest Start	--	--	--
Shortest Start	--	--	--
Longest Relief	2.1	Missouri State	3/25/25
Hits	4	Oral Roberts	3/18/25
Runs	3	Missouri State	3/25/25
Earned Runs	3	Missouri State	3/25/25
Walks	1	4x (Missouri State)	3/25/25
Strikeouts	7	Missouri State	3/25/25



## 32 HUNTER DIETZ

### SEASON HIGHS

Category	High	Opponent (Last)	Date
Innings	--	--	--
Longest Start	--	--	--
Shortest Start	--	--	--
Longest Relief	--	--	--
Hits	--	--	--
Runs	--	--	--
Earned Runs	--	--	--
Walks	--	--	--
Strikeouts	--	--	--

### CAREER HIGHS

Category	High	Opponent (Last)	Date
Innings	0.2	vs. #8 LSU	3/30/24
Longest Start	--	--	--
Shortest Start	--	--	--
Longest Relief	0.2	vs. #8 LSU	3/30/24
Hits	1	vs. #8 LSU	3/30/24
Runs	0	2x (San Jose State)	4/9/24
Earned Runs	0	2x (San Jose State)	4/9/24
Walks	1	2x (San Jose State)	4/9/24
Strikeouts	1	2x (San Jose State)	4/9/24





## 33 ZACH ROOT

### SEASON HIGHS

Category	High	Opponent (Last)	Date
Innings	7.2	at #14 Vanderbilt	3/28/25
Longest Start	7.2	at #14 Vanderbilt	3/28/25
Shortest Start	3.0	at #13 Ole Miss	3/14/25
Longest Relief	--	--	--
Hits	10	at #13 Ole Miss	3/14/25
Runs	7	at #13 Ole Miss	3/14/25
Earned Runs	7	at #13 Ole Miss	3/14/25
Walks	3	at #14 Vanderbilt	3/28/25
Strikeouts	10	2x (Portland)	3/8/25

### CAREER HIGHS

Category	High	Opponent (Last)	Date
Innings	7.2	at #14 Vanderbilt	3/28/25
Longest Start	7.2	at #14 Vanderbilt	3/28/25
Shortest Start	3.0	2x (at #13 Ole Miss)	3/14/25
Longest Relief	5.0	at Elon	3/28/23
Hits	10	at #13 Ole Miss	3/14/25
Runs	7	2x (at #13 Ole Miss)	3/14/25
Earned Runs	7	at #13 Ole Miss	3/14/25
Walks	5	Charlotte	4/13/24
Strikeouts	10	3x (Portland)	3/8/25



## 36 PARKER COIL

### SEASON HIGHS

Category	High	Opponent (Last)	Date
Innings	2.0	4x (South Carolina)	3/23/25
Longest Start	--	--	--
Shortest Start	--	--	--
Longest Relief	2.0	4x (South Carolina)	3/23/25
Hits	3	2x (at #13 Ole Miss)	3/15/25
Runs	2	vs. Michigan	2/23/25
Earned Runs	1	at #13 Ole Miss	3/15/25
Walks	1	2x (South Carolina)	3/23/25
Strikeouts	4	2x (at #13 Ole Miss)	3/15/25

### CAREER HIGHS

Category	High	Opponent (Last)	Date
Innings	3.2	Army	3/7/23
Longest Start	3.2	Army	3/7/23
Shortest Start	2.0	vs. Lipscomb	5/2/23
Longest Relief	3.1	#14 Mississippi State	5/11/24
Hits	6	Army	3/7/23
Runs	4	2x (James Madison)	2/17/24
Earned Runs	4	2x (James Madison)	2/17/24
Walks	3	vs. #15 TCU	2/18/23
Strikeouts	4	3x (at #13 Ole Miss)	3/15/25




## 35 LANDON BEIDELSCHIES

### SEASON HIGHS

Category	High	Opponent (Last)	Date
Innings	6.1	Charlotte	3/2/25
Longest Start	6.1	Charlotte	3/2/25
Shortest Start	2.1	at #13 Ole Miss	3/16/25
Longest Relief	2.2	vs. #22 TCU	2/22/25
Hits	8	Portland	3/9/25
Runs	4	at #13 Ole Miss	3/16/25
Earned Runs	4	at #13 Ole Miss	3/16/25
Walks	2	3x (at #14 Vanderbilt)	3/30/25
Strikeouts	7	2x (Charlotte)	3/2/25

### CAREER HIGHS

Category	High	Opponent (Last)	Date
Innings	7.0	3x (at Rutgers)	5/16/24
Longest Start	7.0	3x (at Rutgers)	5/16/24
Shortest Start	2.1	at #13 Ole Miss	3/16/25
Longest Relief	2.2	vs. #22 TCU	2/22/25
Hits	9	Michigan State	4/26/24
Runs	6	Michigan State	4/26/24
Earned Runs	6	Michigan State	4/26/24
Walks	4	2x (Michigan)	4/19/24
Strikeouts	12	at West Virginia	3/15/24



## 38 COLIN FISHER

### SEASON HIGHS

Category	High	Opponent (Last)	Date
Innings	3.0	3x (Missouri State)	3/25/25
Longest Start	3.0	3x (Missouri State)	3/25/25
Shortest Start	2.0	Oral Roberts	3/19/25
Longest Relief	2.0	Charlotte	2/28/25
Hits	3	2x (at #13 Ole Miss)	3/16/25
Runs	3	2x (Missouri State)	3/25/25
Earned Runs	3	2x (Missouri State)	3/25/25
Walks	3	Missouri State	3/25/25
Strikeouts	6	2x (Missouri State)	3/25/25

### CAREER HIGHS


Category	High	Opponent (Last)	Date
Innings	5.0	James Madison	2/19/24
Longest Start	5.0	James Madison	2/19/24
Shortest Start	1.0	Grambling	2/27/24
Longest Relief	2.2	at #23 Auburn	3/24/23
Hits	6	Texas Tech	4/17/24
Runs	3	3x (Missouri State)	3/25/25
Earned Runs	3	3x (Missouri State)	3/25/25
Walks	3	2x (Missouri State)	3/25/25
Strikeouts	6	3x (Missouri State)	3/25/25

**40 BEN BYBEE****SEASON HIGHS**

Category	High	Opponent (Last)	Date
Innings	4.0	3x (at #14 Vanderbilt)	3/30/25
Longest Start	4.0	2x (Oral Roberts)	3/18/25
Shortest Start	3.0	Grambling	2/25/25
Longest Relief	4.0	at #14 Vanderbilt	3/30/25
Hits	5	ULM	3/5/25
Runs	3	2x (Missouri State)	3/25/25
Earned Runs	3	ULM	3/5/25
Walks	2	Grambling	2/25/25
Strikeouts	7	at #14 Vanderbilt	3/30/25

**CAREER HIGHS**

Category	High	Opponent (Last)	Date
Innings	5.0	2x (San Jose State)	4/9/24
Longest Start	5.0	2x (San Jose State)	4/9/24
Shortest Start	0.2	Alabama	4/2/23
Longest Relief	4.0	at #14 Vanderbilt	3/30/25
Hits	6	2x (Texas Tech)	4/16/24
Runs	6	Texas Tech	4/16/24
Earned Runs	6	Texas Tech	4/16/24
Walks	4	2x (#14 Mississippi State)	5/11/24
Strikeouts	7	at #14 Vanderbilt	3/30/25

**44 CARSON WIGGINS****SEASON HIGHS**

Category	High	Opponent (Last)	Date
Innings	2.0	at #13 Ole Miss	3/16/25
Longest Start	--	--	--
Shortest Start	--	--	--
Longest Relief	2.0	at #13 Ole Miss	3/16/25
Hits	1	4x (South Carolina)	3/23/25
Runs	1	3x (at #14 Vanderbilt)	3/29/25
Earned Runs	1	3x (at #14 Vanderbilt)	3/29/25
Walks	3	at #13 Ole Miss	3/16/25
Strikeouts	3	at #13 Ole Miss	3/16/25

**CAREER HIGHS**


Category	High	Opponent (Last)	Date
Innings	2.0	at #13 Ole Miss	3/16/25
Longest Start	--	--	--
Shortest Start	--	--	--
Longest Relief	2.0	at #13 Ole Miss	3/16/25
Hits	1	4x (South Carolina)	3/23/25
Runs	1	3x (at #14 Vanderbilt)	3/29/25
Earned Runs	1	3x (at #14 Vanderbilt)	3/29/25
Walks	3	at #13 Ole Miss	3/16/25
Strikeouts	3	at #13 Ole Miss	3/16/25

**41 WILL McENTIRE****SEASON HIGHS**

Category	High	Opponent (Last)	Date
Innings	3.1	at #13 Ole Miss	3/16/25
Longest Start	--	--	--
Shortest Start	--	--	--
Longest Relief	3.1	at #13 Ole Miss	3/16/25
Hits	3	Missouri State	3/25/25
Runs	3	Missouri State	3/25/25
Earned Runs	2	2x (Missouri State)	3/25/25
Walks	1	2x (Missouri State)	3/25/25
Strikeouts	5	at #13 Ole Miss	3/16/25

**CAREER HIGHS**

Category	High	Opponent (Last)	Date
Innings	9.0	Louisiana Tech	3/11/23
Longest Start	9.0	Louisiana Tech	3/11/23
Shortest Start	1.1	2x (at #5 Texas A&M)	5/18/24
Longest Relief	6.0	#6 South Carolina	5/13/23
Hits	9	at #1 LSU	3/25/23
Runs	7	at #1 LSU	3/25/23
Earned Runs	7	at #1 LSU	3/25/23
Walks	4	2x (at #6 Oklahoma State)	6/5/22
Strikeouts	9	2x (#6 South Carolina)	5/13/23

**46 CHRISTIAN FOUTCH****SEASON HIGHS**

Category	High	Opponent (Last)	Date
Innings	2.0	Washington State [DH-1]	2/14/25
Longest Start	--	--	--
Shortest Start	--	--	--
Longest Relief	2.0	Washington State [DH-1]	2/14/25
Hits	2	2x (Charlotte)	3/2/25
Runs	2	2x (South Carolina)	3/23/25
Earned Runs	2	2x (South Carolina)	3/23/25
Walks	2	vs. #22 TCU	2/22/25
Strikeouts	1	4x (Oral Roberts)	3/18/25

**CAREER HIGHS**

Category	High	Opponent (Last)	Date
Innings	2.0	5x (Washington State [DH-1])	2/14/25
Longest Start	--	--	--
Shortest Start	--	--	--
Longest Relief	2.0	5x (Washington State [DH-1])	2/14/25
Hits	6	Little Rock	4/12/23
Runs	4	Little Rock	4/12/23
Earned Runs	4	Little Rock	4/12/23
Walks	2	6x (vs. #22 TCU)	2/22/25
Strikeouts	3	vs. South Carolina	5/22/24

# A ||| OVERALL STATISTICS

Record: 26-3 Home: 19-1 Away: 5-1 Neutral: 2-1 SEC: 8-1

Player	avg	gp-gs	ab	r	h	2b	3b	hr	rbi	tb	slg%	bb	hp	so	gdp	ob%	sf	sh	sb-att	po	a	e	fld%
24 Charles Davalan	.402	29-28	117	44	47	4	0	9	28	78	.667	17	3	9	0	.489	0	1	4-5	51	1	0	1.000
8 Cam Kozeal	.378	24-21	90	21	34	6	0	5	24	55	.611	6	2	14	1	.429	0	2	2-3	117	18	1	.993
22 Logan Maxwell	.373	23-23	83	28	31	2	0	8	17	57	.687	14	5	14	2	.485	1	2	0-1	26	0	0	1.000
25 Kuhio Aloy	.373	26-25	102	29	38	9	0	8	38	71	.696	17	2	29	2	.471	0	0	0-0	0	0	0	.000
10 Brent Iredale	.353	29-28	85	35	30	6	0	9	42	63	.741	25	10	27	1	.520	5	0	2-2	8	57	1	.985
9 Wehiwa Aloy	.352	29-29	122	34	43	11	1	10	34	86	.705	12	6	24	4	.436	0	0	3-4	41	60	3	.971
4 Justin Thomas Jr.	.284	27-22	67	21	19	4	0	4	13	35	.522	15	4	24	1	.432	2	2	4-7	42	2	1	.978
27 Ryder Helfrick	.250	26-24	76	18	19	1	2	5	15	39	.513	15	3	21	0	.385	2	3	0-1	222	10	2	.991
3 Nolan Souza	.220	26-23	82	17	18	4	0	4	18	34	.415	12	0	26	0	.319	0	0	5-5	33	40	1	.986
-----																							
28 Carson Boles	.375	11-4	16	7	6	3	0	0	4	9	.563	8	0	4	0	.583	0	0	0-0	5	0	0	1.000
17 Zane Becker	.350	12-5	20	3	7	3	0	0	4	10	.500	2	3	5	0	.480	0	0	1-1	66	2	0	1.000
1 Rocco Peppi	.278	13-11	36	7	10	2	0	0	9	12	.333	4	4	6	1	.400	1	0	0-0	60	9	1	.986
5 Kendall Diggs	.186	19-13	43	7	8	2	1	2	7	18	.419	6	1	11	2	.300	0	0	1-2	24	0	1	.960
6 Gabe Fraser	.176	12-4	17	5	3	0	0	1	6	6	.353	0	0	4	0	.167	1	0	0-0	4	7	2	.846
18 Reese Robinett	.000	10-0	6	0	0	0	0	0	0	0	.000	1	0	4	0	.143	0	0	0-0	19	1	0	1.000
42 Michael Anderson	.000	1-1	4	0	0	0	0	0	0	0	.000	0	0	1	0	.000	0	0	0-0	3	0	0	1.000
Totals	.324	29	966	276	313	57	4	65	259	573	.593	154	43	223	14	.434	12	10	22-31	735	232	13	.987
Opponents	.231	29	908	104	210	44	3	23	95	329	.362	79	30	287	19	.312	5	8	20-26	687	232	32	.966

LOB - Team (224), Opp (191). DPs turned - Team (25), Opp (15). CI - Team (0), Opp (2). IBB - Team (6), Maxwell 3, K. Aloy 2, Davalan 1. Picked off - Boles 1, W. Aloy 1, Thomas Jr. 1, Fraser 1.

## (All games Sorted by Earned run avg)

Player	era	w-l	app	gs	cg	sho	sv	ip	h	r	er	bb	so	2b	3b	hr	b/avg	wp	hp	bk	sfa	sha
40 Ben Bybee	3.18	3-0	9	3	0	0/0	0	22.2	19	9	8	6	22	2	0	2	.232	0	1	1	1	0
33 Zach Root	3.23	4-1	7	7	1	0/2	0	39.0	31	14	14	12	53	12	0	2	.212	3	4	0	0	1
35 Landon Beidelschie	4.02	3-0	7	6	0	0/0	0	31.1	32	14	14	9	29	5	0	7	.276	1	3	0	0	2
20 Gabe Gaeckle	5.93	1-0	7	7	0	0/0	0	30.1	27	20	20	15	34	6	2	1	.231	7	4	0	0	1
-----																						
36 Parker Coil	0.60	2-0	10	0	0	0/0	0	15.0	14	3	1	2	15	2	0	1	.237	0	1	0	1	0
16 Aiden Jimenez	1.59	3-0	9	0	0	0/1	1	17.0	15	3	3	2	20	2	0	0	.250	1	1	0	1	0
31 Dylan Carter	2.08	3-0	10	0	0	0/2	0	13.0	13	3	3	5	14	3	0	1	.283	5	3	0	1	1
14 Gage Wood	2.57	0-0	2	2	0	0/0	0	7.0	4	3	2	1	13	1	1	0	.160	1	1	0	1	0
44 Carson Wiggins	3.38	1-0	8	0	0	0/0	3	8.0	4	3	3	6	11	1	0	0	.143	4	0	0	0	0
38 Colin Fisher	3.78	3-0	9	4	0	0/2	0	16.2	11	7	7	7	26	4	0	2	.186	3	1	0	0	1
41 Will McEntire	3.86	1-0	9	0	0	0/0	1	14.0	11	7	6	2	14	2	0	4	.212	1	1	0	0	1
26 Tate McGuire	3.97	0-2	8	0	0	0/1	1	11.1	8	5	5	3	9	2	0	2	.195	0	0	0	0	0
13 Steele Eaves	4.91	0-0	3	0	0	0/1	0	3.2	5	2	2	1	4	0	0	0	.313	1	2	0	0	0
46 Christian Foutch	5.40	1-0	8	0	0	0/0	3	6.2	6	5	4	4	4	1	0	0	.250	1	6	0	0	1
29 Cole Gibler	5.79	1-0	6	0	0	0/0	0	9.1	10	6	6	4	19	1	0	1	.270	1	2	0	0	0
Totals	3.60	26-3	29	29	1	3/3	9	245.0	210	104	98	79	287	44	3	23	.231	29	30	1	5	8
Opponents	9.59	3-26	29	29	0	0/0	1	229.0	313	276	244	154	223	57	4	65	.324	27	43	4	12	10

PB - Team (3), Helfrick 2, Becker 1, Opp (3). Pickoffs - Team (4), McGuire 1, Root 1, Helfrick 1, Carter 1, Opp (4). SBA/ATT - Helfrick (16-21), Beidelschies (2-6), Fisher (3-4), Gaeckle (4-4), Becker (4-4), Bybee (4-4), Coil (2-2), Foutch (2-2), Root (1-1), McEntire (0-1), Wiggins (1-1), Jimenez (1-1).



Record: 8-1 Home: 3-0 Away: 5-1 SEC: 8-1

Player	avg	gp-gs	ab	r	h	2b	3b	hr	rbi	tb	slg%	bb	hp	so	gdp	ob%	sf	sh	sb-att	po	a	e	fld%
8 Cam Kozeal	.457	9-8	35	11	16	2	0	3	13	27	.771	3	1	6	0	.513	0	1	1-1	44	7	1	.981
24 Charles Davalan	.442	9-9	43	15	19	1	0	6	13	38	.884	4	0	6	0	.489	0	0	1-1	19	1	0	1.000
22 Logan Maxwell	.441	9-9	34	14	15	2	0	5	8	32	.941	4	3	5	1	.537	0	1	0-0	16	0	0	1.000
4 Justin Thomas Jr.	.310	9-8	29	7	9	2	0	2	8	17	.586	2	1	13	0	.353	2	1	0-0	15	1	1	.941
25 Kuhio Aloy	.282	9-9	39	6	11	3	0	1	5	17	.436	4	1	15	0	.364	0	0	0-0	0	0	0	.000
9 Wehiwa Aloy	.256	9-9	43	9	11	2	0	4	11	25	.581	4	0	12	2	.319	0	0	1-1	19	20	1	.975
27 Ryder Helfrick	.250	9-9	32	8	8	0	1	2	6	16	.500	5	1	4	0	.359	1	2	0-0	85	4	0	1.000
10 Brent Iredale	.233	9-9	30	9	7	0	0	2	11	13	.433	7	3	15	1	.405	2	0	0-0	1	17	1	.947
3 Nolan Souza	.226	9-8	31	4	7	2	0	1	6	12	.387	5	0	10	0	.333	0	0	1-1	18	16	0	1.000
-----																							
28 Carson Boles	1.000	1-0	1	1	1	0	0	0	0	1	1.000	0	0	0	0	1.000	0	0	0-0	0	0	0	.000
1 Rocco Peppi	.500	3-2	10	1	5	0	0	0	1	5	.500	0	0	2	0	.500	0	0	0-0	9	2	0	1.000
5 Kendall Diggs	.000	4-1	3	0	0	0	0	0	0	0	.000	0	0	1	0	.000	0	0	0-0	3	0	0	1.000
17 Zane Becker	.000	2-0	1	0	0	0	0	0	0	0	.000	0	0	0	0	.000	0	0	0-0	2	0	0	1.000
6 Gabe Fraser	.000	2-0	0	2	0	0	0	0	0	0	.000	0	0	0	0	.000	0	0	0-0	1	0	0	1.000
18 Reese Robinett	.000	1-0	0	0	0	0	0	0	0	0	.000	0	0	0	0	.000	0	0	0-0	0	0	0	.000
Totals	.329	9	331	87	109	14	1	26	82	203	.613	38	10	89	4	.409	5	5	4-4	237	73	4	.987
Opponents	.242	9	293	38	71	18	0	10	33	119	.406	32	11	85	7	.337	2	4	5-7	232	70	9	.971

LOB - Team (71), Opp (67). DPs turned - Team (8), Opp (4). CI - Team (0), Opp (1). IBB - Team (3), K. Aloy 1, Davalan 1, Maxwell 1. Picked off - Thomas Jr. 1.

**(SEC games only Sorted by Earned run avg)**

Player	era	w-l	app	gs	cg	sho	sv	ip	h	r	er	bb	so	2b	3b	hr	b/avg	wp	hp	bks	sfa	sha
40 Ben Bybee	0.00	1-0	3	0	0	0/0	0	7.0	3	0	0	2	9	1	0	0	.136	0	0	0	0	0
16 Aiden Jimenez	0.82	2-0	4	0	0	0/1	1	11.0	7	1	1	0	14	0	0	0	.189	1	1	0	1	0
41 Will McEntire	1.42	0-0	2	0	0	0/0	1	6.1	3	1	1	0	6	1	0	1	.130	0	0	0	0	0
33 Zach Root	4.58	2-1	3	3	1	0/1	0	17.2	19	9	9	6	17	8	0	2	.275	2	1	0	0	1
20 Gabe Gaeckle	5.56	0-0	3	3	0	0/0	0	11.1	9	7	7	6	15	2	0	0	.205	3	2	0	0	0
35 Landon Beidelschie	6.57	0-0	3	3	0	0/0	0	12.1	15	9	9	6	9	2	0	5	.326	0	3	0	0	1
-----																						
36 Parker Coil	2.25	2-0	2	0	0	0/0	0	4.0	5	1	1	1	5	1	0	1	.294	0	1	0	0	0
44 Carson Wiggins	4.50	1-0	3	0	0	0/0	0	4.0	2	2	2	5	6	0	0	0	.143	1	0	0	0	0
31 Dylan Carter	6.00	0-0	3	0	0	0/1	0	3.0	1	2	2	2	3	1	0	0	.125	0	1	0	1	1
26 Tate McGuire	6.75	0-0	1	0	0	0/0	0	1.1	3	1	1	1	1	1	0	0	.429	0	0	0	0	0
38 Colin Fisher	40.50	0-0	1	0	0	0/0	0	0.2	3	3	3	2	0	0	0	1	.750	0	0	0	0	1
46 Christian Foutch	54.00	0-0	2	0	0	0/0	0	0.1	1	2	2	1	0	1	0	0	.500	0	2	0	0	0
Totals	4.33	8-1	9	9	1	1/1	2	79.0	71	38	38	32	85	18	0	10	.242	7	11	0	2	4
Opponents	8.38	1-8	9	9	0	0/0	0	77.1	109	87	72	38	89	14	1	26	.329	6	10	0	5	5

PB - Team (1), Helfrick 1, Opp (1). Pickoffs - Team (2), Helfrick 1, Root 1, Opp (1). SBA/ATT - Helfrick (5-7), Beidelschies (1-3), Jimenez (1-1), Fisher (1-1), Wiggins (1-1), Gaeckle (1-1).

Score by innings	1	2	3	4	5	6	7	8	9	EX	Total
Arkansas	24	25	32	65	43	27	26	17	12	5	276
Opponents	17	11	7	16	10	17	12	2	9	3	104

## Record when ...

Overall	26-3	After 6 leading	22-1
Conference	8-1	..... trailing	2-1
Non-Conference	18-2	..... tied	2-1
Home games	19-1	After 7 leading	12-1
Away games	5-1	..... trailing	1-2
Neutral site	2-1	..... tied	4-0
Day games	20-1	After 8 leading	14-1
Night games	6-2	..... trailing	1-2
vs Left starter	8-2	..... tied	2-0
vs Right starter	18-1		
1-Run games	4-2	Hit 0 home runs	4-0
2-Run games	3-0	... 1 home run	3-1
5+Run games	14-0	... 2+ home runs	19-2
Extra innings	2-1		
Shutouts	3-0	Opponent 0 home runs	15-1
		..... 1 home run	7-0
		..... 2+ HRs	4-2
Scoring 0-2 runs	1-1		
..... 3-5 runs	5-0		
..... 6-9 runs	6-1	Made 0 errors	19-1
..... 10+ runs	14-1	.... 1 error	4-1
		.... 2+ errors	3-1
Opponent 0-2 runs	12-0		
..... 3-5 runs	11-1	Opp. made 0 errors	6-2
..... 6-9 runs	2-0	..... 1 error	10-1
..... 10+ runs	1-2	..... 2+ errors	10-0
Scored in 1st inning	9-0	Out-hit opponent	19-1
Opp. scored in 1st	7-1	Out-hit by opponent	5-2
Scores first	18-0	Hits are tied	2-0
Opp. scores first	8-3		

## Record when team scores:

Runs	0	1	2	3	4	5	6	7	8	9	10+
W-L	0-0	0-0	1-1	1-0	2-0	2-0	1-1	1-0	2-0	2-0	14-1

## Record when opponent scores:

Runs	0	1	2	3	4	5	6	7	8	9	10+
W-L	3-0	3-0	6-0	8-1	2-0	1-0	1-0	0-0	0-0	1-0	1-2

## Record when leading after:

Inn.	1	2	3	4	5	6	7	8
W-L	8-0	14-0	19-0	19-1	21-1	22-1	12-1	14-1

## Record when trailing after:

Inn.	1	2	3	4	5	6	7	8
W-L	5-1	5-2	3-3	4-2	3-2	2-1	1-2	1-2

## Record when tied after:

Inn.	1	2	3	4	5	6	7	8
W-L	13-2	7-1	4-0	3-0	2-0	2-1	4-0	2-0

Current winning streak: 3  
Longest winning streak: 12  
Longest losing streak: 1

Home attendance : 182378 ( 19 dates avg = 9598 )  
Away attendance : 83706 ( 9 dates avg = 9300 )  
Total attendance: 266084 ( 28 dates avg = 9503 )

<b>Multiple Hit Games</b>	<b>2</b>	<b>3</b>	<b>4</b>	<b>5+</b>	<b>Total</b>
9 Wehiwa Aloy	9	4	1	-	14
24 Charles Davalan	8	4	2	-	14
8 Cam Kozeal	9	2	-	-	11
25 Kuhio Aloy	8	2	1	-	11
22 Logan Maxwell	7	3	-	-	10
10 Brent Iredale	6	2	-	-	8
3 Nolan Souza	2	1	-	-	3
4 Justin Thomas Jr.	3	-	-	-	3
27 Ryder Helfrick	2	1	-	-	3
1 Rocco Peppi	3	-	-	-	3
6 Gabe Fraser	1	-	-	-	1
17 Zane Becker	1	-	-	-	1
28 Carson Boles	1	-	-	-	1
TEAM	60	19	4	0	83

<b>Multiple RBI Games</b>	<b>2</b>	<b>3</b>	<b>4</b>	<b>5+</b>	<b>Total</b>
9 Wehiwa Aloy	5	1	3	1	10
25 Kuhio Aloy	4	4	1	1	10
24 Charles Davalan	5	3	1	-	9
10 Brent Iredale	2	3	2	2	9
8 Cam Kozeal	3	2	-	1	6
3 Nolan Souza	3	2	-	-	5
22 Logan Maxwell	5	-	-	-	5
4 Justin Thomas Jr.	4	-	-	-	4
27 Ryder Helfrick	2	2	-	-	4
5 Kendall Diggs	2	-	-	-	2
28 Carson Boles	2	-	-	-	2
1 Rocco Peppi	1	-	1	-	2
17 Zane Becker	-	1	-	-	1
6 Gabe Fraser	-	-	1	-	1
TEAM	38	18	9	5	70

<b>Hitting Streaks</b>	<b>Longest</b>	<b>Current</b>
25 Kuhio Aloy	12	-
24 Charles Davalan	12	12
9 Wehiwa Aloy	10	-
8 Cam Kozeal	8	8
4 Justin Thomas Jr.	6	6
22 Logan Maxwell	6	5
5 Kendall Diggs	5	-
10 Brent Iredale	5	2
3 Nolan Souza	5	1
27 Ryder Helfrick	5	-
1 Rocco Peppi	4	4
28 Carson Boles	3	1
17 Zane Becker	2	2
6 Gabe Fraser	1	1

<b>Reached Base Streaks</b>	<b>Longest</b>	<b>Current</b>
10 Brent Iredale	25	3
24 Charles Davalan	23	23
22 Logan Maxwell	23	23
9 Wehiwa Aloy	16	-
8 Cam Kozeal	14	14
25 Kuhio Aloy	12	-
5 Kendall Diggs	11	-
4 Justin Thomas Jr.	8	8
28 Carson Boles	8	1
27 Ryder Helfrick	7	7
3 Nolan Souza	6	1
1 Rocco Peppi	5	5
17 Zane Becker	2	2
18 Reese Robinett	1	-
6 Gabe Fraser	1	1



## Starting Lineup By Position (Team W-L record when starter)

PITCHER:		
33 Zach Root	7	(6-1)
20 Gabe Gaeckle	7	(6-1)
35 Landon Beidelschi	6	(6-0)
38 Colin Fisher	4	(3-1)
40 Ben Bybee	3	(3-0)
14 Gage Wood	2	(2-0)
CATCHER:		
27 Ryder Helfrick	24	(22-2)
17 Zane Becker	5	(4-1)
FIRST BASE:		
8 Cam Kozeal	18	(17-1)
1 Rocco Peppi	10	(8-2)
42 Michael Anderson	1	(1-0)
SECOND BASE:		
3 Nolan Souza	23	(20-3)
8 Cam Kozeal	3	(3-0)
6 Gabe Fraser	3	(3-0)
THIRD BASE:		
10 Brent Iredale	28	(26-2)
6 Gabe Fraser	1	(0-1)
SHORTSTOP:		
9 Wehiwa Aloy	29	(26-3)
LEFT FIELD:		
24 Charles Davalan	17	(15-2)
22 Logan Maxwell	6	(5-1)
4 Justin Thomas Jr.	4	(4-0)
28 Carson Boles	2	(2-0)
CENTER FIELD:		
4 Justin Thomas Jr.	18	(16-2)
24 Charles Davalan	11	(10-1)
RIGHT FIELD:		
5 Kendall Diggs	13	(11-2)
22 Logan Maxwell	13	(12-1)
28 Carson Boles	2	(2-0)
1 Rocco Peppi	1	(1-0)
DESIGNATED HITTER:		
25 Kuhio Aloy	25	(22-3)
22 Logan Maxwell	4	(4-0)

## Starting Lineup By Lineup Spot (Team W-L record when starter)

LEADOFF:		
24 Charles Davalan	28	(25-3)
4 Justin Thomas Jr.	1	(1-0)
2ND SPOT:		
9 Wehiwa Aloy	29	(26-3)
3RD SPOT:		
22 Logan Maxwell	19	(17-2)
25 Kuhio Aloy	5	(5-0)
1 Rocco Peppi	2	(2-0)
10 Brent Iredale	2	(1-1)
8 Cam Kozeal	1	(1-0)
CLEANUP:		
25 Kuhio Aloy	14	(11-3)
10 Brent Iredale	12	(12-0)
22 Logan Maxwell	3	(3-0)
5TH SPOT:		
10 Brent Iredale	14	(13-1)
25 Kuhio Aloy	5	(5-0)
8 Cam Kozeal	3	(2-1)
5 Kendall Diggs	3	(3-0)
1 Rocco Peppi	2	(1-1)
22 Logan Maxwell	1	(1-0)
3 Nolan Souza	1	(1-0)
6TH SPOT:		
8 Cam Kozeal	12	(12-0)
1 Rocco Peppi	7	(6-1)
5 Kendall Diggs	6	(4-2)
27 Ryder Helfrick	2	(2-0)
25 Kuhio Aloy	1	(1-0)
28 Carson Boles	1	(1-0)
7TH SPOT:		
27 Ryder Helfrick	13	(11-2)
3 Nolan Souza	5	(4-1)
5 Kendall Diggs	4	(4-0)
8 Cam Kozeal	3	(3-0)
28 Carson Boles	3	(3-0)
42 Michael Anderson	1	(1-0)
8TH SPOT:		
3 Nolan Souza	14	(12-2)
27 Ryder Helfrick	7	(7-0)
17 Zane Becker	4	(3-1)
6 Gabe Fraser	2	(2-0)
8 Cam Kozeal	2	(2-0)
9TH SPOT:		
4 Justin Thomas Jr.	21	(19-2)
3 Nolan Souza	3	(3-0)
6 Gabe Fraser	2	(1-1)
27 Ryder Helfrick	2	(2-0)
17 Zane Becker	1	(1-0)

## STARTERS SUMMARY

Player	GS	Position											Batting Order								
		p	c	1b	2b	3b	ss	lf	cf	rf	of	dh	1st	2nd	3rd	4th	5th	6th	7th	8th	9th
9 Wehiwa Aloy	29	.	.	.	.	.	29	.	.	.	.	.	.	29	.	.	.	.	.	.	.
10 Brent Iredale	28	.	.	.	.	28	.	.	.	.	.	.	.	.	2	12	14	.	.	.	.
24 Charles Davala	28	.	.	.	.	.	.	17	11	.	.	.	28	.	.	.	.	.	.	.	.
25 Kuhio Aloy	25	.	.	.	.	.	.	.	.	.	.	25	.	.	5	14	5	1	.	.	.
27 Ryder Helfrick	24	.	24	.	.	.	.	.	.	.	.	.	.	.	.	.	.	2	13	7	2
3 Nolan Souza	23	.	.	.	23	.	.	.	.	.	.	.	.	.	.	.	1	.	5	14	3
22 Logan Maxwell	23	.	.	.	.	.	.	6	.	13	.	4	.	.	19	3	1	.	.	.	.
4 Justin Thomas J	22	.	.	.	.	.	.	4	18	.	.	.	1	.	.	.	.	.	.	.	21
8 Cam Kozeal	21	.	.	18	3	.	.	.	.	.	.	.	.	.	1	.	3	12	3	2	.
5 Kendall Diggs	13	.	.	.	.	.	.	.	.	13	.	.	.	.	.	.	3	6	4	.	.
1 Rocco Peppi	11	.	.	10	.	.	.	.	.	1	.	.	.	.	2	.	2	7	.	.	.
20 Gabe Gaeckle	7	7	.	.	.	.	.	.	.	.	.	.	.	.	.	.	.	.	.	.	.
33 Zach Root	7	7	.	.	.	.	.	.	.	.	.	.	.	.	.	.	.	.	.	.	.
35 Landon Beidels	6	6	.	.	.	.	.	.	.	.	.	.	.	.	.	.	.	.	.	.	.
17 Zane Becker	5	.	5	.	.	.	.	.	.	.	.	.	.	.	.	.	.	.	.	4	1
28 Carson Boles	4	.	.	.	.	.	.	2	.	2	.	.	.	.	.	.	.	1	3	.	.
38 Colin Fisher	4	4	.	.	.	.	.	.	.	.	.	.	.	.	.	.	.	.	.	.	.
6 Gabe Fraser	4	.	.	.	3	1	.	.	.	.	.	.	.	.	.	.	.	.	.	2	2
40 Ben Bybee	3	3	.	.	.	.	.	.	.	.	.	.	.	.	.	.	.	.	.	.	.
14 Gage Wood	2	2	.	.	.	.	.	.	.	.	.	.	.	.	.	.	.	.	.	.	.
42 Michael Anders	1	.	.	1	.	.	.	.	.	.	.	.	.	.	.	.	.	.	1	.	.



# III INDIVIDUAL GAME-BY-GAME

## #42 Michael Anderson - 1 game (All games)

Date	Opponent	Pos	AB	R	H	RBI	2B	3B	HR	BB	SB	CS	HBP	SAC	SF	GDP	K	PO	A	E	Avg
Feb 14	WASHINGTON ST	*1b	4	0	0	0	0	0	0	0	0	0	0	0	0	0	1	3	0	0	.000
Totals		1gs	4	0	0	0	0	0	0	0	0	0	0	0	0	0	1	3	0	0	.000

On base pct. .000 • Slugging pct. .000

## #17 Zane Becker - 12 games (All games)

Date	Opponent	Pos	AB	R	H	RBI	2B	3B	HR	BB	SB	CS	HBP	SAC	SF	GDP	K	PO	A	E	Avg
Feb 14	WASHINGTON ST	pr/c	0	1	0	0	0	0	0	0	0	0	0	0	0	0	0	1	0	0	.000
Feb 15	WASHINGTON ST	*c	3	0	2	1	2	0	0	0	0	0	0	0	0	0	0	8	0	0	.667
Feb 17	WASHINGTON ST	c	0	0	0	0	0	0	0	0	0	0	0	0	0	0	0	1	0	0	.667
Feb 23	vs Michigan	ph/c	2	0	1	0	0	0	0	1	0	0	0	0	0	0	0	6	0	0	.600
Feb 25	GRAMBLING	c	1	0	0	0	0	0	0	0	0	0	0	0	0	0	0	3	0	0	.500
Mar 05	ULM	*c	3	1	1	0	0	0	0	0	0	0	1	0	0	0	1	6	0	0	.444
Mar 08	PORTLAND	c	0	0	0	0	0	0	0	0	0	0	0	0	0	0	0	1	0	0	.444
Mar 11	UCA	*c	4	0	1	0	0	0	0	0	0	0	0	0	0	0	2	14	0	0	.385
Mar 15	at Ole Miss	ph/c	1	0	0	0	0	0	0	0	0	0	0	0	0	0	0	2	0	0	.357
Mar 18	ORAL ROBERTS	*c	2	0	1	0	0	0	0	1	1	0	1	0	0	0	0	7	0	0	.375
Mar 22	SOUTH CAROLIN	c	0	0	0	0	0	0	0	0	0	0	0	0	0	0	0	0	0	0	.375
Mar 25	MISSOURI STATE	*c	4	1	1	3	1	0	0	0	0	0	1	0	0	0	2	17	2	0	.350
Totals		5gs	20	3	7	4	3	0	0	2	1	0	3	0	0	0	5	66	2	0	.350

On base pct. .480 • Slugging pct. .500

## #35 Landon Beidelschies - 4 games (All games)

Date	Opponent	Pos	AB	R	H	RBI	2B	3B	HR	BB	SB	CS	HBP	SAC	SF	GDP	K	PO	A	E	Avg
Feb 17	WASHINGTON ST	*p	0	0	0	0	0	0	0	0	0	0	0	0	0	0	0	0	1	0	.000
Feb 22	vs TCU	p	0	0	0	0	0	0	0	0	0	0	0	0	0	0	0	0	1	0	.000
Mar 02	CHARLOTTE	*p	0	0	0	0	0	0	0	0	0	0	0	0	0	0	0	1	1	0	.000
Mar 09	PORTLAND	*p	0	0	0	0	0	0	0	0	0	0	0	0	0	0	0	0	1	0	.000
Totals		3gs	0	0	0	0	0	0	0	0	0	0	0	0	0	0	0	1	4	0	.000

On base pct. .000 • Slugging pct. .000

## #35 Landon Beidelschies - 7 appearances (All games)

Date	Opponent	GS	IP	H	R	ER	BB	SO	2B	3B	HR	WP	BK	HBP	IBB	Score	W-L	Sv	ERA	NP
Feb 17	WASHINGTON ST	*	5.0	4	1	1	1	7	1	0	0	0	0	0	0	12-2	1-0	0	1.80	71
Feb 22	vs TCU		2.2	1	0	0	1	0	0	0	0	0	0	0	0	2-1	2-0	0	1.17	33
Mar 02	CHARLOTTE	*	6.1	4	1	1	1	7	0	0	1	0	0	0	0	4-3	2-0	0	1.29	92
Mar 09	PORTLAND	*	5.0	8	3	3	0	6	2	0	1	1	0	0	0	5-3	3-0	0	2.37	73
Mar 16	at Ole Miss	*	2.1	4	4	4	2	2	1	0	2	0	0	1	0	12-9	3-0	0	3.80	59
Mar 23	SOUTH CAROLIN	*	5.0	5	2	2	2	3	0	0	2	0	0	0	0	11-4	3-0	0	3.76	63
Mar 30	at Vanderbilt	*	5.0	6	3	3	2	4	1	0	1	0	0	2	0	7-3	3-0	0	4.02	86
Totals		6	31.1	32	14	14	9	29	5	0	7	1	0	3	0	53-25	3-0	0	4.02	-

## #28 Carson Boles - 11 games (All games)

Date	Opponent	Pos	AB	R	H	RBI	2B	3B	HR	BB	SB	CS	HBP	SAC	SF	GDP	K	PO	A	E	Avg
Feb 14	WASHINGTON ST	of	1	1	1	0	0	0	0	0	0	0	0	0	0	0	0	0	0	0	1.000
Feb 15	WASHINGTON ST	pr	0	0	0	0	0	0	0	0	0	0	0	0	0	0	0	0	0	0	1.000
Feb 17	WASHINGTON ST	*of	4	2	2	2	1	0	0	0	0	0	0	0	0	0	1	0	0	0	.600
Feb 22	vs TCU	of	0	0	0	0	0	0	0	1	0	0	0	0	0	0	0	1	0	0	.600
Mar 02	CHARLOTTE	*of	2	0	1	0	1	0	0	1	0	0	0	0	0	0	0	1	0	0	.571
Mar 05	ULM	of	0	1	0	0	0	0	0	2	0	0	0	0	0	0	0	2	0	0	.571
Mar 09	PORTLAND	*of	2	0	0	0	0	0	0	1	0	0	0	0	0	0	2	1	0	0	.444
Mar 16	at Ole Miss	ph	1	1	1	0	0	0	0	0	0	0	0	0	0	0	0	0	0	0	.500
Mar 18	ORAL ROBERTS	*of/of	2	0	0	0	0	0	0	2	0	0	0	0	0	0	0	0	0	0	.417
Mar 19	ORAL ROBERTS	of	1	0	0	0	0	0	0	0	0	0	0	0	0	0	1	0	0	0	.385
Mar 25	MISSOURI STATE	ph/of	3	2	1	2	1	0	0	1	0	0	0	0	0	0	0	0	0	0	.375
Totals		4gs	16	7	6	4	3	0	0	8	0	0	0	0	0	0	4	5	0	0	.375

On base pct. .583 • Slugging pct. .562



## #40 Ben Bybee - 2 games (All games)

Date	Opponent	Pos	AB	R	H	RBI	2B	3B	HR	BB	SB	CS	HBP	SAC	SF	GDP	K	PO	A	E	Avg
Feb 17	WASHINGTON ST	p	0	0	0	0	0	0	0	0	0	0	0	0	0	0	0	1	0	0	.000
Mar 05	ULM	*p	0	0	0	0	0	0	0	0	0	0	0	0	0	0	0	3	0	0	.000
Totals		1gs	0	0	0	0	0	0	0	0	0	0	0	0	0	0	0	4	0	0	.000

On base pct. .000 • Slugging pct. .000

## #40 Ben Bybee - 9 appearances (All games)

Date	Opponent	GS	IP	H	R	ER	BB	SO	2B	3B	HR	WP	BK	HBP	IBB	Score	W-L	Sv	ERA	NP
Feb 17	WASHINGTON ST		1.0	2	1	1	0	0	1	0	0	0	0	0	0	12-2	0-0	0	9.00	17
Feb 25	GRAMBLING	*	3.0	1	1	1	2	2	0	0	0	0	0	0	0	14-3	1-0	0	4.50	47
Mar 05	ULM	*	4.0	5	3	3	1	2	0	0	1	0	0	0	0	15-3	2-0	0	5.62	58
Mar 11	UCA		2.0	3	1	1	1	2	0	0	0	0	1	1	0	9-2	2-0	0	5.40	37
Mar 14	at Ole Miss		2.0	0	0	0	1	2	0	0	0	0	0	0	0	6-10	2-0	0	4.50	23
Mar 18	ORAL ROBERTS	*	4.0	1	0	0	0	5	0	0	0	0	0	0	0	4-1	2-0	0	3.38	55
Mar 23	SOUTH CAROLIN		1.0	1	0	0	0	0	0	0	0	0	0	0	0	11-4	2-0	0	3.18	11
Mar 25	MISSOURI STATE		1.2	4	3	2	0	2	0	0	1	0	0	0	0	13-14	2-0	0	3.86	33
Mar 30	at Vanderbilt		4.0	2	0	0	1	7	1	0	0	0	0	0	0	7-3	3-0	0	3.18	62
Totals		3	22.2	19	9	8	6	22	2	0	2	0	1	1	0	91-42	3-0	0	3.18	-

## #31 Dylan Carter - 3 games (All games)

Date	Opponent	Pos	AB	R	H	RBI	2B	3B	HR	BB	SB	CS	HBP	SAC	SF	GDP	K	PO	A	E	Avg
Feb 15	WASHINGTON ST	p	0	0	0	0	0	0	0	0	0	0	0	0	0	0	0	0	1	0	.000
Feb 23	vs Michigan	p	0	0	0	0	0	0	0	0	0	0	0	0	0	0	0	1	0	0	.000
Mar 04	ULM	p	0	0	0	0	0	0	0	0	0	0	0	0	0	0	0	0	1	0	.000
Totals		0gs	0	0	0	0	0	0	0	0	0	0	0	0	0	0	0	1	2	0	.000

On base pct. .000 • Slugging pct. .000

## #31 Dylan Carter - 10 appearances (All games)

Date	Opponent	GS	IP	H	R	ER	BB	SO	2B	3B	HR	WP	BK	HBP	IBB	Score	W-L	Sv	ERA	NP
Feb 15	WASHINGTON ST		1.2	2	0	0	0	1	1	0	0	1	0	0	0	5-2	1-0	0	0.00	23
Feb 23	vs Michigan		2.0	3	0	0	1	1	0	0	0	1	0	0	0	8-6	2-0	0	0.00	33
Feb 28	CHARLOTTE		1.0	2	0	0	0	2	1	0	0	0	0	1	0	11-10	3-0	0	0.00	24
Mar 04	ULM		2.0	1	0	0	1	2	0	0	0	2	0	0	0	14-1	3-0	0	0.00	34
Mar 11	UCA		1.0	2	0	0	1	2	0	0	0	0	0	0	0	9-2	3-0	0	0.00	18
Mar 14	at Ole Miss		1.2	1	2	2	1	2	1	0	0	0	0	1	0	6-10	3-0	0	1.93	28
Mar 16	at Ole Miss		0.1	0	0	0	0	0	0	0	0	0	0	0	0	12-9	3-0	0	1.86	1
Mar 19	ORAL ROBERTS		1.0	1	0	0	0	0	0	0	0	1	0	1	0	16-0	3-0	0	1.69	12
Mar 25	MISSOURI STATE		1.1	1	1	1	0	3	0	0	1	0	0	0	0	13-14	3-0	0	2.25	20
Mar 28	at Vanderbilt		1.0	0	0	0	1	1	0	0	0	0	0	0	0	9-0	3-0	0	2.08	13
Totals		0	13.0	13	3	3	5	14	3	0	1	5	0	3	0	103-54	3-0	0	2.08	-

## #36 Parker Coil - 1 game (All games)

Date	Opponent	Pos	AB	R	H	RBI	2B	3B	HR	BB	SB	CS	HBP	SAC	SF	GDP	K	PO	A	E	Avg
Mar 23	SOUTH CAROLIN	p	0	0	0	0	0	0	0	0	0	0	0	0	0	0	0	1	0	0	.000
Totals		0gs	0	0	0	0	0	0	0	0	0	0	0	0	0	0	0	1	0	0	.000

On base pct. .000 • Slugging pct. .000



# III INDIVIDUAL GAME-BY-GAME

## #36 Parker Coil - 10 appearances (All games)

Date	Opponent	GS	IP	H	R	ER	BB	SO	2B	3B	HR	WP	BK	HBP	IBB	Score	W-L	Sv	ERA	NP
Feb 14	WASHINGTON ST		0.1	1	0	0	0	0	0	0	0	0	0	0	0	3-2	0-0	0	0.00	5
Feb 15	WASHINGTON ST		1.1	1	0	0	0	1	0	0	0	0	0	0	0	5-2	0-0	0	0.00	16
Feb 21	vs Kansas State		1.0	0	0	0	0	0	0	0	0	0	0	0	0	2-3	0-0	0	0.00	12
Feb 23	vs Michigan		1.2	3	2	0	0	1	1	0	0	0	0	0	0	8-6	0-0	0	0.00	29
Feb 28	CHARLOTTE		2.0	0	0	0	0	3	0	0	0	0	0	0	0	11-10	0-0	0	0.00	25
Mar 02	CHARLOTTE		1.2	0	0	0	0	4	0	0	0	0	0	0	0	4-3	0-0	0	0.00	17
Mar 09	PORTLAND		1.0	2	0	0	0	0	0	0	0	0	0	0	0	5-3	0-0	0	0.00	18
Mar 15	at Ole Miss		2.0	3	1	1	0	4	0	0	1	0	0	0	0	12-3	1-0	0	0.82	35
Mar 18	ORAL ROBERTS		2.0	2	0	0	1	1	0	0	0	0	0	0	0	4-1	1-0	0	0.69	31
Mar 23	SOUTH CAROLIN		2.0	2	0	0	1	1	1	0	0	0	0	1	0	11-4	2-0	0	0.60	30
Totals		0	15.0	14	3	1	2	15	2	0	1	0	0	1	0	65-37	2-0	0	0.60	-

## #24 Charles Davalan - 29 games (All games)

Date	Opponent	Pos	AB	R	H	RBI	2B	3B	HR	BB	SB	CS	HBP	SAC	SF	GDP	K	PO	A	E	Avg
Feb 14	WASHINGTON ST	*of	4	1	1	0	0	0	0	1	0	0	0	0	0	0	0	4	0	0	.250
Feb 14	WASHINGTON ST	*of	5	1	2	3	0	0	0	0	0	0	0	0	0	0	1	0	0	0	.333
Feb 15	WASHINGTON ST	*of	4	1	1	0	1	0	0	0	0	0	0	0	0	0	0	3	0	0	.308
Feb 17	WASHINGTON ST	*of	4	1	1	2	0	0	0	1	1	0	0	0	0	0	0	1	0	0	.294
Feb 21	vs Kansas State	*of	2	0	0	0	0	0	0	1	0	0	1	0	0	0	0	2	0	0	.263
Feb 22	vs TCU	*of	4	0	0	0	0	0	0	0	0	0	0	0	0	0	1	1	0	0	.217
Feb 23	vs Michigan	*of	5	1	2	2	1	0	0	0	0	0	0	0	0	0	0	2	0	0	.250
Feb 25	GRAMBLING	*of	3	1	1	0	0	0	0	2	0	0	0	0	0	0	0	0	0	0	.258
Feb 28	CHARLOTTE	*of	4	1	1	2	0	0	1	1	0	0	0	0	0	0	0	0	0	0	.257
Mar 01	CHARLOTTE	*of/of	5	1	1	0	0	0	0	0	0	0	0	0	0	0	0	1	0	0	.250
Mar 02	CHARLOTTE	of	1	0	1	0	0	0	0	0	0	1	0	0	0	0	0	0	0	0	.268
Mar 04	ULM	*of	3	3	0	0	0	0	0	1	0	0	1	0	0	0	0	1	0	0	.250
Mar 05	ULM	*of	3	4	2	4	0	0	1	2	0	0	0	0	0	0	0	2	0	0	.277
Mar 07	PORTLAND	*of	3	3	1	0	0	0	0	1	0	0	1	0	0	0	0	2	0	0	.280
Mar 08	PORTLAND	*of	3	2	3	1	0	0	1	0	0	0	0	1	0	0	0	2	0	0	.321
Mar 09	PORTLAND	*of	4	2	2	0	0	0	0	0	1	0	0	0	0	0	0	1	0	0	.333
Mar 11	UCA	*of	3	2	0	0	0	0	0	2	0	0	0	0	0	0	0	3	0	0	.317
Mar 14	at Ole Miss	*of/of	5	2	2	1	0	0	1	0	0	0	0	0	0	0	0	1	1	0	.323
Mar 15	at Ole Miss	*of	6	2	4	3	0	0	1	0	0	0	0	0	0	0	2	0	0	0	.352
Mar 16	at Ole Miss	*of/of	6	1	2	2	0	0	0	0	1	0	0	0	0	0	2	3	0	0	.351
Mar 18	ORAL ROBERTS	*of/of	4	1	3	1	0	0	0	1	0	0	0	0	0	0	0	3	0	0	.370
Mar 19	ORAL ROBERTS	*of	4	3	3	0	0	0	0	0	1	0	0	0	0	0	0	3	0	0	.388
Mar 21	SOUTH CAROLIN	*of	5	3	4	1	1	0	0	0	0	0	0	0	0	0	0	2	0	0	.411
Mar 22	SOUTH CAROLIN	*of	4	2	1	2	0	0	1	1	0	0	0	0	0	0	0	2	0	0	.404
Mar 23	SOUTH CAROLIN	*of	4	2	2	1	0	0	1	1	0	0	0	0	0	0	0	1	0	0	.408
Mar 25	MISSOURI STATE	*of/of	6	1	3	0	1	0	0	0	0	0	0	0	0	0	1	1	0	0	.413
Mar 28	at Vanderbilt	*of	3	1	1	0	0	0	0	2	0	0	0	0	0	0	0	4	0	0	.411
Mar 29	at Vanderbilt	*of	5	0	1	0	0	0	0	0	0	0	0	0	0	0	1	2	0	0	.402
Mar 30	at Vanderbilt	*of	5	2	2	3	0	0	2	0	0	0	0	0	0	0	1	4	0	0	.402
Totals		28gs	117	44	47	28	4	0	9	17	4	1	3	1	0	0	9	51	1	0	.402

On base pct. .489 • Slugging pct. .667

## #5 Kendall Diggs - 19 games (All games)

Date	Opponent	Pos	AB	R	H	RBI	2B	3B	HR	BB	SB	CS	HBP	SAC	SF	GDP	K	PO	A	E	Avg
Feb 14	WASHINGTON ST	*of	4	0	0	0	0	0	0	0	0	0	0	0	0	0	2	1	0	0	.000
Feb 15	WASHINGTON ST	*of	3	1	1	0	1	0	0	1	0	1	0	0	0	0	1	4	0	0	.143
Feb 21	vs Kansas State	*of	4	0	1	0	0	0	0	0	0	0	0	0	0	0	2	1	0	0	.182
Feb 22	vs TCU	*of	2	0	1	0	0	0	0	0	1	0	0	0	0	0	0	2	0	0	.231
Feb 23	vs Michigan	*of	4	1	1	1	1	0	0	1	0	0	0	0	0	0	1	4	0	0	.235
Feb 28	CHARLOTTE	of	0	0	0	0	0	0	0	0	0	0	0	0	0	0	0	1	0	0	.235
Mar 01	CHARLOTTE	*of	3	1	1	0	0	0	0	1	0	0	0	0	0	0	2	2	0	0	.250
Mar 04	ULM	*of	3	0	0	0	0	0	0	0	0	0	1	0	0	0	1	0	0	0	.217
Mar 05	ULM	*of	3	1	1	1	0	0	1	0	0	0	0	0	0	0	0	2	0	0	.231
Mar 07	PORTLAND	of	1	1	1	2	0	1	0	1	0	0	0	0	0	0	0	0	0	0	.259
Mar 08	PORTLAND	*of	4	1	1	2	0	0	1	0	0	0	0	0	0	0	0	0	0	0	.258
Mar 09	PORTLAND	of	0	0	0	0	0	0	0	1	0	0	0	0	0	0	0	0	0	0	.258
Mar 11	UCA	*of	3	0	0	0	0	0	0	1	0	0	0	0	0	1	1	1	0	0	.235
Mar 14	at Ole Miss	of	1	0	0	0	0	0	0	0	0	0	0	0	0	0	1	0	0	0	.229
Mar 16	at Ole Miss	*of	2	0	0	0	0	0	0	0	0	0	0	0	0	0	0	2	0	0	.216
Mar 19	ORAL ROBERTS	*of	4	1	0	1	0	0	0	0	0	0	0	0	0	0	0	2	0	0	.195
Mar 22	SOUTH CAROLIN	of	0	0	0	0	0	0	0	0	0	0	0	0	0	0	0	1	0	0	.195
Mar 23	SOUTH CAROLIN	of	0	0	0	0	0	0	0	0	0	0	0	0	0	0	0	0	0	0	.195
Mar 25	MISSOURI STATE	*of	2	0	0	0	0	0	0	0	0	0	0	0	0	1	0	1	0	1	.186
Totals		13gs	43	7	8	7	2	1	2	6	1	1	1	0	0	2	11	24	0	1	.186

On base pct. .300 • Slugging pct. .419

## #13 Steele Eaves - 2 games (All games)

Date	Opponent	Pos	AB	R	H	RBI	2B	3B	HR	BB	SB	CS	HBP	SAC	SF	GDP	K	PO	A	E	Avg
Feb 25	GRAMBLING	p	0	0	0	0	0	0	0	0	0	0	0	0	0	0	0	0	1	0	.000
Mar 07	PORTLAND	p	0	0	0	0	0	0	0	0	0	0	0	0	0	0	0	0	1	0	.000
Totals		0gs	0	0	0	0	0	0	0	0	0	0	0	0	0	0	0	0	2	0	.000

On base pct. .000 • Slugging pct. .000

## #13 Steele Eaves - 3 appearances (All games)

Date	Opponent	GS	IP	H	R	ER	BB	SO	2B	3B	HR	WP	BK	HBP	IBB	Score	W-L	Sv	ERA	NP
Feb 25	GRAMBLING		1.0	1	1	1	0	2	0	0	0	1	0	1	0	14-3	0-0	0	9.00	19
Mar 07	PORTLAND		1.2	4	1	1	0	1	0	0	0	0	0	1	0	20-3	0-0	0	6.75	31
Mar 19	ORAL ROBERTS		1.0	0	0	0	1	1	0	0	0	0	0	0	0	16-0	0-0	0	4.91	21
Totals		0	3.2	5	2	2	1	4	0	0	0	1	0	2	0	50-6	0-0	0	4.91	-

## #38 Colin Fisher - 1 game (All games)

Date	Opponent	Pos	AB	R	H	RBI	2B	3B	HR	BB	SB	CS	HBP	SAC	SF	GDP	K	PO	A	E	Avg
Mar 04	ULM	*p	0	0	0	0	0	0	0	0	0	0	0	0	0	0	0	0	1	0	.000
Totals		1gs	0	0	0	0	0	0	0	0	0	0	0	0	0	0	0	0	1	0	.000

On base pct. .000 • Slugging pct. .000

## #38 Colin Fisher - 9 appearances (All games)

Date	Opponent	GS	IP	H	R	ER	BB	SO	2B	3B	HR	WP	BK	HBP	IBB	Score	W-L	Sv	ERA	NP
Feb 23	vs Michigan		1.0	0	0	0	1	2	0	0	0	0	0	0	0	8-6	0-0	0	0.00	14
Feb 25	GRAMBLING		1.0	0	0	0	0	1	0	0	0	0	0	0	0	14-3	0-0	0	0.00	11
Feb 28	CHARLOTTE		2.0	3	1	1	0	3	1	0	1	1	0	0	0	11-10	0-0	0	2.25	33
Mar 04	ULM	*	3.0	1	0	0	1	6	0	0	0	0	0	0	0	14-1	1-0	0	1.29	41
Mar 08	PORTLAND		1.0	1	0	0	0	1	0	0	0	0	0	0	0	10-0	1-0	0	1.12	14
Mar 11	UCA	*	3.0	1	0	0	0	3	1	0	0	0	0	0	0	9-2	2-0	0	0.82	39
Mar 16	at Ole Miss		0.2	3	3	3	2	0	0	0	1	0	0	0	0	12-9	2-0	0	3.09	23
Mar 19	ORAL ROBERTS	*	2.0	0	0	0	0	4	0	0	0	0	0	1	0	16-0	3-0	0	2.63	27
Mar 25	MISSOURI STATE	*	3.0	2	3	3	3	6	2	0	0	2	0	0	0	13-14	3-0	0	3.78	54
Totals		4	16.2	11	7	7	7	26	4	0	2	3	0	1	0	107-45	3-0	0	3.78	-





# III INDIVIDUAL GAME-BY-GAME

## #46 Christian Foutch - 1 game (All games)

Date	Opponent	Pos	AB	R	H	RBI	2B	3B	HR	BB	SB	CS	HBP	SAC	SF	GDP	K	PO	A	E	Avg
Feb 14	WASHINGTON ST	p	0	0	0	0	0	0	0	0	0	0	0	0	0	0	0	0	1	0	.000
Totals		0gs	0	0	0	0	0	0	0	0	0	0	0	0	0	0	0	0	1	0	.000

On base pct. .000 • Slugging pct. .000

## #46 Christian Foutch - 8 appearances (All games)

Date	Opponent	GS	IP	H	R	ER	BB	SO	2B	3B	HR	WP	BK	HBP	IBB	Score	W-L	Sv	ERA	NP
Feb 14	WASHINGTON ST		2.0	2	1	0	0	0	0	0	0	0	0	0	0	3-2	1-0	0	0.00	32
Feb 22	vs TCU		1.1	1	0	0	2	1	0	0	0	0	0	0	0	2-1	1-0	1	0.00	29
Feb 28	CHARLOTTE		1.0	0	0	0	0	1	0	0	0	0	0	2	0	11-10	1-0	2	0.00	13
Mar 02	CHARLOTTE		0.0	2	2	2	0	0	0	0	0	1	0	1	0	4-3	1-0	2	4.15	11
Mar 09	PORTLAND		1.0	0	0	0	0	1	0	0	0	0	0	1	0	5-3	1-0	2	3.38	18
Mar 16	at Ole Miss		0.1	0	0	0	1	0	0	0	0	0	0	1	0	12-9	1-0	2	3.18	12
Mar 18	ORAL ROBERTS		1.0	0	0	0	1	1	0	0	0	0	0	0	0	4-1	1-0	3	2.70	14
Mar 23	SOUTH CAROLIN		0.0	1	2	2	0	0	1	0	0	0	0	1	0	11-4	1-0	3	5.40	3
Totals		0	6.2	6	5	4	4	4	1	0	0	1	0	6	0	52-33	1-0	3	5.40	-

## #6 Gabe Fraser - 12 games (All games)

Date	Opponent	Pos	AB	R	H	RBI	2B	3B	HR	BB	SB	CS	HBP	SAC	SF	GDP	K	PO	A	E	Avg
Feb 15	WASHINGTON ST	pr	0	0	0	0	0	0	0	0	0	0	0	0	0	0	0	0	0	0	.000
Feb 22	vs TCU	*2b	3	0	0	0	0	0	0	0	0	0	0	0	0	0	1	0	2	1	.000
Feb 25	GRAMBLING	2b	0	0	0	1	0	0	0	0	0	0	0	0	1	0	0	0	0	0	.000
Mar 02	CHARLOTTE	*2b	3	0	1	0	0	0	0	0	0	0	0	0	0	0	0	0	0	0	.167
Mar 05	ULM	pr/2b	1	1	0	0	0	0	0	0	0	0	0	0	0	0	0	0	0	0	.143
Mar 09	PORTLAND	2b	1	0	0	0	0	0	0	0	0	0	0	0	0	0	0	1	1	0	.125
Mar 11	UCA	*2b	4	0	0	0	0	0	0	0	0	0	0	0	0	0	2	1	2	0	.083
Mar 16	at Ole Miss	pr/of	0	1	0	0	0	0	0	0	0	0	0	0	0	0	0	1	0	0	.083
Mar 18	ORAL ROBERTS	pr	0	1	0	0	0	0	0	0	0	0	0	0	0	0	0	0	0	0	.083
Mar 19	ORAL ROBERTS	3b	1	0	0	1	0	0	0	0	0	0	0	0	0	0	0	0	1	1	.077
Mar 25	MISSOURI STATE	*3b	4	1	2	4	0	0	1	0	0	0	0	0	0	0	1	1	1	0	.176
Mar 28	at Vanderbilt	pr	0	1	0	0	0	0	0	0	0	0	0	0	0	0	0	0	0	0	.176
Totals		4gs	17	5	3	6	0	0	1	0	0	0	0	0	1	0	4	4	7	2	.176

On base pct. .167 • Slugging pct. .353

## #20 Gabe Gaeckle - 5 games (All games)

Date	Opponent	Pos	AB	R	H	RBI	2B	3B	HR	BB	SB	CS	HBP	SAC	SF	GDP	K	PO	A	E	Avg
Feb 21	vs Kansas State	*p	0	0	0	0	0	0	0	0	0	0	0	0	0	0	0	0	3	0	.000
Feb 28	CHARLOTTE	*p	0	0	0	0	0	0	0	0	0	0	0	0	0	0	0	0	1	0	.000
Mar 07	PORTLAND	*p	0	0	0	0	0	0	0	0	0	0	0	0	0	0	0	0	1	0	.000
Mar 15	at Ole Miss	*p	0	0	0	0	0	0	0	0	0	0	0	0	0	0	0	1	1	0	.000
Mar 29	at Vanderbilt	*p	0	0	0	0	0	0	0	0	0	0	0	0	0	0	0	1	1	0	.000
Totals		5gs	0	0	0	0	0	0	0	0	0	0	0	0	0	0	0	3	7	0	.000

On base pct. .000 • Slugging pct. .000

## #20 Gabe Gaeckle - 7 appearances (All games)

Date	Opponent	GS	IP	H	R	ER	BB	SO	2B	3B	HR	WP	BK	HBP	IBB	Score	W-L	Sv	ERA	NP
Feb 14	WASHINGTON ST	*	5.0	1	0	0	1	7	0	0	0	1	0	1	0	3-2	0-0	0	0.00	78
Feb 21	vs Kansas State	*	5.2	5	2	2	4	2	1	0	0	0	0	0	0	2-3	0-0	0	1.69	99
Feb 28	CHARLOTTE	*	3.0	10	9	9	1	3	3	1	1	2	0	0	0	11-10	0-0	0	7.24	66
Mar 07	PORTLAND	*	5.1	2	2	2	3	7	0	1	0	1	0	1	0	20-3	1-0	0	6.16	87
Mar 15	at Ole Miss	*	4.0	1	2	2	3	8	1	0	0	2	0	1	0	12-3	1-0	0	5.87	79
Mar 22	SOUTH CAROLIN	*	1.2	2	3	3	3	0	0	0	0	1	0	1	0	12-3	1-0	0	6.57	45
Mar 29	at Vanderbilt	*	5.2	6	2	2	0	7	1	0	0	0	0	0	0	6-4	1-0	0	5.93	92
Totals		7	30.1	27	20	20	15	34	6	2	1	7	0	4	0	66-28	1-0	0	5.93	-

## #29 Cole Gibler - 6 appearances (All games)

Date	Opponent	GS	IP	H	R	ER	BB	SO	2B	3B	HR	WP	BK	HBP	IBB	Score	W-L	Sv	ERA	NP
Feb 17	WASHINGTON ST		1.0	0	0	0	1	1	0	0	0	0	0	0	0	12-2	0-0	0	0.00	12
Feb 23	vs Michigan		1.0	0	0	0	1	3	0	0	0	0	0	1	0	8-6	0-0	0	0.00	25
Mar 04	ULM		1.0	2	1	1	0	3	1	0	0	0	0	0	0	14-1	0-0	0	3.00	22
Mar 11	UCA		2.0	1	1	1	1	4	0	0	0	0	0	1	0	9-2	0-0	0	3.60	34
Mar 18	ORAL ROBERTS		2.0	4	1	1	0	1	0	0	0	1	0	0	0	4-1	1-0	0	3.86	39
Mar 25	MISSOURI STATE		2.1	3	3	3	1	7	0	0	1	0	0	0	0	13-14	1-0	0	5.79	44
Totals		0	9.1	10	6	6	4	19	1	0	1	1	0	2	0	60-26	1-0	0	5.79	-

## #27 Ryder Helfrick - 26 games (All games)

Date	Opponent	Pos	AB	R	H	RBI	2B	3B	HR	BB	SB	CS	HBP	SAC	SF	GDP	K	PO	A	E	Avg
Feb 14	WASHINGTON ST	*c	2	1	1	0	0	0	0	2	0	1	0	0	0	0	1	11	1	1	.500
Feb 14	WASHINGTON ST	*c	3	0	1	3	0	1	0	1	0	0	0	0	0	0	1	8	0	0	.400
Feb 15	WASHINGTON ST	*c	1	0	0	0	0	0	0	0	0	0	0	0	0	0	0	2	0	0	.333
Feb 17	WASHINGTON ST	*c	2	2	1	0	1	0	0	2	0	0	0	0	0	0	1	6	2	0	.375
Feb 21	vs Kansas State	*c	4	0	1	0	0	0	0	0	0	0	0	0	0	0	0	4	0	0	.333
Feb 22	vs TCU	*c	4	0	0	0	0	0	0	0	0	0	0	0	0	0	2	11	0	1	.250
Feb 23	vs Michigan	*c	2	0	0	0	0	0	0	0	0	0	0	0	0	0	2	7	0	0	.222
Feb 25	GRAMBLING	*c	2	1	1	3	0	0	1	0	0	0	1	0	1	0	1	4	0	0	.250
Feb 28	CHARLOTTE	*c	4	0	1	0	0	0	0	0	0	0	0	0	0	0	2	14	1	0	.250
Mar 01	CHARLOTTE	*c	3	0	1	1	0	0	0	0	0	0	0	1	0	0	1	15	0	0	.259
Mar 02	CHARLOTTE	*c	2	1	0	0	0	0	0	2	0	0	0	0	0	0	1	12	0	0	.241
Mar 04	ULM	*c	3	1	1	1	0	0	1	1	0	0	0	0	0	0	1	12	0	0	.250
Mar 07	PORTLAND	*c	2	1	0	0	0	0	0	1	0	0	1	0	0	0	2	6	2	0	.235
Mar 08	PORTLAND	*c	3	0	0	0	0	0	0	0	0	0	0	0	0	0	0	10	0	0	.216
Mar 09	PORTLAND	*c	4	1	1	1	0	0	1	0	0	0	0	0	0	0	2	7	0	0	.220
Mar 14	at Ole Miss	*c	3	0	1	2	0	0	0	0	0	0	0	0	1	0	0	9	0	0	.227
Mar 15	at Ole Miss	*c	3	0	0	0	0	0	0	0	0	0	0	1	0	0	1	15	0	0	.213
Mar 16	at Ole Miss	*c	5	2	0	0	0	0	0	0	0	0	0	0	0	0	2	10	0	0	.192
Mar 18	ORAL ROBERTS	*c	0	0	0	0	0	0	0	0	0	0	0	0	0	0	0	1	0	0	.192
Mar 19	ORAL ROBERTS	*c	3	2	2	0	0	0	0	1	0	0	0	0	0	0	0	7	0	0	.218
Mar 21	SOUTH CAROLIN	*c	2	1	1	1	0	0	0	2	0	0	0	0	0	0	0	7	0	0	.228
Mar 22	SOUTH CAROLIN	*c	5	1	3	0	0	0	0	0	0	0	0	0	0	0	0	5	0	0	.258
Mar 23	SOUTH CAROLIN	*c	5	2	2	2	0	0	2	0	0	0	0	0	0	0	0	7	2	0	.269
Mar 28	at Vanderbilt	*c	3	1	1	0	0	1	0	2	0	0	0	0	0	0	0	8	0	0	.271
Mar 29	at Vanderbilt	*c	3	0	0	1	0	0	0	0	0	1	1	0	0	0	1	13	0	0	.260
Mar 30	at Vanderbilt	*c	3	1	0	0	0	0	0	1	0	0	0	0	0	0	0	11	2	0	.250
Totals		24gs	76	18	19	15	1	2	5	15	0	1	3	3	2	0	21	222	10	2	.250

On base pct. .385 • Slugging pct. .513



# ||| INDIVIDUAL GAME-BY-GAME

## #10 Brent Iredale - 29 games (All games)

Date	Opponent	Pos	AB	R	H	RBI	2B	3B	HR	BB	SB	CS	HBP	SAC	SF	GDP	K	PO	A	E	Avg
Feb 14	WASHINGTON ST	*3b	4	0	1	1	0	0	0	0	0	0	0	0	1	0	2	3	1	0	.250
Feb 14	WASHINGTON ST	*3b	4	2	3	4	1	0	0	1	0	0	0	0	0	0	0	2	0	0	.500
Feb 15	WASHINGTON ST	*3b	3	2	2	2	0	0	2	1	0	0	0	0	0	0	0	0	3	0	.545
Feb 17	WASHINGTON ST	*3b	4	0	1	2	0	0	0	0	0	0	1	0	0	0	0	0	3	0	.467
Feb 21	vs Kansas State	*3b	3	0	1	0	1	0	0	1	0	0	0	0	0	0	0	0	1	0	.444
Feb 22	vs TCU	*3b	3	1	0	0	0	0	0	1	0	0	0	0	0	0	1	0	0	0	.381
Feb 23	vs Michigan	*3b	3	0	1	1	0	0	0	1	0	0	1	0	0	0	1	1	1	0	.375
Feb 25	GRAMBLING	*3b	1	4	1	0	0	0	0	3	1	0	1	0	0	0	0	0	2	0	.400
Feb 28	CHARLOTTE	*3b	3	2	0	0	0	0	0	1	0	0	1	0	0	0	1	0	5	0	.357
Mar 01	CHARLOTTE	*3b	3	2	2	1	1	0	0	1	0	0	0	0	0	0	0	1	1	0	.387
Mar 02	CHARLOTTE	*3b	4	1	1	0	1	0	0	0	0	0	0	0	0	0	2	0	1	0	.371
Mar 04	ULM	*3b	2	2	2	3	0	0	1	1	0	0	0	0	1	0	0	0	2	0	.405
Mar 05	ULM	*3b	2	0	0	0	0	0	0	2	0	0	0	0	0	0	1	0	1	0	.385
Mar 07	PORTLAND	*3b	4	3	3	8	1	0	2	0	0	0	0	0	0	0	0	0	2	0	.419
Mar 08	PORTLAND	*3b	3	2	1	0	1	0	0	1	1	0	0	0	0	0	2	0	2	0	.413
Mar 09	PORTLAND	*3b	3	1	1	3	0	0	1	1	0	0	0	0	0	0	1	0	4	0	.408
Mar 11	UCA	*3b	2	2	2	4	0	0	1	2	0	0	0	0	0	0	0	0	1	0	.431
Mar 14	at Ole Miss	*3b	2	1	0	0	0	0	0	1	0	0	1	0	0	0	2	0	2	1	.415
Mar 15	at Ole Miss	*3b	2	1	0	1	0	0	0	1	0	0	1	0	1	0	2	0	0	0	.400
Mar 16	at Ole Miss	*3b	4	0	1	0	0	0	0	1	0	0	0	0	0	1	0	0	2	0	.390
Mar 18	ORAL ROBERTS	*3b	1	0	0	1	0	0	0	1	0	0	1	0	1	0	0	0	4	0	.383
Mar 19	ORAL ROBERTS	*3b	2	2	1	1	0	0	0	0	0	0	2	0	0	0	0	1	3	0	.387
Mar 21	SOUTH CAROLIN	*3b	3	1	0	1	0	0	0	1	0	0	0	0	0	0	2	0	2	0	.369
Mar 22	SOUTH CAROLIN	*3b	4	1	1	3	0	0	1	0	0	0	1	0	0	0	2	1	0	0	.362
Mar 23	SOUTH CAROLIN	*3b	4	1	1	5	0	0	1	0	0	0	0	0	1	0	3	0	4	0	.356
Mar 25	MISSOURI STATE	*3b	1	0	0	0	0	0	0	0	0	0	0	0	0	0	1	1	1	0	.351
Mar 28	at Vanderbilt	*3b	3	1	0	0	0	0	0	2	0	0	0	0	0	0	1	0	4	0	.338
Mar 29	at Vanderbilt	*3b	4	2	2	1	0	0	0	1	0	0	0	0	0	0	1	0	2	0	.346
Mar 30	at Vanderbilt	*3b	4	1	2	0	0	0	0	0	0	0	0	0	0	0	2	0	1	0	.353
Totals			28gs	85	35	30	42	6	9	25	2	0	10	0	5	1	27	8	57	1	.353

On base pct. .520 • Slugging pct. .741

## #16 Aiden Jimenez - 9 appearances (All games)

Date	Opponent	GS	IP	H	R	ER	BB	SO	2B	3B	HR	WP	BK	HBP	IBB	Score	W-L	Sv	ERA	NP
Feb 14	WASHINGTON ST		1.0	2	1	1	0	0	1	0	0	0	0	0	0	14-2	0-0	0	9.00	14
Feb 25	GRAMBLING		1.0	2	1	1	1	1	1	0	0	0	0	0	0	14-3	0-0	0	9.00	23
Mar 01	CHARLOTTE		2.0	2	0	0	1	4	0	0	0	0	0	0	0	8-5	1-0	0	4.50	28
Mar 04	ULM		1.0	2	0	0	0	1	0	0	0	0	0	0	0	14-1	1-0	0	3.60	14
Mar 09	PORTLAND		1.0	0	0	0	0	0	0	0	0	0	0	0	0	5-3	1-0	0	3.00	13
Mar 15	at Ole Miss		3.0	0	0	0	0	6	0	0	0	0	0	0	0	12-3	1-0	1	2.00	35
Mar 22	SOUTH CAROLIN		4.1	4	0	0	0	4	0	0	0	0	0	1	0	12-3	2-0	1	1.35	45
Mar 28	at Vanderbilt		0.1	0	0	0	0	0	0	0	0	0	0	0	0	9-0	2-0	1	1.32	3
Mar 29	at Vanderbilt		3.1	3	1	1	0	4	0	0	0	1	0	0	0	6-4	3-0	1	1.59	57
Totals			0	17.0	15	3	3	20	2	0	0	1	0	1	0	94-24	3-0	1	1.59	-



## #25 Kuhio Aloy - 26 games (All games)

Date	Opponent	Pos	AB	R	H	RBI	2B	3B	HR	BB	SB	CS	HBP	SAC	SF	GDP	K	PO	A	E	Avg
Feb 14	WASHINGTON ST	*dh	4	2	2	3	1	0	1	1	0	0	0	0	0	0	1	0	0	0	.500
Feb 17	WASHINGTON ST	*dh	3	2	1	1	0	0	1	2	0	0	0	0	0	0	2	0	0	0	.429
Feb 21	vs Kansas State	*dh	4	1	1	1	0	0	1	0	0	0	0	0	0	0	2	0	0	0	.364
Feb 22	vs TCU	ph	1	0	1	2	1	0	0	0	0	0	0	0	0	0	0	0	0	0	.417
Feb 25	GRAMBLING	*dh	4	2	4	2	1	0	0	1	0	0	0	0	0	0	0	0	0	0	.562
Feb 28	CHARLOTTE	*dh	4	2	2	3	1	0	0	1	0	0	0	0	0	0	0	0	0	0	.550
Mar 01	CHARLOTTE	*dh	3	2	2	3	1	0	1	1	0	0	0	0	0	0	1	0	0	0	.565
Mar 02	CHARLOTTE	*dh	4	0	2	1	0	0	0	0	0	0	0	0	0	0	0	0	0	0	.556
Mar 04	ULM	*dh	5	2	3	6	0	0	1	0	0	0	0	0	0	1	1	0	0	0	.562
Mar 05	ULM	*dh	4	1	2	4	0	0	1	1	0	0	0	0	0	0	0	0	0	0	.556
Mar 07	PORTLAND	*dh	4	3	2	3	1	0	0	1	0	0	0	0	0	0	0	0	0	0	.550
Mar 08	PORTLAND	*dh	3	0	0	0	0	0	0	1	0	0	0	0	0	0	1	0	0	0	.512
Mar 09	PORTLAND	*dh	4	0	0	0	0	0	0	0	0	0	0	0	0	0	0	0	0	0	.468
Mar 11	UCA	*dh	3	3	1	2	0	0	1	1	0	0	1	0	0	0	0	0	0	0	.460
Mar 14	at Ole Miss	*dh	5	2	3	0	1	0	0	0	0	0	0	0	0	0	1	0	0	0	.473
Mar 15	at Ole Miss	*dh	5	1	1	1	0	0	1	0	0	0	0	0	0	0	2	0	0	0	.450
Mar 16	at Ole Miss	*dh	6	0	1	1	0	0	0	0	0	0	0	0	0	0	3	0	0	0	.424
Mar 18	ORAL ROBERTS	*dh	5	0	2	1	0	0	0	0	0	0	0	0	0	1	2	0	0	0	.423
Mar 19	ORAL ROBERTS	*dh	3	1	1	1	0	0	0	2	0	0	0	0	0	0	2	0	0	0	.419
Mar 21	SOUTH CAROLIN	*dh	3	1	1	0	1	0	0	1	0	0	0	0	0	0	1	0	0	0	.416
Mar 22	SOUTH CAROLIN	*dh	4	1	2	2	0	0	0	1	0	0	0	0	0	0	2	0	0	0	.420
Mar 23	SOUTH CAROLIN	*dh	3	1	1	0	0	0	0	1	0	0	1	0	0	0	0	0	0	0	.417
Mar 25	MISSOURI STATE	*dh	5	2	1	0	0	0	0	1	0	0	0	0	0	0	2	0	0	0	.404
Mar 28	at Vanderbilt	*dh	5	0	1	1	1	0	0	0	0	0	0	0	0	0	3	0	0	0	.394
Mar 29	at Vanderbilt	*dh	4	0	1	0	0	0	0	1	0	0	0	0	0	0	1	0	0	0	.388
Mar 30	at Vanderbilt	*dh	4	0	0	0	0	0	0	0	0	0	0	0	0	0	2	0	0	0	.373
Totals		25gs	102	29	38	38	9	0	8	17	0	0	2	0	0	2	29	0	0	0	.373

On base pct. .471 • Slugging pct. .696

## #8 Cam Kozeal - 24 games (All games)

Date	Opponent	Pos	AB	R	H	RBI	2B	3B	HR	BB	SB	CS	HBP	SAC	SF	GDP	K	PO	A	E	Avg
Feb 14	WASHINGTON ST	*2b	4	2	2	0	2	0	0	0	0	0	0	0	0	0	1	4	2	0	.500
Feb 17	WASHINGTON ST	*2b	4	2	1	0	0	0	0	0	0	0	0	0	0	0	1	2	4	0	.375
Feb 21	vs Kansas State	ph/1	2	0	1	0	1	0	0	0	0	0	0	0	0	0	0	3	0	0	.400
Feb 22	vs TCU	*1b	3	0	0	0	0	0	0	0	0	0	0	1	0	0	1	5	2	0	.308
Feb 23	vs Michigan	*1b	5	0	1	1	0	0	0	0	0	0	0	0	0	0	0	4	1	0	.278
Feb 28	CHARLOTTE	*1b/2	5	1	2	1	0	0	0	0	0	0	0	0	0	0	2	6	1	0	.304
Mar 01	CHARLOTTE	*1b	4	0	1	0	0	0	0	0	0	0	0	0	0	0	1	3	0	0	.296
Mar 02	CHARLOTTE	ph	1	0	1	0	0	0	0	0	0	0	0	0	0	0	0	0	0	0	.321
Mar 04	ULM	*1b	4	1	2	2	0	0	1	0	0	0	0	0	0	0	0	5	0	0	.344
Mar 07	PORTLAND	*1b	4	0	0	1	0	0	0	0	0	0	0	0	0	0	1	9	0	0	.306
Mar 08	PORTLAND	*1b	4	0	1	0	0	0	0	0	0	1	0	0	0	0	1	5	0	0	.300
Mar 11	UCA	*1b	3	1	2	3	0	0	1	1	1	0	0	0	0	0	0	5	0	0	.326
Mar 14	at Ole Miss	ph/2	2	0	1	1	0	0	0	0	0	0	0	0	0	0	1	0	0	0	.333
Mar 15	at Ole Miss	*2b/1	5	2	3	1	1	0	0	0	0	0	0	0	0	0	0	1	2	1	.360
Mar 16	at Ole Miss	*1b	4	1	2	2	0	0	0	1	0	0	0	0	0	0	0	4	1	0	.370
Mar 18	ORAL ROBERTS	*1b	3	0	0	0	0	0	0	1	0	0	0	0	0	1	0	10	0	0	.351
Mar 19	ORAL ROBERTS	*1b/2	5	1	2	2	1	0	0	0	0	0	0	0	0	0	0	4	1	0	.355
Mar 21	SOUTH CAROLIN	*1b	4	2	2	0	1	0	0	0	0	0	0	0	0	0	1	6	0	0	.364
Mar 22	SOUTH CAROLIN	*1b	4	2	2	0	0	0	0	0	0	0	1	0	0	0	0	6	0	0	.371
Mar 23	SOUTH CAROLIN	*1b	4	0	1	1	0	0	0	1	0	0	0	0	0	0	1	9	1	0	.365
Mar 25	MISSOURI STATE	*1b	4	2	2	1	0	0	0	1	0	0	1	0	0	0	0	8	0	0	.372
Mar 28	at Vanderbilt	*1b	5	2	3	5	0	0	2	0	0	0	0	0	0	0	1	7	2	0	.386
Mar 29	at Vanderbilt	*1b	4	1	1	3	0	0	1	0	0	0	0	1	0	0	1	8	1	0	.379
Mar 30	at Vanderbilt	*1b	3	1	1	0	0	0	0	1	1	0	0	0	0	0	1	3	0	0	.378
Totals		21gs	90	21	34	24	6	0	5	6	2	1	2	2	0	1	14	117	18	1	.378

On base pct. .429 • Slugging pct. .611



# III INDIVIDUAL GAME-BY-GAME

## #22 Logan Maxwell - 23 games (All games)

Date	Opponent	Pos	AB	R	H	RBI	2B	3B	HR	BB	SB	CS	HBP	SAC	SF	GDP	K	PO	A	E	Avg
Feb 14	WASHINGTON ST	*dh	3	0	1	1	0	0	0	1	0	0	0	0	1	0	0	0	0	0	.333
Feb 15	WASHINGTON ST	*dh	4	0	1	0	0	0	0	0	0	0	0	0	0	0	0	0	0	0	.286
Feb 22	vs TCU	*dh	3	1	0	0	0	0	0	1	0	0	0	0	0	0	1	0	0	0	.200
Feb 23	vs Michigan	*dh	3	1	0	0	0	0	0	2	0	0	0	0	0	1	0	0	0	0	.154
Feb 25	GRAMBLING	*of	4	3	2	1	0	0	0	1	0	0	0	0	0	0	0	0	0	0	.235
Feb 28	CHARLOTTE	*of	5	2	2	2	0	0	1	0	0	0	0	0	0	0	3	0	0	0	.273
Mar 01	CHARLOTTE	*of	4	1	1	2	0	0	1	1	0	0	0	0	0	0	1	0	0	0	.269
Mar 02	CHARLOTTE	*of	5	0	3	1	0	0	0	0	0	0	0	0	0	0	0	5	0	0	.323
Mar 04	ULM	*of	4	1	2	0	0	0	0	1	0	0	0	0	0	0	1	1	0	0	.343
Mar 07	PORTLAND	*of	2	2	1	0	0	0	0	1	0	0	0	0	0	0	0	0	0	0	.351
Mar 11	UCA	*of	4	1	0	0	0	0	0	0	0	0	1	0	0	0	2	1	0	0	.317
Mar 14	at Ole Miss	*of/of	5	1	1	2	0	0	1	0	0	0	0	0	0	1	1	4	0	0	.304
Mar 15	at Ole Miss	*of	5	2	3	1	0	0	1	0	0	0	0	0	0	0	0	0	0	0	.333
Mar 16	at Ole Miss	*of/of	4	2	3	1	1	0	0	1	0	0	0	0	0	0	0	1	0	0	.364
Mar 18	ORAL ROBERTS	*of	2	0	0	0	0	0	0	0	0	0	1	0	0	0	0	2	0	0	.351
Mar 19	ORAL ROBERTS	*of	2	1	1	2	0	0	1	2	0	1	0	0	0	0	0	0	0	0	.356
Mar 21	SOUTH CAROLIN	*of	3	2	2	2	0	0	1	0	0	0	1	0	0	0	1	3	0	0	.371
Mar 22	SOUTH CAROLIN	*of	2	1	0	0	0	0	0	1	0	0	2	0	0	0	1	4	0	0	.359
Mar 23	SOUTH CAROLIN	*of	3	1	2	0	0	0	0	0	0	0	0	1	0	0	0	0	0	0	.373
Mar 25	MISSOURI STATE	*of	4	1	2	0	0	0	0	0	0	0	0	1	0	0	1	1	0	0	.380
Mar 28	at Vanderbilt	*of	4	3	2	1	1	0	1	1	0	0	0	0	0	0	1	2	0	0	.387
Mar 29	at Vanderbilt	*of	5	1	1	0	0	0	0	0	0	0	0	0	0	0	0	1	0	0	.375
Mar 30	at Vanderbilt	*of	3	1	1	1	0	0	1	1	0	0	0	0	0	0	1	1	0	0	.373
Totals		23gs	83	28	31	17	2	0	8	14	0	1	5	2	1	2	14	26	0	0	.373

On base pct. .485 • Slugging pct. .687

## #41 Will McEntire - 2 games (All games)

Date	Opponent	Pos	AB	R	H	RBI	2B	3B	HR	BB	SB	CS	HBP	SAC	SF	GDP	K	PO	A	E	Avg
Feb 21	vs Kansas State	p	0	0	0	0	0	0	0	0	0	0	0	0	0	0	0	0	1	0	.000
Mar 22	SOUTH CAROLIN	p	0	0	0	0	0	0	0	0	0	0	0	0	0	0	0	0	1	0	.000
Totals		0gs	0	0	0	0	0	0	0	0	0	0	0	0	0	0	0	0	2	0	.000

On base pct. .000 • Slugging pct. .000

## #41 Will McEntire - 9 appearances (All games)

Date	Opponent	GS	IP	H	R	ER	BB	SO	2B	3B	HR	WP	BK	HBP	IBB	Score	W-L	Sv	ERA	NP
Feb 14	WASHINGTON ST		2.2	2	1	1	0	3	0	0	1	0	0	0	0	3-2	0-0	0	3.38	37
Feb 21	vs Kansas State		1.0	1	0	0	0	0	0	0	0	1	0	0	0	2-3	0-0	0	2.45	10
Feb 23	vs Michigan		1.0	2	2	2	1	0	0	0	2	0	0	0	0	8-6	0-0	0	5.79	29
Mar 02	CHARLOTTE		1.0	0	0	0	0	1	0	0	0	0	0	0	0	4-3	1-0	0	4.76	9
Mar 05	ULM		1.0	0	0	0	0	2	0	0	0	0	0	0	0	15-3	1-0	0	4.05	13
Mar 11	UCA		1.0	0	0	0	0	2	0	0	0	0	0	1	0	9-2	1-0	0	3.52	17
Mar 16	at Ole Miss		3.1	2	1	1	0	5	1	0	1	0	0	0	0	12-9	1-0	0	3.27	40
Mar 22	SOUTH CAROLIN		3.0	1	0	0	0	1	0	0	0	0	0	0	0	12-3	1-0	1	2.57	30
Mar 25	MISSOURI STATE		0.0	3	3	2	1	0	1	0	0	0	0	0	0	13-14	1-0	1	3.86	17
Totals		0	14.0	11	7	6	2	14	2	0	4	1	0	1	0	78-45	1-0	1	3.86	-

## #26 Tate McGuire - 2 games (All games)

Date	Opponent	Pos	AB	R	H	RBI	2B	3B	HR	BB	SB	CS	HBP	SAC	SF	GDP	K	PO	A	E	Avg
Feb 21	vs Kansas State	p	0	0	0	0	0	0	0	0	0	0	0	0	0	0	0	1	1	0	.000
Mar 05	ULM	p	0	0	0	0	0	0	0	0	0	0	0	0	0	0	0	0	1	0	.000
Totals		0gs	0	0	0	0	0	0	0	0	0	0	0	0	0	0	0	1	2	0	.000

On base pct. .000 • Slugging pct. .000

## #26 Tate McGuire - 8 appearances (All games)

Date	Opponent	GS	IP	H	R	ER	BB	SO	2B	3B	HR	WP	BK	HBP	IBB	Score	W-L	Sv	ERA	NP
Feb 14	WASHINGTON ST		1.0	1	0	0	0	1	0	0	0	0	0	0	0	14-2	0-0	0	0.00	7
Feb 21	vs Kansas State		1.1	2	1	1	0	1	1	0	0	0	0	0	0	2-3	0-1	0	3.86	15
Feb 23	vs Michigan		0.1	0	0	0	0	0	0	0	0	0	0	0	0	8-6	0-1	1	3.38	5
Mar 01	CHARLOTTE		0.2	1	2	2	1	1	0	0	1	0	0	0	0	8-5	0-1	1	8.10	19
Mar 05	ULM		2.0	0	0	0	0	2	0	0	0	0	0	0	0	15-3	0-1	1	5.06	25
Mar 14	at Ole Miss		1.1	3	1	1	1	1	1	0	0	0	0	0	0	6-10	0-1	1	5.40	25
Mar 19	ORAL ROBERTS		3.0	0	0	0	0	2	0	0	0	0	0	0	0	16-0	0-1	1	3.72	31
Mar 25	MISSOURI STATE		1.2	1	1	1	1	1	0	0	1	0	0	0	0	13-14	0-2	1	3.97	26
Totals		0	11.1	8	5	5	3	9	2	0	2	0	0	0	0	82-43	0-2	1	3.97	-

## #1 Rocco Peppi - 13 games (All games)

Date	Opponent	Pos	AB	R	H	RBI	2B	3B	HR	BB	SB	CS	HBP	SAC	SF	GDP	K	PO	A	E	Avg
Feb 14	WASHINGTON ST	*1b	4	0	0	0	0	0	0	0	0	0	0	0	0	0	0	4	0	1	.000
Feb 14	WASHINGTON ST	*of	1	2	1	1	1	0	0	2	0	0	1	0	0	0	0	2	0	0	.200
Feb 15	WASHINGTON ST	*1b	4	0	0	0	0	0	0	0	0	0	0	0	0	0	2	6	0	0	.111
Feb 17	WASHINGTON ST	*1b	2	0	0	0	0	0	0	0	0	0	1	0	0	0	0	7	1	0	.091
Feb 21	vs Kansas State	*1b	2	0	0	0	0	0	0	0	0	0	0	0	0	0	0	8	1	0	.077
Feb 25	GRAMBLING	*1b	3	1	2	4	0	0	0	0	0	0	1	0	0	0	0	8	1	0	.188
Feb 28	CHARLOTTE	ph/1	2	1	1	2	1	0	0	0	0	0	1	0	0	0	0	1	0	0	.222
Mar 02	CHARLOTTE	*1b	2	0	0	1	0	0	0	0	0	0	0	0	1	0	1	4	1	0	.200
Mar 05	ULM	*1b	3	2	0	0	0	0	0	2	0	0	0	0	0	1	0	5	3	0	.174
Mar 09	PORTLAND	*1b	3	0	1	0	0	0	0	0	0	0	0	0	0	0	1	6	0	0	.192
Mar 14	at Ole Miss	*1b	4	0	2	0	0	0	0	0	0	0	0	0	0	0	1	5	0	0	.233
Mar 15	at Ole Miss	*1b	4	1	1	1	0	0	0	0	0	0	0	0	0	0	1	4	2	0	.235
Mar 16	at Ole Miss	ph/of	2	0	2	0	0	0	0	0	0	0	0	0	0	0	0	0	0	0	.278
Totals		11gs	36	7	10	9	2	0	0	4	0	0	4	0	1	1	6	60	9	1	.278

On base pct. .400 • Slugging pct. .333

## #18 Reese Robinett - 10 games (All games)

Date	Opponent	Pos	AB	R	H	RBI	2B	3B	HR	BB	SB	CS	HBP	SAC	SF	GDP	K	PO	A	E	Avg
Feb 15	WASHINGTON ST	1b	0	0	0	0	0	0	0	0	0	0	0	0	0	0	0	2	0	0	.000
Feb 17	WASHINGTON ST	ph/1	1	0	0	0	0	0	0	1	0	0	0	0	0	0	1	2	1	0	.000
Feb 25	GRAMBLING	1b	1	0	0	0	0	0	0	0	0	0	0	0	0	0	1	2	0	0	.000
Feb 28	CHARLOTTE	1b	0	0	0	0	0	0	0	0	0	0	0	0	0	0	0	2	0	0	.000
Mar 01	CHARLOTTE	1b	0	0	0	0	0	0	0	0	0	0	0	0	0	0	0	3	0	0	.000
Mar 02	CHARLOTTE	1b	1	0	0	0	0	0	0	0	0	0	0	0	0	0	1	0	0	0	.000
Mar 05	ULM	3b	1	0	0	0	0	0	0	0	0	0	0	0	0	0	0	0	0	0	.000
Mar 09	PORTLAND	1b	1	0	0	0	0	0	0	0	0	0	0	0	0	0	1	5	0	0	.000
Mar 15	at Ole Miss	1b	0	0	0	0	0	0	0	0	0	0	0	0	0	0	0	0	0	0	.000
Mar 19	ORAL ROBERTS	1b	1	0	0	0	0	0	0	0	0	0	0	0	0	0	0	3	0	0	.000
Totals		0gs	6	0	0	0	0	0	0	1	0	0	0	0	0	0	4	19	1	0	.000

On base pct. .143 • Slugging pct. .000

## #33 Zach Root - 5 games (All games)

Date	Opponent	Pos	AB	R	H	RBI	2B	3B	HR	BB	SB	CS	HBP	SAC	SF	GDP	K	PO	A	E	Avg
Feb 14	WASHINGTON ST	*p	0	0	0	0	0	0	0	0	0	0	0	0	0	0	0	1	0	0	.000
Mar 01	CHARLOTTE	*p	0	0	0	0	0	0	0	0	0	0	0	0	0	0	0	0	1	0	.000
Mar 14	at Ole Miss	*p	0	0	0	0	0	0	0	0	0	0	0	0	0	0	0	0	1	0	.000
Mar 21	SOUTH CAROLIN	*p	0	0	0	0	0	0	0	0	0	0	0	0	0	0	0	0	1	0	.000
Mar 28	at Vanderbilt	*p	0	0	0	0	0	0	0	0	0	0	0	0	0	0	0	1	0	0	.000
Totals		5gs	0	0	0	0	0	0	0	0	0	0	0	0	0	0	0	2	3	0	.000

On base pct. .000 • Slugging pct. .000





# ||| INDIVIDUAL GAME-BY-GAME

## #33 Zach Root - 7 appearances (All games)

Date	Opponent	GS	IP	H	R	ER	BB	SO	2B	3B	HR	WP	BK	HBP	IBB	Score	W-L	Sv	ERA	NP
Feb 14	WASHINGTON ST	*	5.0	2	1	1	1	8	0	0	0	0	0	1	0	14-2	1-0	0	1.80	75
Feb 22	vs TCU	*	5.0	2	1	1	2	10	0	0	0	1	0	1	0	2-1	1-0	0	1.80	81
Mar 01	CHARLOTTE	*	5.1	5	3	3	2	8	3	0	0	0	0	1	0	8-5	1-0	0	2.93	97
Mar 08	PORTLAND	*	6.0	3	0	0	1	10	1	0	0	0	0	0	0	10-0	2-0	0	2.11	80
Mar 14	at Ole Miss	*	3.0	10	7	7	2	3	4	0	2	0	0	1	0	6-10	2-1	0	4.44	74
Mar 21	SOUTH CAROLIN	*	7.0	6	2	2	1	7	3	0	0	1	0	0	0	12-2	3-1	0	4.02	92
Mar 28	at Vanderbilt	*	7.2	3	0	0	3	7	1	0	0	1	0	0	0	9-0	4-1	0	3.23	100
Totals		7	39.0	31	14	14	12	53	12	0	2	3	0	4	0	61-20	4-1	0	3.23	-

## #3 Nolan Souza - 26 games (All games)

Date	Opponent	Pos	AB	R	H	RBI	2B	3B	HR	BB	SB	CS	HBP	SAC	SF	GDP	K	PO	A	E	Avg
Feb 14	WASHINGTON ST	*2b	4	0	1	0	0	0	0	0	1	0	0	0	0	0	2	3	1	0	.250
Feb 15	WASHINGTON ST	*2b	3	0	0	0	0	0	0	1	0	0	0	0	0	0	3	0	0	0	.143
Feb 21	vs Kansas State	*2b	4	0	0	0	0	0	0	0	0	0	0	0	0	0	3	2	1	0	.091
Feb 22	vs TCU	2b	0	0	0	0	0	0	0	0	0	0	0	0	0	0	0	1	2	0	.091
Feb 23	vs Michigan	*2b	3	1	0	0	0	0	0	1	0	0	0	0	0	0	1	2	3	0	.071
Feb 25	GRAMBLING	*2b	3	0	0	1	0	0	0	1	0	0	0	0	0	0	1	1	4	0	.059
Feb 28	CHARLOTTE	*2b	1	0	0	0	0	0	0	0	0	0	0	0	0	0	0	0	0	0	.056
Mar 01	CHARLOTTE	*2b	4	0	0	1	0	0	0	0	0	0	0	0	0	0	0	1	1	0	.045
Mar 02	CHARLOTTE	2b	1	1	1	0	0	0	0	0	0	0	0	0	0	0	0	1	1	0	.087
Mar 04	ULM	*2b	4	2	2	0	1	0	0	0	0	0	0	0	0	0	1	1	0	0	.148
Mar 05	ULM	*2b/ss	3	1	1	3	0	0	1	2	1	0	0	0	0	0	0	0	0	0	.167
Mar 07	PORTLAND	*2b	4	1	1	1	0	0	1	0	0	0	0	0	0	0	2	0	2	0	.176
Mar 08	PORTLAND	*2b	3	2	1	1	0	0	0	0	1	0	0	0	0	0	0	0	1	0	.189
Mar 09	PORTLAND	*2b/ss	3	0	0	0	0	0	0	0	0	0	0	0	0	0	1	1	3	0	.175
Mar 14	at Ole Miss	*2b	2	0	0	0	0	0	0	0	0	0	0	0	0	0	2	0	1	0	.167
Mar 15	at Ole Miss	2b	1	1	1	1	0	0	1	0	0	0	0	0	0	0	0	0	1	0	.186
Mar 16	at Ole Miss	*2b	5	1	1	1	1	0	0	0	0	0	0	0	0	0	2	2	2	0	.188
Mar 18	ORAL ROBERTS	*2b	4	1	0	0	0	0	0	0	0	0	0	0	0	0	0	1	3	0	.173
Mar 19	ORAL ROBERTS	*2b/ss	2	3	1	3	0	0	1	2	1	0	0	0	0	0	0	1	1	0	.185
Mar 21	SOUTH CAROLIN	*2b	4	0	1	0	0	0	0	0	0	0	0	0	0	0	1	2	1	0	.190
Mar 22	SOUTH CAROLIN	*2b	5	1	1	0	0	0	0	0	0	0	0	0	0	0	1	3	3	0	.190
Mar 23	SOUTH CAROLIN	*2b	2	1	1	0	0	0	0	3	0	0	0	0	0	0	0	5	3	0	.200
Mar 25	MISSOURI STATE	*2b	5	1	3	2	1	0	0	0	0	0	0	0	0	0	2	0	1	1	.229
Mar 28	at Vanderbilt	*2b	3	0	0	2	0	0	0	2	1	0	0	0	0	0	1	2	2	0	.219
Mar 29	at Vanderbilt	*2b	5	0	0	0	0	0	0	0	0	0	0	0	0	0	1	1	2	0	.205
Mar 30	at Vanderbilt	*2b	4	0	2	2	1	0	0	0	0	0	0	0	0	0	2	3	1	0	.220
Totals		23gs	82	17	18	18	4	0	4	12	5	0	0	0	0	0	26	33	40	1	.220

On base pct. .319 • Slugging pct. .415

## #4 Justin Thomas Jr. - 27 games (All games)

Date	Opponent	Pos	AB	R	H	RBI	2B	3B	HR	BB	SB	CS	HBP	SAC	SF	GDP	K	PO	A	E	Avg
Feb 14	WASHINGTON ST	*of	2	1	0	0	0	0	0	2	1	0	0	0	0	1	0	2	0	0	.000
Feb 14	WASHINGTON ST	*of	2	1	1	0	1	0	0	2	1	0	0	0	0	0	0	2	0	0	.250
Feb 15	WASHINGTON ST	*of	3	0	1	0	0	0	0	0	0	0	0	0	0	0	1	2	0	0	.286
Feb 17	WASHINGTON ST	*of	1	3	1	1	0	0	0	3	0	1	0	0	0	0	0	0	0	0	.375
Feb 21	vs Kansas State	*of	4	0	0	0	0	0	0	0	0	0	0	0	0	0	3	2	1	0	.250
Feb 22	vs TCU	*of	3	0	1	0	0	0	0	0	0	0	0	0	0	0	0	3	0	0	.267
Feb 23	vs Michigan	*of	2	1	0	0	0	0	0	1	0	1	1	0	0	0	2	0	0	0	.235
Feb 25	GRAMBLING	*of	3	1	2	1	1	0	1	1	0	0	0	0	0	0	0	2	0	0	.300
Feb 28	CHARLOTTE	*of	4	1	1	1	0	0	0	0	0	0	0	0	0	0	1	3	0	0	.292
Mar 01	CHARLOTTE	of	0	0	0	0	0	0	0	0	0	0	0	0	0	0	0	0	0	0	.292
Mar 02	CHARLOTTE	*of	3	0	1	0	0	0	0	0	0	1	0	1	0	0	2	1	0	0	.296
Mar 05	ULM	*of	1	2	0	0	0	0	0	2	0	0	1	0	0	0	0	1	0	0	.286
Mar 07	PORTLAND	*of	4	1	1	0	0	0	0	0	1	0	0	0	0	0	2	1	0	0	.281
Mar 08	PORTLAND	*of	2	2	1	2	0	0	1	0	0	0	1	0	0	0	0	2	0	0	.294
Mar 09	PORTLAND	*of	3	0	0	0	0	0	0	0	0	0	0	0	0	0	0	4	0	0	.270
Mar 14	at Ole Miss	*of	3	0	0	0	0	0	0	0	0	0	0	0	0	0	3	2	0	0	.250
Mar 15	at Ole Miss	*of	3	1	1	1	0	0	0	0	0	0	1	0	1	0	2	1	0	0	.256
Mar 16	at Ole Miss	of	0	0	0	0	0	0	0	0	0	0	0	0	0	0	0	0	0	0	.256
Mar 18	ORAL ROBERTS	of	1	0	0	0	0	0	0	0	0	0	0	0	0	0	0	2	0	0	.250
Mar 19	ORAL ROBERTS	ph/of	0	0	0	0	0	0	0	1	0	0	0	0	0	0	0	0	0	0	.250
Mar 21	SOUTH CAROLIN	*of	4	1	2	2	1	0	0	0	0	0	0	0	0	0	2	0	0	0	.271
Mar 22	SOUTH CAROLIN	*of	3	2	1	2	0	0	0	1	0	0	0	0	1	0	1	2	0	0	.275
Mar 23	SOUTH CAROLIN	*of	4	1	2	2	0	0	1	0	0	0	0	1	0	0	1	3	0	0	.291
Mar 25	MISSOURI STATE	pr/of	0	1	0	0	0	0	0	1	1	0	0	0	0	0	0	0	0	0	.291
Mar 28	at Vanderbilt	*of	4	0	1	0	0	0	0	0	0	0	0	0	0	0	1	1	0	0	.288
Mar 29	at Vanderbilt	*of	4	1	1	1	0	0	1	1	0	0	0	0	0	0	2	3	0	1	.286
Mar 30	at Vanderbilt	*of	4	1	1	0	1	0	0	0	0	0	0	0	0	0	1	3	1	0	.284
Totals		22gs	67	21	19	13	4	0	4	15	4	3	4	2	2	1	24	42	2	1	.284

On base pct. .432 • Slugging pct. .522

## #9 Wehiwa Aloy - 29 games (All games)

Date	Opponent	Pos	AB	R	H	RBI	2B	3B	HR	BB	SB	CS	HBP	SAC	SF	GDP	K	PO	A	E	Avg
Feb 14	WASHINGTON ST	*ss	5	0	1	0	0	0	0	0	1	0	0	0	0	0	2	2	5	0	.200
Feb 14	WASHINGTON ST	*ss	2	2	0	0	0	0	0	1	0	0	2	0	0	1	0	0	3	0	.143
Feb 15	WASHINGTON ST	*ss	3	1	1	2	0	0	1	0	0	0	1	0	0	0	1	0	3	0	.200
Feb 17	WASHINGTON ST	*ss	3	0	2	2	0	0	0	2	0	0	0	0	0	0	0	1	1	0	.308
Feb 21	vs Kansas State	*ss	4	1	2	1	0	0	1	0	0	0	0	0	0	0	1	3	5	0	.353
Feb 22	vs TCU	*ss	3	0	0	0	0	0	0	0	0	0	1	0	0	0	0	3	2	0	.300
Feb 23	vs Michigan	*ss	4	3	4	2	1	0	1	1	0	0	0	0	0	0	0	0	1	2	.417
Feb 25	GRAMBLING	*ss	4	1	1	0	0	0	0	1	0	0	0	0	0	0	0	1	3	0	.393
Feb 28	CHARLOTTE	*ss	4	1	1	0	1	0	0	1	0	0	0	0	0	0	0	0	1	0	.375
Mar 01	CHARLOTTE	*ss	4	1	1	0	1	0	0	0	0	0	1	0	0	0	1	2	0	0	.361
Mar 02	CHARLOTTE	*ss	5	1	1	0	0	0	0	0	0	0	0	0	0	0	1	2	2	0	.341
Mar 04	ULM	*ss	5	2	3	0	1	0	0	0	0	0	0	0	0	0	1	1	1	0	.370
Mar 05	ULM	*ss	4	1	2	2	2	0	0	0	0	0	0	0	0	0	0	0	1	0	.380
Mar 07	PORTLAND	*ss	3	5	3	4	0	0	2	1	1	0	1	0	0	0	0	3	0	0	.415
Mar 08	PORTLAND	*ss	4	1	2	4	1	0	1	0	0	0	0	0	0	0	0	1	2	0	.421
Mar 09	PORTLAND	*ss	3	1	2	1	0	0	0	0	0	0	0	0	0	0	0	1	1	0	.433
Mar 11	UCA	*ss	5	0	0	0	0	0	0	0	0	0	0	0	0	0	2	2	4	0	.400
Mar 14	at Ole Miss	*ss	4	0	0	0	0	0	0	1	0	0	0	0	0	0	2	3	0	0	.377
Mar 15	at Ole Miss	*ss	5	1	1	1	0	0	1	1	0	0	0	0	0	0	3	3	2	0	.365
Mar 16	at Ole Miss	*ss	5	3	3	5	0	0	2	1	0	0	0	0	0	0	0	3	1	1	.380
Mar 18	ORAL ROBERTS	*ss	4	1	2	0	0	0	0	1	0	0	0	0	0	1	0	1	0	0	.386
Mar 19	ORAL ROBERTS	*ss	4	2	3	4	1	1	0	0	0	1	0	0	0	0	0	0	1	0	.402
Mar 21	SOUTH CAROLIN	*ss	5	1	2	3	0	0	1	0	0	0	0	0	0	0	1	1	2	0	.402
Mar 22	SOUTH CAROLIN	*ss	5	1	2	2	2	0	0	0	0	0	0	0	0	0	2	3	6	0	.402
Mar 23	SOUTH CAROLIN	*ss	4	2	1	0	0	0	0	1	0	0	0	0	0	0	0	1	4	0	.396
Mar 25	MISSOURI STATE	*ss	6	1	1	1	1	0	0	0	0	0	0	0	0	0	3	0	2	0	.383
Mar 28	at Vanderbilt	*ss	5	0	0	0	0	0	0	0	0	0	0	0	0	1	2	2	1	0	.366
Mar 29	at Vanderbilt	*ss	5	1	2	0	0	0	0	0	1	0	0	0	0	1	0	1	2	0	.368
Mar 30	at Vanderbilt	*ss	5	0	0	0	0	0	0	0	0	0	0	0	0	0	2	2	2	0	.352
Totals		29gs	122	34	43	34	11	1	10	12	3	1	6	0	0	4	24	41	60	3	.352

On base pct. .436 • Slugging pct. .705



# ||| INDIVIDUAL GAME-BY-GAME

## #44 Carson Wiggins - 2 games (All games)

Date	Opponent	Pos	AB	R	H	RBI	2B	3B	HR	BB	SB	CS	HBP	SAC	SF	GDP	K	PO	A	E	Avg
Mar 01	CHARLOTTE	p	0	0	0	0	0	0	0	0	0	0	0	0	0	0	0	0	1	0	.000
Mar 16	at Ole Miss	p	0	0	0	0	0	0	0	0	0	0	0	0	0	0	0	1	0	0	.000
Totals		0gs	0	0	0	0	0	0	0	0	0	0	0	0	0	0	0	1	1	0	.000

On base pct. .000 • Slugging pct. .000

## #44 Carson Wiggins - 8 appearances (All games)

Date	Opponent	GS	IP	H	R	ER	BB	SO	2B	3B	HR	WP	BK	HBP	IBB	Score	W-L	Sv	ERA	NP
Feb 15	WASHINGTON ST		1.0	1	0	0	0	1	1	0	0	0	0	0	0	5-2	0-0	1	0.00	20
Feb 23	vs Michigan		0.0	1	1	1	1	0	0	0	0	2	0	0	0	8-6	0-0	1	9.00	5
Feb 25	GRAMBLING		1.0	0	0	0	0	1	0	0	0	0	0	0	0	14-3	0-0	1	4.50	10
Mar 01	CHARLOTTE		1.0	0	0	0	0	2	0	0	0	0	0	0	0	8-5	0-0	2	3.00	13
Mar 09	PORTLAND		1.0	0	0	0	0	1	0	0	0	1	0	0	0	5-3	0-0	3	2.25	12
Mar 16	at Ole Miss		2.0	1	1	1	3	3	0	0	0	0	0	0	0	12-9	1-0	3	3.00	37
Mar 23	SOUTH CAROLIN		1.0	1	0	0	0	2	0	0	0	0	0	0	0	11-4	1-0	3	2.57	13
Mar 29	at Vanderbilt		1.0	0	1	1	2	1	0	0	0	1	0	0	0	6-4	1-0	3	3.38	27
Totals		0	8.0	4	3	3	6	11	1	0	0	4	0	0	0	69-36	1-0	3	3.38	-

## #14 Gage Wood - 2 appearances (All games)

Date	Opponent	GS	IP	H	R	ER	BB	SO	2B	3B	HR	WP	BK	HBP	IBB	Score	W-L	Sv	ERA	NP
Feb 15	WASHINGTON ST	*	5.0	2	2	2	1	7	1	1	0	1	0	0	0	5-2	0-0	0	3.60	77
Feb 23	vs Michigan	*	2.0	2	1	0	0	6	0	0	0	0	0	1	0	8-6	0-0	0	2.57	39
Totals		2	7.0	4	3	2	1	13	1	1	0	1	0	1	0	13-8	0-0	0	2.57	-





FEB.	Opponent	Score	Winning Pitcher	Losing Pitcher	Save	Attendance	Time
14	Washington State [DH-1]	W, 3-2 (10)	Foutch (1-0)	Stowe (0-1)		---	3:19
14	Washington State [DH-2]	W, 14-2 (7)	Root (1-0)	Lewis (0-1)		9,112	2:16
15	Washington State	W, 5-2	Carter (1-0)	Tedesco (0-1)	Wiggins (1)	9,418	2:46
17	Washington State	W, 12-2 (7)	Beidelschies (1-0)	Chambers (0-1)		8,780	2:30
21	vs. Kansas State ^	L, 3-2	Dean (1-0)	McGuire (0-1)		13,886	2:37
22	vs. #22 TCU ^	W, 2-1	Beidelschies (2-0)	LaPour (1-1)	Foutch (1)	17,994	2:55
23	vs. Michigan ^	W, 8-6	Carter (2-0)	DeVooght (2-1)	McGuire (1)	12,862	3:44
25	Grambling	W, 14-3 (7)	Bybee (1-0)	Robinson (0-1)		9,073	2:40
28	Charlotte	W, 11-10	Carter (3-0)	Sarver (0-1)	Foutch (2)	9,563	3:08

**MARCH**

1	Charlotte	W, 8-5	Jimenez (1-0)	Taylor (0-1)	Wiggins (2)	10,938	2:53
2	Charlotte	W, 4-3	McEntire (1-0)	Stanton (0-1)		9,199	3:04
4	ULM	W, 14-1 (7)	Fisher (1-0)	Eager (1-1)		8,768	2:15
5	ULM	W, 15-3 (7)	Bybee (2-0)	Cirelli (0-3)		8,624	2:25
7	Portland	W, 20-3 (7)	Gaeckle (1-0)	Gaston (0-4)		9,982	2:08
8	Portland	W, 10-0 (7)	Root (2-0)	Segel (1-2)		10,536	1:48
9	Portland	W, 5-3	Beidelschies (3-0)	Rembisz (2-1)	Wiggins (3)	9,416	2:35
11	UCA	W, 9-2	Fisher (2-0)	Titlow (0-1)		10,742	2:34
14	at #13 Ole Miss *	L, 10-6	Elliott (4-0)	Root (2-1)		9,090	3:03
15	at #13 Ole Miss *	W, 12-3	Coil (1-0)	Maddox (3-2)	Jimenez (1)	9,304	3:19
16	at #13 Ole Miss *	W, 12-9	Wiggins (1-0)	Spencer (0-1)		9,164	3:49
18	Oral Roberts	W, 4-1	Gibler (1-0)	Johnson (0-1)	Foutch (3)	9,922	2:46
19	Oral Roberts	W, 16-0 (7)	Fisher (3-0)	Puffinbarger (0-1)		9,121	2:35
21	South Carolina	W, 12-2 (7)	Root (3-1)	Stone (1-2)		10,023	2:16
22	South Carolina	W, 12-3	Jimenez (2-0)	McCoy (2-2)	McEntire (1)	9,759	2:55
23	South Carolina	W, 11-4	Coil (2-0)	Sweeney (0-2)		9,367	3:11
25	Missouri State	L, 14-13 (10)	Holmes (3-3)	McGuire (0-2)	Knight (1)	10,035	3:48
28	at #14 Vanderbilt *	W, 9-0	Root (4-1)	Thompson (2-2)		3,802	2:53
29	at #14 Vanderbilt *	W, 6-4 (10)	Jimenez (3-0)	Green (0-2)		3,802	3:15
30	at #14 Vanderbilt *	W, 7-3	Bybee (3-0)	Kranzler (3-1)		3,802	2:45

**APRIL**

1	Grambling @						
4	Missouri						
5	Missouri						
6	Missouri						
8	Arkansas State						
11	at Georgia *						
12	at Georgia *						
13	at Georgia *						
15	UAPB						
17	Texas A&M						
18	Texas A&M						
19	Texas A&M						
22	Little Rock						
23	Little Rock						
25	at Florida *						
26	at Florida *						
27	at Florida *						
29	at Missouri State						

**MAY**

1	Texas *						
2	Texas *						
3	Texas *						
9	at LSU *						
10	at LSU *						
11	at LSU *						
15	Tennessee *						
16	Tennessee *						
17	Tennessee *						

\* SEC opponent

^ Amegy Bank College Baseball Series (Globe Life Field in Arlington, Texas)

@ Game played at CHI St. Vincent Field at Dickey-Stephens Park in North Little Rock, Ark.