



ARKANSAS BASEBALL



ArkansasRazorbacks.com ||| @RazorbackBSB ||| Contact: Oliver Grigg (ogrigg@uark.edu)

2025 SCHEDULE & RESULTS

FEBRUARY

| | | | |
|----|-------------------------|------------|-------------|
| 14 | WASHINGTON STATE [DH-1] | SECN+ | W, 3-2 (10) |
| 14 | WASHINGTON STATE [DH-2] | SECN+ | W, 14-2 (7) |
| 15 | WASHINGTON STATE | SECN+ | W, 5-2 |
| 17 | WASHINGTON STATE | SECN+ | W, 12-2 (7) |
| 21 | vs. Kansas State ^ | FloCollege | L, 3-2 |
| 22 | vs. #22 TCU ^ | FloCollege | W, 2-1 |
| 23 | vs. Michigan ^ | FloCollege | W, 8-6 |
| 25 | GRAMBLING | SECN+ | W, 14-3 (7) |
| 28 | CHARLOTTE | SECN+ | W, 11-10 |

MARCH

| | | | |
|----|------------------|-------|---------------|
| 1 | CHARLOTTE | SECN+ | W, 8-5 |
| 2 | CHARLOTTE | SECN+ | W, 4-3 |
| 4 | ULM | SECN+ | W, 14-1 (7) |
| 5 | ULM | SECN+ | W, 15-3 (7) |
| 7 | PORTLAND | SECN+ | W, 20-3 (7) |
| 8 | PORTLAND | SECN+ | W, 10-0 (7) |
| 9 | PORTLAND | SECN+ | W, 5-3 |
| 11 | UCA | SECN+ | W, 9-2 |
| 14 | #13 Ole Miss * | SECN+ | L, 10-6 |
| 15 | #13 Ole Miss * | SECN+ | W, 12-3 |
| 16 | #13 Ole Miss * | SECN+ | W, 12-9 |
| 18 | ORAL ROBERTS | SECN+ | W, 4-1 |
| 19 | ORAL ROBERTS | SECN+ | W, 16-0 (7) |
| 21 | SOUTH CAROLINA * | SECN+ | W, 12-2 (7) |
| 22 | SOUTH CAROLINA * | SECN+ | W, 12-3 |
| 23 | SOUTH CAROLINA * | SECN+ | W, 11-4 |
| 25 | MISSOURI STATE | SECN+ | L, 14-13 (10) |
| 28 | #14 Vanderbilt * | SECN | W, 9-0 |
| 29 | #14 Vanderbilt * | SECN+ | W, 6-4 (10) |
| 30 | #14 Vanderbilt * | SECN | W, 7-3 |

APRIL

| | | | |
|----|-------------------|-------|-------------|
| 1 | GRAMBLING @ | SECN+ | W, 7-4 |
| 5 | MISSOURI * | SECN | W, 21-3 (7) |
| 6 | MISSOURI * [DH-1] | SECN+ | W, 14-4 (7) |
| 6 | MISSOURI * [DH-2] | SECN+ | W, 16-2 (7) |
| 8 | ARKANSAS STATE | SECN | W, 7-3 |
| 11 | #7 Georgia * | SECN+ | 5 p.m. |
| 12 | #7 Georgia * | SECN+ | 3 p.m. |
| 13 | #7 Georgia * | SECN+ | Noon |
| 15 | UAPB | SECN+ | 6 P.M. |
| 17 | TEXAS A&M * | SECN | 7 P.M. |
| 18 | TEXAS A&M * | SECN+ | 6:30 P.M. |
| 19 | TEXAS A&M * | SECN+ | 4 P.M. |
| 22 | LITTLE ROCK | SECN+ | 6:30 P.M. |
| 23 | LITTLE ROCK | SECN | 5 P.M. |
| 25 | Florida * | SECN+ | 5:30 p.m. |
| 26 | Florida * | SECN | 2 p.m. |
| 27 | Florida * | SECN+ | Noon |
| 29 | Missouri State | ESPN+ | 6 p.m. |

MAY

| | | | |
|----|-------------|-------|-----------|
| 1 | TEXAS * | ESPN2 | 6 P.M. |
| 2 | TEXAS * | SECN | 7 P.M. |
| 3 | TEXAS * | SECN+ | 2 P.M. |
| 9 | LSU * | SECN+ | 6:30 p.m. |
| 10 | LSU * | SECN | 5:30 p.m. |
| 11 | LSU * | SECN | 3 p.m. |
| 15 | TENNESSEE * | SECN+ | 6:30 P.M. |
| 16 | TENNESSEE * | SECN+ | 6:30 P.M. |
| 17 | TENNESSEE * | SECN+ | 2 P.M. |

All times Central; Home game in **BOLD**; * - SEC opponent

^ - Amegy Bank College Baseball Series (Globe Life Field in Arlington, Texas)

@ - Game played at CHI St. Vincent Field at Dickey-Stephens Park in North Little Rock, Ark.

GAME 35 ||| #1 ARKANSAS vs. #7 GEORGIA ||| APRIL 11

ATHENS, GA. ||| FOLEY FIELD ||| SEC NETWORK+



31-3
11-1 SEC

ARKANSAS RAZORBACKS

In the Polls.....1 (BA) | 1 (D1Baseball)
.....1 (NCBWA) | 1 (PG) | 1 (USA Today)
Head Coach.....Dave Van Horn
Career Record.....1,499-700 (37th season)
Record at Arkansas.....915-460 (23rd season)



30-5
8-4 SEC

GEORGIA BULLDOGS

In the Polls.....6 (BA) | 7 (D1Baseball)
.....7 (NCBWA) | 6 (PG) | 6 (USA Today)
Head Coach.....Wes Johnson
Career Record.....73-22 (2nd season)
Record at Georgia.....Same

ON THE MOUND

Arkansas LHP Zach Root (5-1, 3.48 ERA)

vs.

Georgia RHP Brian Curley (2-0, 3.45 ERA)

LEADING OFF

ROAD HOGS IN ATHENS

- Unanimous #1 Arkansas, winners of a program-record 11 consecutive SEC contests and off to its best 34-game overall start in school history, embarks on its third SEC road series of the season this weekend with a trip to Athens, Ga., to square off against seventh-ranked Georgia at Foley Field.
- First pitch in the series opener between the Razorbacks and Bulldogs is 5 p.m. CT Friday, April 11, on SEC Network+ with Matt Stewart (play-by-play) and Jason Jacobs (analyst) on the call.

HOGS' HISTORIC START

- Following its midweek win against Arkansas State Tuesday night at Baum-Walker Stadium, Arkansas improved to 31-3 overall on the year, representing its most wins through the first 34 games of a season in program history.
- Arkansas swept Missouri last weekend to improve 11-1 in SEC play, matching the team's best 12-game start to conference play since 1992 and 2024.

WHAT'S AT STAKE

- With a series win against the Bulldogs this weekend, the Razorbacks can make more program history by achieving their best 15-game SEC start - either 13-2 with two wins or 14-1 with a sweep.

IT JUST MEANS MORE SWEEPS

- Arkansas has won each of its first four conference series to begin the season.
- The Hogs earned an SEC Opening Weekend series win on the road at Ole Miss before securing sweeps in each of its last three SEC weekend series against South Carolina at Baum-Walker Stadium, on the road at Vanderbilt and, most recently, against Missouri inside the friendly confines of Baum-Walker.
- The Razorbacks have swept three consecutive SEC weekend series for the first time since 1999 and enter this weekend riding a program-record 11-game SEC winning streak.
- In 1999, Arkansas swept Tennessee at home, Florida in Gainesville, Fla., and Kentucky at home in three consecutive weekends as part of its then-program best 10-game SEC winning streak.

11-1 IN SEC PLAY

- Thanks to its 11-1 record through the first 12 games of SEC play, Arkansas has ensured an 11-4 or better start through its first 15 games of league action for the fifth consecutive season.
- Since the 2021 campaign, the Razorbacks have started 11-4 on three occasions (2021, 2022 and 2023) and matched their program-best 15-game SEC start with a 12-3 mark once (2024).



GET THE GACK

- Following a historic rookie campaign, **RHP Gabe Gaeckle** enters his sophomore campaign as one of college baseball's top pitchers.
- Prior to the 2025 season, the right-hander was named Baseball America's preseason SEC Pitcher of the Year, clinched consensus preseason All-America status from Baseball America, D1Baseball, NCBWA and Perfect Game and earned preseason first-team All-SEC recognition from the league's 16 head coaches.
- It is the second consecutive year that a Razorback has been named Baseball America's preseason SEC Pitcher of the Year. LHP Hagen Smith also earned the distinction prior to the 2024 campaign.
- The Aptos, Calif., native was a unanimous first-team Freshman All-American in 2024 after he made 22 relief appearances for Arkansas and posted a 3-3 record with a 2.32 ERA, 57 strikeouts and a team-leading seven saves in 42.2 innings of work.
- Gaeckle became the fifth Razorback freshman pitcher since 2003, head coach Dave Van Horn's first season at the helm of the program, to record five or more saves in a season.

| Year | Pitcher | Saves |
|------|-------------------|-------|
| 2024 | RHP Gabe Gaeckle | 7 |
| 2023 | RHP Gage Wood | 5 |
| 2022 | RHP Brady Tygart | 8 |
| 2011 | RHP Nolan Sanburn | 8 |
| 2010 | RHP DJ Baxendale | 7 |

- Gaeckle made his first career start on the mound in game one of the Opening Day doubleheader, firing five shutout innings with seven strikeouts in the win over Washington State (Feb. 14).
- In his second start, Gaeckle worked a career-long 5.2 innings vs. Kansas State (Feb. 22) in the Amegy Bank College Baseball Series at Globe Life Field in Arlington, Texas, and struck out a pair.
- Making his first career SEC start at #13 Ole Miss (March 15), Gaeckle racked up a career-high eight strikeouts over four innings of work.
- The right-hander matched his career long with 5.2 innings of two-run ball and seven strikeouts in a start on the road at #14 Vanderbilt (March 29), helping lead Arkansas to its first weekend series sweep in Nashville since the 1994 campaign.

ROOT PIG SOOIE

- **LHP Zach Root**, a transfer from ECU, is one of three pitchers, along with LHP Landon Beidelschies (Ohio State) and RHP Aiden Jimenez (Oregon State) that Arkansas landed in the portal in the offseason.
- Root went 6-2 with a 3.56 ERA and 76 strikeouts in 68.1 innings across 13 appearances, including 12 starts, on the mound during his stellar sophomore campaign at ECU in 2024, earning him a spot on the midseason watch list for the Golden Spikes Award.
- The Fort Myers, Fla., native recorded four quality starts last season, punctuated by a career-best seven-inning, 10-strikeout performance against Cal State Fullerton (March 2, 2024).
- Root entered the 2025 campaign with three preseason All-America accolades to his name, collecting national recognition from D1Baseball, NCBWA and Perfect Game this spring.
- Through his first seven starts as a Razorback, Root has exceeded the expectations with a 4-1 record and 3.23 ERA in 39.0 innings of work. The junior left-hander has struck out a team-leading 53 batters and limited opposing hitters to a meager .212 batting average.
- Root made his first start as a Razorback in game two of the Opening Day doubleheader against Washington State (Feb. 14), spinning five innings of one-run ball with eight strikeouts.
- In his second start of the season, Root matched his career high with 10 strikeouts vs. #22 TCU (Feb. 22) in the Amegy Bank College Baseball Series at Globe Life Field in Arlington, Texas, limiting the Horned Frogs to one run on just two hits and a pair of walks.
- Root racked up eight strikeouts in his start against Charlotte (March 1), 5.1 innings in the Razorbacks' win. He logged his first quality start of the season against Portland (March 6), spinning six shutout innings with a career high-matching 10 strikeouts.
- Root made his first Friday start in his first SEC start of the season on the road at #13 Ole Miss (March 14).
- In his second SEC start of the season, Root turned in Arkansas' first seven-inning complete game since 2017, firing seven innings of two-run ball with seven strikeouts against South Carolina (March 21) to collect his team-leading second quality start of the year.
- Root was fantastic on the road against #14 Vanderbilt (March 28) in his third SEC start, carrying a no-hitter into the fifth and working a career-long 7.2 scoreless innings with seven strikeouts to help Arkansas toss its first combined three-hit shutout since 2024.
- The southpaw, who earned his first SEC Pitcher of the Week honor as a result of his dominant performance on the road at Vanderbilt, became the first Arkansas pitcher to record back-to-back starts of at least seven innings since RHP Connor Noland did so in 2022.

CHEESE

- **LHP Landon Beidelschies**, a transfer from Ohio State, is another prized pitcher that Arkansas landed in the portal over the offseason.
- Beidelschies, referred to as "Cheese" by his teammates, was the Buckeyes' Friday night starter as a sophomore in 2024, going 6-7 with a 4.15 ERA and 91 strikeouts in 84.2 innings across 15 starts.
- The left-hander logged seven quality starts and recorded a career-high 12 strikeouts at West Virginia (March 15, 2024) last season.
- The Canfield, Ohio, native, entered the 2025 campaign as a Perfect Game preseason All-American as well as a preseason All-SEC honoree from the league's 16 head coaches.
- Beidelschies made his Arkansas debut against Washington State (Feb. 17), striking out seven over five innings of one-run ball.
- He made his first appearance of the season in a relief role vs. #22 TCU (Feb. 22) in the Amegy Bank College Baseball Series at Globe Life Field in Arlington, Texas, working 2.2 scoreless innings to help.
- The lefty logged his first quality start of the year against Charlotte (March 2), twirling 6.1 innings of one-run ball with seven strikeouts.



THE PRIZED ONE

- **INF Wehiwa Aloy**, whose name means “the prized one” in Hawaiian, leads the Razorback offense with his swagger on and off the field.
- Aloy, one of two Hogs named to this year’s preseason watch list for the Golden Spikes Award, started all 60 games at shortstop for the Razorbacks in 2024, his first season at Arkansas after transferring in from Sacramento State following his freshman campaign.
- The Wailuku, Hawai’i, native slashed .270/.355/.485 with a team-high 14 home runs and 56 RBI, finishing his sophomore campaign as the team leader in runs scored (45), multi-RBI games (11), stolen bases (7) and consecutive games reached base safely (31).
- Through 34 games this season, Aloy is slashing .359/.448/.669 with 10 home runs and 37 RBI. The Razorback shortstop leads in the team in extra-base hits (23) and is second in total bases (95) this year.
- Aloy was one of 45 players named to the midseason watch list for the Golden Spikes Award. He is the ninth Razorback in program history selected to the Golden Spikes Award midseason watch list, and the first Arkansas position player to accomplish the feat since infielder Brian Anderson in 2014.

KUHIO KRUSH

- **INF/OF Kuhio Aloy**, the BYU transfer, has quickly established himself as one of the most dangerous hitters in college baseball.
- The Hogs’ primary designated hitter is in his first year at Arkansas and is slashing .371/.466/.677 with nine homers and 45 RBI through 31 games. Aloy is tied for the team lead in RBI (45), ranks second on the team in doubles (11) and is fourth in homers (9).
- Kuhio leads the the team in multi-RBI game (12) and is tied for third in multi-hit games (14). He posted seven consecutive games with multiple hits from Feb. 25-March 7, matching his career high with four hits against Grambling on Feb. 25 and driving in a career-high six RBI against ULM on March 4.

BASH BRADDAHS

- Wehiwa and Kuhio Aloy accomplished a rare feat by each hitting a homer in the same inning vs. Kansas State (Feb. 21) in the Amegy Bank College Baseball Series at Globe Life Field in Arlington, Texas.
- The brothers did it once again at #13 Ole Miss (March 15), clobbering back-to-back home runs in the fifth inning of the Razorbacks’ win.
- According to Elias Sports Bureau, just seven pairs of brothers since 1900 have each hit a home run in the same inning in MLB history.
- Only two sets of brothers (B.J. and Justin Upton for the Atlanta Braves in 2013; Lloyd and Paul Waner for the Pittsburgh Pirates in 1938) have hit back-to-back home runs in MLB history.

ALLEZ DAVALAN

- **OF Charles Davalan**, the FGCU transfer, has made his case as the best leadoff hitter in all of college baseball. The Montreal, Quebec, Canada, native is slashing .410/.497/.712 with a team-leading 12 home runs and 41 RBI in 34 games this season - his first at Arkansas.
- The Razorback sophomore outfielder, who also leads the team in runs scored (52), hits (57) and total bases (99), has a team-high 18 multi-hit games and is second on the team in multi-RBI games (11).
- Through 34 games this season, Davalan has walked (19) more times and hit more home runs (12) than he has struck out (9).
- Davalan spent his true freshman season at FGCU, where he slashed .288/.413/.514 with 10 home runs and 37 RBI in 2024.
- He scored a team-leading 66 runs on the year and totaled 64 hits, including 16 doubles and two triples. Davalan also drew 28 walks and was hit by 20 pitches while going 13-for-18 in stolen base attempts.

AUSSIE, AUSSIE, AUSSIE

- Highly touted junior-college prospect **INF Brent Iredale** has not disappointed since arriving at Arkansas in the fall. Through his first 34 games as a Razorback, Iredale is slashing .327/.500/.683 with 10 home runs and a team-leading 45 RBI on the year.
- Iredale powered the Razorbacks to an Opening Weekend series win against Washington State, slashing a team-leading .467/.526/.933 with two home runs and nine RBI over four games.
- The Sydney, Australia, native, making his Arkansas debut after beginning his collegiate career at New Mexico JC, became the first Razorback with nine RBI in a season-opening series since OF Heston Kjerstad accomplished the feat against Eastern Illinois on Opening Weekend in 2020. Kjerstad hit four home runs during Arkansas’ season-opening sweep of Eastern Illinois, homering twice and recording six RBI in the series finale.
- Iredale, Kjerstad, INF Carson Shaddy (9 RBI vs. Bucknell, 2018) and OF Sam Bates (9 RBI vs. Villanova, 2012) are the only Hogs in the Dave Van Horn era (2003-pres.) with nine RBI in a season-opening series.
- Iredale turned in a historic day at the plate against Portland (March 7), going 3-for-3 with two home runs and eight RBI to become the first Razorback with eight RBI in a game since Rodney Nye accomplished the feat against ORU on April 14, 1999.
- The Razorback third baseman was one RBI shy of matching Ryan Lundquist’s single-game program record of nine RBI, which he accomplished against Central Missouri State on March 4, 1997.
- Iredale’s 11 total RBI in the series sweep of Portland also marked the most by a Razorback in a three-game series in the DVH era.

GOT THAT WOOD

- **RHP Gage Wood** has worked in a variety of roles on the Razorback pitching staff throughout the first two years of his career.
- As a sophomore in 2024, the Batesville, Ark., native made 22 appearances, including three starts, and posted a 3-2 record with a 4.46 ERA, 56 strikeouts and two saves in 40.1 innings of work.
- As a true freshman in 2023, Wood was Arkansas’ closer, going 2-0 with a 4.80 ERA, 42 strikeouts and a team-leading five saves in 30.0 innings of work to earn a spot on the Freshman All-SEC Team.
- Now a junior, the right-hander made his first start of the season on the mound against Washington State (Feb. 15), striking out a career-high seven over five innings of two-run ball.
- In his second start of the year, Wood was carving through Michigan (Feb. 23) in the Amegy Bank College Baseball Series at Globe Life Field in Arlington, Texas, with six strikeouts in two innings before departing the ballgame with an injury.

RETURN OF THE MAC (AGAIN)

- Veteran **RHP Will McEntire** can do it all for the Hogs. The redshirt senior has pitched in 75 career games with 20 starts, racking up 220 strikeouts over 212.2 innings of work. As a reliever, McEntire has eight career saves, including a career-high four saves in 2024, and at least one save in each of his last four seasons.
- One of McEntire’s best outings of his career came in a start against Louisiana Tech (March 11, 2023), throwing a nine-inning complete game with six strikeouts on 97 pitches. He allowed just one unearned run on three hits and a walk in the dominant performance.
- His nine-inning complete game was the first by a Razorback pitcher since RHP Dominic Taccolini’s 10-inning complete game shutout against SEC Eastern Division foe Kentucky in 2016.
- His three-hitter was the first by a Hog since RHP Ryne Stanek’s nine-inning complete game three-hitter at #6 South Carolina in 2013.



Headlined by pitchers Landon Beidelschies and Zach Root, Arkansas' **transfer portal class** entering the 2025 season was ranked No. 2 in the country by Baseball America.

HOGS' TRANSFER PORTAL CLASS RANKED NO. 2 BY BASEBALL AMERICA

- Arkansas' transfer portal class coming into the 2025 season was ranked No. 2 in the country by Baseball America.
- The publication's top 100 transfer portal rankings feature eight Hog newcomers, including one in the top 10 and four among the top 50.
- The list includes **LHP Landon Beidelschies** (No. 9), **LHP Zach Root** (No. 13), **INF Camden Kozeal** (No. 26), **OF Charles Davalan** (No. 33), **OF Logan Maxwell** (No. 52), **INF/OF Rocco Peppi** (No. 65), **OF Carson Boles** (No. 93) and **INF Michael Anderson** (No. 98).
- In its summary of Arkansas' transfer class, Baseball America writes:

2. Arkansas

No. of top 100 transfers: 8

It was a disappointing end to the season for Arkansas, who—as the No. 4 national seed—saw its season end on its home turf following an upset loss in regional play to Southeast Missouri. The Razorbacks coaching staff entered the offseason with serious work to do as it pertained to both adding and replacing talent, and their transfer class is perhaps the best to come to Fayetteville in the portal era.

*They lost their entire rotation—Hagen Smith, Brady Tygart and Mason Molina—to the draft, but they added two of the best lefthanders in the portal in **Landon Beidelschies** (6-7, 4.15 ERA) and **Zach Root** (6-2, 3.56 ERA). Both will assume a weekend role this spring, and Arkansas has a bevy of weapons who will battle it out for the third starter spot. For as impressive a duo as Beidelschies and Root are, this class really shines positionally.*

Charles Davalan (.288/.413/.514) has no shortage of tools packed into his compact frame, and the Florida Gulf Coast product will likely be the team's everyday center fielder. Infielder **Camden Kozeal** (.284/.349/.439) will almost certainly start at second base, while a handful of other position players will be in the mix for starting roles. After a stunning end to 2024, Arkansas again has the look of a team that will be competing for a national championship.

POWERED BY THE PORTAL

- Head coach Dave Van Horn and the Hogs took full advantage of the transfer portal prior to the 2025 campaign, adding nine Division I transfer and one Division II transfer to the roster in the offseason.

| Player | Former School(s) |
|--------------------------------|-------------------------------|
| INF/OF Kuhio Aloy | BYU |
| INF Michael Anderson | Rhode Island |
| LHP Landon Beidelschies | Ohio State |
| OF Carson Boles | Lincoln Memorial (DII) |
| OF Charles Davalan | FGCU |
| RHP Aiden Jimenez | Oregon State |
| INF Cam Kozeal | Vanderbilt |
| OF Logan Maxwell | TCU |
| INF/OF Rocco Peppi | Long Beach State/Fresno State |
| LHP Zach Root | ECU |

- D1Baseball Top 85 Impact Transfer Pitchers
 - No. 2 - **LHP Zach Root**
 - No. 5 - **LHP Landon Beidelschies**
- D1Baseball Top 50 Impact Transfer Hitters
 - No. 13 - **OF Charles Davalan**
 - No. 16 - **OF Logan Maxwell**
 - No. 18 - **INF Cam Kozeal**
 - No. 49 - **INF/OF Kuhio Aloy**

- From D1Baseball: Portal Pitchers with Breakout Potential

Zach Root, East Carolina to Arkansas - One of the top prospects in the 2025 draft class, Root started 12 games and appeared in 13 for ECU last season posting a 3.56 ERA in 68.1 innings of work. The 6-foot-1, 185-pounder also struck out 76 and walked 21. The left-hander potentially has one of the best arsenals in the nation, and what you see is what you get. It's an off-speed over fastball package, and he throws four of them average or better (change-up, curveball, cutter, slider). The best of the bunch is the curveball. It has two-plane shape at 79 mph with a total vertical depth of -55" which is comparable to current Major Leaguers Cole Ragans and DL Hall and would place him 20th of current qualified Major League left-handed starter pitchers. He also drew a 48% whiff rate with a .057 xwOBA against this breaker in 2024. His cutter (86-87 mph) and slider (83-85) profiles are very similar with about an inch of horizontal separation and four inches of vertical separation, and both drew strong whiff rates and ball-in-play results. There's a strong pronation bias with his two-seam 91-94 mph fastball that he throws 47% of the time and his low-80s change-up (22% usage) both carry significant arm-side profiles. There's little doubt in our minds that this arsenal, and the accompanying pitchability, translate to immediate success in the SEC, as well as professional baseball. – David Seifert/D1Baseball

JUCO BANDITS

- Arkansas also added a pair of big-name junior college products in **INF Brent Iredale** (New Mexico JC) and **OF Justin Thomas Jr.** (Florida SouthWestern State) to its roster during the offseason.
- D1Baseball Top 50 Impact JUCO Transfer Hitters
 - No. 2 - **INF Brent Iredale**
 - No. 12 - **OF Justin Thomas Jr.**



Featuring eight top 100 transfers and four top 500 freshmen, Arkansas' **newcomer class** entering the 2025 season was ranked No. 3 in the country by Baseball America.

HOGS' NEWCOMER CLASS RANKED NO. 3 BY BASEBALL AMERICA

- Arkansas' newcomer class coming into the 2025 season was ranked No. 3 in the country by Baseball America.
- To get the most accurate read on which college programs have the best incoming talent on their roster heading into 2025, the publication combined each program's transfer haul and recruiting class to come up with an overall ranking of newcomers.
- Baseball America's top 100 transfer portal rankings feature eight Razorback newcomers, including one in the top 10 and four among the top 50, and its top 500 draft rankings include four freshman.
- In its summary of Arkansas' newcomers, Baseball America writes:

3. Arkansas

Top 100 transfers: 8

BA 500 freshmen: 4

Arkansas has a lengthy track record of bringing impact talent to campus, and this year is no different. On top of a fantastic portal haul that includes eight of the top 100 transfers, the Razorbacks bring to campus a quartet of players who ranked on the final iteration of the BA 500.

Left-handers **Landon Beidelschies** (6-7, 4.15 ERA at Ohio State) and **Zach Root** (6-2, 3.56 ERA at East Carolina) are the strength of Arkansas' class of newcomers, but Oklahoma prep fireballer **Carson Wiggins** (No. 78), who is the younger brother of former Razorback and current Cubs prospect Jaxon, will be in contention to log a handful of innings as a freshman.

Former New Mexico JC standout third baseman **Brent Iredale** (.441/.576/1.000) ranked No. 464 on the BA 500 and is already off to a fast start this fall.

Following a disappointing end in 2024, Arkansas has reloaded and looks the part of a national championship contender.

D1BASEBALL TOP 25 IMPACT FRESHMAN CLASSES

- Arkansas' freshman class, headlined by **RHP Carson Wiggins** and **LHP Cole Gibler**, was ranked No. 16 in the country by D1Baseball.
- In its summary of Arkansas' freshman class, D1Baseball writes:


Of all the Razorback freshmen, Carson Wiggins came to campus with the highest accolades. The 94th overall prospect for the 2024 MLB Draft per Prep Baseball, the 6-foot-5 righthander touched 100.8 mph with his fastball while landing a mid-80s slider for strikes. It's a nasty combo that overwhelms opposing hitters, especially when also combined with solid control. He, like Gabe Gaeckle, is not just a wild-armed thrower. It took him just 10 pitches to set down Oklahoma State in order. Arms like Wiggins don't make it to college very often and he'll be a fun one to watch at least for two seasons in Fayetteville - Wiggins will be a draft-eligible sophomore in 2026.

Cole Gibler, a Missouri prep, was ranked the 131st overall prospect for the 2024 MLB Draft by Prep Baseball and he did everything to show deserving of that evaluation. His present pitchability is advanced for most any age, but super impressive for a freshman. With a quick arm he repeats a starter's-type delivery for above average control of three pitches. His fastball sat 92-95 and fired two breaking balls for strikes. Gibler sat down the side in order on 13 pitches, striking out a pair. Although it's a long way off, the 6-foot-2, 200-pound lefty has the look of a high round pick in 2027. - David Seifert/D1Baseball

NEW KIDS ON THE BLOCK

- Perfect Game featured **RHP Carson Wiggins** and **LHP Cole Gibler** in its rankings of the top 75 freshmen coming into the 2025 season.
- Wiggins is the younger brother of RHP Jaxon Wiggins, who pitched for Arkansas from 2021-22 and was selected by the Chicago Cubs in the second round (No. 68 overall) of the 2023 MLB Draft.





Since the start of the 2017 season, Arkansas has recorded **364 total wins**. The Razorbacks are the winningest program in all of college baseball in that span.

MACHINE OF CONSISTENCY

- Since the start of the 2017 season, Arkansas is the winningest college baseball program in the country (as of April 9, 2025).

| Team | Total Wins ('17 - '18 - '19 - '20 - '21 - '22 - '23 - '24 - '25) |
|-----------------|--|
| Arkansas | 364 (45 - 48 - 46 - 11 - 50 - 46 - 43 - 44 - 31) |
| Tennessee | 351 (27 - 29 - 40 - 15 - 50 - 57 - 44 - 60 - 29) |
| LSU | 349 (52 - 39 - 40 - 12 - 38 - 40 - 54 - 43 - 31) |
| Oregon State | 345 (56 - 55 - 36 - 5 - 37 - 48 - 41 - 45 - 23) |
| Southern Miss | 344 (50 - 44 - 40 - 12 - 40 - 47 - 46 - 43 - 22) |
| Florida | 343 (52 - 49 - 34 - 16 - 38 - 42 - 54 - 36 - 22) |
| East Carolina | 339 (32 - 44 - 47 - 13 - 44 - 46 - 47 - 46 - 20) |
| Vanderbilt | 336 (36 - 35 - 59 - 13 - 49 - 39 - 42 - 38 - 25) |
| Dallas Baptist | 327 (42 - 42 - 43 - 12 - 41 - 34 - 47 - 45 - 21) |
| Clemson | 317 (42 - 47 - 35 - 14 - 25 - 35 - 44 - 44 - 31) |
| Texas Tech | 313 (45 - 45 - 46 - 16 - 39 - 39 - 41 - 33 - 9) |

- Under Dave Van Horn, who is in his 23rd year as the Razorbacks' head coach, Arkansas has tallied seven 45-win seasons.

| Season | Total Wins |
|--------|------------|
| 2004 | 45 |
| 2012 | 46 |
| 2017 | 45 |
| 2018 | 48 |
| 2019 | 46 |
| 2021 | 50 |
| 2022 | 46 |

- Excluding the shortened 2020 season, the Razorbacks are the only SEC team, and one of only two teams in the country (also Southern Miss), to record 40-plus wins in each of the last seven full seasons.

| Season | Overall Wins | SEC Wins |
|--------|--------------|----------|
| 2017 | 45 | 18 |
| 2018 | 48 | 18 |
| 2019 | 46 | 20 |
| 2021 | 50 | 22 |
| 2022 | 46 | 18 |
| 2023 | 43 | 20 |
| 2024 | 44 | 20 |

IT JUST MEANS MORE WINS

- Arkansas has won 18-plus SEC games in seven consecutive seasons.
- LSU is the only other team in SEC history to record at least seven consecutive seasons of 18-plus SEC victories (10 from 1996-2005).
- Arkansas, off to a 11-1 start in SEC play in 2025, has now started 8-4 or better in SEC play for eight consecutive seasons (2017-present).
- It is the best stretch of starting 8-4 or better in SEC play by a team since LSU did so in eight consecutive seasons from 1991-98.

THE BIG 2-0

- Arkansas has finished with 20 or more SEC victories in a season five times in program history, including four times under Dave Van Horn.

| Year | SEC Record (Finish) |
|------|--|
| 1999 | 22-8 (SEC overall champions) |
| 2019 | 20-10 (SEC Western Division champions) |
| 2021 | 22-8 (SEC overall champions) |
| 2023 | 20-10 (SEC overall champions) |
| 2024 | 20-10 (SEC Western Division champions) |

- Arkansas reached the 20-win mark in SEC play in back-to-back seasons in 2023 and 2024 for the first time in program history.
- Arkansas, which has reached the 20-win mark in SEC play in four of the last five full seasons, is the first team since LSU between 1994-97 to post four 20-win SEC campaigns in five years.

GONE STREAKING

- Arkansas has recorded 11 winning streaks of 10 or more games since head coach Dave Van Horn took over at the helm of the program.

| Winning Streak | Dates |
|----------------|-------------------------------|
| 16 | March 7, 2020-March 13, 2021 |
| 15 | Feb. 25-March 22, 2024 |
| 15 | March 1-28, 2023 |
| 13 | April 3-23, 2010 |
| 12 | Feb. 14-March 11, 2025 |
| 12 | March 5-25, 2022 |
| 12 | Feb. 11-March 8, 2005 |
| 11 | March 26-April 12, 2024 |
| 10 | May 16-June 5, 2021 |
| 10 | March 4-21, 2012 |
| 10 | Feb. 11-March 5, 2003 |

- The Razorbacks' 15-game winning streaks in 2023 and 2024 were their longest in-season winning streak of the Van Horn era.
- They were also the longest in-season winning streaks in program history since the Hogs won the first 18 games of the 1996 season.

MIDWEEK MAGIC

- The Hogs, 8-1 in midweek games in 2025, had won 18 consecutive midweek matchups before their streak was snapped in a 14-13 extra-inning loss against Missouri State on March 25, 2025.
- Arkansas completed the 2024 season 12-0 in midweek games, posting an unbeaten midweek record for the first time since 2005.
- In 2024, the Razorbacks secured midweek wins against Grambling, UCA, Oral Roberts, Little Rock, Arkansas State and UAPB as well as three two-game midweek series sweeps over San Jose State, Texas Tech and Missouri State to finish with a perfect 12-0 midweek record.
- In 2005, Dave Van Horn's third season as head coach, Arkansas went 9-0 in midweek games, including two wins against Centenary, two wins against Missouri State, two wins against Northern Colorado, two wins against Oral Roberts and one win against Oklahoma State.



30 SEASONS OF BAUM-WALKER STADIUM

- The 2025 campaign marks the 30th season in the history of Baum-Walker Stadium, which opened in 1996. Arkansas maintains an all-time record of 719-244 (.746) in the stadium's 30-year history.
- Arkansas went 34-5 inside the friendly confines of Baum-Walker Stadium during the 2024 season, powered by a program record-tying 27-game winning streak at home from Feb. 19-April 27.
- Excluding 2020, Arkansas has won 28 or more home games in seven straight seasons, including a program-best 34 wins in 2018 and 2024.

| Year | Home Record | Overall Record (Postseason) |
|------|-------------|------------------------------|
| 2017 | 29-8 | 45-19 (Regional) |
| 2018 | 34-4 | 48-21 (College World Series) |
| 2019 | 33-7 | 46-20 (College World Series) |
| 2021 | 30-8 | 50-13 (Super Regional) |
| 2022 | 28-7 | 46-21 (College World Series) |
| 2023 | 32-6 | 43-18 (Regional) |
| 2024 | 34-5 | 44-16 (Regional) |
| 2025 | 23-1 | TBD |

HOME SWEET BAUM-WALKER

- In order of winning percentage, here are the Razorbacks' top records at home since Baum-Walker Stadium opened in 1996.

| Year | Home Record | Winning Percentage |
|------|-------------|--------------------|
| 2018 | 34-4 | .895 |
| 2024 | 34-5 | .872 |
| 2023 | 32-6 | .842 |
| 2019 | 33-7 | .825 |
| 2004 | 31-7 | .816 |
| 2022 | 28-7 | .800 |

J.B. & JOHNELLE HUNT FAMILY BASEBALL DEVELOPMENT CENTER

- The J.B. & Johnelle Hunt Family Baseball Development Center is a 49,000-square foot baseball performance facility, providing student-athletes with an expanded locker room, team meeting room, strength & conditioning center, training room, nutrition center, pitching development center and an in-venue batting tunnel.
- The one-of-a-kind facility, which opened ahead of the 2022 campaign, sits in the right-field corner of Baum-Walker Stadium.
- It also includes a tunnel to connect the facility to the first-base dugout and postgame press conference room.



The \$27 million, 49,000-square foot **J.B. & Johnelle Hunt Family Baseball Development Center** is the only one of its kind in all of college baseball.



PROHGS

- Five (5) former Razorbacks were listed on 2025 Major League Baseball Opening Day rosters.

| Player | Team | Draft Year |
|-------------------|----------------------|------------|
| Jalen Beeks | Arizona Diamondbacks | 2014 |
| Andrew Benintendi | Chicago White Sox | 2015 |
| Heston Kjerstad | Baltimore Orioles | 2020 |
| Ryne Stanek | New York Mets | 2013 |
| Trevor Stephan* | Cleveland Guardians | 2017 |


(* = injured list)

- Six (6) former Razorbacks have won a World Series championship:

| Player | Team | Year |
|-------------------|---------------------|------|
| Dick Hughes | St. Louis Cardinals | 1967 |
| Eric Hinske (2x) | Boston Red Sox | 2007 |
| | New York Yankees | 2009 |
| Dallas Keuchel | Houston Astros | 2017 |
| Andrew Benintendi | Boston Red Sox | 2018 |
| Drew Smyly | Atlanta Braves | 2021 |
| Ryne Stanek | Houston Astros | 2022 |

MLB DRAFT FACTS

- Arkansas has had at least one player selected in each of the past 50 MLB drafts dating back to 1975.
- The Razorbacks have had double-digit players selected in a single draft on three occasions: 1985 (10), 2013 (11) and 2018 (11).
- Since 2018, Nate Thompson's first season, no school in the country has had more overall draft selections than Arkansas (53).
- Under Matt Hobbs, Arkansas has had 23 pitchers selected in the MLB draft, including 16 pitchers taken in the first 10 rounds, since 2019.



Arkansas pitching coach **Matt Hobbs** has developed nine All-Americans, nine All-SEC honorees and 23 MLB draft picks since joining the program prior to the 2019 season.

HOBBS NAMED DIBASEBALL ASSISTANT COACH OF THE YEAR

- Arkansas pitching coach Matt Hobbs was named the DIBaseball Assistant Coach of the Year following the 2024 season.
- Hobbs, who enters his seventh season as pitching coach in 2025, guided his staff to a historic and record-breaking campaign in 2024.
- Arkansas ranked fifth nationally with a 3.87 ERA and a 3.11 strikeout-to-walk ratio and led the country with 12.1 strikeouts per nine innings, powered by a school-record 706 strikeouts.
- Since joining Arkansas as the pitching coach prior to the 2019 campaign, Hobbs has helped develop:
 - » 9 All-Americans
 - » 9 All-SEC honorees, including two SEC pitchers of the year
 - » 23 MLB draft selections, including 16 top 10 rounders
- Under Hobbs's tutelage, RHP Kevin Kopps emerged as the best player in the country in 2021, winning both the Golden Spikes Award and Dick Howser Trophy, and LHP Hagen Smith was the unanimous national pitcher of the year in 2024.
- With Hobbs' help, Smith solidified his status as one of the greatest pitchers in Razorback history, concluding his career as the program's all-time strikeout king and single-season strikeout leader, and departing as the highest-drafted pitcher in school history when he was selected fifth overall by the Chicago White Sox in the 2024.
- Since Hobbs joined the Razorback coaching staff, Arkansas has made two trips to the College World Series (2019, 2022), clinched a pair of overall SEC championships (2021, 2023) and captured four SEC Western Division titles (2019, 2021, 2023, 2024).
- Additionally, the Hogs won Collegiate Baseball's national recruiting championship for the first time in program history in 2023 as Arkansas' star-studded recruiting class was named the nation's best.



Arkansas, the winningest team in the nation since 2017 (333 overall wins), checked in at No. 5 in DIBaseball's biennial rankings of the top 100 programs in college baseball.

HOGS AT NO. 5 IN DIBASEBALL'S TOP 100 PROGRAMS RANKINGS

- Arkansas checked in at No. 5 in DIBaseball's biennial rankings of the top 100 programs in college baseball.
- DIBaseball's rankings place an emphasis on a tradition of consistent winning in the last decade, especially in the last five years, with the ultimate goal being to identify programs in the best shape currently with an eye towards the next five to 10 years.
- DIBaseball writers Aaron Fitt, Kendall Rogers, Mike Rooney, Joe Healy and Mark Etheridge made adjustments to the rankings based on evaluations of coaching staff quality and stability, facilities, scholarship/financial aid situation, conference dynamics, momentum, recruiting and player development proficiency.
- In its summary of the Arkansas program, DIBaseball writes:

The Razorbacks are still chasing the program's first national title, but it's safe to say they've still had a plethora of success over the past few seasons under the direction of long-time and legendary head coach Dave Van Horn. The Hogs recently went 44-16 overall, 20-10 in the SEC, and earned the No. 5 national seed before getting upset in the Fayetteville Regional. Before this past season, the Hogs had gone 43-18 overall (tied for the SEC regular season crown with Florida) in '23 with a No. 3 national seed and yet another Regional host while also going 46-21 overall in '22 with a trip to the College World Series. And in '21, the Hogs went a miraculous 50-13 overall with a 22-8 record in the SEC. That year, the Hogs were the top overall national seed before getting upset in the Fayetteville Super Regional by NC State. Yes, not winning a national title - yet - is a knock on the Hogs, but literally everything else is checked. The Hogs are a perennial power, they're insanely consistent in the toughest conference in college baseball, and the resources are plentiful in Fayetteville. Baum Stadium is exceptional, the player development facilities are the nation's best, and the program is well-positioned in the NIL era. The Hogs are in a fantastic spot moving forward. - Kendall Rogers/DIBaseball



BAUM-WALKER STADIUM RECORDS

13,472
SINGLE-GAME ATTENDANCE (2018)

10,376
SINGLE-SEASON AVERAGE (2022)

394,146
SINGLE-SEASON TICKETS (2024)

719
WINS AT BAUM-WALKER STADIUM

34,796
3-GAME SERIES ATTENDANCE (2022)

ARKANSAS YEAR-BY-YEAR RESULTS AT BAUM-WALKER STADIUM

| | | | | | | | | | |
|--------------------------------|--------------------------------|-------------------------------|--------------------------------|--------------------------------|-------------------------------|--------------------------------|-------------------------------|--------------------------------|--------------------------------|
| 1996 6-3 (.667) | 1997 26-7 (.788) | 1998 22-9 (.710) | 1999 26-7 (.788) | 2000 15-19 (.441) | 2001 19-6 (.760) | 2002 18-12 (.600) | 2003 22-8 (.733) | 2004 31-8 (.795) | 2005 19-9 (.679) |
| 2006 21-8 (.724) | 2007 23-10 (.697) | 2008 24-9 (.727) | 2009 21-12 (.636) | 2010 29-9 (.763) | 2011 24-7 (.774) | 2012 28-8 (.778) | 2013 24-9 (.727) | 2014 25-10 (.714) | 2015 23-12 (.657) |
| 2016 19-14 (.576) | 2017 29-8 (.784) | 2018 34-4 (.895) | 2019 33-7 (.825) | 2020 11-2 (.846) | 2021 30-8 (.790) | 2022 28-7 (.800) | 2023 32-6 (.842) | 2024 34-5 (.872) | 2025 23-1 (.958) |

Top 20 All-Time Crowds (tickets sold/distributed)

| | | |
|-----------------------|--------|----------------|
| 1. USC | 13,472 | March 3, 2018 |
| 2. Mississippi State | 12,589 | April 25, 2015 |
| 3. South Alabama | 12,006 | March 7, 2020 |
| 4. LSU | 11,827 | April 8, 2017 |
| 5. Tennessee | 11,787 | April 26, 2019 |
| 6. Vanderbilt | 11,772 | May 13, 2022 |
| 7. Vanderbilt | 11,761 | May 14, 2022 |
| 8. Auburn | 11,742 | April 26, 2014 |
| 9. Ole Miss | 11,736 | April 30, 2022 |
| 10. LSU | 11,714 | May 10, 2019 |
| 11. Ole Miss | 11,651 | April 29, 2022 |
| 12. Tennessee | 11,594 | April 27, 2019 |
| 13. Mississippi State | 11,548 | April 1, 2022 |
| 14. Mississippi State | 11,522 | April 2, 2022 |
| 15. LSU | 11,462 | April 9, 2011 |
| 16. Arizona State | 11,434 | April 8, 2009 |
| 17. Mississippi State | 11,415 | April 3, 2022 |
| 18. Ole Miss | 11,409 | May 1, 2022 |
| 19. Ole Miss* | 11,383 | June 9, 2019 |
| 20. Ole Miss* | 11,350 | June 8, 2019 |

* - NCAA Super Regional
^ - NCAA Regional

Top 20 All-Time Crowds (actual)

| | | |
|-----------------------|--------|----------------|
| 1. Missouri State* | 12,167 | June 6, 2015 |
| 2. Missouri State* | 11,869 | June 5, 2015 |
| 3. South Carolina* | 11,722 | June 9, 2018 |
| 4. Missouri State* | 11,694 | June 7, 2015 |
| 5. South Carolina* | 11,481 | June 10, 2018 |
| 6. South Carolina* | 11,217 | June 11, 2018 |
| 7. LSU | 11,103 | April 9, 2011 |
| 8. Arizona State | 11,014 | April 8, 2009 |
| 9. Oral Roberts^ | 11,088 | June 2, 2017 |
| 10. LSU | 10,987 | April 8, 2017 |
| 11. Mississippi State | 10,837 | April 25, 2015 |
| 12. Mississippi State | 10,784 | April 16, 2011 |
| 13. USC | 10,732 | March 3, 2018 |
| 14. LSU | 10,581 | May 5, 2007 |
| 15. Texas A&M | 10,477 | April 20, 2013 |
| 16. Missouri State^ | 10,369 | June 3, 2017 |
| 17. Missouri State^ | 10,273 | June 5, 2017 |
| 18. Central Michigan | 10,219 | Feb. 20, 2016 |
| 19. Auburn | 10,217 | April 26, 2014 |
| 20. Southern Miss^ | 10,213 | June 2, 2018 |

* - NCAA Super Regional
^ - NCAA Regional

2024 NCAA ATTENDANCE LEADERS

| Team | Average | Total | Games |
|----------------------|---------|---------|-------|
| 1. Arkansas | 10,106 | 394,146 | 39 |
| 2. LSU | 10,834 | 390,033 | 36 |
| 3. Mississippi State | 10,903 | 370,711 | 34 |
| 4. Ole Miss | 9,628 | 298,461 | 31 |
| 5. Texas | 7,476 | 269,143 | 36 |
| 6. Texas A&M | 6,431 | 257,258 | 40 |
| 7. Tennessee | 5,339 | 234,921 | 44 |
| 8. South Carolina | 7,045 | 232,501 | 33 |
| 9. Florida | 6,100 | 195,199 | 32 |
| 10. Florida State | 4,982 | 179,336 | 36 |
| 11. Clemson | 4,660 | 177,094 | 38 |
| 12. East Carolina | 4,865 | 170,277 | 35 |
| 13. Southern Miss | 5,317 | 164,825 | 31 |
| 14. Virginia | 4,197 | 159,483 | 38 |
| 15. Oklahoma State | 4,828 | 144,850 | 30 |
| 16. Nebraska | 5,221 | 135,734 | 26 |
| 17. Auburn | 4,244 | 131,576 | 31 |
| 18. Kentucky | 3,952 | 126,469 | 32 |
| 19. Vanderbilt | 3,597 | 125,887 | 35 |
| 20. Hawaii | 3,476 | 125,131 | 36 |



SERIES HISTORY

INSIDE THE SERIES (SINCE 1960): GEORGIA

Overall Series Record: 37-28
 Record in Fayetteville, Ark.: 22-8
 Record in Athens, Ga.: 13-18
 Record at Neutral Sites: 2-2

IN THE DVH ERA (2003-PRESENT): GEORGIA

Overall Series Record: 24-20
 Record in Fayetteville, Ark.: 14-7
 Record in Athens, Ga.: 9-11
 Record at Neutral Sites: 1-2

Previous 10 meetings

| DATE | SITE | W/L | SCORE |
|---------|--------------------|-----|----------|
| 5/17/18 | Athens, Ga. | W | 8-6 |
| 5/18/18 | Athens, Ga. | L | 8-7 (10) |
| 5/19/18 | Athens, Ga. | L | 3-2 |
| 5/23/19 | Hoover, Ala.! | L | 3-1 |
| 5/7/21 | Fayetteville, Ark. | W | 3-0 |
| 5/8/21 | Fayetteville, Ark. | L | 7-3 |
| 5/9/21 | Fayetteville, Ark. | W | 5-3 |
| 5/26/21 | Hoover, Ala.! | W | 11-2 |
| 4/20/23 | Athens, Ga. | L | 6-5 |
| 4/21/23 | Athens, Ga. | L | 7-3 |
| 4/22/23 | Athens, Ga. | L | 9-8 |

BOX SCORE FROM PREVIOUS MEETING



2023 Arkansas Baseball #5 Arkansas at Georgia Apr 22, 2023 at Athens, Ga. (Foley Field)



Arkansas 8 (30-10,11-7 SEC)

| Player | ab | r | h | rbi | bb | so | po | a | lob |
|-----------------------|----|---|---|-----|----|----|----|---|-----|
| Tavian Josenberger cf | 2 | 0 | 0 | 0 | 0 | 1 | 0 | 0 | 0 |
| Hunter Grimes lf | 3 | 0 | 0 | 0 | 3 | 1 | 0 | 0 | 0 |
| Peyton Stovall 2b | 4 | 0 | 0 | 1 | 1 | 1 | 2 | 2 | 0 |
| Jace Bohrofen lf/cf | 5 | 0 | 1 | 0 | 3 | 2 | 0 | 3 | 0 |
| Ben McLaughlin dh | 4 | 1 | 0 | 0 | 2 | 0 | 0 | 1 | 0 |
| Kendall Diggs rf | 2 | 3 | 1 | 0 | 3 | 0 | 3 | 0 | 0 |
| Caleb Cali 3b | 4 | 3 | 3 | 5 | 0 | 0 | 1 | 0 | 0 |
| Brady Slavens 1b | 3 | 0 | 1 | 0 | 1 | 6 | 1 | 0 | 0 |
| Hudson Polk c | 3 | 1 | 1 | 2 | 0 | 1 | 9 | 1 | 0 |
| John Bolton ss | 2 | 0 | 0 | 1 | 1 | 1 | 0 | 2 | 0 |
| Hagen Smith p | 0 | 0 | 0 | 0 | 0 | 0 | 1 | 0 | 0 |
| Gage Wood p | 0 | 0 | 0 | 0 | 0 | 0 | 1 | 0 | 0 |
| Christian Foutch p | 0 | 0 | 0 | 0 | 0 | 0 | 0 | 0 | 0 |
| Ben Bybee p | 0 | 0 | 0 | 0 | 0 | 0 | 0 | 0 | 0 |
| Totals | 32 | 8 | 7 | 8 | 6 | 12 | 24 | 8 | 6 |

Georgia 9 (23-17,7-11 SEC)

| Player | ab | r | h | rbi | bb | so | po | a | lob |
|----------------------|----|---|---|-----|----|----|----|---|-----|
| Ben Anderson cf | 4 | 3 | 2 | 0 | 1 | 2 | 3 | 0 | 0 |
| Charlie Condon rf | 5 | 2 | 2 | 2 | 0 | 1 | 2 | 0 | 0 |
| Connor Tate lf | 5 | 1 | 2 | 5 | 0 | 2 | 3 | 0 | 0 |
| Parks Harber 1b | 3 | 2 | 1 | 1 | 2 | 1 | 5 | 1 | 0 |
| Will David 3b | 4 | 0 | 1 | 0 | 0 | 1 | 0 | 0 | 2 |
| Cole Wagner dh | 4 | 0 | 1 | 0 | 0 | 2 | 0 | 0 | 0 |
| Sebastian Murillo ss | 2 | 0 | 0 | 1 | 1 | 1 | 0 | 0 | 0 |
| Fernando Gonzalez c | 3 | 0 | 0 | 0 | 1 | 0 | 12 | 0 | 3 |
| Mason LaPlante 2b | 3 | 1 | 0 | 0 | 1 | 0 | 1 | 3 | 2 |
| Liam Sullivan p | 0 | 0 | 0 | 0 | 0 | 0 | 0 | 0 | 0 |
| Kyle Greenler p | 0 | 0 | 0 | 0 | 0 | 0 | 0 | 0 | 0 |
| Collin Caldwell p | 0 | 0 | 0 | 0 | 0 | 0 | 0 | 0 | 0 |
| Nolan Crisp p | 0 | 0 | 0 | 0 | 0 | 0 | 0 | 0 | 0 |
| Zach DeVito p | 0 | 0 | 0 | 0 | 0 | 0 | 0 | 0 | 0 |
| Jarvis Evans p | 0 | 0 | 0 | 0 | 0 | 1 | 0 | 0 | 0 |
| Totals | 33 | 9 | 9 | 9 | 6 | 10 | 27 | 4 | 7 |

| Score by Innings | 1 | 2 | 3 | 4 | 5 | 6 | 7 | 8 | 9 | R | H | E |
|------------------|---|---|---|---|---|---|---|---|---|---|---|---|
| Arkansas | 0 | 0 | 0 | 0 | 3 | 0 | 2 | 3 | 0 | 8 | 7 | 1 |
| Georgia | 0 | 0 | 2 | 0 | 0 | 1 | 1 | 0 | 5 | 9 | 9 | 0 |

E - Wood(1). DP - Bulldogs 1. LOB - Razorbacks 6; Bulldogs 7. 2B - Diggs(12); Wagner, Co.(5). HR - Cali 2(7); Polk(2); Condon(18); Connor Tate(13); Harber(12). HBP - McLaughlin. SH - Bolton(2); Murillo(5). SF - Polk(1). SB - Be. Anderson(6).

| Arkansas | ip | h | r | er | bb | so | ab | bf | np | Georgia | ip | h | r | er | bb | so | ab | bf | np |
|------------------|-----|---|---|----|----|----|----|----|----|-----------------|-----|---|---|----|----|----|----|----|----|
| Hagen Smith | 5.0 | 3 | 2 | 2 | 3 | 8 | 18 | 21 | 96 | Liam Sullivan | 6.0 | 3 | 4 | 4 | 3 | 8 | 20 | 23 | 98 |
| Gage Wood | 1.2 | 2 | 2 | 1 | 2 | 1 | 7 | 10 | 52 | Kyle Greenler | 0.2 | 2 | 1 | 1 | 0 | 1 | 3 | 5 | 20 |
| Christian Foutch | 1.1 | 2 | 3 | 3 | 1 | 1 | 6 | 7 | 34 | Collin Caldwell | 0.1 | 1 | 2 | 2 | 1 | 1 | 2 | 4 | 15 |
| Ben Bybee | 0.0 | 2 | 2 | 2 | 0 | 0 | 2 | 2 | 5 | Nolan Crisp | 0.1 | 1 | 1 | 1 | 1 | 0 | 2 | 3 | 13 |
| | | | | | | | | | | Zach DeVito | 0.1 | 0 | 0 | 0 | 1 | 1 | 1 | 2 | 16 |
| | | | | | | | | | | Jarvis Evans | 1.1 | 0 | 0 | 0 | 0 | 1 | 4 | 4 | 12 |

Win - Evans, Ja. (1-0). Loss - Bybee (2-1). Save - None.

WP - Foutch(2); Crisp(3). HBP - by Caldwell, C. (McLaughlin). Inherited runners/scored: Foutch 2/0; Bybee 3/3; Greenler 1/1; Caldwell, C. 2/0; Crisp 2/2; DeVito 1/0; Evans, Ja. 2/0. Pitches/strikes: Smith 96/54; Wood 52/30; Foutch 34/21; Bybee 5/4; Sullivan, L. 98/60; Greenler 20/12; Caldwell, C. 15/7; Crisp 13/6; DeVito 16/9; Evans, Ja. 12/6.

Umpires - HP: Christopher Griffith 1B: Clint Lawson 2B: Michael Banks 3B: Brandon Cooper

Start: 2:02 pm Time: 3:13 Attendance: 3688

Weather: Sunny, 71 degrees

Sullivan, L. faced 1 batter in the 7th.

Caldwell, C. faced 2 batters in the 8th.

Foutch faced 3 batters in the 9th.

Bybee faced 2 batters in the 9th.

HONORS & AWARDS

INF/OF Kuhio Aloy

Perfect Game Midseason All-American (Third Team)

INF Wehiwa Aloy

Golden Spikes Award Preseason Watch List
 Bobby Bragan National Collegiate Slugger Award Watch List
 SEC Player of the Week (Feb. 24 & March 10)
 Perfect Game National Player of the Week (March 11)
 Bobby Bragan National Collegiate Slugger Player Of The Week (March 14)
 Brooks Wallace Award Shortstop of the Week (March 25)
 Golden Spikes Award Midseason Watch List
 Perfect Game Midseason All-American (Second Team)

RHP Landon Beidelschies

Perfect Game Preseason All-American (First Team)
 Coaches Preseason All-SEC (Second Team)
 Perfect Game Preseason All-SEC (First Team)

RHP Christian Foutch

NCBWA Preseason All-American (Third Team)
 Coaches Preseason All-SEC (Second Team)
 NCBWA Preseason Stopper of the Year Award Watch List

RHP Gabe Gaeckle

Consensus Preseason All-American
 • Baseball America (Second Team)
 • D1Baseball (Second Team)
 • NCBWA (Second Team)
 • Perfect Game (First Team)
 Baseball America Preseason SEC Pitcher of the Year
 Coaches Preseason All-SEC (First Team)
 Perfect Game Preseason All-SEC (First Team)
 Golden Spikes Award Preseason Watch List

INF Brent Iredale

D1Baseball Midseason All-American (Second Team)

INF Cam Kozeal

SEC Player of the Week (April 7)
 Perfect Game National Player of the Week (April 8)

LHP Zach Root

D1Baseball Preseason All-American (Third Team)
 NCBWA Perfect Game Preseason All-American (Third Team)
 Perfect Game Preseason All-American (Second Team)
 Perfect Game Preseason All-SEC (Second Team)
 SEC Pitcher of the Week (March 31)
 Perfect Game Midseason All-American (Second Team)



Zach Root was named the SEC Pitcher of the Week after twirling a career-long 7.2 scoreless innings with seven strikeouts in Arkansas' shutout win at Vanderbilt (March 28), helping lead the Razorbacks to their first series sweep in Nashville since 1994. He earned his team-leading fourth win and third quality start of the season in the outing.

STANDINGS

| | SEC | Pct. | GB | All | Pct. | Home | Away | Neutral | Top 25 | Top 10 | L10 | Streak |
|-------------------|-------------|-------------|------|-------------|-------------|-------------|------------|------------|------------|------------|------------|-----------|
| Arkansas | 11-1 | .917 | - | 31-3 | .912 | 23-1 | 5-1 | 3-1 | 7-1 | 0-0 | 9-1 | W8 |
| Texas | 11-1 | .917 | - | 27-4 | .871 | 16-3 | 6-0 | 5-1 | 9-1 | 5-1 | 9-1 | W4 |
| LSU | 10-2 | .833 | 1.0 | 31-3 | .912 | 22-1 | 5-2 | 4-0 | 4-2 | 4-2 | 9-1 | W9 |
| Tennessee | 9-3 | .750 | 2.0 | 29-4 | .879 | 21-3 | 5-1 | 3-0 | 6-1 | 5-1 | 8-2 | W1 |
| Georgia | 8-4 | .667 | 3.0 | 30-5 | .857 | 22-1 | 6-4 | 2-0 | 8-4 | 3-3 | 7-3 | W1 |
| Ole Miss | 8-4 | .667 | 3.0 | 26-7 | .788 | 18-3 | 6-2 | 2-2 | 6-5 | 2-3 | 8-2 | W4 |
| Alabama | 7-5 | .583 | 4.0 | 28-6 | .824 | 18-4 | 6-2 | 4-0 | 11-5 | 3-3 | 6-4 | W1 |
| Vanderbilt | 7-5 | .583 | 4.0 | 25-8 | .758 | 18-3 | 6-3 | 1-2 | 2-6 | 0-3 | 7-3 | W5 |
| Auburn | 6-6 | .500 | 5.0 | 23-10 | .697 | 15-5 | 3-5 | 5-0 | 9-6 | 3-4 | 4-6 | W2 |
| Kentucky | 5-7 | .417 | 6.0 | 18-12 | .600 | 10-7 | 8-5 | 0-0 | 3-7 | 2-4 | 4-6 | L3 |
| Oklahoma | 5-7 | .417 | 6.0 | 23-9 | .719 | 15-5 | 4-4 | 4-0 | 3-6 | 3-5 | 4-6 | L4 |
| Texas A&M | 4-9 | .308 | 7.5 | 18-15 | .545 | 14-9 | 3-4 | 1-2 | 2-8 | 2-1 | 7-3 | W4 |
| Mississippi State | 3-9 | .250 | 8.0 | 20-13 | .606 | 14-5 | 3-6 | 3-2 | 2-11 | 1-8 | 5-5 | W3 |
| Florida | 2-11 | .154 | 9.5 | 22-14 | .611 | 18-7 | 4-6 | 0-1 | 3-12 | 2-7 | 4-6 | W2 |
| South Carolina | 2-11 | .154 | 9.5 | 20-15 | .571 | 16-6 | 3-7 | 1-2 | 1-12 | 1-11 | 3-7 | L1 |
| Missouri | 0-13 | .000 | 11.5 | 12-21 | .364 | 7-10 | 1-8 | 4-3 | 0-11 | 0-9 | 3-7 | L1 |

SCHEDULE/RESULTS

Tuesday, April 8

at #6 Georgia 16, Presbyterian 2 (7 inn.)
 #9 Auburn 9, at #15 Georgia Tech 8
 at #4 Tennessee 10, Alabama State 2
 at South Carolina 13, USC Upstate 3 (7 inn.)
 at #10 Alabama 10, #23 Southern Miss 6
 #6 Ole Miss 10, at Memphis 0 (7 inn.)
 Mississippi State 8, at UAB 3
 Missouri 11, at SIUE 8
 Texas A&M 14, at Sam Houston 1 (7 inn.)
 at #14 Vanderbilt 9, Dayton 3
 at Florida 5, #8 Florida State 4
at #1 Arkansas 7, Arkansas State 3
 at #11 Louisville 4, Kentucky 3 (10 inn.)
 #3 LSU 5, at Nicholls 3
 Dallas Baptist 9, at #16 Oklahoma 1
 at #2 Texas 12, Houston Christian 2 (7 inn.)

Wednesday, April 9

at #6 Ole Miss 29, Alcorn State 1 (7 inn.)

Thursday, April 10

*at Florida 11, Missouri 2
 *at Texas A&M 8, South Carolina 7 (10 inn.)

Friday, April 11

***#1 Arkansas at #6 Georgia - 6 p.m. [SECN+]**
 *Missouri at Florida - 6:30 p.m. [SECN+]
 *#2 Texas at Kentucky - 6:30 p.m. [SECN+]
 *Mississippi State at #10 Alabama - 7 p.m. [SECN+]
 *#3 LSU at #9 Auburn - 7 p.m. [SECN+]
 *South Carolina at Texas A&M - 7 p.m. [SECN+]
 *#4 Tennessee at #6 Ole Miss - 7:30 p.m. [SECN+]
 *#14 Vanderbilt at #16 Oklahoma - 8 p.m. [SECN]

Saturday, April 12

*#2 Texas at Kentucky - 12 p.m. [SECN]
 *Mississippi State at #10 Alabama - 3 p.m. [SECN+]
 *South Carolina at Texas A&M - 3 p.m. [SECN+]
***#1 Arkansas at #6 Georgia - 4 p.m. [SECN+]**
 *Missouri at Florida - 5 p.m. [SECN]
 *#4 Tennessee at #6 Ole Miss - 5 p.m. [SECN+]
 *#14 Vanderbilt at #16 Oklahoma - 5 p.m. [SECN+]
 *#3 LSU at #9 Auburn - 7 p.m. [SECN+]

Sunday, April 13

*#2 Texas at Kentucky - 12 p.m. [SECN]
***#1 Arkansas at #6 Georgia - 1 p.m. [SECN+]**
 *Mississippi State at #10 Alabama - 2 p.m. [SECN+]
 *#3 LSU at #9 Auburn - 3 p.m. [SECN+]
 *#4 Tennessee at #6 Ole Miss - 3 p.m. [SECN]
 *#14 Vanderbilt at #16 Oklahoma - 3 p.m. [SECN+]

Next Weekend In The SEC (April 17-20)

*Alabama at LSU - Thursday-Saturday series
***Texas A&M at Arkansas - Thursday-Saturday series**
 *Auburn at Texas - Thursday-Saturday series
 *Georgia at Vanderbilt - Thursday-Saturday series
 *Ole Miss at South Carolina - Thursday-Saturday series
 *Oklahoma at Missouri - Thursday-Saturday series
 *Florida at Mississippi State
 *Kentucky at Tennessee

**SEC game | All times Eastern | Rankings reflect highest among major polls*



WEEK 9 **SOUTHEASTERN CONFERENCE** **AS OF APRIL 6**

ACTIVE CAREER LEADERS

Games Played

| | | |
|------------|---------------------------------|------------|
| 1. | Kennedy Jones*, South Carolina | 201 |
| | Hunter Hines, Mississippi State | 201 |
| 3. | Michael Braswell III, LSU | 199 |
| 4. | Isaac Humphrey*, Ole Miss | 196 |
| 5. | Josh Pearson, LSU | 194 |
| 6. | Hayden Schott*, Texas A&M | 193 |
| 7. | Wyatt Henseler*, Texas A&M | 192 |
| 8. | Jonathan Vastine, Vanderbilt | 183 |
| 9. | Luis Hernandez*, LSU | 179 |
| 10. | Rocco Peppi*, Arkansas | 178 |
| | Garrett Staton*, Alabama | 178 |

Runs Scored

| | | |
|-----------|---------------------------------|------------|
| 1. | Wyatt Henseler*, Texas A&M | 208 |
| 2. | Robbie Burnett*, Georgia | 187 |
| 3. | Daniel Dickinson*, LSU | 173 |
| 4. | Cole Hage*, Kentucky | 172 |
| 5. | Jace LaViolette, Texas A&M | 166 |
| 6. | Hunter Hines, Mississippi State | 161 |
| 7. | Wehiwa Aloy*, Arkansas | 160 |
| 8. | Kennedy Jones*, South Carolina | 159 |
| | Garrett Staton*, Alabama | 159 |
| 10. | Isaac Humphrey*, Ole Miss | 155 |

Hits

| | | |
|-----------|---------------------------------|------------|
| 1. | Wyatt Henseler*, Texas A&M | 267 |
| 2. | Kennedy Jones*, South Carolina | 259 |
| 3. | Hayden Schott*, Texas A&M | 236 |
| 4. | Hunter Hines, Mississippi State | 221 |
| 5. | Robbie Burnett*, Georgia | 211 |
| 6. | Daniel Dickinson*, LSU | 210 |
| 7. | Luis Hernandez*, LSU | 209 |
| 8. | Rocco Peppi*, Arkansas | 205 |
| 9. | Wehiwa Aloy*, Arkansas | 203 |
| 10. | Shaun Montoya*, Kentucky | 194 |

Doubles

| | | |
|-----------|---------------------------------|-----------|
| 1. | Wyatt Henseler*, Texas A&M | 57 |
| 2. | Hayden Schott*, Texas A&M | 50 |
| 3. | Kennedy Jones*, South Carolina | 45 |
| 4. | Luis Hernandez*, LSU | 44 |
| 5. | Rocco Peppi*, Arkansas | 43 |
| | Isaac Humphrey*, Ole Miss | 43 |
| | Daniel Dickinson*, LSU | 43 |
| | Hunter Hines, Mississippi State | 43 |
| 9. | Matt Bergevin*, Texas A&M | 42 |
| | Devin Burkes, Kentucky | 42 |
| -- | Wehiwa Aloy*, Arkansas | 36 |

Home Runs

| | | |
|-----|---------------------------------|-----------|
| 1. | Wyatt Henseler*, Texas A&M | 62 |
| 2. | Hunter Hines, Mississippi State | 61 |
| 3. | Jace LaViolette, Texas A&M | 60 |
| 4. | Jared Jones, LSU | 53 |
| 5. | Ethan Petry, South Carolina | 52 |
| 6. | Robbie Burnett*, Georgia | 51 |
| | Colby Shelton, Florida | 51 |
| 8. | Ryland Zaborowski*, Georgia | 46 |
| 9. | Cooper McMurray*, Auburn | 44 |
| 10. | Gavin Kash*, Texas A&M | 43 |
| -- | Wehiwa Aloy*, Arkansas | 38 |

RBI

| | | |
|-----|---------------------------------|------------|
| 1. | Wyatt Henseler*, Texas A&M | 211 |
| 2. | Hunter Hines, Mississippi State | 191 |
| 3. | Kennedy Jones*, South Carolina | 177 |
| | Jace LaViolette, Texas A&M | 177 |
| 5. | Hayden Schott*, Texas A&M | 174 |
| 6. | Robbie Burnett*, Georgia | 162 |
| 7. | Ryland Zaborowski*, Georgia | 161 |
| 8. | Mitchell Sanford*, Ole Miss | 159 |
| 9. | Gavin Kash*, Texas A&M | 153 |
| 10. | Cooper McMurray*, Auburn | 151 |
| -- | Wehiwa Aloy*, Arkansas | 139 |

HBP

| | | |
|-----------|-----------------------------------|-----------|
| 1. | Wyatt Henseler*, Texas A&M | 58 |
| 2. | Rocco Peppi*, Arkansas | 55 |
| 3. | Cole Hage*, Kentucky | 51 |
| 4. | Noah Sullivan*, Mississippi State | 46 |
| 5. | Cade Kurland, Florida | 42 |
| | Josh Pearson, LSU | 42 |
| 7. | Ethan Petry, South Carolina | 39 |
| | Garrett Staton*, Alabama | 39 |
| 9. | Brennen Norton*, Alabama | 37 |
| | Daniel Dickinson*, LSU | 37 |

Wins

| | | |
|-----------|-----------------------------------|-----------|
| 1. | Ruger Riojas*, Texas | 21 |
| 2. | Chase Hungate*, Mississippi State | 18 |
| 3. | Will McEntire, Arkansas | 17 |
| 4. | Noah Sullivan*, Mississippi State | 15 |
| | Zac Cowan*, LSU | 15 |
| | Jared Spencer*, Texas | 15 |
| 7. | Zach Root*, Arkansas | 14 |
| | Jacob Mayers*, LSU | 14 |
| 9. | Matthew Becker, South Carolina | 13 |
| | Nic McCay*, Kentucky | 13 |
| | Nate Snead*, Tennessee | 13 |
| | Kolten Smith, Georgia | 13 |
| | Karson Ligon*, Mississippi State | 13 |

Appearances

| | | |
|-----------|-----------------------------------|-----------|
| 1. | Chase Hungate*, Mississippi State | 80 |
| 2. | Brad Rudis, Texas A&M | 78 |
| 3. | Will McEntire, Arkansas | 75 |
| 4. | Jackson Nove, Kentucky | 72 |
| 5. | Matthew Becker, South Carolina | 71 |
| 6. | John Armstrong, Auburn | 69 |
| 7. | Jared Spencer*, Texas | 67 |
| 8. | Robert Hogan, Kentucky | 64 |
| | Carson Myers*, Auburn | 64 |
| | Evan Byers, Kentucky | 64 |

Saves

| | | |
|-----------|---------------------------------------|----------|
| 1. | Carson Ozmer*, Alabama | 18 |
| 2. | Alton Davis II, Georgia | 12 |
| | Connor Spencer*, Ole Miss | 12 |
| | Nate Snead*, Tennessee | 12 |
| 5. | Simon Gregersen*, Kentucky | 10 |
| 6. | Jared Spencer*, Texas | 9 |
| | Cole Hentschel*, Kentucky | 9 |
| 8. | Will McEntire, Arkansas | 8 |
| 9. | Chandler Dorsey*, LSU | 7 |
| | Landon Beidelschies*, Arkansas | 7 |
| | Ruger Riojas*, Texas | 7 |
| | Gage Wood, Arkansas | 7 |
| | Gavin Guidry, LSU | 7 |
| | Tanner Franklin*, Tennessee | 7 |

Innings Pitched

| | | |
|------------|---------------------------------------|--------------|
| 1. | Nic McCay*, Kentucky | 256.0 |
| 2. | Will McEntire, Arkansas | 212.2 |
| 3. | Ryan Prager, Texas A&M | 203.0 |
| 4. | Grant Stevens*, Oklahoma | 188.1 |
| 5. | Zac Cowan*, LSU | 184.2 |
| 6. | Karson Ligon*, Mississippi State | 179.0 |
| 7. | Matthew Becker, South Carolina | 178.0 |
| 8. | Justin Lamkin, Texas A&M | 171.2 |
| 9. | Jared Spencer*, Texas | 167.1 |
| 10. | Zach Root*, Arkansas | 166.0 |
| -- | Landon Beidelschies*, Arkansas | 150.1 |

Strikeouts

| | | |
|------------|---------------------------------------|------------|
| 1. | Nic McCay*, Kentucky | 281 |
| 2. | Matthew Becker, South Carolina | 245 |
| 3. | Jacob Mayers*, LSU | 222 |
| | Liam Doyle*, Tennessee | 222 |
| 5. | Will McEntire, Arkansas | 220 |
| 6. | Ryan Prager, Texas A&M | 219 |
| 7. | Zac Cowan*, LSU | 218 |
| 8. | Justin Lamkin, Texas A&M | 214 |
| 9. | Jared Spencer*, Texas | 207 |
| 10. | Zach Root*, Arkansas | 190 |
| -- | Landon Beidelschies*, Arkansas | 172 |

* - Indicates stats from a previous non-SEC school are included

A ||| QUICK FACTS

GENERAL INFORMATION

Location..... Fayetteville, Ark.
 Founded..... 1871
 Enrollment..... 33,600
 Nickname..... Razorbacks
 School Colors..... Cardinal (PMS 201) and White
 Conference..... Southeastern (SEC)
 System President..... Dr. Donald R. Bobbitt (Arkansas, 1980)
 Chancellor..... Dr. Charles Robinson (Houston, 1987)
 Athletics Director..... Hunter Yurachek (Guilford, 1990)
 Faculty Athletic Rep..... Paul Adams (LSU, 1992)
 Athletics Website..... ArkansasRazorbacks.com
 Athletic Department Phone..... (479) 575-6533
 Ticket Office Phone..... (479) 575-5151

BAUM-WALKER STADIUM

Home Facility..... Baum-Walker Stadium at George Cole Field
 Capacity..... 11,121 (8,237 Chairbacks)
 Largest Crowd (actual)..... 12,167 vs. Missouri State (June 6, 2015)
 Stadium Opening..... April 13, 1996
 Dedication..... May 3, 1996
 Field Dimensions..... LL - 320, LC - 375, CF - 400, RC - 365, RL - 312
 Surface..... Grass

COACHES & SUPPORT STAFF

Head Coach..... Dave Van Horn (Arkansas, 1988)
 Record at Arkansas..... 914-460 (23 seasons, .665)
 Overall Division I Record..... 1,234-617 (31 seasons, .667)
 Overall as a Head Coach..... 1,499-700 (37 seasons, .681)
 DI Postseason Appearances (Total/at Arkansas)..... 24/20
 College World Series Appearances (Total/at Arkansas)..... 9/7
 (Neb: 2001, 2002; Ark: 2004, 2009, 2012, 2015, 2018, 2019, 2022)
 Assistant Coach/Recruiting Coordinator..... Nate Thompson (Dallas Baptist, 2006)
 Assistant Coach..... Matt Hobbs (Missouri, 2002)
 Assistant Coach..... Bobby Wernes (Arkansas, 2018)
 Student Assistant Coach..... Hudson Polk (Arkansas, 2024)
 Director of Operations..... Clay Goodwin (Arkansas, 2005)
 Director of Strength & Conditioning..... Hunter Bell (Arkansas-Monticello, 2018)
 Director of Pitching Development..... Zach Barr (Arkansas, 2017)
 Director of Baseball Analytics..... DJ Baxendale (Arkansas, 2019)
 Athletic Trainer..... Corey Wood (East Carolina, 2008)
 Equipment Manager..... Mark Taylor (Ouachita Baptist, 1988)
 Strength & Conditioning Assistant..... MJ Munoz (Aurora, 2022)
 Strength & Conditioning Intern..... Alden Arrington
 Graduate Manager..... John McElroy, Matthew Schluterman
 Student Managers..... Anthony Sanchez, Crew Tidwell, Trip Wright
 Bullpen Catchers..... Ryan Cleinmark, Hayden Schnitker
 Sports Information Director..... Oliver Grigg (Tulane, 2017)
 Academics Director..... Jonathan Burgess (Central Arkansas, 2015)
 Sports Nutritionist..... Ben Tarnowski (North Dakota, 2021)
 Sport Administrator..... Kevin Trainor (Arkansas, 1994)
 Administrative Assistant..... Kelly Moore (Arkansas, 2004)

HISTORY

First Year of Arkansas Baseball..... 1897
 Years of Varsity Baseball at Arkansas..... 103
 (1897, 1901-03, 05, 08-16, 19-20, 22-29, 47-2025)
 All-Time Program Record..... 2,466-1,479-6 (.625)
 All-Time Conference Record/Years..... SEC: 508-434 (.538)/33
 SWC: 249-190 (.567)/23
 Combined: 757-624 (.547)/56
 Conference Titles/Years..... SEC Overall: 4/1999, 2004, 2021, 2023
 SEC Western Division: 9/1999, 2004, 2007, 2011, 2018, 2019, 2021, 2023, 2024
 SWC: 2/1989, 1990
 Conference Tournament Record/Years..... SEC: 40-47 (.460)/28
 SWC: 18-25 (.419)/14
 Combined: 58-72 (.446)/42
 Conference Tournament Titles/Years..... SEC: 1/2021
 SWC: 1/1985
 NCAA Postseason Appearances..... 35
 (1973, 79-80, 83, 85-90, 95-96, 98-99, 2002-15, 2017-19, 2021-24)
 NCAA Postseason Record..... 103-79 (.566)
 College World Series Appearances..... 11
 (1979, 1985, 1987, 1989, 2004, 2009, 2012, 2015, 2018, 2019, 2022)
 College World Series Record..... 18-22 (.450)
 NCAA Super Regional Appearances..... 10
 (2002, 2004, 2009, 2010, 2012, 2015, 2018, 2019, 2021, 2022)
 NCAA Super Regional Record..... 16-10 (.615)
 NCAA Regional Appearances..... 34
 NCAA Regional Record..... 69-47 (.595)
 Overall NCAA Regional Hosts...11 (1999, 2004, 2006-07, 2010, 2017-19, 2021, 2023-24)
 Best NCAA Finish..... 1979 and 2018 National Runner-Up

TEAM INFORMATION

2024 Overall Record..... 44-16
 Home..... 34-5
 Away..... 7-8
 Neutral..... 3-3
 SEC Record..... 20-10
 SEC Finish..... 1st West
 SEC Tournament..... T-7th
 Postseason..... NCAA Regional
 Lettermen Returning/Lost..... 15/17
 Position Starters (including DH) Returning/Lost..... 3/6
 Pitchers Returning/Lost..... 10/6
 Newcomers/Redshirts..... 26/1

TOP RETURNING POSITION PLAYERS

| | | | |
|----------------|-----|-----|---|
| Wehiwa Aloy | INF | Jr. | .270/.355/.485, 45 R, 9 2B, 14 HR, 56 RBI, 7 SB |
| Kendall Diggs | OF | Sr. | .229/.346/.395, 35 R, 11 2B, 1 3B, 7 HR, 34 RBI, 4 SB |
| Ryder Helfrick | C | So. | .179/.320/.321, 18 R, 3 2B, 3 HR, 8 RBI, 1 SB |
| Nolan Souza | INF | So. | .255/.366/.509, 21 R, 7 2B, 7 HR, 28 RBI, 3 SB |

TOP RETURNING PITCHERS

| | | | |
|------------------|-----|-------|--|
| Colin Fisher | LHP | So. | 6-1, 2.67 ERA, 27.0 IP, 27 SO, 1.30 WHIP |
| Christian Foutch | RHP | Jr. | 1-0, 0.81 ERA, 22.1 IP, 20 SO, 1 SV, 1.43 WHIP |
| Gabe Gaeckle | RHP | So. | 3-3, 2.32 ERA, 42.2 IP, 57 SO, 7 SV, 1.10 WHIP |
| Will McEntire | RHP | R-Sr. | 5-0, 4.83 ERA, 54.0 IP, 65 SO, 4 SV, 1.37 WHIP |
| Gage Wood | RHP | Jr. | 3-2, 4.46 ERA, 40.1 IP, 56 SO, 2 SV, 1.36 WHIP |

TOP NEWCOMERS

| | | | |
|---------------------|--------|-------|--|
| Kuhio Aloy | INF/OF | So. | Wailuku, Hawai'i (BYU) |
| Landon Beidelschies | LHP | Jr. | Canfield, Ohio (Ohio State) |
| Brenton Clark | OF | Fr. | Texarkana, Texas (Pleasant Grove HS) |
| Charles Davalan | OF | Jr. | Montreal, Quebec, Canada (FGCU) |
| Cole Gibling | LHP | Fr. | Blue Springs, Mo. (Blue Springs HS) |
| Brent Iredale | INF | Jr. | Sydney, New South Wales, Australia (New Mexico JC) |
| Aiden Jimenez | RHP | R-So. | Elk Grove, Calif. (Oregon State) |
| Cam Kozeal | INF | So. | Omaha, Neb. (Vanderbilt) |
| Logan Maxwell | OF | Sr. | Lima, Ohio (TCU) |
| Rocco Peppi | INF/OF | R-Sr. | Huntington Beach, Calif. (Fresno State) |
| Zach Root | LHP | Jr. | Fort Myers, Fla. (East Carolina) |
| Justin Thomas Jr. | OF | Jr. | Savannah, Ga. (Florida SouthWestern State) |
| Carson Wiggins | RHP | Fr. | Roland, Okla. (Roland HS) |



Arkansas right-hander **Gabe Gaeckle** entered 2025 as a consensus preseason All-American and as Baseball America's preseason SEC Pitcher of the Year after his stellar freshman campaign.



Baseball America

April 7

1. Arkansas
2. Texas
3. LSU
4. Tennessee
5. Clemson
6. Georgia
7. Ole Miss
8. North Carolina
9. Auburn
10. Oregon State
11. Louisville
12. Wake Forest
13. Florida State
14. Alabama
15. Vanderbilt
16. Oklahoma
17. UCLA
18. UC Irvine
19. Kansas
20. Georgia Tech
21. Troy
22. Arizona
23. Oregon
24. TCU
25. Western Kentucky

D1Baseball

April 7

1. Arkansas
2. Texas
3. LSU
4. Clemson
5. Tennessee
6. Ole Miss
7. Georgia
8. Oregon State
9. Florida State
10. UCLA
11. Auburn
12. Alabama
13. UC Irvine
14. Louisville
15. Oregon
16. North Carolina
17. Vanderbilt
18. Georgia Tech
19. Oklahoma
20. Troy
21. Coastal Carolina
22. Kansas
23. Southern Miss
24. Arizona
25. Virginia Tech

Perfect Game

April 7

1. Arkansas
2. Texas
3. Clemson
4. LSU
5. Tennessee
6. Georgia
7. Oregon State
8. Ole Miss
9. UCLA
10. Florida State
11. West Virginia
12. Auburn
13. Alabama
14. UC Irvine
15. Georgia Tech
16. Wake Forest
17. Oregon
18. Troy
19. Coastal Carolina
20. Arizona
21. Vanderbilt
22. Oklahoma
23. North Carolina
24. Kansas
25. Western Kentucky

USA Today Coaches

April 7

1. Arkansas
2. Texas
3. LSU
4. Tennessee
5. Clemson
6. Georgia
7. Ole Miss
8. Florida State
9. Oregon State
10. Alabama
11. UCLA
12. Auburn
13. North Carolina
14. Vanderbilt
15. UC Irvine
16. Louisville
17. Oregon
18. Georgia Tech
19. Oklahoma
20. Wake Forest
21. Troy
22. Kansas
23. West Virginia
24. Southern Miss
25. Coastal Carolina

NCBWA

April 7

1. Arkansas
2. Texas
3. LSU
4. Clemson
5. Tennessee
6. Oregon State
7. Georgia
8. Florida State
9. Ole Miss
10. Alabama
11. North Carolina
12. UCLA
13. UC Irvine
14. Vanderbilt
15. Oregon
16. Auburn
17. Louisville
18. Oklahoma
19. Troy
20. West Virginia
21. Georgia Tech
22. Kansas
23. Wake Forest
24. Arizona
25. Southern Miss

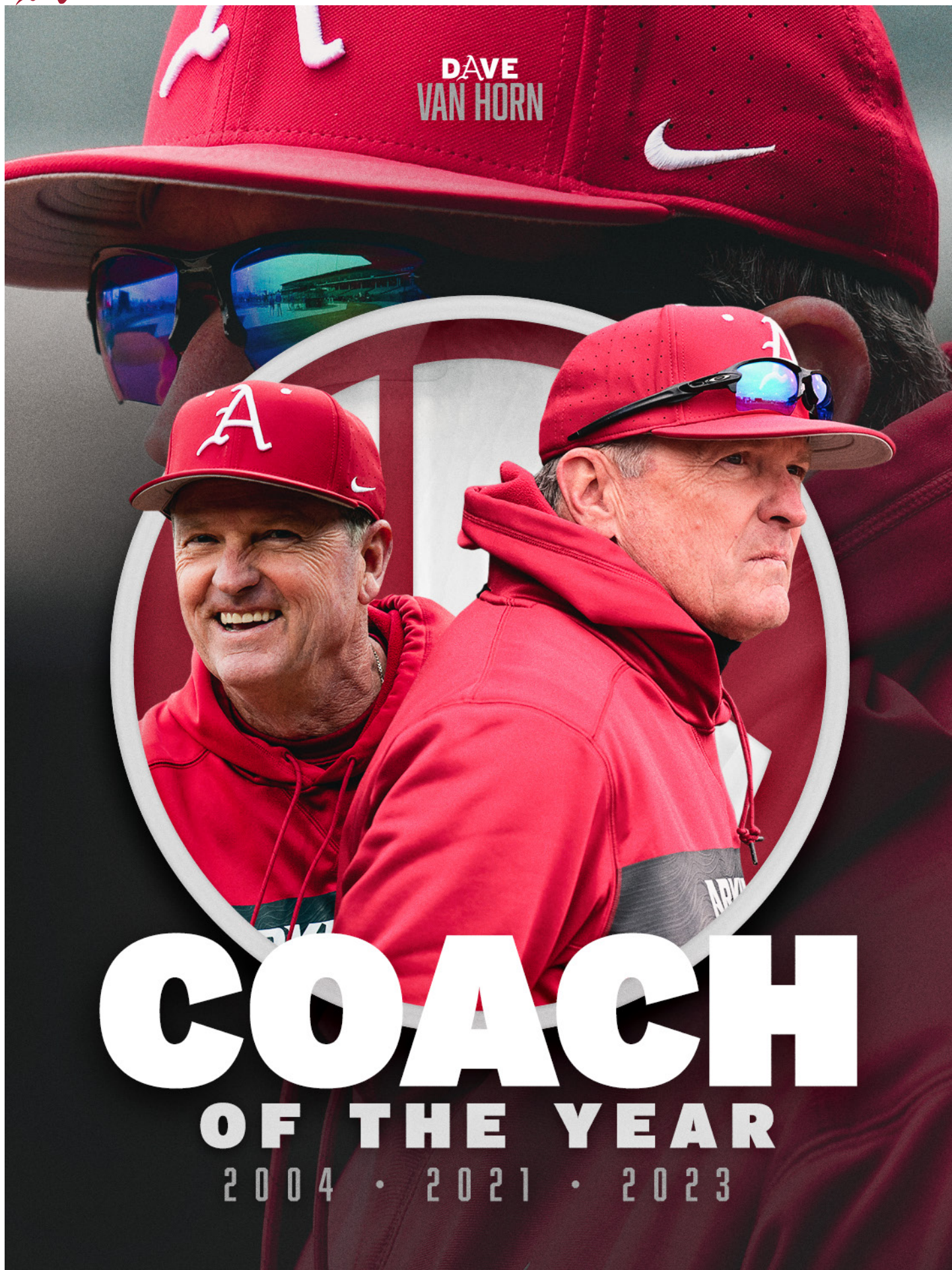
ARKANSAS IN THE POLLS

| | BA | D1Baseball | Perfect Game | USA Today | NCBWA |
|--------------------|----------|------------|--------------|-----------|----------|
| Preseason | 4 | 5 | 13 | 5 | 5 |
| Feb. 17..... | 4 | 5 | 12 | 5 | 4 |
| Feb. 24..... | 4 | 4 | 11 | 4 | 4 |
| March 3..... | 3 | 3 | 10 | 3 | 6 |
| March 10 | 3 | 3 | 8 | 3 | 5 |
| March 17..... | 3 | 3 | 7 | 3 | 3 |
| March 24..... | 2 | 2 | 4 | 2 | 1 |
| March 31..... | 2 | 2 | 3 | 2 | 2 |
| April 7..... | 1 | 1 | 1 | 1 | 1 |
| April 14 | | | | | |
| April 21..... | | | | | |
| April 28 | | | | | |
| May 5..... | | | | | |
| May 12..... | | | | | |
| May 19..... | | | | | |
| May 26..... | | | | | |
| June 3 | | | | | |
| Final | -- | -- | -- | -- | -- |

BA - Baseball America
 D1 - D1Baseball
 PG - Perfect Game
 USA Today - USA Today Coaches Poll
 NCBWA - National Collegiate Baseball Writers Association



||| HEAD COACH DAVE VAN HORN



DAVE
VAN HORN

COACH

OF THE YEAR

2004 • 2021 • 2023



PERSONAL

Born: Sept. 17, 1960
 Hometown: Kansas City, Mo.
 Alma Mater: Arkansas (1988)
 Masters of Science: East Texas State (1992)
 Wife: Karen
 Children: Hollan, Mariel
 Named Head Coach at Arkansas: June 21, 2002

PLAYING HISTORY

1982-84 Atlanta Braves Organization
 1982 Arkansas
 1980-81 McLennan Community College

MLB DRAFT HISTORY

1982 MLB Draft: 10th Round (Atlanta Braves)
 1981 MLB Draft: 10th Round (Chicago White Sox)

COACHING HONORS

2023 SEC Coach of the Year
 2021 SEC Coach of the Year
 2004 SEC Coach of the Year
 2001 Baseball America National Coach of the Year
 2001 BIG 12 Coach of the Year
 2001 ABCA Midwest Region Coach of the Year
 2000 ABCA Midwest Region Coach of the Year
 1997 Southland Coach of the Year
 1995 Southland Coach of the Year
 1994 NCAA Division II Coach of the Year
 1994 ABCA Central Region Coach of the Year

HALL OF FAME

2024 University of Arkansas Sports Hall of Honor
 2019 Arkansas Sports Hall of Fame
 2013 Winnetonka High School Hall of Fame
 2012 Ban Johnson League Hall of Fame
 2001 Central Missouri State Hall of Fame

Dave Van Horn, the three-time SEC Coach of the Year, has elevated Arkansas into one of the nation's premier college baseball programs ever since returning to his alma mater to take over for legendary head baseball coach Norm DeBriyn.

In his 23rd season as head coach in 2025, Van Horn, the second-winningest coach in Arkansas baseball history, has led the Razorbacks to seven College World Series appearances, including a runner-up finish (2018) and four top five finishes (2009, 2012, 2018, 2022), 20 NCAA Tournament berths, three SEC overall titles, eight SEC Western Division championships, one SEC Tournament title and 914 overall wins, including 364 SEC victories.

Van Horn, whose 1,499 career wins are second most among all active Division I head coaches, is one of only five head coaches in college baseball history with 300 or more SEC wins in their career. He is also just the fourth coach in college baseball history, and only the third active coach, to win 900 games at an SEC program, joining Mississippi State Ron Polk, Vanderbilt's Tim Corbin and Ole Miss' Mike Bianco.

Year in and year out, Van Horn, the 23rd coach in NCAA history to win 1,200 games at the Division I level, has produced nationally competitive teams and developed elite-level student-athletes on and off the field, including two Golden Spikes Award and Dick Howser Trophy winners in outfielder Andrew Benintendi (2015) and pitcher Kevin Kopps (2021), as well as countless All-Americans, all-SEC performers and professional baseball players.

Under Van Horn's guidance, the Razorbacks boast 35 All-America honorees, 52 All-SEC selections and 144 Major League Baseball draft picks – and counting.

| HOGS VS. 2025 OPPONENTS UNDER DVH | | | | |
|-----------------------------------|-------|-------|-------|---------|
| | W-L | Home | Away | Neutral |
| Arkansas State | 5-0 | 5-0 | 0-0 | 0-0 |
| Charlotte | 5-2 | 4-0 | 0-1 | 1-1 |
| Florida | 31-24 | 15-6 | 10-14 | 6-4 |
| Georgia | 24-20 | 14-7 | 9-11 | 1-2 |
| Grambling | 13-0 | 10-0 | 0-0 | 3-0 |
| Kansas State | 4-4 | 3-1 | 0-2 | 1-1 |
| Little Rock | 5-2 | 5-2 | 0-0 | 0-0 |
| LSU | 30-44 | 17-16 | 11-19 | 2-9 |
| Michigan | 2-0 | 0-0 | 0-0 | 2-0 |
| Missouri | 20-4 | 13-2 | 7-2 | 0-0 |
| Missouri State | 21-12 | 13-9 | 8-3 | 0-0 |
| Ole Miss | 39-44 | 17-19 | 15-18 | 7-7 |
| Oral Roberts | 19-6 | 13-3 | 5-3 | 1-0 |
| Portland | 3-0 | 3-0 | 0-0 | 0-0 |
| South Carolina | 35-24 | 17-10 | 14-10 | 4-4 |
| Texas | 8-5 | 2-0 | 2-3 | 4-2 |
| Texas A&M | 23-17 | 13-5 | 8-11 | 2-1 |
| TCU | 5-3 | 2-2 | 0-0 | 3-1 |
| Tennessee | 30-14 | 15-5 | 12-8 | 3-1 |
| UAPB | 6-0 | 5-0 | 0-0 | 6-0 |
| UCA | 5-0 | 4-0 | 0-0 | 1-0 |
| ULM | 8-1 | 7-1 | 0-0 | 1-0 |
| Vanderbilt | 25-26 | 13-10 | 11-12 | 1-4 |
| Washington State | 10-1 | 9-1 | 0-0 | 1-0 |


VAN HORN'S CAREER NUMBERS

| Year | School | Record | Pct. | Conf. | Place | Conf. Tourn. | NCAA |
|----------------------|----------------------|------------------|-------------|----------------|---------------|---------------------|---------------------|
| 1989 | Texarkana CC | 39-18 | .684 | N/A | N/A | N/A | -- |
| 1990 | Texarkana CC | 44-14 | .759 | N/A | N/A | N/A | -- |
| 1991 | Texarkana CC | 45-12 | .789 | N/A | N/A | N/A | -- |
| 1992 | Texarkana CC | 48-10 | .827 | N/A | 1st | N/A | -- |
| 1993 | Texarkana CC | 38-18 | .678 | N/A | N/A | N/A | -- |
| <i>Total</i> | | <i>214-72</i> | <i>.748</i> | -- | -- | -- | -- |
| <hr/> | | | | | | | |
| 1994 | Central Missouri St. | 51-11 | .823 | 15-1 | 1st (Div.) | 1st (4-1) | NCAA DII Champs |
| <i>Total</i> | | <i>51-11</i> | <i>.823</i> | <i>15-1</i> | -- | <i>1 (4-1)</i> | -- |
| <hr/> | | | | | | | |
| 1995 | Northwestern St. | 37-15 | .711 | 19-5 | 1st | DNP (0-2) | -- |
| 1996 | Northwestern St. | 34-27 | .557 | 14-16 | 2nd (Div.) | 2nd (3-2) | -- |
| 1997 | Northwestern St. | 35-23 | .603 | 19-9 | 1st | DNP (0-2) | -- |
| <i>Total</i> | | <i>106-65</i> | <i>.620</i> | <i>52-30</i> | -- | <i>3 (3-6)</i> | -- |
| <hr/> | | | | | | | |
| 1998 | Nebraska | 24-20 | .545 | 10-13 | 7th | DNQ | DNQ |
| 1999 | Nebraska | 42-18 | .700 | 16-9 | 5th | 1st (4-0) | NCAA (1-2) |
| 2000 | Nebraska | 51-17 | .750 | 21-9 | 2nd | 1st (5-1) | NCAA (4-2) |
| 2001 | Nebraska | 50-16 | .758 | 20-8 | 1st | 1st (4-0) | CWS (5-2) |
| 2002 | Nebraska | 47-21 | .691 | 16-11 | 2nd | 2nd (3-1) | CWS (5-3) |
| <i>Total</i> | | <i>214-92</i> | <i>.699</i> | <i>67-39</i> | -- | <i>4 (16-2)</i> | <i>4 (15-9)</i> |
| <hr/> | | | | | | | |
| 2003 | Arkansas | 35-22 | .612 | 14-16 | 6th West | T-7th (0-2) | NCAA (1-2) |
| 2004 | Arkansas | 45-24 | .652 | 19-11 | T-1st Overall | 4th (2-2) | CWS (6-3) |
| 2005 | Arkansas | 39-22 | .636 | 13-17 | T-5th West | T-7th (0-2) | NCAA (2-2) |
| 2006 | Arkansas | 39-21 | .650 | 18-12 | 2nd West | T-7th (0-2) | NCAA (1-2) |
| 2007 | Arkansas | 43-21 | .672 | 18-12 | 1st West | 2nd (3-1) | NCAA (2-2) |
| 2008 | Arkansas | 34-24 | .586 | 14-15 | 4th West | DNQ | NCAA (0-2) |
| 2009 | Arkansas | 41-24 | .631 | 14-15 | 4th West | 4th (2-2) | CWS (7-2) |
| 2010 | Arkansas | 43-21 | .672 | 18-12 | 2nd West | T-7th (0-2) | NCAA (3-3) |
| 2011 | Arkansas | 40-22 | .645 | 15-15 | 1st West | T-3rd (2-2) | NCAA (2-2) |
| 2012 | Arkansas | 46-22 | .676 | 16-14 | T-2nd West | T-9th (0-2) | CWS (7-3) |
| 2013 | Arkansas | 39-22 | .639 | 18-11 | 2nd West | T-3rd (2-1) | NCAA (2-2) |
| 2014 | Arkansas | 40-25 | .615 | 16-14 | 4th West | T-3rd (3-2) | NCAA (2-2) |
| 2015 | Arkansas | 40-25 | .615 | 17-12 | 3rd West | T-5th (2-2) | CWS (5-3) |
| 2016 | Arkansas | 26-29 | .473 | 7-23 | 7th West | DNQ | DNQ |
| 2017 | Arkansas | 45-19 | .703 | 18-11 | 2nd West | 2nd (3-2) | NCAA (3-2) |
| 2018 | Arkansas | 48-21 | .696 | 18-12 | T-1st West | T-3rd (2-1) | CWS Runner-Up (9-3) |
| 2019 | Arkansas | 46-20 | .697 | 20-10 | T-1st West | T-5th (1-2) | CWS (5-3) |
| 2020 | Arkansas | 11-5 | .688 | 0-0 | -- | -- | -- |
| 2021 | Arkansas | 50-13 | .794 | 22-8 | 1st Overall | 1st (4-0) | NCAA (4-3) |
| 2022 | Arkansas | 46-21 | .687 | 18-12 | 2nd West | T-7th (0-2) | CWS (8-3) |
| 2023 | Arkansas | 43-18 | .705 | 20-10 | T-1st Overall | T-3rd (2-1) | NCAA (2-2) |
| 2024 | Arkansas | 44-16 | .733 | 20-10 | 1st West | T-7th (0-2) | NCAA (1-2) |
| 2025 | Arkansas | 31-3 | .912 | 11-1 | -- | -- | -- |
| <i>Total</i> | | <i>914-460</i> | <i>.665</i> | <i>364-273</i> | -- | <i>19 (28-32)</i> | <i>20 (72-48)</i> |
| <i>Career Totals</i> | | <i>1,499-700</i> | <i>.682</i> | <i>498-343</i> | -- | <i>51-41 (.554)</i> | <i>87-57 (.604)</i> |

A ||| THE ARKANSAS RAZORBACKS



1
ROCCO PEPPi
R-Sr. • 5-10 • 195 • R/R
INF/OF • Huntington Beach, Calif.




3
NOLAN SOUZA
So. • 6-3 • 215 • L/R
INF • Honolulu, Hawai'i




4
JUSTIN THOMAS JR.
Jr. • 5-11 • 195 • R/R
OF • Savannah, Ga.



5
KENDALL DIGGS
Sr. • 6-0 • 210 • L/R
OF • Olathe, Kan.




6
GABE FRASER
Fr. • 6-2 • 190 • L/R
INF • Huntington Beach, Calif.



8
CAM KOZEAL
So. • 5-10 • 200 • L/R
INF • Omaha, Neb.



9
WEHIWA ALOY
Jr. • 6-2 • 200 • R/R
INF • Wailuku, Hawai'i



10
BRENT IREDALE
Jr. • 6-3 • 200 • R/R
INF • Sydney, Australia




12
ELLIOTT PETERSON
Jr. • 6-0 • 190 • R/R
C • Omaha, Neb.




13
STEELE EAVES
Fr. • 6-0 • 210 • R/R
RHP • Lonoke, Ark.



14
GAGE WOOD
Jr. • 6-0 • 205 • R/R
RHP • Batesville, Ark.



16
AIDEN JIMENEZ
R-So. • 6-3 • 215 • R/R
RHP • Elk Grove, Calif.



17
ZANE BECKER
Fr. • 5-11 • 200 • R/R
C • Flower Mound, Texas



18
REESE ROBINETT
R-So. • 6-3 • 220 • L/R
INF • Kennett, Mo.



19
CARSON WILLIS
Fr. • 5-11 • 195 • R/R
C • Rogers, Ark.




20
GABE GAECKLE
So. • 6-0 • 190 • R/R
RHP • Aptos, Calif.



21
BRENTON CLARK
Fr. • 5-11 • 190 • L/R
OF • Texarkana, Texas



22
LOGAN MAXWELL
Sr. • 5-10 • 195 • L/L
OF • Lima, Ohio



24
CHARLES DAVALAN
So. • 5-9 • 190 • L/R
OF • Montreal, Canada




25
KUHIU ALOY
So. • 6-1 • 205 • R/R
INF/OF • Wailuku, Hawai'i




26
TATE MCGUIRE
So. • 6-3 • 215 • R/R
RHP • Liberty, Mo.



27
RYDER HELFRICK
So. • 6-1 • 205 • R/R
C • Discovery Bay, Calif.



28
CARSON BOLES
Sr. • 5-11 • 190 • R/R
OF • Lebanon, Tenn.



29
COLE GIBLER
Fr. • 6-2 • 205 • L/L
LHP • Blue Springs, Mo.



31
DYLAN CARTER
R-Sr. • 6-2 • 220 • R/R
RHP • Bentonville, Ark.




32
HUNTER DIETZ
R-Fr. • 6-6 • 235 • R/L
LHP • Trinity, Fla.



33
ZACH ROOT
Jr. • 6-2 • 210 • L/L
LHP • Fort Myers, Fla.



35
LONDON BEIDELSCHIES
Jr. • 6-3 • 230 • L/L
LHP • Canfield, Ohio



36
PARKER COIL
Jr. • 6-3 • 185 • R/L
LHP • Edmond, Okla.



37
LUKE WILLIAMS
Fr. • 5-11 • 185 • L/L
LHP • Owasso, Okla.



38
COLIN FISHER
So. • 6-3 • 225 • L/L
LHP • Noble, Okla.



40
BEN BYBEE
Jr. • 6-6 • 230 • R/R
RHP • Overland Park, Kan.




41
WILL McENTIRE
R-Sr. • 6-4 • 235 • L/R
RHP • Bryant, Ark.



42
MICHAEL ANDERSON
Jr. • 6-3 • 230 • R/R
INF • Havertown, Pa.



44
CARSON WIGGINS
Fr. • 6-5 • 215 • R/R
RHP • Roland, Okla.




45
LANCE DAVIS
Fr. • 6-4 • 200 • R/R
RHP • Jonesboro, Ark.




46
CHRISTIAN FOUTCH
Jr. • 6-3 • 240 • R/R
RHP • Littleton, Colo.



48
COOPER DOSSETT
Jr. • 6-0 • 200 • R/R
RHP • Springdale, Ark.



49
JACKSON FARRELL
Fr. • 6-1 • 215 • R/R
LHP • Jenks, Okla.



50
TAG ANDREWS
Fr. • 6-0 • 190 • R/R
RHP • Maumelle, Ark.



52
TYLER HOLLAND
Fr. • 6-1 • 190 • R/R
INF/RHP • Mission Viejo, Calif.



57
ROSS FELDER
Fr. • 6-2 • 185 • R/R
RHP • Springdale, Ark.



2
DAVE VAN HORN
Head Coach
23rd Season



30
NATE THOMPSON
Assistant Coach
8th Season



47
MATT HOBBS
Assistant Coach
7th Season



7
BOBBY WERNES
Assistant Coach
5th Season



15
HUDSON POLK
Student Assistant Coach
1st Season



Director of Operations
18th Season



| No. | Player | Pos. | Yr. | Ht. | Wt. | B/T | Hometown / High School / Previous School |
|-----|---------------------|---------|-------|------|-----|-----|--|
| 1 | Rocco Peppi | INF/OF | R-Sr. | 5-10 | 195 | R/R | Huntington Beach, Calif. / Marina HS / Long Beach State / Fresno State |
| 3 | Nolan Souza | INF | So. | 6-3 | 215 | L/R | Honolulu, Hawai'i / Punahou School |
| 4 | Justin Thomas Jr. | OF | Jr. | 5-11 | 195 | R/R | Savannah, Ga. / Benedictine Military School / Georgia / Florida SouthWestern State |
| 5 | Kendall Diggs | OF | Sr. | 6-0 | 210 | L/R | Olathe, Kan. / Saint Thomas Aquinas HS |
| 6 | Gabe Fraser | INF | Fr. | 6-2 | 190 | L/R | Huntington Beach, Calif. / Orange Lutheran HS |
| 8 | Cam Kozeal | INF | So. | 5-10 | 200 | L/R | Omaha, Neb. / Millard South HS / Vanderbilt |
| 9 | Wehiwa Aloy | INF | Jr. | 6-2 | 200 | R/R | Wailuku, Hawai'i / H.P. Baldwin HS / Sacramento State |
| 10 | Brent Iredale | INF | Jr. | 6-3 | 200 | R/R | Sydney, New South Wales, Australia / The Hill Sports HS / New Mexico JC |
| 12 | Elliott Peterson | C | Jr. | 6-0 | 190 | R/R | Omaha, Neb. / Creighton Prep / Southeast CC |
| 13 | Steele Eaves | RHP | Fr. | 6-0 | 210 | R/R | Lonoke, Ark. / Lonoke HS |
| 14 | Gage Wood | RHP | Jr. | 6-0 | 205 | R/R | Batesville, Ark. / Batesville HS |
| 16 | Aiden Jimenez | RHP | R-So. | 6-3 | 215 | R/R | Elk Grove, Calif. / Elk Grove HS / Oregon State |
| 17 | Zane Becker | C | Fr. | 5-11 | 200 | R/R | Flower Mound, Texas / Flower Mound HS |
| 18 | Reese Robinett | INF | R-So. | 6-3 | 220 | L/R | Kennett, Mo. / Kennett HS |
| 19 | Carson Willis | C | Fr. | 5-11 | 195 | R/R | Rogers, Ark. / P27 Academy |
| 20 | Gabe Gaeckle | RHP | So. | 6-0 | 190 | R/R | Aptos, Calif. / Aptos HS |
| 21 | Brenton Clark | OF | Fr. | 5-11 | 190 | L/R | Texarkana, Texas / Pleasant Grove HS |
| 22 | Logan Maxwell | OF | Sr. | 5-10 | 195 | L/L | Lima, Ohio / Shawnee HS / TCU |
| 24 | Charles Davalan | OF | So. | 5-9 | 190 | L/R | Montreal, Quebec, Canada / TNXL Academy / FGCU |
| 25 | Kuhio Aloy | INF/OF | So. | 6-1 | 205 | R/R | Wailuku, Hawai'i / H.P. Baldwin HS / BYU |
| 26 | Tate McGuire | RHP | So. | 6-3 | 215 | R/R | Liberty, Mo. / Liberty North HS |
| 27 | Ryder Helfrick | C | So. | 6-1 | 205 | R/R | Discovery Bay, Calif. / Clayton Valley Charter HS |
| 28 | Carson Boles | OF | Sr. | 5-11 | 190 | R/R | Lebanon, Tenn. / Lebanon HS / Lincoln Memorial |
| 29 | Cole Gibler | LHP | Fr. | 6-2 | 205 | L/L | Blue Springs, Mo. / Blue Springs HS |
| 31 | Dylan Carter | RHP | R-Sr. | 6-2 | 220 | R/R | Bentonville, Ark. / Bentonville West HS / Crowder |
| 32 | Hunter Dietz | LHP | R-Fr. | 6-6 | 235 | R/L | Trinity, Fla. / Calvary Christian HS |
| 33 | Zach Root | LHP | Jr. | 6-2 | 210 | L/L | Fort Myers, Fla. / Fort Myers HS / East Carolina |
| 35 | Landon Beidelschies | LHP | Jr. | 6-3 | 230 | L/L | Canfield, Ohio / Canfield HS / Ohio State |
| 36 | Parker Coil | LHP | Jr. | 6-3 | 185 | R/L | Edmond, Okla. / Edmond Memorial HS |
| 37 | Luke Williams | LHP | Fr. | 5-11 | 185 | L/L | Owasso, Okla. / Owasso HS |
| 38 | Colin Fisher | LHP | So. | 6-3 | 225 | L/L | Noble, Okla. / Noble HS |
| 40 | Ben Bybee | RHP | Jr. | 6-6 | 230 | R/R | Overland Park, Kan. / Blue Valley Southwest HS |
| 41 | Will McEntire | RHP | R-Sr. | 6-4 | 235 | L/R | Bryant, Ark. / Bryant HS |
| 42 | Michael Anderson | INF | Jr. | 6-3 | 230 | R/R | Havertown, Pa. / Monsignor Bonner HS / Rhode Island |
| 44 | Carson Wiggins | RHP | Fr. | 6-5 | 215 | R/R | Roland, Okla. / Roland HS |
| 45 | Lance Davis | RHP | Fr. | 6-4 | 200 | R/R | Jonesboro, Ark. / Valley View HS |
| 46 | Christian Foutch | RHP | Jr. | 6-3 | 240 | R/R | Littleton, Colo. / Chatfield Senior HS |
| 48 | Cooper Dossett | RHP | Jr. | 6-0 | 200 | R/R | Springdale, Ark. / Har-Ber HS |
| 49 | Jackson Farrell | LHP | Fr. | 6-1 | 215 | L/L | Jenks, Okla. / Owasso HS |
| 50 | Tag Andrews | RHP | Fr. | 6-0 | 190 | R/R | Maumelle, Ark. / Maumelle HS |
| 52 | Tyler Holland | INF/RHP | Fr. | 6-1 | 190 | R/R | Mission Viejo, Calif. / Mission Viejo HS |
| 57 | Ross Felder | RHP | Fr. | 6-2 | 185 | R/R | Springdale, Ark. / Har-Ber HS |

Coaches & Support Staff

| | |
|--------------------------------------|---|
| Head Coach: | 2 Dave Van Horn, 23rd Season (Arkansas, 1988) |
| Assistant Coach: | 30 Nate Thompson, 8th Season (Dallas Baptist, 2006) |
| Assistant Coach: | 47 Matt Hobbs, 7th Season (Missouri, 2002) |
| Assistant Coach: | 7 Bobby Wernes, 5th Season (Arkansas, 2016) |
| Student Assistant Coach: | 15 Hudson Polk, 1st Season (Arkansas, 2024) |
| Director of Operations: | Clay Goodwin, 18th Season (Arkansas, 2005) |
| Director of Strength & Conditioning: | Hunter Bell, 3rd Season (Arkansas-Monticello, 2018) |
| Director of Pitching Development: | Zach Barr, 8th Season (Arkansas, 2017) |
| Director of Baseball Analytics: | DJ Baxendale, 6th Season (Arkansas, 2012) |
| Athletic Trainer: | Corey Wood, 14th Season (East Carolina, 2008) |
| Equipment Manager: | Mark Taylor, 34th Season (Ouachita Baptist, 1988) |
| Strength & Conditioning Assistant: | MJ Munoz, 2nd Season (Aurora, 2022) |
| Strength & Conditioning Intern: | Alden Arrington |
| Graduate Manager: | John McElroy (Arkansas, 2023), Matthew Schluterman (Arkansas, 2024) |
| Student Managers: | Anthony Sanchez, Crew Tidwell, Trip Wright |
| Bullpen Catchers: | Ryan Cleinmark, Hayden Schnitker |
| Communications Director: | Oliver Grigg, 5th Season (Tulane, 2017) |
| Academics Director: | Jonathan Burgess, 4th Season (Central Arkansas, 2015) |
| Sports Nutritionist: | Ben Tarnowski, 2nd Season (North Dakota, 2021) |
| Sport Administrator: | Kevin Trainor, 15th Season (Arkansas, 1994) |
| Administrative Assistant: | Kelly Moore, 22nd Season (Arkansas, 2004) |

Pronunciation Guide

| | |
|----------------------------------|--------------------|
| Kuhio Aloy | koo-hee-oh ah-loy |
| Wehiwa Aloy | veh-hee-vuh ah-loy |
| Landon Beidelschies | bi-dull-shees |
| Charles Davalan | dah-vuh-lawn |
| Hunter Dietz | deets |
| Cooper Dossett | dah-sit |
| Gabe Gaeckle | gack-uhl |
| Brent Iredale | eye-err-dale |
| Cam Kozeal | koe-zhull |
| Nolan Souza | sue-zuh |
| Bobby Wernes | wer-niss |



THE ARKANSAS RAZORBACKS

THE STARTERS

#27 RYDER HELFRICK C SO. **.318/.444/.588**

Has played in 31 games with 27 starts at catcher ... Slashing .318/.444/.588 with five home runs and 18 RBI ... Team leader in triples (2) ... Recorded his first career multi-home run game against South Carolina (March 23) ... As a freshman in 2024, played in 31 games with 26 starts (15 at catcher, 11 as designated hitter) ... Slashed .179/.320/.321 with three home runs and eight RBI on the year ... Scored 18 runs ... Totaled 15 hits, including three doubles ... Drew 14 walks and was hit by four pitches ... Season-long seven-game hitting streak and 12-game reached base streak ... Defensively, posted a .994 fielding percentage with one error in 167 total chances ... Threw out 5-of-11 base stealers (45.5%) ... In SEC play, slashed .250/.318/.450 with two homers and four RBI in 14 games with 12 starts.

#8 CAM KOZEAL 1B SO. **.411/.462/.701**

Has played in 28 games with 25 starts (22 at first base, three at second base) ... Slashing a team-leading .411/.462/.701 with 10 doubles, seven homers and 37 RBI ... In the series at #14 Vanderbilt (March 28-30), hit three homers and had eight RBI to single-handedly outscore his former school during the weekend ... Recorded his first career multi-homer game and had five RBI in the series opener at #14 Vanderbilt (March 28) ... Named SEC Player of the Week after powering Arkansas to a weekend series sweep against Missouri by leading the conference in hits (9), doubles (3), RBI (13), total bases (18), on-base percentage (.706) and slugging percentage (1.385) ... Vanderbilt transfer ... Played in 43 games with 35 starts as a true freshman in 2024 ... Slashed .284/.349/.439 with five homers and 28 RBI ... 42 hits, including eight doubles ... In SEC play, slashed .261/.307/.449 with three homers and 11 RBI in 19 games ... Prior to Vanderbilt, attended Millard South High School in Omaha, Neb. ... 2023 Nebraska Gatorade Player of the Year.

#3 NOLAN SOUZA 2B SO. **.245/.372/.415**

Has played in 30 games with 27 starts (all at second base) ... Slashing .245/.372/.415 with four home runs and 22 RBI this season ... Team leader in stolen bases (9-for-9) ... As a true freshman in 2024, earned Freshman All-SEC honors ... Played in 40 games with 31 starts (17 as designated hitter, eight at second base, six at third base) as a true freshman ... Slashed .255/.366/.509 with seven homers and 28 RBI ... Scored 21 runs on the year ... Totaled 28 hits, including seven doubles ... Drew 18 walks ... 2-for-2 on stolen base attempts ... Recorded seven multi-hit games, including three three-hit games, and nine multi-RBI games ... Had a season-long six-game hitting streak and 11-game reached base streak ... Defensively, posted a perfect 1.000 fielding percentage in 25 total chances.

#10 BRENT IREDALE 3B JR. **.327/.500/.683**

Has played in 34 games with 33 starts at third base ... Slashing .327/.500/.683 with 10 home runs and a team-leading 45 RBI ... Team leader in walks (28) ... One of four Hogs in the DVH era to drive in nine RBI on Opening Weekend ... Tallied eight RBI against Portland (March 7), becoming the first Hog since 1999 with eight RBI in a game ... Recorded 11 total RBI in the series sweep of Portland (March 7-9), most by a Razorback in a three-game series in the DVH era ... Two multi-homer games: Washington State (Feb. 15) & Portland (March 7) ... Spent two seasons at New Mexico JC (2023-24) ... As a sophomore in 2024, was an NJCAA All-American ... First back-to-back WJCAC MVP in the conference's history after slashing a team-leading .441/.576/1.000 with a team-high 25 home runs and 78 RBI in 58 games ... Tallied a team-leading 83 hits, including 22 doubles and four triples ... Native of Sydney, Australia ... First native-born Australian student-athlete in Arkansas baseball history.

#9 WEHIWA ALOY SS JR. **.359/.448/.669**

Two-time SEC Player of the Week this season ... Has started all 34 games at shortstop ... Slashing .359/.448/.669 with 10 home runs and 37 RBI ... Team leader in extra-base hits (23) and second in total bases (95) ... Homered in the same inning as his younger brother, Kuhio, vs. Kansas State (Feb. 22) in the Amegy Bank College Baseball Series at Globe Life Field in Arlington, Texas, before connecting on back-to-back homers at #13 Ole Miss (March 15) ... Named SEC Player of the Week (Feb. 24) for first time in his career after powering the Razorback offense through its trip to Globe Life Field ... Hit two home runs, first multi-homer game of his career, against Portland (March 7) ... Named SEC Player of the Week (March 10) after powering Arkansas to double midweek sweep against ULM (March 4-5) and weekend series sweep against Portland (March 7-9) ... Hit a walk-off three-run homer in Arkansas' run-rule win against South Carolina (March 21) ... All-SEC honoree as a sophomore in 2024 ... Started all 60 games at shortstop, the only Hog to start every game ... Slashed .270/.355/.485 with a team-leading 14 homers and a team-high 56 RBI ... 64 hits, including nine doubles ... 15 multi-hit games and tied for the team lead in multi-RBI games with 11 ... Season-long hitting streak of 14 games ... Team-leading 31-game reached base streak ... Team leader in stolen bases (7-for-7) ... In SEC play, slashed .258/.341/.492 with a team-leading eight homers and 21 RBI in 30 games.

#4 JUSTIN THOMAS JR. LF JR. **.286/.448/.494**

Has played in 32 games with 26 starts (22 in center field, four in left field) ... Slashing .286/.448/.494 with four home runs, 19 RBI and 21 walks ... Six multi-walk games on the season, including one three-walk game against Washington State (Feb. 17) ... Third on the team in stolen bases (4-for-7) ... Spent one season at Florida SouthWestern State (2024) ... As a sophomore in 2024, slashed .393/.514/.699 with 14 homers and 49 RBI in 58 games ... Team-leading 86 runs ... Had 86 hits, including 21 doubles and two triples ... Drew 44 walks ... 35-of-42 (83.3%) on stolen base attempts ... Began career at Georgia (2023), where he played in 25 games with eight starts as a true freshman.

#24 CHARLES DAVALAN CF SO. **.410/.497/.712**

Has played in 34 games with 33 starts (21 in left field, 12 in center field) ... Slashing .410/.497/.712 with a team-high 12 homers and 41 RBI ... Team leader in hits (57), runs scored (52) and total bases (99) ... 19 walks to 9 strikeouts ... Hit his first homer of the season in the series opener against Charlotte (Feb. 28) ... Hit his first homer of SEC play at #13 Ole Miss (March 14) ... Go-ahead two-run homer in game two of the SEC Opening Weekend series at #13 Ole Miss (March 15) ... First career multi-homer game in the series finale at #14 Vanderbilt (March 30) ... FGCU transfer ... As a true freshman at FGCU in 2024, slashed .288/.413/.514 with 10 homers and 37 RBI in 56 games ... Scored a team-leading 66 runs ... Totaled 64 hits, including 16 doubles and two triples ... Drew 28 walks and was hit by 20 pitches ... 13-for-18 on stolen base attempts ... Team-leading five sacrifice hits ... Native of Montreal, Quebec, Canada.

#22 LOGAN MAXWELL RF SR. **.386/.509/.716**

Has played in 25 games with 25 starts (15 in right field, six in left field, four as designated hitter) ... Slashing .386/.509/.716 with a career-high nine home runs and 19 RBI ... Connected on his first homer of the season in the series opener against Charlotte (Feb. 28) ... Hit his second homer in as many days in the series-clinching win against Charlotte (March 1) ... Walk-off RBI single in the series finale against Charlotte (March 2) ... Homered in back-to-back games at #13 Ole Miss (March 14-15) ... TCU transfer ... As a junior in 2024, earned All-Big 12 honors ... Started all 46 games played in (23 in left field, 23 as designated hitter) ... Slashed .335/.447/.482 with three homers and 35 RBI ... 57 hits, including a team-leading 12 doubles and two triples ... Drew 30 walks ... 10-for-12 on stolen base attempts ... 14 multi-hit games and five multi-RBI performances ... Defensively, posted a perfect 1.000 fielding percentage in 33 total chances ... In Big 12 play, slashed .327/.443/.515 with six doubles, two triples, three home runs and 17 RBI.

#25 KUHIO ALOY DH SO. **.371/.466/.677**

Younger brother of INF Wehiwa Aloy ... Has played in 31 games with 30 starts (all as designated hitter) ... Slashing .377/.466/.677 with 11 doubles, nine home runs and a team-leading 45 RBI ... In his Razorback debut against Washington State (Feb. 14), went 2-for-3 with a double, home run and three RBI ... Homered in the same inning as his brother, Wehiwa, vs. Kansas State (Feb. 21) in the Amegy Bank College Baseball Series at Globe Life Field in Arlington, Texas, before connecting on back-to-back homers at #13 Ole Miss (March 15) ... Hit a pinch-hit two-run double vs. #22 TCU (Feb. 22) in the Amegy Bank College Baseball Series at Globe Life Field in Arlington, Texas ... Career-high four hits against Grambling (Feb. 25) ... Career-high six RBI against ULM (March 4) ... Totaled 10 RBI in double midweek series against ULM (March 4-5) ... BYU transfer ... As a true freshman in 2024, earned Big 12 All-Freshman honors after slashing .269/.329/.447 with eight homers and 38 RBI in 52 games.

THE BENCH

#5 KENDALL DIGGS OF SR.

Has played in 21 games with 14 starts (all in right field) ... Slashing .167/.273/.375 with two home runs and seven RBI ... As a junior in 2024, one of the Hogs' three team captains ... Played in 55 games with 54 starts (53 in right field, one as designated hitter) ... Slashed .229/.346/.395 with seven homers and 34 RBI through an injury-plagued year ... Scored 35 runs ... Totaled 47 hits, including 11 doubles and one triple ... Finished fourth on the Hogs in RBI (34) and fifth in runs scored (35) ... Drew 34 walks, good for third most on the team ... As a sophomore in 2023, earned All-SEC honors at designated hitter/utility after slashing .299/.436/.547 with 12 home runs and a team-high 63 RBI in 58 games ... Finished as the team leader in RBI (63) ... Scored 51 runs, tied for second most on the Hogs ... Racked up the team's second-most hits (60), including 12 doubles and 1 triple.

#6 GABE FRASER INF FR.

Has played in 16 games with five starts (four at second base, one at third base) ... Made his first career start at second base vs. #22 TCU (Feb. 22) in the Amegy Bank College Baseball Series at Globe Life Field in Arlington, Texas ... Recorded his first career hit on a bunt single against Charlotte (March 2) ... Hit a grand slam for his first collegiate home run against Missouri State (March 25) ... Attended Orange Lutheran High School in Orange, Calif. ... Ranked by Perfect Game as the No. 144 overall prospect and the No. 37 shortstop in the class of 2024 ... No. 19 overall prospect and No. 3 shortstop in California by Perfect Game ... Father, Joe, played for legendary head coach Augie Garrido at Cal State Fullerton and was a member of the national championship-winning 1995 Titans squad, the first No. 1 seed to win the College World Series, before being selected by the Minnesota Twins in the 27th round of the 1995 MLB Draft.

#1 ROCCO PEPPI INF/OR R-SR.

Has played in 13 games with 11 starts (10 at first base, one in right field) ... Fresno State transfer ... As a redshirt junior at Fresno State in 2024, played in 56 games with 53 starts ... Slashed .327/.392/.602 with a team-leading 14 homers and 56 RBI ... Totaled 69 hits, including 16 doubles ... Hit by a team-leading 20 pitches ... 6-of-9 on stolen base attempts ... Defensively, posted a perfect 1.000 fielding percentage in 61 total chances with four outfield assists ... In league play, slashed .304/.388/.626 with a team-leading 10 homers and 29 RBI in 29 games.

#17 ZANE BECKER C FR.

Has played in 16 games with seven starts at catcher ... 7-for-25 with three doubles, four RBI and a stolen base ... Made his first collegiate start against Washington State (Feb. 15), collecting a pair of doubles and driving in a run ... Attended Flower Mound High School in Flower Mound, Texas ... Ranked by Perfect Game as the No. 386 overall prospect and the No. 41 catcher in the class of 2024 ... No. 34 overall prospect and No. 4 catcher in Texas by Perfect Game.

#18 REESE ROBINETT INF R-SO.

Has played in 10 games ... Drew a walk against Washington State (Feb. 17) ... Redshirted in 2024 ... As a true freshman in 2023, played in 14 games with five starts (three at first base, two at third base) ... Slashed .240/.269/.480 (6-for-25) with two homers and seven RBI ... Made his SEC debut as a pinch hitter at #1 LSU (March 24, 2023) and hit a three-run homer.

#28 CARSON BOLES OF SR.

Has played in 15 games with seven starts (four in right field, three in left field) ... 11-for-26 with four doubles, one home run, 11 RBI and 11 walks ... Made his SEC debut as a pinch hitter at #13 Ole Miss (March 16) and collected a single ... Hit his first home run as a Razorback in the second game of the doubleheader against Missouri (April 6) ... Spent three seasons at Lincoln Memorial (2022-24) ... Named a unanimous first-team Division II All-American as a junior in 2024 after slashing .475/.572/.863 with 15 homers and 68 RBI ... Tallied a team-leading 87 hits, including 24 doubles and one triple ... Third in Division II in batting average (.475) and doubles (24).

#42 MICHAEL ANDERSON INF JR.

Has played in three games with two starts at first base ... Rhode Island transfer ... As a sophomore in 2024, was a team captain and played in 47 games with 45 starts ... Slashed .252/.411/.574 with 13 homers, second most on the team, and a team-high 41 RBI ... In 2023, earned Freshman All-America honors after starting all 52 games and slashing .316/.396/.555 with 10 homers and 43 RBI.



ON THE MOUND



FRIDAY

#33 LHP ZACH ROOT

JR.

5-1, 3.48 ERA, 44.0 IP, 14 BB, 60 SO

Last Start: April 5, vs. Missouri, 5.0 IP, 3 H, 3 R, 3 ER, 2 BB, 7 SO

Eight starts on the mound this season ... Has recorded a team-leading three quality starts ... Team leader in wins (5), innings pitched (44.0) and strikeouts (60) ... Limiting opposing hitters to a .209 batting average this season ... Made his Razorback debut on the mound in the second game of the Opening Day doubleheader against Washington State (Feb. 14), striking out eight over five innings of one-run ball to earn the win ... Matched his career high in strikeouts with a masterful outing vs. #22 TCU (Feb. 22) in the Amegy Bank College Baseball Series at Globe Life Field in Arlington, Texas, punching out a career high-tying 10 while allowing only two hits over five innings of one-run ball in his second start of the season ... Worked a season-long 5.1 innings in a start against Charlotte (March 1), allowing three runs while racking up eight strikeouts ... Carded his first quality start of the year against Portland (March 8), spinning six shutout innings with a career high-tying 10 strikeouts ... Made his first start in SEC play at #13 Ole Miss (March 14) ... In his second SEC start, twirled a seven-inning complete game against South Carolina (March 21), recording seven strikeouts while allowing two runs on six hits and a walk ... Became the first Razorback pitcher to throw a seven-inning complete game since Kacey Murphy did so against Florida on May 27, 2017, in the SEC Tournament ... Tossed a career-long 7.2 shutout innings on the road against #14 Vanderbilt (March 28) in his third SEC start, striking out seven in the Razorbacks' combined three-hit shutout to earn his fourth win and third quality start of the season ... Earned his first SEC Pitcher of the Week honor as a result of his strong performance on the mound at Vanderbilt ... Picked up his fifth win of the year in an SEC start against Missouri (April 5), tossing five innings of three-run ball with seven strikeouts ... ECU transfer ... Made 13 appearances with 12 starts on the mound during his sophomore campaign in 2024 ... Posted a 6-2 record with a 3.56 ERA and 76 strikeouts in 68.1 innings ... Issued only 21 walks all year ... Limited opposing hitters to a .228 batting average ... Logged four quality starts on the year ... Earned a spot on the midseason watch list for the Golden Spikes Award ... One of his best starts came against #15 North Carolina (Feb. 24, 2024), throwing a season-best seven scoreless innings and striking out with seven ... Named the AAC Pitcher of the Week on Feb. 26 as a result of his performance against the Tar Heels ... Turned in another quality start against Cal State Fullerton (March 2, 2024), surrendering just one run over seven innings while striking out a career-high 10 batters against one walk ... As a true freshman in 2023, landed on the AAC All-Freshman Team after appearing in 20 games with 13 starts on the mound ... Went 3-3 record with a 5.33 ERA and 54 strikeouts in 53.2 innings ... Issued only 27 walks all year ... Limited opposing hitters to a .254 batting average.

PITCHER BREAKDOWN

| | W-L-S | ERA | IP | H | R | ER | BB | SO |
|-----------|---------|------|-------|-----|----|----|----|-----|
| Starters | 16-1-0 | 4.04 | 147.0 | 122 | 70 | 66 | 51 | 183 |
| Relievers | 15-2-10 | 2.96 | 137.0 | 114 | 50 | 45 | 41 | 155 |

THE HOG PEN

---- Season Totals ----

| Pitcher | Last App. | IP | H | R | ER | BB | SO | HR | RI/S | RI/S | SV | Ret./IBF (BB) |
|---------------------|-------------|-----|---|---|----|----|----|----|--------------|-----------|----|------------------|
| Landon Beidelschies | TCU (2/22) | 2.2 | 1 | 0 | 0 | 1 | 0 | 0 | 0/0 | 0/0 | 0 | 1/1 (0) |
| Ben Bybee | ASU (4/8) | 1.0 | 0 | 0 | 0 | 0 | 1 | 0 | 0/0 | 0/0 | 0 | 3/6 (0) |
| Dylan Carter | ASU (4/8) | 1.1 | 0 | 0 | 0 | 0 | 1 | 0 | 1/0 | 5/1 | 0 | 7/13 (0) |
| Parker Coil | SCH (3/23) | 2.0 | 2 | 0 | 0 | 1 | 1 | 0 | 2/2 | 7/3 | 0 | 6/10 (0) |
| Steele Eaves | MIZ (4/6) | 1.0 | 1 | 0 | 0 | 0 | 2 | 0 | 0/0 | 0/0 | 0 | 1/4 (0) |
| Colin Fisher | ASU (4/8) | 1.2 | 1 | 1 | 1 | 1 | 0 | 0 | 0/0 | 0/0 | 0 | 5/7 (0) |
| Christian Foutch | MIZ (4/6) | 1.0 | 0 | 0 | 0 | 0 | 2 | 0 | 0/0 | 1/0 | 3 | 5/9 (1) |
| Cole Gible | ASU (4/8) | 1.0 | 1 | 0 | 0 | 1 | 2 | 0 | 0/0 | 0/0 | 1 | 7/9 (0) |
| Aiden Jimenez | MIZ (4/6) | 2.0 | 0 | 0 | 0 | 0 | 2 | 0 | 0/0 | 8/1 | 1 | 8/10 (0) |
| Will McEntire | MIZ (4/5) | 1.0 | 0 | 0 | 0 | 0 | 2 | 0 | 0/0 | 4/3 | 1 | 7/10 (0) |
| Tate McGuire | MOST (3/25) | 1.2 | 1 | 1 | 1 | 1 | 1 | 1 | 3/1 | 9/3 | 1 | 6/8 (0) |
| Carson Wiggins | ASU (4/8) | 1.0 | 0 | 0 | 0 | 0 | 1 | 0 | 0/0 | 1/0 | 3 | 9/10 (0) |
| TEAM TOTALS | | | | | | | | | 35/11 | 10 | | 65/97 (1) |

Bullpen Notes: Four of Arkansas' 10 saves this season are of the multi-inning variety ... Six different Razorback relief pitchers have recorded at least one save ... **RHP Carson Wiggins** (3) is tied for the team lead in saves, recording Arkansas' first save of the year and the first save of his career against Washington State (Feb. 15) ... Wiggins has also recorded saves against Charlotte (March 1) and Portland (March 9) ... With two more saves, Wiggins will become the sixth Arkansas freshman pitcher since 2003 to record five or more saves in a season, joining with RHP Gage Wood (5, 2023), RHP Brady Tygart (8, 2022), RHP Nolan Sanburn (8, 2011) and RHP DJ Baxendale (7, 2010) ... **RHP Christian Foutch** (3) is tied for the team lead in saves ... He secured Arkansas' first multi-inning save of the season vs. #22 TCU (Feb. 22) in the Amegy Bank College Baseball Series at Globe Life Field in Arlington, Texas ... Foutch has also recorded saves against Charlotte (Feb. 28) and Oral Roberts (March 18) ... **RHP Tate McGuire** (1) recorded a one-out save vs. Michigan (Feb. 23) in the Amegy Bank College Baseball Series at Globe Life Field in Arlington, Texas, notching his first career save in the process ... **RHP Aiden Jimenez** (1) struck out a career high-tying six and locked down a three-inning save, Arkansas' second multi-inning save of the season, at #13 Ole Miss (March 15) to log his first save of the season ... **RHP Will McEntire** (1) earned his first save of the season and eighth of his career against South Carolina (March 22), firing three shutout innings with a strikeout to record the Razorbacks' third multi-inning save of the year ... **LHP Cole Gible** (1) recorded his first career save against Grambling (April 1) at CHI St. Vincent Field at Dickey-Stephens Park in North Little Rock, Ark., striking out five over two scoreless innings to log Arkansas' fourth multi-inning save this season.



Parker Coil is 2-0 with a team-leading 0.60 ERA and 15 strikeouts over 15.0 innings in relief this season. The left-hander has allowed only one earned run in 10 appearances.



Aiden Jimenez is 3-0 with a 1.42 ERA and 22 strikeouts over a team-leading 19.0 innings in relief this season. The Oregon State transfer has also recorded one save on the year.



Carson Wiggins is tied for the team lead in saves (3) this season. The hard-throwing true freshman has struck out 12 in 9.0 innings and is limiting opposing hitters to a .129 average.



RECORD RUNDOWN

| | |
|---------------------------------------|-------|
| Overall | 31-3 |
| vs. top-5 teams | 0-0 |
| vs. top-10 teams | 0-0 |
| vs. top-25 teams | 6-1 |
| vs. unranked teams | 25-2 |
| At home | 23-1 |
| On the road | 5-1 |
| At neutral sites | 3-1 |
| In day games | 23-1 |
| In night games | 8-2 |
| In extra innings | 2-1 |
| In white uniforms | 10-2 |
| In cardinal uniforms | 5-1 |
| In cream uniforms | 5-0 |
| In grey uniforms | 6-0 |
| In pinstripe uniforms | 5-0 |
| vs. teams over .500 | 14-1 |
| vs. teams .500 or worse | 16-2 |
| vs. right-handed starter | 20-1 |
| vs. left-handed starter | 11-2 |
| vs. both-handed starter | 0-0 |
| When starter receives decision | 17-1 |
| When reliever receives decision | 14-2 |
| When starter goes 5+ innings | 17-1 |
| When starter goes less than 5 innings | 14-2 |
| When scoring first | 20-0 |
| When scoring in 1st inning | 13-0 |
| When opponent scores first | 11-3 |
| When leading after 6 innings | 27-1 |
| When trailing after 6 innings | 2-1 |
| When tied after 6 innings | 2-1 |
| When leading after 7 innings | 14-1 |
| When trailing after 7 innings | 1-2 |
| When tied after 7 innings | 4-0 |
| When leading after 8 innings | 16-1 |
| When trailing after 8 innings | 1-2 |
| When tied after 8 innings | 2-0 |
| In one-run games | 4-2 |
| In two-run games | 3-0 |
| In five-run or more games | 17-0 |
| In run-rule games | 10-0 |
| Weekend series W-L-T | 7-0-0 |
| Weekend series sweeps/times swept | 6/0 |
| When scoring 10+ runs | 17-1 |
| Shutouts/times shut out | 3/0 |
| When opponent scores 5 runs or less | 28-1 |
| When opponent scores 6 runs or more | 3-2 |
| When collecting 0-3 hits | 1-0 |
| When collecting 4-6 hits | 2-0 |
| When collecting 7-9 hits | 8-1 |
| When collecting 10-12 hits | 7-1 |
| When collecting 13+ hits | 13-1 |
| When out-hitting opponent | 24-1 |
| When out-hit by opponent | 5-2 |
| When hits are equal | 2-0 |
| When hitting a home run | 26-3 |
| When opponent hits a home run | 11-2 |
| When errorless | 21-1 |
| When committing one error | 5-1 |
| When committing 2 errors | 5-1 |
| When committing 3+ errors | 0-0 |
| When opponent is errorless | 8-2 |
| vs. SEC opponents | 11-1 |
| vs. non-conference opponents | 20-2 |
| In midweek games | 8-1 |
| In rubber games | 1-0 |
| Game 1 of weekend series | 6-1 |
| Game 2 of weekend series | 7-0 |
| Game 3 of weekend series | 7-0 |
| Game 4 of weekend series | 1-0 |
| In February | 8-1 |
| In March | 18-2 |
| In April | 5-0 |
| In May | 0-0 |
| In June | 0-0 |

MULTI-HIT GAMES

| Name | 2 | 3 | 4 | 5+ | Total |
|-------------------|-----------|-----------|----------|----------|------------|
| Charles Davalan | 11 | 5 | 2 | - | 18 |
| Wehiwa Aloy | 11 | 4 | 2 | - | 17 |
| Kuhio Aloy | 10 | 3 | 1 | - | 14 |
| Cam Kozeal | 10 | 3 | 1 | - | 14 |
| Logan Maxwell | 8 | 3 | - | - | 11 |
| Brent Iredale | 7 | 2 | - | - | 9 |
| Ryder Helfrick | 4 | 2 | - | - | 6 |
| Nolan Souza | 4 | 1 | - | - | 5 |
| Justin Thomas Jr. | 4 | - | - | - | 4 |
| Rocco Peppi | 3 | - | - | - | 3 |
| Carson Boles | 2 | - | - | - | 2 |
| Zane Becker | 1 | - | - | - | 1 |
| Gabe Fraser | 1 | - | - | - | 1 |
| TEAM | 76 | 23 | 6 | 0 | 105 |

CAREER MULTI-HIT GAMES

| Name | '22 | '23 | '24 | '25 | Total |
|-------------------|-----|-----|-----|-----|-------|
| Wehiwa Aloy | - | 30 | 15 | 17 | 62 |
| Rocco Peppi | 23 | 17 | 17 | 3 | 60 |
| Charles Davalan | - | - | 17 | 18 | 35 |
| Logan Maxwell | 3 | 6 | 14 | 11 | 34 |
| Michael Anderson | - | 18 | 9 | - | 28 |
| Kendall Diggs | 2 | 14 | 12 | - | 28 |
| Kuhio Aloy | - | - | 12 | 14 | 26 |
| Cam Kozeal | - | - | 12 | 14 | 26 |
| Nolan Souza | - | - | 7 | 5 | 12 |
| Brent Iredale | - | - | - | 9 | 9 |
| Ryder Helfrick | - | - | - | 6 | 6 |
| Justin Thomas Jr. | - | - | - | 4 | 4 |
| Carson Boles | - | - | - | 2 | 2 |
| Zane Becker | - | - | - | 1 | 1 |
| Gabe Fraser | - | - | - | 1 | 1 |
| Reese Robinett | - | 1 | - | - | 1 |

MULTI-RBI GAMES

| Name | 2 | 3 | 4 | 5+ | Total |
|-------------------|-----------|-----------|-----------|----------|-----------|
| Kuhio Aloy | 5 | 5 | 1 | 1 | 12 |
| Charles Davalan | 5 | 3 | 2 | 1 | 11 |
| Wehiwa Aloy | 5 | 1 | 3 | 1 | 10 |
| Brent Iredale | 3 | 3 | 2 | 2 | 10 |
| Cam Kozeal | 4 | 2 | - | 3 | 9 |
| Nolan Souza | 3 | 3 | - | - | 6 |
| Logan Maxwell | 5 | - | - | - | 5 |
| Justin Thomas Jr. | 4 | - | 1 | - | 5 |
| Ryder Helfrick | 3 | 2 | - | - | 5 |
| Carson Boles | 2 | 2 | - | - | 4 |
| Kendall Diggs | 2 | - | - | - | 2 |
| Rocco Peppi | 1 | - | 1 | - | 2 |
| Zane Becker | - | 1 | - | - | 1 |
| Gabe Fraser | - | - | 1 | - | 1 |
| TEAM | 42 | 22 | 11 | 8 | 83 |

HITTING STREAKS

| Name | Longest | Current |
|-------------------|---------|---------|
| Charles Davalan | 17 | 17 |
| Kuhio Aloy | 12 | 3 |
| Wehiwa Aloy | 10 | - |
| Cam Kozeal | 8 | 4 |
| Justin Thomas Jr. | 7 | 1 |
| Logan Maxwell | 7 | 7 |
| Kendall Diggs | 5 | - |
| Carson Boles | 5 | 5 |
| Brent Iredale | 5 | - |
| Nolan Souza | 5 | 1 |
| Ryder Helfrick | 5 | 4 |
| Rocco Peppi | 4 | 4 |
| Zane Becker | 2 | - |
| Gabe Fraser | 1 | 1 |

REACHED BASE STREAKS

| Name | Longest | Current |
|-------------------|---------|---------|
| Charles Davalan | 28 | 28 |
| Brent Iredale | 25 | - |
| Logan Maxwell | 25 | 25 |
| Wehiwa Aloy | 16 | - |
| Cam Kozeal | 14 | 4 |
| Justin Thomas Jr. | 12 | 12 |
| Kuhio Aloy | 12 | 5 |
| Ryder Helfrick | 11 | 11 |
| Kendall Diggs | 11 | - |
| Carson Boles | 8 | 5 |
| Nolan Souza | 6 | 6 |
| Rocco Peppi | 5 | 5 |
| Zane Becker | 4 | 1 |
| Gabe Fraser | 2 | 2 |
| Michael Anderson | 1 | - |
| Reese Robinett | 1 | - |

CAREER HOME RUNS

| Name | Solo | 2R | 3R | GS | Total |
|-------------------|------|----|----|----|-------|
| Wehiwa Aloy | 19 | 10 | 6 | 3 | 38 |
| Rocco Peppi | 13 | 8 | 2 | 2 | 25 |
| Kendall Diggs | 10 | 5 | 7 | 2 | 24 |
| Michael Anderson | 13 | 6 | 2 | 2 | 23 |
| Charles Davalan | 12 | 5 | 3 | 2 | 22 |
| Kuhio Aloy | 7 | 5 | 3 | 2 | 17 |
| Logan Maxwell | 8 | 6 | - | - | 14 |
| Cam Kozeal | 5 | 4 | 2 | 1 | 12 |
| Nolan Souza | 6 | 2 | 2 | 1 | 11 |
| Brent Iredale | 2 | 3 | 4 | 1 | 10 |
| Ryder Helfrick | 8 | - | - | - | 8 |
| Justin Thomas Jr. | 3 | 2 | - | - | 5 |
| Reese Robinett | 1 | - | 1 | - | 2 |
| Carson Boles | - | - | 1 | - | 1 |
| Gabe Fraser | - | - | - | 1 | 1 |

HOME RUN BREAKDOWN

| | |
|---|----|
| Total | 74 |
| at Baum-Walker Stadium | 54 |
| on the Road | 17 |
| Neutral Site | 3 |
| vs. RHP | 57 |
| vs. LHP | 17 |
| w/ 0 Outs | 25 |
| w/ 1 Out | 22 |
| w/ 2 Outs | 27 |
| Solo | 30 |
| Two-Run | 25 |
| Three-Run | 13 |
| Grand Slam | 6 |
| Leadoff | 12 |
| Back-To-Back | 5 |
| Walk-Off | 5 |
| Pinch-Hit | 0 |
| Before 7th Inning | 56 |
| 7th Inning and Beyond | 18 |
| Current Streak of Consecutive Games with HR | 4 |
| Longest Streak of Consecutive Games with HR | 9 |
| Opponent HR Total | 23 |
| Last HR Given Up | 3R |
| Current Streak of No HR Allowed | 5 |
| Longest Stretch without HR Allowed | 5 |

COMEBACKS

defined as any win when trailing after an inning

| Date / Opponent | Score (Inn.) | Final |
|------------------------------|--------------|----------|
| Feb. 22 / #22 TCU | 0-1 (6) | W, 2-1 |
| Feb. 28 / Charlotte | 1-5 (3) | W, 11-10 |
| March 15 / at #13 Ole Miss | 1-2 (4) | W, 12-3 |
| March 16 / at #13 Ole Miss | 8-9 (8) | W, 12-9 |
| March 30 / at #14 Vanderbilt | 2-3 (7) | W, 7-3 |
| April 8 / Arkansas State | 1-2 (4) | W, 7-3 |

BLOWN LEADS

defined as any loss when leading after an inning

| Date / Opponent | Score (Inn.) | Final |
|---------------------------|--------------|---------------|
| March 25 / Missouri State | 13-8 (8) | L, 14-13 (10) |



TEAM GAME HIGHS

Team Batting

| | | |
|------------------|----|--------------------------------|
| At bats: | 44 | at #13 Ole Miss (March 16) |
| | 44 | vs. Missouri State (March 25) |
| Runs scored: | 21 | vs. Missouri (April 5) |
| Hits: | 16 | (4 times) |
| RBI: | 20 | vs. Missouri (April 5) |
| Doubles: | 6 | vs. Washington State (Feb. 14) |
| Triples: | 1 | (5 times) |
| Home runs: | 5 | vs. Portland (March 7) |
| | 5 | at #13 Ole Miss (March 15) |
| | 5 | vs. South Carolina (March 23) |
| Total bases: | 32 | vs. Portland (March 7) |
| Walks: | 14 | vs. Missouri (April 5) |
| Strikeouts: | 14 | at #13 Ole Miss (March 14) |
| Sac hits: | 2 | vs. South Carolina (March 23) |
| | 2 | at #14 Vanderbilt (March 29) |
| Sac flies: | 2 | vs. Washington State (Feb. 14) |
| | 2 | vs. Grambling (Feb. 25) |
| | 2 | at #13 Ole Miss (March 15) |
| Stolen bases: | 3 | vs. Washington State (Feb. 14) |
| | 3 | vs. Arkansas State (April 8) |
| Hit by pitch: | 4 | vs. South Carolina (March 22) |
| | 4 | vs. Missouri (April 5) |
| Caught stealing: | 2 | vs. Charlotte (March 2) |
| | 2 | vs. Oral Roberts (March 19) |
| Runners LOB: | 12 | vs. Grambling (Feb. 25) |
| | 12 | vs. Oral Roberts (March 18) |
| | 12 | vs. Missouri (April 5) |
| Hit into DP: | 3 | vs. Oral Roberts (March 18) |

Fielding

| | | |
|---------------|----|--|
| Putouts: | 30 | vs. Washington State (Feb. 14) |
| | 30 | vs. Missouri State (March 25) |
| | 30 | at #14 Vanderbilt (March 29) |
| Assists: | 14 | vs. Kansas State (Feb. 21 in Arlington, Texas) |
| | 14 | vs. South Carolina (March 23) |
| Errors: | 2 | (6 times) |
| Passed balls: | 1 | (4 times) |
| DPs turned: | 3 | vs. South Carolina (March 22) |

Pitching

| | | |
|------------------|------|--|
| Innings pitched: | 10.0 | vs. Washington State (Feb. 14) |
| | 10.0 | vs. Missouri State (March 25) |
| | 10.0 | at #14 Vanderbilt (March 29) |
| Runs allowed: | 14 | vs. Missouri State (March 25) |
| Earned runs: | 12 | vs. Missouri State (March 25) |
| Walks allowed: | 8 | at #13 Ole Miss (March 16) |
| Strikeouts: | 19 | vs. Missouri State (March 25) |
| Hits allowed: | 15 | vs. Charlotte (Feb. 28) |
| Doubles allowed: | 6 | at #13 Ole Miss (March 14) |
| Triples allowed: | 1 | vs. Washington State (Feb. 15) |
| | 1 | vs. Charlotte (Feb. 28) |
| | 1 | vs. Portland (March 7) |
| Homers allowed: | 4 | at #13 Ole Miss (March 16) |
| | 4 | vs. Missouri State (March 25) |
| Wild pitches: | 3 | vs. Michigan (Feb. 23 in Arlington, Texas) |
| | 3 | vs. Charlotte (Feb. 28) |
| Hit batters: | 3 | vs. Charlotte (Feb. 28) |
| | 3 | vs. UCA (March 11) |
| | 3 | vs. Grambling (April 1 in North Little Rock, Ark.) |

INDIVIDUAL GAME HIGHS

Individual Batting

| | | |
|------------------|----|---|
| At bats: | 6 | (5 times) |
| Runs scored: | 5 | Wehiwa Aloy vs. Portland (March 7) |
| Hits: | 4 | (6 times) |
| RBI: | 8 | Brent Iredale vs. Portland (March 7) |
| Doubles: | 2 | (5 times) |
| Triples: | 1 | (5 times) |
| Home runs: | 2 | (9 times) |
| Total bases: | 10 | Brent Iredale vs. Portland (March 7) |
| | 10 | Cam Kozeal vs. Missouri (April 6) |
| Walks: | 3 | (4 times) |
| Strikeouts: | 4 | Kuhio Aloy vs. Missouri (April 5) |
| Sac hits: | 1 | (11 times) |
| Sac flies: | 1 | (15 times) |
| Stolen bases: | 3 | Nolan Souza vs. Arkansas State (April 8) |
| Hit by pitch: | 2 | Wehiwa Aloy vs. Washington State (Feb. 14) |
| | 2 | Brent Iredale vs. Oral Roberts (March 19) |
| | 2 | Logan Maxwell vs. South Carolina (March 22) |
| Caught stealing: | 1 | (9 times) |
| Runners LOB: | 6 | Kuhio Aloy vs. Missouri (April 6) |

Fielding

| | | |
|---------------|----|--|
| Putouts: | 17 | Zane Becker vs. Missouri State (March 25) |
| Assists: | 6 | Wehiwa Aloy vs. South Carolina (March 22) |
| | 6 | Wehiwa Aloy vs. Arkansas State (April 8) |
| Errors: | 2 | Wehiwa Aloy vs. Michigan (Feb. 23 in Arlington, Texas) |
| Passed balls: | 1 | (4 times) |

Pitching

| | | |
|------------------|-----|---|
| Innings pitched: | 7.2 | Zach Root at #14 Vanderbilt (March 28) |
| Runs allowed: | 9 | Gabe Gaeckle vs. Charlotte (Feb. 28) |
| Earned runs: | 9 | Gabe Gaeckle vs. Charlotte (Feb. 28) |
| Walks allowed: | 4 | Gabe Gaeckle vs. Kansas State (Feb. 21 in Arlington, Texas) |
| Strikeouts: | 10 | Zach Root vs. #22 TCU (Feb. 22 in Arlington, Texas) |
| | 10 | Zach Root vs. Portland (March 8) |
| Hits allowed: | 10 | Gabe Gaeckle vs. Charlotte (Feb. 28) |
| | 10 | Zach Root at #13 Ole Miss (March 14) |
| Doubles allowed: | 4 | Zach Root at #13 Ole Miss (March 14) |
| Triples allowed: | 1 | Gage Wood vs. Washington State (Feb. 15) |
| | 1 | Gabe Gaeckle vs. Charlotte (Feb. 28) |
| | 1 | Gabe Gaeckle vs. Portland (March 7) |
| Homers allowed: | 2 | (4 times) |
| Wild pitches: | 2 | (5 times) |
| Hit batters: | 2 | Christian Foutch vs. Charlotte (Feb. 28) |
| | 2 | Landon Beidelschies at #14 Vanderbilt (March 30) |
| | 2 | Tate McGuire vs. Grambling (April 1 in North Little Rock, Ark.) |



Zach Root has matched his career high in strikeouts (10) twice this season: vs. #22 TCU (Feb. 22) in the Amegy College Baseball Series at Globe Life Field in Arlington, Texas & vs. Portland (March 8).

THE LAST TIME AN ARKANSAS PLAYER...

| | | |
|--|-------|--|
| 4 hits in a game..... | | Wehiwa Aloy vs. Missouri [DH-1], April 6, 2024 |
| 5 hits in a game..... | | Peyton Stovall vs. Missouri State, May 1, 2024 |
| 6 hits in a game..... | | Jeremy Jackson vs. Northeastern (Okla.), April 16, 1997 |
| Multiple hits in six consecutive games..... | | Charles Davalan at #13 Ole Miss, vs. Oral Roberts & vs. South Carolina, March 14-21, 2025 |
| Multiple hits in seven consecutive games..... | | Kuhio Aloy vs. Grambling, vs. Charlotte, vs. ULM & vs. Portland, Feb. 25-March 7, 2025 |
| 2 hits in an inning..... | | Ryder Helfrick (1B, 1B) & Wehiwa Aloy (2B, 3B) vs. Oral Roberts (4th), March 19, 2025 |
| 2 doubles in an inning..... | | Harold Coll vs. SEMO (6th), March 21, 2023 |
| 2 extra-base hits in an inning..... | | Wehiwa Aloy (2B, 3B) vs. Oral Roberts (4th), March 19, 2025 |
| Reached base twice in an inning..... | | Nolan Souza (BB, BB) vs. South Carolina (8th), March 23, 2025 |
| 2 doubles in a game..... | | Cam Kozeal vs. Missouri [DH-2], April 6, 2024 |
| 3 doubles in a game..... | | Trevor Ezell vs. TCU (NCAA Regional), June 1, 2019 |
| 4 doubles in a game..... | | Rodney Nye vs. Louisiana Tech, March 31, 1998 |
| 3 consecutive at-bats with a double..... | | Hudson White vs. James Madison, Feb. 17-18, 2024 |
| 4 consecutive games with a double..... | | Cam Kozeal vs. Missouri & vs. Arkansas State, April 5-8, 2025 |
| Led off a game with a triple..... | | Braydon Webb vs. #2 Stanford (College World Series), June 18, 2022 |
| 2 triples in a game..... | | Jax Biggers vs. Auburn (SEC Tournament), May 25, 2017 |
| Led off a game with a home run..... | | Peyton Stovall vs. Texas Tech, April 17, 2024 |
| 2 home runs in a game..... | | Cam Kozeal (2R, GS) vs. Missouri [DH-2], April 6, 2024 |
| 3 home runs in a game..... | | Chad Spanberger (Solo, 2R, GS) vs. Auburn (SEC Tournament), May 25, 2017 |
| 2 home runs in an SEC Tournament game..... | | Peyton Holt (3R, Solo) vs. #2 Kentucky (SEC Tournament), May 23, 2024 |
| 2 home runs in an NCAA Tournament game..... | | Ben McLaughlin (3R, 3R) & Hudson White (Solo, 3R) vs. SEMO (NCAA Regional), May 31, 2024 |
| Grand slam..... | | Gabe Fraser vs. Missouri State, March 25, 2025 |
| Grand slam in consecutive games..... | | Cayden Wallace vs. UIC, March 12-13, 2022 |
| Grand slam in an SEC Tournament game..... | | Jared Wegner vs. Texas A&M (SEC Tournament), May 24, 2023 |
| HR in consecutive at-bats..... | | Cam Kozeal vs. Missouri [DH-2], April 6, 2024 |
| HR in 2 straight games..... | | Cam Kozeal at #14 Vanderbilt, March 28-29, 2025 |
| HR in 3 straight games..... | | Kendall Diggs vs. Oral Roberts & Missouri, March 12-16, 2024 |
| HR in 4 straight games..... | | Jace Bohrofen vs. Little Rock & #16 Tennessee, April 11-15, 2023 |
| HR in 5 straight games..... | | Aaron Murphree vs. OSU, South Dakota State & Siena, March 2-8, 2008 |
| HR in 6 straight games..... | | Aaron Murphree vs. OSU, South Dakota State & Siena, March 2-9, 2008 |
| Pinch-hit home run..... | | Reese Robinett at #1 LSU, March 24, 2023 |
| Pinch-hit home run in an SEC game..... | | Reese Robinett at #1 LSU, March 24, 2023 |
| Pinch-hit home run in an NCAA Tournament game..... | | Charlie Welch vs. #19 Nebraska (NCAA Regional), June 7, 2021 |
| Back-to-back home runs..... | | Wehiwa Aloy (Solo) & Kuhio Aloy (Solo) at #13 Ole Miss, March 15, 2025 |
| Back-to-back-to-back home runs..... | | Charles Davalan (2R), Wehiwa Aloy (Solo) & Kuhio Aloy (Solo) at #13 Ole Miss, March 15, 2025 |
| Walk-off home run (non-run rule)..... | | Kendall Diggs vs. Texas A&M (SEC Tournament), May 24, 2023 |
| Walk-off home run in an SEC game..... | | Kendall Diggs vs. Ole Miss, April 30, 2022 |
| Walk-off home run in an SEC Tournament game..... | | Kendall Diggs vs. Texas A&M (SEC Tournament), May 24, 2023 |
| Inside-the-park home run..... | | Casey Martin vs. Kentucky, May 3, 2019 |
| Hit a home run from both sides of the plate in a game..... | | Dylan Leach vs. UCA, April 5, 2022 |
| Hit for the cycle..... | | Dylan Leach vs. UCA, April 5, 2022 |
| 4 runs in a game..... | | Wehiwa Aloy vs. Missouri [DH-2], April 6, 2024 |
| 5 runs in a game..... | | Wehiwa Aloy vs. Portland, March 7, 2025 |
| 6 runs in a game..... | | Trevor Ezell vs. Grambling, April 30, 2019 |
| 4 RBI in a game..... | | Charles Davalan vs. Arkansas State, April 8, 2025 |
| 5 RBI in a game..... | | Cam Kozeal vs. Missouri, April 5, 2025 |
| 6 RBI in a game..... | | Cam Kozeal vs. Missouri [DH-2], April 6, 2024 |
| 7 RBI in a game..... | | Charles Davalan vs. Missouri [DH-1], April 6, 2024 |
| 8 RBI in a game..... | | Brent Iredale vs. Portland, March 7, 2025 |
| 9 RBI in a game (program record)..... | | Ryan Lundquist vs. Central Missouri St., March 4, 1997 |

THE LAST TIME AN ARKANSAS PLAYER...

| | |
|--|---|
| 2 walks in an inning..... | Cam Kozeal vs. Missouri [DH-1], April 6, 2024 |
| 4 walks in a game..... | Braydon Webb vs. Mississippi State, April 1, 2022 |
| 5 walks in a game (program record)..... | Jared Wegner vs. Louisiana Tech, March 12, 2023 |
| Hit by 2 pitches in an inning..... | Logan Maxwell vs. South Carolina (1st), March 22, 2025 |
| 2 stolen bases in a game..... | Wehiwa Aloy vs. Grambling, April 1, 2025 |
| 3 stolen bases in a game..... | Nolan Souza vs. Arkansas State, April 8, 2025 |
| 4 stolen bases in a game..... | Logan Forsythe vs. Ole Miss, May 19, 2007 |
| Stole home..... | Bobby Wernes vs. Ole Miss, March 28, 2015 |
| 2 errors in a game..... | Parker Rowland at #23 Auburn, March 22, 2024 |
| 3 errors in a game..... | Bobby Wernes at LSU, April 12, 2014 |
| 4 errors in a game..... | Chris Shaddy vs. TCU, April 27, 1980 |
| No-hitter (9 innings)..... | Scott Roehl vs. Kansas St., March 20, 2001 |
| Combined no-hitter (9 innings)..... | Nick Schmidt (6.0 IP), Brian McLelland (1.0 IP) & Devin Collis (2.0 IP) vs. Oklahoma State, February 12, 2006 |
| Combined no-hitter (7 innings)..... | Dominic Taccolini (2.0 IP), Matt Cronin (3.0 IP) & Josh Alberius (2.0 IP) vs. Auburn (SEC Tournament), May 25, 2017 |
| 1-hitter (9 innings)..... | Brett Eibner vs. Georgia, April 19, 2009 |
| 1-hitter (7 innings)..... | Trevor Stephan (7.0 IP) at Tennessee, May 6, 2017 |
| Combined 1-hitter (9 innings)..... | Brady Tygart (4.2 IP) & Will McEntire (4.1 IP) vs. Missouri, March 16, 2024 |
| Combined 1-hitter (7 innings)..... | Colin Fisher (2.0 IP), Tate McGuire (3.0 IP), Dylan Carter (1.0 IP) & Steele Eaves (1.0) vs. Oral Roberts, March 19, 2025 |
| 2-hitter (9 innings)..... | Keaton McKinney vs. Alabama (SEC Tournament), May 2, 2014 |
| 2-hitter (7 innings)..... | Kacey Murphy vs. Florida (SEC Tournament), May 27, 2017 |
| Combined 2-hitter (9 innings)..... | Ben Bybee (5.0 IP), Christian Foutch (1.0 IP), Gage Wood (1.0 IP), Hunter Dietz (0.1 IP) & Stone Hewlett (1.2 IP) vs. San Jose State, April 9, 2024 |
| Combined 2-hitter (7 innings)..... | Ben Bybee (3.0 IP), Dylan Carter (2.0 IP), Christian Foutch (1.0 IP) & Stone Hewlett (1.0 IP) vs. Little Rock, March 26, 2024 |
| 3-hitter (9 innings)..... | Will McEntire (9.0 IP) vs. Louisiana Tech, March 11, 2023 |
| 3-hitter (7 innings)..... | N/A |
| Combined 3-hitter (9 innings)..... | Zach Root (7.2 IP), Aiden Jimenez (0.1 IP) & Dylan Carter (1.1 IP) at #14 Vanderbilt, March 28, 2025 |
| Combined 3-hitter (7 innings)..... | Zach Root (5.0 IP), Dylan Carter (1.0 IP) & Will McEntire (1.0 IP) vs. Missouri, April 5, 2025 |
| Complete game (9 innings)..... | Hunter Hollan vs. #6 South Carolina, May 14, 2023 |
| Complete game (7 innings)..... | Zach Root vs. South Carolina, March 21, 2025 |
| Complete game (10 innings)..... | Dominic Taccolini at #12 Kentucky, April 22, 2016 |
| Complete-game shutout (9 innings)..... | Dominic Taccolini at #12 Kentucky, April 22, 2016 |
| Complete-game shutout (7 innings)..... | Kacey Murphy vs. Florida (SEC Tournament), May 27, 2017 |
| 10-inning or more start..... | Dominic Taccolini at #12 Kentucky (10 innings), April 22, 2016 |
| Had 10 strikeouts..... | Zach Root vs. Portland, March 8, 2025 |
| Had 11 strikeouts..... | Hagen Smith #14 Mississippi State, May 10, 2024 |
| Had 12 strikeouts..... | Hagen Smith at #23 Auburn, March 21, 2024 |
| Had 13 strikeouts..... | Isaiah Campbell vs. Stony Brook, March 1, 2019 |
| Had 14 strikeouts..... | Hagen Smith at #5 Texas A&M, May 16, 2024 |
| Had 15 strikeouts..... | Nick Schmidt vs. Auburn, May 18, 2006 |
| Had 16 strikeouts..... | David Walling vs. Eastern Illinois, Feb. 20, 1998 |
| Had 17 strikeouts (program record)..... | Hagen Smith vs. #7 Oregon State, Feb. 23, 2024 |
| Had 10 or more strikeouts in two consecutive outings..... | Hagen Smith vs. #14 Mississippi State (11) & at #5 Texas A&M (14), May 10-16, 2024 |
| Had 10 or more strikeouts in three consecutive outings..... | Hagen Smith at #8 Kentucky (14), vs. #14 Mississippi State (11) & at #5 Texas A&M (14), May 3-16, 2024 |
| Had 10 or more strikeouts in four consecutive outings..... | Hagen Smith vs. Florida (11), at #8 Kentucky (14), vs. #14 Mississippi State (11) & at #5 Texas A&M (15), April 26-May 16, 2024 |
| Had 10 or more strikeouts in five consecutive outings..... | H. Smith at #20 S Carolina (11), vs. Florida (11), at #8 Kentucky (14), vs. #14 Mississippi St (11) & at #5 Texas A&M (14), April 19-May 16, 2024 |
| Had 12 or more strikeouts in consecutive outings..... | Hagen Smith vs. #7 Oregon State (17) & Murray State (12), Feb. 23-March 1, 2024 |
| Had four strikeouts in an inning..... | Stone Hewlett vs. UCA, March 5, 2024 |
| Threw an immaculate inning (9 pitches, 9 strikes, 3 strikeouts)..... | Parker Coil vs. Charlotte, March 2, 2025 |
| Pitched in five consecutive games..... | Stone Hewlett at #23 Auburn, vs. Little Rock & vs. #8 LSU, March 22-29, 2024 |

THE LAST TIME AN ARKANSAS TEAM...

| | |
|---|--|
| Scored 10 runs | vs. Portland, March 8, 2025 |
| Scored 11 runs | vs. South Carolina, March 23, 2025 |
| Scored 12 runs | vs. South Carolina, March 22, 2025 |
| Scored 13 runs | vs. Missouri State, March 25, 2025 |
| Scored 14 runs | vs. Missouri [DH-1], April 6, 2025 |
| Scored 15 runs | vs. ULM, March 5, 2025 |
| Scored 16 runs | vs. Missouri [DH-2], April 6, 2025 |
| Scored 17 runs | vs. SEMO (NCAA Regional), May 31, 2024 |
| Scored 18 runs | vs. McNeese, March 10, 2024 |
| Scored 19 runs | vs. Northwestern State, April 23, 2019 |
| Scored 20 runs | vs. Portland, March 7, 2025 |
| Scored 21 runs | vs. Missouri, April 5, 2025 |
| Scored 22 runs | vs. Louisiana Tech, Feb. 14, 2004 |
| Scored 23 runs | Never |
| Scored 24 runs | Missouri Southern, Feb. 11, 1998 |
| Scored 25 runs | Missouri Southern, Feb. 4, 2001 |
| Scored 26 runs | vs. UAPB, April 14, 2021 |
| Scored 27 runs | Never |
| Scored 28 runs | vs. Wisconsin-Milwaukee (DH-2), Feb. 18, 2007 |
| Scored 29 runs | Morningside, April 6, 1968 |
| Scored 30 runs | at South Carolina, March 30, 1997 |
| Scored 31 runs | Never |
| Scored 32 runs | vs. Bucknell, Feb. 17, 2018 |
| Scored 33 runs | vs. Southwest Baptist, March 21, 1984 |
| Scored 20 or more runs against an SEC opponent | vs. Missouri (21), April 5, 2025 |
| Scored 30 or more runs against an SEC opponent | at South Carolina (30), March 30, 1997 |
| Scored 50 or more runs in an SEC weekend series | 51 vs. Missouri, April 5-6, 2025 |
| Scored 4 runs in an inning | vs. Missouri [DH-2] (6th), April 6, 2025 |
| Scored 5 runs in an inning | vs. Missouri [DH-2] (1st & 3rd), April 6, 2025 |
| Scored 6 runs in an inning | vs. ULM (4th), March 4, 2025 |
| Scored 7 runs in an inning | vs. Missouri [DH-1] (4th), April 6, 2025 |
| Scored 8 runs in an inning | vs. South Carolina (1st), March 22, 2025 |
| Scored 9 runs in an inning | vs. Arkansas State (3rd), April 2, 2024 |
| Scored 10 runs in an inning | vs. Charlotte (4th), Feb. 28, 2025 |
| Scored 11 runs in an inning | vs. UAPB (5th), April 14, 2021 |
| Scored 12 runs in an inning | vs. Oral Roberts (4th), March 19, 2025 |
| Scored 13 runs in an inning | Never |
| Scored 14 runs in an inning | vs. Saint Louis (1st), April 7, 2010 |
| Had 10 hits | at #13 Ole Miss, March 14, 2025 |
| Had 11 hits | vs. Arkansas State, April 8, 2025 |
| Had 12 hits | vs. Florida [DH-2], April 27, 2024 |
| Had 13 hits | vs. South Carolina, March 23, 2025 |
| Had 14 hits | vs. Missouri, April 5, 2025 |
| Had 15 hits | vs. South Carolina, March 21, 2025 |
| Had 16 hits | vs. Missouri [DH-1], April 6, 2025 |
| Had 17 hits | vs. #16 NC State (NCAA Super Regional), June 11, 2021 |
| Had 18 hits | vs. South Alabama, March 7, 2020 |
| Had 19 hits | vs. UCA, April 5, 2022 |
| Had 20 hits | vs. Grambling, Feb. 27, 2024 |
| Had 21 hits | vs. #2 Stanford (College World Series), June 18, 2022 |
| Had 22 hits | at #6 Vanderbilt, April 14, 2019 |
| Had 23 hits | Centenary, March 31, 1999 |
| Had 24 hits | Georgia, March 17, 2001 |
| Had 25 hits | at Centenary, March 23, 2005 |
| Had 26-29 hits | 28 at South Carolina, March 30, 1997 |
| Had 30 hits | vs. Saint Louis, April 7, 2010 |
| Had 31+ hits | 32 vs. Southwest Baptist, March 21, 1984 |
| Hit four home runs in a game | 4 - Wehiwa Aloy (1), Charles Davalan (1), Kendall Diggs (1) & Justin Thomas Jr. (1) vs. Portland, March 8, 2025 |
| Hit five home runs in a game | 5 - Ryder Helfrick (2), Charles Davalan (1), Brent Iredale (1) & Justin Thomas Jr. (1) vs. South Carolina, March 23, 2025 |
| Hit six home runs in a game | 6 - Ben McLaughlin (2), Hudson White (2), Wehiwa Aloy (1) & Kendall Diggs (1) vs. SEMO (NCAA Regional), May 31, 2024 |
| Hit seven home runs in a game | 7 - Robert Moore (2), Jalen Battles (1), Chris Lanzilli (1), Brady Slavens (1), Michael Turner (1) & Cayden Wallace (1) vs. UCA, April 5, 2022 |
| Hit eight or more home runs in a game | 8 - Matt Goodheart (2), Brady Slavens (2), Cullen Smith (2) & Charlie Welch (2) vs. UAPB, April 14, 2021 |

THE LAST TIME AN ARKANSAS TEAM...

| | |
|--|--|
| Hit two grand slams in a game..... | vs. Grambling, Feb. 27, 2024 |
| Hit a grand slam in two consecutive games..... | vs. South Carolina & vs. Missouri State, March 23-25, 2025 |
| Hit a grand slam in three consecutive games..... | vs. UIC & vs. Grambling, March 12-15, 2022 |
| Had two brothers hit home runs in the same game..... | Wehiwa Aloy (5th inn.) & Kuhio Aloy (5th inn.) at #13 Ole Miss, March 15, 2025 |
| Had two brothers hit back-to-back home runs..... | Wehiwa Aloy (Solo) & Kuhio Aloy (Solo) at #13 Ole Miss, March 15, 2025 |
| 3 errors in a game..... | vs. #2 Kentucky (SEC Tournament), May 23, 2024 |
| 4 errors in a game..... | vs. Michigan, Feb. 25, 2024 |
| 5 errors in a game..... | vs. South Carolina (SEC Tournament), May 23, 2018 |
| 6 errors in a game..... | vs. Eastern Illinois, March 5, 2016 |
| 7 errors in a game..... | vs. LA Tech, March 20, 2001 |
| Overcame a seven-run deficit to win..... | vs. Texas Tech, April 16, 2024 |
| Overcame an eight-run deficit to win..... | vs. Charlotte, Feb. 28, 2025 |
| Overcame a nine-run deficit to win..... | at Louisiana Tech, March 1, 2017 |
| Four consecutive run-rule wins..... | vs. ULM & Portland, March 4-8, 2025 |
| Shut out an opponent at home..... | vs. Portland, March 8, 2025 |
| Shut out an opponent on the road..... | at #14 Vanderbilt, March 28, 2025 |
| Shut out an SEC opponent at home..... | vs. Missouri, March 16, 2024 |
| Shut out an SEC opponent on the road..... | at #14 Vanderbilt, March 28, 2025 |
| Shut out by an SEC opponent at home..... | vs. #24 Vanderbilt, May 15, 2022 |
| Shut out by an SEC opponent on the road..... | at #5 Texas A&M, May 16, 2024 |
| Threw consecutive seven-inning shutouts..... | vs. UAPB (15-0, 6-0), April 12, 2022 |
| Threw consecutive nine-inning shutouts..... | vs. Missouri (8-0, 6-0), March 15-16, 2024 |
| Threw consecutive seven-inning shutouts against an SEC opponent..... | vs. South Carolina (2-0, 3-0) April 14, 2018 |
| Threw-back-to-back nine-inning shutouts against an SEC opponent..... | vs. Missouri (8-0, 6-0), March 15-16, 2024 |
| Most consecutive shutouts thrown..... | 4, vs. Wisconsin, March 15-16, 1980 |
| Struck out 20 or more opposing batters..... | at #5 Texas A&M (20), May 16, 2024 |
| Struck out 23 or more opposing batters..... | vs. #7 Oregon State (23), Feb. 23, 2024 |
| Struck out 25 or more opposing batters (program record)..... | vs. Oklahoma State (25), Feb. 24, 2024 |
| Struck out 10-plus opposing batters in 10 consecutive games..... | vs. #7 Oregon State, Oklahoma State, Michigan, Grambling, Murray State, UCA & McNeese, Feb. 23-March 9, 2024 |
| Struck out 20-plus opposing batters in back-to-back games..... | vs. #7 Oregon State & Oklahoma State, Feb. 23-24, 2024 |
| Had starting pitchers record double-digit strikeouts in three consecutive games..... | Hagen Smith (12), Brady Tygart (10) & Mason Molina (10) vs. Murray State, March 1-3, 2024 |
| Was shut out..... | at #5 Texas A&M (1-0), May 16, 2024 |
| Was shut out in back-to-back games..... | vs. LSU (7-0, 6-0), April 23-24, 2005 |
| Held to 1 hit..... | vs. Missouri State, May 17, 2016 |
| Held to 2 hits..... | vs. #24 Vanderbilt, May 15, 2022 |
| Held to 3 hits..... | vs. #22 TCU, Feb. 22, 2025 |
| Did not strikeout..... | vs. Eastern Illinois, Feb. 16, 2019 |
| Swept an SEC home weekend series..... | vs. Missouri, April 5-6, 2025 |
| Swept an SEC road weekend series..... | at #14 Vanderbilt, March 28-30, 2025 |
| Was swept in an SEC home weekend series..... | vs. Alabama, May 13-15, 2016 |
| Was swept in an SEC road weekend series..... | at Georgia, April 20-22, 2023 |
| Swept a non-conference home weekend series..... | vs. Portland, March 7-9, 2025 |
| Swept a non-conference road weekend series..... | at Northwestern State, Feb. 16-18, 1996 |
| Was swept in a non-conference home weekend series..... | vs. Long Beach State, Feb. 25-27, 2000 |
| Was swept in a non-conference road weekend series..... | at UNLV, March 19-21, 1994 |
| Won an SEC home weekend series..... | vs. South Carolina, March 21-23, 2025 |
| Won an SEC road weekend series..... | at #14 Vanderbilt, March 28-30, 2025 |
| Lost an SEC home weekend series..... | vs. #24 Vanderbilt, May 13-15, 2022 |
| Lost an SEC road weekend series..... | at #5 Texas A&M, May 16-18, 2024 |
| Won a non-conference home weekend series..... | vs. Portland, March 7-9, 2025 |
| Won a non-conference road weekend series..... | at Louisiana Tech, March 12-14, 2021 |
| Lost a non-conference home weekend series..... | vs. South Alabama, Feb. 28-March 1, 2014 |
| Lost a non-conference road weekend series..... | at Texas A&M, Feb. 27-29, 2004 |
| Lost a midweek game..... | vs. Missouri State, March 25, 2025 |



HOME RUN CHART

| No. | Player | Game | Date | Opponent | Pitcher | On Base | Inning | Outs | Count | Score | Final |
|-----|-------------------------|------|----------|-------------------------|---------------------|---------|--------|------|-------|-------|---------------|
| 1 | Kuhio Aloy (1) ! | 2 | Feb. 14 | Washington State [DH-2] | RHP Miles Chandler | 2 | 7th | 0 | 3-1 | 11-2 | W, 14-2 (7) |
| 2 | Brent Iredale (1) * | 3 | Feb. 15 | Washington State | RHP Luke Meyers | 0 | 4th | 0 | 1-0 | 1-2 | W, 5-2 |
| 3 | Brent Iredale (2) | 3 | Feb. 15 | Washington State | LHP Jake Tedesco | 0 | 6th | 1 | 1-2 | 2-2 | W, 5-2 |
| 4 | Wehiwa Aloy (1) | 3 | Feb. 15 | Washington State | LHP Jake Tedesco | 1 | 8th | 0 | 0-0 | 3-2 | W, 5-2 |
| 5 | Kuhio Aloy (2) * | 4 | Feb. 17 | Washington State | RHP Bryce Chambers | 0 | 4th | 0 | 0-2 | 0-0 | W, 12-2 (7) |
| 6 | Wehiwa Aloy (2) * | 5 | Feb. 21 | vs. Kansas State | LHP Jacob Frost | 0 | 6th | 0 | 2-2 | 0-2 | L, 3-2 |
| 7 | Kuhio Aloy (3) | 5 | Feb. 21 | vs. Kansas State | LHP Jacob Frost | 0 | 6th | 1 | 3-2 | 1-2 | L, 3-2 |
| 8 | Wehiwa Aloy (3) | 7 | Feb. 23 | vs. Michigan | RHP David Lally Jr. | 0 | 5th | 2 | 2-1 | 7-1 | W, 8-6 |
| 9 | Ryder Helfrick (1) ^ | 8 | Feb. 25 | Grambling | RHP Landon Clampit | 1 | 5th | 2 | 2-0 | 10-2 | W, 14-3 (7) |
| 10 | Justin Thomas Jr. (1) ^ | 8 | Feb. 25 | Grambling | RHP Landon Clampit | 0 | 5th | 2 | 1-0 | 12-2 | W, 14-3 (7) |
| 11 | Charles Davalan (1) | 9 | Feb. 28 | Charlotte | RHP Mike Szturma | 0 | 3rd | 2 | 3-2 | 0-5 | W, 11-10 |
| 12 | Logan Maxwell (1) * | 9 | Feb. 28 | Charlotte | RHP Mike Szturma | 0 | 5th | 0 | 0-1 | 1-9 | W, 11-10 |
| 13 | Logan Maxwell (2) | 10 | March 1 | Charlotte | RHP Blake Gillespie | 1 | 3rd | 2 | 1-1 | 1-2 | W, 8-5 |
| 14 | Kuhio Aloy (4) | 10 | March 1 | Charlotte | RHP Joseph Taylor | 1 | 7th | 2 | 1-0 | 6-5 | W, 8-5 |
| 15 | Cam Kozeal (1) * | 12 | March 4 | ULM | LHP Brennan Eager | 0 | 2nd | 0 | 3-2 | 1-0 | W, 14-1 (7) |
| 16 | Ryder Helfrick (2) * | 12 | March 4 | ULM | RHP Zach Shaw | 0 | 4th | 0 | 0-1 | 3-0 | W, 14-1 (7) |
| 17 | Brent Iredale (3) | 12 | March 4 | ULM | RHP Zach Shaw | 1 | 4th | 1 | 3-1 | 7-0 | W, 14-1 (7) |
| 18 | Kuhio Aloy (5) ! | 12 | March 4 | ULM | RHP Austin Ackel | 3 | 7th | 1 | 3-2 | 10-1 | W, 14-1 (7) |
| 19 | Charles Davalan (2) | 13 | March 5 | ULM | RHP Joey Cirelli | 3 | 3rd | 1 | 1-2 | 3-3 | W, 15-3 (7) |
| 20 | Kendall Diggs (1) | 13 | March 5 | ULM | RHP Daniel Gonzalez | 0 | 4th | 1 | 0-0 | 7-3 | W, 15-3 (7) |
| 21 | Kuhio Aloy (6) | 13 | March 5 | ULM | RHP Brandon Brewer | 2 | 5th | 1 | 0-2 | 9-3 | W, 15-3 (7) |
| 22 | Nolan Souza (1) ! | 13 | March 5 | ULM | RHP Jace Duhon | 2 | 7th | 2 | 1-1 | 12-3 | W, 15-3 (7) |
| 23 | Brent Iredale (4) | 14 | March 7 | Portland | RHP Carter Gaston | 2 | 2nd | 1 | 2-1 | 7-2 | W, 20-3 (7) |
| 24 | Nolan Souza (2) | 14 | March 7 | Portland | RHP Carter Gaston | 0 | 2nd | 2 | 1-2 | 10-2 | W, 20-3 (7) |
| 25 | Wehiwa Aloy (4) | 14 | March 7 | Portland | RHP Carter Gaston | 1 | 3rd | 0 | 0-0 | 11-2 | W, 20-3 (7) |
| 26 | Brent Iredale (5) | 14 | March 7 | Portland | RHP JT Landwehr | 2 | 5th | 1 | 0-0 | 15-2 | W, 20-3 (7) |
| 27 | Wehiwa Aloy (5) | 14 | March 7 | Portland | RHP JT Landwehr | 1 | 6th | 2 | 3-1 | 18-2 | W, 20-3 (7) |
| 28 | Justin Thomas Jr. (2) | 15 | March 8 | Portland | RHP Kaden Segel | 1 | 4th | 2 | 1-1 | 3-0 | W, 10-0 (7) |
| 29 | Wehiwa Aloy (6) | 15 | March 8 | Portland | RHP Kaden Segel | 1 | 4th | 2 | 1-0 | 5-0 | W, 10-0 (7) |
| 30 | Charles Davalan (3) | 15 | March 8 | Portland | RHP Kaden Segel | 0 | 6th | 2 | 2-2 | 7-0 | W, 10-0 (7) |
| 31 | Kendall Diggs (2) ! | 15 | March 8 | Portland | RHP Nolan Umlandt | 1 | 7th | 2 | 0-1 | 8-0 | W, 10-0 (7) |
| 32 | Brent Iredale (6) | 16 | March 9 | Portland | LHP Ryan Rembisz | 2 | 1st | 1 | 0-1 | 0-0 | W, 5-3 |
| 33 | Ryder Helfrick (3) * | 16 | March 9 | Portland | LHP Ryan Rembisz | 0 | 2nd | 0 | 3-1 | 3-1 | W, 5-3 |
| 34 | Brent Iredale (7) | 17 | March 11 | UCA | RHP Perry Titlow | 1 | 2nd | 0 | 1-0 | 0-0 | W, 9-2 |
| 35 | Kuhio Aloy (7) | 17 | March 11 | UCA | RHP Jake Jones | 1 | 3rd | 2 | 1-0 | 2-0 | W, 9-2 |
| 36 | Cam Kozeal (2) | 17 | March 11 | UCA | RHP Gavin Alveti | 2 | 4th | 2 | 0-1 | 6-1 | W, 9-2 |
| 37 | Logan Maxwell (3) | 18 | March 14 | at #13 Ole Miss | RHP Mason Morris | 0 | 7th | 1 | 0-0 | 4-10 | L, 10-6 |
| 38 | Charles Davalan (4) | 18 | March 14 | at #13 Ole Miss | RHP Mason Morris | 0 | 9th | 1 | 2-2 | 5-10 | L, 10-6 |
| 39 | Charles Davalan (5) | 19 | March 15 | at #13 Ole Miss | RHP Riley Maddox | 1 | 5th | 0 | 0-1 | 1-2 | W, 12-3 |
| 40 | Wehiwa Aloy (7) | 19 | March 15 | at #13 Ole Miss | RHP Will McCausland | 0 | 5th | 0 | 0-1 | 3-2 | W, 12-3 |
| 41 | Kuhio Aloy (8) | 19 | March 15 | at #13 Ole Miss | RHP Will McCausland | 0 | 5th | 0 | 0-0 | 4-2 | W, 12-3 |
| 42 | Logan Maxwell (4) * | 19 | March 15 | at #13 Ole Miss | RHP Landon Waters | 0 | 9th | 0 | 1-2 | 9-3 | W, 12-3 |
| 43 | Nolan Souza (3) | 19 | March 15 | at #13 Ole Miss | RHP Landon Waters | 0 | 9th | 0 | 1-1 | 10-3 | W, 12-3 |
| 44 | Wehiwa Aloy (8) | 20 | March 16 | at #13 Ole Miss | RHP Brayden Jones | 1 | 6th | 2 | 0-0 | 5-4 | W, 12-3 |
| 45 | Wehiwa Aloy (9) | 20 | March 16 | at #13 Ole Miss | RHP Connor Spencer | 2 | 9th | 2 | 0-1 | 9-9 | W, 12-3 |
| 46 | Nolan Souza (4) | 22 | March 19 | Oral Roberts | RHP Price Allman | 1 | 4th | 0 | 1-1 | 3-0 | W, 16-0 (7) |
| 47 | Logan Maxwell (5) | 22 | March 19 | Oral Roberts | RHP Hudson Hart | 1 | 4th | 2 | 2-2 | 13-0 | W, 16-0 (7) |
| 48 | Logan Maxwell (6) | 23 | March 21 | South Carolina | RHP Matthew Becker | 1 | 4th | 1 | 1-1 | 5-0 | W, 12-2 (7) |
| 49 | Wehiwa Aloy (10) ! | 23 | March 21 | South Carolina | LHP Aydin Palmer | 2 | 7th | 1 | 3-1 | 9-2 | W, 12-2 (7) |
| 50 | Brent Iredale (8) | 24 | March 22 | South Carolina | LHP Jake McCoy | 2 | 1st | 2 | 0-2 | 0-0 | W, 12-3 |
| 51 | Charles Davalan (6) | 24 | March 22 | South Carolina | RHP Roman Kimball | 1 | 3rd | 0 | 2-1 | 8-3 | W, 12-3 |
| 52 | Ryder Helfrick (4) | 25 | March 23 | South Carolina | LHP Jarvis Evans | 0 | 2nd | 2 | 0-0 | 0-2 | W, 11-4 |
| 53 | Charles Davalan (7) | 25 | March 23 | South Carolina | LHP Jarvis Evans | 0 | 3rd | 1 | 3-1 | 1-2 | W, 11-4 |
| 54 | Justin Thomas Jr. (3) | 25 | March 23 | South Carolina | RHP Brendan Sweeney | 1 | 8th | 0 | 0-2 | 4-4 | W, 11-4 |
| 55 | Brent Iredale (9) | 25 | March 23 | South Carolina | RHP Ryder Garino | 3 | 8th | 1 | 0-0 | 6-4 | W, 11-4 |
| 56 | Ryder Helfrick (5) | 25 | March 23 | South Carolina | RHP Ryder Garino | 0 | 8th | 2 | 0-1 | 10-4 | W, 11-4 |
| 57 | Gabe Fraser (1) | 26 | March 25 | Missouri State | RHP Jason Schaaf | 3 | 4th | 2 | 0-0 | 1-4 | L, 14-13 (10) |

* - indicates leadoff home run | ^ - indicates back-to-back home run | ! - indicates walk-off home run | + - indicates pinch-hit home run

HOME RUN CHART III



| No. | Player | Game | Date | Opponent | Pitcher | On Base | Inning | Outs | Count | Score | Final |
|-----|-------------------------|------|----------|-------------------|-----------------------|---------|--------|------|-------|-------|-------------|
| 58 | Logan Maxwell (7) * | 27 | March 28 | at #14 Vanderbilt | LHP JD Thompson | 0 | 4th | 0 | 2-2 | 1-0 | W, 9-0 |
| 59 | Cam Kozeal (3) | 27 | March 28 | at #14 Vanderbilt | LHP JD Thompson | 1 | 4th | 0 | 0-2 | 2-0 | W, 9-0 |
| 60 | Cam Kozeal (4) | 27 | March 28 | at #14 Vanderbilt | LHP JD Thompson | 0 | 6th | 2 | 1-2 | 4-0 | W, 9-0 |
| 61 | Cam Kozeal (5) | 28 | March 29 | at #14 Vanderbilt | RHP Cody Bowker | 1 | 2nd | 1 | 1-2 | 0-0 | W, 6-4 |
| 62 | Justin Thomas Jr. (4) * | 28 | March 29 | at #14 Vanderbilt | RHP Sawyer Hawks | 0 | 7th | 0 | 1-2 | 2-2 | W, 6-4 |
| 63 | Charles Davalan (8) | 29 | March 30 | at #14 Vanderbilt | RHP Connor Fennell | 1 | 3rd | 1 | 0-0 | 0-0 | W, 7-3 |
| 64 | Charles Davalan (9) * | 29 | March 30 | at #14 Vanderbilt | RHP Alex Kranzler | 0 | 8th | 0 | 2-2 | 2-3 | W, 7-3 |
| 65 | Logan Maxwell (8) | 29 | March 30 | at #14 Vanderbilt | RHP Alex Kranzler | 0 | 8th | 1 | 0-0 | 3-3 | W, 7-3 |
| 66 | Logan Maxwell (9) * | 31 | April 5 | Missouri | RHP Kaden Jacobi | 0 | 3rd | 0 | 1-1 | 2-2 | W, 21-3 (7) |
| 67 | Brent Iredale (10) | 31 | April 5 | Missouri | RHP Kaden Jacobi | 1 | 4th | 2 | 3-2 | 4-2 | W, 21-3 (7) |
| 68 | Charles Davalan (10) | 32 | April 6 | Missouri [DH-1] | LHP Brady Kehlenbrink | 2 | 2nd | 1 | 1-0 | 1-2 | W, 14-4 (7) |
| 69 | Charles Davalan (11) | 32 | April 6 | Missouri [DH-1] | RHP Brock Lucas | 3 | 4th | 1 | 0-1 | 8-4 | W, 14-4 (7) |
| 70 | Carson Boles (1) | 33 | April 6 | Missouri [DH-2] | LHP Tony Neubeck | 2 | 1st | 2 | 1-0 | 2-1 | W, 16-2 (7) |
| 71 | Cam Kozeal (6) | 33 | April 6 | Missouri [DH-2] | RHP PJ Green | 1 | 2nd | 0 | 0-1 | 5-1 | W, 16-2 (7) |
| 72 | Cam Kozeal (7) | 33 | April 6 | Missouri [DH-2] | RHP PJ Green | 3 | 3rd | 1 | 2-2 | 8-2 | W, 16-2 (7) |
| 73 | Charles Davalan (12) | 34 | April 8 | Arkansas State | LHP Carson Keithley | 2 | 5th | 2 | 1-1 | 1-2 | W, 7-3 |
| 74 | Kuhio Aloy (9) | 34 | April 8 | Arkansas State | RHP Cooper Garrison | 1 | 6th | 2 | 1-1 | 4-3 | W, 7-3 |

* - indicates leadoff home run / ^ - indicates back-to-back home run / ! - indicates walk-off home run / + - indicates pinch-hit home run



HOME RUN DATA CHART

| No. | Player | Game | Date | Opponent | Pitcher | Location | Distance | Launch Angle | Exit Velo |
|-----|-----------------------|------|----------|-------------------------|---------------------|----------|-----------------|--------------|----------------|
| 1 | Kuhio Aloy (1) | 2 | Feb. 14 | Washington State [DH-2] | RHP Miles Chandler | LF | 386 feet | 31.7 degrees | 110 mph |
| 2 | Brent Iredale (1) | 3 | Feb. 15 | Washington State | RHP Luke Meyers | LF | 391 feet | 25.3 degrees | 109 mph |
| 3 | Brent Iredale (2) | 3 | Feb. 15 | Washington State | LHP Jake Tedesco | LF | 401 feet | 32.5 degrees | 103 mph |
| 4 | Wehiwa Aloy (1) | 3 | Feb. 15 | Washington State | LHP Jake Tedesco | RC | 414 feet | 31.4 degrees | 105 mph |
| 5 | Kuhio Aloy (2) | 4 | Feb. 17 | Washington State | RHP Bryce Chambers | LF | 340 feet | 21.6 degrees | 98 mph |
| 6 | Wehiwa Aloy (2) | 5 | Feb. 21 | vs. Kansas State | LHP Jacob Frost | RF | 360 feet | 34.9 degrees | 102 mph |
| 7 | Kuhio Aloy (3) | 5 | Feb. 21 | vs. Kansas State | LHP Jacob Frost | LF | 435 feet | 23.1 degrees | 112 mph |
| 8 | Wehiwa Aloy (3) | 7 | Feb. 23 | vs. Michigan | RHP David Lally Jr. | RL | 350 feet | 29.1 degrees | 102 mph |
| 9 | Ryder Helfrick (1) | 8 | Feb. 25 | Grambling | RHP Landon Clampit | LF | 426 feet | 27.5 degrees | 107 mph |
| 10 | Justin Thomas Jr. (1) | 8 | Feb. 25 | Grambling | RHP Landon Clampit | LF | 417 feet | 28.3 degrees | 108 mph |
| 11 | Charles Davalan (1) | 9 | Feb. 28 | Charlotte | RHP Mike Szturma | LF | 358 feet | 29.3 degrees | 92 mph |
| 12 | Logan Maxwell (1) | 9 | Feb. 28 | Charlotte | RHP Mike Szturma | RC | 387 feet | 27.9 degrees | 101 mph |
| 13 | Logan Maxwell (2) | 10 | March 1 | Charlotte | RHP Blake Gillespie | CF | 410 feet | 21.3 degrees | 103 mph |
| 14 | Kuhio Aloy (4) | 10 | March 1 | Charlotte | RHP Joseph Taylor | CF | 412 feet | 19.6 degrees | 111 mph |
| 15 | Cam Kozeal (1) | 12 | March 4 | ULM | LHP Brennan Eager | LC | 401 feet | 21.1 degrees | 103 mph |
| 16 | Ryder Helfrick (2) | 12 | March 4 | ULM | RHP Zach Shaw | LF | 379 feet | 40.7 degrees | 103 mph |
| 17 | Brent Iredale (3) | 12 | March 4 | ULM | RHP Zach Shaw | LC | 427 feet | 30.4 degrees | 109 mph |
| 18 | Kuhio Aloy (5) | 12 | March 4 | ULM | RHP Austin Ackel | LF | 447 feet | 36.0 degrees | 98 mph |
| 19 | Charles Davalan (2) | 13 | March 5 | ULM | RHP Joey Cirelli | RC | 416 feet | 24.7 degrees | 107 mph |
| 20 | Kendall Diggs (1) | 13 | March 5 | ULM | RHP Daniel Gonzalez | RF | 388 feet | 29.4 degrees | 103 mph |
| 21 | Kuhio Aloy (6) | 13 | March 5 | ULM | RHP Brandon Brewer | LC | 402 feet | 17.8 degrees | 107 mph |
| 22 | Nolan Souza (1) | 13 | March 5 | ULM | RHP Jace Duhon | LC | 420 feet | 33.3 degrees | 103 mph |
| 23 | Brent Iredale (4) | 14 | March 7 | Portland | RHP Carter Gaston | LF | 446 feet | 27.8 degrees | 108 mph |
| 24 | Nolan Souza (2) | 14 | March 7 | Portland | RHP Carter Gaston | LF | 338 feet | 24.1 degrees | 98 mph |
| 25 | Wehiwa Aloy (4) | 14 | March 7 | Portland | RHP Carter Gaston | CF | 437 feet | 24.8 degrees | 110 mph |
| 26 | Brent Iredale (5) | 14 | March 7 | Portland | RHP JT Landwehr | RF | 365 feet | 37.6 degrees | 100 mph |
| 27 | Wehiwa Aloy (5) | 14 | March 7 | Portland | RHP JT Landwehr | LC | 438 feet | 20.0 degrees | 113 mph |
| 28 | Justin Thomas Jr. (2) | 15 | March 8 | Portland | RHP Kaden Segel | LC | 398 feet | 22.3 degrees | 107 mph |
| 29 | Wehiwa Aloy (6) | 15 | March 8 | Portland | RHP Kaden Segel | LF | 389 feet | 19.5 degrees | 112 mph |
| 30 | Charles Davalan (3) | 15 | March 8 | Portland | RHP Kaden Segel | RF | 388 feet | 31.7 degrees | 100 mph |
| 31 | Kendall Diggs (2) | 15 | March 8 | Portland | RHP Nolan Umlandt | RC | 372 feet | 27.6 degrees | 98 mph |
| 32 | Brent Iredale (6) | 16 | March 9 | Portland | LHP Ryan Rembisz | LC | 382 feet | 29.5 degrees | 103 mph |
| 33 | Ryder Helfrick (3) | 16 | March 9 | Portland | LHP Ryan Rembisz | RC | 409 feet | 33.3 degrees | 107 mph |
| 34 | Brent Iredale (7) | 17 | March 11 | UCA | RHP Perry Titlow | LL | 403 feet | 25.2 degrees | 107 mph |
| 35 | Kuhio Aloy (7) | 17 | March 11 | UCA | RHP Jake Jones | LC | 408 feet | 29.9 degrees | 105 mph |
| 36 | Cam Kozeal (2) | 17 | March 11 | UCA | RHP Gavin Alveti | LF | 353 feet | 32.0 degrees | 98 mph |
| 37 | Logan Maxwell (3) | 18 | March 14 | at #13 Ole Miss | RHP Mason Morris | LF | 379 feet | 31.4 degrees | 101 mph |
| 38 | Charles Davalan (4) | 18 | March 14 | at #13 Ole Miss | RHP Mason Morris | RC | 397 feet | 29.6 degrees | 100 mph |
| 39 | Charles Davalan (5) | 19 | March 15 | at #13 Ole Miss | RHP Riley Maddox | RF | 398 feet | 28.5 degrees | 100 mph |
| 40 | Wehiwa Aloy (7) | 19 | March 15 | at #13 Ole Miss | RHP Will McCausland | CF | 432 feet | 30.3 degrees | 107 mph |
| 41 | Kuhio Aloy (8) | 19 | March 15 | at #13 Ole Miss | RHP Will McCausland | LF | 385 feet | 20.3 degrees | 110 mph |
| 42 | Logan Maxwell (4) | 19 | March 15 | at #13 Ole Miss | RHP Landon Waters | RF | 382 feet | 38.4 degrees | 102 mph |
| 43 | Nolan Souza (3) | 19 | March 15 | at #13 Ole Miss | RHP Landon Waters | RF | 341 feet | 43.7 degrees | 98 mph |
| 44 | Wehiwa Aloy (8) | 20 | March 16 | at #13 Ole Miss | RHP Brayden Jones | LC | 404 feet | 21.4 degrees | 111 mph |
| 45 | Wehiwa Aloy (9) | 20 | March 16 | at #13 Ole Miss | RHP Connor Spencer | RF | 346 feet | 20.5 degrees | 105 mph |
| 46 | Nolan Souza (4) | 22 | March 19 | Oral Roberts | RHP Price Allman | LC | 448 feet | 24.4 degrees | 106 mph |
| 47 | Logan Maxwell (5) | 22 | March 19 | Oral Roberts | RHP Hudson Hart | RC | 395 feet | 32.3 degrees | 102 mph |
| 48 | Logan Maxwell (6) | 23 | March 21 | South Carolina | RHP Matthew Becker | RF | 389 feet | 26.4 degrees | 106 mph |
| 49 | Wehiwa Aloy (10) | 23 | March 21 | South Carolina | LHP Aydin Palmer | RF | 370 feet | 29.6 degrees | 106 mph |
| 50 | Brent Iredale (8) | 24 | March 22 | South Carolina | LHP Jake McCoy | LC | 421 feet | 29.9 degrees | 111 mph |
| 51 | Charles Davalan (6) | 24 | March 22 | South Carolina | RHP Roman Kimball | LF | 347 feet | 27.3 degrees | 94 mph |
| 52 | Ryder Helfrick (4) | 25 | March 23 | South Carolina | LHP Jarvis Evans | LC | 399 feet | 27.9 degrees | 95 mph |
| 53 | Charles Davalan (7) | 25 | March 23 | South Carolina | LHP Jarvis Evans | LC | 380 feet | 30.0 degrees | 98 mph |
| 54 | Justin Thomas Jr. (3) | 25 | March 23 | South Carolina | RHP Brendan Sweeney | LF | 379 feet | 41.2 degrees | 99 mph |
| 55 | Brent Iredale (9) | 25 | March 23 | South Carolina | RHP Ryder Garino | RF | 344 feet | 40.7 degrees | 97 mph |
| 56 | Ryder Helfrick (5) | 25 | March 23 | South Carolina | RHP Ryder Garino | LF | 378 feet | 44.0 degrees | 103 mph |
| 57 | Gabe Fraser (1) | 26 | March 25 | Missouri State | RHP Jason Schaaf | RF | 377 feet | 27.2 degrees | 104 mph |

LF - left field | LL - left field line | LC - left center field | CF - center field | RC - right center field | RF - right field | RL - right field line

HOME RUN DATA CHART III



| No. | Player | Game | Date | Opponent | Pitcher | Location | Distance | Launch Angle | Exit Velo |
|-----|-----------------------|------|----------|-------------------|-----------------------|----------|----------|---------------------|-----------|
| 58 | Logan Maxwell (7) | 27 | March 28 | at #14 Vanderbilt | LHP JD Thompson | LF | 389 feet | 28.8 degrees | 99 mph |
| 59 | Cam Kozeal (3) | 27 | March 28 | at #14 Vanderbilt | LHP JD Thompson | RC | 398 feet | 27.7 degrees | 100 mph |
| 60 | Cam Kozeal (4) | 27 | March 28 | at #14 Vanderbilt | LHP JD Thompson | RF | 368 feet | 36.1 degrees | 99 mph |
| 61 | Cam Kozeal (5) | 28 | March 29 | at #14 Vanderbilt | RHP Cody Bowker | LF | 402 feet | 34.0 degrees | 101 mph |
| 62 | Justin Thomas Jr. (4) | 28 | March 29 | at #14 Vanderbilt | RHP Sawyer Hawks | LF | 394 feet | 36.8 degrees | 101 mph |
| 63 | Charles Davalan (8) | 29 | March 30 | at #14 Vanderbilt | RHP Connor Fennell | LF | 376 feet | 35.0 degrees | 95 mph |
| 64 | Charles Davalan (9) | 29 | March 30 | at #14 Vanderbilt | RHP Alex Kranzler | RF | 395 feet | 22.5 degrees | 101 mph |
| 65 | Logan Maxwell (8) | 29 | March 30 | at #14 Vanderbilt | RHP Alex Kranzler | LF | 317 feet | 47.5 degrees | 92 mph |
| 66 | Logan Maxwell (9) | 31 | April 5 | Missouri | RHP Kaden Jacobi | RF | 376 feet | 43.3 degrees | 100 mph |
| 67 | Brent Iredale (10) | 31 | April 5 | Missouri | RHP Kaden Jacobi | LF | 388 feet | 28.6 degrees | 105 mph |
| 68 | Charles Davalan (10) | 32 | April 6 | Missouri [DH-1] | LHP Brady Kehlenbrink | RF | 356 feet | 35.9 degrees | 99 mph |
| 69 | Charles Davalan (11) | 32 | April 6 | Missouri [DH-1] | RHP Brock Lucas | RC | 399 feet | 34.3 degrees | 102 mph |
| 70 | Carson Boles (1) | 33 | April 6 | Missouri [DH-2] | LHP Tony Neubeck | LC | 396 feet | 29.5 degrees | 102 mph |
| 71 | Cam Kozeal (6) | 33 | April 6 | Missouri [DH-2] | RHP PJ Green | RF | 359 feet | 32.2 degrees | 95 mph |
| 72 | Cam Kozeal (7) | 33 | April 6 | Missouri [DH-2] | RHP PJ Green | RF | 365 feet | 33.5 degrees | 96 mph |
| 73 | Charles Davalan (12) | 34 | April 8 | Arkansas State | LHP Carson Keithley | LF | 341 feet | 31.3 degrees | 94 mph |
| 74 | Kuhio Aloy (9) | 34 | April 8 | Arkansas State | RHP Cooper Garrison | RC | 375 feet | 27.5 degrees | 102 mph |

LF - left field | LL - left field line | LC - left center field | CF - center field | RC - right center field | RF - right field | RL - right field line



||| TEAM PITCHING GAME-BY-GAME

STARTERS GAME-BY-GAME

| Opponent | W-L | IP | H | R | ER | BB | SO |
|---------------------|-----|-----|----|---|----|----|----|
| WSU [DH-1] | -- | 5.0 | 1 | 0 | 0 | 1 | 7 |
| WSU [DH-2] | W | 5.0 | 2 | 1 | 1 | 1 | 8 |
| WSU | -- | 5.0 | 2 | 2 | 2 | 1 | 7 |
| WSU | W | 5.0 | 4 | 1 | 1 | 1 | 7 |
| vs. Kansas State | -- | 5.2 | 5 | 2 | 2 | 4 | 2 |
| vs. #22 TCU | -- | 5.0 | 2 | 1 | 1 | 2 | 10 |
| vs. Michigan | -- | 2.0 | 2 | 1 | 0 | 0 | 6 |
| Grambling | W | 3.0 | 1 | 1 | 1 | 2 | 2 |
| Charlotte | -- | 3.0 | 10 | 9 | 9 | 1 | 3 |
| Charlotte | -- | 5.1 | 5 | 3 | 3 | 2 | 8 |
| Charlotte | W | 6.1 | 4 | 1 | 1 | 1 | 7 |
| ULM | W | 3.0 | 1 | 0 | 0 | 1 | 6 |
| ULM | W | 4.0 | 5 | 3 | 3 | 1 | 2 |
| Portland | W | 5.1 | 2 | 2 | 2 | 3 | 7 |
| Portland | W | 6.0 | 3 | 0 | 0 | 1 | 10 |
| Portland | W | 5.0 | 8 | 3 | 3 | 0 | 6 |
| UCA | W | 3.0 | 1 | 0 | 0 | 0 | 3 |
| at #13 Ole Miss * | L | 3.0 | 10 | 7 | 7 | 2 | 3 |
| at #13 Ole Miss * | -- | 4.0 | 1 | 2 | 2 | 3 | 8 |
| at #13 Ole Miss * | -- | 2.1 | 4 | 4 | 4 | 2 | 2 |
| Oral Roberts | -- | 4.0 | 1 | 0 | 0 | 0 | 5 |
| Oral Roberts | W | 2.0 | 0 | 0 | 0 | 0 | 4 |
| South Carolina * | W | 7.0 | 6 | 2 | 2 | 1 | 7 |
| South Carolina * | -- | 1.2 | 2 | 3 | 3 | 3 | 0 |
| South Carolina * | -- | 5.0 | 5 | 2 | 2 | 2 | 3 |
| Missouri State | -- | 3.0 | 2 | 3 | 3 | 3 | 6 |
| at #14 Vanderbilt * | W | 7.2 | 3 | 0 | 0 | 3 | 7 |
| at #14 Vanderbilt * | -- | 5.2 | 6 | 2 | 2 | 0 | 7 |
| at #14 Vanderbilt * | -- | 5.0 | 6 | 3 | 3 | 2 | 4 |
| vs. Grambling | W | 4.0 | 1 | 1 | 1 | 2 | 4 |
| Missouri * | W | 5.0 | 3 | 3 | 3 | 2 | 7 |
| Missouri * [DH-1] | W | 4.0 | 5 | 4 | 2 | 2 | 6 |
| Missouri * [DH-2] | W | 4.0 | 4 | 2 | 1 | 1 | 7 |
| Arkansas State | -- | 3.0 | 5 | 2 | 2 | 1 | 2 |

BULLPEN GAME-BY-GAME

| Opponent | W-L | IP | H | R | ER | BB | SO |
|---------------------|-----|-----|----|----|----|----|----|
| WSU [DH-1] | W | 5.0 | 5 | 2 | 1 | 0 | 3 |
| WSU [DH-2] | -- | 2.0 | 3 | 1 | 1 | 0 | 1 |
| WSU | W | 4.0 | 4 | 0 | 0 | 0 | 3 |
| WSU | -- | 2.0 | 2 | 1 | 1 | 1 | 1 |
| Kansas State | L | 3.1 | 3 | 1 | 1 | 0 | 1 |
| vs. #22 TCU | W | 4.0 | 2 | 0 | 0 | 3 | 1 |
| vs. Michigan | W | 7.0 | 9 | 5 | 3 | 5 | 7 |
| Grambling | -- | 4.0 | 3 | 3 | 2 | 1 | 5 |
| Charlotte | W | 6.0 | 5 | 1 | 1 | 0 | 9 |
| Charlotte | W | 3.2 | 3 | 2 | 2 | 2 | 7 |
| Charlotte | -- | 2.2 | 2 | 2 | 2 | 0 | 5 |
| ULM | -- | 4.0 | 5 | 1 | 1 | 1 | 6 |
| ULM | -- | 3.0 | 0 | 0 | 0 | 0 | 4 |
| Portland | -- | 1.2 | 4 | 1 | 1 | 0 | 1 |
| Portland | -- | 1.0 | 1 | 0 | 0 | 0 | 1 |
| Portland | -- | 4.0 | 2 | 0 | 0 | 0 | 2 |
| UCA | -- | 6.0 | 6 | 2 | 2 | 3 | 10 |
| at #13 Ole Miss * | -- | 5.0 | 4 | 3 | 3 | 3 | 5 |
| at #13 Ole Miss * | W | 5.0 | 3 | 1 | 1 | 0 | 10 |
| at #13 Ole Miss * | W | 6.2 | 6 | 5 | 5 | 6 | 8 |
| Oral Roberts | W | 5.0 | 6 | 1 | 1 | 2 | 3 |
| Oral Roberts | -- | 5.0 | 1 | 0 | 0 | 1 | 3 |
| South Carolina * | -- | -- | -- | -- | -- | -- | -- |
| South Carolina * | W | 7.1 | 5 | 0 | 0 | 0 | 5 |
| South Carolina * | W | 4.0 | 5 | 2 | 2 | 1 | 3 |
| Missouri State | L | 7.0 | 12 | 11 | 9 | 3 | 13 |
| at #14 Vanderbilt * | -- | 1.1 | 0 | 0 | 0 | 1 | 1 |
| at #14 Vanderbilt * | W | 4.1 | 3 | 2 | 2 | 2 | 5 |
| at #14 Vanderbilt * | W | 4.0 | 2 | 0 | 0 | 1 | 7 |
| vs. Grambling | -- | 5.0 | 5 | 3 | 3 | 2 | 7 |
| Missouri * | -- | 2.0 | 0 | 0 | 0 | 0 | 4 |
| Missouri * [DH-1] | -- | 3.0 | 1 | 0 | 0 | 0 | 4 |
| Missouri * [DH-2] | -- | 3.0 | 0 | 0 | 0 | 1 | 5 |
| Arkansas State | W | 6.0 | 2 | 1 | 1 | 2 | 5 |

STARTING PITCHER GAME-BY-GAME

| Date / Opponent | Starting Pitcher |
|------------------------------|-------------------------|
| Feb. 14 / WSU [DH-1] | RHP Gabe Gaeckle |
| Feb. 14 / WSU [DH-2] | LHP Zach Root |
| Feb. 15 / WSU | RHP Gage Wood |
| Feb. 17 / WSU | LHP Landon Beidelschies |
| Feb. 21 / Kansas State | RHP Gabe Gaeckle |
| Feb. 22 / #22 TCU | LHP Zach Root |
| Feb. 23 / Michigan | RHP Gage Wood |
| Feb. 25 / Grambling | RHP Ben Bybee |
| Feb. 28 / Charlotte | RHP Gabe Gaeckle |
| March 1 / Charlotte | LHP Zach Root |
| March 2 / Charlotte | LHP Landon Beidelschies |
| March 4 / ULM | LHP Colin Fisher |
| March 5 / ULM | RHP Ben Bybee |
| March 7 / Portland | RHP Gabe Gaeckle |
| March 8 / Portland | LHP Zach Root |
| March 9 / Portland | LHP Landon Beidelschies |
| March 11 / UCA | LHP Colin Fisher |
| March 14 / at #13 Ole Miss * | RHP Zach Root |
| March 15 / at #13 Ole Miss * | RHP Gabe Gaeckle |
| March 16 / at #13 Ole Miss * | LHP Landon Beidelschies |
| March 18 / Oral Roberts | RHP Ben Bybee |
| March 19 / Oral Roberts | LHP Colin Fisher |
| March 21 / S Carolina * | LHP Zach Root |
| March 22 / S Carolina * | RHP Gabe Gaeckle |
| March 23 / S Carolina * | LHP Landon Beidelschies |
| March 25 / Missouri St. | LHP Colin Fisher |
| March 28 / at #14 Vandy * | LHP Zach Root |
| March 29 / at #14 Vandy * | RHP Gabe Gaeckle |
| March 30 / at #14 Vandy * | LHP Landon Beidelschies |
| April 1 / vs. Grambling | RHP Tate McGuire |
| April 5 / Missouri * | LHP Zach Root |
| April 6 / Missouri * [DH-1] | RHP Gabe Gaeckle |
| April 6 / Missouri * [DH-2] | LHP Landon Beidelschies |
| April 8 / Arkansas State | RHP Tate McGuire |



STARTER STATISTICS

| Player | era | w-l | app | gs | cg | sho | sv | ip | h | r | er | bb | so | 2b | 3b | hr | b/avg | wp | hp | bk | sfa | sha |
|-----------------------|------|------|-----|----|----|-----|----|-------|-----|----|----|----|-----|----|----|----|-------|----|----|----|-----|-----|
| 38 Colin Fisher | 2.45 | 3-0 | 4 | 4 | 0 | 0/1 | 0 | 11.0 | 4 | 3 | 3 | 4 | 19 | 3 | 0 | 0 | .108 | 2 | 1 | 0 | 0 | 0 |
| 14 Gage Wood | 2.57 | 0-0 | 2 | 2 | 0 | 0/0 | 0 | 7.0 | 4 | 3 | 2 | 1 | 13 | 1 | 1 | 0 | .160 | 1 | 1 | 0 | 1 | 0 |
| 40 Ben Bybee | 3.27 | 2-0 | 3 | 3 | 0 | 0/0 | 0 | 11.0 | 7 | 4 | 4 | 3 | 9 | 0 | 0 | 1 | .179 | 0 | 0 | 0 | 0 | 0 |
| 33 Zach Root | 3.48 | 5-1 | 8 | 8 | 1 | 0/2 | 0 | 44.0 | 34 | 17 | 17 | 14 | 60 | 15 | 0 | 2 | .209 | 3 | 5 | 1 | 1 | 1 |
| 26 Tate McGuire | 3.86 | 1-0 | 2 | 2 | 0 | 0/0 | 0 | 7.0 | 6 | 3 | 3 | 3 | 6 | 3 | 0 | 0 | .240 | 1 | 2 | 0 | 1 | 0 |
| 35 Landon Beidelschie | 4.13 | 3-0 | 7 | 7 | 0 | 0/0 | 0 | 32.2 | 35 | 16 | 15 | 9 | 36 | 7 | 0 | 7 | .285 | 1 | 4 | 0 | 0 | 4 |
| 20 Gabe Gaeckle | 5.77 | 2-0 | 8 | 8 | 0 | 0/0 | 0 | 34.1 | 32 | 24 | 22 | 17 | 40 | 6 | 2 | 1 | .242 | 7 | 4 | 0 | 0 | 2 |
| Totals | 4.04 | 16-1 | 34 | 34 | 1 | 3/3 | 0 | 147.0 | 122 | 70 | 66 | 51 | 183 | 35 | 3 | 11 | .224 | 15 | 17 | 1 | 3 | 7 |

TEAM RECORD PER STARTER

| Pitcher (Total Starts) | Record |
|-------------------------|--------|
| Landon Beidelschies (7) | 7-0 |
| Ben Bybee (3) | 3-0 |
| Tate McGuire (2) | 2-0 |
| Gage Wood (2) | 2-0 |
| Gabe Gaeckle (8) | 7-1 |
| Zach Root (8) | 7-1 |
| Colin Fisher (4) | 3-1 |

QUALITY STARTS

| Pitcher (Total Starts) | QS | Record |
|-------------------------|----|--------|
| Zach Root (8) | 3 | 3-0 |
| Landon Beidelschies (7) | 1 | 1-0 |
| Ben Bybee (3) | 0 | 0-0 |
| Colin Fisher (4) | 0 | 0-0 |
| Gabe Gaeckle (8) | 0 | 0-0 |
| Tate McGuire (2) | 0 | 0-0 |
| Gage Wood (2) | 0 | 0-0 |

RUN SUPPORT

| Pitcher (Total Starts) | Runs | Per Start |
|-------------------------|------|-----------|
| Colin Fisher (4) | 52 | 13.0 |
| Ben Bybee (3) | 33 | 11.0 |
| Zach Root (8) | 82 | 10.3 |
| Gabe Gaeckle (8) | 80 | 10.0 |
| Landon Beidelschies (7) | 67 | 9.6 |
| Tate McGuire (2) | 14 | 7.0 |
| Gage Wood (2) | 13 | 6.5 |

RELIEVER STATISTICS

| Player | era | w-l | app | gs | cg | sho | sv | ip | h | r | er | bb | so | 2b | 3b | hr | b/avg | wp | hp | bk | sfa | sha |
|-----------------------|-------|------|-----|----|----|-----|----|-------|-----|-----|-----|-----|-----|----|----|----|-------|----|----|----|-----|-----|
| 35 Landon Beidelschie | 0.00 | 1-0 | 1 | 0 | 0 | 0/0 | 0 | 2.2 | 1 | 0 | 0 | 1 | 0 | 0 | 0 | 0 | .143 | 0 | 0 | 0 | 0 | 0 |
| 36 Parker Coil | 0.60 | 2-0 | 10 | 0 | 0 | 0/0 | 0 | 15.0 | 14 | 3 | 1 | 2 | 15 | 2 | 0 | 1 | .237 | 0 | 1 | 0 | 1 | 0 |
| 16 Aiden Jimenez | 1.42 | 3-0 | 10 | 0 | 0 | 0/1 | 1 | 19.0 | 15 | 3 | 3 | 2 | 22 | 2 | 0 | 0 | .227 | 1 | 1 | 0 | 1 | 0 |
| 31 Dylan Carter | 2.60 | 4-0 | 13 | 0 | 0 | 0/2 | 0 | 17.1 | 16 | 5 | 5 | 6 | 19 | 4 | 0 | 1 | .258 | 6 | 3 | 0 | 1 | 1 |
| 44 Carson Wiggins | 2.70 | 1-0 | 10 | 0 | 0 | 0/0 | 3 | 10.0 | 4 | 3 | 3 | 7 | 13 | 1 | 0 | 0 | .118 | 4 | 0 | 0 | 0 | 0 |
| 40 Ben Bybee | 2.84 | 1-0 | 7 | 0 | 0 | 0/0 | 0 | 12.2 | 12 | 5 | 4 | 3 | 14 | 2 | 0 | 1 | .261 | 0 | 1 | 1 | 1 | 0 |
| 41 Will McEntire | 3.60 | 1-0 | 10 | 0 | 0 | 0/0 | 1 | 15.0 | 11 | 7 | 6 | 2 | 16 | 2 | 0 | 4 | .200 | 1 | 1 | 0 | 0 | 1 |
| 13 Steele Eaves | 3.86 | 0-0 | 4 | 0 | 0 | 0/1 | 0 | 4.2 | 6 | 2 | 2 | 1 | 6 | 0 | 0 | 0 | .300 | 1 | 2 | 0 | 0 | 0 |
| 26 Tate McGuire | 3.97 | 0-2 | 8 | 0 | 0 | 0/1 | 1 | 11.1 | 8 | 5 | 5 | 3 | 9 | 2 | 0 | 2 | .195 | 0 | 0 | 0 | 0 | 0 |
| 29 Cole Gibler | 4.05 | 1-0 | 9 | 0 | 0 | 0/0 | 1 | 13.1 | 11 | 6 | 6 | 6 | 28 | 1 | 0 | 1 | .220 | 1 | 3 | 0 | 0 | 0 |
| 46 Christian Foutch | 4.70 | 1-0 | 9 | 0 | 0 | 0/0 | 3 | 7.2 | 6 | 5 | 4 | 4 | 6 | 1 | 0 | 0 | .222 | 1 | 6 | 0 | 0 | 1 |
| 38 Colin Fisher | 6.48 | 0-0 | 7 | 0 | 0 | 0/1 | 0 | 8.1 | 10 | 6 | 6 | 4 | 7 | 1 | 0 | 2 | .313 | 1 | 1 | 0 | 0 | 2 |
| Totals | 2.96 | 15-2 | 34 | 0 | 0 | 3/3 | 10 | 137.0 | 114 | 50 | 45 | 41 | 155 | 18 | 0 | 12 | .228 | 16 | 19 | 1 | 4 | 5 |
| Opponents | 12.20 | 2-13 | 34 | 0 | 0 | 0/0 | 1 | 141.2 | 224 | 214 | 192 | 130 | 148 | 42 | 3 | 44 | .357 | 25 | 29 | 4 | 11 | 9 |



||| GAME-BY-GAME BATTING ORDER

RECORD: 31-3 • HOME: 23-1 • AWAY: 5-1 • NEUTRAL: 3-1 • SEC: 11-1

| Date | Opponent | 1 | 2 | 3 | 4 | 5 | 6 | 7 | 8 | 9 |
|----------|-------------------------|------------|---------|---------|---------|---------|----------|----------|----------|------------|
| Feb. 14 | Washington State [DH-1] | Davalan | W. Aloy | Maxwell | Iredale | Souza | Peppi | Diggs | Helfrick | Thomas Jr. |
| Feb. 14 | Washington State [DH-2] | Davalan | W. Aloy | Peppi | Iredale | K. Aloy | Helfrick | Anderson | Kozeal | Thomas Jr. |
| Feb. 15 | Washington State | Davalan | W. Aloy | Maxwell | Iredale | Diggs | Peppi | Souza | Becker | Thomas Jr. |
| Feb. 17 | Washington State | Davalan | W. Aloy | Peppi | Iredale | K. Aloy | Helfrick | Boles | Kozeal | Thomas Jr. |
| Feb. 21 | vs. Kansas State | Davalan | W. Aloy | Iredale | K. Aloy | Peppi | Diggs | Helfrick | Souza | Thomas Jr. |
| Feb. 22 | vs. #22 TCU | Davalan | W. Aloy | Maxwell | Iredale | Kozeal | Diggs | Helfrick | Fraser | Thomas Jr. |
| Feb. 23 | vs. Michigan | Davalan | W. Aloy | Maxwell | Iredale | Kozeal | Diggs | Helfrick | Souza | Thomas Jr. |
| Feb. 25 | Grambling | Davalan | W. Aloy | Maxwell | Iredale | K. Aloy | Peppi | Souza | Helfrick | Thomas Jr. |
| Feb. 28 | Charlotte | Davalan | W. Aloy | Maxwell | Iredale | K. Aloy | Kozeal | Helfrick | Souza | Thomas Jr. |
| March 1 | Charlotte | Davalan | W. Aloy | Maxwell | Iredale | Diggs | Aloy | Kozeal | Souza | Helfrick |
| March 2 | Charlotte | Thomas Jr. | W. Aloy | Maxwell | Iredale | K. Aloy | Peppi | Boles | Fraser | Helfrick |
| March 4 | ULM | Davalan | W. Aloy | Maxwell | K. Aloy | Iredale | Diggs | Kozeal | Helfrick | Souza |
| March 5 | ULM | Davalan | W. Aloy | Iredale | K. Aloy | Diggs | Peppi | Souza | Becker | Thomas Jr. |
| March 7 | Portland | Davalan | W. Aloy | Maxwell | K. Aloy | Iredale | Kozeal | Souza | Helfrick | Thomas Jr. |
| March 8 | Portland | Davalan | W. Aloy | Kozeal | K. Aloy | Iredale | Diggs | Helfrick | Souza | Thomas Jr. |
| March 9 | Portland | Davalan | W. Aloy | K. Aloy | Iredale | Peppi | Boles | Helfrick | Souza | Thomas Jr. |
| March 11 | UCA | Davalan | W. Aloy | Maxwell | K. Aloy | Iredale | Kozeal | Diggs | Becker | Fraser |
| March 14 | at #13 Ole Miss * | Davalan | W. Aloy | Maxwell | K. Aloy | Iredale | Peppi | Helfrick | Souza | Thomas Jr. |
| March 15 | at #13 Ole Miss * | Davalan | W. Aloy | K. Aloy | Iredale | Maxwell | Peppi | Kozeal | Helfrick | Thomas Jr. |
| March 16 | at #13 Ole Miss * | Davalan | W. Aloy | K. Aloy | Maxwell | Iredale | Kozeal | Diggs | Helfrick | Souza |
| March 18 | Oral Roberts | Davalan | W. Aloy | K. Aloy | Maxwell | Iredale | Kozeal | Boles | Souza | Becker |
| March 19 | Oral Roberts | Davalan | W. Aloy | Maxwell | K. Aloy | Iredale | Kozeal | Diggs | Helfrick | Souza |
| March 21 | South Carolina * | Davalan | W. Aloy | Maxwell | K. Aloy | Iredale | Kozeal | Helfrick | Souza | Thomas Jr. |
| March 22 | South Carolina * | Davalan | W. Aloy | Maxwell | K. Aloy | Iredale | Kozeal | Helfrick | Souza | Thomas Jr. |
| March 23 | South Carolina * | Davalan | W. Aloy | Maxwell | K. Aloy | Iredale | Kozeal | Helfrick | Souza | Thomas Jr. |
| March 25 | Missouri State | Davalan | W. Aloy | Maxwell | K. Aloy | Kozeal | Diggs | Souza | Becker | Fraser |
| March 28 | at #14 Vanderbilt * | Davalan | W. Aloy | K. Aloy | Maxwell | Iredale | Kozeal | Helfrick | Souza | Thomas Jr. |
| March 29 | at #14 Vanderbilt * | Davalan | W. Aloy | Maxwell | K. Aloy | Iredale | Kozeal | Helfrick | Souza | Thomas Jr. |
| March 30 | at #14 Vanderbilt * | Davalan | W. Aloy | Maxwell | K. Aloy | Iredale | Kozeal | Helfrick | Souza | Thomas Jr. |
| April 1 | vs. Grambling | Davalan | W. Aloy | K. Aloy | Iredale | Boles | Becker | Anderson | Diggs | Fraser |
| April 5 | Missouri * | Davalan | W. Aloy | Maxwell | K. Aloy | Iredale | Kozeal | Helfrick | Souza | Thomas Jr. |
| April 6 | Missouri * [DH-1] | Davalan | W. Aloy | Maxwell | Iredale | Kozeal | K. Aloy | Helfrick | Souza | Thomas Jr. |
| April 6 | Missouri * [DH-2] | Davalan | W. Aloy | Kozeal | Iredale | K. Aloy | Souza | Boles | Helfrick | Thomas Jr. |
| April 8 | Arkansas State | Davalan | W. Aloy | Kozeal | Iredale | Boles | K. Aloy | Souza | Becker | Thomas Jr. |

GAME-BY-GAME DEFENSIVE LINEUP III



RECORD: 31-3 • **HOME:** 23-1 • **AWAY:** 5-1 • **NEUTRAL:** 3-1 • **SEC:** 11-1

| Date | Opponent | C | 1B | 2B | 3B | SS | LF | CF | RF | DH | SP |
|----------|-------------------------|----------|----------|--------|---------|---------|------------|------------|---------|---------|--------------|
| Feb. 14 | Washington State [DH-1] | Helfrick | Peppi | Souza | Iredale | W. Aloy | Thomas Jr. | Davalan | Diggs | Maxwell | Gaeckle |
| Feb. 14 | Washington State [DH-2] | Helfrick | Anderson | Kozeal | Iredale | W. Aloy | Thomas Jr. | Davalan | Peppi | K. Aloy | Root |
| Feb. 15 | Washington State | Becker | Peppi | Souza | Iredale | W. Aloy | Thomas Jr. | Davalan | Diggs | Maxwell | Wood |
| Feb. 17 | Washington State | Helfrick | Peppi | Kozeal | Iredale | W. Aloy | Thomas Jr. | Davalan | Boles | K. Aloy | Beidelschies |
| Feb. 21 | vs. Kansas State | Helfrick | Peppi | Souza | Iredale | W. Aloy | Davalan | Thomas Jr. | Diggs | K. Aloy | Gaeckle |
| Feb. 22 | vs. #22 TCU | Helfrick | Kozeal | Fraser | Iredale | W. Aloy | Davalan | Thomas Jr. | Diggs | Maxwell | Root |
| Feb. 23 | vs. Michigan | Helfrick | Kozeal | Souza | Iredale | W. Aloy | Davalan | Thomas Jr. | Diggs | Maxwell | Wood |
| Feb. 25 | Grambling | Helfrick | Peppi | Souza | Iredale | W. Aloy | Davalan | Thomas Jr. | Maxwell | K. Aloy | Bybee |
| Feb. 28 | Charlotte | Helfrick | Kozeal | Souza | Iredale | W. Aloy | Davalan | Thomas Jr. | Maxwell | K. Aloy | Gaeckle |
| March 1 | Charlotte | Helfrick | Kozeal | Souza | Iredale | W. Aloy | Maxwell | Davalan | Diggs | K. Aloy | Root |
| March 2 | Charlotte | Helfrick | Peppi | Fraser | Iredale | W. Aloy | Boles | Thomas Jr. | Maxwell | K. Aloy | Beidelschies |
| March 4 | ULM | Helfrick | Kozeal | Souza | Iredale | W. Aloy | Maxwell | Davalan | Diggs | K. Aloy | Fisher |
| March 5 | ULM | Becker | Peppi | Souza | Iredale | W. Aloy | Davalan | Thomas Jr. | Diggs | K. Aloy | Bybee |
| March 7 | Portland | Helfrick | Kozeal | Souza | Iredale | W. Aloy | Davalan | Thomas Jr. | Maxwell | K. Aloy | Gaeckle |
| March 8 | Portland | Helfrick | Kozeal | Souza | Iredale | W. Aloy | Davalan | Thomas Jr. | Diggs | K. Aloy | Root |
| March 9 | Portland | Helfrick | Peppi | Souza | Iredale | W. Aloy | Davalan | Thomas Jr. | Boles | K. Aloy | Beidelschies |
| March 11 | UCA | Becker | Kozeal | Fraser | Iredale | W. Aloy | Maxwell | Davalan | Diggs | K. Aloy | Fisher |
| March 14 | at #13 Ole Miss * | Helfrick | Peppi | Souza | Iredale | W. Aloy | Davalan | Thomas Jr. | Maxwell | K. Aloy | Root |
| March 15 | at #13 Ole Miss * | Helfrick | Peppi | Kozeal | Iredale | W. Aloy | Davalan | Thomas Jr. | Maxwell | K. Aloy | Gaeckle |
| March 16 | at #13 Ole Miss * | Helfrick | Kozeal | Souza | Iredale | W. Aloy | Maxwell | Davalan | Diggs | K. Aloy | Beidelschies |
| March 18 | Oral Roberts | Becker | Kozeal | Souza | Iredale | W. Aloy | Boles | Davalan | Maxwell | K. Aloy | Bybee |
| March 19 | Oral Roberts | Helfrick | Kozeal | Souza | Iredale | W. Aloy | Maxwell | Davalan | Diggs | K. Aloy | Fisher |
| March 21 | South Carolina * | Helfrick | Kozeal | Souza | Iredale | W. Aloy | Davalan | Thomas Jr. | Maxwell | K. Aloy | Root |
| March 22 | South Carolina * | Helfrick | Kozeal | Souza | Iredale | W. Aloy | Davalan | Thomas Jr. | Maxwell | K. Aloy | Gaeckle |
| March 23 | South Carolina * | Helfrick | Kozeal | Souza | Iredale | W. Aloy | Davalan | Thomas Jr. | Maxwell | K. Aloy | Root |
| March 25 | Missouri State | Becker | Kozeal | Souza | Fraser | W. Aloy | Maxwell | Davalan | Diggs | K. Aloy | Fisher |
| March 28 | at #14 Vanderbilt * | Helfrick | Kozeal | Souza | Iredale | W. Aloy | Davalan | Thomas Jr. | Maxwell | K. Aloy | Root |
| March 29 | at #14 Vanderbilt * | Helfrick | Kozeal | Souza | Iredale | W. Aloy | Davalan | Thomas Jr. | Maxwell | K. Aloy | Gaeckle |
| March 30 | at #14 Vanderbilt * | Helfrick | Kozeal | Souza | Iredale | W. Aloy | Davalan | Thomas Jr. | Maxwell | K. Aloy | Beidelschies |
| April 1 | vs. Grambling | Becker | Anderson | Fraser | Iredale | W. Aloy | Boles | Davalan | Diggs | K. Aloy | McGuire |
| April 5 | Missouri * | Helfrick | Kozeal | Souza | Iredale | W. Aloy | Davalan | Thomas Jr. | Maxwell | K. Aloy | Root |
| April 6 | Missouri * [DH-1] | Helfrick | Kozeal | Souza | Iredale | W. Aloy | Davalan | Thomas Jr. | Maxwell | K. Aloy | Gaeckle |
| April 6 | Missouri * [DH-2] | Helfrick | Kozeal | Souza | Iredale | W. Aloy | Davalan | Thomas Jr. | Boles | K. Aloy | Beidelschies |
| April 8 | Arkansas State | Becker | Kozeal | Souza | Iredale | W. Aloy | Davalan | Thomas Jr. | Boles | K. Aloy | McGuire |



||| GAME-BY-GAME HITTING

RECORD: 31-3 • HOME: 23-1 • AWAY: 5-1 • NEUTRAL: 3-1 • SEC: 11-1

| Date | Opponent | AB | R | H | RBI | 2B | 3B | HR | BB | IBB | SB | CS | HBP | SAC | SF | GDP | K | PO | A | E | Avg |
|---------------|-------------------------|-------------|------------|------------|------------|-----------|----------|-----------|------------|----------|-----------|-----------|-----------|-----------|-----------|-----------|------------|------------|------------|-----------|-------------|
| Feb. 14 | Washington State [DH-1] | 32 | 3 | 6 | 2 | 0 | 0 | 0 | 6 | 1 | 3 | 1 | 0 | 0 | 2 | 1 | 9 | 30 | 9 | 2 | .188 |
| Feb. 14 | Washington State [DH-2] | 30 | 14 | 13 | 14 | 6 | 1 | 1 | 8 | 0 | 1 | 0 | 3 | 0 | 0 | 1 | 5 | 21 | 7 | 0 | .306 |
| Feb. 15 | Washington State | 31 | 5 | 9 | 5 | 4 | 0 | 3 | 3 | 0 | 0 | 2 | 1 | 0 | 0 | 0 | 8 | 27 | 7 | 0 | .301 |
| Feb. 17 | Washington State | 28 | 12 | 10 | 10 | 2 | 0 | 1 | 11 | 0 | 1 | 1 | 2 | 0 | 0 | 0 | 6 | 21 | 13 | 0 | .314 |
| Feb. 21 | vs. Kansas State | 33 | 2 | 7 | 2 | 2 | 0 | 2 | 2 | 0 | 0 | 0 | 1 | 0 | 0 | 0 | 11 | 27 | 14 | 0 | .292 |
| Feb. 22 | vs. #22 TCU | 29 | 2 | 3 | 2 | 1 | 0 | 0 | 3 | 0 | 1 | 0 | 1 | 1 | 0 | 0 | 7 | 27 | 9 | 2 | .262 |
| Feb. 23 | vs. Michigan | 33 | 8 | 10 | 7 | 3 | 0 | 1 | 8 | 0 | 0 | 1 | 2 | 0 | 0 | 1 | 7 | 27 | 6 | 2 | .269 |
| Feb. 25 | Grambling | 29 | 14 | 14 | 13 | 2 | 0 | 2 | 10 | 0 | 1 | 0 | 3 | 0 | 2 | 0 | 3 | 21 | 11 | 0 | .294 |
| Feb. 28 | Charlotte | 36 | 11 | 11 | 11 | 3 | 0 | 2 | 4 | 0 | 0 | 0 | 2 | 0 | 0 | 0 | 9 | 27 | 9 | 0 | .295 |
| March 1 | Charlotte | 33 | 8 | 10 | 8 | 3 | 0 | 2 | 4 | 0 | 0 | 0 | 1 | 1 | 0 | 0 | 7 | 27 | 6 | 0 | .296 |
| March 2 | Charlotte | 34 | 4 | 13 | 3 | 2 | 0 | 0 | 3 | 0 | 0 | 2 | 0 | 1 | 1 | 0 | 8 | 27 | 6 | 0 | .305 |
| March 4 | ULM | 33 | 14 | 15 | 12 | 2 | 0 | 4 | 4 | 1 | 0 | 0 | 2 | 0 | 1 | 1 | 6 | 21 | 5 | 0 | .318 |
| March 5 | ULM | 28 | 15 | 9 | 14 | 2 | 0 | 4 | 13 | 0 | 1 | 0 | 2 | 0 | 0 | 1 | 2 | 21 | 6 | 0 | .318 |
| March 7 | Portland | 31 | 20 | 13 | 19 | 2 | 1 | 5 | 6 | 0 | 2 | 0 | 3 | 0 | 0 | 0 | 7 | 21 | 8 | 0 | .325 |
| March 8 | Portland | 29 | 10 | 10 | 10 | 2 | 0 | 4 | 2 | 0 | 2 | 1 | 1 | 1 | 0 | 0 | 4 | 21 | 5 | 0 | .326 |
| March 9 | Portland | 31 | 5 | 7 | 5 | 0 | 0 | 2 | 3 | 0 | 1 | 0 | 0 | 0 | 0 | 0 | 8 | 27 | 10 | 0 | .320 |
| March 11 | UCA | 31 | 9 | 6 | 9 | 0 | 0 | 3 | 7 | 0 | 1 | 0 | 2 | 0 | 0 | 1 | 9 | 27 | 7 | 0 | .313 |
| March 14 | at #13 Ole Miss * | 36 | 6 | 10 | 6 | 1 | 0 | 2 | 2 | 0 | 0 | 0 | 1 | 0 | 1 | 1 | 14 | 24 | 5 | 1 | .310 |
| March 15 | at #13 Ole Miss * | 40 | 12 | 15 | 11 | 1 | 0 | 5 | 2 | 0 | 0 | 0 | 2 | 1 | 2 | 0 | 13 | 27 | 8 | 1 | .315 |
| March 16 | at #13 Ole Miss * | 44 | 12 | 16 | 12 | 2 | 0 | 2 | 4 | 1 | 1 | 0 | 0 | 0 | 0 | 1 | 9 | 27 | 6 | 1 | .318 |
| March 18 | Oral Roberts | 28 | 4 | 8 | 3 | 0 | 0 | 0 | 7 | 0 | 1 | 0 | 3 | 0 | 1 | 3 | 2 | 27 | 7 | 0 | .317 |
| March 19 | Oral Roberts | 32 | 16 | 14 | 15 | 2 | 1 | 2 | 8 | 0 | 2 | 2 | 2 | 0 | 0 | 0 | 3 | 21 | 7 | 1 | .322 |
| March 21 | South Carolina * | 33 | 12 | 15 | 10 | 4 | 0 | 2 | 4 | 0 | 0 | 0 | 1 | 0 | 0 | 0 | 9 | 21 | 6 | 0 | .328 |
| March 22 | South Carolina * | 36 | 12 | 13 | 11 | 2 | 0 | 2 | 4 | 0 | 0 | 0 | 4 | 0 | 1 | 0 | 9 | 27 | 10 | 0 | .329 |
| March 23 | South Carolina * | 33 | 11 | 13 | 11 | 0 | 0 | 5 | 7 | 2 | 0 | 0 | 1 | 2 | 1 | 0 | 5 | 27 | 14 | 0 | .332 |
| March 25 | Missouri State | 44 | 13 | 16 | 13 | 5 | 0 | 1 | 4 | 1 | 1 | 0 | 2 | 1 | 0 | 1 | 13 | 30 | 7 | 2 | .334 |
| March 28 | at #14 Vanderbilt * | 35 | 9 | 9 | 9 | 2 | 1 | 3 | 9 | 0 | 1 | 0 | 0 | 0 | 0 | 1 | 10 | 27 | 9 | 0 | .331 |
| March 29 | at #14 Vanderbilt * | 39 | 6 | 9 | 6 | 0 | 0 | 2 | 3 | 0 | 1 | 0 | 1 | 2 | 0 | 1 | 8 | 30 | 8 | 1 | .327 |
| March 30 | at #14 Vanderbilt * | 35 | 7 | 9 | 6 | 2 | 0 | 3 | 3 | 0 | 1 | 0 | 0 | 0 | 0 | 0 | 12 | 27 | 7 | 0 | .324 |
| April 1 | vs. Grambling | 29 | 7 | 7 | 6 | 0 | 1 | 0 | 6 | 0 | 2 | 0 | 3 | 1 | 1 | 0 | 8 | 27 | 11 | 2 | .322 |
| April 5 | Missouri * | 33 | 21 | 14 | 20 | 2 | 0 | 2 | 14 | 0 | 1 | 0 | 4 | 0 | 0 | 0 | 10 | 21 | 4 | 0 | .325 |
| April 6 | Missouri * [DH-1] | 33 | 14 | 16 | 14 | 3 | 0 | 2 | 6 | 0 | 0 | 0 | 2 | 0 | 1 | 0 | 9 | 21 | 7 | 2 | .330 |
| April 6 | Missouri * [DH-2] | 32 | 16 | 16 | 16 | 4 | 0 | 3 | 9 | 0 | 1 | 0 | 0 | 0 | 1 | 1 | 4 | 21 | 6 | 0 | .335 |
| April 8 | Arkansas State | 33 | 7 | 11 | 7 | 2 | 0 | 2 | 5 | 0 | 3 | 2 | 0 | 0 | 0 | 0 | 13 | 27 | 11 | 1 | .335 |
| Totals | | 1126 | 341 | 377 | 322 | 68 | 5 | 74 | 194 | 6 | 29 | 11 | 52 | 11 | 15 | 15 | 267 | 852 | 271 | 18 | .335 |



RECORD: 31-3 • HOME: 23-1 • AWAY: 5-1 • NEUTRAL: 3-1 • SEC: 11-1

| Date | Opponent | IP | H | R | ER | BB | SO | 2B | 3B | HR | WP | BK | HBP | DP | IBB | Score | W | L | SV | ERA |
|----------|-------------------------|--------------|------------|------------|------------|-----------|------------|-----------|----------|-----------|-----------|----------|-----------|-----------|----------|----------------|-----------|----------|-----------|-------------|
| Feb. 14 | Washington State [DH-1] | 10.0 | 6 | 2 | 1 | 1 | 10 | 0 | 0 | 1 | 1 | 0 | 1 | 2 | 0 | 3-2 | 1 | 0 | 0 | 0.90 |
| Feb. 14 | Washington State [DH-2] | 7.0 | 5 | 2 | 2 | 1 | 9 | 1 | 0 | 0 | 0 | 0 | 1 | 2 | 0 | 14-2 | 2 | 0 | 0 | 1.59 |
| Feb. 15 | Washington State | 9.0 | 6 | 2 | 2 | 1 | 10 | 3 | 1 | 0 | 2 | 0 | 0 | 0 | 0 | 5-2 | 3 | 0 | 1 | 1.73 |
| Feb. 17 | Washington State | 7.0 | 6 | 2 | 2 | 2 | 8 | 2 | 0 | 0 | 0 | 0 | 0 | 1 | 0 | 12-2 | 4 | 0 | 1 | 1.91 |
| Feb. 21 | vs. Kansas State | 9.0 | 8 | 3 | 3 | 4 | 3 | 2 | 0 | 0 | 1 | 0 | 0 | 2 | 0 | 2-3 | 4 | 1 | 1 | 2.14 |
| Feb. 22 | vs. #22 TCU | 9.0 | 4 | 1 | 1 | 5 | 11 | 0 | 0 | 0 | 1 | 0 | 1 | 2 | 0 | 2-1 | 5 | 1 | 2 | 1.94 |
| Feb. 23 | vs. Michigan | 9.0 | 11 | 6 | 3 | 5 | 13 | 1 | 0 | 2 | 3 | 0 | 2 | 2 | 0 | 8-6 | 6 | 1 | 3 | 2.10 |
| Feb. 25 | Grambling | 7.0 | 4 | 3 | 3 | 3 | 7 | 1 | 0 | 0 | 1 | 0 | 1 | 1 | 0 | 14-3 | 7 | 1 | 3 | 2.28 |
| Feb. 28 | Charlotte | 9.0 | 15 | 10 | 10 | 1 | 12 | 5 | 1 | 2 | 3 | 0 | 3 | 0 | 0 | 11-10 | 8 | 1 | 4 | 3.20 |
| March 1 | Charlotte | 9.0 | 8 | 5 | 5 | 4 | 15 | 3 | 0 | 1 | 0 | 0 | 1 | 1 | 0 | 8-5 | 9 | 1 | 5 | 3.39 |
| March 2 | Charlotte | 9.0 | 6 | 3 | 3 | 1 | 12 | 0 | 0 | 1 | 1 | 0 | 1 | 0 | 0 | 4-3 | 10 | 1 | 5 | 3.35 |
| March 4 | ULM | 7.0 | 6 | 1 | 1 | 2 | 12 | 1 | 0 | 0 | 2 | 0 | 0 | 1 | 0 | 14-1 | 11 | 1 | 5 | 3.21 |
| March 5 | ULM | 7.0 | 5 | 3 | 3 | 1 | 6 | 0 | 0 | 1 | 0 | 0 | 0 | 0 | 0 | 15-3 | 12 | 1 | 5 | 3.25 |
| March 7 | Portland | 7.0 | 6 | 3 | 3 | 3 | 8 | 0 | 1 | 0 | 1 | 0 | 2 | 0 | 0 | 20-3 | 13 | 1 | 5 | 3.29 |
| March 8 | Portland | 7.0 | 4 | 0 | 0 | 1 | 11 | 1 | 0 | 0 | 0 | 0 | 0 | 0 | 0 | 10-0 | 14 | 1 | 5 | 3.10 |
| March 9 | Portland | 9.0 | 10 | 3 | 3 | 0 | 8 | 2 | 0 | 1 | 2 | 0 | 1 | 1 | 0 | 5-3 | 15 | 1 | 6 | 3.09 |
| March 11 | UCA | 9.0 | 7 | 2 | 2 | 3 | 13 | 1 | 0 | 0 | 0 | 1 | 3 | 1 | 0 | 9-2 | 16 | 1 | 6 | 3.02 |
| March 14 | at #13 Ole Miss * | 8.0 | 14 | 10 | 10 | 5 | 8 | 6 | 0 | 2 | 0 | 0 | 2 | 0 | 0 | 6-10 | 16 | 2 | 6 | 3.47 |
| March 15 | at #13 Ole Miss * | 9.0 | 4 | 3 | 3 | 3 | 18 | 1 | 0 | 1 | 2 | 0 | 1 | 1 | 0 | 12-3 | 17 | 2 | 7 | 3.44 |
| March 16 | at #13 Ole Miss * | 9.0 | 10 | 9 | 9 | 8 | 10 | 2 | 0 | 4 | 0 | 0 | 2 | 0 | 0 | 12-9 | 18 | 2 | 7 | 3.74 |
| March 18 | Oral Roberts | 9.0 | 7 | 1 | 1 | 2 | 8 | 0 | 0 | 0 | 1 | 0 | 0 | 0 | 0 | 4-1 | 19 | 2 | 8 | 3.60 |
| March 19 | Oral Roberts | 7.0 | 1 | 0 | 0 | 1 | 7 | 0 | 0 | 0 | 1 | 0 | 2 | 1 | 0 | 16-0 | 20 | 2 | 8 | 3.46 |
| March 21 | South Carolina * | 7.0 | 6 | 2 | 2 | 1 | 7 | 3 | 0 | 0 | 1 | 0 | 0 | 0 | 0 | 12-2 | 21 | 2 | 8 | 3.43 |
| March 22 | South Carolina * | 9.0 | 7 | 3 | 3 | 3 | 5 | 0 | 0 | 0 | 1 | 0 | 2 | 3 | 0 | 12-3 | 22 | 2 | 9 | 3.41 |
| March 23 | South Carolina * | 9.0 | 10 | 4 | 4 | 3 | 6 | 2 | 0 | 2 | 0 | 0 | 2 | 2 | 0 | 11-4 | 23 | 2 | 9 | 3.43 |
| March 25 | Missouri State | 10.0 | 14 | 14 | 12 | 6 | 19 | 3 | 0 | 4 | 2 | 0 | 0 | 0 | 0 | 13-14 | 23 | 3 | 9 | 3.77 |
| March 28 | at #14 Vanderbilt * | 9.0 | 3 | 0 | 0 | 4 | 8 | 1 | 0 | 0 | 1 | 0 | 0 | 1 | 0 | 9-0 | 24 | 3 | 9 | 3.62 |
| March 29 | at #14 Vanderbilt * | 10.0 | 9 | 4 | 4 | 2 | 12 | 1 | 0 | 0 | 2 | 0 | 0 | 0 | 0 | 6-4 | 25 | 3 | 9 | 3.62 |
| March 30 | at #14 Vanderbilt * | 9.0 | 8 | 3 | 3 | 3 | 11 | 2 | 0 | 1 | 0 | 0 | 2 | 1 | 0 | 7-3 | 26 | 3 | 9 | 3.60 |
| April 1 | vs. Grambling | 9.0 | 6 | 4 | 4 | 4 | 11 | 2 | 0 | 0 | 1 | 0 | 3 | 0 | 0 | 7-4 | 27 | 3 | 10 | 3.61 |
| April 5 | Missouri * | 7.0 | 3 | 3 | 3 | 2 | 11 | 3 | 0 | 0 | 0 | 1 | 1 | 0 | 0 | 21-3 | 28 | 3 | 10 | 3.62 |
| April 6 | Missouri * [DH-1] | 7.0 | 6 | 4 | 2 | 2 | 10 | 0 | 0 | 0 | 0 | 0 | 0 | 0 | 0 | 14-4 | 29 | 3 | 10 | 3.59 |
| April 6 | Missouri * [DH-2] | 7.0 | 4 | 2 | 1 | 2 | 12 | 2 | 0 | 0 | 0 | 0 | 2 | 1 | 0 | 16-2 | 30 | 3 | 10 | 3.53 |
| April 8 | Arkansas State | 9.0 | 7 | 3 | 3 | 3 | 7 | 2 | 0 | 0 | 1 | 0 | 0 | 0 | 0 | 7-3 | 31 | 3 | 10 | 3.52 |
| | Totals | 284.0 | 236 | 120 | 111 | 92 | 338 | 53 | 3 | 23 | 31 | 2 | 36 | 26 | 0 | 341-120 | 31 | 3 | 10 | 3.52 |



1 ROCCO PEPPI

SEASON HIGHS

| Category | High | Opponent (Last) | Date |
|--------------|------|----------------------|---------|
| Hits | 2 | 3x (at #13 Ole Miss) | 3/16/25 |
| Runs | 2 | 2x (ULM) | 3/5/25 |
| Doubles | 1 | 2x (Charlotte) | 2/28/25 |
| Triples | -- | -- | -- |
| Home Runs | -- | -- | -- |
| RBI | 4 | Grambling | 2/25/25 |
| Walks | 2 | 2x (ULM) | 3/5/25 |
| Stolen Bases | -- | -- | -- |

CAREER HIGHS

| Category | High | Opponent (Last) | Date |
|--------------|------|--------------------------|---------|
| Hits | 4 | 3x (at Washington State) | 4/28/24 |
| Runs | 4 | 3x (at New Mexico) | 4/13/24 |
| Doubles | 2 | 2x (at Sacramento State) | 3/12/24 |
| Triples | -- | -- | -- |
| Home Runs | 2 | 2x (San Jose State) | 4/20/24 |
| RBI | 5 | Gonzaga | 3/12/22 |
| Walks | 2 | 8x (ULM) | 3/5/25 |
| Stolen Bases | 1 | 3x (at Washington State) | 4/28/24 |



3 NOLAN SOUZA

SEASON HIGHS

| Category | High | Opponent (Last) | Date |
|--------------|------|------------------------|---------|
| Hits | 3 | Missouri State | 3/25/25 |
| Runs | 3 | Oral Roberts | 3/19/25 |
| Doubles | 1 | 4x (at #14 Vanderbilt) | 3/30/25 |
| Triples | -- | -- | -- |
| Home Runs | 1 | 4x (Oral Roberts) | 3/19/25 |
| RBI | 3 | 3x (Missouri) | 4/5/25 |
| Walks | 3 | South Carolina | 3/23/25 |
| Stolen Bases | 3 | Arkansas State | 4/8/25 |

CAREER HIGHS

| Category | High | Opponent (Last) | Date |
|--------------|------|-------------------------|---------|
| Hits | 3 | 4x (Missouri State) | 3/25/25 |
| Runs | 3 | Oral Roberts | 3/19/25 |
| Doubles | 1 | 11x (at #14 Vanderbilt) | 3/30/25 |
| Triples | -- | -- | -- |
| Home Runs | 2 | Missouri | 3/15/24 |
| RBI | 5 | Ole Miss | 4/6/24 |
| Walks | 3 | 2x (South Carolina) | 3/23/25 |
| Stolen Bases | 3 | Arkansas State | 4/8/25 |



4 JUSTIN THOMAS JR.

SEASON HIGHS

| Category | High | Opponent (Last) | Date |
|--------------|------|------------------------|---------|
| Hits | 2 | 3x (Missouri) | 4/5/25 |
| Runs | 3 | Washington State | 2/17/25 |
| Doubles | 1 | 4x (at #14 Vanderbilt) | 3/30/25 |
| Triples | -- | -- | -- |
| Home Runs | 1 | 4x (at #14 Vanderbilt) | 3/29/25 |
| RBI | 4 | Missouri | 4/5/25 |
| Walks | 3 | Washington State | 2/17/25 |
| Stolen Bases | 1 | 4x (Missouri State) | 3/25/25 |

CAREER HIGHS

| Category | High | Opponent (Last) | Date |
|--------------|------|------------------------|---------|
| Hits | 2 | 3x (Missouri) | 4/5/25 |
| Runs | 3 | Washington State | 2/17/25 |
| Doubles | 1 | 5x (at #14 Vanderbilt) | 3/30/25 |
| Triples | -- | -- | -- |
| Home Runs | 1 | 5x (at #14 Vanderbilt) | 3/29/25 |
| RBI | 4 | Missouri | 4/5/25 |
| Walks | 3 | Washington State | 2/17/25 |
| Stolen Bases | 1 | 4x (Missouri State) | 3/25/25 |



5 KENDALL DIGGS

SEASON HIGHS

| Category | High | Opponent (Last) | Date |
|--------------|------|-------------------|---------|
| Hits | 1 | 8x (Portland) | 3/8/25 |
| Runs | 1 | 7x (Oral Roberts) | 3/19/25 |
| Doubles | 1 | 2x (vs. Michigan) | 2/23/25 |
| Triples | 1 | Portland | 3/7/25 |
| Home Runs | 1 | 2x (Portland) | 3/8/25 |
| RBI | 2 | 2x (Portland) | 3/8/25 |
| Walks | 1 | 6x (UCA) | 3/11/25 |
| Stolen Bases | 1 | vs. #22 TCU | 2/22/25 |

CAREER HIGHS

| Category | High | Opponent (Last) | Date |
|--------------|------|----------------------------|---------|
| Hits | 3 | 6x (Ole Miss) | 4/6/24 |
| Runs | 3 | 4x (SEMO) | 5/31/24 |
| Doubles | 2 | 5x (at #20 South Carolina) | 4/20/24 |
| Triples | 1 | 3x (Portland) | 3/7/25 |
| Home Runs | 1 | 24x (Portland) | 3/8/25 |
| RBI | 5 | at Mississippi State | 5/6/23 |
| Walks | 3 | 2x (James Madison) | 2/17/24 |
| Stolen Bases | 1 | 7x (vs. #22 TCU) | 2/22/25 |



6 GABE FRASER

SEASON HIGHS

| Category | High | Opponent (Last) | Date |
|--------------|------|-----------------|---------|
| Hits | 2 | Missouri State | 3/25/25 |
| Runs | 1 | 6x (Missouri) | 4/5/25 |
| Doubles | -- | -- | -- |
| Triples | -- | -- | -- |
| Home Runs | 1 | Missouri State | 3/25/25 |
| RBI | 4 | Missouri State | 3/25/25 |
| Walks | 1 | Missouri | 4/5/25 |
| Stolen Bases | -- | -- | -- |

CAREER HIGHS

| Category | High | Opponent (Last) | Date |
|--------------|------|-----------------|---------|
| Hits | 2 | Missouri State | 3/25/25 |
| Runs | 1 | 6x (Missouri) | 4/5/25 |
| Doubles | -- | -- | -- |
| Triples | -- | -- | -- |
| Home Runs | 1 | Missouri State | 3/25/25 |
| RBI | 4 | Missouri State | 3/25/25 |
| Walks | 1 | Missouri | 4/5/25 |
| Stolen Bases | -- | -- | -- |



8 CAM KOZEAL

SEASON HIGHS

| Category | High | Opponent (Last) | Date |
|--------------|------|-------------------------|---------|
| Hits | 4 | Missouri | 4/5/25 |
| Runs | 3 | 2x (Missouri [DH-2]) | 4/6/25 |
| Doubles | 2 | Washington State [DH-2] | 2/14/25 |
| Triples | -- | -- | -- |
| Home Runs | 2 | 2x (Missouri [DH-2]) | 4/6/25 |
| RBI | 6 | Missouri [DH-2] | 4/6/25 |
| Walks | 2 | Missouri [DH-1] | 4/6/25 |
| Stolen Bases | 1 | 2x (at #14 Vanderbilt) | 3/30/25 |

CAREER HIGHS

| Category | High | Opponent (Last) | Date |
|--------------|------|-------------------------|---------|
| Hits | 4 | 3x (Missouri) | 4/5/25 |
| Runs | 3 | 3x (Missouri [DH-2]) | 4/6/25 |
| Doubles | 2 | Washington State [DH-2] | 2/14/25 |
| Triples | -- | -- | -- |
| Home Runs | 2 | 2x (Missouri [DH-2]) | 4/6/25 |
| RBI | 6 | Missouri [DH-2] | 4/6/25 |
| Walks | 2 | 2x (Missouri [DH-1]) | 4/6/25 |
| Stolen Bases | 1 | 3x (at #14 Vanderbilt) | 3/30/25 |




9 WEHIWA ALOY

SEASON HIGHS

| Category | High | Opponent (Last) | Date |
|--------------|------|----------------------|---------|
| Hits | 4 | 2x (Missouri [DH-1]) | 4/6/25 |
| Runs | 5 | Portland | 3/7/25 |
| Doubles | 2 | 2x (South Carolina) | 3/22/25 |
| Triples | 1 | Oral Roberts | 3/19/25 |
| Home Runs | 2 | 2x (at #13 Ole Miss) | 3/16/25 |
| RBI | 5 | at #13 Ole Miss | 3/16/25 |
| Walks | 2 | 3x (Missouri [DH-2]) | 4/6/25 |
| Stolen Bases | 2 | vs. Grambling | 4/1/25 |

CAREER HIGHS

| Category | High | Opponent (Last) | Date |
|--------------|------|----------------------|---------|
| Hits | 4 | 5x (Missouri [DH-1]) | 4/6/25 |
| Runs | 5 | Portland | 3/7/25 |
| Doubles | 2 | 4x (South Carolina) | 3/22/25 |
| Triples | 1 | 6x (Oral Roberts) | 3/19/25 |
| Home Runs | 2 | 2x (at #13 Ole Miss) | 3/16/25 |
| RBI | 5 | 2x (at #13 Ole Miss) | 3/16/25 |
| Walks | 3 | #8 LSU | 3/28/24 |
| Stolen Bases | 2 | vs. Grambling | 4/1/25 |



10 BRENT IREDALE

SEASON HIGHS

| Category | High | Opponent (Last) | Date |
|--------------|------|-----------------|---------|
| Hits | 3 | 2x (Portland) | 3/7/25 |
| Runs | 4 | Grambling | 2/25/25 |
| Doubles | 1 | 6x (Portland) | 3/8/25 |
| Triples | -- | -- | -- |
| Home Runs | 2 | 2x (Portland) | 3/7/25 |
| RBI | 8 | Portland | 3/7/25 |
| Walks | 3 | Grambling | 2/25/25 |
| Stolen Bases | 1 | 2x (Portland) | 3/8/25 |

CAREER HIGHS

| Category | High | Opponent (Last) | Date |
|--------------|------|-----------------|---------|
| Hits | 3 | 2x (Portland) | 3/7/25 |
| Runs | 4 | Grambling | 2/25/25 |
| Doubles | 1 | 6x (Portland) | 3/8/25 |
| Triples | -- | -- | -- |
| Home Runs | 2 | 2x (Portland) | 3/7/25 |
| RBI | 8 | Portland | 3/7/25 |
| Walks | 3 | Grambling | 2/25/25 |
| Stolen Bases | 1 | 2x (Portland) | 3/8/25 |



17 ZANE BECKER

SEASON HIGHS

| Category | High | Opponent (Last) | Date |
|--------------|------|---------------------|---------|
| Hits | 2 | Washington State | 2/15/25 |
| Runs | 1 | 4x (Missouri) | 4/5/25 |
| Doubles | 2 | Washington State | 2/15/25 |
| Triples | -- | -- | -- |
| Home Runs | -- | -- | -- |
| RBI | 3 | Missouri State | 3/25/25 |
| Walks | 1 | 4x (Arkansas State) | 4/8/25 |
| Stolen Bases | 1 | Oral Roberts | 3/18/25 |

CAREER HIGHS

| Category | High | Opponent (Last) | Date |
|--------------|------|---------------------|---------|
| Hits | 2 | Washington State | 2/15/25 |
| Runs | 1 | 4x (Missouri) | 4/5/25 |
| Doubles | 2 | Washington State | 2/15/25 |
| Triples | -- | -- | -- |
| Home Runs | -- | -- | -- |
| RBI | 3 | Missouri State | 3/25/25 |
| Walks | 1 | 4x (Arkansas State) | 4/8/25 |
| Stolen Bases | 1 | Oral Roberts | 3/18/25 |



18 REESE ROBINETT

SEASON HIGHS

| Category | High | Opponent (Last) | Date |
|--------------|------|------------------|---------|
| Hits | -- | -- | -- |
| Runs | -- | -- | -- |
| Doubles | -- | -- | -- |
| Triples | -- | -- | -- |
| Home Runs | -- | -- | -- |
| RBI | -- | -- | -- |
| Walks | 1 | Washington State | 2/17/25 |
| Stolen Bases | -- | -- | -- |

CAREER HIGHS

| Category | High | Opponent (Last) | Date |
|--------------|------|-----------------------|---------|
| Hits | 2 | SEMO | 3/21/23 |
| Runs | 2 | 2x (Omaha) | 3/28/23 |
| Doubles | -- | -- | -- |
| Triples | -- | -- | -- |
| Home Runs | 1 | 2x (at #1 LSU) | 3/24/23 |
| RBI | 3 | at #1 LSU | 3/24/23 |
| Walks | 1 | 2x (Washington State) | 2/17/25 |
| Stolen Bases | -- | -- | -- |



22 LOGAN MAXWELL

SEASON HIGHS

| Category | High | Opponent (Last) | Date |
|--------------|------|------------------------|---------|
| Hits | 3 | 3x (at #13 Ole Miss) | 3/16/25 |
| Runs | 3 | 3x (Missouri) | 4/5/25 |
| Doubles | 1 | 2x (at #14 Vanderbilt) | 3/28/25 |
| Triples | -- | -- | -- |
| Home Runs | 1 | 9x (Missouri) | 4/5/25 |
| RBI | 2 | 5x (South Carolina) | 3/21/25 |
| Walks | 3 | Missouri | 4/5/25 |
| Stolen Bases | -- | -- | -- |

CAREER HIGHS

| Category | High | Opponent (Last) | Date |
|--------------|------|-----------------|---------|
| Hits | 5 | at Baylor | 5/4/24 |
| Runs | 3 | 6x (Missouri) | 4/5/25 |
| Doubles | 2 | 5x (Houston) | 3/28/24 |
| Triples | 1 | 4x (Texas Tech) | 4/13/24 |
| Home Runs | 1 | 14x (Missouri) | 4/5/25 |
| RBI | 5 | UTRGV | 5/2/23 |
| Walks | 3 | 3x (Missouri) | 4/5/25 |
| Stolen Bases | 2 | Army | 3/13/22 |




24 CHARLES DAVALAN

SEASON HIGHS

| Category | High | Opponent (Last) | Date |
|--------------|------|----------------------|---------|
| Hits | 4 | 2x (South Carolina) | 3/21/25 |
| Runs | 4 | ULM | 3/5/25 |
| Doubles | 1 | 4x (Missouri State) | 3/25/25 |
| Triples | 1 | vs. Grambling | 4/1/25 |
| Home Runs | 2 | 2x (Missouri [DH-1]) | 4/6/25 |
| RBI | 7 | Missouri [DH-1] | 4/6/25 |
| Walks | 2 | 5x (Missouri [DH-2]) | 4/6/25 |
| Stolen Bases | 1 | 5x (Missouri [DH-2]) | 4/6/25 |

CAREER HIGHS

| Category | High | Opponent (Last) | Date |
|--------------|------|----------------------|---------|
| Hits | 4 | 2x (South Carolina) | 3/21/25 |
| Runs | 4 | 3x (ULM) | 3/5/25 |
| Doubles | 3 | Lipscomb | 4/26/24 |
| Triples | 1 | 3x (vs. Grambling) | 4/1/25 |
| Home Runs | 2 | 2x (Missouri [DH-1]) | 4/6/25 |
| RBI | 7 | Missouri [DH-1] | 4/6/25 |
| Walks | 3 | at UCF | 4/23/24 |
| Stolen Bases | 2 | Xavier | 3/3/24 |



25 KUHIO ALOY

SEASON HIGHS

| Category | High | Opponent (Last) | Date |
|--------------|------|---------------------|---------|
| Hits | 4 | Grambling | 2/25/25 |
| Runs | 3 | UCA | 3/11/25 |
| Doubles | 2 | Missouri [DH-2] | 4/6/25 |
| Triples | -- | -- | -- |
| Home Runs | 1 | 9x (Arkansas State) | 4/8/25 |
| RBI | 6 | ULM | 3/4/25 |
| Walks | 2 | 2x (Oral Roberts) | 3/19/25 |
| Stolen Bases | -- | -- | -- |

CAREER HIGHS

| Category | High | Opponent (Last) | Date |
|--------------|------|----------------------|---------|
| Hits | 4 | Grambling | 2/25/25 |
| Runs | 3 | UCA | 3/11/25 |
| Doubles | 2 | 2x (Missouri [DH-2]) | 4/6/25 |
| Triples | 1 | at UC Davis | 2/22/24 |
| Home Runs | 1 | 17x (Arkansas State) | 4/8/25 |
| RBI | 6 | ULM | 3/4/25 |
| Walks | 2 | 4x (Oral Roberts) | 3/19/25 |
| Stolen Bases | -- | -- | -- |



27 RYDER HELFRICK

SEASON HIGHS

| Category | High | Opponent (Last) | Date |
|--------------|------|------------------------|---------|
| Hits | 3 | 2x (Missouri [DH-2]) | 4/6/25 |
| Runs | 2 | 7x (Missouri [DH-2]) | 4/6/25 |
| Doubles | 1 | 4x (Missouri [DH-2]) | 4/6/25 |
| Triples | 1 | 2x (at #14 Vanderbilt) | 3/28/25 |
| Home Runs | 2 | South Carolina | 3/23/25 |
| RBI | 3 | 2x (Grambling) | 2/25/25 |
| Walks | 2 | 5x (at #14 Vanderbilt) | 3/28/25 |
| Stolen Bases | -- | -- | -- |

CAREER HIGHS

| Category | High | Opponent (Last) | Date |
|--------------|------|------------------------|---------|
| Hits | 3 | 2x (Missouri [DH-2]) | 4/6/25 |
| Runs | 3 | James Madison | 2/17/24 |
| Doubles | 1 | 7x (Missouri [DH-2]) | 4/6/25 |
| Triples | 1 | 2x (at #14 Vanderbilt) | 3/28/25 |
| Home Runs | 2 | South Carolina | 3/23/25 |
| RBI | 3 | 2x (Grambling) | 2/25/25 |
| Walks | 2 | 6x (at #14 Vanderbilt) | 3/28/25 |
| Stolen Bases | 1 | #14 Mississippi State | 5/10/24 |



28 CARSON BOLES

SEASON HIGHS

| Category | High | Opponent (Last) | Date |
|--------------|------|----------------------|--------|
| Hits | 2 | 2x (Arkansas State) | 4/8/25 |
| Runs | 2 | 3x (Missouri [DH-2]) | 4/6/25 |
| Doubles | 1 | 4x (Arkansas State) | 4/8/25 |
| Triples | -- | -- | -- |
| Home Runs | 1 | Missouri [DH-2] | 4/6/25 |
| RBI | 3 | 2x (Missouri [DH-2]) | 4/6/25 |
| Walks | 2 | 3x (Missouri [DH-2]) | 4/6/25 |
| Stolen Bases | -- | -- | -- |

CAREER HIGHS

| Category | High | Opponent (Last) | Date |
|--------------|------|----------------------|--------|
| Hits | 2 | 2x (Arkansas State) | 4/8/25 |
| Runs | 2 | 3x (Missouri [DH-2]) | 4/6/25 |
| Doubles | 1 | 4x (Arkansas State) | 4/8/25 |
| Triples | -- | -- | -- |
| Home Runs | 1 | Missouri [DH-2] | 4/6/25 |
| RBI | 3 | 2x (Missouri [DH-2]) | 4/6/25 |
| Walks | 2 | 3x (Missouri [DH-2]) | 4/6/25 |
| Stolen Bases | -- | -- | -- |



42 MICHAEL ANDERSON

SEASON HIGHS

| Category | High | Opponent (Last) | Date |
|--------------|------|-----------------|--------|
| Hits | -- | -- | -- |
| Runs | -- | -- | -- |
| Doubles | -- | -- | -- |
| Triples | -- | -- | -- |
| Home Runs | -- | -- | -- |
| RBI | -- | -- | -- |
| Walks | 1 | vs. Grambling | 4/1/25 |
| Stolen Bases | -- | -- | -- |

CAREER HIGHS

| Category | High | Opponent (Last) | Date |
|--------------|------|----------------------|---------|
| Hits | 5 | Stonehill | 3/20/24 |
| Runs | 3 | Stonehill | 3/20/24 |
| Doubles | 2 | Stonehill | 3/20/24 |
| Triples | 1 | 2x (Stonehill) | 3/20/24 |
| Home Runs | 2 | 3x (at Davidson) | 5/3/24 |
| RBI | 12 | Stonehill | 3/20/24 |
| Walks | 3 | at George Washington | 4/19/24 |
| Stolen Bases | 1 | at Stonehill | 4/24/24 |



13 STEELE EAVES

SEASON HIGHS

| Category | High | Opponent (Last) | Date |
|----------------|------|----------------------|---------|
| Innings | 1.2 | Portland | 3/7/25 |
| Longest Start | -- | -- | -- |
| Shortest Start | -- | -- | -- |
| Longest Relief | 1.2 | Portland | 3/7/25 |
| Hits | 4 | Portland | 3/7/25 |
| Runs | 1 | 2x (Portland) | 3/7/25 |
| Earned Runs | 1 | 2x (Portland) | 3/7/25 |
| Walks | 1 | Oral Roberts | 3/19/25 |
| Strikeouts | 2 | 2x (Missouri [DH-2]) | 4/6/25 |

CAREER HIGHS

| Category | High | Opponent (Last) | Date |
|----------------|------|----------------------|---------|
| Innings | 1.2 | Portland | 3/7/25 |
| Longest Start | -- | -- | -- |
| Shortest Start | -- | -- | -- |
| Longest Relief | 1.2 | Portland | 3/7/25 |
| Hits | 4 | Portland | 3/7/25 |
| Runs | 1 | 2x (Portland) | 3/7/25 |
| Earned Runs | 1 | 2x (Portland) | 3/7/25 |
| Walks | 1 | Oral Roberts | 3/19/25 |
| Strikeouts | 2 | 2x (Missouri [DH-2]) | 4/6/25 |



14 GAGE WOOD

SEASON HIGHS

| Category | High | Opponent (Last) | Date |
|----------------|------|-------------------|---------|
| Innings | 5.0 | Washington State | 2/15/25 |
| Longest Start | 5.0 | Washington State | 2/15/25 |
| Shortest Start | 2.0 | vs. Michigan | 2/23/25 |
| Longest Relief | -- | -- | -- |
| Hits | 2 | 2x (vs. Michigan) | 2/23/25 |
| Runs | 2 | Washington State | 2/15/25 |
| Earned Runs | 2 | Washington State | 2/15/25 |
| Walks | 1 | Washington State | 2/15/25 |
| Strikeouts | 7 | Washington State | 2/15/25 |

CAREER HIGHS

| Category | High | Opponent (Last) | Date |
|----------------|------|-----------------------|---------|
| Innings | 5.0 | 2x (Washington State) | 2/15/25 |
| Longest Start | 5.0 | 2x (Washington State) | 2/15/25 |
| Shortest Start | 2.0 | vs. Michigan | 2/23/25 |
| Longest Relief | 4.1 | at #8 Kentucky | 5/4/24 |
| Hits | 7 | at #5 Texas A&M | 5/17/24 |
| Runs | 5 | at #12 Vanderbilt | 5/19/23 |
| Earned Runs | 5 | at #12 Vanderbilt | 5/19/23 |
| Walks | 3 | at Mississippi State | 5/5/23 |
| Strikeouts | 7 | Washington State | 2/15/25 |



16 AIDEN JIMENEZ

SEASON HIGHS

| Category | High | Opponent (Last) | Date |
|----------------|------|------------------------|---------|
| Innings | 4.1 | South Carolina | 3/22/25 |
| Longest Start | -- | -- | -- |
| Shortest Start | -- | -- | -- |
| Longest Relief | 4.1 | South Carolina | 3/22/25 |
| Hits | 4 | South Carolina | 3/22/25 |
| Runs | 1 | 3x (at #14 Vanderbilt) | 3/29/25 |
| Earned Runs | 1 | 3x (at #14 Vanderbilt) | 3/29/25 |
| Walks | 1 | 2x (Charlotte) | 3/1/25 |
| Strikeouts | 6 | at #13 Ole Miss | 3/15/25 |

CAREER HIGHS

| Category | High | Opponent (Last) | Date |
|----------------|------|----------------------|---------|
| Innings | 6.0 | vs. Sam Houston | 6/4/23 |
| Longest Start | 2.0 | Portland | 5/16/23 |
| Shortest Start | 2.0 | Portland | 5/16/23 |
| Longest Relief | 6.0 | vs. Sam Houston | 6/4/23 |
| Hits | 6 | Arizona State | 5/25/23 |
| Runs | 5 | Portland | 5/16/23 |
| Earned Runs | 5 | Portland | 5/16/23 |
| Walks | 2 | 2x (Utah) | 5/7/23 |
| Strikeouts | 6 | 2x (at #13 Ole Miss) | 3/15/25 |



20 GABE GAECKLE

SEASON HIGHS

| Category | High | Opponent (Last) | Date |
|----------------|------|------------------------|---------|
| Innings | 5.2 | 2x (at #14 Vanderbilt) | 3/29/25 |
| Longest Start | 5.2 | 2x (at #14 Vanderbilt) | 3/29/25 |
| Shortest Start | 1.2 | South Carolina | 3/22/25 |
| Longest Relief | -- | -- | -- |
| Hits | 10 | Charlotte | 2/28/25 |
| Runs | 9 | Charlotte | 2/28/25 |
| Earned Runs | 9 | Charlotte | 2/28/25 |
| Walks | 4 | vs. Kansas State | 2/21/25 |
| Strikeouts | 8 | at #13 Ole Miss | 3/15/25 |

CAREER HIGHS

| Category | High | Opponent (Last) | Date |
|----------------|------|------------------------|---------|
| Innings | 5.2 | 2x (at #14 Vanderbilt) | 3/29/25 |
| Longest Start | 5.2 | 2x (at #14 Vanderbilt) | 3/29/25 |
| Shortest Start | 1.2 | South Carolina | 3/22/25 |
| Longest Relief | 3.0 | 2x (SEMO) | 5/31/24 |
| Hits | 10 | Charlotte | 2/28/25 |
| Runs | 9 | Charlotte | 2/28/25 |
| Earned Runs | 9 | Charlotte | 2/28/25 |
| Walks | 4 | vs. Kansas State | 2/21/25 |
| Strikeouts | 8 | at #13 Ole Miss | 3/15/25 |



26 TATE MCGUIRE

SEASON HIGHS

| Category | High | Opponent (Last) | Date |
|----------------|------|---------------------|---------|
| Innings | 4.0 | vs. Grambling | 4/1/25 |
| Longest Start | 4.0 | vs. Grambling | 4/1/25 |
| Shortest Start | 3.0 | Arkansas State | 4/8/25 |
| Longest Relief | 3.0 | Oral Roberts | 3/19/25 |
| Hits | 5 | Arkansas State | 4/8/25 |
| Runs | 2 | 2x (Arkansas State) | 4/8/25 |
| Earned Runs | 2 | 2x (Arkansas State) | 4/8/25 |
| Walks | 2 | vs. Grambling | 4/1/25 |
| Strikeouts | 4 | vs. Grambling | 4/1/25 |

CAREER HIGHS

| Category | High | Opponent (Last) | Date |
|----------------|------|---------------------|---------|
| Innings | 4.0 | vs. Grambling | 4/1/25 |
| Longest Start | 4.0 | vs. Grambling | 4/1/25 |
| Shortest Start | 3.0 | Arkansas State | 4/8/25 |
| Longest Relief | 3.0 | Oral Roberts | 3/19/25 |
| Hits | 5 | Arkansas State | 4/8/25 |
| Runs | 2 | 2x (Arkansas State) | 4/8/25 |
| Earned Runs | 2 | 2x (Arkansas State) | 4/8/25 |
| Walks | 2 | 2x (vs. Grambling) | 4/1/25 |
| Strikeouts | 4 | vs. Grambling | 4/1/25 |



29 COLE GIBLER

SEASON HIGHS

| Category | High | Opponent (Last) | Date |
|----------------|------|---------------------|---------|
| Innings | 2.1 | Missouri State | 3/25/25 |
| Longest Start | -- | -- | -- |
| Shortest Start | -- | -- | -- |
| Longest Relief | 2.1 | Missouri State | 3/25/25 |
| Hits | 4 | Oral Roberts | 3/18/25 |
| Runs | 3 | Missouri State | 3/25/25 |
| Earned Runs | 3 | Missouri State | 3/25/25 |
| Walks | 1 | 6x (Arkansas State) | 4/8/25 |
| Strikeouts | 7 | Missouri State | 3/25/25 |

CAREER HIGHS

| Category | High | Opponent (Last) | Date |
|----------------|------|---------------------|---------|
| Innings | 2.1 | Missouri State | 3/25/25 |
| Longest Start | -- | -- | -- |
| Shortest Start | -- | -- | -- |
| Longest Relief | 2.1 | Missouri State | 3/25/25 |
| Hits | 4 | Oral Roberts | 3/18/25 |
| Runs | 3 | Missouri State | 3/25/25 |
| Earned Runs | 3 | Missouri State | 3/25/25 |
| Walks | 1 | 6x (Arkansas State) | 4/8/25 |
| Strikeouts | 7 | Missouri State | 3/25/25 |



31 DYLAN CARTER

SEASON HIGHS

| Category | High | Opponent (Last) | Date |
|----------------|------|--------------------|---------|
| Innings | 2.0 | 3x (vs. Grambling) | 4/1/25 |
| Longest Start | -- | -- | -- |
| Shortest Start | -- | -- | -- |
| Longest Relief | 2.0 | 3x (vs. Grambling) | 4/1/25 |
| Hits | 3 | 2x (vs. Grambling) | 4/1/25 |
| Runs | 2 | 2x (vs. Grambling) | 4/1/25 |
| Earned Runs | 2 | 2x (vs. Grambling) | 4/1/25 |
| Walks | 1 | 6x (vs. Grambling) | 4/1/25 |
| Strikeouts | 3 | Missouri State | 3/25/25 |

CAREER HIGHS

| Category | High | Opponent (Last) | Date |
|----------------|------|---------------------|---------|
| Innings | 4.2 | #16 Tennessee | 4/16/23 |
| Longest Start | -- | -- | -- |
| Shortest Start | -- | -- | -- |
| Longest Relief | 3.2 | Alabama | 4/2/23 |
| Hits | 6 | #16 Tennessee | 4/16/23 |
| Runs | 6 | at #1 LSU | 3/25/23 |
| Earned Runs | 5 | at #1 LSU | 3/25/23 |
| Walks | 3 | at #1 LSU | 3/25/23 |
| Strikeouts | 3 | 5x (Missouri State) | 3/25/25 |



32 HUNTER DIETZ

SEASON HIGHS

| Category | High | Opponent (Last) | Date |
|----------------|------|-----------------|------|
| Innings | -- | -- | -- |
| Longest Start | -- | -- | -- |
| Shortest Start | -- | -- | -- |
| Longest Relief | -- | -- | -- |
| Hits | -- | -- | -- |
| Runs | -- | -- | -- |
| Earned Runs | -- | -- | -- |
| Walks | -- | -- | -- |
| Strikeouts | -- | -- | -- |

CAREER HIGHS

| Category | High | Opponent (Last) | Date |
|----------------|------|---------------------|---------|
| Innings | 0.2 | vs. #8 LSU | 3/30/24 |
| Longest Start | -- | -- | -- |
| Shortest Start | -- | -- | -- |
| Longest Relief | 0.2 | vs. #8 LSU | 3/30/24 |
| Hits | 1 | vs. #8 LSU | 3/30/24 |
| Runs | 0 | 2x (San Jose State) | 4/9/24 |
| Earned Runs | 0 | 2x (San Jose State) | 4/9/24 |
| Walks | 1 | 2x (San Jose State) | 4/9/24 |
| Strikeouts | 1 | 2x (San Jose State) | 4/9/24 |



33 ZACH ROOT

SEASON HIGHS

| Category | High | Opponent (Last) | Date |
|----------------|------|-------------------|---------|
| Innings | 7.2 | at #14 Vanderbilt | 3/28/25 |
| Longest Start | 7.2 | at #14 Vanderbilt | 3/28/25 |
| Shortest Start | 3.0 | at #13 Ole Miss | 3/14/25 |
| Longest Relief | -- | -- | -- |
| Hits | 10 | at #13 Ole Miss | 3/14/25 |
| Runs | 7 | at #13 Ole Miss | 3/14/25 |
| Earned Runs | 7 | at #13 Ole Miss | 3/14/25 |
| Walks | 3 | at #14 Vanderbilt | 3/28/25 |
| Strikeouts | 10 | 2x (Portland) | 3/8/25 |

CAREER HIGHS

| Category | High | Opponent (Last) | Date |
|----------------|------|----------------------|---------|
| Innings | 7.2 | at #14 Vanderbilt | 3/28/25 |
| Longest Start | 7.2 | at #14 Vanderbilt | 3/28/25 |
| Shortest Start | 3.0 | 2x (at #13 Ole Miss) | 3/14/25 |
| Longest Relief | 5.0 | at Elon | 3/28/23 |
| Hits | 10 | at #13 Ole Miss | 3/14/25 |
| Runs | 7 | 2x (at #13 Ole Miss) | 3/14/25 |
| Earned Runs | 7 | at #13 Ole Miss | 3/14/25 |
| Walks | 5 | Charlotte | 4/13/24 |
| Strikeouts | 10 | 3x (Portland) | 3/8/25 |



35 LANDON BEIDELSCHIES

SEASON HIGHS

| Category | High | Opponent (Last) | Date |
|----------------|------|------------------------|---------|
| Innings | 6.1 | Charlotte | 3/2/25 |
| Longest Start | 6.1 | Charlotte | 3/2/25 |
| Shortest Start | 2.1 | at #13 Ole Miss | 3/16/25 |
| Longest Relief | 2.2 | vs. #22 TCU | 2/22/25 |
| Hits | 8 | Portland | 3/9/25 |
| Runs | 4 | at #13 Ole Miss | 3/16/25 |
| Earned Runs | 4 | at #13 Ole Miss | 3/16/25 |
| Walks | 2 | 3x (at #14 Vanderbilt) | 3/30/25 |
| Strikeouts | 7 | 3x (Missouri [DH-2]) | 4/6/25 |

CAREER HIGHS

| Category | High | Opponent (Last) | Date |
|----------------|------|------------------|---------|
| Innings | 7.0 | 3x (at Rutgers) | 5/16/24 |
| Longest Start | 7.0 | 3x (at Rutgers) | 5/16/24 |
| Shortest Start | 2.1 | at #13 Ole Miss | 3/16/25 |
| Longest Relief | 2.2 | vs. #22 TCU | 2/22/25 |
| Hits | 9 | Michigan State | 4/26/24 |
| Runs | 6 | Michigan State | 4/26/24 |
| Earned Runs | 6 | Michigan State | 4/26/24 |
| Walks | 4 | 2x (Michigan) | 4/19/24 |
| Strikeouts | 12 | at West Virginia | 3/15/24 |



36 PARKER COIL

SEASON HIGHS

| Category | High | Opponent (Last) | Date |
|----------------|------|----------------------|---------|
| Innings | 2.0 | 4x (South Carolina) | 3/23/25 |
| Longest Start | -- | -- | -- |
| Shortest Start | -- | -- | -- |
| Longest Relief | 2.0 | 4x (South Carolina) | 3/23/25 |
| Hits | 3 | 2x (at #13 Ole Miss) | 3/15/25 |
| Runs | 2 | vs. Michigan | 2/23/25 |
| Earned Runs | 1 | at #13 Ole Miss | 3/15/25 |
| Walks | 1 | 2x (South Carolina) | 3/23/25 |
| Strikeouts | 4 | 2x (at #13 Ole Miss) | 3/15/25 |

CAREER HIGHS

| Category | High | Opponent (Last) | Date |
|----------------|------|-----------------------|---------|
| Innings | 3.2 | Army | 3/7/23 |
| Longest Start | 3.2 | Army | 3/7/23 |
| Shortest Start | 2.0 | vs. Lipscomb | 5/2/23 |
| Longest Relief | 3.1 | #14 Mississippi State | 5/11/24 |
| Hits | 6 | Army | 3/7/23 |
| Runs | 4 | 2x (James Madison) | 2/17/24 |
| Earned Runs | 4 | 2x (James Madison) | 2/17/24 |
| Walks | 3 | vs. #15 TCU | 2/18/23 |
| Strikeouts | 4 | 3x (at #13 Ole Miss) | 3/15/25 |




38 COLIN FISHER

SEASON HIGHS

| Category | High | Opponent (Last) | Date |
|----------------|------|----------------------|---------|
| Innings | 3.0 | 3x (Missouri State) | 3/25/25 |
| Longest Start | 3.0 | 3x (Missouri State) | 3/25/25 |
| Shortest Start | 2.0 | Oral Roberts | 3/19/25 |
| Longest Relief | 2.0 | Charlotte | 2/28/25 |
| Hits | 3 | 2x (at #13 Ole Miss) | 3/16/25 |
| Runs | 3 | 2x (Missouri State) | 3/25/25 |
| Earned Runs | 3 | 2x (Missouri State) | 3/25/25 |
| Walks | 3 | Missouri State | 3/25/25 |
| Strikeouts | 6 | 2x (Missouri State) | 3/25/25 |

CAREER HIGHS

| Category | High | Opponent (Last) | Date |
|----------------|------|---------------------|---------|
| Innings | 5.0 | James Madison | 2/19/24 |
| Longest Start | 5.0 | James Madison | 2/19/24 |
| Shortest Start | 1.0 | Grambling | 2/27/24 |
| Longest Relief | 2.2 | at #23 Auburn | 3/24/23 |
| Hits | 6 | Texas Tech | 4/17/24 |
| Runs | 3 | 3x (Missouri State) | 3/25/25 |
| Earned Runs | 3 | 3x (Missouri State) | 3/25/25 |
| Walks | 3 | 2x (Missouri State) | 3/25/25 |
| Strikeouts | 6 | 3x (Missouri State) | 3/25/25 |



40 BEN BYBEE

SEASON HIGHS

| Category | High | Opponent (Last) | Date |
|----------------|------|------------------------|---------|
| Innings | 4.0 | 3x (at #14 Vanderbilt) | 3/30/25 |
| Longest Start | 4.0 | 2x (Oral Roberts) | 3/18/25 |
| Shortest Start | 3.0 | Grambling | 2/25/25 |
| Longest Relief | 4.0 | at #14 Vanderbilt | 3/30/25 |
| Hits | 5 | ULM | 3/5/25 |
| Runs | 3 | 2x (Missouri State) | 3/25/25 |
| Earned Runs | 3 | ULM | 3/5/25 |
| Walks | 2 | Grambling | 2/25/25 |
| Strikeouts | 7 | at #14 Vanderbilt | 3/30/25 |

CAREER HIGHS

| Category | High | Opponent (Last) | Date |
|----------------|------|----------------------------|---------|
| Innings | 5.0 | 2x (San Jose State) | 4/9/24 |
| Longest Start | 5.0 | 2x (San Jose State) | 4/9/24 |
| Shortest Start | 0.2 | Alabama | 4/2/23 |
| Longest Relief | 4.0 | at #14 Vanderbilt | 3/30/25 |
| Hits | 6 | 2x (Texas Tech) | 4/16/24 |
| Runs | 6 | Texas Tech | 4/16/24 |
| Earned Runs | 6 | Texas Tech | 4/16/24 |
| Walks | 4 | 2x (#14 Mississippi State) | 5/11/24 |
| Strikeouts | 7 | at #14 Vanderbilt | 3/30/25 |




41 WILL McENTIRE

SEASON HIGHS

| Category | High | Opponent (Last) | Date |
|----------------|------|---------------------|---------|
| Innings | 3.1 | at #13 Ole Miss | 3/16/25 |
| Longest Start | -- | -- | -- |
| Shortest Start | -- | -- | -- |
| Longest Relief | 3.1 | at #13 Ole Miss | 3/16/25 |
| Hits | 3 | Missouri State | 3/25/25 |
| Runs | 3 | Missouri State | 3/25/25 |
| Earned Runs | 2 | 2x (Missouri State) | 3/25/25 |
| Walks | 1 | 2x (Missouri State) | 3/25/25 |
| Strikeouts | 5 | at #13 Ole Miss | 3/16/25 |

CAREER HIGHS

| Category | High | Opponent (Last) | Date |
|----------------|------|---------------------------|---------|
| Innings | 9.0 | Louisiana Tech | 3/11/23 |
| Longest Start | 9.0 | Louisiana Tech | 3/11/23 |
| Shortest Start | 1.1 | 2x (at #5 Texas A&M) | 5/18/24 |
| Longest Relief | 6.0 | #6 South Carolina | 5/13/23 |
| Hits | 9 | at #1 LSU | 3/25/23 |
| Runs | 7 | at #1 LSU | 3/25/23 |
| Earned Runs | 7 | at #1 LSU | 3/25/23 |
| Walks | 4 | 2x (at #6 Oklahoma State) | 6/5/22 |
| Strikeouts | 9 | 2x (#6 South Carolina) | 5/13/23 |




44 CARSON WIGGINS

SEASON HIGHS

| Category | High | Opponent (Last) | Date |
|----------------|------|------------------------|---------|
| Innings | 2.0 | at #13 Ole Miss | 3/16/25 |
| Longest Start | -- | -- | -- |
| Shortest Start | -- | -- | -- |
| Longest Relief | 2.0 | at #13 Ole Miss | 3/16/25 |
| Hits | 1 | 4x (South Carolina) | 3/23/25 |
| Runs | 1 | 3x (at #14 Vanderbilt) | 3/29/25 |
| Earned Runs | 1 | 3x (at #14 Vanderbilt) | 3/29/25 |
| Walks | 3 | at #13 Ole Miss | 3/16/25 |
| Strikeouts | 3 | at #13 Ole Miss | 3/16/25 |

CAREER HIGHS

| Category | High | Opponent (Last) | Date |
|----------------|------|------------------------|---------|
| Innings | 2.0 | at #13 Ole Miss | 3/16/25 |
| Longest Start | -- | -- | -- |
| Shortest Start | -- | -- | -- |
| Longest Relief | 2.0 | at #13 Ole Miss | 3/16/25 |
| Hits | 1 | 4x (South Carolina) | 3/23/25 |
| Runs | 1 | 3x (at #14 Vanderbilt) | 3/29/25 |
| Earned Runs | 1 | 3x (at #14 Vanderbilt) | 3/29/25 |
| Walks | 3 | at #13 Ole Miss | 3/16/25 |
| Strikeouts | 3 | at #13 Ole Miss | 3/16/25 |



46 CHRISTIAN FOUTCH

SEASON HIGHS

| Category | High | Opponent (Last) | Date |
|----------------|------|-------------------------|---------|
| Innings | 2.0 | Washington State [DH-1] | 2/14/25 |
| Longest Start | -- | -- | -- |
| Shortest Start | -- | -- | -- |
| Longest Relief | 2.0 | Washington State [DH-1] | 2/14/25 |
| Hits | 2 | 2x (Charlotte) | 3/2/25 |
| Runs | 2 | 2x (South Carolina) | 3/23/25 |
| Earned Runs | 2 | 2x (South Carolina) | 3/23/25 |
| Walks | 2 | vs. #22 TCU | 2/22/25 |
| Strikeouts | 2 | Missouri [DH-2] | 4/6/25 |

CAREER HIGHS

| Category | High | Opponent (Last) | Date |
|----------------|------|------------------------------|---------|
| Innings | 2.0 | 5x (Washington State [DH-1]) | 2/14/25 |
| Longest Start | -- | -- | -- |
| Shortest Start | -- | -- | -- |
| Longest Relief | 2.0 | 5x (Washington State [DH-1]) | 2/14/25 |
| Hits | 6 | Little Rock | 4/12/23 |
| Runs | 4 | Little Rock | 4/12/23 |
| Earned Runs | 4 | Little Rock | 4/12/23 |
| Walks | 2 | 6x (vs. #22 TCU) | 2/22/25 |
| Strikeouts | 3 | vs. South Carolina | 5/22/24 |

A ||| OVERALL STATISTICS

Record: 31-3 Home: 23-1 Away: 5-1 Neutral: 3-1 SEC: 11-1

| Player | avg | gp-gs | ab | r | h | 2b | 3b | hr | rbi | tb | slg% | bb | hp | so | gdp | ob% | sf | sh | sb-att | po | a | e | fld% | |
|---------------------|------|-------|------|-----|-----|----|----|----|-----|-----|------|-----|----|-----|-----|------|----|----|--------|-----|-----|----|-------|--|
| 8 Cam Kozeal | .411 | 29-25 | 107 | 30 | 44 | 10 | 0 | 7 | 37 | 75 | .701 | 9 | 2 | 19 | 1 | .462 | 1 | 2 | 2-3 | 143 | 19 | 1 | .994 | |
| 24 Charles Davalan | .410 | 34-33 | 139 | 52 | 57 | 4 | 1 | 12 | 41 | 99 | .712 | 20 | 4 | 9 | 0 | .497 | 0 | 1 | 5-7 | 56 | 2 | 0 | 1.000 | |
| 22 Logan Maxwell | .386 | 25-25 | 88 | 31 | 34 | 2 | 0 | 9 | 19 | 63 | .716 | 17 | 6 | 15 | 2 | .509 | 1 | 2 | 0-1 | 27 | 0 | 0 | 1.000 | |
| 25 Kuhio Aloy | .371 | 31-30 | 124 | 36 | 46 | 11 | 0 | 9 | 45 | 84 | .677 | 18 | 4 | 39 | 2 | .466 | 0 | 0 | 0-0 | 0 | 0 | 0 | .000 | |
| 9 Wehiwa Aloy | .359 | 34-34 | 142 | 46 | 51 | 12 | 1 | 10 | 37 | 95 | .669 | 17 | 6 | 30 | 4 | .448 | 0 | 0 | 5-6 | 43 | 72 | 3 | .975 | |
| 10 Brent Iredale | .327 | 34-33 | 101 | 39 | 33 | 6 | 0 | 10 | 45 | 69 | .683 | 28 | 13 | 34 | 1 | .500 | 6 | 0 | 2-2 | 13 | 65 | 2 | .975 | |
| 27 Ryder Helfrick | .318 | 31-27 | 85 | 24 | 27 | 4 | 2 | 5 | 18 | 50 | .588 | 17 | 4 | 21 | 0 | .444 | 2 | 3 | 0-2 | 255 | 12 | 3 | .989 | |
| 4 Justin Thomas Jr. | .286 | 32-26 | 77 | 24 | 22 | 4 | 0 | 4 | 19 | 38 | .494 | 21 | 4 | 26 | 2 | .448 | 3 | 2 | 4-7 | 49 | 2 | 1 | .981 | |
| 3 Nolan Souza | .245 | 31-27 | 94 | 24 | 23 | 4 | 0 | 4 | 22 | 39 | .415 | 19 | 0 | 29 | 0 | .372 | 0 | 0 | 9-9 | 36 | 47 | 2 | .976 | |
| ----- | | | | | | | | | | | | | | | | | | | | | | | | |
| 28 Carson Boles | .423 | 15-7 | 26 | 11 | 11 | 4 | 0 | 1 | 11 | 18 | .692 | 11 | 0 | 5 | 0 | .595 | 0 | 0 | 0-0 | 11 | 0 | 1 | .917 | |
| 17 Zane Becker | .280 | 16-7 | 25 | 4 | 7 | 3 | 0 | 0 | 4 | 10 | .400 | 4 | 4 | 7 | 0 | .455 | 0 | 1 | 1-1 | 83 | 2 | 0 | 1.000 | |
| 1 Rocco Peppi | .278 | 13-11 | 36 | 7 | 10 | 2 | 0 | 0 | 9 | 12 | .333 | 4 | 4 | 6 | 1 | .400 | 1 | 0 | 0-0 | 60 | 9 | 1 | .986 | |
| 6 Gabe Fraser | .190 | 16-5 | 21 | 6 | 4 | 0 | 0 | 1 | 8 | 7 | .333 | 1 | 0 | 6 | 0 | .217 | 1 | 0 | 0-0 | 8 | 9 | 2 | .895 | |
| 5 Kendall Diggs | .167 | 21-14 | 48 | 7 | 8 | 2 | 1 | 2 | 7 | 18 | .375 | 6 | 1 | 15 | 2 | .273 | 0 | 0 | 1-2 | 25 | 0 | 1 | .962 | |
| 42 Michael Anderson | .000 | 3-2 | 7 | 0 | 0 | 0 | 0 | 0 | 0 | 0 | .000 | 1 | 0 | 2 | 0 | .125 | 0 | 0 | 0-0 | 9 | 0 | 0 | 1.000 | |
| 18 Reese Robinett | .000 | 10-0 | 6 | 0 | 0 | 0 | 0 | 0 | 0 | 0 | .000 | 1 | 0 | 4 | 0 | .143 | 0 | 0 | 0-0 | 19 | 1 | 0 | 1.000 | |
| Totals | .335 | 34 | 1126 | 341 | 377 | 68 | 5 | 74 | 322 | 677 | .601 | 194 | 52 | 267 | 15 | .449 | 15 | 11 | 29-40 | 852 | 271 | 18 | .984 | |
| Opponents | .226 | 34 | 1043 | 120 | 236 | 53 | 3 | 23 | 109 | 364 | .349 | 92 | 36 | 338 | 19 | .309 | 7 | 12 | 29-37 | 789 | 258 | 35 | .968 | |

LOB - Team (270), Opp (218). DPs turned - Team (26), Opp (16). CI - Team (0), Opp (2). IBB - Team (6), Maxwell 3, K. Aloy 2, Davalan 1. Picked off - Boles 1, W. Aloy 1, Thomas Jr. 1, Fraser 1.

(All games Sorted by Earned run avg)

| Player | era | w-l | app | gs | cg | sho | sv | ip | h | r | er | bb | so | 2b | 3b | hr | b/avg | wp | hp | bk | sfa | sha | | |
|-----------------------|-------|------|-----|----|----|-----|----|-------|-----|-----|-----|-----|-----|----|----|----|-------|----|----|----|-----|-----|--|--|
| 33 Zach Root | 3.48 | 5-1 | 8 | 8 | 1 | 0/2 | 0 | 44.0 | 34 | 17 | 17 | 14 | 60 | 15 | 0 | 2 | .209 | 3 | 5 | 1 | 1 | 1 | | |
| 35 Landon Beidelschie | 3.82 | 4-0 | 8 | 7 | 0 | 0/0 | 0 | 35.1 | 36 | 16 | 15 | 10 | 36 | 7 | 0 | 7 | .277 | 1 | 4 | 0 | 0 | 4 | | |
| 20 Gabe Gaekle | 5.77 | 2-0 | 8 | 8 | 0 | 0/0 | 0 | 34.1 | 32 | 24 | 22 | 17 | 40 | 6 | 2 | 1 | .242 | 7 | 4 | 0 | 0 | 2 | | |
| ----- | | | | | | | | | | | | | | | | | | | | | | | | |
| 36 Parker Coil | 0.60 | 2-0 | 10 | 0 | 0 | 0/0 | 0 | 15.0 | 14 | 3 | 1 | 2 | 15 | 2 | 0 | 1 | .237 | 0 | 1 | 0 | 1 | 0 | | |
| 16 Aiden Jimenez | 1.42 | 3-0 | 10 | 0 | 0 | 0/1 | 1 | 19.0 | 15 | 3 | 3 | 2 | 22 | 2 | 0 | 0 | .227 | 1 | 1 | 0 | 1 | 0 | | |
| 14 Gage Wood | 2.57 | 0-0 | 2 | 2 | 0 | 0/0 | 0 | 7.0 | 4 | 3 | 2 | 1 | 13 | 1 | 1 | 0 | .160 | 1 | 1 | 0 | 1 | 0 | | |
| 31 Dylan Carter | 2.60 | 4-0 | 13 | 0 | 0 | 0/2 | 0 | 17.1 | 16 | 5 | 5 | 6 | 19 | 4 | 0 | 1 | .258 | 6 | 3 | 0 | 1 | 1 | | |
| 44 Carson Wiggins | 2.70 | 1-0 | 10 | 0 | 0 | 0/0 | 3 | 10.0 | 4 | 3 | 3 | 7 | 13 | 1 | 0 | 0 | .118 | 4 | 0 | 0 | 0 | 0 | | |
| 40 Ben Bybee | 3.04 | 3-0 | 10 | 3 | 0 | 0/0 | 0 | 23.2 | 19 | 9 | 8 | 6 | 23 | 2 | 0 | 2 | .224 | 0 | 1 | 1 | 1 | 0 | | |
| 41 Will McEntire | 3.60 | 1-0 | 10 | 0 | 0 | 0/0 | 1 | 15.0 | 11 | 7 | 6 | 2 | 16 | 2 | 0 | 4 | .200 | 1 | 1 | 0 | 0 | 1 | | |
| 13 Steele Eaves | 3.86 | 0-0 | 4 | 0 | 0 | 0/1 | 0 | 4.2 | 6 | 2 | 2 | 1 | 6 | 0 | 0 | 0 | .300 | 1 | 2 | 0 | 0 | 0 | | |
| 26 Tate McGuire | 3.93 | 1-2 | 10 | 2 | 0 | 0/1 | 1 | 18.1 | 14 | 8 | 8 | 6 | 15 | 5 | 0 | 2 | .212 | 1 | 2 | 0 | 1 | 0 | | |
| 29 Cole Gibler | 4.05 | 1-0 | 9 | 0 | 0 | 0/0 | 1 | 13.1 | 11 | 6 | 6 | 6 | 28 | 1 | 0 | 1 | .220 | 1 | 3 | 0 | 0 | 0 | | |
| 38 Colin Fisher | 4.19 | 3-0 | 11 | 4 | 0 | 0/2 | 0 | 19.1 | 14 | 9 | 9 | 8 | 26 | 4 | 0 | 2 | .203 | 3 | 2 | 0 | 0 | 2 | | |
| 46 Christian Foutch | 4.70 | 1-0 | 9 | 0 | 0 | 0/0 | 3 | 7.2 | 6 | 5 | 4 | 4 | 6 | 1 | 0 | 0 | .222 | 1 | 6 | 0 | 0 | 1 | | |
| Totals | 3.52 | 31-3 | 34 | 34 | 1 | 3/3 | 10 | 284.0 | 236 | 120 | 111 | 92 | 338 | 53 | 3 | 23 | .226 | 31 | 36 | 2 | 7 | 12 | | |
| Opponents | 10.51 | 3-31 | 34 | 34 | 0 | 0/0 | 1 | 263.0 | 377 | 341 | 307 | 194 | 267 | 68 | 5 | 74 | .335 | 34 | 52 | 4 | 15 | 11 | | |

PB - Team (4), Helfrick 3, Becker 1, Opp (3). Pickoffs - Team (5), Carter 2, Root 1, Helfrick 1, McGuire 1, Opp (4). SBA/ATT - Helfrick (21-28), Beidelschies (6-10), Becker (8-8), Gaekle (5-7), Fisher (3-4), Bybee (4-4), McGuire (3-3), Foutch (2-2), Coil (2-2), Wiggins (1-1), McEntire (0-1), Eaves (1-1), Root (1-1), Jimenez (1-1).

Record: 11-1 Home: 6-0 Away: 5-1 SEC: 11-1

| Player | avg | gp-gs | ab | r | h | 2b | 3b | hr | rbi | tb | slg% | bb | hp | so | gdp | ob% | sf | sh | sb-att | po | a | e | fld% | |
|---------------------|-------|-------|-----|-----|-----|----|----|----|-----|-----|-------|----|----|-----|-----|-------|----|----|--------|-----|----|----|-------|--|
| 8 Cam Kozeal | .532 | 12-11 | 47 | 19 | 25 | 5 | 0 | 5 | 26 | 45 | .957 | 6 | 1 | 8 | 0 | .582 | 1 | 1 | 1-1 | 60 | 8 | 1 | .986 | |
| 22 Logan Maxwell | .462 | 11-11 | 39 | 17 | 18 | 2 | 0 | 6 | 10 | 38 | .974 | 7 | 4 | 6 | 1 | .580 | 0 | 1 | 0-0 | 17 | 0 | 0 | 1.000 | |
| 24 Charles Davalan | .429 | 12-12 | 56 | 20 | 24 | 1 | 0 | 8 | 22 | 49 | .875 | 6 | 1 | 6 | 0 | .492 | 0 | 0 | 2-2 | 20 | 1 | 0 | 1.000 | |
| 27 Ryder Helfrick | .375 | 12-12 | 40 | 14 | 15 | 3 | 1 | 2 | 9 | 26 | .650 | 7 | 2 | 4 | 0 | .480 | 1 | 2 | 0-0 | 112 | 6 | 1 | .992 | |
| 9 Wehiwa Aloy | .309 | 12-12 | 55 | 18 | 17 | 3 | 0 | 4 | 13 | 32 | .582 | 7 | 0 | 14 | 2 | .387 | 0 | 0 | 1-1 | 21 | 22 | 1 | .977 | |
| 25 Kuhio Aloy | .302 | 12-12 | 53 | 11 | 16 | 5 | 0 | 1 | 9 | 24 | .453 | 5 | 2 | 22 | 0 | .383 | 0 | 0 | 0-0 | 0 | 0 | 0 | .000 | |
| 4 Justin Thomas Jr. | .297 | 12-11 | 37 | 9 | 11 | 2 | 0 | 2 | 14 | 19 | .514 | 6 | 1 | 15 | 1 | .383 | 3 | 1 | 0-0 | 19 | 1 | 1 | .952 | |
| 10 Brent Iredale | .250 | 12-12 | 40 | 12 | 10 | 0 | 0 | 3 | 13 | 19 | .475 | 9 | 5 | 18 | 1 | .429 | 2 | 0 | 0-0 | 2 | 23 | 1 | .962 | |
| 3 Nolan Souza | .250 | 12-11 | 40 | 9 | 10 | 2 | 0 | 1 | 9 | 15 | .375 | 10 | 0 | 12 | 0 | .400 | 0 | 0 | 2-2 | 20 | 20 | 1 | .976 | |
| ----- | | | | | | | | | | | | | | | | | | | | | | | | |
| 6 Gabe Fraser | 1.000 | 5-0 | 1 | 3 | 1 | 0 | 0 | 0 | 2 | 1 | 1.000 | 1 | 0 | 0 | 0 | 1.000 | 0 | 0 | 0-0 | 2 | 0 | 0 | 1.000 | |
| 28 Carson Boles | .750 | 3-1 | 4 | 4 | 3 | 0 | 0 | 1 | 4 | 6 | 1.500 | 2 | 0 | 1 | 0 | .833 | 0 | 0 | 0-0 | 2 | 0 | 0 | 1.000 | |
| 1 Rocco Peppi | .500 | 3-2 | 10 | 1 | 5 | 0 | 0 | 0 | 1 | 5 | .500 | 0 | 0 | 2 | 0 | .500 | 0 | 0 | 0-0 | 9 | 2 | 0 | 1.000 | |
| 5 Kendall Diggs | .000 | 5-1 | 4 | 0 | 0 | 0 | 0 | 0 | 0 | 0 | .000 | 0 | 0 | 2 | 0 | .000 | 0 | 0 | 0-0 | 3 | 0 | 0 | 1.000 | |
| 17 Zane Becker | .000 | 4-0 | 2 | 1 | 0 | 0 | 0 | 0 | 0 | 0 | .000 | 1 | 0 | 1 | 0 | .333 | 0 | 0 | 0-0 | 7 | 0 | 0 | 1.000 | |
| 42 Michael Anderson | .000 | 1-0 | 1 | 0 | 0 | 0 | 0 | 0 | 0 | 0 | .000 | 0 | 0 | 1 | 0 | .000 | 0 | 0 | 0-0 | 0 | 0 | 0 | .000 | |
| 18 Reese Robinett | .000 | 1-0 | 0 | 0 | 0 | 0 | 0 | 0 | 0 | 0 | .000 | 0 | 0 | 0 | 0 | .000 | 0 | 0 | 0-0 | 0 | 0 | 0 | .000 | |
| Totals | .361 | 12 | 429 | 138 | 155 | 23 | 1 | 33 | 132 | 279 | .650 | 67 | 16 | 112 | 5 | .459 | 7 | 5 | 6-6 | 300 | 90 | 6 | .985 | |
| Opponents | .231 | 12 | 364 | 47 | 84 | 23 | 0 | 10 | 40 | 137 | .376 | 38 | 14 | 118 | 7 | .325 | 3 | 7 | 11-15 | 286 | 82 | 12 | .968 | |

LOB - Team (101), Opp (79). DPs turned - Team (9), Opp (5). CI - Team (0), Opp (1). IBB - Team (3), Davalan 1, Maxwell 1, K. Aloy 1. Picked off - Thomas Jr. 1.

(SEC games only Sorted by Earned run avg)

| Player | era | w-l | app | gs | cg | sho | sv | ip | h | r | er | bb | so | 2b | 3b | hr | b/avg | wp | hp | bk | sfa | sha |
|-----------------------|-------|------|-----|----|----|-----|----|-------|-----|-----|-----|----|-----|----|----|----|-------|----|----|----|-----|-----|
| 16 Aiden Jimenez | 0.69 | 2-0 | 5 | 0 | 0 | 0/1 | 1 | 13.0 | 7 | 1 | 1 | 0 | 16 | 0 | 0 | 0 | .163 | 1 | 1 | 0 | 1 | 0 |
| 33 Zach Root | 4.76 | 3-1 | 4 | 4 | 1 | 0/1 | 0 | 22.2 | 22 | 12 | 12 | 8 | 24 | 11 | 0 | 2 | .256 | 2 | 2 | 1 | 1 | 1 |
| 20 Gabe Gaeckle | 5.28 | 1-0 | 4 | 4 | 0 | 0/0 | 0 | 15.1 | 14 | 11 | 9 | 8 | 21 | 2 | 0 | 0 | .237 | 3 | 2 | 0 | 0 | 1 |
| 35 Landon Beidelschie | 5.51 | 1-0 | 4 | 4 | 0 | 0/0 | 0 | 16.1 | 19 | 11 | 10 | 7 | 16 | 4 | 0 | 5 | .317 | 0 | 4 | 0 | 0 | 3 |
| ----- | | | | | | | | | | | | | | | | | | | | | | |
| 40 Ben Bybee | 0.00 | 1-0 | 3 | 0 | 0 | 0/0 | 0 | 7.0 | 3 | 0 | 0 | 2 | 9 | 1 | 0 | 0 | .136 | 0 | 0 | 0 | 0 | 0 |
| 13 Steele Eaves | 0.00 | 0-0 | 1 | 0 | 0 | 0/0 | 0 | 1.0 | 1 | 0 | 0 | 0 | 2 | 0 | 0 | 0 | .250 | 0 | 0 | 0 | 0 | 0 |
| 29 Cole Gibler | 0.00 | 0-0 | 1 | 0 | 0 | 0/0 | 0 | 1.0 | 0 | 0 | 0 | 0 | 2 | 0 | 0 | 0 | .000 | 0 | 1 | 0 | 0 | 0 |
| 41 Will McEntire | 1.23 | 0-0 | 3 | 0 | 0 | 0/0 | 1 | 7.1 | 3 | 1 | 1 | 0 | 8 | 1 | 0 | 1 | .115 | 0 | 0 | 0 | 0 | 0 |
| 36 Parker Coil | 2.25 | 2-0 | 2 | 0 | 0 | 0/0 | 0 | 4.0 | 5 | 1 | 1 | 1 | 5 | 1 | 0 | 1 | .294 | 0 | 1 | 0 | 0 | 0 |
| 44 Carson Wiggins | 3.60 | 1-0 | 4 | 0 | 0 | 0/0 | 0 | 5.0 | 2 | 2 | 2 | 6 | 7 | 0 | 0 | 0 | .118 | 1 | 0 | 0 | 0 | 0 |
| 31 Dylan Carter | 4.50 | 0-0 | 4 | 0 | 0 | 0/1 | 0 | 4.0 | 1 | 2 | 2 | 2 | 5 | 1 | 0 | 0 | .091 | 0 | 1 | 0 | 1 | 1 |
| 26 Tate McGuire | 6.75 | 0-0 | 1 | 0 | 0 | 0/0 | 0 | 1.1 | 3 | 1 | 1 | 1 | 1 | 1 | 0 | 0 | .429 | 0 | 0 | 0 | 0 | 0 |
| 46 Christian Foutch | 13.50 | 0-0 | 3 | 0 | 0 | 0/0 | 0 | 1.1 | 1 | 2 | 2 | 1 | 2 | 1 | 0 | 0 | .200 | 0 | 2 | 0 | 0 | 0 |
| 38 Colin Fisher | 40.50 | 0-0 | 1 | 0 | 0 | 0/0 | 0 | 0.2 | 3 | 3 | 3 | 2 | 0 | 0 | 0 | 1 | .750 | 0 | 0 | 0 | 0 | 1 |
| Totals | 3.96 | 11-1 | 12 | 12 | 1 | 1/1 | 2 | 100.0 | 84 | 47 | 44 | 38 | 118 | 23 | 0 | 10 | .231 | 7 | 14 | 1 | 3 | 7 |
| Opponents | 11.42 | 1-11 | 12 | 12 | 0 | 0/0 | 0 | 95.1 | 155 | 138 | 121 | 67 | 112 | 23 | 1 | 33 | .361 | 10 | 16 | 0 | 7 | 5 |

PB - Team (2), Helfrick 2, Opp (1). Pickoffs - Team (2), Helfrick 1, Root 1, Opp (1). SBA/ATT - Helfrick (10-14), Beidelschies (5-7), Gaeckle (2-4), Fisher (1-1), Eaves (1-1), Jimenez (1-1), Wiggins (1-1), Becker (1-1).

| Score by innings | 1 | 2 | 3 | 4 | 5 | 6 | 7 | 8 | 9 | EX | Total |
|------------------|----|----|----|----|----|----|----|----|----|----|-------|
| Arkansas | 33 | 31 | 45 | 77 | 51 | 44 | 26 | 17 | 12 | 5 | 341 |
| Opponents | 20 | 12 | 14 | 16 | 12 | 18 | 14 | 2 | 9 | 3 | 120 |

Record when ...

| | | | |
|----------------------|------|----------------------|------|
| Overall | 31-3 | After 6 leading | 27-1 |
| Conference | 11-1 | trailing | 2-1 |
| Non-Conference | 20-2 | tied | 2-1 |
| Home games | 23-1 | After 7 leading | 14-1 |
| Away games | 5-1 | trailing | 1-2 |
| Neutral site | 3-1 | tied | 4-0 |
| Day games | 23-1 | After 8 leading | 16-1 |
| Night games | 8-2 | trailing | 1-2 |
| vs Left starter | 11-2 | tied | 2-0 |
| vs Right starter | 20-1 | | |
| 1-Run games | 4-2 | Hit 0 home runs | 5-0 |
| 2-Run games | 3-0 | ... 1 home run | 3-1 |
| 5+Run games | 17-0 | ... 2+ home runs | 23-2 |
| Extra innings | 2-1 | | |
| Shutouts | 3-0 | Opponent 0 home runs | 20-1 |
| | | 1 home run | 7-0 |
| Scoring 0-2 runs | 1-1 | 2+ HRs | 4-2 |
| 3-5 runs | 5-0 | | |
| 6-9 runs | 8-1 | Made 0 errors | 21-1 |
| 10+ runs | 17-1 | 1 error | 5-1 |
| | | 2+ errors | 5-1 |
| Opponent 0-2 runs | 13-0 | | |
| 3-5 runs | 15-1 | Opp. made 0 errors | 9-2 |
| 6-9 runs | 2-0 | 1 error | 11-1 |
| 10+ runs | 1-2 | 2+ errors | 11-0 |
| Scored in 1st inning | 13-0 | Out-hit opponent | 24-1 |
| Opp. scored in 1st | 9-1 | Out-hit by opponent | 5-2 |
| Scores first | 20-0 | Hits are tied | 2-0 |
| Opp. scores first | 11-3 | | |

Record when team scores:

| | | | | | | | | | | | |
|------|-----|-----|-----|-----|-----|-----|-----|-----|-----|-----|------|
| Runs | 0 | 1 | 2 | 3 | 4 | 5 | 6 | 7 | 8 | 9 | 10+ |
| W-L | 0-0 | 0-0 | 1-1 | 1-0 | 2-0 | 2-0 | 1-1 | 3-0 | 2-0 | 2-0 | 17-1 |

Record when opponent scores:

| | | | | | | | | | | | |
|------|-----|-----|-----|------|-----|-----|-----|-----|-----|-----|-----|
| Runs | 0 | 1 | 2 | 3 | 4 | 5 | 6 | 7 | 8 | 9 | 10+ |
| W-L | 3-0 | 3-0 | 7-0 | 10-1 | 4-0 | 1-0 | 1-0 | 0-0 | 0-0 | 1-0 | 1-2 |

Record when leading after:

| | | | | | | | | |
|------|------|------|------|------|------|------|------|------|
| Inn. | 1 | 2 | 3 | 4 | 5 | 6 | 7 | 8 |
| W-L | 11-0 | 18-0 | 23-0 | 23-1 | 26-1 | 27-1 | 14-1 | 16-1 |

Record when trailing after:

| | | | | | | | | |
|------|-----|-----|-----|-----|-----|-----|-----|-----|
| Inn. | 1 | 2 | 3 | 4 | 5 | 6 | 7 | 8 |
| W-L | 6-1 | 5-2 | 4-3 | 5-2 | 3-2 | 2-1 | 1-2 | 1-2 |

Record when tied after:

| | | | | | | | | |
|------|------|-----|-----|-----|-----|-----|-----|-----|
| Inn. | 1 | 2 | 3 | 4 | 5 | 6 | 7 | 8 |
| W-L | 14-2 | 8-1 | 4-0 | 3-0 | 2-0 | 2-1 | 4-0 | 2-0 |

Current winning streak: 8
 Longest winning streak: 12
 Longest losing streak: 1

Home attendance : 211690 (22 dates avg = 9622)
 Away attendance : 93018 (10 dates avg = 9301)
 Total attendance: 304708 (32 dates avg = 9522)



| Multiple Hit Games | 2 | 3 | 4 | 5+ | Total |
|---------------------------|-----------|-----------|----------|-----------|--------------|
| 24 Charles Davalan | 11 | 5 | 2 | - | 18 |
| 9 Wehiwa Aloy | 11 | 4 | 2 | - | 17 |
| 25 Kuhio Aloy | 10 | 3 | 1 | - | 14 |
| 8 Cam Kozeal | 10 | 3 | 1 | - | 14 |
| 22 Logan Maxwell | 8 | 3 | - | - | 11 |
| 10 Brent Iredale | 7 | 2 | - | - | 9 |
| 27 Ryder Helfrick | 4 | 2 | - | - | 6 |
| 3 Nolan Souza | 4 | 1 | - | - | 5 |
| 4 Justin Thomas Jr. | 4 | - | - | - | 4 |
| 1 Rocco Peppi | 3 | - | - | - | 3 |
| 28 Carson Boles | 2 | - | - | - | 2 |
| 17 Zane Becker | 1 | - | - | - | 1 |
| 6 Gabe Fraser | 1 | - | - | - | 1 |
| TEAM | 76 | 23 | 6 | 0 | 105 |

| Multiple RBI Games | 2 | 3 | 4 | 5+ | Total |
|---------------------------|-----------|-----------|-----------|-----------|--------------|
| 25 Kuhio Aloy | 5 | 5 | 1 | 1 | 12 |
| 24 Charles Davalan | 5 | 3 | 2 | 1 | 11 |
| 10 Brent Iredale | 3 | 3 | 2 | 2 | 10 |
| 9 Wehiwa Aloy | 5 | 1 | 3 | 1 | 10 |
| 8 Cam Kozeal | 4 | 2 | - | 3 | 9 |
| 3 Nolan Souza | 3 | 3 | - | - | 6 |
| 4 Justin Thomas Jr. | 4 | - | 1 | - | 5 |
| 22 Logan Maxwell | 5 | - | - | - | 5 |
| 27 Ryder Helfrick | 3 | 2 | - | - | 5 |
| 28 Carson Boles | 2 | 2 | - | - | 4 |
| 5 Kendall Diggs | 2 | - | - | - | 2 |
| 1 Rocco Peppi | 1 | - | 1 | - | 2 |
| 17 Zane Becker | - | 1 | - | - | 1 |
| 6 Gabe Fraser | - | - | 1 | - | 1 |
| TEAM | 42 | 22 | 11 | 8 | 83 |

| Hitting Streaks | Longest | Current |
|------------------------|----------------|----------------|
| 24 Charles Davalan | 17 | 17 |
| 25 Kuhio Aloy | 12 | 3 |
| 9 Wehiwa Aloy | 10 | - |
| 8 Cam Kozeal | 8 | 4 |
| 4 Justin Thomas Jr. | 7 | 1 |
| 22 Logan Maxwell | 7 | 7 |
| 5 Kendall Diggs | 5 | - |
| 28 Carson Boles | 5 | 5 |
| 10 Brent Iredale | 5 | - |
| 3 Nolan Souza | 5 | 1 |
| 27 Ryder Helfrick | 5 | 4 |
| 1 Rocco Peppi | 4 | 4 |
| 17 Zane Becker | 2 | - |
| 6 Gabe Fraser | 1 | 1 |

| Reached Base Streaks | Longest | Current |
|-----------------------------|----------------|----------------|
| 24 Charles Davalan | 28 | 28 |
| 10 Brent Iredale | 25 | - |
| 22 Logan Maxwell | 25 | 25 |
| 9 Wehiwa Aloy | 16 | - |
| 8 Cam Kozeal | 14 | 4 |
| 4 Justin Thomas Jr. | 12 | 12 |
| 25 Kuhio Aloy | 12 | 5 |
| 27 Ryder Helfrick | 11 | 11 |
| 5 Kendall Diggs | 11 | - |
| 28 Carson Boles | 8 | 5 |
| 3 Nolan Souza | 6 | 6 |
| 1 Rocco Peppi | 5 | 5 |
| 17 Zane Becker | 4 | 1 |
| 6 Gabe Fraser | 2 | 2 |
| 42 Michael Anderson | 1 | - |
| 18 Reese Robinett | 1 | - |

**Starting Lineup By Position
(Team W-L record when starter)**

| | | |
|----------------------|----|--------|
| PITCHER: | | |
| 33 Zach Root | 8 | (7-1) |
| 20 Gabe Gaeckle | 8 | (7-1) |
| 35 Landon Beidelschi | 7 | (7-0) |
| 38 Colin Fisher | 4 | (3-1) |
| 40 Ben Bybee | 3 | (3-0) |
| 26 Tate McGuire | 2 | (2-0) |
| 14 Gage Wood | 2 | (2-0) |
| CATCHER: | | |
| 27 Ryder Helfrick | 27 | (25-2) |
| 17 Zane Becker | 7 | (6-1) |
| FIRST BASE: | | |
| 8 Cam Kozeal | 22 | (21-1) |
| 1 Rocco Peppi | 10 | (8-2) |
| 42 Michael Anderson | 2 | (2-0) |
| SECOND BASE: | | |
| 3 Nolan Souza | 27 | (24-3) |
| 6 Gabe Fraser | 4 | (4-0) |
| 8 Cam Kozeal | 3 | (3-0) |
| THIRD BASE: | | |
| 10 Brent Iredale | 33 | (31-2) |
| 6 Gabe Fraser | 1 | (0-1) |
| SHORTSTOP: | | |
| 9 Wehiwa Aloy | 34 | (31-3) |
| LEFT FIELD: | | |
| 24 Charles Davalan | 21 | (19-2) |
| 22 Logan Maxwell | 6 | (5-1) |
| 4 Justin Thomas Jr. | 4 | (4-0) |
| 28 Carson Boles | 3 | (3-0) |
| CENTER FIELD: | | |
| 4 Justin Thomas Jr. | 22 | (20-2) |
| 24 Charles Davalan | 12 | (11-1) |
| RIGHT FIELD: | | |
| 22 Logan Maxwell | 15 | (14-1) |
| 5 Kendall Diggs | 14 | (12-2) |
| 28 Carson Boles | 4 | (4-0) |
| 1 Rocco Peppi | 1 | (1-0) |
| DESIGNATED HITTER: | | |
| 25 Kuhio Aloy | 30 | (27-3) |
| 22 Logan Maxwell | 4 | (4-0) |

**Starting Lineup By Lineup Spot
(Team W-L record when starter)**

| | | |
|---------------------|----|--------|
| LEADOFF: | | |
| 24 Charles Davalan | 33 | (30-3) |
| 4 Justin Thomas Jr. | 1 | (1-0) |
| 2ND SPOT: | | |
| 9 Wehiwa Aloy | 34 | (31-3) |
| 3RD SPOT: | | |
| 22 Logan Maxwell | 21 | (19-2) |
| 25 Kuhio Aloy | 6 | (6-0) |
| 8 Cam Kozeal | 3 | (3-0) |
| 1 Rocco Peppi | 2 | (2-0) |
| 10 Brent Iredale | 2 | (1-1) |
| CLEANUP: | | |
| 10 Brent Iredale | 16 | (16-0) |
| 25 Kuhio Aloy | 15 | (12-3) |
| 22 Logan Maxwell | 3 | (3-0) |
| 5TH SPOT: | | |
| 10 Brent Iredale | 15 | (14-1) |
| 25 Kuhio Aloy | 6 | (6-0) |
| 8 Cam Kozeal | 4 | (3-1) |
| 5 Kendall Diggs | 3 | (3-0) |
| 28 Carson Boles | 2 | (2-0) |
| 1 Rocco Peppi | 2 | (1-1) |
| 3 Nolan Souza | 1 | (1-0) |
| 22 Logan Maxwell | 1 | (1-0) |
| 6TH SPOT: | | |
| 8 Cam Kozeal | 13 | (13-0) |
| 1 Rocco Peppi | 7 | (6-1) |
| 5 Kendall Diggs | 6 | (4-2) |
| 25 Kuhio Aloy | 3 | (3-0) |
| 27 Ryder Helfrick | 2 | (2-0) |
| 3 Nolan Souza | 1 | (1-0) |
| 28 Carson Boles | 1 | (1-0) |
| 17 Zane Becker | 1 | (1-0) |
| 7TH SPOT: | | |
| 27 Ryder Helfrick | 15 | (13-2) |
| 3 Nolan Souza | 6 | (5-1) |
| 28 Carson Boles | 4 | (4-0) |
| 5 Kendall Diggs | 4 | (4-0) |
| 8 Cam Kozeal | 3 | (3-0) |
| 42 Michael Anderson | 2 | (2-0) |
| 8TH SPOT: | | |
| 3 Nolan Souza | 16 | (14-2) |
| 27 Ryder Helfrick | 8 | (8-0) |
| 17 Zane Becker | 5 | (4-1) |
| 6 Gabe Fraser | 2 | (2-0) |
| 8 Cam Kozeal | 2 | (2-0) |
| 5 Kendall Diggs | 1 | (1-0) |
| 9TH SPOT: | | |
| 4 Justin Thomas Jr. | 25 | (23-2) |
| 6 Gabe Fraser | 3 | (2-1) |
| 3 Nolan Souza | 3 | (3-0) |
| 27 Ryder Helfrick | 2 | (2-0) |
| 17 Zane Becker | 1 | (1-0) |



STARTERS SUMMARY

| Player | GS | Position | | | | | | | | | | | Batting Order | | | | | | | | | |
|-------------------|----|----------|----|----|----|----|----|----|----|----|----|----|---------------|-----|-----|-----|-----|-----|-----|-----|-----|---|
| | | p | c | 1b | 2b | 3b | ss | lf | cf | rf | of | dh | 1st | 2nd | 3rd | 4th | 5th | 6th | 7th | 8th | 9th | |
| 9 Wehiwa Aloy | 34 | . | . | . | . | . | 34 | . | . | . | . | . | . | 34 | . | . | . | . | . | . | . | |
| 24 Charles Davala | 33 | . | . | . | . | . | . | 21 | 12 | . | . | . | 33 | . | . | . | . | . | . | . | | |
| 10 Brent Iredale | 33 | . | . | . | . | 33 | . | . | . | . | . | . | . | . | 2 | 16 | 15 | . | . | . | | |
| 25 Kuhio Aloy | 30 | . | . | . | . | . | . | . | . | . | . | 30 | . | . | 6 | 15 | 6 | 3 | . | . | | |
| 27 Ryder Helfrick | 27 | . | 27 | . | . | . | . | . | . | . | . | . | . | . | . | . | . | 2 | 15 | 8 | 2 | |
| 3 Nolan Souza | 27 | . | . | . | 27 | . | . | . | . | . | . | . | . | . | . | . | 1 | 1 | 6 | 16 | 3 | |
| 4 Justin Thomas J | 26 | . | . | . | . | . | . | 4 | 22 | . | . | . | 1 | . | . | . | . | . | . | . | 25 | |
| 22 Logan Maxwell | 25 | . | . | . | . | . | . | 6 | . | 15 | . | 4 | . | . | 21 | 3 | 1 | . | . | . | | |
| 8 Cam Kozeal | 25 | . | . | 22 | 3 | . | . | . | . | . | . | . | . | . | 3 | . | 4 | 13 | 3 | 2 | . | |
| 5 Kendall Diggs | 14 | . | . | . | . | . | . | . | . | . | 14 | . | . | . | . | . | 3 | 6 | 4 | 1 | . | |
| 1 Rocco Peppi | 11 | . | . | 10 | . | . | . | . | . | . | 1 | . | . | . | . | . | 2 | 7 | . | . | . | |
| 33 Zach Root | 8 | 8 | . | . | . | . | . | . | . | . | . | . | . | . | . | . | . | . | . | . | . | |
| 20 Gabe Gaeckle | 8 | 8 | . | . | . | . | . | . | . | . | . | . | . | . | . | . | . | . | . | . | . | |
| 28 Carson Boles | 7 | . | . | . | . | . | . | 3 | . | 4 | . | . | . | . | . | . | . | 2 | 1 | 4 | . | |
| 35 Landon Beidels | 7 | 7 | . | . | . | . | . | . | . | . | . | . | . | . | . | . | . | . | . | . | . | |
| 17 Zane Becker | 7 | . | 7 | . | . | . | . | . | . | . | . | . | . | . | . | . | . | . | 1 | . | 5 | 1 |
| 6 Gabe Fraser | 5 | . | . | . | 4 | 1 | . | . | . | . | . | . | . | . | . | . | . | . | . | . | 2 | 3 |
| 38 Colin Fisher | 4 | 4 | . | . | . | . | . | . | . | . | . | . | . | . | . | . | . | . | . | . | . | . |
| 40 Ben Bybee | 3 | 3 | . | . | . | . | . | . | . | . | . | . | . | . | . | . | . | . | . | . | . | . |
| 26 Tate McGuire | 2 | 2 | . | . | . | . | . | . | . | . | . | . | . | . | . | . | . | . | . | . | . | . |
| 14 Gage Wood | 2 | 2 | . | . | . | . | . | . | . | . | . | . | . | . | . | . | . | . | . | . | . | . |
| 42 Michael Anders | 2 | . | . | 2 | . | . | . | . | . | . | . | . | . | . | . | . | . | . | . | . | 2 | . |



INDIVIDUAL GAME-BY-GAME

#42 Michael Anderson - 3 games (All games)

| Date | Opponent | Pos | AB | R | H | RBI | 2B | 3B | HR | BB | SB | CS | HBP | SAC | SF | GDP | K | PO | A | E | Avg |
|--------|---------------|------|----|---|---|-----|----|----|----|----|----|----|-----|-----|----|-----|---|----|---|---|------|
| Feb 14 | WASHINGTON ST | *1b | 4 | 0 | 0 | 0 | 0 | 0 | 0 | 0 | 0 | 0 | 0 | 0 | 0 | 0 | 1 | 3 | 0 | 0 | .000 |
| Apr 01 | vs Grambling | *1b | 2 | 0 | 0 | 0 | 0 | 0 | 0 | 1 | 0 | 0 | 0 | 0 | 0 | 0 | 0 | 6 | 0 | 0 | .000 |
| Apr 05 | MISSOURI | ph/1 | 1 | 0 | 0 | 0 | 0 | 0 | 0 | 0 | 0 | 0 | 0 | 0 | 0 | 0 | 1 | 0 | 0 | 0 | .000 |
| Totals | | 2gs | 7 | 0 | 0 | 0 | 0 | 0 | 0 | 1 | 0 | 0 | 0 | 0 | 0 | 0 | 2 | 9 | 0 | 0 | .000 |

On base pct. .125 • Slugging pct. .000

#17 Zane Becker - 16 games (All games)

| Date | Opponent | Pos | AB | R | H | RBI | 2B | 3B | HR | BB | SB | CS | HBP | SAC | SF | GDP | K | PO | A | E | Avg |
|--------|----------------|------|----|---|---|-----|----|----|----|----|----|----|-----|-----|----|-----|---|----|---|---|------|
| Feb 14 | WASHINGTON ST | pr/c | 0 | 1 | 0 | 0 | 0 | 0 | 0 | 0 | 0 | 0 | 0 | 0 | 0 | 0 | 0 | 1 | 0 | 0 | .000 |
| Feb 15 | WASHINGTON ST | *c | 3 | 0 | 2 | 1 | 2 | 0 | 0 | 0 | 0 | 0 | 0 | 0 | 0 | 0 | 0 | 8 | 0 | 0 | .667 |
| Feb 17 | WASHINGTON ST | c | 0 | 0 | 0 | 0 | 0 | 0 | 0 | 0 | 0 | 0 | 0 | 0 | 0 | 0 | 0 | 1 | 0 | 0 | .667 |
| Feb 23 | vs Michigan | ph/c | 2 | 0 | 1 | 0 | 0 | 0 | 0 | 1 | 0 | 0 | 0 | 0 | 0 | 0 | 0 | 6 | 0 | 0 | .600 |
| Feb 25 | GRAMBLING | c | 1 | 0 | 0 | 0 | 0 | 0 | 0 | 0 | 0 | 0 | 0 | 0 | 0 | 0 | 0 | 3 | 0 | 0 | .500 |
| Mar 05 | ULM | *c | 3 | 1 | 1 | 0 | 0 | 0 | 0 | 0 | 0 | 0 | 1 | 0 | 0 | 0 | 1 | 6 | 0 | 0 | .444 |
| Mar 08 | PORTLAND | c | 0 | 0 | 0 | 0 | 0 | 0 | 0 | 0 | 0 | 0 | 0 | 0 | 0 | 0 | 0 | 1 | 0 | 0 | .444 |
| Mar 11 | UCA | *c | 4 | 0 | 1 | 0 | 0 | 0 | 0 | 0 | 0 | 0 | 0 | 0 | 0 | 0 | 2 | 14 | 0 | 0 | .385 |
| Mar 15 | at Ole Miss | ph/c | 1 | 0 | 0 | 0 | 0 | 0 | 0 | 0 | 0 | 0 | 0 | 0 | 0 | 0 | 0 | 2 | 0 | 0 | .357 |
| Mar 18 | ORAL ROBERTS | *c | 2 | 0 | 1 | 0 | 0 | 0 | 0 | 1 | 1 | 0 | 1 | 0 | 0 | 0 | 0 | 7 | 0 | 0 | .375 |
| Mar 22 | SOUTH CAROLIN | c | 0 | 0 | 0 | 0 | 0 | 0 | 0 | 0 | 0 | 0 | 0 | 0 | 0 | 0 | 0 | 0 | 0 | 0 | .375 |
| Mar 25 | MISSOURI STATE | *c | 4 | 1 | 1 | 3 | 1 | 0 | 0 | 0 | 0 | 0 | 1 | 0 | 0 | 0 | 2 | 17 | 2 | 0 | .350 |
| Apr 01 | vs Grambling | *c | 2 | 0 | 0 | 0 | 0 | 0 | 0 | 0 | 0 | 0 | 1 | 1 | 0 | 0 | 0 | 8 | 0 | 0 | .318 |
| Apr 05 | MISSOURI | ph/c | 0 | 1 | 0 | 0 | 0 | 0 | 0 | 1 | 0 | 0 | 0 | 0 | 0 | 0 | 0 | 2 | 0 | 0 | .318 |
| Apr 06 | MISSOURI-1 | ph/c | 1 | 0 | 0 | 0 | 0 | 0 | 0 | 0 | 0 | 0 | 0 | 0 | 0 | 0 | 1 | 3 | 0 | 0 | .304 |
| Apr 08 | ARKANSAS STAT | *c | 2 | 0 | 0 | 0 | 0 | 0 | 0 | 1 | 0 | 0 | 0 | 0 | 0 | 0 | 1 | 4 | 0 | 0 | .280 |
| Totals | | 7gs | 25 | 4 | 7 | 4 | 3 | 0 | 0 | 4 | 1 | 0 | 4 | 1 | 0 | 0 | 7 | 83 | 2 | 0 | .280 |

On base pct. .455 • Slugging pct. .400

#35 Landon Beidelschies - 4 games (All games)

| Date | Opponent | Pos | AB | R | H | RBI | 2B | 3B | HR | BB | SB | CS | HBP | SAC | SF | GDP | K | PO | A | E | Avg |
|--------|---------------|-----|----|---|---|-----|----|----|----|----|----|----|-----|-----|----|-----|---|----|---|---|------|
| Feb 17 | WASHINGTON ST | *p | 0 | 0 | 0 | 0 | 0 | 0 | 0 | 0 | 0 | 0 | 0 | 0 | 0 | 0 | 0 | 0 | 1 | 0 | .000 |
| Feb 22 | vs TCU | p | 0 | 0 | 0 | 0 | 0 | 0 | 0 | 0 | 0 | 0 | 0 | 0 | 0 | 0 | 0 | 0 | 1 | 0 | .000 |
| Mar 02 | CHARLOTTE | *p | 0 | 0 | 0 | 0 | 0 | 0 | 0 | 0 | 0 | 0 | 0 | 0 | 0 | 0 | 0 | 1 | 1 | 0 | .000 |
| Mar 09 | PORTLAND | *p | 0 | 0 | 0 | 0 | 0 | 0 | 0 | 0 | 0 | 0 | 0 | 0 | 0 | 0 | 0 | 0 | 1 | 0 | .000 |
| Totals | | 3gs | 0 | 0 | 0 | 0 | 0 | 0 | 0 | 0 | 0 | 0 | 0 | 0 | 0 | 0 | 0 | 1 | 4 | 0 | .000 |

On base pct. .000 • Slugging pct. .000

#35 Landon Beidelschies - 8 appearances (All games)

| Date | Opponent | GS | IP | H | R | ER | BB | SO | 2B | 3B | HR | WP | BK | HBP | IBB | Score | W-L | Sv | ERA | NP |
|--------|---------------|----|------|----|----|----|----|----|----|----|----|----|----|-----|-----|-------|-----|----|------|----|
| Feb 17 | WASHINGTON ST | * | 5.0 | 4 | 1 | 1 | 1 | 7 | 1 | 0 | 0 | 0 | 0 | 0 | 0 | 12-2 | 1-0 | 0 | 1.80 | 71 |
| Feb 22 | vs TCU | | 2.2 | 1 | 0 | 0 | 1 | 0 | 0 | 0 | 0 | 0 | 0 | 0 | 0 | 2-1 | 2-0 | 0 | 1.17 | 33 |
| Mar 02 | CHARLOTTE | * | 6.1 | 4 | 1 | 1 | 1 | 7 | 0 | 0 | 1 | 0 | 0 | 0 | 0 | 4-3 | 2-0 | 0 | 1.29 | 92 |
| Mar 09 | PORTLAND | * | 5.0 | 8 | 3 | 3 | 0 | 6 | 2 | 0 | 1 | 1 | 0 | 0 | 0 | 5-3 | 3-0 | 0 | 2.37 | 73 |
| Mar 16 | at Ole Miss | * | 2.1 | 4 | 4 | 4 | 2 | 2 | 1 | 0 | 2 | 0 | 0 | 1 | 0 | 12-9 | 3-0 | 0 | 3.80 | 59 |
| Mar 23 | SOUTH CAROLIN | * | 5.0 | 5 | 2 | 2 | 2 | 3 | 0 | 0 | 2 | 0 | 0 | 0 | 0 | 11-4 | 3-0 | 0 | 3.76 | 63 |
| Mar 30 | at Vanderbilt | * | 5.0 | 6 | 3 | 3 | 2 | 4 | 1 | 0 | 1 | 0 | 0 | 2 | 0 | 7-3 | 3-0 | 0 | 4.02 | 86 |
| Apr 06 | MISSOURI-2 | * | 4.0 | 4 | 2 | 1 | 1 | 7 | 2 | 0 | 0 | 0 | 0 | 1 | 0 | 16-2 | 4-0 | 0 | 3.82 | 73 |
| Totals | | 7 | 35.1 | 36 | 16 | 15 | 10 | 36 | 7 | 0 | 7 | 1 | 0 | 4 | 0 | 69-27 | 4-0 | 0 | 3.82 | - |



#28 Carson Boles - 15 games (All games)

| Date | Opponent | Pos | AB | R | H | RBI | 2B | 3B | HR | BB | SB | CS | HBP | SAC | SF | GDP | K | PO | A | E | Avg |
|--------|----------------|--------|----|----|----|-----|----|----|----|----|----|----|-----|-----|----|-----|---|----|---|---|-------|
| Feb 14 | WASHINGTON ST | of | 1 | 1 | 1 | 0 | 0 | 0 | 0 | 0 | 0 | 0 | 0 | 0 | 0 | 0 | 0 | 0 | 0 | 0 | 1.000 |
| Feb 15 | WASHINGTON ST | pr | 0 | 0 | 0 | 0 | 0 | 0 | 0 | 0 | 0 | 0 | 0 | 0 | 0 | 0 | 0 | 0 | 0 | 0 | 1.000 |
| Feb 17 | WASHINGTON ST | *of | 4 | 2 | 2 | 2 | 1 | 0 | 0 | 0 | 0 | 0 | 0 | 0 | 0 | 0 | 1 | 0 | 0 | 0 | .600 |
| Feb 22 | vs TCU | of | 0 | 0 | 0 | 0 | 0 | 0 | 0 | 1 | 0 | 0 | 0 | 0 | 0 | 0 | 0 | 1 | 0 | 0 | .600 |
| Mar 02 | CHARLOTTE | *of | 2 | 0 | 1 | 0 | 1 | 0 | 0 | 1 | 0 | 0 | 0 | 0 | 0 | 0 | 0 | 1 | 0 | 0 | .571 |
| Mar 05 | ULM | of | 0 | 1 | 0 | 0 | 0 | 0 | 0 | 2 | 0 | 0 | 0 | 0 | 0 | 0 | 0 | 2 | 0 | 0 | .571 |
| Mar 09 | PORTLAND | *of | 2 | 0 | 0 | 0 | 0 | 0 | 0 | 1 | 0 | 0 | 0 | 0 | 0 | 0 | 2 | 1 | 0 | 0 | .444 |
| Mar 16 | at Ole Miss | ph | 1 | 1 | 1 | 0 | 0 | 0 | 0 | 0 | 0 | 0 | 0 | 0 | 0 | 0 | 0 | 0 | 0 | 0 | .500 |
| Mar 18 | ORAL ROBERTS | *of/of | 2 | 0 | 0 | 0 | 0 | 0 | 0 | 2 | 0 | 0 | 0 | 0 | 0 | 0 | 0 | 0 | 0 | 0 | .417 |
| Mar 19 | ORAL ROBERTS | of | 1 | 0 | 0 | 0 | 0 | 0 | 0 | 0 | 0 | 0 | 0 | 0 | 0 | 0 | 1 | 0 | 0 | 0 | .385 |
| Mar 25 | MISSOURI STATE | ph/of | 3 | 2 | 1 | 2 | 1 | 0 | 0 | 1 | 0 | 0 | 0 | 0 | 0 | 0 | 0 | 0 | 0 | 0 | .375 |
| Apr 01 | vs Grambling | *of | 3 | 0 | 1 | 3 | 0 | 0 | 0 | 1 | 0 | 0 | 0 | 0 | 0 | 0 | 0 | 2 | 0 | 0 | .368 |
| Apr 05 | MISSOURI | pr/of | 1 | 1 | 1 | 1 | 0 | 0 | 0 | 0 | 0 | 0 | 0 | 0 | 0 | 0 | 0 | 0 | 0 | 0 | .400 |
| Apr 06 | MISSOURI-2 | *of | 2 | 2 | 1 | 3 | 0 | 0 | 1 | 2 | 0 | 0 | 0 | 0 | 0 | 0 | 1 | 2 | 0 | 0 | .409 |
| Apr 08 | ARKANSAS STAT | *of | 4 | 1 | 2 | 0 | 1 | 0 | 0 | 0 | 0 | 0 | 0 | 0 | 0 | 0 | 0 | 2 | 0 | 1 | .423 |
| Totals | | 7gs | 26 | 11 | 11 | 11 | 4 | 0 | 1 | 11 | 0 | 0 | 0 | 0 | 0 | 0 | 5 | 11 | 0 | 1 | .423 |

On base pct. .595 • Slugging pct. .692

#40 Ben Bybee - 2 games (All games)

| Date | Opponent | Pos | AB | R | H | RBI | 2B | 3B | HR | BB | SB | CS | HBP | SAC | SF | GDP | K | PO | A | E | Avg |
|--------|---------------|-----|----|---|---|-----|----|----|----|----|----|----|-----|-----|----|-----|---|----|---|---|------|
| Feb 17 | WASHINGTON ST | p | 0 | 0 | 0 | 0 | 0 | 0 | 0 | 0 | 0 | 0 | 0 | 0 | 0 | 0 | 0 | 1 | 0 | 0 | .000 |
| Mar 05 | ULM | *p | 0 | 0 | 0 | 0 | 0 | 0 | 0 | 0 | 0 | 0 | 0 | 0 | 0 | 0 | 0 | 3 | 0 | 0 | .000 |
| Totals | | 1gs | 0 | 0 | 0 | 0 | 0 | 0 | 0 | 0 | 0 | 0 | 0 | 0 | 0 | 0 | 0 | 4 | 0 | 0 | .000 |

On base pct. .000 • Slugging pct. .000

#40 Ben Bybee - 10 appearances (All games)

| Date | Opponent | GS | IP | H | R | ER | BB | SO | 2B | 3B | HR | WP | BK | HBP | IBB | Score | W-L | Sv | ERA | NP |
|--------|----------------|----|------|----|---|----|----|----|----|----|----|----|----|-----|-------|-------|-----|------|------|----|
| Feb 17 | WASHINGTON ST | | 1.0 | 2 | 1 | 1 | 0 | 0 | 1 | 0 | 0 | 0 | 0 | 0 | 0 | 12-2 | 0-0 | 0 | 9.00 | 17 |
| Feb 25 | GRAMBLING | * | 3.0 | 1 | 1 | 1 | 2 | 2 | 0 | 0 | 0 | 0 | 0 | 0 | 0 | 14-3 | 1-0 | 0 | 4.50 | 47 |
| Mar 05 | ULM | * | 4.0 | 5 | 3 | 3 | 1 | 2 | 0 | 0 | 1 | 0 | 0 | 0 | 15-3 | 2-0 | 0 | 5.62 | 58 | |
| Mar 11 | UCA | | 2.0 | 3 | 1 | 1 | 1 | 2 | 0 | 0 | 0 | 0 | 1 | 1 | 9-2 | 2-0 | 0 | 5.40 | 37 | |
| Mar 14 | at Ole Miss | | 2.0 | 0 | 0 | 0 | 1 | 2 | 0 | 0 | 0 | 0 | 0 | 0 | 6-10 | 2-0 | 0 | 4.50 | 23 | |
| Mar 18 | ORAL ROBERTS | * | 4.0 | 1 | 0 | 0 | 0 | 5 | 0 | 0 | 0 | 0 | 0 | 0 | 4-1 | 2-0 | 0 | 3.38 | 55 | |
| Mar 23 | SOUTH CAROLIN | | 1.0 | 1 | 0 | 0 | 0 | 0 | 0 | 0 | 0 | 0 | 0 | 0 | 11-4 | 2-0 | 0 | 3.18 | 11 | |
| Mar 25 | MISSOURI STATE | | 1.2 | 4 | 3 | 2 | 0 | 2 | 0 | 0 | 1 | 0 | 0 | 0 | 13-14 | 2-0 | 0 | 3.86 | 33 | |
| Mar 30 | at Vanderbilt | | 4.0 | 2 | 0 | 0 | 1 | 7 | 1 | 0 | 0 | 0 | 0 | 0 | 7-3 | 3-0 | 0 | 3.18 | 62 | |
| Apr 08 | ARKANSAS STAT | | 1.0 | 0 | 0 | 0 | 0 | 1 | 0 | 0 | 0 | 0 | 0 | 0 | 7-3 | 3-0 | 0 | 3.04 | 10 | |
| Totals | | 3 | 23.2 | 19 | 9 | 8 | 6 | 23 | 2 | 0 | 2 | 0 | 1 | 1 | 0 | 98-45 | 3-0 | 0 | 3.04 | - |

#31 Dylan Carter - 4 games (All games)

| Date | Opponent | Pos | AB | R | H | RBI | 2B | 3B | HR | BB | SB | CS | HBP | SAC | SF | GDP | K | PO | A | E | Avg |
|--------|---------------|-----|----|---|---|-----|----|----|----|----|----|----|-----|-----|----|-----|---|----|---|---|------|
| Feb 15 | WASHINGTON ST | p | 0 | 0 | 0 | 0 | 0 | 0 | 0 | 0 | 0 | 0 | 0 | 0 | 0 | 0 | 0 | 0 | 1 | 0 | .000 |
| Feb 23 | vs Michigan | p | 0 | 0 | 0 | 0 | 0 | 0 | 0 | 0 | 0 | 0 | 0 | 0 | 0 | 0 | 0 | 0 | 1 | 0 | .000 |
| Mar 04 | ULM | p | 0 | 0 | 0 | 0 | 0 | 0 | 0 | 0 | 0 | 0 | 0 | 0 | 0 | 0 | 0 | 0 | 1 | 0 | .000 |
| Apr 01 | vs Grambling | p | 0 | 0 | 0 | 0 | 0 | 0 | 0 | 0 | 0 | 0 | 0 | 0 | 0 | 0 | 0 | 0 | 1 | 0 | .000 |
| Totals | | 0gs | 0 | 0 | 0 | 0 | 0 | 0 | 0 | 0 | 0 | 0 | 0 | 0 | 0 | 0 | 0 | 1 | 3 | 0 | .000 |

On base pct. .000 • Slugging pct. .000



||| INDIVIDUAL GAME-BY-GAME

#31 Dylan Carter - 13 appearances (All games)

| Date | Opponent | GS | IP | H | R | ER | BB | SO | 2B | 3B | HR | WP | BK | HBP | IBB | Score | W-L | Sv | ERA | NP |
|--------|----------------|----|------|----|---|----|----|----|----|----|----|----|----|-----|-----|--------|-----|----|------|----|
| Feb 15 | WASHINGTON ST | | 1.2 | 2 | 0 | 0 | 0 | 1 | 1 | 0 | 0 | 1 | 0 | 0 | 0 | 5-2 | 1-0 | 0 | 0.00 | 23 |
| Feb 23 | vs Michigan | | 2.0 | 3 | 0 | 0 | 1 | 1 | 0 | 0 | 0 | 1 | 0 | 0 | 0 | 8-6 | 2-0 | 0 | 0.00 | 33 |
| Feb 28 | CHARLOTTE | | 1.0 | 2 | 0 | 0 | 0 | 2 | 1 | 0 | 0 | 0 | 0 | 1 | 0 | 11-10 | 3-0 | 0 | 0.00 | 24 |
| Mar 04 | ULM | | 2.0 | 1 | 0 | 0 | 1 | 2 | 0 | 0 | 0 | 2 | 0 | 0 | 0 | 14-1 | 3-0 | 0 | 0.00 | 34 |
| Mar 11 | UCA | | 1.0 | 2 | 0 | 0 | 1 | 2 | 0 | 0 | 0 | 0 | 0 | 0 | 0 | 9-2 | 3-0 | 0 | 0.00 | 18 |
| Mar 14 | at Ole Miss | | 1.2 | 1 | 2 | 2 | 1 | 2 | 1 | 0 | 0 | 0 | 0 | 1 | 0 | 6-10 | 3-0 | 0 | 1.93 | 28 |
| Mar 16 | at Ole Miss | | 0.1 | 0 | 0 | 0 | 0 | 0 | 0 | 0 | 0 | 0 | 0 | 0 | 0 | 12-9 | 3-0 | 0 | 1.86 | 1 |
| Mar 19 | ORAL ROBERTS | | 1.0 | 1 | 0 | 0 | 0 | 0 | 0 | 0 | 0 | 1 | 0 | 1 | 0 | 16-0 | 3-0 | 0 | 1.69 | 12 |
| Mar 25 | MISSOURI STATE | | 1.1 | 1 | 1 | 1 | 0 | 3 | 0 | 0 | 1 | 0 | 0 | 0 | 0 | 13-14 | 3-0 | 0 | 2.25 | 20 |
| Mar 28 | at Vanderbilt | | 1.0 | 0 | 0 | 0 | 1 | 1 | 0 | 0 | 0 | 0 | 0 | 0 | 0 | 9-0 | 3-0 | 0 | 2.08 | 13 |
| Apr 01 | vs Grambling | | 2.0 | 3 | 2 | 2 | 1 | 2 | 1 | 0 | 0 | 1 | 0 | 0 | 0 | 7-4 | 3-0 | 0 | 3.00 | 37 |
| Apr 05 | MISSOURI | | 1.0 | 0 | 0 | 0 | 0 | 2 | 0 | 0 | 0 | 0 | 0 | 0 | 0 | 21-3 | 3-0 | 0 | 2.81 | 11 |
| Apr 08 | ARKANSAS STAT | | 1.1 | 0 | 0 | 0 | 0 | 1 | 0 | 0 | 0 | 0 | 0 | 0 | 0 | 7-3 | 4-0 | 0 | 2.60 | 21 |
| Totals | | 0 | 17.1 | 16 | 5 | 5 | 6 | 19 | 4 | 0 | 1 | 6 | 0 | 3 | 0 | 138-64 | 4-0 | 0 | 2.60 | - |

#36 Parker Coil - 1 game (All games)

| Date | Opponent | Pos | AB | R | H | RBI | 2B | 3B | HR | BB | SB | CS | HBP | SAC | SF | GDP | K | PO | A | E | Avg |
|--------|---------------|-----|----|---|---|-----|----|----|----|----|----|----|-----|-----|----|-----|---|----|---|---|------|
| Mar 23 | SOUTH CAROLIN | p | 0 | 0 | 0 | 0 | 0 | 0 | 0 | 0 | 0 | 0 | 0 | 0 | 0 | 0 | 0 | 1 | 0 | 0 | .000 |
| Totals | | 0gs | 0 | 0 | 0 | 0 | 0 | 0 | 0 | 0 | 0 | 0 | 0 | 0 | 0 | 0 | 0 | 1 | 0 | 0 | .000 |

On base pct. .000 • Slugging pct. .000

#36 Parker Coil - 10 appearances (All games)

| Date | Opponent | GS | IP | H | R | ER | BB | SO | 2B | 3B | HR | WP | BK | HBP | IBB | Score | W-L | Sv | ERA | NP |
|--------|-----------------|----|------|----|---|----|----|----|----|----|----|----|----|-----|-----|-------|-----|----|------|----|
| Feb 14 | WASHINGTON ST | | 0.1 | 1 | 0 | 0 | 0 | 0 | 0 | 0 | 0 | 0 | 0 | 0 | 0 | 3-2 | 0-0 | 0 | 0.00 | 5 |
| Feb 15 | WASHINGTON ST | | 1.1 | 1 | 0 | 0 | 0 | 1 | 0 | 0 | 0 | 0 | 0 | 0 | 0 | 5-2 | 0-0 | 0 | 0.00 | 16 |
| Feb 21 | vs Kansas State | | 1.0 | 0 | 0 | 0 | 0 | 0 | 0 | 0 | 0 | 0 | 0 | 0 | 0 | 2-3 | 0-0 | 0 | 0.00 | 12 |
| Feb 23 | vs Michigan | | 1.2 | 3 | 2 | 0 | 0 | 1 | 1 | 0 | 0 | 0 | 0 | 0 | 0 | 8-6 | 0-0 | 0 | 0.00 | 29 |
| Feb 28 | CHARLOTTE | | 2.0 | 0 | 0 | 0 | 0 | 3 | 0 | 0 | 0 | 0 | 0 | 0 | 0 | 11-10 | 0-0 | 0 | 0.00 | 25 |
| Mar 02 | CHARLOTTE | | 1.2 | 0 | 0 | 0 | 0 | 4 | 0 | 0 | 0 | 0 | 0 | 0 | 0 | 4-3 | 0-0 | 0 | 0.00 | 17 |
| Mar 09 | PORTLAND | | 1.0 | 2 | 0 | 0 | 0 | 0 | 0 | 0 | 0 | 0 | 0 | 0 | 0 | 5-3 | 0-0 | 0 | 0.00 | 18 |
| Mar 15 | at Ole Miss | | 2.0 | 3 | 1 | 1 | 0 | 4 | 0 | 0 | 1 | 0 | 0 | 0 | 0 | 12-3 | 1-0 | 0 | 0.82 | 35 |
| Mar 18 | ORAL ROBERTS | | 2.0 | 2 | 0 | 0 | 1 | 1 | 0 | 0 | 0 | 0 | 0 | 0 | 0 | 4-1 | 1-0 | 0 | 0.69 | 31 |
| Mar 23 | SOUTH CAROLIN | | 2.0 | 2 | 0 | 0 | 1 | 1 | 1 | 0 | 0 | 0 | 0 | 1 | 0 | 11-4 | 2-0 | 0 | 0.60 | 30 |
| Totals | | 0 | 15.0 | 14 | 3 | 1 | 2 | 15 | 2 | 0 | 1 | 0 | 0 | 1 | 0 | 65-37 | 2-0 | 0 | 0.60 | - |



#24 Charles Davalan - 34 games (All games)

| Date | Opponent | Pos | AB | R | H | RBI | 2B | 3B | HR | BB | SB | CS | HBP | SAC | SF | GDP | K | PO | A | E | Avg |
|--------|-----------------|--------|------|-----|----|-----|----|----|----|----|----|----|-----|-----|----|-----|---|----|---|---|------|
| Feb 14 | WASHINGTON ST | *of | 4 | 1 | 1 | 0 | 0 | 0 | 0 | 1 | 0 | 0 | 0 | 0 | 0 | 0 | 0 | 4 | 0 | 0 | .250 |
| Feb 14 | WASHINGTON ST | *of | 5 | 1 | 2 | 3 | 0 | 0 | 0 | 0 | 0 | 0 | 0 | 0 | 0 | 0 | 1 | 0 | 0 | 0 | .333 |
| Feb 15 | WASHINGTON ST | *of | 4 | 1 | 1 | 0 | 1 | 0 | 0 | 0 | 0 | 0 | 0 | 0 | 0 | 0 | 0 | 3 | 0 | 0 | .308 |
| Feb 17 | WASHINGTON ST | *of | 4 | 1 | 1 | 2 | 0 | 0 | 0 | 1 | 1 | 0 | 0 | 0 | 0 | 0 | 0 | 1 | 0 | 0 | .294 |
| Feb 21 | vs Kansas State | *of | 2 | 0 | 0 | 0 | 0 | 0 | 0 | 1 | 0 | 0 | 1 | 0 | 0 | 0 | 0 | 2 | 0 | 0 | .263 |
| Feb 22 | vs TCU | *of | 4 | 0 | 0 | 0 | 0 | 0 | 0 | 0 | 0 | 0 | 0 | 0 | 0 | 0 | 1 | 1 | 0 | 0 | .217 |
| Feb 23 | vs Michigan | *of | 5 | 1 | 2 | 2 | 1 | 0 | 0 | 0 | 0 | 0 | 0 | 0 | 0 | 0 | 0 | 2 | 0 | 0 | .250 |
| Feb 25 | GRAMBLING | *of | 3 | 1 | 1 | 0 | 0 | 0 | 0 | 2 | 0 | 0 | 0 | 0 | 0 | 0 | 0 | 0 | 0 | 0 | .258 |
| Feb 28 | CHARLOTTE | *of | 4 | 1 | 1 | 2 | 0 | 0 | 1 | 1 | 0 | 0 | 0 | 0 | 0 | 0 | 0 | 0 | 0 | 0 | .257 |
| Mar 01 | CHARLOTTE | *of/of | 5 | 1 | 1 | 0 | 0 | 0 | 0 | 0 | 0 | 0 | 0 | 0 | 0 | 0 | 0 | 1 | 0 | 0 | .250 |
| Mar 02 | CHARLOTTE | of | 1 | 0 | 1 | 0 | 0 | 0 | 0 | 0 | 0 | 1 | 0 | 0 | 0 | 0 | 0 | 0 | 0 | 0 | .268 |
| Mar 04 | ULM | *of | 3 | 3 | 0 | 0 | 0 | 0 | 0 | 1 | 0 | 0 | 1 | 0 | 0 | 0 | 0 | 1 | 0 | 0 | .250 |
| Mar 05 | ULM | *of | 3 | 4 | 2 | 4 | 0 | 0 | 1 | 2 | 0 | 0 | 0 | 0 | 0 | 0 | 0 | 2 | 0 | 0 | .277 |
| Mar 07 | PORTLAND | *of | 3 | 3 | 1 | 0 | 0 | 0 | 0 | 1 | 0 | 0 | 1 | 0 | 0 | 0 | 0 | 2 | 0 | 0 | .280 |
| Mar 08 | PORTLAND | *of | 3 | 2 | 3 | 1 | 0 | 0 | 1 | 0 | 0 | 0 | 0 | 1 | 0 | 0 | 0 | 2 | 0 | 0 | .321 |
| Mar 09 | PORTLAND | *of | 4 | 2 | 2 | 0 | 0 | 0 | 0 | 0 | 1 | 0 | 0 | 0 | 0 | 0 | 0 | 1 | 0 | 0 | .333 |
| Mar 11 | UCA | *of | 3 | 2 | 0 | 0 | 0 | 0 | 0 | 2 | 0 | 0 | 0 | 0 | 0 | 0 | 0 | 3 | 0 | 0 | .317 |
| Mar 14 | at Ole Miss | *of/of | 5 | 2 | 2 | 1 | 0 | 0 | 1 | 0 | 0 | 0 | 0 | 0 | 0 | 0 | 0 | 1 | 1 | 0 | .323 |
| Mar 15 | at Ole Miss | *of | 6 | 2 | 4 | 3 | 0 | 0 | 1 | 0 | 0 | 0 | 0 | 0 | 0 | 0 | 2 | 0 | 0 | 0 | .352 |
| Mar 16 | at Ole Miss | *of/of | 6 | 1 | 2 | 2 | 0 | 0 | 0 | 0 | 1 | 0 | 0 | 0 | 0 | 0 | 2 | 3 | 0 | 0 | .351 |
| Mar 18 | ORAL ROBERTS | *of/of | 4 | 1 | 3 | 1 | 0 | 0 | 0 | 1 | 0 | 0 | 0 | 0 | 0 | 0 | 0 | 3 | 0 | 0 | .370 |
| Mar 19 | ORAL ROBERTS | *of | 4 | 3 | 3 | 0 | 0 | 0 | 0 | 0 | 1 | 0 | 0 | 0 | 0 | 0 | 0 | 3 | 0 | 0 | .388 |
| Mar 21 | SOUTH CAROLIN | *of | 5 | 3 | 4 | 1 | 1 | 0 | 0 | 0 | 0 | 0 | 0 | 0 | 0 | 0 | 0 | 2 | 0 | 0 | .411 |
| Mar 22 | SOUTH CAROLIN | *of | 4 | 2 | 1 | 2 | 0 | 0 | 1 | 1 | 0 | 0 | 0 | 0 | 0 | 0 | 0 | 2 | 0 | 0 | .404 |
| Mar 23 | SOUTH CAROLIN | *of | 4 | 2 | 2 | 1 | 0 | 0 | 1 | 1 | 0 | 0 | 0 | 0 | 0 | 0 | 0 | 1 | 0 | 0 | .408 |
| Mar 25 | MISSOURI STATE | *of/of | 6 | 1 | 3 | 0 | 1 | 0 | 0 | 0 | 0 | 0 | 0 | 0 | 0 | 0 | 1 | 1 | 0 | 0 | .413 |
| Mar 28 | at Vanderbilt | *of | 3 | 1 | 1 | 0 | 0 | 0 | 0 | 2 | 0 | 0 | 0 | 0 | 0 | 0 | 0 | 4 | 0 | 0 | .411 |
| Mar 29 | at Vanderbilt | *of | 5 | 0 | 1 | 0 | 0 | 0 | 0 | 0 | 0 | 0 | 0 | 0 | 0 | 0 | 1 | 2 | 0 | 0 | .402 |
| Mar 30 | at Vanderbilt | *of | 5 | 2 | 2 | 3 | 0 | 0 | 2 | 0 | 0 | 0 | 0 | 0 | 0 | 0 | 1 | 4 | 0 | 0 | .402 |
| Apr 01 | vs Grambling | *of/of | 5 | 2 | 2 | 0 | 0 | 1 | 0 | 0 | 0 | 0 | 0 | 0 | 0 | 0 | 0 | 2 | 0 | 0 | .402 |
| Apr 05 | MISSOURI | *of | 5 | 0 | 1 | 1 | 0 | 0 | 0 | 0 | 0 | 0 | 1 | 0 | 0 | 0 | 0 | 1 | 0 | 0 | .394 |
| Apr 06 | MISSOURI-1 | *of | 5 | 2 | 2 | 7 | 0 | 0 | 2 | 0 | 0 | 0 | 0 | 0 | 0 | 0 | 0 | 0 | 0 | 0 | .394 |
| Apr 06 | MISSOURI-2 | *of | 3 | 3 | 2 | 1 | 0 | 0 | 0 | 2 | 1 | 0 | 0 | 0 | 0 | 0 | 0 | 0 | 0 | 0 | .400 |
| Apr 08 | ARKANSAS STAT | *of | 4 | 1 | 3 | 4 | 0 | 0 | 1 | 1 | 0 | 1 | 0 | 0 | 0 | 0 | 0 | 2 | 1 | 0 | .410 |
| Totals | | | 33gs | 139 | 52 | 57 | 41 | 4 | 1 | 12 | 20 | 5 | 2 | 4 | 1 | 0 | 9 | 56 | 2 | 0 | .410 |

On base pct. .497 • Slugging pct. .712

#5 Kendall Diggs - 21 games (All games)

| Date | Opponent | Pos | AB | R | H | RBI | 2B | 3B | HR | BB | SB | CS | HBP | SAC | SF | GDP | K | PO | A | E | Avg |
|--------|-----------------|-------|------|----|---|-----|----|----|----|----|----|----|-----|-----|----|-----|----|----|---|---|------|
| Feb 14 | WASHINGTON ST | *of | 4 | 0 | 0 | 0 | 0 | 0 | 0 | 0 | 0 | 0 | 0 | 0 | 0 | 0 | 2 | 1 | 0 | 0 | .000 |
| Feb 15 | WASHINGTON ST | *of | 3 | 1 | 1 | 0 | 1 | 0 | 0 | 1 | 0 | 1 | 0 | 0 | 0 | 0 | 1 | 4 | 0 | 0 | .143 |
| Feb 21 | vs Kansas State | *of | 4 | 0 | 1 | 0 | 0 | 0 | 0 | 0 | 0 | 0 | 0 | 0 | 0 | 0 | 2 | 1 | 0 | 0 | .182 |
| Feb 22 | vs TCU | *of | 2 | 0 | 1 | 0 | 0 | 0 | 0 | 0 | 1 | 0 | 0 | 0 | 0 | 0 | 0 | 2 | 0 | 0 | .231 |
| Feb 23 | vs Michigan | *of | 4 | 1 | 1 | 1 | 1 | 0 | 0 | 1 | 0 | 0 | 0 | 0 | 0 | 0 | 1 | 4 | 0 | 0 | .235 |
| Feb 28 | CHARLOTTE | of | 0 | 0 | 0 | 0 | 0 | 0 | 0 | 0 | 0 | 0 | 0 | 0 | 0 | 0 | 0 | 1 | 0 | 0 | .235 |
| Mar 01 | CHARLOTTE | *of | 3 | 1 | 1 | 0 | 0 | 0 | 0 | 1 | 0 | 0 | 0 | 0 | 0 | 0 | 2 | 2 | 0 | 0 | .250 |
| Mar 04 | ULM | *of | 3 | 0 | 0 | 0 | 0 | 0 | 0 | 0 | 0 | 0 | 1 | 0 | 0 | 0 | 0 | 1 | 0 | 0 | .217 |
| Mar 05 | ULM | *of | 3 | 1 | 1 | 1 | 0 | 0 | 1 | 0 | 0 | 0 | 0 | 0 | 0 | 0 | 0 | 2 | 0 | 0 | .231 |
| Mar 07 | PORTLAND | of | 1 | 1 | 1 | 2 | 0 | 1 | 0 | 1 | 0 | 0 | 0 | 0 | 0 | 0 | 0 | 0 | 0 | 0 | .259 |
| Mar 08 | PORTLAND | *of | 4 | 1 | 1 | 2 | 0 | 0 | 1 | 0 | 0 | 0 | 0 | 0 | 0 | 0 | 0 | 0 | 0 | 0 | .258 |
| Mar 09 | PORTLAND | of | 0 | 0 | 0 | 0 | 0 | 0 | 0 | 0 | 0 | 0 | 0 | 0 | 0 | 0 | 0 | 0 | 0 | 0 | .258 |
| Mar 11 | UCA | *of | 3 | 0 | 0 | 0 | 0 | 0 | 0 | 1 | 0 | 0 | 0 | 0 | 0 | 1 | 1 | 1 | 0 | 0 | .235 |
| Mar 14 | at Ole Miss | of | 1 | 0 | 0 | 0 | 0 | 0 | 0 | 0 | 0 | 0 | 0 | 0 | 0 | 0 | 1 | 0 | 0 | 0 | .229 |
| Mar 16 | at Ole Miss | *of | 2 | 0 | 0 | 0 | 0 | 0 | 0 | 0 | 0 | 0 | 0 | 0 | 0 | 0 | 0 | 2 | 0 | 0 | .216 |
| Mar 19 | ORAL ROBERTS | *of | 4 | 1 | 0 | 1 | 0 | 0 | 0 | 0 | 0 | 0 | 0 | 0 | 0 | 0 | 0 | 2 | 0 | 0 | .195 |
| Mar 22 | SOUTH CAROLIN | of | 0 | 0 | 0 | 0 | 0 | 0 | 0 | 0 | 0 | 0 | 0 | 0 | 0 | 0 | 0 | 1 | 0 | 0 | .195 |
| Mar 23 | SOUTH CAROLIN | of | 0 | 0 | 0 | 0 | 0 | 0 | 0 | 0 | 0 | 0 | 0 | 0 | 0 | 0 | 0 | 0 | 0 | 0 | .195 |
| Mar 25 | MISSOURI STATE | *of | 2 | 0 | 0 | 0 | 0 | 0 | 0 | 0 | 0 | 0 | 0 | 0 | 0 | 1 | 0 | 1 | 0 | 1 | .186 |
| Apr 01 | vs Grambling | *of | 4 | 0 | 0 | 0 | 0 | 0 | 0 | 0 | 0 | 0 | 0 | 0 | 0 | 0 | 3 | 1 | 0 | 0 | .170 |
| Apr 06 | MISSOURI-1 | pr/of | 1 | 0 | 0 | 0 | 0 | 0 | 0 | 0 | 0 | 0 | 0 | 0 | 0 | 0 | 1 | 0 | 0 | 0 | .167 |
| Totals | | | 14gs | 48 | 7 | 8 | 7 | 2 | 1 | 2 | 6 | 1 | 1 | 1 | 0 | 2 | 15 | 25 | 0 | 1 | .167 |

On base pct. .273 • Slugging pct. .375



INDIVIDUAL GAME-BY-GAME

#13 Steele Eaves - 2 games (All games)

| Date | Opponent | Pos | AB | R | H | RBI | 2B | 3B | HR | BB | SB | CS | HBP | SAC | SF | GDP | K | PO | A | E | Avg |
|--------|-----------|-----|----|---|---|-----|----|----|----|----|----|----|-----|-----|----|-----|---|----|---|---|------|
| Feb 25 | GRAMBLING | p | 0 | 0 | 0 | 0 | 0 | 0 | 0 | 0 | 0 | 0 | 0 | 0 | 0 | 0 | 0 | 0 | 1 | 0 | .000 |
| Mar 07 | PORTLAND | p | 0 | 0 | 0 | 0 | 0 | 0 | 0 | 0 | 0 | 0 | 0 | 0 | 0 | 0 | 0 | 0 | 1 | 0 | .000 |
| Totals | | 0gs | 0 | 0 | 0 | 0 | 0 | 0 | 0 | 0 | 0 | 0 | 0 | 0 | 0 | 0 | 0 | 0 | 2 | 0 | .000 |

On base pct. .000 • Slugging pct. .000

#13 Steele Eaves - 4 appearances (All games)

| Date | Opponent | GS | IP | H | R | ER | BB | SO | 2B | 3B | HR | WP | BK | HBP | IBB | Score | W-L | Sv | ERA | NP |
|--------|--------------|----|-----|---|---|----|----|----|----|----|----|----|----|-----|-----|-------|-----|----|------|----|
| Feb 25 | GRAMBLING | | 1.0 | 1 | 1 | 1 | 0 | 2 | 0 | 0 | 0 | 1 | 0 | 1 | 0 | 14-3 | 0-0 | 0 | 9.00 | 19 |
| Mar 07 | PORTLAND | | 1.2 | 4 | 1 | 1 | 0 | 1 | 0 | 0 | 0 | 0 | 0 | 1 | 0 | 20-3 | 0-0 | 0 | 6.75 | 31 |
| Mar 19 | ORAL ROBERTS | | 1.0 | 0 | 0 | 0 | 1 | 1 | 0 | 0 | 0 | 0 | 0 | 0 | 0 | 16-0 | 0-0 | 0 | 4.91 | 21 |
| Apr 06 | MISSOURI-1 | | 1.0 | 1 | 0 | 0 | 0 | 2 | 0 | 0 | 0 | 0 | 0 | 0 | 0 | 14-4 | 0-0 | 0 | 3.86 | 16 |
| Totals | | 0 | 4.2 | 6 | 2 | 2 | 1 | 6 | 0 | 0 | 0 | 1 | 0 | 2 | 0 | 64-10 | 0-0 | 0 | 3.86 | - |

#38 Colin Fisher - 3 games (All games)

| Date | Opponent | Pos | AB | R | H | RBI | 2B | 3B | HR | BB | SB | CS | HBP | SAC | SF | GDP | K | PO | A | E | Avg |
|--------|---------------|-----|----|---|---|-----|----|----|----|----|----|----|-----|-----|----|-----|---|----|---|---|------|
| Mar 04 | ULM | *p | 0 | 0 | 0 | 0 | 0 | 0 | 0 | 0 | 0 | 0 | 0 | 0 | 0 | 0 | 0 | 0 | 1 | 0 | .000 |
| Apr 01 | vs Grambling | p | 0 | 0 | 0 | 0 | 0 | 0 | 0 | 0 | 0 | 0 | 0 | 0 | 0 | 0 | 0 | 0 | 0 | 1 | .000 |
| Apr 08 | ARKANSAS STAT | p | 0 | 0 | 0 | 0 | 0 | 0 | 0 | 0 | 0 | 0 | 0 | 0 | 0 | 0 | 0 | 0 | 1 | 0 | .000 |
| Totals | | 1gs | 0 | 0 | 0 | 0 | 0 | 0 | 0 | 0 | 0 | 0 | 0 | 0 | 0 | 0 | 0 | 0 | 2 | 1 | .000 |

On base pct. .000 • Slugging pct. .000

#38 Colin Fisher - 11 appearances (All games)

| Date | Opponent | GS | IP | H | R | ER | BB | SO | 2B | 3B | HR | WP | BK | HBP | IBB | Score | W-L | Sv | ERA | NP |
|--------|----------------|----|------|----|---|----|----|----|----|----|----|----|----|-----|-----|--------|-----|----|------|----|
| Feb 23 | vs Michigan | | 1.0 | 0 | 0 | 0 | 1 | 2 | 0 | 0 | 0 | 0 | 0 | 0 | 0 | 8-6 | 0-0 | 0 | 0.00 | 14 |
| Feb 25 | GRAMBLING | | 1.0 | 0 | 0 | 0 | 0 | 1 | 0 | 0 | 0 | 0 | 0 | 0 | 0 | 14-3 | 0-0 | 0 | 0.00 | 11 |
| Feb 28 | CHARLOTTE | | 2.0 | 3 | 1 | 1 | 0 | 3 | 1 | 0 | 1 | 1 | 0 | 0 | 0 | 11-10 | 0-0 | 0 | 2.25 | 33 |
| Mar 04 | ULM | * | 3.0 | 1 | 0 | 0 | 1 | 6 | 0 | 0 | 0 | 0 | 0 | 0 | 0 | 14-1 | 1-0 | 0 | 1.29 | 41 |
| Mar 08 | PORTLAND | | 1.0 | 1 | 0 | 0 | 0 | 1 | 0 | 0 | 0 | 0 | 0 | 0 | 0 | 10-0 | 1-0 | 0 | 1.12 | 14 |
| Mar 11 | UCA | * | 3.0 | 1 | 0 | 0 | 0 | 3 | 1 | 0 | 0 | 0 | 0 | 0 | 0 | 9-2 | 2-0 | 0 | 0.82 | 39 |
| Mar 16 | at Ole Miss | | 0.2 | 3 | 3 | 3 | 2 | 0 | 0 | 0 | 1 | 0 | 0 | 0 | 0 | 12-9 | 2-0 | 0 | 3.09 | 23 |
| Mar 19 | ORAL ROBERTS | * | 2.0 | 0 | 0 | 0 | 0 | 4 | 0 | 0 | 0 | 0 | 0 | 1 | 0 | 16-0 | 3-0 | 0 | 2.63 | 27 |
| Mar 25 | MISSOURI STATE | * | 3.0 | 2 | 3 | 3 | 3 | 6 | 2 | 0 | 0 | 2 | 0 | 0 | 0 | 13-14 | 3-0 | 0 | 3.78 | 54 |
| Apr 01 | vs Grambling | | 1.0 | 2 | 1 | 1 | 0 | 0 | 0 | 0 | 0 | 0 | 0 | 1 | 0 | 7-4 | 3-0 | 0 | 4.08 | 25 |
| Apr 08 | ARKANSAS STAT | | 1.2 | 1 | 1 | 1 | 1 | 0 | 0 | 0 | 0 | 0 | 0 | 0 | 0 | 7-3 | 3-0 | 0 | 4.19 | 20 |
| Totals | | 4 | 19.1 | 14 | 9 | 9 | 8 | 26 | 4 | 0 | 2 | 3 | 0 | 2 | 0 | 121-52 | 3-0 | 0 | 4.19 | - |

#46 Christian Foutch - 1 game (All games)

| Date | Opponent | Pos | AB | R | H | RBI | 2B | 3B | HR | BB | SB | CS | HBP | SAC | SF | GDP | K | PO | A | E | Avg |
|--------|---------------|-----|----|---|---|-----|----|----|----|----|----|----|-----|-----|----|-----|---|----|---|---|------|
| Feb 14 | WASHINGTON ST | p | 0 | 0 | 0 | 0 | 0 | 0 | 0 | 0 | 0 | 0 | 0 | 0 | 0 | 0 | 0 | 0 | 1 | 0 | .000 |
| Totals | | 0gs | 0 | 0 | 0 | 0 | 0 | 0 | 0 | 0 | 0 | 0 | 0 | 0 | 0 | 0 | 0 | 0 | 1 | 0 | .000 |

On base pct. .000 • Slugging pct. .000



#46 Christian Foutch - 9 appearances (All games)

| Date | Opponent | GS | IP | H | R | ER | BB | SO | 2B | 3B | HR | WP | BK | HBP | IBB | Score | W-L | Sv | ERA | NP |
|--------|---------------|----|-----|---|---|----|----|----|----|----|----|----|----|-----|-----|-------|-----|----|------|----|
| Feb 14 | WASHINGTON ST | | 2.0 | 2 | 1 | 0 | 0 | 0 | 0 | 0 | 0 | 0 | 0 | 0 | 0 | 3-2 | 1-0 | 0 | 0.00 | 32 |
| Feb 22 | vs TCU | | 1.1 | 1 | 0 | 0 | 2 | 1 | 0 | 0 | 0 | 0 | 0 | 0 | 0 | 2-1 | 1-0 | 1 | 0.00 | 29 |
| Feb 28 | CHARLOTTE | | 1.0 | 0 | 0 | 0 | 0 | 1 | 0 | 0 | 0 | 0 | 0 | 2 | 0 | 11-10 | 1-0 | 2 | 0.00 | 13 |
| Mar 02 | CHARLOTTE | | 0.0 | 2 | 2 | 2 | 0 | 0 | 0 | 0 | 0 | 1 | 0 | 1 | 0 | 4-3 | 1-0 | 2 | 4.15 | 11 |
| Mar 09 | PORTLAND | | 1.0 | 0 | 0 | 0 | 0 | 1 | 0 | 0 | 0 | 0 | 0 | 1 | 0 | 5-3 | 1-0 | 2 | 3.38 | 18 |
| Mar 16 | at Ole Miss | | 0.1 | 0 | 0 | 0 | 1 | 0 | 0 | 0 | 0 | 0 | 0 | 1 | 0 | 12-9 | 1-0 | 2 | 3.18 | 12 |
| Mar 18 | ORAL ROBERTS | | 1.0 | 0 | 0 | 0 | 1 | 1 | 0 | 0 | 0 | 0 | 0 | 0 | 0 | 4-1 | 1-0 | 3 | 2.70 | 14 |
| Mar 23 | SOUTH CAROLIN | | 0.0 | 1 | 2 | 2 | 0 | 0 | 1 | 0 | 0 | 0 | 0 | 1 | 0 | 11-4 | 1-0 | 3 | 5.40 | 3 |
| Apr 06 | MISSOURI-2 | | 1.0 | 0 | 0 | 0 | 0 | 2 | 0 | 0 | 0 | 0 | 0 | 0 | 0 | 16-2 | 1-0 | 3 | 4.70 | 12 |
| Totals | | 0 | 7.2 | 6 | 5 | 4 | 4 | 6 | 1 | 0 | 0 | 1 | 0 | 6 | 0 | 68-35 | 1-0 | 3 | 4.70 | - |

#6 Gabe Fraser - 16 games (All games)

| Date | Opponent | Pos | AB | R | H | RBI | 2B | 3B | HR | BB | SB | CS | HBP | SAC | SF | GDP | K | PO | A | E | Avg | |
|--------|----------------|-------|----|---|---|-----|----|----|----|----|----|----|-----|-----|----|-----|---|----|---|---|------|------|
| Feb 15 | WASHINGTON ST | pr | 0 | 0 | 0 | 0 | 0 | 0 | 0 | 0 | 0 | 0 | 0 | 0 | 0 | 0 | 0 | 0 | 0 | 0 | 0 | .000 |
| Feb 22 | vs TCU | *2b | 3 | 0 | 0 | 0 | 0 | 0 | 0 | 0 | 0 | 0 | 0 | 0 | 0 | 0 | 1 | 0 | 2 | 1 | 0 | .000 |
| Feb 25 | GRAMBLING | 2b | 0 | 0 | 0 | 1 | 0 | 0 | 0 | 0 | 0 | 0 | 0 | 0 | 1 | 0 | 0 | 0 | 0 | 0 | 0 | .000 |
| Mar 02 | CHARLOTTE | *2b | 3 | 0 | 1 | 0 | 0 | 0 | 0 | 0 | 0 | 0 | 0 | 0 | 0 | 0 | 0 | 0 | 0 | 0 | 0 | .167 |
| Mar 05 | ULM | pr/2b | 1 | 1 | 0 | 0 | 0 | 0 | 0 | 0 | 0 | 0 | 0 | 0 | 0 | 0 | 0 | 0 | 0 | 0 | 0 | .143 |
| Mar 09 | PORTLAND | 2b | 1 | 0 | 0 | 0 | 0 | 0 | 0 | 0 | 0 | 0 | 0 | 0 | 0 | 0 | 0 | 1 | 1 | 0 | .125 | |
| Mar 11 | UCA | *2b | 4 | 0 | 0 | 0 | 0 | 0 | 0 | 0 | 0 | 0 | 0 | 0 | 0 | 0 | 2 | 1 | 2 | 0 | .083 | |
| Mar 16 | at Ole Miss | pr/of | 0 | 1 | 0 | 0 | 0 | 0 | 0 | 0 | 0 | 0 | 0 | 0 | 0 | 0 | 0 | 1 | 0 | 0 | 0 | .083 |
| Mar 18 | ORAL ROBERTS | pr | 0 | 1 | 0 | 0 | 0 | 0 | 0 | 0 | 0 | 0 | 0 | 0 | 0 | 0 | 0 | 0 | 0 | 0 | 0 | .083 |
| Mar 19 | ORAL ROBERTS | 3b | 1 | 0 | 0 | 1 | 0 | 0 | 0 | 0 | 0 | 0 | 0 | 0 | 0 | 0 | 0 | 0 | 1 | 1 | 0 | .077 |
| Mar 25 | MISSOURI STATE | *3b | 4 | 1 | 2 | 4 | 0 | 0 | 1 | 0 | 0 | 0 | 0 | 0 | 0 | 0 | 1 | 1 | 1 | 0 | .176 | |
| Mar 28 | at Vanderbilt | pr | 0 | 1 | 0 | 0 | 0 | 0 | 0 | 0 | 0 | 0 | 0 | 0 | 0 | 0 | 0 | 0 | 0 | 0 | 0 | .176 |
| Apr 01 | vs Grambling | *2b | 3 | 0 | 0 | 0 | 0 | 0 | 0 | 0 | 0 | 0 | 0 | 0 | 0 | 0 | 2 | 3 | 2 | 0 | .150 | |
| Apr 05 | MISSOURI | pr/3b | 0 | 1 | 0 | 1 | 0 | 0 | 0 | 1 | 0 | 0 | 0 | 0 | 0 | 0 | 0 | 0 | 0 | 0 | 0 | .150 |
| Apr 06 | MISSOURI-1 | ss | 0 | 0 | 0 | 0 | 0 | 0 | 0 | 0 | 0 | 0 | 0 | 0 | 0 | 0 | 0 | 1 | 0 | 0 | .150 | |
| Apr 06 | MISSOURI-2 | 3b | 1 | 0 | 1 | 1 | 0 | 0 | 0 | 0 | 0 | 0 | 0 | 0 | 0 | 0 | 0 | 0 | 0 | 0 | .190 | |
| Totals | | 5gs | 21 | 6 | 4 | 8 | 0 | 0 | 1 | 1 | 0 | 0 | 0 | 0 | 1 | 0 | 6 | 8 | 9 | 2 | .190 | |

On base pct. .217 • Slugging pct. .333

#20 Gabe Gaeckle - 6 games (All games)

| Date | Opponent | Pos | AB | R | H | RBI | 2B | 3B | HR | BB | SB | CS | HBP | SAC | SF | GDP | K | PO | A | E | Avg |
|--------|-----------------|-----|----|---|---|-----|----|----|----|----|----|----|-----|-----|----|-----|---|----|---|---|------|
| Feb 21 | vs Kansas State | *p | 0 | 0 | 0 | 0 | 0 | 0 | 0 | 0 | 0 | 0 | 0 | 0 | 0 | 0 | 0 | 1 | 3 | 0 | .000 |
| Feb 28 | CHARLOTTE | *p | 0 | 0 | 0 | 0 | 0 | 0 | 0 | 0 | 0 | 0 | 0 | 0 | 0 | 0 | 0 | 0 | 1 | 0 | .000 |
| Mar 07 | PORTLAND | *p | 0 | 0 | 0 | 0 | 0 | 0 | 0 | 0 | 0 | 0 | 0 | 0 | 0 | 0 | 0 | 0 | 1 | 0 | .000 |
| Mar 15 | at Ole Miss | *p | 0 | 0 | 0 | 0 | 0 | 0 | 0 | 0 | 0 | 0 | 0 | 0 | 0 | 0 | 0 | 1 | 1 | 0 | .000 |
| Mar 29 | at Vanderbilt | *p | 0 | 0 | 0 | 0 | 0 | 0 | 0 | 0 | 0 | 0 | 0 | 0 | 0 | 0 | 0 | 1 | 1 | 0 | .000 |
| Apr 06 | MISSOURI-1 | *p | 0 | 0 | 0 | 0 | 0 | 0 | 0 | 0 | 0 | 0 | 0 | 0 | 0 | 0 | 0 | 1 | 0 | 0 | .000 |
| Totals | | 6gs | 0 | 0 | 0 | 0 | 0 | 0 | 0 | 0 | 0 | 0 | 0 | 0 | 0 | 0 | 0 | 4 | 7 | 0 | .000 |

On base pct. .000 • Slugging pct. .000

#20 Gabe Gaeckle - 8 appearances (All games)

| Date | Opponent | GS | IP | H | R | ER | BB | SO | 2B | 3B | HR | WP | BK | HBP | IBB | Score | W-L | Sv | ERA | NP |
|--------|-----------------|----|------|----|----|----|----|----|----|----|----|----|----|-----|-----|-------|-----|----|------|----|
| Feb 14 | WASHINGTON ST | * | 5.0 | 1 | 0 | 0 | 1 | 7 | 0 | 0 | 0 | 1 | 0 | 1 | 0 | 3-2 | 0-0 | 0 | 0.00 | 78 |
| Feb 21 | vs Kansas State | * | 5.2 | 5 | 2 | 2 | 4 | 2 | 1 | 0 | 0 | 0 | 0 | 0 | 0 | 2-3 | 0-0 | 0 | 1.69 | 99 |
| Feb 28 | CHARLOTTE | * | 3.0 | 10 | 9 | 9 | 1 | 3 | 3 | 1 | 1 | 2 | 0 | 0 | 0 | 11-10 | 0-0 | 0 | 7.24 | 66 |
| Mar 07 | PORTLAND | * | 5.1 | 2 | 2 | 2 | 3 | 7 | 0 | 1 | 0 | 1 | 0 | 1 | 0 | 20-3 | 1-0 | 0 | 6.16 | 87 |
| Mar 15 | at Ole Miss | * | 4.0 | 1 | 2 | 2 | 3 | 8 | 1 | 0 | 0 | 2 | 0 | 1 | 0 | 12-3 | 1-0 | 0 | 5.87 | 79 |
| Mar 22 | SOUTH CAROLIN | * | 1.2 | 2 | 3 | 3 | 3 | 0 | 0 | 0 | 0 | 1 | 0 | 1 | 0 | 12-3 | 1-0 | 0 | 6.57 | 45 |
| Mar 29 | at Vanderbilt | * | 5.2 | 6 | 2 | 2 | 0 | 7 | 1 | 0 | 0 | 0 | 0 | 0 | 0 | 6-4 | 1-0 | 0 | 5.93 | 92 |
| Apr 06 | MISSOURI-1 | * | 4.0 | 5 | 4 | 2 | 2 | 6 | 0 | 0 | 0 | 0 | 0 | 0 | 0 | 14-4 | 2-0 | 0 | 5.77 | 83 |
| Totals | | 8 | 34.1 | 32 | 24 | 22 | 17 | 40 | 6 | 2 | 1 | 7 | 0 | 4 | 0 | 80-32 | 2-0 | 0 | 5.77 | - |



INDIVIDUAL GAME-BY-GAME

#29 Cole Gibler - 9 appearances (All games)

| Date | Opponent | GS | IP | H | R | ER | BB | SO | 2B | 3B | HR | WP | BK | HBP | IBB | Score | W-L | Sv | ERA | NP |
|--------|----------------|----|------|----|---|----|----|----|----|----|----|----|----|-----|-----|-------|-----|----|------|----|
| Feb 17 | WASHINGTON ST | | 1.0 | 0 | 0 | 0 | 1 | 1 | 0 | 0 | 0 | 0 | 0 | 0 | 0 | 12-2 | 0-0 | 0 | 0.00 | 12 |
| Feb 23 | vs Michigan | | 1.0 | 0 | 0 | 0 | 1 | 3 | 0 | 0 | 0 | 0 | 0 | 1 | 0 | 8-6 | 0-0 | 0 | 0.00 | 25 |
| Mar 04 | ULM | | 1.0 | 2 | 1 | 1 | 0 | 3 | 1 | 0 | 0 | 0 | 0 | 0 | 0 | 14-1 | 0-0 | 0 | 3.00 | 22 |
| Mar 11 | UCA | | 2.0 | 1 | 1 | 1 | 1 | 4 | 0 | 0 | 0 | 0 | 0 | 1 | 0 | 9-2 | 0-0 | 0 | 3.60 | 34 |
| Mar 18 | ORAL ROBERTS | | 2.0 | 4 | 1 | 1 | 0 | 1 | 0 | 0 | 0 | 1 | 0 | 0 | 0 | 4-1 | 1-0 | 0 | 3.86 | 39 |
| Mar 25 | MISSOURI STATE | | 2.1 | 3 | 3 | 3 | 1 | 7 | 0 | 0 | 1 | 0 | 0 | 0 | 0 | 13-14 | 1-0 | 0 | 5.79 | 44 |
| Apr 01 | vs Grambling | | 2.0 | 0 | 0 | 0 | 1 | 5 | 0 | 0 | 0 | 0 | 0 | 0 | 0 | 7-4 | 1-0 | 1 | 4.76 | 25 |
| Apr 06 | MISSOURI-2 | | 1.0 | 0 | 0 | 0 | 0 | 2 | 0 | 0 | 0 | 0 | 0 | 1 | 0 | 16-2 | 1-0 | 1 | 4.38 | 14 |
| Apr 08 | ARKANSAS STAT | | 1.0 | 1 | 0 | 0 | 1 | 2 | 0 | 0 | 0 | 0 | 0 | 0 | 0 | 7-3 | 1-0 | 1 | 4.05 | 24 |
| Totals | | 0 | 13.1 | 11 | 6 | 6 | 6 | 28 | 1 | 0 | 1 | 1 | 0 | 3 | 0 | 90-35 | 1-0 | 1 | 4.05 | - |

#27 Ryder Helfrick - 31 games (All games)

| Date | Opponent | Pos | AB | R | H | RBI | 2B | 3B | HR | BB | SB | CS | HBP | SAC | SF | GDP | K | PO | A | E | Avg |
|--------|-----------------|------|----|----|----|-----|----|----|----|----|----|----|-----|-----|----|-----|----|-----|----|---|------|
| Feb 14 | WASHINGTON ST | *c | 2 | 1 | 1 | 0 | 0 | 0 | 0 | 2 | 0 | 1 | 0 | 0 | 0 | 0 | 1 | 11 | 1 | 1 | .500 |
| Feb 14 | WASHINGTON ST | *c | 3 | 0 | 1 | 3 | 0 | 1 | 0 | 1 | 0 | 0 | 0 | 0 | 0 | 0 | 1 | 8 | 0 | 0 | .400 |
| Feb 15 | WASHINGTON ST | c | 1 | 0 | 0 | 0 | 0 | 0 | 0 | 0 | 0 | 0 | 0 | 0 | 0 | 0 | 0 | 2 | 0 | 0 | .333 |
| Feb 17 | WASHINGTON ST | *c | 2 | 2 | 1 | 0 | 1 | 0 | 0 | 2 | 0 | 0 | 0 | 0 | 0 | 0 | 1 | 6 | 2 | 0 | .375 |
| Feb 21 | vs Kansas State | *c | 4 | 0 | 1 | 0 | 0 | 0 | 0 | 0 | 0 | 0 | 0 | 0 | 0 | 0 | 0 | 4 | 0 | 0 | .333 |
| Feb 22 | vs TCU | *c | 4 | 0 | 0 | 0 | 0 | 0 | 0 | 0 | 0 | 0 | 0 | 0 | 0 | 0 | 2 | 11 | 0 | 1 | .250 |
| Feb 23 | vs Michigan | *c | 2 | 0 | 0 | 0 | 0 | 0 | 0 | 0 | 0 | 0 | 0 | 0 | 0 | 0 | 2 | 7 | 0 | 0 | .222 |
| Feb 25 | GRAMBLING | *c | 2 | 1 | 1 | 3 | 0 | 0 | 1 | 0 | 0 | 0 | 1 | 0 | 1 | 0 | 1 | 4 | 0 | 0 | .250 |
| Feb 28 | CHARLOTTE | *c | 4 | 0 | 1 | 0 | 0 | 0 | 0 | 0 | 0 | 0 | 0 | 0 | 0 | 0 | 2 | 14 | 1 | 0 | .250 |
| Mar 01 | CHARLOTTE | *c | 3 | 0 | 1 | 1 | 0 | 0 | 0 | 0 | 0 | 0 | 0 | 1 | 0 | 0 | 1 | 15 | 0 | 0 | .259 |
| Mar 02 | CHARLOTTE | *c | 2 | 1 | 0 | 0 | 0 | 0 | 0 | 2 | 0 | 0 | 0 | 0 | 0 | 0 | 1 | 12 | 0 | 0 | .241 |
| Mar 04 | ULM | *c | 3 | 1 | 1 | 1 | 0 | 0 | 1 | 1 | 0 | 0 | 0 | 0 | 0 | 0 | 1 | 12 | 0 | 0 | .250 |
| Mar 07 | PORTLAND | *c | 2 | 1 | 0 | 0 | 0 | 0 | 0 | 1 | 0 | 0 | 1 | 0 | 0 | 0 | 2 | 6 | 2 | 0 | .235 |
| Mar 08 | PORTLAND | *c | 3 | 0 | 0 | 0 | 0 | 0 | 0 | 0 | 0 | 0 | 0 | 0 | 0 | 0 | 0 | 10 | 0 | 0 | .216 |
| Mar 09 | PORTLAND | *c | 4 | 1 | 1 | 1 | 0 | 0 | 1 | 0 | 0 | 0 | 0 | 0 | 0 | 0 | 2 | 7 | 0 | 0 | .220 |
| Mar 14 | at Ole Miss | *c | 3 | 0 | 1 | 2 | 0 | 0 | 0 | 0 | 0 | 0 | 0 | 0 | 1 | 0 | 0 | 9 | 0 | 0 | .227 |
| Mar 15 | at Ole Miss | *c | 3 | 0 | 0 | 0 | 0 | 0 | 0 | 0 | 0 | 0 | 0 | 1 | 0 | 0 | 1 | 15 | 0 | 0 | .213 |
| Mar 16 | at Ole Miss | *c | 5 | 2 | 0 | 0 | 0 | 0 | 0 | 0 | 0 | 0 | 0 | 0 | 0 | 0 | 2 | 10 | 0 | 0 | .192 |
| Mar 18 | ORAL ROBERTS | c | 0 | 0 | 0 | 0 | 0 | 0 | 0 | 0 | 0 | 0 | 0 | 0 | 0 | 0 | 0 | 1 | 0 | 0 | .192 |
| Mar 19 | ORAL ROBERTS | *c | 3 | 2 | 2 | 0 | 0 | 0 | 0 | 1 | 0 | 0 | 0 | 0 | 0 | 0 | 0 | 7 | 0 | 0 | .218 |
| Mar 21 | SOUTH CAROLIN | *c | 2 | 1 | 1 | 1 | 0 | 0 | 0 | 2 | 0 | 0 | 0 | 0 | 0 | 0 | 0 | 7 | 0 | 0 | .228 |
| Mar 22 | SOUTH CAROLIN | *c | 5 | 1 | 3 | 0 | 0 | 0 | 0 | 0 | 0 | 0 | 0 | 0 | 0 | 0 | 0 | 5 | 0 | 0 | .258 |
| Mar 23 | SOUTH CAROLIN | *c | 5 | 2 | 2 | 2 | 0 | 0 | 2 | 0 | 0 | 0 | 0 | 0 | 0 | 0 | 0 | 7 | 2 | 0 | .269 |
| Mar 28 | at Vanderbilt | *c | 3 | 1 | 1 | 0 | 0 | 1 | 0 | 2 | 0 | 0 | 0 | 0 | 0 | 0 | 0 | 8 | 0 | 0 | .271 |
| Mar 29 | at Vanderbilt | *c | 3 | 0 | 0 | 1 | 0 | 0 | 0 | 0 | 0 | 0 | 1 | 1 | 0 | 0 | 1 | 13 | 0 | 0 | .260 |
| Mar 30 | at Vanderbilt | *c | 3 | 1 | 0 | 0 | 0 | 0 | 0 | 1 | 0 | 0 | 0 | 0 | 0 | 0 | 0 | 11 | 2 | 0 | .250 |
| Apr 01 | vs Grambling | c | 0 | 0 | 0 | 0 | 0 | 0 | 0 | 0 | 0 | 0 | 0 | 0 | 0 | 0 | 0 | 3 | 0 | 0 | .250 |
| Apr 05 | MISSOURI | *c | 2 | 2 | 2 | 2 | 1 | 0 | 0 | 1 | 0 | 0 | 1 | 0 | 0 | 0 | 0 | 9 | 0 | 0 | .269 |
| Apr 06 | MISSOURI-1 | *c | 2 | 2 | 2 | 1 | 1 | 0 | 0 | 1 | 0 | 0 | 0 | 0 | 0 | 0 | 0 | 7 | 2 | 1 | .287 |
| Apr 06 | MISSOURI-2 | *c | 4 | 2 | 3 | 0 | 1 | 0 | 0 | 0 | 0 | 0 | 0 | 0 | 0 | 0 | 0 | 11 | 0 | 0 | .310 |
| Apr 08 | ARKANSAS STAT | c | 1 | 0 | 1 | 0 | 0 | 0 | 0 | 0 | 0 | 1 | 0 | 0 | 0 | 0 | 0 | 3 | 0 | 0 | .318 |
| Totals | | 27gs | 85 | 24 | 27 | 18 | 4 | 2 | 5 | 17 | 0 | 2 | 4 | 3 | 2 | 0 | 21 | 255 | 12 | 3 | .318 |

On base pct. .444 • Slugging pct. .588



#10 Brent Iredale - 34 games (All games)

| Date | Opponent | Pos | AB | R | H | RBI | 2B | 3B | HR | BB | SB | CS | HBP | SAC | SF | GDP | K | PO | A | E | Avg |
|--------|-----------------|------|-----|----|----|-----|----|----|----|----|----|----|-----|-----|----|-----|----|----|----|---|------|
| Feb 14 | WASHINGTON ST | *3b | 4 | 0 | 1 | 1 | 0 | 0 | 0 | 0 | 0 | 0 | 0 | 0 | 1 | 0 | 2 | 3 | 1 | 0 | .250 |
| Feb 14 | WASHINGTON ST | *3b | 4 | 2 | 3 | 4 | 1 | 0 | 0 | 1 | 0 | 0 | 0 | 0 | 0 | 0 | 0 | 0 | 2 | 0 | .500 |
| Feb 15 | WASHINGTON ST | *3b | 3 | 2 | 2 | 2 | 0 | 0 | 2 | 1 | 0 | 0 | 0 | 0 | 0 | 0 | 0 | 0 | 3 | 0 | .545 |
| Feb 17 | WASHINGTON ST | *3b | 4 | 0 | 1 | 2 | 0 | 0 | 0 | 0 | 0 | 0 | 1 | 0 | 0 | 0 | 0 | 0 | 3 | 0 | .467 |
| Feb 21 | vs Kansas State | *3b | 3 | 0 | 1 | 0 | 1 | 0 | 0 | 1 | 0 | 0 | 0 | 0 | 0 | 0 | 0 | 0 | 1 | 0 | .444 |
| Feb 22 | vs TCU | *3b | 3 | 1 | 0 | 0 | 0 | 0 | 0 | 1 | 0 | 0 | 0 | 0 | 0 | 0 | 1 | 0 | 0 | 0 | .381 |
| Feb 23 | vs Michigan | *3b | 3 | 0 | 1 | 1 | 0 | 0 | 0 | 1 | 0 | 0 | 1 | 0 | 0 | 0 | 1 | 1 | 1 | 0 | .375 |
| Feb 25 | GRAMBLING | *3b | 1 | 4 | 1 | 0 | 0 | 0 | 0 | 3 | 1 | 0 | 1 | 0 | 0 | 0 | 0 | 0 | 2 | 0 | .400 |
| Feb 28 | CHARLOTTE | *3b | 3 | 2 | 0 | 0 | 0 | 0 | 0 | 1 | 0 | 0 | 1 | 0 | 0 | 0 | 1 | 0 | 5 | 0 | .357 |
| Mar 01 | CHARLOTTE | *3b | 3 | 2 | 2 | 1 | 1 | 0 | 0 | 1 | 0 | 0 | 0 | 0 | 0 | 0 | 0 | 1 | 1 | 0 | .387 |
| Mar 02 | CHARLOTTE | *3b | 4 | 1 | 1 | 0 | 1 | 0 | 0 | 0 | 0 | 0 | 0 | 0 | 0 | 0 | 2 | 0 | 1 | 0 | .371 |
| Mar 04 | ULM | *3b | 2 | 2 | 2 | 3 | 0 | 0 | 1 | 1 | 0 | 0 | 0 | 0 | 1 | 0 | 0 | 0 | 2 | 0 | .405 |
| Mar 05 | ULM | *3b | 2 | 0 | 0 | 0 | 0 | 0 | 0 | 2 | 0 | 0 | 0 | 0 | 0 | 0 | 1 | 0 | 1 | 0 | .385 |
| Mar 07 | PORTLAND | *3b | 4 | 3 | 3 | 8 | 1 | 0 | 2 | 0 | 0 | 0 | 0 | 0 | 0 | 0 | 0 | 0 | 2 | 0 | .419 |
| Mar 08 | PORTLAND | *3b | 3 | 2 | 1 | 0 | 1 | 0 | 0 | 1 | 1 | 0 | 0 | 0 | 0 | 0 | 2 | 0 | 2 | 0 | .413 |
| Mar 09 | PORTLAND | *3b | 3 | 1 | 1 | 3 | 0 | 0 | 1 | 1 | 0 | 0 | 0 | 0 | 0 | 0 | 1 | 0 | 4 | 0 | .408 |
| Mar 11 | UCA | *3b | 2 | 2 | 2 | 4 | 0 | 0 | 1 | 2 | 0 | 0 | 0 | 0 | 0 | 0 | 0 | 0 | 1 | 0 | .431 |
| Mar 14 | at Ole Miss | *3b | 2 | 1 | 0 | 0 | 0 | 0 | 0 | 1 | 0 | 0 | 1 | 0 | 0 | 0 | 2 | 0 | 2 | 1 | .415 |
| Mar 15 | at Ole Miss | *3b | 2 | 1 | 0 | 1 | 0 | 0 | 0 | 1 | 0 | 0 | 1 | 0 | 1 | 0 | 2 | 0 | 0 | 0 | .400 |
| Mar 16 | at Ole Miss | *3b | 4 | 0 | 1 | 0 | 0 | 0 | 0 | 1 | 0 | 0 | 0 | 0 | 0 | 1 | 0 | 0 | 2 | 0 | .390 |
| Mar 18 | ORAL ROBERTS | *3b | 1 | 0 | 0 | 1 | 0 | 0 | 0 | 1 | 0 | 0 | 1 | 0 | 1 | 0 | 0 | 0 | 4 | 0 | .383 |
| Mar 19 | ORAL ROBERTS | *3b | 2 | 2 | 1 | 1 | 0 | 0 | 0 | 0 | 0 | 0 | 2 | 0 | 0 | 0 | 0 | 1 | 3 | 0 | .387 |
| Mar 21 | SOUTH CAROLIN | *3b | 3 | 1 | 0 | 1 | 0 | 0 | 0 | 1 | 0 | 0 | 0 | 0 | 0 | 0 | 2 | 0 | 2 | 0 | .369 |
| Mar 22 | SOUTH CAROLIN | *3b | 4 | 1 | 1 | 3 | 0 | 0 | 1 | 0 | 0 | 0 | 1 | 0 | 0 | 0 | 2 | 1 | 0 | 0 | .362 |
| Mar 23 | SOUTH CAROLIN | *3b | 4 | 1 | 1 | 5 | 0 | 0 | 1 | 0 | 0 | 0 | 0 | 0 | 1 | 0 | 3 | 0 | 4 | 0 | .356 |
| Mar 25 | MISSOURI STATE | *3b | 1 | 0 | 0 | 0 | 0 | 0 | 0 | 0 | 0 | 0 | 0 | 0 | 0 | 0 | 1 | 1 | 1 | 0 | .351 |
| Mar 28 | at Vanderbilt | *3b | 3 | 1 | 0 | 0 | 0 | 0 | 0 | 2 | 0 | 0 | 0 | 0 | 0 | 0 | 1 | 0 | 4 | 0 | .338 |
| Mar 29 | at Vanderbilt | *3b | 4 | 2 | 2 | 1 | 0 | 0 | 0 | 1 | 0 | 0 | 0 | 0 | 0 | 0 | 1 | 0 | 2 | 0 | .346 |
| Mar 30 | at Vanderbilt | *3b | 4 | 1 | 2 | 0 | 0 | 0 | 0 | 0 | 0 | 0 | 0 | 0 | 0 | 0 | 2 | 0 | 1 | 0 | .353 |
| Apr 01 | vs Grambling | *3b | 2 | 1 | 0 | 1 | 0 | 0 | 0 | 1 | 0 | 0 | 1 | 0 | 1 | 0 | 1 | 2 | 2 | 1 | .345 |
| Apr 05 | MISSOURI | *3b | 3 | 3 | 2 | 2 | 0 | 0 | 1 | 1 | 0 | 0 | 1 | 0 | 0 | 0 | 0 | 0 | 1 | 0 | .356 |
| Apr 06 | MISSOURI-1 | *3b | 3 | 0 | 0 | 0 | 0 | 0 | 0 | 1 | 0 | 0 | 1 | 0 | 0 | 0 | 2 | 0 | 2 | 0 | .344 |
| Apr 06 | MISSOURI-2 | *3b | 4 | 0 | 1 | 0 | 0 | 0 | 0 | 0 | 0 | 0 | 0 | 0 | 0 | 0 | 1 | 1 | 3 | 0 | .340 |
| Apr 08 | ARKANSAS STAT | *3b | 4 | 0 | 0 | 0 | 0 | 0 | 0 | 0 | 0 | 0 | 0 | 0 | 0 | 0 | 3 | 2 | 0 | 0 | .327 |
| Totals | | 33gs | 101 | 39 | 33 | 45 | 6 | 0 | 10 | 28 | 2 | 0 | 13 | 0 | 6 | 1 | 34 | 13 | 65 | 2 | .327 |

On base pct. .500 • Slugging pct. .683

#16 Aiden Jimenez - 10 appearances (All games)

| Date | Opponent | GS | IP | H | R | ER | BB | SO | 2B | 3B | HR | WP | BK | HBP | IBB | Score | W-L | Sv | ERA | NP |
|--------|---------------|----|------|----|---|----|----|----|----|----|----|----|----|-----|-----|--------|-----|----|------|----|
| Feb 14 | WASHINGTON ST | | 1.0 | 2 | 1 | 1 | 0 | 0 | 1 | 0 | 0 | 0 | 0 | 0 | 0 | 14-2 | 0-0 | 0 | 9.00 | 14 |
| Feb 25 | GRAMBLING | | 1.0 | 2 | 1 | 1 | 1 | 1 | 1 | 0 | 0 | 0 | 0 | 0 | 0 | 14-3 | 0-0 | 0 | 9.00 | 23 |
| Mar 01 | CHARLOTTE | | 2.0 | 2 | 0 | 0 | 1 | 4 | 0 | 0 | 0 | 0 | 0 | 0 | 0 | 8-5 | 1-0 | 0 | 4.50 | 28 |
| Mar 04 | ULM | | 1.0 | 2 | 0 | 0 | 0 | 1 | 0 | 0 | 0 | 0 | 0 | 0 | 0 | 14-1 | 1-0 | 0 | 3.60 | 14 |
| Mar 09 | PORTLAND | | 1.0 | 0 | 0 | 0 | 0 | 0 | 0 | 0 | 0 | 0 | 0 | 0 | 0 | 5-3 | 1-0 | 0 | 3.00 | 13 |
| Mar 15 | at Ole Miss | | 3.0 | 0 | 0 | 0 | 0 | 6 | 0 | 0 | 0 | 0 | 0 | 0 | 0 | 12-3 | 1-0 | 1 | 2.00 | 35 |
| Mar 22 | SOUTH CAROLIN | | 4.1 | 4 | 0 | 0 | 0 | 4 | 0 | 0 | 0 | 0 | 0 | 1 | 0 | 12-3 | 2-0 | 1 | 1.35 | 45 |
| Mar 28 | at Vanderbilt | | 0.1 | 0 | 0 | 0 | 0 | 0 | 0 | 0 | 0 | 0 | 0 | 0 | 0 | 9-0 | 2-0 | 1 | 1.32 | 3 |
| Mar 29 | at Vanderbilt | | 3.1 | 3 | 1 | 1 | 0 | 4 | 0 | 0 | 0 | 1 | 0 | 0 | 0 | 6-4 | 3-0 | 1 | 1.59 | 57 |
| Apr 06 | MISSOURI-1 | | 2.0 | 0 | 0 | 0 | 0 | 2 | 0 | 0 | 0 | 0 | 0 | 0 | 0 | 14-4 | 3-0 | 1 | 1.42 | 27 |
| Totals | | 0 | 19.0 | 15 | 3 | 3 | 2 | 22 | 2 | 0 | 0 | 1 | 0 | 1 | 0 | 108-28 | 3-0 | 1 | 1.42 | - |



INDIVIDUAL GAME-BY-GAME

#25 Kuhio Aloy - 31 games (All games)

| Date | Opponent | Pos | AB | R | H | RBI | 2B | 3B | HR | BB | SB | CS | HBP | SAC | SF | GDP | K | PO | A | E | Avg |
|--------|-----------------|-----|------|-----|----|-----|----|----|----|----|----|----|-----|-----|----|-----|----|----|---|---|------|
| Feb 14 | WASHINGTON ST | *dh | 4 | 2 | 2 | 3 | 1 | 0 | 1 | 1 | 0 | 0 | 0 | 0 | 0 | 0 | 1 | 0 | 0 | 0 | .500 |
| Feb 17 | WASHINGTON ST | *dh | 3 | 2 | 1 | 1 | 0 | 0 | 1 | 2 | 0 | 0 | 0 | 0 | 0 | 0 | 2 | 0 | 0 | 0 | .429 |
| Feb 21 | vs Kansas State | *dh | 4 | 1 | 1 | 1 | 0 | 0 | 1 | 0 | 0 | 0 | 0 | 0 | 0 | 0 | 2 | 0 | 0 | 0 | .364 |
| Feb 22 | vs TCU | ph | 1 | 0 | 1 | 2 | 1 | 0 | 0 | 0 | 0 | 0 | 0 | 0 | 0 | 0 | 0 | 0 | 0 | 0 | .417 |
| Feb 25 | GRAMBLING | *dh | 4 | 2 | 4 | 2 | 1 | 0 | 0 | 1 | 0 | 0 | 0 | 0 | 0 | 0 | 0 | 0 | 0 | 0 | .562 |
| Feb 28 | CHARLOTTE | *dh | 4 | 2 | 2 | 3 | 1 | 0 | 0 | 1 | 0 | 0 | 0 | 0 | 0 | 0 | 0 | 0 | 0 | 0 | .550 |
| Mar 01 | CHARLOTTE | *dh | 3 | 2 | 2 | 3 | 1 | 0 | 1 | 1 | 0 | 0 | 0 | 0 | 0 | 0 | 1 | 0 | 0 | 0 | .565 |
| Mar 02 | CHARLOTTE | *dh | 4 | 0 | 2 | 1 | 0 | 0 | 0 | 0 | 0 | 0 | 0 | 0 | 0 | 0 | 0 | 0 | 0 | 0 | .556 |
| Mar 04 | ULM | *dh | 5 | 2 | 3 | 6 | 0 | 0 | 1 | 0 | 0 | 0 | 0 | 0 | 0 | 1 | 1 | 0 | 0 | 0 | .562 |
| Mar 05 | ULM | *dh | 4 | 1 | 2 | 4 | 0 | 0 | 1 | 1 | 0 | 0 | 0 | 0 | 0 | 0 | 0 | 0 | 0 | 0 | .556 |
| Mar 07 | PORTLAND | *dh | 4 | 3 | 2 | 3 | 1 | 0 | 0 | 1 | 0 | 0 | 0 | 0 | 0 | 0 | 0 | 0 | 0 | 0 | .550 |
| Mar 08 | PORTLAND | *dh | 3 | 0 | 0 | 0 | 0 | 0 | 0 | 1 | 0 | 0 | 0 | 0 | 0 | 0 | 1 | 0 | 0 | 0 | .512 |
| Mar 09 | PORTLAND | *dh | 4 | 0 | 0 | 0 | 0 | 0 | 0 | 0 | 0 | 0 | 0 | 0 | 0 | 0 | 0 | 0 | 0 | 0 | .468 |
| Mar 11 | UCA | *dh | 3 | 3 | 1 | 2 | 0 | 0 | 1 | 1 | 0 | 0 | 1 | 0 | 0 | 0 | 0 | 0 | 0 | 0 | .460 |
| Mar 14 | at Ole Miss | *dh | 5 | 2 | 3 | 0 | 1 | 0 | 0 | 0 | 0 | 0 | 0 | 0 | 0 | 0 | 1 | 0 | 0 | 0 | .473 |
| Mar 15 | at Ole Miss | *dh | 5 | 1 | 1 | 1 | 0 | 0 | 1 | 0 | 0 | 0 | 0 | 0 | 0 | 0 | 2 | 0 | 0 | 0 | .450 |
| Mar 16 | at Ole Miss | *dh | 6 | 0 | 1 | 1 | 0 | 0 | 0 | 0 | 0 | 0 | 0 | 0 | 0 | 0 | 3 | 0 | 0 | 0 | .424 |
| Mar 18 | ORAL ROBERTS | *dh | 5 | 0 | 2 | 1 | 0 | 0 | 0 | 0 | 0 | 0 | 0 | 0 | 1 | 2 | 0 | 0 | 0 | 0 | .423 |
| Mar 19 | ORAL ROBERTS | *dh | 3 | 1 | 1 | 1 | 0 | 0 | 0 | 2 | 0 | 0 | 0 | 0 | 0 | 0 | 2 | 0 | 0 | 0 | .419 |
| Mar 21 | SOUTH CAROLIN | *dh | 3 | 1 | 1 | 0 | 1 | 0 | 0 | 1 | 0 | 0 | 0 | 0 | 0 | 0 | 1 | 0 | 0 | 0 | .416 |
| Mar 22 | SOUTH CAROLIN | *dh | 4 | 1 | 2 | 2 | 0 | 0 | 0 | 1 | 0 | 0 | 0 | 0 | 0 | 0 | 2 | 0 | 0 | 0 | .420 |
| Mar 23 | SOUTH CAROLIN | *dh | 3 | 1 | 1 | 0 | 0 | 0 | 0 | 1 | 0 | 0 | 1 | 0 | 0 | 0 | 0 | 0 | 0 | 0 | .417 |
| Mar 25 | MISSOURI STATE | *dh | 5 | 2 | 1 | 0 | 0 | 0 | 0 | 1 | 0 | 0 | 0 | 0 | 0 | 0 | 2 | 0 | 0 | 0 | .404 |
| Mar 28 | at Vanderbilt | *dh | 5 | 0 | 1 | 1 | 1 | 0 | 0 | 0 | 0 | 0 | 0 | 0 | 0 | 0 | 3 | 0 | 0 | 0 | .394 |
| Mar 29 | at Vanderbilt | *dh | 4 | 0 | 1 | 0 | 0 | 0 | 0 | 1 | 0 | 0 | 0 | 0 | 0 | 0 | 1 | 0 | 0 | 0 | .388 |
| Mar 30 | at Vanderbilt | *dh | 4 | 0 | 0 | 0 | 0 | 0 | 0 | 0 | 0 | 0 | 0 | 0 | 0 | 0 | 2 | 0 | 0 | 0 | .373 |
| Apr 01 | vs Grambling | *dh | 4 | 1 | 2 | 1 | 0 | 0 | 0 | 0 | 0 | 1 | 0 | 0 | 0 | 0 | 1 | 0 | 0 | 0 | .377 |
| Apr 05 | MISSOURI | *dh | 4 | 2 | 0 | 0 | 0 | 0 | 0 | 1 | 0 | 0 | 1 | 0 | 0 | 0 | 4 | 0 | 0 | 0 | .364 |
| Apr 06 | MISSOURI-1 | *dh | 5 | 2 | 2 | 1 | 0 | 0 | 0 | 0 | 0 | 0 | 0 | 0 | 0 | 0 | 2 | 0 | 0 | 0 | .365 |
| Apr 06 | MISSOURI-2 | *dh | 5 | 1 | 3 | 3 | 2 | 0 | 0 | 0 | 0 | 0 | 0 | 0 | 0 | 0 | 1 | 0 | 0 | 0 | .375 |
| Apr 08 | ARKANSAS STAT | *dh | 4 | 1 | 1 | 2 | 0 | 0 | 1 | 0 | 0 | 0 | 0 | 0 | 0 | 0 | 2 | 0 | 0 | 0 | .371 |
| Totals | | | 30gs | 124 | 36 | 46 | 45 | 11 | 0 | 9 | 18 | 0 | 0 | 4 | 0 | 2 | 39 | 0 | 0 | 0 | .371 |

On base pct. .466 • Slugging pct. .677

#8 Cam Kozeal - 29 games (All games)

| Date | Opponent | Pos | AB | R | H | RBI | 2B | 3B | HR | BB | SB | CS | HBP | SAC | SF | GDP | K | PO | A | E | Avg |
|--------|-----------------|-------|------|-----|----|-----|----|----|----|----|----|----|-----|-----|----|-----|----|-----|----|---|------|
| Feb 14 | WASHINGTON ST | *2b | 4 | 2 | 2 | 0 | 2 | 0 | 0 | 0 | 0 | 0 | 0 | 0 | 0 | 0 | 1 | 4 | 2 | 0 | .500 |
| Feb 17 | WASHINGTON ST | *2b | 4 | 2 | 1 | 0 | 0 | 0 | 0 | 0 | 0 | 0 | 0 | 0 | 0 | 0 | 1 | 2 | 4 | 0 | .375 |
| Feb 21 | vs Kansas State | ph/1 | 2 | 0 | 1 | 0 | 1 | 0 | 0 | 0 | 0 | 0 | 0 | 0 | 0 | 0 | 0 | 3 | 0 | 0 | .400 |
| Feb 22 | vs TCU | *1b | 3 | 0 | 0 | 0 | 0 | 0 | 0 | 0 | 0 | 0 | 0 | 1 | 0 | 0 | 1 | 5 | 2 | 0 | .308 |
| Feb 23 | vs Michigan | *1b | 5 | 0 | 1 | 1 | 0 | 0 | 0 | 0 | 0 | 0 | 0 | 0 | 0 | 0 | 0 | 4 | 1 | 0 | .278 |
| Feb 28 | CHARLOTTE | *1b/2 | 5 | 1 | 2 | 1 | 0 | 0 | 0 | 0 | 0 | 0 | 0 | 0 | 0 | 0 | 2 | 6 | 1 | 0 | .304 |
| Mar 01 | CHARLOTTE | *1b | 4 | 0 | 1 | 0 | 0 | 0 | 0 | 0 | 0 | 0 | 0 | 0 | 0 | 0 | 1 | 3 | 0 | 0 | .296 |
| Mar 02 | CHARLOTTE | ph | 1 | 0 | 1 | 0 | 0 | 0 | 0 | 0 | 0 | 0 | 0 | 0 | 0 | 0 | 0 | 0 | 0 | 0 | .321 |
| Mar 04 | ULM | *1b | 4 | 1 | 2 | 2 | 0 | 0 | 1 | 0 | 0 | 0 | 0 | 0 | 0 | 0 | 0 | 5 | 0 | 0 | .344 |
| Mar 07 | PORTLAND | *1b | 4 | 0 | 0 | 1 | 0 | 0 | 0 | 0 | 0 | 0 | 0 | 0 | 0 | 0 | 1 | 9 | 0 | 0 | .306 |
| Mar 08 | PORTLAND | *1b | 4 | 0 | 1 | 0 | 0 | 0 | 0 | 0 | 0 | 1 | 0 | 0 | 0 | 0 | 1 | 5 | 0 | 0 | .300 |
| Mar 11 | UCA | *1b | 3 | 1 | 2 | 3 | 0 | 0 | 1 | 1 | 1 | 0 | 0 | 0 | 0 | 0 | 0 | 5 | 0 | 0 | .326 |
| Mar 14 | at Ole Miss | ph/2 | 2 | 0 | 1 | 1 | 0 | 0 | 0 | 0 | 0 | 0 | 0 | 0 | 0 | 0 | 1 | 0 | 0 | 0 | .333 |
| Mar 15 | at Ole Miss | *2b/1 | 5 | 2 | 3 | 1 | 1 | 0 | 0 | 0 | 0 | 0 | 0 | 0 | 0 | 0 | 0 | 1 | 2 | 1 | .360 |
| Mar 16 | at Ole Miss | *1b | 4 | 1 | 2 | 2 | 0 | 0 | 0 | 1 | 0 | 0 | 0 | 0 | 0 | 0 | 0 | 4 | 1 | 0 | .370 |
| Mar 18 | ORAL ROBERTS | *1b | 3 | 0 | 0 | 0 | 0 | 0 | 0 | 1 | 0 | 0 | 0 | 0 | 0 | 1 | 0 | 10 | 0 | 0 | .351 |
| Mar 19 | ORAL ROBERTS | *1b/2 | 5 | 1 | 2 | 2 | 1 | 0 | 0 | 0 | 0 | 0 | 0 | 0 | 0 | 0 | 0 | 4 | 1 | 0 | .355 |
| Mar 21 | SOUTH CAROLIN | *1b | 4 | 2 | 2 | 0 | 1 | 0 | 0 | 0 | 0 | 0 | 0 | 0 | 0 | 0 | 1 | 6 | 0 | 0 | .364 |
| Mar 22 | SOUTH CAROLIN | *1b | 4 | 2 | 2 | 0 | 0 | 0 | 0 | 0 | 0 | 0 | 1 | 0 | 0 | 0 | 0 | 6 | 0 | 0 | .371 |
| Mar 23 | SOUTH CAROLIN | *1b | 4 | 0 | 1 | 1 | 0 | 0 | 0 | 1 | 0 | 0 | 0 | 0 | 0 | 0 | 1 | 9 | 1 | 0 | .365 |
| Mar 25 | MISSOURI STATE | *1b | 4 | 2 | 2 | 1 | 0 | 0 | 0 | 1 | 0 | 0 | 1 | 0 | 0 | 0 | 0 | 8 | 0 | 0 | .372 |
| Mar 28 | at Vanderbilt | *1b | 5 | 2 | 3 | 5 | 0 | 0 | 2 | 0 | 0 | 0 | 0 | 0 | 0 | 0 | 1 | 7 | 2 | 0 | .386 |
| Mar 29 | at Vanderbilt | *1b | 4 | 1 | 1 | 3 | 0 | 0 | 1 | 0 | 0 | 0 | 0 | 1 | 0 | 0 | 1 | 8 | 1 | 0 | .379 |
| Mar 30 | at Vanderbilt | *1b | 3 | 1 | 1 | 0 | 0 | 0 | 0 | 1 | 1 | 0 | 0 | 0 | 0 | 0 | 1 | 3 | 0 | 0 | .378 |
| Apr 01 | vs Grambling | ph/1 | 1 | 0 | 0 | 0 | 0 | 0 | 0 | 0 | 0 | 0 | 0 | 0 | 0 | 0 | 0 | 0 | 0 | 0 | .374 |
| Apr 05 | MISSOURI | *1b/2 | 5 | 3 | 4 | 5 | 1 | 0 | 0 | 1 | 0 | 0 | 0 | 0 | 0 | 0 | 1 | 6 | 0 | 0 | .396 |
| Apr 06 | MISSOURI-1 | *1b | 2 | 2 | 2 | 2 | 1 | 0 | 0 | 2 | 0 | 0 | 0 | 0 | 1 | 0 | 0 | 5 | 1 | 0 | .408 |
| Apr 06 | MISSOURI-2 | *1b | 5 | 3 | 3 | 6 | 1 | 0 | 2 | 0 | 0 | 0 | 0 | 0 | 0 | 0 | 1 | 5 | 0 | 0 | .417 |
| Apr 08 | ARKANSAS STAT | *1b | 4 | 1 | 1 | 0 | 1 | 0 | 0 | 0 | 0 | 0 | 0 | 0 | 0 | 0 | 3 | 10 | 0 | 0 | .411 |
| Totals | | | 25gs | 107 | 30 | 44 | 37 | 10 | 0 | 7 | 9 | 2 | 1 | 2 | 2 | 1 | 19 | 143 | 19 | 1 | .411 |

On base pct. .462 • Slugging pct. .701



#22 Logan Maxwell - 25 games (All games)

| Date | Opponent | Pos | AB | R | H | RBI | 2B | 3B | HR | BB | SB | CS | HBP | SAC | SF | GDP | K | PO | A | E | Avg |
|--------|----------------|--------|----|----|----|-----|----|----|----|----|----|----|-----|-----|----|-----|----|----|---|---|------|
| Feb 14 | WASHINGTON ST | *dh | 3 | 0 | 1 | 1 | 0 | 0 | 0 | 1 | 0 | 0 | 0 | 0 | 1 | 0 | 0 | 0 | 0 | 0 | .333 |
| Feb 15 | WASHINGTON ST | *dh | 4 | 0 | 1 | 0 | 0 | 0 | 0 | 0 | 0 | 0 | 0 | 0 | 0 | 0 | 0 | 0 | 0 | 0 | .286 |
| Feb 22 | vs TCU | *dh | 3 | 1 | 0 | 0 | 0 | 0 | 0 | 1 | 0 | 0 | 0 | 0 | 0 | 0 | 1 | 0 | 0 | 0 | .200 |
| Feb 23 | vs Michigan | *dh | 3 | 1 | 0 | 0 | 0 | 0 | 2 | 0 | 0 | 0 | 0 | 0 | 0 | 1 | 0 | 0 | 0 | 0 | .154 |
| Feb 25 | GRAMBLING | *of | 4 | 3 | 2 | 1 | 0 | 0 | 0 | 1 | 0 | 0 | 0 | 0 | 0 | 0 | 0 | 0 | 0 | 0 | .235 |
| Feb 28 | CHARLOTTE | *of | 5 | 2 | 2 | 2 | 0 | 0 | 1 | 0 | 0 | 0 | 0 | 0 | 0 | 0 | 3 | 0 | 0 | 0 | .273 |
| Mar 01 | CHARLOTTE | *of | 4 | 1 | 1 | 2 | 0 | 0 | 1 | 1 | 0 | 0 | 0 | 0 | 0 | 0 | 1 | 0 | 0 | 0 | .269 |
| Mar 02 | CHARLOTTE | *of | 5 | 0 | 3 | 1 | 0 | 0 | 0 | 0 | 0 | 0 | 0 | 0 | 0 | 0 | 0 | 5 | 0 | 0 | .323 |
| Mar 04 | ULM | *of | 4 | 1 | 2 | 0 | 0 | 0 | 0 | 1 | 0 | 0 | 0 | 0 | 0 | 0 | 1 | 1 | 0 | 0 | .343 |
| Mar 07 | PORTLAND | *of | 2 | 2 | 1 | 0 | 0 | 0 | 0 | 1 | 0 | 0 | 0 | 0 | 0 | 0 | 0 | 0 | 0 | 0 | .351 |
| Mar 11 | UCA | *of | 4 | 1 | 0 | 0 | 0 | 0 | 0 | 0 | 0 | 1 | 0 | 0 | 0 | 0 | 2 | 1 | 0 | 0 | .317 |
| Mar 14 | at Ole Miss | *of/of | 5 | 1 | 1 | 2 | 0 | 0 | 1 | 0 | 0 | 0 | 0 | 0 | 0 | 1 | 1 | 4 | 0 | 0 | .304 |
| Mar 15 | at Ole Miss | *of | 5 | 2 | 3 | 1 | 0 | 0 | 1 | 0 | 0 | 0 | 0 | 0 | 0 | 0 | 0 | 0 | 0 | 0 | .333 |
| Mar 16 | at Ole Miss | *of/of | 4 | 2 | 3 | 1 | 1 | 0 | 0 | 1 | 0 | 0 | 0 | 0 | 0 | 0 | 0 | 1 | 0 | 0 | .364 |
| Mar 18 | ORAL ROBERTS | *of | 2 | 0 | 0 | 0 | 0 | 0 | 0 | 0 | 0 | 0 | 1 | 0 | 0 | 0 | 0 | 2 | 0 | 0 | .351 |
| Mar 19 | ORAL ROBERTS | *of | 2 | 1 | 1 | 2 | 0 | 0 | 1 | 2 | 0 | 1 | 0 | 0 | 0 | 0 | 0 | 0 | 0 | 0 | .356 |
| Mar 21 | SOUTH CAROLIN | *of | 3 | 2 | 2 | 2 | 0 | 0 | 1 | 0 | 0 | 0 | 1 | 0 | 0 | 0 | 1 | 3 | 0 | 0 | .371 |
| Mar 22 | SOUTH CAROLIN | *of | 2 | 1 | 0 | 0 | 0 | 0 | 0 | 1 | 0 | 0 | 2 | 0 | 0 | 0 | 1 | 4 | 0 | 0 | .359 |
| Mar 23 | SOUTH CAROLIN | *of | 3 | 1 | 2 | 0 | 0 | 0 | 0 | 0 | 0 | 0 | 1 | 0 | 0 | 0 | 0 | 0 | 0 | 0 | .373 |
| Mar 25 | MISSOURI STATE | *of | 4 | 1 | 2 | 0 | 0 | 0 | 0 | 0 | 0 | 0 | 0 | 1 | 0 | 0 | 1 | 1 | 0 | 0 | .380 |
| Mar 28 | at Vanderbilt | *of | 4 | 3 | 2 | 1 | 1 | 0 | 1 | 1 | 0 | 0 | 0 | 0 | 0 | 0 | 1 | 2 | 0 | 0 | .387 |
| Mar 29 | at Vanderbilt | *of | 5 | 1 | 1 | 0 | 0 | 0 | 0 | 0 | 0 | 0 | 0 | 0 | 0 | 0 | 0 | 1 | 0 | 0 | .375 |
| Mar 30 | at Vanderbilt | *of | 3 | 1 | 1 | 1 | 0 | 0 | 1 | 1 | 0 | 0 | 0 | 0 | 0 | 0 | 1 | 1 | 0 | 0 | .373 |
| Apr 05 | MISSOURI | *of | 2 | 3 | 1 | 1 | 0 | 0 | 1 | 3 | 0 | 0 | 0 | 0 | 0 | 0 | 1 | 1 | 0 | 0 | .376 |
| Apr 06 | MISSOURI-1 | *of | 3 | 0 | 2 | 1 | 0 | 0 | 0 | 0 | 0 | 0 | 1 | 0 | 0 | 0 | 0 | 0 | 0 | 0 | .386 |
| Totals | | 25gs | 88 | 31 | 34 | 19 | 2 | 0 | 9 | 17 | 0 | 1 | 6 | 2 | 1 | 2 | 15 | 27 | 0 | 0 | .386 |

On base pct. .509 • Slugging pct. .716

#41 Will McEntire - 2 games (All games)

| Date | Opponent | Pos | AB | R | H | RBI | 2B | 3B | HR | BB | SB | CS | HBP | SAC | SF | GDP | K | PO | A | E | Avg |
|--------|-----------------|-----|----|---|---|-----|----|----|----|----|----|----|-----|-----|----|-----|---|----|---|---|------|
| Feb 21 | vs Kansas State | p | 0 | 0 | 0 | 0 | 0 | 0 | 0 | 0 | 0 | 0 | 0 | 0 | 0 | 0 | 0 | 0 | 1 | 0 | .000 |
| Mar 22 | SOUTH CAROLIN | p | 0 | 0 | 0 | 0 | 0 | 0 | 0 | 0 | 0 | 0 | 0 | 0 | 0 | 0 | 0 | 0 | 1 | 0 | .000 |
| Totals | | 0gs | 0 | 0 | 0 | 0 | 0 | 0 | 0 | 0 | 0 | 0 | 0 | 0 | 0 | 0 | 0 | 0 | 2 | 0 | .000 |

On base pct. .000 • Slugging pct. .000

#41 Will McEntire - 10 appearances (All games)

| Date | Opponent | GS | IP | H | R | ER | BB | SO | 2B | 3B | HR | WP | BK | HBP | IBB | Score | W-L | Sv | ERA | NP |
|--------|-----------------|----|------|----|---|----|----|----|----|----|----|----|----|-----|-----|-------|-----|----|------|----|
| Feb 14 | WASHINGTON ST | | 2.2 | 2 | 1 | 1 | 0 | 3 | 0 | 0 | 1 | 0 | 0 | 0 | 0 | 3-2 | 0-0 | 0 | 3.38 | 37 |
| Feb 21 | vs Kansas State | | 1.0 | 1 | 0 | 0 | 0 | 0 | 0 | 0 | 0 | 1 | 0 | 0 | 0 | 2-3 | 0-0 | 0 | 2.45 | 10 |
| Feb 23 | vs Michigan | | 1.0 | 2 | 2 | 2 | 1 | 0 | 0 | 0 | 2 | 0 | 0 | 0 | 0 | 8-6 | 0-0 | 0 | 5.79 | 29 |
| Mar 02 | CHARLOTTE | | 1.0 | 0 | 0 | 0 | 0 | 1 | 0 | 0 | 0 | 0 | 0 | 0 | 0 | 4-3 | 1-0 | 0 | 4.76 | 9 |
| Mar 05 | ULM | | 1.0 | 0 | 0 | 0 | 0 | 2 | 0 | 0 | 0 | 0 | 0 | 0 | 0 | 15-3 | 1-0 | 0 | 4.05 | 13 |
| Mar 11 | UCA | | 1.0 | 0 | 0 | 0 | 0 | 2 | 0 | 0 | 0 | 0 | 0 | 1 | 0 | 9-2 | 1-0 | 0 | 3.52 | 17 |
| Mar 16 | at Ole Miss | | 3.1 | 2 | 1 | 1 | 0 | 5 | 1 | 0 | 1 | 0 | 0 | 0 | 0 | 12-9 | 1-0 | 0 | 3.27 | 40 |
| Mar 22 | SOUTH CAROLIN | | 3.0 | 1 | 0 | 0 | 0 | 1 | 0 | 0 | 0 | 0 | 0 | 0 | 0 | 12-3 | 1-0 | 1 | 2.57 | 30 |
| Mar 25 | MISSOURI STATE | | 0.0 | 3 | 3 | 2 | 1 | 0 | 1 | 0 | 0 | 0 | 0 | 0 | 0 | 13-14 | 1-0 | 1 | 3.86 | 17 |
| Apr 05 | MISSOURI | | 1.0 | 0 | 0 | 0 | 0 | 2 | 0 | 0 | 0 | 0 | 0 | 0 | 0 | 21-3 | 1-0 | 1 | 3.60 | 13 |
| Totals | | 0 | 15.0 | 11 | 7 | 6 | 2 | 16 | 2 | 0 | 4 | 1 | 0 | 1 | 0 | 99-48 | 1-0 | 1 | 3.60 | - |

#26 Tate McGuire - 4 games (All games)

| Date | Opponent | Pos | AB | R | H | RBI | 2B | 3B | HR | BB | SB | CS | HBP | SAC | SF | GDP | K | PO | A | E | Avg |
|--------|-----------------|-----|----|---|---|-----|----|----|----|----|----|----|-----|-----|----|-----|---|----|---|---|------|
| Feb 21 | vs Kansas State | p | 0 | 0 | 0 | 0 | 0 | 0 | 0 | 0 | 0 | 0 | 0 | 0 | 0 | 0 | 0 | 1 | 1 | 0 | .000 |
| Mar 05 | ULM | p | 0 | 0 | 0 | 0 | 0 | 0 | 0 | 0 | 0 | 0 | 0 | 0 | 0 | 0 | 0 | 0 | 1 | 0 | .000 |
| Apr 01 | vs Grambling | *p | 0 | 0 | 0 | 0 | 0 | 0 | 0 | 0 | 0 | 0 | 0 | 0 | 0 | 0 | 0 | 0 | 1 | 0 | .000 |
| Apr 08 | ARKANSAS STAT | *p | 0 | 0 | 0 | 0 | 0 | 0 | 0 | 0 | 0 | 0 | 0 | 0 | 0 | 0 | 0 | 0 | 1 | 0 | .000 |
| Totals | | 2gs | 0 | 0 | 0 | 0 | 0 | 0 | 0 | 0 | 0 | 0 | 0 | 0 | 0 | 0 | 0 | 1 | 4 | 0 | .000 |

On base pct. .000 • Slugging pct. .000



INDIVIDUAL GAME-BY-GAME

#26 Tate McGuire - 10 appearances (All games)

| Date | Opponent | GS | IP | H | R | ER | BB | SO | 2B | 3B | HR | WP | BK | HBP | IBB | Score | W-L | Sv | ERA | NP |
|--------|-----------------|----|------|----|---|----|----|----|----|----|----|----|----|-----|-----|-------|-----|----|------|----|
| Feb 14 | WASHINGTON ST | | 1.0 | 1 | 0 | 0 | 0 | 1 | 0 | 0 | 0 | 0 | 0 | 0 | 0 | 14-2 | 0-0 | 0 | 0.00 | 7 |
| Feb 21 | vs Kansas State | | 1.1 | 2 | 1 | 1 | 0 | 1 | 1 | 0 | 0 | 0 | 0 | 0 | 0 | 2-3 | 0-1 | 0 | 3.86 | 15 |
| Feb 23 | vs Michigan | | 0.1 | 0 | 0 | 0 | 0 | 0 | 0 | 0 | 0 | 0 | 0 | 0 | 0 | 8-6 | 0-1 | 1 | 3.38 | 5 |
| Mar 01 | CHARLOTTE | | 0.2 | 1 | 2 | 2 | 1 | 1 | 0 | 0 | 1 | 0 | 0 | 0 | 0 | 8-5 | 0-1 | 1 | 8.10 | 19 |
| Mar 05 | ULM | | 2.0 | 0 | 0 | 0 | 0 | 2 | 0 | 0 | 0 | 0 | 0 | 0 | 0 | 15-3 | 0-1 | 1 | 5.06 | 25 |
| Mar 14 | at Ole Miss | | 1.1 | 3 | 1 | 1 | 1 | 1 | 1 | 0 | 0 | 0 | 0 | 0 | 0 | 6-10 | 0-1 | 1 | 5.40 | 25 |
| Mar 19 | ORAL ROBERTS | | 3.0 | 0 | 0 | 0 | 0 | 2 | 0 | 0 | 0 | 0 | 0 | 0 | 0 | 16-0 | 0-1 | 1 | 3.72 | 31 |
| Mar 25 | MISSOURI STATE | | 1.2 | 1 | 1 | 1 | 1 | 1 | 0 | 0 | 1 | 0 | 0 | 0 | 0 | 13-14 | 0-2 | 1 | 3.97 | 26 |
| Apr 01 | vs Grambling | * | 4.0 | 1 | 1 | 1 | 2 | 4 | 1 | 0 | 0 | 0 | 0 | 2 | 0 | 7-4 | 1-2 | 1 | 3.52 | 59 |
| Apr 08 | ARKANSAS STAT | * | 3.0 | 5 | 2 | 2 | 1 | 2 | 2 | 0 | 0 | 1 | 0 | 0 | 0 | 7-3 | 1-2 | 1 | 3.93 | 47 |
| Totals | | 2 | 18.1 | 14 | 8 | 8 | 6 | 15 | 5 | 0 | 2 | 1 | 0 | 2 | 0 | 96-50 | 1-2 | 1 | 3.93 | - |

#1 Rocco Peppi - 13 games (All games)

| Date | Opponent | Pos | AB | R | H | RBI | 2B | 3B | HR | BB | SB | CS | HBP | SAC | SF | GDP | K | PO | A | E | Avg |
|--------|-----------------|-------|----|---|----|-----|----|----|----|----|----|----|-----|-----|----|-----|---|----|---|---|------|
| Feb 14 | WASHINGTON ST | *1b | 4 | 0 | 0 | 0 | 0 | 0 | 0 | 0 | 0 | 0 | 0 | 0 | 0 | 0 | 0 | 4 | 0 | 1 | .000 |
| Feb 14 | WASHINGTON ST | *of | 1 | 2 | 1 | 1 | 1 | 0 | 0 | 2 | 0 | 0 | 1 | 0 | 0 | 0 | 0 | 2 | 0 | 0 | .200 |
| Feb 15 | WASHINGTON ST | *1b | 4 | 0 | 0 | 0 | 0 | 0 | 0 | 0 | 0 | 0 | 0 | 0 | 0 | 0 | 0 | 2 | 6 | 0 | .111 |
| Feb 17 | WASHINGTON ST | *1b | 2 | 0 | 0 | 0 | 0 | 0 | 0 | 0 | 0 | 0 | 1 | 0 | 0 | 0 | 0 | 7 | 1 | 0 | .091 |
| Feb 21 | vs Kansas State | *1b | 2 | 0 | 0 | 0 | 0 | 0 | 0 | 0 | 0 | 0 | 0 | 0 | 0 | 0 | 0 | 8 | 1 | 0 | .077 |
| Feb 25 | GRAMBLING | *1b | 3 | 1 | 2 | 4 | 0 | 0 | 0 | 0 | 0 | 0 | 1 | 0 | 0 | 0 | 0 | 8 | 1 | 0 | .188 |
| Feb 28 | CHARLOTTE | ph/1 | 2 | 1 | 1 | 2 | 1 | 0 | 0 | 0 | 0 | 0 | 1 | 0 | 0 | 0 | 0 | 1 | 0 | 0 | .222 |
| Mar 02 | CHARLOTTE | *1b | 2 | 0 | 0 | 1 | 0 | 0 | 0 | 0 | 0 | 0 | 0 | 0 | 1 | 0 | 1 | 4 | 1 | 0 | .200 |
| Mar 05 | ULM | *1b | 3 | 2 | 0 | 0 | 0 | 0 | 0 | 2 | 0 | 0 | 0 | 0 | 0 | 1 | 0 | 5 | 3 | 0 | .174 |
| Mar 09 | PORTLAND | *1b | 3 | 0 | 1 | 0 | 0 | 0 | 0 | 0 | 0 | 0 | 0 | 0 | 0 | 0 | 1 | 6 | 0 | 0 | .192 |
| Mar 14 | at Ole Miss | *1b | 4 | 0 | 2 | 0 | 0 | 0 | 0 | 0 | 0 | 0 | 0 | 0 | 0 | 0 | 1 | 5 | 0 | 0 | .233 |
| Mar 15 | at Ole Miss | *1b | 4 | 1 | 1 | 1 | 0 | 0 | 0 | 0 | 0 | 0 | 0 | 0 | 0 | 0 | 1 | 4 | 2 | 0 | .235 |
| Mar 16 | at Ole Miss | ph/of | 2 | 0 | 2 | 0 | 0 | 0 | 0 | 0 | 0 | 0 | 0 | 0 | 0 | 0 | 0 | 0 | 0 | 0 | .278 |
| Totals | | 11gs | 36 | 7 | 10 | 9 | 2 | 0 | 0 | 4 | 0 | 0 | 4 | 0 | 1 | 1 | 6 | 60 | 9 | 1 | .278 |

On base pct. .400 • Slugging pct. .333

#18 Reese Robinett - 10 games (All games)

| Date | Opponent | Pos | AB | R | H | RBI | 2B | 3B | HR | BB | SB | CS | HBP | SAC | SF | GDP | K | PO | A | E | Avg |
|--------|---------------|------|----|---|---|-----|----|----|----|----|----|----|-----|-----|----|-----|---|----|---|---|------|
| Feb 15 | WASHINGTON ST | 1b | 0 | 0 | 0 | 0 | 0 | 0 | 0 | 0 | 0 | 0 | 0 | 0 | 0 | 0 | 0 | 2 | 0 | 0 | .000 |
| Feb 17 | WASHINGTON ST | ph/1 | 1 | 0 | 0 | 0 | 0 | 0 | 0 | 1 | 0 | 0 | 0 | 0 | 0 | 0 | 1 | 2 | 1 | 0 | .000 |
| Feb 25 | GRAMBLING | 1b | 1 | 0 | 0 | 0 | 0 | 0 | 0 | 0 | 0 | 0 | 0 | 0 | 0 | 0 | 1 | 2 | 0 | 0 | .000 |
| Feb 28 | CHARLOTTE | 1b | 0 | 0 | 0 | 0 | 0 | 0 | 0 | 0 | 0 | 0 | 0 | 0 | 0 | 0 | 0 | 2 | 0 | 0 | .000 |
| Mar 01 | CHARLOTTE | 1b | 0 | 0 | 0 | 0 | 0 | 0 | 0 | 0 | 0 | 0 | 0 | 0 | 0 | 0 | 0 | 3 | 0 | 0 | .000 |
| Mar 02 | CHARLOTTE | 1b | 1 | 0 | 0 | 0 | 0 | 0 | 0 | 0 | 0 | 0 | 0 | 0 | 0 | 0 | 1 | 0 | 0 | 0 | .000 |
| Mar 05 | ULM | 3b | 1 | 0 | 0 | 0 | 0 | 0 | 0 | 0 | 0 | 0 | 0 | 0 | 0 | 0 | 0 | 0 | 0 | 0 | .000 |
| Mar 09 | PORTLAND | 1b | 1 | 0 | 0 | 0 | 0 | 0 | 0 | 0 | 0 | 0 | 0 | 0 | 0 | 0 | 1 | 5 | 0 | 0 | .000 |
| Mar 15 | at Ole Miss | 1b | 0 | 0 | 0 | 0 | 0 | 0 | 0 | 0 | 0 | 0 | 0 | 0 | 0 | 0 | 0 | 0 | 0 | 0 | .000 |
| Mar 19 | ORAL ROBERTS | 1b | 1 | 0 | 0 | 0 | 0 | 0 | 0 | 0 | 0 | 0 | 0 | 0 | 0 | 0 | 0 | 3 | 0 | 0 | .000 |
| Totals | | 0gs | 6 | 0 | 0 | 0 | 0 | 0 | 0 | 1 | 0 | 0 | 0 | 0 | 0 | 0 | 4 | 19 | 1 | 0 | .000 |

On base pct. .143 • Slugging pct. .000

#33 Zach Root - 6 games (All games)

| Date | Opponent | Pos | AB | R | H | RBI | 2B | 3B | HR | BB | SB | CS | HBP | SAC | SF | GDP | K | PO | A | E | Avg |
|--------|---------------|-----|----|---|---|-----|----|----|----|----|----|----|-----|-----|----|-----|---|----|---|---|------|
| Feb 14 | WASHINGTON ST | *p | 0 | 0 | 0 | 0 | 0 | 0 | 0 | 0 | 0 | 0 | 0 | 0 | 0 | 0 | 0 | 1 | 0 | 0 | .000 |
| Mar 01 | CHARLOTTE | *p | 0 | 0 | 0 | 0 | 0 | 0 | 0 | 0 | 0 | 0 | 0 | 0 | 0 | 0 | 0 | 0 | 1 | 0 | .000 |
| Mar 14 | at Ole Miss | *p | 0 | 0 | 0 | 0 | 0 | 0 | 0 | 0 | 0 | 0 | 0 | 0 | 0 | 0 | 0 | 0 | 1 | 0 | .000 |
| Mar 21 | SOUTH CAROLIN | *p | 0 | 0 | 0 | 0 | 0 | 0 | 0 | 0 | 0 | 0 | 0 | 0 | 0 | 0 | 0 | 0 | 1 | 0 | .000 |
| Mar 28 | at Vanderbilt | *p | 0 | 0 | 0 | 0 | 0 | 0 | 0 | 0 | 0 | 0 | 0 | 0 | 0 | 0 | 0 | 1 | 0 | 0 | .000 |
| Apr 05 | MISSOURI | *p | 0 | 0 | 0 | 0 | 0 | 0 | 0 | 0 | 0 | 0 | 0 | 0 | 0 | 0 | 0 | 0 | 1 | 0 | .000 |
| Totals | | 6gs | 0 | 0 | 0 | 0 | 0 | 0 | 0 | 0 | 0 | 0 | 0 | 0 | 0 | 0 | 0 | 2 | 4 | 0 | .000 |

On base pct. .000 • Slugging pct. .000



#33 Zach Root - 8 appearances (All games)

| Date | Opponent | GS | IP | H | R | ER | BB | SO | 2B | 3B | HR | WP | BK | HBP | IBB | Score | W-L | Sv | ERA | NP | |
|--------|---------------|----|-----|------|----|----|----|----|----|----|----|----|----|-----|-----|-------|-------|-----|------|------|----|
| Feb 14 | WASHINGTON ST | * | 5.0 | 2 | 1 | 1 | 1 | 8 | 0 | 0 | 0 | 0 | 0 | 0 | 1 | 0 | 14-2 | 1-0 | 0 | 1.80 | 75 |
| Feb 22 | vs TCU | * | 5.0 | 2 | 1 | 1 | 2 | 10 | 0 | 0 | 0 | 1 | 0 | 1 | 0 | 2-1 | 1-0 | 0 | 1.80 | 81 | |
| Mar 01 | CHARLOTTE | * | 5.1 | 5 | 3 | 3 | 2 | 8 | 3 | 0 | 0 | 0 | 0 | 1 | 0 | 8-5 | 1-0 | 0 | 2.93 | 97 | |
| Mar 08 | PORTLAND | * | 6.0 | 3 | 0 | 0 | 1 | 10 | 1 | 0 | 0 | 0 | 0 | 0 | 0 | 10-0 | 2-0 | 0 | 2.11 | 80 | |
| Mar 14 | at Ole Miss | * | 3.0 | 10 | 7 | 7 | 2 | 3 | 4 | 0 | 2 | 0 | 0 | 1 | 0 | 6-10 | 2-1 | 0 | 4.44 | 74 | |
| Mar 21 | SOUTH CAROLIN | * | 7.0 | 6 | 2 | 2 | 1 | 7 | 3 | 0 | 0 | 1 | 0 | 0 | 0 | 12-2 | 3-1 | 0 | 4.02 | 92 | |
| Mar 28 | at Vanderbilt | * | 7.2 | 3 | 0 | 0 | 3 | 7 | 1 | 0 | 0 | 1 | 0 | 0 | 0 | 9-0 | 4-1 | 0 | 3.23 | 100 | |
| Apr 05 | MISSOURI | * | 5.0 | 3 | 3 | 3 | 2 | 7 | 3 | 0 | 0 | 0 | 1 | 1 | 0 | 21-3 | 5-1 | 0 | 3.48 | 98 | |
| Totals | | | 8 | 44.0 | 34 | 17 | 17 | 14 | 60 | 15 | 0 | 2 | 3 | 1 | 5 | 0 | 82-23 | 5-1 | 0 | 3.48 | - |

#3 Nolan Souza - 31 games (All games)

| Date | Opponent | Pos | AB | R | H | RBI | 2B | 3B | HR | BB | SB | CS | HBP | SAC | SF | GDP | K | PO | A | E | Avg |
|--------|-----------------|--------|------|----|----|-----|----|----|----|----|----|----|-----|-----|----|-----|----|----|----|---|------|
| Feb 14 | WASHINGTON ST | *2b | 4 | 0 | 1 | 0 | 0 | 0 | 0 | 0 | 1 | 0 | 0 | 0 | 0 | 0 | 2 | 3 | 1 | 0 | .250 |
| Feb 15 | WASHINGTON ST | *2b | 3 | 0 | 0 | 0 | 0 | 0 | 0 | 1 | 0 | 0 | 0 | 0 | 0 | 0 | 3 | 0 | 0 | 0 | .143 |
| Feb 21 | vs Kansas State | *2b | 4 | 0 | 0 | 0 | 0 | 0 | 0 | 0 | 0 | 0 | 0 | 0 | 0 | 0 | 3 | 2 | 1 | 0 | .091 |
| Feb 22 | vs TCU | 2b | 0 | 0 | 0 | 0 | 0 | 0 | 0 | 0 | 0 | 0 | 0 | 0 | 0 | 0 | 0 | 1 | 2 | 0 | .091 |
| Feb 23 | vs Michigan | *2b | 3 | 1 | 0 | 0 | 0 | 0 | 0 | 1 | 0 | 0 | 0 | 0 | 0 | 0 | 1 | 2 | 3 | 0 | .071 |
| Feb 25 | GRAMBLING | *2b | 3 | 0 | 0 | 1 | 0 | 0 | 0 | 1 | 0 | 0 | 0 | 0 | 0 | 0 | 1 | 1 | 4 | 0 | .059 |
| Feb 28 | CHARLOTTE | *2b | 1 | 0 | 0 | 0 | 0 | 0 | 0 | 0 | 0 | 0 | 0 | 0 | 0 | 0 | 0 | 0 | 0 | 0 | .056 |
| Mar 01 | CHARLOTTE | *2b | 4 | 0 | 0 | 1 | 0 | 0 | 0 | 0 | 0 | 0 | 0 | 0 | 0 | 0 | 0 | 1 | 1 | 0 | .045 |
| Mar 02 | CHARLOTTE | 2b | 1 | 1 | 1 | 0 | 0 | 0 | 0 | 0 | 0 | 0 | 0 | 0 | 0 | 0 | 0 | 1 | 1 | 0 | .087 |
| Mar 04 | ULM | *2b | 4 | 2 | 2 | 0 | 1 | 0 | 0 | 0 | 0 | 0 | 0 | 0 | 0 | 0 | 1 | 1 | 0 | 0 | .148 |
| Mar 05 | ULM | *2b/ss | 3 | 1 | 1 | 3 | 0 | 0 | 1 | 2 | 1 | 0 | 0 | 0 | 0 | 0 | 0 | 0 | 0 | 0 | .167 |
| Mar 07 | PORTLAND | *2b | 4 | 1 | 1 | 1 | 0 | 0 | 1 | 0 | 0 | 0 | 0 | 0 | 0 | 0 | 2 | 0 | 2 | 0 | .176 |
| Mar 08 | PORTLAND | *2b | 3 | 2 | 1 | 1 | 0 | 0 | 0 | 1 | 0 | 0 | 0 | 0 | 0 | 0 | 0 | 0 | 1 | 0 | .189 |
| Mar 09 | PORTLAND | *2b/ss | 3 | 0 | 0 | 0 | 0 | 0 | 0 | 0 | 0 | 0 | 0 | 0 | 0 | 0 | 1 | 1 | 3 | 0 | .175 |
| Mar 14 | at Ole Miss | *2b | 2 | 0 | 0 | 0 | 0 | 0 | 0 | 0 | 0 | 0 | 0 | 0 | 0 | 0 | 2 | 0 | 1 | 0 | .167 |
| Mar 15 | at Ole Miss | 2b | 1 | 1 | 1 | 1 | 0 | 0 | 1 | 0 | 0 | 0 | 0 | 0 | 0 | 0 | 0 | 0 | 1 | 0 | .186 |
| Mar 16 | at Ole Miss | *2b | 5 | 1 | 1 | 1 | 1 | 0 | 0 | 0 | 0 | 0 | 0 | 0 | 0 | 0 | 2 | 2 | 2 | 0 | .188 |
| Mar 18 | ORAL ROBERTS | *2b | 4 | 1 | 0 | 0 | 0 | 0 | 0 | 0 | 0 | 0 | 0 | 0 | 0 | 0 | 0 | 1 | 3 | 0 | .173 |
| Mar 19 | ORAL ROBERTS | *2b/ss | 2 | 3 | 1 | 3 | 0 | 0 | 1 | 2 | 1 | 0 | 0 | 0 | 0 | 0 | 0 | 1 | 1 | 0 | .185 |
| Mar 21 | SOUTH CAROLIN | *2b | 4 | 0 | 1 | 0 | 0 | 0 | 0 | 0 | 0 | 0 | 0 | 0 | 0 | 0 | 1 | 2 | 1 | 0 | .190 |
| Mar 22 | SOUTH CAROLIN | *2b | 5 | 1 | 1 | 0 | 0 | 0 | 0 | 0 | 0 | 0 | 0 | 0 | 0 | 0 | 1 | 3 | 3 | 0 | .190 |
| Mar 23 | SOUTH CAROLIN | *2b | 2 | 1 | 1 | 0 | 0 | 0 | 0 | 3 | 0 | 0 | 0 | 0 | 0 | 0 | 0 | 5 | 3 | 0 | .200 |
| Mar 25 | MISSOURI STATE | *2b | 5 | 1 | 3 | 2 | 1 | 0 | 0 | 0 | 0 | 0 | 0 | 0 | 0 | 0 | 2 | 0 | 1 | 1 | .229 |
| Mar 28 | at Vanderbilt | *2b | 3 | 0 | 0 | 2 | 0 | 0 | 0 | 2 | 1 | 0 | 0 | 0 | 0 | 0 | 1 | 2 | 2 | 0 | .219 |
| Mar 29 | at Vanderbilt | *2b | 5 | 0 | 0 | 0 | 0 | 0 | 0 | 0 | 0 | 0 | 0 | 0 | 0 | 0 | 1 | 1 | 2 | 0 | .205 |
| Mar 30 | at Vanderbilt | *2b | 4 | 0 | 2 | 2 | 1 | 0 | 0 | 0 | 0 | 0 | 0 | 0 | 0 | 0 | 2 | 3 | 1 | 0 | .220 |
| Apr 01 | vs Grambling | 2b | 0 | 0 | 0 | 0 | 0 | 0 | 0 | 1 | 0 | 0 | 0 | 0 | 0 | 0 | 0 | 0 | 1 | 0 | .220 |
| Apr 05 | MISSOURI | *2b/ss | 3 | 2 | 1 | 3 | 0 | 0 | 0 | 2 | 1 | 0 | 0 | 0 | 0 | 0 | 2 | 0 | 2 | 0 | .224 |
| Apr 06 | MISSOURI-1 | *2b | 3 | 2 | 2 | 0 | 0 | 0 | 0 | 1 | 0 | 0 | 0 | 0 | 0 | 0 | 0 | 1 | 1 | 1 | .239 |
| Apr 06 | MISSOURI-2 | *2b | 3 | 1 | 0 | 0 | 0 | 0 | 0 | 2 | 0 | 0 | 0 | 0 | 0 | 0 | 0 | 1 | 1 | 0 | .231 |
| Apr 08 | ARKANSAS STAT | *2b | 3 | 2 | 2 | 1 | 0 | 0 | 0 | 1 | 3 | 0 | 0 | 0 | 0 | 0 | 1 | 1 | 2 | 0 | .245 |
| Totals | | | 27gs | 94 | 24 | 23 | 22 | 4 | 0 | 4 | 19 | 9 | 0 | 0 | 0 | 0 | 29 | 36 | 47 | 2 | .245 |

On base pct. .372 • Slugging pct. .415



||| INDIVIDUAL GAME-BY-GAME

#4 Justin Thomas Jr. - 32 games (All games)

| Date | Opponent | Pos | AB | R | H | RBI | 2B | 3B | HR | BB | SB | CS | HBP | SAC | SF | GDP | K | PO | A | E | Avg |
|--------|-----------------|-------|----|----|----|-----|----|----|----|----|----|----|-----|-----|----|-----|----|----|---|---|------|
| Feb 14 | WASHINGTON ST | *of | 2 | 1 | 0 | 0 | 0 | 0 | 0 | 2 | 1 | 0 | 0 | 0 | 0 | 1 | 0 | 2 | 0 | 0 | .000 |
| Feb 14 | WASHINGTON ST | *of | 2 | 1 | 1 | 0 | 1 | 0 | 0 | 2 | 1 | 0 | 0 | 0 | 0 | 0 | 0 | 2 | 0 | 0 | .250 |
| Feb 15 | WASHINGTON ST | *of | 3 | 0 | 1 | 0 | 0 | 0 | 0 | 0 | 0 | 0 | 0 | 0 | 0 | 0 | 1 | 2 | 0 | 0 | .286 |
| Feb 17 | WASHINGTON ST | *of | 1 | 3 | 1 | 1 | 0 | 0 | 0 | 3 | 0 | 1 | 0 | 0 | 0 | 0 | 0 | 0 | 0 | 0 | .375 |
| Feb 21 | vs Kansas State | *of | 4 | 0 | 0 | 0 | 0 | 0 | 0 | 0 | 0 | 0 | 0 | 0 | 0 | 0 | 3 | 2 | 1 | 0 | .250 |
| Feb 22 | vs TCU | *of | 3 | 0 | 1 | 0 | 0 | 0 | 0 | 0 | 0 | 0 | 0 | 0 | 0 | 0 | 0 | 3 | 0 | 0 | .267 |
| Feb 23 | vs Michigan | *of | 2 | 1 | 0 | 0 | 0 | 0 | 0 | 1 | 0 | 1 | 1 | 0 | 0 | 0 | 2 | 0 | 0 | 0 | .235 |
| Feb 25 | GRAMBLING | *of | 3 | 1 | 2 | 1 | 1 | 0 | 1 | 1 | 0 | 0 | 0 | 0 | 0 | 0 | 0 | 2 | 0 | 0 | .300 |
| Feb 28 | CHARLOTTE | *of | 4 | 1 | 1 | 1 | 0 | 0 | 0 | 0 | 0 | 0 | 0 | 0 | 0 | 0 | 1 | 3 | 0 | 0 | .292 |
| Mar 01 | CHARLOTTE | of | 0 | 0 | 0 | 0 | 0 | 0 | 0 | 0 | 0 | 0 | 0 | 0 | 0 | 0 | 0 | 0 | 0 | 0 | .292 |
| Mar 02 | CHARLOTTE | *of | 3 | 0 | 1 | 0 | 0 | 0 | 0 | 0 | 0 | 1 | 0 | 1 | 0 | 0 | 2 | 1 | 0 | 0 | .296 |
| Mar 05 | ULM | *of | 1 | 2 | 0 | 0 | 0 | 0 | 0 | 2 | 0 | 0 | 1 | 0 | 0 | 0 | 0 | 1 | 0 | 0 | .286 |
| Mar 07 | PORTLAND | *of | 4 | 1 | 1 | 0 | 0 | 0 | 0 | 0 | 1 | 0 | 0 | 0 | 0 | 0 | 2 | 1 | 0 | 0 | .281 |
| Mar 08 | PORTLAND | *of | 2 | 2 | 1 | 2 | 0 | 0 | 1 | 0 | 0 | 0 | 1 | 0 | 0 | 0 | 0 | 2 | 0 | 0 | .294 |
| Mar 09 | PORTLAND | *of | 3 | 0 | 0 | 0 | 0 | 0 | 0 | 0 | 0 | 0 | 0 | 0 | 0 | 0 | 0 | 4 | 0 | 0 | .270 |
| Mar 14 | at Ole Miss | *of | 3 | 0 | 0 | 0 | 0 | 0 | 0 | 0 | 0 | 0 | 0 | 0 | 0 | 0 | 3 | 2 | 0 | 0 | .250 |
| Mar 15 | at Ole Miss | *of | 3 | 1 | 1 | 1 | 0 | 0 | 0 | 0 | 0 | 0 | 1 | 0 | 1 | 0 | 2 | 1 | 0 | 0 | .256 |
| Mar 16 | at Ole Miss | of | 0 | 0 | 0 | 0 | 0 | 0 | 0 | 0 | 0 | 0 | 0 | 0 | 0 | 0 | 0 | 0 | 0 | 0 | .256 |
| Mar 18 | ORAL ROBERTS | of | 1 | 0 | 0 | 0 | 0 | 0 | 0 | 0 | 0 | 0 | 0 | 0 | 0 | 0 | 0 | 2 | 0 | 0 | .250 |
| Mar 19 | ORAL ROBERTS | ph/of | 0 | 0 | 0 | 0 | 0 | 0 | 0 | 1 | 0 | 0 | 0 | 0 | 0 | 0 | 0 | 0 | 0 | 0 | .250 |
| Mar 21 | SOUTH CAROLIN | *of | 4 | 1 | 2 | 2 | 1 | 0 | 0 | 0 | 0 | 0 | 0 | 0 | 0 | 0 | 2 | 0 | 0 | 0 | .271 |
| Mar 22 | SOUTH CAROLIN | *of | 3 | 2 | 1 | 2 | 0 | 0 | 0 | 1 | 0 | 0 | 0 | 0 | 1 | 0 | 1 | 2 | 0 | 0 | .275 |
| Mar 23 | SOUTH CAROLIN | *of | 4 | 1 | 2 | 2 | 0 | 0 | 1 | 0 | 0 | 0 | 1 | 0 | 0 | 0 | 1 | 3 | 0 | 0 | .291 |
| Mar 25 | MISSOURI STATE | pr/of | 0 | 1 | 0 | 0 | 0 | 0 | 0 | 1 | 1 | 0 | 0 | 0 | 0 | 0 | 0 | 0 | 0 | 0 | .291 |
| Mar 28 | at Vanderbilt | *of | 4 | 0 | 1 | 0 | 0 | 0 | 0 | 0 | 0 | 0 | 0 | 0 | 0 | 0 | 1 | 1 | 0 | 0 | .288 |
| Mar 29 | at Vanderbilt | *of | 4 | 1 | 1 | 1 | 0 | 0 | 1 | 1 | 0 | 0 | 0 | 0 | 0 | 0 | 2 | 3 | 0 | 1 | .286 |
| Mar 30 | at Vanderbilt | *of | 4 | 1 | 1 | 0 | 1 | 0 | 0 | 0 | 0 | 0 | 0 | 0 | 0 | 0 | 1 | 3 | 1 | 0 | .284 |
| Apr 01 | vs Grambling | of | 0 | 0 | 0 | 0 | 0 | 0 | 0 | 0 | 0 | 0 | 0 | 0 | 0 | 0 | 0 | 0 | 0 | 0 | .284 |
| Apr 05 | MISSOURI | *of | 3 | 1 | 2 | 4 | 0 | 0 | 0 | 2 | 0 | 0 | 0 | 0 | 0 | 0 | 0 | 2 | 0 | 0 | .300 |
| Apr 06 | MISSOURI-1 | *of | 3 | 1 | 0 | 1 | 0 | 0 | 0 | 1 | 0 | 0 | 0 | 0 | 0 | 0 | 2 | 1 | 0 | 0 | .288 |
| Apr 06 | MISSOURI-2 | *of | 2 | 0 | 0 | 1 | 0 | 0 | 0 | 1 | 0 | 0 | 0 | 0 | 1 | 1 | 0 | 1 | 0 | 0 | .280 |
| Apr 08 | ARKANSAS STAT | *of | 2 | 1 | 1 | 0 | 0 | 0 | 0 | 2 | 0 | 0 | 0 | 0 | 0 | 0 | 0 | 3 | 0 | 0 | .286 |
| Totals | | 26gs | 77 | 24 | 22 | 19 | 4 | 0 | 4 | 21 | 4 | 3 | 4 | 2 | 3 | 2 | 26 | 49 | 2 | 1 | .286 |

On base pct. .448 • Slugging pct. .494



#9 Wehiwa Aloy - 34 games (All games)

| Date | Opponent | Pos | AB | R | H | RBI | 2B | 3B | HR | BB | SB | CS | HBP | SAC | SF | GDP | K | PO | A | E | Avg |
|--------|-----------------|------|-----|----|----|-----|----|----|----|----|----|----|-----|-----|----|-----|----|----|----|---|------|
| Feb 14 | WASHINGTON ST | *ss | 5 | 0 | 1 | 0 | 0 | 0 | 0 | 0 | 1 | 0 | 0 | 0 | 0 | 0 | 2 | 2 | 5 | 0 | .200 |
| Feb 14 | WASHINGTON ST | *ss | 2 | 2 | 0 | 0 | 0 | 0 | 0 | 1 | 0 | 0 | 2 | 0 | 0 | 1 | 0 | 0 | 3 | 0 | .143 |
| Feb 15 | WASHINGTON ST | *ss | 3 | 1 | 1 | 2 | 0 | 0 | 1 | 0 | 0 | 0 | 1 | 0 | 0 | 0 | 1 | 0 | 3 | 0 | .200 |
| Feb 17 | WASHINGTON ST | *ss | 3 | 0 | 2 | 2 | 0 | 0 | 0 | 2 | 0 | 0 | 0 | 0 | 0 | 0 | 0 | 1 | 1 | 0 | .308 |
| Feb 21 | vs Kansas State | *ss | 4 | 1 | 2 | 1 | 0 | 0 | 1 | 0 | 0 | 0 | 0 | 0 | 0 | 0 | 1 | 3 | 5 | 0 | .353 |
| Feb 22 | vs TCU | *ss | 3 | 0 | 0 | 0 | 0 | 0 | 0 | 0 | 0 | 0 | 1 | 0 | 0 | 0 | 0 | 3 | 2 | 0 | .300 |
| Feb 23 | vs Michigan | *ss | 4 | 3 | 4 | 2 | 1 | 0 | 1 | 1 | 0 | 0 | 0 | 0 | 0 | 0 | 0 | 0 | 1 | 2 | .417 |
| Feb 25 | GRAMBLING | *ss | 4 | 1 | 1 | 0 | 0 | 0 | 0 | 1 | 0 | 0 | 0 | 0 | 0 | 0 | 0 | 1 | 3 | 0 | .393 |
| Feb 28 | CHARLOTTE | *ss | 4 | 1 | 1 | 0 | 1 | 0 | 0 | 1 | 0 | 0 | 0 | 0 | 0 | 0 | 0 | 0 | 1 | 0 | .375 |
| Mar 01 | CHARLOTTE | *ss | 4 | 1 | 1 | 0 | 1 | 0 | 0 | 0 | 0 | 0 | 1 | 0 | 0 | 0 | 1 | 1 | 2 | 0 | .361 |
| Mar 02 | CHARLOTTE | *ss | 5 | 1 | 1 | 0 | 0 | 0 | 0 | 0 | 0 | 0 | 0 | 0 | 0 | 0 | 1 | 2 | 2 | 0 | .341 |
| Mar 04 | ULM | *ss | 5 | 2 | 3 | 0 | 1 | 0 | 0 | 0 | 0 | 0 | 0 | 0 | 0 | 0 | 1 | 1 | 1 | 0 | .370 |
| Mar 05 | ULM | *ss | 4 | 1 | 2 | 2 | 2 | 0 | 0 | 0 | 0 | 0 | 0 | 0 | 0 | 0 | 0 | 0 | 1 | 0 | .380 |
| Mar 07 | PORTLAND | *ss | 3 | 5 | 3 | 4 | 0 | 0 | 2 | 1 | 1 | 0 | 1 | 0 | 0 | 0 | 0 | 3 | 0 | 0 | .415 |
| Mar 08 | PORTLAND | *ss | 4 | 1 | 2 | 4 | 1 | 0 | 1 | 0 | 0 | 0 | 0 | 0 | 0 | 0 | 0 | 1 | 2 | 0 | .421 |
| Mar 09 | PORTLAND | *ss | 3 | 1 | 2 | 1 | 0 | 0 | 0 | 0 | 0 | 0 | 0 | 0 | 0 | 0 | 0 | 1 | 1 | 0 | .433 |
| Mar 11 | UCA | *ss | 5 | 0 | 0 | 0 | 0 | 0 | 0 | 0 | 0 | 0 | 0 | 0 | 0 | 0 | 2 | 2 | 4 | 0 | .400 |
| Mar 14 | at Ole Miss | *ss | 4 | 0 | 0 | 0 | 0 | 0 | 0 | 1 | 0 | 0 | 0 | 0 | 0 | 0 | 2 | 3 | 0 | 0 | .377 |
| Mar 15 | at Ole Miss | *ss | 5 | 1 | 1 | 1 | 0 | 0 | 1 | 1 | 0 | 0 | 0 | 0 | 0 | 0 | 3 | 3 | 2 | 0 | .365 |
| Mar 16 | at Ole Miss | *ss | 5 | 3 | 3 | 5 | 0 | 0 | 2 | 1 | 0 | 0 | 0 | 0 | 0 | 0 | 0 | 3 | 1 | 1 | .380 |
| Mar 18 | ORAL ROBERTS | *ss | 4 | 1 | 2 | 0 | 0 | 0 | 0 | 1 | 0 | 0 | 0 | 0 | 0 | 1 | 0 | 1 | 0 | 0 | .386 |
| Mar 19 | ORAL ROBERTS | *ss | 4 | 2 | 3 | 4 | 1 | 1 | 0 | 0 | 0 | 1 | 0 | 0 | 0 | 0 | 0 | 0 | 1 | 0 | .402 |
| Mar 21 | SOUTH CAROLIN | *ss | 5 | 1 | 2 | 3 | 0 | 0 | 1 | 0 | 0 | 0 | 0 | 0 | 0 | 0 | 1 | 1 | 2 | 0 | .402 |
| Mar 22 | SOUTH CAROLIN | *ss | 5 | 1 | 2 | 2 | 2 | 0 | 0 | 0 | 0 | 0 | 0 | 0 | 0 | 0 | 2 | 3 | 6 | 0 | .402 |
| Mar 23 | SOUTH CAROLIN | *ss | 4 | 2 | 1 | 0 | 0 | 0 | 0 | 1 | 0 | 0 | 0 | 0 | 0 | 0 | 0 | 1 | 4 | 0 | .396 |
| Mar 25 | MISSOURI STATE | *ss | 6 | 1 | 1 | 1 | 1 | 0 | 0 | 0 | 0 | 0 | 0 | 0 | 0 | 0 | 3 | 0 | 2 | 0 | .383 |
| Mar 28 | at Vanderbilt | *ss | 5 | 0 | 0 | 0 | 0 | 0 | 0 | 0 | 0 | 0 | 0 | 0 | 0 | 1 | 2 | 2 | 1 | 0 | .366 |
| Mar 29 | at Vanderbilt | *ss | 5 | 1 | 2 | 0 | 0 | 0 | 0 | 0 | 1 | 0 | 0 | 0 | 0 | 1 | 0 | 1 | 2 | 0 | .368 |
| Mar 30 | at Vanderbilt | *ss | 5 | 0 | 0 | 0 | 0 | 0 | 0 | 0 | 0 | 0 | 0 | 0 | 0 | 0 | 2 | 2 | 2 | 0 | .352 |
| Apr 01 | vs Grambling | *ss | 3 | 3 | 2 | 1 | 0 | 0 | 0 | 2 | 2 | 0 | 0 | 0 | 0 | 0 | 1 | 0 | 4 | 0 | .360 |
| Apr 05 | MISSOURI | *ss | 4 | 2 | 0 | 0 | 0 | 0 | 0 | 1 | 0 | 0 | 0 | 0 | 0 | 0 | 1 | 0 | 0 | 0 | .349 |
| Apr 06 | MISSOURI-1 | *ss | 5 | 3 | 4 | 1 | 1 | 0 | 0 | 0 | 0 | 0 | 0 | 0 | 0 | 0 | 1 | 2 | 1 | 0 | .366 |
| Apr 06 | MISSOURI-2 | *ss | 3 | 4 | 2 | 1 | 0 | 0 | 0 | 2 | 0 | 0 | 0 | 0 | 0 | 0 | 0 | 0 | 1 | 0 | .372 |
| Apr 08 | ARKANSAS STAT | *ss | 5 | 0 | 0 | 0 | 0 | 0 | 0 | 0 | 0 | 0 | 0 | 0 | 0 | 0 | 3 | 0 | 6 | 0 | .359 |
| Totals | | 34gs | 142 | 46 | 51 | 37 | 12 | 1 | 10 | 17 | 5 | 1 | 6 | 0 | 0 | 4 | 30 | 43 | 72 | 3 | .359 |

On base pct. .448 • Slugging pct. .669

#44 Carson Wiggins - 3 games (All games)

| Date | Opponent | Pos | AB | R | H | RBI | 2B | 3B | HR | BB | SB | CS | HBP | SAC | SF | GDP | K | PO | A | E | Avg |
|--------|-------------|-----|----|---|---|-----|----|----|----|----|----|----|-----|-----|----|-----|---|----|---|---|------|
| Mar 01 | CHARLOTTE | p | 0 | 0 | 0 | 0 | 0 | 0 | 0 | 0 | 0 | 0 | 0 | 0 | 0 | 0 | 0 | 0 | 1 | 0 | .000 |
| Mar 16 | at Ole Miss | p | 0 | 0 | 0 | 0 | 0 | 0 | 0 | 0 | 0 | 0 | 0 | 0 | 0 | 0 | 0 | 0 | 1 | 0 | .000 |
| Apr 06 | MISSOURI-2 | p | 0 | 0 | 0 | 0 | 0 | 0 | 0 | 0 | 0 | 0 | 0 | 0 | 0 | 0 | 0 | 0 | 1 | 0 | .000 |
| Totals | | 0gs | 0 | 0 | 0 | 0 | 0 | 0 | 0 | 0 | 0 | 0 | 0 | 0 | 0 | 0 | 0 | 1 | 2 | 0 | .000 |

On base pct. .000 • Slugging pct. .000

#44 Carson Wiggins - 10 appearances (All games)

| Date | Opponent | GS | IP | H | R | ER | BB | SO | 2B | 3B | HR | WP | BK | HBP | IBB | Score | W-L | Sv | ERA | NP |
|--------|---------------|----|------|---|---|----|----|----|----|----|----|----|----|-----|-----|-------|-----|----|------|----|
| Feb 15 | WASHINGTON ST | | 1.0 | 1 | 0 | 0 | 0 | 1 | 1 | 0 | 0 | 0 | 0 | 0 | 0 | 5-2 | 0-0 | 1 | 0.00 | 20 |
| Feb 23 | vs Michigan | | 0.0 | 1 | 1 | 1 | 1 | 0 | 0 | 0 | 0 | 2 | 0 | 0 | 0 | 8-6 | 0-0 | 1 | 9.00 | 5 |
| Feb 25 | GRAMBLING | | 1.0 | 0 | 0 | 0 | 0 | 1 | 0 | 0 | 0 | 0 | 0 | 0 | 0 | 14-3 | 0-0 | 1 | 4.50 | 10 |
| Mar 01 | CHARLOTTE | | 1.0 | 0 | 0 | 0 | 0 | 2 | 0 | 0 | 0 | 0 | 0 | 0 | 0 | 8-5 | 0-0 | 2 | 3.00 | 13 |
| Mar 09 | PORTLAND | | 1.0 | 0 | 0 | 0 | 0 | 1 | 0 | 0 | 0 | 1 | 0 | 0 | 0 | 5-3 | 0-0 | 3 | 2.25 | 12 |
| Mar 16 | at Ole Miss | | 2.0 | 1 | 1 | 1 | 3 | 3 | 0 | 0 | 0 | 0 | 0 | 0 | 0 | 12-9 | 1-0 | 3 | 3.00 | 37 |
| Mar 23 | SOUTH CAROLIN | | 1.0 | 1 | 0 | 0 | 0 | 2 | 0 | 0 | 0 | 0 | 0 | 0 | 0 | 11-4 | 1-0 | 3 | 2.57 | 13 |
| Mar 29 | at Vanderbilt | | 1.0 | 0 | 1 | 1 | 2 | 1 | 0 | 0 | 0 | 1 | 0 | 0 | 0 | 6-4 | 1-0 | 3 | 3.38 | 27 |
| Apr 06 | MISSOURI-2 | | 1.0 | 0 | 0 | 0 | 1 | 1 | 0 | 0 | 0 | 0 | 0 | 0 | 0 | 16-2 | 1-0 | 3 | 3.00 | 11 |
| Apr 08 | ARKANSAS STAT | | 1.0 | 0 | 0 | 0 | 0 | 1 | 0 | 0 | 0 | 0 | 0 | 0 | 0 | 7-3 | 1-0 | 3 | 2.70 | 8 |
| Totals | | 0 | 10.0 | 4 | 3 | 3 | 7 | 13 | 1 | 0 | 0 | 4 | 0 | 0 | 0 | 92-41 | 1-0 | 3 | 2.70 | - |



||| INDIVIDUAL GAME-BY-GAME

#14 Gage Wood - 2 appearances (All games)

| Date | Opponent | GS | IP | H | R | ER | BB | SO | 2B | 3B | HR | WP | BK | HBP | IBB | Score | W-L | Sv | ERA | NP |
|--------|---------------|----|-----|---|---|----|----|----|----|----|----|----|----|-----|-----|-------|-----|----|------|----|
| Feb 15 | WASHINGTON ST | * | 5.0 | 2 | 2 | 2 | 1 | 7 | 1 | 1 | 0 | 1 | 0 | 0 | 0 | 5-2 | 0-0 | 0 | 3.60 | 77 |
| Feb 23 | vs Michigan | * | 2.0 | 2 | 1 | 0 | 0 | 6 | 0 | 0 | 0 | 0 | 0 | 1 | 0 | 8-6 | 0-0 | 0 | 2.57 | 39 |
| Totals | | 2 | 7.0 | 4 | 3 | 2 | 1 | 13 | 1 | 1 | 0 | 1 | 0 | 1 | 0 | 13-8 | 0-0 | 0 | 2.57 | - |

2025 SCHEDULE / RESULTS |||



| FEB. | Opponent | Score | Winning Pitcher | Losing Pitcher | Save | Attendance | Time |
|------|-------------------------|-------------|--------------------|----------------|-------------|------------|------|
| 14 | Washington State [DH-1] | W, 3-2 (10) | Foutch (1-0) | Stowe (0-1) | | --- | 3:19 |
| 14 | Washington State [DH-2] | W, 14-2 (7) | Root (1-0) | Lewis (0-1) | | 9,112 | 2:16 |
| 15 | Washington State | W, 5-2 | Carter (1-0) | Tedesco (0-1) | Wiggins (1) | 9,418 | 2:46 |
| 17 | Washington State | W, 12-2 (7) | Beidelschies (1-0) | Chambers (0-1) | | 8,780 | 2:30 |
| 21 | vs. Kansas State ^ | L, 3-2 | Dean (1-0) | McGuire (0-1) | | 13,886 | 2:37 |
| 22 | vs. #22 TCU ^ | W, 2-1 | Beidelschies (2-0) | LaPour (1-1) | Foutch (1) | 17,994 | 2:55 |
| 23 | vs. Michigan ^ | W, 8-6 | Carter (2-0) | DeVooght (2-1) | McGuire (1) | 12,862 | 3:44 |
| 25 | Grambling | W, 14-3 (7) | Bybee (1-0) | Robinson (0-1) | | 9,073 | 2:40 |
| 28 | Charlotte | W, 11-10 | Carter (3-0) | Sarver (0-1) | Foutch (2) | 9,563 | 3:08 |

MARCH

| | | | | | | | |
|----|---------------------|---------------|--------------------|--------------------|--------------|--------|------|
| 1 | Charlotte | W, 8-5 | Jimenez (1-0) | Taylor (0-1) | Wiggins (2) | 10,938 | 2:53 |
| 2 | Charlotte | W, 4-3 | McEntire (1-0) | Stanton (0-1) | | 9,199 | 3:04 |
| 4 | ULM | W, 14-1 (7) | Fisher (1-0) | Eager (1-1) | | 8,768 | 2:15 |
| 5 | ULM | W, 15-3 (7) | Bybee (2-0) | Cirelli (0-3) | | 8,624 | 2:25 |
| 7 | Portland | W, 20-3 (7) | Gaeckle (1-0) | Gaston (0-4) | | 9,982 | 2:08 |
| 8 | Portland | W, 10-0 (7) | Root (2-0) | Segel (1-2) | | 10,536 | 1:48 |
| 9 | Portland | W, 5-3 | Beidelschies (3-0) | Rembisz (2-1) | Wiggins (3) | 9,416 | 2:35 |
| 11 | UCA | W, 9-2 | Fisher (2-0) | Titlow (0-1) | | 10,742 | 2:34 |
| 14 | at #13 Ole Miss * | L, 10-6 | Elliott (4-0) | Root (2-1) | | 9,090 | 3:03 |
| 15 | at #13 Ole Miss * | W, 12-3 | Coil (1-0) | Maddox (3-2) | Jimenez (1) | 9,304 | 3:19 |
| 16 | at #13 Ole Miss * | W, 12-9 | Wiggins (1-0) | Spencer (0-1) | | 9,164 | 3:49 |
| 18 | Oral Roberts | W, 4-1 | Gibler (1-0) | Johnson (0-1) | Foutch (3) | 9,922 | 2:46 |
| 19 | Oral Roberts | W, 16-0 (7) | Fisher (3-0) | Puffinbarger (0-1) | | 9,121 | 2:35 |
| 21 | South Carolina * | W, 12-2 (7) | Root (3-1) | Stone (1-2) | | 10,023 | 2:16 |
| 22 | South Carolina * | W, 12-3 | Jimenez (2-0) | McCoy (2-2) | McEntire (1) | 9,759 | 2:55 |
| 23 | South Carolina * | W, 11-4 | Coil (2-0) | Sweeney (0-2) | | 9,367 | 3:11 |
| 25 | Missouri State | L, 14-13 (10) | Holmes (3-3) | McGuire (0-2) | Knight (1) | 10,035 | 3:48 |
| 28 | at #14 Vanderbilt * | W, 9-0 | Root (4-1) | Thompson (2-2) | | 3,802 | 2:53 |
| 29 | at #14 Vanderbilt * | W, 6-4 (10) | Jimenez (3-0) | Green (0-2) | | 3,802 | 3:15 |
| 30 | at #14 Vanderbilt * | W, 7-3 | Bybee (3-0) | Kranzler (3-1) | | 3,802 | 2:45 |

APRIL

| | | | | | | | |
|----|-------------------|-------------|--------------------|----------------|------------|-------|------|
| 1 | Grambling @ | W, 7-4 | McGuire (1-3) | Robinson (0-4) | Gibler (1) | 9,312 | 3:00 |
| 5 | Missouri * | W, 21-3 (7) | Root (5-1) | Jacobi (2-4) | | 9,927 | 3:06 |
| 6 | Missouri * [DH-1] | W, 14-4 (7) | Gaeckle (2-0) | Lucas (1-3) | | --- | 2:50 |
| 6 | Missouri * [DH-2] | W, 16-2 (7) | Beidelschies (4-0) | Neubeck (0-1) | | 9,614 | 2:42 |
| 8 | Arkansas State | W, 7-3 | Carter (4-0) | Turner (1-4) | | 9,771 | 3:01 |
| 11 | at #7 Georgia * | | | | | | |
| 12 | at #7 Georgia * | | | | | | |
| 13 | at #7 Georgia * | | | | | | |
| 15 | UAPB | | | | | | |
| 17 | Texas A&M * | | | | | | |
| 18 | Texas A&M * | | | | | | |
| 19 | Texas A&M * | | | | | | |
| 22 | Little Rock | | | | | | |
| 23 | Little Rock | | | | | | |
| 25 | at Florida * | | | | | | |
| 26 | at Florida * | | | | | | |
| 27 | at Florida * | | | | | | |
| 29 | at Missouri State | | | | | | |

MAY

| | | | | | | | |
|----|-------------|--|--|--|--|--|--|
| 1 | Texas * | | | | | | |
| 2 | Texas * | | | | | | |
| 3 | Texas * | | | | | | |
| 9 | at LSU * | | | | | | |
| 10 | at LSU * | | | | | | |
| 11 | at LSU * | | | | | | |
| 15 | Tennessee * | | | | | | |
| 16 | Tennessee * | | | | | | |
| 17 | Tennessee * | | | | | | |

* SEC opponent

^ Amegy Bank College Baseball Series (Globe Life Field in Arlington, Texas)

@ Game played at CHI St. Vincent Field at Dickey-Stephens Park in North Little Rock, Ark.