



# ARKANSAS BASEBALL



ArkansasRazorbacks.com ||| @RazorbackBSB ||| Contact: Oliver Grigg (ogrigg@uark.edu)

## 2025 SCHEDULE & RESULTS

### FEBRUARY

14	WASHINGTON STATE [DH-1]	SECN+	W, 3-2 (10)
14	WASHINGTON STATE [DH-2]	SECN+	W, 14-2 (7)
15	WASHINGTON STATE	SECN+	W, 5-2
17	WASHINGTON STATE	SECN+	W, 12-2 (7)
21	vs. Kansas State ^	FloCollege	L, 3-2
22	vs. #22 TCU ^	FloCollege	W, 2-1
23	vs. Michigan ^	FloCollege	W, 8-6
25	GRAMBLING	SECN+	W, 14-3 (7)
28	CHARLOTTE	SECN+	W, 11-10

### MARCH

1	CHARLOTTE	SECN+	W, 8-5
2	CHARLOTTE	SECN+	W, 4-3
4	ULM	SECN+	W, 14-1 (7)
5	ULM	SECN+	W, 15-3 (7)
7	PORTLAND	SECN+	W, 20-3 (7)
8	PORTLAND	SECN+	W, 10-0 (7)
9	PORTLAND	SECN+	W, 5-3
11	UCA	SECN+	W, 9-2
14	#13 Ole Miss *	SECN+	L, 10-6
15	#13 Ole Miss *	SECN+	W, 12-3
16	#13 Ole Miss *	SECN+	W, 12-9
18	ORAL ROBERTS	SECN+	W, 4-1
19	ORAL ROBERTS	SECN+	W, 16-0 (7)
21	SOUTH CAROLINA *	SECN+	W, 12-2 (7)
22	SOUTH CAROLINA *	SECN+	W, 12-3
23	SOUTH CAROLINA *	SECN+	W, 11-4
25	MISSOURI STATE	SECN+	L, 14-13 (10)
28	#14 Vanderbilt *	SECN	W, 9-0
29	#14 Vanderbilt *	SECN+	W, 6-4 (10)
30	#14 Vanderbilt *	SECN	W, 7-3

### APRIL

1	GRAMBLING @	SECN+	W, 7-4
5	MISSOURI *	SECN	W, 21-3 (7)
6	MISSOURI * [DH-1]	SECN+	W, 14-4 (7)
6	MISSOURI * [DH-2]	SECN+	W, 16-2 (7)
8	ARKANSAS STATE	SECN	W, 7-3
11	#7 Georgia *	SECN+	W, 13-3
12	#7 Georgia *	SECN+	L, 7-6
13	#7 Georgia *	SECN+	L, 7-6 (12)
15	UAPB	SECN+	W, 13-3 (8)
17	TEXAS A&M *	SECN	7 P.M.
18	TEXAS A&M * [DH-1]	SECN+	2 P.M.
18	TEXAS A&M * [DH-2]	SECN+	TBD
22	LITTLE ROCK	SECN+	6:30 P.M.
23	LITTLE ROCK	SECN	5 P.M.
25	Florida *	SECN+	5:30 p.m.
26	Florida *	SECN	2 p.m.
27	Florida *	SECN+	Noon
29	Missouri State	ESPN+	6 p.m.

### MAY

1	TEXAS *	ESPN2	6 P.M.
2	TEXAS *	SECN	7 P.M.
3	TEXAS *	SECN+	2 P.M.
9	LSU *	SECN+	6:30 p.m.
10	LSU *	SECN	5:30 p.m.
11	LSU *	SECN	3 p.m.
15	TENNESSEE *	SECN+	6:30 P.M.
16	TENNESSEE *	SECN+	6:30 P.M.
17	TENNESSEE *	SECN+	2 P.M.

All times Central; Home game in **BOLD**; \* - SEC opponent

^ - Amegy Bank College Baseball Series (Globe Life Field in Arlington, Texas)

@ - Game played at CHI St. Vincent Field at Dickey-Stephens Park in North Little Rock, Ark.

## GAME 39 ||| TEXAS A&M vs. #2 ARKANSAS ||| APRIL 17

FAYETTEVILLE, ARK. ||| BAUM-WALKER STADIUM ||| SEC NETWORK



21-15  
6-9 SEC

### TEXAS A&M AGGIES

In the Polls.....NR (BA) | NR (D1Baseball)  
.....NR (NCBWA) | NR (PG) | NR (USA Today)  
Head Coach.....Michael Earley  
Career Record.....21-15 (1st season)  
Record at Texas A&M.....Same



33-5  
12-3 SEC

### ARKANSAS RAZORBACKS

In the Polls.....4 (BA) | 2 (D1Baseball)  
.....4 (NCBWA) | 4 (PG) | 2 (USA Today)  
Head Coach.....Dave Van Horn  
Career Record.....1,501-702 (37th season)  
Record at Arkansas.....916-462 (23rd season)

## ON THE MOUND

Texas A&M LHP Ryan Prager (2-2, 3.93 ERA)

vs.

Arkansas LHP Zach Root (5-1, 3.62 ERA)

## LEADING OFF

### HOGS HOST AGGIES IN FAYETTEVILLE

- #2 Arkansas, off to its best 38-game overall start as well as its best 15-game SEC start in program history, will play host to Texas A&M this weekend at Baum-Walker Stadium.
- First pitch in the series opener between the Hogs and Aggies is scheduled for 7 p.m. Thursday, April 17, on SEC Network with Lowell Galindo (play-by-play) and Gregg Olson (analyst) on the call.

### HOME SWEET HOME

- Arkansas, which has swept each of its first two SEC home weekend series this season, has won 12 consecutive SEC home weekend series since 2023, and 24 of its last 25 SEC home weekend series since the 2019 campaign.

### HERE'S THE SITUATION

- Arkansas enters this weekend's series looking to improve to 14-4 or better through its first 18 games of SEC play for the third time in school history.
- With at least two wins this weekend, the Razorbacks can match their best 18-game SEC record of 14-4, which they also accomplished in 1999 and 2024.
- With a sweep, Arkansas can improve to 15-3 in SEC play for the first time in program history, representing its most wins through 18 games of SEC play.

### HISTORY LESSON

- Arkansas owns a 51-49 overall record against Texas A&M, including a 24-21 mark in games played in Fayetteville.
- Under head coach Dave Van Horn, the Hogs are 23-17 overall and 13-5 in Fayetteville against the Aggies.
- Since 2018, Arkansas has won three consecutive weekend series against Texas A&M (2018, 2021, 2023) at home, including sweeps in 2018 and 2023.

### ANOTHER STRONG START TO SEC PLAY

- Arkansas enters the weekend at 12-3 in SEC play and has started 11-4 or better start through its first 15 games of SEC play for the fifth consecutive season.
- The Hogs have started 11-4 on three occasions (2021, 2022 and 2023) and have matched their program-best 15-game SEC start with a 12-3 mark on two occasions (2024 and 2025) in that span.

### 30 SEASONS OF BAUM-WALKER STADIUM

- The 2025 campaign marks the 30th season in the history of Baum-Walker Stadium, which opened in 1996.
- Arkansas won its 700th game at Baum-Walker Stadium against Washington State on Feb. 17, 2025, and maintains an overall record of 720-244 (.747) inside the stadium's friendly confines entering Thursday's series opener.



## ROOT PIG SOOIE

- **LHP Zach Root**, a transfer from ECU, is one of three pitchers, along with LHP Landon Beidelschies (Ohio State) and RHP Aiden Jimenez (Oregon State) that Arkansas landed in the portal in the offseason.
- Root went 6-2 with a 3.56 ERA and 76 strikeouts in 68.1 innings across 13 appearances, including 12 starts, on the mound during his stellar sophomore campaign at ECU in 2024, earning him a spot on the midseason watch list for the Golden Spikes Award.
- The Fort Myers, Fla., native recorded four quality starts last season, punctuated by a career-best seven-inning, 10-strikeout performance against Cal State Fullerton (March 2, 2024).
- Root entered the 2025 campaign with three preseason All-America accolades to his name, collecting national recognition from D1Baseball, NCBWA and Perfect Game this spring.
- Through his first seven starts as a Razorback, Root has exceeded the expectations with a 4-1 record and 3.23 ERA in 39.0 innings of work. The junior left-hander has struck out a team-leading 53 batters and limited opposing hitters to a meager .212 batting average.
- Root made his first start as a Razorback in game two of the Opening Day doubleheader against Washington State (Feb. 14), spinning five innings of one-run ball with eight strikeouts.
- In his second start of the season, Root matched his career high with 10 strikeouts vs. #22 TCU (Feb. 22) in the Amegy Bank College Baseball Series at Globe Life Field in Arlington, Texas, limiting the Horned Frogs to one run on just two hits and a pair of walks.
- Root racked up eight strikeouts in his start against Charlotte (March 1), 5.1 innings in the Razorbacks' win. He logged his first quality start of the season against Portland (March 6), spinning six shutout innings with a career high-matching 10 strikeouts.
- Root made his first Friday start in his first SEC start of the season on the road at #13 Ole Miss (March 14).
- In his second SEC start of the season, Root turned in Arkansas' first seven-inning complete game since 2017, firing seven innings of two-run ball with seven strikeouts against South Carolina (March 21) to collect his team-leading second quality start of the year.
- Root was fantastic on the road against #14 Vanderbilt (March 28) in his third SEC start, carrying a no-hitter into the fifth and working a career-long 7.2 scoreless innings with seven strikeouts to help Arkansas toss its first combined three-hit shutout since 2024.
- The southpaw, who earned his first SEC Pitcher of the Week honor as a result of his dominant performance on the road at Vanderbilt, became the first Arkansas pitcher to record back-to-back starts of at least seven innings since RHP Connor Noland did so in 2022.

## CHEESE

- **LHP Landon Beidelschies**, a transfer from Ohio State, was the Buckeyes' Friday night starter as a sophomore in 2024, going 6-7 with a 4.15 ERA and 91 strikeouts in 84.2 innings across 15 starts.
- Referred to as "Cheese" by his teammates, Beidelschies had seven quality starts last season at Ohio State, highlighted by a career-high 12-strikeout performance at West Virginia (March 15, 2024).
- The Canfield, Ohio, native, entered the 2025 campaign as a Perfect Game preseason All-American as well as a preseason All-SEC honoree from the league's 16 head coaches.
- Beidelschies made his Arkansas debut against Washington State (Feb. 17), striking out seven over five innings of one-run ball.
- He made his first appearance of the season in a relief role vs. #22 TCU (Feb. 22) in the Amegy Bank College Baseball Series at Globe Life Field in Arlington, Texas, working 2.2 scoreless innings to help.
- The lefty logged his first quality start of the year against Charlotte (March 2), twirling 6.1 innings of one-run ball with seven strikeouts.

## GET THE GACK

- Following a historic rookie campaign, **RHP Gabe Gaeckle** entered his sophomore campaign as one of college baseball's top pitchers.
- Prior to the 2025 season, the right-hander was named Baseball America's preseason SEC Pitcher of the Year, clinched consensus preseason All-America status from Baseball America, D1Baseball, NCBWA and Perfect Game and earned preseason first-team All-SEC recognition from the league's 16 head coaches.
- It is the second consecutive year that a Razorback has been named Baseball America's preseason SEC Pitcher of the Year. LHP Hagen Smith also earned the distinction prior to the 2024 campaign.
- The Aptos, Calif., native was a unanimous first-team Freshman All-American in 2024 after he made 22 relief appearances for Arkansas and posted a 3-3 record with a 2.32 ERA, 57 strikeouts and a team-leading seven saves in 42.2 innings of work.
- Gaeckle became the fifth Razorback freshman pitcher since 2003, Dave Van Horn's first year, to record five or more saves in a season:

Year	Pitcher	Saves
2024	RHP Gabe Gaeckle	7
2023	RHP Gage Wood	5
2022	RHP Brady Tygart	8
2011	RHP Nolan Sanburn	8
2010	RHP DJ Baxendale	7

- Gaeckle made his first career start on the mound in game one of the Opening Day doubleheader against Washington State (Feb. 14), firing five shutout innings with seven strikeouts in the Hogs' win.
- In his second start, Gaeckle worked a career-long 5.2 innings vs. Kansas State (Feb. 22) in the Amegy Bank College Baseball Series at Globe Life Field in Arlington, Texas, and struck out a pair.
- Making his first career SEC start at #13 Ole Miss (March 15), Gaeckle racked up a career-high eight strikeouts over four innings of work.
- The right-hander matched his career long with 5.2 innings of two-run ball and seven strikeouts in a start at #14 Vanderbilt (March 29) to lead Arkansas to its first series sweep in Nashville since 1994.

## JIMMY

- **RHP Aiden Jimenez**, a transfer from Oregon State, was on track to crack the Beavers' weekend rotation last year before he suffered a season-ending injury and, ultimately, transferred to Arkansas.
- Now healthy, Jimenez has emerged as crucial piece of the Razorback bullpen this season, logging a 4-0 record with a 1.50 ERA and 26 strikeouts over a team-leading 24.0 innings in relief.
- As a freshman at Oregon State in 2023, he appeared in 22 games and went 5-2 with a 5.68 ERA and 35 strikeouts in 38.0 innings.
- The right-hander carded his best outing of that season against Sam Houston (June 4, 2023) in the NCAA Baton Rouge Regional, throwing a season-long six shutout innings in relief and striking out a season-high six to send Oregon State to the regional championship.

## THE FIREMAN

- **RHP Christian Foutch** turned in a strong sophomore campaign in 2024, making 20 appearances in relief and going 1-0 with a 0.81 ERA, 20 strikeouts and one save in 22.1 innings of work.
- The Littleton, Colo., native allowed only two runs, finishing the season with the lowest ERA by a Razorback pitcher to appear in at least 20 percent of the team's games since RHP Kevin Kopps in 2021.
- Foutch entered 2025 with NCBWA preseason All-America honors and preseason All-SEC praise from the league's 16 head coaches. He was also named to the preseason watch list for the NCBWA Stopper of the Year Award, given to the top reliever in college baseball.

## THE PRIZED ONE

- **INF Wehiwa Aloy**, whose name means “the prized one” in Hawaiian, leads the Razorback offense with his swagger on and off the field.
- Aloy, one of two Hogs named to this year’s preseason watch list for the Golden Spikes Award, started all 60 games at shortstop for the Razorbacks in 2024, his first season at Arkansas after transferring in from Sacramento State following his freshman campaign.
- The Wailuku, Hawai’i, native slashed .270/.355/.485 with a team-high 14 home runs and 56 RBI, finishing his sophomore campaign as the team leader in runs scored (45), multi-RBI games (11), stolen bases (7) and consecutive games reached base safely (31).
- Through 38 games this season, Aloy is slashing .369/.457/.706 with a team-best 13 home runs and 43 RBI. The Razorback shortstop leads in the team in extra-base hits (27) and total bases (113) this year.
- Aloy was one of 45 players named to the midseason watch list for the Golden Spikes Award. He is the ninth Razorback in program history selected to the Golden Spikes Award midseason watch list, and the first Arkansas position player to accomplish the feat since infielder Brian Anderson in 2014.

## KUHIO KRUSH

- **INF/OF Kuhio Aloy**, the BYU transfer, has quickly established himself as one of the most dangerous hitters in college baseball.
- The Hogs’ primary designated hitter is in his first year at Arkansas and is slashing .387/.476/.697 with 11 home runs and a team-leading 54 RBI through 35 games. Aloy currently ranks third on the team in hits (55), doubles (11), home runs (11) and total bases (99).
- Kuhio leads the team in multi-RBI game (15) and is third in multi-hit games (17). He recorded seven consecutive games with multiple hits from Feb. 25-March 7, including a career high-tying four hits against Grambling on Feb. 25 before he drove in a career-high six RBI against ULM on March 4.

## BASH BRADDAHS

- Wehiwa and Kuhio Aloy, who have homered in the same game three times this seasons, accomplished a rare feat by each hitting a homer in the same inning vs. Kansas State (Feb. 21) in the Amegy Bank College Baseball Series at Globe Life Field in Arlington, Texas.
- The brothers did it once again at #13 Ole Miss (March 15), clobbering back-to-back home runs in the fifth inning of the Razorbacks’ win.
- According to Elias Sports Bureau, only seven pairs of brothers since 1900 have each hit a home run in the same inning in MLB history.
- Only two sets of brothers (B.J. and Justin Upton for the Atlanta Braves in 2013; Lloyd and Paul Waner for the Pittsburgh Pirates in 1938) have hit back-to-back home runs in MLB history.

## ALLEZ DAVALAN

- **OF Charles Davalan**, the FGCU transfer, has made his case as the best leadoff hitter in all of college baseball.
- The Montreal, Canada, native is slashing .380/.470/.658 with 12 home runs and 42 RBI in 37 games this season, his first at Arkansas.
- The Razorback outfielder, who also leads the team in runs scored (56) and hits (60), is second on the team in multi-hit games (18) and third on the team in multi-RBI games (11) this season.
- Through 38 games, Davalan has more walks (23) than strikeouts (12) and as many home runs (12) as strikeouts (12).
- Davalan spent his true freshman season at FGCU, where he slashed .288/.413/.514 with 10 home runs and 37 RBI in 2024. He scored a team-leading 66 runs, totaled 64 hits, including 16 doubles and two triples, drew 28 walks and went 13-for-18 in stolen base attempts.

## AUSSIE, AUSSIE, AUSSIE

- Highly touted junior-college prospect **INF Brent Iredale** has not disappointed since arriving at Arkansas in the fall. Through his first 38 games as a Razorback, Iredale is slashing .297/.470/.610 with 10 home runs and 46 RBI, second most on the team, on the year.
- Iredale powered the Razorbacks to an Opening Weekend series win against Washington State, slashing a team-leading .467/.526/.933 with two home runs and nine RBI over four games.
- The Sydney, Australia, native, making his Arkansas debut after beginning his collegiate career at New Mexico JC, became the first Razorback with nine RBI in a season-opening series since OF Heston Kjerstad accomplished the feat against Eastern Illinois on Opening Weekend in 2020. Kjerstad hit four home runs during Arkansas’ season-opening sweep of Eastern Illinois, homering twice and recording six RBI in the series finale.
- Iredale turned in a historic day at the plate against Portland (March 7), going 3-for-3 with two home runs and eight RBI to become the first Razorback with eight RBI in a game since Rodney Nye accomplished the feat against ORU on April 14, 1999.
- The Razorback third baseman was one RBI shy of matching Ryan Lundquist’s single-game program record of nine RBI, which he accomplished against Central Missouri State on March 4, 1997.
- Iredale’s 11 total RBI in the series sweep of Portland also marked the most by a Razorback in a three-game series in the DVH era.

## GOT THAT WOOD

- **RHP Gage Wood** has worked in a variety of roles on the Razorback pitching staff throughout the first two years of his career.
- As a sophomore in 2024, the Batesville, Ark., native made 22 appearances, including three starts, and posted a 3-2 record with a 4.46 ERA, 56 strikeouts and two saves in 40.1 innings of work.
- As a true freshman in 2023, Wood was Arkansas’ closer, going 2-0 with a 4.80 ERA, 42 strikeouts and a team-leading five saves in 30.0 innings of work to earn a spot on the Freshman All-SEC Team.
- Now a junior, the right-hander made his first start of the season on the mound against Washington State (Feb. 15), striking out a career-high seven over five innings of two-run ball.
- In his second start of the year, Wood was carving through Michigan (Feb. 23) in the Amegy Bank College Baseball Series at Globe Life Field in Arlington, Texas, with six strikeouts in two innings before departing the ballgame with an injury.
- Wood, who is set to return to action this weekend against Texas A&M, will make his first start back on the mound in game two of the series against the Aggies on Friday, April 18.

## RETURN OF THE MAC (AGAIN)

- Veteran **RHP Will McEntire** can do it all for the Hogs. The redshirt senior has pitched in 76 career games with 20 starts, racking up 223 strikeouts over 214.2 innings of work. As a reliever, McEntire has eight career saves, including a career-high four saves in 2024, and at least one save in each of his last four seasons.
- One of McEntire’s best outings of his career came in a start against Louisiana Tech (March 11, 2023), throwing a nine-inning complete game with six strikeouts on 97 pitches. He allowed just one unearned run on three hits and a walk in the dominant performance.
- His nine-inning complete game was the first by a Razorback pitcher since RHP Dominic Taccolini’s 10-inning complete game shutout against SEC Eastern Division foe Kentucky in 2016.
- His three-hitter was the first by a Hog since RHP Ryne Stanek’s nine-inning complete game three-hitter at #6 South Carolina in 2013.





Headlined by pitchers Landon Beidelschies and Zach Root, Arkansas' **transfer portal class** entering the 2025 season was ranked No. 2 in the country by Baseball America.

## HOGS' TRANSFER PORTAL CLASS RANKED NO. 2 BY BASEBALL AMERICA

- Arkansas' transfer portal class coming into the 2025 season was ranked No. 2 in the country by Baseball America.
- The publication's top 100 transfer portal rankings feature eight Hog newcomers, including one in the top 10 and four among the top 50.
- The list includes **LHP Landon Beidelschies** (No. 9), **LHP Zach Root** (No. 13), **INF Camden Kozeal** (No. 26), **OF Charles Davalan** (No. 33), **OF Logan Maxwell** (No. 52), **INF/OF Rocco Peppi** (No. 65), **OF Carson Boles** (No. 93) and **INF Michael Anderson** (No. 98).
- In its summary of Arkansas' transfer class, Baseball America writes:

### 2. Arkansas

No. of top 100 transfers: 8

*It was a disappointing end to the season for Arkansas, who—as the No. 4 national seed—saw its season end on its home turf following an upset loss in regional play to Southeast Missouri. The Razorbacks coaching staff entered the offseason with serious work to do as it pertained to both adding and replacing talent, and their transfer class is perhaps the best to come to Fayetteville in the portal era.*

*They lost their entire rotation—Hagen Smith, Brady Tygart and Mason Molina—to the draft, but they added two of the best lefthanders in the portal in **Landon Beidelschies** (6-7, 4.15 ERA) and **Zach Root** (6-2, 3.56 ERA). Both will assume a weekend role this spring, and Arkansas has a bevy of weapons who will battle it out for the third starter spot. For as impressive a duo as Beidelschies and Root are, this class really shines positionally.*

**Charles Davalan** (.288/.413/.514) has no shortage of tools packed into his compact frame, and the Florida Gulf Coast product will likely be the team's everyday center fielder. Infielder **Camden Kozeal** (.284/.349/.439) will almost certainly start at second base, while a handful of other position players will be in the mix for starting roles. After a stunning end to 2024, Arkansas again has the look of a team that will be competing for a national championship.

## POWERED BY THE PORTAL

- Head coach Dave Van Horn and the Hogs took full advantage of the transfer portal prior to the 2025 campaign, adding nine Division I transfer and one Division II transfer to the roster in the offseason.

Player	Former School(s)
<b>INF/OF Kuhio Aloy</b>	BYU
<b>INF Michael Anderson</b>	Rhode Island
<b>LHP Landon Beidelschies</b>	Ohio State
<b>OF Carson Boles</b>	Lincoln Memorial (DII)
<b>OF Charles Davalan</b>	FGCU
<b>RHP Aiden Jimenez</b>	Oregon State
<b>INF Cam Kozeal</b>	Vanderbilt
<b>OF Logan Maxwell</b>	TCU
<b>INF/OF Rocco Peppi</b>	Long Beach State/Fresno State
<b>LHP Zach Root</b>	ECU

- D1Baseball Top 85 Impact Transfer Pitchers  
No. 2 - **LHP Zach Root**  
No. 5 - **LHP Landon Beidelschies**

- D1Baseball Top 50 Impact Transfer Hitters  
No. 13 - **OF Charles Davalan**  
No. 16 - **OF Logan Maxwell**  
No. 18 - **INF Cam Kozeal**  
No. 49 - **INF/OF Kuhio Aloy**

- From D1Baseball: Portal Pitchers with Breakout Potential

**Zach Root**, East Carolina to Arkansas - One of the top prospects in the 2025 draft class, Root started 12 games and appeared in 13 for ECU last season posting a 3.56 ERA in 68.1 innings of work. The 6-foot-1, 185-pounder also struck out 76 and walked 21. The left-hander potentially has one of the best arsenals in the nation, and what you see is what you get. It's an off-speed over fastball package, and he throws four of them average or better (change-up, curveball, cutter, slider). The best of the bunch is the curveball. It has two-plane shape at 79 mph with a total vertical depth of -55" which is comparable to current Major Leaguers Cole Ragans and DL Hall and would place him 20th of current qualified Major League left-handed starter pitchers. He also drew a 48% whiff rate with a .057 xwOBA against this breaker in 2024. His cutter (86-87 mph) and slider (83-85) profiles are very similar with about an inch of horizontal separation and four inches of vertical separation, and both drew strong whiff rates and ball-in-play results. There's a strong pronation bias with his two-seam 91-94 mph fastball that he throws 47% of the time and his low-80s change-up (22% usage) both carry significant arm-side profiles. There's little doubt in our minds that this arsenal, and the accompanying pitchability, translate to immediate success in the SEC, as well as professional baseball. – David Seifert/D1Baseball

## JUCO BANDITS

- Arkansas also added a pair of big-name junior college products in **INF Brent Iredale** (New Mexico JC) and **OF Justin Thomas Jr.** (Florida SouthWestern State) to its roster during the offseason.
- D1Baseball Top 50 Impact JUCO Transfer Hitters  
No. 2 - **INF Brent Iredale**  
No. 12 - **OF Justin Thomas Jr.**





Featuring eight top 100 transfers and four top 500 freshmen, Arkansas' **newcomer class** entering the 2025 season was ranked No. 3 in the country by Baseball America.

### HOGS' NEWCOMER CLASS RANKED NO. 3 BY BASEBALL AMERICA

- Arkansas' newcomer class coming into the 2025 season was ranked No. 3 in the country by Baseball America.
- To get the most accurate read on which college programs have the best incoming talent on their roster heading into 2025, the publication combined each program's transfer haul and recruiting class to come up with an overall ranking of newcomers.
- Baseball America's top 100 transfer portal rankings feature eight Razorback newcomers, including one in the top 10 and four among the top 50, and its top 500 draft rankings include four freshman.
- In its summary of Arkansas' newcomers, Baseball America writes:

3. Arkansas

Top 100 transfers: 8

BA 500 freshmen: 4

Arkansas has a lengthy track record of bringing impact talent to campus, and this year is no different. On top of a fantastic portal haul that includes eight of the top 100 transfers, the Razorbacks bring to campus a quartet of players who ranked on the final iteration of the BA 500.

Left-handers **Landon Beidelschies** (6-7, 4.15 ERA at Ohio State) and **Zach Root** (6-2, 3.56 ERA at East Carolina) are the strength of Arkansas' class of newcomers, but Oklahoma prep fireballer **Carson Wiggins** (No. 78), who is the younger brother of former Razorback and current Cubs prospect Jaxon, will be in contention to log a handful of innings as a freshman.

Former New Mexico JC standout third baseman **Brent Iredale** (.441/.576/1.000) ranked No. 464 on the BA 500 and is already off to a fast start this fall.

Following a disappointing end in 2024, Arkansas has reloaded and looks the part of a national championship contender.

### D1BASEBALL TOP 25 IMPACT FRESHMAN CLASSES

- Arkansas' freshman class, headlined by **RHP Carson Wiggins** and **LHP Cole Gibler**, was ranked No. 16 in the country by D1Baseball.
- In its summary of Arkansas' freshman class, D1Baseball writes:


*Of all the Razorback freshmen, Carson Wiggins came to campus with the highest accolades. The 94th overall prospect for the 2024 MLB Draft per Prep Baseball, the 6-foot-5 righthander touched 100.8 mph with his fastball while landing a mid-80s slider for strikes. It's a nasty combo that overwhelms opposing hitters, especially when also combined with solid control. He, like Gabe Gaeckle, is not just a wild-armed thrower. It took him just 10 pitches to set down Oklahoma State in order. Arms like Wiggins don't make it to college very often and he'll be a fun one to watch at least for two seasons in Fayetteville - Wiggins will be a draft-eligible sophomore in 2026.*

*Cole Gibler, a Missouri prep, was ranked the 131st overall prospect for the 2024 MLB Draft by Prep Baseball and he did everything to show deserving of that evaluation. His present pitchability is advanced for most any age, but super impressive for a freshman. With a quick arm he repeats a starter's-type delivery for above average control of three pitches. His fastball sat 92-95 and fired two breaking balls for strikes. Gibler sat down the side in order on 13 pitches, striking out a pair. Although it's a long way off, the 6-foot-2, 200-pound lefty has the look of a high round pick in 2027. - David Seifert/D1Baseball*

### NEW KIDS ON THE BLOCK

- Perfect Game featured **RHP Carson Wiggins** and **LHP Cole Gibler** in its rankings of the top 75 freshmen coming into the 2025 season.
- Wiggins is the younger brother of RHP Jaxon Wiggins, who pitched for Arkansas from 2021-22 and was selected by the Chicago Cubs in the second round (No. 68 overall) of the 2023 MLB Draft.





Since the start of the 2017 season, Arkansas has recorded **366 total wins**. The Razorbacks are the winningest program in all of college baseball in that span.

## MACHINE OF CONSISTENCY

- Since the start of the 2017 season, Arkansas is the winningest college baseball program in the country (as of April 16, 2025).

Team	Total Wins ('17 - '18 - '19 - '20 - '21 - '22 - '23 - '24 - '25)
<b>Arkansas</b>	<b>366 (45 - 48 - 46 - 11 - 50 - 46 - 43 - 44 - 33)</b>
Tennessee	354 (27 - 29 - 40 - 15 - 50 - 57 - 44 - 60 - 32)
LSU	350 (52 - 39 - 40 - 12 - 38 - 40 - 54 - 43 - 32)
Oregon State	349 (56 - 55 - 36 - 5 - 37 - 48 - 41 - 45 - 27)
Southern Miss	347 (50 - 44 - 40 - 12 - 40 - 47 - 46 - 43 - 25)
Florida	346 (52 - 49 - 34 - 16 - 38 - 42 - 54 - 36 - 25)
East Carolina	341 (32 - 44 - 47 - 13 - 44 - 46 - 47 - 46 - 22)
Vanderbilt	338 (36 - 35 - 59 - 13 - 49 - 39 - 42 - 38 - 27)
Dallas Baptist	331 (42 - 42 - 43 - 12 - 41 - 34 - 47 - 45 - 25)
Clemson	319 (42 - 47 - 35 - 14 - 25 - 35 - 44 - 44 - 33)
Texas Tech	315 (45 - 45 - 46 - 16 - 39 - 39 - 41 - 33 - 11)

- Under Dave Van Horn, who is in his 23rd year as the Razorbacks' head coach, Arkansas has tallied seven 45-win seasons.

Season	Total Wins
2004	45
2012	46
2017	45
2018	48
2019	46
2021	50
2022	46

- Excluding the shortened 2020 season, the Razorbacks are the only SEC team, and one of only two teams in the country (also Southern Miss), to record 40-plus wins in each of the last seven full seasons.

Season	Overall Wins	SEC Wins
2017	45	18
2018	48	18
2019	46	20
2021	50	22
2022	46	18
2023	43	20
2024	44	20

## IT JUST MEANS MORE WINS

- Arkansas, off to a 12-3 start in SEC play in 2025, has started 8-4 or better in SEC play for eight consecutive seasons (2017-present).
- It is the best stretch of starting 8-4 or better in SEC play by a team since LSU did so in eight consecutive seasons from 1991-98.
- Arkansas, winners of a program-record 12 consecutive SEC games in 2025, has won 18 or more SEC games in seven consecutive seasons.
- LSU is the only other team in SEC history to record at least seven consecutive seasons of 18-plus SEC victories (10 from 1996-2005).

## THE BIG 2-0

- Arkansas has finished with 20 or more SEC victories in a season five times in program history, including four times under Dave Van Horn.

Year	SEC Record (Finish)
1999	22-8 (SEC overall champions)
2019	20-10 (SEC Western Division champions)
2021	22-8 (SEC overall champions)
2023	20-10 (SEC overall champions)
2024	20-10 (SEC Western Division champions)

- Arkansas reached the 20-win mark in SEC play in back-to-back seasons in 2023 and 2024 for the first time in program history.
- Arkansas, which has reached the 20-win mark in SEC play in four of the last five full seasons, is the first team since LSU between 1994-97 to post four 20-win SEC campaigns in five years.

## GONE STREAKING

- Arkansas has recorded 11 winning streaks of 10 or more games since head coach Dave Van Horn took over at the helm of the program.

Winning Streak	Dates
16	March 7, 2020-March 13, 2021
15	Feb. 25-March 22, 2024
15	March 1-28, 2023
13	April 3-23, 2010
<b>12</b>	<b>Feb. 14-March 11, 2025</b>
12	March 5-25, 2022
12	Feb. 11-March 8, 2005
11	March 26-April 12, 2024
10	May 16-June 5, 2021
10	March 4-21, 2012
10	Feb. 11-March 5, 2003

- The Razorbacks' 15-game winning streaks in 2023 and 2024 were their longest in-season winning streak of the Van Horn era.
- They were also the longest in-season winning streaks in program history since the Hogs won the first 18 games of the 1996 season.

## MIDWEEK MAGIC

- The Hogs, 9-1 in midweek games in 2025, had won 18 consecutive midweek matchups before their streak was snapped in a 14-13 extra-inning loss against Missouri State on March 25, 2025.
- Arkansas completed the 2024 season 12-0 in midweek games, posting an unbeaten midweek record for the first time since 2005.
- In 2024, the Razorbacks secured midweek wins against Grambling, UCA, Oral Roberts, Little Rock, Arkansas State and UAPB as well as three two-game midweek series sweeps over San Jose State, Texas Tech and Missouri State to finish with a perfect 12-0 midweek record.
- In 2005, Dave Van Horn's third season as head coach, Arkansas went 9-0 in midweek games, including two wins against Centenary, two wins against Missouri State, two wins against Northern Colorado, two wins against Oral Roberts and one win against Oklahoma State.



### 30 SEASONS OF BAUM-WALKER STADIUM

- The 2025 campaign marks the 30th season in the history of Baum-Walker Stadium, which opened in 1996. Arkansas maintains an all-time record of 720-244 (.747) in the stadium's 30-year history.
- Arkansas went 34-5 inside the friendly confines of Baum-Walker Stadium during the 2024 season, powered by a program record-tying 27-game winning streak at home from Feb. 19-April 27.
- Excluding 2020, Arkansas has won 28 or more home games in seven straight seasons, including a program-best 34 wins in 2018 and 2024.

Year	Home Record	Overall Record (Postseason)
2017	29-8	45-19 (Regional)
2018	34-4	48-21 (College World Series)
2019	33-7	46-20 (College World Series)
2021	30-8	50-13 (Super Regional)
2022	28-7	46-21 (College World Series)
2023	32-6	43-18 (Regional)
2024	34-5	44-16 (Regional)
2025	24-1	TBD

### HOME SWEET BAUM-WALKER

- In order of winning percentage, here are the Razorbacks' top records at home since Baum-Walker Stadium opened in 1996.

Year	Home Record	Winning Percentage
2018	34-4	.895
2024	34-5	.872
2023	32-6	.842
2019	33-7	.825
2004	31-7	.816
2022	28-7	.800

### J.B. & JOHNELLE HUNT FAMILY BASEBALL DEVELOPMENT CENTER

- The J.B. & Johnelle Hunt Family Baseball Development Center is a 49,000-square foot baseball performance facility, providing student-athletes with an expanded locker room, team meeting room, strength & conditioning center, training room, nutrition center, pitching development center and an in-venue batting tunnel.
- The one-of-a-kind facility, which opened ahead of the 2022 campaign, sits in the right-field corner of Baum-Walker Stadium.
- It also includes a tunnel to connect the facility to the first-base dugout and postgame press conference room.



The \$27 million, 49,000-square foot **J.B. & Johnelle Hunt Family Baseball Development Center** is the only one of its kind in all of college baseball.



### PROHOGS

- Five (5) former Razorbacks were listed on 2025 Major League Baseball Opening Day rosters.

Player	Team	Draft Year
Jalen Beeks	Arizona Diamondbacks	2014
Andrew Benintendi	Chicago White Sox	2015
Heston Kjerstad	Baltimore Orioles	2020
Ryne Stanek	New York Mets	2013
Trevor Stephan*	Cleveland Guardians	2017

(\* = injured list)


- Six (6) former Razorbacks have won a World Series championship:

Player	Team	Year
Dick Hughes	St. Louis Cardinals	1967
Eric Hinske (2x)	Boston Red Sox	2007
	New York Yankees	2009
Dallas Keuchel	Houston Astros	2017
Andrew Benintendi	Boston Red Sox	2018
Drew Smyly	Atlanta Braves	2021
Ryne Stanek	Houston Astros	2022

### MLB DRAFT FACTS

- Arkansas has had at least one player selected in each of the past 50 MLB drafts dating back to 1975.
- The Razorbacks have had double-digit players selected in a single draft on three occasions: 1985 (10), 2013 (11) and 2018 (11).
- Since 2018, Nate Thompson's first season, no school in the country has had more overall draft selections than Arkansas (53).
- Under Matt Hobbs, Arkansas has had 23 pitchers selected in the MLB draft, including 16 pitchers taken in the first 10 rounds, since 2019.





Arkansas pitching coach **Matt Hobbs** has developed nine All-Americans, nine All-SEC honorees and 23 MLB draft picks since joining the program prior to the 2019 season.

#### HOBBS NAMED DIBASEBALL ASSISTANT COACH OF THE YEAR

- Arkansas pitching coach Matt Hobbs was named the DIBaseball Assistant Coach of the Year following the 2024 season.
- Hobbs, who enters his seventh season as pitching coach in 2025, guided his staff to a historic and record-breaking campaign in 2024.
- Arkansas ranked fifth nationally with a 3.87 ERA and a 3.11 strikeout-to-walk ratio and led the country with 12.1 strikeouts per nine innings, powered by a school-record 706 strikeouts.
- Since joining Arkansas as the pitching coach prior to the 2019 campaign, Hobbs has helped develop:
  - » 9 All-Americans
  - » 9 All-SEC honorees, including two SEC pitchers of the year
  - » 23 MLB draft selections, including 16 top 10 rounders
- Under Hobbs's tutelage, RHP Kevin Kopps emerged as the best player in the country in 2021, winning both the Golden Spikes Award and Dick Howser Trophy, and LHP Hagen Smith was the unanimous national pitcher of the year in 2024.
- With Hobbs' help, Smith solidified his status as one of the greatest pitchers in Razorback history, concluding his career as the program's all-time strikeout king and single-season strikeout leader, and departing as the highest-drafted pitcher in school history when he was selected fifth overall by the Chicago White Sox in the 2024.
- Since Hobbs joined the Razorback coaching staff, Arkansas has made two trips to the College World Series (2019, 2022), clinched a pair of overall SEC championships (2021, 2023) and captured four SEC Western Division titles (2019, 2021, 2023, 2024).
- Additionally, the Hogs won Collegiate Baseball's national recruiting championship for the first time in program history in 2023 as Arkansas' star-studded recruiting class was named the nation's best.



**Arkansas**, the winningest team in the nation since 2017 (333 overall wins), checked in at No. 5 in DIBaseball's biennial rankings of the top 100 programs in college baseball.

#### HOGS AT NO. 5 IN DIBASEBALL'S TOP 100 PROGRAMS RANKINGS

- Arkansas checked in at No. 5 in DIBaseball's biennial rankings of the top 100 programs in college baseball.
- DIBaseball's rankings place an emphasis on a tradition of consistent winning in the last decade, especially in the last five years, with the ultimate goal being to identify programs in the best shape currently with an eye towards the next five to 10 years.
- DIBaseball writers Aaron Fitt, Kendall Rogers, Mike Rooney, Joe Healy and Mark Etheridge made adjustments to the rankings based on evaluations of coaching staff quality and stability, facilities, scholarship/financial aid situation, conference dynamics, momentum, recruiting and player development proficiency.
- In its summary of the Arkansas program, DIBaseball writes:  
*The Razorbacks are still chasing the program's first national title, but it's safe to say they've still had a plethora of success over the past few seasons under the direction of long-time and legendary head coach Dave Van Horn. The Hogs recently went 44-16 overall, 20-10 in the SEC, and earned the No. 5 national seed before getting upset in the Fayetteville Regional. Before this past season, the Hogs had gone 43-18 overall (tied for the SEC regular season crown with Florida) in '23 with a No. 3 national seed and yet another Regional host while also going 46-21 overall in '22 with a trip to the College World Series. And in '21, the Hogs went a miraculous 50-13 overall with a 22-8 record in the SEC. That year, the Hogs were the top overall national seed before getting upset in the Fayetteville Super Regional by NC State. Yes, not winning a national title - yet - is a knock on the Hogs, but literally everything else is checked. The Hogs are a perennial power, they're insanely consistent in the toughest conference in college baseball, and the resources are plentiful in Fayetteville. Baum Stadium is exceptional, the player development facilities are the nation's best, and the program is well-positioned in the NIL era. The Hogs are in a fantastic spot moving forward. - Kendall Rogers/DIBaseball*





### BAUM-WALKER STADIUM RECORDS

**13,472**

SINGLE-GAME ATTENDANCE (2018)

**10,376**

SINGLE-SEASON AVERAGE (2022)

**394,146**

SINGLE-SEASON TICKETS (2024)

**720**

WINS AT BAUM-WALKER STADIUM

**34,796**

3-GAME SERIES ATTENDANCE (2022)

### ARKANSAS YEAR-BY-YEAR RESULTS AT BAUM-WALKER STADIUM

1996 6-3 (.667)	1997 26-7 (.788)	1998 22-9 (.710)	1999 26-7 (.788)	2000 15-19 (.441)	2001 19-6 (.760)	2002 18-12 (.600)	2003 22-8 (.733)	2004 31-8 (.795)	2005 19-9 (.679)
2006 21-8 (.724)	2007 23-10 (.697)	2008 24-9 (.727)	2009 21-12 (.636)	2010 29-9 (.763)	2011 24-7 (.774)	2012 28-8 (.778)	2013 24-9 (.727)	2014 25-10 (.714)	2015 23-12 (.657)
2016 19-14 (.576)	2017 29-8 (.784)	2018 34-4 (.895)	2019 33-7 (.825)	2020 11-2 (.846)	2021 30-8 (.790)	2022 28-7 (.800)	2023 32-6 (.842)	2024 34-5 (.872)	2025 24-1 (.960)

#### Top 20 All-Time Crowds (tickets sold/distributed)

1.	USC	13,472	March 3, 2018
2.	Mississippi State	12,589	April 25, 2015
3.	South Alabama	12,006	March 7, 2020
4.	LSU	11,827	April 8, 2017
5.	Tennessee	11,787	April 26, 2019
6.	Vanderbilt	11,772	May 13, 2022
7.	Vanderbilt	11,761	May 14, 2022
8.	Auburn	11,742	April 26, 2014
9.	Ole Miss	11,736	April 30, 2022
10.	LSU	11,714	May 10, 2019
11.	Ole Miss	11,651	April 29, 2022
12.	Tennessee	11,594	April 27, 2019
13.	Mississippi State	11,548	April 1, 2022
14.	Mississippi State	11,522	April 2, 2022
15.	LSU	11,462	April 9, 2011
16.	Arizona State	11,434	April 8, 2009
17.	Mississippi State	11,415	April 3, 2022
18.	Ole Miss	11,409	May 1, 2022
19.	Ole Miss*	11,383	June 9, 2019
20.	Ole Miss*	11,350	June 8, 2019

\* - NCAA Super Regional  
^ - NCAA Regional

#### Top 20 All-Time Crowds (actual)

1.	Missouri State*	12,167	June 6, 2015
2.	Missouri State*	11,869	June 5, 2015
3.	South Carolina*	11,722	June 9, 2018
4.	Missouri State*	11,694	June 7, 2015
5.	South Carolina*	11,481	June 10, 2018
6.	South Carolina*	11,217	June 11, 2018
7.	LSU	11,103	April 9, 2011
8.	Arizona State	11,014	April 8, 2009
9.	Oral Roberts^	11,088	June 2, 2017
10.	LSU	10,987	April 8, 2017
11.	Mississippi State	10,837	April 25, 2015
12.	Mississippi State	10,784	April 16, 2011
13.	USC	10,732	March 3, 2018
14.	LSU	10,581	May 5, 2007
15.	Texas A&M	10,477	April 20, 2013
16.	Missouri State^	10,369	June 3, 2017
17.	Missouri State^	10,273	June 5, 2017
18.	Central Michigan	10,219	Feb. 20, 2016
19.	Auburn	10,217	April 26, 2014
20.	Southern Miss^	10,213	June 2, 2018

\* - NCAA Super Regional  
^ - NCAA Regional

#### 2024 NCAA ATTENDANCE LEADERS

Team	Total Home Attendance		
	Average	Total	Games
1. Arkansas	10,106	394,146	39
2. LSU	10,834	390,033	36
3. Mississippi State	10,903	370,711	34
4. Ole Miss	9,628	298,461	31
5. Texas	7,476	269,143	36
6. Texas A&M	6,431	257,258	40
7. Tennessee	5,339	234,921	44
8. South Carolina	7,045	232,501	33
9. Florida	6,100	195,199	32
10. Florida State	4,982	179,336	36
11. Clemson	4,660	177,094	38
12. East Carolina	4,865	170,277	35
13. Southern Miss	5,317	164,825	31
14. Virginia	4,197	159,483	38
15. Oklahoma State	4,828	144,850	30
16. Nebraska	5,221	135,734	26
17. Auburn	4,244	131,576	31
18. Kentucky	3,952	126,469	32
19. Vanderbilt	3,597	125,887	35
20. Hawaii	3,476	125,131	36



## SERIES HISTORY

## INSIDE THE SERIES (SINCE 1960): TEXAS A&amp;M

Overall Series Record: 51-49

Record in Fayetteville, Ark.: 24-21

Record in College Station, Texas: 23-25

Record at Neutral Sites: 4-3

## IN THE DVH ERA (2003-PRESENT): TEXAS A&amp;M

Overall Series Record: 23-17

Record in Fayetteville, Ark.: 13-5

Record in College Station, Texas: 8-11

Record at Neutral Sites: 2-1

Previous 10 meetings (Arkansas leads, 6-4)

DATE	SITE	W/L	SCORE
4/23/22	College Station, Texas	W	3-1
4/24/22	College Station, Texas	L	11-10
4/27/23	Fayetteville, Ark.	W	7-5
4/28/23	Fayetteville, Ark.	W	10-4
4/29/23	Fayetteville, Ark.	W	8-7
5/24/23	Hoover, Ala.!	W	6-5 (11)
5/27/23	Hoover, Ala.!	L	5-4
5/16/24	College Station, Texas	L	1-0 (11)
5/17/24	College Station, Texas	W	6-3
5/18/24	College Station, Texas	L	14-4 (7)

## BOX SCORE FROM PREVIOUS MEETING



2024 Arkansas Baseball  
#2 Arkansas at #4 Texas A&M  
May 18, 2024 at B-CS, Texas (Blue Bell Park)



## Arkansas 4 (43-12,20-10 SEC)

## Texas A&amp;M 14 (44-11,19-11 SEC)

Player	ab	r	h	rbi	bb	so	po	a	lob
Kendall Diggs rf	3	0	0	0	1	1	0	0	0
Jared Sprague-Lott 3b	3	1	1	0	1	1	1	1	0
Nolan Souza 3b	0	0	0	0	0	0	0	0	0
Peyton Stovall 2b	3	0	0	0	0	1	1	1	0
Wehiwa Aloy ss	3	1	1	3	0	1	2	0	0
Hudson White dh	2	1	1	1	1	1	0	0	0
Ben McLaughlin 1b	2	0	0	0	1	0	3	0	3
Ryder Helfrick c	3	0	1	0	0	2	5	1	0
Parker Rowland c	0	0	0	0	0	0	1	0	0
Peyton Holt lf	3	0	0	0	0	3	4	0	1
Ty Wilmsmeyer cf	3	1	1	0	0	2	2	0	1
Will McEntire p	0	0	0	0	0	0	1	0	0
Cooper Dossett p	0	0	0	0	0	0	0	0	0
Ben Bybee p	0	0	0	0	0	0	0	0	0
Stone Hewlett p	0	0	0	0	0	0	0	0	0
Dylan Carter p	0	0	0	0	0	0	0	0	0
Totals	25	4	5	4	4	12	20	3	5

Player	ab	r	h	rbi	bb	so	po	a	lob
Gavin Grahovac 3b	2	3	1	2	3	0	1	1	0
Jace LaViolette cf	4	3	2	2	1	0	1	0	1
Braden Montgomery rf	5	1	1	1	0	2	0	0	1
Jackson Appel c	3	1	0	0	2	0	12	0	0
Ted Burton 1b	4	1	1	3	0	1	6	0	0
Ryan Targac ph	1	0	1	1	0	0	0	0	0
Hayden Schott dh	3	1	3	1	1	0	0	0	0
Ali Camarillo ss	4	0	1	0	0	2	0	2	1
Caden Sorrell lf	4	2	2	2	0	0	1	0	2
Travis Chestnut 2b	4	2	3	0	0	1	0	0	0
Shane Sdao p	0	0	0	0	0	0	0	1	0
Chris Cortez p	0	0	0	0	0	0	0	0	0
Zane Badmaev p	0	0	0	0	0	0	0	1	0
Totals	34	14	15	12	7	6	21	5	7

Score by Innings	1	2	3	4	5	6	7	R	H	E
Arkansas	0	1	3	0	0	0	0	4	5	0
Texas A&M	2	2	1	0	0	6	3	14	15	0

Note: 2 outs, 2 runners LOB when the game ended.

LOB - ARK 5; Aggies 7. 2B - BURTON(9); CAMARILLO(11); CHESTNUT(5). HR - Aloy(13); White(6); GRAHOVAC(12); LAVIOLETTE(28); MONTGOMERY(26); SORRELL(8). HBP - Stovall.

Arkansas	ip	h	r	er	bb	so	ab	bf	np
Will McEntire	1.1	4	4	4	1	1	8	9	45
Cooper Dossett	1.1	1	1	1	1	0	5	6	20
Ben Bybee	2.1	4	3	3	2	3	11	13	50
Stone Hewlett	0.1	1	3	3	2	1	2	4	20
Dylan Carter	1.1	5	3	3	1	1	8	9	40

Texas A&M	ip	h	r	er	bb	so	ab	bf	np
Shane Sdao	3.0	5	4	4	1	3	13	14	59
Chris Cortez	3.0	0	0	0	3	8	9	13	57
Zane Badmaev	1.0	0	0	0	0	1	3	3	14

Win - CORTEZ (8-2). Loss - Dossett (3-1). Save - None.

WP - Bybee(1); Hewlett(2). HBP - by CORTEZ (Stovall). PB - Rowland(1). Inherited runners/scored: Dossett 1/0; Bybee 1/0; Hewlett 2/2; Carter 1/1. Pitches/strikes: McEntire 45/29; Dossett 20/8; Bybee 50/29; Hewlett 20/9; Carter 40/19; SDAO 59/37; CORTEZ 57/31; BADMAEV 14/9.

Umpires - HP: Hank Himmanen 1B: Tyler Simpson 2B: Eddie Newsom 3B: Jeff Wright

Start: 2:02 PM Time: 2:51 Attendance: 7337

Weather: 87, Sunny

Bybee faced 3 batters in the 6th.



## HONORS & AWARDS

### INF/OF Kuhio Aloy

Perfect Game Midseason All-American (Third Team)

### INF Wehiwa Aloy

Golden Spikes Award Preseason Watch List

Bobby Bragan National Collegiate Slugger Award Watch List

SEC Player of the Week (Feb. 24 & March 10)

Perfect Game National Player of the Week (March 11)

Bobby Bragan National Collegiate Slugger Player Of The Week (March 14)

Brooks Wallace Award Shortstop of the Week (March 25)

Golden Spikes Award Midseason Watch List

Perfect Game Midseason All-American (Second Team)

### RHP Landon Beidelschies

Perfect Game Preseason All-American (First Team)

Coaches Preseason All-SEC (Second Team)

Perfect Game Preseason All-SEC (First Team)

### RHP Christian Foutch

NCBWA Preseason All-American (Third Team)

Coaches Preseason All-SEC (Second Team)

NCBWA Preseason Stopper of the Year Award Watch List

### RHP Gabe Gaeckle

Consensus Preseason All-American

- Baseball America (Second Team)

- D1Baseball (Second Team)

- NCBWA (Second Team)

- Perfect Game (First Team)

Baseball America Preseason SEC Pitcher of the Year

Coaches Preseason All-SEC (First Team)

Perfect Game Preseason All-SEC (First Team)

Golden Spikes Award Preseason Watch List

### INF Brent Iredale

D1Baseball Midseason All-American (Second Team)

### INF Cam Kozeal

SEC Player of the Week (April 7)

Perfect Game National Player of the Week (April 8)

### LHP Zach Root

D1Baseball Preseason All-American (Third Team)

NCBWA Perfect Game Preseason All-American (Third Team)

Perfect Game Preseason All-American (Second Team)

Perfect Game Preseason All-SEC (Second Team)

SEC Pitcher of the Week (March 31)

Perfect Game Midseason All-American (Second Team)



**Zach Root** was named the SEC Pitcher of the Week after twirling a career-long 7.2 scoreless innings with seven strikeouts in Arkansas' shutout win at Vanderbilt (March 28), helping lead the Razorbacks to their first series sweep in Nashville since 1994. He earned his team-leading fourth win and third quality start of the season in the outing.

WEEK 10

SOUTHEASTERN CONFERENCE

AS OF APRIL 16

## STANDINGS

	SEC	Pct.	GB	All	Pct.	Home	Away	Neutral	Top 25	Top 10	L10	Streak
Texas	13-2	.867	-	30-5	.857	17-3	8-1	5-1	9-1	5-1	8-2	W2
<b>Arkansas</b>	<b>12-3</b>	<b>.800</b>	<b>1.0</b>	<b>33-5</b>	<b>.868</b>	<b>24-1</b>	<b>6-3</b>	<b>3-1</b>	<b>8-3</b>	<b>1-2</b>	<b>8-2</b>	<b>W1</b>
Tennessee	11-4	.733	2.0	32-5	.865	22-3	7-2	3-0	8-2	7-2	7-3	W2
Georgia	10-5	.667	3.0	33-6	.846	24-2	6-4	3-0	11-5	5-4	6-4	W3
LSU	10-5	.667	3.0	32-6	.842	23-1	5-5	4-0	4-5	4-5	7-3	W1
Auburn	9-6	.600	4.0	27-10	.730	18-5	4-5	5-0	12-6	6-4	7-3	W6
Ole Miss	9-6	.600	4.0	27-10	.730	19-6	6-2	2-2	7-7	3-5	6-4	L2
Alabama	8-7	.533	5.0	30-8	.789	20-6	6-2	4-0	11-5	3-3	6-4	W1
Vanderbilt	8-7	.533	5.0	27-10	.730	19-3	7-5	1-2	3-8	0-3	7-3	W2
Oklahoma	7-8	.467	6.0	26-10	.722	17-6	5-4	4-0	5-7	3-5	4-6	W1
Kentucky	6-9	.400	7.0	20-14	.588	12-9	8-5	0-0	4-9	3-6	5-5	W1
Texas A&M	6-9	.400	7.0	21-15	.583	17-9	3-4	1-2	2-8	2-1	8-2	W7
Mississippi State	5-10	.333	8.0	23-14	.622	15-5	5-7	3-2	4-12	3-9	7-3	W2
Florida	4-11	.267	9.0	25-14	.641	21-7	4-6	0-1	3-12	2-7	7-3	W5
South Carolina	2-13	.133	11.0	21-17	.553	17-6	3-9	1-2	1-12	1-11	4-6	W1
Missouri	0-15	.000	13.0	13-23	.361	8-10	1-10	4-3	0-11	0-9	4-6	W1

## SCHEDULE/RESULTS

Tuesday, April 15

Little Rock 7, at #11 Ole Miss 3  
 at #2 Tennessee 13, Bellarmine 3 (8 inn.)  
 at Florida 14, Stetson 4 (7 inn.)  
 at South Carolina 4, The Citadel 0  
 at #15 Alabama 5, UAB 3  
**at #2 Arkansas 13, Arkansas-Pine Bluff 3 (8 inn.)**  
 #6 Auburn 4, at Jacksonville State 3  
 #3 Georgia 5, #13 Georgia Tech 2 (Truist Park - Atlanta, Ga.)  
 at Kentucky 4, Miami (OH) 3  
 at Mississippi State 16, Southern 2 (7 inn.)  
 at Missouri 10, Missouri State 9  
 #12 Oklahoma 11, at Oklahoma State 1 (8 inn.)  
 at Texas A&M 11, Tarleton 3  
 at #17 Vanderbilt 5, Lipscomb 4 (10 inn.)  
 at #7 LSU 10, McNeese 3  
 at #1 Texas 11, UTRGV 4

Thursday, April 17

\*#11 Ole Miss at South Carolina - 6:30 p.m. [SECN+]  
 \*#3 Georgia at #17 Vanderbilt - 7 p.m. [SECN+]  
 \*#15 Alabama at #7 LSU - 8 p.m. [ESPNU]  
**\*Texas A&M at #2 Arkansas - 8 p.m. [SECN]**  
 \*#6 Auburn at #1 Texas - 8 p.m. [SECN+]  
 \*#12 Oklahoma at Missouri - 8 p.m. [SECN+]

Friday, April 18

\*#11 Ole Miss at South Carolina - 4 p.m. [SECN+]  
 \*Kentucky at #2 Tennessee - 6:30 p.m. [SECN+]  
 \*#15 Alabama at #7 LSU - 7 p.m. [SECN+]  
 \*#3 Georgia at #17 Vanderbilt - 7 p.m. [SECN+]  
 \*#12 Oklahoma at Missouri - 7 p.m. [SECN+]  
**\*Texas A&M at #2 Arkansas - 7:30 p.m. [SECN+]**  
 \*#6 Auburn at #1 Texas - 8 p.m. [SECN+]  
 \*Florida at Mississippi State - 8 p.m. [SECN]

Saturday, April 19

\*#11 Ole Miss at South Carolina - 2 p.m. [SECN+]  
 \*#6 Auburn at #1 Texas - 3 p.m. [SECN+]  
 \*#3 Georgia at #17 Vanderbilt - 3 p.m. [SECN+]  
 \*#12 Oklahoma at Missouri - 3 p.m. [SECN+]  
**\*Texas A&M at #2 Arkansas - 5 p.m. [SECN+]**  
 \*#15 Alabama at #7 LSU - 6 p.m. [SECN]  
 \*Kentucky at #2 Tennessee - 6 p.m. [SECN+]  
 \*Florida at Mississippi State - 8:30 p.m. [ESPN2]

Sunday, April 20

\*Kentucky at #2 Tennessee - 1 p.m. [SECN+]  
 \*Florida at Mississippi State - 3 p.m. [ESPN2]

Next Weekend In The SEC (April 24-27)

\*Missouri at Alabama - Thursday-Saturday series  
 \*Oklahoma at Georgia - Thursday-Saturday series  
**\*Arkansas at Florida**  
 \*Mississippi State at Auburn  
 \*South Carolina at Kentucky  
 \*Tennessee at LSU  
 \*Vanderbilt at Ole Miss  
 \*Texas A&M at Texas

\*SEC game / All times Eastern / Rankings reflect highest among major polls



## WEEK 10

## SOUTHEASTERN CONFERENCE

AS OF APRIL 14

## ACTIVE CAREER LEADERS

## Runs Scored

1.	Wyatt Henseler*, Texas A&M	215
2.	Robbie Burnett*, Georgia	190
3.	Daniel Dickinson*, LSU	175
4.	Jace LaViolette, Texas A&M	174
5.	Cole Hage*, Kentucky	172
6.	<b>Wehiwa Aloy*, Arkansas</b>	<b>165</b>
7.	Hunter Hines, Mississippi State	162
8.	Isaac Humphrey*, Ole Miss	161
9.	Garrett Staton*, Alabama	160
10.	Kennedy Jones*, South Carolina	159

## Hits

1.	Wyatt Henseler*, Texas A&M	271
2.	Kennedy Jones*, South Carolina	260
3.	Hayden Schott*, Texas A&M	238
4.	Hunter Hines, Mississippi State	224
5.	Robbie Burnett*, Georgia	216
6.	Daniel Dickinson*, LSU	215
7.	Luis Hernandez*, LSU	209
8.	<b>Wehiwa Aloy*, Arkansas</b>	<b>208</b>
9.	<b>Rocco Peppi*, Arkansas</b>	<b>205</b>
10.	Shaun Montoya*, Kentucky	200

## Doubles

1.	Wyatt Henseler*, Texas A&M	59
2.	Hayden Schott*, Texas A&M	51
3.	Kennedy Jones*, South Carolina	45
4.	Luis Hernandez*, LSU	44
	Isaac Humphrey*, Ole Miss	44
	Daniel Dickinson*, LSU	44
	Devin Burkes, Kentucky	44
8.	<b>Rocco Peppi*, Arkansas</b>	<b>43</b>
	Hunter Hines, Mississippi State	43
	Ike Irish, Auburn	43
--		
	<b>Wehiwa Aloy*, Arkansas</b>	<b>37</b>

## Home Runs

1.	Wyatt Henseler*, Texas A&M	62
2.	Hunter Hines, Mississippi State	62
3.	Jace LaViolette, Texas A&M	60
4.	Ethan Petry, South Carolina	54
5.	Jared Jones, LSU	53
6.	Robbie Burnett*, Georgia	52
7.	Colby Shelton, Florida	51
8.	Ryland Zaborowski*, Georgia	48
9.	Cooper McMurray*, Auburn	45
10.	Gavin Kash*, Texas A&M	43
--		
	<b>Wehiwa Aloy*, Arkansas</b>	<b>40</b>

## RBI

1.	Wyatt Henseler*, Texas A&M	212
2.	Hunter Hines, Mississippi State	194
3.	Jace LaViolette, Texas A&M	180
	Hayden Schott*, Texas A&M	180
5.	Kennedy Jones*, South Carolina	177
6.	Robbie Burnett*, Georgia	166
	Ryland Zaborowski*, Georgia	166
8.	Mitchell Sanford*, Ole Miss	159
	Cooper McMurray*, Auburn	159
10.	Gavin Kash*, Texas A&M	153
--		
	<b>Wehiwa Aloy*, Arkansas</b>	<b>143</b>

## HBP

1.	Wyatt Henseler*, Texas A&M	61
2.	<b>Rocco Peppi*, Arkansas</b>	<b>55</b>
3.	Cole Hage*, Kentucky	52
4.	Noah Sullivan*, Mississippi State	47
5.	Josh Pearson, LSU	44
6.	Cade Kurland, Florida	42
7.	Ethan Petry, South Carolina	39
	Garrett Staton*, Alabama	39
9.	Daniel Dickinson*, LSU	38
10.	Brennen Norton*, Alabama	37
	Devin Burkes, Kentucky	37

## Wins

1.	Ruger Riojas*, Texas	22
2.	Chase Hungate*, Mississippi State	18
3.	<b>Will McEntire, Arkansas</b>	<b>17</b>
4.	Noah Sullivan*, Mississippi State	15
	Zac Cowan*, LSU	15
	Jared Spencer*, Texas	15
7.	Jacob Mayers*, LSU	14
	Nate Snead*, Tennessee	14
	Kolten Smith, Georgia	14
	<b>Zach Root*, Arkansas</b>	<b>14</b>

## Appearances

1.	Chase Hungate*, Mississippi State	81
2.	Brad Rudis, Texas A&M	81
3.	<b>Will McEntire, Arkansas</b>	<b>75</b>
4.	Jackson Nove, Kentucky	73
5.	Matthew Becker, South Carolina	72
6.	John Armstrong, Auburn	71
7.	Jared Spencer*, Texas	68
8.	Evan Byers, Kentucky	67
9.	Robert Hogan, Kentucky	65
	Carson Myers*, Auburn	65
	Nate Snead*, Tennessee	65

## Saves

1.	Carson Ozmer*, Alabama	20
2.	Connor Spencer*, Ole Miss	13
3.	Alton Davis II, Georgia	12
	Nate Snead*, Tennessee	12
5.	Simon Gregersen*, Kentucky	10
6.	Jared Spencer*, Texas	9
	Cole Hentschel*, Kentucky	9
8.	<b>Will McEntire, Arkansas</b>	<b>8</b>
9.	Chandler Dorsey*, LSU	7
	<b>Landon Beidelschies*, Arkansas</b>	<b>7</b>
	Ruger Riojas*, Texas	7
	<b>Gage Wood, Arkansas</b>	<b>7</b>
	Gavin Guidry, LSU	7
	Tanner Franklin*, Tennessee	7

## Innings Pitched

1.	Nic McCay*, Kentucky	261.1
2.	<b>Will McEntire, Arkansas</b>	<b>212.2</b>
3.	Ryan Prager, Texas A&M	209.2
4.	Zac Cowan*, LSU	189.1
5.	Grant Stevens*, Oklahoma	188.1
6.	Karson Ligon*, Mississippi State	183.0
7.	Matthew Becker, South Carolina	181.0
8.	Justin Lamkin, Texas A&M	177.2
9.	Jared Spencer*, Texas	172.0
10.	<b>Zach Root*, Arkansas</b>	<b>171.2</b>
--		
	<b>Landon Beidelschies*, Arkansas</b>	<b>155.1</b>

## Strikeouts

1.	Nic McCay*, Kentucky	286
2.	Matthew Becker, South Carolina	250
3.	Liam Doyle*, Tennessee	236
4.	Ryan Prager, Texas A&M	227
5.	Jacob Mayers*, LSU	224
6.	<b>Will McEntire, Arkansas</b>	<b>220</b>
7.	Zac Cowan*, LSU	220
8.	Justin Lamkin, Texas A&M	219
9.	Jared Spencer*, Texas	214
10.	<b>Zach Root*, Arkansas</b>	<b>197</b>
--		
	<b>Landon Beidelschies*, Arkansas</b>	<b>178</b>

\* - Indicates stats from a previous non-SEC school are included



## GENERAL INFORMATION

Location.....	Fayetteville, Ark.
Founded.....	1871
Enrollment.....	33,600
Nickname.....	Razorbacks
School Colors.....	Cardinal (PMS 201) and White
Conference.....	Southeastern (SEC)
System President.....	Dr. Donald R. Bobbitt (Arkansas, 1980)
Chancellor.....	Dr. Charles Robinson (Houston, 1987)
Athletics Director.....	Hunter Yurachek (Guilford, 1990)
Faculty Athletic Rep.....	Paul Adams (LSU, 1992)
Athletics Website.....	ArkansasRazorbacks.com
Athletic Department Phone.....	(479) 575-6533
Ticket Office Phone.....	(479) 575-5151

## BAUM-WALKER STADIUM

Home Facility.....	Baum-Walker Stadium at George Cole Field
Capacity.....	11,121 (8,237 Chairbacks)
Largest Crowd (actual).....	12,167 vs. Missouri State (June 6, 2015)
Stadium Opening.....	April 13, 1996
Dedication.....	May 3, 1996
Field Dimensions.....	LL - 320, LC - 375, CF - 400, RC - 365, RL - 312
Surface.....	Grass

## COACHES & SUPPORT STAFF

Head Coach.....	Dave Van Horn (Arkansas, 1988)
Record at Arkansas.....	916-462 (23 seasons, .665)
Overall Division I Record.....	1,236-619 (31 seasons, .666)
Overall as a Head Coach.....	1,501-702 (37 seasons, .681)
DI Postseason Appearances (Total/at Arkansas).....	24/20
College World Series Appearances (Total/at Arkansas).....	9/7
(Neb: 2001, 2002; Ark: 2004, 2009, 2012, 2015, 2018, 2019, 2022)	
Assistant Coach/Recruiting Coordinator.....	Nate Thompson (Dallas Baptist, 2006)
Assistant Coach.....	Matt Hobbs (Missouri, 2002)
Assistant Coach.....	Bobby Wernes (Arkansas, 2018)
Student Assistant Coach.....	Hudson Polk (Arkansas, 2024)
Director of Operations.....	Clay Goodwin (Arkansas, 2005)
Director of Strength & Conditioning.....	Hunter Bell (Arkansas-Monticello, 2018)
Director of Pitching Development.....	Zach Barr (Arkansas, 2017)
Director of Baseball Analytics.....	DJ Baxendale (Arkansas, 2019)
Athletic Trainer.....	Corey Wood (East Carolina, 2008)
Equipment Manager.....	Mark Taylor (Ouachita Baptist, 1988)
Strength & Conditioning Assistant.....	MJ Munoz (Aurora, 2022)
Strength & Conditioning Intern.....	Alden Arrington
Graduate Manager.....	John McElroy, Matthew Schluterman
Student Managers.....	Anthony Sanchez, Crew Tidwell, Trip Wright
Bullpen Catchers.....	Ryan Cleinmark, Hayden Schnitker
Sports Information Director.....	Oliver Grigg (Tulane, 2017)
Academics Director.....	Jonathan Burgess (Central Arkansas, 2015)
Sports Nutritionist.....	Ben Tarnowski (North Dakota, 2021)
Sport Administrator.....	Kevin Trainor (Arkansas, 1994)
Administrative Assistant.....	Kelly Moore (Arkansas, 2004)

## HISTORY

First Year of Arkansas Baseball.....	1897
Years of Varsity Baseball at Arkansas.....	103
(1897, 1901-03, 05, 08-16, 19-20, 22-29, 47-2025)	
All-Time Program Record.....	2,469-1,481-6 (.625)
All-Time Conference Record/Years.....	SEC: 509-436 (.539)/33
SWC: 249-190 (.567)/23	
Combined: 758-626 (.548)/56	
Conference Titles/Years.....	SEC Overall: 4/1999, 2004, 2021, 2023
SEC Western Division: 9/1999, 2004, 2007, 2011, 2018, 2019, 2021, 2023, 2024	
SWC: 2/1989, 1990	
Conference Tournament Record/Years.....	SEC: 40-47 (.460)/28
SWC: 18-25 (.419)/14	
Combined: 58-72 (.446)/42	
Conference Tournament Titles/Years.....	SEC: 1/2021
SWC: 1/1985	
NCAA Postseason Appearances.....	35
(1973, 79-80, 83, 85-90, 95-96, 98-99, 2002-15, 2017-19, 2021-24)	
NCAA Postseason Record.....	103-79 (.566)
College World Series Appearances.....	11
(1979, 1985, 1987, 1989, 2004, 2009, 2012, 2015, 2018, 2019, 2022)	
College World Series Record.....	18-22 (.450)
NCAA Super Regional Appearances.....	10
(2002, 2004, 2009, 2010, 2012, 2015, 2018, 2019, 2021, 2022)	
NCAA Super Regional Record.....	16-10 (.615)
NCAA Regional Appearances.....	34
NCAA Regional Record.....	69-47 (.595)
Overall NCAA Regional Hosts.....	11 (1999, 2004, 2006-07, 2010, 2017-19, 2021, 2023-24)
Best NCAA Finish.....	1979 and 2018 National Runner-Up

## TEAM INFORMATION

2024 Overall Record.....	44-16
Home.....	34-5
Away.....	7-8
Neutral.....	3-3
SEC Record.....	20-10
SEC Finish.....	1st West
SEC Tournament.....	T-7th
Postseason.....	NCAA Regional
Lettermen Returning/Lost.....	15/17
Position Starters (including DH) Returning/Lost.....	3/6
Pitchers Returning/Lost.....	10/6
Newcomers/Redshirts.....	26/1

## TOP RETURNING POSITION PLAYERS

Wehiwa Aloy	INF	Jr.	.270/.355/.485, 45 R, 9 2B, 14 HR, 56 RBI, 7 SB
Kendall Diggs	OF	Sr.	.229/.346/.395, 35 R, 11 2B, 1 3B, 7 HR, 34 RBI, 4 SB
Ryder Helfrick	C	So.	.179/.320/.321, 18 R, 3 2B, 3 HR, 8 RBI, 1 SB
Nolan Souza	INF	So.	.255/.366/.509, 21 R, 7 2B, 7 HR, 28 RBI, 3 SB

## TOP RETURNING PITCHERS

Colin Fisher	LHP	So.	6-1, 2.67 ERA, 27.0 IP, 27 SO, 1.30 WHIP
Christian Foutch	RHP	Jr.	1-0, 0.81 ERA, 22.1 IP, 20 SO, 1 SV, 1.43 WHIP
Gabe Gaeckle	RHP	So.	3-3, 2.32 ERA, 42.2 IP, 57 SO, 7 SV, 1.10 WHIP
Will McEntire	RHP	R-Sr.	5-0, 4.83 ERA, 54.0 IP, 65 SO, 4 SV, 1.37 WHIP
Gage Wood	RHP	Jr.	3-2, 4.46 ERA, 40.1 IP, 56 SO, 2 SV, 1.36 WHIP

## TOP NEWCOMERS

Kuhio Aloy	INF/OF	So.	Wailuku, Hawai'i (BYU)
Landon Beidelschies	LHP	Jr.	Canfield, Ohio (Ohio State)
Brenton Clark	OF	Fr.	Texarkana, Texas (Pleasant Grove HS)
Charles Davalan	OF	Jr.	Montreal, Quebec, Canada (FGCU)
Cole Gibler	LHP	Fr.	Blue Springs, Mo. (Blue Springs HS)
Brent Iredale	INF	Jr.	Sydney, New South Wales, Australia (New Mexico JC)
Aiden Jimenez	RHP	R-So.	Elk Grove, Calif. (Oregon State)
Cam Kozeal	INF	So.	Omaha, Neb. (Vanderbilt)
Logan Maxwell	OF	Sr.	Lima, Ohio (TCU)
Rocco Peppi	INF/OF	R-Sr.	Huntington Beach, Calif. (Fresno State)
Zach Root	LHP	Jr.	Fort Myers, Fla. (East Carolina)
Justin Thomas Jr.	OF	Jr.	Savannah, Ga. (Florida SouthWestern State)
Carson Wiggins	RHP	Fr.	Roland, Okla. (Roland HS)



Arkansas right-hander **Gabe Gaeckle** entered 2025 as a consensus preseason All-American and as Baseball America's preseason SEC Pitcher of the Year after his stellar freshman campaign.



## Baseball America

April 14

1. Texas
2. Tennessee
3. Georgia
- 4. Arkansas**
5. North Carolina
6. Clemson
7. Auburn
8. LSU
9. Oregon State
10. Florida State
11. Ole Miss
12. Oklahoma
13. Georgia Tech
14. UCLA
15. TCU
16. UC Irvine
17. Louisville
18. Troy
19. Vanderbilt
20. Western Kentucky
21. Alabama
22. West Virginia
23. Arizona
24. Coastal Carolina
25. Oregon

## D1Baseball

April 14

1. Texas
- 2. Arkansas**
3. Clemson
4. Tennessee
5. Georgia
6. Oregon State
7. Florida State
8. Auburn
9. LSU
10. UCLA
11. Ole Miss
12. North Carolina
13. UC Irvine
14. Georgia Tech
15. Alabama
16. Oregon
17. Louisville
18. Oklahoma
19. Vanderbilt
20. Troy
21. Coastal Carolina
22. Arizona
23. Southern Miss
24. West Virginia
25. TCU

## Perfect Game

April 14

1. Texas
2. Clemson
3. Georgia
- 4. Arkansas**
5. Tennessee
6. Auburn
7. Oregon State
8. Florida State
9. UCLA
10. LSU
11. West Virginia
12. Ole Miss
13. Georgia Tech
14. UC Irvine
15. North Carolina
16. TCU
17. Oregon
18. Coastal Carolina
19. Arizona
20. Alabama
21. Oklahoma
22. Troy
23. Western Kentucky
24. Wake Forest
25. Cal Poly

## USA Today Coaches

April 14

1. Texas
- 2. Arkansas**
3. Tennessee
4. Clemson
5. Georgia
6. Oregon State
7. LSU
8. Florida State
9. Auburn
10. North Carolina
11. Ole Miss
12. UCLA
13. Georgia Tech
14. UC Irvine
15. Alabama
16. Oklahoma
17. Vanderbilt
18. Oregon
19. Louisville
20. West Virginia
21. Coastal Carolina
22. Arizona
23. Troy
24. TCU
25. Western Kentucky

## NCBWA

April 14

1. Texas
2. Clemson
3. Tennessee
- 4. Arkansas**
5. Georgia
6. Oregon State
7. Florida State
8. LSU
9. Auburn
10. North Carolina
11. UCLA
12. Ole Miss
13. UC Irvine
14. Georgia Tech
15. Alabama
16. Oklahoma
17. Oregon
18. West Virginia
19. Vanderbilt
20. Coastal Carolina
21. Louisville
22. Troy
23. Arizona
24. TCU
25. Western Kentucky

## ARKANSAS IN THE POLLS

	BA	D1Baseball	Perfect Game	USA Today	NCBWA
Preseason .....	4	5	13	5	5
Feb. 17.....	4	5	12	5	4
Feb. 24.....	4	4	11	4	4
March 3.....	3	3	10	3	6
March 10 .....	3	3	8	3	5
March 17 .....	3	3	7	3	3
March 24.....	2	2	4	2	1
March 31.....	2	2	3	2	2
April 7.....	1	1	1	1	1
April 14 .....	4	2	4	2	4
April 21.....					
April 28 .....					
May 5.....					
May 12.....					
May 19.....					
May 26.....					
June 3 .....					
<b>Final</b> .....	--	--	--	--	--

BA - Baseball America

D1 - D1Baseball

PG - Perfect Game

USA Today - USA Today Coaches Poll

NCBWA - National Collegiate Baseball Writers Association





||| HEAD COACH DAVE VAN HORN

DAVE  
VAN HORN

# COACH

## OF THE YEAR

2004 • 2021 • 2023



**PERSONAL**

Born: Sept. 17, 1960  
 Hometown: Kansas City, Mo.  
 Alma Mater: Arkansas (1988)  
 Masters of Science: East Texas State (1992)  
 Wife: Karen  
 Children: Hollan, Mariel  
 Named Head Coach at Arkansas: June 21, 2002

**PLAYING HISTORY**

1982-84 Atlanta Braves Organization  
 1982 Arkansas  
 1980-81 McLennan Community College

**MLB DRAFT HISTORY**

1982 MLB Draft: 10th Round (Atlanta Braves)  
 1981 MLB Draft: 10th Round (Chicago White Sox)

**COACHING HONORS**

2023 SEC Coach of the Year  
 2021 SEC Coach of the Year  
 2004 SEC Coach of the Year  
 2001 Baseball America National Coach of the Year  
 2001 BIG 12 Coach of the Year  
 2001 ABCA Midwest Region Coach of the Year  
 2000 ABCA Midwest Region Coach of the Year  
 1997 Southland Coach of the Year  
 1995 Southland Coach of the Year  
 1994 NCAA Division II Coach of the Year  
 1994 ABCA Central Region Coach of the Year

**HALL OF FAME**

2024 University of Arkansas Sports Hall of Honor  
 2019 Arkansas Sports Hall of Fame  
 2013 Winnetonka High School Hall of Fame  
 2012 Ban Johnson League Hall of Fame  
 2001 Central Missouri State Hall of Fame

**VAN HORN'S CAREER NUMBERS**

Year	School	Record	Pct.	Conf.	Place	Conf. Tourn.	NCAA
1989	Texarkana CC	39-18	.684	N/A	N/A	N/A	--
1990	Texarkana CC	44-14	.759	N/A	N/A	N/A	--
1991	Texarkana CC	45-12	.789	N/A	N/A	N/A	--
1992	Texarkana CC	48-10	.827	N/A	1st	N/A	--
1993	Texarkana CC	38-18	.678	N/A	N/A	N/A	--
	<i>Total</i>	<i>214-72</i>	<i>.748</i>	--	--	--	--
1994	Central Missouri St.	51-11	.823	15-1	1st (Div.)	1st (4-1)	NCAA DII Champs
	<i>Total</i>	<i>51-11</i>	<i>.823</i>	<i>15-1</i>	--	<i>1 (4-1)</i>	--
1995	Northwestern St.	37-15	.711	19-5	1st	DNP (0-2)	--
1996	Northwestern St.	34-27	.557	14-16	2nd (Div.)	2nd (3-2)	--
1997	Northwestern St.	35-23	.603	19-9	1st	DNP (0-2)	--
	<i>Total</i>	<i>106-65</i>	<i>.620</i>	<i>52-30</i>	--	<i>3 (3-6)</i>	--
1998	Nebraska	24-20	.545	10-13	7th	DNQ	DNQ
1999	Nebraska	42-18	.700	16-9	5th	1st (4-0)	NCAA (1-2)
2000	Nebraska	51-17	.750	21-9	2nd	1st (5-1)	NCAA (4-2)
2001	Nebraska	50-16	.758	20-8	1st	1st (4-0)	CWS (5-2)
2002	Nebraska	47-21	.691	16-11	2nd	2nd (3-1)	CWS (5-3)
	<i>Total</i>	<i>214-92</i>	<i>.699</i>	<i>67-39</i>	--	<i>4 (16-2)</i>	<i>4 (15-9)</i>
2003	Arkansas	35-22	.612	14-16	6th West	T-7th (0-2)	NCAA (1-2)
2004	Arkansas	45-24	.652	19-11	T-1st Overall	4th (2-2)	CWS (6-3)
2005	Arkansas	39-22	.636	13-17	T-5th West	T-7th (0-2)	NCAA (2-2)
2006	Arkansas	39-21	.650	18-12	2nd West	T-7th (0-2)	NCAA (1-2)
2007	Arkansas	43-21	.672	18-12	1st West	2nd (3-1)	NCAA (2-2)
2008	Arkansas	34-24	.586	14-15	4th West	DNQ	NCAA (0-2)
2009	Arkansas	41-24	.631	14-15	4th West	4th (2-2)	CWS (7-2)
2010	Arkansas	43-21	.672	18-12	2nd West	T-7th (0-2)	NCAA (3-3)
2011	Arkansas	40-22	.645	15-15	1st West	T-3rd (2-2)	NCAA (2-2)
2012	Arkansas	46-22	.676	16-14	T-2nd West	T-9th (0-2)	CWS (7-3)
2013	Arkansas	39-22	.639	18-11	2nd West	T-3rd (2-1)	NCAA (2-2)
2014	Arkansas	40-25	.615	16-14	4th West	T-3rd (3-2)	NCAA (2-2)
2015	Arkansas	40-25	.615	17-12	3rd West	T-5th (2-2)	CWS (5-3)
2016	Arkansas	26-29	.473	7-23	7th West	DNQ	DNQ
2017	Arkansas	45-19	.703	18-11	2nd West	2nd (3-2)	NCAA (3-2)
2018	Arkansas	48-21	.696	18-12	T-1st West	T-3rd (2-1)	CWS Runner-Up (9-3)
2019	Arkansas	46-20	.697	20-10	T-1st West	T-5th (1-2)	CWS (5-3)
2020	Arkansas	11-5	.688	0-0	--	--	--
2021	Arkansas	50-13	.794	22-8	1st Overall	1st (4-0)	NCAA (4-3)
2022	Arkansas	46-21	.687	18-12	2nd West	T-7th (0-2)	CWS (8-3)
2023	Arkansas	43-18	.705	20-10	T-1st Overall	T-3rd (2-1)	NCAA (2-2)
2024	Arkansas	44-16	.733	20-10	1st West	T-7th (0-2)	NCAA (1-2)
2025	Arkansas	33-5	.868	12-3	--	--	--
	<i>Total</i>	<i>916-462</i>	<i>.665</i>	<i>365-275</i>	--	<i>19 (28-32)</i>	<i>20 (72-48)</i>
	<i>Career Totals</i>	<i>1,501-702</i>	<i>.681</i>	<i>499-345</i>	--	<i>51-41 (.554)</i>	<i>87-57 (.604)</i>

Dave Van Horn, the three-time SEC Coach of the Year, has elevated Arkansas into one of the nation's premier college baseball programs ever since returning to his alma mater to take over for legendary head baseball coach Norm DeBriyn.

In his 23rd season as head coach in 2025, Van Horn, the second-winningest coach in Arkansas baseball history, has led the Razorbacks to seven College World Series appearances, including a runner-up finish (2018) and four top five finishes (2009, 2012, 2018, 2022), 20 NCAA Tournament berths, three SEC overall titles, eight SEC Western Division championships, one SEC Tournament title and 916 overall wins, including 365 SEC victories.

Van Horn, whose 1,501 career wins are second most among all active Division I head coaches, is one of only five head coaches in college baseball history with 300 or more SEC wins in their career. He is also just the fourth coach in college baseball history, and only the third active coach, to win 900 games at an SEC program, joining Mississippi State Ron Polk, Vanderbilt's Tim Corbin and Ole Miss' Mike Bianco.

Year in and year out, Van Horn, the 23rd coach in NCAA history to win 1,200 games at the Division I level, has produced nationally competitive teams and developed elite-level student-athletes on and off the field, including two Golden Spikes Award and Dick Howser Trophy winners in outfielder Andrew Benintendi (2015) and pitcher Kevin Kopps (2021), as well as countless All-Americans, all-SEC performers and professional baseball players.

Under Van Horn's guidance, the Razorbacks boast 35 All-America honorees, 52 All-SEC selections and 144 Major League Baseball draft picks – and counting.


**HOGS VS. 2025 OPPONENTS UNDER DVH**

	W-L	Home	Away	Neutral
Arkansas State	5-0	5-0	0-0	0-0
Charlotte	5-2	4-0	0-1	1-1
Florida	31-24	15-6	10-14	6-4
Georgia	25-22	14-7	10-13	1-2
Grambling	13-0	10-0	0-0	3-0
Kansas State	4-4	3-1	0-2	1-1
Little Rock	5-2	5-2	0-0	0-0
LSU	30-44	17-16	11-19	2-9
Michigan	2-0	0-0	0-0	2-0
Missouri	20-4	13-2	7-2	0-0
Missouri State	21-12	13-9	8-3	0-0
Ole Miss	39-44	17-19	15-18	7-7
Oral Roberts	19-6	13-3	5-3	1-0
Portland	3-0	3-0	0-0	0-0
South Carolina	35-24	17-10	14-10	4-4
Texas	8-5	2-0	2-3	4-2
Texas A&M	23-17	13-5	8-11	2-1
TCU	5-3	2-2	0-0	3-1
Tennessee	30-14	15-5	12-8	3-1
UAPB	7-0	6-0	0-0	1-0
UCA	5-0	4-0	0-0	1-0
ULM	8-1	7-1	0-0	1-0
Vanderbilt	25-26	13-10	11-12	1-4
Washington State	10-1	9-1	0-0	1-0


# A ||| THE ARKANSAS RAZORBACKS



**ROCCO PEPPi**  
R-Sr. • 5-10 • 195 • R/R  
INF/OF • Huntington Beach, Calif.




**NOLAN SOUZA**  
So. • 6-3 • 215 • L/R  
INF • Honolulu, Hawai'i



**JUSTIN THOMAS JR.**  
Jr. • 5-11 • 195 • R/R  
OF • Savannah, Ga.



**KENDALL DIGGS**  
Sr. • 6-0 • 210 • L/R  
OF • Olathe, Kan.



**GABE FRASER**  
Fr. • 6-2 • 190 • L/R  
INF • Huntington Beach, Calif.



**CAM KOZEAL**  
So. • 5-10 • 200 • L/R  
INF • Omaha, Neb.



**WEHIWA ALOY**  
Jr. • 6-2 • 200 • R/R  
INF • Wailuku, Hawai'i




**BRENT IREDALE**  
Jr. • 6-3 • 200 • R/R  
INF • Sydney, Australia



**ELLIOTT PETERSON**  
Jr. • 6-0 • 190 • R/R  
C • Omaha, Neb.




**STEELE EAVES**  
Fr. • 6-0 • 210 • R/R  
RHP • Lonoke, Ark.



**GAGE WOOD**  
Jr. • 6-0 • 205 • R/R  
RHP • Batesville, Ark.




**AIDEN JIMENEZ**  
R-So. • 6-3 • 215 • R/R  
RHP • Elk Grove, Calif.



**ZANE BECKER**  
Fr. • 5-11 • 200 • R/R  
C • Flower Mound, Texas



**REESE ROBINETT**  
R-So. • 6-3 • 220 • L/R  
INF • Kennett, Mo.



**CARSON WILLIS**  
Fr. • 5-11 • 195 • R/R  
C • Rogers, Ark.




**GABE GAECKLE**  
So. • 6-0 • 190 • R/R  
RHP • Aptos, Calif.



**BRENTON CLARK**  
Fr. • 5-11 • 190 • L/R  
OF • Texarkana, Texas



**LOGAN MAXWELL**  
Sr. • 5-10 • 195 • L/L  
OF • Lima, Ohio



**CHARLES DAVALAN**  
So. • 5-9 • 190 • L/R  
OF • Montreal, Canada



**KUHIO ALOY**  
So. • 6-1 • 205 • R/R  
INF/OF • Wailuku, Hawai'i




**TATE MCGUIRE**  
So. • 6-3 • 215 • R/R  
RHP • Liberty, Mo.



**RYDER HELFRICK**  
So. • 6-1 • 205 • R/R  
C • Discovery Bay, Calif.



**CARSON BOLES**  
Sr. • 5-11 • 190 • R/R  
OF • Lebanon, Tenn.



**COLE GIBLER**  
Fr. • 6-2 • 205 • L/L  
LHP • Blue Springs, Mo.




**DYLAN CARTER**  
R-Sr. • 6-2 • 220 • R/R  
RHP • Bentonville, Ark.




**HUNTER DIETZ**  
R-Fr. • 6-6 • 235 • R/L  
LHP • Trinity, Fla.



**ZACH ROOT**  
Jr. • 6-2 • 210 • L/L  
LHP • Fort Myers, Fla.




**LONDON BEIDELSCHIES**  
Jr. • 6-3 • 230 • L/L  
LHP • Canfield, Ohio



**PARKER COIL**  
Jr. • 6-3 • 185 • R/L  
LHP • Edmond, Okla.



**LUKE WILLIAMS**  
Fr. • 5-11 • 185 • L/L  
LHP • Owasso, Okla.



**COLIN FISHER**  
So. • 6-3 • 225 • L/L  
LHP • Noble, Okla.



**BEN BYBEE**  
Jr. • 6-6 • 230 • R/R  
RHP • Overland Park, Mo.




**WILL MCENTIRE**  
R-Sr. • 6-4 • 235 • L/R  
RHP • Bryant, Ark.




**MICHAEL ANDERSON**  
Jr. • 6-3 • 230 • R/R  
INF • Havertown, Pa.



**CARSON WIGGINS**  
Fr. • 6-5 • 215 • R/R  
RHP • Roland, Okla.



**LANCE DAVIS**  
Fr. • 6-4 • 200 • R/R  
RHP • Jonesboro, Ark.




**CHRISTIAN FOUTCH**  
Jr. • 6-3 • 240 • R/R  
RHP • Littleton, Colo.




**COOPER DOSSETT**  
Jr. • 6-0 • 200 • R/R  
RHP • Springdale, Ark.



**JACKSON FARRELL**  
Fr. • 6-1 • 215 • R/R  
LHP • Jenks, Okla.




**TAG ANDREWS**  
Fr. • 6-0 • 190 • R/R  
RHP • Maumelle, Ark.




**TYLER HOLLAND**  
Fr. • 6-1 • 190 • R/R  
INF/RHP • Mission Viejo, Calif.




**ROSS FELDER**  
Fr. • 6-2 • 185 • R/R  
RHP • Springdale, Ark.



**DAVE VAN HORN**  
Head Coach  
23rd Season



**NATE THOMPSON**  
Assistant Coach  
8th Season



**MATT HOBBS**  
Assistant Coach  
7th Season



**BOBBY WERNES**  
Assistant Coach  
5th Season



**HUDSON POLK**  
Student Assistant Coach  
1st Season



**CLAY GOODWIN**  
Director of Operations  
18th Season





No.	Player	Pos.	Yr.	Ht.	Wt.	B/T	Hometown / High School / Previous School
1	Rocco Peppi	INF/OF	R-Sr.	5-10	195	R/R	Huntington Beach, Calif. / Marina HS / Long Beach State / Fresno State
3	Nolan Souza	INF	So.	6-3	215	L/R	Honolulu, Hawai'i / Punahou School
4	Justin Thomas Jr.	OF	Jr.	5-11	195	R/R	Savannah, Ga. / Benedictine Military School / Georgia / Florida SouthWestern State
5	Kendall Diggs	OF	Sr.	6-0	210	L/R	Olathe, Kan. / Saint Thomas Aquinas HS
6	Gabe Fraser	INF	Fr.	6-2	190	L/R	Huntington Beach, Calif. / Orange Lutheran HS
8	Cam Kozeal	INF	So.	5-10	200	L/R	Omaha, Neb. / Millard South HS / Vanderbilt
9	Wehiwa Aloy	INF	Jr.	6-2	200	R/R	Wailuku, Hawai'i / H.P. Baldwin HS / Sacramento State
10	Brent Iredale	INF	Jr.	6-3	200	R/R	Sydney, New South Wales, Australia / The Hill Sports HS / New Mexico JC
12	Elliott Peterson	C	Jr.	6-0	190	R/R	Omaha, Neb. / Creighton Prep / Southeast CC
13	Steele Eaves	RHP	Fr.	6-0	210	R/R	Lonoke, Ark. / Lonoke HS
14	Gage Wood	RHP	Jr.	6-0	205	R/R	Batesville, Ark. / Batesville HS
16	Aiden Jimenez	RHP	R-So.	6-3	215	R/R	Elk Grove, Calif. / Elk Grove HS / Oregon State
17	Zane Becker	C	Fr.	5-11	200	R/R	Flower Mound, Texas / Flower Mound HS
18	Reese Robinett	INF	R-So.	6-3	220	L/R	Kennett, Mo. / Kennett HS
19	Carson Willis	C	Fr.	5-11	195	R/R	Rogers, Ark. / P27 Academy
20	Gabe Gaeckle	RHP	So.	6-0	190	R/R	Aptos, Calif. / Aptos HS
21	Brenton Clark	OF	Fr.	5-11	190	L/R	Texarkana, Texas / Pleasant Grove HS
22	Logan Maxwell	OF	Sr.	5-10	195	L/L	Lima, Ohio / Shawnee HS / TCU
24	Charles Davalan	OF	So.	5-9	190	L/R	Montreal, Quebec, Canada / TNXL Academy / FGCU
25	Kuhio Aloy	INF/OF	So.	6-1	205	R/R	Wailuku, Hawai'i / H.P. Baldwin HS / BYU
26	Tate McGuire	RHP	So.	6-3	215	R/R	Liberty, Mo. / Liberty North HS
27	Ryder Helfrick	C	So.	6-1	205	R/R	Discovery Bay, Calif. / Clayton Valley Charter HS
28	Carson Boles	OF	Sr.	5-11	190	R/R	Lebanon, Tenn. / Lebanon HS / Lincoln Memorial
29	Cole Gibler	LHP	Fr.	6-2	205	L/L	Blue Springs, Mo. / Blue Springs HS
31	Dylan Carter	RHP	R-Sr.	6-2	220	R/R	Bentonville, Ark. / Bentonville West HS / Crowder
32	Hunter Dietz	LHP	R-Fr.	6-6	235	R/L	Trinity, Fla. / Calvary Christian HS
33	Zach Root	LHP	Jr.	6-2	210	L/L	Fort Myers, Fla. / Fort Myers HS / East Carolina
35	Landon Beidelschies	LHP	Jr.	6-3	230	L/L	Canfield, Ohio / Canfield HS / Ohio State
36	Parker Coil	LHP	Jr.	6-3	185	R/L	Edmond, Okla. / Edmond Memorial HS
37	Luke Williams	LHP	Fr.	5-11	185	L/L	Owasso, Okla. / Owasso HS
38	Colin Fisher	LHP	So.	6-3	225	L/L	Noble, Okla. / Noble HS
40	Ben Bybee	RHP	Jr.	6-6	230	R/R	Overland Park, Kan. / Blue Valley Southwest HS
41	Will McEntire	RHP	R-Sr.	6-4	235	L/R	Bryant, Ark. / Bryant HS
42	Michael Anderson	INF	Jr.	6-3	230	R/R	Havertown, Pa. / Monsignor Bonner HS / Rhode Island
44	Carson Wiggins	RHP	Fr.	6-5	215	R/R	Roland, Okla. / Roland HS
45	Lance Davis	RHP	Fr.	6-4	200	R/R	Jonesboro, Ark. / Valley View HS
46	Christian Foutch	RHP	Jr.	6-3	240	R/R	Littleton, Colo. / Chatfield Senior HS
48	Cooper Dossett	RHP	Jr.	6-0	200	R/R	Springdale, Ark. / Har-Ber HS
49	Jackson Farrell	LHP	Fr.	6-1	215	L/L	Jenks, Okla. / Owasso HS
50	Tag Andrews	RHP	Fr.	6-0	190	R/R	Maumelle, Ark. / Maumelle HS
52	Tyler Holland	INF/RHP	Fr.	6-1	190	R/R	Mission Viejo, Calif. / Mission Viejo HS
57	Ross Felder	RHP	Fr.	6-2	185	R/R	Springdale, Ark. / Har-Ber HS

## Coaches & Support Staff

Head Coach:	2 Dave Van Horn, 23rd Season (Arkansas, 1988)
Assistant Coach:	30 Nate Thompson, 8th Season (Dallas Baptist, 2006)
Assistant Coach:	47 Matt Hobbs, 7th Season (Missouri, 2002)
Assistant Coach:	7 Bobby Wernes, 5th Season (Arkansas, 2016)
Student Assistant Coach:	15 Hudson Polk, 1st Season (Arkansas, 2024)
Director of Operations:	Clay Goodwin, 18th Season (Arkansas, 2005)
Director of Strength & Conditioning:	Hunter Bell, 3rd Season (Arkansas-Monticello, 2018)
Director of Pitching Development:	Zach Barr, 8th Season (Arkansas, 2017)
Director of Baseball Analytics:	DJ Baxendale, 6th Season (Arkansas, 2012)
Athletic Trainer:	Corey Wood, 14th Season (East Carolina, 2008)
Equipment Manager:	Mark Taylor, 34th Season (Ouachita Baptist, 1988)
Strength & Conditioning Assistant:	MJ Munoz, 2nd Season (Aurora, 2022)
Strength & Conditioning Intern:	Alden Arrington
Graduate Manager:	John McElroy (Arkansas, 2023), Matthew Schluterman (Arkansas, 2024)
Student Managers:	Anthony Sanchez, Crew Tidwell, Trip Wright
Bullpen Catchers:	Ryan Cleinmark, Hayden Schnitker
Communications Director:	Oliver Grigg, 5th Season (Tulane, 2017)
Academics Director:	Jonathan Burgess, 4th Season (Central Arkansas, 2015)
Sports Nutritionist:	Ben Tarnowski, 2nd Season (North Dakota, 2021)
Sport Administrator:	Kevin Trainor, 15th Season (Arkansas, 1994)
Administrative Assistant:	Kelly Moore, 22nd Season (Arkansas, 2004)

## Pronunciation Guide

<b>Kuhio Aloy</b> .....	koo-hee-oh ah-loy
<b>Wehiwa Aloy</b> .....	veh-hee-vuh ah-loy
Landon <b>Beidelschies</b> .....	bi-dull-shees
Charles <b>Davalan</b> .....	dah-vuh-lawn
Hunter <b>Dietz</b> .....	deets
Cooper <b>Dossett</b> .....	dah-sit
Gabe <b>Gaeckle</b> .....	gack-uhl
Brent <b>Iredale</b> .....	eye-err-dale
Cam <b>Kozeal</b> .....	koe-zhull
Nolan <b>Souza</b> .....	sue-zuh
Bobby <b>Wernes</b> .....	wer-niss





## THE STARTERS

**#27 RYDER HELFRICK** **C** **SO.** **.313/.426/.636**

Has played in 34 games with 30 starts at catcher ... Slashing .313/.426/.636 with eight home runs and 22 RBI ... Team leader in triples (2) ... Recorded his first career multi-home run game against South Carolina (March 23) and his second at #7 Georgia (April 13) ... As a freshman in 2024, played in 31 games with 26 starts (15 at catcher, 11 as designated hitter) ... Slashed .179/.320/.321 with three homers and eight RBI ... Scored 18 runs ... Totaled 15 hits, including three doubles ... Drew 14 walks ... Season-long seven-game hitting streak and 12-game reached base streak ... Defensively, posted a .994 fielding percentage with one error in 167 total chances ... Threw out 5-of-11 base stealers (45.5%) ... In SEC play, slashed .250/.318/.450 with two homers and four RBI in 14 games with 12 starts.

**#8 CAM KOZEAL** **1B** **SO.** **.397/.443/.683**

Has played in 31 games with 29 starts (25 at first base, four at second base) ... Slashing a team-best .397/.443/.683 with 12 doubles, eight homers and 42 RBI ... In the series at #14 Vanderbilt (March 28-30), hit three homers and had eight RBI to single-handedly outscore his former school during the weekend ... Recorded his first career multi-home game and had five RBI in the series opener at #14 Vanderbilt (March 28) ... Named SEC Player of the Week after powering Arkansas to a weekend series sweep against Missouri by leading the conference in hits (9), doubles (3), RBI (13), total bases (18), on-base percentage (.706) and slugging percentage (1.385) ... Vanderbilt transfer ... Played in 43 games with 35 starts as a true freshman in 2024 ... Slashed .284/.349/.439 with five homers and 28 RBI ... 42 hits, including eight doubles ... In SEC play, slashed .261/.307/.449 with three homers and 11 RBI in 19 games ... Prior to Vanderbilt, attended Millard South High School in Omaha, Neb. ... 2023 Nebraska Gatorade Player of the Year.

**#3 NOLAN SOUZA** **2B** **SO.** **.250/.374/.427**

Suffered a season-ending injury at #7 Georgia (April 11) ... Prior to the injury, played in 32 games with 28 starts (all at second base) ... Slashed .250/.375/.427 with four home runs and 22 RBI ... Finished the season as the team leader in stolen bases (9-for-9) ... As a true freshman in 2024, earned Freshman All-SEC honors ... Played in 40 games with 31 starts (17 as designated hitter, eight at second base, six at third base) ... Slashed .255/.366/.509 with seven homers and 28 RBI ... 28 hits, including seven doubles ... Drew 18 walks ... 2-for-2 in stolen base attempts ... Recorded seven multi-hit games, including three three-hit games, and nine multi-RBI games ... Season-long six-game hitting streak and 11-game reached base streak ... Defensively, posted a perfect 1.000 fielding percentage in 25 total chances.

**#10 BRENT IREDALE** **3B** **JR.** **.297/.470/.610**

Has played in 38 games with 37 starts at third base ... Slashing .297/.470/.610 with 10 home runs and 46 RBI, second most on the Razorbacks ... Team leader in walks (30) and HBP (14) ... One of four Hogs in the DVH era to drive in nine RBI on Opening Weekend ... Tallied eight RBI against Portland (March 7), becoming the first Hog since 1999 with eight RBI in a game ... Recorded 11 total RBI in the series sweep of Portland (March 7-9), most by a Razorback in a three-game series in the DVH era ... Two multi-homer games: Washington State (Feb. 15) & Portland (March 7) ... Spent two seasons at New Mexico JC (2023-24) ... As a sophomore in 2024, was an NJCAA All-American ... First back-to-back WJCAC MVP in the conference's history after slashing a team-leading .441/.576/1.000 with a team-high 25 home runs and 78 RBI in 58 games ... Tallied a team-leading 83 hits, including 22 doubles and four triples ... Native of Sydney, Australia ... First native-born Australian student-athlete in Arkansas baseball history.

**#9 WEHIWA ALOY** **SS** **JR.** **.369/.457/.706**

Two-time SEC Player of the Week this season ... Has started all 38 games at shortstop ... Slashing .369/.457/.706 with a team-high 13 home runs and 43 RBI ... Team leader in extra-base hits (27) and total bases (113) ... Homered in the same inning as his younger brother, Kuhio, vs. Kansas State (Feb. 22) in the Amegy Bank College Baseball Series at Globe Life Field in Arlington, Texas, before connecting on back-to-back homers at #13 Ole Miss (March 15) ... Named SEC Player of the Week (Feb. 24) for first time in his career after powering the Razorback offense through its trip to Globe Life Field ... Hit two home runs, first multi-homer game of his career, against Portland (March 7) ... Named SEC Player of the Week (March 10) after powering Arkansas to double midweek sweep against ULM (March 4-5) and weekend series sweep against Portland (March 7-9) ... Hit a walk-off three-run homer in Arkansas' run-rule win against South Carolina (March 21) ... Homered in Arkansas' series-opening win at #7 Georgia (April 11) and in the series finale against the Bulldogs (April 13) to force extras ... All-SEC honoree as a sophomore in 2024 ... Started all 60 games at shortstop, the only Hog to start every game ... Slashed .270/.355/.485 with a team-leading 14 homers and 56 RBI ... 64 hits, including nine doubles ... 15 multi-hit games ... Tied for team lead in multi-RBI games with 11 ... Season-long hitting streak of 14 games ... Team-leading 31-game reached base streak ... Team leader in stolen bases (7-for-7) ... In SEC play, hit .258/.341/.492 with a team-leading eight homers and 21 RBI in 30 games.

**#4 JUSTIN THOMAS JR.** **LF** **JR.** **.262/.420/.452**

Has played in 35 games with 28 starts (24 in center field, four in left field) ... Slashing .262/.420/.452 with four home runs, 19 RBI and 21 walks ... Six multi-walk games on the season, including one three-walk game against Washington State (Feb. 17) ... Third on the team in stolen bases (4-for-7) ... Spent one season at Florida SouthWestern State (2024) ... As a sophomore in 2024, slashed .393/.514/.699 with 14 homers and 49 RBI in 58 games ... Team-leading 86 runs ... Had 86 hits, including 21 doubles and two triples ... Drew 44 walks ... 35-of-42 (83.3%) on stolen base attempts ... Began career at Georgia (2023), where he played in 25 games with eight starts as a true freshman.

**#24 CHARLES DAVALAN** **CF** **SO.** **.380/.470/.658**

Has played in 38 games with 37 starts (23 in left field, 14 in center field) ... Slashing .380/.470/.658 with 12 homers, second most on the team, and 42 RBI ... Team leader in hits (60) and runs scored (56) ... 23 walks to 12 strikeouts ... Hit his first homer of the season in the series opener against Charlotte (Feb. 28) ... Hit his first homer of SEC play at #13 Ole Miss (March 14) ... Go-ahead two-run homer in game two of the SEC Opening Weekend series at #13 Ole Miss (March 15) ... First career multi-homer game in the series finale at #14 Vanderbilt (March 30) ... FGCU transfer ... As a true freshman at FGCU in 2024, slashed .288/.413/.514 with 10 homers and 37 RBI in 56 games ... Scored a team-leading 66 runs ... Totaled 64 hits, including 16 doubles and two triples ... Drew 28 walks and was hit by 20 pitches ... 13-for-18 on stolen base attempts ... Team-leading five sacrifice hits ... Native of Montreal, Quebec, Canada.

**#22 LOGAN MAXWELL** **RF** **SR.** **.362/.481/.648**

Has played in 29 games with 29 starts (18 in right field, six in left field, five as designated hitter) ... Slashing .362/.481/.648 with a career-high nine home runs and 21 RBI ... Connected on his first homer of the season in the series opener against Charlotte (Feb. 28) ... Hit his second homer in as many days in the series-clinching win against Charlotte (March 10) ... Walk-off RBI single in the series finale against Charlotte (March 2) ... Homered in back-to-back games at #13 Ole Miss (March 14-15) ... TCU transfer ... As a junior in 2024, earned All-Big 12 honors ... Started all 46 games played in (23 in left field, 23 as designated hitter) ... Slashed .335/.447/.482 with three homers and 35 RBI ... 57 hits, including a team-leading 12 doubles and two triples ... Drew 30 walks ... 10-for-12 on stolen base attempts ... 14 multi-hit games and five multi-RBI performances ... Defensively, posted a perfect 1.000 fielding percentage in 33 total chances ... In Big 12 play, slashed .327/.443/.515 with six doubles, two triples, three home runs and 17 RBI.

**#25 KUHIO ALOY** **DH** **SO.** **.387/.476/.697**

Younger brother of INF Wehiwa Aloy ... Has played in 35 games with 34 starts (33 as designated hitter, one in right field) ... Slashing .387/.476/.697 with 11 doubles, 11 home runs and a team-leading 54 RBI ... In his Razorback debut against Washington State (Feb. 14), went 2-for-3 with a double, home run and three RBI ... Homered in the same inning as his brother, Wehiwa, vs. Kansas State (Feb. 21) in the Amegy Bank College Baseball Series at Globe Life Field in Arlington, Texas, before connecting on back-to-back homers at #13 Ole Miss (March 15) ... Hit a pinch-hit two-run double vs. #22 TCU (Feb. 22) in the Amegy Bank College Baseball Series at Globe Life Field in Arlington, Texas ... Career-high four hits against Grambling (Feb. 25) ... Career-high six RBI against ULM (March 4) ... Totaled 10 RBI in double midweek series against ULM (March 4-5) ... BYU transfer ... As a true freshman in 2024, earned Big 12 All-Freshman honors after slashing .269/.329/.447 with eight homers and 38 RBI in 52 games.

## THE BENCH

**#5 KENDALL DIGGS** **OF** **SR.**

Has played in 24 games with 15 starts (14 in right field, one in left field) ... Slashing .176/.276/.373 with two home runs and seven RBI ... As a junior in 2024, one of the Hogs' three team captains ... Played in 55 games with 54 starts (53 in right field, one as designated hitter) ... Slashed .229/.346/.395 with seven homers and 34 RBI through an injury-plagued year ... Scored 35 runs ... Totaled 47 hits, including 11 doubles and one triple ... Finished fourth on the Hogs in RBI (34) and fifth in runs scored (35) ... Drew 34 walks, good for third most on the team ... As a sophomore in 2023, earned All-SEC honors at designated hitter/utility after slashing .299/.436/.547 with 12 home runs and a team-high 63 RBI in 58 games ... Finished as the team leader in RBI (63) ... Scored 51 runs, tied for second most on the Hogs ... Racked up the team's second-most hits (60), including 12 doubles and 1 triple.

**#6 GABE FRASER** **INF** **FR.**

Has played in 19 games with seven starts (six at second base, one at third base) ... Made his first career start at second base vs. #22 TCU (Feb. 22) in the Amegy Bank College Baseball Series at Globe Life Field in Arlington, Texas ... Recorded his first career hit on a bunt single against Charlotte (March 2) ... Hit a grand slam for his first collegiate home run against Missouri State (March 25) ... Go-ahead RBI triple in Arkansas' series-opening win at #7 Georgia (April 11) ... Made his first SEC start at #7 Georgia (April 12) and logged two hits ... Attended Orange Lutheran High School in Orange, Calif. ... Ranked by Perfect Game as the No. 144 overall prospect and the No. 37 shortstop in the class of 2024 ... No. 19 overall prospect and No. 3 shortstop in California by Perfect Game ... Father, Joe, played for legendary head coach Augie Garrido at Cal State Fullerton and was a member of the national championship-winning 1995 Titans squad, the first No. 1 seed to win the College World Series, before being selected by the Minnesota Twins in the 27th round of the 1995 MLB Draft.

**#1 ROCCO PEPPI** **INF/OR** **R-SR.**

Has played in 13 games with 11 starts (10 at first base, one in right field) ... Fresno State transfer ... As a redshirt junior at Fresno State in 2024, played in 56 games with 53 starts ... Slashed .327/.392/.602 with a team-leading 14 homers and 56 RBI ... Totaled 69 hits, including 16 doubles ... Hit by a team-leading 20 pitches ... 6-of-9 on stolen base attempts ... Defensively, posted a perfect 1.000 fielding percentage in 61 total chances with four outfield assists ... In league play, slashed .304/.388/.626 with a team-leading 10 homers and 29 RBI in 29 games.

**#17 ZANE BECKER** **C** **FR.**

Has played in 18 games with eight starts at catcher ... 8-for-28 with three doubles, one home run, six RBI and a stolen base ... Made his first collegiate start against Washington State (Feb. 15), collecting a pair of doubles and driving in a run ... Hit his first collegiate home run against UAPB (April 15) ... Attended Flower Mound High School in Flower Mound, Texas ... Ranked by Perfect Game as the No. 386 overall prospect and the No. 41 catcher in the class of 2024 ... No. 34 overall prospect and No. 4 catcher in Texas by Perfect Game.

**#18 REESE ROBINETT** **INF** **R-SO.**

Has played in 11 games with one start at first base ... Drew a walk against Washington State (Feb. 17) ... Had three doubles, including the game-winning RBI double, against UAPB (April 15) ... Redshirted in 2024 ... As a true freshman in 2023, played in 14 games with five starts (three at first base, two at third base) ... Slashed .240/.269/.480 (6-for-25) with two homers and seven RBI ... Made his SEC debut as a pinch hitter at #1 LSU (March 24, 2023) and hit a three-run homer.

**#28 CARSON BOLES** **OF** **SR.**

Has played in 19 games with eight starts (four in left field, four in right field) ... Slashing .371/.532/.571 (13-for-35) with four doubles, one home run, 11 RBI and 12 walks ... Made his SEC debut as a pinch hitter at #13 Ole Miss (March 16) and collected a single ... Hit his first home run as a Razorback in the second game of the doubleheader against Missouri (April 6) ... Spent three seasons at Lincoln Memorial (2022-24) ... Named a unanimous first-team Division II All-American as a junior in 2024 after slashing .475/.572/.863 with 15 homers and 68 RBI ... Tallied a team-leading 87 hits, including 24 doubles and one triple ... Third in Division II in batting average (.475) and doubles (24).

**#42 MICHAEL ANDERSON** **INF** **JR.**

Has played in three games with two starts at first base ... Rhode Island transfer ... As a sophomore in 2024, was a team captain and played in 47 games with 45 starts ... Slashed .252/.411/.574 with 13 homers, second most on the team, and a team-high 41 RBI ... In 2023, earned Freshman All-America honors after starting all 52 games and slashing .316/.396/.555 with 10 homers and 43 RBI.

## ON THE MOUND

THURSDAY



## #33 LHP ZACH ROOT

JR.

5-1, 3.62 ERA, 49.2 IP, 17 BB, 67 SO

Last Start: April 11, at #7 Georgia, 5.2 IP, 5 H, 3 R, 3 ER, 3 BB, 7 SO

Nine starts on the mound this season ... Has recorded a team-leading three quality starts and one complete game ... Team leader in wins (5), innings pitched (49.2) and strikeouts (67) ... Limiting opposing hitters to a .211 batting average this season ... Made his Razorback debut on the mound in the second game of the Opening Day doubleheader against Washington State (Feb. 14), striking out eight over five innings of one-run ball to earn the win ... Matched his career high in strikeouts with a masterful outing vs. #22 TCU (Feb. 22) in the Amegy Bank College Baseball Series at Globe Life Field in Arlington, Texas, punching out a career high-tying 10 while allowing only two hits over five innings of one-run ball in his second start of the season ... Worked a season-long 5.1 innings in a start against Charlotte (March 1), allowing three runs while racking up eight strikeouts ... Carded his first quality start of the year against Portland (March 8), spinning six shutout innings with a career high-tying 10 strikeouts ... Made his first start in SEC play at #13 Ole Miss (March 14) ... In his second SEC start, twirled a seven-inning complete game against South Carolina (March 21), recording seven strikeouts while allowing two runs on six hits and a walk ... Became the first Razorback pitcher to throw a seven-inning complete game since Kacey Murphy did so against Florida on May 27, 2017, in the SEC Tournament ... Tossed a career-long 7.2 shutout innings on the road against #14 Vanderbilt (March 28) in his third SEC start, striking out seven in the Razorbacks' combined three-hit shutout to earn his fourth win and third quality start of the season ... Earned his first SEC Pitcher of the Week honor as a result of his strong performance on the mound at Vanderbilt ... Picked up his fifth win of the year in an SEC start against Missouri (April 5), tossing five innings of three-run ball with seven strikeouts ... Spun 5.2 innings of three-run ball with seven strikeouts in Arkansas' series-opening win at #7 Georgia (April 11) ... ECU transfer ... Made 13 appearances with 12 starts on the mound during his sophomore campaign in 2024 ... Posted a 6-2 record with a 3.56 ERA and 76 strikeouts in 68.1 innings ... Issued only 21 walks all year ... Limited opposing hitters to a .228 batting average ... Logged four quality starts on the year ... Earned a spot on the midseason watch list for the Golden Spikes Award ... One of his best starts came against #15 North Carolina (Feb. 24, 2024), throwing a season-best seven scoreless innings and striking out with seven ... Named the AAC Pitcher of the Week on Feb. 26 as a result of his performance against the Tar Heels ... Turned in another quality start against Cal State Fullerton (March 2, 2024), surrendering just one run over seven innings while striking out a career-high 10 batters against one walk ... As a true freshman in 2023, landed on the AAC All-Freshman Team after appearing in 20 games with 13 starts on the mound ... Went 3-3 record with a 5.33 ERA and 54 strikeouts in 53.2 innings ... Issued only 27 walks all year ... Limited opposing hitters to a .254 batting average.

## PITCHER BREAKDOWN

	W-L-S	ERA	IP	H	R	ER	BB	SO
Starters	17-2-0	4.48	162.2	141	85	81	56	203
Relievers	16-3-10	2.79	158.0	125	55	49	44	188

## THE HOG PEN

---- Season Totals ----

Pitcher	Last App.	IP	H	R	ER	BB	SO	HR	RI/S	RI/S	SV	Ret./IBF (BB)
Landon Beidelschies	TCU (2/22)	2.2	1	0	0	1	0	0	0/0	0/0	0	1/1 (0)
Ben Bybee	UGA (4/12)	3.1	5	2	2	0	5	1	0/0	0/0	0	3/7 (0)
Dylan Carter	UGA (4/13)	1.0	0	0	0	0	3	0	0/0	5/1	0	9/15 (0)
Parker Coil	SCH (3/23)	2.0	2	0	0	1	1	0	2/2	7/3	0	6/10 (0)
Steele Eaves	UAPB (4/15)	1.0	0	0	0	0	1	0	0/0	0/0	0	2/5 (0)
Colin Fisher	UAPB (4/15)	2.0	2	0	0	1	1	0	0/0	0/0	0	6/8 (0)
Christian Foutch	UGA (4/12)	1.2	0	0	0	1	5	0	1/0	2/0	3	6/10 (1)
Cole Gibler	UGA (4/13)	1.0	1	1	1	0	2	1	1/0	1/0	1	9/11 (0)
Aiden Jimenez	UGA (4/13)	2.2	1	1	1	0	2	0	0/0	10/1	1	9/12 (1)
Will McEntire	UAPB (4/15)	2.0	0	0	0	0	3	0	0/0	4/3	1	8/11 (0)
Tate McGuire	MOST (3/25)	1.2	1	1	1	1	1	1	3/1	9/3	1	6/8 (0)
Carson Wiggins	UGA (4/13)	2.0	1	1	0	0	4	0	0/0	1/0	3	10/11 (0)

## TEAM TOTALS

39/11 10 75/109 (2)

**Bullpen Notes:** Four of Arkansas' 10 saves this season are of the multi-inning variety ... Six different Razorback relief pitchers have recorded at least one save ... **RHP Carson Wiggins** (3) is tied for the team lead in saves, recording Arkansas' first save of the year and the first save of his career against Washington State (Feb. 15) ... Wiggins has also recorded saves against Charlotte (March 1) and Portland (March 9) ... With two more saves, Wiggins will become the sixth Arkansas freshman pitcher since 2003 to record five or more saves in a season, joining with RHP Gage Wood (5, 2023), RHP Brady Tygart (8, 2022), RHP Nolan Sanburn (8, 2011) and RHP DJ Baxendale (7, 2010) ... **RHP Christian Foutch** (3) is tied for the team lead in saves ... He secured Arkansas' first multi-inning save of the season vs. #22 TCU (Feb. 22) in the Amegy Bank College Baseball Series at Globe Life Field in Arlington, Texas ... Foutch has also recorded saves against Charlotte (Feb. 28) and Oral Roberts (March 18) ... **RHP Tate McGuire** (1) recorded a one-out save vs. Michigan (Feb. 23) in the Amegy Bank College Baseball Series at Globe Life Field in Arlington, Texas, notching his first career save in the process ... **RHP Aiden Jimenez** (1) struck out a career high-tying six and locked down a three-inning save, Arkansas' second multi-inning save of the season, at #13 Ole Miss (March 15) to log his first save of the season ... **RHP Will McEntire** (1) earned his first save of the season and eighth of his career against South Carolina (March 22), firing three shutout innings with a strikeout to record the Razorbacks' third multi-inning save of the year ... **LHP Cole Gibler** (1) recorded his first career save against Grambling (April 1) at CHI St. Vincent Field at Dickey-Stephens Park in North Little Rock, Ark., striking out five over two scoreless innings to log Arkansas' fourth multi-inning save this season.



**Parker Coil** is 2-0 with a team-leading 0.60 ERA and 15 strikeouts over 15.0 innings in relief this season. The left-hander has allowed only one earned run in 10 appearances.



**Aiden Jimenez** is 4-0 with a 1.50 ERA, 26 strikeouts and one save in a team-high 24.0 innings in relief this year. The Oregon State transfer is holding opposing batters to a .195 average.



**Carson Wiggins** is tied for the team lead in saves (3) this season. The hard-throwing true freshman has struck out 17 in 12.0 innings and is limiting opposing hitters to a .125 average.



## RECORD RUNDOWN

Overall.....	33-5
vs. top-5 teams.....	0-0
vs. top-10 teams.....	1-2
vs. top-25 teams.....	7-3
vs. unranked teams.....	26-2
At home.....	24-1
On the road.....	6-3
At neutral sites.....	3-1
In day games.....	23-3
In night games.....	10-2
In extra innings.....	2-2
In white uniforms.....	11-2
In cardinal uniforms.....	5-1
In cream uniforms.....	5-0
In grey uniforms.....	7-2
In pinstripe uniforms.....	5-0
vs. teams over .500.....	15-3
vs. teams .500 or worse.....	16-2
vs. right-handed starter.....	22-3
vs. left-handed starter.....	11-2
vs. both-handed starter.....	0-0
When starter receives decision.....	18-2
When reliever receives decision.....	15-3
When starter goes 5+ innings.....	18-2
When starter goes less than 5 innings.....	15-3
When scoring first.....	21-1
When scoring in 1st inning.....	13-1
When opponent scores first.....	12-4
When leading after 6 innings.....	28-1
When trailing after 6 innings.....	2-3
When tied after 6 innings.....	3-1
When leading after 7 innings.....	16-1
When trailing after 7 innings.....	1-4
When tied after 7 innings.....	4-0
When leading after 8 innings.....	17-1
When trailing after 8 innings.....	1-4
When tied after 8 innings.....	2-0
In one-run games.....	4-4
In two-run games.....	3-0
In five-run or more games.....	19-0
In run-rule games.....	11-0
Weekend series W-L-T.....	7-1-0
Weekend series sweeps/times swept.....	6/0
When scoring 10+ runs.....	19-1
Shutouts/times shut out.....	3/0
When opponent scores 5 runs or less.....	30-1
When opponent scores 6 runs or more.....	3-4
When collecting 0-3 hits.....	1-0
When collecting 4-6 hits.....	2-0
When collecting 7-9 hits.....	8-2
When collecting 10-12 hits.....	8-2
When collecting 13+ hits.....	14-1
When out-hitting opponent.....	26-1
When out-hit by opponent.....	5-3
When hits are equal.....	2-1
When hitting a home run.....	28-5
When opponent hits a home run.....	13-4
When errorless.....	22-2
When committing one error.....	5-2
When committing 2 errors.....	6-1
When committing 3+ errors.....	0-0
When opponent is errorless.....	8-2
vs. SEC opponents.....	12-3
vs. non-conference opponents.....	21-2
In midweek games.....	9-1
In rubber games.....	1-1
Game 1 of weekend series.....	7-1
Game 2 of weekend series.....	7-1
Game 3 of weekend series.....	7-1
Game 4 of weekend series.....	1-0
In February.....	8-1
In March.....	18-2
In April.....	7-2
In May.....	0-0
In June.....	0-0

## MULTI-HIT GAMES

Name	2	3	4	5+	Total
Wehiwa Aloy	13	5	2	-	20
Charles Davalan	11	5	2	-	18
Kuhio Aloy	11	4	2	-	17
Cam Kozeal	12	3	1	-	16
Logan Maxwell	9	3	-	-	12
Brent Iredale	8	2	-	-	10
Ryder Helfrick	5	2	-	-	7
Nolan Souza	4	1	-	-	5
Justin Thomas Jr.	4	-	-	-	4
Rocco Peppi	3	-	-	-	3
Carson Boles	2	-	-	-	2
Gabe Fraser	2	-	-	-	2
Zane Becker	1	-	-	-	1
Reese Robinett	1	-	-	-	1
<b>TEAM</b>	<b>85</b>	<b>26</b>	<b>7</b>	<b>0</b>	<b>118</b>

## CAREER MULTI-HIT GAMES

Name	'22	'23	'24	'25	Total
Wehiwa Aloy	-	30	15	20	65
Rocco Peppi	23	17	17	3	60
Charles Davalan	-	-	17	18	35
Logan Maxwell	3	6	14	12	35
Kuhio Aloy	-	-	12	17	29
Michael Anderson	-	18	9	-	28
Kendall Diggs	2	14	12	-	28
Cam Kozeal	-	-	12	16	28
Nolan Souza	-	-	7	5	12
Brent Iredale	-	-	-	10	10
Ryder Helfrick	-	-	-	7	7
Justin Thomas Jr.	-	-	-	4	4
Carson Boles	-	-	-	2	2
Gabe Fraser	-	-	-	2	2
Reese Robinett	-	1	-	1	2
Zane Becker	-	-	-	1	1

## MULTI-RBI GAMES

Name	2	3	4	5+	Total
Kuhio Aloy	6	6	2	1	15
Wehiwa Aloy	6	2	3	1	12
Charles Davalan	5	3	2	1	11
Brent Iredale	3	3	2	2	10
Cam Kozeal	4	3	-	3	10
Ryder Helfrick	4	2	-	-	6
Nolan Souza	3	3	-	-	6
Logan Maxwell	5	-	-	-	5
Justin Thomas Jr.	4	-	1	-	5
Carson Boles	2	2	-	-	4
Kendall Diggs	2	-	-	-	2
Rocco Peppi	1	-	1	-	2
Zane Becker	1	1	-	-	2
Gabe Fraser	-	-	1	-	1
<b>TEAM</b>	<b>46</b>	<b>25</b>	<b>12</b>	<b>8</b>	<b>91</b>

## HITTING STREAKS

Name	Longest	Current
Charles Davalan	17	3
Kuhio Aloy	12	1
Wehiwa Aloy	10	4
Logan Maxwell	9	1
Cam Kozeal	8	8
Ryder Helfrick	7	7
Justin Thomas Jr.	7	-
Carson Boles	6	1
Brent Iredale	5	-
Kendall Diggs	5	1
Nolan Souza	5	2
Rocco Peppi	4	4
Gabe Fraser	4	4
Zane Becker	2	1
Reese Robinett	1	1

## REACHED BASE STREAKS

Name	Longest	Current
Charles Davalan	32	32
Logan Maxwell	27	1
Brent Iredale	25	1
Wehiwa Aloy	16	4
Cam Kozeal	14	8
Ryder Helfrick	14	14
Justin Thomas Jr.	12	-
Kuhio Aloy	12	1
Kendall Diggs	11	1
Carson Boles	8	8
Nolan Souza	7	7
Gabe Fraser	5	5
Rocco Peppi	5	5
Zane Becker	4	2
Michael Anderson	1	-
Reese Robinett	1	1

## CAREER HOME RUNS

Name	Solo	2R	3R	GS	Total
Wehiwa Aloy	21	11	6	3	41
Rocco Peppi	13	8	2	2	25
Kendall Diggs	10	5	7	2	24
Michael Anderson	13	6	2	2	23
Charles Davalan	12	5	3	2	22
Kuhio Aloy	7	7	3	2	19
Logan Maxwell	8	6	-	-	14
Cam Kozeal	5	5	2	1	13
Ryder Helfrick	11	-	-	-	11
Nolan Souza	6	2	2	1	11
Brent Iredale	2	3	4	1	10
Justin Thomas Jr.	3	2	-	-	5
Reese Robinett	1	-	1	-	2
Zane Becker	-	1	-	-	1
Carson Boles	-	-	1	-	1
Gabe Fraser	-	-	-	1	1

## HOME RUN BREAKDOWN

Total.....	84
at Baum-Walker Stadium.....	58
on the Road.....	23
Neutral Site.....	3
vs. RHP.....	65
vs. LHP.....	19
w/ 0 Outs.....	28
w/ 1 Out.....	25
w/ 2 Outs.....	31
Solo.....	35
Two-Run.....	30
Three-Run.....	13
Grand Slam.....	6
Leadoff.....	14
Back-To-Back.....	5
Walk-Off.....	5
Pinch-Hit.....	0
Before 7th Inning.....	61
7th Inning and Beyond.....	23
Current Streak of Consecutive Games with HR.....	8
Longest Streak of Consecutive Games with HR.....	9
Opponent HR Total.....	30
Last HR Given Up.....	Solo
Current Streak of No HR Allowed.....	0
Longest Stretch without HR Allowed.....	5

## COMEBACKS

defined as any win when trailing after an inning

Date / Opponent	Score (Inn.)	Final
Feb. 22 / #22 TCU	0-1 (6)	W, 2-1
Feb. 28 / Charlotte	1-5 (3)	W, 11-10
March 15 / at #13 Ole Miss	1-2 (4)	W, 12-3
March 16 / at #13 Ole Miss	8-9 (8)	W, 12-9
March 30 / at #14 Vanderbilt	2-3 (7)	W, 7-3
April 8 / Arkansas State	1-2 (4)	W, 7-3
April 11 / at #7 Georgia	0-3 (3)	W, 13-3

## BLOWN LEADS

defined as any loss when leading after an inning

Date / Opponent	Score (Inn.)	Final
March 25 / Missouri State	13-8 (8)	L, 14-13 (10)

## TEAM GAME HIGHS

### Team Batting

At bats:	44	at #13 Ole Miss (March 16)
	44	vs. Missouri State (March 25)
	44	at #7 Georgia (April 13)
Runs scored:	21	vs. Missouri (April 5)
Hits:	18	vs. UAPB (April 15)
RBI:	20	vs. Missouri (April 5)
Doubles:	6	vs. Washington State (Feb. 14)
Triples:	1	(6 times)
Home runs:	5	vs. Portland (March 7)
	5	at #13 Ole Miss (March 15)
	5	vs. South Carolina (March 23)
Total bases:	33	vs. UAPB (April 15)
Walks:	14	vs. Missouri (April 5)
Strikeouts:	15	at #7 Georgia (April 13)
Sac hits:	2	vs. South Carolina (March 23)
	2	at #14 Vanderbilt (March 29)
Sac flies:	2	vs. Washington State (Feb. 14)
	2	vs. Grambling (Feb. 25)
	2	at #13 Ole Miss (March 15)
Stolen bases:	3	vs. Washington State (Feb. 14)
	3	vs. Arkansas State (April 8)
Hit by pitch:	4	vs. South Carolina (March 22)
	4	vs. Missouri (April 5)
Caught stealing:	2	vs. Charlotte (March 2)
	2	vs. Oral Roberts (March 19)
	2	vs. Arkansas State (April 8)
Runners LOB:	12	vs. Grambling (Feb. 25)
	12	vs. Oral Roberts (March 18)
	12	vs. Missouri (April 5)
Hit into DP:	3	vs. Oral Roberts (March 18)

### Fielding

Putouts:	35	at #7 Georgia (April 13)
Assists:	14	vs. Kansas State (Feb. 21 in Arlington, Texas)
	14	vs. South Carolina (March 23)
Errors:	2	(7 times)
Passed balls:	1	(5 times)
DPs turned:	3	vs. South Carolina (March 22)

### Pitching

Innings pitched:	11.2	at #7 Georgia (April 13)
Runs allowed:	14	vs. Missouri State (March 25)
Earned runs:	12	vs. Missouri State (March 25)
Walks allowed:	8	at #13 Ole Miss (March 16)
Strikeouts:	19	vs. Missouri State (March 25)
Hits allowed:	15	vs. Charlotte (Feb. 28)
Doubles allowed:	6	at #13 Ole Miss (March 14)
Triples allowed:	1	vs. Washington State (Feb. 15)
	1	vs. Charlotte (Feb. 28)
	1	vs. Portland (March 7)
Homers allowed:	4	at #13 Ole Miss (March 16)
	4	vs. Missouri State (March 25)
Wild pitches:	3	vs. Michigan (Feb. 23 in Arlington, Texas)
	3	vs. Charlotte (Feb. 28)
Hit batters:	3	(4 times)

## INDIVIDUAL GAME HIGHS

### Individual Batting

At bats:	6	(7 times)
Runs scored:	5	Wehiwa Aloy vs. Portland (March 7)
Hits:	4	(7 times)
RBI:	8	Brent Iredale vs. Portland (March 7)
Doubles:	3	Reese Robinett vs. UAPB (April 15)
Triples:	1	(6 times)
Home runs:	2	(10 times)
Total bases:	10	Brent Iredale vs. Portland (March 7)
	10	Cam Kozeal vs. Missouri (April 6)
Walks:	3	(4 times)
Strikeouts:	4	Kuhio Aloy vs. Missouri (April 5)
Sac hits:	1	(12 times)
Sac flies:	1	(16 times)
Stolen bases:	3	Nolan Souza vs. Arkansas State (April 8)
Hit by pitch:	2	Wehiwa Aloy vs. Washington State (Feb. 14)
	2	Brent Iredale vs. Oral Roberts (March 19)
	2	Logan Maxwell vs. South Carolina (March 22)
Caught stealing:	1	(12 times)
Runners LOB:	6	Kuhio Aloy vs. Missouri (April 6)

### Fielding

Putouts:	18	Ryder Helfrick at #7 Georgia (April 13)
Assists:	6	Wehiwa Aloy vs. South Carolina (March 22)
	6	Wehiwa Aloy vs. Arkansas State (April 8)
Errors:	2	Wehiwa Aloy vs. Michigan (Feb. 23 in Arlington, Texas)
Passed balls:	1	(5 times)

### Pitching

Innings pitched:	7.2	Zach Root at #14 Vanderbilt (March 28)
Runs allowed:	9	Gabe Gaekle vs. Charlotte (Feb. 28)
Earned runs:	9	Gabe Gaekle vs. Charlotte (Feb. 28)
Walks allowed:	4	Gabe Gaekle vs. Kansas State (Feb. 21 in Arlington, Texas)
Strikeouts:	10	Zach Root vs. #22 TCU (Feb. 22 in Arlington, Texas)
	10	Zach Root vs. Portland (March 8)
Hits allowed:	10	Gabe Gaekle vs. Charlotte (Feb. 28)
	10	Zach Root at #13 Ole Miss (March 14)
Doubles allowed:	4	Zach Root at #13 Ole Miss (March 14)
Triples allowed:	1	Gage Wood vs. Washington State (Feb. 15)
	1	Gabe Gaekle vs. Charlotte (Feb. 28)
	1	Gabe Gaekle vs. Portland (March 7)
Homers allowed:	2	(5 times)
Wild pitches:	2	(5 times)
Hit batters:	2	Christian Foutch vs. Charlotte (Feb. 28)
	2	Landon Beidelschies at #14 Vanderbilt (March 30)
	2	Tate McGuire vs. Grambling (April 1 in North Little Rock, Ark.)



**Zach Root** has matched his career high in strikeouts (10) twice this season: vs. #22 TCU (Feb. 22) in the Amegy College Baseball Series at Globe Life Field in Arlington, Texas & vs. Portland (March 8).



## THE LAST TIME AN ARKANSAS PLAYER...

4 hits in a game.....	Kuhio Aloy vs. UAPB, April 15, 2025
5 hits in a game.....	Peyton Stovall vs. Missouri State, May 1, 2024
6 hits in a game.....	Jeremy Jackson vs. Northeastern (Okla.), April 16, 1997
Multiple hits in six consecutive games.....	Charles Davalan at #13 Ole Miss, vs. Oral Roberts & vs. South Carolina, March 14-21, 2025
Multiple hits in seven consecutive games.....	Kuhio Aloy vs. Grambling, vs. Charlotte, vs. ULM & vs. Portland, Feb. 25-March 7, 2025
2 hits in an inning.....	Ryder Helfrick (1B, 1B) & Wehiwa Aloy (2B, 3B) vs. Oral Roberts (4th), March 19, 2025
2 doubles in an inning.....	Harold Coll vs. SEMO (6th), March 21, 2023
2 extra-base hits in an inning.....	Wehiwa Aloy (2B, 3B) vs. Oral Roberts (4th), March 19, 2025
Reached base twice in an inning.....	Gabe Fraser (BB, BB) at #7 Georgia (9th), April 11, 2025
2 doubles in a game.....	Cam Kozeal at #7 Georgia, April 12, 2025
3 doubles in a game.....	Reese Robinett vs. UAPB, April 15, 2025
4 doubles in a game.....	Rodney Nye vs. Louisiana Tech, March 31, 1998
3 consecutive at-bats with a double.....	Hudson White vs. James Madison, Feb. 17-18, 2024
4 consecutive games with a double.....	Cam Kozeal vs. Missouri & vs. Arkansas State, April 5-8, 2025
Led off a game with a triple.....	Braydon Webb vs. #2 Stanford (College World Series), June 18, 2022
2 triples in a game.....	Jax Biggers vs. Auburn (SEC Tournament), May 25, 2017
Led off a game with a home run.....	Peyton Stovall vs. Texas Tech, April 17, 2024
2 home runs in a game.....	Ryder Helfrick (Solo, Solo) at #7 Georgia, April 13, 2025
3 home runs in a game.....	Chad Spanberger (Solo, 2R, GS) vs. Auburn (SEC Tournament), May 25, 2017
2 home runs in an SEC Tournament game.....	Peyton Holt (3R, Solo) vs. #2 Kentucky (SEC Tournament), May 23, 2024
2 home runs in an NCAA Tournament game.....	Ben McLaughlin (3R, 3R) & Hudson White (Solo, 3R) vs. SEMO (NCAA Regional), May 31, 2024
Grand slam.....	Gabe Fraser vs. Missouri State, March 25, 2025
Grand slam in consecutive games.....	Cayden Wallace vs. UIC, March 12-13, 2022
Grand slam in an SEC Tournament game.....	Jared Wegner vs. Texas A&M (SEC Tournament), May 24, 2023
HR in consecutive at-bats.....	Cam Kozeal vs. Missouri [DH-2], April 6, 2024
HR in 2 straight games.....	Ryder Helfrick at #7 Georgia, April 13, 2025
HR in 3 straight games.....	Kendall Diggs vs. Oral Roberts & Missouri, March 12-16, 2024
HR in 4 straight games.....	Jace Bohrofen vs. Little Rock & #16 Tennessee, April 11-15, 2023
HR in 5 straight games.....	Aaron Murphree vs. OSU, South Dakota State & Siena, March 2-8, 2008
HR in 6 straight games.....	Aaron Murphree vs. OSU, South Dakota State & Siena, March 2-9, 2008
Pinch-hit home run.....	Reese Robinett at #1 LSU, March 24, 2023
Pinch-hit home run in an SEC game.....	Reese Robinett at #1 LSU, March 24, 2023
Pinch-hit home run in an NCAA Tournament game.....	Charlie Welch vs. #19 Nebraska (NCAA Regional), June 7, 2021
Back-to-back home runs.....	Wehiwa Aloy (Solo) & Kuhio Aloy (Solo) at #13 Ole Miss, March 15, 2025
Back-to-back-to-back home runs.....	Charles Davalan (2R), Wehiwa Aloy (Solo) & Kuhio Aloy (Solo) at #13 Ole Miss, March 15, 2025
Walk-off home run (non-run rule).....	Kendall Diggs vs. Texas A&M (SEC Tournament), May 24, 2023
Walk-off home run in an SEC game.....	Kendall Diggs vs. Ole Miss, April 30, 2022
Walk-off home run in an SEC Tournament game.....	Kendall Diggs vs. Texas A&M (SEC Tournament), May 24, 2023
Inside-the-park home run.....	Casey Martin vs. Kentucky, May 3, 2019
Hit a home run from both sides of the plate in a game.....	Dylan Leach vs. UCA, April 5, 2022
Hit for the cycle.....	Dylan Leach vs. UCA, April 5, 2022
4 runs in a game.....	Wehiwa Aloy vs. Missouri [DH-2], April 6, 2024
5 runs in a game.....	Wehiwa Aloy vs. Portland, March 7, 2025
6 runs in a game.....	Trevor Ezell vs. Grambling, April 30, 2019
4 RBI in a game.....	Kuhio Aloy vs. UAPB, April 15, 2025
5 RBI in a game.....	Cam Kozeal vs. Missouri, April 5, 2025
6 RBI in a game.....	Cam Kozeal vs. Missouri [DH-2], April 6, 2024
7 RBI in a game.....	Charles Davalan vs. Missouri [DH-1], April 6, 2024
8 RBI in a game.....	Brent Iredale vs. Portland, March 7, 2025
9 RBI in a game (program record).....	Ryan Lundquist vs. Central Missouri St., March 4, 1997

## THE LAST TIME AN ARKANSAS PLAYER...

2 walks in an inning.....	Gabe Fraser at #7 Georgia (9th), April 11, 2025
4 walks in a game.....	Braydon Webb vs. Mississippi State, April 1, 2022
5 walks in a game (program record).....	Jared Wegner vs. Louisiana Tech, March 12, 2023
Hit by 2 pitches in an inning.....	Logan Maxwell vs. South Carolina (1st), March 22, 2025
2 stolen bases in a game.....	Wehiwa Aloy vs. Grambling, April 1, 2025
3 stolen bases in a game.....	Nolan Souza vs. Arkansas State, April 8, 2025
4 stolen bases in a game.....	Logan Forsythe vs. Ole Miss, May 19, 2007
Stole home.....	Bobby Wernes vs. Ole Miss, March 28, 2015
2 errors in a game.....	Parker Rowland at #23 Auburn, March 22, 2024
3 errors in a game.....	Bobby Wernes at LSU, April 12, 2014
4 errors in a game.....	Chris Shaddy vs. TCU, April 27, 1980
No-hitter (9 innings).....	Scott Roehl vs. Kansas St., March 20, 2001
Combined no-hitter (9 innings).....	Nick Schmidt (6.0 IP), Brian McLelland (1.0 IP) & Devin Collis (2.0 IP) vs. Oklahoma State, February 12, 2006
Combined no-hitter (7 innings).....	Dominic Taccolini (2.0 IP), Matt Cronin (3.0 IP) & Josh Alberius (2.0 IP) vs. Auburn (SEC Tournament), May 25, 2017
1-hitter (9 innings).....	Brett Eibner vs. Georgia, April 19, 2009
1-hitter (7 innings).....	Trevor Stephan (7.0 IP) at Tennessee, May 6, 2017
Combined 1-hitter (9 innings).....	Brady Tygart (4.2 IP) & Will McEntire (4.1 IP) vs. Missouri, March 16, 2024
Combined 1-hitter (7 innings).....	Colin Fisher (2.0 IP), Tate McGuire (3.0 IP), Dylan Carter (1.0 IP) & Steele Eaves (1.0) vs. Oral Roberts, March 19, 2025
2-hitter (9 innings).....	Keaton McKinney vs. Alabama (SEC Tournament), May 2, 2014
2-hitter (7 innings).....	Kacey Murphy vs. Florida (SEC Tournament), May 27, 2017
Combined 2-hitter (9 innings).....	Ben Bybee (5.0 IP), Christian Foutch (1.0 IP), Gage Wood (1.0 IP), Hunter Dietz (0.1 IP) & Stone Hewlett (1.2 IP) vs. San Jose State, April 9, 2024
Combined 2-hitter (7 innings).....	Ben Bybee (3.0 IP), Dylan Carter (2.0 IP), Christian Foutch (1.0 IP) & Stone Hewlett (1.0 IP) vs. Little Rock, March 26, 2024
3-hitter (9 innings).....	Will McEntire (9.0 IP) vs. Louisiana Tech, March 11, 2023
3-hitter (7 innings).....	N/A
Combined 3-hitter (9 innings).....	Zach Root (7.2 IP), Aiden Jimenez (0.1 IP) & Dylan Carter (1.1 IP) at #14 Vanderbilt, March 28, 2025
Combined 3-hitter (7 innings).....	Zach Root (5.0 IP), Dylan Carter (1.0 IP) & Will McEntire (1.0 IP) vs. Missouri, April 5, 2025
Complete game (9 innings).....	Hunter Hollan vs. #6 South Carolina, May 14, 2023
Complete game (7 innings).....	Zach Root vs. South Carolina, March 21, 2025
Complete game (10 innings).....	Dominic Taccolini at #12 Kentucky, April 22, 2016
Complete-game shutout (9 innings).....	Dominic Taccolini at #12 Kentucky, April 22, 2016
Complete-game shutout (7 innings).....	Kacey Murphy vs. Florida (SEC Tournament), May 27, 2017
10-inning or more start.....	Dominic Taccolini at #12 Kentucky (10 innings), April 22, 2016
Had 10 strikeouts.....	Zach Root vs. Portland, March 8, 2025
Had 11 strikeouts.....	Hagen Smith #14 Mississippi State, May 10, 2024
Had 12 strikeouts.....	Hagen Smith at #23 Auburn, March 21, 2024
Had 13 strikeouts.....	Isaiah Campbell vs. Stony Brook, March 1, 2019
Had 14 strikeouts.....	Hagen Smith at #5 Texas A&M, May 16, 2024
Had 15 strikeouts.....	Nick Schmidt vs. Auburn, May 18, 2006
Had 16 strikeouts.....	David Walling vs. Eastern Illinois, Feb. 20, 1998
Had 17 strikeouts (program record).....	Hagen Smith vs. #7 Oregon State, Feb. 23, 2024
Had 10 or more strikeouts in two consecutive outings.....	Hagen Smith vs. #14 Mississippi State (11) & at #5 Texas A&M (14), May 10-16, 2024
Had 10 or more strikeouts in three consecutive outings.....	Hagen Smith at #8 Kentucky (14), vs. #14 Mississippi State (11) & at #5 Texas A&M (14), May 3-16, 2024
Had 10 or more strikeouts in four consecutive outings.....	Hagen Smith vs. Florida (11), at #8 Kentucky (14), vs. #14 Mississippi State (11) & at #5 Texas A&M (15), April 26-May 16, 2024
Had 10 or more strikeouts in five consecutive outings.....	H. Smith at #20 S Carolina (11), vs. Florida (11), at #8 Kentucky (14), vs. #14 Mississippi St (11) & at #5 Texas A&M (14), April 19-May 16, 2024
Had 12 or more strikeouts in consecutive outings.....	Hagen Smith vs. #7 Oregon State (17) & Murray State (12), Feb. 23-March 1, 2024
Had four strikeouts in an inning.....	Stone Hewlett vs. UCA, March 5, 2024
Threw an immaculate inning (9 pitches, 9 strikes, 3 strikeouts).....	Parker Coil vs. Charlotte, March 2, 2025
Consecutive starts of seven or more innings.....	Zach Root vs. South Carolina (7.0 IP) & at #14 Vanderbilt (7.2 IP), March 21-28, 2025
Pitched in five consecutive games.....	Stone Hewlett at #23 Auburn, vs. Little Rock & vs. #8 LSU, March 22-29, 2024



## THE LAST TIME AN ARKANSAS TEAM...

Scored 10 runs .....	vs. Portland, March 8, 2025
Scored 11 runs .....	vs. South Carolina, March 23, 2025
Scored 12 runs .....	vs. South Carolina, March 22, 2025
Scored 13 runs .....	vs. UAPB, April 15, 2025
Scored 14 runs .....	vs. Missouri [DH-1], April 6, 2025
Scored 15 runs .....	vs. ULM, March 5, 2025
Scored 16 runs .....	vs. Missouri [DH-2], April 6, 2025
Scored 17 runs .....	vs. SEMO (NCAA Regional), May 31, 2024
Scored 18 runs .....	vs. McNeese, March 10, 2024
Scored 19 runs .....	vs. Northwestern State, April 23, 2019
Scored 20 runs .....	vs. Portland, March 7, 2025
Scored 21 runs .....	vs. Missouri, April 5, 2025
Scored 22 runs .....	vs. Louisiana Tech, Feb. 14, 2004
Scored 23 runs .....	Never
Scored 24 runs .....	Missouri Southern, Feb. 11, 1998
Scored 25 runs .....	Missouri Southern, Feb. 4, 2001
Scored 26 runs .....	vs. UAPB, April 14, 2021
Scored 27 runs .....	Never
Scored 28 runs .....	vs. Wisconsin-Milwaukee (DH-2), Feb. 18, 2007
Scored 29 runs .....	Morningside, April 6, 1968
Scored 30 runs .....	at South Carolina, March 30, 1997
Scored 31 runs .....	Never
Scored 32 runs .....	vs. Bucknell, Feb. 17, 2018
Scored 33 runs .....	vs. Southwest Baptist, March 21, 1984
Scored 20 or more runs against an SEC opponent .....	vs. Missouri (21), April 5, 2025
Scored 30 or more runs against an SEC opponent .....	at South Carolina (30), March 30, 1997
Scored 50 or more runs in an SEC weekend series .....	51 vs. Missouri, April 5-6, 2025
Scored 4 runs in an inning .....	vs. Missouri [DH-2] (6th), April 6, 2025
Scored 5 runs in an inning .....	vs. Missouri [DH-2] (1st & 3rd), April 6, 2025
Scored 6 runs in an inning .....	vs. ULM (4th), March 4, 2025
Scored 7 runs in an inning .....	at #7 Georgia (9th), April 11, 2025
Scored 8 runs in an inning .....	vs. South Carolina (1st), March 22, 2025
Scored 9 runs in an inning .....	vs. Arkansas State (3rd), April 2, 2024
Scored 10 runs in an inning .....	vs. Charlotte (4th), Feb. 28, 2025
Scored 11 runs in an inning .....	vs. UAPB (5th), April 14, 2021
Scored 12 runs in an inning .....	vs. Oral Roberts (4th), March 19, 2025
Scored 13 runs in an inning .....	Never
Scored 14 runs in an inning .....	vs. Saint Louis (1st), April 7, 2010
Had 10 hits .....	at #13 Ole Miss, March 14, 2025
Had 11 hits .....	at #7 Georgia, April 12, 2025
Had 12 hits .....	at #7 Georgia, April 11, 2025
Had 13 hits .....	vs. South Carolina, March 23, 2025
Had 14 hits .....	vs. Missouri, April 5, 2025
Had 15 hits .....	vs. South Carolina, March 21, 2025
Had 16 hits .....	vs. Missouri [DH-1], April 6, 2025
Had 17 hits .....	vs. #16 NC State (NCAA Super Regional), June 11, 2021
Had 18 hits .....	vs. UAPB, April 15, 2025
Had 19 hits .....	vs. UCA, April 5, 2022
Had 20 hits .....	vs. Grambling, Feb. 27, 2024
Had 21 hits .....	vs. #2 Stanford (College World Series), June 18, 2022
Had 22 hits .....	at #6 Vanderbilt, April 14, 2019
Had 23 hits .....	Centenary, March 31, 1999
Had 24 hits .....	Georgia, March 17, 2001
Had 25 hits .....	at Centenary, March 23, 2005
Had 26-29 hits .....	28 at South Carolina, March 30, 1997
Had 30 hits .....	vs. Saint Louis, April 7, 2010
Had 31+ hits .....	32 vs. Southwest Baptist, March 21, 1984
Hit four home runs in a game .....	4 - Wehiwa Aloy (1), Zane Becker (1), Kuhio Aloy (1) & Cam Kozeal (1) vs. UAPB, April 15, 2025
Hit five home runs in a game .....	5 - Ryder Helfrick (2), Charles Davalan (1), Brent Iredale (1) & Justin Thomas Jr. (1) vs. South Carolina, March 23, 2025
Hit six home runs in a game .....	6 - Ben McLaughlin (2), Hudson White (2), Wehiwa Aloy (1) & Kendall Diggs (1) vs. SEMO (NCAA Regional), May 31, 2024
Hit seven home runs in a game .....	7 - Robert Moore (2), Jalen Battles (1), Chris Lanzilli (1), Brady Slavens (1), Michael Turner (1) & Cayden Wallace (1) vs. UCA, April 5, 2022
Hit eight or more home runs in a game .....	8 - Matt Goodheart (2), Brady Slavens (2), Cullen Smith (2) & Charlie Welch (2) vs. UAPB, April 14, 2021

## THE LAST TIME AN ARKANSAS TEAM...

Hit two grand slams in a game.....	vs. Grambling, Feb. 27, 2024
Hit a grand slam in two consecutive games.....	vs. South Carolina & vs. Missouri State, March 23-25, 2025
Hit a grand slam in three consecutive games.....	vs. UIC & vs. Grambling, March 12-15, 2022
Had two brothers hit home runs in the same game.....	Wehiwa Aloy (2nd) & Kuhio Aloy (3rd) vs. UAPB, April 15, 2025
Had two brothers hit back-to-back home runs.....	Wehiwa Aloy (Solo) & Kuhio Aloy (Solo) at #13 Ole Miss, March 15, 2025
3 errors in a game.....	vs. #2 Kentucky (SEC Tournament), May 23, 2024
4 errors in a game.....	vs. Michigan, Feb. 25, 2024
5 errors in a game.....	vs. South Carolina (SEC Tournament), May 23, 2018
6 errors in a game.....	vs. Eastern Illinois, March 5, 2016
7 errors in a game.....	vs. LA Tech, March 20, 2001
Overcame a seven-run deficit to win.....	vs. Texas Tech, April 16, 2024
Overcame an eight-run deficit to win.....	vs. Charlotte, Feb. 28, 2025
Overcame a nine-run deficit to win.....	at Louisiana Tech, March 1, 2017
Four consecutive run-rule wins.....	vs. ULM & Portland, March 4-8, 2025
Shut out an opponent at home.....	vs. Portland, March 8, 2025
Shut out an opponent on the road.....	at #14 Vanderbilt, March 28, 2025
Shut out an SEC opponent at home.....	vs. Missouri, March 16, 2024
Shut out an SEC opponent on the road.....	at #14 Vanderbilt, March 28, 2025
Shut out by an SEC opponent at home.....	vs. #24 Vanderbilt, May 15, 2022
Shut out by an SEC opponent on the road.....	at #5 Texas A&M, May 16, 2024
Threw consecutive seven-inning shutouts.....	vs. UAPB (15-0, 6-0), April 12, 2022
Threw consecutive nine-inning shutouts.....	vs. Missouri (8-0, 6-0), March 15-16, 2024
Threw consecutive seven-inning shutouts against an SEC opponent.....	vs. South Carolina (2-0, 3-0) April 14, 2018
Threw-back-to-back nine-inning shutouts against an SEC opponent.....	vs. Missouri (8-0, 6-0), March 15-16, 2024
Most consecutive shutouts thrown.....	4, vs. Wisconsin, March 15-16, 1980
Struck out 20 or more opposing batters.....	at #5 Texas A&M (20), May 16, 2024
Struck out 23 or more opposing batters.....	vs. #7 Oregon State (23), Feb. 23, 2024
Struck out 25 or more opposing batters (program record).....	vs. Oklahoma State (25), Feb. 24, 2024
Struck out 10-plus opposing batters in 10 consecutive games.....	vs. #7 Oregon State, Oklahoma State, Michigan, Grambling, Murray State, UCA & McNeese, Feb. 23-March 9, 2024
Struck out 20-plus opposing batters in back-to-back games.....	vs. #7 Oregon State & Oklahoma State, Feb. 23-24, 2024
Had starting pitchers record double-digit strikeouts in three consecutive games.....	Hagen Smith (12), Brady Tygart (10) & Mason Molina (10) vs. Murray State, March 1-3, 2024
Was shut out.....	at #5 Texas A&M (1-0), May 16, 2024
Was shut out in back-to-back games.....	vs. LSU (7-0, 6-0), April 23-24, 2005
Held to 1 hit.....	vs. Missouri State, May 17, 2016
Held to 2 hits.....	vs. #24 Vanderbilt, May 15, 2022
Held to 3 hits.....	vs. #22 TCU, Feb. 22, 2025
Did not strikeout.....	vs. Eastern Illinois, Feb. 16, 2019
Swept an SEC home weekend series.....	vs. Missouri, April 5-6, 2025
Swept an SEC road weekend series.....	at #14 Vanderbilt, March 28-30, 2025
Was swept in an SEC home weekend series.....	vs. Alabama, May 13-15, 2016
Was swept in an SEC road weekend series.....	at Georgia, April 20-22, 2023
Swept a non-conference home weekend series.....	vs. Portland, March 7-9, 2025
Swept a non-conference road weekend series.....	at Northwestern State, Feb. 16-18, 1996
Was swept in a non-conference home weekend series.....	vs. Long Beach State, Feb. 25-27, 2000
Was swept in a non-conference road weekend series.....	at UNLV, March 19-21, 1994
Won an SEC home weekend series.....	vs. South Carolina, March 21-23, 2025
Won an SEC road weekend series.....	at #14 Vanderbilt, March 28-30, 2025
Lost an SEC home weekend series.....	vs. #24 Vanderbilt, May 13-15, 2022
Lost an SEC road weekend series.....	at #7 Georgia, April 11-13, 2025
Won a non-conference home weekend series.....	vs. Portland, March 7-9, 2025
Won a non-conference road weekend series.....	at Louisiana Tech, March 12-14, 2021
Lost a non-conference home weekend series.....	vs. South Alabama, Feb. 28-March 1, 2014
Lost a non-conference road weekend series.....	at Texas A&M, Feb. 27-29, 2004
Lost a midweek game.....	vs. Missouri State, March 25, 2025





# HOME RUN CHART

No.	Player	Game	Date	Opponent	Pitcher	On Base	Inning	Outs	Count	Score	Final
1	Kuhio Aloy (1) !	2	Feb. 14	Washington State [DH-2]	RHP Miles Chandler	2	7th	0	3-1	11-2	W, 14-2 (7)
2	Brent Iredale (1) *	3	Feb. 15	Washington State	RHP Luke Meyers	0	4th	0	1-0	1-2	W, 5-2
3	Brent Iredale (2)	3	Feb. 15	Washington State	LHP Jake Tedesco	0	6th	1	1-2	2-2	W, 5-2
4	Wehiwa Aloy (1)	3	Feb. 15	Washington State	LHP Jake Tedesco	1	8th	0	0-0	3-2	W, 5-2
5	Kuhio Aloy (2) *	4	Feb. 17	Washington State	RHP Bryce Chambers	0	4th	0	0-2	0-0	W, 12-2 (7)
6	Wehiwa Aloy (2) *	5	Feb. 21	vs. Kansas State	LHP Jacob Frost	0	6th	0	2-2	0-2	L, 3-2
7	Kuhio Aloy (3)	5	Feb. 21	vs. Kansas State	LHP Jacob Frost	0	6th	1	3-2	1-2	L, 3-2
8	Wehiwa Aloy (3)	7	Feb. 23	vs. Michigan	RHP David Lally Jr.	0	5th	2	2-1	7-1	W, 8-6
9	Ryder Helfrick (1) ^	8	Feb. 25	Grambling	RHP Landon Clampit	1	5th	2	2-0	10-2	W, 14-3 (7)
10	Justin Thomas Jr. (1) ^	8	Feb. 25	Grambling	RHP Landon Clampit	0	5th	2	1-0	12-2	W, 14-3 (7)
11	Charles Davalan (1)	9	Feb. 28	Charlotte	RHP Mike Szturma	0	3rd	2	3-2	0-5	W, 11-10
12	Logan Maxwell (1) *	9	Feb. 28	Charlotte	RHP Mike Szturma	0	5th	0	0-1	1-9	W, 11-10
13	Logan Maxwell (2)	10	March 1	Charlotte	RHP Blake Gillespie	1	3rd	2	1-1	1-2	W, 8-5
14	Kuhio Aloy (4)	10	March 1	Charlotte	RHP Joseph Taylor	1	7th	2	1-0	6-5	W, 8-5
15	Cam Kozeal (1) *	12	March 4	ULM	LHP Brennan Eager	0	2nd	0	3-2	1-0	W, 14-1 (7)
16	Ryder Helfrick (2) *	12	March 4	ULM	RHP Zach Shaw	0	4th	0	0-1	3-0	W, 14-1 (7)
17	Brent Iredale (3)	12	March 4	ULM	RHP Zach Shaw	1	4th	1	3-1	7-0	W, 14-1 (7)
18	Kuhio Aloy (5) !	12	March 4	ULM	RHP Austin Ackel	3	7th	1	3-2	10-1	W, 14-1 (7)
19	Charles Davalan (2)	13	March 5	ULM	RHP Joey Cirelli	3	3rd	1	1-2	3-3	W, 15-3 (7)
20	Kendall Diggs (1)	13	March 5	ULM	RHP Daniel Gonzalez	0	4th	1	0-0	7-3	W, 15-3 (7)
21	Kuhio Aloy (6)	13	March 5	ULM	RHP Brandon Brewer	2	5th	1	0-2	9-3	W, 15-3 (7)
22	Nolan Souza (1) !	13	March 5	ULM	RHP Jace Duhon	2	7th	2	1-1	12-3	W, 15-3 (7)
23	Brent Iredale (4)	14	March 7	Portland	RHP Carter Gaston	2	2nd	1	2-1	7-2	W, 20-3 (7)
24	Nolan Souza (2)	14	March 7	Portland	RHP Carter Gaston	0	2nd	2	1-2	10-2	W, 20-3 (7)
25	Wehiwa Aloy (4)	14	March 7	Portland	RHP Carter Gaston	1	3rd	0	0-0	11-2	W, 20-3 (7)
26	Brent Iredale (5)	14	March 7	Portland	RHP JT Landwehr	2	5th	1	0-0	15-2	W, 20-3 (7)
27	Wehiwa Aloy (5)	14	March 7	Portland	RHP JT Landwehr	1	6th	2	3-1	18-2	W, 20-3 (7)
28	Justin Thomas Jr. (2)	15	March 8	Portland	RHP Kaden Segel	1	4th	2	1-1	3-0	W, 10-0 (7)
29	Wehiwa Aloy (6)	15	March 8	Portland	RHP Kaden Segel	1	4th	2	1-0	5-0	W, 10-0 (7)
30	Charles Davalan (3)	15	March 8	Portland	RHP Kaden Segel	0	6th	2	2-2	7-0	W, 10-0 (7)
31	Kendall Diggs (2) !	15	March 8	Portland	RHP Nolan Umlandt	1	7th	2	0-1	8-0	W, 10-0 (7)
32	Brent Iredale (6)	16	March 9	Portland	LHP Ryan Rembisz	2	1st	1	0-1	0-0	W, 5-3
33	Ryder Helfrick (3) *	16	March 9	Portland	LHP Ryan Rembisz	0	2nd	0	3-1	3-1	W, 5-3
34	Brent Iredale (7)	17	March 11	UCA	RHP Perry Titlow	1	2nd	0	1-0	0-0	W, 9-2
35	Kuhio Aloy (7)	17	March 11	UCA	RHP Jake Jones	1	3rd	2	1-0	2-0	W, 9-2
36	Cam Kozeal (2)	17	March 11	UCA	RHP Gavin Alveti	2	4th	2	0-1	6-1	W, 9-2
37	Logan Maxwell (3)	18	March 14	at #13 Ole Miss	RHP Mason Morris	0	7th	1	0-0	4-10	L, 10-6
38	Charles Davalan (4)	18	March 14	at #13 Ole Miss	RHP Mason Morris	0	9th	1	2-2	5-10	L, 10-6
39	Charles Davalan (5)	19	March 15	at #13 Ole Miss	RHP Riley Maddox	1	5th	0	0-1	1-2	W, 12-3
40	Wehiwa Aloy (7)	19	March 15	at #13 Ole Miss	RHP Will McCausland	0	5th	0	0-1	3-2	W, 12-3
41	Kuhio Aloy (8)	19	March 15	at #13 Ole Miss	RHP Will McCausland	0	5th	0	0-0	4-2	W, 12-3
42	Logan Maxwell (4) *	19	March 15	at #13 Ole Miss	RHP Landon Waters	0	9th	0	1-2	9-3	W, 12-3
43	Nolan Souza (3)	19	March 15	at #13 Ole Miss	RHP Landon Waters	0	9th	0	1-1	10-3	W, 12-3
44	Wehiwa Aloy (8)	20	March 16	at #13 Ole Miss	RHP Brayden Jones	1	6th	2	0-0	5-4	W, 12-3
45	Wehiwa Aloy (9)	20	March 16	at #13 Ole Miss	RHP Connor Spencer	2	9th	2	0-1	9-9	W, 12-3
46	Nolan Souza (4)	22	March 19	Oral Roberts	RHP Price Allman	1	4th	0	1-1	3-0	W, 16-0 (7)
47	Logan Maxwell (5)	22	March 19	Oral Roberts	RHP Hudson Hart	1	4th	2	2-2	13-0	W, 16-0 (7)
48	Logan Maxwell (6)	23	March 21	South Carolina	RHP Matthew Becker	1	4th	1	1-1	5-0	W, 12-2 (7)
49	Wehiwa Aloy (10) !	23	March 21	South Carolina	LHP Aydin Palmer	2	7th	1	3-1	9-2	W, 12-2 (7)
50	Brent Iredale (8)	24	March 22	South Carolina	LHP Jake McCoy	2	1st	2	0-2	0-0	W, 12-3
51	Charles Davalan (6)	24	March 22	South Carolina	RHP Roman Kimball	1	3rd	0	2-1	8-3	W, 12-3
52	Ryder Helfrick (4)	25	March 23	South Carolina	LHP Jarvis Evans	0	2nd	2	0-0	0-2	W, 11-4
53	Charles Davalan (7)	25	March 23	South Carolina	LHP Jarvis Evans	0	3rd	1	3-1	1-2	W, 11-4
54	Justin Thomas Jr. (3)	25	March 23	South Carolina	RHP Brendan Sweeney	1	8th	0	0-2	4-4	W, 11-4
55	Brent Iredale (9)	25	March 23	South Carolina	RHP Ryder Garino	3	8th	1	0-0	6-4	W, 11-4
56	Ryder Helfrick (5)	25	March 23	South Carolina	RHP Ryder Garino	0	8th	2	0-1	10-4	W, 11-4
57	Gabe Fraser (1)	26	March 25	Missouri State	RHP Jason Schaaf	3	4th	2	0-0	1-4	L, 14-13 (10)

\* - indicates leadoff home run / ^ - indicates back-to-back home run / ! - indicates walk-off home run / + - indicates pinch-hit home run

## HOME RUN CHART |||



No.	Player	Game	Date	Opponent	Pitcher	On Base	Inning	Outs	Count	Score	Final
58	Logan Maxwell (7) *	27	March 28	at #14 Vanderbilt	LHP JD Thompson	0	4th	0	2-2	1-0	W, 9-0
59	Cam Kozeal (3)	27	March 28	at #14 Vanderbilt	LHP JD Thompson	1	4th	0	0-2	2-0	W, 9-0
60	Cam Kozeal (4)	27	March 28	at #14 Vanderbilt	LHP JD Thompson	0	6th	2	1-2	4-0	W, 9-0
61	Cam Kozeal (5)	28	March 29	at #14 Vanderbilt	RHP Cody Bowker	1	2nd	1	1-2	0-0	W, 6-4
62	Justin Thomas Jr. (4) *	28	March 29	at #14 Vanderbilt	RHP Sawyer Hawks	0	7th	0	1-2	2-2	W, 6-4
63	Charles Davalan (8)	29	March 30	at #14 Vanderbilt	RHP Connor Fennell	1	3rd	1	0-0	0-0	W, 7-3
64	Charles Davalan (9) *	29	March 30	at #14 Vanderbilt	RHP Alex Kranzler	0	8th	0	2-2	2-3	W, 7-3
65	Logan Maxwell (8)	29	March 30	at #14 Vanderbilt	RHP Alex Kranzler	0	8th	1	0-0	3-3	W, 7-3
66	Logan Maxwell (9) *	31	April 5	Missouri	RHP Kaden Jacobi	0	3rd	0	1-1	2-2	W, 21-3 (7)
67	Brent Iredale (10)	31	April 5	Missouri	RHP Kaden Jacobi	1	4th	2	3-2	4-2	W, 21-3 (7)
68	Charles Davalan (10)	32	April 6	Missouri [DH-1]	LHP Brady Kehlenbrink	2	2nd	1	1-0	1-2	W, 14-4 (7)
69	Charles Davalan (11)	32	April 6	Missouri [DH-1]	RHP Brock Lucas	3	4th	1	0-1	8-4	W, 14-4 (7)
70	Carson Boles (1)	33	April 6	Missouri [DH-2]	LHP Tony Neubeck	2	1st	2	1-0	2-1	W, 16-2 (7)
71	Cam Kozeal (6)	33	April 6	Missouri [DH-2]	RHP PJ Green	1	2nd	0	0-1	5-1	W, 16-2 (7)
72	Cam Kozeal (7)	33	April 6	Missouri [DH-2]	RHP PJ Green	3	3rd	1	2-2	8-2	W, 16-2 (7)
73	Charles Davalan (12)	34	April 8	Arkansas State	LHP Carson Keithley	2	5th	2	1-1	1-2	W, 7-3
74	Kuhio Aloy (9)	34	April 8	Arkansas State	RHP Cooper Garrison	1	6th	2	1-1	4-3	W, 7-3
75	Wehiwa Aloy (11) *	35	April 11	at #7 Georgia	RHP Eric Hammond	0	8th	0	3-1	4-3	W, 13-3
76	Ryder Helfrick (6)	36	April 12	at #7 Georgia	RHP Kolten Smith	0	2nd	2	2-0	0-3	L, 7-6
77	Kuhio Aloy (10)	36	April 12	at #7 Georgia	RHP DJ Radtke	1	8th	1	0-0	3-7	L, 7-6
78	Ryder Helfrick (7)	37	April 13	at #7 Georgia	RHP Leighton Finley	0	4th	2	1-1	1-4	L, 7-6 (12)
79	Ryder Helfrick (8) *	37	April 13	at #7 Georgia	RHP Tyler McLoughlin	0	9th	0	0-0	3-5	L, 7-6 (12)
80	Wehiwa Aloy (12)	37	April 13	at #7 Georgia	RHP Tyler McLoughlin	0	9th	2	2-1	4-5	L, 7-6 (12)
81	Wehiwa Aloy (13)	38	April 15	UAPB	RHP Chris Bedgood	1	2nd	1	0-1	3-1	W, 13-3 (8)
82	Zane Becker (1)	38	April 15	UAPB	LHP Jayden Brown	1	3rd	0	3-1	6-3	W, 13-3 (8)
83	Kuhio Aloy (11)	38	April 15	UAPB	LHP Jayden Brown	1	3rd	2	1-1	8-3	W, 13-3 (8)
84	Cam Kozeal (8)	38	April 15	UAPB	RHP Darrius Brown	1	8th	1	0-0	10-3	W, 13-3 (8)

\* - indicates leadoff home run / ^ - indicates back-to-back home run / ! - indicates walk-off home run / + - indicates pinch-hit home run





# HOME RUN DATA CHART

No.	Player	Game	Date	Opponent	Pitcher	Location	Distance	Launch Angle	Exit Velo
1	Kuhio Aloy (1)	2	Feb. 14	Washington State [DH-2]	RHP Miles Chandler	LF	386 feet	31.7 degrees	110 mph
2	Brent Iredale (1)	3	Feb. 15	Washington State	RHP Luke Meyers	LF	391 feet	25.3 degrees	109 mph
3	Brent Iredale (2)	3	Feb. 15	Washington State	LHP Jake Tedesco	LF	401 feet	32.5 degrees	103 mph
4	Wehiwa Aloy (1)	3	Feb. 15	Washington State	LHP Jake Tedesco	RC	414 feet	31.4 degrees	105 mph
5	Kuhio Aloy (2)	4	Feb. 17	Washington State	RHP Bryce Chambers	LF	340 feet	21.6 degrees	98 mph
6	Wehiwa Aloy (2)	5	Feb. 21	vs. Kansas State	LHP Jacob Frost	RF	360 feet	34.9 degrees	102 mph
7	Kuhio Aloy (3)	5	Feb. 21	vs. Kansas State	LHP Jacob Frost	LF	435 feet	23.1 degrees	112 mph
8	Wehiwa Aloy (3)	7	Feb. 23	vs. Michigan	RHP David Lally Jr.	RL	350 feet	29.1 degrees	102 mph
9	Ryder Helfrick (1)	8	Feb. 25	Grambling	RHP Landon Clampit	LF	426 feet	27.5 degrees	107 mph
10	Justin Thomas Jr. (1)	8	Feb. 25	Grambling	RHP Landon Clampit	LF	417 feet	28.3 degrees	108 mph
11	Charles Davalan (1)	9	Feb. 28	Charlotte	RHP Mike Szturma	LF	358 feet	29.3 degrees	92 mph
12	Logan Maxwell (1)	9	Feb. 28	Charlotte	RHP Mike Szturma	RC	387 feet	27.9 degrees	101 mph
13	Logan Maxwell (2)	10	March 1	Charlotte	RHP Blake Gillespie	CF	410 feet	21.3 degrees	103 mph
14	Kuhio Aloy (4)	10	March 1	Charlotte	RHP Joseph Taylor	CF	412 feet	19.6 degrees	111 mph
15	Cam Kozeal (1)	12	March 4	ULM	LHP Brennan Eager	LC	401 feet	21.1 degrees	103 mph
16	Ryder Helfrick (2)	12	March 4	ULM	RHP Zach Shaw	LF	379 feet	40.7 degrees	103 mph
17	Brent Iredale (3)	12	March 4	ULM	RHP Zach Shaw	LC	427 feet	30.4 degrees	109 mph
18	Kuhio Aloy (5)	12	March 4	ULM	RHP Austin Ackel	LF	447 feet	36.0 degrees	98 mph
19	Charles Davalan (2)	13	March 5	ULM	RHP Joey Cirelli	RC	416 feet	24.7 degrees	107 mph
20	Kendall Diggs (1)	13	March 5	ULM	RHP Daniel Gonzalez	RF	388 feet	29.4 degrees	103 mph
21	Kuhio Aloy (6)	13	March 5	ULM	RHP Brandon Brewer	LC	402 feet	17.8 degrees	107 mph
22	Nolan Souza (1)	13	March 5	ULM	RHP Jace Duhon	LC	420 feet	33.3 degrees	103 mph
23	Brent Iredale (4)	14	March 7	Portland	RHP Carter Gaston	LF	446 feet	27.8 degrees	108 mph
24	Nolan Souza (2)	14	March 7	Portland	RHP Carter Gaston	LF	338 feet	24.1 degrees	98 mph
25	Wehiwa Aloy (4)	14	March 7	Portland	RHP Carter Gaston	CF	437 feet	24.8 degrees	110 mph
26	Brent Iredale (5)	14	March 7	Portland	RHP JT Landwehr	RF	365 feet	37.6 degrees	100 mph
27	Wehiwa Aloy (5)	14	March 7	Portland	RHP JT Landwehr	LC	438 feet	20.0 degrees	<b>113 mph</b>
28	Justin Thomas Jr. (2)	15	March 8	Portland	RHP Kaden Segel	LC	398 feet	22.3 degrees	107 mph
29	Wehiwa Aloy (6)	15	March 8	Portland	RHP Kaden Segel	LF	389 feet	19.5 degrees	112 mph
30	Charles Davalan (3)	15	March 8	Portland	RHP Kaden Segel	RF	388 feet	31.7 degrees	100 mph
31	Kendall Diggs (2)	15	March 8	Portland	RHP Nolan Umlandt	RC	372 feet	27.6 degrees	98 mph
32	Brent Iredale (6)	16	March 9	Portland	LHP Ryan Rembisz	LC	382 feet	29.5 degrees	103 mph
33	Ryder Helfrick (3)	16	March 9	Portland	LHP Ryan Rembisz	RC	409 feet	33.3 degrees	107 mph
34	Brent Iredale (7)	17	March 11	UCA	RHP Perry Titlow	LL	403 feet	25.2 degrees	107 mph
35	Kuhio Aloy (7)	17	March 11	UCA	RHP Jake Jones	LC	408 feet	29.9 degrees	105 mph
36	Cam Kozeal (2)	17	March 11	UCA	RHP Gavin Alveti	LF	353 feet	32.0 degrees	98 mph
37	Logan Maxwell (3)	18	March 14	at #13 Ole Miss	RHP Mason Morris	LF	379 feet	31.4 degrees	101 mph
38	Charles Davalan (4)	18	March 14	at #13 Ole Miss	RHP Mason Morris	RC	397 feet	29.6 degrees	100 mph
39	Charles Davalan (5)	19	March 15	at #13 Ole Miss	RHP Riley Maddox	RF	398 feet	28.5 degrees	100 mph
40	Wehiwa Aloy (7)	19	March 15	at #13 Ole Miss	RHP Will McCausland	CF	432 feet	30.3 degrees	107 mph
41	Kuhio Aloy (8)	19	March 15	at #13 Ole Miss	RHP Will McCausland	LF	385 feet	20.3 degrees	110 mph
42	Logan Maxwell (4)	19	March 15	at #13 Ole Miss	RHP Landon Waters	RF	382 feet	38.4 degrees	102 mph
43	Nolan Souza (3)	19	March 15	at #13 Ole Miss	RHP Landon Waters	RF	341 feet	43.7 degrees	98 mph
44	Wehiwa Aloy (8)	20	March 16	at #13 Ole Miss	RHP Brayden Jones	LC	404 feet	21.4 degrees	111 mph
45	Wehiwa Aloy (9)	20	March 16	at #13 Ole Miss	RHP Connor Spencer	RF	346 feet	20.5 degrees	105 mph
46	Nolan Souza (4)	22	March 19	Oral Roberts	RHP Price Allman	LC	<b>448 feet</b>	24.4 degrees	106 mph
47	Logan Maxwell (5)	22	March 19	Oral Roberts	RHP Hudson Hart	RC	395 feet	32.3 degrees	102 mph
48	Logan Maxwell (6)	23	March 21	South Carolina	RHP Matthew Becker	RF	389 feet	26.4 degrees	106 mph
49	Wehiwa Aloy (10)	23	March 21	South Carolina	LHP Aydin Palmer	RF	370 feet	29.6 degrees	106 mph
50	Brent Iredale (8)	24	March 22	South Carolina	LHP Jake McCoy	LC	421 feet	29.9 degrees	111 mph
51	Charles Davalan (6)	24	March 22	South Carolina	RHP Roman Kimball	LF	347 feet	27.3 degrees	94 mph
52	Ryder Helfrick (4)	25	March 23	South Carolina	LHP Jarvis Evans	LC	399 feet	27.9 degrees	95 mph
53	Charles Davalan (7)	25	March 23	South Carolina	LHP Jarvis Evans	LC	380 feet	30.0 degrees	98 mph
54	Justin Thomas Jr. (3)	25	March 23	South Carolina	RHP Brendan Sweeney	LF	379 feet	41.2 degrees	99 mph
55	Brent Iredale (9)	25	March 23	South Carolina	RHP Ryder Garino	RF	344 feet	40.7 degrees	97 mph
56	Ryder Helfrick (5)	25	March 23	South Carolina	RHP Ryder Garino	LF	378 feet	44.0 degrees	103 mph
57	Gabe Fraser (1)	26	March 25	Missouri State	RHP Jason Schaaf	RF	377 feet	27.2 degrees	104 mph

LF - left field | LL - left field line | LC - left center field | CF - center field | RC - right center field | RF - right field | RL - right field line

## HOME RUN DATA CHART |||



No.	Player	Game	Date	Opponent	Pitcher	Location	Distance	Launch Angle	Exit Velo
58	Logan Maxwell (7)	27	March 28	at #14 Vanderbilt	LHP JD Thompson	LF	389 feet	28.8 degrees	99 mph
59	Cam Kozeal (3)	27	March 28	at #14 Vanderbilt	LHP JD Thompson	RC	398 feet	27.7 degrees	100 mph
60	Cam Kozeal (4)	27	March 28	at #14 Vanderbilt	LHP JD Thompson	RF	368 feet	36.1 degrees	99 mph
61	Cam Kozeal (5)	28	March 29	at #14 Vanderbilt	RHP Cody Bowker	LF	402 feet	34.0 degrees	101 mph
62	Justin Thomas Jr. (4)	28	March 29	at #14 Vanderbilt	RHP Sawyer Hawks	LF	394 feet	36.8 degrees	101 mph
63	Charles Davalan (8)	29	March 30	at #14 Vanderbilt	RHP Connor Fennell	LF	376 feet	35.0 degrees	95 mph
64	Charles Davalan (9)	29	March 30	at #14 Vanderbilt	RHP Alex Kranzler	RF	395 feet	22.5 degrees	101 mph
65	Logan Maxwell (8)	29	March 30	at #14 Vanderbilt	RHP Alex Kranzler	LF	317 feet	<b>47.5 degrees</b>	92 mph
66	Logan Maxwell (9)	31	April 5	Missouri	RHP Kaden Jacobi	RF	376 feet	43.3 degrees	100 mph
67	Brent Iredale (10)	31	April 5	Missouri	RHP Kaden Jacobi	LF	388 feet	28.6 degrees	105 mph
68	Charles Davalan (10)	32	April 6	Missouri [DH-1]	LHP Brady Kehlenbrink	RF	356 feet	35.9 degrees	99 mph
69	Charles Davalan (11)	32	April 6	Missouri [DH-1]	RHP Brock Lucas	RC	399 feet	34.3 degrees	102 mph
70	Carson Boles (1)	33	April 6	Missouri [DH-2]	LHP Tony Neubeck	LC	396 feet	29.5 degrees	102 mph
71	Cam Kozeal (6)	33	April 6	Missouri [DH-2]	RHP PJ Green	RF	359 feet	32.2 degrees	95 mph
72	Cam Kozeal (7)	33	April 6	Missouri [DH-2]	RHP PJ Green	RF	365 feet	33.5 degrees	96 mph
73	Charles Davalan (12)	34	April 8	Arkansas State	LHP Carson Keithley	LF	341 feet	31.3 degrees	94 mph
74	Kuhio Aloy (9)	34	April 8	Arkansas State	RHP Cooper Garrison	RC	375 feet	27.5 degrees	102 mph
75	Wehiwa Aloy (11)	35	April 11	at #7 Georgia	RHP Eric Hammond	LF	405 feet	29.0 degrees	102 mph
76	Ryder Helfrick (6)	36	April 12	at #7 Georgia	RHP Kolten Smith	LF	421 feet	34.4 degrees	104 mph
77	Kuhio Aloy (10)	36	April 12	at #7 Georgia	RHP DJ Radtke	RF	362 feet	29.9 degrees	98 mph
78	Ryder Helfrick (7)	37	April 13	at #7 Georgia	RHP Leighton Finley	LF	382 feet	33.9 degrees	99 mph
79	Ryder Helfrick (8) *	37	April 13	at #7 Georgia	RHP Tyler McLoughlin	LF	425 feet	21.5 degrees	109 mph
80	Wehiwa Aloy (12)	37	April 13	at #7 Georgia	RHP Tyler McLoughlin	CF	441 feet	21.9 degrees	<b>113 mph</b>
81	Wehiwa Aloy (13)	38	April 15	UAPB	RHP Chris Bedgood	RC	360 feet	35.1 degrees	99 mph
82	Zane Becker (1)	38	April 15	UAPB	LHP Jayden Brown	LF	368 feet	28.1 degrees	99 mph
83	Kuhio Aloy (11)	38	April 15	UAPB	LHP Jayden Brown	LC	375 feet	35.8 degrees	102 mph
84	Cam Kozeal (8)	38	April 15	UAPB	RHP Darrius Brown	RF	339 feet	36.7 degrees	92 mph

LF - left field / LL - left field line / LC - left center field / CF - center field / RC - right center field / RF - right field / RL - right field line





# TEAM PITCHING GAME-BY-GAME

## STARTERS GAME-BY-GAME

Opponent	W-L	IP	H	R	ER	BB	SO
WSU [DH-1]	--	5.0	1	0	0	1	7
WSU [DH-2]	W	5.0	2	1	1	1	8
WSU	--	5.0	2	2	2	1	7
WSU	W	5.0	4	1	1	1	7
vs. Kansas State	--	5.2	5	2	2	4	2
vs. #22 TCU	--	5.0	2	1	1	2	10
vs. Michigan	--	2.0	2	1	0	0	6
Grambling	W	3.0	1	1	1	2	2
Charlotte	--	3.0	10	9	9	1	3
Charlotte	--	5.1	5	3	3	2	8
Charlotte	W	6.1	4	1	1	1	7
ULM	W	3.0	1	0	0	1	6
ULM	W	4.0	5	3	3	1	2
Portland	W	5.1	2	2	2	3	7
Portland	W	6.0	3	0	0	1	10
Portland	W	5.0	8	3	3	0	6
UCA	W	3.0	1	0	0	0	3
at #13 Ole Miss *	L	3.0	10	7	7	2	3
at #13 Ole Miss *	--	4.0	1	2	2	3	8
at #13 Ole Miss *	--	2.1	4	4	4	2	2
Oral Roberts	--	4.0	1	0	0	0	5
Oral Roberts	W	2.0	0	0	0	0	4
South Carolina *	W	7.0	6	2	2	1	7
South Carolina *	--	1.2	2	3	3	3	0
South Carolina *	--	5.0	5	2	2	2	3
Missouri State	--	3.0	2	3	3	3	6
at #14 Vanderbilt *	W	7.2	3	0	0	3	7
at #14 Vanderbilt *	--	5.2	6	2	2	0	7
at #14 Vanderbilt *	--	5.0	6	3	3	2	4
vs. Grambling	W	4.0	1	1	1	2	4
Missouri *	W	5.0	3	3	3	2	7
Missouri * [DH-1]	W	4.0	5	4	2	2	6
Missouri * [DH-2]	W	4.0	4	2	1	1	7
Arkansas State	--	3.0	5	2	2	1	2
at #7 Georgia *	--	5.2	5	3	3	3	7
at #7 Georgia *	L	2.0	6	5	5	1	2
at #7 Georgia *	--	5.0	4	4	4	1	6
UAPB	W	3.0	4	3	3	0	5

## BULLPEN GAME-BY-GAME

Opponent	W-L	IP	H	R	ER	BB	SO
WSU [DH-1]	W	5.0	5	2	1	0	3
WSU [DH-2]	--	2.0	3	1	1	0	1
WSU	W	4.0	4	0	0	0	3
WSU	--	2.0	2	1	1	1	1
Kansas State	L	3.1	3	1	1	0	1
vs. #22 TCU	W	4.0	2	0	0	3	1
vs. Michigan	W	7.0	9	5	3	5	7
Grambling	--	4.0	3	3	2	1	5
Charlotte	W	6.0	5	1	1	0	9
Charlotte	W	3.2	3	2	2	2	7
Charlotte	--	2.2	2	2	2	0	5
ULM	--	4.0	5	1	1	1	6
ULM	--	3.0	0	0	0	0	4
Portland	--	1.2	4	1	1	0	1
Portland	--	1.0	1	0	0	0	1
Portland	--	4.0	2	0	0	0	2
UCA	--	6.0	6	2	2	3	10
at #13 Ole Miss *	--	5.0	4	3	3	3	5
at #13 Ole Miss *	W	5.0	3	1	1	0	10
at #13 Ole Miss *	W	6.2	6	5	5	6	8
Oral Roberts	W	5.0	6	1	1	2	3
Oral Roberts	--	5.0	1	0	0	1	3
South Carolina *	--	--	--	--	--	--	--
South Carolina *	W	7.1	5	0	0	0	5
South Carolina *	W	4.0	5	2	2	1	3
Missouri State	L	7.0	12	11	9	3	13
at #14 Vanderbilt *	--	1.1	0	0	0	1	1
at #14 Vanderbilt *	W	4.1	3	2	2	2	5
at #14 Vanderbilt *	W	4.0	2	0	0	1	7
vs. Grambling	--	5.0	5	3	3	2	7
Missouri *	--	2.0	0	0	0	0	4
Missouri * [DH-1]	--	3.0	1	0	0	0	4
Missouri * [DH-2]	--	3.0	0	0	0	1	5
Arkansas State	W	6.0	2	1	1	2	5
at #7 Georgia *	W	3.1	0	0	0	1	4
at #7 Georgia *	--	6.0	6	2	2	1	13
at #7 Georgia *	L	6.2	3	3	2	0	11
UAPB	--	5.0	2	0	0	1	5

## STARTING PITCHER GAME-BY-GAME

Date / Opponent	Starting Pitcher
Feb. 14 / WSU [DH-1]	RHP Gabe Gaeckle
Feb. 14 / WSU [DH-2]	LHP Zach Root
Feb. 15 / WSU	RHP Gage Wood
Feb. 17 / WSU	LHP Landon Beidelschies
Feb. 21 / Kansas State	RHP Gabe Gaeckle
Feb. 22 / #22 TCU	LHP Zach Root
Feb. 23 / Michigan	RHP Gage Wood
Feb. 25 / Grambling	RHP Ben Bybee
Feb. 28 / Charlotte	RHP Gabe Gaeckle
March 1 / Charlotte	LHP Zach Root
March 2 / Charlotte	LHP Landon Beidelschies
March 4 / ULM	LHP Colin Fisher
March 5 / ULM	RHP Ben Bybee
March 7 / Portland	RHP Gabe Gaeckle
March 8 / Portland	LHP Zach Root
March 9 / Portland	LHP Landon Beidelschies
March 11 / UCA	LHP Colin Fisher
March 14 / at #13 Ole Miss *	LHP Zach Root
March 15 / at #13 Ole Miss *	RHP Gabe Gaeckle
March 16 / at #13 Ole Miss *	LHP Landon Beidelschies
March 18 / Oral Roberts	RHP Ben Bybee
March 19 / Oral Roberts	LHP Colin Fisher
March 21 / S Carolina *	LHP Zach Root
March 22 / S Carolina *	RHP Gabe Gaeckle
March 23 / S Carolina *	LHP Landon Beidelschies
March 25 / Missouri St.	LHP Colin Fisher
March 28 / at #14 Vandy *	LHP Zach Root
March 29 / at #14 Vandy *	RHP Gabe Gaeckle
March 30 / at #14 Vandy *	LHP Landon Beidelschies
April 1 / vs. Grambling	RHP Tate McGuire
April 5 / Missouri *	LHP Zach Root
April 6 / Missouri * [DH-1]	RHP Gabe Gaeckle
April 6 / Missouri * [DH-2]	LHP Landon Beidelschies
April 8 / Arkansas State	RHP Tate McGuire
April 11 / at #7 Georgia *	LHP Zach Root
April 12 / at #7 Georgia *	RHP Gabe Gaeckle
April 13 / at #7 Georgia *	LHP Landon Beidelschies
April 15 / UAPB	RHP Tate McGuire



## STARTER STATISTICS

Player	era	w-l	app	gs	cg	sho	sv	ip	h	r	er	bb	so	2b	3b	hr	b/avg	wp	hp	bk	sfa	sha
38 Colin Fisher	2.45	3-0	4	4	0	0/1	0	11.0	4	3	3	4	19	3	0	0	.108	2	1	0	0	0
14 Gage Wood	2.57	0-0	2	2	0	0/0	0	7.0	4	3	2	1	13	1	1	0	.160	1	1	0	1	0
40 Ben Bybee	3.27	2-0	3	3	0	0/0	0	11.0	7	4	4	3	9	0	0	1	.179	0	0	0	0	0
33 Zach Root	3.62	5-1	9	9	1	0/2	0	49.2	39	20	20	17	67	17	0	3	.211	3	5	2	1	1
35 Landon Beidelschie	4.54	3-0	8	8	0	0/0	0	37.2	39	20	19	10	42	9	0	9	.277	1	5	0	0	4
26 Tate McGuire	5.40	2-0	3	3	0	0/0	0	10.0	10	6	6	3	11	3	0	1	.263	1	2	0	1	0
20 Gabe Gaeckle	6.69	2-1	9	9	0	0/0	0	36.1	38	29	27	18	42	6	2	2	.264	7	4	0	0	2
Totals	4.48	17-2	38	38	1	3/3	0	162.2	141	85	81	56	203	39	3	16	.232	15	18	2	3	7

### TEAM RECORD PER STARTER

Pitcher (Total Starts)	Record
Zach Root (9)	8-1
Landon Beidelschies (8)	7-1
Gabe Gaeckle (9)	7-2
Ben Bybee (3)	3-0
Colin Fisher (4)	3-1
Tate McGuire (3)	3-0
Gage Wood (2)	2-0

### QUALITY STARTS

Pitcher (Total Starts)	QS	Record
Zach Root (9)	3	3-0
Landon Beidelschies (8)	1	1-0
Ben Bybee (3)	0	0-0
Colin Fisher (4)	0	0-0
Gabe Gaeckle (9)	0	0-0
Tate McGuire (3)	0	0-0
Gage Wood (2)	0	0-0

### RUN SUPPORT

Pitcher (Total Starts)	Runs	Per Start
Colin Fisher (4)	52	13.0
Ben Bybee (3)	33	11.0
Zach Root (9)	95	10.6
Gabe Gaeckle (9)	86	9.6
Landon Beidelschies (8)	73	9.1
Tate McGuire (3)	27	9.0
Gage Wood (2)	13	6.5

## RELIEVER STATISTICS

Player	era	w-l	app	gs	cg	sho	sv	ip	h	r	er	bb	so	2b	3b	hr	b/avg	wp	hp	bk	sfa	sha
35 Landon Beidelschie	0.00	1-0	1	0	0	0/0	0	2.2	1	0	0	1	0	0	0	0	.143	0	0	0	0	0
36 Parker Coil	0.60	2-0	10	0	0	0/0	0	15.0	14	3	1	2	15	2	0	1	.237	0	1	0	1	0
16 Aiden Jimenez	1.50	4-0	12	0	0	0/1	1	24.0	16	4	4	3	26	3	0	0	.195	1	2	0	1	0
44 Carson Wiggins	2.25	1-0	11	0	0	0/0	3	12.0	5	4	3	7	17	2	0	0	.125	4	1	0	1	0
31 Dylan Carter	2.33	4-0	15	0	0	0/2	0	19.1	16	5	5	6	24	4	0	1	.235	6	3	0	1	1
41 Will McEntire	3.18	1-0	11	0	0	0/0	1	17.0	11	7	6	2	19	2	0	4	.180	1	1	0	0	1
13 Steele Eaves	3.18	0-0	5	0	0	0/1	0	5.2	6	2	2	1	7	0	0	0	.261	1	2	0	0	0
40 Ben Bybee	3.38	1-0	8	0	0	0/0	0	16.0	17	7	6	3	19	4	0	2	.279	0	1	1	1	0
46 Christian Foutch	3.86	1-0	10	0	0	0/0	3	9.1	6	5	4	5	11	1	0	0	.188	2	6	0	0	1
26 Tate McGuire	3.97	0-2	8	0	0	0/1	1	11.1	8	5	5	3	9	2	0	2	.195	0	0	0	0	0
29 Cole Gibler	4.11	1-1	11	0	0	0/0	1	15.1	13	7	7	6	33	1	0	2	.224	1	3	0	0	0
38 Colin Fisher	5.23	0-0	8	0	0	0/1	0	10.1	12	6	6	5	8	2	0	2	.308	1	1	0	0	2
Totals	2.79	16-3	38	0	0	3/3	10	158.0	125	55	49	44	188	23	0	14	.219	17	21	1	5	5
Opponents	11.81	3-14	38	0	0	0/0	2	162.1	254	239	213	142	170	49	4	51	.353	29	30	4	11	10





# ||| GAME-BY-GAME BATTING ORDER

**RECORD:** 33-5 • **HOME:** 24-1 • **AWAY:** 6-3 • **NEUTRAL:** 3-1 • **SEC:** 12-3

Date	Opponent	1	2	3	4	5	6	7	8	9
Feb. 14	Washington State [DH-1]	Davalan	W. Aloy	Maxwell	Iredale	Souza	Peppi	Diggs	Helfrick	Thomas Jr.
Feb. 14	Washington State [DH-2]	Davalan	W. Aloy	Peppi	Iredale	K. Aloy	Helfrick	Anderson	Kozeal	Thomas Jr.
Feb. 15	Washington State	Davalan	W. Aloy	Maxwell	Iredale	Diggs	Peppi	Souza	Becker	Thomas Jr.
Feb. 17	Washington State	Davalan	W. Aloy	Peppi	Iredale	K. Aloy	Helfrick	Boles	Kozeal	Thomas Jr.
Feb. 21	vs. Kansas State	Davalan	W. Aloy	Iredale	K. Aloy	Peppi	Diggs	Helfrick	Souza	Thomas Jr.
Feb. 22	vs. #22 TCU	Davalan	W. Aloy	Maxwell	Iredale	Kozeal	Diggs	Helfrick	Fraser	Thomas Jr.
Feb. 23	vs. Michigan	Davalan	W. Aloy	Maxwell	Iredale	Kozeal	Diggs	Helfrick	Souza	Thomas Jr.
Feb. 25	Grambling	Davalan	W. Aloy	Maxwell	Iredale	K. Aloy	Peppi	Souza	Helfrick	Thomas Jr.
Feb. 28	Charlotte	Davalan	W. Aloy	Maxwell	Iredale	K. Aloy	Kozeal	Helfrick	Souza	Thomas Jr.
March 1	Charlotte	Davalan	W. Aloy	Maxwell	Iredale	Diggs	Aloy	Kozeal	Souza	Helfrick
March 2	Charlotte	Thomas Jr.	W. Aloy	Maxwell	Iredale	K. Aloy	Peppi	Boles	Fraser	Helfrick
March 4	ULM	Davalan	W. Aloy	Maxwell	K. Aloy	Iredale	Diggs	Kozeal	Helfrick	Souza
March 5	ULM	Davalan	W. Aloy	Iredale	K. Aloy	Diggs	Peppi	Souza	Becker	Thomas Jr.
March 7	Portland	Davalan	W. Aloy	Maxwell	K. Aloy	Iredale	Kozeal	Souza	Helfrick	Thomas Jr.
March 8	Portland	Davalan	W. Aloy	Kozeal	K. Aloy	Iredale	Diggs	Helfrick	Souza	Thomas Jr.
March 9	Portland	Davalan	W. Aloy	K. Aloy	Iredale	Peppi	Boles	Helfrick	Souza	Thomas Jr.
March 11	UCA	Davalan	W. Aloy	Maxwell	K. Aloy	Iredale	Kozeal	Diggs	Becker	Fraser
March 14	at #13 Ole Miss *	Davalan	W. Aloy	Maxwell	K. Aloy	Iredale	Peppi	Helfrick	Souza	Thomas Jr.
March 15	at #13 Ole Miss *	Davalan	W. Aloy	K. Aloy	Iredale	Maxwell	Peppi	Kozeal	Helfrick	Thomas Jr.
March 16	at #13 Ole Miss *	Davalan	W. Aloy	K. Aloy	Maxwell	Iredale	Kozeal	Diggs	Helfrick	Souza
March 18	Oral Roberts	Davalan	W. Aloy	K. Aloy	Maxwell	Iredale	Kozeal	Boles	Souza	Becker
March 19	Oral Roberts	Davalan	W. Aloy	Maxwell	K. Aloy	Iredale	Kozeal	Diggs	Helfrick	Souza
March 21	South Carolina *	Davalan	W. Aloy	Maxwell	K. Aloy	Iredale	Kozeal	Helfrick	Souza	Thomas Jr.
March 22	South Carolina *	Davalan	W. Aloy	Maxwell	K. Aloy	Iredale	Kozeal	Helfrick	Souza	Thomas Jr.
March 23	South Carolina *	Davalan	W. Aloy	Maxwell	K. Aloy	Iredale	Kozeal	Helfrick	Souza	Thomas Jr.
March 25	Missouri State	Davalan	W. Aloy	Maxwell	K. Aloy	Kozeal	Diggs	Souza	Becker	Fraser
March 28	at #14 Vanderbilt *	Davalan	W. Aloy	K. Aloy	Maxwell	Iredale	Kozeal	Helfrick	Souza	Thomas Jr.
March 29	at #14 Vanderbilt *	Davalan	W. Aloy	Maxwell	K. Aloy	Iredale	Kozeal	Helfrick	Souza	Thomas Jr.
March 30	at #14 Vanderbilt *	Davalan	W. Aloy	Maxwell	K. Aloy	Iredale	Kozeal	Helfrick	Souza	Thomas Jr.
April 1	vs. Grambling	Davalan	W. Aloy	K. Aloy	Iredale	Boles	Becker	Anderson	Diggs	Fraser
April 5	Missouri *	Davalan	W. Aloy	Maxwell	K. Aloy	Iredale	Kozeal	Helfrick	Souza	Thomas Jr.
April 6	Missouri * [DH-1]	Davalan	W. Aloy	Maxwell	Iredale	Kozeal	K. Aloy	Helfrick	Souza	Thomas Jr.
April 6	Missouri * [DH-2]	Davalan	W. Aloy	Kozeal	Iredale	K. Aloy	Souza	Boles	Helfrick	Thomas Jr.
April 8	Arkansas State	Davalan	W. Aloy	Kozeal	Iredale	Boles	K. Aloy	Souza	Becker	Thomas Jr.
April 11	at #7 Georgia *	Davalan	W. Aloy	Maxwell	Iredale	Kozeal	K. Aloy	Helfrick	Souza	Thomas Jr.
April 12	at #7 Georgia *	Davalan	W. Aloy	Maxwell	Iredale	Kozeal	K. Aloy	Helfrick	Fraser	Thomas Jr.
April 13	at #7 Georgia *	Davalan	W. Aloy	Maxwell	K. Aloy	Kozeal	Iredale	Fraser	Helfrick	Diggs
April 15	UAPB	Davalan	W. Aloy	Maxwell	K. Aloy	Kozeal	Iredale	Boles	Robinett	Becker

# GAME-BY-GAME DEFENSIVE LINEUP |||



**RECORD:** 33-5 • **HOME:** 24-1 • **AWAY:** 6-3 • **NEUTRAL:** 3-1 • **SEC:** 12-3

Date	Opponent	C	1B	2B	3B	SS	LF	CF	RF	DH	SP
Feb. 14	Washington State [DH-1]	Helfrick	Peppi	Souza	Iredale	W. Aloy	Thomas Jr.	Davalan	Diggs	Maxwell	Gaeckle
Feb. 14	Washington State [DH-2]	Helfrick	Anderson	Kozeal	Iredale	W. Aloy	Thomas Jr.	Davalan	Peppi	K. Aloy	Root
Feb. 15	Washington State	Becker	Peppi	Souza	Iredale	W. Aloy	Thomas Jr.	Davalan	Diggs	Maxwell	Wood
Feb. 17	Washington State	Helfrick	Peppi	Kozeal	Iredale	W. Aloy	Thomas Jr.	Davalan	Boles	K. Aloy	Beidelschies
Feb. 21	vs. Kansas State	Helfrick	Peppi	Souza	Iredale	W. Aloy	Davalan	Thomas Jr.	Diggs	K. Aloy	Gaeckle
Feb. 22	vs. #22 TCU	Helfrick	Kozeal	Fraser	Iredale	W. Aloy	Davalan	Thomas Jr.	Diggs	Maxwell	Root
Feb. 23	vs. Michigan	Helfrick	Kozeal	Souza	Iredale	W. Aloy	Davalan	Thomas Jr.	Diggs	Maxwell	Wood
Feb. 25	Grambling	Helfrick	Peppi	Souza	Iredale	W. Aloy	Davalan	Thomas Jr.	Maxwell	K. Aloy	Bybee
Feb. 28	Charlotte	Helfrick	Kozeal	Souza	Iredale	W. Aloy	Davalan	Thomas Jr.	Maxwell	K. Aloy	Gaeckle
March 1	Charlotte	Helfrick	Kozeal	Souza	Iredale	W. Aloy	Maxwell	Davalan	Diggs	K. Aloy	Root
March 2	Charlotte	Helfrick	Peppi	Fraser	Iredale	W. Aloy	Boles	Thomas Jr.	Maxwell	K. Aloy	Beidelschies
March 4	ULM	Helfrick	Kozeal	Souza	Iredale	W. Aloy	Maxwell	Davalan	Diggs	K. Aloy	Fisher
March 5	ULM	Becker	Peppi	Souza	Iredale	W. Aloy	Davalan	Thomas Jr.	Diggs	K. Aloy	Bybee
March 7	Portland	Helfrick	Kozeal	Souza	Iredale	W. Aloy	Davalan	Thomas Jr.	Maxwell	K. Aloy	Gaeckle
March 8	Portland	Helfrick	Kozeal	Souza	Iredale	W. Aloy	Davalan	Thomas Jr.	Diggs	K. Aloy	Root
March 9	Portland	Helfrick	Peppi	Souza	Iredale	W. Aloy	Davalan	Thomas Jr.	Boles	K. Aloy	Beidelschies
March 11	UCA	Becker	Kozeal	Fraser	Iredale	W. Aloy	Maxwell	Davalan	Diggs	K. Aloy	Fisher
March 14	at #13 Ole Miss *	Helfrick	Peppi	Souza	Iredale	W. Aloy	Davalan	Thomas Jr.	Maxwell	K. Aloy	Root
March 15	at #13 Ole Miss *	Helfrick	Peppi	Kozeal	Iredale	W. Aloy	Davalan	Thomas Jr.	Maxwell	K. Aloy	Gaeckle
March 16	at #13 Ole Miss *	Helfrick	Kozeal	Souza	Iredale	W. Aloy	Maxwell	Davalan	Diggs	K. Aloy	Beidelschies
March 18	Oral Roberts	Becker	Kozeal	Souza	Iredale	W. Aloy	Boles	Davalan	Maxwell	K. Aloy	Bybee
March 19	Oral Roberts	Helfrick	Kozeal	Souza	Iredale	W. Aloy	Maxwell	Davalan	Diggs	K. Aloy	Fisher
March 21	South Carolina *	Helfrick	Kozeal	Souza	Iredale	W. Aloy	Davalan	Thomas Jr.	Maxwell	K. Aloy	Root
March 22	South Carolina *	Helfrick	Kozeal	Souza	Iredale	W. Aloy	Davalan	Thomas Jr.	Maxwell	K. Aloy	Gaeckle
March 23	South Carolina *	Helfrick	Kozeal	Souza	Iredale	W. Aloy	Davalan	Thomas Jr.	Maxwell	K. Aloy	Root
March 25	Missouri State	Becker	Kozeal	Souza	Fraser	W. Aloy	Maxwell	Davalan	Diggs	K. Aloy	Fisher
March 28	at #14 Vanderbilt *	Helfrick	Kozeal	Souza	Iredale	W. Aloy	Davalan	Thomas Jr.	Maxwell	K. Aloy	Root
March 29	at #14 Vanderbilt *	Helfrick	Kozeal	Souza	Iredale	W. Aloy	Davalan	Thomas Jr.	Maxwell	K. Aloy	Gaeckle
March 30	at #14 Vanderbilt *	Helfrick	Kozeal	Souza	Iredale	W. Aloy	Davalan	Thomas Jr.	Maxwell	K. Aloy	Beidelschies
April 1	vs. Grambling	Becker	Anderson	Fraser	Iredale	W. Aloy	Boles	Davalan	Diggs	K. Aloy	McGuire
April 5	Missouri *	Helfrick	Kozeal	Souza	Iredale	W. Aloy	Davalan	Thomas Jr.	Maxwell	K. Aloy	Root
April 6	Missouri * [DH-1]	Helfrick	Kozeal	Souza	Iredale	W. Aloy	Davalan	Thomas Jr.	Maxwell	K. Aloy	Gaeckle
April 6	Missouri * [DH-2]	Helfrick	Kozeal	Souza	Iredale	W. Aloy	Davalan	Thomas Jr.	Boles	K. Aloy	Beidelschies
April 8	Arkansas State	Becker	Kozeal	Souza	Iredale	W. Aloy	Davalan	Thomas Jr.	Boles	K. Aloy	McGuire
April 11	at #7 Georgia *	Helfrick	Kozeal	Souza	Iredale	W. Aloy	Davalan	Thomas Jr.	Maxwell	K. Aloy	Root
April 12	at #7 Georgia *	Helfrick	Kozeal	Fraser	Iredale	W. Aloy	Davalan	Thomas Jr.	Maxwell	K. Aloy	Gaeckle
April 13	at #7 Georgia *	Helfrick	Kozeal	Fraser	Iredale	W. Aloy	Diggs	Davalan	Maxwell	K. Aloy	Beidelschies
April 15	UAPB	Becker	Robinett	Kozeal	Iredale	W. Aloy	Boles	Davalan	K. Aloy	Maxwell	McGuire





# ||| GAME-BY-GAME HITTING

RECORD: 33-5 • HOME: 24-1 • AWAY: 6-3 • NEUTRAL: 3-1 • SEC: 12-3

Date	Opponent	AB	R	H	RBI	2B	3B	HR	BB	IBB	SB	CS	HBP	SAC	SF	GDP	K	PO	A	E	Avg
Feb. 14	Washington State [DH-1]	32	3	6	2	0	0	0	6	1	3	1	0	0	2	1	9	30	9	2	.188
Feb. 14	Washington State [DH-2]	30	14	13	14	6	1	1	8	0	1	0	3	0	0	1	5	21	7	0	.306
Feb. 15	Washington State	31	5	9	5	4	0	3	3	0	0	2	1	0	0	0	8	27	7	0	.301
Feb. 17	Washington State	28	12	10	10	2	0	1	11	0	1	1	2	0	0	0	6	21	13	0	.314
Feb. 21	vs. Kansas State	33	2	7	2	2	0	2	2	0	0	0	1	0	0	0	11	27	14	0	.292
Feb. 22	vs. #22 TCU	29	2	3	2	1	0	0	3	0	1	0	1	1	0	0	7	27	9	2	.262
Feb. 23	vs. Michigan	33	8	10	7	3	0	1	8	0	0	1	2	0	0	1	7	27	6	2	.269
Feb. 25	Grambling	29	14	14	13	2	0	2	10	0	1	0	3	0	2	0	3	21	11	0	.294
Feb. 28	Charlotte	36	11	11	11	3	0	2	4	0	0	0	2	0	0	0	9	27	9	0	.295
March 1	Charlotte	33	8	10	8	3	0	2	4	0	0	0	1	1	0	0	7	27	6	0	.296
March 2	Charlotte	34	4	13	3	2	0	0	3	0	0	2	0	1	1	0	8	27	6	0	.305
March 4	ULM	33	14	15	12	2	0	4	4	1	0	0	2	0	1	1	6	21	5	0	.318
March 5	ULM	28	15	9	14	2	0	4	13	0	1	0	2	0	0	1	2	21	6	0	.318
March 7	Portland	31	20	13	19	2	1	5	6	0	2	0	3	0	0	0	7	21	8	0	.325
March 8	Portland	29	10	10	10	2	0	4	2	0	2	1	1	1	0	0	4	21	5	0	.326
March 9	Portland	31	5	7	5	0	0	2	3	0	1	0	0	0	0	0	8	27	10	0	.320
March 11	UCA	31	9	6	9	0	0	3	7	0	1	0	2	0	0	1	9	27	7	0	.313
March 14	at #13 Ole Miss *	36	6	10	6	1	0	2	2	0	0	0	1	0	1	1	14	24	5	1	.310
March 15	at #13 Ole Miss *	40	12	15	11	1	0	5	2	0	0	0	2	1	2	0	13	27	8	1	.315
March 16	at #13 Ole Miss *	44	12	16	12	2	0	2	4	1	1	0	0	0	0	1	9	27	6	1	.318
March 18	Oral Roberts	28	4	8	3	0	0	0	7	0	1	0	3	0	1	3	2	27	7	0	.317
March 19	Oral Roberts	32	16	14	15	2	1	2	8	0	2	2	2	0	0	0	3	21	7	1	.322
March 21	South Carolina *	33	12	15	10	4	0	2	4	0	0	0	1	0	0	0	9	21	6	0	.328
March 22	South Carolina *	36	12	13	11	2	0	2	4	0	0	0	4	0	1	0	9	27	10	0	.329
March 23	South Carolina *	33	11	13	11	0	0	5	7	2	0	0	1	2	1	0	5	27	14	0	.332
March 25	Missouri State	44	13	16	13	5	0	1	4	1	1	0	2	1	0	1	13	30	7	2	.334
March 28	at #14 Vanderbilt *	35	9	9	9	2	1	3	9	0	1	0	0	0	0	1	10	27	9	0	.331
March 29	at #14 Vanderbilt *	39	6	9	6	0	0	2	3	0	1	0	1	2	0	1	8	30	8	1	.327
March 30	at #14 Vanderbilt *	35	7	9	6	2	0	3	3	0	1	0	0	0	0	0	12	27	7	0	.324
April 1	vs. Grambling	29	7	7	6	0	1	0	6	0	2	0	3	1	1	0	8	27	11	2	.322
April 5	Missouri *	33	21	14	20	2	0	2	14	0	1	0	4	0	0	0	10	21	4	0	.325
April 6	Missouri * [DH-1]	33	14	16	14	3	0	2	6	0	0	0	2	0	1	0	9	21	7	2	.330
April 6	Missouri * [DH-2]	32	16	16	16	4	0	3	9	0	1	0	0	0	1	1	4	21	6	0	.335
April 8	Arkansas State	33	7	11	7	2	0	2	5	0	3	2	0	0	0	0	13	27	11	1	.335
April 11	at #7 Georgia *	38	13	12	11	4	1	1	6	0	0	1	2	0	0	0	12	27	6	0	.334
April 12	at #7 Georgia *	38	6	11	5	3	0	2	4	0	0	0	1	0	0	0	13	24	2	0	.333
April 13	at #7 Georgia *	44	6	7	5	1	0	3	3	0	0	0	0	1	0	0	15	35	10	1	.327
April 15	UAPB	40	13	18	13	3	0	4	3	0	1	0	0	0	1	0	3	24	10	2	.330
	<b>Totals</b>	<b>1286</b>	<b>379</b>	<b>425</b>	<b>356</b>	<b>79</b>	<b>6</b>	<b>84</b>	<b>210</b>	<b>6</b>	<b>30</b>	<b>12</b>	<b>55</b>	<b>12</b>	<b>16</b>	<b>15</b>	<b>310</b>	<b>962</b>	<b>299</b>	<b>21</b>	<b>.330</b>



RECORD: 33-5 • HOME: 24-1 • AWAY: 6-3 • NEUTRAL: 3-1 • SEC: 12-3

Date	Opponent	IP	H	R	ER	BB	SO	2B	3B	HR	WP	BK	HBP	DP	IBB	Score	W	L	SV	ERA
Feb. 14	Washington State [DH-1]	10.0	6	2	1	1	10	0	0	1	1	0	1	2	0	3-2	1	0	0	0.90
Feb. 14	Washington State [DH-2]	7.0	5	2	2	1	9	1	0	0	0	0	1	2	0	14-2	2	0	0	1.59
Feb. 15	Washington State	9.0	6	2	2	1	10	3	1	0	2	0	0	0	0	5-2	3	0	1	1.73
Feb. 17	Washington State	7.0	6	2	2	2	8	2	0	0	0	0	0	1	0	12-2	4	0	1	1.91
Feb. 21	vs. Kansas State	9.0	8	3	3	4	3	2	0	0	1	0	0	2	0	2-3	4	1	1	2.14
Feb. 22	vs. #22 TCU	9.0	4	1	1	5	11	0	0	0	1	0	1	2	0	2-1	5	1	2	1.94
Feb. 23	vs. Michigan	9.0	11	6	3	5	13	1	0	2	3	0	2	2	0	8-6	6	1	3	2.10
Feb. 25	Grambling	7.0	4	3	3	3	7	1	0	0	1	0	1	1	0	14-3	7	1	3	2.28
Feb. 28	Charlotte	9.0	15	10	10	1	12	5	1	2	3	0	3	0	0	11-10	8	1	4	3.20
March 1	Charlotte	9.0	8	5	5	4	15	3	0	1	0	0	1	1	0	8-5	9	1	5	3.39
March 2	Charlotte	9.0	6	3	3	1	12	0	0	1	1	0	1	0	0	4-3	10	1	5	3.35
March 4	ULM	7.0	6	1	1	2	12	1	0	0	2	0	0	1	0	14-1	11	1	5	3.21
March 5	ULM	7.0	5	3	3	1	6	0	0	1	0	0	0	0	0	15-3	12	1	5	3.25
March 7	Portland	7.0	6	3	3	3	8	0	1	0	1	0	2	0	0	20-3	13	1	5	3.29
March 8	Portland	7.0	4	0	0	1	11	1	0	0	0	0	0	0	0	10-0	14	1	5	3.10
March 9	Portland	9.0	10	3	3	0	8	2	0	1	2	0	1	1	0	5-3	15	1	6	3.09
March 11	UCA	9.0	7	2	2	3	13	1	0	0	0	1	3	1	0	9-2	16	1	6	3.02
March 14	at #13 Ole Miss *	8.0	14	10	10	5	8	6	0	2	0	0	2	0	0	6-10	16	2	6	3.47
March 15	at #13 Ole Miss *	9.0	4	3	3	3	18	1	0	1	2	0	1	1	0	12-3	17	2	7	3.44
March 16	at #13 Ole Miss *	9.0	10	9	9	8	10	2	0	4	0	0	2	0	0	12-9	18	2	7	3.74
March 18	Oral Roberts	9.0	7	1	1	2	8	0	0	0	1	0	0	0	0	4-1	19	2	8	3.60
March 19	Oral Roberts	7.0	1	0	0	1	7	0	0	0	1	0	2	1	0	16-0	20	2	8	3.46
March 21	South Carolina *	7.0	6	2	2	1	7	3	0	0	1	0	0	0	0	12-2	21	2	8	3.43
March 22	South Carolina *	9.0	7	3	3	3	5	0	0	0	1	0	2	3	0	12-3	22	2	9	3.41
March 23	South Carolina *	9.0	10	4	4	3	6	2	0	2	0	0	2	2	0	11-4	23	2	9	3.43
March 25	Missouri State	10.0	14	14	12	6	19	3	0	4	2	0	0	0	0	13-14	23	3	9	3.77
March 28	at #14 Vanderbilt *	9.0	3	0	0	4	8	1	0	0	1	0	0	1	0	9-0	24	3	9	3.62
March 29	at #14 Vanderbilt *	10.0	9	4	4	2	12	1	0	0	2	0	0	0	0	6-4	25	3	9	3.62
March 30	at #14 Vanderbilt *	9.0	8	3	3	3	11	2	0	1	0	0	2	1	0	7-3	26	3	9	3.60
April 1	vs. Grambling	9.0	6	4	4	4	11	2	0	0	1	0	3	0	0	7-4	27	3	10	3.61
April 5	Missouri *	7.0	3	3	3	2	11	3	0	0	0	1	1	0	0	21-3	28	3	10	3.62
April 6	Missouri * [DH-1]	7.0	6	4	2	2	10	0	0	0	0	0	0	0	0	14-4	29	3	10	3.59
April 6	Missouri * [DH-2]	7.0	4	2	1	2	12	2	0	0	0	0	2	1	0	16-2	30	3	10	3.53
April 8	Arkansas State	9.0	7	3	3	3	7	2	0	0	1	0	0	0	0	7-3	31	3	10	3.52
April 11	at #7 Georgia *	9.0	5	3	3	4	11	2	0	1	0	1	0	0	0	13-3	32	3	10	3.50
April 12	at #7 Georgia *	8.0	12	7	7	2	15	2	0	2	1	0	0	0	0	6-7	32	4	10	3.62
April 13	at #7 Georgia *	11.2	7	7	6	1	17	4	0	3	0	0	3	1	0	6-7	32	5	10	3.66
April 15	UAPB	8.0	6	3	3	1	10	1	0	1	0	0	0	1	0	13-3	33	5	10	3.65
	<b>Totals</b>	<b>320.2</b>	<b>266</b>	<b>140</b>	<b>130</b>	<b>100</b>	<b>391</b>	<b>62</b>	<b>3</b>	<b>30</b>	<b>32</b>	<b>3</b>	<b>39</b>	<b>28</b>	<b>0</b>	<b>379-140</b>	<b>33</b>	<b>5</b>	<b>10</b>	<b>3.65</b>



**1 ROCCO PEPPI**

### SEASON HIGHS

Category	High	Opponent (Last)	Date
Hits	2	3x (at #13 Ole Miss)	3/16/25
Runs	2	2x (ULM)	3/5/25
Doubles	1	2x (Charlotte)	2/28/25
Triples	--	--	--
Home Runs	--	--	--
RBI	4	Grambling	2/25/25
Walks	2	2x (ULM)	3/5/25
Stolen Bases	--	--	--

### CAREER HIGHS

Category	High	Opponent (Last)	Date
Hits	4	3x (at Washington State)	4/28/24
Runs	4	3x (at New Mexico)	4/13/24
Doubles	2	2x (at Sacramento State)	3/12/24
Triples	--	--	--
Home Runs	2	2x (San Jose State)	4/20/24
RBI	5	Gonzaga	3/12/22
Walks	2	8x (ULM)	3/5/25
Stolen Bases	1	3x (at Washington State)	4/28/24




**3 NOLAN SOUZA**

### SEASON HIGHS

Category	High	Opponent (Last)	Date
Hits	3	Missouri State	3/25/25
Runs	3	Oral Roberts	3/19/25
Doubles	1	5x (at #7 Georgia)	4/11/25
Triples	--	--	--
Home Runs	1	4x (Oral Roberts)	3/19/25
RBI	3	3x (Missouri)	4/5/25
Walks	3	South Carolina	3/23/25
Stolen Bases	3	Arkansas State	4/8/25

### CAREER HIGHS

Category	High	Opponent (Last)	Date
Hits	3	4x (Missouri State)	3/25/25
Runs	3	Oral Roberts	3/19/25
Doubles	1	12x (at #7 Georgia)	4/11/25
Triples	--	--	--
Home Runs	2	Missouri	3/15/24
RBI	5	Ole Miss	4/6/24
Walks	3	2x (South Carolina)	3/23/25
Stolen Bases	3	Arkansas State	4/8/25



**4 JUSTIN THOMAS JR.**

### SEASON HIGHS

Category	High	Opponent (Last)	Date
Hits	2	3x (Missouri)	4/5/25
Runs	3	Washington State	2/17/25
Doubles	1	4x (at #14 Vanderbilt)	3/30/25
Triples	--	--	--
Home Runs	1	4x (at #14 Vanderbilt)	3/29/25
RBI	4	Missouri	4/5/25
Walks	3	Washington State	2/17/25
Stolen Bases	1	4x (Missouri State)	3/25/25

### CAREER HIGHS

Category	High	Opponent (Last)	Date
Hits	2	3x (Missouri)	4/5/25
Runs	3	Washington State	2/17/25
Doubles	1	5x (at #14 Vanderbilt)	3/30/25
Triples	--	--	--
Home Runs	1	5x (at #14 Vanderbilt)	3/29/25
RBI	4	Missouri	4/5/25
Walks	3	Washington State	2/17/25
Stolen Bases	1	4x (Missouri State)	3/25/25



**5 KENDALL DIGGS**

### SEASON HIGHS

Category	High	Opponent (Last)	Date
Hits	1	9x (UAPB)	4/15/25
Runs	1	8x (UAPB)	4/15/25
Doubles	1	2x (vs. Michigan)	2/23/25
Triples	1	Portland	3/7/25
Home Runs	1	2x (Portland)	3/8/25
RBI	2	2x (Portland)	3/8/25
Walks	1	6x (UCA)	3/11/25
Stolen Bases	1	vs. #22 TCU	2/22/25

### CAREER HIGHS

Category	High	Opponent (Last)	Date
Hits	3	6x (Ole Miss)	4/6/24
Runs	3	4x (SEMO)	5/31/24
Doubles	2	5x (at #20 South Carolina)	4/20/24
Triples	1	3x (Portland)	3/7/25
Home Runs	1	24x (Portland)	3/8/25
RBI	5	at Mississippi State	5/6/23
Walks	3	2x (James Madison)	2/17/24
Stolen Bases	1	7x (vs. #22 TCU)	2/22/25





## 6 GABE FRASER

## SEASON HIGHS

Category	High	Opponent (Last)	Date
Hits	2	2x (at #7 Georgia)	4/12/25
Runs	1	8x (at #7 Georgia)	4/13/25
Doubles	--	--	--
Triples	1	at #7 Georgia	4/11/25
Home Runs	1	Missouri State	3/25/25
RBI	4	Missouri State	3/25/25
Walks	2	at #7 Georgia	4/11/25
Stolen Bases	--	--	--

## CAREER HIGHS

Category	High	Opponent (Last)	Date
Hits	2	2x (at #7 Georgia)	4/12/25
Runs	1	8x (at #7 Georgia)	4/13/25
Doubles	--	--	--
Triples	1	at #7 Georgia	4/11/25
Home Runs	1	Missouri State	3/25/25
RBI	4	Missouri State	3/25/25
Walks	2	at #7 Georgia	4/11/25
Stolen Bases	--	--	--



## 8 CAM KOZEAL

## SEASON HIGHS

Category	High	Opponent (Last)	Date
Hits	4	Missouri	4/5/25
Runs	3	2x (Missouri [DH-2])	4/6/25
Doubles	2	2x (at #7 Georgia)	4/12/25
Triples	--	--	--
Home Runs	2	2x (Missouri [DH-2])	4/6/25
RBI	6	Missouri [DH-2]	4/6/25
Walks	2	Missouri [DH-1]	4/6/25
Stolen Bases	1	2x (at #14 Vanderbilt)	3/30/25

## CAREER HIGHS

Category	High	Opponent (Last)	Date
Hits	4	3x (Missouri)	4/5/25
Runs	3	3x (Missouri [DH-2])	4/6/25
Doubles	2	2x (at #7 Georgia)	4/12/25
Triples	--	--	--
Home Runs	2	2x (Missouri [DH-2])	4/6/25
RBI	6	Missouri [DH-2]	4/6/25
Walks	2	2x (Missouri [DH-1])	4/6/25
Stolen Bases	1	3x (at #14 Vanderbilt)	3/30/25




## 9 WEHIWA ALOY

## SEASON HIGHS

Category	High	Opponent (Last)	Date
Hits	4	2x (Missouri [DH-1])	4/6/25
Runs	5	Portland	3/7/25
Doubles	2	2x (South Carolina)	3/22/25
Triples	1	Oral Roberts	3/19/25
Home Runs	2	2x (at #13 Ole Miss)	3/16/25
RBI	5	at #13 Ole Miss	3/16/25
Walks	2	3x (Missouri [DH-2])	4/6/25
Stolen Bases	2	vs. Grambling	4/1/25

## CAREER HIGHS

Category	High	Opponent (Last)	Date
Hits	4	5x (Missouri [DH-1])	4/6/25
Runs	5	Portland	3/7/25
Doubles	2	4x (South Carolina)	3/22/25
Triples	1	6x (Oral Roberts)	3/19/25
Home Runs	2	2x (at #13 Ole Miss)	3/16/25
RBI	5	2x (at #13 Ole Miss)	3/16/25
Walks	3	#8 LSU	3/28/24
Stolen Bases	2	vs. Grambling	4/1/25



## 10 BRENT IREDALE

## SEASON HIGHS

Category	High	Opponent (Last)	Date
Hits	3	2x (Portland)	3/7/25
Runs	4	Grambling	2/25/25
Doubles	1	7x (at #7 Georgia)	4/11/25
Triples	--	--	--
Home Runs	2	2x (Portland)	3/7/25
RBI	8	Portland	3/7/25
Walks	3	Grambling	2/25/25
Stolen Bases	1	2x (Portland)	3/8/25

## CAREER HIGHS

Category	High	Opponent (Last)	Date
Hits	3	2x (Portland)	3/7/25
Runs	4	Grambling	2/25/25
Doubles	1	7x (at #7 Georgia)	4/11/25
Triples	--	--	--
Home Runs	2	2x (Portland)	3/7/25
RBI	8	Portland	3/7/25
Walks	3	Grambling	2/25/25
Stolen Bases	1	2x (Portland)	3/8/25



**17 ZANE BECKER**

### SEASON HIGHS

Category	High	Opponent (Last)	Date
Hits	2	Washington State	2/15/25
Runs	1	5x (UAPB)	4/15/25
Doubles	2	Washington State	2/15/25
Triples	--	--	--
Home Runs	1	UAPB	4/15/25
RBI	3	Missouri State	3/25/25
Walks	1	5x (UAPB)	4/15/25
Stolen Bases	1	Oral Roberts	3/18/25

### CAREER HIGHS

Category	High	Opponent (Last)	Date
Hits	2	Washington State	2/15/25
Runs	1	5x (UAPB)	4/15/25
Doubles	2	Washington State	2/15/25
Triples	--	--	--
Home Runs	1	UAPB	4/15/25
RBI	3	Missouri State	3/25/25
Walks	1	5x (UAPB)	4/15/25
Stolen Bases	1	Oral Roberts	3/18/25



**18 REESE ROBINETT**

### SEASON HIGHS

Category	High	Opponent (Last)	Date
Hits	--	--	--
Runs	1	UAPB	4/15/25
Doubles	3	UAPB	4/15/25
Triples	--	--	--
Home Runs	--	--	--
RBI	1	UAPB	4/15/25
Walks	1	Washington State	2/17/25
Stolen Bases	--	--	--

### CAREER HIGHS

Category	High	Opponent (Last)	Date
Hits	2	SEMO	3/21/23
Runs	2	2x (Omaha)	3/28/23
Doubles	3	UAPB	4/15/25
Triples	--	--	--
Home Runs	1	2x (at #1 LSU)	3/24/23
RBI	3	at #1 LSU	3/24/23
Walks	1	2x (Washington State)	2/17/25
Stolen Bases	--	--	--



**22 LOGAN MAXWELL**

### SEASON HIGHS

Category	High	Opponent (Last)	Date
Hits	3	3x (at #13 Ole Miss)	3/16/25
Runs	3	4x (UAPB)	4/15/25
Doubles	1	3x (at #7 Georgia)	4/11/25
Triples	--	--	--
Home Runs	1	9x (Missouri)	4/5/25
RBI	2	5x (South Carolina)	3/21/25
Walks	3	Missouri	4/5/25
Stolen Bases	--	--	--

### CAREER HIGHS

Category	High	Opponent (Last)	Date
Hits	5	at Baylor	5/4/24
Runs	3	7x (UAPB)	4/15/25
Doubles	2	5x (Houston)	3/28/24
Triples	1	4x (Texas Tech)	4/13/24
Home Runs	1	14x (Missouri)	4/5/25
RBI	5	UTRGV	5/2/23
Walks	3	3x (Missouri)	4/5/25
Stolen Bases	2	Army	3/13/22



**24 CHARLES DAVALAN**

### SEASON HIGHS

Category	High	Opponent (Last)	Date
Hits	4	2x (South Carolina)	3/21/25
Runs	4	ULM	3/5/25
Doubles	1	6x (at #7 Georgia)	4/13/25
Triples	1	vs. Grambling	4/1/25
Home Runs	2	2x (Missouri [DH-1])	4/6/25
RBI	7	Missouri [DH-1]	4/6/25
Walks	2	6x (at #7 Georgia)	4/13/25
Stolen Bases	1	5x (Missouri [DH-2])	4/6/25

### CAREER HIGHS

Category	High	Opponent (Last)	Date
Hits	4	2x (South Carolina)	3/21/25
Runs	4	3x (ULM)	3/5/25
Doubles	3	Lipscomb	4/26/24
Triples	1	3x (vs. Grambling)	4/1/25
Home Runs	2	2x (Missouri [DH-1])	4/6/25
RBI	7	Missouri [DH-1]	4/6/25
Walks	3	at UCF	4/23/24
Stolen Bases	2	Xavier	3/3/24




**25 KUHIO ALOY**
**SEASON HIGHS**

Category	High	Opponent (Last)	Date
Hits	4	2x (UAPB)	4/15/25
Runs	3	2x (UAPB)	4/15/25
Doubles	2	Missouri [DH-2]	4/6/25
Triples	--	--	--
Home Runs	1	11x (UAPB)	4/15/25
RBI	6	ULM	3/4/25
Walks	2	2x (Oral Roberts)	3/19/25
Stolen Bases	--	--	--

**CAREER HIGHS**

Category	High	Opponent (Last)	Date
Hits	4	2x (UAPB)	4/15/25
Runs	3	2x (UAPB)	4/15/25
Doubles	2	2x (Missouri [DH-2])	4/6/25
Triples	1	at UC Davis	2/22/24
Home Runs	1	19x (UAPB)	4/15/25
RBI	6	ULM	3/4/25
Walks	2	4x (Oral Roberts)	3/19/25
Stolen Bases	--	--	--


**27 RYDER HELFRICK**
**SEASON HIGHS**

Category	High	Opponent (Last)	Date
Hits	3	2x (Missouri [DH-2])	4/6/25
Runs	2	8x (at #7 Georgia)	4/13/25
Doubles	1	4x (Missouri [DH-2])	4/6/25
Triples	1	2x (at #14 Vanderbilt)	3/28/25
Home Runs	2	2x (at #7 Georgia)	4/13/25
RBI	3	2x (Grambling)	2/25/25
Walks	2	5x (at #14 Vanderbilt)	3/28/25
Stolen Bases	--	--	--

**CAREER HIGHS**

Category	High	Opponent (Last)	Date
Hits	3	2x (Missouri [DH-2])	4/6/25
Runs	3	James Madison	2/17/24
Doubles	1	7x (Missouri [DH-2])	4/6/25
Triples	1	2x (at #14 Vanderbilt)	3/28/25
Home Runs	2	2x (at #7 Georgia)	4/13/25
RBI	3	2x (Grambling)	2/25/25
Walks	2	6x (at #14 Vanderbilt)	3/28/25
Stolen Bases	1	#14 Mississippi State	5/10/24


**28 CARSON BOLES**
**SEASON HIGHS**

Category	High	Opponent (Last)	Date
Hits	2	2x (Arkansas State)	4/8/25
Runs	2	3x (Missouri [DH-2])	4/6/25
Doubles	1	4x (Arkansas State)	4/8/25
Triples	--	--	--
Home Runs	1	Missouri [DH-2]	4/6/25
RBI	3	2x (Missouri [DH-2])	4/6/25
Walks	2	3x (Missouri [DH-2])	4/6/25
Stolen Bases	--	--	--

**CAREER HIGHS**

Category	High	Opponent (Last)	Date
Hits	2	2x (Arkansas State)	4/8/25
Runs	2	3x (Missouri [DH-2])	4/6/25
Doubles	1	4x (Arkansas State)	4/8/25
Triples	--	--	--
Home Runs	1	Missouri [DH-2]	4/6/25
RBI	3	2x (Missouri [DH-2])	4/6/25
Walks	2	3x (Missouri [DH-2])	4/6/25
Stolen Bases	--	--	--


**42 MICHAEL ANDERSON**
**SEASON HIGHS**

Category	High	Opponent (Last)	Date
Hits	--	--	--
Runs	--	--	--
Doubles	--	--	--
Triples	--	--	--
Home Runs	--	--	--
RBI	--	--	--
Walks	1	vs. Grambling	4/1/25
Stolen Bases	--	--	--

**CAREER HIGHS**

Category	High	Opponent (Last)	Date
Hits	5	Stonehill	3/20/24
Runs	3	Stonehill	3/20/24
Doubles	2	Stonehill	3/20/24
Triples	1	2x (Stonehill)	3/20/24
Home Runs	2	3x (at Davidson)	5/3/24
RBI	12	Stonehill	3/20/24
Walks	3	at George Washington	4/19/24
Stolen Bases	1	at Stonehill	4/24/24





## 13 STEELE EAVES

### SEASON HIGHS

Category	High	Opponent (Last)	Date
Innings	1.2	Portland	3/7/25
Longest Start	--	--	--
Shortest Start	--	--	--
Longest Relief	1.2	Portland	3/7/25
Hits	4	Portland	3/7/25
Runs	1	2x (Portland)	3/7/25
Earned Runs	1	2x (Portland)	3/7/25
Walks	1	Oral Roberts	3/19/25
Strikeouts	2	2x (Missouri [DH-2])	4/6/25

### CAREER HIGHS

Category	High	Opponent (Last)	Date
Innings	1.2	Portland	3/7/25
Longest Start	--	--	--
Shortest Start	--	--	--
Longest Relief	1.2	Portland	3/7/25
Hits	4	Portland	3/7/25
Runs	1	2x (Portland)	3/7/25
Earned Runs	1	2x (Portland)	3/7/25
Walks	1	Oral Roberts	3/19/25
Strikeouts	2	2x (Missouri [DH-2])	4/6/25



## 14 GAGE WOOD

### SEASON HIGHS

Category	High	Opponent (Last)	Date
Innings	5.0	Washington State	2/15/25
Longest Start	5.0	Washington State	2/15/25
Shortest Start	2.0	vs. Michigan	2/23/25
Longest Relief	--	--	--
Hits	2	2x (vs. Michigan)	2/23/25
Runs	2	Washington State	2/15/25
Earned Runs	2	Washington State	2/15/25
Walks	1	Washington State	2/15/25
Strikeouts	7	Washington State	2/15/25

### CAREER HIGHS

Category	High	Opponent (Last)	Date
Innings	5.0	2x (Washington State)	2/15/25
Longest Start	5.0	2x (Washington State)	2/15/25
Shortest Start	2.0	vs. Michigan	2/23/25
Longest Relief	4.1	at #8 Kentucky	5/4/24
Hits	7	at #5 Texas A&M	5/17/24
Runs	5	at #12 Vanderbilt	5/19/23
Earned Runs	5	at #12 Vanderbilt	5/19/23
Walks	3	at Mississippi State	5/5/23
Strikeouts	7	Washington State	2/15/25



## 16 AIDEN JIMENEZ

### SEASON HIGHS

Category	High	Opponent (Last)	Date
Innings	4.1	South Carolina	3/22/25
Longest Start	--	--	--
Shortest Start	--	--	--
Longest Relief	4.1	South Carolina	3/22/25
Hits	4	South Carolina	3/22/25
Runs	1	4x (at #7 Georgia)	4/13/25
Earned Runs	1	4x (at #7 Georgia)	4/13/25
Walks	1	3x (at #7 Georgia)	4/11/25
Strikeouts	6	at #13 Ole Miss	3/15/25

### CAREER HIGHS

Category	High	Opponent (Last)	Date
Innings	6.0	vs. Sam Houston	6/4/23
Longest Start	2.0	Portland	5/16/23
Shortest Start	2.0	Portland	5/16/23
Longest Relief	6.0	vs. Sam Houston	6/4/23
Hits	6	Arizona State	5/25/23
Runs	5	Portland	5/16/23
Earned Runs	5	Portland	5/16/23
Walks	2	2x (Utah)	5/7/23
Strikeouts	6	2x (at #13 Ole Miss)	3/15/25



## 20 GABE GAECKLE

### SEASON HIGHS

Category	High	Opponent (Last)	Date
Innings	5.2	2x (at #14 Vanderbilt)	3/29/25
Longest Start	5.2	2x (at #14 Vanderbilt)	3/29/25
Shortest Start	1.2	South Carolina	3/22/25
Longest Relief	--	--	--
Hits	10	Charlotte	2/28/25
Runs	9	Charlotte	2/28/25
Earned Runs	9	Charlotte	2/28/25
Walks	4	vs. Kansas State	2/21/25
Strikeouts	8	at #13 Ole Miss	3/15/25

### CAREER HIGHS

Category	High	Opponent (Last)	Date
Innings	5.2	2x (at #14 Vanderbilt)	3/29/25
Longest Start	5.2	2x (at #14 Vanderbilt)	3/29/25
Shortest Start	1.2	South Carolina	3/22/25
Longest Relief	3.0	2x (SEMO)	5/31/24
Hits	10	Charlotte	2/28/25
Runs	9	Charlotte	2/28/25
Earned Runs	9	Charlotte	2/28/25
Walks	4	vs. Kansas State	2/21/25
Strikeouts	8	at #13 Ole Miss	3/15/25



## 26 TATE MCGUIRE

### SEASON HIGHS

Category	High	Opponent (Last)	Date
Innings	4.0	vs. Grambling	4/1/25
Longest Start	4.0	vs. Grambling	4/1/25
Shortest Start	3.0	Arkansas State	4/8/25
Longest Relief	3.0	Oral Roberts	3/19/25
Hits	5	Arkansas State	4/8/25
Runs	3	UAPB	4/15/25
Earned Runs	3	UAPB	4/15/25
Walks	2	vs. Grambling	4/1/25
Strikeouts	5	UAPB	4/15/25

### CAREER HIGHS

Category	High	Opponent (Last)	Date
Innings	4.0	vs. Grambling	4/1/25
Longest Start	4.0	vs. Grambling	4/1/25
Shortest Start	3.0	Arkansas State	4/8/25
Longest Relief	3.0	Oral Roberts	3/19/25
Hits	5	Arkansas State	4/8/25
Runs	3	UAPB	4/15/25
Earned Runs	3	UAPB	4/15/25
Walks	2	2x (vs. Grambling)	4/1/25
Strikeouts	5	UAPB	4/15/25



## 29 COLE GIBLER

### SEASON HIGHS

Category	High	Opponent (Last)	Date
Innings	2.1	Missouri State	3/25/25
Longest Start	--	--	--
Shortest Start	--	--	--
Longest Relief	2.1	Missouri State	3/25/25
Hits	4	Oral Roberts	3/18/25
Runs	3	Missouri State	3/25/25
Earned Runs	3	Missouri State	3/25/25
Walks	1	6x (Arkansas State)	4/8/25
Strikeouts	7	Missouri State	3/25/25

### CAREER HIGHS

Category	High	Opponent (Last)	Date
Innings	2.1	Missouri State	3/25/25
Longest Start	--	--	--
Shortest Start	--	--	--
Longest Relief	2.1	Missouri State	3/25/25
Hits	4	Oral Roberts	3/18/25
Runs	3	Missouri State	3/25/25
Earned Runs	3	Missouri State	3/25/25
Walks	1	6x (Arkansas State)	4/8/25
Strikeouts	7	Missouri State	3/25/25



## 31 DYLAN CARTER

### SEASON HIGHS

Category	High	Opponent (Last)	Date
Innings	2.0	3x (vs. Grambling)	4/1/25
Longest Start	--	--	--
Shortest Start	--	--	--
Longest Relief	2.0	3x (vs. Grambling)	4/1/25
Hits	3	2x (vs. Grambling)	4/1/25
Runs	2	2x (vs. Grambling)	4/1/25
Earned Runs	2	2x (vs. Grambling)	4/1/25
Walks	1	6x (vs. Grambling)	4/1/25
Strikeouts	3	2x (at #7 Georgia)	4/13/25

### CAREER HIGHS

Category	High	Opponent (Last)	Date
Innings	4.2	#16 Tennessee	4/16/23
Longest Start	--	--	--
Shortest Start	--	--	--
Longest Relief	3.2	Alabama	4/2/23
Hits	6	#16 Tennessee	4/16/23
Runs	6	at #1 LSU	3/25/23
Earned Runs	5	at #1 LSU	3/25/23
Walks	3	at #1 LSU	3/25/23
Strikeouts	3	6x (at #7 Georgia)	4/13/25



## 32 HUNTER DIETZ

### SEASON HIGHS

Category	High	Opponent (Last)	Date
Innings	--	--	--
Longest Start	--	--	--
Shortest Start	--	--	--
Longest Relief	--	--	--
Hits	--	--	--
Runs	--	--	--
Earned Runs	--	--	--
Walks	--	--	--
Strikeouts	--	--	--

### CAREER HIGHS

Category	High	Opponent (Last)	Date
Innings	0.2	vs. #8 LSU	3/30/24
Longest Start	--	--	--
Shortest Start	--	--	--
Longest Relief	0.2	vs. #8 LSU	3/30/24
Hits	1	vs. #8 LSU	3/30/24
Runs	0	2x (San Jose State)	4/9/24
Earned Runs	0	2x (San Jose State)	4/9/24
Walks	1	2x (San Jose State)	4/9/24
Strikeouts	1	2x (San Jose State)	4/9/24



## 33 ZACH ROOT

### SEASON HIGHS

Category	High	Opponent (Last)	Date
Innings	7.2	at #14 Vanderbilt	3/28/25
Longest Start	7.2	at #14 Vanderbilt	3/28/25
Shortest Start	3.0	at #13 Ole Miss	3/14/25
Longest Relief	--	--	--
Hits	10	at #13 Ole Miss	3/14/25
Runs	7	at #13 Ole Miss	3/14/25
Earned Runs	7	at #13 Ole Miss	3/14/25
Walks	3	2x (at #7 Georgia)	4/11/25
Strikeouts	10	2x (Portland)	3/8/25

### CAREER HIGHS

Category	High	Opponent (Last)	Date
Innings	7.2	at #14 Vanderbilt	3/28/25
Longest Start	7.2	at #14 Vanderbilt	3/28/25
Shortest Start	3.0	2x (at #13 Ole Miss)	3/14/25
Longest Relief	5.0	at Elon	3/28/23
Hits	10	at #13 Ole Miss	3/14/25
Runs	7	2x (at #13 Ole Miss)	3/14/25
Earned Runs	7	at #13 Ole Miss	3/14/25
Walks	5	Charlotte	4/13/24
Strikeouts	10	3x (Portland)	3/8/25



## 36 PARKER COIL

### SEASON HIGHS

Category	High	Opponent (Last)	Date
Innings	2.0	4x (South Carolina)	3/23/25
Longest Start	--	--	--
Shortest Start	--	--	--
Longest Relief	2.0	4x (South Carolina)	3/23/25
Hits	3	2x (at #13 Ole Miss)	3/15/25
Runs	2	vs. Michigan	2/23/25
Earned Runs	1	at #13 Ole Miss	3/15/25
Walks	1	2x (South Carolina)	3/23/25
Strikeouts	4	2x (at #13 Ole Miss)	3/15/25

### CAREER HIGHS

Category	High	Opponent (Last)	Date
Innings	3.2	Army	3/7/23
Longest Start	3.2	Army	3/7/23
Shortest Start	2.0	vs. Lipscomb	5/2/23
Longest Relief	3.1	#14 Mississippi State	5/11/24
Hits	6	Army	3/7/23
Runs	4	2x (James Madison)	2/17/24
Earned Runs	4	2x (James Madison)	2/17/24
Walks	3	vs. #15 TCU	2/18/23
Strikeouts	4	3x (at #13 Ole Miss)	3/15/25



## 35 LANDON BEIDELSCHIES

### SEASON HIGHS

Category	High	Opponent (Last)	Date
Innings	6.1	Charlotte	3/2/25
Longest Start	6.1	Charlotte	3/2/25
Shortest Start	2.1	at #13 Ole Miss	3/16/25
Longest Relief	2.2	vs. #22 TCU	2/22/25
Hits	8	Portland	3/9/25
Runs	4	2x (at #7 Georgia)	4/13/25
Earned Runs	4	2x (at #7 Georgia)	4/13/25
Walks	2	3x (at #14 Vanderbilt)	3/30/25
Strikeouts	7	3x (Missouri [DH-2])	4/6/25

### CAREER HIGHS

Category	High	Opponent (Last)	Date
Innings	7.0	3x (at Rutgers)	5/16/24
Longest Start	7.0	3x (at Rutgers)	5/16/24
Shortest Start	2.1	at #13 Ole Miss	3/16/25
Longest Relief	2.2	vs. #22 TCU	2/22/25
Hits	9	Michigan State	4/26/24
Runs	6	Michigan State	4/26/24
Earned Runs	6	Michigan State	4/26/24
Walks	4	2x (Michigan)	4/19/24
Strikeouts	12	at West Virginia	3/15/24



## 38 COLIN FISHER

### SEASON HIGHS

Category	High	Opponent (Last)	Date
Innings	3.0	3x (Missouri State)	3/25/25
Longest Start	3.0	3x (Missouri State)	3/25/25
Shortest Start	2.0	Oral Roberts	3/19/25
Longest Relief	2.0	2x (UAPB)	4/15/25
Hits	3	2x (at #13 Ole Miss)	3/16/25
Runs	3	2x (Missouri State)	3/25/25
Earned Runs	3	2x (Missouri State)	3/25/25
Walks	3	Missouri State	3/25/25
Strikeouts	6	2x (Missouri State)	3/25/25

### CAREER HIGHS

Category	High	Opponent (Last)	Date
Innings	5.0	James Madison	2/19/24
Longest Start	5.0	James Madison	2/19/24
Shortest Start	1.0	Grambling	2/27/24
Longest Relief	2.2	at #23 Auburn	3/24/23
Hits	6	Texas Tech	4/17/24
Runs	3	3x (Missouri State)	3/25/25
Earned Runs	3	3x (Missouri State)	3/25/25
Walks	3	2x (Missouri State)	3/25/25
Strikeouts	6	3x (Missouri State)	3/25/25




**40 BEN BYBEE****SEASON HIGHS**

Category	High	Opponent (Last)	Date
Innings	4.0	3x (at #14 Vanderbilt)	3/30/25
Longest Start	4.0	2x (Oral Roberts)	3/18/25
Shortest Start	3.0	Grambling	2/25/25
Longest Relief	4.0	at #14 Vanderbilt	3/30/25
Hits	5	2x (at #7 Georgia)	4/12/25
Runs	3	2x (Missouri State)	3/25/25
Earned Runs	3	ULM	3/5/25
Walks	2	Grambling	2/25/25
Strikeouts	7	at #14 Vanderbilt	3/30/25

**CAREER HIGHS**

Category	High	Opponent (Last)	Date
Innings	5.0	2x (San Jose State)	4/9/24
Longest Start	5.0	2x (San Jose State)	4/9/24
Shortest Start	0.2	Alabama	4/2/23
Longest Relief	4.0	at #14 Vanderbilt	3/30/25
Hits	6	2x (Texas Tech)	4/16/24
Runs	6	Texas Tech	4/16/24
Earned Runs	6	Texas Tech	4/16/24
Walks	4	2x (#14 Mississippi State)	5/11/24
Strikeouts	7	at #14 Vanderbilt	3/30/25

**44 CARSON WIGGINS****SEASON HIGHS**

Category	High	Opponent (Last)	Date
Innings	2.0	2x (at #7 Georgia)	4/13/25
Longest Start	--	--	--
Shortest Start	--	--	--
Longest Relief	2.0	2x (at #7 Georgia)	4/13/25
Hits	1	5x (at #7 Georgia)	4/13/25
Runs	1	4x (at #7 Georgia)	4/13/25
Earned Runs	1	3x (at #14 Vanderbilt)	3/29/25
Walks	3	at #13 Ole Miss	3/16/25
Strikeouts	4	at #7 Georgia	4/13/25

**CAREER HIGHS**


Category	High	Opponent (Last)	Date
Innings	2.0	2x (at #7 Georgia)	4/13/25
Longest Start	--	--	--
Shortest Start	--	--	--
Longest Relief	2.0	2x (at #7 Georgia)	4/13/25
Hits	1	5x (at #7 Georgia)	4/13/25
Runs	1	4x (at #7 Georgia)	4/13/25
Earned Runs	1	3x (at #14 Vanderbilt)	3/29/25
Walks	3	at #13 Ole Miss	3/16/25
Strikeouts	4	at #7 Georgia	4/13/25

**41 WILL McENTIRE****SEASON HIGHS**

Category	High	Opponent (Last)	Date
Innings	3.1	at #13 Ole Miss	3/16/25
Longest Start	--	--	--
Shortest Start	--	--	--
Longest Relief	3.1	at #13 Ole Miss	3/16/25
Hits	3	Missouri State	3/25/25
Runs	3	Missouri State	3/25/25
Earned Runs	2	2x (Missouri State)	3/25/25
Walks	1	2x (Missouri State)	3/25/25
Strikeouts	5	at #13 Ole Miss	3/16/25

**CAREER HIGHS**

Category	High	Opponent (Last)	Date
Innings	9.0	Louisiana Tech	3/11/23
Longest Start	9.0	Louisiana Tech	3/11/23
Shortest Start	1.1	2x (at #5 Texas A&M)	5/18/24
Longest Relief	6.0	#6 South Carolina	5/13/23
Hits	9	at #1 LSU	3/25/23
Runs	7	at #1 LSU	3/25/23
Earned Runs	7	at #1 LSU	3/25/23
Walks	4	2x (at #6 Oklahoma State)	6/5/22
Strikeouts	9	2x (#6 South Carolina)	5/13/23

**46 CHRISTIAN FOUTCH****SEASON HIGHS**

Category	High	Opponent (Last)	Date
Innings	2.0	Washington State [DH-1]	2/14/25
Longest Start	--	--	--
Shortest Start	--	--	--
Longest Relief	2.0	Washington State [DH-1]	2/14/25
Hits	2	2x (Charlotte)	3/2/25
Runs	2	2x (South Carolina)	3/23/25
Earned Runs	2	2x (South Carolina)	3/23/25
Walks	2	vs. #22 TCU	2/22/25
Strikeouts	5	at #7 Georgia	4/12/25

**CAREER HIGHS**

Category	High	Opponent (Last)	Date
Innings	2.0	5x (Washington State [DH-1])	2/14/25
Longest Start	--	--	--
Shortest Start	--	--	--
Longest Relief	2.0	5x (Washington State [DH-1])	2/14/25
Hits	6	Little Rock	4/12/23
Runs	4	Little Rock	4/12/23
Earned Runs	4	Little Rock	4/12/23
Walks	2	6x (vs. #22 TCU)	2/22/25
Strikeouts	5	at #7 Georgia	4/12/25

# A ||| OVERALL STATISTICS

Record: 33-5 Home: 24-1 Away: 6-3 Neutral: 3-1 SEC: 12-3

Player	avg	gp-gs	ab	r	h	2b	3b	hr	rbi	tb	slg%	bb	hp	so	gdp	ob%	sf	sh	sb-att	po	a	e	fld%
8 Cam Kozeal	.397	33-29	126	35	50	12	0	8	42	86	.683	10	2	22	1	.443	2	2	2-3	165	23	2	.989
25 Kuhio Aloy	.387	35-34	142	42	55	11	0	11	54	99	.697	20	4	46	2	.476	0	0	0-0	0	0	1	.000
24 Charles Davalan	.380	38-37	158	56	60	6	1	12	42	104	.658	23	4	12	0	.470	0	1	5-7	60	2	0	1.000
9 Wehiwa Aloy	.369	38-38	160	53	59	13	1	13	43	113	.706	19	7	35	4	.457	0	0	6-8	44	80	3	.976
22 Logan Maxwell	.362	29-29	105	35	38	3	0	9	21	68	.648	18	7	20	2	.481	1	2	0-1	32	0	0	1.000
27 Ryder Helfrick	.313	34-30	99	27	31	4	2	8	22	63	.636	17	4	26	0	.426	2	4	0-2	297	12	3	.990
10 Brent Iredale	.297	38-37	118	41	35	7	0	10	46	72	.610	30	14	39	1	.470	6	0	2-2	14	70	2	.977
4 Justin Thomas Jr.	.262	35-28	84	25	22	4	0	4	19	38	.452	21	4	30	2	.420	3	2	4-7	56	2	1	.983
3 Nolan Souza	.250	32-28	96	24	24	5	0	4	22	41	.427	19	0	30	0	.374	0	0	9-9	36	48	2	.977
-----																							
28 Carson Boles	.371	19-8	35	12	13	4	0	1	12	20	.571	12	0	9	0	.532	0	0	0-0	15	0	1	.938
17 Zane Becker	.286	18-8	28	5	8	3	0	1	6	14	.500	5	4	7	0	.459	0	1	1-1	95	3	0	1.000
1 Rocco Peppi	.278	13-11	36	7	10	2	0	0	9	12	.333	4	4	6	1	.400	1	0	0-0	60	9	1	.986
18 Reese Robinett	.273	11-1	11	1	3	3	0	0	1	6	.545	1	0	4	0	.333	0	0	0-0	26	1	0	1.000
6 Gabe Fraser	.267	19-7	30	8	8	0	1	1	10	13	.433	4	0	7	0	.343	1	0	0-0	11	15	2	.929
5 Kendall Diggs	.176	24-15	51	8	9	2	1	2	7	19	.373	6	1	15	2	.276	0	0	1-2	26	0	1	.963
42 Michael Anderson	.000	3-2	7	0	0	0	0	0	0	0	.000	1	0	2	0	.125	0	0	0-0	9	0	0	1.000
Totals	.330	38	1286	379	425	79	6	84	356	768	.597	210	55	310	15	.440	16	12	30-42	962	299	21	.984
Opponents	.225	38	1180	140	266	62	3	30	128	424	.359	100	39	391	20	.305	8	12	34-42	902	289	42	.966

LOB - Team (302), Opp (237). DPs turned - Team (28), Opp (16). CI - Team (0), Opp (4). IBB - Team (6), Maxwell 3, K. Aloy 2, Davalan 1. Picked off - Boles 1, Thomas Jr. 1, W. Aloy 1, Fraser 1.

## (All games Sorted by Earned run avg)

Player	era	w-l	app	gs	cg	sho	sv	ip	h	r	er	bb	so	2b	3b	hr	b/avg	wp	hp	bk	sfa	sha
40 Ben Bybee	3.33	3-0	11	3	0	0/0	0	27.0	24	11	10	6	28	4	0	3	.240	0	1	1	1	0
33 Zach Root	3.62	5-1	9	9	1	0/2	0	49.2	39	20	20	17	67	17	0	3	.211	3	5	2	1	1
35 Landon Beidelschie	4.24	4-0	9	8	0	0/0	0	40.1	40	20	19	11	42	9	0	9	.270	1	5	0	0	4
20 Gabe Gaekle	6.69	2-1	9	9	0	0/0	0	36.1	38	29	27	18	42	6	2	2	.264	7	4	0	0	2
-----																						
36 Parker Coil	0.60	2-0	10	0	0	0/0	0	15.0	14	3	1	2	15	2	0	1	.237	0	1	0	1	0
16 Aiden Jimenez	1.50	4-0	12	0	0	0/1	1	24.0	16	4	4	3	26	3	0	0	.195	1	2	0	1	0
44 Carson Wiggins	2.25	1-0	11	0	0	0/0	3	12.0	5	4	3	7	17	2	0	0	.125	4	1	0	1	0
31 Dylan Carter	2.33	4-0	15	0	0	0/2	0	19.1	16	5	5	6	24	4	0	1	.235	6	3	0	1	1
14 Gage Wood	2.57	0-0	2	2	0	0/0	0	7.0	4	3	2	1	13	1	1	0	.160	1	1	0	1	0
41 Will McEntire	3.18	1-0	11	0	0	0/0	1	17.0	11	7	6	2	19	2	0	4	.180	1	1	0	0	1
13 Steele Eaves	3.18	0-0	5	0	0	0/1	0	5.2	6	2	2	1	7	0	0	0	.261	1	2	0	0	0
38 Colin Fisher	3.80	3-0	12	4	0	0/2	0	21.1	16	9	9	9	27	5	0	2	.211	3	2	0	0	2
46 Christian Foutch	3.86	1-0	10	0	0	0/0	3	9.1	6	5	4	5	11	1	0	0	.188	2	6	0	0	1
29 Cole Gibler	4.11	1-1	11	0	0	0/0	1	15.1	13	7	7	6	33	1	0	2	.224	1	3	0	0	0
26 Tate McGuire	4.64	2-2	11	3	0	0/1	1	21.1	18	11	11	6	20	5	0	3	.228	1	2	0	1	0
Totals	3.65	33-5	38	38	1	3/3	10	320.2	266	140	130	100	391	62	3	30	.225	32	39	3	8	12
Opponents	10.15	5-33	38	38	0	0/0	2	300.2	425	379	339	210	310	79	6	84	.330	39	55	5	16	12

PB - Team (5), Helfrick 4, Becker 1, Opp (5). Pickoffs - Team (5), Carter 2, Root 1, Helfrick 1, McGuire 1, Opp (4). SBA/ATT - Helfrick (24-31), Beidelschies (6-10), Becker (10-10), Gaekle (5-7), McGuire (5-5), Fisher (3-4), Bybee (4-4), Foutch (3-3), Coil (2-2), Wiggins (2-2), Eaves (1-1), McEntire (0-1), Gibler (1-1), Root (1-1), Jimenez (1-1).

Record: 12-3 Home: 6-0 Away: 6-3 SEC: 12-3

Player	avg	gp-gs	ab	r	h	2b	3b	hr	rbi	tb	slg%	bb	hp	so	gdp	ob%	sf	sh	sb-att	po	a	e	fld%
8 Cam Kozeal	.468	15-14	62	23	29	7	0	5	28	51	.823	7	1	11	0	.521	1	1	1-1	79	9	1	.989
22 Logan Maxwell	.385	14-14	52	18	20	3	0	6	12	41	.788	7	5	11	1	.500	0	1	0-0	22	0	0	1.000
24 Charles Davalan	.371	15-15	70	23	26	3	0	8	23	53	.757	9	1	9	0	.450	0	0	2-2	23	1	0	1.000
27 Ryder Helfrick	.352	15-15	54	17	19	3	1	5	13	39	.722	7	2	9	0	.438	1	3	0-0	154	6	1	.994
9 Wehiwa Aloy	.324	15-15	68	23	22	4	0	6	17	44	.647	9	1	19	2	.410	0	0	1-2	22	25	1	.979
25 Kuhio Aloy	.318	15-15	66	14	21	5	0	2	14	32	.485	7	2	28	0	.400	0	0	0-0	0	0	0	.000
3 Nolan Souza	.262	13-12	42	9	11	3	0	1	9	17	.405	10	0	13	0	.404	0	0	2-2	20	21	1	.976
4 Justin Thomas Jr.	.250	15-13	44	10	11	2	0	2	14	19	.432	6	1	19	1	.333	3	1	0-0	26	1	1	.964
10 Brent Iredale	.226	15-15	53	14	12	1	0	3	14	22	.415	10	6	22	1	.394	2	0	0-0	2	27	1	.967
-----																							
6 Gabe Fraser	.500	8-2	10	5	5	0	1	0	4	7	.700	4	0	1	0	.643	0	0	0-0	5	6	0	1.000
1 Rocco Peppi	.500	3-2	10	1	5	0	0	0	1	5	.500	0	0	2	0	.500	0	0	0-0	9	2	0	1.000
28 Carson Boles	.444	6-1	9	5	4	0	0	1	4	7	.778	3	0	4	0	.583	0	0	0-0	4	0	0	1.000
5 Kendall Diggs	.000	7-2	6	0	0	0	0	0	0	0	.000	0	0	2	0	.000	0	0	0-0	4	0	0	1.000
17 Zane Becker	.000	5-0	2	1	0	0	0	0	0	0	.000	1	0	1	0	.333	0	0	0-0	9	0	0	1.000
42 Michael Anderson	.000	1-0	1	0	0	0	0	0	0	0	.000	0	0	1	0	.000	0	0	0-0	0	0	0	.000
18 Reese Robinett	.000	1-0	0	0	0	0	0	0	0	0	.000	0	0	0	0	.000	0	0	0-0	0	0	0	.000
Totals	.337	15	549	163	185	31	2	39	153	337	.614	80	19	152	5	.434	7	6	6-7	386	108	7	.986
Opponents	.229	15	472	64	108	31	0	16	57	187	.396	45	17	161	7	.316	4	7	14-18	376	107	19	.962

LOB - Team (125), Opp (95). DPs turned - Team (10), Opp (5). CI - Team (0), Opp (3). IBB - Team (3), Davalan 1, K. Aloy 1, Maxwell 1. Picked off - Thomas Jr. 1.

### (SEC games only Sorted by Earned run avg)

Player	era	w-l	app	gs	cg	sho	sv	ip	h	r	er	bb	so	2b	3b	hr	b/avg	wp	hp	bks	sfa	sha
16 Aiden Jimenez	1.00	3-0	7	0	0	0/1	1	18.0	8	2	2	1	20	1	0	0	.136	1	2	0	1	0
33 Zach Root	4.76	3-1	5	5	1	0/1	0	28.1	27	15	15	11	31	13	0	3	.250	2	2	2	1	1
35 Landon Beidelschie	5.91	1-0	5	5	0	0/0	0	21.1	23	15	14	8	22	6	0	7	.295	0	5	0	0	3
20 Gabe Gaeckle	7.27	1-1	5	5	0	0/0	0	17.1	20	16	14	9	23	2	0	1	.282	3	2	0	0	1
-----																						
13 Steele Eaves	0.00	0-0	1	0	0	0/0	0	1.0	1	0	0	0	2	0	0	0	.250	0	0	0	0	0
41 Will McEntire	1.23	0-0	3	0	0	0/0	1	7.1	3	1	1	0	8	1	0	1	.115	0	0	0	0	0
40 Ben Bybee	1.74	1-0	4	0	0	0/0	0	10.1	8	2	2	2	14	3	0	1	.216	0	0	0	0	0
36 Parker Coil	2.25	2-0	2	0	0	0/0	0	4.0	5	1	1	1	5	1	0	1	.294	0	1	0	0	0
44 Carson Wiggins	2.57	1-0	5	0	0	0/0	0	7.0	3	3	2	6	11	1	0	0	.130	1	1	0	1	0
31 Dylan Carter	3.00	0-0	6	0	0	0/1	0	6.0	1	2	2	2	10	1	0	0	.059	0	1	0	1	1
29 Cole Gibler	3.00	0-1	3	0	0	0/0	0	3.0	2	1	1	0	7	0	0	1	.182	0	1	0	0	0
46 Christian Foutch	6.00	0-0	4	0	0	0/0	0	3.0	1	2	2	2	7	1	0	0	.100	1	2	0	0	0
26 Tate McGuire	6.75	0-0	1	0	0	0/0	0	1.1	3	1	1	1	1	1	0	0	.429	0	0	0	0	0
38 Colin Fisher	40.50	0-0	1	0	0	0/0	0	0.2	3	3	3	2	0	0	0	1	.750	0	0	0	0	1
Totals	4.20	12-3	15	15	1	1/1	2	128.2	108	64	60	45	161	31	0	16	.229	8	17	2	4	7
Opponents	10.05	3-12	15	15	0	0/0	1	125.1	185	163	140	80	152	31	2	39	.337	14	19	1	7	6

PB - Team (3), Helfrick 3, Opp (2). Pickoffs - Team (2), Helfrick 1, Root 1, Opp (1). SBA/ATT - Helfrick (13-17), Beidelschies (5-7), Gaeckle (2-4), Wiggins (2-2), Becker (1-1), Foutch (1-1), Fisher (1-1), Jimenez (1-1), Eaves (1-1), Gibler (1-1).





# ||| GAMES SUMMARY

Score by innings	1	2	3	4	5	6	7	8	9	EX	Total
Arkansas	37	35	50	81	51	45	28	24	22	6	379
Opponents	23	21	18	16	12	19	15	2	9	5	140

## Record when ...

Overall	33-5	After 6 leading	28-1
Conference	12-3	..... trailing	2-3
Non-Conference	21-2	..... tied	3-1
Home games	24-1	After 7 leading	16-1
Away games	6-3	..... trailing	1-4
Neutral site	3-1	..... tied	4-0
Day games	23-3	After 8 leading	17-1
Night games	10-2	..... trailing	1-4
vs Left starter	11-2	..... tied	2-0
vs Right starter	22-3		
1-Run games	4-4	Hit 0 home runs	5-0
2-Run games	3-0	... 1 home run	4-1
5+Run games	19-0	... 2+ home runs	24-4
Extra innings	2-2		
Shutouts	3-0	Opponent 0 home runs	20-1
		..... 1 home run	9-0
		..... 2+ HRs	4-4
Scoring 0-2 runs	1-1		
..... 3-5 runs	5-0		
..... 6-9 runs	8-3	Made 0 errors	22-2
..... 10+ runs	19-1	.... 1 error	5-2
		.... 2+ errors	6-1
Opponent 0-2 runs	13-0		
..... 3-5 runs	17-1	Opp. made 0 errors	10-3
..... 6-9 runs	2-2	..... 1 error	11-1
..... 10+ runs	1-2	..... 2+ errors	12-1
Scored in 1st inning	14-1	Out-hit opponent	26-1
Opp. scored in 1st	9-2	Out-hit by opponent	5-3
Scores first	21-1	Hits are tied	2-1
Opp. scores first	12-4		

## Record when team scores:

Runs	0	1	2	3	4	5	6	7	8	9	10+
W-L	0-0	0-0	1-1	1-0	2-0	2-0	1-3	3-0	2-0	2-0	19-1

## Record when opponent scores:

Runs	0	1	2	3	4	5	6	7	8	9	10+
W-L	3-0	3-0	7-0	12-1	4-0	1-0	1-0	0-2	0-0	1-0	1-2

## Record when leading after:

Inn.	1	2	3	4	5	6	7	8
W-L	12-1	19-0	24-0	24-1	27-1	28-1	16-1	17-1

## Record when trailing after:

Inn.	1	2	3	4	5	6	7	8
W-L	6-2	6-4	5-5	5-4	3-4	2-3	1-4	1-4

## Record when tied after:

Inn.	1	2	3	4	5	6	7	8
W-L	15-2	8-1	4-0	4-0	3-0	3-1	4-0	2-0

Current winning streak: 1  
Longest winning streak: 12  
Longest losing streak: 2

Home attendance : 221122 ( 23 dates avg = 9614 )  
Away attendance : 103917 ( 13 dates avg = 7993 )  
Total attendance: 325039 ( 36 dates avg = 9028 )

<b>Multiple Hit Games</b>	<b>2</b>	<b>3</b>	<b>4</b>	<b>5+</b>	<b>Total</b>
9 Wehiwa Aloy	13	5	2	-	20
24 Charles Davalan	11	5	2	-	18
25 Kuhio Aloy	11	4	2	-	17
8 Cam Kozeal	12	3	1	-	16
22 Logan Maxwell	9	3	-	-	12
10 Brent Iredale	8	2	-	-	10
27 Ryder Helfrick	5	2	-	-	7
3 Nolan Souza	4	1	-	-	5
4 Justin Thomas Jr.	4	-	-	-	4
1 Rocco Peppi	3	-	-	-	3
28 Carson Boles	2	-	-	-	2
6 Gabe Fraser	2	-	-	-	2
18 Reese Robinett	-	1	-	-	1
17 Zane Becker	1	-	-	-	1
TEAM	85	26	7	0	118

<b>Multiple RBI Games</b>	<b>2</b>	<b>3</b>	<b>4</b>	<b>5+</b>	<b>Total</b>
25 Kuhio Aloy	6	6	2	1	15
9 Wehiwa Aloy	6	2	3	1	12
24 Charles Davalan	5	3	2	1	11
10 Brent Iredale	3	3	2	2	10
8 Cam Kozeal	4	3	-	3	10
27 Ryder Helfrick	4	2	-	-	6
3 Nolan Souza	3	3	-	-	6
4 Justin Thomas Jr.	4	-	1	-	5
22 Logan Maxwell	5	-	-	-	5
28 Carson Boles	2	2	-	-	4
17 Zane Becker	1	1	-	-	2
1 Rocco Peppi	1	-	1	-	2
5 Kendall Diggs	2	-	-	-	2
6 Gabe Fraser	-	-	1	-	1
TEAM	46	25	12	8	91

<b>Hitting Streaks</b>	<b>Longest</b>	<b>Current</b>
24 Charles Davalan	17	3
25 Kuhio Aloy	12	1
9 Wehiwa Aloy	10	4
22 Logan Maxwell	9	1
8 Cam Kozeal	8	8
27 Ryder Helfrick	7	7
4 Justin Thomas Jr.	7	-
28 Carson Boles	6	1
10 Brent Iredale	5	-
5 Kendall Diggs	5	1
3 Nolan Souza	5	2
1 Rocco Peppi	4	4
6 Gabe Fraser	4	4
17 Zane Becker	2	1
18 Reese Robinett	1	1

<b>Reached Base Streaks</b>	<b>Longest</b>	<b>Current</b>
24 Charles Davalan	32	32
22 Logan Maxwell	27	1
10 Brent Iredale	25	1
9 Wehiwa Aloy	16	4
8 Cam Kozeal	14	8
27 Ryder Helfrick	14	14
4 Justin Thomas Jr.	12	-
25 Kuhio Aloy	12	1
5 Kendall Diggs	11	1
28 Carson Boles	8	8
3 Nolan Souza	7	7
6 Gabe Fraser	5	5
1 Rocco Peppi	5	5
17 Zane Becker	4	2
42 Michael Anderson	1	-
18 Reese Robinett	1	1

## Starting Lineup By Position (Team W-L record when starter)

### PITCHER:

20 Gabe Gaeckle	9	(7-2)
33 Zach Root	9	(8-1)
35 Landon Beidelschi	8	(7-1)
38 Colin Fisher	4	(3-1)
40 Ben Bybee	3	(3-0)
26 Tate McGuire	3	(3-0)
14 Gage Wood	2	(2-0)

### CATCHER:

27 Ryder Helfrick	30	(26-4)
17 Zane Becker	8	(7-1)

### FIRST BASE:

8 Cam Kozeal	25	(22-3)
1 Rocco Peppi	10	(8-2)
42 Michael Anderson	2	(2-0)
18 Reese Robinett	1	(1-0)

### SECOND BASE:

3 Nolan Souza	28	(25-3)
6 Gabe Fraser	6	(4-2)
8 Cam Kozeal	4	(4-0)

### THIRD BASE:

10 Brent Iredale	37	(33-4)
6 Gabe Fraser	1	(0-1)

### SHORTSTOP:

9 Wehiwa Aloy	38	(33-5)
---------------	----	--------

### LEFT FIELD:

24 Charles Davalan	23	(20-3)
22 Logan Maxwell	6	(5-1)
4 Justin Thomas Jr.	4	(4-0)
28 Carson Boles	4	(4-0)
5 Kendall Diggs	1	(0-1)

### CENTER FIELD:

4 Justin Thomas Jr.	24	(21-3)
24 Charles Davalan	14	(12-2)

### RIGHT FIELD:

22 Logan Maxwell	18	(15-3)
5 Kendall Diggs	14	(12-2)
28 Carson Boles	4	(4-0)
1 Rocco Peppi	1	(1-0)
25 Kuhio Aloy	1	(1-0)

### DESIGNATED HITTER:

25 Kuhio Aloy	33	(28-5)
22 Logan Maxwell	5	(5-0)

## Starting Lineup By Lineup Spot (Team W-L record when starter)

### LEADOFF:

24 Charles Davalan	37	(32-5)
4 Justin Thomas Jr.	1	(1-0)

### 2ND SPOT:

9 Wehiwa Aloy	38	(33-5)
---------------	----	--------

### 3RD SPOT:

22 Logan Maxwell	25	(21-4)
25 Kuhio Aloy	6	(6-0)
8 Cam Kozeal	3	(3-0)
10 Brent Iredale	2	(1-1)
1 Rocco Peppi	2	(2-0)

### CLEANUP:

10 Brent Iredale	18	(17-1)
25 Kuhio Aloy	17	(13-4)
22 Logan Maxwell	3	(3-0)

### 5TH SPOT:

10 Brent Iredale	15	(14-1)
8 Cam Kozeal	8	(5-3)
25 Kuhio Aloy	6	(6-0)
5 Kendall Diggs	3	(3-0)
1 Rocco Peppi	2	(1-1)
28 Carson Boles	2	(2-0)
3 Nolan Souza	1	(1-0)
22 Logan Maxwell	1	(1-0)

### 6TH SPOT:

8 Cam Kozeal	13	(13-0)
1 Rocco Peppi	7	(6-1)
5 Kendall Diggs	6	(4-2)
25 Kuhio Aloy	5	(4-1)
10 Brent Iredale	2	(1-1)
27 Ryder Helfrick	2	(2-0)
17 Zane Becker	1	(1-0)
28 Carson Boles	1	(1-0)
3 Nolan Souza	1	(1-0)

### 7TH SPOT:

27 Ryder Helfrick	17	(14-3)
3 Nolan Souza	6	(5-1)
28 Carson Boles	5	(5-0)
5 Kendall Diggs	4	(4-0)
8 Cam Kozeal	3	(3-0)
42 Michael Anderson	2	(2-0)
6 Gabe Fraser	1	(0-1)

### 8TH SPOT:

3 Nolan Souza	17	(15-2)
27 Ryder Helfrick	9	(8-1)
17 Zane Becker	5	(4-1)
6 Gabe Fraser	3	(2-1)
8 Cam Kozeal	2	(2-0)
5 Kendall Diggs	1	(1-0)
18 Reese Robinett	1	(1-0)

### 9TH SPOT:

4 Justin Thomas Jr.	27	(24-3)
6 Gabe Fraser	3	(2-1)
3 Nolan Souza	3	(3-0)
17 Zane Becker	2	(2-0)
27 Ryder Helfrick	2	(2-0)
5 Kendall Diggs	1	(0-1)



## STARTERS SUMMARY

Player	GS	Position											Batting Order								
		p	c	1b	2b	3b	ss	lf	cf	rf	of	dh	1st	2nd	3rd	4th	5th	6th	7th	8th	9th
9 Wehiwa Aloy	38	.	.	.	.	.	38	.	.	.	.	.	.	38	.	.	.	.	.	.	.
10 Brent Iredale	37	.	.	.	.	37	.	.	.	.	.	.	.	.	2	18	15	2	.	.	.
24 Charles Davala	37	.	.	.	.	.	.	23	14	.	.	.	37	.	.	.	.	.	.	.	.
25 Kuhio Aloy	34	.	.	.	.	.	.	.	.	1	.	33	.	.	6	17	6	5	.	.	.
27 Ryder Helfrick	30	.	30	.	.	.	.	.	.	.	.	.	.	.	.	.	.	2	17	9	2
22 Logan Maxwell	29	.	.	.	.	.	.	6	.	18	.	5	.	.	25	3	1	.	.	.	.
8 Cam Kozeal	29	.	.	25	4	.	.	.	.	.	.	.	.	.	3	.	8	13	3	2	.
3 Nolan Souza	28	.	.	.	28	.	.	.	.	.	.	.	.	.	.	.	1	1	6	17	3
4 Justin Thomas J	28	.	.	.	.	.	.	4	24	.	.	.	1	.	.	.	.	.	.	.	27
5 Kendall Diggs	15	.	.	.	.	.	.	1	.	14	.	.	.	.	.	.	3	6	4	1	1
1 Rocco Peppi	11	.	.	10	.	.	.	.	.	1	.	.	.	.	2	.	2	7	.	.	.
33 Zach Root	9	9	.	.	.	.	.	.	.	.	.	.	.	.	.	.	.	.	.	.	.
20 Gabe Gaeckle	9	9	.	.	.	.	.	.	.	.	.	.	.	.	.	.	.	.	.	.	.
28 Carson Boles	8	.	.	.	.	.	.	4	.	4	.	.	.	.	.	.	2	1	5	.	.
17 Zane Becker	8	.	8	.	.	.	.	.	.	.	.	.	.	.	.	.	.	1	.	5	2
35 Landon Beidels	8	8	.	.	.	.	.	.	.	.	.	.	.	.	.	.	.	.	.	.	.
6 Gabe Fraser	7	.	.	.	6	1	.	.	.	.	.	.	.	.	.	.	.	.	1	3	3
38 Colin Fisher	4	4	.	.	.	.	.	.	.	.	.	.	.	.	.	.	.	.	.	.	.
26 Tate McGuire	3	3	.	.	.	.	.	.	.	.	.	.	.	.	.	.	.	.	.	.	.
40 Ben Bybee	3	3	.	.	.	.	.	.	.	.	.	.	.	.	.	.	.	.	.	.	.
14 Gage Wood	2	2	.	.	.	.	.	.	.	.	.	.	.	.	.	.	.	.	.	.	.
42 Michael Anders	2	.	.	2	.	.	.	.	.	.	.	.	.	.	.	.	.	.	2	.	.
18 Reese Robinett	1	.	.	1	.	.	.	.	.	.	.	.	.	.	.	.	.	.	.	1	.



# III INDIVIDUAL GAME-BY-GAME

## #42 Michael Anderson - 3 games (All games)

Date	Opponent	Pos	AB	R	H	RBI	2B	3B	HR	BB	SB	CS	HBP	SAC	SF	GDP	K	PO	A	E	Avg
Feb 14	WASHINGTON ST	*1b	4	0	0	0	0	0	0	0	0	0	0	0	0	0	1	3	0	0	.000
Apr 01	vs Grambling	*1b	2	0	0	0	0	0	0	1	0	0	0	0	0	0	0	6	0	0	.000
Apr 05	MISSOURI	ph/1	1	0	0	0	0	0	0	0	0	0	0	0	0	0	1	0	0	0	.000
Totals		2gs	7	0	0	0	0	0	0	1	0	0	0	0	0	0	2	9	0	0	.000

On base pct. .125 • Slugging pct. .000

## #17 Zane Becker - 18 games (All games)

Date	Opponent	Pos	AB	R	H	RBI	2B	3B	HR	BB	SB	CS	HBP	SAC	SF	GDP	K	PO	A	E	Avg
Feb 14	WASHINGTON ST	pr/c	0	1	0	0	0	0	0	0	0	0	0	0	0	0	0	1	0	0	.000
Feb 15	WASHINGTON ST	*c	3	0	2	1	2	0	0	0	0	0	0	0	0	0	0	8	0	0	.667
Feb 17	WASHINGTON ST	c	0	0	0	0	0	0	0	0	0	0	0	0	0	0	0	1	0	0	.667
Feb 23	vs Michigan	ph/c	2	0	1	0	0	0	0	1	0	0	0	0	0	0	0	6	0	0	.600
Feb 25	GRAMBLING	c	1	0	0	0	0	0	0	0	0	0	0	0	0	0	0	3	0	0	.500
Mar 05	ULM	*c	3	1	1	0	0	0	0	0	0	0	1	0	0	0	1	6	0	0	.444
Mar 08	PORTLAND	c	0	0	0	0	0	0	0	0	0	0	0	0	0	0	0	1	0	0	.444
Mar 11	UCA	*c	4	0	1	0	0	0	0	0	0	0	0	0	0	0	2	14	0	0	.385
Mar 15	at Ole Miss	ph/c	1	0	0	0	0	0	0	0	0	0	0	0	0	0	0	2	0	0	.357
Mar 18	ORAL ROBERTS	*c	2	0	1	0	0	0	0	1	1	0	1	0	0	0	0	7	0	0	.375
Mar 22	SOUTH CAROLIN	c	0	0	0	0	0	0	0	0	0	0	0	0	0	0	0	0	0	0	.375
Mar 25	MISSOURI STATE	*c	4	1	1	3	1	0	0	0	0	0	1	0	0	0	2	17	2	0	.350
Apr 01	vs Grambling	*c	2	0	0	0	0	0	0	0	0	0	1	1	0	0	0	8	0	0	.318
Apr 05	MISSOURI	ph/c	0	1	0	0	0	0	0	1	0	0	0	0	0	0	0	2	0	0	.318
Apr 06	MISSOURI-1	ph/c	1	0	0	0	0	0	0	0	0	0	0	0	0	0	1	3	0	0	.304
Apr 08	ARKANSAS STAT	*c	2	0	0	0	0	0	0	1	0	0	0	0	0	0	1	4	0	0	.280
Apr 11	at Georgia	c	0	0	0	0	0	0	0	0	0	0	0	0	0	0	0	2	0	0	.280
Apr 15	UAPB	*c	3	1	1	2	0	0	1	1	0	0	0	0	0	0	0	10	1	0	.286
Totals		8gs	28	5	8	6	3	0	1	5	1	0	4	1	0	0	7	95	3	0	.286

On base pct. .459 • Slugging pct. .500

## #35 Landon Beidelschies - 5 games (All games)

Date	Opponent	Pos	AB	R	H	RBI	2B	3B	HR	BB	SB	CS	HBP	SAC	SF	GDP	K	PO	A	E	Avg
Feb 17	WASHINGTON ST	*p	0	0	0	0	0	0	0	0	0	0	0	0	0	0	0	0	1	0	.000
Feb 22	vs TCU	p	0	0	0	0	0	0	0	0	0	0	0	0	0	0	0	0	1	0	.000
Mar 02	CHARLOTTE	*p	0	0	0	0	0	0	0	0	0	0	0	0	0	0	0	1	1	0	.000
Mar 09	PORTLAND	*p	0	0	0	0	0	0	0	0	0	0	0	0	0	0	0	0	1	0	.000
Apr 13	at Georgia	*p	0	0	0	0	0	0	0	0	0	0	0	0	0	0	0	0	1	0	.000
Totals		4gs	0	0	0	0	0	0	0	0	0	0	0	0	0	0	0	1	5	0	.000

On base pct. .000 • Slugging pct. .000

## #35 Landon Beidelschies - 9 appearances (All games)

Date	Opponent	GS	IP	H	R	ER	BB	SO	2B	3B	HR	WP	BK	HBP	IBB	Score	W-L	Sv	ERA	NP
Feb 17	WASHINGTON ST	*	5.0	4	1	1	1	7	1	0	0	0	0	0	0	12-2	1-0	0	1.80	71
Feb 22	vs TCU		2.2	1	0	0	1	0	0	0	0	0	0	0	0	2-1	2-0	0	1.17	33
Mar 02	CHARLOTTE	*	6.1	4	1	1	1	7	0	0	1	0	0	0	0	4-3	2-0	0	1.29	92
Mar 09	PORTLAND	*	5.0	8	3	3	0	6	2	0	1	1	0	0	0	5-3	3-0	0	2.37	73
Mar 16	at Ole Miss	*	2.1	4	4	4	2	2	1	0	2	0	0	1	0	12-9	3-0	0	3.80	59
Mar 23	SOUTH CAROLIN	*	5.0	5	2	2	2	3	0	0	2	0	0	0	0	11-4	3-0	0	3.76	63
Mar 30	at Vanderbilt	*	5.0	6	3	3	2	4	1	0	1	0	0	2	0	7-3	3-0	0	4.02	86
Apr 06	MISSOURI-2	*	4.0	4	2	1	1	7	2	0	0	0	0	1	0	16-2	4-0	0	3.82	73
Apr 13	at Georgia	*	5.0	4	4	4	1	6	2	0	2	0	0	1	0	6-7	4-0	0	4.24	83
Totals		8	40.1	40	20	19	11	42	9	0	9	1	0	5	0	75-34	4-0	0	4.24	-

## #28 Carson Boles - 19 games (All games)

Date	Opponent	Pos	AB	R	H	RBI	2B	3B	HR	BB	SB	CS	HBP	SAC	SF	GDP	K	PO	A	E	Avg
Feb 14	WASHINGTON ST	of	1	1	1	0	0	0	0	0	0	0	0	0	0	0	0	0	0	0	1.000
Feb 15	WASHINGTON ST	pr	0	0	0	0	0	0	0	0	0	0	0	0	0	0	0	0	0	0	1.000
Feb 17	WASHINGTON ST	*of	4	2	2	2	1	0	0	0	0	0	0	0	0	0	1	0	0	0	.600
Feb 22	vs TCU	of	0	0	0	0	0	0	0	1	0	0	0	0	0	0	0	1	0	0	.600
Mar 02	CHARLOTTE	*of	2	0	1	0	1	0	0	1	0	0	0	0	0	0	0	1	0	0	.571
Mar 05	ULM	of	0	1	0	0	0	0	0	2	0	0	0	0	0	0	0	2	0	0	.571
Mar 09	PORTLAND	*of	2	0	0	0	0	0	0	1	0	0	0	0	0	0	2	1	0	0	.444
Mar 16	at Ole Miss	ph	1	1	1	0	0	0	0	0	0	0	0	0	0	0	0	0	0	0	.500
Mar 18	ORAL ROBERTS	*of/of	2	0	0	0	0	0	0	2	0	0	0	0	0	0	0	0	0	0	.417
Mar 19	ORAL ROBERTS	of	1	0	0	0	0	0	0	0	0	0	0	0	0	0	1	0	0	0	.385
Mar 25	MISSOURI STATE	ph/of	3	2	1	2	1	0	0	1	0	0	0	0	0	0	0	0	0	0	.375
Apr 01	vs Grambling	*of	3	0	1	3	0	0	0	1	0	0	0	0	0	0	0	2	0	0	.368
Apr 05	MISSOURI	pr/of	1	1	1	1	0	0	0	0	0	0	0	0	0	0	0	0	0	0	.400
Apr 06	MISSOURI-2	*of	2	2	1	3	0	0	1	2	0	0	0	0	0	0	1	2	0	0	.409
Apr 08	ARKANSAS STAT	*of	4	1	2	0	1	0	0	0	0	0	0	0	0	0	0	2	0	1	.423
Apr 11	at Georgia	of	0	0	0	0	0	0	0	0	0	0	0	0	0	0	0	0	0	0	.423
Apr 12	at Georgia	ph/of	3	0	1	0	0	0	0	0	0	0	0	0	0	0	2	1	0	0	.414
Apr 13	at Georgia	ph/of	2	1	0	0	0	0	0	1	0	0	0	0	0	0	1	1	0	0	.387
Apr 15	UAPB	*of	4	0	1	1	0	0	0	0	0	0	0	0	0	0	1	2	0	0	.371
Totals		8gs	35	12	13	12	4	0	1	12	0	0	0	0	0	0	9	15	0	1	.371

On base pct. .532 • Slugging pct. .571

## #40 Ben Bybee - 3 games (All games)

Date	Opponent	Pos	AB	R	H	RBI	2B	3B	HR	BB	SB	CS	HBP	SAC	SF	GDP	K	PO	A	E	Avg
Feb 17	WASHINGTON ST	p	0	0	0	0	0	0	0	0	0	0	0	0	0	0	0	1	0	0	.000
Mar 05	ULM	*p	0	0	0	0	0	0	0	0	0	0	0	0	0	0	0	3	0	0	.000
Apr 12	at Georgia	p	0	0	0	0	0	0	0	0	0	0	0	0	0	0	0	0	1	0	.000
Totals		1gs	0	0	0	0	0	0	0	0	0	0	0	0	0	0	0	4	1	0	.000

On base pct. .000 • Slugging pct. .000

## #40 Ben Bybee - 11 appearances (All games)

Date	Opponent	GS	IP	H	R	ER	BB	SO	2B	3B	HR	WP	BK	HBP	IBB	Score	W-L	Sv	ERA	NP
Feb 17	WASHINGTON ST		1.0	2	1	1	0	0	1	0	0	0	0	0	0	12-2	0-0	0	9.00	17
Feb 25	GRAMBLING	*	3.0	1	1	1	2	2	0	0	0	0	0	0	0	14-3	1-0	0	4.50	47
Mar 05	ULM	*	4.0	5	3	3	1	2	0	0	1	0	0	0	0	15-3	2-0	0	5.62	58
Mar 11	UCA		2.0	3	1	1	1	2	0	0	0	0	1	1	0	9-2	2-0	0	5.40	37
Mar 14	at Ole Miss		2.0	0	0	0	1	2	0	0	0	0	0	0	0	6-10	2-0	0	4.50	23
Mar 18	ORAL ROBERTS	*	4.0	1	0	0	0	5	0	0	0	0	0	0	0	4-1	2-0	0	3.38	55
Mar 23	SOUTH CAROLIN		1.0	1	0	0	0	0	0	0	0	0	0	0	0	11-4	2-0	0	3.18	11
Mar 25	MISSOURI STATE		1.2	4	3	2	0	2	0	0	1	0	0	0	0	13-14	2-0	0	3.86	33
Mar 30	at Vanderbilt		4.0	2	0	0	1	7	1	0	0	0	0	0	0	7-3	3-0	0	3.18	62
Apr 08	ARKANSAS STAT		1.0	0	0	0	0	1	0	0	0	0	0	0	0	7-3	3-0	0	3.04	10
Apr 12	at Georgia		3.1	5	2	2	0	5	2	0	1	0	0	0	0	6-7	3-0	0	3.33	44
Totals		3	27.0	24	11	10	6	28	4	0	3	0	1	1	0	104-52	3-0	0	3.33	-

## #31 Dylan Carter - 4 games (All games)

Date	Opponent	Pos	AB	R	H	RBI	2B	3B	HR	BB	SB	CS	HBP	SAC	SF	GDP	K	PO	A	E	Avg
Feb 15	WASHINGTON ST	p	0	0	0	0	0	0	0	0	0	0	0	0	0	0	0	0	1	0	.000
Feb 23	vs Michigan	p	0	0	0	0	0	0	0	0	0	0	0	0	0	0	0	1	0	0	.000
Mar 04	ULM	p	0	0	0	0	0	0	0	0	0	0	0	0	0	0	0	0	1	0	.000
Apr 01	vs Grambling	p	0	0	0	0	0	0	0	0	0	0	0	0	0	0	0	0	1	0	.000
Totals		0gs	0	0	0	0	0	0	0	0	0	0	0	0	0	0	0	1	3	0	.000

On base pct. .000 • Slugging pct. .000





# ||| INDIVIDUAL GAME-BY-GAME

## #31 Dylan Carter - 15 appearances (All games)

Date	Opponent	GS	IP	H	R	ER	BB	SO	2B	3B	HR	WP	BK	HBP	IBB	Score	W-L	Sv	ERA	NP
Feb 15	WASHINGTON ST		1.2	2	0	0	0	1	1	0	0	1	0	0	0	5-2	1-0	0	0.00	23
Feb 23	vs Michigan		2.0	3	0	0	1	1	0	0	0	1	0	0	0	8-6	2-0	0	0.00	33
Feb 28	CHARLOTTE		1.0	2	0	0	0	2	1	0	0	0	0	1	0	11-10	3-0	0	0.00	24
Mar 04	ULM		2.0	1	0	0	1	2	0	0	0	2	0	0	0	14-1	3-0	0	0.00	34
Mar 11	UCA		1.0	2	0	0	1	2	0	0	0	0	0	0	0	9-2	3-0	0	0.00	18
Mar 14	at Ole Miss		1.2	1	2	2	1	2	1	0	0	0	0	1	0	6-10	3-0	0	1.93	28
Mar 16	at Ole Miss		0.1	0	0	0	0	0	0	0	0	0	0	0	0	12-9	3-0	0	1.86	1
Mar 19	ORAL ROBERTS		1.0	1	0	0	0	0	0	0	0	1	0	1	0	16-0	3-0	0	1.69	12
Mar 25	MISSOURI STATE		1.1	1	1	1	0	3	0	0	1	0	0	0	0	13-14	3-0	0	2.25	20
Mar 28	at Vanderbilt		1.0	0	0	0	1	1	0	0	0	0	0	0	0	9-0	3-0	0	2.08	13
Apr 01	vs Grambling		2.0	3	2	2	1	2	1	0	0	1	0	0	0	7-4	3-0	0	3.00	37
Apr 05	MISSOURI		1.0	0	0	0	0	2	0	0	0	0	0	0	0	21-3	3-0	0	2.81	11
Apr 08	ARKANSAS STAT		1.1	0	0	0	0	1	0	0	0	0	0	0	0	7-3	4-0	0	2.60	21
Apr 11	at Georgia		1.0	0	0	0	0	2	0	0	0	0	0	0	0	13-3	4-0	0	2.45	12
Apr 13	at Georgia		1.0	0	0	0	0	3	0	0	0	0	0	0	0	6-7	4-0	0	2.33	15
Totals		0	19.1	16	5	5	6	24	4	0	1	6	0	3	0	157-74	4-0	0	2.33	-

## #36 Parker Coil - 1 game (All games)

Date	Opponent	Pos	AB	R	H	RBI	2B	3B	HR	BB	SB	CS	HBP	SAC	SF	GDP	K	PO	A	E	Avg
Mar 23	SOUTH CAROLIN	p	0	0	0	0	0	0	0	0	0	0	0	0	0	0	0	1	0	0	.000
Totals		0gs	0	0	0	0	0	0	0	0	0	0	0	0	0	0	0	1	0	0	.000

On base pct. .000 • Slugging pct. .000

## #36 Parker Coil - 10 appearances (All games)

Date	Opponent	GS	IP	H	R	ER	BB	SO	2B	3B	HR	WP	BK	HBP	IBB	Score	W-L	Sv	ERA	NP
Feb 14	WASHINGTON ST		0.1	1	0	0	0	0	0	0	0	0	0	0	0	3-2	0-0	0	0.00	5
Feb 15	WASHINGTON ST		1.1	1	0	0	0	1	0	0	0	0	0	0	0	5-2	0-0	0	0.00	16
Feb 21	vs Kansas State		1.0	0	0	0	0	0	0	0	0	0	0	0	0	2-3	0-0	0	0.00	12
Feb 23	vs Michigan		1.2	3	2	0	0	1	1	0	0	0	0	0	0	8-6	0-0	0	0.00	29
Feb 28	CHARLOTTE		2.0	0	0	0	0	3	0	0	0	0	0	0	0	11-10	0-0	0	0.00	25
Mar 02	CHARLOTTE		1.2	0	0	0	0	4	0	0	0	0	0	0	0	4-3	0-0	0	0.00	17
Mar 09	PORTLAND		1.0	2	0	0	0	0	0	0	0	0	0	0	0	5-3	0-0	0	0.00	18
Mar 15	at Ole Miss		2.0	3	1	1	0	4	0	0	1	0	0	0	0	12-3	1-0	0	0.82	35
Mar 18	ORAL ROBERTS		2.0	2	0	0	1	1	0	0	0	0	0	0	0	4-1	1-0	0	0.69	31
Mar 23	SOUTH CAROLIN		2.0	2	0	0	1	1	1	0	0	0	0	1	0	11-4	2-0	0	0.60	30
Totals		0	15.0	14	3	1	2	15	2	0	1	0	0	1	0	65-37	2-0	0	0.60	-

## #24 Charles Davalan - 38 games (All games)

Date	Opponent	Pos	AB	R	H	RBI	2B	3B	HR	BB	SB	CS	HBP	SAC	SF	GDP	K	PO	A	E	Avg	
Feb 14	WASHINGTON ST	*of	4	1	1	0	0	0	0	1	0	0	0	0	0	0	0	4	0	0	.250	
Feb 14	WASHINGTON ST	*of	5	1	2	3	0	0	0	0	0	0	0	0	0	0	1	0	0	0	.333	
Feb 15	WASHINGTON ST	*of	4	1	1	0	1	0	0	0	0	0	0	0	0	0	0	3	0	0	.308	
Feb 17	WASHINGTON ST	*of	4	1	1	2	0	0	0	1	1	0	0	0	0	0	0	1	0	0	.294	
Feb 21	vs Kansas State	*of	2	0	0	0	0	0	0	1	0	0	1	0	0	0	0	2	0	0	.263	
Feb 22	vs TCU	*of	4	0	0	0	0	0	0	0	0	0	0	0	0	0	1	1	0	0	.217	
Feb 23	vs Michigan	*of	5	1	2	2	1	0	0	0	0	0	0	0	0	0	0	2	0	0	.250	
Feb 25	GRAMBLING	*of	3	1	1	0	0	0	0	2	0	0	0	0	0	0	0	0	0	0	.258	
Feb 28	CHARLOTTE	*of	4	1	1	2	0	0	1	1	0	0	0	0	0	0	0	0	0	0	.257	
Mar 01	CHARLOTTE	*of/of	5	1	1	0	0	0	0	0	0	0	0	0	0	0	0	1	0	0	.250	
Mar 02	CHARLOTTE	of	1	0	1	0	0	0	0	0	0	1	0	0	0	0	0	0	0	0	.268	
Mar 04	ULM	*of	3	3	0	0	0	0	0	1	0	0	1	0	0	0	0	1	0	0	.250	
Mar 05	ULM	*of	3	4	2	4	0	0	1	2	0	0	0	0	0	0	0	2	0	0	.277	
Mar 07	PORTLAND	*of	3	3	1	0	0	0	0	1	0	0	1	0	0	0	0	2	0	0	.280	
Mar 08	PORTLAND	*of	3	2	3	1	0	0	1	0	0	0	0	1	0	0	0	2	0	0	.321	
Mar 09	PORTLAND	*of	4	2	2	0	0	0	0	0	1	0	0	0	0	0	0	1	0	0	.333	
Mar 11	UCA	*of	3	2	0	0	0	0	0	2	0	0	0	0	0	0	0	3	0	0	.317	
Mar 14	at Ole Miss	*of/of	5	2	2	1	0	0	1	0	0	0	0	0	0	0	0	1	1	0	.323	
Mar 15	at Ole Miss	*of	6	2	4	3	0	0	1	0	0	0	0	0	0	0	2	0	0	0	.352	
Mar 16	at Ole Miss	*of/of	6	1	2	2	0	0	0	0	1	0	0	0	0	0	2	3	0	0	.351	
Mar 18	ORAL ROBERTS	*of/of	4	1	3	1	0	0	0	1	0	0	0	0	0	0	0	3	0	0	.370	
Mar 19	ORAL ROBERTS	*of	4	3	3	0	0	0	0	0	1	0	0	0	0	0	0	3	0	0	.388	
Mar 21	SOUTH CAROLIN	*of	5	3	4	1	1	0	0	0	0	0	0	0	0	0	0	2	0	0	.411	
Mar 22	SOUTH CAROLIN	*of	4	2	1	2	0	0	1	1	0	0	0	0	0	0	0	2	0	0	.404	
Mar 23	SOUTH CAROLIN	*of	4	2	2	1	0	0	1	1	0	0	0	0	0	0	0	1	0	0	.408	
Mar 25	MISSOURI STATE	*of/of	6	1	3	0	1	0	0	0	0	0	0	0	0	0	1	1	0	0	.413	
Mar 28	at Vanderbilt	*of	3	1	1	0	0	0	0	2	0	0	0	0	0	0	0	4	0	0	.411	
Mar 29	at Vanderbilt	*of	5	0	1	0	0	0	0	0	0	0	0	0	0	0	1	2	0	0	.402	
Mar 30	at Vanderbilt	*of	5	2	2	3	0	0	2	0	0	0	0	0	0	0	1	4	0	0	.402	
Apr 01	vs Grambling	*of/of	5	2	2	0	0	1	0	0	0	0	0	0	0	0	0	2	0	0	.402	
Apr 05	MISSOURI	*of	5	0	1	1	0	0	0	0	0	0	1	0	0	0	0	1	0	0	.394	
Apr 06	MISSOURI-1	*of	5	2	2	7	0	0	2	0	0	0	0	0	0	0	0	0	0	0	.394	
Apr 06	MISSOURI-2	*of	3	3	2	1	0	0	0	2	1	0	0	0	0	0	0	0	0	0	.400	
Apr 08	ARKANSAS STAT	*of	4	1	3	4	0	0	1	1	0	1	0	0	0	0	0	2	1	0	.410	
Apr 11	at Georgia	*of	5	1	0	0	0	0	0	1	0	0	0	0	0	0	2	1	0	0	.396	
Apr 12	at Georgia	*of/of	5	1	1	0	1	0	0	0	0	0	0	0	0	0	1	1	0	0	.389	
Apr 13	at Georgia	*of/of	4	1	1	1	1	0	0	2	0	0	0	0	0	0	0	1	0	0	.386	
Apr 15	UAPB	*of	5	1	1	0	0	0	0	0	0	0	0	0	0	0	0	1	0	0	.380	
Totals			37qs	158	56	60	42	6	1	12	23	5	2	4	1	0	0	12	60	2	0	.380

On base pct. .470 • Slugging pct. .658



# III INDIVIDUAL GAME-BY-GAME

## #5 Kendall Diggs - 24 games (All games)

Date	Opponent	Pos	AB	R	H	RBI	2B	3B	HR	BB	SB	CS	HBP	SAC	SF	GDP	K	PO	A	E	Avg
Feb 14	WASHINGTON ST	*of	4	0	0	0	0	0	0	0	0	0	0	0	0	0	2	1	0	0	.000
Feb 15	WASHINGTON ST	*of	3	1	1	0	1	0	0	1	0	1	0	0	0	0	1	4	0	0	.143
Feb 21	vs Kansas State	*of	4	0	1	0	0	0	0	0	0	0	0	0	0	0	2	1	0	0	.182
Feb 22	vs TCU	*of	2	0	1	0	0	0	0	0	1	0	0	0	0	0	0	2	0	0	.231
Feb 23	vs Michigan	*of	4	1	1	1	1	0	0	1	0	0	0	0	0	0	1	4	0	0	.235
Feb 28	CHARLOTTE	of	0	0	0	0	0	0	0	0	0	0	0	0	0	0	0	1	0	0	.235
Mar 01	CHARLOTTE	*of	3	1	1	0	0	0	0	1	0	0	0	0	0	0	2	2	0	0	.250
Mar 04	ULM	*of	3	0	0	0	0	0	0	0	0	0	1	0	0	0	1	0	0	0	.217
Mar 05	ULM	*of	3	1	1	1	0	0	1	0	0	0	0	0	0	0	0	2	0	0	.231
Mar 07	PORTLAND	of	1	1	1	2	0	1	0	1	0	0	0	0	0	0	0	0	0	0	.259
Mar 08	PORTLAND	*of	4	1	1	2	0	0	1	0	0	0	0	0	0	0	0	0	0	0	.258
Mar 09	PORTLAND	of	0	0	0	0	0	0	0	1	0	0	0	0	0	0	0	0	0	0	.258
Mar 11	UCA	*of	3	0	0	0	0	0	0	1	0	0	0	0	0	1	1	1	0	0	.235
Mar 14	at Ole Miss	of	1	0	0	0	0	0	0	0	0	0	0	0	0	0	1	0	0	0	.229
Mar 16	at Ole Miss	*of	2	0	0	0	0	0	0	0	0	0	0	0	0	0	0	2	0	0	.216
Mar 19	ORAL ROBERTS	*of	4	1	0	1	0	0	0	0	0	0	0	0	0	0	0	2	0	0	.195
Mar 22	SOUTH CAROLIN	of	0	0	0	0	0	0	0	0	0	0	0	0	0	0	0	1	0	0	.195
Mar 23	SOUTH CAROLIN	of	0	0	0	0	0	0	0	0	0	0	0	0	0	0	0	0	0	0	.195
Mar 25	MISSOURI STATE	*of	2	0	0	0	0	0	0	0	0	0	0	0	0	1	0	1	0	1	.186
Apr 01	vs Grambling	*of	4	0	0	0	0	0	0	0	0	0	0	0	0	0	3	1	0	0	.170
Apr 06	MISSOURI-1	pr/of	1	0	0	0	0	0	0	0	0	0	0	0	0	0	1	0	0	0	.167
Apr 12	at Georgia	pr	0	0	0	0	0	0	0	0	0	0	0	0	0	0	0	0	0	0	.167
Apr 13	at Georgia	*of	2	0	0	0	0	0	0	0	0	0	0	0	0	0	0	1	0	0	.160
Apr 15	UAPB	ph	1	1	1	0	0	0	0	0	0	0	0	0	0	0	0	0	0	0	.176
Totals		15gs	51	8	9	7	2	1	2	6	1	1	1	0	0	2	15	26	0	1	.176

On base pct. .276 • Slugging pct. .373

## #13 Steele Eaves - 2 games (All games)

Date	Opponent	Pos	AB	R	H	RBI	2B	3B	HR	BB	SB	CS	HBP	SAC	SF	GDP	K	PO	A	E	Avg
Feb 25	GRAMBLING	p	0	0	0	0	0	0	0	0	0	0	0	0	0	0	0	0	1	0	.000
Mar 07	PORTLAND	p	0	0	0	0	0	0	0	0	0	0	0	0	0	0	0	0	1	0	.000
Totals		0gs	0	0	0	0	0	0	0	0	0	0	0	0	0	0	0	0	2	0	.000

On base pct. .000 • Slugging pct. .000

## #13 Steele Eaves - 5 appearances (All games)

Date	Opponent	GS	IP	H	R	ER	BB	SO	2B	3B	HR	WP	BK	HBP	IBB	Score	W-L	Sv	ERA	NP
Feb 25	GRAMBLING		1.0	1	1	1	0	2	0	0	0	1	0	1	0	14-3	0-0	0	9.00	19
Mar 07	PORTLAND		1.2	4	1	1	0	1	0	0	0	0	0	1	0	20-3	0-0	0	6.75	31
Mar 19	ORAL ROBERTS		1.0	0	0	0	1	1	0	0	0	0	0	0	0	16-0	0-0	0	4.91	21
Apr 06	MISSOURI-1		1.0	1	0	0	0	2	0	0	0	0	0	0	0	14-4	0-0	0	3.86	16
Apr 15	UAPB		1.0	0	0	0	0	1	0	0	0	0	0	0	0	13-3	0-0	0	3.18	10
Totals		0	5.2	6	2	2	1	7	0	0	0	1	0	2	0	77-13	0-0	0	3.18	-

## #38 Colin Fisher - 3 games (All games)

Date	Opponent	Pos	AB	R	H	RBI	2B	3B	HR	BB	SB	CS	HBP	SAC	SF	GDP	K	PO	A	E	Avg
Mar 04	ULM	*p	0	0	0	0	0	0	0	0	0	0	0	0	0	0	0	0	1	0	.000
Apr 01	vs Grambling	p	0	0	0	0	0	0	0	0	0	0	0	0	0	0	0	0	0	1	.000
Apr 08	ARKANSAS STAT	p	0	0	0	0	0	0	0	0	0	0	0	0	0	0	0	0	1	0	.000
Totals		1gs	0	0	0	0	0	0	0	0	0	0	0	0	0	0	0	0	2	1	.000

On base pct. .000 • Slugging pct. .000



## #38 Colin Fisher - 12 appearances (All games)

Date	Opponent	GS	IP	H	R	ER	BB	SO	2B	3B	HR	WP	BK	HBP	IBB	Score	W-L	Sv	ERA	NP
Feb 23	vs Michigan		1.0	0	0	0	1	2	0	0	0	0	0	0	0	8-6	0-0	0	0.00	14
Feb 25	GRAMBLING		1.0	0	0	0	0	1	0	0	0	0	0	0	0	14-3	0-0	0	0.00	11
Feb 28	CHARLOTTE		2.0	3	1	1	0	3	1	0	1	1	0	0	0	11-10	0-0	0	2.25	33
Mar 04	ULM	*	3.0	1	0	0	1	6	0	0	0	0	0	0	0	14-1	1-0	0	1.29	41
Mar 08	PORTLAND		1.0	1	0	0	0	1	0	0	0	0	0	0	0	10-0	1-0	0	1.12	14
Mar 11	UCA	*	3.0	1	0	0	0	3	1	0	0	0	0	0	0	9-2	2-0	0	0.82	39
Mar 16	at Ole Miss		0.2	3	3	3	2	0	0	0	1	0	0	0	0	12-9	2-0	0	3.09	23
Mar 19	ORAL ROBERTS	*	2.0	0	0	0	0	4	0	0	0	0	0	1	0	16-0	3-0	0	2.63	27
Mar 25	MISSOURI STATE	*	3.0	2	3	3	3	6	2	0	0	2	0	0	0	13-14	3-0	0	3.78	54
Apr 01	vs Grambling		1.0	2	1	1	0	0	0	0	0	0	0	1	0	7-4	3-0	0	4.08	25
Apr 08	ARKANSAS STAT		1.2	1	1	1	1	0	0	0	0	0	0	0	0	7-3	3-0	0	4.19	20
Apr 15	UAPB		2.0	2	0	0	1	1	1	0	0	0	0	0	0	13-3	3-0	0	3.80	27
Totals		4	21.1	16	9	9	9	27	5	0	2	3	0	2	0	134-55	3-0	0	3.80	-

## #46 Christian Foutch - 1 game (All games)

Date	Opponent	Pos	AB	R	H	RBI	2B	3B	HR	BB	SB	CS	HBP	SAC	SF	GDP	K	PO	A	E	Avg
Feb 14	WASHINGTON ST	p	0	0	0	0	0	0	0	0	0	0	0	0	0	0	0	0	1	0	.000
Totals		0gs	0	0	0	0	0	0	0	0	0	0	0	0	0	0	0	0	1	0	.000

On base pct. .000 • Slugging pct. .000

## #46 Christian Foutch - 10 appearances (All games)

Date	Opponent	GS	IP	H	R	ER	BB	SO	2B	3B	HR	WP	BK	HBP	IBB	Score	W-L	Sv	ERA	NP
Feb 14	WASHINGTON ST		2.0	2	1	0	0	0	0	0	0	0	0	0	0	3-2	1-0	0	0.00	32
Feb 22	vs TCU		1.1	1	0	0	2	1	0	0	0	0	0	0	0	2-1	1-0	1	0.00	29
Feb 28	CHARLOTTE		1.0	0	0	0	0	1	0	0	0	0	0	2	0	11-10	1-0	2	0.00	13
Mar 02	CHARLOTTE		0.0	2	2	2	0	0	0	0	0	1	0	1	0	4-3	1-0	2	4.15	11
Mar 09	PORTLAND		1.0	0	0	0	0	1	0	0	0	0	0	1	0	5-3	1-0	2	3.38	18
Mar 16	at Ole Miss		0.1	0	0	0	1	0	0	0	0	0	0	1	0	12-9	1-0	2	3.18	12
Mar 18	ORAL ROBERTS		1.0	0	0	0	1	1	0	0	0	0	0	0	0	4-1	1-0	3	2.70	14
Mar 23	SOUTH CAROLIN		0.0	1	2	2	0	0	1	0	0	0	0	1	0	11-4	1-0	3	5.40	3
Apr 06	MISSOURI-2		1.0	0	0	0	0	2	0	0	0	0	0	0	0	16-2	1-0	3	4.70	12
Apr 12	at Georgia		1.2	0	0	0	1	5	0	0	0	1	0	0	0	6-7	1-0	3	3.86	31
Totals		0	9.1	6	5	4	5	11	1	0	0	2	0	6	0	74-42	1-0	3	3.86	-

## #6 Gabe Fraser - 19 games (All games)

Date	Opponent	Pos	AB	R	H	RBI	2B	3B	HR	BB	SB	CS	HBP	SAC	SF	GDP	K	PO	A	E	Avg
Feb 15	WASHINGTON ST	pr	0	0	0	0	0	0	0	0	0	0	0	0	0	0	0	0	0	0	.000
Feb 22	vs TCU	*2b	3	0	0	0	0	0	0	0	0	0	0	0	0	0	1	0	2	1	.000
Feb 25	GRAMBLING	2b	0	0	0	1	0	0	0	0	0	0	0	0	1	0	0	0	0	0	.000
Mar 02	CHARLOTTE	*2b	3	0	1	0	0	0	0	0	0	0	0	0	0	0	0	0	0	0	.167
Mar 05	ULM	pr/2b	1	1	0	0	0	0	0	0	0	0	0	0	0	0	0	0	0	0	.143
Mar 09	PORTLAND	2b	1	0	0	0	0	0	0	0	0	0	0	0	0	0	0	1	1	0	.125
Mar 11	UCA	*2b	4	0	0	0	0	0	0	0	0	0	0	0	0	0	2	1	2	0	.083
Mar 16	at Ole Miss	pr/of	0	1	0	0	0	0	0	0	0	0	0	0	0	0	0	1	0	0	.083
Mar 18	ORAL ROBERTS	pr	0	1	0	0	0	0	0	0	0	0	0	0	0	0	0	0	0	0	.083
Mar 19	ORAL ROBERTS	3b	1	0	0	1	0	0	0	0	0	0	0	0	0	0	0	0	1	1	.077
Mar 25	MISSOURI STATE	*3b	4	1	2	4	0	0	1	0	0	0	0	0	0	0	1	1	1	0	.176
Mar 28	at Vanderbilt	pr	0	1	0	0	0	0	0	0	0	0	0	0	0	0	0	0	0	0	.176
Apr 01	vs Grambling	*2b	3	0	0	0	0	0	0	0	0	0	0	0	0	0	2	3	2	0	.150
Apr 05	MISSOURI	pr/3b	0	1	0	1	0	0	0	1	0	0	0	0	0	0	0	0	0	0	.150
Apr 06	MISSOURI-1	ss	0	0	0	0	0	0	0	0	0	0	0	0	0	0	0	1	0	0	.150
Apr 06	MISSOURI-2	3b	1	0	1	1	0	0	0	0	0	0	0	0	0	0	0	0	0	0	.190
Apr 11	at Georgia	2b	1	1	1	1	0	1	0	2	0	0	0	0	0	0	0	1	0	0	.227
Apr 12	at Georgia	*2b	3	0	2	1	0	0	0	1	0	0	0	0	0	0	0	0	1	0	.280
Apr 13	at Georgia	*2b	5	1	1	0	0	0	0	0	0	0	0	0	0	0	1	2	5	0	.267
Totals		7gs	30	8	8	10	0	1	1	4	0	0	0	0	1	0	7	11	15	2	.267

On base pct. .343 • Slugging pct. .433



# ||| INDIVIDUAL GAME-BY-GAME

## #20 Gabe Gaeckle - 6 games (All games)

Date	Opponent	Pos	AB	R	H	RBI	2B	3B	HR	BB	SB	CS	HBP	SAC	SF	GDP	K	PO	A	E	Avg
Feb 21	vs Kansas State	*p	0	0	0	0	0	0	0	0	0	0	0	0	0	0	0	1	3	0	.000
Feb 28	CHARLOTTE	*p	0	0	0	0	0	0	0	0	0	0	0	0	0	0	0	0	1	0	.000
Mar 07	PORTLAND	*p	0	0	0	0	0	0	0	0	0	0	0	0	0	0	0	0	1	0	.000
Mar 15	at Ole Miss	*p	0	0	0	0	0	0	0	0	0	0	0	0	0	0	0	1	1	0	.000
Mar 29	at Vanderbilt	*p	0	0	0	0	0	0	0	0	0	0	0	0	0	0	0	1	1	0	.000
Apr 06	MISSOURI-1	*p	0	0	0	0	0	0	0	0	0	0	0	0	0	0	0	1	0	0	.000
Totals		6gs	0	0	0	0	0	0	0	0	0	0	0	0	0	0	0	4	7	0	.000

On base pct. .000 • Slugging pct. .000

## #20 Gabe Gaeckle - 9 appearances (All games)

Date	Opponent	GS	IP	H	R	ER	BB	SO	2B	3B	HR	WP	BK	HBP	IBB	Score	W-L	Sv	ERA	NP
Feb 14	WASHINGTON ST	*	5.0	1	0	0	1	7	0	0	0	1	0	1	0	3-2	0-0	0	0.00	78
Feb 21	vs Kansas State	*	5.2	5	2	2	4	2	1	0	0	0	0	0	0	2-3	0-0	0	1.69	99
Feb 28	CHARLOTTE	*	3.0	10	9	9	1	3	3	1	1	2	0	0	0	11-10	0-0	0	7.24	66
Mar 07	PORTLAND	*	5.1	2	2	2	3	7	0	1	0	1	0	1	0	20-3	1-0	0	6.16	87
Mar 15	at Ole Miss	*	4.0	1	2	2	3	8	1	0	0	2	0	1	0	12-3	1-0	0	5.87	79
Mar 22	SOUTH CAROLIN	*	1.2	2	3	3	3	0	0	0	0	1	0	1	0	12-3	1-0	0	6.57	45
Mar 29	at Vanderbilt	*	5.2	6	2	2	0	7	1	0	0	0	0	0	0	6-4	1-0	0	5.93	92
Apr 06	MISSOURI-1	*	4.0	5	4	2	2	6	0	0	0	0	0	0	0	14-4	2-0	0	5.77	83
Apr 12	at Georgia	*	2.0	6	5	5	1	2	0	0	1	0	0	0	0	6-7	2-1	0	6.69	56
Totals		9	36.1	38	29	27	18	42	6	2	2	7	0	4	0	86-39	2-1	0	6.69	-

## #29 Cole Gibler - 11 appearances (All games)

Date	Opponent	GS	IP	H	R	ER	BB	SO	2B	3B	HR	WP	BK	HBP	IBB	Score	W-L	Sv	ERA	NP
Feb 17	WASHINGTON ST		1.0	0	0	0	1	1	0	0	0	0	0	0	0	12-2	0-0	0	0.00	12
Feb 23	vs Michigan		1.0	0	0	0	1	3	0	0	0	0	0	1	0	8-6	0-0	0	0.00	25
Mar 04	ULM		1.0	2	1	1	0	3	1	0	0	0	0	0	0	14-1	0-0	0	3.00	22
Mar 11	UCA		2.0	1	1	1	1	4	0	0	0	0	0	1	0	9-2	0-0	0	3.60	34
Mar 18	ORAL ROBERTS		2.0	4	1	1	0	1	0	0	0	1	0	0	0	4-1	1-0	0	3.86	39
Mar 25	MISSOURI STATE		2.1	3	3	3	1	7	0	0	1	0	0	0	0	13-14	1-0	0	5.79	44
Apr 01	vs Grambling		2.0	0	0	0	1	5	0	0	0	0	0	0	0	7-4	1-0	1	4.76	25
Apr 06	MISSOURI-2		1.0	0	0	0	0	2	0	0	0	0	0	1	0	16-2	1-0	1	4.38	14
Apr 08	ARKANSAS STAT		1.0	1	0	0	1	2	0	0	0	0	0	0	0	7-3	1-0	1	4.05	24
Apr 12	at Georgia		1.0	1	0	0	0	3	0	0	0	0	0	0	0	6-7	1-0	1	3.77	15
Apr 13	at Georgia		1.0	1	1	1	0	2	0	0	1	0	0	0	0	6-7	1-1	1	4.11	18
Totals		0	15.1	13	7	7	6	33	1	0	2	1	0	3	0	102-49	1-1	1	4.11	-

## #27 Ryder Helfrick - 34 games (All games)

Date	Opponent	Pos	AB	R	H	RBI	2B	3B	HR	BB	SB	CS	HBP	SAC	SF	GDP	K	PO	A	E	Avg
Feb 14	WASHINGTON ST	*c	2	1	1	0	0	0	0	2	0	1	0	0	0	0	1	11	1	1	.500
Feb 14	WASHINGTON ST	*c	3	0	1	3	0	1	0	1	0	0	0	0	0	0	1	8	0	0	.400
Feb 15	WASHINGTON ST	c	1	0	0	0	0	0	0	0	0	0	0	0	0	0	0	2	0	0	.333
Feb 17	WASHINGTON ST	*c	2	2	1	0	1	0	0	2	0	0	0	0	0	0	1	6	2	0	.375
Feb 21	vs Kansas State	*c	4	0	1	0	0	0	0	0	0	0	0	0	0	0	0	4	0	0	.333
Feb 22	vs TCU	*c	4	0	0	0	0	0	0	0	0	0	0	0	0	0	2	11	0	1	.250
Feb 23	vs Michigan	*c	2	0	0	0	0	0	0	0	0	0	0	0	0	0	2	7	0	0	.222
Feb 25	GRAMBLING	*c	2	1	1	3	0	0	1	0	0	0	1	0	1	0	1	4	0	0	.250
Feb 28	CHARLOTTE	*c	4	0	1	0	0	0	0	0	0	0	0	0	0	0	2	14	1	0	.250
Mar 01	CHARLOTTE	*c	3	0	1	1	0	0	0	0	0	0	0	1	0	0	1	15	0	0	.259
Mar 02	CHARLOTTE	*c	2	1	0	0	0	0	0	2	0	0	0	0	0	0	1	12	0	0	.241
Mar 04	ULM	*c	3	1	1	1	0	0	1	1	0	0	0	0	0	0	1	12	0	0	.250
Mar 07	PORTLAND	*c	2	1	0	0	0	0	0	1	0	0	1	0	0	0	2	6	2	0	.235
Mar 08	PORTLAND	*c	3	0	0	0	0	0	0	0	0	0	0	0	0	0	0	10	0	0	.216
Mar 09	PORTLAND	*c	4	1	1	1	0	0	1	0	0	0	0	0	0	0	2	7	0	0	.220
Mar 14	at Ole Miss	*c	3	0	1	2	0	0	0	0	0	0	0	0	1	0	0	9	0	0	.227
Mar 15	at Ole Miss	*c	3	0	0	0	0	0	0	0	0	0	0	1	0	0	1	15	0	0	.213
Mar 16	at Ole Miss	*c	5	2	0	0	0	0	0	0	0	0	0	0	0	0	2	10	0	0	.192
Mar 18	ORAL ROBERTS	c	0	0	0	0	0	0	0	0	0	0	0	0	0	0	0	1	0	0	.192
Mar 19	ORAL ROBERTS	*c	3	2	2	0	0	0	0	1	0	0	0	0	0	0	0	7	0	0	.218
Mar 21	SOUTH CAROLIN	*c	2	1	1	1	0	0	0	2	0	0	0	0	0	0	0	7	0	0	.228
Mar 22	SOUTH CAROLIN	*c	5	1	3	0	0	0	0	0	0	0	0	0	0	0	0	5	0	0	.258
Mar 23	SOUTH CAROLIN	*c	5	2	2	2	0	0	2	0	0	0	0	0	0	0	0	7	2	0	.269
Mar 28	at Vanderbilt	*c	3	1	1	0	0	1	0	2	0	0	0	0	0	0	0	8	0	0	.271
Mar 29	at Vanderbilt	*c	3	0	0	1	0	0	0	0	0	0	1	1	0	0	1	13	0	0	.260
Mar 30	at Vanderbilt	*c	3	1	0	0	0	0	0	1	0	0	0	0	0	0	0	11	2	0	.250
Apr 01	vs Grambling	c	0	0	0	0	0	0	0	0	0	0	0	0	0	0	0	3	0	0	.250
Apr 05	MISSOURI	*c	2	2	2	2	1	0	0	1	0	0	1	0	0	0	0	9	0	0	.269
Apr 06	MISSOURI-1	*c	2	2	2	1	1	0	0	1	0	0	0	0	0	0	0	7	2	1	.287
Apr 06	MISSOURI-2	*c	4	2	3	0	1	0	0	0	0	0	0	0	0	0	0	11	0	0	.310
Apr 08	ARKANSAS STAT	c	1	0	1	0	0	0	0	0	0	1	0	0	0	0	0	3	0	0	.318
Apr 11	at Georgia	*c	5	0	1	1	0	0	0	0	0	0	0	0	0	0	1	9	0	0	.311
Apr 12	at Georgia	*c	5	1	1	1	0	0	1	0	0	0	0	0	0	0	2	15	0	0	.305
Apr 13	at Georgia	*c	4	2	2	2	0	0	2	0	0	0	0	1	0	0	2	18	0	0	.313
Totals		30gs	99	27	31	22	4	2	8	17	0	2	4	4	2	0	26	297	12	3	.313

On base pct. .426 • Slugging pct. .636





# III INDIVIDUAL GAME-BY-GAME

## #10 Brent Iredale - 38 games (All games)

Date	Opponent	Pos	AB	R	H	RBI	2B	3B	HR	BB	SB	CS	HBP	SAC	SF	GDP	K	PO	A	E	Avg
Feb 14	WASHINGTON ST	*3b	4	0	1	1	0	0	0	0	0	0	0	0	1	0	2	3	1	0	.250
Feb 14	WASHINGTON ST	*3b	4	2	3	4	1	0	0	1	0	0	0	0	0	0	0	0	2	0	.500
Feb 15	WASHINGTON ST	*3b	3	2	2	2	0	0	2	1	0	0	0	0	0	0	0	0	3	0	.545
Feb 17	WASHINGTON ST	*3b	4	0	1	2	0	0	0	0	0	0	1	0	0	0	0	0	3	0	.467
Feb 21	vs Kansas State	*3b	3	0	1	0	1	0	0	1	0	0	0	0	0	0	0	0	1	0	.444
Feb 22	vs TCU	*3b	3	1	0	0	0	0	0	1	0	0	0	0	0	0	1	0	0	0	.381
Feb 23	vs Michigan	*3b	3	0	1	1	0	0	0	1	0	0	1	0	0	0	1	1	1	0	.375
Feb 25	GRAMBLING	*3b	1	4	1	0	0	0	0	3	1	0	1	0	0	0	0	0	2	0	.400
Feb 28	CHARLOTTE	*3b	3	2	0	0	0	0	0	1	0	0	1	0	0	0	1	0	5	0	.357
Mar 01	CHARLOTTE	*3b	3	2	2	1	1	0	0	1	0	0	0	0	0	0	0	1	1	0	.387
Mar 02	CHARLOTTE	*3b	4	1	1	0	1	0	0	0	0	0	0	0	0	0	2	0	1	0	.371
Mar 04	ULM	*3b	2	2	2	3	0	0	1	1	0	0	0	0	1	0	0	0	2	0	.405
Mar 05	ULM	*3b	2	0	0	0	0	0	0	2	0	0	0	0	0	0	1	0	1	0	.385
Mar 07	PORTLAND	*3b	4	3	3	8	1	0	2	0	0	0	0	0	0	0	0	0	2	0	.419
Mar 08	PORTLAND	*3b	3	2	1	0	1	0	0	1	1	0	0	0	0	0	2	0	2	0	.413
Mar 09	PORTLAND	*3b	3	1	1	3	0	0	1	1	0	0	0	0	0	0	1	0	4	0	.408
Mar 11	UCA	*3b	2	2	2	4	0	0	1	2	0	0	0	0	0	0	0	0	1	0	.431
Mar 14	at Ole Miss	*3b	2	1	0	0	0	0	0	1	0	0	1	0	0	0	2	0	2	1	.415
Mar 15	at Ole Miss	*3b	2	1	0	1	0	0	0	1	0	0	1	0	1	0	2	0	0	0	.400
Mar 16	at Ole Miss	*3b	4	0	1	0	0	0	0	1	0	0	0	0	0	1	0	0	2	0	.390
Mar 18	ORAL ROBERTS	*3b	1	0	0	1	0	0	0	1	0	0	1	0	1	0	0	0	4	0	.383
Mar 19	ORAL ROBERTS	*3b	2	2	1	1	0	0	0	0	0	0	2	0	0	0	0	1	3	0	.387
Mar 21	SOUTH CAROLIN	*3b	3	1	0	1	0	0	0	1	0	0	0	0	0	0	2	0	2	0	.369
Mar 22	SOUTH CAROLIN	*3b	4	1	1	3	0	0	1	0	0	0	1	0	0	0	2	1	0	0	.362
Mar 23	SOUTH CAROLIN	*3b	4	1	1	5	0	0	1	0	0	0	0	0	1	0	3	0	4	0	.356
Mar 25	MISSOURI STATE	*3b	1	0	0	0	0	0	0	0	0	0	0	0	0	0	1	1	1	0	.351
Mar 28	at Vanderbilt	*3b	3	1	0	0	0	0	0	2	0	0	0	0	0	0	1	0	4	0	.338
Mar 29	at Vanderbilt	*3b	4	2	2	1	0	0	0	1	0	0	0	0	0	0	1	0	2	0	.346
Mar 30	at Vanderbilt	*3b	4	1	2	0	0	0	0	0	0	0	0	0	0	0	2	0	1	0	.353
Apr 01	vs Grambling	*3b	2	1	0	1	0	0	0	1	0	0	1	0	1	0	1	2	2	1	.345
Apr 05	MISSOURI	*3b	3	3	2	2	0	0	1	1	0	0	1	0	0	0	0	0	1	0	.356
Apr 06	MISSOURI-1	*3b	3	0	0	0	0	0	0	1	0	0	1	0	0	0	2	0	2	0	.344
Apr 06	MISSOURI-2	*3b	4	0	1	0	0	0	0	0	0	0	0	0	0	0	1	1	3	0	.340
Apr 08	ARKANSAS STAT	*3b	4	0	0	0	0	0	0	0	0	0	0	0	0	0	3	2	0	0	.327
Apr 11	at Georgia	*3b	3	2	2	1	1	0	0	1	0	0	1	0	0	0	0	0	3	0	.337
Apr 12	at Georgia	*3b	5	0	0	0	0	0	0	0	0	0	0	0	0	0	2	0	0	0	.321
Apr 13	at Georgia	*3b	5	0	0	0	0	0	0	0	0	0	0	0	0	0	2	0	1	0	.307
Apr 15	UAPB	*3b	4	0	0	0	0	0	0	1	0	0	0	0	0	0	1	1	1	0	.297
Totals		37gs	118	41	35	46	7	0	10	30	2	0	14	0	6	1	39	14	70	2	.297

On base pct. .470 • Slugging pct. .610

## #16 Aiden Jimenez - 1 game (All games)

Date	Opponent	Pos	AB	R	H	RBI	2B	3B	HR	BB	SB	CS	HBP	SAC	SF	GDP	K	PO	A	E	Avg
Apr 13	at Georgia	p	0	0	0	0	0	0	0	0	0	0	0	0	0	0	0	1	1	0	.000
Totals		0gs	0	0	0	0	0	0	0	0	0	0	0	0	0	0	0	1	1	0	.000

On base pct. .000 • Slugging pct. .000

## #16 Aiden Jimenez - 12 appearances (All games)

Date	Opponent	GS	IP	H	R	ER	BB	SO	2B	3B	HR	WP	BK	HBP	IBB	Score	W-L	Sv	ERA	NP
Feb 14	WASHINGTON ST		1.0	2	1	1	0	0	1	0	0	0	0	0	0	14-2	0-0	0	9.00	14
Feb 25	GRAMBLING		1.0	2	1	1	1	1	1	0	0	0	0	0	0	14-3	0-0	0	9.00	23
Mar 01	CHARLOTTE		2.0	2	0	0	1	4	0	0	0	0	0	0	0	8-5	1-0	0	4.50	28
Mar 04	ULM		1.0	2	0	0	0	1	0	0	0	0	0	0	0	14-1	1-0	0	3.60	14
Mar 09	PORTLAND		1.0	0	0	0	0	0	0	0	0	0	0	0	0	5-3	1-0	0	3.00	13
Mar 15	at Ole Miss		3.0	0	0	0	0	6	0	0	0	0	0	0	0	12-3	1-0	1	2.00	35
Mar 22	SOUTH CAROLIN		4.1	4	0	0	0	4	0	0	0	0	0	1	0	12-3	2-0	1	1.35	45
Mar 28	at Vanderbilt		0.1	0	0	0	0	0	0	0	0	0	0	0	0	9-0	2-0	1	1.32	3
Mar 29	at Vanderbilt		3.1	3	1	1	0	4	0	0	0	1	0	0	0	6-4	3-0	1	1.59	57
Apr 06	MISSOURI-1		2.0	0	0	0	0	2	0	0	0	0	0	0	0	14-4	3-0	1	1.42	27
Apr 11	at Georgia		2.1	0	0	0	1	2	0	0	0	0	0	0	0	13-3	4-0	1	1.27	31
Apr 13	at Georgia		2.2	1	1	1	0	2	1	0	0	0	0	1	0	6-7	4-0	1	1.50	28
Totals		0	24.0	16	4	4	3	26	3	0	0	1	0	2	0	127-38	4-0	1	1.50	-

## #25 Kuhio Aloy - 35 games (All games)

Date	Opponent	Pos	AB	R	H	RBI	2B	3B	HR	BB	SB	CS	HBP	SAC	SF	GDP	K	PO	A	E	Avg
Feb 14	WASHINGTON ST	*dh	4	2	2	3	1	0	1	1	0	0	0	0	0	0	1	0	0	0	.500
Feb 17	WASHINGTON ST	*dh	3	2	1	1	0	0	1	2	0	0	0	0	0	0	2	0	0	0	.429
Feb 21	vs Kansas State	*dh	4	1	1	1	0	0	1	0	0	0	0	0	0	0	2	0	0	0	.364
Feb 22	vs TCU	ph	1	0	1	2	1	0	0	0	0	0	0	0	0	0	0	0	0	0	.417
Feb 25	GRAMBLING	*dh	4	2	4	2	1	0	0	1	0	0	0	0	0	0	0	0	0	0	.562
Feb 28	CHARLOTTE	*dh	4	2	2	3	1	0	0	1	0	0	0	0	0	0	0	0	0	0	.550
Mar 01	CHARLOTTE	*dh	3	2	2	3	1	0	1	1	0	0	0	0	0	0	1	0	0	0	.565
Mar 02	CHARLOTTE	*dh	4	0	2	1	0	0	0	0	0	0	0	0	0	0	0	0	0	0	.556
Mar 04	ULM	*dh	5	2	3	6	0	0	1	0	0	0	0	0	0	1	1	0	0	0	.562
Mar 05	ULM	*dh	4	1	2	4	0	0	1	1	0	0	0	0	0	0	0	0	0	0	.556
Mar 07	PORTLAND	*dh	4	3	2	3	1	0	0	1	0	0	0	0	0	0	0	0	0	0	.550
Mar 08	PORTLAND	*dh	3	0	0	0	0	0	0	1	0	0	0	0	0	0	1	0	0	0	.512
Mar 09	PORTLAND	*dh	4	0	0	0	0	0	0	0	0	0	0	0	0	0	0	0	0	0	.468
Mar 11	UCA	*dh	3	3	1	2	0	0	1	1	0	0	1	0	0	0	0	0	0	0	.460
Mar 14	at Ole Miss	*dh	5	2	3	0	1	0	0	0	0	0	0	0	0	0	1	0	0	0	.473
Mar 15	at Ole Miss	*dh	5	1	1	1	0	0	1	0	0	0	0	0	0	0	2	0	0	0	.450
Mar 16	at Ole Miss	*dh	6	0	1	1	0	0	0	0	0	0	0	0	0	0	3	0	0	0	.424
Mar 18	ORAL ROBERTS	*dh	5	0	2	1	0	0	0	0	0	0	0	0	0	1	2	0	0	0	.423
Mar 19	ORAL ROBERTS	*dh	3	1	1	1	0	0	0	2	0	0	0	0	0	0	2	0	0	0	.419
Mar 21	SOUTH CAROLIN	*dh	3	1	1	0	1	0	0	1	0	0	0	0	0	0	1	0	0	0	.416
Mar 22	SOUTH CAROLIN	*dh	4	1	2	2	0	0	0	1	0	0	0	0	0	0	2	0	0	0	.420
Mar 23	SOUTH CAROLIN	*dh	3	1	1	0	0	0	0	1	0	0	1	0	0	0	0	0	0	0	.417
Mar 25	MISSOURI STATE	*dh	5	2	1	0	0	0	0	1	0	0	0	0	0	0	2	0	0	0	.404
Mar 28	at Vanderbilt	*dh	5	0	1	1	1	0	0	0	0	0	0	0	0	0	3	0	0	0	.394
Mar 29	at Vanderbilt	*dh	4	0	1	0	0	0	0	1	0	0	0	0	0	0	1	0	0	0	.388
Mar 30	at Vanderbilt	*dh	4	0	0	0	0	0	0	0	0	0	0	0	0	0	2	0	0	0	.373
Apr 01	vs Grambling	*dh	4	1	2	1	0	0	0	0	0	0	1	0	0	0	1	0	0	0	.377
Apr 05	MISSOURI	*dh	4	2	0	0	0	0	0	1	0	0	1	0	0	0	4	0	0	0	.364
Apr 06	MISSOURI-1	*dh	5	2	2	1	0	0	0	0	0	0	0	0	0	0	2	0	0	0	.365
Apr 06	MISSOURI-2	*dh	5	1	3	3	2	0	0	0	0	0	0	0	0	0	1	0	0	0	.375
Apr 08	ARKANSAS STAT	*dh	4	1	1	2	0	0	1	0	0	0	0	0	0	0	2	0	0	0	.371
Apr 11	at Georgia	*dh	4	2	3	3	0	0	0	1	0	0	0	0	0	0	1	0	0	0	.383
Apr 12	at Georgia	*dh	4	1	2	2	0	0	1	1	0	0	0	0	0	0	2	0	0	0	.386
Apr 13	at Georgia	*dh	5	0	0	0	0	0	0	0	0	0	0	0	0	0	3	0	0	0	.372
Apr 15	UAPB	*of	5	3	4	4	0	0	1	0	0	0	0	0	0	0	1	0	0	1	.387
Totals		34gs	142	42	55	54	11	0	11	20	0	0	4	0	0	2	46	0	0	1	.387

On base pct. .476 • Slugging pct. .697



# ||| INDIVIDUAL GAME-BY-GAME

## #8 Cam Kozeal - 33 games (All games)

Date	Opponent	Pos	AB	R	H	RBI	2B	3B	HR	BB	SB	CS	HBP	SAC	SF	GDP	K	PO	A	E	Avg
Feb 14	WASHINGTON ST	*2b	4	2	2	0	2	0	0	0	0	0	0	0	0	0	1	4	2	0	.500
Feb 17	WASHINGTON ST	*2b	4	2	1	0	0	0	0	0	0	0	0	0	0	0	1	2	4	0	.375
Feb 21	vs Kansas State	ph/1	2	0	1	0	1	0	0	0	0	0	0	0	0	0	0	3	0	0	.400
Feb 22	vs TCU	*1b	3	0	0	0	0	0	0	0	0	0	0	1	0	0	1	5	2	0	.308
Feb 23	vs Michigan	*1b	5	0	1	1	0	0	0	0	0	0	0	0	0	0	0	4	1	0	.278
Feb 28	CHARLOTTE	*1b/2	5	1	2	1	0	0	0	0	0	0	0	0	0	0	2	6	1	0	.304
Mar 01	CHARLOTTE	*1b	4	0	1	0	0	0	0	0	0	0	0	0	0	0	1	3	0	0	.296
Mar 02	CHARLOTTE	ph	1	0	1	0	0	0	0	0	0	0	0	0	0	0	0	0	0	0	.321
Mar 04	ULM	*1b	4	1	2	2	0	0	1	0	0	0	0	0	0	0	0	5	0	0	.344
Mar 07	PORTLAND	*1b	4	0	0	1	0	0	0	0	0	0	0	0	0	0	1	9	0	0	.306
Mar 08	PORTLAND	*1b	4	0	1	0	0	0	0	0	0	1	0	0	0	0	1	5	0	0	.300
Mar 11	UCA	*1b	3	1	2	3	0	0	1	1	1	0	0	0	0	0	0	5	0	0	.326
Mar 14	at Ole Miss	ph/2	2	0	1	1	0	0	0	0	0	0	0	0	0	0	1	0	0	0	.333
Mar 15	at Ole Miss	*2b/1	5	2	3	1	1	0	0	0	0	0	0	0	0	0	0	1	2	1	.360
Mar 16	at Ole Miss	*1b	4	1	2	2	0	0	0	1	0	0	0	0	0	0	0	4	1	0	.370
Mar 18	ORAL ROBERTS	*1b	3	0	0	0	0	0	0	1	0	0	0	0	0	1	0	10	0	0	.351
Mar 19	ORAL ROBERTS	*1b/2	5	1	2	2	1	0	0	0	0	0	0	0	0	0	0	4	1	0	.355
Mar 21	SOUTH CAROLIN	*1b	4	2	2	0	1	0	0	0	0	0	0	0	0	0	1	6	0	0	.364
Mar 22	SOUTH CAROLIN	*1b	4	2	2	0	0	0	0	0	0	0	1	0	0	0	0	6	0	0	.371
Mar 23	SOUTH CAROLIN	*1b	4	0	1	1	0	0	0	1	0	0	0	0	0	0	1	9	1	0	.365
Mar 25	MISSOURI STATE	*1b	4	2	2	1	0	0	0	1	0	0	1	0	0	0	0	8	0	0	.372
Mar 28	at Vanderbilt	*1b	5	2	3	5	0	0	2	0	0	0	0	0	0	0	1	7	2	0	.386
Mar 29	at Vanderbilt	*1b	4	1	1	3	0	0	1	0	0	0	0	1	0	0	1	8	1	0	.379
Mar 30	at Vanderbilt	*1b	3	1	1	0	0	0	0	1	1	0	0	0	0	0	1	3	0	0	.378
Apr 01	vs Grambling	ph/1	1	0	0	0	0	0	0	0	0	0	0	0	0	0	0	0	0	0	.374
Apr 05	MISSOURI	*1b/2	5	3	4	5	1	0	0	1	0	0	0	0	0	0	1	6	0	0	.396
Apr 06	MISSOURI-1	*1b	2	2	2	2	1	0	0	2	0	0	0	0	1	0	0	5	1	0	.408
Apr 06	MISSOURI-2	*1b	5	3	3	6	1	0	2	0	0	0	0	0	0	0	1	5	0	0	.417
Apr 08	ARKANSAS STAT	*1b	4	1	1	0	1	0	0	0	0	0	0	0	0	0	3	10	0	0	.411
Apr 11	at Georgia	*1b	5	2	1	1	0	0	0	0	0	0	0	0	0	0	1	6	0	0	.402
Apr 12	at Georgia	*1b	4	2	2	0	2	0	0	1	0	0	0	0	0	0	0	3	0	0	.405
Apr 13	at Georgia	*1b	6	0	1	1	0	0	0	0	0	0	0	0	0	0	2	10	1	0	.393
Apr 15	UAPB	*2b	4	1	2	3	0	0	1	0	0	0	0	0	1	0	0	3	3	1	.397
Totals			29gs	126	35	50	42	12	0	8	10	2	1	2	2	1	22	165	23	2	.397

On base pct. .443 • Slugging pct. .683



## #22 Logan Maxwell - 29 games (All games)

Date	Opponent	Pos	AB	R	H	RBI	2B	3B	HR	BB	SB	CS	HBP	SAC	SF	GDP	K	PO	A	E	Avg
Feb 14	WASHINGTON ST	*dh	3	0	1	1	0	0	0	1	0	0	0	0	1	0	0	0	0	0	.333
Feb 15	WASHINGTON ST	*dh	4	0	1	0	0	0	0	0	0	0	0	0	0	0	0	0	0	0	.286
Feb 22	vs TCU	*dh	3	1	0	0	0	0	0	1	0	0	0	0	0	0	1	0	0	0	.200
Feb 23	vs Michigan	*dh	3	1	0	0	0	0	0	2	0	0	0	0	0	1	0	0	0	0	.154
Feb 25	GRAMBLING	*of	4	3	2	1	0	0	0	1	0	0	0	0	0	0	0	0	0	0	.235
Feb 28	CHARLOTTE	*of	5	2	2	2	0	0	1	0	0	0	0	0	0	0	3	0	0	0	.273
Mar 01	CHARLOTTE	*of	4	1	1	2	0	0	1	1	0	0	0	0	0	0	1	0	0	0	.269
Mar 02	CHARLOTTE	*of	5	0	3	1	0	0	0	0	0	0	0	0	0	0	0	5	0	0	.323
Mar 04	ULM	*of	4	1	2	0	0	0	0	1	0	0	0	0	0	0	1	1	0	0	.343
Mar 07	PORTLAND	*of	2	2	1	0	0	0	0	1	0	0	0	0	0	0	0	0	0	0	.351
Mar 11	UCA	*of	4	1	0	0	0	0	0	0	0	0	1	0	0	0	2	1	0	0	.317
Mar 14	at Ole Miss	*of/of	5	1	1	2	0	0	1	0	0	0	0	0	0	1	1	4	0	0	.304
Mar 15	at Ole Miss	*of	5	2	3	1	0	0	1	0	0	0	0	0	0	0	0	0	0	0	.333
Mar 16	at Ole Miss	*of/of	4	2	3	1	1	0	0	1	0	0	0	0	0	0	0	1	0	0	.364
Mar 18	ORAL ROBERTS	*of	2	0	0	0	0	0	0	0	0	0	1	0	0	0	0	2	0	0	.351
Mar 19	ORAL ROBERTS	*of	2	1	1	2	0	0	1	2	0	1	0	0	0	0	0	0	0	0	.356
Mar 21	SOUTH CAROLIN	*of	3	2	2	2	0	0	1	0	0	0	1	0	0	0	1	3	0	0	.371
Mar 22	SOUTH CAROLIN	*of	2	1	0	0	0	0	0	1	0	0	2	0	0	0	1	4	0	0	.359
Mar 23	SOUTH CAROLIN	*of	3	1	2	0	0	0	0	0	0	0	0	1	0	0	0	0	0	0	.373
Mar 25	MISSOURI STATE	*of	4	1	2	0	0	0	0	0	0	0	0	1	0	0	1	1	0	0	.380
Mar 28	at Vanderbilt	*of	4	3	2	1	1	0	1	1	0	0	0	0	0	0	1	2	0	0	.387
Mar 29	at Vanderbilt	*of	5	1	1	0	0	0	0	0	0	0	0	0	0	0	0	1	0	0	.375
Mar 30	at Vanderbilt	*of	3	1	1	1	0	0	1	1	0	0	0	0	0	0	1	1	0	0	.373
Apr 05	MISSOURI	*of	2	3	1	1	0	0	1	3	0	0	0	0	0	0	1	1	0	0	.376
Apr 06	MISSOURI-1	*of	3	0	2	1	0	0	0	0	0	0	1	0	0	0	0	0	0	0	.386
Apr 11	at Georgia	*of	5	1	1	1	1	0	0	0	0	0	0	0	0	0	2	2	0	0	.376
Apr 12	at Georgia	*of	4	0	1	1	0	0	0	0	0	0	1	0	0	0	2	2	0	0	.371
Apr 13	at Georgia	*of	4	0	0	0	0	0	0	0	0	0	0	0	0	0	1	1	0	0	.356
Apr 15	UAPB	*dh	4	3	2	0	0	0	0	1	0	0	0	0	0	0	0	0	0	0	.362
Totals		29gs	105	35	38	21	3	0	9	18	0	1	7	2	1	2	20	32	0	0	.362

On base pct. .481 • Slugging pct. .648

## #41 Will McEntire - 2 games (All games)

Date	Opponent	Pos	AB	R	H	RBI	2B	3B	HR	BB	SB	CS	HBP	SAC	SF	GDP	K	PO	A	E	Avg
Feb 21	vs Kansas State	p	0	0	0	0	0	0	0	0	0	0	0	0	0	0	0	0	1	0	.000
Mar 22	SOUTH CAROLIN	p	0	0	0	0	0	0	0	0	0	0	0	0	0	0	0	0	1	0	.000
Totals		0gs	0	0	0	0	0	0	0	0	0	0	0	0	0	0	0	0	2	0	.000

On base pct. .000 • Slugging pct. .000

## #41 Will McEntire - 11 appearances (All games)

Date	Opponent	GS	IP	H	R	ER	BB	SO	2B	3B	HR	WP	BK	HBP	IBB	Score	W-L	Sv	ERA	NP
Feb 14	WASHINGTON ST		2.2	2	1	1	0	3	0	0	1	0	0	0	0	3-2	0-0	0	3.38	37
Feb 21	vs Kansas State		1.0	1	0	0	0	0	0	0	0	1	0	0	0	2-3	0-0	0	2.45	10
Feb 23	vs Michigan		1.0	2	2	2	1	0	0	0	2	0	0	0	0	8-6	0-0	0	5.79	29
Mar 02	CHARLOTTE		1.0	0	0	0	0	1	0	0	0	0	0	0	0	4-3	1-0	0	4.76	9
Mar 05	ULM		1.0	0	0	0	0	2	0	0	0	0	0	0	0	15-3	1-0	0	4.05	13
Mar 11	UCA		1.0	0	0	0	0	2	0	0	0	0	0	1	0	9-2	1-0	0	3.52	17
Mar 16	at Ole Miss		3.1	2	1	1	0	5	1	0	1	0	0	0	0	12-9	1-0	0	3.27	40
Mar 22	SOUTH CAROLIN		3.0	1	0	0	0	1	0	0	0	0	0	0	0	12-3	1-0	1	2.57	30
Mar 25	MISSOURI STATE		0.0	3	3	2	1	0	1	0	0	0	0	0	0	13-14	1-0	1	3.86	17
Apr 05	MISSOURI		1.0	0	0	0	0	2	0	0	0	0	0	0	0	21-3	1-0	1	3.60	13
Apr 15	UAPB		2.0	0	0	0	0	3	0	0	0	0	0	0	0	13-3	1-0	1	3.18	29
Totals		0	17.0	11	7	6	2	19	2	0	4	1	0	1	0	112-51	1-0	1	3.18	-



# III INDIVIDUAL GAME-BY-GAME

## #26 Tate McGuire - 4 games (All games)

Date	Opponent	Pos	AB	R	H	RBI	2B	3B	HR	BB	SB	CS	HBP	SAC	SF	GDP	K	PO	A	E	Avg
Feb 21	vs Kansas State	p	0	0	0	0	0	0	0	0	0	0	0	0	0	0	0	1	1	0	.000
Mar 05	ULM	p	0	0	0	0	0	0	0	0	0	0	0	0	0	0	0	0	1	0	.000
Apr 01	vs Grambling	*p	0	0	0	0	0	0	0	0	0	0	0	0	0	0	0	0	1	0	.000
Apr 08	ARKANSAS STAT	*p	0	0	0	0	0	0	0	0	0	0	0	0	0	0	0	0	1	0	.000
Totals		2gs	0	0	0	0	0	0	0	0	0	0	0	0	0	0	0	1	4	0	.000

On base pct. .000 • Slugging pct. .000

## #26 Tate McGuire - 11 appearances (All games)

Date	Opponent	GS	IP	H	R	ER	BB	SO	2B	3B	HR	WP	BK	HBP	IBB	Score	W-L	Sv	ERA	NP
Feb 14	WASHINGTON ST		1.0	1	0	0	0	1	0	0	0	0	0	0	0	14-2	0-0	0	0.00	7
Feb 21	vs Kansas State		1.1	2	1	1	0	1	1	0	0	0	0	0	0	2-3	0-1	0	3.86	15
Feb 23	vs Michigan		0.1	0	0	0	0	0	0	0	0	0	0	0	0	8-6	0-1	1	3.38	5
Mar 01	CHARLOTTE		0.2	1	2	2	1	1	0	0	1	0	0	0	0	8-5	0-1	1	8.10	19
Mar 05	ULM		2.0	0	0	0	0	2	0	0	0	0	0	0	0	15-3	0-1	1	5.06	25
Mar 14	at Ole Miss		1.1	3	1	1	1	1	1	0	0	0	0	0	0	6-10	0-1	1	5.40	25
Mar 19	ORAL ROBERTS		3.0	0	0	0	0	2	0	0	0	0	0	0	0	16-0	0-1	1	3.72	31
Mar 25	MISSOURI STATE		1.2	1	1	1	1	1	0	0	1	0	0	0	0	13-14	0-2	1	3.97	26
Apr 01	vs Grambling	*	4.0	1	1	1	2	4	1	0	0	0	0	2	0	7-4	1-2	1	3.52	59
Apr 08	ARKANSAS STAT	*	3.0	5	2	2	1	2	2	0	0	1	0	0	0	7-3	1-2	1	3.93	47
Apr 15	UAPB	*	3.0	4	3	3	0	5	0	0	1	0	0	0	0	13-3	2-2	1	4.64	50
Totals		3	21.1	18	11	11	6	20	5	0	3	1	0	2	0	109-53	2-2	1	4.64	-

## #1 Rocco Peppi - 13 games (All games)

Date	Opponent	Pos	AB	R	H	RBI	2B	3B	HR	BB	SB	CS	HBP	SAC	SF	GDP	K	PO	A	E	Avg
Feb 14	WASHINGTON ST	*1b	4	0	0	0	0	0	0	0	0	0	0	0	0	0	0	4	0	1	.000
Feb 14	WASHINGTON ST	*of	1	2	1	1	1	0	0	2	0	0	1	0	0	0	0	2	0	0	.200
Feb 15	WASHINGTON ST	*1b	4	0	0	0	0	0	0	0	0	0	0	0	0	0	2	6	0	0	.111
Feb 17	WASHINGTON ST	*1b	2	0	0	0	0	0	0	0	0	0	1	0	0	0	0	7	1	0	.091
Feb 21	vs Kansas State	*1b	2	0	0	0	0	0	0	0	0	0	0	0	0	0	0	8	1	0	.077
Feb 25	GRAMBLING	*1b	3	1	2	4	0	0	0	0	0	0	1	0	0	0	0	8	1	0	.188
Feb 28	CHARLOTTE	ph/1	2	1	1	2	1	0	0	0	0	0	1	0	0	0	0	1	0	0	.222
Mar 02	CHARLOTTE	*1b	2	0	0	1	0	0	0	0	0	0	0	0	1	0	1	4	1	0	.200
Mar 05	ULM	*1b	3	2	0	0	0	0	0	2	0	0	0	0	0	1	0	5	3	0	.174
Mar 09	PORTLAND	*1b	3	0	1	0	0	0	0	0	0	0	0	0	0	0	1	6	0	0	.192
Mar 14	at Ole Miss	*1b	4	0	2	0	0	0	0	0	0	0	0	0	0	0	1	5	0	0	.233
Mar 15	at Ole Miss	*1b	4	1	1	1	0	0	0	0	0	0	0	0	0	0	1	4	2	0	.235
Mar 16	at Ole Miss	ph/of	2	0	2	0	0	0	0	0	0	0	0	0	0	0	0	0	0	0	.278
Totals		11gs	36	7	10	9	2	0	0	4	0	0	4	0	1	1	6	60	9	1	.278

On base pct. .400 • Slugging pct. .333

## #18 Reese Robinett - 11 games (All games)

Date	Opponent	Pos	AB	R	H	RBI	2B	3B	HR	BB	SB	CS	HBP	SAC	SF	GDP	K	PO	A	E	Avg
Feb 15	WASHINGTON ST	1b	0	0	0	0	0	0	0	0	0	0	0	0	0	0	0	2	0	0	.000
Feb 17	WASHINGTON ST	ph/1	1	0	0	0	0	0	0	1	0	0	0	0	0	0	1	2	1	0	.000
Feb 25	GRAMBLING	1b	1	0	0	0	0	0	0	0	0	0	0	0	0	0	1	2	0	0	.000
Feb 28	CHARLOTTE	1b	0	0	0	0	0	0	0	0	0	0	0	0	0	0	0	2	0	0	.000
Mar 01	CHARLOTTE	1b	0	0	0	0	0	0	0	0	0	0	0	0	0	0	0	3	0	0	.000
Mar 02	CHARLOTTE	1b	1	0	0	0	0	0	0	0	0	0	0	0	0	0	1	0	0	0	.000
Mar 05	ULM	3b	1	0	0	0	0	0	0	0	0	0	0	0	0	0	0	0	0	0	.000
Mar 09	PORTLAND	1b	1	0	0	0	0	0	0	0	0	0	0	0	0	0	1	5	0	0	.000
Mar 15	at Ole Miss	1b	0	0	0	0	0	0	0	0	0	0	0	0	0	0	0	0	0	0	.000
Mar 19	ORAL ROBERTS	1b	1	0	0	0	0	0	0	0	0	0	0	0	0	0	0	3	0	0	.000
Apr 15	UAPB	*1b	5	1	3	1	3	0	0	0	0	0	0	0	0	0	0	7	0	0	.273
Totals		1gs	11	1	3	1	3	0	0	1	0	0	0	0	0	0	4	26	1	0	.273

On base pct. .333 • Slugging pct. .545

## #33 Zach Root - 6 games (All games)

Date	Opponent	Pos	AB	R	H	RBI	2B	3B	HR	BB	SB	CS	HBP	SAC	SF	GDP	K	PO	A	E	Avg
Feb 14	WASHINGTON ST	*p	0	0	0	0	0	0	0	0	0	0	0	0	0	0	0	1	0	0	.000
Mar 01	CHARLOTTE	*p	0	0	0	0	0	0	0	0	0	0	0	0	0	0	0	0	1	0	.000
Mar 14	at Ole Miss	*p	0	0	0	0	0	0	0	0	0	0	0	0	0	0	0	0	1	0	.000
Mar 21	SOUTH CAROLIN	*p	0	0	0	0	0	0	0	0	0	0	0	0	0	0	0	0	1	0	.000
Mar 28	at Vanderbilt	*p	0	0	0	0	0	0	0	0	0	0	0	0	0	0	0	1	0	0	.000
Apr 05	MISSOURI	*p	0	0	0	0	0	0	0	0	0	0	0	0	0	0	0	0	1	0	.000
Totals		6gs	0	0	0	0	0	0	0	0	0	0	0	0	0	0	0	2	4	0	.000

On base pct. .000 • Slugging pct. .000

## #33 Zach Root - 9 appearances (All games)

Date	Opponent	GS	IP	H	R	ER	BB	SO	2B	3B	HR	WP	BK	HBP	IBB	Score	W-L	Sv	ERA	NP
Feb 14	WASHINGTON ST	*	5.0	2	1	1	1	8	0	0	0	0	0	1	0	14-2	1-0	0	1.80	75
Feb 22	vs TCU	*	5.0	2	1	1	2	10	0	0	0	1	0	1	0	2-1	1-0	0	1.80	81
Mar 01	CHARLOTTE	*	5.1	5	3	3	2	8	3	0	0	0	0	1	0	8-5	1-0	0	2.93	97
Mar 08	PORTLAND	*	6.0	3	0	0	1	10	1	0	0	0	0	0	0	10-0	2-0	0	2.11	80
Mar 14	at Ole Miss	*	3.0	10	7	7	2	3	4	0	2	0	0	1	0	6-10	2-1	0	4.44	74
Mar 21	SOUTH CAROLIN	*	7.0	6	2	2	1	7	3	0	0	1	0	0	0	12-2	3-1	0	4.02	92
Mar 28	at Vanderbilt	*	7.2	3	0	0	3	7	1	0	0	1	0	0	0	9-0	4-1	0	3.23	100
Apr 05	MISSOURI	*	5.0	3	3	3	2	7	3	0	0	0	1	1	0	21-3	5-1	0	3.48	98
Apr 11	at Georgia	*	5.2	5	3	3	3	7	2	0	1	0	1	0	0	13-3	5-1	0	3.62	95
Totals		9	49.2	39	20	20	17	67	17	0	3	3	2	5	0	95-26	5-1	0	3.62	-

## #3 Nolan Souza - 32 games (All games)

Date	Opponent	Pos	AB	R	H	RBI	2B	3B	HR	BB	SB	CS	HBP	SAC	SF	GDP	K	PO	A	E	Avg
Feb 14	WASHINGTON ST	*2b	4	0	1	0	0	0	0	0	1	0	0	0	0	0	2	3	1	0	.250
Feb 15	WASHINGTON ST	*2b	3	0	0	0	0	0	0	1	0	0	0	0	0	0	3	0	0	0	.143
Feb 21	vs Kansas State	*2b	4	0	0	0	0	0	0	0	0	0	0	0	0	0	3	2	1	0	.091
Feb 22	vs TCU	2b	0	0	0	0	0	0	0	0	0	0	0	0	0	0	0	1	2	0	.091
Feb 23	vs Michigan	*2b	3	1	0	0	0	0	0	1	0	0	0	0	0	0	1	2	3	0	.071
Feb 25	GRAMBLING	*2b	3	0	0	1	0	0	0	1	0	0	0	0	0	0	1	1	4	0	.059
Feb 28	CHARLOTTE	*2b	1	0	0	0	0	0	0	0	0	0	0	0	0	0	0	0	0	0	.056
Mar 01	CHARLOTTE	*2b	4	0	0	1	0	0	0	0	0	0	0	0	0	0	0	1	1	0	.045
Mar 02	CHARLOTTE	2b	1	1	1	0	0	0	0	0	0	0	0	0	0	0	0	1	1	0	.087
Mar 04	ULM	*2b	4	2	2	0	1	0	0	0	0	0	0	0	0	0	1	1	0	0	.148
Mar 05	ULM	*2b/ss	3	1	1	3	0	0	1	2	1	0	0	0	0	0	0	0	0	0	.167
Mar 07	PORTLAND	*2b	4	1	1	1	0	0	1	0	0	0	0	0	0	0	2	0	2	0	.176
Mar 08	PORTLAND	*2b	3	2	1	1	0	0	0	0	1	0	0	0	0	0	0	0	1	0	.189
Mar 09	PORTLAND	*2b/ss	3	0	0	0	0	0	0	0	0	0	0	0	0	0	1	1	3	0	.175
Mar 14	at Ole Miss	*2b	2	0	0	0	0	0	0	0	0	0	0	0	0	0	2	0	1	0	.167
Mar 15	at Ole Miss	2b	1	1	1	1	0	0	1	0	0	0	0	0	0	0	0	0	1	0	.186
Mar 16	at Ole Miss	*2b	5	1	1	1	1	0	0	0	0	0	0	0	0	0	2	2	2	0	.188
Mar 18	ORAL ROBERTS	*2b	4	1	0	0	0	0	0	0	0	0	0	0	0	0	0	1	3	0	.173
Mar 19	ORAL ROBERTS	*2b/ss	2	3	1	3	0	0	1	2	1	0	0	0	0	0	0	1	1	0	.185
Mar 21	SOUTH CAROLIN	*2b	4	0	1	0	0	0	0	0	0	0	0	0	0	0	1	2	1	0	.190
Mar 22	SOUTH CAROLIN	*2b	5	1	1	0	0	0	0	0	0	0	0	0	0	0	1	3	3	0	.190
Mar 23	SOUTH CAROLIN	*2b	2	1	1	0	0	0	0	3	0	0	0	0	0	0	0	5	3	0	.200
Mar 25	MISSOURI STATE	*2b	5	1	3	2	1	0	0	0	0	0	0	0	0	0	2	0	1	1	.229
Mar 28	at Vanderbilt	*2b	3	0	0	2	0	0	0	2	1	0	0	0	0	0	1	2	2	0	.219
Mar 29	at Vanderbilt	*2b	5	0	0	0	0	0	0	0	0	0	0	0	0	0	1	1	2	0	.205
Mar 30	at Vanderbilt	*2b	4	0	2	2	1	0	0	0	0	0	0	0	0	0	2	3	1	0	.220
Apr 01	vs Grambling	2b	0	0	0	0	0	0	0	1	0	0	0	0	0	0	0	0	1	0	.220
Apr 05	MISSOURI	*2b/ss	3	2	1	3	0	0	0	2	1	0	0	0	0	0	2	0	2	0	.224
Apr 06	MISSOURI-1	*2b	3	2	2	0	0	0	0	1	0	0	0	0	0	0	0	1	1	1	.239
Apr 06	MISSOURI-2	*2b	3	1	0	0	0	0	0	2	0	0	0	0	0	0	0	1	1	0	.231
Apr 08	ARKANSAS STAT	*2b	3	2	2	1	0	0	0	1	3	0	0	0	0	0	1	1	2	0	.245
Apr 11	at Georgia	*2b	2	0	1	0	1	0	0	0	0	0	0	0	0	0	1	0	1	0	.250
Totals		28gs	96	24	24	22	5	0	4	19	9	0	0	0	0	0	30	36	48	2	.250

On base pct. .374 • Slugging pct. .427



# III INDIVIDUAL GAME-BY-GAME

## #4 Justin Thomas Jr. - 35 games (All games)

Date	Opponent	Pos	AB	R	H	RBI	2B	3B	HR	BB	SB	CS	HBP	SAC	SF	GDP	K	PO	A	E	Avg
Feb 14	WASHINGTON ST	*of	2	1	0	0	0	0	0	2	1	0	0	0	0	1	0	2	0	0	.000
Feb 14	WASHINGTON ST	*of	2	1	1	0	1	0	0	2	1	0	0	0	0	0	0	2	0	0	.250
Feb 15	WASHINGTON ST	*of	3	0	1	0	0	0	0	0	0	0	0	0	0	0	1	2	0	0	.286
Feb 17	WASHINGTON ST	*of	1	3	1	1	0	0	0	3	0	1	0	0	0	0	0	0	0	0	.375
Feb 21	vs Kansas State	*of	4	0	0	0	0	0	0	0	0	0	0	0	0	0	3	2	1	0	.250
Feb 22	vs TCU	*of	3	0	1	0	0	0	0	0	0	0	0	0	0	0	0	3	0	0	.267
Feb 23	vs Michigan	*of	2	1	0	0	0	0	0	1	0	1	1	0	0	0	2	0	0	0	.235
Feb 25	GRAMBLING	*of	3	1	2	1	1	0	1	1	0	0	0	0	0	0	0	2	0	0	.300
Feb 28	CHARLOTTE	*of	4	1	1	1	0	0	0	0	0	0	0	0	0	0	1	3	0	0	.292
Mar 01	CHARLOTTE	of	0	0	0	0	0	0	0	0	0	0	0	0	0	0	0	0	0	0	.292
Mar 02	CHARLOTTE	*of	3	0	1	0	0	0	0	0	0	1	0	1	0	0	2	1	0	0	.296
Mar 05	ULM	*of	1	2	0	0	0	0	0	2	0	0	1	0	0	0	0	1	0	0	.286
Mar 07	PORTLAND	*of	4	1	1	0	0	0	0	0	1	0	0	0	0	0	2	1	0	0	.281
Mar 08	PORTLAND	*of	2	2	1	2	0	0	1	0	0	0	1	0	0	0	0	2	0	0	.294
Mar 09	PORTLAND	*of	3	0	0	0	0	0	0	0	0	0	0	0	0	0	0	4	0	0	.270
Mar 14	at Ole Miss	*of	3	0	0	0	0	0	0	0	0	0	0	0	0	0	3	2	0	0	.250
Mar 15	at Ole Miss	*of	3	1	1	1	0	0	0	0	0	0	1	0	1	0	2	1	0	0	.256
Mar 16	at Ole Miss	of	0	0	0	0	0	0	0	0	0	0	0	0	0	0	0	0	0	0	.256
Mar 18	ORAL ROBERTS	of	1	0	0	0	0	0	0	0	0	0	0	0	0	0	0	2	0	0	.250
Mar 19	ORAL ROBERTS	ph/of	0	0	0	0	0	0	0	1	0	0	0	0	0	0	0	0	0	0	.250
Mar 21	SOUTH CAROLIN	*of	4	1	2	2	1	0	0	0	0	0	0	0	0	0	2	0	0	0	.271
Mar 22	SOUTH CAROLIN	*of	3	2	1	2	0	0	0	1	0	0	0	0	1	0	1	2	0	0	.275
Mar 23	SOUTH CAROLIN	*of	4	1	2	2	0	0	1	0	0	0	0	1	0	0	1	3	0	0	.291
Mar 25	MISSOURI STATE	pr/of	0	1	0	0	0	0	0	1	1	0	0	0	0	0	0	0	0	0	.291
Mar 28	at Vanderbilt	*of	4	0	1	0	0	0	0	0	0	0	0	0	0	0	1	1	0	0	.288
Mar 29	at Vanderbilt	*of	4	1	1	1	0	0	1	1	0	0	0	0	0	0	2	3	0	1	.286
Mar 30	at Vanderbilt	*of	4	1	1	0	1	0	0	0	0	0	0	0	0	0	1	3	1	0	.284
Apr 01	vs Grambling	of	0	0	0	0	0	0	0	0	0	0	0	0	0	0	0	0	0	0	.284
Apr 05	MISSOURI	*of	3	1	2	4	0	0	0	2	0	0	0	0	0	0	0	2	0	0	.300
Apr 06	MISSOURI-1	*of	3	1	0	1	0	0	0	1	0	0	0	0	0	0	2	1	0	0	.288
Apr 06	MISSOURI-2	*of	2	0	0	1	0	0	0	1	0	0	0	0	1	1	0	1	0	0	.280
Apr 08	ARKANSAS STAT	*of	2	1	1	0	0	0	0	2	0	0	0	0	0	0	0	3	0	0	.286
Apr 11	at Georgia	*of	5	1	0	0	0	0	0	0	0	0	0	0	0	0	3	5	0	0	.268
Apr 12	at Georgia	*of	1	0	0	0	0	0	0	0	0	0	0	0	0	0	1	2	0	0	.265
Apr 13	at Georgia	of	1	0	0	0	0	0	0	0	0	0	0	0	0	0	0	0	0	0	.262
Totals		28gs	84	25	22	19	4	0	4	21	4	3	4	2	3	2	30	56	2	1	.262

On base pct. .420 • Slugging pct. .452





## #9 Wehiwa Aloy - 38 games (All games)

Date	Opponent	Pos	AB	R	H	RBI	2B	3B	HR	BB	SB	CS	HBP	SAC	SF	GDP	K	PO	A	E	Avg
Feb 14	WASHINGTON ST	*ss	5	0	1	0	0	0	0	0	1	0	0	0	0	0	2	2	5	0	.200
Feb 14	WASHINGTON ST	*ss	2	2	0	0	0	0	0	1	0	0	2	0	0	1	0	0	3	0	.143
Feb 15	WASHINGTON ST	*ss	3	1	1	2	0	0	1	0	0	0	1	0	0	0	1	0	3	0	.200
Feb 17	WASHINGTON ST	*ss	3	0	2	2	0	0	0	2	0	0	0	0	0	0	0	1	1	0	.308
Feb 21	vs Kansas State	*ss	4	1	2	1	0	0	1	0	0	0	0	0	0	0	1	3	5	0	.353
Feb 22	vs TCU	*ss	3	0	0	0	0	0	0	0	0	0	1	0	0	0	0	3	2	0	.300
Feb 23	vs Michigan	*ss	4	3	4	2	1	0	1	1	0	0	0	0	0	0	0	0	1	2	.417
Feb 25	GRAMBLING	*ss	4	1	1	0	0	0	0	1	0	0	0	0	0	0	0	1	3	0	.393
Feb 28	CHARLOTTE	*ss	4	1	1	0	1	0	0	1	0	0	0	0	0	0	0	0	1	0	.375
Mar 01	CHARLOTTE	*ss	4	1	1	0	1	0	0	0	0	0	1	0	0	0	1	1	2	0	.361
Mar 02	CHARLOTTE	*ss	5	1	1	0	0	0	0	0	0	0	0	0	0	0	1	2	2	0	.341
Mar 04	ULM	*ss	5	2	3	0	1	0	0	0	0	0	0	0	0	0	1	1	1	0	.370
Mar 05	ULM	*ss	4	1	2	2	2	0	0	0	0	0	0	0	0	0	0	0	1	0	.380
Mar 07	PORTLAND	*ss	3	5	3	4	0	0	2	1	1	0	1	0	0	0	0	3	0	0	.415
Mar 08	PORTLAND	*ss	4	1	2	4	1	0	1	0	0	0	0	0	0	0	0	1	2	0	.421
Mar 09	PORTLAND	*ss	3	1	2	1	0	0	0	0	0	0	0	0	0	0	0	1	1	0	.433
Mar 11	UCA	*ss	5	0	0	0	0	0	0	0	0	0	0	0	0	0	2	2	4	0	.400
Mar 14	at Ole Miss	*ss	4	0	0	0	0	0	0	1	0	0	0	0	0	0	2	3	0	0	.377
Mar 15	at Ole Miss	*ss	5	1	1	1	0	0	1	1	0	0	0	0	0	0	3	3	2	0	.365
Mar 16	at Ole Miss	*ss	5	3	3	5	0	0	2	1	0	0	0	0	0	0	0	3	1	1	.380
Mar 18	ORAL ROBERTS	*ss	4	1	2	0	0	0	0	1	0	0	0	0	0	1	0	1	0	0	.386
Mar 19	ORAL ROBERTS	*ss	4	2	3	4	1	1	0	0	0	1	0	0	0	0	0	0	1	0	.402
Mar 21	SOUTH CAROLIN	*ss	5	1	2	3	0	0	1	0	0	0	0	0	0	0	1	1	2	0	.402
Mar 22	SOUTH CAROLIN	*ss	5	1	2	2	2	0	0	0	0	0	0	0	0	0	2	3	6	0	.402
Mar 23	SOUTH CAROLIN	*ss	4	2	1	0	0	0	0	1	0	0	0	0	0	0	0	1	4	0	.396
Mar 25	MISSOURI STATE	*ss	6	1	1	1	1	0	0	0	0	0	0	0	0	0	3	0	2	0	.383
Mar 28	at Vanderbilt	*ss	5	0	0	0	0	0	0	0	0	0	0	0	0	1	2	2	1	0	.366
Mar 29	at Vanderbilt	*ss	5	1	2	0	0	0	0	0	1	0	0	0	0	1	0	1	2	0	.368
Mar 30	at Vanderbilt	*ss	5	0	0	0	0	0	0	0	0	0	0	0	0	0	2	2	2	0	.352
Apr 01	vs Grambling	*ss	3	3	2	1	0	0	0	2	2	0	0	0	0	0	1	0	4	0	.360
Apr 05	MISSOURI	*ss	4	2	0	0	0	0	0	1	0	0	0	0	0	0	1	0	0	0	.349
Apr 06	MISSOURI-1	*ss	5	3	4	1	1	0	0	0	0	0	0	0	0	0	1	2	1	0	.366
Apr 06	MISSOURI-2	*ss	3	4	2	1	0	0	0	2	0	0	0	0	0	0	0	0	1	0	.372
Apr 08	ARKANSAS STAT	*ss	5	0	0	0	0	0	0	0	0	0	0	0	0	0	3	0	6	0	.359
Apr 11	at Georgia	*ss	3	3	2	3	1	0	1	1	0	1	1	0	0	0	1	1	2	0	.366
Apr 12	at Georgia	*ss	4	1	1	0	0	0	0	1	0	0	0	0	0	0	1	0	0	0	.362
Apr 13	at Georgia	*ss	6	1	2	1	0	0	1	0	0	0	0	0	0	0	3	0	1	0	.361
Apr 15	UAPB	*ss	5	2	3	2	0	0	1	0	1	0	0	0	0	0	0	0	5	0	.369
Totals		38gs	160	53	59	43	13	1	13	19	6	2	7	0	0	4	35	44	80	3	.369

On base pct. .457 • Slugging pct. .706

## #44 Carson Wiggins - 4 games (All games)

Date	Opponent	Pos	AB	R	H	RBI	2B	3B	HR	BB	SB	CS	HBP	SAC	SF	GDP	K	PO	A	E	Avg
Mar 01	CHARLOTTE	p	0	0	0	0	0	0	0	0	0	0	0	0	0	0	0	0	1	0	.000
Mar 16	at Ole Miss	p	0	0	0	0	0	0	0	0	0	0	0	0	0	0	0	1	0	0	.000
Apr 06	MISSOURI-2	p	0	0	0	0	0	0	0	0	0	0	0	0	0	0	0	0	1	0	.000
Apr 13	at Georgia	p	0	0	0	0	0	0	0	0	0	0	0	0	0	0	0	0	0	1	.000
Totals		0gs	0	0	0	0	0	0	0	0	0	0	0	0	0	0	0	1	2	1	.000

On base pct. .000 • Slugging pct. .000

## #44 Carson Wiggins - 11 appearances (All games)

Date	Opponent	GS	IP	H	R	ER	BB	SO	2B	3B	HR	WP	BK	HBP	IBB	Score	W-L	Sv	ERA	NP
Feb 15	WASHINGTON ST		1.0	1	0	0	0	1	1	0	0	0	0	0	0	5-2	0-0	1	0.00	20
Feb 23	vs Michigan		0.0	1	1	1	1	0	0	0	0	2	0	0	0	8-6	0-0	1	9.00	5
Feb 25	GRAMBLING		1.0	0	0	0	0	1	0	0	0	0	0	0	0	14-3	0-0	1	4.50	10
Mar 01	CHARLOTTE		1.0	0	0	0	0	2	0	0	0	0	0	0	0	8-5	0-0	2	3.00	13
Mar 09	PORTLAND		1.0	0	0	0	0	1	0	0	0	1	0	0	0	5-3	0-0	3	2.25	12
Mar 16	at Ole Miss		2.0	1	1	1	3	3	0	0	0	0	0	0	0	12-9	1-0	3	3.00	37
Mar 23	SOUTH CAROLIN		1.0	1	0	0	0	2	0	0	0	0	0	0	0	11-4	1-0	3	2.57	13
Mar 29	at Vanderbilt		1.0	0	1	1	2	1	0	0	0	1	0	0	0	6-4	1-0	3	3.38	27
Apr 06	MISSOURI-2		1.0	0	0	0	1	1	0	0	0	0	0	0	0	16-2	1-0	3	3.00	11
Apr 08	ARKANSAS STAT		1.0	0	0	0	0	1	0	0	0	0	0	0	0	7-3	1-0	3	2.70	8
Apr 13	at Georgia		2.0	1	1	0	0	4	1	0	0	0	0	1	0	6-7	1-0	3	2.25	35
Totals		0	12.0	5	4	3	7	17	2	0	0	4	0	1	0	98-48	1-0	3	2.25	-



## ||| INDIVIDUAL GAME-BY-GAME

### #14 Gage Wood - 2 appearances (All games)

Date	Opponent	GS	IP	H	R	ER	BB	SO	2B	3B	HR	WP	BK	HBP	IBB	Score	W-L	Sv	ERA	NP
Feb 15	WASHINGTON ST	*	5.0	2	2	2	1	7	1	1	0	1	0	0	0	5-2	0-0	0	3.60	77
Feb 23	vs Michigan	*	2.0	2	1	0	0	6	0	0	0	0	0	1	0	8-6	0-0	0	2.57	39
Totals		2	7.0	4	3	2	1	13	1	1	0	1	0	1	0	13-8	0-0	0	2.57	-



FEB.	Opponent	Score	Winning Pitcher	Losing Pitcher	Save	Attendance	Time
14	Washington State [DH-1]	W, 3-2 (10)	Foutch (1-0)	Stowe (0-1)		---	3:19
14	Washington State [DH-2]	W, 14-2 (7)	Root (1-0)	Lewis (0-1)		9,112	2:16
15	Washington State	W, 5-2	Carter (1-0)	Tedesco (0-1)	Wiggins (1)	9,418	2:46
17	Washington State	W, 12-2 (7)	Beidelschies (1-0)	Chambers (0-1)		8,780	2:30
21	vs. Kansas State ^	L, 3-2	Dean (1-0)	McGuire (0-1)		13,886	2:37
22	vs. #22 TCU ^	W, 2-1	Beidelschies (2-0)	LaPour (1-1)	Foutch (1)	17,994	2:55
23	vs. Michigan ^	W, 8-6	Carter (2-0)	DeVooght (2-1)	McGuire (1)	12,862	3:44
25	Grambling	W, 14-3 (7)	Bybee (1-0)	Robinson (0-1)		9,073	2:40
28	Charlotte	W, 11-10	Carter (3-0)	Sarver (0-1)	Foutch (2)	9,563	3:08

## MARCH

1	Charlotte	W, 8-5	Jimenez (1-0)	Taylor (0-1)	Wiggins (2)	10,938	2:53
2	Charlotte	W, 4-3	McEntire (1-0)	Stanton (0-1)		9,199	3:04
4	ULM	W, 14-1 (7)	Fisher (1-0)	Eager (1-1)		8,768	2:15
5	ULM	W, 15-3 (7)	Bybee (2-0)	Cirelli (0-3)		8,624	2:25
7	Portland	W, 20-3 (7)	Gaeckle (1-0)	Gaston (0-4)		9,982	2:08
8	Portland	W, 10-0 (7)	Root (2-0)	Segel (1-2)		10,536	1:48
9	Portland	W, 5-3	Beidelschies (3-0)	Rembisz (2-1)	Wiggins (3)	9,416	2:35
11	UCA	W, 9-2	Fisher (2-0)	Titlow (0-1)		10,742	2:34
14	at #13 Ole Miss *	L, 10-6	Elliott (4-0)	Root (2-1)		9,090	3:03
15	at #13 Ole Miss *	W, 12-3	Coil (1-0)	Maddox (3-2)	Jimenez (1)	9,304	3:19
16	at #13 Ole Miss *	W, 12-9	Wiggins (1-0)	Spencer (0-1)		9,164	3:49
18	Oral Roberts	W, 4-1	Gibler (1-0)	Johnson (0-1)	Foutch (3)	9,922	2:46
19	Oral Roberts	W, 16-0 (7)	Fisher (3-0)	Puffinbarger (0-1)		9,121	2:35
21	South Carolina *	W, 12-2 (7)	Root (3-1)	Stone (1-2)		10,023	2:16
22	South Carolina *	W, 12-3	Jimenez (2-0)	McCoy (2-2)	McEntire (1)	9,759	2:55
23	South Carolina *	W, 11-4	Coil (2-0)	Sweeney (0-2)		9,367	3:11
25	Missouri State	L, 14-13 (10)	Holmes (3-3)	McGuire (0-2)	Knight (1)	10,035	3:48
28	at #14 Vanderbilt *	W, 9-0	Root (4-1)	Thompson (2-2)		3,802	2:53
29	at #14 Vanderbilt *	W, 6-4 (10)	Jimenez (3-0)	Green (0-2)		3,802	3:15
30	at #14 Vanderbilt *	W, 7-3	Bybee (3-0)	Kranzler (3-1)		3,802	2:45

## APRIL

1	Grambling @	W, 7-4	McGuire (1-3)	Robinson (0-4)	Gibler (1)	9,312	3:00
5	Missouri *	W, 21-3 (7)	Root (5-1)	Jacobi (2-4)		9,927	3:06
6	Missouri * [DH-1]	W, 14-4 (7)	Gaeckle (2-0)	Lucas (1-3)		---	2:50
6	Missouri * [DH-2]	W, 16-2 (7)	Beidelschies (4-0)	Neubeck (0-1)		9,614	2:42
8	Arkansas State	W, 7-3	Carter (4-0)	Turner (1-4)		9,771	3:01
11	at #7 Georgia *	W, 13-3	Jimenez (4-0)	Quinn (0-1)		3,633	3:28
12	at #7 Georgia *	L, 7-6	Smith (3-1)	Gaeckle (2-1)	Hoskins (2)	3,633	3:17
13	at #7 Georgia *	L, 7-6 (12)	Zeldin (2-1)	Gibler (1-1)		3,633	3:36
15	UAPB	W, 13-3 (8)	McGuire (2-2)	Bedgood (0-3)		9,432	2:42
17	Texas A&M *						
18	Texas A&M * [DH-1]						
18	Texas A&M * [DH-2]						
22	Little Rock						
23	Little Rock						
25	at Florida *						
26	at Florida *						
27	at Florida *						
29	at Missouri State						

## MAY

1	Texas *						
2	Texas *						
3	Texas *						
9	at LSU *						
10	at LSU *						
11	at LSU *						
15	Tennessee *						
16	Tennessee *						
17	Tennessee *						

\* SEC opponent

^ Amegy Bank College Baseball Series (Globe Life Field in Arlington, Texas)

@ Game played at CHI St. Vincent Field at Dickey-Stephens Park in North Little Rock, Ark.