



ARKANSAS BASEBALL



ArkansasRazorbacks.com ||| @RazorbackBSB ||| Contact: Oliver Grigg (ogrigg@uark.edu)

2025 SCHEDULE & RESULTS

FEBRUARY

14	WASHINGTON STATE [DH-1]	SECN+	W, 3-2 (10)
14	WASHINGTON STATE [DH-2]	SECN+	W, 14-2 (7)
15	WASHINGTON STATE	SECN+	W, 5-2
17	WASHINGTON STATE	SECN+	W, 12-2 (7)
21	vs. Kansas State ^	FloCollege	L, 3-2
22	vs. #22 TCU ^	FloCollege	W, 2-1
23	vs. Michigan ^	FloCollege	W, 8-6
25	GRAMBLING	SECN+	W, 14-3 (7)
28	CHARLOTTE	SECN+	W, 11-10

MARCH

1	CHARLOTTE	SECN+	W, 8-5
2	CHARLOTTE	SECN+	W, 4-3
4	ULM	SECN+	W, 14-1 (7)
5	ULM	SECN+	W, 15-3 (7)
7	PORTLAND	SECN+	W, 20-3 (7)
8	PORTLAND	SECN+	W, 10-0 (7)
9	PORTLAND	SECN+	W, 5-3
11	UCA	SECN+	W, 9-2
14	#13 Ole Miss *	SECN+	L, 10-6
15	#13 Ole Miss *	SECN+	W, 12-3
16	#13 Ole Miss *	SECN+	W, 12-9
18	ORAL ROBERTS	SECN+	W, 4-1
19	ORAL ROBERTS	SECN+	W, 16-0 (7)
21	SOUTH CAROLINA *	SECN+	W, 12-2 (7)
22	SOUTH CAROLINA *	SECN+	W, 12-3
23	SOUTH CAROLINA *	SECN+	W, 11-4
25	MISSOURI STATE	SECN+	L, 14-13 (10)
28	#14 Vanderbilt *	SECN	W, 9-0
29	#14 Vanderbilt *	SECN+	W, 6-4 (10)
30	#14 Vanderbilt *	SECN	W, 7-3

APRIL

1	GRAMBLING @	SECN+	W, 7-4
5	MISSOURI *	SECN	W, 21-3 (7)
6	MISSOURI * [DH-1]	SECN+	W, 14-4 (7)
6	MISSOURI * [DH-2]	SECN+	W, 16-2 (7)
8	ARKANSAS STATE	SECN	W, 7-3
11	#7 Georgia *	SECN+	W, 13-3
12	#7 Georgia *	SECN+	L, 7-6
13	#7 Georgia *	SECN+	L, 7-6 (12)
15	UAPB	SECN+	W, 13-3 (8)
17	TEXAS A&M *	SECN	L, 7-4
18	TEXAS A&M * [DH-1]	SECN+	W, 11-5
18	TEXAS A&M * [DH-2]	SECN+	L, 9-2
22	LITTLE ROCK	SECN+	6:30 P.M.
23	LITTLE ROCK	SECN	5 P.M.
25	Florida *	SECN+	5:30 p.m.
26	Florida *	SECN	2 p.m.
27	Florida *	SECN+	Noon
29	Missouri State	ESPN+	6 p.m.

MAY

1	TEXAS *	ESPN2	6 P.M.
2	TEXAS *	SECN	7 P.M.
3	TEXAS *	SECN+	2 P.M.
9	LSU *	SECN+	6:30 p.m.
10	LSU *	SECN	5:30 p.m.
11	LSU *	SECN	3 p.m.
15	TENNESSEE *	ESPN2	6:30 P.M.
16	TENNESSEE *	SECN+	6:30 P.M.
17	TENNESSEE *	SECN	2 P.M.

All times Central; Home game in **BOLD**; * - SEC opponent

^ - Amegy Bank College Baseball Series (Globe Life Field in Arlington, Texas)

@ - Game played at CHI St. Vincent Field at Dickey-Stephens Park in North Little Rock, Ark.

GAME 42 ||| LITTLE ROCK vs. #5 ARKANSAS ||| APRIL 22

FAYETTEVILLE, ARK. ||| BAUM-WALKER STADIUM ||| SEC NETWORK+



18-20
7-7 OVC

LITTLE ROCK TROJANS

In the Polls.....NR (BA) | NR (D1Baseball)
.....NR (NCBWA) | NR (PG) | NR (USA Today)
Head Coach.....Chris Curry
Career Record.....255-283 (11th season)
Record at Little Rock.....Same



34-7
13-5 SEC

ARKANSAS RAZORBACKS

In the Polls.....7 (BA) | 5 (D1Baseball)
.....6 (NCBWA) | 6 (PG) | 4 (USA Today)
Head Coach.....Dave Van Horn
Career Record.....1,502-704 (37th season)
Record at Arkansas.....917-464 (23rd season)

ON THE MOUND

Little Rock RHP Zach Busick (1-0, 6.75 ERA)

vs.

Arkansas RHP Tate McGuire (2-2, 4.64 ERA)

LEADING OFF

DOUBLE MIDWEEK ACTION

- Fifth-ranked Arkansas is set to host in-state opponent Little Rock in a double midweek series, the final two home midweek games of the regular season, on April 22-23 at Baum-Walker Stadium.
- First pitch in the double midweek series opener between the Hogs and Trojans is 6:30 p.m. Tuesday, April 22, on SEC Network+ with Brett Dolan (play-by-play) and Razorback great Troy Eklund (analyst) on the call.
- The finale gets started at 5 p.m. Wednesday, April 23, on SEC Network with Victor Rojas (play-by-play) and Todd Walker (analyst) on the call.

30 SEASONS OF BAUM-WALKER STADIUM

- The 2025 campaign marks the 30th season in the history of Baum-Walker Stadium, which opened in 1996.
- Arkansas won its 700th game at Baum-Walker Stadium against Washington State on Feb. 17, 2025, and maintains an overall record of 721-246 (.746) inside the stadium's friendly confines entering the double midweek series against in-state opponent Little Rock.
- Entering Tuesday, Arkansas is 25-3 at home this season. The Hogs have six 30-win seasons at Baum-Walker Stadium, and have won 28-plus home games in seven consecutive seasons.

IN-STATE SUPREMACY

- Arkansas is 23-2 overall against in-state opponents since 1960, including a perfect 3-0 mark this season.
- Arkansas owns a 5-2 record against Little Rock entering Tuesday night's double midweek series opener.
- The Razorbacks are also 5-0 against Arkansas State, 7-0 against UAPB and 6-0 against UCA since 1960.

Arkansas State

Series Record: Arkansas leads, 5-0
In Fayetteville: Arkansas leads, 5-0

Little Rock

Series Record: Arkansas leads, 5-2
In Fayetteville: Arkansas leads, 5-2

UAPB

Series Record: Arkansas leads, 7-0
In Fayetteville: Arkansas leads, 6-0
In North Little Rock: Arkansas leads, 1-0

UCA

Series Record: Arkansas leads, 6-0
In Fayetteville: Arkansas leads, 5-0
In North Little Rock: Arkansas leads, 1-0



ROOT PIG SOOIE

- **LHP Zach Root**, a transfer from ECU, is one of three pitchers, along with LHP Landon Beidelschies (Ohio State) and RHP Aiden Jimenez (Oregon State) that Arkansas landed in the portal in the offseason.
- Root went 6-2 with a 3.56 ERA and 76 strikeouts in 68.1 innings across 13 appearances, including 12 starts, on the mound during his stellar sophomore campaign at ECU in 2024, earning him a spot on the midseason watch list for the Golden Spikes Award.
- The Fort Myers, Fla., native recorded four quality starts last season, punctuated by a career-best seven-inning, 10-strikeout performance against Cal State Fullerton (March 2, 2024).
- Root entered the 2025 campaign with three preseason All-America accolades to his name, collecting national recognition from D1Baseball, NCBWA and Perfect Game this spring.
- Through his first 10 starts as a Razorback, Root has turned in a 5-2 record with a 4.19 ERA in a team-high 53.2 innings of work. The junior left-hander has struck out a team-leading 73 batters and limited opposing hitters to a meager .224 batting average.
- Root made his first start as a Razorback in game two of the Opening Day doubleheader against Washington State (Feb. 14), spinning five innings of one-run ball with eight strikeouts.
- In his second start of the season, Root matched his career high with 10 strikeouts vs. #22 TCU (Feb. 22) in the Amegy Bank College Baseball Series at Globe Life Field in Arlington, Texas, limiting the Horned Frogs to one run on just two hits and a pair of walks.
- Root racked up eight strikeouts in his start against Charlotte (March 1), 5.1 innings in the Razorbacks' win. He logged his first quality start of the season against Portland (March 6), spinning six shutout innings with a career high-matching 10 strikeouts.
- Root made his first Friday start in his first SEC start of the season on the road at #13 Ole Miss (March 14).
- In his second SEC start of the season, Root turned in Arkansas' first seven-inning complete game since 2017, firing seven innings of two-run ball with seven strikeouts against South Carolina (March 21) to collect his team-leading second quality start of the year.
- Root was fantastic on the road against #14 Vanderbilt (March 28) in his third SEC start, carrying a no-hitter into the fifth and working a career-long 7.2 scoreless innings with seven strikeouts to help Arkansas toss its first combined three-hit shutout since 2024.
- The southpaw, who earned his first SEC Pitcher of the Week honor as a result of his dominant performance on the road at Vanderbilt, became the first Arkansas pitcher to record back-to-back starts of at least seven innings since RHP Connor Noland did so in 2022.

CHEESE

- **LHP Landon Beidelschies**, a transfer from Ohio State, was the Buckeyes' Friday night starter as a sophomore in 2024, going 6-7 with a 4.15 ERA and 91 strikeouts in 84.2 innings across 15 starts.
- Referred to as "Cheese" by his teammates, Beidelschies had seven quality starts last season at Ohio State, highlighted by a career-high 12-strikeout performance at West Virginia (March 15, 2024).
- The Canfield, Ohio, native, entered the 2025 campaign as a Perfect Game preseason All-American as well as a preseason All-SEC honoree from the league's 16 head coaches.
- Beidelschies made his Arkansas debut against Washington State (Feb. 17), striking out seven over five innings of one-run ball.
- He made his first appearance of the season in a relief role vs. #22 TCU (Feb. 22) in the Amegy Bank College Baseball Series at Globe Life Field in Arlington, Texas, working 2.2 scoreless innings to help.
- The lefty logged his first quality start of the year against Charlotte (March 2), twirling 6.1 innings of one-run ball with seven strikeouts.

GET THE GACK

- Following a historic rookie campaign, **RHP Gabe Gaeckle** entered his sophomore campaign as one of college baseball's top pitchers.
- Prior to the 2025 season, the right-hander was named Baseball America's preseason SEC Pitcher of the Year, clinched consensus preseason All-America status from Baseball America, D1Baseball, NCBWA and Perfect Game and earned preseason first-team All-SEC recognition from the league's 16 head coaches.
- The Aptos, Calif., native was a unanimous first-team Freshman All-American in 2024 after he made 22 relief appearances for Arkansas and posted a 3-3 record with a 2.32 ERA, 57 strikeouts and a team-leading seven saves in 42.2 innings of work.
- Gaeckle became the fifth Razorback freshman pitcher since 2003, Dave Van Horn's first year, to record five or more saves in a season:

Year	Pitcher	Saves
2024	RHP Gabe Gaeckle	7
2023	RHP Gage Wood	5
2022	RHP Brady Tygart	8
2011	RHP Nolan Sanburn	8
2010	RHP DJ Baxendale	7

- Gaeckle made his first career start on the mound in game one of the Opening Day doubleheader against Washington State (Feb. 14), firing five shutout innings with seven strikeouts in the Hogs' win.
- In his second start, Gaeckle worked a career-long 5.2 innings vs. Kansas State (Feb. 22) in the Amegy Bank College Baseball Series at Globe Life Field in Arlington, Texas, and struck out a pair.
- Making his first career SEC start at #13 Ole Miss (March 15), Gaeckle racked up a career-high eight strikeouts over four innings of work.
- The right-hander matched his career long with 5.2 innings of two-run ball and seven strikeouts in a start at #14 Vanderbilt (March 29) to lead Arkansas to its first series sweep in Nashville since 1994.
- Working in relief for the first time this season, Gaeckle tossed a career long-tying 5.2 innings of one-run ball with a career high-matching eight strikeouts against Texas A&M (April 18).

JIMMY

- **RHP Aiden Jimenez**, a transfer from Oregon State, was on track to crack the Beavers' weekend rotation last year before he suffered a season-ending injury and, ultimately, transferred to Arkansas.
- Now healthy, Jimenez has emerged as crucial piece of the Razorback bullpen this season, logging a 4-1 record with a 2.08 ERA and 27 strikeouts over a team-leading 26.0 innings in relief.
- As a freshman at Oregon State in 2023, he appeared in 22 games and went 5-2 with a 5.68 ERA and 35 strikeouts in 38.0 innings.
- The right-hander carded his best outing of that season against Sam Houston (June 4, 2023) in the NCAA Baton Rouge Regional, throwing a season-long six shutout innings in relief and striking out a season-high six to send Oregon State to the regional championship.

THE FIREMAN

- **RHP Christian Foutch** turned in a strong sophomore campaign in 2024, making 20 appearances in relief and going 1-0 with a 0.81 ERA, 20 strikeouts and one save in 22.1 innings of work.
- The Littleton, Colo., native allowed only two runs, finishing the season with the lowest ERA by a Razorback pitcher to appear in at least 20 percent of the team's games since RHP Kevin Kopps in 2021.
- Foutch entered 2025 with NCBWA preseason All-America honors and preseason All-SEC praise from the league's 16 head coaches. He was also named to the preseason watch list for the NCBWA Stopper of the Year Award, given to the top reliever in college baseball.

THE PRIZED ONE

- **INF Wehiwa Aloy**, whose name means “the prized one” in Hawaiian, leads the Razorback offense with his swagger on and off the field.
- Aloy, one of two Hogs named to this year’s preseason watch list for the Golden Spikes Award, started all 60 games at shortstop for the Razorbacks in 2024, his first season at Arkansas after transferring in from Sacramento State following his freshman campaign.
- The Wailuku, Hawai’i, native slashed .270/.355/.485 with a team-high 14 home runs and 56 RBI, finishing his sophomore campaign as the team leader in runs scored (45), multi-RBI games (11), stolen bases (7) and consecutive games reached base safely (31).
- Through 41 games this season, Aloy is slashing .379/.460/.730 with a team-best 15 home runs and 47 RBI. The Razorback shortstop leads in the team in extra-base hits (30) and total bases (127) this year.
- Aloy was one of 45 players named to the midseason watch list for the Golden Spikes Award. He is the ninth Razorback in program history selected to the Golden Spikes Award midseason watch list, and the first Arkansas position player to accomplish the feat since infielder Brian Anderson in 2014.

KUHIO KRUSH

- **INF/OF Kuhio Aloy**, the BYU transfer, has quickly established himself as one of the most dangerous hitters in college baseball.
- The Hogs’ primary designated hitter is in his first year at Arkansas and is slashing .386/.466/.680 with 11 home runs and a team-leading 57 RBI in 38 games. Aloy is tied for second on the team in doubles (12) and homers (12) and ranks third in hits (59) and total bases (104).
- Kuhio leads the team in multi-RBI game (15) and is third in multi-hit games (18). He recorded seven consecutive games with multiple hits from Feb. 25-March 7, including a career high-tying four hits against Grambling on Feb. 25 before he drove in a career-high six RBI against ULM on March 4.

BASH BRADDAHS

- Wehiwa and Kuhio Aloy, who have homered in the same game three times this seasons, accomplished a rare feat by each hitting a homer in the same inning vs. Kansas State (Feb. 21) in the Amegy Bank College Baseball Series at Globe Life Field in Arlington, Texas.
- The brothers did it once again at #13 Ole Miss (March 15), clobbering back-to-back home runs in the fifth inning of the Razorbacks’ win.
- According to Elias Sports Bureau, only seven pairs of brothers since 1900 have each hit a home run in the same inning in MLB history.
- Only two sets of brothers (B.J. and Justin Upton for the Atlanta Braves in 2013; Lloyd and Paul Waner for the Pittsburgh Pirates in 1938) have hit back-to-back home runs in MLB history.

ALLEZ DAVALAN

- **OF Charles Davalan**, the FGCU transfer, has made his case as the best leadoff hitter in all of college baseball.
- The Montreal, Canada, native is slashing .384/.470/.651 with 12 home runs and 42 RBI in 40 games this season, his first at Arkansas.
- The Razorback outfielder, who also leads the team in runs scored (60) and hits (66), is second on the team in multi-hit games (21) and third on the team in multi-RBI games (11) this season.
- Through 40 games, Davalan has more walks (24) than strikeouts (13) and nearly as many home runs (12) as strikeouts (13).
- Davalan spent his true freshman season at FGCU, where he slashed .288/.413/.514 with 10 home runs and 37 RBI in 2024. He scored a team-leading 66 runs, totaled 64 hits, including 16 doubles and two triples, drew 28 walks and went 13-for-18 in stolen base attempts.

AUSSIE, AUSSIE, AUSSIE

- Highly touted junior-college prospect **INF Brent Iredale** has provided big pop since arriving at Arkansas in the fall. Through his first 41 games as a Razorback, Iredale is slashing .295/.456/.589 with 10 home runs and 49 RBI, second most on the team, on the year.
- Iredale powered the Razorbacks to an Opening Weekend series win against Washington State, slashing a team-leading .467/.526/.933 with two home runs and nine RBI over four games.
- The Sydney, Australia, native, making his Arkansas debut after beginning his collegiate career at New Mexico JC, became the first Razorback with nine RBI in a season-opening series since OF Heston Kjerstad accomplished the feat against Eastern Illinois on Opening Weekend in 2020. Kjerstad hit four home runs during Arkansas’ season-opening sweep of Eastern Illinois, homering twice and recording six RBI in the series finale.
- Iredale turned in a historic day at the plate against Portland (March 7), going 3-for-3 with two home runs and eight RBI to become the first Razorback with eight RBI in a game since Rodney Nye accomplished the feat against ORU on April 14, 1999.
- The Razorback third baseman was one RBI shy of matching Ryan Lundquist’s single-game program record of nine RBI, which he accomplished against Central Missouri State on March 4, 1997.
- Iredale’s 11 total RBI in the series sweep of Portland also marked the most by a Razorback in a three-game series in the DVH era.

GOT THAT WOOD

- **RHP Gage Wood** has worked in a variety of roles on the Razorback pitching staff throughout the first two years of his career.
- As a sophomore in 2024, the Batesville, Ark., native made 22 appearances, including three starts, and posted a 3-2 record with a 4.46 ERA, 56 strikeouts and two saves in 40.1 innings of work.
- As a true freshman in 2023, Wood was Arkansas’ closer, going 2-0 with a 4.80 ERA, 42 strikeouts and a team-leading five saves in 30.0 innings of work to earn a spot on the Freshman All-SEC Team.
- Now a junior, the right-hander made his first start of the season on the mound against Washington State (Feb. 15), striking out a career-high seven over five innings of two-run ball.
- In his second start of the year, Wood was carving through Michigan (Feb. 23) in the Amegy Bank College Baseball Series at Globe Life Field in Arlington, Texas, with six strikeouts in two innings before departing the ballgame with an injury.
- Wood made his first start back on the mound in the first game of the doubleheader against Texas A&M (April 18) after missing approximately seven weeks as he worked his way back from injury.

RETURN OF THE MAC (AGAIN)

- Veteran **RHP Will McEntire** can do it all for the Hogs. The redshirt senior has pitched in 77 career games with 20 starts, racking up 223 strikeouts over 215.1 innings of work. As a reliever, McEntire has eight career saves, including a career-high four saves in 2024, and at least one save in each of his last four seasons.
- One of McEntire’s best outings of his career came in a start against Louisiana Tech (March 11, 2023), throwing a nine-inning complete game with six strikeouts on 97 pitches. He allowed just one unearned run on three hits and a walk in the dominant performance.
- His nine-inning complete game was the first by a Razorback pitcher since RHP Dominic Taccolini’s 10-inning complete game shutout against SEC Eastern Division foe Kentucky in 2016.
- His three-hitter was the first by a Hog since RHP Ryne Stanek’s nine-inning complete game three-hitter at #6 South Carolina in 2013.



Headlined by pitchers Landon Beidelschies and Zach Root, Arkansas' **transfer portal class** entering the 2025 season was ranked No. 2 in the country by Baseball America.

HOGS' TRANSFER PORTAL CLASS RANKED NO. 2 BY BASEBALL AMERICA

- Arkansas' transfer portal class coming into the 2025 season was ranked No. 2 in the country by Baseball America.
- The publication's top 100 transfer portal rankings feature eight Hog newcomers, including one in the top 10 and four among the top 50.
- The list includes **LHP Landon Beidelschies** (No. 9), **LHP Zach Root** (No. 13), **INF Camden Kozeal** (No. 26), **OF Charles Davalan** (No. 33), **OF Logan Maxwell** (No. 52), **INF/OF Rocco Peppi** (No. 65), **OF Carson Boles** (No. 93) and **INF Michael Anderson** (No. 98).
- In its summary of Arkansas' transfer class, Baseball America writes:

2. Arkansas

No. of top 100 transfers: 8

It was a disappointing end to the season for Arkansas, who—as the No. 4 national seed—saw its season end on its home turf following an upset loss in regional play to Southeast Missouri. The Razorbacks coaching staff entered the offseason with serious work to do as it pertained to both adding and replacing talent, and their transfer class is perhaps the best to come to Fayetteville in the portal era.

*They lost their entire rotation—Hagen Smith, Brady Tygart and Mason Molina—to the draft, but they added two of the best lefthanders in the portal in **Landon Beidelschies** (6-7, 4.15 ERA) and **Zach Root** (6-2, 3.56 ERA). Both will assume a weekend role this spring, and Arkansas has a bevy of weapons who will battle it out for the third starter spot. For as impressive a duo as Beidelschies and Root are, this class really shines positionally.*

Charles Davalan (.288/.413/.514) has no shortage of tools packed into his compact frame, and the Florida Gulf Coast product will likely be the team's everyday center fielder. Infielder **Camden Kozeal** (.284/.349/.439) will almost certainly start at second base, while a handful of other position players will be in the mix for starting roles. After a stunning end to 2024, Arkansas again has the look of a team that will be competing for a national championship.

POWERED BY THE PORTAL

- Head coach Dave Van Horn and the Hogs took full advantage of the transfer portal prior to the 2025 campaign, adding nine Division I transfer and one Division II transfer to the roster in the offseason.

Player	Former School(s)
INF/OF Kuhio Aloy	BYU
INF Michael Anderson	Rhode Island
LHP Landon Beidelschies	Ohio State
OF Carson Boles	Lincoln Memorial (DII)
OF Charles Davalan	FGCU
RHP Aiden Jimenez	Oregon State
INF Cam Kozeal	Vanderbilt
OF Logan Maxwell	TCU
INF/OF Rocco Peppi	Long Beach State/Fresno State
LHP Zach Root	ECU

- D1Baseball Top 85 Impact Transfer Pitchers
No. 2 - **LHP Zach Root**
No. 5 - **LHP Landon Beidelschies**

- D1Baseball Top 50 Impact Transfer Hitters
No. 13 - **OF Charles Davalan**
No. 16 - **OF Logan Maxwell**
No. 18 - **INF Cam Kozeal**
No. 49 - **INF/OF Kuhio Aloy**

- From D1Baseball: Portal Pitchers with Breakout Potential

Zach Root, East Carolina to Arkansas - One of the top prospects in the 2025 draft class, Root started 12 games and appeared in 13 for ECU last season posting a 3.56 ERA in 68.1 innings of work. The 6-foot-1, 185-pounder also struck out 76 and walked 21. The left-hander potentially has one of the best arsenals in the nation, and what you see is what you get. It's an off-speed over fastball package, and he throws four of them average or better (change-up, curveball, cutter, slider). The best of the bunch is the curveball. It has two-plane shape at 79 mph with a total vertical depth of -55" which is comparable to current Major Leaguers Cole Ragans and DL Hall and would place him 20th of current qualified Major League left-handed starter pitchers. He also drew a 48% whiff rate with a .057 xwOBA against this breaker in 2024. His cutter (86-87 mph) and slider (83-85) profiles are very similar with about an inch of horizontal separation and four inches of vertical separation, and both drew strong whiff rates and ball-in-play results. There's a strong pronation bias with his two-seam 91-94 mph fastball that he throws 47% of the time and his low-80s change-up (22% usage) both carry significant arm-side profiles. There's little doubt in our minds that this arsenal, and the accompanying pitchability, translate to immediate success in the SEC, as well as professional baseball. – David Seifert/D1Baseball

JUCO BANDITS

- Arkansas also added a pair of big-name junior college products in **INF Brent Iredale** (New Mexico JC) and **OF Justin Thomas Jr.** (Florida SouthWestern State) to its roster during the offseason.
- D1Baseball Top 50 Impact JUCO Transfer Hitters
No. 2 - **INF Brent Iredale**
No. 12 - **OF Justin Thomas Jr.**



Featuring eight top 100 transfers and four top 500 freshmen, Arkansas' **newcomer class** entering the 2025 season was ranked No. 3 in the country by Baseball America.

HOGS' NEWCOMER CLASS RANKED NO. 3 BY BASEBALL AMERICA

- Arkansas' newcomer class coming into the 2025 season was ranked No. 3 in the country by Baseball America.
- To get the most accurate read on which college programs have the best incoming talent on their roster heading into 2025, the publication combined each program's transfer haul and recruiting class to come up with an overall ranking of newcomers.
- Baseball America's top 100 transfer portal rankings feature eight Razorback newcomers, including one in the top 10 and four among the top 50, and its top 500 draft rankings include four freshman.
- In its summary of Arkansas' newcomers, Baseball America writes:

3. Arkansas

Top 100 transfers: 8

BA 500 freshmen: 4

Arkansas has a lengthy track record of bringing impact talent to campus, and this year is no different. On top of a fantastic portal haul that includes eight of the top 100 transfers, the Razorbacks bring to campus a quartet of players who ranked on the final iteration of the BA 500.

Left-handers **Landon Beidelschies** (6-7, 4.15 ERA at Ohio State) and **Zach Root** (6-2, 3.56 ERA at East Carolina) are the strength of Arkansas' class of newcomers, but Oklahoma prep fireballer **Carson Wiggins** (No. 78), who is the younger brother of former Razorback and current Cubs prospect Jaxon, will be in contention to log a handful of innings as a freshman.

Former New Mexico JC standout third baseman **Brent Iredale** (.441/.576/1.000) ranked No. 464 on the BA 500 and is already off to a fast start this fall.

Following a disappointing end in 2024, Arkansas has reloaded and looks the part of a national championship contender.

D1BASEBALL TOP 25 IMPACT FRESHMAN CLASSES

- Arkansas' freshman class, headlined by **RHP Carson Wiggins** and **LHP Cole Gibler**, was ranked No. 16 in the country by D1Baseball.
- In its summary of Arkansas' freshman class, D1Baseball writes:


Of all the Razorback freshmen, Carson Wiggins came to campus with the highest accolades. The 94th overall prospect for the 2024 MLB Draft per Prep Baseball, the 6-foot-5 righthander touched 100.8 mph with his fastball while landing a mid-80s slider for strikes. It's a nasty combo that overwhelms opposing hitters, especially when also combined with solid control. He, like Gabe Gaeckle, is not just a wild-armed thrower. It took him just 10 pitches to set down Oklahoma State in order. Arms like Wiggins don't make it to college very often and he'll be a fun one to watch at least for two seasons in Fayetteville - Wiggins will be a draft-eligible sophomore in 2026.

Cole Gibler, a Missouri prep, was ranked the 131st overall prospect for the 2024 MLB Draft by Prep Baseball and he did everything to show deserving of that evaluation. His present pitchability is advanced for most any age, but super impressive for a freshman. With a quick arm he repeats a starter's-type delivery for above average control of three pitches. His fastball sat 92-95 and fired two breaking balls for strikes. Gibler sat down the side in order on 13 pitches, striking out a pair. Although it's a long way off, the 6-foot-2, 200-pound lefty has the look of a high round pick in 2027. - David Seifert/D1Baseball

NEW KIDS ON THE BLOCK

- Perfect Game featured **RHP Carson Wiggins** and **LHP Cole Gibler** in its rankings of the top 75 freshmen coming into the 2025 season.
- Wiggins is the younger brother of RHP Jaxon Wiggins, who pitched for Arkansas from 2021-22 and was selected by the Chicago Cubs in the second round (No. 68 overall) of the 2023 MLB Draft.





Since the start of the 2017 season, Arkansas has recorded **367 total wins**. The Razorbacks are the winningest program in all of college baseball in that span.

MACHINE OF CONSISTENCY

- Since the start of the 2017 season, Arkansas is the winningest college baseball program in the country (as of April 22, 2025).

Team	Total Wins ('17 - '18 - '19 - '20 - '21 - '22 - '23 - '24 - '25)
Arkansas	367 (45 - 48 - 46 - 11 - 50 - 46 - 43 - 44 - 34)
Tennessee	355 (27 - 29 - 40 - 15 - 50 - 57 - 44 - 60 - 33)
Oregon State	353 (56 - 55 - 36 - 5 - 37 - 48 - 41 - 45 - 31)
LSU	352 (52 - 39 - 40 - 12 - 38 - 40 - 54 - 43 - 34)
Southern Miss	349 (50 - 44 - 40 - 12 - 40 - 47 - 46 - 43 - 27)
Florida	347 (52 - 49 - 34 - 16 - 38 - 42 - 54 - 36 - 27)
East Carolina	343 (32 - 44 - 47 - 13 - 44 - 46 - 47 - 46 - 24)
Vanderbilt	341 (36 - 35 - 59 - 13 - 49 - 39 - 42 - 38 - 30)
Dallas Baptist	334 (42 - 42 - 43 - 12 - 41 - 34 - 47 - 45 - 28)
Clemson	321 (42 - 47 - 35 - 14 - 25 - 35 - 44 - 44 - 35)
Texas Tech	317 (45 - 45 - 46 - 16 - 39 - 39 - 41 - 33 - 13)

- Under Dave Van Horn, who is in his 23rd year as the Razorbacks' head coach, Arkansas has tallied seven 45-win seasons.

Season	Total Wins
2004	45
2012	46
2017	45
2018	48
2019	46
2021	50
2022	46

- Excluding the shortened 2020 season, the Razorbacks are the only SEC team, and one of only two teams in the country (also Southern Miss), to record 40-plus wins in each of the last seven full seasons.

Season	Overall Wins	SEC Wins
2017	45	18
2018	48	18
2019	46	20
2021	50	22
2022	46	18
2023	43	20
2024	44	20

IT JUST MEANS MORE WINS

- By going 11-1 through its first 12 SEC games, Arkansas has started 8-4 or better in SEC play in eight consecutive seasons (2017-present).
- It represents the best stretch of starting 8-4 or better in SEC play by a team since LSU did so in eight consecutive seasons from 1991-98.
- Arkansas, winners of a program-record 12 consecutive SEC games in 2025, has won 18 or more SEC games in seven consecutive seasons.
- LSU is the only other team in SEC history to record at least seven consecutive seasons of 18-plus SEC victories (10 from 1996-2005).

THE BIG 2-0

- Arkansas has finished with 20 or more SEC victories in a season five times in program history, including four times under Dave Van Horn.

Year	SEC Record (Finish)
1999	22-8 (SEC overall champions)
2019	20-10 (SEC Western Division champions)
2021	22-8 (SEC overall champions)
2023	20-10 (SEC overall champions)
2024	20-10 (SEC Western Division champions)

- Arkansas reached the 20-win mark in SEC play in back-to-back seasons in 2023 and 2024 for the first time in program history.
- Arkansas, which has reached the 20-win mark in SEC play in four of the last five full seasons, is the first team since LSU between 1994-97 to post four 20-win SEC campaigns in five years.

GONE STREAKING

- Arkansas has recorded 11 winning streaks of 10 or more games since head coach Dave Van Horn took over at the helm of the program.

Winning Streak	Dates
16	March 7, 2020-March 13, 2021
15	Feb. 25-March 22, 2024
15	March 1-28, 2023
13	April 3-23, 2010
12	Feb. 14-March 11, 2025
12	March 5-25, 2022
12	Feb. 11-March 8, 2005
11	March 26-April 12, 2024
10	May 16-June 5, 2021
10	March 4-21, 2012
10	Feb. 11-March 5, 2003

- The Razorbacks' 15-game winning streaks in 2023 and 2024 were their longest in-season winning streak of the Van Horn era.
- They were also the longest in-season winning streaks in program history since the Hogs won the first 18 games of the 1996 season.

MIDWEEK MAGIC

- The Hogs, 9-1 in midweek games in 2025, had won 18 consecutive midweek matchups before their streak was snapped in a 14-13 extra-inning loss against Missouri State on March 25, 2025.
- Arkansas completed the 2024 season 12-0 in midweek games, posting an unbeaten midweek record for the first time since 2005.
- In 2024, the Razorbacks secured midweek wins against Grambling, UCA, Oral Roberts, Little Rock, Arkansas State and UAPB as well as three two-game midweek series sweeps over San Jose State, Texas Tech and Missouri State to finish with a perfect 12-0 midweek record.
- In 2005, Dave Van Horn's third season as head coach, Arkansas went 9-0 in midweek games, including two wins against Centenary, two wins against Missouri State, two wins against Northern Colorado, two wins against Oral Roberts and one win against Oklahoma State.

30 SEASONS OF BAUM-WALKER STADIUM

- The 2025 campaign marks the 30th season in the history of Baum-Walker Stadium, which opened in 1996. Arkansas maintains an all-time record of 721-246 (.746) in the stadium's 30-year history.
- Arkansas went 34-5 inside the friendly confines of Baum-Walker Stadium during the 2024 season, powered by a program record-tying 27-game winning streak at home from Feb. 19-April 27.
- Excluding 2020, Arkansas has won 28 or more home games in seven straight seasons, including a program-best 34 wins in 2018 and 2024.

Year	Home Record	Overall Record (Postseason)
2017	29-8	45-19 (Regional)
2018	34-4	48-21 (College World Series)
2019	33-7	46-20 (College World Series)
2021	30-8	50-13 (Super Regional)
2022	28-7	46-21 (College World Series)
2023	32-6	43-18 (Regional)
2024	34-5	44-16 (Regional)
2025	25-3	TBD

HOME SWEET BAUM-WALKER

- In order of winning percentage, here are the Razorbacks' top records at home since Baum-Walker Stadium opened in 1996.

Year	Home Record	Winning Percentage
2018	34-4	.895
2024	34-5	.872
2023	32-6	.842
2019	33-7	.825
2004	31-7	.816
2022	28-7	.800

J.B. & JOHNELLE HUNT FAMILY BASEBALL DEVELOPMENT CENTER

- The J.B. & Johnelle Hunt Family Baseball Development Center is a 49,000-square foot baseball performance facility, providing student-athletes with an expanded locker room, team meeting room, strength & conditioning center, training room, nutrition center, pitching development center and an in-venue batting tunnel.
- The one-of-a-kind facility, which opened ahead of the 2022 campaign, sits in the right-field corner of Baum-Walker Stadium.
- It also includes a tunnel to connect the facility to the first-base dugout and postgame press conference room.



The \$27 million, 49,000-square foot **J.B. & Johnelle Hunt Family Baseball Development Center** is the only one of its kind in all of college baseball.



PROHOGS

- Five (5) former Razorbacks were listed on 2025 Major League Baseball Opening Day rosters.

Player	Team	Draft Year
Jalen Beeks	Arizona Diamondbacks	2014
Andrew Benintendi	Chicago White Sox	2015
Heston Kjerstad	Baltimore Orioles	2020
Ryne Stanek	New York Mets	2013
Trevor Stephan*	Cleveland Guardians	2017


(* = injured list)

- Six (6) former Razorbacks have won a World Series championship:

Player	Team	Year
Dick Hughes	St. Louis Cardinals	1967
Eric Hinske (2x)	Boston Red Sox	2007
	New York Yankees	2009
Dallas Keuchel	Houston Astros	2017
Andrew Benintendi	Boston Red Sox	2018
Drew Smyly	Atlanta Braves	2021
Ryne Stanek	Houston Astros	2022

MLB DRAFT FACTS

- Arkansas has had at least one player selected in each of the past 50 MLB drafts dating back to 1975.
- The Razorbacks have had double-digit players selected in a single draft on three occasions: 1985 (10), 2013 (11) and 2018 (11).
- Since 2018, Nate Thompson's first season, no school in the country has had more overall draft selections than Arkansas (53).
- Under Matt Hobbs, Arkansas has had 23 pitchers selected in the MLB draft, including 16 pitchers taken in the first 10 rounds, since 2019.



Arkansas pitching coach **Matt Hobbs** has developed nine All-Americans, nine All-SEC honorees and 23 MLB draft picks since joining the program prior to the 2019 season.

HOBBS NAMED DIBASEBALL ASSISTANT COACH OF THE YEAR

- Arkansas pitching coach Matt Hobbs was named the DIBaseball Assistant Coach of the Year following the 2024 season.
- Hobbs, who enters his seventh season as pitching coach in 2025, guided his staff to a historic and record-breaking campaign in 2024.
- Arkansas ranked fifth nationally with a 3.87 ERA and a 3.11 strikeout-to-walk ratio and led the country with 12.1 strikeouts per nine innings, powered by a school-record 706 strikeouts.
- Since joining Arkansas as the pitching coach prior to the 2019 campaign, Hobbs has helped develop:
 - » 9 All-Americans
 - » 9 All-SEC honorees, including two SEC pitchers of the year
 - » 23 MLB draft selections, including 16 top 10 rounders
- Under Hobbs's tutelage, RHP Kevin Kopps emerged as the best player in the country in 2021, winning both the Golden Spikes Award and Dick Howser Trophy, and LHP Hagen Smith was the unanimous national pitcher of the year in 2024.
- With Hobbs' help, Smith solidified his status as one of the greatest pitchers in Razorback history, concluding his career as the program's all-time strikeout king and single-season strikeout leader, and departing as the highest-drafted pitcher in school history when he was selected fifth overall by the Chicago White Sox in the 2024.
- Since Hobbs joined the Razorback coaching staff, Arkansas has made two trips to the College World Series (2019, 2022), clinched a pair of overall SEC championships (2021, 2023) and captured four SEC Western Division titles (2019, 2021, 2023, 2024).
- Additionally, the Hogs won Collegiate Baseball's national recruiting championship for the first time in program history in 2023 as Arkansas' star-studded recruiting class was named the nation's best.



Arkansas, the winningest team in the nation since 2017 (333 overall wins), checked in at No. 5 in DIBaseball's biennial rankings of the top 100 programs in college baseball.

HOGS AT NO. 5 IN DIBASEBALL'S TOP 100 PROGRAMS RANKINGS

- Arkansas checked in at No. 5 in DIBaseball's biennial rankings of the top 100 programs in college baseball.
- DIBaseball's rankings place an emphasis on a tradition of consistent winning in the last decade, especially in the last five years, with the ultimate goal being to identify programs in the best shape currently with an eye towards the next five to 10 years.
- DIBaseball writers Aaron Fitt, Kendall Rogers, Mike Rooney, Joe Healy and Mark Etheridge made adjustments to the rankings based on evaluations of coaching staff quality and stability, facilities, scholarship/financial aid situation, conference dynamics, momentum, recruiting and player development proficiency.
- In its summary of the Arkansas program, DIBaseball writes:

The Razorbacks are still chasing the program's first national title, but it's safe to say they've still had a plethora of success over the past few seasons under the direction of long-time and legendary head coach Dave Van Horn. The Hogs recently went 44-16 overall, 20-10 in the SEC, and earned the No. 5 national seed before getting upset in the Fayetteville Regional. Before this past season, the Hogs had gone 43-18 overall (tied for the SEC regular season crown with Florida) in '23 with a No. 3 national seed and yet another Regional host while also going 46-21 overall in '22 with a trip to the College World Series. And in '21, the Hogs went a miraculous 50-13 overall with a 22-8 record in the SEC. That year, the Hogs were the top overall national seed before getting upset in the Fayetteville Super Regional by NC State. Yes, not winning a national title - yet - is a knock on the Hogs, but literally everything else is checked. The Hogs are a perennial power, they're insanely consistent in the toughest conference in college baseball, and the resources are plentiful in Fayetteville. Baum Stadium is exceptional, the player development facilities are the nation's best, and the program is well-positioned in the NIL era. The Hogs are in a fantastic spot moving forward. - Kendall Rogers/DIBaseball



BAUM-WALKER STADIUM RECORDS

13,472

SINGLE-GAME ATTENDANCE (2018)

10,376

SINGLE-SEASON AVERAGE (2022)

394,146

SINGLE-SEASON TICKETS (2024)

721

WINS AT BAUM-WALKER STADIUM

34,796

3-GAME SERIES ATTENDANCE (2022)

ARKANSAS YEAR-BY-YEAR RESULTS AT BAUM-WALKER STADIUM

1996 6-3 (.667)	1997 26-7 (.788)	1998 22-9 (.710)	1999 26-7 (.788)	2000 15-19 (.441)	2001 19-6 (.760)	2002 18-12 (.600)	2003 22-8 (.733)	2004 31-8 (.795)	2005 19-9 (.679)
2006 21-8 (.724)	2007 23-10 (.697)	2008 24-9 (.727)	2009 21-12 (.636)	2010 29-9 (.763)	2011 24-7 (.774)	2012 28-8 (.778)	2013 24-9 (.727)	2014 25-10 (.714)	2015 23-12 (.657)
2016 19-14 (.576)	2017 29-8 (.784)	2018 34-4 (.895)	2019 33-7 (.825)	2020 11-2 (.846)	2021 30-8 (.790)	2022 28-7 (.800)	2023 32-6 (.842)	2024 34-5 (.872)	2025 25-3 (.893)

Top 20 All-Time Crowds (tickets sold/distributed)

1.	USC	13,472	March 3, 2018
2.	Mississippi State	12,589	April 25, 2015
3.	South Alabama	12,006	March 7, 2020
4.	LSU	11,827	April 8, 2017
5.	Tennessee	11,787	April 26, 2019
6.	Vanderbilt	11,772	May 13, 2022
7.	Vanderbilt	11,761	May 14, 2022
8.	Auburn	11,742	April 26, 2014
9.	Ole Miss	11,736	April 30, 2022
10.	LSU	11,714	May 10, 2019
11.	Ole Miss	11,651	April 29, 2022
12.	Tennessee	11,594	April 27, 2019
13.	Mississippi State	11,548	April 1, 2022
14.	Mississippi State	11,522	April 2, 2022
15.	LSU	11,462	April 9, 2011
16.	Arizona State	11,434	April 8, 2009
17.	Mississippi State	11,415	April 3, 2022
18.	Ole Miss	11,409	May 1, 2022
19.	Ole Miss*	11,383	June 9, 2019
20.	Ole Miss*	11,350	June 8, 2019

* - NCAA Super Regional
^ - NCAA Regional

Top 20 All-Time Crowds (actual)

1.	Missouri State*	12,167	June 6, 2015
2.	Missouri State*	11,869	June 5, 2015
3.	South Carolina*	11,722	June 9, 2018
4.	Missouri State*	11,694	June 7, 2015
5.	South Carolina*	11,481	June 10, 2018
6.	South Carolina*	11,217	June 11, 2018
7.	LSU	11,103	April 9, 2011
8.	Arizona State	11,014	April 8, 2009
9.	Oral Roberts^	11,088	June 2, 2017
10.	LSU	10,987	April 8, 2017
11.	Mississippi State	10,837	April 25, 2015
12.	Mississippi State	10,784	April 16, 2011
13.	USC	10,732	March 3, 2018
14.	LSU	10,581	May 5, 2007
15.	Texas A&M	10,477	April 20, 2013
16.	Missouri State^	10,369	June 3, 2017
17.	Missouri State^	10,273	June 5, 2017
18.	Central Michigan	10,219	Feb. 20, 2016
19.	Auburn	10,217	April 26, 2014
20.	Southern Miss^	10,213	June 2, 2018

* - NCAA Super Regional
^ - NCAA Regional

2024 NCAA ATTENDANCE LEADERS

Team	Total Home Attendance		
	Average	Total	Games
1. Arkansas	10,106	394,146	39
2. LSU	10,834	390,033	36
3. Mississippi State	10,903	370,711	34
4. Ole Miss	9,628	298,461	31
5. Texas	7,476	269,143	36
6. Texas A&M	6,431	257,258	40
7. Tennessee	5,339	234,921	44
8. South Carolina	7,045	232,501	33
9. Florida	6,100	195,199	32
10. Florida State	4,982	179,336	36
11. Clemson	4,660	177,094	38
12. East Carolina	4,865	170,277	35
13. Southern Miss	5,317	164,825	31
14. Virginia	4,197	159,483	38
15. Oklahoma State	4,828	144,850	30
16. Nebraska	5,221	135,734	26
17. Auburn	4,244	131,576	31
18. Kentucky	3,952	126,469	32
19. Vanderbilt	3,597	125,887	35
20. Hawaii	3,476	125,131	36



SERIES HISTORY

INSIDE THE SERIES (SINCE 1960): LITTLE ROCK

Overall Series Record: 5-2

Record in Fayetteville, Ark.: 5-2

IN THE DVH ERA (2003-PRESENT): LITTLE ROCK

Overall Series Record: 5-2

Record in Fayetteville, Ark.: 5-2

All-time meetings

DATE	SITE	W/L	SCORE
4/2/19	Fayetteville, Ark.	L	17-7
4/6/21	Fayetteville, Ark.	W	7-2
4/7/21	Fayetteville, Ark.	W	10-3
3/29/22	Fayetteville, Ark.	W	16-8
4/11/23	Fayetteville, Ark.	W	21-5 (7)
4/12/23	Fayetteville, Ark.	L	11-4
3/26/24	Fayetteville, Ark.	W	11-0 (7)

BOX SCORE FROM PREVIOUS MEETING



2024 Arkansas Baseball Little Rock at #1 Arkansas Mar 26, 2024 at Fayetteville, Ark. (Baum-Walker Stadium)



Little Rock 0 (13-12)

Arkansas 11 (20-3)

Player	ab	r	h	rbi	bb	so	po	a	lob	avg	Player	ab	r	h	rbi	bb	so	po	a	lob	avg
RHOADES, Ty rf	3	0	0	0	0	0	2	0	0	.297	Peyton Stovall 2b	3	2	1	2	1	1	1	3	0	.310
BAUMBACH, Nico 3b	3	0	0	0	0	0	0	0	1	.333	Ben McLaughlin 1b	1	2	0	0	3	0	9	0	0	.316
PECTOL, Luke lf	2	0	0	0	0	1	0	0	0	.239	Wehiwa Aloy ss	3	2	3	4	1	0	0	1	0	.273
PICKERING, Andrew ph	1	0	0	0	0	1	0	0	0	.188	Kendall Diggs rf	2	0	0	0	2	1	0	0	0	.302
WILLIAMS, Tyler cf	3	0	0	0	0	1	4	0	0	.245	Jack Wagner dh	3	1	1	2	0	0	0	0	2	.312
TREVINO, Skyler 2b	2	0	0	0	0	0	4	0	0	.242	Ross Lovich lf	3	0	0	0	0	2	1	0	2	.295
WILLBANKS, Reed ph	1	0	0	0	0	0	0	0	0	.000	Peyton Holt 3b	2	1	0	1	1	0	0	2	0	.327
WRIGHT, Jake c	2	0	1	0	0	0	5	1	0	.269	Will Edmunson cf	4	1	1	2	0	0	4	0	3	.270
HARMON, Ben dh	2	0	0	0	0	1	0	0	1	.304	Ryder Helfrick c	2	2	0	0	0	1	6	0	0	.136
BREWER, Noah 1b	2	0	0	0	0	1	2	0	0	.220	Ben Bybee p	0	0	0	0	0	0	0	0	0	-
SEGUINE, Alex ss	2	0	1	0	0	1	1	1	0	.298	Dylan Carter p	0	0	0	0	0	0	0	0	0	-
STUBBER, Austin p	0	0	0	0	0	0	0	0	0	-	Christian Foutch p	0	0	0	0	0	0	0	0	0	-
BEEZLEY, Josh p	0	0	0	0	0	0	0	0	0	-	Stone Hewlett p	0	0	0	0	0	0	0	0	0	-
ROYAL, Hunter p	0	0	0	0	0	0	0	0	0	-	Totals	23	11	6	11	8	5	21	6	7	-
WEATHERLEY, Jacob p	0	0	0	0	0	0	0	0	0	-											
Totals	23	0	2	0	0	6	18	2	2												

Score by Innings	1	2	3	4	5	6	7	R	H	E
Little Rock	0	0	0	0	0	0	0	0	2	2
Arkansas	2	2	0	0	0	7	X	11	6	0

E - BAUMBACH, N.(3); SEGUINE, A.(6). LOB - Little Rock 2; Arkansas 7. HR - Stovall(3); Aloy(5); Wagner(1); Edmunson(1). HBP - Lovich; Holt; Helfrick 2. SF - Wagner(1). SB - Aloy(3). CS - Holt(1).

Little Rock	ip	h	r	er	bb	so	ab	bf	np	era	Arkansas	ip	h	r	er	bb	so	ab	bf	np	era
STUBBER, Austin	0.2	1	2	2	2	0	2	7	41	2.95	Ben Bybee	3.0	1	0	0	0	5	10	10	49	-
BEEZLEY, Josh	2.2	2	2	2	3	2	10	14	59	4.15	Dylan Carter	2.0	0	0	0	0	0	6	6	20	2.70
ROYAL, Hunter	1.2	0	3	3	3	2	4	8	37	7.71	Christian Foutch	1.0	1	0	0	0	0	4	4	10	1.69
WEATHERLEY, Jacob	1.0	3	4	2	0	1	7	7	28	3.38	Stone Hewlett	1.0	0	0	0	0	1	3	3	8	1.69

Win - Bybee (1-0). Loss - STUBBER, A. (4-1). Save - None.

HBP - by STUBBER, A. (Lovich); by STUBBER, A. (Holt); by BEEZLEY, J. (Helfrick); by ROYAL, H. (Helfrick). Inherited runners/scored: BEEZLEY, J. 3/0; ROYAL, H. 2/0; WEATHERLEY J 3/3. Pitches/strikes: STUBBER, A. 41/23; BEEZLEY, J. 59/30; ROYAL, H. 37/16; WEATHERLEY J 28/19; Bybee 49/34; Carter 20/13; Foutch 10/9; Hewlett 8/6.

Umpires - HP: Matthew Anderson 1B: Ben Harlow 2B: Mark Heusman 3B: Jason Blackburn

Start: 3:02 pm Time: 2:18 Attendance: 8537

Weather: 40s and chilly, 15 mph E wind

HONORS & AWARDS

INF/OF Kuhio Aloy

Perfect Game Midseason All-American (Third Team)

INF Wehiwa Aloy

Golden Spikes Award Preseason Watch List

Bobby Bragan National Collegiate Slugger Award Watch List

SEC Player of the Week (Feb. 24 & March 10)

Perfect Game National Player of the Week (March 11)

Bobby Bragan National Collegiate Slugger Player Of The Week (March 14)

Brooks Wallace Award Shortstop of the Week (March 25)

Golden Spikes Award Midseason Watch List

Perfect Game Midseason All-American (Second Team)

Brooks Wallace Shortstop of the Year Award Watch List

RHP Landon Beidelschies

Perfect Game Preseason All-American (First Team)

Coaches Preseason All-SEC (Second Team)

Perfect Game Preseason All-SEC (First Team)

RHP Christian Foutch

NCBWA Preseason All-American (Third Team)

Coaches Preseason All-SEC (Second Team)

NCBWA Preseason Stopper of the Year Award Watch List

RHP Gabe Gaeckle

Consensus Preseason All-American

- Baseball America (Second Team)

- D1Baseball (Second Team)

- NCBWA (Second Team)

- Perfect Game (First Team)

Baseball America Preseason SEC Pitcher of the Year

Coaches Preseason All-SEC (First Team)

Perfect Game Preseason All-SEC (First Team)

Golden Spikes Award Preseason Watch List

INF Brent Iredale

D1Baseball Midseason All-American (Second Team)

INF Cam Kozeal

SEC Player of the Week (April 7)

Perfect Game National Player of the Week (April 8)

LHP Zach Root

D1Baseball Preseason All-American (Third Team)

NCBWA Perfect Game Preseason All-American (Third Team)

Perfect Game Preseason All-American (Second Team)

Perfect Game Preseason All-SEC (Second Team)

SEC Pitcher of the Week (March 31)

Perfect Game Midseason All-American (Second Team)



Zach Root was named the SEC Pitcher of the Week after twirling a career-long 7.2 scoreless innings with seven strikeouts in Arkansas' shutout win at Vanderbilt (March 28), helping lead the Razorbacks to their first series sweep in Nashville since 1994. He earned his team-leading fourth win and third quality start of the season in the outing.

WEEK 11

SOUTHEASTERN CONFERENCE

AS OF APRIL 22

STANDINGS

	SEC	Pct.	GB	All	Pct.	Home	Away	Neutral	Top 25	Top 10	L10	Streak
Texas	16-2	.889	-	33-5	.868	20-3	8-1	5-1	12-1	8-1	9-1	W5
Arkansas	13-5	.722	3.0	34-7	.829	25-3	6-3	3-1	8-3	1-2	6-4	L1
LSU	12-6	.667	4.0	34-7	.829	25-2	5-5	4-0	6-6	4-5	6-4	L1
Tennessee	12-6	.667	4.0	33-7	.825	23-5	7-2	3-0	8-2	7-2	5-5	L2
Vanderbilt	11-7	.611	5.0	30-10	.750	22-3	7-5	1-2	6-8	3-3	8-2	W5
Georgia	10-8	.556	6.0	33-9	.786	24-2	6-7	3-0	11-8	5-4	4-6	L3
Ole Miss	10-8	.556	6.0	28-12	.700	19-6	7-4	2-2	7-7	3-5	5-5	W1
Oklahoma	10-8	.556	6.0	29-10	.744	17-6	8-4	4-0	5-7	3-5	6-4	W4
Auburn	9-9	.500	7.0	27-13	.675	18-5	4-8	5-0	12-9	6-7	6-4	L3
Alabama	9-9	.500	7.0	31-10	.756	20-6	7-4	4-0	12-7	4-5	5-5	W1
Kentucky	8-10	.444	8.0	22-15	.595	12-9	10-6	0-0	6-10	5-7	4-6	W2
Texas A&M	8-10	.444	8.0	23-16	.590	17-9	5-5	1-2	4-9	4-2	9-1	W1
Florida	6-12	.333	10.0	27-15	.643	21-7	6-7	0-1	3-12	2-7	7-3	L1
Mississippi State	6-12	.333	10.0	24-16	.600	16-7	5-7	3-2	4-12	3-9	7-3	W1
South Carolina	4-14	.222	12.0	23-18	.561	19-7	3-9	1-2	3-13	1-11	4-6	L1
Missouri	0-18	.000	16.0	13-26	.333	8-13	1-10	4-3	0-14	0-9	2-8	L3

SCHEDULE/RESULTS

Tuesday, April 22

Sam Houston at Texas A&M - 5 p.m. [SECN+]
 Lipscomb at #4 Tennessee - 6 p.m. [SECN+]
 Georgia Southern at Florida - 6 p.m. [SECN+]
 #19 Louisville at Kentucky - 6:30 p.m. [SECN+]
 North Florida at South Carolina - 6:30 p.m. [SECN+]
 #16 Alabama at Samford - 7 p.m. [ESPN+]
 #18 Ole Miss vs. Mississippi State (Pearl, Miss.) - 7 p.m. [SECN+]
 #1 Texas at Texas State - 7 p.m. [ESPN+]
 Middle Tennessee at #8 Vanderbilt - 7 p.m. [SECN+]
Little Rock at #4 Arkansas - 7:30 p.m. [SECN+]
 Northwestern State at #3 LSU - 7:30 p.m. [SECN+]
 Missouri at Missouri State - 7:30 p.m. [ESPN+]
 Oral Roberts at #11 Oklahoma - 7:30 p.m. [SECN+]
 #21 Georgia Tech at #11 Auburn - 8 p.m. [SECN]
 #5 Georgia at #2 Clemson - 8 p.m. [ESPN+]

Wednesday, April 23

Little Rock at #4 Arkansas - 6 p.m. [SECN]

Thursday, April 17

*#11 Oklahoma at #5 Georgia - 7 p.m. [ESPN+]
 *Missouri at #16 Alabama - 8 p.m. [SECN]

Friday, April 18

*#11 Oklahoma at #5 Georgia - 6 p.m. [SECN+]
***#4 Arkansas at Florida - 6:30 p.m. [SECN+]**
 *South Carolina at Kentucky - 6:30 p.m. [SECN+]
 *Missouri at #16 Alabama - 7 p.m. [SECN+]
 *Mississippi State at #11 Auburn - 7 p.m. [SECN+]
 *#4 Tennessee at #3 LSU - 7:30 p.m. [SECN+]
 *#8 Vanderbilt at #18 Ole Miss - 7:30 p.m. [SECN+]
 *Texas A&M at #1 Texas - 8 p.m. [SECN]

Saturday, April 19

*#11 Oklahoma at #5 Georgia - 12 p.m. [SECN]
 *Missouri at #16 Alabama - 2 p.m. [SECN+]
***#4 Arkansas at Florida - 3 p.m. [SECN]**
 *Texas A&M at #1 Texas - 4 p.m. [ESPN2]
 *South Carolina at Kentucky - 4:30 p.m. [SECN+]
 *#8 Vanderbilt at #18 Ole Miss - 6 p.m. [SECN]
 *Mississippi State at #11 Auburn - 7 p.m. [SECN+]
 *#4 Tennessee at #3 LSU - 8 p.m. [ESPN+]

Sunday, April 20

***#4 Arkansas at Florida - 1 p.m. [SECN+]**
 *South Carolina at Kentucky - 1 p.m. [SECN+]
 *#8 Vanderbilt at Ole Miss - 2:30 p.m. [SECN+]
 *Mississippi State at #11 Auburn - 3 p.m. [SECN+]
 *#4 Tennessee at #3 LSU - 3 p.m. [SECN]
 *Texas A&M at #1 Texas - 4 p.m. [ESPN2]

Next Weekend In The SEC (April 24-27)

***Texas at Arkansas - Thursday-Saturday series**

*Alabama at Vanderbilt
 *Auburn at Tennessee
 *Florida at South Carolina
 *Georgia at Missouri
 *Kentucky at Mississippi State
 *LSU at Texas A&M
 *Ole Miss at Oklahoma

*SEC game / All times Eastern / Rankings reflect highest among major polls

WEEK 11

SOUTHEASTERN CONFERENCE

AS OF APRIL 21

ACTIVE CAREER LEADERS

Runs Scored

1.	Wyatt Henseler*, Texas A&M	218
2.	Robbie Burnett*, Georgia	193
3.	Jace LaViolette, Texas A&M	184
4.	Daniel Dickinson*, LSU	177
5.	Cole Hage*, Kentucky	172
	Wehiwa Aloy*, Arkansas	172
7.	Hunter Hines, Mississippi State	165
8.	Isaac Humphrey*, Ole Miss	161
9.	Garrett Staton*, Alabama	161
10.	Kennedy Jones*, South Carolina	159

Hits

1.	Wyatt Henseler*, Texas A&M	278
2.	Kennedy Jones*, South Carolina	260
3.	Hayden Schott*, Texas A&M	238
4.	Hunter Hines, Mississippi State	226
5.	Daniel Dickinson*, LSU	223
6.	Robbie Burnett*, Georgia	222
7.	Wehiwa Aloy*, Arkansas	218
8.	Luis Hernandez*, LSU	210
9.	Rocco Peppi*, Arkansas	205
10.	Shaun Montoya*, Kentucky	200

Doubles

1.	Wyatt Henseler*, Texas A&M	61
2.	Hayden Schott*, Texas A&M	51
3.	Kennedy Jones*, South Carolina	45
4.	Luis Hernandez*, LSU	44
	Isaac Humphrey*, Ole Miss	44
	Daniel Dickinson*, LSU	44
	Devin Burkes, Kentucky	44
	Hunter Hines, Mississippi State	44
9.	Rocco Peppi*, Arkansas	43
--	Ike Irish, Auburn	43
	Wehiwa Aloy*, Arkansas	38

Home Runs

1.	Jace LaViolette, Texas A&M	65
2.	Wyatt Henseler*, Texas A&M	63
3.	Hunter Hines, Mississippi State	62
4.	Jared Jones, LSU	55
5.	Ethan Petry, South Carolina	54
6.	Robbie Burnett*, Georgia	53
7.	Colby Shelton, Florida	52
8.	Ryland Zaborowski*, Georgia	48
9.	Cooper McMurray*, Auburn	45
10.	Gavin Kash*, Texas A&M	43
	Wehiwa Aloy*, Arkansas	43

RBI

1.	Wyatt Henseler*, Texas A&M	216
2.	Hunter Hines, Mississippi State	198
3.	Jace LaViolette, Texas A&M	191
4.	Hayden Schott*, Texas A&M	180
5.	Kennedy Jones*, South Carolina	177
6.	Robbie Burnett*, Georgia	168
7.	Ryland Zaborowski*, Georgia	167
8.	Mitchell Sanford*, Ole Miss	162
9.	Cooper McMurray*, Auburn	159
10.	Gavin Kash*, Texas A&M	153
--	Wehiwa Aloy*, Arkansas	149

HBP

1.	Wyatt Henseler*, Texas A&M	61
2.	Rocco Peppi*, Arkansas	56
3.	Cole Hage*, Kentucky	52
4.	Noah Sullivan*, Mississippi State	47
5.	Josh Pearson, LSU	44
6.	Cade Kurland, Florida	42
7.	Garrett Staton*, Alabama	40
8.	Ethan Petry, South Carolina	39
9.	Daniel Dickinson*, LSU	38
10.	Brennen Norton*, Alabama	37
	Devin Burkes, Kentucky	37

Wins

1.	Ruger Riojas*, Texas	22
2.	Chase Hungate*, Mississippi State	18
3.	Will McEntire, Arkansas	17
4.	Noah Sullivan*, Mississippi State	15
	Zac Cowan*, LSU	15
	Jared Spencer*, Texas	15
7.	Jacob Mayers*, LSU	14
	Nate Snead*, Tennessee	14
	Kolten Smith, Georgia	14
	Zach Root*, Arkansas	14
	Nic McCay*, Kentucky	14
	Karson Ligon*, Mississippi State	14

Appearances

1.	Brad Rudis, Texas A&M	83
2.	Chase Hungate*, Mississippi State	82
3.	Will McEntire, Arkansas	77
4.	Jackson Nove, Kentucky	74
5.	Matthew Becker, South Carolina	73
6.	John Armstrong, Auburn	72
7.	Jared Spencer*, Texas	69
8.	Evan Byers, Kentucky	68
9.	Robert Hogan, Kentucky	66
	Carson Myers*, Auburn	66
	Nate Snead*, Tennessee	66

Saves

1.	Carson Ozmer*, Alabama	22
2.	Connor Spencer*, Ole Miss	13
3.	Alton Davis II, Georgia	12
	Nate Snead*, Tennessee	12
5.	Simon Gregersen*, Kentucky	10
6.	Jared Spencer*, Texas	9
	Cole Hentschel*, Kentucky	9
8.	Will McEntire, Arkansas	8
9.	Chandler Dorsey*, LSU	7
	Landon Beidelschies*, Arkansas	7
	Ruger Riojas*, Texas	7
	Gage Wood, Arkansas	7
	Gavin Guidry, LSU	7
	Tanner Franklin*, Tennessee	7

Innings Pitched

1.	Nic McCay*, Kentucky	269.0
2.	Will McEntire, Arkansas	215.1
3.	Ryan Prager, Texas A&M	213.2
4.	Zac Cowan*, LSU	192.2
5.	Grant Stevens*, Oklahoma	188.1
6.	Karson Ligon*, Mississippi State	188.0
7.	Matthew Becker, South Carolina	185.1
8.	Justin Lamkin, Texas A&M	181.2
9.	Zach Root*, Arkansas	175.2
10.	Jared Spencer*, Texas	174.2
--	Landon Beidelschies*, Arkansas	159.1

Strikeouts

1.	Nic McCay*, Kentucky	298
2.	Matthew Becker, South Carolina	256
3.	Liam Doyle*, Tennessee	245
4.	Ryan Prager, Texas A&M	228
5.	Jacob Mayers*, LSU	227
6.	Zac Cowan*, LSU	224
7.	Will McEntire, Arkansas	223
	Justin Lamkin, Texas A&M	223
9.	Jared Spencer*, Texas	215
10.	Zach Root*, Arkansas	203
--	Landon Beidelschies*, Arkansas	182

* - Indicates stats from a previous non-SEC school are included

GENERAL INFORMATION

Location.....	Fayetteville, Ark.
Founded.....	1871
Enrollment.....	33,600
Nickname.....	Razorbacks
School Colors.....	Cardinal (PMS 201) and White
Conference.....	Southeastern (SEC)
System President.....	Dr. Donald R. Bobbitt (Arkansas, 1980)
Chancellor.....	Dr. Charles Robinson (Houston, 1987)
Athletics Director.....	Hunter Yurachek (Guilford, 1990)
Faculty Athletic Rep.....	Paul Adams (LSU, 1992)
Athletics Website.....	ArkansasRazorbacks.com
Athletic Department Phone.....	(479) 575-6533
Ticket Office Phone.....	(479) 575-5151

BAUM-WALKER STADIUM

Home Facility.....	Baum-Walker Stadium at George Cole Field
Capacity.....	11,121 (8,237 Chairbacks)
Largest Crowd (actual).....	12,167 vs. Missouri State (June 6, 2015)
Stadium Opening.....	April 13, 1996
Dedication.....	May 3, 1996
Field Dimensions.....	LL - 320, LC - 375, CF - 400, RC - 365, RL - 312
Surface.....	Grass

COACHES & SUPPORT STAFF

Head Coach.....	Dave Van Horn (Arkansas, 1988)
Record at Arkansas.....	917-464 (23 seasons, .665)
Overall Division I Record.....	1,237-621 (31 seasons, .666)
Overall as a Head Coach.....	1,502-704 (37 seasons, .681)
DI Postseason Appearances (Total/at Arkansas).....	24/20
College World Series Appearances (Total/at Arkansas).....	9/7
(Neb: 2001, 2002; Ark: 2004, 2009, 2012, 2015, 2018, 2019, 2022)	
Assistant Coach/Recruiting Coordinator.....	Nate Thompson (Dallas Baptist, 2006)
Assistant Coach.....	Matt Hobbs (Missouri, 2002)
Assistant Coach.....	Bobby Wernes (Arkansas, 2018)
Student Assistant Coach.....	Hudson Polk (Arkansas, 2024)
Director of Operations.....	Clay Goodwin (Arkansas, 2005)
Director of Strength & Conditioning.....	Hunter Bell (Arkansas-Monticello, 2018)
Director of Pitching Development.....	Zach Barr (Arkansas, 2017)
Director of Baseball Analytics.....	DJ Baxendale (Arkansas, 2019)
Athletic Trainer.....	Corey Wood (East Carolina, 2008)
Equipment Manager.....	Mark Taylor (Ouachita Baptist, 1988)
Strength & Conditioning Assistant.....	MJ Munoz (Aurora, 2022)
Strength & Conditioning Intern.....	Alden Arrington
Graduate Manager.....	John McElroy, Matthew Schluterman
Student Managers.....	Anthony Sanchez, Crew Tidwell, Trip Wright
Bulpen Catchers.....	Ryan Cleinmark, Hayden Schnitker
Sports Information Director.....	Oliver Grigg (Tulane, 2017)
Academics Director.....	Jonathan Burgess (Central Arkansas, 2015)
Sports Nutritionist.....	Ben Tarnowski (North Dakota, 2021)
Sport Administrator.....	Kevin Trainor (Arkansas, 1994)
Administrative Assistant.....	Kelly Moore (Arkansas, 2004)

HISTORY

First Year of Arkansas Baseball.....	1897
Years of Varsity Baseball at Arkansas.....	103
(1897, 1901-03, 05, 08-16, 19-20, 22-29, 47-2025)	
All-Time Program Record.....	2,470-1,483-6 (.625)
All-Time Conference Record/Years.....	SEC: 510-438 (.539)/33
SWC: 249-190 (.567)/23	
Combined: 759-628 (.548)/56	
Conference Titles/Years.....	SEC Overall: 4/1999, 2004, 2021, 2023
SEC Western Division: 9/1999, 2004, 2007, 2011, 2018, 2019, 2021, 2023, 2024	
SWC: 2/1989, 1990	
Conference Tournament Record/Years.....	SEC: 40-47 (.460)/28
SWC: 18-25 (.419)/14	
Combined: 58-72 (.446)/42	
Conference Tournament Titles/Years.....	SEC: 1/2021
SWC: 1/1985	
NCAA Postseason Appearances.....	35
(1973, 79-80, 83, 85-90, 95-96, 98-99, 2002-15, 2017-19, 2021-24)	
NCAA Postseason Record.....	103-79 (.566)
College World Series Appearances.....	11
(1979, 1985, 1987, 1989, 2004, 2009, 2012, 2015, 2018, 2019, 2022)	
College World Series Record.....	18-22 (.450)
NCAA Super Regional Appearances.....	10
(2002, 2004, 2009, 2010, 2012, 2015, 2018, 2019, 2021, 2022)	
NCAA Super Regional Record.....	16-10 (.615)
NCAA Regional Appearances.....	34
NCAA Regional Record.....	69-47 (.595)
Overall NCAA Regional Hosts.....	11 (1999, 2004, 2006-07, 2010, 2017-19, 2021, 2023-24)
Best NCAA Finish.....	1979 and 2018 National Runner-Up

TEAM INFORMATION

2024 Overall Record.....	44-16
Home.....	34-5
Away.....	7-8
Neutral.....	3-3
SEC Record.....	20-10
SEC Finish.....	1st West
SEC Tournament.....	T-7th
Postseason.....	NCAA Regional
Lettermen Returning/Lost.....	15/17
Position Starters (including DH) Returning/Lost.....	3/6
Pitchers Returning/Lost.....	10/6
Newcomers/Redshirts.....	26/1

TOP RETURNING POSITION PLAYERS

Wehiwa Aloy	INF	Jr.	.270/.355/.485, 45 R, 9 2B, 14 HR, 56 RBI, 7 SB
Kendall Diggs	OF	Sr.	.229/.346/.395, 35 R, 11 2B, 1 3B, 7 HR, 34 RBI, 4 SB
Ryder Helfrick	C	So.	.179/.320/.321, 18 R, 3 2B, 3 HR, 8 RBI, 1 SB
Nolan Souza	INF	So.	.255/.366/.509, 21 R, 7 2B, 7 HR, 28 RBI, 3 SB

TOP RETURNING PITCHERS

Colin Fisher	LHP	So.	6-1, 2.67 ERA, 27.0 IP, 27 SO, 1.30 WHIP
Christian Foutch	RHP	Jr.	1-0, 0.81 ERA, 22.1 IP, 20 SO, 1 SV, 1.43 WHIP
Gabe Gaeckle	RHP	So.	3-3, 2.32 ERA, 42.2 IP, 57 SO, 7 SV, 1.10 WHIP
Will McEntire	RHP	R-Sr.	5-0, 4.83 ERA, 54.0 IP, 65 SO, 4 SV, 1.37 WHIP
Gage Wood	RHP	Jr.	3-2, 4.46 ERA, 40.1 IP, 56 SO, 2 SV, 1.36 WHIP

TOP NEWCOMERS

Kuhio Aloy	INF/OF	So.	Wailuku, Hawai'i (BYU)
Landon Beidelschies	LHP	Jr.	Canfield, Ohio (Ohio State)
Brenton Clark	OF	Fr.	Texarkana, Texas (Pleasant Grove HS)
Charles Davalan	OF	Jr.	Montreal, Quebec, Canada (FGCU)
Cole Gibler	LHP	Fr.	Blue Springs, Mo. (Blue Springs HS)
Brent Iredale	INF	Jr.	Sydney, New South Wales, Australia (New Mexico JC)
Aiden Jimenez	RHP	R-So.	Elk Grove, Calif. (Oregon State)
Cam Kozeal	INF	So.	Omaha, Neb. (Vanderbilt)
Logan Maxwell	OF	Sr.	Lima, Ohio (TCU)
Rocco Peppi	INF/OF	R-Sr.	Huntington Beach, Calif. (Fresno State)
Zach Root	LHP	Jr.	Fort Myers, Fla. (East Carolina)
Justin Thomas Jr.	OF	Jr.	Savannah, Ga. (Florida SouthWestern State)
Carson Wiggins	RHP	Fr.	Roland, Okla. (Roland HS)



Arkansas right-hander **Gabe Gaeckle** entered 2025 as a consensus preseason All-American and as Baseball America's preseason SEC Pitcher of the Year after his stellar freshman campaign.

**Baseball America**

April 21

1. Texas
2. Clemson
3. North Carolina
4. LSU
5. Tennessee
6. Oregon State
- 7. Arkansas**
8. Vanderbilt
9. Georgia
10. Florida State
11. Oklahoma
12. Auburn
13. UC Irvine
14. West Virginia
15. Troy
16. Coastal Carolina
17. Western Kentucky
18. UCLA
19. Louisville
20. Oregon
21. Arizona
22. Ole Miss
23. TCU
24. Alabama
25. Georgia Tech

D1Baseball

April 21

1. Texas
2. Clemson
3. Oregon State
4. Florida State
- 5. Arkansas**
6. Tennessee
7. LSU
8. North Carolina
9. Vanderbilt
10. Georgia
11. Auburn
12. UC Irvine
13. Oregon
14. Oklahoma
15. UCLA
16. Arizona
17. West Virginia
18. Alabama
19. Louisville
20. Troy
21. Coastal Carolina
22. Southern Miss
23. Ole Miss
24. Georgia Tech
25. NC State

Perfect Game

April 21

1. Texas
2. Clemson
3. LSU
4. Oregon State
5. Georgia
- 6. Arkansas**
7. Tennessee
8. Florida State
9. West Virginia
10. North Carolina
11. UC Irvine
12. Auburn
13. Oregon
14. Coastal Carolina
15. Arizona
16. Oklahoma
17. UCLA
18. Ole Miss
19. Vanderbilt
20. Dallas Baptist
21. Georgia Tech
22. Troy
23. TCU
24. Western Kentucky
25. Alabama

USA Today Coaches

April 21

1. Texas
2. Clemson
3. Oregon State
- 4. Arkansas**
5. LSU
6. Tennessee
7. Florida State
8. North Carolina
9. Georgia
10. Vanderbilt
11. Auburn
12. UC Irvine
13. Oklahoma
14. West Virginia
15. UCLA
16. Oregon
17. Alabama
18. Ole Miss
19. Arizona
20. Coastal Carolina
21. Louisville
22. Georgia Tech
23. Troy
24. Southern Miss
25. NC State

NCBWA

April 21

1. Texas
2. Clemson
3. Oregon State
4. Tennessee
5. LSU
- 6. Arkansas**
7. Florida State
8. North Carolina
9. Georgia
10. West Virginia
11. Auburn
12. Oklahoma
13. UC Irvine
14. UCLA
15. Vanderbilt
16. Alabama
17. Coastal Carolina
18. Troy
19. Ole Miss
20. Arizona
21. Oregon
22. Dallas Baptist
23. Kansas
24. Southern Miss
25. McNeese

ARKANSAS IN THE POLLS

	BA	D1Baseball	Perfect Game	USA Today	NCBWA
Preseason	4	5	13	5	5
Feb. 17.....	4	5	12	5	4
Feb. 24.....	4	4	11	4	4
March 3.....	3	3	10	3	6
March 10.....	3	3	8	3	5
March 17.....	3	3	7	3	3
March 24.....	2	2	4	2	1
March 31.....	2	2	3	2	2
April 7.....	1	1	1	1	1
April 14.....	4	2	4	2	4
April 21.....	7	5	6	4	6
April 28.....					
May 5.....					
May 12.....					
May 19.....					
May 26.....					
June 3.....					
Final	--	--	--	--	--

BA - Baseball America

D1 - D1Baseball

PG - Perfect Game

USA Today - USA Today Coaches Poll

NCBWA - National Collegiate Baseball Writers Association



||| HEAD COACH DAVE VAN HORN

DAVE
VAN HORN

COACH OF THE YEAR

2004 • 2021 • 2023



PERSONAL

Born: Sept. 17, 1960
 Hometown: Kansas City, Mo.
 Alma Mater: Arkansas (1988)
 Masters of Science: East Texas State (1992)
 Wife: Karen
 Children: Hollan, Mariel
 Named Head Coach at Arkansas: June 21, 2002

PLAYING HISTORY

1982-84 Atlanta Braves Organization
 1982 Arkansas
 1980-81 McLennan Community College

MLB DRAFT HISTORY

1982 MLB Draft: 10th Round (Atlanta Braves)
 1981 MLB Draft: 10th Round (Chicago White Sox)

COACHING HONORS

2023 SEC Coach of the Year
 2021 SEC Coach of the Year
 2004 SEC Coach of the Year
 2001 Baseball America National Coach of the Year
 2001 BIG 12 Coach of the Year
 2001 ABCA Midwest Region Coach of the Year
 2000 ABCA Midwest Region Coach of the Year
 1997 Southland Coach of the Year
 1995 Southland Coach of the Year
 1994 NCAA Division II Coach of the Year
 1994 ABCA Central Region Coach of the Year

HALL OF FAME

2024 University of Arkansas Sports Hall of Honor
 2019 Arkansas Sports Hall of Fame
 2013 Winnetonka High School Hall of Fame
 2012 Ban Johnson League Hall of Fame
 2001 Central Missouri State Hall of Fame

VAN HORN'S CAREER NUMBERS

Year	School	Record	Pct.	Conf.	Place	Conf. Tourn.	NCAA
1989	Texarkana CC	39-18	.684	N/A	N/A	N/A	--
1990	Texarkana CC	44-14	.759	N/A	N/A	N/A	--
1991	Texarkana CC	45-12	.789	N/A	N/A	N/A	--
1992	Texarkana CC	48-10	.827	N/A	1st	N/A	--
1993	Texarkana CC	38-18	.678	N/A	N/A	N/A	--
	<i>Total</i>	<i>214-72</i>	<i>.748</i>	--	--	--	--
1994	Central Missouri St.	51-11	.823	15-1	1st (Div.)	1st (4-1)	NCAA DII Champs
	<i>Total</i>	<i>51-11</i>	<i>.823</i>	<i>15-1</i>	--	<i>1 (4-1)</i>	--
1995	Northwestern St.	37-15	.711	19-5	1st	DNP (0-2)	--
1996	Northwestern St.	34-27	.557	14-16	2nd (Div.)	2nd (3-2)	--
1997	Northwestern St.	35-23	.603	19-9	1st	DNP (0-2)	--
	<i>Total</i>	<i>106-65</i>	<i>.620</i>	<i>52-30</i>	--	<i>3 (3-6)</i>	--
1998	Nebraska	24-20	.545	10-13	7th	DNQ	DNQ
1999	Nebraska	42-18	.700	16-9	5th	1st (4-0)	NCAA (1-2)
2000	Nebraska	51-17	.750	21-9	2nd	1st (5-1)	NCAA (4-2)
2001	Nebraska	50-16	.758	20-8	1st	1st (4-0)	CWS (5-2)
2002	Nebraska	47-21	.691	16-11	2nd	2nd (3-1)	CWS (5-3)
	<i>Total</i>	<i>214-92</i>	<i>.699</i>	<i>67-39</i>	--	<i>4 (16-2)</i>	<i>4 (15-9)</i>
2003	Arkansas	35-22	.612	14-16	6th West	T-7th (0-2)	NCAA (1-2)
2004	Arkansas	45-24	.652	19-11	T-1st Overall	4th (2-2)	CWS (6-3)
2005	Arkansas	39-22	.636	13-17	T-5th West	T-7th (0-2)	NCAA (2-2)
2006	Arkansas	39-21	.650	18-12	2nd West	T-7th (0-2)	NCAA (1-2)
2007	Arkansas	43-21	.672	18-12	1st West	2nd (3-1)	NCAA (2-2)
2008	Arkansas	34-24	.586	14-15	4th West	DNQ	NCAA (0-2)
2009	Arkansas	41-24	.631	14-15	4th West	4th (2-2)	CWS (7-2)
2010	Arkansas	43-21	.672	18-12	2nd West	T-7th (0-2)	NCAA (3-3)
2011	Arkansas	40-22	.645	15-15	1st West	T-3rd (2-2)	NCAA (2-2)
2012	Arkansas	46-22	.676	16-14	T-2nd West	T-9th (0-2)	CWS (7-3)
2013	Arkansas	39-22	.639	18-11	2nd West	T-3rd (2-1)	NCAA (2-2)
2014	Arkansas	40-25	.615	16-14	4th West	T-3rd (3-2)	NCAA (2-2)
2015	Arkansas	40-25	.615	17-12	3rd West	T-5th (2-2)	CWS (5-3)
2016	Arkansas	26-29	.473	7-23	7th West	DNQ	DNQ
2017	Arkansas	45-19	.703	18-11	2nd West	2nd (3-2)	NCAA (3-2)
2018	Arkansas	48-21	.696	18-12	T-1st West	T-3rd (2-1)	CWS Runner-Up (9-3)
2019	Arkansas	46-20	.697	20-10	T-1st West	T-5th (1-2)	CWS (5-3)
2020	Arkansas	11-5	.688	0-0	--	--	--
2021	Arkansas	50-13	.794	22-8	1st Overall	1st (4-0)	NCAA (4-3)
2022	Arkansas	46-21	.687	18-12	2nd West	T-7th (0-2)	CWS (8-3)
2023	Arkansas	43-18	.705	20-10	T-1st Overall	T-3rd (2-1)	NCAA (2-2)
2024	Arkansas	44-16	.733	20-10	1st West	T-7th (0-2)	NCAA (1-2)
2025	Arkansas	34-7	.829	13-5	--	--	--
	<i>Total</i>	<i>917-464</i>	<i>.665</i>	<i>366-277</i>	--	<i>19 (28-32)</i>	<i>20 (72-48)</i>
	<i>Career Totals</i>	<i>1,502-704</i>	<i>.681</i>	<i>500-347</i>	--	<i>51-41 (.554)</i>	<i>87-57 (.604)</i>

Dave Van Horn, the three-time SEC Coach of the Year, has elevated Arkansas into one of the nation's premier college baseball programs ever since returning to his alma mater to take over for legendary head baseball coach Norm DeBriyn.

In his 23rd season as head coach in 2025, Van Horn, the second-winningest coach in Arkansas baseball history, has led the Razorbacks to seven College World Series appearances, including a runner-up finish (2018) and four top five finishes (2009, 2012, 2018, 2022), 20 NCAA Tournament berths, three SEC overall titles, eight SEC Western Division championships, one SEC Tournament title and 917 overall wins, including 366 SEC victories.

Van Horn, whose 1,502 career wins are second most among all active Division I head coaches, is one of only five head coaches in college baseball history with 300 or more SEC wins in their career. He is also just the fourth coach in college baseball history, and only the third active coach, to win 900 games at an SEC program, joining Mississippi State Ron Polk, Vanderbilt's Tim Corbin and Ole Miss' Mike Bianco.

Year in and year out, Van Horn, the 23rd coach in NCAA history to win 1,200 games at the Division I level, has produced nationally competitive teams and developed elite-level student-athletes on and off the field, including two Golden Spikes Award and Dick Howser Trophy winners in outfielder Andrew Benintendi (2015) and pitcher Kevin Kopps (2021), as well as countless All-Americans, all-SEC performers and professional baseball players.

Under Van Horn's guidance, the Razorbacks boast 35 All-America honorees, 52 All-SEC selections and 144 Major League Baseball draft picks – and counting.


HOGS VS. 2025 OPPONENTS UNDER DVH

	W-L	Home	Away	Neutral
Arkansas State	5-0	5-0	0-0	0-0
Charlotte	5-2	4-0	0-1	1-1
Florida	31-24	15-6	10-14	6-4
Georgia	25-22	14-7	10-13	1-2
Grambling	13-0	10-0	0-0	3-0
Kansas State	4-4	3-1	0-2	1-1
Little Rock	5-2	5-2	0-0	0-0
LSU	30-44	17-16	11-19	2-9
Michigan	2-0	0-0	0-0	2-0
Missouri	20-4	13-2	7-2	0-0
Missouri State	21-12	13-9	8-3	0-0
Ole Miss	39-44	17-19	15-18	7-7
Oral Roberts	19-6	13-3	5-3	1-0
Portland	3-0	3-0	0-0	0-0
South Carolina	35-24	17-10	14-10	4-4
Texas	8-5	2-0	2-3	4-2
Texas A&M	24-19	14-7	8-11	2-1
TCU	5-3	2-2	0-0	3-1
Tennessee	30-14	15-5	12-8	3-1
UAPB	7-0	6-0	0-0	1-0
UCA	5-0	4-0	0-0	1-0
ULM	8-1	7-1	0-0	1-0
Vanderbilt	25-26	13-10	11-12	1-4
Washington State	10-1	9-1	0-0	1-0


A ||| THE ARKANSAS RAZORBACKS



ROCCO PEPPi
R-Sr. • 5-10 • 195 • R/R
INF/OF • Huntington Beach, Calif.




NOLAN SOUZA
So. • 6-3 • 215 • L/R
INF • Honolulu, Hawai'i



JUSTIN THOMAS JR.
Jr. • 5-11 • 195 • R/R
OF • Savannah, Ga.



KENDALL DIGGS
Sr. • 6-0 • 210 • L/R
OF • Olathe, Kan.



GABE FRASER
Fr. • 6-2 • 190 • L/R
INF • Huntington Beach, Calif.



CAM KOZEAL
So. • 5-10 • 200 • L/R
INF • Omaha, Neb.



WEHIWA ALOY
Jr. • 6-2 • 200 • R/R
INF • Wailuku, Hawai'i




BRENT IREDALE
Jr. • 6-3 • 200 • R/R
INF • Sydney, Australia



ELLIOTT PETERSON
Jr. • 6-0 • 190 • R/R
C • Omaha, Neb.




STEELE EAVES
Fr. • 6-0 • 210 • R/R
RHP • Lonoke, Ark.



GAGE WOOD
Jr. • 6-0 • 205 • R/R
RHP • Batesville, Ark.




AIDEN JIMENEZ
R-So. • 6-3 • 215 • R/R
RHP • Elk Grove, Calif.



ZANE BECKER
Fr. • 5-11 • 200 • R/R
C • Flower Mound, Texas



REESE ROBINETT
R-So. • 6-3 • 220 • L/R
INF • Kennett, Mo.



CARSON WILLIS
Fr. • 5-11 • 195 • R/R
C • Rogers, Ark.




GABE GAECKLE
So. • 6-0 • 190 • R/R
RHP • Aptos, Calif.



BRENTON CLARK
Fr. • 5-11 • 190 • L/R
OF • Texarkana, Texas



LOGAN MAXWELL
Sr. • 5-10 • 195 • L/L
OF • Lima, Ohio



CHARLES DAVALAN
So. • 5-9 • 190 • L/R
OF • Montreal, Canada



KUHIO ALOY
So. • 6-1 • 205 • R/R
INF/OF • Wailuku, Hawai'i




TATE MCGUIRE
So. • 6-3 • 215 • R/R
RHP • Liberty, Mo.



RYDER HELFRICK
So. • 6-1 • 205 • R/R
C • Discovery Bay, Calif.



CARSON BOLES
Sr. • 5-11 • 190 • R/R
OF • Lebanon, Tenn.



COLE GIBLER
Fr. • 6-2 • 205 • L/L
LHP • Blue Springs, Mo.




DYLAN CARTER
R-Sr. • 6-2 • 220 • R/R
RHP • Bentonville, Ark.




HUNTER DIETZ
R-Fr. • 6-6 • 235 • R/L
LHP • Trinity, Fla.



ZACH ROOT
Jr. • 6-2 • 210 • L/L
LHP • Fort Myers, Fla.




LONDON BEIDELSCHIES
Jr. • 6-3 • 230 • L/L
LHP • Canfield, Ohio



PARKER COIL
Jr. • 6-3 • 185 • R/L
LHP • Edmond, Okla.



LUKE WILLIAMS
Fr. • 5-11 • 185 • L/L
LHP • Owasso, Okla.



COLIN FISHER
So. • 6-3 • 225 • L/L
LHP • Noble, Okla.



BEN BYBEE
Jr. • 6-6 • 230 • R/R
RHP • Overland Park, Mo.




WILL MCENTIRE
R-Sr. • 6-4 • 235 • L/R
RHP • Bryant, Ark.




MICHAEL ANDERSON
Jr. • 6-3 • 230 • R/R
INF • Havertown, Pa.



CARSON WIGGINS
Fr. • 6-5 • 215 • R/R
RHP • Roland, Okla.



LANCE DAVIS
Fr. • 6-4 • 200 • R/R
RHP • Jonesboro, Ark.




CHRISTIAN FOUTCH
Jr. • 6-3 • 240 • R/R
RHP • Littleton, Colo.




COOPER DOSSETT
Jr. • 6-0 • 200 • R/R
RHP • Springdale, Ark.



JACKSON FARRELL
Fr. • 6-1 • 215 • R/R
LHP • Jenks, Okla.




TAG ANDREWS
Fr. • 6-0 • 190 • R/R
RHP • Maumelle, Ark.




TYLER HOLLAND
Fr. • 6-1 • 190 • R/R
INF/RHP • Mission Viejo, Calif.




ROSS FELDER
Fr. • 6-2 • 185 • R/R
RHP • Springdale, Ark.



DAVE VAN HORN
Head Coach
23rd Season



NATE THOMPSON
Assistant Coach
8th Season



MATT HOBBS
Assistant Coach
7th Season



BOBBY WERNES
Assistant Coach
5th Season



HUDSON POLK
Student Assistant Coach
1st Season



CLAY GOODWIN
Director of Operations
18th Season



No.	Player	Pos.	Yr.	Ht.	Wt.	B/T	Hometown / High School / Previous School
1	Rocco Peppi	INF/OF	R-Sr.	5-10	195	R/R	Huntington Beach, Calif. / Marina HS / Long Beach State / Fresno State
3	Nolan Souza	INF	So.	6-3	215	L/R	Honolulu, Hawai'i / Punahou School
4	Justin Thomas Jr.	OF	Jr.	5-11	195	R/R	Savannah, Ga. / Benedictine Military School / Georgia / Florida SouthWestern State
5	Kendall Diggs	OF	Sr.	6-0	210	L/R	Olathe, Kan. / Saint Thomas Aquinas HS
6	Gabe Fraser	INF	Fr.	6-2	190	L/R	Huntington Beach, Calif. / Orange Lutheran HS
8	Cam Kozeal	INF	So.	5-10	200	L/R	Omaha, Neb. / Millard South HS / Vanderbilt
9	Wehiwa Aloy	INF	Jr.	6-2	200	R/R	Wailuku, Hawai'i / H.P. Baldwin HS / Sacramento State
10	Brent Iredale	INF	Jr.	6-3	200	R/R	Sydney, New South Wales, Australia / The Hill Sports HS / New Mexico JC
12	Elliott Peterson	C	Jr.	6-0	190	R/R	Omaha, Neb. / Creighton Prep / Southeast CC
13	Steele Eaves	RHP	Fr.	6-0	210	R/R	Lonoke, Ark. / Lonoke HS
14	Gage Wood	RHP	Jr.	6-0	205	R/R	Batesville, Ark. / Batesville HS
16	Aiden Jimenez	RHP	R-So.	6-3	215	R/R	Elk Grove, Calif. / Elk Grove HS / Oregon State
17	Zane Becker	C	Fr.	5-11	200	R/R	Flower Mound, Texas / Flower Mound HS
18	Reese Robinett	INF	R-So.	6-3	220	L/R	Kennett, Mo. / Kennett HS
19	Carson Willis	C	Fr.	5-11	195	R/R	Rogers, Ark. / P27 Academy
20	Gabe Gaeckle	RHP	So.	6-0	190	R/R	Aptos, Calif. / Aptos HS
21	Brenton Clark	OF	Fr.	5-11	190	L/R	Texarkana, Texas / Pleasant Grove HS
22	Logan Maxwell	OF	Sr.	5-10	195	L/L	Lima, Ohio / Shawnee HS / TCU
24	Charles Davalan	OF	So.	5-9	190	L/R	Montreal, Quebec, Canada / TNXL Academy / FGCU
25	Kuhio Aloy	INF/OF	So.	6-1	205	R/R	Wailuku, Hawai'i / H.P. Baldwin HS / BYU
26	Tate McGuire	RHP	So.	6-3	215	R/R	Liberty, Mo. / Liberty North HS
27	Ryder Helfrick	C	So.	6-1	205	R/R	Discovery Bay, Calif. / Clayton Valley Charter HS
28	Carson Boles	OF	Sr.	5-11	190	R/R	Lebanon, Tenn. / Lebanon HS / Lincoln Memorial
29	Cole Gibler	LHP	Fr.	6-2	205	L/L	Blue Springs, Mo. / Blue Springs HS
31	Dylan Carter	RHP	R-Sr.	6-2	220	R/R	Bentonville, Ark. / Bentonville West HS / Crowder
32	Hunter Dietz	LHP	R-Fr.	6-6	235	R/L	Trinity, Fla. / Calvary Christian HS
33	Zach Root	LHP	Jr.	6-2	210	L/L	Fort Myers, Fla. / Fort Myers HS / East Carolina
35	Landon Beidelschies	LHP	Jr.	6-3	230	L/L	Canfield, Ohio / Canfield HS / Ohio State
36	Parker Coil	LHP	Jr.	6-3	185	R/L	Edmond, Okla. / Edmond Memorial HS
37	Luke Williams	LHP	Fr.	5-11	185	L/L	Owasso, Okla. / Owasso HS
38	Colin Fisher	LHP	So.	6-3	225	L/L	Noble, Okla. / Noble HS
40	Ben Bybee	RHP	Jr.	6-6	230	R/R	Overland Park, Kan. / Blue Valley Southwest HS
41	Will McEntire	RHP	R-Sr.	6-4	235	L/R	Bryant, Ark. / Bryant HS
42	Michael Anderson	INF	Jr.	6-3	230	R/R	Havertown, Pa. / Monsignor Bonner HS / Rhode Island
44	Carson Wiggins	RHP	Fr.	6-5	215	R/R	Roland, Okla. / Roland HS
45	Lance Davis	RHP	Fr.	6-4	200	R/R	Jonesboro, Ark. / Valley View HS
46	Christian Foutch	RHP	Jr.	6-3	240	R/R	Littleton, Colo. / Chatfield Senior HS
48	Cooper Dossett	RHP	Jr.	6-0	200	R/R	Springdale, Ark. / Har-Ber HS
49	Jackson Farrell	LHP	Fr.	6-1	215	L/L	Jenks, Okla. / Owasso HS
50	Tag Andrews	RHP	Fr.	6-0	190	R/R	Maumelle, Ark. / Maumelle HS
52	Tyler Holland	INF/RHP	Fr.	6-1	190	R/R	Mission Viejo, Calif. / Mission Viejo HS
57	Ross Felder	RHP	Fr.	6-2	185	R/R	Springdale, Ark. / Har-Ber HS

Coaches & Support Staff

Head Coach:	2 Dave Van Horn, 23rd Season (Arkansas, 1988)
Assistant Coach:	30 Nate Thompson, 8th Season (Dallas Baptist, 2006)
Assistant Coach:	47 Matt Hobbs, 7th Season (Missouri, 2002)
Assistant Coach:	7 Bobby Wernes, 5th Season (Arkansas, 2016)
Student Assistant Coach:	15 Hudson Polk, 1st Season (Arkansas, 2024)
Director of Operations:	Clay Goodwin, 18th Season (Arkansas, 2005)
Director of Strength & Conditioning:	Hunter Bell, 3rd Season (Arkansas-Monticello, 2018)
Director of Pitching Development:	Zach Barr, 8th Season (Arkansas, 2017)
Director of Baseball Analytics:	DJ Baxendale, 6th Season (Arkansas, 2012)
Athletic Trainer:	Corey Wood, 14th Season (East Carolina, 2008)
Equipment Manager:	Mark Taylor, 34th Season (Ouachita Baptist, 1988)
Strength & Conditioning Assistant:	MJ Munoz, 2nd Season (Aurora, 2022)
Strength & Conditioning Intern:	Alden Arrington
Graduate Manager:	John McElroy (Arkansas, 2023), Matthew Schluterman (Arkansas, 2024)
Student Managers:	Anthony Sanchez, Crew Tidwell, Trip Wright
Bullpen Catchers:	Ryan Kleinmark, Hayden Schnitker
Communications Director:	Oliver Grigg, 5th Season (Tulane, 2017)
Academics Director:	Jonathan Burgess, 4th Season (Central Arkansas, 2015)
Sports Nutritionist:	Ben Tarnowski, 2nd Season (North Dakota, 2021)
Sport Administrator:	Kevin Trainor, 15th Season (Arkansas, 1994)
Administrative Assistant:	Kelly Moore, 22nd Season (Arkansas, 2004)

Pronunciation Guide

Kuhio Aloy	koo-hee-oh ah-loy
Wehiwa Aloy	veh-hee-vuh ah-loy
Landon Beidelschies	bi-dull-shees
Charles Davalan	dah-vuh-lawn
Hunter Dietz	deets
Cooper Dossett	dah-sit
Gabe Gaeckle	gack-uhl
Brent Iredale	eye-err-dale
Cam Kozeal	koe-zhull
Nolan Souza	sue-zuh
Bobby Wernes	wer-niss



THE STARTERS

#27 RYDER HELFRICK C SO. .309/.418/.609

Has played in 37 games with 33 starts at catcher ... Slashing .309/.418/.609 with eight home runs and 22 RBI ... Team leader in triples (2) ... Recorded his first career multi-home run game against South Carolina (March 23) and his second at #7 Georgia (April 13) ... As a freshman in 2024, played in 31 games with 26 starts (15 at catcher, 11 as designated hitter) ... Slashed .179/.320/.321 with three homers and eight RBI ... Scored 18 runs ... Totaled 15 hits, including three doubles ... Drew 14 walks ... Season-long seven-game hitting streak and 12-game reached base streak ... Defensively, posted a .994 fielding percentage with one error in 167 total chances ... Threw out 5-of-11 base stealers (45.5%) ... In SEC play, slashed .250/.318/.450 with two homers and four RBI in 14 games with 12 starts.

#8 CAM KOZEAL 1B SO. .362/.408/.623

Has played in 34 games with 32 starts (26 at first base, six at second base) ... Slashing .362/.408/.623 with 12 doubles, eight homers and 43 RBI ... In the series at #14 Vanderbilt (March 28-30), hit three homers and had eight RBI to single-handedly outscore his former school during the weekend ... Recorded his first career multi-homer game and had five RBI in the series opener at #14 Vanderbilt (March 28) ... Named SEC Player of the Week after powering Arkansas to a weekend series sweep against Missouri by leading the conference in hits (9), doubles (3), RBI (13), total bases (18), on-base percentage (.706) and slugging percentage (1.385) ... Vanderbilt transfer ... Played in 43 games with 35 starts as a true freshman in 2024 ... Slashed .284/.349/.439 with five homers and 28 RBI ... 42 hits, including eight doubles ... In SEC play, slashed .261/.307/.449 with three homers and 11 RBI in 19 games ... Prior to Vanderbilt, attended Millard South High School in Omaha, Neb. ... 2023 Nebraska Gatorade Player of the Year.

#3 NOLAN SOUZA 2B SO. .250/.374/.427

Suffered a season-ending injury at #7 Georgia (April 11) ... Prior to the injury, played in 32 games with 28 starts (all at second base) ... Slashed .250/.375/.427 with four home runs and 22 RBI ... Finished the season as the team leader in stolen bases (9-for-9) ... As a true freshman in 2024, earned Freshman All-SEC honors ... Played in 40 games with 31 starts (17 as designated hitter, eight at second base, six at third base) ... Slashed .255/.366/.509 with seven homers and 28 RBI ... 28 hits, including seven doubles ... Drew 18 walks ... 2-for-2 in stolen base attempts ... Recorded seven multi-hit games, including three three-hit games, and nine multi-RBI games ... Season-long six-game hitting streak and 11-game reached base streak ... Defensively, posted a perfect 1.000 fielding percentage in 25 total chances.

#10 BRENT IREDALE 3B JR. .295/.456/.589

Has played in 41 games with 40 starts at third base ... Slashing .295/.456/.589 with 10 home runs and 49 RBI, second most on the Razorbacks ... Team leader in walks (30) and HBP (14) ... One of four Hogs in the DVH era to drive in nine RBI on Opening Weekend ... Tallied eight RBI against Portland (March 7), becoming the first Hog since 1999 with eight RBI in a game ... Recorded 11 total RBI in the series sweep of Portland (March 7-9), most by a Razorback in a three-game series in the DVH era ... Two multi-homer games: Washington State (Feb. 15) & Portland (March 7) ... Spent two seasons at New Mexico JC (2023-24) ... As a sophomore in 2024, was an NJCAA All-American ... First back-to-back WJCAC MVP in the conference's history after slashing a team-leading .441/.576/1.000 with a team-high 25 home runs and 78 RBI in 58 games ... Tallied a team-leading 83 hits, including 22 doubles and four triples ... Native of Sydney, Australia ... First native-born Australian student-athlete in Arkansas baseball history.

#9 WEHIWA ALOY SS JR. .379/.460/.730

Two-time SEC Player of the Week this season ... Has started all 41 games at shortstop ... Slashing .379/.460/.730 with a team-high 15 home runs and 47 RBI ... Team leader in extra-base hits (30) and total bases (127) ... Homered in the same inning as his younger brother, Kuhio, vs. Kansas State (Feb. 22) in the Amegy Bank College Baseball Series at Globe Life Field in Arlington, Texas, before connecting on back-to-back homers at #13 Ole Miss (March 15) ... Named SEC Player of the Week (Feb. 24) for first time in his career after powering the Razorback offense through its trip to Globe Life Field ... Hit two home runs, first multi-homer game of his career, against Portland (March 7) ... Named SEC Player of the Week (March 10) after powering Arkansas to double midweek sweep against ULM (March 4-5) and weekend series sweep against Portland (March 7-9) ... Hit a walk-off three-run homer in Arkansas' run-rule win against South Carolina (March 21) ... Homered in Arkansas' series-opening win at #7 Georgia (April 11) and in the series finale against the Bulldogs (April 13) to force extras ... All-SEC honoree as a sophomore in 2024 ... Started all 60 games at shortstop, the only Hog to start every game ... Slashed .270/.355/.485 with a team-leading 14 homers and 56 RBI ... 64 hits, including nine doubles ... 15 multi-hit games ... Tied for team lead in multi-RBI games with 11 ... Season-long hitting streak of 14 games ... Team-leading 31-game reached base streak ... Team leader in stolen bases (7-for-7) ... In SEC play, hit .258/.341/.492 with a team-leading eight homers and 21 RBI in 30 games.

#4 JUSTIN THOMAS JR. LF JR. .283/.430/.522

Has played in 38 games with 31 starts (27 in center field, four in left field) ... Slashing .283/.430/.522 with six home runs, 22 RBI and 22 walks ... Six multi-walk games on the season, including one three-walk game against Washington State (Feb. 17) ... Third on the team in stolen bases (4-for-7) ... Spent one season at Florida SouthWestern State (2024) ... As a sophomore in 2024, slashed .393/.514/.699 with 14 homers and 49 RBI in 58 games ... Team-leading 86 runs ... Had 86 hits, including 21 doubles and two triples ... Drew 44 walks ... 35-of-42 (83.3%) on stolen base attempts ... Began career at Georgia (2023), where he played in 25 games with eight starts as a true freshman.

#24 CHARLES DAVALAN CF SO. .384/.470/.651

Has played in 41 games with 40 starts (26 in left field, 14 in center field) ... Slashing .384/.470/.651 with 12 homers, second most on the team, and 42 RBI ... Team leader in hits (66) and runs scored (62) ... 24 walks to 13 strikeouts ... Hit his first homer of the season in the series opener against Charlotte (Feb. 28) ... Hit his first homer of SEC play at #13 Ole Miss (March 14) ... Go-ahead two-run homer in game two of the SEC Opening Weekend series at #13 Ole Miss (March 15) ... First career multi-homer game in the series finale at #14 Vanderbilt (March 30) ... FGCU transfer ... As a true freshman at FGCU in 2024, slashed .288/.413/.514 with 10 homers and 37 RBI in 56 games ... Scored a team-leading 66 runs ... Totaled 64 hits, including 16 doubles and two triples ... Drew 28 walks and was hit by 20 pitches ... 13-for-18 on stolen base attempts ... Team-leading five sacrifice hits ... Native of Montreal, Quebec, Canada.

#22 LOGAN MAXWELL RF SR. .348/.468/.616

Has played in 32 games with 31 starts (20 in right field, six in left field, five as designated hitter) ... Slashing .348/.468/.616 with a career-high nine home runs and 22 RBI ... Connected on his first homer of the season in the series opener against Charlotte (Feb. 28) ... Hit his second homer in as many days in the series-clinching win against Charlotte (March 1) ... Walk-off RBI single in the series finale against Charlotte (March 2) ... Homered in back-to-back games at #13 Ole Miss (March 14-15) ... TCU transfer ... As a junior in 2024, earned All-Big 12 honors ... Started all 46 games played in (23 in left field, 23 as designated hitter) ... Slashed .335/.447/.482 with three homers and 35 RBI ... 57 hits, including a team-leading 12 doubles and two triples ... Drew 30 walks ... 10-for-12 on stolen base attempts ... 14 multi-hit games and five multi-RBI performances ... Defensively, posted a perfect 1.000 fielding percentage in 33 total chances ... In Big 12 play, slashed .327/.443/.515 with six doubles, two triples, three home runs and 17 RBI.

#25 KUHIO ALOY DH SO. .386/.466/.680

Younger brother of INF Wehiwa Aloy ... Has played in 38 games with 37 starts (36 as designated hitter, one in right field) ... Slashing a team-leading .386/.466/.680 with 12 doubles, 12 home runs and a team-leading 57 RBI ... In his Razorback debut against Washington State (Feb. 14), went 2-for-3 with a double, home run and three RBI ... Homered in the same inning as his brother, Wehiwa, vs. Kansas State (Feb. 21) in the Amegy Bank College Baseball Series at Globe Life Field in Arlington, Texas, before connecting on back-to-back homers at #13 Ole Miss (March 15) ... Hit a pinch-hit two-run double vs. #22 TCU (Feb. 22) in the Amegy Bank College Baseball Series at Globe Life Field in Arlington, Texas ... Career-high four hits against Grambling (Feb. 25) ... Career-high six RBI against ULM (March 4) ... Totaled 10 RBI in double midweek series against ULM (March 4-5) ... BYU transfer ... As a true freshman in 2024, earned Big 12 All-Freshman honors after slashing .269/.329/.447 with eight homers and 38 RBI in 52 games.

THE BENCH

#5 KENDALL DIGGS OF SR.

Has played in 26 games with 15 starts (14 in right field, one in left field) ... Slashing .189/.283/.377 with two home runs and seven RBI ... As a junior in 2024, one of the Hogs' three team captains ... Played in 55 games with 54 starts (53 in right field, one as designated hitter) ... Slashed .229/.346/.395 with seven homers and 34 RBI through an injury-plagued year ... Scored 35 runs ... Totaled 47 hits, including 11 doubles and one triple ... Finished fourth on the Hogs in RBI (34) and fifth in runs scored (35) ... Drew 34 walks, good for third most on the team ... As a sophomore in 2023, earned All-SEC honors at designated hitter/utility after slashing .299/.436/.547 with 12 home runs and a team-high 63 RBI in 58 games ... Finished as the team leader in RBI (63) ... Scored 51 runs, tied for second most on the Hogs ... Racked up the team's second-most hits (60), including 12 doubles and 1 triple.

#6 GABE FRASER INF FR.

Has played in 21 games with eight starts (seven at second base, one at third base) ... Slashing .229/.300/.371 with one triple, one home run and 10 RBI ... Made his first career start at second base vs. #22 TCU (Feb. 22) in the Amegy Bank College Baseball Series at Globe Life Field in Arlington, Texas ... Recorded his first career hit on a bunt single against Charlotte (March 2) ... Hit a grand slam for his first collegiate home run against Missouri State (March 25) ... Go-ahead RBI triple in Arkansas' series-opening win at #7 Georgia (April 11) ... Made his first SEC start at #7 Georgia (April 12) and logged two hits ... Attended Orange Lutheran High School in Orange, Calif. ... Ranked by Perfect Game as the No. 144 overall prospect and the No. 37 shortstop in the class of 2024 ... No. 19 overall prospect and No. 3 shortstop in California by Perfect Game ... Father, Joe, played for legendary head coach Augie Garrido at Cal State Fullerton and was a member of the national championship-winning 1995 Titans squad, the first No. 1 seed to win the College World Series, before being selected by the Minnesota Twins in the 27th round of the 1995 MLB Draft.

#1 ROCCO PEPPI INF/OR R-SR.

Has played in 15 games with 13 starts (12 at first base, one in right field) ... Fresno State transfer ... As a redshirt junior at Fresno State in 2024, played in 56 games with 53 starts ... Slashed .327/.392/.602 with a team-leading 14 homers and 56 RBI ... Totaled 69 hits, including 16 doubles ... Hit by a team-leading 20 pitches ... 6-of-9 on stolen base attempts ... Defensively, posted a perfect 1.000 fielding percentage in 61 total chances with four outfield assists ... In league play, slashed .304/.388/.626 with a team-leading 10 homers and 29 RBI in 29 games.

#17 ZANE BECKER C FR.

Has played in 18 games with eight starts at catcher ... 8-for-28 with three doubles, one home run, six RBI and a stolen base ... Made his first collegiate start against Washington State (Feb. 15), collecting a pair of doubles and driving in a run ... Hit his first collegiate home run against UAPB (April 15) ... Attended Flower Mound High School in Flower Mound, Texas ... Ranked by Perfect Game as the No. 386 overall prospect and the No. 41 catcher in the class of 2024 ... No. 34 overall prospect and No. 4 catcher in Texas by Perfect Game.

#18 REESE ROBINETT INF R-SO.

Has played in 12 games with one start at first base ... Drew a walk against Washington State (Feb. 17) ... Had three doubles, including the game-winning RBI double, against UAPB (April 15) ... Redshirted in 2024 ... As a true freshman in 2023, played in 14 games with five starts (three at first base, two at third base) ... Slashed .240/.269/.480 (6-for-25) with two homers and seven RBI ... Made his SEC debut as a pinch hitter at #1 LSU (March 24, 2023) and hit a three-run homer.

#28 CARSON BOLES OF SR.

Has played in 21 games with nine starts (five in right field, four in left field) ... Slashing .368/.528/.553 (14-for-38) with four doubles, one home run, 13 RBI and 14 walks ... Made his SEC debut as a pinch hitter at #13 Ole Miss (March 16) and collected a single ... Hit his first home run as a Razorback in the second game of the doubleheader against Missouri (April 6) ... Spent three seasons at Lincoln Memorial (2022-24) ... Named a unanimous first-team Division II All-American as a junior in 2024 after slashing .475/.572/.863 with 15 homers and 68 RBI ... Tallied a team-leading 87 hits, including 24 doubles and one triple ... Third in Division II in batting average (.475) and doubles (24).

#42 MICHAEL ANDERSON INF JR.

Has played in three games with two starts at first base ... Rhode Island transfer ... As a sophomore in 2024, was a team captain and played in 47 games with 45 starts ... Slashed .252/.411/.574 with 13 homers, second most on the team, and a team-high 41 RBI ... In 2023, earned Freshman All-America honors after starting all 52 games and slashing .316/.396/.555 with 10 homers and 43 RBI.

ON THE MOUND

TUESDAY



#26 RHP TATE MCGUIRE

SO.

2-2, 4.64 ERA, 21.1 IP, 6 BB, 20 SO

Last Start: April 15, vs. UAPB, 3.0 IP, 4 H, 3 R, 3 ER, 0 BB, 5 SO

11 appearances, including three starts, on the mound this season ... 2-2 record with a 4.64 ERA over 21.1 innings of work ... Has tallied 20 strikeouts while limiting opposing hitters to a .228 batting average ... Made his first appearance of the season in relief against Washington State (Feb. 14) in the Opening Day doubleheader, striking out one in a scoreless inning of work ... Record two strikeouts over two shutout frames in relief against ULM (March 5) ... Worked three shutout innings with two strikeouts in relief against Oral Roberts (March 19) ... Made his first career start in the Razorbacks' midweek matchup against Grambling (April 1) at CHI St. Vincent Field at Dickey-Stephens Park in North Little Rock, Ark., striking out a season-high four batters over a season-long four innings of one-run ball to earn his first career win ... Second start came against Arkansas State (April 8), working three innings of two-run ball with a pair of strikeouts ... Earned his second win of the season in a midweek start against UAPB (April 15), firing three innings of three-run ball with a career-high five strikeouts ... As a true freshman in 2024, made two relief appearances on the mound as a true freshman ... Recorded a 5.40 ERA and four strikeouts in 1.2 innings of work on the year ... Allowed one run on three hits and two walks ... Made his collegiate debut against James Madison (Feb. 18), tossing 0.2 innings and carding his first career strikeout ... Final appearance of the season came against Grambling (Feb. 27), racking up a season-high three strikeouts in an inning of work.

PITCHER BREAKDOWN

	W-L-S	ERA	IP	H	R	ER	BB	SO
Starters	17-3-0	4.74	171.0	154	95	90	62	214
Relievers	16-4-10	3.06	176.2	142	66	60	51	209

THE HOG PEN

Pitcher	Last App.	IP	H	R	ER	BB	SO	HR	RI/S	---- Season Totals ----		
										RI/S	SV	Ret./1BF (BB)
Landon Beidelschies	TCU (2/22)	2.2	1	0	0	1	0	0	0/0	0/0	0	1/1 (0)
Ben Bybee	TAMU (4/18)	3.0	3	1	1	2	4	1	2/1	2/1	0	3/8 (0)
Dylan Carter	TAMU (4/17)	4.0	1	0	0	0	4	0	2/1	7/2	0	10/16 (0)
Parker Coil	SCH (3/23)	2.0	2	0	0	1	1	0	2/2	7/3	0	6/10 (0)
Steele Eaves	UAPB (4/15)	1.0	0	0	0	0	1	0	0/0	0/0	0	2/5 (0)
Colin Fisher	TAMU (4/18)	0.0	1	1	1	0	0	0	2/2	2/2	0	6/9 (0)
Christian Foutch	TAMU (4/18)	1.1	1	2	2	1	2	0	0/0	2/0	3	7/12 (1)
Gabe Gaecle	TAMU (4/18)	5.2	4	1	1	2	8	1	1/0	1/0	0	0/1 (0)
Cole Gible	TAMU (4/18)	0.0	2	2	2	0	0	1	0/0	1/0	1	9/12 (0)
Aiden Jimenez	TAMU (4/18)	2.0	2	2	2	0	1	1	0/0	10/1	1	10/13 (1)
Will McEntire	TAMU (4/18)	0.2	1	0	0	0	0	0	1/1	5/4	1	9/12 (0)
Tate McGuire	MOST (3/25)	1.2	1	1	1	1	1	1	3/1	9/3	1	6/8 (0)
Carson Wiggins	TAMU (4/18)	1.0	1	1	1	2	0	0	1/1	2/1	3	11/12 (0)
TEAM TOTALS										48/17	10	80/119 (2)

Bullpen Notes: Four of Arkansas' 10 saves this season are of the multi-inning variety ... Six different Razorback relief pitchers have recorded at least one save ... **RHP Carson Wiggins** (3) is tied for the team lead in saves, recording Arkansas' first save of the year and the first save of his career against Washington State (Feb. 15) ... Wiggins has also recorded saves against Charlotte (March 1) and Portland (March 9) ... With two more saves, Wiggins will become the sixth Arkansas freshman pitcher since 2003 to record five or more saves in a season, joining with RHP Gage Wood (5, 2023), RHP Brady Tygart (8, 2022), RHP Nolan Sanburn (8, 2011) and RHP DJ Baxendale (7, 2010) ... **RHP Christian Foutch** (3) is tied for the team lead in saves ... He secured Arkansas' first multi-inning save of the season vs. #22 TCU (Feb. 22) in the Amegy Bank College Baseball Series at Globe Life Field in Arlington, Texas ... Foutch has also recorded saves against Charlotte (Feb. 28) and Oral Roberts (March 18) ... **RHP Tate McGuire** (1) recorded a one-out save vs. Michigan (Feb. 23) in the Amegy Bank College Baseball Series at Globe Life Field in Arlington, Texas, notching his first career save in the process ... **RHP Aiden Jimenez** (1) struck out a career high-tying six and locked down a three-inning save, Arkansas' second multi-inning save of the season, at #13 Ole Miss (March 15) to log his first save of the season ... **RHP Will McEntire** (1) earned his first save of the season and eighth of his career against South Carolina (March 22), firing three shutout innings with a strikeout to record the Razorbacks' third multi-inning save of the year ... **LHP Cole Gible** (1) recorded his first career save against Grambling (April 1) at CHI St. Vincent Field at Dickey-Stephens Park in North Little Rock, Ark., striking out five over two scoreless innings to log Arkansas' fourth multi-inning save this season.



Parker Coil is 2-0 with a team-leading 0.60 ERA and 15 strikeouts over 15.0 innings in relief this season. The left-hander has allowed only one earned run in 10 appearances.



Aiden Jimenez is 4-1 with a 2.08 ERA, 27 strikeouts and one save in a team-high 26.0 innings in relief this year. The Oregon State transfer is holding opposing batters to a .199 average.



Carson Wiggins is tied for the team lead in saves (3) this season. The hard-throwing true freshman has struck out 17 in 13.0 innings and is limiting opposing hitters to a .143 average.

RECORD RUNDOWN

Overall.....	34-7
vs. top-5 teams.....	0-0
vs. top-10 teams.....	1-2
vs. top-25 teams.....	7-3
vs. unranked teams.....	27-4
At home.....	25-3
On the road.....	6-3
At neutral sites.....	3-1
In day games.....	24-3
In night games.....	10-4
In extra innings.....	2-2
In white uniforms.....	11-3
In cardinal uniforms.....	5-1
In cream uniforms.....	5-0
In grey uniforms.....	7-2
In pinstripe uniforms.....	6-1
vs. teams over .500.....	16-5
vs. teams .500 or worse.....	16-2
vs. right-handed starter.....	22-3
vs. left-handed starter.....	12-4
vs. both-handed starter.....	0-0
When starter receives decision.....	18-2
When reliever receives decision.....	16-5
When starter goes 5+ innings.....	18-2
When starter goes less than 5 innings.....	16-5
When scoring first.....	21-1
When scoring in 1st inning.....	14-2
When opponent scores first.....	13-6
When leading after 6 innings.....	29-1
When trailing after 6 innings.....	2-5
When tied after 6 innings.....	3-1
When leading after 7 innings.....	17-1
When trailing after 7 innings.....	1-6
When tied after 7 innings.....	4-0
When leading after 8 innings.....	18-1
When trailing after 8 innings.....	1-6
When tied after 8 innings.....	2-0
In one-run games.....	4-4
In two-run games.....	3-0
In five-run or more games.....	20-1
In run-rule games.....	11-0
Weekend series W-L-T.....	7-2-0
Weekend series sweeps/times swept.....	6/0
When scoring 10+ runs.....	20-1
Shutouts/times shut out.....	3/0
When opponent scores 5 runs or less.....	31-1
When opponent scores 6 runs or more.....	3-6
When collecting 0-3 hits.....	1-0
When collecting 4-6 hits.....	2-0
When collecting 7-9 hits.....	8-4
When collecting 10-12 hits.....	9-2
When collecting 13+ hits.....	14-1
When out-hitting opponent.....	27-1
When out-hit by opponent.....	5-4
When hits are equal.....	2-2
When hitting a home run.....	29-6
When opponent hits a home run.....	14-6
When errorless.....	23-2
When committing one error.....	5-3
When committing 2 errors.....	6-2
When committing 3+ errors.....	0-0
When opponent is errorless.....	9-3
vs. SEC opponents.....	13-5
vs. non-conference opponents.....	21-2
In midweek games.....	9-1
In rubber games.....	1-2
Game 1 of weekend series.....	7-2
Game 2 of weekend series.....	8-1
Game 3 of weekend series.....	7-2
Game 4 of weekend series.....	1-0
In February.....	8-1
In March.....	18-2
In April.....	8-4
In May.....	0-0
In June.....	0-0

MULTI-HIT GAMES

Name	2	3	4	5+	Total
Wehiwa Aloy	15	6	2	-	23
Charles Davalan	14	5	2	-	21
Kuhio Aloy	11	5	2	-	18
Cam Kozeal	12	3	1	-	16
Logan Maxwell	9	3	-	-	12
Brent Iredale	9	2	-	-	11
Ryder Helfrick	6	2	-	-	8
Justin Thomas Jr.	6	-	-	-	6
Nolan Souza	4	1	-	-	5
Rocco Peppi	3	-	-	-	3
Carson Boles	2	-	-	-	2
Gabe Fraser	2	-	-	-	2
Reese Robinett	-	1	-	-	1
Zane Becker	1	-	-	-	1
TEAM	94	28	7	0	129

CAREER MULTI-HIT GAMES

Name	'22	'23	'24	'25	Total
Wehiwa Aloy	-	30	15	23	68
Rocco Peppi	23	17	17	3	60
Charles Davalan	-	-	17	21	38
Logan Maxwell	3	6	14	12	35
Kuhio Aloy	-	-	12	18	30
Michael Anderson	-	18	9	-	28
Kendall Diggs	2	14	12	-	28
Cam Kozeal	-	-	12	16	28
Nolan Souza	-	-	7	5	12
Brent Iredale	-	-	-	11	11
Ryder Helfrick	-	-	-	8	8
Justin Thomas Jr.	-	-	-	6	6
Carson Boles	-	-	-	2	2
Gabe Fraser	-	-	-	2	2
Reese Robinett	-	1	-	1	2
Zane Becker	-	-	-	1	1

MULTI-RBI GAMES

Name	2	3	4	5+	Total
Kuhio Aloy	6	6	2	1	15
Wehiwa Aloy	8	2	3	1	14
Charles Davalan	5	3	2	1	11
Brent Iredale	3	4	2	2	11
Cam Kozeal	4	3	-	3	10
Ryder Helfrick	4	2	-	-	6
Nolan Souza	3	3	-	-	6
Justin Thomas Jr.	4	1	1	-	6
Logan Maxwell	5	-	-	-	5
Carson Boles	2	2	-	-	4
Zane Becker	1	1	-	-	2
Kendall Diggs	2	-	-	-	2
Rocco Peppi	1	-	1	-	2
Gabe Fraser	-	-	1	-	1
TEAM	48	27	12	8	95

HITTING STREAKS

Name	Longest	Current
Charles Davalan	17	6
Kuhio Aloy	12	-
Wehiwa Aloy	10	7
Logan Maxwell	9	1
Ryder Helfrick	8	1
Cam Kozeal	8	-
Justin Thomas Jr.	7	-
Carson Boles	6	2
Brent Iredale	5	2
Kendall Diggs	5	-
Nolan Souza	5	2
Rocco Peppi	4	-
Gabe Fraser	4	-
Zane Becker	2	1
Reese Robinett	1	-

REACHED BASE STREAKS

Name	Longest	Current
Charles Davalan	35	35
Logan Maxwell	27	4
Brent Iredale	25	2
Wehiwa Aloy	16	7
Ryder Helfrick	15	1
Cam Kozeal	14	-
Justin Thomas Jr.	12	-
Kuhio Aloy	12	-
Kendall Diggs	11	-
Carson Boles	10	10
Nolan Souza	7	7
Rocco Peppi	6	-
Gabe Fraser	5	-
Zane Becker	4	2
Michael Anderson	1	-
Reese Robinett	1	-

CAREER HOME RUNS

Name	Solo	2R	3R	GS	Total
Wehiwa Aloy	22	12	6	3	43
Rocco Peppi	13	8	2	2	25
Kendall Diggs	10	5	7	2	24
Michael Anderson	13	6	2	2	23
Charles Davalan	12	5	3	2	22
Kuhio Aloy	7	7	3	2	19
Logan Maxwell	8	6	-	-	14
Cam Kozeal	5	5	2	1	13
Ryder Helfrick	11	-	-	-	11
Nolan Souza	6	2	2	1	11
Brent Iredale	2	3	4	1	10
Justin Thomas Jr.	4	3	-	-	7
Reese Robinett	1	-	1	-	2
Zane Becker	-	1	-	-	1
Carson Boles	-	-	1	-	1
Gabe Fraser	-	-	-	1	1

HOME RUN BREAKDOWN

Total.....	88
at Baum-Walker Stadium.....	62
on the Road.....	23
Neutral Site.....	3
vs. RHP.....	66
vs. LHP.....	22
w/ 0 Outs.....	30
w/ 1 Out.....	25
w/ 2 Outs.....	33
Solo.....	37
Two-Run.....	32
Three-Run.....	13
Grand Slam.....	6
Leadoff.....	15
Back-To-Back.....	5
Walk-Off.....	5
Pinch-Hit.....	0
Before 7th Inning.....	65
7th Inning and Beyond.....	23
Current Streak of Consecutive Games with HR.....	0
Longest Streak of Consecutive Games with HR.....	10
Opponent HR Total.....	37
Last HR Given Up.....	Solo
Current Streak of No HR Allowed.....	0
Longest Stretch without HR Allowed.....	5

COMEBACKS

defined as any win when trailing after an inning

Date / Opponent	Score (Inn.)	Final
Feb. 22 / #22 TCU	0-1 (6)	W, 2-1
Feb. 28 / Charlotte	1-5 (3)	W, 11-10
March 15 / at #13 Ole Miss	1-2 (4)	W, 12-3
March 16 / at #13 Ole Miss	8-9 (8)	W, 12-9
March 30 / at #14 Vanderbilt	2-3 (7)	W, 7-3
April 8 / Arkansas State	1-2 (4)	W, 7-3
April 11 / at #7 Georgia	0-3 (3)	W, 13-3
April 18 / Texas A&M (DH-1)	2-4 (2)	W, 11-5

BLOWN LEADS

defined as any loss when leading after an inning

Date / Opponent	Score (Inn.)	Final
March 25 / Missouri State	13-8 (8)	L, 14-13 (10)

TEAM GAME HIGHS

Team Batting

At bats:	44	at #13 Ole Miss (March 16)
	44	vs. Missouri State (March 25)
	44	at #7 Georgia (April 13)
Runs scored:	21	vs. Missouri (April 5)
Hits:	18	vs. UAPB (April 15)
RBI:	20	vs. Missouri (April 5)
Doubles:	6	vs. Washington State (Feb. 14)
Triples:	1	(6 times)
Home runs:	5	vs. Portland (March 7)
	5	at #13 Ole Miss (March 15)
	5	vs. South Carolina (March 23)
Total bases:	33	vs. UAPB (April 15)
Walks:	14	vs. Missouri (April 5)
Strikeouts:	15	at #7 Georgia (April 13)
Sac hits:	2	vs. South Carolina (March 23)
	2	at #14 Vanderbilt (March 29)
Sac flies:	2	(5 times)
Stolen bases:	3	vs. Washington State (Feb. 14)
	3	vs. Arkansas State (April 8)
Hit by pitch:	4	vs. South Carolina (March 22)
	4	vs. Missouri (April 5)
Caught stealing:	2	vs. Charlotte (March 2)
	2	vs. Oral Roberts (March 19)
	2	vs. Arkansas State (April 8)
Runners LOB:	12	vs. Grambling (Feb. 25)
	12	vs. Oral Roberts (March 18)
	12	vs. Missouri (April 5)
Hit into DP:	3	vs. Oral Roberts (March 18)

Fielding

Putouts:	35	at #7 Georgia (April 13)
Assists:	14	vs. Kansas State (Feb. 21 in Arlington, Texas)
	14	vs. South Carolina (March 23)
Errors:	2	(8 times)
Passed balls:	1	(5 times)
DPs turned:	3	vs. South Carolina (March 22)

Pitching

Innings pitched:	11.2	at #7 Georgia (April 13)
Runs allowed:	14	vs. Missouri State (March 25)
Earned runs:	12	vs. Missouri State (March 25)
Walks allowed:	8	at #13 Ole Miss (March 16)
Strikeouts:	19	vs. Missouri State (March 25)
Hits allowed:	15	vs. Charlotte (Feb. 28)
Doubles allowed:	6	at #13 Ole Miss (March 14)
Triples allowed:	1	vs. Washington State (Feb. 15)
	1	vs. Charlotte (Feb. 28)
	1	vs. Portland (March 7)
Homers allowed:	4	at #13 Ole Miss (March 16)
	4	vs. Missouri State (March 25)
Wild pitches:	3	(4 times)
Hit batters:	3	(4 times)

INDIVIDUAL GAME HIGHS

Individual Batting

At bats:	6	(7 times)
Runs scored:	5	Wehiwa Aloy vs. Portland (March 7)
Hits:	4	(7 times)
RBI:	8	Brent Iredale vs. Portland (March 7)
Doubles:	3	Reese Robinett vs. UAPB (April 15)
Triples:	1	(6 times)
Home runs:	2	(11 times)
Total bases:	10	Brent Iredale vs. Portland (March 7)
	10	Cam Kozeal vs. Missouri (April 6)
Walks:	3	(4 times)
Strikeouts:	4	Kuhio Aloy vs. Missouri (April 5)
Sac hits:	1	(12 times)
Sac flies:	1	(20 times)
Stolen bases:	3	Nolan Souza vs. Arkansas State (April 8)
Hit by pitch:	2	Wehiwa Aloy vs. Washington State (Feb. 14)
	2	Brent Iredale vs. Oral Roberts (March 19)
	2	Logan Maxwell vs. South Carolina (March 22)
Caught stealing:	1	(12 times)
Runners LOB:	6	Kuhio Aloy vs. Missouri (April 6)

Fielding

Putouts:	18	Ryder Helfrick at #7 Georgia (April 13)
Assists:	6	Wehiwa Aloy vs. South Carolina (March 22)
	6	Wehiwa Aloy vs. Arkansas State (April 8)
Errors:	2	Wehiwa Aloy vs. Michigan (Feb. 23 in Arlington, Texas)
	2	Brent Iredale vs. Texas A&M (April 17)
Passed balls:	1	(5 times)

Pitching

Innings pitched:	7.2	Zach Root at #14 Vanderbilt (March 28)
Runs allowed:	9	Gabe Gaeckle vs. Charlotte (Feb. 28)
Earned runs:	9	Gabe Gaeckle vs. Charlotte (Feb. 28)
Walks allowed:	4	Gabe Gaeckle vs. Kansas State (Feb. 21 in Arlington, Texas)
Strikeouts:	10	Zach Root vs. #22 TCU (Feb. 22 in Arlington, Texas)
	10	Zach Root vs. Portland (March 8)
Hits allowed:	10	Gabe Gaeckle vs. Charlotte (Feb. 28)
	10	Zach Root at #13 Ole Miss (March 14)
Doubles allowed:	4	Zach Root at #13 Ole Miss (March 14)
Triples allowed:	1	Gage Wood vs. Washington State (Feb. 15)
	1	Gabe Gaeckle vs. Charlotte (Feb. 28)
	1	Gabe Gaeckle vs. Portland (March 7)
Homers allowed:	2	(5 times)
Wild pitches:	2	(7 times)
Hit batters:	2	Christian Foutch vs. Charlotte (Feb. 28)
	2	Landon Beidelschies at #14 Vanderbilt (March 30)
	2	Tate McGuire vs. Grambling (April 1 in North Little Rock, Ark.)



Zach Root has matched his career high in strikeouts (10) twice this season: vs. #22 TCU (Feb. 22) in the Amegy College Baseball Series at Globe Life Field in Arlington, Texas & vs. Portland (March 8).

THE LAST TIME AN ARKANSAS PLAYER...

4 hits in a game.....	Kuhio Aloy vs. UAPB, April 15, 2025
5 hits in a game.....	Peyton Stovall vs. Missouri State, May 1, 2024
6 hits in a game.....	Jeremy Jackson vs. Northeastern (Okla.), April 16, 1997
Multiple hits in six consecutive games.....	Charles Davalan at #13 Ole Miss, vs. Oral Roberts & vs. South Carolina, March 14-21, 2025
Multiple hits in seven consecutive games.....	Kuhio Aloy vs. Grambling, vs. Charlotte, vs. ULM & vs. Portland, Feb. 25-March 7, 2025
2 hits in an inning.....	Ryder Helfrick (1B, 1B) & Wehiwa Aloy (2B, 3B) vs. Oral Roberts (4th), March 19, 2025
2 doubles in an inning.....	Harold Coll vs. SEMO (6th), March 21, 2023
2 extra-base hits in an inning.....	Wehiwa Aloy (2B, 3B) vs. Oral Roberts (4th), March 19, 2025
Reached base twice in an inning.....	Gabe Fraser (BB, BB) at #7 Georgia (9th), April 11, 2025
2 doubles in a game.....	Cam Kozeal at #7 Georgia, April 12, 2025
3 doubles in a game.....	Reese Robinett vs. UAPB, April 15, 2025
4 doubles in a game.....	Rodney Nye vs. Louisiana Tech, March 31, 1998
3 consecutive at-bats with a double.....	Hudson White vs. James Madison, Feb. 17-18, 2024
4 consecutive games with a double.....	Cam Kozeal vs. Missouri & vs. Arkansas State, April 5-8, 2025
Led off a game with a triple.....	Braydon Webb vs. #2 Stanford (College World Series), June 18, 2022
2 triples in a game.....	Jax Biggers vs. Auburn (SEC Tournament), May 25, 2017
Led off a game with a home run.....	Peyton Stovall vs. Texas Tech, April 17, 2024
2 home runs in a game.....	Justin Thomas Jr. (Solo, 2R) vs. Texas A&M [DH-1], April 18, 2025
3 home runs in a game.....	Chad Spanberger (Solo, 2R, GS) vs. Auburn (SEC Tournament), May 25, 2017
2 home runs in an SEC Tournament game.....	Peyton Holt (3R, Solo) vs. #2 Kentucky (SEC Tournament), May 23, 2024
2 home runs in an NCAA Tournament game.....	Ben McLaughlin (3R, 3R) & Hudson White (Solo, 3R) vs. SEMO (NCAA Regional), May 31, 2024
Grand slam.....	Gabe Fraser vs. Missouri State, March 25, 2025
Grand slam in consecutive games.....	Cayden Wallace vs. UIC, March 12-13, 2022
Grand slam in an SEC Tournament game.....	Jared Wegner vs. Texas A&M (SEC Tournament), May 24, 2023
HR in consecutive at-bats.....	Justin Thomas Jr. vs. Texas A&M [DH-1], April 18, 2025
HR in 2 straight games.....	Wehiwa Aloy vs. Texas A&M, April 17-18, 2025
HR in 3 straight games.....	Wehiwa Aloy vs. UAPB & Texas A&M, April 15-18, 2025
HR in 4 straight games.....	Wehiwa Aloy at Georgia, vs. UAPB & Texas A&M, April 13-18, 2025
HR in 5 straight games.....	Aaron Murphree vs. OSU, South Dakota State & Siena, March 2-8, 2008
HR in 6 straight games.....	Aaron Murphree vs. OSU, South Dakota State & Siena, March 2-9, 2008
Pinch-hit home run.....	Reese Robinett at #1 LSU, March 24, 2023
Pinch-hit home run in an SEC game.....	Reese Robinett at #1 LSU, March 24, 2023
Pinch-hit home run in an NCAA Tournament game.....	Charlie Welch vs. #19 Nebraska (NCAA Regional), June 7, 2021
Back-to-back home runs.....	Wehiwa Aloy (Solo) & Kuhio Aloy (Solo) at #13 Ole Miss, March 15, 2025
Back-to-back-to-back home runs.....	Charles Davalan (2R), Wehiwa Aloy (Solo) & Kuhio Aloy (Solo) at #13 Ole Miss, March 15, 2025
Walk-off home run (non-run rule).....	Kendall Diggs vs. Texas A&M (SEC Tournament), May 24, 2023
Walk-off home run in an SEC game.....	Kendall Diggs vs. Ole Miss, April 30, 2022
Walk-off home run in an SEC Tournament game.....	Kendall Diggs vs. Texas A&M (SEC Tournament), May 24, 2023
Inside-the-park home run.....	Casey Martin vs. Kentucky, May 3, 2019
Hit a home run from both sides of the plate in a game.....	Dylan Leach vs. UCA, April 5, 2022
Hit for the cycle.....	Dylan Leach vs. UCA, April 5, 2022
4 runs in a game.....	Wehiwa Aloy vs. Missouri [DH-2], April 6, 2024
5 runs in a game.....	Wehiwa Aloy vs. Portland, March 7, 2025
6 runs in a game.....	Trevor Ezell vs. Grambling, April 30, 2019
4 RBI in a game.....	Kuhio Aloy vs. UAPB, April 15, 2025
5 RBI in a game.....	Cam Kozeal vs. Missouri, April 5, 2025
6 RBI in a game.....	Cam Kozeal vs. Missouri [DH-2], April 6, 2024
7 RBI in a game.....	Charles Davalan vs. Missouri [DH-1], April 6, 2024
8 RBI in a game.....	Brent Iredale vs. Portland, March 7, 2025
9 RBI in a game (program record).....	Ryan Lundquist vs. Central Missouri St., March 4, 1997

THE LAST TIME AN ARKANSAS PLAYER...

2 walks in an inning.....	Gabe Fraser at #7 Georgia (9th), April 11, 2025
4 walks in a game.....	Braydon Webb vs. Mississippi State, April 1, 2022
5 walks in a game (program record).....	Jared Wegner vs. Louisiana Tech, March 12, 2023
Hit by 2 pitches in an inning.....	Logan Maxwell vs. South Carolina (1st), March 22, 2025
2 stolen bases in a game.....	Wehiwa Aloy vs. Grambling, April 1, 2025
3 stolen bases in a game.....	Nolan Souza vs. Arkansas State, April 8, 2025
4 stolen bases in a game.....	Logan Forsythe vs. Ole Miss, May 19, 2007
Stole home.....	Bobby Wernes vs. Ole Miss, March 28, 2015
2 errors in a game.....	Brent Iredale vs. Texas A&M, April 17, 2025
3 errors in a game.....	Bobby Wernes at LSU, April 12, 2014
4 errors in a game.....	Chris Shaddy vs. TCU, April 27, 1980
No-hitter (9 innings).....	Scott Roehl vs. Kansas St., March 20, 2001
Combined no-hitter (9 innings).....	Nick Schmidt (6.0 IP), Brian McLelland (1.0 IP) & Devin Collis (2.0 IP) vs. Oklahoma State, February 12, 2006
Combined no-hitter (7 innings).....	Dominic Taccolini (2.0 IP), Matt Cronin (3.0 IP) & Josh Alberius (2.0 IP) vs. Auburn (SEC Tournament), May 25, 2017
1-hitter (9 innings).....	Brett Eibner vs. Georgia, April 19, 2009
1-hitter (7 innings).....	Trevor Stephan (7.0 IP) at Tennessee, May 6, 2017
Combined 1-hitter (9 innings).....	Brady Tygart (4.2 IP) & Will McEntire (4.1 IP) vs. Missouri, March 16, 2024
Combined 1-hitter (7 innings).....	Colin Fisher (2.0 IP), Tate McGuire (3.0 IP), Dylan Carter (1.0 IP) & Steele Eaves (1.0) vs. Oral Roberts, March 19, 2025
2-hitter (9 innings).....	Keaton McKinney vs. Alabama (SEC Tournament), May 2, 2014
2-hitter (7 innings).....	Kacey Murphy vs. Florida (SEC Tournament), May 27, 2017
Combined 2-hitter (9 innings).....	Ben Bybee (5.0 IP), Christian Foutch (1.0 IP), Gage Wood (1.0 IP), Hunter Dietz (0.1 IP) & Stone Hewlett (1.2 IP) vs. San Jose State, April 9, 2024
Combined 2-hitter (7 innings).....	Ben Bybee (3.0 IP), Dylan Carter (2.0 IP), Christian Foutch (1.0 IP) & Stone Hewlett (1.0 IP) vs. Little Rock, March 26, 2024
3-hitter (9 innings).....	Will McEntire (9.0 IP) vs. Louisiana Tech, March 11, 2023
3-hitter (7 innings).....	N/A
Combined 3-hitter (9 innings).....	Zach Root (7.2 IP), Aiden Jimenez (0.1 IP) & Dylan Carter (1.1 IP) at #14 Vanderbilt, March 28, 2025
Combined 3-hitter (7 innings).....	Zach Root (5.0 IP), Dylan Carter (1.0 IP) & Will McEntire (1.0 IP) vs. Missouri, April 5, 2025
Complete game (9 innings).....	Hunter Hollan vs. #6 South Carolina, May 14, 2023
Complete game (7 innings).....	Zach Root vs. South Carolina, March 21, 2025
Complete game (10 innings).....	Dominic Taccolini at #12 Kentucky, April 22, 2016
Complete-game shutout (9 innings).....	Dominic Taccolini at #12 Kentucky, April 22, 2016
Complete-game shutout (7 innings).....	Kacey Murphy vs. Florida (SEC Tournament), May 27, 2017
10-inning or more start.....	Dominic Taccolini at #12 Kentucky (10 innings), April 22, 2016
Had 10 strikeouts.....	Zach Root vs. Portland, March 8, 2025
Had 11 strikeouts.....	Hagen Smith #14 Mississippi State, May 10, 2024
Had 12 strikeouts.....	Hagen Smith at #23 Auburn, March 21, 2024
Had 13 strikeouts.....	Isaiah Campbell vs. Stony Brook, March 1, 2019
Had 14 strikeouts.....	Hagen Smith at #5 Texas A&M, May 16, 2024
Had 15 strikeouts.....	Nick Schmidt vs. Auburn, May 18, 2006
Had 16 strikeouts.....	David Walling vs. Eastern Illinois, Feb. 20, 1998
Had 17 strikeouts (program record).....	Hagen Smith vs. #7 Oregon State, Feb. 23, 2024
Had 10 or more strikeouts in two consecutive outings.....	Hagen Smith vs. #14 Mississippi State (11) & at #5 Texas A&M (14), May 10-16, 2024
Had 10 or more strikeouts in three consecutive outings.....	Hagen Smith at #8 Kentucky (14), vs. #14 Mississippi State (11) & at #5 Texas A&M (14), May 3-16, 2024
Had 10 or more strikeouts in four consecutive outings.....	Hagen Smith vs. Florida (11), at #8 Kentucky (14), vs. #14 Mississippi State (11) & at #5 Texas A&M (15), April 26-May 16, 2024
Had 10 or more strikeouts in five consecutive outings.....	H. Smith at #20 S Carolina (11), vs. Florida (11), at #8 Kentucky (14), vs. #14 Mississippi St (11) & at #5 Texas A&M (14), April 19-May 16, 2024
Had 12 or more strikeouts in consecutive outings.....	Hagen Smith vs. #7 Oregon State (17) & Murray State (12), Feb. 23-March 1, 2024
Had four strikeouts in an inning.....	Stone Hewlett vs. UCA, March 5, 2024
Threw an immaculate inning (9 pitches, 9 strikes, 3 strikeouts).....	Parker Coil vs. Charlotte, March 2, 2025
Consecutive starts of seven or more innings.....	Zach Root vs. South Carolina (7.0 IP) & at #14 Vanderbilt (7.2 IP), March 21-28, 2025
Pitched in five consecutive games.....	Stone Hewlett at #23 Auburn, vs. Little Rock & vs. #8 LSU, March 22-29, 2024

THE LAST TIME AN ARKANSAS TEAM...

Scored 10 runs	vs. Portland, March 8, 2025
Scored 11 runs	vs. Texas A&M [DH-1], April 18, 2025
Scored 12 runs	vs. South Carolina, March 22, 2025
Scored 13 runs	vs. UAPB, April 15, 2025
Scored 14 runs	vs. Missouri [DH-1], April 6, 2025
Scored 15 runs	vs. ULM, March 5, 2025
Scored 16 runs	vs. Missouri [DH-2], April 6, 2025
Scored 17 runs	vs. SEMO (NCAA Regional), May 31, 2024
Scored 18 runs	vs. McNeese, March 10, 2024
Scored 19 runs	vs. Northwestern State, April 23, 2019
Scored 20 runs	vs. Portland, March 7, 2025
Scored 21 runs	vs. Missouri, April 5, 2025
Scored 22 runs	vs. Louisiana Tech, Feb. 14, 2004
Scored 23 runs	Never
Scored 24 runs	Missouri Southern, Feb. 11, 1998
Scored 25 runs	Missouri Southern, Feb. 4, 2001
Scored 26 runs	vs. UAPB, April 14, 2021
Scored 27 runs	Never
Scored 28 runs	vs. Wisconsin-Milwaukee (DH-2), Feb. 18, 2007
Scored 29 runs	Morningside, April 6, 1968
Scored 30 runs	at South Carolina, March 30, 1997
Scored 31 runs	Never
Scored 32 runs	vs. Bucknell, Feb. 17, 2018
Scored 33 runs	vs. Southwest Baptist, March 21, 1984
Scored 20 or more runs against an SEC opponent	vs. Missouri (21), April 5, 2025
Scored 30 or more runs against an SEC opponent	at South Carolina (30), March 30, 1997
Scored 50 or more runs in an SEC weekend series	51 vs. Missouri, April 5-6, 2025
Scored 4 runs in an inning	vs. Missouri [DH-2] (6th), April 6, 2025
Scored 5 runs in an inning	vs. Missouri [DH-2] (1st & 3rd), April 6, 2025
Scored 6 runs in an inning	vs. Texas A&M [DH-1] (5th), April 18, 2025
Scored 7 runs in an inning	at #7 Georgia (9th), April 11, 2025
Scored 8 runs in an inning	vs. South Carolina (1st), March 22, 2025
Scored 9 runs in an inning	vs. Arkansas State (3rd), April 2, 2024
Scored 10 runs in an inning	vs. Charlotte (4th), Feb. 28, 2025
Scored 11 runs in an inning	vs. UAPB (5th), April 14, 2021
Scored 12 runs in an inning	vs. Oral Roberts (4th), March 19, 2025
Scored 13 runs in an inning	Never
Scored 14 runs in an inning	vs. Saint Louis (1st), April 7, 2010
Had 10 hits	at #13 Ole Miss, March 14, 2025
Had 11 hits	at #7 Georgia, April 12, 2025
Had 12 hits	vs. Texas A&M [DH-1], April 18, 2025
Had 13 hits	vs. South Carolina, March 23, 2025
Had 14 hits	vs. Missouri, April 5, 2025
Had 15 hits	vs. South Carolina, March 21, 2025
Had 16 hits	vs. Missouri [DH-1], April 6, 2025
Had 17 hits	vs. #16 NC State (NCAA Super Regional), June 11, 2021
Had 18 hits	vs. UAPB, April 15, 2025
Had 19 hits	vs. UCA, April 5, 2022
Had 20 hits	vs. Grambling, Feb. 27, 2024
Had 21 hits	vs. #2 Stanford (College World Series), June 18, 2022
Had 22 hits	at #6 Vanderbilt, April 14, 2019
Had 23 hits	Centenary, March 31, 1999
Had 24 hits	Georgia, March 17, 2001
Had 25 hits	at Centenary, March 23, 2005
Had 26-29 hits	28 at South Carolina, March 30, 1997
Had 30 hits	vs. Saint Louis, April 7, 2010
Had 31+ hits	32 vs. Southwest Baptist, March 21, 1984
Hit four home runs in a game	4 - Wehiwa Aloy (1), Zane Becker (1), Kuhio Aloy (1) & Cam Kozeal (1) vs. UAPB, April 15, 2025
Hit five home runs in a game	5 - Ryder Helfrick (2), Charles Davalan (1), Brent Iredale (1) & Justin Thomas Jr. (1) vs. South Carolina, March 23, 2025
Hit six home runs in a game	6 - Ben McLaughlin (2), Hudson White (2), Wehiwa Aloy (1) & Kendall Diggs (1) vs. SEMO (NCAA Regional), May 31, 2024
Hit seven home runs in a game	7 - Robert Moore (2), Jalen Battles (1), Chris Lanzilli (1), Brady Slavens (1), Michael Turner (1) & Cayden Wallace (1) vs. UCA, April 5, 2022
Hit eight or more home runs in a game	8 - Matt Goodheart (2), Brady Slavens (2), Cullen Smith (2) & Charlie Welch (2) vs. UAPB, April 14, 2021

THE LAST TIME AN ARKANSAS TEAM...

Hit two grand slams in a game.....	vs. Grambling, Feb. 27, 2024
Hit a grand slam in two consecutive games.....	vs. South Carolina & vs. Missouri State, March 23-25, 2025
Hit a grand slam in three consecutive games.....	vs. UIC & vs. Grambling, March 12-15, 2022
Had two brothers hit home runs in the same game.....	Wehiwa Aloy (2nd) & Kuhio Aloy (3rd) vs. UAPB, April 15, 2025
Had two brothers hit back-to-back home runs.....	Wehiwa Aloy (Solo) & Kuhio Aloy (Solo) at #13 Ole Miss, March 15, 2025
3 errors in a game.....	vs. #2 Kentucky (SEC Tournament), May 23, 2024
4 errors in a game.....	vs. Michigan, Feb. 25, 2024
5 errors in a game.....	vs. South Carolina (SEC Tournament), May 23, 2018
6 errors in a game.....	vs. Eastern Illinois, March 5, 2016
7 errors in a game.....	vs. LA Tech, March 20, 2001
Overcame a seven-run deficit to win.....	vs. Texas Tech, April 16, 2024
Overcame an eight-run deficit to win.....	vs. Charlotte, Feb. 28, 2025
Overcame a nine-run deficit to win.....	at Louisiana Tech, March 1, 2017
Four consecutive run-rule wins.....	vs. ULM & Portland, March 4-8, 2025
Shut out an opponent at home.....	vs. Portland, March 8, 2025
Shut out an opponent on the road.....	at #14 Vanderbilt, March 28, 2025
Shut out an SEC opponent at home.....	vs. Missouri, March 16, 2024
Shut out an SEC opponent on the road.....	at #14 Vanderbilt, March 28, 2025
Shut out by an SEC opponent at home.....	vs. #24 Vanderbilt, May 15, 2022
Shut out by an SEC opponent on the road.....	at #5 Texas A&M, May 16, 2024
Threw consecutive seven-inning shutouts.....	vs. UAPB (15-0, 6-0), April 12, 2022
Threw consecutive nine-inning shutouts.....	vs. Missouri (8-0, 6-0), March 15-16, 2024
Threw consecutive seven-inning shutouts against an SEC opponent.....	vs. South Carolina (2-0, 3-0) April 14, 2018
Threw-back-to-back nine-inning shutouts against an SEC opponent.....	vs. Missouri (8-0, 6-0), March 15-16, 2024
Most consecutive shutouts thrown.....	4, vs. Wisconsin, March 15-16, 1980
Struck out 20 or more opposing batters.....	at #5 Texas A&M (20), May 16, 2024
Struck out 23 or more opposing batters.....	vs. #7 Oregon State (23), Feb. 23, 2024
Struck out 25 or more opposing batters (program record).....	vs. Oklahoma State (25), Feb. 24, 2024
Struck out 10-plus opposing batters in 10 consecutive games.....	vs. #7 Oregon State, Oklahoma State, Michigan, Grambling, Murray State, UCA & McNeese, Feb. 23-March 9, 2024
Struck out 20-plus opposing batters in back-to-back games.....	vs. #7 Oregon State & Oklahoma State, Feb. 23-24, 2024
Had starting pitchers record double-digit strikeouts in three consecutive games.....	Hagen Smith (12), Brady Tygart (10) & Mason Molina (10) vs. Murray State, March 1-3, 2024
Was shut out.....	at #5 Texas A&M (1-0), May 16, 2024
Was shut out in back-to-back games.....	vs. LSU (7-0, 6-0), April 23-24, 2005
Held to 1 hit.....	vs. Missouri State, May 17, 2016
Held to 2 hits.....	vs. #24 Vanderbilt, May 15, 2022
Held to 3 hits.....	vs. #22 TCU, Feb. 22, 2025
Did not strikeout.....	vs. Eastern Illinois, Feb. 16, 2019
Swept an SEC home weekend series.....	vs. Missouri, April 5-6, 2025
Swept an SEC road weekend series.....	at #14 Vanderbilt, March 28-30, 2025
Was swept in an SEC home weekend series.....	vs. Alabama, May 13-15, 2016
Was swept in an SEC road weekend series.....	at Georgia, April 20-22, 2023
Swept a non-conference home weekend series.....	vs. Portland, March 7-9, 2025
Swept a non-conference road weekend series.....	at Northwestern State, Feb. 16-18, 1996
Was swept in a non-conference home weekend series.....	vs. Long Beach State, Feb. 25-27, 2000
Was swept in a non-conference road weekend series.....	at UNLV, March 19-21, 1994
Won an SEC home weekend series.....	vs. South Carolina, March 21-23, 2025
Won an SEC road weekend series.....	at #14 Vanderbilt, March 28-30, 2025
Lost an SEC home weekend series.....	vs. Texas A&M, April 17-18, 2025
Lost an SEC road weekend series.....	at #7 Georgia, April 11-13, 2025
Won a non-conference home weekend series.....	vs. Portland, March 7-9, 2025
Won a non-conference road weekend series.....	at Louisiana Tech, March 12-14, 2021
Lost a non-conference home weekend series.....	vs. South Alabama, Feb. 28-March 1, 2014
Lost a non-conference road weekend series.....	at Texas A&M, Feb. 27-29, 2004
Lost a midweek game.....	vs. Missouri State, March 25, 2025



||| HOME RUN CHART

No.	Player	Game	Date	Opponent	Pitcher	On Base	Inning	Outs	Count	Score	Final
1	Kuhio Aloy (1) !	2	Feb. 14	Washington State [DH-2]	RHP Miles Chandler	2	7th	0	3-1	11-2	W, 14-2 (7)
2	Brent Iredale (1) *	3	Feb. 15	Washington State	RHP Luke Meyers	0	4th	0	1-0	1-2	W, 5-2
3	Brent Iredale (2)	3	Feb. 15	Washington State	LHP Jake Tedesco	0	6th	1	1-2	2-2	W, 5-2
4	Wehiwa Aloy (1)	3	Feb. 15	Washington State	LHP Jake Tedesco	1	8th	0	0-0	3-2	W, 5-2
5	Kuhio Aloy (2) *	4	Feb. 17	Washington State	RHP Bryce Chambers	0	4th	0	0-2	0-0	W, 12-2 (7)
6	Wehiwa Aloy (2) *	5	Feb. 21	vs. Kansas State	LHP Jacob Frost	0	6th	0	2-2	0-2	L, 3-2
7	Kuhio Aloy (3)	5	Feb. 21	vs. Kansas State	LHP Jacob Frost	0	6th	1	3-2	1-2	L, 3-2
8	Wehiwa Aloy (3)	7	Feb. 23	vs. Michigan	RHP David Lally Jr.	0	5th	2	2-1	7-1	W, 8-6
9	Ryder Helfrick (1) ^	8	Feb. 25	Grambling	RHP Landon Clampit	1	5th	2	2-0	10-2	W, 14-3 (7)
10	Justin Thomas Jr. (1) ^	8	Feb. 25	Grambling	RHP Landon Clampit	0	5th	2	1-0	12-2	W, 14-3 (7)
11	Charles Davalan (1)	9	Feb. 28	Charlotte	RHP Mike Szturma	0	3rd	2	3-2	0-5	W, 11-10
12	Logan Maxwell (1) *	9	Feb. 28	Charlotte	RHP Mike Szturma	0	5th	0	0-1	1-9	W, 11-10
13	Logan Maxwell (2)	10	March 1	Charlotte	RHP Blake Gillespie	1	3rd	2	1-1	1-2	W, 8-5
14	Kuhio Aloy (4)	10	March 1	Charlotte	RHP Joseph Taylor	1	7th	2	1-0	6-5	W, 8-5
15	Cam Kozeal (1) *	12	March 4	ULM	LHP Brennan Eager	0	2nd	0	3-2	1-0	W, 14-1 (7)
16	Ryder Helfrick (2) *	12	March 4	ULM	RHP Zach Shaw	0	4th	0	0-1	3-0	W, 14-1 (7)
17	Brent Iredale (3)	12	March 4	ULM	RHP Zach Shaw	1	4th	1	3-1	7-0	W, 14-1 (7)
18	Kuhio Aloy (5) !	12	March 4	ULM	RHP Austin Ackel	3	7th	1	3-2	10-1	W, 14-1 (7)
19	Charles Davalan (2)	13	March 5	ULM	RHP Joey Cirelli	3	3rd	1	1-2	3-3	W, 15-3 (7)
20	Kendall Diggs (1)	13	March 5	ULM	RHP Daniel Gonzalez	0	4th	1	0-0	7-3	W, 15-3 (7)
21	Kuhio Aloy (6)	13	March 5	ULM	RHP Brandon Brewer	2	5th	1	0-2	9-3	W, 15-3 (7)
22	Nolan Souza (1) !	13	March 5	ULM	RHP Jace Duhon	2	7th	2	1-1	12-3	W, 15-3 (7)
23	Brent Iredale (4)	14	March 7	Portland	RHP Carter Gaston	2	2nd	1	2-1	7-2	W, 20-3 (7)
24	Nolan Souza (2)	14	March 7	Portland	RHP Carter Gaston	0	2nd	2	1-2	10-2	W, 20-3 (7)
25	Wehiwa Aloy (4)	14	March 7	Portland	RHP Carter Gaston	1	3rd	0	0-0	11-2	W, 20-3 (7)
26	Brent Iredale (5)	14	March 7	Portland	RHP JT Landwehr	2	5th	1	0-0	15-2	W, 20-3 (7)
27	Wehiwa Aloy (5)	14	March 7	Portland	RHP JT Landwehr	1	6th	2	3-1	18-2	W, 20-3 (7)
28	Justin Thomas Jr. (2)	15	March 8	Portland	RHP Kaden Segel	1	4th	2	1-1	3-0	W, 10-0 (7)
29	Wehiwa Aloy (6)	15	March 8	Portland	RHP Kaden Segel	1	4th	2	1-0	5-0	W, 10-0 (7)
30	Charles Davalan (3)	15	March 8	Portland	RHP Kaden Segel	0	6th	2	2-2	7-0	W, 10-0 (7)
31	Kendall Diggs (2) !	15	March 8	Portland	RHP Nolan Umlandt	1	7th	2	0-1	8-0	W, 10-0 (7)
32	Brent Iredale (6)	16	March 9	Portland	LHP Ryan Rembisz	2	1st	1	0-1	0-0	W, 5-3
33	Ryder Helfrick (3) *	16	March 9	Portland	LHP Ryan Rembisz	0	2nd	0	3-1	3-1	W, 5-3
34	Brent Iredale (7)	17	March 11	UCA	RHP Perry Titlow	1	2nd	0	1-0	0-0	W, 9-2
35	Kuhio Aloy (7)	17	March 11	UCA	RHP Jake Jones	1	3rd	2	1-0	2-0	W, 9-2
36	Cam Kozeal (2)	17	March 11	UCA	RHP Gavin Alveti	2	4th	2	0-1	6-1	W, 9-2
37	Logan Maxwell (3)	18	March 14	at #13 Ole Miss	RHP Mason Morris	0	7th	1	0-0	4-10	L, 10-6
38	Charles Davalan (4)	18	March 14	at #13 Ole Miss	RHP Mason Morris	0	9th	1	2-2	5-10	L, 10-6
39	Charles Davalan (5)	19	March 15	at #13 Ole Miss	RHP Riley Maddox	1	5th	0	0-1	1-2	W, 12-3
40	Wehiwa Aloy (7)	19	March 15	at #13 Ole Miss	RHP Will McCausland	0	5th	0	0-1	3-2	W, 12-3
41	Kuhio Aloy (8)	19	March 15	at #13 Ole Miss	RHP Will McCausland	0	5th	0	0-0	4-2	W, 12-3
42	Logan Maxwell (4) *	19	March 15	at #13 Ole Miss	RHP Landon Waters	0	9th	0	1-2	9-3	W, 12-3
43	Nolan Souza (3)	19	March 15	at #13 Ole Miss	RHP Landon Waters	0	9th	0	1-1	10-3	W, 12-3
44	Wehiwa Aloy (8)	20	March 16	at #13 Ole Miss	RHP Brayden Jones	1	6th	2	0-0	5-4	W, 12-3
45	Wehiwa Aloy (9)	20	March 16	at #13 Ole Miss	RHP Connor Spencer	2	9th	2	0-1	9-9	W, 12-3
46	Nolan Souza (4)	22	March 19	Oral Roberts	RHP Price Allman	1	4th	0	1-1	3-0	W, 16-0 (7)
47	Logan Maxwell (5)	22	March 19	Oral Roberts	RHP Hudson Hart	1	4th	2	2-2	13-0	W, 16-0 (7)
48	Logan Maxwell (6)	23	March 21	South Carolina	RHP Matthew Becker	1	4th	1	1-1	5-0	W, 12-2 (7)
49	Wehiwa Aloy (10) !	23	March 21	South Carolina	LHP Aydin Palmer	2	7th	1	3-1	9-2	W, 12-2 (7)
50	Brent Iredale (8)	24	March 22	South Carolina	LHP Jake McCoy	2	1st	2	0-2	0-0	W, 12-3
51	Charles Davalan (6)	24	March 22	South Carolina	RHP Roman Kimball	1	3rd	0	2-1	8-3	W, 12-3
52	Ryder Helfrick (4)	25	March 23	South Carolina	LHP Jarvis Evans	0	2nd	2	0-0	0-2	W, 11-4
53	Charles Davalan (7)	25	March 23	South Carolina	LHP Jarvis Evans	0	3rd	1	3-1	1-2	W, 11-4
54	Justin Thomas Jr. (3)	25	March 23	South Carolina	RHP Brendan Sweeney	1	8th	0	0-2	4-4	W, 11-4
55	Brent Iredale (9)	25	March 23	South Carolina	RHP Ryder Garino	3	8th	1	0-0	6-4	W, 11-4
56	Ryder Helfrick (5)	25	March 23	South Carolina	RHP Ryder Garino	0	8th	2	0-1	10-4	W, 11-4
57	Gabe Fraser (1)	26	March 25	Missouri State	RHP Jason Schaaf	3	4th	2	0-0	1-4	L, 14-13 (10)

* - indicates leadoff home run / ^ - indicates back-to-back home run / ! - indicates walk-off home run / + - indicates pinch-hit home run

HOME RUN CHART |||



No.	Player	Game	Date	Opponent	Pitcher	On Base	Inning	Outs	Count	Score	Final
58	Logan Maxwell (7) *	27	March 28	at #14 Vanderbilt	LHP JD Thompson	0	4th	0	2-2	1-0	W, 9-0
59	Cam Kozeal (3)	27	March 28	at #14 Vanderbilt	LHP JD Thompson	1	4th	0	0-2	2-0	W, 9-0
60	Cam Kozeal (4)	27	March 28	at #14 Vanderbilt	LHP JD Thompson	0	6th	2	1-2	4-0	W, 9-0
61	Cam Kozeal (5)	28	March 29	at #14 Vanderbilt	RHP Cody Bowker	1	2nd	1	1-2	0-0	W, 6-4
62	Justin Thomas Jr. (4) *	28	March 29	at #14 Vanderbilt	RHP Sawyer Hawks	0	7th	0	1-2	2-2	W, 6-4
63	Charles Davalan (8)	29	March 30	at #14 Vanderbilt	RHP Connor Fennell	1	3rd	1	0-0	0-0	W, 7-3
64	Charles Davalan (9) *	29	March 30	at #14 Vanderbilt	RHP Alex Kranzler	0	8th	0	2-2	2-3	W, 7-3
65	Logan Maxwell (8)	29	March 30	at #14 Vanderbilt	RHP Alex Kranzler	0	8th	1	0-0	3-3	W, 7-3
66	Logan Maxwell (9) *	31	April 5	Missouri	RHP Kaden Jacobi	0	3rd	0	1-1	2-2	W, 21-3 (7)
67	Brent Iredale (10)	31	April 5	Missouri	RHP Kaden Jacobi	1	4th	2	3-2	4-2	W, 21-3 (7)
68	Charles Davalan (10)	32	April 6	Missouri [DH-1]	LHP Brady Kehlenbrink	2	2nd	1	1-0	1-2	W, 14-4 (7)
69	Charles Davalan (11)	32	April 6	Missouri [DH-1]	RHP Brock Lucas	3	4th	1	0-1	8-4	W, 14-4 (7)
70	Carson Boles (1)	33	April 6	Missouri [DH-2]	LHP Tony Neubeck	2	1st	2	1-0	2-1	W, 16-2 (7)
71	Cam Kozeal (6)	33	April 6	Missouri [DH-2]	RHP PJ Green	1	2nd	0	0-1	5-1	W, 16-2 (7)
72	Cam Kozeal (7)	33	April 6	Missouri [DH-2]	RHP PJ Green	3	3rd	1	2-2	8-2	W, 16-2 (7)
73	Charles Davalan (12)	34	April 8	Arkansas State	LHP Carson Keithley	2	5th	2	1-1	1-2	W, 7-3
74	Kuhio Aloy (9)	34	April 8	Arkansas State	RHP Cooper Garrison	1	6th	2	1-1	4-3	W, 7-3
75	Wehiwa Aloy (11) *	35	April 11	at #7 Georgia	RHP Eric Hammond	0	8th	0	3-1	4-3	W, 13-3
76	Ryder Helfrick (6)	36	April 12	at #7 Georgia	RHP Kolten Smith	0	2nd	2	2-0	0-3	L, 7-6
77	Kuhio Aloy (10)	36	April 12	at #7 Georgia	RHP DJ Radtke	1	8th	1	0-0	3-7	L, 7-6
78	Ryder Helfrick (7)	37	April 13	at #7 Georgia	RHP Leighton Finley	0	4th	2	1-1	1-4	L, 7-6 (12)
79	Ryder Helfrick (8) *	37	April 13	at #7 Georgia	RHP Tyler McLoughlin	0	9th	0	0-0	3-5	L, 7-6 (12)
80	Wehiwa Aloy (12)	37	April 13	at #7 Georgia	RHP Tyler McLoughlin	0	9th	2	2-1	4-5	L, 7-6 (12)
81	Wehiwa Aloy (13)	38	April 15	UAPB	RHP Chris Bedgood	1	2nd	1	0-1	3-1	W, 13-3 (8)
82	Zane Becker (1)	38	April 15	UAPB	LHP Jayden Brown	1	3rd	0	3-1	6-3	W, 13-3 (8)
83	Kuhio Aloy (11)	38	April 15	UAPB	LHP Jayden Brown	1	3rd	2	1-1	8-3	W, 13-3 (8)
84	Cam Kozeal (8)	38	April 15	UAPB	RHP Darrius Brown	1	8th	1	0-0	10-3	W, 13-3 (8)
85	Wehiwa Aloy (14)	39	April 17	Texas A&M	LHP Ryan Prager	1	3rd	0	0-1	2-4	L, 7-4
86	Wehiwa Aloy (15) *	40	April 18	Texas A&M [DH-1]	LHP Justin Lamkin	0	3rd	0	1-1	2-4	W, 11-5
87	Justin Thomas Jr. (5)	40	April 18	Texas A&M [DH-1]	LHP Justin Lamkin	0	4th	2	1-2	3-4	W, 11-5
88	Justin Thomas Jr. (6)	40	April 18	Texas A&M [DH-1]	RHP Brad Rudis	1	5th	2	3-2	8-4	W, 11-5

* - indicates leadoff home run / ^ - indicates back-to-back home run / ! - indicates walk-off home run / + - indicates pinch-hit home run



HOME RUN DATA CHART

No.	Player	Game	Date	Opponent	Pitcher	Location	Distance	Launch Angle	Exit Velo
1	Kuhio Aloy (1)	2	Feb. 14	Washington State [DH-2]	RHP Miles Chandler	LF	386 feet	31.7 degrees	110 mph
2	Brent Iredale (1)	3	Feb. 15	Washington State	RHP Luke Meyers	LF	391 feet	25.3 degrees	109 mph
3	Brent Iredale (2)	3	Feb. 15	Washington State	LHP Jake Tedesco	LF	401 feet	32.5 degrees	103 mph
4	Wehiwa Aloy (1)	3	Feb. 15	Washington State	LHP Jake Tedesco	RC	414 feet	31.4 degrees	105 mph
5	Kuhio Aloy (2)	4	Feb. 17	Washington State	RHP Bryce Chambers	LF	340 feet	21.6 degrees	98 mph
6	Wehiwa Aloy (2)	5	Feb. 21	vs. Kansas State	LHP Jacob Frost	RF	360 feet	34.9 degrees	102 mph
7	Kuhio Aloy (3)	5	Feb. 21	vs. Kansas State	LHP Jacob Frost	LF	435 feet	23.1 degrees	112 mph
8	Wehiwa Aloy (3)	7	Feb. 23	vs. Michigan	RHP David Lally Jr.	RL	350 feet	29.1 degrees	102 mph
9	Ryder Helfrick (1)	8	Feb. 25	Grambling	RHP Landon Clampit	LF	426 feet	27.5 degrees	107 mph
10	Justin Thomas Jr. (1)	8	Feb. 25	Grambling	RHP Landon Clampit	LF	417 feet	28.3 degrees	108 mph
11	Charles Davalan (1)	9	Feb. 28	Charlotte	RHP Mike Szturma	LF	358 feet	29.3 degrees	92 mph
12	Logan Maxwell (1)	9	Feb. 28	Charlotte	RHP Mike Szturma	RC	387 feet	27.9 degrees	101 mph
13	Logan Maxwell (2)	10	March 1	Charlotte	RHP Blake Gillespie	CF	410 feet	21.3 degrees	103 mph
14	Kuhio Aloy (4)	10	March 1	Charlotte	RHP Joseph Taylor	CF	412 feet	19.6 degrees	111 mph
15	Cam Kozeal (1)	12	March 4	ULM	LHP Brennan Eager	LC	401 feet	21.1 degrees	103 mph
16	Ryder Helfrick (2)	12	March 4	ULM	RHP Zach Shaw	LF	379 feet	40.7 degrees	103 mph
17	Brent Iredale (3)	12	March 4	ULM	RHP Zach Shaw	LC	427 feet	30.4 degrees	109 mph
18	Kuhio Aloy (5)	12	March 4	ULM	RHP Austin Ackel	LF	447 feet	36.0 degrees	98 mph
19	Charles Davalan (2)	13	March 5	ULM	RHP Joey Cirelli	RC	416 feet	24.7 degrees	107 mph
20	Kendall Diggs (1)	13	March 5	ULM	RHP Daniel Gonzalez	RF	388 feet	29.4 degrees	103 mph
21	Kuhio Aloy (6)	13	March 5	ULM	RHP Brandon Brewer	LC	402 feet	17.8 degrees	107 mph
22	Nolan Souza (1)	13	March 5	ULM	RHP Jace Duhon	LC	420 feet	33.3 degrees	103 mph
23	Brent Iredale (4)	14	March 7	Portland	RHP Carter Gaston	LF	446 feet	27.8 degrees	108 mph
24	Nolan Souza (2)	14	March 7	Portland	RHP Carter Gaston	LF	338 feet	24.1 degrees	98 mph
25	Wehiwa Aloy (4)	14	March 7	Portland	RHP Carter Gaston	CF	437 feet	24.8 degrees	110 mph
26	Brent Iredale (5)	14	March 7	Portland	RHP JT Landwehr	RF	365 feet	37.6 degrees	100 mph
27	Wehiwa Aloy (5)	14	March 7	Portland	RHP JT Landwehr	LC	438 feet	20.0 degrees	113 mph
28	Justin Thomas Jr. (2)	15	March 8	Portland	RHP Kaden Segel	LC	398 feet	22.3 degrees	107 mph
29	Wehiwa Aloy (6)	15	March 8	Portland	RHP Kaden Segel	LF	389 feet	19.5 degrees	112 mph
30	Charles Davalan (3)	15	March 8	Portland	RHP Kaden Segel	RF	388 feet	31.7 degrees	100 mph
31	Kendall Diggs (2)	15	March 8	Portland	RHP Nolan Umlandt	RC	372 feet	27.6 degrees	98 mph
32	Brent Iredale (6)	16	March 9	Portland	LHP Ryan Rembisz	LC	382 feet	29.5 degrees	103 mph
33	Ryder Helfrick (3)	16	March 9	Portland	LHP Ryan Rembisz	RC	409 feet	33.3 degrees	107 mph
34	Brent Iredale (7)	17	March 11	UCA	RHP Perry Titlow	LL	403 feet	25.2 degrees	107 mph
35	Kuhio Aloy (7)	17	March 11	UCA	RHP Jake Jones	LC	408 feet	29.9 degrees	105 mph
36	Cam Kozeal (2)	17	March 11	UCA	RHP Gavin Alveti	LF	353 feet	32.0 degrees	98 mph
37	Logan Maxwell (3)	18	March 14	at #13 Ole Miss	RHP Mason Morris	LF	379 feet	31.4 degrees	101 mph
38	Charles Davalan (4)	18	March 14	at #13 Ole Miss	RHP Mason Morris	RC	397 feet	29.6 degrees	100 mph
39	Charles Davalan (5)	19	March 15	at #13 Ole Miss	RHP Riley Maddox	RF	398 feet	28.5 degrees	100 mph
40	Wehiwa Aloy (7)	19	March 15	at #13 Ole Miss	RHP Will McCausland	CF	432 feet	30.3 degrees	107 mph
41	Kuhio Aloy (8)	19	March 15	at #13 Ole Miss	RHP Will McCausland	LF	385 feet	20.3 degrees	110 mph
42	Logan Maxwell (4)	19	March 15	at #13 Ole Miss	RHP Landon Waters	RF	382 feet	38.4 degrees	102 mph
43	Nolan Souza (3)	19	March 15	at #13 Ole Miss	RHP Landon Waters	RF	341 feet	43.7 degrees	98 mph
44	Wehiwa Aloy (8)	20	March 16	at #13 Ole Miss	RHP Brayden Jones	LC	404 feet	21.4 degrees	111 mph
45	Wehiwa Aloy (9)	20	March 16	at #13 Ole Miss	RHP Connor Spencer	RF	346 feet	20.5 degrees	105 mph
46	Nolan Souza (4)	22	March 19	Oral Roberts	RHP Price Allman	LC	448 feet	24.4 degrees	106 mph
47	Logan Maxwell (5)	22	March 19	Oral Roberts	RHP Hudson Hart	RC	395 feet	32.3 degrees	102 mph
48	Logan Maxwell (6)	23	March 21	South Carolina	RHP Matthew Becker	RF	389 feet	26.4 degrees	106 mph
49	Wehiwa Aloy (10)	23	March 21	South Carolina	LHP Aydin Palmer	RF	370 feet	29.6 degrees	106 mph
50	Brent Iredale (8)	24	March 22	South Carolina	LHP Jake McCoy	LC	421 feet	29.9 degrees	111 mph
51	Charles Davalan (6)	24	March 22	South Carolina	RHP Roman Kimball	LF	347 feet	27.3 degrees	94 mph
52	Ryder Helfrick (4)	25	March 23	South Carolina	LHP Jarvis Evans	LC	399 feet	27.9 degrees	95 mph
53	Charles Davalan (7)	25	March 23	South Carolina	LHP Jarvis Evans	LC	380 feet	30.0 degrees	98 mph
54	Justin Thomas Jr. (3)	25	March 23	South Carolina	RHP Brendan Sweeney	LF	379 feet	41.2 degrees	99 mph
55	Brent Iredale (9)	25	March 23	South Carolina	RHP Ryder Garino	RF	344 feet	40.7 degrees	97 mph
56	Ryder Helfrick (5)	25	March 23	South Carolina	RHP Ryder Garino	LF	378 feet	44.0 degrees	103 mph
57	Gabe Fraser (1)	26	March 25	Missouri State	RHP Jason Schaaf	RF	377 feet	27.2 degrees	104 mph

LF - left field | LL - left field line | LC - left center field | CF - center field | RC - right center field | RF - right field | RL - right field line

HOME RUN DATA CHART |||



No.	Player	Game	Date	Opponent	Pitcher	Location	Distance	Launch Angle	Exit Velo
58	Logan Maxwell (7)	27	March 28	at #14 Vanderbilt	LHP JD Thompson	LF	389 feet	28.8 degrees	99 mph
59	Cam Kozeal (3)	27	March 28	at #14 Vanderbilt	LHP JD Thompson	RC	398 feet	27.7 degrees	100 mph
60	Cam Kozeal (4)	27	March 28	at #14 Vanderbilt	LHP JD Thompson	RF	368 feet	36.1 degrees	99 mph
61	Cam Kozeal (5)	28	March 29	at #14 Vanderbilt	RHP Cody Bowker	LF	402 feet	34.0 degrees	101 mph
62	Justin Thomas Jr. (4)	28	March 29	at #14 Vanderbilt	RHP Sawyer Hawks	LF	394 feet	36.8 degrees	101 mph
63	Charles Davalan (8)	29	March 30	at #14 Vanderbilt	RHP Connor Fennell	LF	376 feet	35.0 degrees	95 mph
64	Charles Davalan (9)	29	March 30	at #14 Vanderbilt	RHP Alex Kranzler	RF	395 feet	22.5 degrees	101 mph
65	Logan Maxwell (8)	29	March 30	at #14 Vanderbilt	RHP Alex Kranzler	LF	317 feet	47.5 degrees	92 mph
66	Logan Maxwell (9)	31	April 5	Missouri	RHP Kaden Jacobi	RF	376 feet	43.3 degrees	100 mph
67	Brent Iredale (10)	31	April 5	Missouri	RHP Kaden Jacobi	LF	388 feet	28.6 degrees	105 mph
68	Charles Davalan (10)	32	April 6	Missouri [DH-1]	LHP Brady Kehlenbrink	RF	356 feet	35.9 degrees	99 mph
69	Charles Davalan (11)	32	April 6	Missouri [DH-1]	RHP Brock Lucas	RC	399 feet	34.3 degrees	102 mph
70	Carson Boles (1)	33	April 6	Missouri [DH-2]	LHP Tony Neubeck	LC	396 feet	29.5 degrees	102 mph
71	Cam Kozeal (6)	33	April 6	Missouri [DH-2]	RHP PJ Green	RF	359 feet	32.2 degrees	95 mph
72	Cam Kozeal (7)	33	April 6	Missouri [DH-2]	RHP PJ Green	RF	365 feet	33.5 degrees	96 mph
73	Charles Davalan (12)	34	April 8	Arkansas State	LHP Carson Keithley	LF	341 feet	31.3 degrees	94 mph
74	Kuhio Aloy (9)	34	April 8	Arkansas State	RHP Cooper Garrison	RC	375 feet	27.5 degrees	102 mph
75	Wehiwa Aloy (11)	35	April 11	at #7 Georgia	RHP Eric Hammond	LF	405 feet	29.0 degrees	102 mph
76	Ryder Helfrick (6)	36	April 12	at #7 Georgia	RHP Kolten Smith	LF	421 feet	34.4 degrees	104 mph
77	Kuhio Aloy (10)	36	April 12	at #7 Georgia	RHP DJ Radtke	RF	362 feet	29.9 degrees	98 mph
78	Ryder Helfrick (7)	37	April 13	at #7 Georgia	RHP Leighton Finley	LF	382 feet	33.9 degrees	99 mph
79	Ryder Helfrick (8) *	37	April 13	at #7 Georgia	RHP Tyler McLoughlin	LF	425 feet	21.5 degrees	109 mph
80	Wehiwa Aloy (12)	37	April 13	at #7 Georgia	RHP Tyler McLoughlin	CF	441 feet	21.9 degrees	113 mph
81	Wehiwa Aloy (13)	38	April 15	UAPB	RHP Chris Bedgood	RC	360 feet	35.1 degrees	99 mph
82	Zane Becker (1)	38	April 15	UAPB	LHP Jayden Brown	LF	368 feet	28.1 degrees	99 mph
83	Kuhio Aloy (11)	38	April 15	UAPB	LHP Jayden Brown	LC	375 feet	35.8 degrees	102 mph
84	Cam Kozeal (8)	38	April 15	UAPB	RHP Darrius Brown	RF	339 feet	36.7 degrees	92 mph
85	Wehiwa Aloy (14)	39	April 17	Texas A&M	LHP Ryan Prager	LC	401 feet	30.2 degrees	103 mph
86	Wehiwa Aloy (15) *	40	April 18	Texas A&M [DH-1]	LHP Justin Lamkin	LF	448 feet	25.1 degrees	113 mph
87	Justin Thomas Jr. (5)	40	April 18	Texas A&M [DH-1]	LHP Justin Lamkin	LC	392 feet	22.3 degrees	104 mph
88	Justin Thomas Jr. (6)	40	April 18	Texas A&M [DH-1]	RHP Brad Rudis	LC	395 feet	22.3 degrees	109 mph

LF - left field / LL - left field line / LC - left center field / CF - center field / RC - right center field / RF - right field / RL - right field line



||| TEAM PITCHING GAME-BY-GAME

STARTERS GAME-BY-GAME

Opponent	W-L	IP	H	R	ER	BB	SO
WSU [DH-1]	--	5.0	1	0	0	1	7
WSU [DH-2]	W	5.0	2	1	1	1	8
WSU	--	5.0	2	2	2	1	7
WSU	W	5.0	4	1	1	1	7
vs. Kansas State	--	5.2	5	2	2	4	2
vs. #22 TCU	--	5.0	2	1	1	2	10
vs. Michigan	--	2.0	2	1	0	0	6
Grambling	W	3.0	1	1	1	2	2
Charlotte	--	3.0	10	9	9	1	3
Charlotte	--	5.1	5	3	3	2	8
Charlotte	W	6.1	4	1	1	1	7
ULM	W	3.0	1	0	0	1	6
ULM	W	4.0	5	3	3	1	2
Portland	W	5.1	2	2	2	3	7
Portland	W	6.0	3	0	0	1	10
Portland	W	5.0	8	3	3	0	6
UCA	W	3.0	1	0	0	0	3
at #13 Ole Miss *	L	3.0	10	7	7	2	3
at #13 Ole Miss *	--	4.0	1	2	2	3	8
at #13 Ole Miss *	--	2.1	4	4	4	2	2
Oral Roberts	--	4.0	1	0	0	0	5
Oral Roberts	W	2.0	0	0	0	0	4
South Carolina *	W	7.0	6	2	2	1	7
South Carolina *	--	1.2	2	3	3	3	0
South Carolina *	--	5.0	5	2	2	2	3
Missouri State	--	3.0	2	3	3	3	6
at #14 Vanderbilt *	W	7.2	3	0	0	3	7
at #14 Vanderbilt *	--	5.2	6	2	2	0	7
at #14 Vanderbilt *	--	5.0	6	3	3	2	4
vs. Grambling	W	4.0	1	1	1	2	4
Missouri *	W	5.0	3	3	3	2	7
Missouri * [DH-1]	W	4.0	5	4	2	2	6
Missouri * [DH-2]	W	4.0	4	2	1	1	7
Arkansas State	--	3.0	5	2	2	1	2
at #7 Georgia *	--	5.2	5	3	3	3	7
at #7 Georgia *	L	2.0	6	5	5	1	2
at #7 Georgia *	--	5.0	4	4	4	1	6
UAPB	W	3.0	4	3	3	0	5
Texas A&M *	L	4.0	7	6	5	3	6
Texas A&M * [DH-1]	--	0.1	3	3	3	1	1
Texas A&M * [DH-2]	--	4.0	3	1	1	2	4

BULLPEN GAME-BY-GAME

Opponent	W-L	IP	H	R	ER	BB	SO
WSU [DH-1]	W	5.0	5	2	1	0	3
WSU [DH-2]	--	2.0	3	1	1	0	1
WSU	W	4.0	4	0	0	0	3
WSU	--	2.0	2	1	1	1	1
Kansas State	L	3.1	3	1	1	0	1
vs. #22 TCU	W	4.0	2	0	0	3	1
vs. Michigan	W	7.0	9	5	3	5	7
Grambling	--	4.0	3	3	2	1	5
Charlotte	W	6.0	5	1	1	0	9
Charlotte	W	3.2	3	2	2	2	7
Charlotte	--	2.2	2	2	2	0	5
ULM	--	4.0	5	1	1	1	6
ULM	--	3.0	0	0	0	0	4
Portland	--	1.2	4	1	1	0	1
Portland	--	1.0	1	0	0	0	1
Portland	--	4.0	2	0	0	0	2
UCA	--	6.0	6	2	2	3	10
at #13 Ole Miss *	--	5.0	4	3	3	3	5
at #13 Ole Miss *	W	5.0	3	1	1	0	10
at #13 Ole Miss *	W	6.2	6	5	5	6	8
Oral Roberts	W	5.0	6	1	1	2	3
Oral Roberts	--	5.0	1	0	0	1	3
South Carolina *	--	--	--	--	--	--	--
South Carolina *	W	7.1	5	0	0	0	5
South Carolina *	W	4.0	5	2	2	1	3
Missouri State	L	7.0	12	11	9	3	13
at #14 Vanderbilt *	--	1.1	0	0	0	1	1
at #14 Vanderbilt *	W	4.1	3	2	2	2	5
at #14 Vanderbilt *	W	4.0	2	0	0	1	7
vs. Grambling	--	5.0	5	3	3	2	7
Missouri *	--	2.0	0	0	0	0	4
Missouri * [DH-1]	--	3.0	1	0	0	0	4
Missouri * [DH-2]	--	3.0	0	0	0	1	5
Arkansas State	W	6.0	2	1	1	2	5
at #7 Georgia *	W	3.1	0	0	0	1	4
at #7 Georgia *	--	6.0	6	2	2	1	13
at #7 Georgia *	L	6.2	3	3	2	0	11
UAPB	--	5.0	2	0	0	1	5
Texas A&M *	--	5.0	2	1	1	0	6
Texas A&M * [DH-1]	W	8.2	7	2	2	4	12
Texas A&M * [DH-2]	L	5.0	8	8	8	3	3

STARTING PITCHER GAME-BY-GAME

Date / Opponent	Starting Pitcher
Feb. 14 / WSU [DH-1]	RHP Gabe Gaeckle
Feb. 14 / WSU [DH-2]	LHP Zach Root
Feb. 15 / WSU	RHP Gage Wood
Feb. 17 / WSU	LHP Landon Beidelschies
Feb. 21 / Kansas State	RHP Gabe Gaeckle
Feb. 22 / #22 TCU	LHP Zach Root
Feb. 23 / Michigan	RHP Gage Wood
Feb. 25 / Grambling	RHP Ben Bybee
Feb. 28 / Charlotte	RHP Gabe Gaeckle
March 1 / Charlotte	LHP Zach Root
March 2 / Charlotte	LHP Landon Beidelschies
March 4 / ULM	LHP Colin Fisher
March 5 / ULM	RHP Ben Bybee
March 7 / Portland	RHP Gabe Gaeckle
March 8 / Portland	LHP Zach Root
March 9 / Portland	LHP Landon Beidelschies
March 11 / UCA	LHP Colin Fisher
March 14 / at #13 Ole Miss *	LHP Zach Root
March 15 / at #13 Ole Miss *	RHP Gabe Gaeckle
March 16 / at #13 Ole Miss *	LHP Landon Beidelschies
March 18 / Oral Roberts	RHP Ben Bybee
March 19 / Oral Roberts	LHP Colin Fisher
March 21 / S Carolina *	LHP Zach Root
March 22 / S Carolina *	RHP Gabe Gaeckle
March 23 / S Carolina *	LHP Landon Beidelschies
March 25 / Missouri St.	LHP Colin Fisher
March 28 / at #14 Vandy *	LHP Zach Root
March 29 / at #14 Vandy *	RHP Gabe Gaeckle
March 30 / at #14 Vandy *	LHP Landon Beidelschies
April 1 / vs. Grambling	RHP Tate McGuire
April 5 / Missouri *	LHP Zach Root
April 6 / Missouri * [DH-1]	RHP Gabe Gaeckle
April 6 / Missouri * [DH-2]	LHP Landon Beidelschies
April 8 / Arkansas State	RHP Tate McGuire
April 11 / at #7 Georgia *	LHP Zach Root
April 12 / at #7 Georgia *	RHP Gabe Gaeckle
April 13 / at #7 Georgia *	LHP Landon Beidelschies
April 15 / UAPB	RHP Tate McGuire
April 17 / Texas A&M *	LHP Zach Root
April 18 / Texas A&M * [DH-1]	RHP Gage Wood
April 18 / Texas A&M * [DH-2]	LHP Landon Beidelschies



STARTER STATISTICS

Player	era	w-l	app	gs	cg	sho	sv	ip	h	r	er	bb	so	2b	3b	hr	b/avg	wp	hp	bk	sfa	sha
38 Colin Fisher	2.45	3-0	4	4	0	0/1	0	11.0	4	3	3	4	19	3	0	0	.108	2	1	0	0	0
40 Ben Bybee	3.27	2-0	3	3	0	0/0	0	11.0	7	4	4	3	9	0	0	1	.179	0	0	0	0	0
33 Zach Root	4.19	5-2	10	10	1	0/2	0	53.2	46	26	25	20	73	18	0	3	.224	5	6	2	1	1
35 Landon Beidelschie	4.32	3-0	9	9	0	0/0	0	41.2	42	21	20	12	46	10	0	10	.271	2	5	0	0	4
26 Tate McGuire	5.40	2-0	3	3	0	0/0	0	10.0	10	6	6	3	11	3	0	1	.263	1	2	0	1	0
14 Gage Wood	6.14	0-0	3	3	0	0/0	0	7.1	7	6	5	2	14	2	1	1	.241	2	1	0	1	0
20 Gabe Gaeckle	6.69	2-1	9	9	0	0/0	0	36.1	38	29	27	18	42	6	2	2	.264	7	4	0	0	2
Totals	4.74	17-3	41	41	1	3/3	0	171.0	154	95	90	62	214	42	3	18	.238	19	19	2	3	7

TEAM RECORD PER STARTER

Pitcher (Total Starts)	Record
Zach Root (10)	8-2
Landon Beidelschies (9)	7-2
Gabe Gaeckle (9)	7-2
Ben Bybee (3)	3-0
Colin Fisher (4)	3-1
Tate McGuire (3)	3-0
Gage Wood (3)	3-0

QUALITY STARTS

Pitcher (Total Starts)	QS	Record
Zach Root (10)	3	3-0
Landon Beidelschies (9)	1	1-0
Ben Bybee (3)	0	0-0
Colin Fisher (4)	0	0-0
Gabe Gaeckle (9)	0	0-0
Tate McGuire (3)	0	0-0
Gage Wood (3)	0	0-0

RUN SUPPORT

Pitcher (Total Starts)	Runs	Per Start
Colin Fisher (4)	52	13.0
Ben Bybee (3)	33	11.0
Zach Root (10)	99	9.9
Gabe Gaeckle (9)	86	9.6
Tate McGuire (3)	27	9.0
Landon Beidelschies (9)	75	8.3
Gage Wood (3)	24	8.0

RELIEVER STATISTICS

Player	era	w-l	app	gs	cg	sho	sv	ip	h	r	er	bb	so	2b	3b	hr	b/avg	wp	hp	bk	sfa	sha
35 Landon Beidelschie	0.00	1-0	1	0	0	0/0	0	2.2	1	0	0	1	0	0	0	0	.143	0	0	0	0	0
36 Parker Coil	0.60	2-0	10	0	0	0/0	0	15.0	14	3	1	2	15	2	0	1	.237	0	1	0	1	0
20 Gabe Gaeckle	1.59	1-0	1	0	0	0/0	0	5.2	4	1	1	2	8	0	0	1	.200	0	0	0	0	0
31 Dylan Carter	1.93	4-0	16	0	0	0/2	0	23.1	17	5	5	6	28	4	0	1	.213	7	4	0	1	1
16 Aiden Jimenez	2.08	4-1	13	0	0	0/1	1	26.0	18	6	6	3	27	3	0	1	.198	1	2	0	1	0
44 Carson Wiggins	2.77	1-0	12	0	0	0/0	3	13.0	6	5	4	9	17	2	0	0	.143	6	1	0	2	1
41 Will McEntire	3.06	1-0	12	0	0	0/0	1	17.2	12	7	6	2	19	2	0	4	.188	1	1	0	0	1
13 Steele Eaves	3.18	0-0	5	0	0	0/1	0	5.2	6	2	2	1	7	0	0	0	.261	1	2	0	0	0
40 Ben Bybee	3.32	1-0	9	0	0	0/0	0	19.0	20	8	7	5	23	4	0	3	.274	0	1	1	1	0
26 Tate McGuire	3.97	0-2	8	0	0	0/1	1	11.1	8	5	5	3	9	2	0	2	.195	0	0	0	0	0
29 Cole Gibler	5.28	1-1	12	0	0	0/0	1	15.1	15	9	9	6	33	2	0	3	.250	1	3	0	0	0
46 Christian Foutch	5.40	1-0	12	0	0	0/0	3	11.2	8	8	7	6	15	1	0	1	.195	2	6	0	0	1
38 Colin Fisher	6.10	0-0	9	0	0	0/1	0	10.1	13	7	7	5	8	3	0	2	.325	1	1	0	0	2
Totals	3.06	17-4	41	0	0	3/3	10	176.2	142	66	60	51	209	25	0	19	.222	20	22	1	6	6
Opponents	11.10	5-14	41	0	0	0/0	2	176.0	262	243	217	146	183	50	4	52	.341	29	31	4	11	10



||| GAME-BY-GAME BATTING ORDER

RECORD: 34-7 • **HOME:** 25-3 • **AWAY:** 6-3 • **NEUTRAL:** 3-1 • **SEC:** 13-5

Date	Opponent	1	2	3	4	5	6	7	8	9
Feb. 14	Washington State [DH-1]	Davalan	W. Aloy	Maxwell	Iredale	Souza	Peppi	Diggs	Helfrick	Thomas Jr.
Feb. 14	Washington State [DH-2]	Davalan	W. Aloy	Peppi	Iredale	K. Aloy	Helfrick	Anderson	Kozeal	Thomas Jr.
Feb. 15	Washington State	Davalan	W. Aloy	Maxwell	Iredale	Diggs	Peppi	Souza	Becker	Thomas Jr.
Feb. 17	Washington State	Davalan	W. Aloy	Peppi	Iredale	K. Aloy	Helfrick	Boles	Kozeal	Thomas Jr.
Feb. 21	vs. Kansas State	Davalan	W. Aloy	Iredale	K. Aloy	Peppi	Diggs	Helfrick	Souza	Thomas Jr.
Feb. 22	vs. #22 TCU	Davalan	W. Aloy	Maxwell	Iredale	Kozeal	Diggs	Helfrick	Fraser	Thomas Jr.
Feb. 23	vs. Michigan	Davalan	W. Aloy	Maxwell	Iredale	Kozeal	Diggs	Helfrick	Souza	Thomas Jr.
Feb. 25	Grambling	Davalan	W. Aloy	Maxwell	Iredale	K. Aloy	Peppi	Souza	Helfrick	Thomas Jr.
Feb. 28	Charlotte	Davalan	W. Aloy	Maxwell	Iredale	K. Aloy	Kozeal	Helfrick	Souza	Thomas Jr.
March 1	Charlotte	Davalan	W. Aloy	Maxwell	Iredale	Diggs	Aloy	Kozeal	Souza	Helfrick
March 2	Charlotte	Thomas Jr.	W. Aloy	Maxwell	Iredale	K. Aloy	Peppi	Boles	Fraser	Helfrick
March 4	ULM	Davalan	W. Aloy	Maxwell	K. Aloy	Iredale	Diggs	Kozeal	Helfrick	Souza
March 5	ULM	Davalan	W. Aloy	Iredale	K. Aloy	Diggs	Peppi	Souza	Becker	Thomas Jr.
March 7	Portland	Davalan	W. Aloy	Maxwell	K. Aloy	Iredale	Kozeal	Souza	Helfrick	Thomas Jr.
March 8	Portland	Davalan	W. Aloy	Kozeal	K. Aloy	Iredale	Diggs	Helfrick	Souza	Thomas Jr.
March 9	Portland	Davalan	W. Aloy	K. Aloy	Iredale	Peppi	Boles	Helfrick	Souza	Thomas Jr.
March 11	UCA	Davalan	W. Aloy	Maxwell	K. Aloy	Iredale	Kozeal	Diggs	Becker	Fraser
March 14	at #13 Ole Miss *	Davalan	W. Aloy	Maxwell	K. Aloy	Iredale	Peppi	Helfrick	Souza	Thomas Jr.
March 15	at #13 Ole Miss *	Davalan	W. Aloy	K. Aloy	Iredale	Maxwell	Peppi	Kozeal	Helfrick	Thomas Jr.
March 16	at #13 Ole Miss *	Davalan	W. Aloy	K. Aloy	Maxwell	Iredale	Kozeal	Diggs	Helfrick	Souza
March 18	Oral Roberts	Davalan	W. Aloy	K. Aloy	Maxwell	Iredale	Kozeal	Boles	Souza	Becker
March 19	Oral Roberts	Davalan	W. Aloy	Maxwell	K. Aloy	Iredale	Kozeal	Diggs	Helfrick	Souza
March 21	South Carolina *	Davalan	W. Aloy	Maxwell	K. Aloy	Iredale	Kozeal	Helfrick	Souza	Thomas Jr.
March 22	South Carolina *	Davalan	W. Aloy	Maxwell	K. Aloy	Iredale	Kozeal	Helfrick	Souza	Thomas Jr.
March 23	South Carolina *	Davalan	W. Aloy	Maxwell	K. Aloy	Iredale	Kozeal	Helfrick	Souza	Thomas Jr.
March 25	Missouri State	Davalan	W. Aloy	Maxwell	K. Aloy	Kozeal	Diggs	Souza	Becker	Fraser
March 28	at #14 Vanderbilt *	Davalan	W. Aloy	K. Aloy	Maxwell	Iredale	Kozeal	Helfrick	Souza	Thomas Jr.
March 29	at #14 Vanderbilt *	Davalan	W. Aloy	Maxwell	K. Aloy	Iredale	Kozeal	Helfrick	Souza	Thomas Jr.
March 30	at #14 Vanderbilt *	Davalan	W. Aloy	Maxwell	K. Aloy	Iredale	Kozeal	Helfrick	Souza	Thomas Jr.
April 1	vs. Grambling	Davalan	W. Aloy	K. Aloy	Iredale	Boles	Becker	Anderson	Diggs	Fraser
April 5	Missouri *	Davalan	W. Aloy	Maxwell	K. Aloy	Iredale	Kozeal	Helfrick	Souza	Thomas Jr.
April 6	Missouri * [DH-1]	Davalan	W. Aloy	Maxwell	Iredale	Kozeal	K. Aloy	Helfrick	Souza	Thomas Jr.
April 6	Missouri * [DH-2]	Davalan	W. Aloy	Kozeal	Iredale	K. Aloy	Souza	Boles	Helfrick	Thomas Jr.
April 8	Arkansas State	Davalan	W. Aloy	Kozeal	Iredale	Boles	K. Aloy	Souza	Becker	Thomas Jr.
April 11	at #7 Georgia *	Davalan	W. Aloy	Maxwell	Iredale	Kozeal	K. Aloy	Helfrick	Souza	Thomas Jr.
April 12	at #7 Georgia *	Davalan	W. Aloy	Maxwell	Iredale	Kozeal	K. Aloy	Helfrick	Fraser	Thomas Jr.
April 13	at #7 Georgia *	Davalan	W. Aloy	Maxwell	K. Aloy	Kozeal	Iredale	Fraser	Helfrick	Diggs
April 15	UAPB	Davalan	W. Aloy	Maxwell	K. Aloy	Kozeal	Iredale	Boles	Robinet	Becker
April 17	Texas A&M *	Davalan	W. Aloy	Maxwell	K. Aloy	Kozeal	Helfrick	Iredale	Fraser	Thomas Jr.
April 18	Texas A&M * [DH-1]	Davalan	W. Aloy	Boles	K. Aloy	Peppi	Iredale	Helfrick	Kozeal	Thomas Jr.
April 18	Texas A&M * [DH-2]	Davalan	W. Aloy	Maxwell	K. Aloy	Kozeal	Iredale	Peppi	Helfrick	Thomas Jr.

GAME-BY-GAME DEFENSIVE LINEUP |||



RECORD: 34-7 • **HOME:** 25-3 • **AWAY:** 6-3 • **NEUTRAL:** 3-1 • **SEC:** 13-5

Date	Opponent	C	1B	2B	3B	SS	LF	CF	RF	DH	SP
Feb. 14	Washington State [DH-1]	Helfrick	Peppi	Souza	Iredale	W. Aloy	Thomas Jr.	Davalan	Diggs	Maxwell	Gaeckle
Feb. 14	Washington State [DH-2]	Helfrick	Anderson	Kozeal	Iredale	W. Aloy	Thomas Jr.	Davalan	Peppi	K. Aloy	Root
Feb. 15	Washington State	Becker	Peppi	Souza	Iredale	W. Aloy	Thomas Jr.	Davalan	Diggs	Maxwell	Wood
Feb. 17	Washington State	Helfrick	Peppi	Kozeal	Iredale	W. Aloy	Thomas Jr.	Davalan	Boles	K. Aloy	Beidelschies
Feb. 21	vs. Kansas State	Helfrick	Peppi	Souza	Iredale	W. Aloy	Davalan	Thomas Jr.	Diggs	K. Aloy	Gaeckle
Feb. 22	vs. #22 TCU	Helfrick	Kozeal	Fraser	Iredale	W. Aloy	Davalan	Thomas Jr.	Diggs	Maxwell	Root
Feb. 23	vs. Michigan	Helfrick	Kozeal	Souza	Iredale	W. Aloy	Davalan	Thomas Jr.	Diggs	Maxwell	Wood
Feb. 25	Grambling	Helfrick	Peppi	Souza	Iredale	W. Aloy	Davalan	Thomas Jr.	Maxwell	K. Aloy	Bybee
Feb. 28	Charlotte	Helfrick	Kozeal	Souza	Iredale	W. Aloy	Davalan	Thomas Jr.	Maxwell	K. Aloy	Gaeckle
March 1	Charlotte	Helfrick	Kozeal	Souza	Iredale	W. Aloy	Maxwell	Davalan	Diggs	K. Aloy	Root
March 2	Charlotte	Helfrick	Peppi	Fraser	Iredale	W. Aloy	Boles	Thomas Jr.	Maxwell	K. Aloy	Beidelschies
March 4	ULM	Helfrick	Kozeal	Souza	Iredale	W. Aloy	Maxwell	Davalan	Diggs	K. Aloy	Fisher
March 5	ULM	Becker	Peppi	Souza	Iredale	W. Aloy	Davalan	Thomas Jr.	Diggs	K. Aloy	Bybee
March 7	Portland	Helfrick	Kozeal	Souza	Iredale	W. Aloy	Davalan	Thomas Jr.	Maxwell	K. Aloy	Gaeckle
March 8	Portland	Helfrick	Kozeal	Souza	Iredale	W. Aloy	Davalan	Thomas Jr.	Diggs	K. Aloy	Root
March 9	Portland	Helfrick	Peppi	Souza	Iredale	W. Aloy	Davalan	Thomas Jr.	Boles	K. Aloy	Beidelschies
March 11	UCA	Becker	Kozeal	Fraser	Iredale	W. Aloy	Maxwell	Davalan	Diggs	K. Aloy	Fisher
March 14	at #13 Ole Miss *	Helfrick	Peppi	Souza	Iredale	W. Aloy	Davalan	Thomas Jr.	Maxwell	K. Aloy	Root
March 15	at #13 Ole Miss *	Helfrick	Peppi	Kozeal	Iredale	W. Aloy	Davalan	Thomas Jr.	Maxwell	K. Aloy	Gaeckle
March 16	at #13 Ole Miss *	Helfrick	Kozeal	Souza	Iredale	W. Aloy	Maxwell	Davalan	Diggs	K. Aloy	Beidelschies
March 18	Oral Roberts	Becker	Kozeal	Souza	Iredale	W. Aloy	Boles	Davalan	Maxwell	K. Aloy	Bybee
March 19	Oral Roberts	Helfrick	Kozeal	Souza	Iredale	W. Aloy	Maxwell	Davalan	Diggs	K. Aloy	Fisher
March 21	South Carolina *	Helfrick	Kozeal	Souza	Iredale	W. Aloy	Davalan	Thomas Jr.	Maxwell	K. Aloy	Root
March 22	South Carolina *	Helfrick	Kozeal	Souza	Iredale	W. Aloy	Davalan	Thomas Jr.	Maxwell	K. Aloy	Gaeckle
March 23	South Carolina *	Helfrick	Kozeal	Souza	Iredale	W. Aloy	Davalan	Thomas Jr.	Maxwell	K. Aloy	Root
March 25	Missouri State	Becker	Kozeal	Souza	Fraser	W. Aloy	Maxwell	Davalan	Diggs	K. Aloy	Fisher
March 28	at #14 Vanderbilt *	Helfrick	Kozeal	Souza	Iredale	W. Aloy	Davalan	Thomas Jr.	Maxwell	K. Aloy	Root
March 29	at #14 Vanderbilt *	Helfrick	Kozeal	Souza	Iredale	W. Aloy	Davalan	Thomas Jr.	Maxwell	K. Aloy	Gaeckle
March 30	at #14 Vanderbilt *	Helfrick	Kozeal	Souza	Iredale	W. Aloy	Davalan	Thomas Jr.	Maxwell	K. Aloy	Beidelschies
April 1	vs. Grambling	Becker	Anderson	Fraser	Iredale	W. Aloy	Boles	Davalan	Diggs	K. Aloy	McGuire
April 5	Missouri *	Helfrick	Kozeal	Souza	Iredale	W. Aloy	Davalan	Thomas Jr.	Maxwell	K. Aloy	Root
April 6	Missouri * [DH-1]	Helfrick	Kozeal	Souza	Iredale	W. Aloy	Davalan	Thomas Jr.	Maxwell	K. Aloy	Gaeckle
April 6	Missouri * [DH-2]	Helfrick	Kozeal	Souza	Iredale	W. Aloy	Davalan	Thomas Jr.	Boles	K. Aloy	Beidelschies
April 8	Arkansas State	Becker	Kozeal	Souza	Iredale	W. Aloy	Davalan	Thomas Jr.	Boles	K. Aloy	McGuire
April 11	at #7 Georgia *	Helfrick	Kozeal	Souza	Iredale	W. Aloy	Davalan	Thomas Jr.	Maxwell	K. Aloy	Root
April 12	at #7 Georgia *	Helfrick	Kozeal	Fraser	Iredale	W. Aloy	Davalan	Thomas Jr.	Maxwell	K. Aloy	Gaeckle
April 13	at #7 Georgia *	Helfrick	Kozeal	Fraser	Iredale	W. Aloy	Diggs	Davalan	Maxwell	K. Aloy	Beidelschies
April 15	UAPB	Becker	Robinett	Kozeal	Iredale	W. Aloy	Boles	Davalan	K. Aloy	Maxwell	McGuire
April 17	Texas A&M *	Helfrick	Kozeal	Fraser	Iredale	W. Aloy	Davalan	Thomas Jr.	Maxwell	K. Aloy	Root
April 18	Texas A&M * [DH-1]	Helfrick	Peppi	Kozeal	Iredale	W. Aloy	Davalan	Thomas Jr.	Boles	K. Aloy	Wood
April 18	Texas A&M * [DH-2]	Helfrick	Peppi	Kozeal	Iredale	W. Aloy	Davalan	Thomas Jr.	Maxwell	K. Aloy	Beidelschies



||| GAME-BY-GAME HITTING

RECORD: 34-7 • HOME: 25-3 • AWAY: 6-3 • NEUTRAL: 3-1 • SEC: 13-5

Date	Opponent	AB	R	H	RBI	2B	3B	HR	BB	IBB	SB	CS	HBP	SAC	SF	GDP	K	PO	A	E	Avg
Feb. 14	Washington State [DH-1]	32	3	6	2	0	0	0	6	1	3	1	0	0	2	1	9	30	9	2	.188
Feb. 14	Washington State [DH-2]	30	14	13	14	6	1	1	8	0	1	0	3	0	0	1	5	21	7	0	.306
Feb. 15	Washington State	31	5	9	5	4	0	3	3	0	0	2	1	0	0	0	8	27	7	0	.301
Feb. 17	Washington State	28	12	10	10	2	0	1	11	0	1	1	2	0	0	0	6	21	13	0	.314
Feb. 21	vs. Kansas State	33	2	7	2	2	0	2	2	0	0	0	1	0	0	0	11	27	14	0	.292
Feb. 22	vs. #22 TCU	29	2	3	2	1	0	0	3	0	1	0	1	1	0	0	7	27	9	2	.262
Feb. 23	vs. Michigan	33	8	10	7	3	0	1	8	0	0	1	2	0	0	1	7	27	6	2	.269
Feb. 25	Grambling	29	14	14	13	2	0	2	10	0	1	0	3	0	2	0	3	21	11	0	.294
Feb. 28	Charlotte	36	11	11	11	3	0	2	4	0	0	0	2	0	0	0	9	27	9	0	.295
March 1	Charlotte	33	8	10	8	3	0	2	4	0	0	0	1	1	0	0	7	27	6	0	.296
March 2	Charlotte	34	4	13	3	2	0	0	3	0	0	2	0	1	1	0	8	27	6	0	.305
March 4	ULM	33	14	15	12	2	0	4	4	1	0	0	2	0	1	1	6	21	5	0	.318
March 5	ULM	28	15	9	14	2	0	4	13	0	1	0	2	0	0	1	2	21	6	0	.318
March 7	Portland	31	20	13	19	2	1	5	6	0	2	0	3	0	0	0	7	21	8	0	.325
March 8	Portland	29	10	10	10	2	0	4	2	0	2	1	1	1	0	0	4	21	5	0	.326
March 9	Portland	31	5	7	5	0	0	2	3	0	1	0	0	0	0	0	8	27	10	0	.320
March 11	UCA	31	9	6	9	0	0	3	7	0	1	0	2	0	0	1	9	27	7	0	.313
March 14	at #13 Ole Miss *	36	6	10	6	1	0	2	2	0	0	0	1	0	1	1	14	24	5	1	.310
March 15	at #13 Ole Miss *	40	12	15	11	1	0	5	2	0	0	0	2	1	2	0	13	27	8	1	.315
March 16	at #13 Ole Miss *	44	12	16	12	2	0	2	4	1	1	0	0	0	0	1	9	27	6	1	.318
March 18	Oral Roberts	28	4	8	3	0	0	0	7	0	1	0	3	0	1	3	2	27	7	0	.317
March 19	Oral Roberts	32	16	14	15	2	1	2	8	0	2	2	2	0	0	0	3	21	7	1	.322
March 21	South Carolina *	33	12	15	10	4	0	2	4	0	0	0	1	0	0	0	9	21	6	0	.328
March 22	South Carolina *	36	12	13	11	2	0	2	4	0	0	0	4	0	1	0	9	27	10	0	.329
March 23	South Carolina *	33	11	13	11	0	0	5	7	2	0	0	1	2	1	0	5	27	14	0	.332
March 25	Missouri State	44	13	16	13	5	0	1	4	1	1	0	2	1	0	1	13	30	7	2	.334
March 28	at #14 Vanderbilt *	35	9	9	9	2	1	3	9	0	1	0	0	0	0	1	10	27	9	0	.331
March 29	at #14 Vanderbilt *	39	6	9	6	0	0	2	3	0	1	0	1	2	0	1	8	30	8	1	.327
March 30	at #14 Vanderbilt *	35	7	9	6	2	0	3	3	0	1	0	0	0	0	0	12	27	7	0	.324
April 1	vs. Grambling	29	7	7	6	0	1	0	6	0	2	0	3	1	1	0	8	27	11	2	.322
April 5	Missouri *	33	21	14	20	2	0	2	14	0	1	0	4	0	0	0	10	21	4	0	.325
April 6	Missouri * [DH-1]	33	14	16	14	3	0	2	6	0	0	0	2	0	1	0	9	21	7	2	.330
April 6	Missouri * [DH-2]	32	16	16	16	4	0	3	9	0	1	0	0	0	1	1	4	21	6	0	.335
April 8	Arkansas State	33	7	11	7	2	0	2	5	0	3	2	0	0	0	0	13	27	11	1	.335
April 11	at #7 Georgia *	38	13	12	11	4	1	1	6	0	0	1	2	0	0	0	12	27	6	0	.334
April 12	at #7 Georgia *	38	6	11	5	3	0	2	4	0	0	0	1	0	0	0	13	24	2	0	.333
April 13	at #7 Georgia *	44	6	7	5	1	0	3	3	0	0	0	0	1	0	0	15	35	10	1	.327
April 15	UAPB	40	13	18	13	3	0	4	3	0	1	0	0	0	1	0	3	24	10	2	.330
April 17	Texas A&M *	35	4	9	4	2	0	1	2	0	0	0	0	0	0	1	6	27	10	2	.329
April 18	Texas A&M * [DH-1]	33	11	12	11	2	0	3	2	0	0	0	2	0	2	1	6	27	6	0	.329
April 18	Texas A&M * [DH-2]	35	2	9	2	2	0	0	2	0	0	0	0	0	2	0	13	27	8	1	.328
	Totals	1389	396	455	373	85	6	88	216	6	30	12	57	12	20	17	335	1043	323	24	.328



RECORD: 34-7 • HOME: 25-3 • AWAY: 6-3 • NEUTRAL: 3-1 • SEC: 13-5

Date	Opponent	IP	H	R	ER	BB	SO	2B	3B	HR	WP	BK	HBP	DP	IBB	Score	W	L	SV	ERA
Feb. 14	Washington State [DH-1]	10.0	6	2	1	1	10	0	0	1	1	0	1	2	0	3-2	1	0	0	0.90
Feb. 14	Washington State [DH-2]	7.0	5	2	2	1	9	1	0	0	0	0	1	2	0	14-2	2	0	0	1.59
Feb. 15	Washington State	9.0	6	2	2	1	10	3	1	0	2	0	0	0	0	5-2	3	0	1	1.73
Feb. 17	Washington State	7.0	6	2	2	2	8	2	0	0	0	0	0	1	0	12-2	4	0	1	1.91
Feb. 21	vs. Kansas State	9.0	8	3	3	4	3	2	0	0	1	0	0	2	0	2-3	4	1	1	2.14
Feb. 22	vs. #22 TCU	9.0	4	1	1	5	11	0	0	0	1	0	1	2	0	2-1	5	1	2	1.94
Feb. 23	vs. Michigan	9.0	11	6	3	5	13	1	0	2	3	0	2	2	0	8-6	6	1	3	2.10
Feb. 25	Grambling	7.0	4	3	3	3	7	1	0	0	1	0	1	1	0	14-3	7	1	3	2.28
Feb. 28	Charlotte	9.0	15	10	10	1	12	5	1	2	3	0	3	0	0	11-10	8	1	4	3.20
March 1	Charlotte	9.0	8	5	5	4	15	3	0	1	0	0	1	1	0	8-5	9	1	5	3.39
March 2	Charlotte	9.0	6	3	3	1	12	0	0	1	1	0	1	0	0	4-3	10	1	5	3.35
March 4	ULM	7.0	6	1	1	2	12	1	0	0	2	0	0	1	0	14-1	11	1	5	3.21
March 5	ULM	7.0	5	3	3	1	6	0	0	1	0	0	0	0	0	15-3	12	1	5	3.25
March 7	Portland	7.0	6	3	3	3	8	0	1	0	1	0	2	0	0	20-3	13	1	5	3.29
March 8	Portland	7.0	4	0	0	1	11	1	0	0	0	0	0	0	0	10-0	14	1	5	3.10
March 9	Portland	9.0	10	3	3	0	8	2	0	1	2	0	1	1	0	5-3	15	1	6	3.09
March 11	UCA	9.0	7	2	2	3	13	1	0	0	0	1	3	1	0	9-2	16	1	6	3.02
March 14	at #13 Ole Miss *	8.0	14	10	10	5	8	6	0	2	0	0	2	0	0	6-10	16	2	6	3.47
March 15	at #13 Ole Miss *	9.0	4	3	3	3	18	1	0	1	2	0	1	1	0	12-3	17	2	7	3.44
March 16	at #13 Ole Miss *	9.0	10	9	9	8	10	2	0	4	0	0	2	0	0	12-9	18	2	7	3.74
March 18	Oral Roberts	9.0	7	1	1	2	8	0	0	0	1	0	0	0	0	4-1	19	2	8	3.60
March 19	Oral Roberts	7.0	1	0	0	1	7	0	0	0	1	0	2	1	0	16-0	20	2	8	3.46
March 21	South Carolina *	7.0	6	2	2	1	7	3	0	0	1	0	0	0	0	12-2	21	2	8	3.43
March 22	South Carolina *	9.0	7	3	3	3	5	0	0	0	1	0	2	3	0	12-3	22	2	9	3.41
March 23	South Carolina *	9.0	10	4	4	3	6	2	0	2	0	0	2	2	0	11-4	23	2	9	3.43
March 25	Missouri State	10.0	14	14	12	6	19	3	0	4	2	0	0	0	0	13-14	23	3	9	3.77
March 28	at #14 Vanderbilt *	9.0	3	0	0	4	8	1	0	0	1	0	0	1	0	9-0	24	3	9	3.62
March 29	at #14 Vanderbilt *	10.0	9	4	4	2	12	1	0	0	2	0	0	0	0	6-4	25	3	9	3.62
March 30	at #14 Vanderbilt *	9.0	8	3	3	3	11	2	0	1	0	0	2	1	0	7-3	26	3	9	3.60
April 1	vs. Grambling	9.0	6	4	4	4	11	2	0	0	1	0	3	0	0	7-4	27	3	10	3.61
April 5	Missouri *	7.0	3	3	3	2	11	3	0	0	0	1	1	0	0	21-3	28	3	10	3.62
April 6	Missouri * [DH-1]	7.0	6	4	2	2	10	0	0	0	0	0	0	0	0	14-4	29	3	10	3.59
April 6	Missouri * [DH-2]	7.0	4	2	1	2	12	2	0	0	0	0	2	1	0	16-2	30	3	10	3.53
April 8	Arkansas State	9.0	7	3	3	3	7	2	0	0	1	0	0	0	0	7-3	31	3	10	3.52
April 11	at #7 Georgia *	9.0	5	3	3	4	11	2	0	1	0	1	0	0	0	13-3	32	3	10	3.50
April 12	at #7 Georgia *	8.0	12	7	7	2	15	2	0	2	1	0	0	0	0	6-7	32	4	10	3.62
April 13	at #7 Georgia *	11.2	7	7	6	1	17	4	0	3	0	0	3	1	0	6-7	32	5	10	3.66
April 15	UAPB	8.0	6	3	3	1	10	1	0	1	0	0	0	1	0	13-3	33	5	10	3.65
April 17	Texas A&M *	9.0	9	7	6	3	12	1	0	1	3	0	2	1	0	4-7	33	6	10	3.71
April 18	Texas A&M * [DH-1]	9.0	10	5	5	5	13	1	0	3	1	0	0	0	0	11-5	34	6	10	3.75
April 18	Texas A&M * [DH-2]	9.0	11	9	9	5	7	3	0	3	3	0	0	0	2	2-9	34	7	10	3.88
	Totals	347.2	296	161	150	113	423	67	3	37	39	3	41	29	2	396-161	34	7	10	3.88



1 ROCCO PEPPI

SEASON HIGHS

Category	High	Opponent (Last)	Date
Hits	2	3x (at #13 Ole Miss)	3/16/25
Runs	2	2x (ULM)	3/5/25
Doubles	1	2x (Charlotte)	2/28/25
Triples	--	--	--
Home Runs	--	--	--
RBI	4	Grambling	2/25/25
Walks	2	2x (ULM)	3/5/25
Stolen Bases	--	--	--

CAREER HIGHS

Category	High	Opponent (Last)	Date
Hits	4	3x (at Washington State)	4/28/24
Runs	4	3x (at New Mexico)	4/13/24
Doubles	2	2x (at Sacramento State)	3/12/24
Triples	--	--	--
Home Runs	2	2x (San Jose State)	4/20/24
RBI	5	Gonzaga	3/12/22
Walks	2	8x (ULM)	3/5/25
Stolen Bases	1	3x (at Washington State)	4/28/24




3 NOLAN SOUZA

SEASON HIGHS

Category	High	Opponent (Last)	Date
Hits	3	Missouri State	3/25/25
Runs	3	Oral Roberts	3/19/25
Doubles	1	5x (at #7 Georgia)	4/11/25
Triples	--	--	--
Home Runs	1	4x (Oral Roberts)	3/19/25
RBI	3	3x (Missouri)	4/5/25
Walks	3	South Carolina	3/23/25
Stolen Bases	3	Arkansas State	4/8/25

CAREER HIGHS

Category	High	Opponent (Last)	Date
Hits	3	4x (Missouri State)	3/25/25
Runs	3	Oral Roberts	3/19/25
Doubles	1	12x (at #7 Georgia)	4/11/25
Triples	--	--	--
Home Runs	2	Missouri	3/15/24
RBI	5	Ole Miss	4/6/24
Walks	3	2x (South Carolina)	3/23/25
Stolen Bases	3	Arkansas State	4/8/25



4 JUSTIN THOMAS JR.

SEASON HIGHS

Category	High	Opponent (Last)	Date
Hits	2	5x (Texas A&M [DH-1])	4/18/25
Runs	3	2x (Texas A&M [DH-1])	4/18/25
Doubles	1	4x (at #14 Vanderbilt)	3/30/25
Triples	--	--	--
Home Runs	2	Texas A&M [DH-1]	4/18/25
RBI	4	Missouri	4/5/25
Walks	3	Washington State	2/17/25
Stolen Bases	1	4x (Missouri State)	3/25/25

CAREER HIGHS

Category	High	Opponent (Last)	Date
Hits	2	5x (Texas A&M [DH-1])	4/18/25
Runs	3	2x (Texas A&M [DH-1])	4/18/25
Doubles	1	5x (at #14 Vanderbilt)	3/30/25
Triples	--	--	--
Home Runs	2	Texas A&M [DH-1]	4/18/25
RBI	4	Missouri	4/5/25
Walks	3	Washington State	2/17/25
Stolen Bases	1	4x (Missouri State)	3/25/25



5 KENDALL DIGGS

SEASON HIGHS

Category	High	Opponent (Last)	Date
Hits	1	10x (Texas A&M)	4/17/25
Runs	1	8x (UAPB)	4/15/25
Doubles	1	2x (vs. Michigan)	2/23/25
Triples	1	Portland	3/7/25
Home Runs	1	2x (Portland)	3/8/25
RBI	2	2x (Portland)	3/8/25
Walks	1	6x (UCA)	3/11/25
Stolen Bases	1	vs. #22 TCU	2/22/25

CAREER HIGHS

Category	High	Opponent (Last)	Date
Hits	3	6x (Ole Miss)	4/6/24
Runs	3	4x (SEMO)	5/31/24
Doubles	2	5x (at #20 South Carolina)	4/20/24
Triples	1	3x (Portland)	3/7/25
Home Runs	1	24x (Portland)	3/8/25
RBI	5	at Mississippi State	5/6/23
Walks	3	2x (James Madison)	2/17/24
Stolen Bases	1	7x (vs. #22 TCU)	2/22/25



6 GABE FRASER

SEASON HIGHS

Category	High	Opponent (Last)	Date
Hits	2	2x (at #7 Georgia)	4/12/25
Runs	1	8x (at #7 Georgia)	4/13/25
Doubles	--	--	--
Triples	1	at #7 Georgia	4/11/25
Home Runs	1	Missouri State	3/25/25
RBI	4	Missouri State	3/25/25
Walks	2	at #7 Georgia	4/11/25
Stolen Bases	--	--	--

CAREER HIGHS

Category	High	Opponent (Last)	Date
Hits	2	2x (at #7 Georgia)	4/12/25
Runs	1	8x (at #7 Georgia)	4/13/25
Doubles	--	--	--
Triples	1	at #7 Georgia	4/11/25
Home Runs	1	Missouri State	3/25/25
RBI	4	Missouri State	3/25/25
Walks	2	at #7 Georgia	4/11/25
Stolen Bases	--	--	--



8 CAM KOZEAL

SEASON HIGHS

Category	High	Opponent (Last)	Date
Hits	4	Missouri	4/5/25
Runs	3	2x (Missouri [DH-2])	4/6/25
Doubles	2	2x (at #7 Georgia)	4/12/25
Triples	--	--	--
Home Runs	2	2x (Missouri [DH-2])	4/6/25
RBI	6	Missouri [DH-2]	4/6/25
Walks	2	Missouri [DH-1]	4/6/25
Stolen Bases	1	2x (at #14 Vanderbilt)	3/30/25

CAREER HIGHS

Category	High	Opponent (Last)	Date
Hits	4	3x (Missouri)	4/5/25
Runs	3	3x (Missouri [DH-2])	4/6/25
Doubles	2	2x (at #7 Georgia)	4/12/25
Triples	--	--	--
Home Runs	2	2x (Missouri [DH-2])	4/6/25
RBI	6	Missouri [DH-2]	4/6/25
Walks	2	2x (Missouri [DH-1])	4/6/25
Stolen Bases	1	3x (at #14 Vanderbilt)	3/30/25




9 WEHIWA ALOY

SEASON HIGHS

Category	High	Opponent (Last)	Date
Hits	4	2x (Missouri [DH-1])	4/6/25
Runs	5	Portland	3/7/25
Doubles	2	2x (South Carolina)	3/22/25
Triples	1	Oral Roberts	3/19/25
Home Runs	2	2x (at #13 Ole Miss)	3/16/25
RBI	5	at #13 Ole Miss	3/16/25
Walks	2	3x (Missouri [DH-2])	4/6/25
Stolen Bases	2	vs. Grambling	4/1/25

CAREER HIGHS

Category	High	Opponent (Last)	Date
Hits	4	5x (Missouri [DH-1])	4/6/25
Runs	5	Portland	3/7/25
Doubles	2	4x (South Carolina)	3/22/25
Triples	1	6x (Oral Roberts)	3/19/25
Home Runs	2	2x (at #13 Ole Miss)	3/16/25
RBI	5	2x (at #13 Ole Miss)	3/16/25
Walks	3	#8 LSU	3/28/24
Stolen Bases	2	vs. Grambling	4/1/25



10 BRENT IREDALE

SEASON HIGHS

Category	High	Opponent (Last)	Date
Hits	3	2x (Portland)	3/7/25
Runs	4	Grambling	2/25/25
Doubles	1	8x (Texas A&M [DH-1])	4/18/25
Triples	--	--	--
Home Runs	2	2x (Portland)	3/7/25
RBI	8	Portland	3/7/25
Walks	3	Grambling	2/25/25
Stolen Bases	1	2x (Portland)	3/8/25

CAREER HIGHS

Category	High	Opponent (Last)	Date
Hits	3	2x (Portland)	3/7/25
Runs	4	Grambling	2/25/25
Doubles	1	8x (Texas A&M [DH-1])	4/18/25
Triples	--	--	--
Home Runs	2	2x (Portland)	3/7/25
RBI	8	Portland	3/7/25
Walks	3	Grambling	2/25/25
Stolen Bases	1	2x (Portland)	3/8/25



17 ZANE BECKER

SEASON HIGHS

Category	High	Opponent (Last)	Date
Hits	2	Washington State	2/15/25
Runs	1	5x (UAPB)	4/15/25
Doubles	2	Washington State	2/15/25
Triples	--	--	--
Home Runs	1	UAPB	4/15/25
RBI	3	Missouri State	3/25/25
Walks	1	5x (UAPB)	4/15/25
Stolen Bases	1	Oral Roberts	3/18/25

CAREER HIGHS

Category	High	Opponent (Last)	Date
Hits	2	Washington State	2/15/25
Runs	1	5x (UAPB)	4/15/25
Doubles	2	Washington State	2/15/25
Triples	--	--	--
Home Runs	1	UAPB	4/15/25
RBI	3	Missouri State	3/25/25
Walks	1	5x (UAPB)	4/15/25
Stolen Bases	1	Oral Roberts	3/18/25



18 REESE ROBINETT

SEASON HIGHS

Category	High	Opponent (Last)	Date
Hits	--	--	--
Runs	1	2x (Texas A&M [DH-1])	4/18/25
Doubles	3	UAPB	4/15/25
Triples	--	--	--
Home Runs	--	--	--
RBI	1	UAPB	4/15/25
Walks	1	Washington State	2/17/25
Stolen Bases	--	--	--

CAREER HIGHS

Category	High	Opponent (Last)	Date
Hits	2	SEMO	3/21/23
Runs	2	2x (Omaha)	3/28/23
Doubles	3	UAPB	4/15/25
Triples	--	--	--
Home Runs	1	2x (at #1 LSU)	3/24/23
RBI	3	at #1 LSU	3/24/23
Walks	1	2x (Washington State)	2/17/25
Stolen Bases	--	--	--



22 LOGAN MAXWELL

SEASON HIGHS

Category	High	Opponent (Last)	Date
Hits	3	3x (at #13 Ole Miss)	3/16/25
Runs	3	4x (UAPB)	4/15/25
Doubles	1	3x (at #7 Georgia)	4/11/25
Triples	--	--	--
Home Runs	1	9x (Missouri)	4/5/25
RBI	2	5x (South Carolina)	3/21/25
Walks	3	Missouri	4/5/25
Stolen Bases	--	--	--

CAREER HIGHS

Category	High	Opponent (Last)	Date
Hits	5	at Baylor	5/4/24
Runs	3	7x (UAPB)	4/15/25
Doubles	2	5x (Houston)	3/28/24
Triples	1	4x (Texas Tech)	4/13/24
Home Runs	1	14x (Missouri)	4/5/25
RBI	5	UTRGV	5/2/23
Walks	3	3x (Missouri)	4/5/25
Stolen Bases	2	Army	3/13/22



24 CHARLES DAVALAN

SEASON HIGHS

Category	High	Opponent (Last)	Date
Hits	4	2x (South Carolina)	3/21/25
Runs	4	ULM	3/5/25
Doubles	1	8x (Texas A&M [DH-1])	4/18/25
Triples	1	vs. Grambling	4/1/25
Home Runs	2	2x (Missouri [DH-1])	4/6/25
RBI	7	Missouri [DH-1]	4/6/25
Walks	2	6x (at #7 Georgia)	4/13/25
Stolen Bases	1	5x (Missouri [DH-2])	4/6/25

CAREER HIGHS

Category	High	Opponent (Last)	Date
Hits	4	2x (South Carolina)	3/21/25
Runs	4	3x (ULM)	3/5/25
Doubles	3	Lipscomb	4/26/24
Triples	1	3x (vs. Grambling)	4/1/25
Home Runs	2	2x (Missouri [DH-1])	4/6/25
RBI	7	Missouri [DH-1]	4/6/25
Walks	3	at UCF	4/23/24
Stolen Bases	2	Xavier	3/3/24


25 KUHIO ALOY
SEASON HIGHS

Category	High	Opponent (Last)	Date
Hits	4	2x (UAPB)	4/15/25
Runs	3	2x (UAPB)	4/15/25
Doubles	2	Missouri [DH-2]	4/6/25
Triples	--	--	--
Home Runs	1	11x (UAPB)	4/15/25
RBI	6	ULM	3/4/25
Walks	2	2x (Oral Roberts)	3/19/25
Stolen Bases	--	--	--

CAREER HIGHS

Category	High	Opponent (Last)	Date
Hits	4	2x (UAPB)	4/15/25
Runs	3	2x (UAPB)	4/15/25
Doubles	2	2x (Missouri [DH-2])	4/6/25
Triples	1	at UC Davis	2/22/24
Home Runs	1	19x (UAPB)	4/15/25
RBI	6	ULM	3/4/25
Walks	2	4x (Oral Roberts)	3/19/25
Stolen Bases	--	--	--


27 RYDER HELFRICK
SEASON HIGHS

Category	High	Opponent (Last)	Date
Hits	3	2x (Missouri [DH-2])	4/6/25
Runs	2	8x (at #7 Georgia)	4/13/25
Doubles	1	5x (Texas A&M [DH-2])	4/18/25
Triples	1	2x (at #14 Vanderbilt)	3/28/25
Home Runs	2	2x (at #7 Georgia)	4/13/25
RBI	3	2x (Grambling)	2/25/25
Walks	2	5x (at #14 Vanderbilt)	3/28/25
Stolen Bases	--	--	--

CAREER HIGHS

Category	High	Opponent (Last)	Date
Hits	3	2x (Missouri [DH-2])	4/6/25
Runs	3	James Madison	2/17/24
Doubles	1	8x (Texas A&M [DH-2])	4/18/25
Triples	1	2x (at #14 Vanderbilt)	3/28/25
Home Runs	2	2x (at #7 Georgia)	4/13/25
RBI	3	2x (Grambling)	2/25/25
Walks	2	6x (at #14 Vanderbilt)	3/28/25
Stolen Bases	1	#14 Mississippi State	5/10/24


28 CARSON BOLES
SEASON HIGHS

Category	High	Opponent (Last)	Date
Hits	2	2x (Arkansas State)	4/8/25
Runs	2	3x (Missouri [DH-2])	4/6/25
Doubles	1	4x (Arkansas State)	4/8/25
Triples	--	--	--
Home Runs	1	Missouri [DH-2]	4/6/25
RBI	3	2x (Missouri [DH-2])	4/6/25
Walks	2	3x (Missouri [DH-2])	4/6/25
Stolen Bases	--	--	--

CAREER HIGHS

Category	High	Opponent (Last)	Date
Hits	2	2x (Arkansas State)	4/8/25
Runs	2	3x (Missouri [DH-2])	4/6/25
Doubles	1	4x (Arkansas State)	4/8/25
Triples	--	--	--
Home Runs	1	Missouri [DH-2]	4/6/25
RBI	3	2x (Missouri [DH-2])	4/6/25
Walks	2	3x (Missouri [DH-2])	4/6/25
Stolen Bases	--	--	--


42 MICHAEL ANDERSON
SEASON HIGHS

Category	High	Opponent (Last)	Date
Hits	--	--	--
Runs	--	--	--
Doubles	--	--	--
Triples	--	--	--
Home Runs	--	--	--
RBI	--	--	--
Walks	1	vs. Grambling	4/1/25
Stolen Bases	--	--	--

CAREER HIGHS

Category	High	Opponent (Last)	Date
Hits	5	Stonehill	3/20/24
Runs	3	Stonehill	3/20/24
Doubles	2	Stonehill	3/20/24
Triples	1	2x (Stonehill)	3/20/24
Home Runs	2	3x (at Davidson)	5/3/24
RBI	12	Stonehill	3/20/24
Walks	3	at George Washington	4/19/24
Stolen Bases	1	at Stonehill	4/24/24



13 STEELE EAVES

SEASON HIGHS

Category	High	Opponent (Last)	Date
Innings	1.2	Portland	3/7/25
Longest Start	--	--	--
Shortest Start	--	--	--
Longest Relief	1.2	Portland	3/7/25
Hits	4	Portland	3/7/25
Runs	1	2x (Portland)	3/7/25
Earned Runs	1	2x (Portland)	3/7/25
Walks	1	Oral Roberts	3/19/25
Strikeouts	2	2x (Missouri [DH-2])	4/6/25

CAREER HIGHS

Category	High	Opponent (Last)	Date
Innings	1.2	Portland	3/7/25
Longest Start	--	--	--
Shortest Start	--	--	--
Longest Relief	1.2	Portland	3/7/25
Hits	4	Portland	3/7/25
Runs	1	2x (Portland)	3/7/25
Earned Runs	1	2x (Portland)	3/7/25
Walks	1	Oral Roberts	3/19/25
Strikeouts	2	2x (Missouri [DH-2])	4/6/25



14 GAGE WOOD

SEASON HIGHS

Category	High	Opponent (Last)	Date
Innings	5.0	Washington State	2/15/25
Longest Start	5.0	Washington State	2/15/25
Shortest Start	0.1	Texas A&M [DH-1]	4/18/25
Longest Relief	--	--	--
Hits	3	Texas A&M [DH-1]	4/18/25
Runs	3	Texas A&M [DH-1]	4/18/25
Earned Runs	3	Texas A&M [DH-1]	4/18/25
Walks	1	2x (Texas A&M [DH-1])	4/18/25
Strikeouts	7	Washington State	2/15/25

CAREER HIGHS

Category	High	Opponent (Last)	Date
Innings	5.0	2x (Washington State)	2/15/25
Longest Start	5.0	2x (Washington State)	2/15/25
Shortest Start	0.1	Texas A&M [DH-1]	4/18/25
Longest Relief	4.1	at #8 Kentucky	5/4/24
Hits	7	at #5 Texas A&M	5/17/24
Runs	5	at #12 Vanderbilt	5/19/23
Earned Runs	5	at #12 Vanderbilt	5/19/23
Walks	3	at Mississippi State	5/5/23
Strikeouts	7	Washington State	2/15/25



16 AIDEN JIMENEZ

SEASON HIGHS

Category	High	Opponent (Last)	Date
Innings	4.1	South Carolina	3/22/25
Longest Start	--	--	--
Shortest Start	--	--	--
Longest Relief	4.1	South Carolina	3/22/25
Hits	4	South Carolina	3/22/25
Runs	2	Texas A&M [DH-2]	4/18/25
Earned Runs	2	Texas A&M [DH-2]	4/18/25
Walks	1	3x (at #7 Georgia)	4/11/25
Strikeouts	6	at #13 Ole Miss	3/15/25

CAREER HIGHS

Category	High	Opponent (Last)	Date
Innings	6.0	vs. Sam Houston	6/4/23
Longest Start	2.0	Portland	5/16/23
Shortest Start	2.0	Portland	5/16/23
Longest Relief	6.0	vs. Sam Houston	6/4/23
Hits	6	Arizona State	5/25/23
Runs	5	Portland	5/16/23
Earned Runs	5	Portland	5/16/23
Walks	2	2x (Utah)	5/7/23
Strikeouts	6	2x (at #13 Ole Miss)	3/15/25



20 GABE GAECKLE

SEASON HIGHS

Category	High	Opponent (Last)	Date
Innings	5.2	3x (Texas A&M [DH-1])	4/18/25
Longest Start	5.2	2x (at #14 Vanderbilt)	3/29/25
Shortest Start	1.2	South Carolina	3/22/25
Longest Relief	5.2	Texas A&M [DH-1]	4/18/25
Hits	10	Charlotte	2/28/25
Runs	9	Charlotte	2/28/25
Earned Runs	9	Charlotte	2/28/25
Walks	4	vs. Kansas State	2/21/25
Strikeouts	8	2x (Texas A&M [DH-1])	4/18/25

CAREER HIGHS

Category	High	Opponent (Last)	Date
Innings	5.2	3x (Texas A&M [DH-1])	4/18/25
Longest Start	5.2	2x (at #14 Vanderbilt)	3/29/25
Shortest Start	1.2	South Carolina	3/22/25
Longest Relief	5.2	Texas A&M [DH-1]	4/18/25
Hits	10	Charlotte	2/28/25
Runs	9	Charlotte	2/28/25
Earned Runs	9	Charlotte	2/28/25
Walks	4	vs. Kansas State	2/21/25
Strikeouts	8	2x (Texas A&M [DH-1])	4/18/25



26 TATE MCGUIRE

SEASON HIGHS

Category	High	Opponent (Last)	Date
Innings	4.0	vs. Grambling	4/1/25
Longest Start	4.0	vs. Grambling	4/1/25
Shortest Start	3.0	Arkansas State	4/8/25
Longest Relief	3.0	Oral Roberts	3/19/25
Hits	5	Arkansas State	4/8/25
Runs	3	UAPB	4/15/25
Earned Runs	3	UAPB	4/15/25
Walks	2	vs. Grambling	4/1/25
Strikeouts	5	UAPB	4/15/25

CAREER HIGHS

Category	High	Opponent (Last)	Date
Innings	4.0	vs. Grambling	4/1/25
Longest Start	4.0	vs. Grambling	4/1/25
Shortest Start	3.0	Arkansas State	4/8/25
Longest Relief	3.0	Oral Roberts	3/19/25
Hits	5	Arkansas State	4/8/25
Runs	3	UAPB	4/15/25
Earned Runs	3	UAPB	4/15/25
Walks	2	2x (vs. Grambling)	4/1/25
Strikeouts	5	UAPB	4/15/25



29 COLE GIBLER

SEASON HIGHS

Category	High	Opponent (Last)	Date
Innings	2.1	Missouri State	3/25/25
Longest Start	--	--	--
Shortest Start	--	--	--
Longest Relief	2.1	Missouri State	3/25/25
Hits	4	Oral Roberts	3/18/25
Runs	3	Missouri State	3/25/25
Earned Runs	3	Missouri State	3/25/25
Walks	1	6x (Arkansas State)	4/8/25
Strikeouts	7	Missouri State	3/25/25

CAREER HIGHS

Category	High	Opponent (Last)	Date
Innings	2.1	Missouri State	3/25/25
Longest Start	--	--	--
Shortest Start	--	--	--
Longest Relief	2.1	Missouri State	3/25/25
Hits	4	Oral Roberts	3/18/25
Runs	3	Missouri State	3/25/25
Earned Runs	3	Missouri State	3/25/25
Walks	1	6x (Arkansas State)	4/8/25
Strikeouts	7	Missouri State	3/25/25



31 DYLAN CARTER

SEASON HIGHS

Category	High	Opponent (Last)	Date
Innings	4.0	Texas A&M	4/17/25
Longest Start	--	--	--
Shortest Start	--	--	--
Longest Relief	4.0	Texas A&M	4/17/25
Hits	3	2x (vs. Grambling)	4/1/25
Runs	2	2x (vs. Grambling)	4/1/25
Earned Runs	2	2x (vs. Grambling)	4/1/25
Walks	1	6x (vs. Grambling)	4/1/25
Strikeouts	4	Texas A&M	4/17/25

CAREER HIGHS

Category	High	Opponent (Last)	Date
Innings	4.2	#16 Tennessee	4/16/23
Longest Start	--	--	--
Shortest Start	--	--	--
Longest Relief	4.2	#16 Tennessee	4/16/23
Hits	6	#16 Tennessee	4/16/23
Runs	6	at #1 LSU	3/25/23
Earned Runs	5	at #1 LSU	3/25/23
Walks	3	at #1 LSU	3/25/23
Strikeouts	4	Texas A&M	4/17/25



32 HUNTER DIETZ

SEASON HIGHS

Category	High	Opponent (Last)	Date
Innings	--	--	--
Longest Start	--	--	--
Shortest Start	--	--	--
Longest Relief	--	--	--
Hits	--	--	--
Runs	--	--	--
Earned Runs	--	--	--
Walks	--	--	--
Strikeouts	--	--	--

CAREER HIGHS

Category	High	Opponent (Last)	Date
Innings	0.2	vs. #8 LSU	3/30/24
Longest Start	--	--	--
Shortest Start	--	--	--
Longest Relief	0.2	vs. #8 LSU	3/30/24
Hits	1	vs. #8 LSU	3/30/24
Runs	0	2x (San Jose State)	4/9/24
Earned Runs	0	2x (San Jose State)	4/9/24
Walks	1	2x (San Jose State)	4/9/24
Strikeouts	1	2x (San Jose State)	4/9/24



33 ZACH ROOT

SEASON HIGHS

Category	High	Opponent (Last)	Date
Innings	7.2	at #14 Vanderbilt	3/28/25
Longest Start	7.2	at #14 Vanderbilt	3/28/25
Shortest Start	3.0	at #13 Ole Miss	3/14/25
Longest Relief	--	--	--
Hits	10	at #13 Ole Miss	3/14/25
Runs	7	at #13 Ole Miss	3/14/25
Earned Runs	7	at #13 Ole Miss	3/14/25
Walks	3	3x (Texas A&M)	4/17/25
Strikeouts	10	2x (Portland)	3/8/25

CAREER HIGHS

Category	High	Opponent (Last)	Date
Innings	7.2	at #14 Vanderbilt	3/28/25
Longest Start	7.2	at #14 Vanderbilt	3/28/25
Shortest Start	3.0	2x (at #13 Ole Miss)	3/14/25
Longest Relief	5.0	at Elon	3/28/23
Hits	10	at #13 Ole Miss	3/14/25
Runs	7	2x (at #13 Ole Miss)	3/14/25
Earned Runs	7	at #13 Ole Miss	3/14/25
Walks	5	Charlotte	4/13/24
Strikeouts	10	3x (Portland)	3/8/25



36 PARKER COIL

SEASON HIGHS

Category	High	Opponent (Last)	Date
Innings	2.0	4x (South Carolina)	3/23/25
Longest Start	--	--	--
Shortest Start	--	--	--
Longest Relief	2.0	4x (South Carolina)	3/23/25
Hits	3	2x (at #13 Ole Miss)	3/15/25
Runs	2	vs. Michigan	2/23/25
Earned Runs	1	at #13 Ole Miss	3/15/25
Walks	1	2x (South Carolina)	3/23/25
Strikeouts	4	2x (at #13 Ole Miss)	3/15/25

CAREER HIGHS

Category	High	Opponent (Last)	Date
Innings	3.2	Army	3/7/23
Longest Start	3.2	Army	3/7/23
Shortest Start	2.0	vs. Lipscomb	5/2/23
Longest Relief	3.1	#14 Mississippi State	5/11/24
Hits	6	Army	3/7/23
Runs	4	2x (James Madison)	2/17/24
Earned Runs	4	2x (James Madison)	2/17/24
Walks	3	vs. #15 TCU	2/18/23
Strikeouts	4	3x (at #13 Ole Miss)	3/15/25



35 LANDON BEIDELSCHIES

SEASON HIGHS

Category	High	Opponent (Last)	Date
Innings	6.1	Charlotte	3/2/25
Longest Start	6.1	Charlotte	3/2/25
Shortest Start	2.1	at #13 Ole Miss	3/16/25
Longest Relief	2.2	vs. #22 TCU	2/22/25
Hits	8	Portland	3/9/25
Runs	4	2x (at #7 Georgia)	4/13/25
Earned Runs	4	2x (at #7 Georgia)	4/13/25
Walks	2	4x (Texas A&M [DH-2])	4/18/25
Strikeouts	7	3x (Missouri [DH-2])	4/6/25

CAREER HIGHS

Category	High	Opponent (Last)	Date
Innings	7.0	3x (at Rutgers)	5/16/24
Longest Start	7.0	3x (at Rutgers)	5/16/24
Shortest Start	2.1	at #13 Ole Miss	3/16/25
Longest Relief	2.2	vs. #22 TCU	2/22/25
Hits	9	Michigan State	4/26/24
Runs	6	Michigan State	4/26/24
Earned Runs	6	Michigan State	4/26/24
Walks	4	2x (Michigan)	4/19/24
Strikeouts	12	at West Virginia	3/15/24



38 COLIN FISHER

SEASON HIGHS

Category	High	Opponent (Last)	Date
Innings	3.0	3x (Missouri State)	3/25/25
Longest Start	3.0	3x (Missouri State)	3/25/25
Shortest Start	2.0	Oral Roberts	3/19/25
Longest Relief	2.0	2x (UAPB)	4/15/25
Hits	3	2x (at #13 Ole Miss)	3/16/25
Runs	3	2x (Missouri State)	3/25/25
Earned Runs	3	2x (Missouri State)	3/25/25
Walks	3	Missouri State	3/25/25
Strikeouts	6	2x (Missouri State)	3/25/25

CAREER HIGHS

Category	High	Opponent (Last)	Date
Innings	5.0	James Madison	2/19/24
Longest Start	5.0	James Madison	2/19/24
Shortest Start	1.0	Grambling	2/27/24
Longest Relief	2.2	at #23 Auburn	3/24/23
Hits	6	Texas Tech	4/17/24
Runs	3	3x (Missouri State)	3/25/25
Earned Runs	3	3x (Missouri State)	3/25/25
Walks	3	2x (Missouri State)	3/25/25
Strikeouts	6	3x (Missouri State)	3/25/25

**40 BEN BYBEE****SEASON HIGHS**

Category	High	Opponent (Last)	Date
Innings	4.0	3x (at #14 Vanderbilt)	3/30/25
Longest Start	4.0	2x (Oral Roberts)	3/18/25
Shortest Start	3.0	Grambling	2/25/25
Longest Relief	4.0	at #14 Vanderbilt	3/30/25
Hits	5	2x (at #7 Georgia)	4/12/25
Runs	3	2x (Missouri State)	3/25/25
Earned Runs	3	ULM	3/5/25
Walks	2	2x (Texas A&M [DH-1])	4/18/25
Strikeouts	7	at #14 Vanderbilt	3/30/25

CAREER HIGHS

Category	High	Opponent (Last)	Date
Innings	5.0	2x (San Jose State)	4/9/24
Longest Start	5.0	2x (San Jose State)	4/9/24
Shortest Start	0.2	Alabama	4/2/23
Longest Relief	4.0	at #14 Vanderbilt	3/30/25
Hits	6	2x (Texas Tech)	4/16/24
Runs	6	Texas Tech	4/16/24
Earned Runs	6	Texas Tech	4/16/24
Walks	4	2x (#14 Mississippi State)	5/11/24
Strikeouts	7	at #14 Vanderbilt	3/30/25

**44 CARSON WIGGINS****SEASON HIGHS**

Category	High	Opponent (Last)	Date
Innings	2.0	2x (at #7 Georgia)	4/13/25
Longest Start	--	--	--
Shortest Start	--	--	--
Longest Relief	2.0	2x (at #7 Georgia)	4/13/25
Hits	1	6x (Texas A&M [DH-2])	4/18/25
Runs	1	5x (Texas A&M [DH-2])	4/18/25
Earned Runs	1	4x (Texas A&M [DH-2])	4/18/25
Walks	3	at #13 Ole Miss	3/16/25
Strikeouts	4	at #7 Georgia	4/13/25

CAREER HIGHS


Category	High	Opponent (Last)	Date
Innings	2.0	2x (at #7 Georgia)	4/13/25
Longest Start	--	--	--
Shortest Start	--	--	--
Longest Relief	2.0	2x (at #7 Georgia)	4/13/25
Hits	1	6x (Texas A&M [DH-2])	4/18/25
Runs	1	5x (Texas A&M [DH-2])	4/18/25
Earned Runs	1	4x (Texas A&M [DH-2])	4/18/25
Walks	3	at #13 Ole Miss	3/16/25
Strikeouts	4	at #7 Georgia	4/13/25

**41 WILL McENTIRE****SEASON HIGHS**

Category	High	Opponent (Last)	Date
Innings	3.1	at #13 Ole Miss	3/16/25
Longest Start	--	--	--
Shortest Start	--	--	--
Longest Relief	3.1	at #13 Ole Miss	3/16/25
Hits	3	Missouri State	3/25/25
Runs	3	Missouri State	3/25/25
Earned Runs	2	2x (Missouri State)	3/25/25
Walks	1	2x (Missouri State)	3/25/25
Strikeouts	5	at #13 Ole Miss	3/16/25

CAREER HIGHS

Category	High	Opponent (Last)	Date
Innings	9.0	Louisiana Tech	3/11/23
Longest Start	9.0	Louisiana Tech	3/11/23
Shortest Start	1.1	2x (at #5 Texas A&M)	5/18/24
Longest Relief	6.0	#6 South Carolina	5/13/23
Hits	9	at #1 LSU	3/25/23
Runs	7	at #1 LSU	3/25/23
Earned Runs	7	at #1 LSU	3/25/23
Walks	4	2x (at #6 Oklahoma State)	6/5/22
Strikeouts	9	2x (#6 South Carolina)	5/13/23

**46 CHRISTIAN FOUTCH****SEASON HIGHS**

Category	High	Opponent (Last)	Date
Innings	2.0	Washington State [DH-1]	2/14/25
Longest Start	--	--	--
Shortest Start	--	--	--
Longest Relief	2.0	Washington State [DH-1]	2/14/25
Hits	2	2x (Charlotte)	3/2/25
Runs	2	3x (Texas A&M [DH-2])	4/18/25
Earned Runs	2	3x (Texas A&M [DH-2])	4/18/25
Walks	2	vs. #22 TCU	2/22/25
Strikeouts	5	at #7 Georgia	4/12/25

CAREER HIGHS

Category	High	Opponent (Last)	Date
Innings	2.0	5x (Washington State [DH-1])	2/14/25
Longest Start	--	--	--
Shortest Start	--	--	--
Longest Relief	2.0	5x (Washington State [DH-1])	2/14/25
Hits	6	Little Rock	4/12/23
Runs	4	Little Rock	4/12/23
Earned Runs	4	Little Rock	4/12/23
Walks	2	6x (vs. #22 TCU)	2/22/25
Strikeouts	5	at #7 Georgia	4/12/25

A ||| OVERALL STATISTICS

Record: 34-7 Home: 25-3 Away: 6-3 Neutral: 3-1 SEC: 13-5

Player	avg	gp-gs	ab	r	h	2b	3b	hr	rbi	tb	slg%	bb	hp	so	gdp	ob%	sf	sh	sb-att	po	a	e	fld%
25 Kuhio Aloy	.386	38-37	153	43	59	12	0	11	57	104	.680	20	4	48	4	.466	1	0	0-0	0	0	1	.000
24 Charles Davalan	.384	41-40	172	60	66	8	1	12	42	112	.651	24	4	13	0	.470	0	1	5-7	68	3	0	1.000
9 Wehiwa Aloy	.379	41-41	174	58	66	14	1	15	47	127	.730	19	7	37	4	.460	0	0	6-8	49	89	3	.979
8 Cam Kozeal	.362	36-32	138	35	50	12	0	8	44	86	.623	10	2	25	1	.408	2	2	2-3	175	26	3	.985
22 Logan Maxwell	.348	32-31	112	36	39	3	0	9	22	69	.616	19	8	22	2	.468	2	2	0-1	32	0	0	1.000
27 Ryder Helfrick	.309	37-33	110	27	34	5	2	8	22	67	.609	18	4	29	0	.418	2	4	0-2	330	12	3	.991
10 Brent Iredale	.295	41-40	129	42	38	8	0	10	49	76	.589	30	14	43	1	.456	7	0	2-2	17	74	4	.958
4 Justin Thomas Jr.	.283	38-31	92	28	26	4	0	6	22	48	.522	22	4	32	2	.430	3	2	4-7	64	2	1	.985
3 Nolan Souza	.250	32-28	96	24	24	5	0	4	22	41	.427	19	0	30	0	.374	0	0	9-9	36	48	2	.977

28 Carson Boles	.368	21-9	38	13	14	4	0	1	13	21	.553	14	0	11	0	.528	1	0	0-0	16	0	1	.941
17 Zane Becker	.286	18-8	28	5	8	3	0	1	6	14	.500	5	4	7	0	.459	0	1	1-1	95	3	0	1.000
1 Rocco Peppi	.250	15-13	40	7	10	2	0	0	9	12	.300	4	5	8	1	.380	1	0	0-0	67	10	1	.987
18 Reese Robinett	.250	12-1	12	2	3	3	0	0	1	6	.500	1	0	4	0	.308	0	0	0-0	30	1	0	1.000
6 Gabe Fraser	.229	21-8	35	8	8	0	1	1	10	13	.371	4	0	8	0	.300	1	0	0-0	11	18	2	.935
5 Kendall Diggs	.189	26-15	53	8	10	2	1	2	7	20	.377	6	1	16	2	.283	0	0	1-2	26	0	1	.963
42 Michael Anderson	.000	3-2	7	0	0	0	0	0	0	0	.000	1	0	2	0	.125	0	0	0-0	9	0	0	1.000
Totals	.328	41	1389	396	455	85	6	88	373	816	.587	216	57	335	17	.433	20	12	30-42	1043	323	24	.983
Opponents	.230	41	1288	161	296	67	3	37	149	480	.373	113	41	423	21	.310	9	13	36-44	980	316	43	.968

LOB - Team (322), Opp (260). DPs turned - Team (29), Opp (18). CI - Team (0), Opp (4). IBB - Team (6), Maxwell 3, K. Aloy 2, Davalan 1, Opp (2). Picked off - Boles 1, Thomas Jr. 1, W. Aloy 1, Fraser 1.

(All games Sorted by Earned run avg)

Player	era	w-l	app	gs	cg	sho	sv	ip	h	r	er	bb	so	2b	3b	hr	b/avg	wp	hp	bk	sfa	sha
40 Ben Bybee	3.30	3-0	12	3	0	0/0	0	30.0	27	12	11	8	32	4	0	4	.241	0	1	1	1	0
35 Landon Beidelschie	4.06	4-0	10	9	0	0/0	0	44.1	43	21	20	13	46	10	0	10	.265	2	5	0	0	4
33 Zach Root	4.19	5-2	10	10	1	0/2	0	53.2	46	26	25	20	73	18	0	3	.224	5	6	2	1	1
20 Gabe Gaekle	6.00	3-1	10	9	0	0/0	0	42.0	42	30	28	20	50	6	2	3	.256	7	4	0	0	2

36 Parker Coil	0.60	2-0	10	0	0	0/0	0	15.0	14	3	1	2	15	2	0	1	.237	0	1	0	1	0
31 Dylan Carter	1.93	4-0	16	0	0	0/2	0	23.1	17	5	5	6	28	4	0	1	.213	7	4	0	1	1
16 Aiden Jimenez	2.08	4-1	13	0	0	0/1	1	26.0	18	6	6	3	27	3	0	1	.198	1	2	0	1	0
44 Carson Wiggins	2.77	1-0	12	0	0	0/0	3	13.0	6	5	4	9	17	2	0	0	.143	6	1	0	2	1
41 Will McEntire	3.06	1-0	12	0	0	0/0	1	17.2	12	7	6	2	19	2	0	4	.188	1	1	0	0	1
13 Steele Eaves	3.18	0-0	5	0	0	0/1	0	5.2	6	2	2	1	7	0	0	0	.261	1	2	0	0	0
38 Colin Fisher	4.22	3-0	13	4	0	0/2	0	21.1	17	10	10	9	27	6	0	2	.221	3	2	0	0	2
26 Tate McGuire	4.64	2-2	11	3	0	0/1	1	21.1	18	11	11	6	20	5	0	3	.228	1	2	0	1	0
29 Cole Gibler	5.28	1-1	12	0	0	0/0	1	15.1	15	9	9	6	33	2	0	3	.250	1	3	0	0	0
46 Christian Foutch	5.40	1-0	12	0	0	0/0	3	11.2	8	8	7	6	15	1	0	1	.195	2	6	0	0	1
14 Gage Wood	6.14	0-0	3	3	0	0/0	0	7.1	7	6	5	2	14	2	1	1	.241	2	1	0	1	0
Totals	3.88	34-7	41	41	1	3/3	10	347.2	296	161	150	113	423	67	3	37	.230	39	41	3	9	13
Opponents	9.81	7-34	41	41	0	0/0	2	326.2	455	396	356	216	335	85	6	88	.328	39	57	5	20	12

PB - Team (5), Helfrick 4, Becker 1, Opp (5). Pickoffs - Team (6), Carter 2, Root 1, McGuire 1, Gaekle 1, Helfrick 1, Opp (4). SBA/ATT - Helfrick (26-33), Beidelschies (6-10), Becker (10-10), Gaekle (5-7), Fisher (5-6), McGuire (5-5), Bybee (4-4), Foutch (3-3), Wiggins (2-2), Coil (2-2), Gibler (1-1), Jimenez (1-1), McEntire (0-1), Eaves (1-1), Root (1-1).

Record: 13-5 Home: 7-2 Away: 6-3 SEC: 13-5

Player	avg	gp-gs	ab	r	h	2b	3b	hr	rbi	tb	slg%	bb	hp	so	gdp	ob%	sf	sh	sb-att	po	a	e	fld%
8 Cam Kozeal	.392	18-17	74	23	29	7	0	5	30	51	.689	7	1	14	0	.446	1	1	1-1	89	12	2	.981
24 Charles Davalan	.381	18-18	84	27	32	5	0	8	23	61	.726	10	1	10	0	.453	0	0	2-2	31	2	0	1.000
22 Logan Maxwell	.356	17-16	59	19	21	3	0	6	13	42	.712	8	6	13	1	.473	1	1	0-0	22	0	0	1.000
9 Wehiwa Aloy	.354	18-18	82	28	29	5	0	8	21	58	.707	9	1	21	2	.424	0	0	1-2	27	34	1	.984
27 Ryder Helfrick	.338	18-18	65	17	22	4	1	5	13	43	.662	8	2	12	0	.421	1	3	0-0	187	6	1	.995
25 Kuhio Aloy	.325	18-18	77	15	25	6	0	2	17	37	.481	7	2	30	2	.391	1	0	0-0	0	0	0	.000
4 Justin Thomas Jr.	.288	18-16	52	13	15	2	0	4	17	29	.558	7	1	21	1	.365	3	1	0-0	34	1	1	.972
3 Nolan Souza	.262	13-12	42	9	11	3	0	1	9	17	.405	10	0	13	0	.404	0	0	2-2	20	21	1	.976
10 Brent Iredale	.234	18-18	64	15	15	2	0	3	17	26	.406	10	6	26	1	.373	3	0	0-0	5	31	3	.923

28 Carson Boles	.417	8-2	12	6	5	0	0	1	5	8	.667	5	0	6	0	.556	1	0	0-0	5	0	0	1.000
1 Rocco Peppi	.357	5-4	14	1	5	0	0	0	1	5	.357	0	1	4	0	.400	0	0	0-0	16	3	0	1.000
6 Gabe Fraser	.333	10-3	15	5	5	0	1	0	4	7	.467	4	0	2	0	.474	0	0	0-0	5	9	0	1.000
5 Kendall Diggs	.125	9-2	8	0	1	0	0	0	0	1	.125	0	0	3	0	.125	0	0	0-0	4	0	0	1.000
17 Zane Becker	.000	5-0	2	1	0	0	0	0	0	0	.000	1	0	1	0	.333	0	0	0-0	9	0	0	1.000
42 Michael Anderson	.000	1-0	1	0	0	0	0	0	0	0	.000	0	0	1	0	.000	0	0	0-0	0	0	0	.000
18 Reese Robinett	.000	2-0	1	1	0	0	0	0	0	0	.000	0	0	0	0	.000	0	0	0-0	4	0	0	1.000
Totals	.330	18	652	180	215	37	2	43	170	385	.590	86	21	177	7	.418	11	6	6-7	467	132	10	.984
Opponents	.238	18	580	85	138	36	0	23	78	243	.419	58	19	193	8	.325	5	8	16-20	454	134	20	.967

LOB - Team (145), Opp (118). DPs turned - Team (11), Opp (7). CI - Team (0), Opp (3). IBB - Team (3), Maxwell 1, K. Aloy 1, Davalan 1, Opp (2). Picked off - Thomas Jr. 1.

(SEC games only Sorted by Earned run avg)

Player	era	w-l	app	gs	cg	sho	sv	ip	h	r	er	bb	so	2b	3b	hr	b/avg	wp	hp	bk	sfa	sha
16 Aiden Jimenez	1.80	3-1	8	0	0	0/1	1	20.0	10	4	4	1	21	1	0	1	.147	1	2	0	1	0
40 Ben Bybee	2.03	1-0	5	0	0	0/0	0	13.1	11	3	3	4	18	3	0	2	.224	0	0	0	0	0
35 Landon Beidelschie	5.33	1-0	6	6	0	0/0	0	25.1	26	16	15	10	26	7	0	8	.283	1	5	0	0	3
33 Zach Root	5.57	3-2	6	6	1	0/1	0	32.1	34	21	20	14	37	14	0	3	.266	4	3	2	1	1
20 Gabe Gaeckle	5.87	2-1	6	5	0	0/0	0	23.0	24	17	15	11	31	2	0	2	.264	3	2	0	0	1

13 Steele Eaves	0.00	0-0	1	0	0	0/0	0	1.0	1	0	0	0	2	0	0	0	.250	0	0	0	0	0
41 Will McEntire	1.12	0-0	4	0	0	0/0	1	8.0	4	1	1	0	8	1	0	1	.138	0	0	0	0	0
31 Dylan Carter	1.80	0-0	7	0	0	0/1	0	10.0	2	2	2	2	14	1	0	0	.069	1	2	0	1	1
36 Parker Coil	2.25	2-0	2	0	0	0/0	0	4.0	5	1	1	1	5	1	0	1	.294	0	1	0	0	0
44 Carson Wiggins	3.38	1-0	6	0	0	0/0	0	8.0	4	4	3	8	11	1	0	0	.160	3	1	0	2	1
26 Tate McGuire	6.75	0-0	1	0	0	0/0	0	1.1	3	1	1	1	1	1	0	0	.429	0	0	0	0	0
46 Christian Foutch	8.44	0-0	6	0	0	0/0	0	5.1	3	5	5	3	11	1	0	1	.158	1	2	0	0	0
29 Cole Gibler	9.00	0-1	4	0	0	0/0	0	3.0	4	3	3	0	7	1	0	2	.308	0	1	0	0	0
38 Colin Fisher	54.00	0-0	2	0	0	0/0	0	0.2	4	4	4	2	0	1	0	1	.800	0	0	0	0	1
14 Gage Wood	81.00	0-0	1	1	0	0/0	0	0.1	3	3	3	1	1	1	0	1	.750	1	0	0	0	0
Totals	4.63	13-5	18	18	1	1/1	2	155.2	138	85	80	58	193	36	0	23	.238	15	19	2	5	8
Opponents	9.34	5-13	18	18	0	0/0	1	151.1	215	180	157	86	177	37	2	43	.330	14	21	1	11	6

PB - Team (3), Helfrick 3, Opp (2). Pickoffs - Team (3), Root 1, Gaeckle 1, Helfrick 1, Opp (1). SBA/ATT - Helfrick (15-19), Beidelschies (5-7), Gaeckle (2-4), Fisher (3-3), Wiggins (2-2), Becker (1-1), Gibler (1-1), Foutch (1-1), Jimenez (1-1), Eaves (1-1).

Score by innings	1	2	3	4	5	6	7	8	9	EX	Total
Arkansas	41	35	54	82	58	45	28	25	22	6	396
Opponents	28	25	18	16	16	19	18	3	13	5	161

Record when ...

Overall	34-7	After 6 leading	29-1
Conference	13-5 trailing	2-5
Non-Conference	21-2 tied	3-1
Home games	25-3	After 7 leading	17-1
Away games	6-3 trailing	1-6
Neutral site	3-1 tied	4-0
Day games	24-3	After 8 leading	18-1
Night games	10-4 trailing	1-6
vs Left starter	12-4 tied	2-0
vs Right starter	22-3		
1-Run games	4-4	Hit 0 home runs	5-1
2-Run games	3-0	... 1 home run	4-2
5+Run games	20-1	... 2+ home runs	25-4
Extra innings	2-2		
Shutouts	3-0	Opponent 0 home runs	20-1
	 1 home run	9-1
	 2+ HRs	5-5
Scoring 0-2 runs	1-2		
..... 3-5 runs	5-1		
..... 6-9 runs	8-3	Made 0 errors	23-2
..... 10+ runs	20-1 1 error	5-3
	 2+ errors	6-2
Opponent 0-2 runs	13-0		
..... 3-5 runs	18-1	Opp. made 0 errors	11-4
..... 6-9 runs	2-4 1 error	11-2
..... 10+ runs	1-2 2+ errors	12-1
Scored in 1st inning	15-2	Out-hit opponent	27-1
Opp. scored in 1st	10-4	Out-hit by opponent	5-4
Scores first	21-1	Hits are tied	2-2
Opp. scores first	13-6		

Record when team scores:

Runs	0	1	2	3	4	5	6	7	8	9	10+
W-L	0-0	0-0	1-2	1-0	2-1	2-0	1-3	3-0	2-0	2-0	20-1

Record when opponent scores:

Runs	0	1	2	3	4	5	6	7	8	9	10+
W-L	3-0	3-0	7-0	12-1	4-0	2-0	1-0	0-3	0-0	1-1	1-2

Record when leading after:

Inn.	1	2	3	4	5	6	7	8
W-L	12-2	19-0	24-0	24-1	28-1	29-1	17-1	18-1

Record when trailing after:

Inn.	1	2	3	4	5	6	7	8
W-L	7-3	7-6	6-5	5-4	3-6	2-5	1-6	1-6

Record when tied after:

Inn.	1	2	3	4	5	6	7	8
W-L	15-2	8-1	4-2	5-2	3-0	3-1	4-0	2-0

Current losing streak: 1
Longest winning streak: 12
Longest losing streak: 2

Home attendance : 253071 (26 dates avg = 9733)
Away attendance : 103917 (13 dates avg = 7993)
Total attendance: 356988 (39 dates avg = 9153)

Multiple Hit Games	2	3	4	5+	Total
9 Wehiwa Aloy	15	6	2	-	23
24 Charles Davalan	14	5	2	-	21
25 Kuhio Aloy	11	5	2	-	18
8 Cam Kozeal	12	3	1	-	16
22 Logan Maxwell	9	3	-	-	12
10 Brent Iredale	9	2	-	-	11
27 Ryder Helfrick	6	2	-	-	8
4 Justin Thomas Jr.	6	-	-	-	6
3 Nolan Souza	4	1	-	-	5
1 Rocco Peppi	3	-	-	-	3
28 Carson Boles	2	-	-	-	2
6 Gabe Fraser	2	-	-	-	2
18 Reese Robinett	-	1	-	-	1
17 Zane Becker	1	-	-	-	1
TEAM	94	28	7	0	129

Multiple RBI Games	2	3	4	5+	Total
25 Kuhio Aloy	6	6	2	1	15
9 Wehiwa Aloy	8	2	3	1	14
24 Charles Davalan	5	3	2	1	11
10 Brent Iredale	3	4	2	2	11
8 Cam Kozeal	4	3	-	3	10
27 Ryder Helfrick	4	2	-	-	6
3 Nolan Souza	3	3	-	-	6
4 Justin Thomas Jr.	4	1	1	-	6
22 Logan Maxwell	5	-	-	-	5
28 Carson Boles	2	2	-	-	4
17 Zane Becker	1	1	-	-	2
1 Rocco Peppi	1	-	1	-	2
5 Kendall Diggs	2	-	-	-	2
6 Gabe Fraser	-	-	1	-	1
TEAM	48	27	12	8	95

Hitting Streaks	Longest	Current
24 Charles Davalan	17	6
25 Kuhio Aloy	12	-
9 Wehiwa Aloy	10	7
22 Logan Maxwell	9	1
27 Ryder Helfrick	8	1
8 Cam Kozeal	8	-
4 Justin Thomas Jr.	7	-
28 Carson Boles	6	2
10 Brent Iredale	5	2
5 Kendall Diggs	5	-
3 Nolan Souza	5	2
1 Rocco Peppi	4	-
6 Gabe Fraser	4	-
17 Zane Becker	2	1
18 Reese Robinett	1	-

Reached Base Streaks	Longest	Current
24 Charles Davalan	35	35
22 Logan Maxwell	27	4
10 Brent Iredale	25	2
9 Wehiwa Aloy	16	7
27 Ryder Helfrick	15	1
8 Cam Kozeal	14	-
4 Justin Thomas Jr.	12	-
25 Kuhio Aloy	12	-
5 Kendall Diggs	11	-
28 Carson Boles	10	10
3 Nolan Souza	7	7
1 Rocco Peppi	6	-
6 Gabe Fraser	5	-
17 Zane Becker	4	2
42 Michael Anderson	1	-
18 Reese Robinett	1	-



Starting Lineup By Position (Team W-L record when starter)

PITCHER:		
33 Zach Root	10	(8-2)
20 Gabe Gaeckle	9	(7-2)
35 Landon Beidelschi	9	(7-2)
38 Colin Fisher	4	(3-1)
14 Gage Wood	3	(3-0)
40 Ben Bybee	3	(3-0)
26 Tate McGuire	3	(3-0)
CATCHER:		
27 Ryder Helfrick	33	(27-6)
17 Zane Becker	8	(7-1)
FIRST BASE:		
8 Cam Kozeal	26	(22-4)
1 Rocco Peppi	12	(9-3)
42 Michael Anderson	2	(2-0)
18 Reese Robinett	1	(1-0)
SECOND BASE:		
3 Nolan Souza	28	(25-3)
6 Gabe Fraser	7	(4-3)
8 Cam Kozeal	6	(5-1)
THIRD BASE:		
10 Brent Iredale	40	(34-6)
6 Gabe Fraser	1	(0-1)
SHORTSTOP:		
9 Wehiwa Aloy	41	(34-7)
LEFT FIELD:		
24 Charles Davalan	26	(21-5)
22 Logan Maxwell	6	(5-1)
4 Justin Thomas Jr.	4	(4-0)
28 Carson Boles	4	(4-0)
5 Kendall Diggs	1	(0-1)
CENTER FIELD:		
4 Justin Thomas Jr.	27	(22-5)
24 Charles Davalan	14	(12-2)
RIGHT FIELD:		
22 Logan Maxwell	20	(15-5)
5 Kendall Diggs	14	(12-2)
28 Carson Boles	5	(5-0)
1 Rocco Peppi	1	(1-0)
25 Kuhio Aloy	1	(1-0)
DESIGNATED HITTER:		
25 Kuhio Aloy	36	(29-7)
22 Logan Maxwell	5	(5-0)

Starting Lineup By Lineup Spot (Team W-L record when starter)

LEADOFF:		
24 Charles Davalan	40	(33-7)
4 Justin Thomas Jr.	1	(1-0)
2ND SPOT:		
9 Wehiwa Aloy	41	(34-7)
3RD SPOT:		
22 Logan Maxwell	27	(21-6)
25 Kuhio Aloy	6	(6-0)
8 Cam Kozeal	3	(3-0)
1 Rocco Peppi	2	(2-0)
10 Brent Iredale	2	(1-1)
28 Carson Boles	1	(1-0)
CLEANUP:		
25 Kuhio Aloy	20	(14-6)
10 Brent Iredale	18	(17-1)
22 Logan Maxwell	3	(3-0)
5TH SPOT:		
10 Brent Iredale	15	(14-1)
8 Cam Kozeal	10	(5-5)
25 Kuhio Aloy	6	(6-0)
5 Kendall Diggs	3	(3-0)
1 Rocco Peppi	3	(2-1)
28 Carson Boles	2	(2-0)
22 Logan Maxwell	1	(1-0)
3 Nolan Souza	1	(1-0)
6TH SPOT:		
8 Cam Kozeal	13	(13-0)
1 Rocco Peppi	7	(6-1)
5 Kendall Diggs	6	(4-2)
25 Kuhio Aloy	5	(4-1)
10 Brent Iredale	4	(2-2)
27 Ryder Helfrick	3	(2-1)
3 Nolan Souza	1	(1-0)
28 Carson Boles	1	(1-0)
17 Zane Becker	1	(1-0)
7TH SPOT:		
27 Ryder Helfrick	18	(15-3)
3 Nolan Souza	6	(5-1)
28 Carson Boles	5	(5-0)
5 Kendall Diggs	4	(4-0)
8 Cam Kozeal	3	(3-0)
42 Michael Anderson	2	(2-0)
1 Rocco Peppi	1	(0-1)
6 Gabe Fraser	1	(0-1)
10 Brent Iredale	1	(0-1)
8TH SPOT:		
3 Nolan Souza	17	(15-2)
27 Ryder Helfrick	10	(8-2)
17 Zane Becker	5	(4-1)
6 Gabe Fraser	4	(2-2)
8 Cam Kozeal	3	(3-0)
5 Kendall Diggs	1	(1-0)
18 Reese Robinett	1	(1-0)
9TH SPOT:		
4 Justin Thomas Jr.	30	(25-5)
3 Nolan Souza	3	(3-0)
6 Gabe Fraser	3	(2-1)
27 Ryder Helfrick	2	(2-0)
17 Zane Becker	2	(2-0)
5 Kendall Diggs	1	(0-1)

STARTERS SUMMARY

Player	GS	Position											Batting Order								
		p	c	1b	2b	3b	ss	lf	cf	rf	of	dh	1st	2nd	3rd	4th	5th	6th	7th	8th	9th
9 Wehiwa Aloy	41	41	41
24 Charles Davala	40	26	14	.	.	.	40
10 Brent Iredale	40	40	2	18	15	4	1	.	.
25 Kuhio Aloy	37	1	.	36	.	.	6	20	6	5	.	.	.
27 Ryder Helfrick	33	.	33	3	18	10	2
8 Cam Kozeal	32	.	.	26	6	3	.	10	13	3	3	.
22 Logan Maxwell	31	6	.	20	.	5	.	.	27	3	1
4 Justin Thomas J	31	4	27	.	.	.	1	30
3 Nolan Souza	28	.	.	.	28	1	1	6	17	3
5 Kendall Diggs	15	1	.	14	3	6	4	1	1
1 Rocco Peppi	13	.	.	12	1	2	.	3	7	1	.	.
33 Zach Root	10	10
28 Carson Boles	9	4	.	5	1	.	2	1	5	.	.
20 Gabe Gaeckle	9	9
35 Landon Beidels	9	9
17 Zane Becker	8	.	8	1	.	5	2
6 Gabe Fraser	8	.	.	.	7	1	1	4	3
38 Colin Fisher	4	4
26 Tate McGuire	3	3
14 Gage Wood	3	3
40 Ben Bybee	3	3
42 Michael Anders	2	.	.	2	2	.	.
18 Reese Robinett	1	.	.	1	1	.



III INDIVIDUAL GAME-BY-GAME

#42 Michael Anderson - 3 games (All games)

Date	Opponent	Pos	AB	R	H	RBI	2B	3B	HR	BB	SB	CS	HBP	SAC	SF	GDP	K	PO	A	E	Avg
Feb 14	WASHINGTON ST	*1b	4	0	0	0	0	0	0	0	0	0	0	0	0	0	1	3	0	0	.000
Apr 01	vs Grambling	*1b	2	0	0	0	0	0	0	1	0	0	0	0	0	0	0	6	0	0	.000
Apr 05	MISSOURI	ph/1	1	0	0	0	0	0	0	0	0	0	0	0	0	0	1	0	0	0	.000
Totals		2gs	7	0	0	0	0	0	0	1	0	0	0	0	0	0	2	9	0	0	.000

On base pct. .125 • Slugging pct. .000

#17 Zane Becker - 18 games (All games)

Date	Opponent	Pos	AB	R	H	RBI	2B	3B	HR	BB	SB	CS	HBP	SAC	SF	GDP	K	PO	A	E	Avg
Feb 14	WASHINGTON ST	pr/c	0	1	0	0	0	0	0	0	0	0	0	0	0	0	0	1	0	0	.000
Feb 15	WASHINGTON ST	*c	3	0	2	1	2	0	0	0	0	0	0	0	0	0	0	8	0	0	.667
Feb 17	WASHINGTON ST	c	0	0	0	0	0	0	0	0	0	0	0	0	0	0	0	1	0	0	.667
Feb 23	vs Michigan	ph/c	2	0	1	0	0	0	0	1	0	0	0	0	0	0	0	6	0	0	.600
Feb 25	GRAMBLING	c	1	0	0	0	0	0	0	0	0	0	0	0	0	0	0	3	0	0	.500
Mar 05	ULM	*c	3	1	1	0	0	0	0	0	0	0	1	0	0	0	1	6	0	0	.444
Mar 08	PORTLAND	c	0	0	0	0	0	0	0	0	0	0	0	0	0	0	0	1	0	0	.444
Mar 11	UCA	*c	4	0	1	0	0	0	0	0	0	0	0	0	0	0	2	14	0	0	.385
Mar 15	at Ole Miss	ph/c	1	0	0	0	0	0	0	0	0	0	0	0	0	0	0	2	0	0	.357
Mar 18	ORAL ROBERTS	*c	2	0	1	0	0	0	0	1	1	0	1	0	0	0	0	7	0	0	.375
Mar 22	SOUTH CAROLIN	c	0	0	0	0	0	0	0	0	0	0	0	0	0	0	0	0	0	0	.375
Mar 25	MISSOURI STATE	*c	4	1	1	3	1	0	0	0	0	0	1	0	0	0	2	17	2	0	.350
Apr 01	vs Grambling	*c	2	0	0	0	0	0	0	0	0	0	1	1	0	0	0	8	0	0	.318
Apr 05	MISSOURI	ph/c	0	1	0	0	0	0	0	1	0	0	0	0	0	0	0	2	0	0	.318
Apr 06	MISSOURI-1	ph/c	1	0	0	0	0	0	0	0	0	0	0	0	0	0	1	3	0	0	.304
Apr 08	ARKANSAS STAT	*c	2	0	0	0	0	0	0	1	0	0	0	0	0	0	1	4	0	0	.280
Apr 11	at Georgia	c	0	0	0	0	0	0	0	0	0	0	0	0	0	0	0	2	0	0	.280
Apr 15	UAPB	*c	3	1	1	2	0	0	1	1	0	0	0	0	0	0	0	10	1	0	.286
Totals		8gs	28	5	8	6	3	0	1	5	1	0	4	1	0	0	7	95	3	0	.286

On base pct. .459 • Slugging pct. .500

#35 Landon Beidelschies - 6 games (All games)

Date	Opponent	Pos	AB	R	H	RBI	2B	3B	HR	BB	SB	CS	HBP	SAC	SF	GDP	K	PO	A	E	Avg
Feb 17	WASHINGTON ST	*p	0	0	0	0	0	0	0	0	0	0	0	0	0	0	0	0	1	0	.000
Feb 22	vs TCU	p	0	0	0	0	0	0	0	0	0	0	0	0	0	0	0	0	1	0	.000
Mar 02	CHARLOTTE	*p	0	0	0	0	0	0	0	0	0	0	0	0	0	0	0	1	1	0	.000
Mar 09	PORTLAND	*p	0	0	0	0	0	0	0	0	0	0	0	0	0	0	0	0	1	0	.000
Apr 13	at Georgia	*p	0	0	0	0	0	0	0	0	0	0	0	0	0	0	0	0	1	0	.000
Apr 18	TEXAS A&M-2	*p	0	0	0	0	0	0	0	0	0	0	0	0	0	0	0	1	0	0	.000
Totals		5gs	0	0	0	0	0	0	0	0	0	0	0	0	0	0	0	2	5	0	.000

On base pct. .000 • Slugging pct. .000

#35 Landon Beidelschies - 10 appearances (All games)

Date	Opponent	GS	IP	H	R	ER	BB	SO	2B	3B	HR	WP	BK	HBP	IBB	Score	W-L	Sv	ERA	NP
Feb 17	WASHINGTON ST	*	5.0	4	1	1	1	7	1	0	0	0	0	0	0	12-2	1-0	0	1.80	71
Feb 22	vs TCU		2.2	1	0	0	1	0	0	0	0	0	0	0	0	2-1	2-0	0	1.17	33
Mar 02	CHARLOTTE	*	6.1	4	1	1	1	7	0	0	1	0	0	0	0	4-3	2-0	0	1.29	92
Mar 09	PORTLAND	*	5.0	8	3	3	0	6	2	0	1	1	0	0	0	5-3	3-0	0	2.37	73
Mar 16	at Ole Miss	*	2.1	4	4	4	2	2	1	0	2	0	0	1	0	12-9	3-0	0	3.80	59
Mar 23	SOUTH CAROLIN	*	5.0	5	2	2	2	3	0	0	2	0	0	0	0	11-4	3-0	0	3.76	63
Mar 30	at Vanderbilt	*	5.0	6	3	3	2	4	1	0	1	0	0	2	0	7-3	3-0	0	4.02	86
Apr 06	MISSOURI-2	*	4.0	4	2	1	1	7	2	0	0	0	0	1	0	16-2	4-0	0	3.82	73
Apr 13	at Georgia	*	5.0	4	4	4	1	6	2	0	2	0	0	1	0	6-7	4-0	0	4.24	83
Apr 18	TEXAS A&M-2	*	4.0	3	1	1	2	4	1	0	1	1	0	0	0	2-9	4-0	0	4.06	73
Totals		9	44.1	43	21	20	13	46	10	0	10	2	0	5	0	77-43	4-0	0	4.06	-

#28 Carson Boles - 21 games (All games)

Date	Opponent	Pos	AB	R	H	RBI	2B	3B	HR	BB	SB	CS	HBP	SAC	SF	GDP	K	PO	A	E	Avg
Feb 14	WASHINGTON ST	of	1	1	1	0	0	0	0	0	0	0	0	0	0	0	0	0	0	0	1.000
Feb 15	WASHINGTON ST	pr	0	0	0	0	0	0	0	0	0	0	0	0	0	0	0	0	0	0	1.000
Feb 17	WASHINGTON ST	*of	4	2	2	2	1	0	0	0	0	0	0	0	0	0	1	0	0	0	.600
Feb 22	vs TCU	of	0	0	0	0	0	0	0	1	0	0	0	0	0	0	0	1	0	0	.600
Mar 02	CHARLOTTE	*of	2	0	1	0	1	0	0	1	0	0	0	0	0	0	0	1	0	0	.571
Mar 05	ULM	of	0	1	0	0	0	0	0	2	0	0	0	0	0	0	0	2	0	0	.571
Mar 09	PORTLAND	*of	2	0	0	0	0	0	0	1	0	0	0	0	0	0	2	1	0	0	.444
Mar 16	at Ole Miss	ph	1	1	1	0	0	0	0	0	0	0	0	0	0	0	0	0	0	0	.500
Mar 18	ORAL ROBERTS	*of/of	2	0	0	0	0	0	0	2	0	0	0	0	0	0	0	0	0	0	.417
Mar 19	ORAL ROBERTS	of	1	0	0	0	0	0	0	0	0	0	0	0	0	0	1	0	0	0	.385
Mar 25	MISSOURI STATE	ph/of	3	2	1	2	1	0	0	1	0	0	0	0	0	0	0	0	0	0	.375
Apr 01	vs Grambling	*of	3	0	1	3	0	0	0	1	0	0	0	0	0	0	0	2	0	0	.368
Apr 05	MISSOURI	pr/of	1	1	1	1	0	0	0	0	0	0	0	0	0	0	0	0	0	0	.400
Apr 06	MISSOURI-2	*of	2	2	1	3	0	0	1	2	0	0	0	0	0	0	1	2	0	0	.409
Apr 08	ARKANSAS STAT	*of	4	1	2	0	1	0	0	0	0	0	0	0	0	0	0	2	0	1	.423
Apr 11	at Georgia	of	0	0	0	0	0	0	0	0	0	0	0	0	0	0	0	0	0	0	.423
Apr 12	at Georgia	ph/of	3	0	1	0	0	0	0	0	0	0	0	0	0	0	2	1	0	0	.414
Apr 13	at Georgia	ph/of	2	1	0	0	0	0	0	1	0	0	0	0	0	0	1	1	0	0	.387
Apr 15	UAPB	*of	4	0	1	1	0	0	0	0	0	0	0	0	0	0	1	2	0	0	.371
Apr 18	TEXAS A&M-1	*of	3	1	1	1	0	0	0	1	0	0	0	0	1	0	2	1	0	0	.368
Apr 18	TEXAS A&M-2	ph	0	0	0	0	0	0	0	1	0	0	0	0	0	0	0	0	0	0	.368
Totals		9gs	38	13	14	13	4	0	1	14	0	0	0	0	1	0	11	16	0	1	.368

On base pct. .528 • Slugging pct. .553

#40 Ben Bybee - 3 games (All games)

Date	Opponent	Pos	AB	R	H	RBI	2B	3B	HR	BB	SB	CS	HBP	SAC	SF	GDP	K	PO	A	E	Avg
Feb 17	WASHINGTON ST	p	0	0	0	0	0	0	0	0	0	0	0	0	0	0	0	0	0	0	.000
Mar 05	ULM	*p	0	0	0	0	0	0	0	0	0	0	0	0	0	0	0	3	0	0	.000
Apr 12	at Georgia	p	0	0	0	0	0	0	0	0	0	0	0	0	0	0	0	0	1	0	.000
Totals		1gs	0	0	0	0	0	0	0	0	0	0	0	0	0	0	0	4	1	0	.000

On base pct. .000 • Slugging pct. .000

#40 Ben Bybee - 12 appearances (All games)

Date	Opponent	GS	IP	H	R	ER	BB	SO	2B	3B	HR	WP	BK	HBP	IBB	Score	W-L	Sv	ERA	NP
Feb 17	WASHINGTON ST		1.0	2	1	1	0	0	1	0	0	0	0	0	0	12-2	0-0	0	9.00	17
Feb 25	GRAMBLING	*	3.0	1	1	1	2	2	0	0	0	0	0	0	0	14-3	1-0	0	4.50	47
Mar 05	ULM	*	4.0	5	3	3	1	2	0	0	1	0	0	0	0	15-3	2-0	0	5.62	58
Mar 11	UCA		2.0	3	1	1	1	2	0	0	0	0	1	1	0	9-2	2-0	0	5.40	37
Mar 14	at Ole Miss		2.0	0	0	0	1	2	0	0	0	0	0	0	0	6-10	2-0	0	4.50	23
Mar 18	ORAL ROBERTS	*	4.0	1	0	0	0	5	0	0	0	0	0	0	0	4-1	2-0	0	3.38	55
Mar 23	SOUTH CAROLIN		1.0	1	0	0	0	0	0	0	0	0	0	0	0	11-4	2-0	0	3.18	11
Mar 25	MISSOURI STATE		1.2	4	3	2	0	2	0	0	1	0	0	0	0	13-14	2-0	0	3.86	33
Mar 30	at Vanderbilt		4.0	2	0	0	1	7	1	0	0	0	0	0	0	7-3	3-0	0	3.18	62
Apr 08	ARKANSAS STAT		1.0	0	0	0	0	1	0	0	0	0	0	0	0	7-3	3-0	0	3.04	10
Apr 12	at Georgia		3.1	5	2	2	0	5	2	0	1	0	0	0	0	6-7	3-0	0	3.33	44
Apr 18	TEXAS A&M-1		3.0	3	1	1	2	4	0	0	1	0	0	0	0	11-5	3-0	0	3.30	44
Totals		3	30.0	27	12	11	8	32	4	0	4	0	1	1	0	115-57	3-0	0	3.30	-

#31 Dylan Carter - 4 games (All games)

Date	Opponent	Pos	AB	R	H	RBI	2B	3B	HR	BB	SB	CS	HBP	SAC	SF	GDP	K	PO	A	E	Avg
Feb 15	WASHINGTON ST	p	0	0	0	0	0	0	0	0	0	0	0	0	0	0	0	0	1	0	.000
Feb 23	vs Michigan	p	0	0	0	0	0	0	0	0	0	0	0	0	0	0	0	1	0	0	.000
Mar 04	ULM	p	0	0	0	0	0	0	0	0	0	0	0	0	0	0	0	0	1	0	.000
Apr 01	vs Grambling	p	0	0	0	0	0	0	0	0	0	0	0	0	0	0	0	0	1	0	.000
Totals		0gs	0	0	0	0	0	0	0	0	0	0	0	0	0	0	0	1	3	0	.000

On base pct. .000 • Slugging pct. .000



III INDIVIDUAL GAME-BY-GAME

#31 Dylan Carter - 16 appearances (All games)

Date	Opponent	GS	IP	H	R	ER	BB	SO	2B	3B	HR	WP	BK	HBP	IBB	Score	W-L	Sv	ERA	NP
Feb 15	WASHINGTON ST		1.2	2	0	0	0	1	1	0	0	1	0	0	0	5-2	1-0	0	0.00	23
Feb 23	vs Michigan		2.0	3	0	0	1	1	0	0	0	1	0	0	0	8-6	2-0	0	0.00	33
Feb 28	CHARLOTTE		1.0	2	0	0	0	2	1	0	0	0	0	1	0	11-10	3-0	0	0.00	24
Mar 04	ULM		2.0	1	0	0	1	2	0	0	0	2	0	0	0	14-1	3-0	0	0.00	34
Mar 11	UCA		1.0	2	0	0	1	2	0	0	0	0	0	0	0	9-2	3-0	0	0.00	18
Mar 14	at Ole Miss		1.2	1	2	2	1	2	1	0	0	0	0	1	0	6-10	3-0	0	1.93	28
Mar 16	at Ole Miss		0.1	0	0	0	0	0	0	0	0	0	0	0	0	12-9	3-0	0	1.86	1
Mar 19	ORAL ROBERTS		1.0	1	0	0	0	0	0	0	0	1	0	1	0	16-0	3-0	0	1.69	12
Mar 25	MISSOURI STATE		1.1	1	1	1	0	3	0	0	1	0	0	0	0	13-14	3-0	0	2.25	20
Mar 28	at Vanderbilt		1.0	0	0	0	1	1	0	0	0	0	0	0	0	9-0	3-0	0	2.08	13
Apr 01	vs Grambling		2.0	3	2	2	1	2	1	0	0	1	0	0	0	7-4	3-0	0	3.00	37
Apr 05	MISSOURI		1.0	0	0	0	0	2	0	0	0	0	0	0	0	21-3	3-0	0	2.81	11
Apr 08	ARKANSAS STAT		1.1	0	0	0	0	1	0	0	0	0	0	0	0	7-3	4-0	0	2.60	21
Apr 11	at Georgia		1.0	0	0	0	0	2	0	0	0	0	0	0	0	13-3	4-0	0	2.45	12
Apr 13	at Georgia		1.0	0	0	0	0	3	0	0	0	0	0	0	0	6-7	4-0	0	2.33	15
Apr 17	TEXAS A&M		4.0	1	0	0	0	4	0	0	0	1	0	1	0	4-7	4-0	0	1.93	42
Totals		0	23.1	17	5	5	6	28	4	0	1	7	0	4	0	161-81	4-0	0	1.93	-

#36 Parker Coil - 1 game (All games)

Date	Opponent	Pos	AB	R	H	RBI	2B	3B	HR	BB	SB	CS	HBP	SAC	SF	GDP	K	PO	A	E	Avg
Mar 23	SOUTH CAROLIN	p	0	0	0	0	0	0	0	0	0	0	0	0	0	0	0	1	0	0	.000
Totals		0gs	0	0	0	0	0	0	0	0	0	0	0	0	0	0	0	1	0	0	.000

On base pct. .000 • Slugging pct. .000

#36 Parker Coil - 10 appearances (All games)

Date	Opponent	GS	IP	H	R	ER	BB	SO	2B	3B	HR	WP	BK	HBP	IBB	Score	W-L	Sv	ERA	NP
Feb 14	WASHINGTON ST		0.1	1	0	0	0	0	0	0	0	0	0	0	0	3-2	0-0	0	0.00	5
Feb 15	WASHINGTON ST		1.1	1	0	0	0	1	0	0	0	0	0	0	0	5-2	0-0	0	0.00	16
Feb 21	vs Kansas State		1.0	0	0	0	0	0	0	0	0	0	0	0	0	2-3	0-0	0	0.00	12
Feb 23	vs Michigan		1.2	3	2	0	0	1	1	0	0	0	0	0	0	8-6	0-0	0	0.00	29
Feb 28	CHARLOTTE		2.0	0	0	0	0	3	0	0	0	0	0	0	0	11-10	0-0	0	0.00	25
Mar 02	CHARLOTTE		1.2	0	0	0	0	4	0	0	0	0	0	0	0	4-3	0-0	0	0.00	17
Mar 09	PORTLAND		1.0	2	0	0	0	0	0	0	0	0	0	0	0	5-3	0-0	0	0.00	18
Mar 15	at Ole Miss		2.0	3	1	1	0	4	0	0	1	0	0	0	0	12-3	1-0	0	0.82	35
Mar 18	ORAL ROBERTS		2.0	2	0	0	1	1	0	0	0	0	0	0	0	4-1	1-0	0	0.69	31
Mar 23	SOUTH CAROLIN		2.0	2	0	0	1	1	1	0	0	0	0	1	0	11-4	2-0	0	0.60	30
Totals		0	15.0	14	3	1	2	15	2	0	1	0	0	1	0	65-37	2-0	0	0.60	-

#24 Charles Davalan - 41 games (All games)

Date	Opponent	Pos	AB	R	H	RBI	2B	3B	HR	BB	SB	CS	HBP	SAC	SF	GDP	K	PO	A	E	Avg
Feb 14	WASHINGTON ST	*of	4	1	1	0	0	0	0	1	0	0	0	0	0	0	0	4	0	0	.250
Feb 14	WASHINGTON ST	*of	5	1	2	3	0	0	0	0	0	0	0	0	0	0	1	0	0	0	.333
Feb 15	WASHINGTON ST	*of	4	1	1	0	1	0	0	0	0	0	0	0	0	0	0	3	0	0	.308
Feb 17	WASHINGTON ST	*of	4	1	1	2	0	0	0	1	1	0	0	0	0	0	0	1	0	0	.294
Feb 21	vs Kansas State	*of	2	0	0	0	0	0	0	1	0	0	1	0	0	0	0	2	0	0	.263
Feb 22	vs TCU	*of	4	0	0	0	0	0	0	0	0	0	0	0	0	0	1	1	0	0	.217
Feb 23	vs Michigan	*of	5	1	2	2	1	0	0	0	0	0	0	0	0	0	0	2	0	0	.250
Feb 25	GRAMBLING	*of	3	1	1	0	0	0	0	2	0	0	0	0	0	0	0	0	0	0	.258
Feb 28	CHARLOTTE	*of	4	1	1	2	0	0	1	1	0	0	0	0	0	0	0	0	0	0	.257
Mar 01	CHARLOTTE	*of/of	5	1	1	0	0	0	0	0	0	0	0	0	0	0	0	1	0	0	.250
Mar 02	CHARLOTTE	of	1	0	1	0	0	0	0	0	0	1	0	0	0	0	0	0	0	0	.268
Mar 04	ULM	*of	3	3	0	0	0	0	0	1	0	0	1	0	0	0	0	1	0	0	.250
Mar 05	ULM	*of	3	4	2	4	0	0	1	2	0	0	0	0	0	0	0	2	0	0	.277
Mar 07	PORTLAND	*of	3	3	1	0	0	0	0	1	0	0	1	0	0	0	0	2	0	0	.280
Mar 08	PORTLAND	*of	3	2	3	1	0	0	1	0	0	0	0	1	0	0	0	2	0	0	.321
Mar 09	PORTLAND	*of	4	2	2	0	0	0	0	0	1	0	0	0	0	0	0	1	0	0	.333
Mar 11	UCA	*of	3	2	0	0	0	0	0	2	0	0	0	0	0	0	0	3	0	0	.317
Mar 14	at Ole Miss	*of/of	5	2	2	1	0	0	1	0	0	0	0	0	0	0	0	1	1	0	.323
Mar 15	at Ole Miss	*of	6	2	4	3	0	0	1	0	0	0	0	0	0	0	2	0	0	0	.352
Mar 16	at Ole Miss	*of/of	6	1	2	2	0	0	0	0	1	0	0	0	0	0	2	3	0	0	.351
Mar 18	ORAL ROBERTS	*of/of	4	1	3	1	0	0	0	1	0	0	0	0	0	0	0	3	0	0	.370
Mar 19	ORAL ROBERTS	*of	4	3	3	0	0	0	0	0	1	0	0	0	0	0	0	3	0	0	.388
Mar 21	SOUTH CAROLIN	*of	5	3	4	1	1	0	0	0	0	0	0	0	0	0	0	2	0	0	.411
Mar 22	SOUTH CAROLIN	*of	4	2	1	2	0	0	1	1	0	0	0	0	0	0	0	2	0	0	.404
Mar 23	SOUTH CAROLIN	*of	4	2	2	1	0	0	1	1	0	0	0	0	0	0	0	1	0	0	.408
Mar 25	MISSOURI STATE	*of/of	6	1	3	0	1	0	0	0	0	0	0	0	0	0	1	1	0	0	.413
Mar 28	at Vanderbilt	*of	3	1	1	0	0	0	0	2	0	0	0	0	0	0	0	4	0	0	.411
Mar 29	at Vanderbilt	*of	5	0	1	0	0	0	0	0	0	0	0	0	0	0	1	2	0	0	.402
Mar 30	at Vanderbilt	*of	5	2	2	3	0	0	2	0	0	0	0	0	0	0	1	4	0	0	.402
Apr 01	vs Grambling	*of/of	5	2	2	0	0	1	0	0	0	0	0	0	0	0	0	2	0	0	.402
Apr 05	MISSOURI	*of	5	0	1	1	0	0	0	0	0	0	1	0	0	0	0	1	0	0	.394
Apr 06	MISSOURI-1	*of	5	2	2	7	0	0	2	0	0	0	0	0	0	0	0	0	0	0	.394
Apr 06	MISSOURI-2	*of	3	3	2	1	0	0	0	2	1	0	0	0	0	0	0	0	0	0	.400
Apr 08	ARKANSAS STAT	*of	4	1	3	4	0	0	1	1	0	1	0	0	0	0	0	2	1	0	.410
Apr 11	at Georgia	*of	5	1	0	0	0	0	0	1	0	0	0	0	0	0	2	1	0	0	.396
Apr 12	at Georgia	*of/of	5	1	1	0	1	0	0	0	0	0	0	0	0	0	1	1	0	0	.389
Apr 13	at Georgia	*of/of	4	1	1	1	1	0	0	2	0	0	0	0	0	0	0	1	0	0	.386
Apr 15	UAPB	*of	5	1	1	0	0	0	0	0	0	0	0	0	0	0	0	1	0	0	.380
Apr 17	TEXAS A&M	*of	4	2	2	0	1	0	0	1	0	0	0	0	0	0	0	3	0	0	.383
Apr 18	TEXAS A&M-1	*of	5	1	2	0	1	0	0	0	0	0	0	0	0	0	1	1	0	0	.383
Apr 18	TEXAS A&M-2	*of/of	5	1	2	0	0	0	0	0	0	0	0	0	0	0	0	4	1	0	.384
Totals		40gs	172	60	66	42	8	1	12	24	5	2	4	1	0	0	13	68	3	0	.384

On base pct. .470 • Slugging pct. .651



III INDIVIDUAL GAME-BY-GAME

#5 Kendall Diggs - 26 games (All games)

Date	Opponent	Pos	AB	R	H	RBI	2B	3B	HR	BB	SB	CS	HBP	SAC	SF	GDP	K	PO	A	E	Avg
Feb 14	WASHINGTON ST	*of	4	0	0	0	0	0	0	0	0	0	0	0	0	0	2	1	0	0	.000
Feb 15	WASHINGTON ST	*of	3	1	1	0	1	0	0	1	0	1	0	0	0	0	1	4	0	0	.143
Feb 21	vs Kansas State	*of	4	0	1	0	0	0	0	0	0	0	0	0	0	0	2	1	0	0	.182
Feb 22	vs TCU	*of	2	0	1	0	0	0	0	0	1	0	0	0	0	0	0	2	0	0	.231
Feb 23	vs Michigan	*of	4	1	1	1	1	0	0	1	0	0	0	0	0	0	1	4	0	0	.235
Feb 28	CHARLOTTE	of	0	0	0	0	0	0	0	0	0	0	0	0	0	0	0	1	0	0	.235
Mar 01	CHARLOTTE	*of	3	1	1	0	0	0	0	1	0	0	0	0	0	0	2	2	0	0	.250
Mar 04	ULM	*of	3	0	0	0	0	0	0	0	0	0	1	0	0	0	1	0	0	0	.217
Mar 05	ULM	*of	3	1	1	1	0	0	1	0	0	0	0	0	0	0	0	2	0	0	.231
Mar 07	PORTLAND	of	1	1	1	2	0	1	0	1	0	0	0	0	0	0	0	0	0	0	.259
Mar 08	PORTLAND	*of	4	1	1	2	0	0	1	0	0	0	0	0	0	0	0	0	0	0	.258
Mar 09	PORTLAND	of	0	0	0	0	0	0	0	1	0	0	0	0	0	0	0	0	0	0	.258
Mar 11	UCA	*of	3	0	0	0	0	0	0	1	0	0	0	0	0	1	1	1	0	0	.235
Mar 14	at Ole Miss	of	1	0	0	0	0	0	0	0	0	0	0	0	0	0	1	0	0	0	.229
Mar 16	at Ole Miss	*of	2	0	0	0	0	0	0	0	0	0	0	0	0	0	0	2	0	0	.216
Mar 19	ORAL ROBERTS	*of	4	1	0	1	0	0	0	0	0	0	0	0	0	0	0	2	0	0	.195
Mar 22	SOUTH CAROLIN	of	0	0	0	0	0	0	0	0	0	0	0	0	0	0	0	1	0	0	.195
Mar 23	SOUTH CAROLIN	of	0	0	0	0	0	0	0	0	0	0	0	0	0	0	0	0	0	0	.195
Mar 25	MISSOURI STATE	*of	2	0	0	0	0	0	0	0	0	0	0	0	0	1	0	1	0	1	.186
Apr 01	vs Grambling	*of	4	0	0	0	0	0	0	0	0	0	0	0	0	0	3	1	0	0	.170
Apr 06	MISSOURI-1	pr/of	1	0	0	0	0	0	0	0	0	0	0	0	0	0	1	0	0	0	.167
Apr 12	at Georgia	pr	0	0	0	0	0	0	0	0	0	0	0	0	0	0	0	0	0	0	.167
Apr 13	at Georgia	*of	2	0	0	0	0	0	0	0	0	0	0	0	0	0	0	1	0	0	.160
Apr 15	UAPB	ph	1	1	1	0	0	0	0	0	0	0	0	0	0	0	0	0	0	0	.176
Apr 17	TEXAS A&M	ph	1	0	1	0	0	0	0	0	0	0	0	0	0	0	0	0	0	0	.192
Apr 18	TEXAS A&M-2	ph/of	1	0	0	0	0	0	0	0	0	0	0	0	0	0	1	0	0	0	.189
Totals		15gs	53	8	10	7	2	1	2	6	1	1	1	0	0	2	16	26	0	1	.189

On base pct. .283 • Slugging pct. .377

#13 Steele Eaves - 2 games (All games)

Date	Opponent	Pos	AB	R	H	RBI	2B	3B	HR	BB	SB	CS	HBP	SAC	SF	GDP	K	PO	A	E	Avg
Feb 25	GRAMBLING	p	0	0	0	0	0	0	0	0	0	0	0	0	0	0	0	0	1	0	.000
Mar 07	PORTLAND	p	0	0	0	0	0	0	0	0	0	0	0	0	0	0	0	0	1	0	.000
Totals		0gs	0	0	0	0	0	0	0	0	0	0	0	0	0	0	0	0	2	0	.000

On base pct. .000 • Slugging pct. .000

#13 Steele Eaves - 5 appearances (All games)

Date	Opponent	GS	IP	H	R	ER	BB	SO	2B	3B	HR	WP	BK	HBP	IBB	Score	W-L	Sv	ERA	NP
Feb 25	GRAMBLING		1.0	1	1	1	0	2	0	0	0	1	0	1	0	14-3	0-0	0	9.00	19
Mar 07	PORTLAND		1.2	4	1	1	0	1	0	0	0	0	0	1	0	20-3	0-0	0	6.75	31
Mar 19	ORAL ROBERTS		1.0	0	0	0	1	1	0	0	0	0	0	0	0	16-0	0-0	0	4.91	21
Apr 06	MISSOURI-1		1.0	1	0	0	0	2	0	0	0	0	0	0	0	14-4	0-0	0	3.86	16
Apr 15	UAPB		1.0	0	0	0	0	1	0	0	0	0	0	0	0	13-3	0-0	0	3.18	10
Totals		0	5.2	6	2	2	1	7	0	0	0	1	0	2	0	77-13	0-0	0	3.18	-

#38 Colin Fisher - 3 games (All games)

Date	Opponent	Pos	AB	R	H	RBI	2B	3B	HR	BB	SB	CS	HBP	SAC	SF	GDP	K	PO	A	E	Avg
Mar 04	ULM	*p	0	0	0	0	0	0	0	0	0	0	0	0	0	0	0	0	1	0	.000
Apr 01	vs Grambling	p	0	0	0	0	0	0	0	0	0	0	0	0	0	0	0	0	0	1	.000
Apr 08	ARKANSAS STAT	p	0	0	0	0	0	0	0	0	0	0	0	0	0	0	0	0	1	0	.000
Totals		1gs	0	0	0	0	0	0	0	0	0	0	0	0	0	0	0	0	2	1	.000

On base pct. .000 • Slugging pct. .000

#38 Colin Fisher - 13 appearances (All games)

Date	Opponent	GS	IP	H	R	ER	BB	SO	2B	3B	HR	WP	BK	HBP	IBB	Score	W-L	Sv	ERA	NP
Feb 23	vs Michigan		1.0	0	0	0	1	2	0	0	0	0	0	0	0	8-6	0-0	0	0.00	14
Feb 25	GRAMBLING		1.0	0	0	0	0	1	0	0	0	0	0	0	0	14-3	0-0	0	0.00	11
Feb 28	CHARLOTTE		2.0	3	1	1	0	3	1	0	1	1	0	0	0	11-10	0-0	0	2.25	33
Mar 04	ULM	*	3.0	1	0	0	1	6	0	0	0	0	0	0	0	14-1	1-0	0	1.29	41
Mar 08	PORTLAND		1.0	1	0	0	0	1	0	0	0	0	0	0	0	10-0	1-0	0	1.12	14
Mar 11	UCA	*	3.0	1	0	0	0	3	1	0	0	0	0	0	0	9-2	2-0	0	0.82	39
Mar 16	at Ole Miss		0.2	3	3	3	2	0	0	0	1	0	0	0	0	12-9	2-0	0	3.09	23
Mar 19	ORAL ROBERTS	*	2.0	0	0	0	0	4	0	0	0	0	0	1	0	16-0	3-0	0	2.63	27
Mar 25	MISSOURI STATE	*	3.0	2	3	3	3	6	2	0	0	2	0	0	0	13-14	3-0	0	3.78	54
Apr 01	vs Grambling		1.0	2	1	1	0	0	0	0	0	0	0	1	0	7-4	3-0	0	4.08	25
Apr 08	ARKANSAS STAT		1.2	1	1	1	1	0	0	0	0	0	0	0	0	7-3	3-0	0	4.19	20
Apr 15	UAPB		2.0	2	0	0	1	1	1	0	0	0	0	0	0	13-3	3-0	0	3.80	27
Apr 18	TEXAS A&M-2		0.0	1	1	1	0	0	1	0	0	0	0	0	0	2-9	3-0	0	4.22	4
Totals		4	21.1	17	10	10	9	27	6	0	2	3	0	2	0	136-64	3-0	0	4.22	-

#46 Christian Foutch - 2 games (All games)

Date	Opponent	Pos	AB	R	H	RBI	2B	3B	HR	BB	SB	CS	HBP	SAC	SF	GDP	K	PO	A	E	Avg
Feb 14	WASHINGTON ST	p	0	0	0	0	0	0	0	0	0	0	0	0	0	0	0	0	1	0	.000
Apr 18	TEXAS A&M-2	p	0	0	0	0	0	0	0	0	0	0	0	0	0	0	0	1	0	0	.000
Totals		ogs	0	0	0	0	0	0	0	0	0	0	0	0	0	0	0	1	1	0	.000

On base pct. .000 • Slugging pct. .000

#46 Christian Foutch - 12 appearances (All games)

Date	Opponent	GS	IP	H	R	ER	BB	SO	2B	3B	HR	WP	BK	HBP	IBB	Score	W-L	Sv	ERA	NP
Feb 14	WASHINGTON ST		2.0	2	1	0	0	0	0	0	0	0	0	0	0	3-2	1-0	0	0.00	32
Feb 22	vs TCU		1.1	1	0	0	2	1	0	0	0	0	0	0	0	2-1	1-0	1	0.00	29
Feb 28	CHARLOTTE		1.0	0	0	0	0	1	0	0	0	0	0	2	0	11-10	1-0	2	0.00	13
Mar 02	CHARLOTTE		0.0	2	2	2	0	0	0	0	0	1	0	1	0	4-3	1-0	2	4.15	11
Mar 09	PORTLAND		1.0	0	0	0	0	1	0	0	0	0	0	1	0	5-3	1-0	2	3.38	18
Mar 16	at Ole Miss		0.1	0	0	0	1	0	0	0	0	0	0	1	0	12-9	1-0	2	3.18	12
Mar 18	ORAL ROBERTS		1.0	0	0	0	1	1	0	0	0	0	0	0	0	4-1	1-0	3	2.70	14
Mar 23	SOUTH CAROLIN		0.0	1	2	2	0	0	1	0	0	0	0	1	0	11-4	1-0	3	5.40	3
Apr 06	MISSOURI-2		1.0	0	0	0	0	2	0	0	0	0	0	0	0	16-2	1-0	3	4.70	12
Apr 12	at Georgia		1.2	0	0	0	1	5	0	0	0	1	0	0	0	6-7	1-0	3	3.86	31
Apr 17	TEXAS A&M		1.0	1	1	1	0	2	0	0	1	0	0	0	0	4-7	1-0	3	4.35	15
Apr 18	TEXAS A&M-2		1.1	1	2	2	1	2	0	0	0	0	0	0	0	2-9	1-0	3	5.40	20
Totals		0	11.2	8	8	7	6	15	1	0	1	2	0	6	0	80-58	1-0	3	5.40	-



||| INDIVIDUAL GAME-BY-GAME

#6 Gabe Fraser - 21 games (All games)

Date	Opponent	Pos	AB	R	H	RBI	2B	3B	HR	BB	SB	CS	HBP	SAC	SF	GDP	K	PO	A	E	Avg
Feb 15	WASHINGTON ST	pr	0	0	0	0	0	0	0	0	0	0	0	0	0	0	0	0	0	0	.000
Feb 22	vs TCU	*2b	3	0	0	0	0	0	0	0	0	0	0	0	0	0	1	0	2	1	.000
Feb 25	GRAMBLING	2b	0	0	0	1	0	0	0	0	0	0	0	0	1	0	0	0	0	0	.000
Mar 02	CHARLOTTE	*2b	3	0	1	0	0	0	0	0	0	0	0	0	0	0	0	0	0	0	.167
Mar 05	ULM	pr/2b	1	1	0	0	0	0	0	0	0	0	0	0	0	0	0	0	0	0	.143
Mar 09	PORTLAND	2b	1	0	0	0	0	0	0	0	0	0	0	0	0	0	0	1	1	0	.125
Mar 11	UCA	*2b	4	0	0	0	0	0	0	0	0	0	0	0	0	0	2	1	2	0	.083
Mar 16	at Ole Miss	pr/of	0	1	0	0	0	0	0	0	0	0	0	0	0	0	0	1	0	0	.083
Mar 18	ORAL ROBERTS	pr	0	1	0	0	0	0	0	0	0	0	0	0	0	0	0	0	0	0	.083
Mar 19	ORAL ROBERTS	3b	1	0	0	1	0	0	0	0	0	0	0	0	0	0	0	0	1	1	.077
Mar 25	MISSOURI STATE	*3b	4	1	2	4	0	0	1	0	0	0	0	0	0	0	1	1	1	0	.176
Mar 28	at Vanderbilt	pr	0	1	0	0	0	0	0	0	0	0	0	0	0	0	0	0	0	0	.176
Apr 01	vs Grambling	*2b	3	0	0	0	0	0	0	0	0	0	0	0	0	0	2	3	2	0	.150
Apr 05	MISSOURI	pr/3b	0	1	0	1	0	0	0	1	0	0	0	0	0	0	0	0	0	0	.150
Apr 06	MISSOURI-1	ss	0	0	0	0	0	0	0	0	0	0	0	0	0	0	0	1	0	0	.150
Apr 06	MISSOURI-2	3b	1	0	1	1	0	0	0	0	0	0	0	0	0	0	0	0	0	0	.190
Apr 11	at Georgia	2b	1	1	1	1	0	1	0	2	0	0	0	0	0	0	0	1	0	0	.227
Apr 12	at Georgia	*2b	3	0	2	1	0	0	0	1	0	0	0	0	0	0	0	0	1	0	.280
Apr 13	at Georgia	*2b	5	1	1	0	0	0	0	0	0	0	0	0	0	0	1	2	5	0	.267
Apr 17	TEXAS A&M	*2b	4	0	0	0	0	0	0	0	0	0	0	0	0	0	0	0	3	0	.235
Apr 18	TEXAS A&M-2	2b	1	0	0	0	0	0	0	0	0	0	0	0	0	0	1	0	0	0	.229
Totals		8gs	35	8	8	10	0	1	1	4	0	0	0	0	1	0	8	11	18	2	.229

On base pct. .300 • Slugging pct. .371

#20 Gabe Gaeckle - 7 games (All games)

Date	Opponent	Pos	AB	R	H	RBI	2B	3B	HR	BB	SB	CS	HBP	SAC	SF	GDP	K	PO	A	E	Avg
Feb 21	vs Kansas State	*p	0	0	0	0	0	0	0	0	0	0	0	0	0	0	0	0	3	0	.000
Feb 28	CHARLOTTE	*p	0	0	0	0	0	0	0	0	0	0	0	0	0	0	0	0	1	0	.000
Mar 07	PORTLAND	*p	0	0	0	0	0	0	0	0	0	0	0	0	0	0	0	0	1	0	.000
Mar 15	at Ole Miss	*p	0	0	0	0	0	0	0	0	0	0	0	0	0	0	0	1	1	0	.000
Mar 29	at Vanderbilt	*p	0	0	0	0	0	0	0	0	0	0	0	0	0	0	0	1	1	0	.000
Apr 06	MISSOURI-1	*p	0	0	0	0	0	0	0	0	0	0	0	0	0	0	0	1	0	0	.000
Apr 18	TEXAS A&M-1	p	0	0	0	0	0	0	0	0	0	0	0	0	0	0	0	0	2	0	.000
Totals		6gs	0	0	0	0	0	0	0	0	0	0	0	0	0	0	0	4	9	0	.000

On base pct. .000 • Slugging pct. .000

#20 Gabe Gaeckle - 10 appearances (All games)

Date	Opponent	GS	IP	H	R	ER	BB	SO	2B	3B	HR	WP	BK	HBP	IBB	Score	W-L	Sv	ERA	NP
Feb 14	WASHINGTON ST	*	5.0	1	0	0	1	7	0	0	0	1	0	1	0	3-2	0-0	0	0.00	78
Feb 21	vs Kansas State	*	5.2	5	2	2	4	2	1	0	0	0	0	0	0	2-3	0-0	0	1.69	99
Feb 28	CHARLOTTE	*	3.0	10	9	9	1	3	3	1	1	2	0	0	0	11-10	0-0	0	7.24	66
Mar 07	PORTLAND	*	5.1	2	2	2	3	7	0	1	0	1	0	1	0	20-3	1-0	0	6.16	87
Mar 15	at Ole Miss	*	4.0	1	2	2	3	8	1	0	0	2	0	1	0	12-3	1-0	0	5.87	79
Mar 22	SOUTH CAROLIN	*	1.2	2	3	3	3	0	0	0	0	1	0	1	0	12-3	1-0	0	6.57	45
Mar 29	at Vanderbilt	*	5.2	6	2	2	0	7	1	0	0	0	0	0	0	6-4	1-0	0	5.93	92
Apr 06	MISSOURI-1	*	4.0	5	4	2	2	6	0	0	0	0	0	0	0	14-4	2-0	0	5.77	83
Apr 12	at Georgia	*	2.0	6	5	5	1	2	0	0	1	0	0	0	0	6-7	2-1	0	6.69	56
Apr 18	TEXAS A&M-1		5.2	4	1	1	2	8	0	0	1	0	0	0	0	11-5	3-1	0	6.00	97
Totals		9	42.0	42	30	28	20	50	6	2	3	7	0	4	0	97-44	3-1	0	6.00	-

#29 Cole Gibler - 12 appearances (All games)

Date	Opponent	GS	IP	H	R	ER	BB	SO	2B	3B	HR	WP	BK	HBP	IBB	Score	W-L	Sv	ERA	NP
Feb 17	WASHINGTON ST		1.0	0	0	0	1	1	0	0	0	0	0	0	0	12-2	0-0	0	0.00	12
Feb 23	vs Michigan		1.0	0	0	0	1	3	0	0	0	0	0	1	0	8-6	0-0	0	0.00	25
Mar 04	ULM		1.0	2	1	1	0	3	1	0	0	0	0	0	0	14-1	0-0	0	3.00	22
Mar 11	UCA		2.0	1	1	1	1	4	0	0	0	0	0	1	0	9-2	0-0	0	3.60	34
Mar 18	ORAL ROBERTS		2.0	4	1	1	0	1	0	0	0	1	0	0	0	4-1	1-0	0	3.86	39
Mar 25	MISSOURI STATE		2.1	3	3	3	1	7	0	0	1	0	0	0	0	13-14	1-0	0	5.79	44
Apr 01	vs Grambling		2.0	0	0	0	1	5	0	0	0	0	0	0	0	7-4	1-0	1	4.76	25
Apr 06	MISSOURI-2		1.0	0	0	0	0	2	0	0	0	0	0	1	0	16-2	1-0	1	4.38	14
Apr 08	ARKANSAS STAT		1.0	1	0	0	1	2	0	0	0	0	0	0	0	7-3	1-0	1	4.05	24
Apr 12	at Georgia		1.0	1	0	0	0	3	0	0	0	0	0	0	0	6-7	1-0	1	3.77	15
Apr 13	at Georgia		1.0	1	1	1	0	2	0	0	1	0	0	0	0	6-7	1-1	1	4.11	18
Apr 18	TEXAS A&M-2		0.0	2	2	2	0	0	1	0	1	0	0	0	0	2-9	1-1	1	5.28	8
Totals		0	15.1	15	9	9	6	33	2	0	3	1	0	3	0	104-58	1-1	1	5.28	-

#27 Ryder Helfrick - 37 games (All games)

Date	Opponent	Pos	AB	R	H	RBI	2B	3B	HR	BB	SB	CS	HBP	SAC	SF	GDP	K	PO	A	E	Avg
Feb 14	WASHINGTON ST	*c	2	1	1	0	0	0	0	2	0	1	0	0	0	0	1	11	1	1	.500
Feb 14	WASHINGTON ST	*c	3	0	1	3	0	1	0	1	0	0	0	0	0	0	1	8	0	0	.400
Feb 15	WASHINGTON ST	c	1	0	0	0	0	0	0	0	0	0	0	0	0	0	0	2	0	0	.333
Feb 17	WASHINGTON ST	*c	2	2	1	0	1	0	0	2	0	0	0	0	0	0	1	6	2	0	.375
Feb 21	vs Kansas State	*c	4	0	1	0	0	0	0	0	0	0	0	0	0	0	0	4	0	0	.333
Feb 22	vs TCU	*c	4	0	0	0	0	0	0	0	0	0	0	0	0	0	2	11	0	1	.250
Feb 23	vs Michigan	*c	2	0	0	0	0	0	0	0	0	0	0	0	0	0	2	7	0	0	.222
Feb 25	GRAMBLING	*c	2	1	1	3	0	0	1	0	0	0	1	0	1	0	1	4	0	0	.250
Feb 28	CHARLOTTE	*c	4	0	1	0	0	0	0	0	0	0	0	0	0	0	2	14	1	0	.250
Mar 01	CHARLOTTE	*c	3	0	1	1	0	0	0	0	0	0	0	1	0	0	1	15	0	0	.259
Mar 02	CHARLOTTE	*c	2	1	0	0	0	0	0	2	0	0	0	0	0	0	1	12	0	0	.241
Mar 04	ULM	*c	3	1	1	1	0	0	1	1	0	0	0	0	0	0	1	12	0	0	.250
Mar 07	PORTLAND	*c	2	1	0	0	0	0	0	1	0	0	1	0	0	0	2	6	2	0	.235
Mar 08	PORTLAND	*c	3	0	0	0	0	0	0	0	0	0	0	0	0	0	0	10	0	0	.216
Mar 09	PORTLAND	*c	4	1	1	1	0	0	1	0	0	0	0	0	0	0	2	7	0	0	.220
Mar 14	at Ole Miss	*c	3	0	1	2	0	0	0	0	0	0	0	0	1	0	0	9	0	0	.227
Mar 15	at Ole Miss	*c	3	0	0	0	0	0	0	0	0	0	0	1	0	0	1	15	0	0	.213
Mar 16	at Ole Miss	*c	5	2	0	0	0	0	0	0	0	0	0	0	0	0	2	10	0	0	.192
Mar 18	ORAL ROBERTS	c	0	0	0	0	0	0	0	0	0	0	0	0	0	0	0	1	0	0	.192
Mar 19	ORAL ROBERTS	*c	3	2	2	0	0	0	0	1	0	0	0	0	0	0	0	7	0	0	.218
Mar 21	SOUTH CAROLIN	*c	2	1	1	1	0	0	0	2	0	0	0	0	0	0	0	7	0	0	.228
Mar 22	SOUTH CAROLIN	*c	5	1	3	0	0	0	0	0	0	0	0	0	0	0	0	5	0	0	.258
Mar 23	SOUTH CAROLIN	*c	5	2	2	2	0	0	2	0	0	0	0	0	0	0	0	7	2	0	.269
Mar 28	at Vanderbilt	*c	3	1	1	0	0	1	0	2	0	0	0	0	0	0	0	8	0	0	.271
Mar 29	at Vanderbilt	*c	3	0	0	1	0	0	0	0	0	0	1	1	0	0	1	13	0	0	.260
Mar 30	at Vanderbilt	*c	3	1	0	0	0	0	0	1	0	0	0	0	0	0	0	11	2	0	.250
Apr 01	vs Grambling	c	0	0	0	0	0	0	0	0	0	0	0	0	0	0	0	3	0	0	.250
Apr 05	MISSOURI	*c	2	2	2	2	1	0	0	1	0	0	1	0	0	0	0	9	0	0	.269
Apr 06	MISSOURI-1	*c	2	2	2	1	1	0	0	1	0	0	0	0	0	0	0	7	2	1	.287
Apr 06	MISSOURI-2	*c	4	2	3	0	1	0	0	0	0	0	0	0	0	0	0	11	0	0	.310
Apr 08	ARKANSAS STAT	c	1	0	1	0	0	0	0	0	0	1	0	0	0	0	0	3	0	0	.318
Apr 11	at Georgia	*c	5	0	1	1	0	0	0	0	0	0	0	0	0	0	1	9	0	0	.311
Apr 12	at Georgia	*c	5	1	1	1	0	0	1	0	0	0	0	0	0	0	2	15	0	0	.305
Apr 13	at Georgia	*c	4	2	2	2	0	0	2	0	0	0	0	1	0	0	2	18	0	0	.313
Apr 17	TEXAS A&M	*c	4	0	1	0	0	0	0	0	0	0	0	0	0	0	1	12	0	0	.311
Apr 18	TEXAS A&M-1	*c	4	0	0	0	0	0	0	0	0	0	0	0	0	0	2	13	0	0	.299
Apr 18	TEXAS A&M-2	*c	3	0	2	0	1	0	0	1	0	0	0	0	0	0	0	8	0	0	.309
Totals		33gs	110	27	34	22	5	2	8	18	0	2	4	4	2	0	29	330	12	3	.309

On base pct. .418 • Slugging pct. .609



III INDIVIDUAL GAME-BY-GAME

#10 Brent Iredale - 41 games (All games)

Date	Opponent	Pos	AB	R	H	RBI	2B	3B	HR	BB	SB	CS	HBP	SAC	SF	GDP	K	PO	A	E	Avg	
Feb 14	WASHINGTON ST	*3b	4	0	1	1	0	0	0	0	0	0	0	0	1	0	2	3	1	0	.250	
Feb 14	WASHINGTON ST	*3b	4	2	3	4	1	0	0	1	0	0	0	0	0	0	0	0	2	0	.500	
Feb 15	WASHINGTON ST	*3b	3	2	2	2	0	0	2	1	0	0	0	0	0	0	0	0	3	0	.545	
Feb 17	WASHINGTON ST	*3b	4	0	1	2	0	0	0	0	0	0	1	0	0	0	0	0	3	0	.467	
Feb 21	vs Kansas State	*3b	3	0	1	0	1	0	0	1	0	0	0	0	0	0	0	0	1	0	.444	
Feb 22	vs TCU	*3b	3	1	0	0	0	0	0	1	0	0	0	0	0	0	1	0	0	0	.381	
Feb 23	vs Michigan	*3b	3	0	1	1	0	0	0	1	0	0	1	0	0	0	1	1	1	0	.375	
Feb 25	GRAMBLING	*3b	1	4	1	0	0	0	0	3	1	0	1	0	0	0	0	0	2	0	.400	
Feb 28	CHARLOTTE	*3b	3	2	0	0	0	0	0	1	0	0	1	0	0	0	1	0	5	0	.357	
Mar 01	CHARLOTTE	*3b	3	2	2	1	1	0	0	1	0	0	0	0	0	0	0	1	1	0	.387	
Mar 02	CHARLOTTE	*3b	4	1	1	0	1	0	0	0	0	0	0	0	0	0	2	0	1	0	.371	
Mar 04	ULM	*3b	2	2	2	3	0	0	1	1	0	0	0	0	1	0	0	0	2	0	.405	
Mar 05	ULM	*3b	2	0	0	0	0	0	0	2	0	0	0	0	0	0	1	0	1	0	.385	
Mar 07	PORTLAND	*3b	4	3	3	8	1	0	2	0	0	0	0	0	0	0	0	0	2	0	.419	
Mar 08	PORTLAND	*3b	3	2	1	0	1	0	0	1	1	0	0	0	0	0	2	0	2	0	.413	
Mar 09	PORTLAND	*3b	3	1	1	3	0	0	1	1	0	0	0	0	0	0	1	0	4	0	.408	
Mar 11	UCA	*3b	2	2	2	4	0	0	1	2	0	0	0	0	0	0	0	0	1	0	.431	
Mar 14	at Ole Miss	*3b	2	1	0	0	0	0	0	1	0	0	1	0	0	0	2	0	2	1	.415	
Mar 15	at Ole Miss	*3b	2	1	0	1	0	0	0	1	0	0	1	0	1	0	2	0	0	0	.400	
Mar 16	at Ole Miss	*3b	4	0	1	0	0	0	0	1	0	0	0	0	0	1	0	0	2	0	.390	
Mar 18	ORAL ROBERTS	*3b	1	0	0	1	0	0	0	1	0	0	1	0	1	0	0	0	4	0	.383	
Mar 19	ORAL ROBERTS	*3b	2	2	1	1	0	0	0	0	0	0	2	0	0	0	0	1	3	0	.387	
Mar 21	SOUTH CAROLIN	*3b	3	1	0	1	0	0	0	1	0	0	0	0	0	0	2	0	2	0	.369	
Mar 22	SOUTH CAROLIN	*3b	4	1	1	3	0	0	1	0	0	0	1	0	0	0	2	1	0	0	.362	
Mar 23	SOUTH CAROLIN	*3b	4	1	1	5	0	0	1	0	0	0	0	0	1	0	3	0	4	0	.356	
Mar 25	MISSOURI STATE	*3b	1	0	0	0	0	0	0	0	0	0	0	0	0	0	1	1	1	0	.351	
Mar 28	at Vanderbilt	*3b	3	1	0	0	0	0	0	2	0	0	0	0	0	0	1	0	4	0	.338	
Mar 29	at Vanderbilt	*3b	4	2	2	1	0	0	0	1	0	0	0	0	0	0	1	0	2	0	.346	
Mar 30	at Vanderbilt	*3b	4	1	2	0	0	0	0	0	0	0	0	0	0	0	2	0	1	0	.353	
Apr 01	vs Grambling	*3b	2	1	0	1	0	0	0	1	0	0	1	0	1	0	1	2	2	1	.345	
Apr 05	MISSOURI	*3b	3	3	2	2	0	0	1	1	0	0	1	0	0	0	0	0	1	0	.356	
Apr 06	MISSOURI-1	*3b	3	0	0	0	0	0	0	1	0	0	1	0	0	0	2	0	2	0	.344	
Apr 06	MISSOURI-2	*3b	4	0	1	0	0	0	0	0	0	0	0	0	0	0	1	1	3	0	.340	
Apr 08	ARKANSAS STAT	*3b	4	0	0	0	0	0	0	0	0	0	0	0	0	0	3	2	0	0	.327	
Apr 11	at Georgia	*3b	3	2	2	1	1	0	0	1	0	0	1	0	0	0	0	0	3	0	.337	
Apr 12	at Georgia	*3b	5	0	0	0	0	0	0	0	0	0	0	0	0	0	2	0	0	0	.321	
Apr 13	at Georgia	*3b	5	0	0	0	0	0	0	0	0	0	0	0	0	0	2	0	1	0	.307	
Apr 15	UAPB	*3b	4	0	0	0	0	0	0	1	0	0	0	0	0	0	1	1	1	0	.297	
Apr 17	TEXAS A&M	*3b	4	0	0	0	0	0	0	0	0	0	0	0	0	0	2	1	2	2	.287	
Apr 18	TEXAS A&M-1	*3b	3	1	1	3	1	0	0	0	0	0	0	0	1	0	0	1	1	0	.288	
Apr 18	TEXAS A&M-2	*3b	4	0	2	0	0	0	0	0	0	0	0	0	0	0	2	1	1	0	.295	
Totals			40gs	129	42	38	49	8	0	10	30	2	0	14	0	7	1	43	17	74	4	.295

On base pct. .456 • Slugging pct. .589

#16 Aiden Jimenez - 1 game (All games)

Date	Opponent	Pos	AB	R	H	RBI	2B	3B	HR	BB	SB	CS	HBP	SAC	SF	GDP	K	PO	A	E	Avg
Apr 13	at Georgia	p	0	0	0	0	0	0	0	0	0	0	0	0	0	0	0	1	1	0	.000
Totals			0gs	0	0	0	0	0	0	0	0	0	0	0	0	0	0	1	1	0	.000

On base pct. .000 • Slugging pct. .000

#16 Aiden Jimenez - 13 appearances (All games)

Date	Opponent	GS	IP	H	R	ER	BB	SO	2B	3B	HR	WP	BK	HBP	IBB	Score	W-L	Sv	ERA	NP
Feb 14	WASHINGTON ST		1.0	2	1	1	0	0	1	0	0	0	0	0	0	14-2	0-0	0	9.00	14
Feb 25	GRAMBLING		1.0	2	1	1	1	1	1	0	0	0	0	0	0	14-3	0-0	0	9.00	23
Mar 01	CHARLOTTE		2.0	2	0	0	1	4	0	0	0	0	0	0	0	8-5	1-0	0	4.50	28
Mar 04	ULM		1.0	2	0	0	0	1	0	0	0	0	0	0	0	14-1	1-0	0	3.60	14
Mar 09	PORTLAND		1.0	0	0	0	0	0	0	0	0	0	0	0	0	5-3	1-0	0	3.00	13
Mar 15	at Ole Miss		3.0	0	0	0	0	6	0	0	0	0	0	0	0	12-3	1-0	1	2.00	35
Mar 22	SOUTH CAROLIN		4.1	4	0	0	0	4	0	0	0	0	0	1	0	12-3	2-0	1	1.35	45
Mar 28	at Vanderbilt		0.1	0	0	0	0	0	0	0	0	0	0	0	0	9-0	2-0	1	1.32	3
Mar 29	at Vanderbilt		3.1	3	1	1	0	4	0	0	0	1	0	0	0	6-4	3-0	1	1.59	57
Apr 06	MISSOURI-1		2.0	0	0	0	0	2	0	0	0	0	0	0	0	14-4	3-0	1	1.42	27
Apr 11	at Georgia		2.1	0	0	0	1	2	0	0	0	0	0	0	0	13-3	4-0	1	1.27	31
Apr 13	at Georgia		2.2	1	1	1	0	2	1	0	0	0	0	1	0	6-7	4-0	1	1.50	28
Apr 18	TEXAS A&M-2		2.0	2	2	2	0	1	0	0	1	0	0	0	0	2-9	4-1	1	2.08	28
Totals		0	26.0	18	6	6	3	27	3	0	1	1	0	2	0	129-47	4-1	1	2.08	-

#25 Kuhio Aloy - 38 games (All games)

Date	Opponent	Pos	AB	R	H	RBI	2B	3B	HR	BB	SB	CS	HBP	SAC	SF	GDP	K	PO	A	E	Avg
Feb 14	WASHINGTON ST	*dh	4	2	2	3	1	0	1	1	0	0	0	0	0	0	1	0	0	0	.500
Feb 17	WASHINGTON ST	*dh	3	2	1	1	0	0	1	2	0	0	0	0	0	0	2	0	0	0	.429
Feb 21	vs Kansas State	*dh	4	1	1	1	0	0	1	0	0	0	0	0	0	0	2	0	0	0	.364
Feb 22	vs TCU	ph	1	0	1	2	1	0	0	0	0	0	0	0	0	0	0	0	0	0	.417
Feb 25	GRAMBLING	*dh	4	2	4	2	1	0	0	1	0	0	0	0	0	0	0	0	0	0	.562
Feb 28	CHARLOTTE	*dh	4	2	2	3	1	0	0	1	0	0	0	0	0	0	0	0	0	0	.550
Mar 01	CHARLOTTE	*dh	3	2	2	3	1	0	1	1	0	0	0	0	0	0	1	0	0	0	.565
Mar 02	CHARLOTTE	*dh	4	0	2	1	0	0	0	0	0	0	0	0	0	0	0	0	0	0	.556
Mar 04	ULM	*dh	5	2	3	6	0	0	1	0	0	0	0	0	0	1	1	0	0	0	.562
Mar 05	ULM	*dh	4	1	2	4	0	0	1	1	0	0	0	0	0	0	0	0	0	0	.556
Mar 07	PORTLAND	*dh	4	3	2	3	1	0	0	1	0	0	0	0	0	0	0	0	0	0	.550
Mar 08	PORTLAND	*dh	3	0	0	0	0	0	0	1	0	0	0	0	0	0	1	0	0	0	.512
Mar 09	PORTLAND	*dh	4	0	0	0	0	0	0	0	0	0	0	0	0	0	0	0	0	0	.468
Mar 11	UCA	*dh	3	3	1	2	0	0	1	1	0	0	1	0	0	0	0	0	0	0	.460
Mar 14	at Ole Miss	*dh	5	2	3	0	1	0	0	0	0	0	0	0	0	0	1	0	0	0	.473
Mar 15	at Ole Miss	*dh	5	1	1	1	0	0	1	0	0	0	0	0	0	0	2	0	0	0	.450
Mar 16	at Ole Miss	*dh	6	0	1	1	0	0	0	0	0	0	0	0	0	0	3	0	0	0	.424
Mar 18	ORAL ROBERTS	*dh	5	0	2	1	0	0	0	0	0	0	0	0	0	1	2	0	0	0	.423
Mar 19	ORAL ROBERTS	*dh	3	1	1	1	0	0	0	2	0	0	0	0	0	0	2	0	0	0	.419
Mar 21	SOUTH CAROLIN	*dh	3	1	1	0	1	0	0	1	0	0	0	0	0	0	1	0	0	0	.416
Mar 22	SOUTH CAROLIN	*dh	4	1	2	2	0	0	0	1	0	0	0	0	0	0	2	0	0	0	.420
Mar 23	SOUTH CAROLIN	*dh	3	1	1	0	0	0	0	1	0	0	1	0	0	0	0	0	0	0	.417
Mar 25	MISSOURI STATE	*dh	5	2	1	0	0	0	0	1	0	0	0	0	0	0	2	0	0	0	.404
Mar 28	at Vanderbilt	*dh	5	0	1	1	1	0	0	0	0	0	0	0	0	0	3	0	0	0	.394
Mar 29	at Vanderbilt	*dh	4	0	1	0	0	0	0	1	0	0	0	0	0	0	1	0	0	0	.388
Mar 30	at Vanderbilt	*dh	4	0	0	0	0	0	0	0	0	0	0	0	0	0	2	0	0	0	.373
Apr 01	vs Grambling	*dh	4	1	2	1	0	0	0	0	0	0	1	0	0	0	1	0	0	0	.377
Apr 05	MISSOURI	*dh	4	2	0	0	0	0	0	1	0	0	1	0	0	0	4	0	0	0	.364
Apr 06	MISSOURI-1	*dh	5	2	2	1	0	0	0	0	0	0	0	0	0	0	2	0	0	0	.365
Apr 06	MISSOURI-2	*dh	5	1	3	3	2	0	0	0	0	0	0	0	0	0	1	0	0	0	.375
Apr 08	ARKANSAS STAT	*dh	4	1	1	2	0	0	1	0	0	0	0	0	0	0	2	0	0	0	.371
Apr 11	at Georgia	*dh	4	2	3	3	0	0	0	1	0	0	0	0	0	0	1	0	0	0	.383
Apr 12	at Georgia	*dh	4	1	2	2	0	0	1	1	0	0	0	0	0	0	2	0	0	0	.386
Apr 13	at Georgia	*dh	5	0	0	0	0	0	0	0	0	0	0	0	0	0	3	0	0	0	.372
Apr 15	UAPB	*of	5	3	4	4	0	0	1	0	0	0	0	0	0	0	1	0	0	1	.387
Apr 17	TEXAS A&M	*dh	4	0	1	1	1	0	0	0	0	0	0	0	0	1	1	0	0	0	.384
Apr 18	TEXAS A&M-1	*dh	4	1	3	1	0	0	0	0	0	0	0	0	0	1	0	0	0	0	.393
Apr 18	TEXAS A&M-2	*dh	3	0	0	1	0	0	0	0	0	0	0	0	1	0	1	0	0	0	.386
Totals		37gs	153	43	59	57	12	0	11	20	0	0	4	0	1	4	48	0	0	1	.386

On base pct. .466 • Slugging pct. .680



III INDIVIDUAL GAME-BY-GAME

#8 Cam Kozeal - 36 games (All games)

Date	Opponent	Pos	AB	R	H	RBI	2B	3B	HR	BB	SB	CS	HBP	SAC	SF	GDP	K	PO	A	E	Avg
Feb 14	WASHINGTON ST	*2b	4	2	2	0	2	0	0	0	0	0	0	0	0	0	1	4	2	0	.500
Feb 17	WASHINGTON ST	*2b	4	2	1	0	0	0	0	0	0	0	0	0	0	0	1	2	4	0	.375
Feb 21	vs Kansas State	ph/1	2	0	1	0	1	0	0	0	0	0	0	0	0	0	0	3	0	0	.400
Feb 22	vs TCU	*1b	3	0	0	0	0	0	0	0	0	0	0	1	0	0	1	5	2	0	.308
Feb 23	vs Michigan	*1b	5	0	1	1	0	0	0	0	0	0	0	0	0	0	0	4	1	0	.278
Feb 28	CHARLOTTE	*1b/2	5	1	2	1	0	0	0	0	0	0	0	0	0	0	2	6	1	0	.304
Mar 01	CHARLOTTE	*1b	4	0	1	0	0	0	0	0	0	0	0	0	0	0	1	3	0	0	.296
Mar 02	CHARLOTTE	ph	1	0	1	0	0	0	0	0	0	0	0	0	0	0	0	0	0	0	.321
Mar 04	ULM	*1b	4	1	2	2	0	0	1	0	0	0	0	0	0	0	0	5	0	0	.344
Mar 07	PORTLAND	*1b	4	0	0	1	0	0	0	0	0	0	0	0	0	0	1	9	0	0	.306
Mar 08	PORTLAND	*1b	4	0	1	0	0	0	0	0	0	1	0	0	0	0	1	5	0	0	.300
Mar 11	UCA	*1b	3	1	2	3	0	0	1	1	1	0	0	0	0	0	0	5	0	0	.326
Mar 14	at Ole Miss	ph/2	2	0	1	1	0	0	0	0	0	0	0	0	0	0	1	0	0	0	.333
Mar 15	at Ole Miss	*2b/1	5	2	3	1	1	0	0	0	0	0	0	0	0	0	0	1	2	1	.360
Mar 16	at Ole Miss	*1b	4	1	2	2	0	0	0	1	0	0	0	0	0	0	0	4	1	0	.370
Mar 18	ORAL ROBERTS	*1b	3	0	0	0	0	0	0	1	0	0	0	0	0	1	0	10	0	0	.351
Mar 19	ORAL ROBERTS	*1b/2	5	1	2	2	1	0	0	0	0	0	0	0	0	0	0	4	1	0	.355
Mar 21	SOUTH CAROLIN	*1b	4	2	2	0	1	0	0	0	0	0	0	0	0	0	1	6	0	0	.364
Mar 22	SOUTH CAROLIN	*1b	4	2	2	0	0	0	0	0	0	0	1	0	0	0	0	6	0	0	.371
Mar 23	SOUTH CAROLIN	*1b	4	0	1	1	0	0	0	1	0	0	0	0	0	0	1	9	1	0	.365
Mar 25	MISSOURI STATE	*1b	4	2	2	1	0	0	0	1	0	0	1	0	0	0	0	8	0	0	.372
Mar 28	at Vanderbilt	*1b	5	2	3	5	0	0	2	0	0	0	0	0	0	0	1	7	2	0	.386
Mar 29	at Vanderbilt	*1b	4	1	1	3	0	0	1	0	0	0	0	1	0	0	1	8	1	0	.379
Mar 30	at Vanderbilt	*1b	3	1	1	0	0	0	0	1	1	0	0	0	0	0	1	3	0	0	.378
Apr 01	vs Grambling	ph/1	1	0	0	0	0	0	0	0	0	0	0	0	0	0	0	0	0	0	.374
Apr 05	MISSOURI	*1b/2	5	3	4	5	1	0	0	1	0	0	0	0	0	0	1	6	0	0	.396
Apr 06	MISSOURI-1	*1b	2	2	2	2	1	0	0	2	0	0	0	0	1	0	0	5	1	0	.408
Apr 06	MISSOURI-2	*1b	5	3	3	6	1	0	2	0	0	0	0	0	0	0	1	5	0	0	.417
Apr 08	ARKANSAS STAT	*1b	4	1	1	0	1	0	0	0	0	0	0	0	0	0	3	10	0	0	.411
Apr 11	at Georgia	*1b	5	2	1	1	0	0	0	0	0	0	0	0	0	0	1	6	0	0	.402
Apr 12	at Georgia	*1b	4	2	2	0	2	0	0	1	0	0	0	0	0	0	0	3	0	0	.405
Apr 13	at Georgia	*1b	6	0	1	1	0	0	0	0	0	0	0	0	0	0	2	10	1	0	.393
Apr 15	UAPB	*2b	4	1	2	3	0	0	1	0	0	0	0	0	1	0	0	3	3	1	.397
Apr 17	TEXAS A&M	*1b	4	0	0	1	0	0	0	0	0	0	0	0	0	0	0	7	1	0	.385
Apr 18	TEXAS A&M-1	*2b	4	0	0	1	0	0	0	0	0	0	0	0	0	0	0	0	1	0	.373
Apr 18	TEXAS A&M-2	*2b/1	4	0	0	0	0	0	0	0	0	0	0	0	0	0	3	3	1	1	.362
Totals			32gs	138	35	50	44	12	0	8	10	2	1	2	2	1	25	175	26	3	.362

On base pct. .408 • Slugging pct. .623



#22 Logan Maxwell - 32 games (All games)

Date	Opponent	Pos	AB	R	H	RBI	2B	3B	HR	BB	SB	CS	HBP	SAC	SF	GDP	K	PO	A	E	Avg
Feb 14	WASHINGTON ST	*dh	3	0	1	1	0	0	0	1	0	0	0	0	1	0	0	0	0	0	.333
Feb 15	WASHINGTON ST	*dh	4	0	1	0	0	0	0	0	0	0	0	0	0	0	0	0	0	0	.286
Feb 22	vs TCU	*dh	3	1	0	0	0	0	0	1	0	0	0	0	0	0	1	0	0	0	.200
Feb 23	vs Michigan	*dh	3	1	0	0	0	0	0	2	0	0	0	0	0	1	0	0	0	0	.154
Feb 25	GRAMBLING	*of	4	3	2	1	0	0	0	1	0	0	0	0	0	0	0	0	0	0	.235
Feb 28	CHARLOTTE	*of	5	2	2	2	0	0	1	0	0	0	0	0	0	0	3	0	0	0	.273
Mar 01	CHARLOTTE	*of	4	1	1	2	0	0	1	1	0	0	0	0	0	0	1	0	0	0	.269
Mar 02	CHARLOTTE	*of	5	0	3	1	0	0	0	0	0	0	0	0	0	0	0	5	0	0	.323
Mar 04	ULM	*of	4	1	2	0	0	0	0	1	0	0	0	0	0	0	1	1	0	0	.343
Mar 07	PORTLAND	*of	2	2	1	0	0	0	0	1	0	0	0	0	0	0	0	0	0	0	.351
Mar 11	UCA	*of	4	1	0	0	0	0	0	0	0	0	1	0	0	0	2	1	0	0	.317
Mar 14	at Ole Miss	*of/of	5	1	1	2	0	0	1	0	0	0	0	0	0	1	1	4	0	0	.304
Mar 15	at Ole Miss	*of	5	2	3	1	0	0	1	0	0	0	0	0	0	0	0	0	0	0	.333
Mar 16	at Ole Miss	*of/of	4	2	3	1	1	0	0	1	0	0	0	0	0	0	0	1	0	0	.364
Mar 18	ORAL ROBERTS	*of	2	0	0	0	0	0	0	0	0	0	1	0	0	0	0	2	0	0	.351
Mar 19	ORAL ROBERTS	*of	2	1	1	2	0	0	1	2	0	1	0	0	0	0	0	0	0	0	.356
Mar 21	SOUTH CAROLIN	*of	3	2	2	2	0	0	1	0	0	0	1	0	0	0	1	3	0	0	.371
Mar 22	SOUTH CAROLIN	*of	2	1	0	0	0	0	0	1	0	0	2	0	0	0	1	4	0	0	.359
Mar 23	SOUTH CAROLIN	*of	3	1	2	0	0	0	0	0	0	0	0	1	0	0	0	0	0	0	.373
Mar 25	MISSOURI STATE	*of	4	1	2	0	0	0	0	0	0	0	0	1	0	0	1	1	0	0	.380
Mar 28	at Vanderbilt	*of	4	3	2	1	1	0	1	1	0	0	0	0	0	0	1	2	0	0	.387
Mar 29	at Vanderbilt	*of	5	1	1	0	0	0	0	0	0	0	0	0	0	0	0	1	0	0	.375
Mar 30	at Vanderbilt	*of	3	1	1	1	0	0	1	1	0	0	0	0	0	0	1	1	0	0	.373
Apr 05	MISSOURI	*of	2	3	1	1	0	0	1	3	0	0	0	0	0	0	1	1	0	0	.376
Apr 06	MISSOURI-1	*of	3	0	2	1	0	0	0	0	0	0	1	0	0	0	0	0	0	0	.386
Apr 11	at Georgia	*of	5	1	1	1	1	0	0	0	0	0	0	0	0	0	2	2	0	0	.376
Apr 12	at Georgia	*of	4	0	1	1	0	0	0	0	0	0	1	0	0	0	2	2	0	0	.371
Apr 13	at Georgia	*of	4	0	0	0	0	0	0	0	0	0	0	0	0	0	1	1	0	0	.356
Apr 15	UAPB	*dh	4	3	2	0	0	0	0	1	0	0	0	0	0	0	0	0	0	0	.362
Apr 17	TEXAS A&M	*of	3	1	0	0	0	0	0	1	0	0	0	0	0	0	0	0	0	0	.352
Apr 18	TEXAS A&M-1	ph	0	0	0	0	0	0	0	0	0	0	1	0	0	0	0	0	0	0	.352
Apr 18	TEXAS A&M-2	*of	4	0	1	1	0	0	0	0	0	0	0	0	1	0	2	0	0	0	.348
Totals		31gs	112	36	39	22	3	0	9	19	0	1	8	2	2	2	22	32	0	0	.348

On base pct. .468 • Slugging pct. .616

#41 Will McEntire - 2 games (All games)

Date	Opponent	Pos	AB	R	H	RBI	2B	3B	HR	BB	SB	CS	HBP	SAC	SF	GDP	K	PO	A	E	Avg
Feb 21	vs Kansas State	p	0	0	0	0	0	0	0	0	0	0	0	0	0	0	0	0	1	0	.000
Mar 22	SOUTH CAROLIN	p	0	0	0	0	0	0	0	0	0	0	0	0	0	0	0	0	1	0	.000
Totals		0gs	0	0	0	0	0	0	0	0	0	0	0	0	0	0	0	0	2	0	.000

On base pct. .000 • Slugging pct. .000

#41 Will McEntire - 12 appearances (All games)

Date	Opponent	GS	IP	H	R	ER	BB	SO	2B	3B	HR	WP	BK	HBP	IBB	Score	W-L	Sv	ERA	NP
Feb 14	WASHINGTON ST		2.2	2	1	1	0	3	0	0	1	0	0	0	0	3-2	0-0	0	3.38	37
Feb 21	vs Kansas State		1.0	1	0	0	0	0	0	0	0	1	0	0	0	2-3	0-0	0	2.45	10
Feb 23	vs Michigan		1.0	2	2	2	1	0	0	0	2	0	0	0	0	8-6	0-0	0	5.79	29
Mar 02	CHARLOTTE		1.0	0	0	0	0	1	0	0	0	0	0	0	0	4-3	1-0	0	4.76	9
Mar 05	ULM		1.0	0	0	0	0	2	0	0	0	0	0	0	0	15-3	1-0	0	4.05	13
Mar 11	UCA		1.0	0	0	0	0	2	0	0	0	0	0	1	0	9-2	1-0	0	3.52	17
Mar 16	at Ole Miss		3.1	2	1	1	0	5	1	0	1	0	0	0	0	12-9	1-0	0	3.27	40
Mar 22	SOUTH CAROLIN		3.0	1	0	0	0	1	0	0	0	0	0	0	0	12-3	1-0	1	2.57	30
Mar 25	MISSOURI STATE		0.0	3	3	2	1	0	1	0	0	0	0	0	0	13-14	1-0	1	3.86	17
Apr 05	MISSOURI		1.0	0	0	0	0	2	0	0	0	0	0	0	0	21-3	1-0	1	3.60	13
Apr 15	UAPB		2.0	0	0	0	0	3	0	0	0	0	0	0	0	13-3	1-0	1	3.18	29
Apr 18	TEXAS A&M-2		0.2	1	0	0	0	0	0	0	0	0	0	0	0	2-9	1-0	1	3.06	14
Totals		0	17.2	12	7	6	2	19	2	0	4	1	0	1	0	114-60	1-0	1	3.06	-



III INDIVIDUAL GAME-BY-GAME

#26 Tate McGuire - 4 games (All games)

Date	Opponent	Pos	AB	R	H	RBI	2B	3B	HR	BB	SB	CS	HBP	SAC	SF	GDP	K	PO	A	E	Avg
Feb 21	vs Kansas State	p	0	0	0	0	0	0	0	0	0	0	0	0	0	0	0	1	1	0	.000
Mar 05	ULM	p	0	0	0	0	0	0	0	0	0	0	0	0	0	0	0	0	1	0	.000
Apr 01	vs Grambling	*p	0	0	0	0	0	0	0	0	0	0	0	0	0	0	0	0	1	0	.000
Apr 08	ARKANSAS STAT	*p	0	0	0	0	0	0	0	0	0	0	0	0	0	0	0	0	1	0	.000
Totals		2gs	0	0	0	0	0	0	0	0	0	0	0	0	0	0	0	1	4	0	.000

On base pct. .000 • Slugging pct. .000

#26 Tate McGuire - 11 appearances (All games)

Date	Opponent	GS	IP	H	R	ER	BB	SO	2B	3B	HR	WP	BK	HBP	IBB	Score	W-L	Sv	ERA	NP
Feb 14	WASHINGTON ST		1.0	1	0	0	0	1	0	0	0	0	0	0	0	14-2	0-0	0	0.00	7
Feb 21	vs Kansas State		1.1	2	1	1	0	1	1	0	0	0	0	0	0	2-3	0-1	0	3.86	15
Feb 23	vs Michigan		0.1	0	0	0	0	0	0	0	0	0	0	0	0	8-6	0-1	1	3.38	5
Mar 01	CHARLOTTE		0.2	1	2	2	1	1	0	0	1	0	0	0	0	8-5	0-1	1	8.10	19
Mar 05	ULM		2.0	0	0	0	0	2	0	0	0	0	0	0	0	15-3	0-1	1	5.06	25
Mar 14	at Ole Miss		1.1	3	1	1	1	1	1	0	0	0	0	0	0	6-10	0-1	1	5.40	25
Mar 19	ORAL ROBERTS		3.0	0	0	0	0	2	0	0	0	0	0	0	0	16-0	0-1	1	3.72	31
Mar 25	MISSOURI STATE		1.2	1	1	1	1	1	0	0	1	0	0	0	0	13-14	0-2	1	3.97	26
Apr 01	vs Grambling	*	4.0	1	1	1	2	4	1	0	0	0	0	2	0	7-4	1-2	1	3.52	59
Apr 08	ARKANSAS STAT	*	3.0	5	2	2	1	2	2	0	0	1	0	0	0	7-3	1-2	1	3.93	47
Apr 15	UAPB	*	3.0	4	3	3	0	5	0	0	1	0	0	0	0	13-3	2-2	1	4.64	50
Totals		3	21.1	18	11	11	6	20	5	0	3	1	0	2	0	109-53	2-2	1	4.64	-

#1 Rocco Peppi - 15 games (All games)

Date	Opponent	Pos	AB	R	H	RBI	2B	3B	HR	BB	SB	CS	HBP	SAC	SF	GDP	K	PO	A	E	Avg
Feb 14	WASHINGTON ST	*1b	4	0	0	0	0	0	0	0	0	0	0	0	0	0	0	4	0	1	.000
Feb 14	WASHINGTON ST	*of	1	2	1	1	1	0	0	2	0	0	1	0	0	0	0	2	0	0	.200
Feb 15	WASHINGTON ST	*1b	4	0	0	0	0	0	0	0	0	0	0	0	0	0	2	6	0	0	.111
Feb 17	WASHINGTON ST	*1b	2	0	0	0	0	0	0	0	0	0	1	0	0	0	0	7	1	0	.091
Feb 21	vs Kansas State	*1b	2	0	0	0	0	0	0	0	0	0	0	0	0	0	0	8	1	0	.077
Feb 25	GRAMBLING	*1b	3	1	2	4	0	0	0	0	0	0	1	0	0	0	0	8	1	0	.188
Feb 28	CHARLOTTE	ph/1	2	1	1	2	1	0	0	0	0	0	1	0	0	0	0	1	0	0	.222
Mar 02	CHARLOTTE	*1b	2	0	0	1	0	0	0	0	0	0	0	0	1	0	1	4	1	0	.200
Mar 05	ULM	*1b	3	2	0	0	0	0	0	2	0	0	0	0	0	1	0	5	3	0	.174
Mar 09	PORTLAND	*1b	3	0	1	0	0	0	0	0	0	0	0	0	0	0	1	6	0	0	.192
Mar 14	at Ole Miss	*1b	4	0	2	0	0	0	0	0	0	0	0	0	0	0	1	5	0	0	.233
Mar 15	at Ole Miss	*1b	4	1	1	1	0	0	0	0	0	0	0	0	0	0	1	4	2	0	.235
Mar 16	at Ole Miss	ph/of	2	0	2	0	0	0	0	0	0	0	0	0	0	0	0	0	0	0	.278
Apr 18	TEXAS A&M-1	*1b	1	0	0	0	0	0	0	0	0	0	1	0	0	0	0	3	0	0	.270
Apr 18	TEXAS A&M-2	*1b	3	0	0	0	0	0	0	0	0	0	0	0	0	0	2	4	1	0	.250
Totals		13gs	40	7	10	9	2	0	0	4	0	0	5	0	1	1	8	67	10	1	.250

On base pct. .380 • Slugging pct. .300

#18 Reese Robinett - 12 games (All games)

Date	Opponent	Pos	AB	R	H	RBI	2B	3B	HR	BB	SB	CS	HBP	SAC	SF	GDP	K	PO	A	E	Avg
Feb 15	WASHINGTON ST	1b	0	0	0	0	0	0	0	0	0	0	0	0	0	0	0	2	0	0	.000
Feb 17	WASHINGTON ST	ph/1	1	0	0	0	0	0	0	1	0	0	0	0	0	0	1	2	1	0	.000
Feb 25	GRAMBLING	1b	1	0	0	0	0	0	0	0	0	0	0	0	0	0	1	2	0	0	.000
Feb 28	CHARLOTTE	1b	0	0	0	0	0	0	0	0	0	0	0	0	0	0	0	2	0	0	.000
Mar 01	CHARLOTTE	1b	0	0	0	0	0	0	0	0	0	0	0	0	0	0	0	3	0	0	.000
Mar 02	CHARLOTTE	1b	1	0	0	0	0	0	0	0	0	0	0	0	0	0	1	0	0	0	.000
Mar 05	ULM	3b	1	0	0	0	0	0	0	0	0	0	0	0	0	0	0	0	0	0	.000
Mar 09	PORTLAND	1b	1	0	0	0	0	0	0	0	0	0	0	0	0	0	1	5	0	0	.000
Mar 15	at Ole Miss	1b	0	0	0	0	0	0	0	0	0	0	0	0	0	0	0	0	0	0	.000
Mar 19	ORAL ROBERTS	1b	1	0	0	0	0	0	0	0	0	0	0	0	0	0	0	3	0	0	.000
Apr 15	UAPB	*1b	5	1	3	1	3	0	0	0	0	0	0	0	0	0	0	7	0	0	.273
Apr 18	TEXAS A&M-1	pr/1b	1	1	0	0	0	0	0	0	0	0	0	0	0	0	0	4	0	0	.250
Totals		1gs	12	2	3	1	3	0	0	1	0	0	0	0	0	0	4	30	1	0	.250

On base pct. .308 • Slugging pct. .500

#33 Zach Root - 6 games (All games)

Date	Opponent	Pos	AB	R	H	RBI	2B	3B	HR	BB	SB	CS	HBP	SAC	SF	GDP	K	PO	A	E	Avg
Feb 14	WASHINGTON ST	*p	0	0	0	0	0	0	0	0	0	0	0	0	0	0	0	1	0	0	.000
Mar 01	CHARLOTTE	*p	0	0	0	0	0	0	0	0	0	0	0	0	0	0	0	0	1	0	.000
Mar 14	at Ole Miss	*p	0	0	0	0	0	0	0	0	0	0	0	0	0	0	0	0	1	0	.000
Mar 21	SOUTH CAROLIN	*p	0	0	0	0	0	0	0	0	0	0	0	0	0	0	0	0	1	0	.000
Mar 28	at Vanderbilt	*p	0	0	0	0	0	0	0	0	0	0	0	0	0	0	0	1	0	0	.000
Apr 05	MISSOURI	*p	0	0	0	0	0	0	0	0	0	0	0	0	0	0	0	0	1	0	.000
Totals		6gs	0	0	0	0	0	0	0	0	0	0	0	0	0	0	0	2	4	0	.000

On base pct. .000 • Slugging pct. .000

#33 Zach Root - 10 appearances (All games)

Date	Opponent	GS	IP	H	R	ER	BB	SO	2B	3B	HR	WP	BK	HBP	IBB	Score	W-L	Sv	ERA	NP
Feb 14	WASHINGTON ST	*	5.0	2	1	1	1	8	0	0	0	0	0	1	0	14-2	1-0	0	1.80	75
Feb 22	vs TCU	*	5.0	2	1	1	2	10	0	0	0	1	0	1	0	2-1	1-0	0	1.80	81
Mar 01	CHARLOTTE	*	5.1	5	3	3	2	8	3	0	0	0	0	1	0	8-5	1-0	0	2.93	97
Mar 08	PORTLAND	*	6.0	3	0	0	1	10	1	0	0	0	0	0	0	10-0	2-0	0	2.11	80
Mar 14	at Ole Miss	*	3.0	10	7	7	2	3	4	0	2	0	0	1	0	6-10	2-1	0	4.44	74
Mar 21	SOUTH CAROLIN	*	7.0	6	2	2	1	7	3	0	0	1	0	0	0	12-2	3-1	0	4.02	92
Mar 28	at Vanderbilt	*	7.2	3	0	0	3	7	1	0	0	1	0	0	0	9-0	4-1	0	3.23	100
Apr 05	MISSOURI	*	5.0	3	3	3	2	7	3	0	0	0	1	1	0	21-3	5-1	0	3.48	98
Apr 11	at Georgia	*	5.2	5	3	3	3	7	2	0	1	0	1	0	0	13-3	5-1	0	3.62	95
Apr 17	TEXAS A&M	*	4.0	7	6	5	3	6	1	0	0	2	0	1	0	4-7	5-2	0	4.19	95
Totals		10	53.2	46	26	25	20	73	18	0	3	5	2	6	0	99-33	5-2	0	4.19	-

#3 Nolan Souza - 32 games (All games)

Date	Opponent	Pos	AB	R	H	RBI	2B	3B	HR	BB	SB	CS	HBP	SAC	SF	GDP	K	PO	A	E	Avg
Feb 14	WASHINGTON ST	*2b	4	0	1	0	0	0	0	0	1	0	0	0	0	0	2	3	1	0	.250
Feb 15	WASHINGTON ST	*2b	3	0	0	0	0	0	0	1	0	0	0	0	0	0	3	0	0	0	.143
Feb 21	vs Kansas State	*2b	4	0	0	0	0	0	0	0	0	0	0	0	0	0	3	2	1	0	.091
Feb 22	vs TCU	2b	0	0	0	0	0	0	0	0	0	0	0	0	0	0	0	1	2	0	.091
Feb 23	vs Michigan	*2b	3	1	0	0	0	0	0	1	0	0	0	0	0	0	1	2	3	0	.071
Feb 25	GRAMBLING	*2b	3	0	0	1	0	0	0	1	0	0	0	0	0	0	1	1	4	0	.059
Feb 28	CHARLOTTE	*2b	1	0	0	0	0	0	0	0	0	0	0	0	0	0	0	0	0	0	.056
Mar 01	CHARLOTTE	*2b	4	0	0	1	0	0	0	0	0	0	0	0	0	0	0	1	1	0	.045
Mar 02	CHARLOTTE	2b	1	1	1	0	0	0	0	0	0	0	0	0	0	0	0	1	1	0	.087
Mar 04	ULM	*2b	4	2	2	0	1	0	0	0	0	0	0	0	0	0	1	1	0	0	.148
Mar 05	ULM	*2b/ss	3	1	1	3	0	0	1	2	1	0	0	0	0	0	0	0	0	0	.167
Mar 07	PORTLAND	*2b	4	1	1	1	0	0	1	0	0	0	0	0	0	0	2	0	2	0	.176
Mar 08	PORTLAND	*2b	3	2	1	1	0	0	0	0	1	0	0	0	0	0	0	0	1	0	.189
Mar 09	PORTLAND	*2b/ss	3	0	0	0	0	0	0	0	0	0	0	0	0	0	1	1	3	0	.175
Mar 14	at Ole Miss	*2b	2	0	0	0	0	0	0	0	0	0	0	0	0	0	2	0	1	0	.167
Mar 15	at Ole Miss	2b	1	1	1	1	0	0	1	0	0	0	0	0	0	0	0	0	1	0	.186
Mar 16	at Ole Miss	*2b	5	1	1	1	1	0	0	0	0	0	0	0	0	0	2	2	2	0	.188
Mar 18	ORAL ROBERTS	*2b	4	1	0	0	0	0	0	0	0	0	0	0	0	0	0	1	3	0	.173
Mar 19	ORAL ROBERTS	*2b/ss	2	3	1	3	0	0	1	2	1	0	0	0	0	0	0	1	1	0	.185
Mar 21	SOUTH CAROLIN	*2b	4	0	1	0	0	0	0	0	0	0	0	0	0	0	1	2	1	0	.190
Mar 22	SOUTH CAROLIN	*2b	5	1	1	0	0	0	0	0	0	0	0	0	0	0	1	3	3	0	.190
Mar 23	SOUTH CAROLIN	*2b	2	1	1	0	0	0	0	3	0	0	0	0	0	0	0	5	3	0	.200
Mar 25	MISSOURI STATE	*2b	5	1	3	2	1	0	0	0	0	0	0	0	0	0	2	0	1	1	.229
Mar 28	at Vanderbilt	*2b	3	0	0	2	0	0	0	2	1	0	0	0	0	0	1	2	2	0	.219
Mar 29	at Vanderbilt	*2b	5	0	0	0	0	0	0	0	0	0	0	0	0	0	1	1	2	0	.205
Mar 30	at Vanderbilt	*2b	4	0	2	2	1	0	0	0	0	0	0	0	0	0	2	3	1	0	.220
Apr 01	vs Grambling	2b	0	0	0	0	0	0	0	1	0	0	0	0	0	0	0	0	1	0	.220
Apr 05	MISSOURI	*2b/ss	3	2	1	3	0	0	0	2	1	0	0	0	0	0	2	0	2	0	.224
Apr 06	MISSOURI-1	*2b	3	2	2	0	0	0	0	1	0	0	0	0	0	0	0	1	1	1	.239
Apr 06	MISSOURI-2	*2b	3	1	0	0	0	0	0	2	0	0	0	0	0	0	0	1	1	0	.231
Apr 08	ARKANSAS STAT	*2b	3	2	2	1	0	0	0	1	3	0	0	0	0	0	1	1	2	0	.245
Apr 11	at Georgia	*2b	2	0	1	0	1	0	0	0	0	0	0	0	0	0	1	0	1	0	.250
Totals		28gs	96	24	24	22	5	0	4	19	9	0	0	0	0	0	30	36	48	2	.250

On base pct. .374 • Slugging pct. .427



III INDIVIDUAL GAME-BY-GAME

#4 Justin Thomas Jr. - 38 games (All games)

Date	Opponent	Pos	AB	R	H	RBI	2B	3B	HR	BB	SB	CS	HBP	SAC	SF	GDP	K	PO	A	E	Avg
Feb 14	WASHINGTON ST	*of	2	1	0	0	0	0	0	2	1	0	0	0	0	1	0	2	0	0	.000
Feb 14	WASHINGTON ST	*of	2	1	1	0	1	0	0	2	1	0	0	0	0	0	0	2	0	0	.250
Feb 15	WASHINGTON ST	*of	3	0	1	0	0	0	0	0	0	0	0	0	0	0	1	2	0	0	.286
Feb 17	WASHINGTON ST	*of	1	3	1	1	0	0	0	3	0	1	0	0	0	0	0	0	0	0	.375
Feb 21	vs Kansas State	*of	4	0	0	0	0	0	0	0	0	0	0	0	0	0	3	2	1	0	.250
Feb 22	vs TCU	*of	3	0	1	0	0	0	0	0	0	0	0	0	0	0	0	3	0	0	.267
Feb 23	vs Michigan	*of	2	1	0	0	0	0	0	1	0	1	1	0	0	0	2	0	0	0	.235
Feb 25	GRAMBLING	*of	3	1	2	1	1	0	1	1	0	0	0	0	0	0	0	2	0	0	.300
Feb 28	CHARLOTTE	*of	4	1	1	1	0	0	0	0	0	0	0	0	0	0	1	3	0	0	.292
Mar 01	CHARLOTTE	of	0	0	0	0	0	0	0	0	0	0	0	0	0	0	0	0	0	0	.292
Mar 02	CHARLOTTE	*of	3	0	1	0	0	0	0	0	0	1	0	1	0	0	2	1	0	0	.296
Mar 05	ULM	*of	1	2	0	0	0	0	0	2	0	0	1	0	0	0	0	1	0	0	.286
Mar 07	PORTLAND	*of	4	1	1	0	0	0	0	0	1	0	0	0	0	0	2	1	0	0	.281
Mar 08	PORTLAND	*of	2	2	1	2	0	0	1	0	0	0	1	0	0	0	0	2	0	0	.294
Mar 09	PORTLAND	*of	3	0	0	0	0	0	0	0	0	0	0	0	0	0	0	4	0	0	.270
Mar 14	at Ole Miss	*of	3	0	0	0	0	0	0	0	0	0	0	0	0	0	3	2	0	0	.250
Mar 15	at Ole Miss	*of	3	1	1	1	0	0	0	0	0	0	1	0	1	0	2	1	0	0	.256
Mar 16	at Ole Miss	of	0	0	0	0	0	0	0	0	0	0	0	0	0	0	0	0	0	0	.256
Mar 18	ORAL ROBERTS	of	1	0	0	0	0	0	0	0	0	0	0	0	0	0	0	2	0	0	.250
Mar 19	ORAL ROBERTS	ph/of	0	0	0	0	0	0	0	1	0	0	0	0	0	0	0	0	0	0	.250
Mar 21	SOUTH CAROLIN	*of	4	1	2	2	1	0	0	0	0	0	0	0	0	0	2	0	0	0	.271
Mar 22	SOUTH CAROLIN	*of	3	2	1	2	0	0	0	1	0	0	0	0	1	0	1	2	0	0	.275
Mar 23	SOUTH CAROLIN	*of	4	1	2	2	0	0	1	0	0	0	0	1	0	0	1	3	0	0	.291
Mar 25	MISSOURI STATE	pr/of	0	1	0	0	0	0	0	1	1	0	0	0	0	0	0	0	0	0	.291
Mar 28	at Vanderbilt	*of	4	0	1	0	0	0	0	0	0	0	0	0	0	0	1	1	0	0	.288
Mar 29	at Vanderbilt	*of	4	1	1	1	0	0	1	1	0	0	0	0	0	0	2	3	0	1	.286
Mar 30	at Vanderbilt	*of	4	1	1	0	1	0	0	0	0	0	0	0	0	0	1	3	1	0	.284
Apr 01	vs Grambling	of	0	0	0	0	0	0	0	0	0	0	0	0	0	0	0	0	0	0	.284
Apr 05	MISSOURI	*of	3	1	2	4	0	0	0	2	0	0	0	0	0	0	0	2	0	0	.300
Apr 06	MISSOURI-1	*of	3	1	0	1	0	0	0	1	0	0	0	0	0	0	2	1	0	0	.288
Apr 06	MISSOURI-2	*of	2	0	0	1	0	0	0	1	0	0	0	0	1	1	0	1	0	0	.280
Apr 08	ARKANSAS STAT	*of	2	1	1	0	0	0	0	2	0	0	0	0	0	0	0	3	0	0	.286
Apr 11	at Georgia	*of	5	1	0	0	0	0	0	0	0	0	0	0	0	0	3	5	0	0	.268
Apr 12	at Georgia	*of	1	0	0	0	0	0	0	0	0	0	0	0	0	0	1	2	0	0	.265
Apr 13	at Georgia	of	1	0	0	0	0	0	0	0	0	0	0	0	0	0	0	0	0	0	.262
Apr 17	TEXAS A&M	*of	3	0	2	0	0	0	0	0	0	0	0	0	0	0	0	1	0	0	.276
Apr 18	TEXAS A&M-1	*of	3	3	2	3	0	0	2	1	0	0	0	0	0	0	1	3	0	0	.289
Apr 18	TEXAS A&M-2	*of	2	0	0	0	0	0	0	0	0	0	0	0	0	0	1	4	0	0	.283
Totals		31gs	92	28	26	22	4	0	6	22	4	3	4	2	3	2	32	64	2	1	.283

On base pct. .430 • Slugging pct. .522

#9 Wehiwa Aloy - 41 games (All games)

Date	Opponent	Pos	AB	R	H	RBI	2B	3B	HR	BB	SB	CS	HBP	SAC	SF	GDP	K	PO	A	E	Avg
Feb 14	WASHINGTON ST	*ss	5	0	1	0	0	0	0	0	1	0	0	0	0	0	2	2	5	0	.200
Feb 14	WASHINGTON ST	*ss	2	2	0	0	0	0	0	1	0	0	2	0	0	1	0	0	3	0	.143
Feb 15	WASHINGTON ST	*ss	3	1	1	2	0	0	1	0	0	0	1	0	0	0	1	0	3	0	.200
Feb 17	WASHINGTON ST	*ss	3	0	2	2	0	0	0	2	0	0	0	0	0	0	0	1	1	0	.308
Feb 21	vs Kansas State	*ss	4	1	2	1	0	0	1	0	0	0	0	0	0	0	1	3	5	0	.353
Feb 22	vs TCU	*ss	3	0	0	0	0	0	0	0	0	0	1	0	0	0	0	3	2	0	.300
Feb 23	vs Michigan	*ss	4	3	4	2	1	0	1	1	0	0	0	0	0	0	0	0	1	2	.417
Feb 25	GRAMBLING	*ss	4	1	1	0	0	0	0	1	0	0	0	0	0	0	0	1	3	0	.393
Feb 28	CHARLOTTE	*ss	4	1	1	0	1	0	0	1	0	0	0	0	0	0	0	0	1	0	.375
Mar 01	CHARLOTTE	*ss	4	1	1	0	1	0	0	0	0	0	1	0	0	0	1	1	2	0	.361
Mar 02	CHARLOTTE	*ss	5	1	1	0	0	0	0	0	0	0	0	0	0	0	1	2	2	0	.341
Mar 04	ULM	*ss	5	2	3	0	1	0	0	0	0	0	0	0	0	0	1	1	1	0	.370
Mar 05	ULM	*ss	4	1	2	2	2	0	0	0	0	0	0	0	0	0	0	0	1	0	.380
Mar 07	PORTLAND	*ss	3	5	3	4	0	0	2	1	1	0	1	0	0	0	0	3	0	0	.415
Mar 08	PORTLAND	*ss	4	1	2	4	1	0	1	0	0	0	0	0	0	0	0	1	2	0	.421
Mar 09	PORTLAND	*ss	3	1	2	1	0	0	0	0	0	0	0	0	0	0	0	1	1	0	.433
Mar 11	UCA	*ss	5	0	0	0	0	0	0	0	0	0	0	0	0	0	2	2	4	0	.400
Mar 14	at Ole Miss	*ss	4	0	0	0	0	0	0	1	0	0	0	0	0	0	2	3	0	0	.377
Mar 15	at Ole Miss	*ss	5	1	1	1	0	0	1	1	0	0	0	0	0	0	3	3	2	0	.365
Mar 16	at Ole Miss	*ss	5	3	3	5	0	0	2	1	0	0	0	0	0	0	0	3	1	1	.380
Mar 18	ORAL ROBERTS	*ss	4	1	2	0	0	0	0	1	0	0	0	0	0	0	1	0	1	0	.386
Mar 19	ORAL ROBERTS	*ss	4	2	3	4	1	1	0	0	0	1	0	0	0	0	0	0	1	0	.402
Mar 21	SOUTH CAROLIN	*ss	5	1	2	3	0	0	1	0	0	0	0	0	0	0	1	1	2	0	.402
Mar 22	SOUTH CAROLIN	*ss	5	1	2	2	2	0	0	0	0	0	0	0	0	0	2	3	6	0	.402
Mar 23	SOUTH CAROLIN	*ss	4	2	1	0	0	0	0	1	0	0	0	0	0	0	0	1	4	0	.396
Mar 25	MISSOURI STATE	*ss	6	1	1	1	1	0	0	0	0	0	0	0	0	0	3	0	2	0	.383
Mar 28	at Vanderbilt	*ss	5	0	0	0	0	0	0	0	0	0	0	0	0	1	2	2	1	0	.366
Mar 29	at Vanderbilt	*ss	5	1	2	0	0	0	0	0	1	0	0	0	0	1	0	1	2	0	.368
Mar 30	at Vanderbilt	*ss	5	0	0	0	0	0	0	0	0	0	0	0	0	0	2	2	2	0	.352
Apr 01	vs Grambling	*ss	3	3	2	1	0	0	0	2	2	0	0	0	0	0	1	0	4	0	.360
Apr 05	MISSOURI	*ss	4	2	0	0	0	0	0	1	0	0	0	0	0	0	1	0	0	0	.349
Apr 06	MISSOURI-1	*ss	5	3	4	1	1	0	0	0	0	0	0	0	0	0	1	2	1	0	.366
Apr 06	MISSOURI-2	*ss	3	4	2	1	0	0	0	2	0	0	0	0	0	0	0	0	1	0	.372
Apr 08	ARKANSAS STAT	*ss	5	0	0	0	0	0	0	0	0	0	0	0	0	0	3	0	6	0	.359
Apr 11	at Georgia	*ss	3	3	2	3	1	0	1	1	0	1	1	0	0	0	1	1	2	0	.366
Apr 12	at Georgia	*ss	4	1	1	0	0	0	0	1	0	0	0	0	0	0	1	0	0	0	.362
Apr 13	at Georgia	*ss	6	1	2	1	0	0	1	0	0	0	0	0	0	0	3	0	1	0	.361
Apr 15	UAPB	*ss	5	2	3	2	0	0	1	0	1	0	0	0	0	0	0	0	5	0	.369
Apr 17	TEXAS A&M	*ss	4	1	2	2	0	0	1	0	0	0	0	0	0	0	2	3	4	0	.372
Apr 18	TEXAS A&M-1	*ss	5	3	3	2	0	0	1	0	0	0	0	0	0	0	0	1	2	0	.379
Apr 18	TEXAS A&M-2	*ss	5	1	2	0	1	0	0	0	0	0	0	0	0	0	0	1	3	0	.379
Totals		41gs	174	58	66	47	14	1	15	19	6	2	7	0	0	4	37	49	89	3	.379

On base pct. .460 • Slugging pct. .730

#44 Carson Wiggins - 5 games (All games)

Date	Opponent	Pos	AB	R	H	RBI	2B	3B	HR	BB	SB	CS	HBP	SAC	SF	GDP	K	PO	A	E	Avg
Mar 01	CHARLOTTE	p	0	0	0	0	0	0	0	0	0	0	0	0	0	0	0	0	1	0	.000
Mar 16	at Ole Miss	p	0	0	0	0	0	0	0	0	0	0	0	0	0	0	0	1	0	0	.000
Apr 06	MISSOURI-2	p	0	0	0	0	0	0	0	0	0	0	0	0	0	0	0	0	1	0	.000
Apr 13	at Georgia	p	0	0	0	0	0	0	0	0	0	0	0	0	0	0	0	0	0	1	.000
Apr 18	TEXAS A&M-2	p	0	0	0	0	0	0	0	0	0	0	0	0	0	0	0	0	1	0	.000
Totals		0gs	0	0	0	0	0	0	0	0	0	0	0	0	0	0	0	1	3	1	.000

On base pct. .000 • Slugging pct. .000

#44 Carson Wiggins - 12 appearances (All games)

Date	Opponent	GS	IP	H	R	ER	BB	SO	2B	3B	HR	WP	BK	HBP	IBB	Score	W-L	Sv	ERA	NP
Feb 15	WASHINGTON ST		1.0	1	0	0	0	1	1	0	0	0	0	0	0	5-2	0-0	1	0.00	20
Feb 23	vs Michigan		0.0	1	1	1	1	0	0	0	0	2	0	0	0	8-6	0-0	1	9.00	5
Feb 25	GRAMBLING		1.0	0	0	0	0	1	0	0	0	0	0	0	0	14-3	0-0	1	4.50	10
Mar 01	CHARLOTTE		1.0	0	0	0	0	2	0	0	0	0	0	0	0	8-5	0-0	2	3.00	13
Mar 09	PORTLAND		1.0	0	0	0	0	1	0	0	0	1	0	0	0	5-3	0-0	3	2.25	12
Mar 16	at Ole Miss		2.0	1	1	1	3	3	0	0	0	0	0	0	0	12-9	1-0	3	3.00	37
Mar 23	SOUTH CAROLIN		1.0	1	0	0	0	2	0	0	0	0	0	0	0	11-4	1-0	3	2.57	13
Mar 29	at Vanderbilt		1.0	0	1	1	2	1	0	0	0	1	0	0	0	6-4	1-0	3	3.38	27
Apr 06	MISSOURI-2		1.0	0	0	0	1	1	0	0	0	0	0	0	0	16-2	1-0	3	3.00	11
Apr 08	ARKANSAS STAT		1.0	0	0	0	0	1	0	0	0	0	0	0	0	7-3	1-0	3	2.70	8
Apr 13	at Georgia		2.0	1	1	0	0	4	1	0	0	0	0	1	0	6-7	1-0	3	2.25	35
Apr 18	TEXAS A&M-2		1.0	1	1	1	2	0	0	0	0	2	0	0	2	2-9	1-0	3	2.77	26
Totals		0	13.0	6	5	4	9	17	2	0	0	6	0	1	2	100-57	1-0	3	2.77	-

#14 Gage Wood - 3 appearances (All games)

Date	Opponent	GS	IP	H	R	ER	BB	SO	2B	3B	HR	WP	BK	HBP	IBB	Score	W-L	Sv	ERA	NP
Feb 15	WASHINGTON ST	*	5.0	2	2	2	1	7	1	1	0	1	0	0	0	5-2	0-0	0	3.60	77
Feb 23	vs Michigan	*	2.0	2	1	0	0	6	0	0	0	0	0	1	0	8-6	0-0	0	2.57	39
Apr 18	TEXAS A&M-1	*	0.1	3	3	3	1	1	1	0	1	1	0	0	0	11-5	0-0	0	6.14	20
Totals		3	7.1	7	6	5	2	14	2	1	1	2	0	1	0	24-13	0-0	0	6.14	-



FEB.	Opponent	Score	Winning Pitcher	Losing Pitcher	Save	Attendance	Time
14	Washington State [DH-1]	W, 3-2 (10)	Foutch (1-0)	Stowe (0-1)		---	3:19
14	Washington State [DH-2]	W, 14-2 (7)	Root (1-0)	Lewis (0-1)		9,112	2:16
15	Washington State	W, 5-2	Carter (1-0)	Tedesco (0-1)	Wiggins (1)	9,418	2:46
17	Washington State	W, 12-2 (7)	Beidelschies (1-0)	Chambers (0-1)		8,780	2:30
21	vs. Kansas State ^	L, 3-2	Dean (1-0)	McGuire (0-1)		13,886	2:37
22	vs. #22 TCU ^	W, 2-1	Beidelschies (2-0)	LaPour (1-1)	Foutch (1)	17,994	2:55
23	vs. Michigan ^	W, 8-6	Carter (2-0)	DeVooght (2-1)	McGuire (1)	12,862	3:44
25	Grambling	W, 14-3 (7)	Bybee (1-0)	Robinson (0-1)		9,073	2:40
28	Charlotte	W, 11-10	Carter (3-0)	Sarver (0-1)	Foutch (2)	9,563	3:08

MARCH

1	Charlotte	W, 8-5	Jimenez (1-0)	Taylor (0-1)	Wiggins (2)	10,938	2:53
2	Charlotte	W, 4-3	McEntire (1-0)	Stanton (0-1)		9,199	3:04
4	ULM	W, 14-1 (7)	Fisher (1-0)	Eager (1-1)		8,768	2:15
5	ULM	W, 15-3 (7)	Bybee (2-0)	Cirelli (0-3)		8,624	2:25
7	Portland	W, 20-3 (7)	Gaeckle (1-0)	Gaston (0-4)		9,982	2:08
8	Portland	W, 10-0 (7)	Root (2-0)	Segel (1-2)		10,536	1:48
9	Portland	W, 5-3	Beidelschies (3-0)	Rembisz (2-1)	Wiggins (3)	9,416	2:35
11	UCA	W, 9-2	Fisher (2-0)	Titlow (0-1)		10,742	2:34
14	at #13 Ole Miss *	L, 10-6	Elliott (4-0)	Root (2-1)		9,090	3:03
15	at #13 Ole Miss *	W, 12-3	Coil (1-0)	Maddox (3-2)	Jimenez (1)	9,304	3:19
16	at #13 Ole Miss *	W, 12-9	Wiggins (1-0)	Spencer (0-1)		9,164	3:49
18	Oral Roberts	W, 4-1	Gibler (1-0)	Johnson (0-1)	Foutch (3)	9,922	2:46
19	Oral Roberts	W, 16-0 (7)	Fisher (3-0)	Puffinbarger (0-1)		9,121	2:35
21	South Carolina *	W, 12-2 (7)	Root (3-1)	Stone (1-2)		10,023	2:16
22	South Carolina *	W, 12-3	Jimenez (2-0)	McCoy (2-2)	McEntire (1)	9,759	2:55
23	South Carolina *	W, 11-4	Coil (2-0)	Sweeney (0-2)		9,367	3:11
25	Missouri State	L, 14-13 (10)	Holmes (3-3)	McGuire (0-2)	Knight (1)	10,035	3:48
28	at #14 Vanderbilt *	W, 9-0	Root (4-1)	Thompson (2-2)		3,802	2:53
29	at #14 Vanderbilt *	W, 6-4 (10)	Jimenez (3-0)	Green (0-2)		3,802	3:15
30	at #14 Vanderbilt *	W, 7-3	Bybee (3-0)	Kranzler (3-1)		3,802	2:45

APRIL

1	Grambling @	W, 7-4	McGuire (1-3)	Robinson (0-4)	Gibler (1)	9,312	3:00
5	Missouri *	W, 21-3 (7)	Root (5-1)	Jacobi (2-4)		9,927	3:06
6	Missouri * [DH-1]	W, 14-4 (7)	Gaeckle (2-0)	Lucas (1-3)		---	2:50
6	Missouri * [DH-2]	W, 16-2 (7)	Beidelschies (4-0)	Neubeck (0-1)		9,614	2:42
8	Arkansas State	W, 7-3	Carter (4-0)	Turner (1-4)		9,771	3:01
11	at #7 Georgia *	W, 13-3	Jimenez (4-0)	Quinn (0-1)		3,633	3:28
12	at #7 Georgia *	L, 7-6	Smith (3-1)	Gaeckle (2-1)	Hoskins (2)	3,633	3:17
13	at #7 Georgia *	L, 7-6 (12)	Zeldin (2-1)	Gibler (1-1)		3,633	3:36
15	UAPB	W, 13-3 (8)	McGuire (2-2)	Bedgood (0-3)		9,432	2:42
17	Texas A&M *	L, 7-4	Moss (5-2)	Root (5-2)		10,915	3:02
18	Texas A&M * [DH-1]	W, 11-5	Gaeckle (3-1)	Lamkin (3-4)		10,119	3:01
18	Texas A&M * [DH-2]	L, 9-2	Jackson (1-0)	Jimenez (4-1)		10,915	3:23
22	Little Rock						
23	Little Rock						
25	at Florida *						
26	at Florida *						
27	at Florida *						
29	at Missouri State						

MAY

1	Texas *						
2	Texas *						
3	Texas *						
9	at LSU *						
10	at LSU *						
11	at LSU *						
15	Tennessee *						
16	Tennessee *						
17	Tennessee *						

* SEC opponent

^ Amegy Bank College Baseball Series (Globe Life Field in Arlington, Texas)

@ Game played at CHI St. Vincent Field at Dickey-Stephens Park in North Little Rock, Ark.