



ARKANSAS BASEBALL



ArkansasRazorbacks.com ||| @RazorbackBSB ||| Contact: Oliver Grigg (ogrigg@uark.edu)

2025 SCHEDULE & RESULTS

FEBRUARY

| | | | |
|----|-------------------------|------------|-------------|
| 14 | WASHINGTON STATE [DH-1] | SECN+ | W, 3-2 (10) |
| 14 | WASHINGTON STATE [DH-2] | SECN+ | W, 14-2 (7) |
| 15 | WASHINGTON STATE | SECN+ | W, 5-2 |
| 17 | WASHINGTON STATE | SECN+ | W, 12-2 (7) |
| 21 | vs. Kansas State ^ | FloCollege | L, 3-2 |
| 22 | vs. #22 TCU ^ | FloCollege | W, 2-1 |
| 23 | vs. Michigan ^ | FloCollege | W, 8-6 |
| 25 | GRAMBLING | SECN+ | W, 14-3 (7) |
| 28 | CHARLOTTE | SECN+ | W, 11-10 |

MARCH

| | | | |
|----|------------------|-------|---------------|
| 1 | CHARLOTTE | SECN+ | W, 8-5 |
| 2 | CHARLOTTE | SECN+ | W, 4-3 |
| 4 | ULM | SECN+ | W, 14-1 (7) |
| 5 | ULM | SECN+ | W, 15-3 (7) |
| 7 | PORTLAND | SECN+ | W, 20-3 (7) |
| 8 | PORTLAND | SECN+ | W, 10-0 (7) |
| 9 | PORTLAND | SECN+ | W, 5-3 |
| 11 | UCA | SECN+ | W, 9-2 |
| 14 | #13 Ole Miss * | SECN+ | L, 10-6 |
| 15 | #13 Ole Miss * | SECN+ | W, 12-3 |
| 16 | #13 Ole Miss * | SECN+ | W, 12-9 |
| 18 | ORAL ROBERTS | SECN+ | W, 4-1 |
| 19 | ORAL ROBERTS | SECN+ | W, 16-0 (7) |
| 21 | SOUTH CAROLINA * | SECN+ | W, 12-2 (7) |
| 22 | SOUTH CAROLINA * | SECN+ | W, 12-3 |
| 23 | SOUTH CAROLINA * | SECN+ | W, 11-4 |
| 25 | MISSOURI STATE | SECN+ | L, 14-13 (10) |
| 28 | #14 Vanderbilt * | SECN | W, 9-0 |
| 29 | #14 Vanderbilt * | SECN+ | W, 6-4 (10) |
| 30 | #14 Vanderbilt * | SECN | W, 7-3 |

APRIL

| | | | |
|----|--------------------|-------|-------------|
| 1 | GRAMBLING @ | SECN+ | W, 7-4 |
| 5 | MISSOURI * | SECN | W, 21-3 (7) |
| 6 | MISSOURI * [DH-1] | SECN+ | W, 14-4 (7) |
| 6 | MISSOURI * [DH-2] | SECN+ | W, 16-2 (7) |
| 8 | ARKANSAS STATE | SECN | W, 7-3 |
| 11 | #7 Georgia * | SECN+ | W, 13-3 |
| 12 | #7 Georgia * | SECN+ | L, 7-6 |
| 13 | #7 Georgia * | SECN+ | L, 7-6 (12) |
| 15 | UAPB | SECN+ | W, 13-3 (8) |
| 17 | TEXAS A&M * | SECN | L, 7-4 |
| 18 | TEXAS A&M * [DH-1] | SECN+ | W, 11-5 |
| 18 | TEXAS A&M * [DH-2] | SECN+ | L, 9-2 |
| 22 | LITTLE ROCK | SECN+ | W, 10-0 (7) |
| 23 | LITTLE ROCK | SECN | W, 4-0 |
| 25 | Florida * | SECN+ | L, 6-4 |
| 26 | Florida * | SECN | 2 p.m. |
| 27 | Florida * | SECN+ | Noon |
| 29 | Missouri State | ESPN+ | 6 p.m. |

MAY

| | | | |
|----|-------------|-------|-----------|
| 1 | TEXAS * | ESPN2 | 6 P.M. |
| 2 | TEXAS * | SECN | 7 P.M. |
| 3 | TEXAS * | SECN+ | 2 P.M. |
| 9 | LSU * | SECN+ | 6:30 p.m. |
| 10 | LSU * | SECN | 5:30 p.m. |
| 11 | LSU * | SECN | 3 p.m. |
| 15 | TENNESSEE * | ESPN2 | 6:30 P.M. |
| 16 | TENNESSEE * | SECN+ | 6:30 P.M. |
| 17 | TENNESSEE * | SECN | 2 P.M. |

All times Central; Home game in **BOLD**; * - SEC opponent

^ - Amegy Bank College Baseball Series (Globe Life Field in Arlington, Texas)

@ - Game played at CHI St. Vincent Field at Dickey-Stephens Park in North Little Rock, Ark.

GAME 45 ||| #5 ARKANSAS vs. FLORIDA ||| APRIL 26

GAINESVILLE, FLA. ||| CONDRON FAMILY BALLPARK ||| SEC NETWORK



36-8
13-6 SEC

ARKANSAS RAZORBACKS

In the Polls.....7 (BA) | 5 (D1Baseball)
.....6 (NCBWA) | 6 (PG) | 4 (USA Today)
Head Coach.....Dave Van Horn
Career Record.....1,504-705 (37th season)
Record at Arkansas.....919-465 (23rd season)



29-15
7-12 SEC

FLORIDA GATORS

In the Polls.....NR (BA) | NR (D1Baseball)
.....NR (NCBWA) | NR (PG) | NR (USA Today)
Head Coach.....Kevin O'Sullivan
Career Record.....746-364 (18th season)
Record at Florida.....Same

ON THE MOUND

Arkansas RHP Gage Wood (0-0, 6.14 ERA)

vs.

Florida RHP Aidan King (4-1, 3.63 ERA)

LEADING OFF

HOGS ON THE HUNT IN GAINESVILLE

- Fifth-ranked Arkansas, hunting its first weekend series win in Gainesville, Fla., in 13 years, looks to even things up after dropping Friday night's series opener against Florida.
- First pitch in game two between the Razorbacks and Gators is set for 2 p.m. CT Saturday, April 26, on SEC Network with Roy Philpott (play-by-play) and Jensen Lewis (analyst) on the call.

HERE'S THE SITUATION

- The Hogs, seeking their first series win against Florida in Gainesville since 2012, have won two of their first three SEC road weekend series this season.
- Arkansas claimed two-of-three games at then-#13 Ole Miss on SEC Opening Weekend before sweeping then-#14 Vanderbilt in Nashville.
- The Hogs have dropped their last two SEC series and look to avoid their third straight SEC series loss for the first time since 2016, when they finished a program-worst 7-23 in league play.

HARD TO BEAT THE HOGS TWICE IN A ROW

- Since the start of the 2021 season, Arkansas has lost the first two games of an SEC weekend series only once.
- It occurred in a sweep at Georgia during the 2023 campaign.

HISTORY LESSON

- Entering Saturday's ballgame, Arkansas is 38-37 overall against Florida, including a 13-21 mark in Gainesville.
- Under head coach Dave Van Horn, the Razorbacks are 31-25 overall and 10-15 in Gainesville against the Gators.
- Arkansas has won two of its last three weekend series against Florida, with both series wins coming inside the friendly confines of Baum-Walker Stadium in 2021 and 2024.
- The Hogs, however, dropped two-of-three games in Gainesville in 2022 and have not won a road series against the Gators since the 2012 campaign.
- In the Van Horn era, Arkansas has won only two weekend series in six tries at Florida, accomplishing the feat in 2008 and 2012. Since 2012, the Razorbacks have lost three consecutive series (2014, 2018 & 2022) in Gainesville.

13-YEAR DROUGHT

- Arkansas is looking to snap its 13-year drought without a series win at Florida.
- The 13-year drought at Florida is the Razorbacks' longest active streak without a series win at a road venue where they have played SEC games.
- Arkansas snapped a 15-year streak without a series win at Vanderbilt in March with a sweep at Hawkins Field.



ROOT PIG SOOIE

- **LHP Zach Root**, a transfer from ECU, is one of three pitchers, along with LHP Landon Beidelschies (Ohio State) and RHP Aiden Jimenez (Oregon State) that Arkansas landed in the portal in the offseason.
- Root went 6-2 with a 3.56 ERA and 76 strikeouts in 68.1 innings across 13 appearances, including 12 starts, on the mound during his stellar sophomore campaign at ECU in 2024, earning him a spot on the midseason watch list for the Golden Spikes Award.
- The Fort Myers, Fla., native recorded four quality starts last season, punctuated by a career-best seven-inning, 10-strikeout performance against Cal State Fullerton (March 2, 2024).
- Root entered the 2025 campaign with three preseason All-America accolades to his name, collecting national recognition from D1Baseball, NCBWA and Perfect Game this spring.
- Through his first 11 starts as a Razorback, Root has turned in a 5-3 record with a 4.50 ERA in a team-high 58.0 innings of work. The junior left-hander has struck out a team-leading 81 batters and limited opposing hitters to a meager .232 batting average.
- Root made his first start as a Razorback in game two of the Opening Day doubleheader against Washington State (Feb. 14), spinning five innings of one-run ball with eight strikeouts.
- In his second start of the season, Root matched his career high with 10 strikeouts vs. #22 TCU (Feb. 22) in the Amegy Bank College Baseball Series at Globe Life Field in Arlington, Texas, limiting the Horned Frogs to one run on just two hits and a pair of walks.
- Root racked up eight strikeouts in his start against Charlotte (March 1), 5.1 innings in the Razorbacks' win. He logged his first quality start of the season against Portland (March 6), spinning six shutout innings with a career high-matching 10 strikeouts.
- Root made his first Friday start in his first SEC start of the season on the road at #13 Ole Miss (March 14).
- In his second SEC start of the season, Root turned in Arkansas' first seven-inning complete game since 2017, firing seven innings of two-run ball with seven strikeouts against South Carolina (March 21) to collect his team-leading second quality start of the year.
- Root was fantastic on the road against #14 Vanderbilt (March 28) in his third SEC start, carrying a no-hitter into the fifth and working a career-long 7.2 scoreless innings with seven strikeouts to help Arkansas toss its first combined three-hit shutout since 2024.
- The southpaw, who earned his first SEC Pitcher of the Week honor as a result of his dominant performance on the road at Vanderbilt, became the first Arkansas pitcher to record back-to-back starts of at least seven innings since RHP Connor Noland did so in 2022.

CHEESE

- **LHP Landon Beidelschies**, a transfer from Ohio State, was the Buckeyes' Friday night starter as a sophomore in 2024, going 6-7 with a 4.15 ERA and 91 strikeouts in 84.2 innings across 15 starts.
- Referred to as "Cheese" by his teammates, Beidelschies had seven quality starts last season at Ohio State, highlighted by a career-high 12-strikeout performance at West Virginia (March 15, 2024).
- The Canfield, Ohio, native, entered the 2025 campaign as a Perfect Game preseason All-American as well as a preseason All-SEC honoree from the league's 16 head coaches.
- Beidelschies made his Arkansas debut against Washington State (Feb. 17), striking out seven over five innings of one-run ball.
- He made his first appearance of the season in a relief role vs. #22 TCU (Feb. 22) in the Amegy Bank College Baseball Series at Globe Life Field in Arlington, Texas, working 2.2 scoreless innings to help.
- The lefty logged his first quality start of the year against Charlotte (March 2), twirling 6.1 innings of one-run ball with seven strikeouts.

GET THE GACK

- Following a historic rookie campaign, **RHP Gabe Gaeckle** entered his sophomore campaign as one of college baseball's top pitchers.
- Prior to the 2025 season, the right-hander was named Baseball America's preseason SEC Pitcher of the Year, clinched consensus preseason All-America status from Baseball America, D1Baseball, NCBWA and Perfect Game and earned preseason first-team All-SEC recognition from the league's 16 head coaches.
- The Aptos, Calif., native was a unanimous first-team Freshman All-American in 2024 after he made 22 relief appearances for Arkansas and posted a 3-3 record with a 2.32 ERA, 57 strikeouts and a team-leading seven saves in 42.2 innings of work.
- Gaeckle became the fifth Razorback freshman pitcher since 2003, Dave Van Horn's first year, to record five or more saves in a season:

| Year | Pitcher | Saves |
|------|-------------------|-------|
| 2024 | RHP Gabe Gaeckle | 7 |
| 2023 | RHP Gage Wood | 5 |
| 2022 | RHP Brady Tygart | 8 |
| 2011 | RHP Nolan Sanburn | 8 |
| 2010 | RHP DJ Baxendale | 7 |

- Gaeckle made his first career start on the mound in game one of the Opening Day doubleheader against Washington State (Feb. 14), firing five shutout innings with seven strikeouts in the Hogs' win.
- In his second start, Gaeckle worked a career-long 5.2 innings vs. Kansas State (Feb. 22) in the Amegy Bank College Baseball Series at Globe Life Field in Arlington, Texas, and struck out a pair.
- Making his first career SEC start at #13 Ole Miss (March 15), Gaeckle racked up a career-high eight strikeouts over four innings of work.
- The right-hander matched his career long with 5.2 innings of two-run ball and seven strikeouts in a start at #14 Vanderbilt (March 29) to lead Arkansas to its first series sweep in Nashville since 1994.
- Working in relief for the first time this season, Gaeckle tossed a career long-tying 5.2 innings of one-run ball with a career high-matching eight strikeouts against Texas A&M (April 18).

JIMMY

- **RHP Aiden Jimenez**, a transfer from Oregon State, was on track to crack the Beavers' weekend rotation last year before he suffered a season-ending injury and, ultimately, transferred to Arkansas.
- Now healthy, Jimenez has emerged as crucial piece of the Razorback bullpen this season, logging a 4-1 record with a 2.08 ERA and 27 strikeouts over a team-leading 26.0 innings in relief.
- As a freshman at Oregon State in 2023, he appeared in 22 games and went 5-2 with a 5.68 ERA and 35 strikeouts in 38.0 innings.
- The right-hander carded his best outing of that season against Sam Houston (June 4, 2023) in the NCAA Baton Rouge Regional, throwing a season-long six shutout innings in relief and striking out a season-high six to send Oregon State to the regional championship.

THE FIREMAN

- **RHP Christian Foutch** turned in a strong sophomore campaign in 2024, making 20 appearances in relief and going 1-0 with a 0.81 ERA, 20 strikeouts and one save in 22.1 innings of work.
- The Littleton, Colo., native allowed only two runs, finishing the season with the lowest ERA by a Razorback pitcher to appear in at least 20 percent of the team's games since RHP Kevin Kopps in 2021.
- Foutch entered 2025 with NCBWA preseason All-America honors and preseason All-SEC praise from the league's 16 head coaches. He was also named to the preseason watch list for the NCBWA Stopper of the Year Award, given to the top reliever in college baseball.

THE PRIZED ONE

- **INF Wehiwa Aloy**, whose name means “the prized one” in Hawaiian, leads the Razorback offense with his swagger on and off the field.
- Aloy, one of two Hogs named to this year’s preseason watch list for the Golden Spikes Award, started all 60 games at shortstop for the Razorbacks in 2024, his first season at Arkansas after transferring in from Sacramento State following his freshman campaign.
- The Wailuku, Hawai’i, native slashed .270/.355/.485 with a team-high 14 home runs and 56 RBI, finishing his sophomore campaign as the team leader in runs scored (45), multi-RBI games (11), stolen bases (7) and consecutive games reached base safely (31).
- Through 44 games this season, Aloy is slashing .376/.455/.742 with a team-leading 17 homers and 49 RBI. The Razorback shortstop leads in the team in extra-base hits (33) and total bases (138) this year.
- Aloy was one of 45 players named to the midseason watch list for the Golden Spikes Award. He is the ninth Razorback in program history selected to the Golden Spikes Award midseason watch list, and the first Arkansas position player to accomplish the feat since infielder Brian Anderson in 2014.

KUHIO KRUSH

- **INF/OF Kuhio Aloy**, the BYU transfer, has quickly established himself as one of the most dangerous hitters in college baseball.
- The Hogs’ primary designated hitter is in his first year at Arkansas and is slashing .375/.454/.656 with 11 home runs and a team-leading 57 RBI in 40 games. Aloy is third on the team in hits (59), doubles (12), home runs (11) and total bases (105) this season.
- Kuhio leads the team in multi-RBI game (15) and is third in multi-hit games (18). He recorded seven consecutive games with multiple hits from Feb. 25-March 7, including a career high-tying four hits against Grambling on Feb. 25 before he drove in a career-high six RBI against ULM on March 4.

BASH BRADDAHS

- Wehiwa and Kuhio Aloy, who have homered in the same game three times this seasons, accomplished a rare feat by each hitting a homer in the same inning vs. Kansas State (Feb. 21) in the Amegy Bank College Baseball Series at Globe Life Field in Arlington, Texas.
- The brothers did it once again at #13 Ole Miss (March 15), clobbering back-to-back home runs in the fifth inning of the Razorbacks’ win.
- According to Elias Sports Bureau, only seven pairs of brothers since 1900 have each hit a home run in the same inning in MLB history.
- Only two sets of brothers (B.J. and Justin Upton for the Atlanta Braves in 2013; Lloyd and Paul Waner for the Pittsburgh Pirates in 1938) have hit back-to-back home runs in MLB history.

ALLEZ DAVALAN

- **OF Charles Davalan**, the FGCU transfer, has made his case as the best leadoff hitter in all of college baseball.
- The Montreal, Canada, native is slashing .375/.455/.625 with 12 home runs and 44 RBI in 43 games this season, his first at Arkansas.
- The Razorback outfielder is second on the team in hits (69), runs scored (61) and multi-hit games (22), and also ranks third on the team in multi-RBI games (11) this season.
- Through 44 games, Davalan has more walks (24) than strikeouts (16) and nearly as many home runs (12) as strikeouts (16).
- Davalan spent his true freshman season at FGCU, where he slashed .288/.413/.514 with 10 home runs and 37 RBI in 2024. He scored a team-leading 66 runs, totaled 64 hits, including 16 doubles and two triples, drew 28 walks and went 13-for-18 in stolen base attempts.

AUSSIE, AUSSIE, AUSSIE

- Highly touted junior-college prospect **INF Brent Iredale** has provided big pop since arriving at Arkansas in the fall. Through his first 44 games as a Razorback, Iredale is slashing .294/.458/.596 with 11 home runs and 51 RBI, second most on the team, on the year.
- Iredale powered the Razorbacks to an Opening Weekend series win against Washington State, slashing a team-leading .467/.526/.933 with two home runs and nine RBI over four games.
- The Sydney, Australia, native, making his Arkansas debut after beginning his collegiate career at New Mexico JC, became the first Razorback with nine RBI in a season-opening series since OF Heston Kjerstad accomplished the feat against Eastern Illinois on Opening Weekend in 2020. Kjerstad hit four home runs during Arkansas’ season-opening sweep of Eastern Illinois, homering twice and recording six RBI in the series finale.
- Iredale turned in a historic day at the plate against Portland (March 7), going 3-for-3 with two home runs and eight RBI to become the first Razorback with eight RBI in a game since Rodney Nye accomplished the feat against ORU on April 14, 1999.
- The Razorback third baseman was one RBI shy of matching Ryan Lundquist’s single-game program record of nine RBI, which he accomplished against Central Missouri State on March 4, 1997.
- Iredale’s 11 total RBI in the series sweep of Portland also marked the most by a Razorback in a three-game series in the DVH era.

GOT THAT WOOD

- **RHP Gage Wood** has worked in a variety of roles on the Razorback pitching staff throughout the first two years of his career.
- As a sophomore in 2024, the Batesville, Ark., native made 22 appearances, including three starts, and posted a 3-2 record with a 4.46 ERA, 56 strikeouts and two saves in 40.1 innings of work.
- As a true freshman in 2023, Wood was Arkansas’ closer, going 2-0 with a 4.80 ERA, 42 strikeouts and a team-leading five saves in 30.0 innings of work to earn a spot on the Freshman All-SEC Team.
- Now a junior, the right-hander made his first start of the season on the mound against Washington State (Feb. 15), striking out a career-high seven over five innings of two-run ball.
- In his second start of the year, Wood was carving through Michigan (Feb. 23) in the Amegy Bank College Baseball Series at Globe Life Field in Arlington, Texas, with six strikeouts in two innings before departing the ballgame with an injury.
- Wood made his first start back on the mound in the doubleheader against Texas A&M (April 18) after missing approximately seven weeks as he worked his way back from an injury scare.

RETURN OF THE MAC (AGAIN)

- Veteran **RHP Will McEntire** can do it all for the Hogs. The redshirt senior has pitched in 78 career games with 20 starts, racking up 225 strikeouts over 216.1 innings of work.
- His 225 career strikeouts are tied with LHP Gerald Hannahs (1971-74) for ninth most by a Razorback pitcher in program history.
- One of McEntire’s best outings of his career came in a start against Louisiana Tech (March 11, 2023), throwing a nine-inning complete game with six strikeouts on 97 pitches. He allowed just one unearned run on three hits and a walk in the dominant performance.
- His nine-inning complete game was the first by a Razorback pitcher since RHP Dominic Taccolini’s 10-inning complete game shutout against SEC Eastern Division foe Kentucky in 2016.
- His three-hitter was the first by a Hog since RHP Ryne Stanek’s nine-inning complete game three-hitter at #6 South Carolina in 2013.



Headlined by pitchers Landon Beidelschies and Zach Root, Arkansas' **transfer portal class** entering the 2025 season was ranked No. 2 in the country by Baseball America.

HOGS' TRANSFER PORTAL CLASS RANKED NO. 2 BY BASEBALL AMERICA

- Arkansas' transfer portal class coming into the 2025 season was ranked No. 2 in the country by Baseball America.
- The publication's top 100 transfer portal rankings feature eight Hog newcomers, including one in the top 10 and four among the top 50.
- The list includes **LHP Landon Beidelschies** (No. 9), **LHP Zach Root** (No. 13), **INF Camden Kozeal** (No. 26), **OF Charles Davalan** (No. 33), **OF Logan Maxwell** (No. 52), **INF/OF Rocco Peppi** (No. 65), **OF Carson Boles** (No. 93) and **INF Michael Anderson** (No. 98).
- In its summary of Arkansas' transfer class, Baseball America writes:

2. Arkansas

No. of top 100 transfers: 8

It was a disappointing end to the season for Arkansas, who—as the No. 4 national seed—saw its season end on its home turf following an upset loss in regional play to Southeast Missouri. The Razorbacks coaching staff entered the offseason with serious work to do as it pertained to both adding and replacing talent, and their transfer class is perhaps the best to come to Fayetteville in the portal era.

*They lost their entire rotation—Hagen Smith, Brady Tygart and Mason Molina—to the draft, but they added two of the best lefthanders in the portal in **Landon Beidelschies** (6-7, 4.15 ERA) and **Zach Root** (6-2, 3.56 ERA). Both will assume a weekend role this spring, and Arkansas has a bevy of weapons who will battle it out for the third starter spot. For as impressive a duo as Beidelschies and Root are, this class really shines positionally.*

Charles Davalan (.288/.413/.514) has no shortage of tools packed into his compact frame, and the Florida Gulf Coast product will likely be the team's everyday center fielder. Infielder **Camden Kozeal** (.284/.349/.439) will almost certainly start at second base, while a handful of other position players will be in the mix for starting roles. After a stunning end to 2024, Arkansas again has the look of a team that will be competing for a national championship.

POWERED BY THE PORTAL

- Head coach Dave Van Horn and the Hogs took full advantage of the transfer portal prior to the 2025 campaign, adding nine Division I transfer and one Division II transfer to the roster in the offseason.

| Player | Former School(s) |
|--------------------------------|-------------------------------|
| INF/OF Kuhio Aloy | BYU |
| INF Michael Anderson | Rhode Island |
| LHP Landon Beidelschies | Ohio State |
| OF Carson Boles | Lincoln Memorial (DII) |
| OF Charles Davalan | FGCU |
| RHP Aiden Jimenez | Oregon State |
| INF Cam Kozeal | Vanderbilt |
| OF Logan Maxwell | TCU |
| INF/OF Rocco Peppi | Long Beach State/Fresno State |
| LHP Zach Root | ECU |

- D1Baseball Top 85 Impact Transfer Pitchers
No. 2 - **LHP Zach Root**
No. 5 - **LHP Landon Beidelschies**

- D1Baseball Top 50 Impact Transfer Hitters
No. 13 - **OF Charles Davalan**
No. 16 - **OF Logan Maxwell**
No. 18 - **INF Cam Kozeal**
No. 49 - **INF/OF Kuhio Aloy**

- From D1Baseball: Portal Pitchers with Breakout Potential

Zach Root, East Carolina to Arkansas - One of the top prospects in the 2025 draft class, Root started 12 games and appeared in 13 for ECU last season posting a 3.56 ERA in 68.1 innings of work. The 6-foot-1, 185-pounder also struck out 76 and walked 21. The left-hander potentially has one of the best arsenals in the nation, and what you see is what you get. It's an off-speed over fastball package, and he throws four of them average or better (change-up, curveball, cutter, slider). The best of the bunch is the curveball. It has two-plane shape at 79 mph with a total vertical depth of -55" which is comparable to current Major Leaguers Cole Ragans and DL Hall and would place him 20th of current qualified Major League left-handed starter pitchers. He also drew a 48% whiff rate with a .057 xwOBA against this breaker in 2024. His cutter (86-87 mph) and slider (83-85) profiles are very similar with about an inch of horizontal separation and four inches of vertical separation, and both drew strong whiff rates and ball-in-play results. There's a strong pronation bias with his two-seam 91-94 mph fastball that he throws 47% of the time and his low-80s change-up (22% usage) both carry significant arm-side profiles. There's little doubt in our minds that this arsenal, and the accompanying pitchability, translate to immediate success in the SEC, as well as professional baseball. – David Seifert/D1Baseball

JUCO BANDITS

- Arkansas also added a pair of big-name junior college products in **INF Brent Iredale** (New Mexico JC) and **OF Justin Thomas Jr.** (Florida SouthWestern State) to its roster during the offseason.
- D1Baseball Top 50 Impact JUCO Transfer Hitters
No. 2 - **INF Brent Iredale**
No. 12 - **OF Justin Thomas Jr.**



Featuring eight top 100 transfers and four top 500 freshmen, Arkansas' **newcomer class** entering the 2025 season was ranked No. 3 in the country by Baseball America.

HOGS' NEWCOMER CLASS RANKED NO. 3 BY BASEBALL AMERICA

- Arkansas' newcomer class coming into the 2025 season was ranked No. 3 in the country by Baseball America.
- To get the most accurate read on which college programs have the best incoming talent on their roster heading into 2025, the publication combined each program's transfer haul and recruiting class to come up with an overall ranking of newcomers.
- Baseball America's top 100 transfer portal rankings feature eight Razorback newcomers, including one in the top 10 and four among the top 50, and its top 500 draft rankings include four freshman.
- In its summary of Arkansas' newcomers, Baseball America writes:

3. Arkansas

Top 100 transfers: 8

BA 500 freshmen: 4

Arkansas has a lengthy track record of bringing impact talent to campus, and this year is no different. On top of a fantastic portal haul that includes eight of the top 100 transfers, the Razorbacks bring to campus a quartet of players who ranked on the final iteration of the BA 500.

Left-handers **Landon Beidelschies** (6-7, 4.15 ERA at Ohio State) and **Zach Root** (6-2, 3.56 ERA at East Carolina) are the strength of Arkansas' class of newcomers, but Oklahoma prep fireballer **Carson Wiggins** (No. 78), who is the younger brother of former Razorback and current Cubs prospect Jaxon, will be in contention to log a handful of innings as a freshman.

Former New Mexico JC standout third baseman **Brent Iredale** (.441/.576/1.000) ranked No. 464 on the BA 500 and is already off to a fast start this fall.

Following a disappointing end in 2024, Arkansas has reloaded and looks the part of a national championship contender.

D1BASEBALL TOP 25 IMPACT FRESHMAN CLASSES

- Arkansas' freshman class, headlined by **RHP Carson Wiggins** and **LHP Cole Gibler**, was ranked No. 16 in the country by D1Baseball.
- In its summary of Arkansas' freshman class, D1Baseball writes:


Of all the Razorback freshmen, Carson Wiggins came to campus with the highest accolades. The 94th overall prospect for the 2024 MLB Draft per Prep Baseball, the 6-foot-5 righthander touched 100.8 mph with his fastball while landing a mid-80s slider for strikes. It's a nasty combo that overwhelms opposing hitters, especially when also combined with solid control. He, like Gabe Gaeckle, is not just a wild-armed thrower. It took him just 10 pitches to set down Oklahoma State in order. Arms like Wiggins don't make it to college very often and he'll be a fun one to watch at least for two seasons in Fayetteville - Wiggins will be a draft-eligible sophomore in 2026.

Cole Gibler, a Missouri prep, was ranked the 131st overall prospect for the 2024 MLB Draft by Prep Baseball and he did everything to show deserving of that evaluation. His present pitchability is advanced for most any age, but super impressive for a freshman. With a quick arm he repeats a starter's-type delivery for above average control of three pitches. His fastball sat 92-95 and fired two breaking balls for strikes. Gibler sat down the side in order on 13 pitches, striking out a pair. Although it's a long way off, the 6-foot-2, 200-pound lefty has the look of a high round pick in 2027. - David Seifert/D1Baseball

NEW KIDS ON THE BLOCK

- Perfect Game featured **RHP Carson Wiggins** and **LHP Cole Gibler** in its rankings of the top 75 freshmen coming into the 2025 season.
- Wiggins is the younger brother of RHP Jaxon Wiggins, who pitched for Arkansas from 2021-22 and was selected by the Chicago Cubs in the second round (No. 68 overall) of the 2023 MLB Draft.





Since the start of the 2017 season, Arkansas has recorded **369 total wins**. The Razorbacks are the winningest program in all of college baseball in that span.

MACHINE OF CONSISTENCY

- Since the start of the 2017 season, Arkansas is the winningest college baseball program in the country (as of April 24, 2025).

| Team | Total Wins ('17 - '18 - '19 - '20 - '21 - '22 - '23 - '24 - '25) |
|-----------------|--|
| Arkansas | 369 (45 - 48 - 46 - 11 - 50 - 46 - 43 - 44 - 36) |
| Tennessee | 356 (27 - 29 - 40 - 15 - 50 - 57 - 44 - 60 - 34) |
| Oregon State | 354 (56 - 55 - 36 - 5 - 37 - 48 - 41 - 45 - 32) |
| LSU | 353 (52 - 39 - 40 - 12 - 38 - 40 - 54 - 43 - 35) |
| Southern Miss | 351 (50 - 44 - 40 - 12 - 40 - 47 - 46 - 43 - 29) |
| Florida | 348 (52 - 49 - 34 - 16 - 38 - 42 - 54 - 36 - 29) |
| East Carolina | 343 (32 - 44 - 47 - 13 - 44 - 46 - 47 - 46 - 24) |
| Vanderbilt | 341 (36 - 35 - 59 - 13 - 49 - 39 - 42 - 38 - 30) |
| Dallas Baptist | 334 (42 - 42 - 43 - 12 - 41 - 34 - 47 - 45 - 29) |
| Clemson | 322 (42 - 47 - 35 - 14 - 25 - 35 - 44 - 44 - 36) |
| Texas Tech | 317 (45 - 45 - 46 - 16 - 39 - 39 - 41 - 33 - 13) |

- Under Dave Van Horn, who is in his 23rd year as the Razorbacks' head coach, Arkansas has tallied seven 45-win seasons.

| Season | Total Wins |
|--------|------------|
| 2004 | 45 |
| 2012 | 46 |
| 2017 | 45 |
| 2018 | 48 |
| 2019 | 46 |
| 2021 | 50 |
| 2022 | 46 |

- Excluding the shortened 2020 season, the Razorbacks are the only SEC team, and one of only two teams in the country (also Southern Miss), to record 40-plus wins in each of the last seven full seasons.

| Season | Overall Wins | SEC Wins |
|--------|--------------|----------|
| 2017 | 45 | 18 |
| 2018 | 48 | 18 |
| 2019 | 46 | 20 |
| 2021 | 50 | 22 |
| 2022 | 46 | 18 |
| 2023 | 43 | 20 |
| 2024 | 44 | 20 |

IT JUST MEANS MORE WINS

- By going 11-1 through its first 12 SEC games, Arkansas has started 8-4 or better in SEC play in eight consecutive seasons (2017-present).
- It represents the best stretch of starting 8-4 or better in SEC play by a team since LSU did so in eight consecutive seasons from 1991-98.
- Arkansas, winners of a program-record 12 consecutive SEC games in 2025, has won 18 or more SEC games in seven consecutive seasons.
- LSU is the only other team in SEC history to record at least seven consecutive seasons of 18-plus SEC victories (10 from 1996-2005).

THE BIG 2-0

- Arkansas has finished with 20 or more SEC victories in a season five times in program history, including four times under Dave Van Horn.

| Year | SEC Record (Finish) |
|------|--|
| 1999 | 22-8 (SEC overall champions) |
| 2019 | 20-10 (SEC Western Division champions) |
| 2021 | 22-8 (SEC overall champions) |
| 2023 | 20-10 (SEC overall champions) |
| 2024 | 20-10 (SEC Western Division champions) |

- Arkansas reached the 20-win mark in SEC play in back-to-back seasons in 2023 and 2024 for the first time in program history.
- Arkansas, which has reached the 20-win mark in SEC play in four of the last five full seasons, is the first team since LSU between 1994-97 to post four 20-win SEC campaigns in five years.

GONE STREAKING

- Arkansas has recorded 11 winning streaks of 10 or more games since head coach Dave Van Horn took over at the helm of the program.

| Winning Streak | Dates |
|----------------|-------------------------------|
| 16 | March 7, 2020-March 13, 2021 |
| 15 | Feb. 25-March 22, 2024 |
| 15 | March 1-28, 2023 |
| 13 | April 3-23, 2010 |
| 12 | Feb. 14-March 11, 2025 |
| 12 | March 5-25, 2022 |
| 12 | Feb. 11-March 8, 2005 |
| 11 | March 26-April 12, 2024 |
| 10 | May 16-June 5, 2021 |
| 10 | March 4-21, 2012 |
| 10 | Feb. 11-March 5, 2003 |

- The Razorbacks' 15-game winning streaks in 2023 and 2024 were their longest in-season winning streak of the Van Horn era.
- They were also the longest in-season winning streaks in program history since the Hogs won the first 18 games of the 1996 season.

MIDWEEK MAGIC

- The Hogs, 11-1 in midweek games in 2025, had won 18 consecutive midweek matchups before their streak was snapped in a 14-13 extra-inning loss against Missouri State on March 25, 2025.
- Arkansas completed the 2024 season 12-0 in midweek games, posting an unbeaten midweek record for the first time since 2005.
- In 2024, the Razorbacks secured midweek wins against Grambling, UCA, Oral Roberts, Little Rock, Arkansas State and UAPB as well as three two-game midweek series sweeps over San Jose State, Texas Tech and Missouri State to finish with a perfect 12-0 midweek record.
- In 2005, Dave Van Horn's third season as head coach, Arkansas went 9-0 in midweek games, including two wins against Centenary, two wins against Missouri State, two wins against Northern Colorado, two wins against Oral Roberts and one win against Oklahoma State.

30 SEASONS OF BAUM-WALKER STADIUM

- The 2025 campaign marks the 30th season in the history of Baum-Walker Stadium, which opened in 1996. Arkansas maintains an all-time record of 723-246 (.746) in the stadium's 30-year history.
- Arkansas went 34-5 inside the friendly confines of Baum-Walker Stadium during the 2024 season, powered by a program record-tying 27-game winning streak at home from Feb. 19-April 27.
- Excluding 2020, Arkansas has won 28 or more home games in seven straight seasons, including a program-best 34 wins in 2018 and 2024.

| Year | Home Record | Overall Record (Postseason) |
|------|-------------|------------------------------|
| 2017 | 29-8 | 45-19 (Regional) |
| 2018 | 34-4 | 48-21 (College World Series) |
| 2019 | 33-7 | 46-20 (College World Series) |
| 2021 | 30-8 | 50-13 (Super Regional) |
| 2022 | 28-7 | 46-21 (College World Series) |
| 2023 | 32-6 | 43-18 (Regional) |
| 2024 | 34-5 | 44-16 (Regional) |
| 2025 | 27-3 | TBD |

HOME SWEET BAUM-WALKER

- In order of winning percentage, here are the Razorbacks' top records at home since Baum-Walker Stadium opened in 1996.

| Year | Home Record | Winning Percentage |
|------|-------------|--------------------|
| 2018 | 34-4 | .895 |
| 2024 | 34-5 | .872 |
| 2023 | 32-6 | .842 |
| 2019 | 33-7 | .825 |
| 2004 | 31-7 | .816 |
| 2022 | 28-7 | .800 |

J.B. & JOHNELLE HUNT FAMILY BASEBALL DEVELOPMENT CENTER

- The J.B. & Johnelle Hunt Family Baseball Development Center is a 49,000-square foot baseball performance facility, providing student-athletes with an expanded locker room, team meeting room, strength & conditioning center, training room, nutrition center, pitching development center and an in-venue batting tunnel.
- The one-of-a-kind facility, which opened ahead of the 2022 campaign, sits in the right-field corner of Baum-Walker Stadium.
- It also includes a tunnel to connect the facility to the first-base dugout and postgame press conference room.



The \$27 million, 49,000-square foot **J.B. & Johnelle Hunt Family Baseball Development Center** is the only one of its kind in all of college baseball.



PROHOGS

- Five (5) former Razorbacks were listed on 2025 Major League Baseball Opening Day rosters.

| Player | Team | Draft Year |
|-------------------|----------------------|------------|
| Jalen Beeks | Arizona Diamondbacks | 2014 |
| Andrew Benintendi | Chicago White Sox | 2015 |
| Heston Kjerstad | Baltimore Orioles | 2020 |
| Ryne Stanek | New York Mets | 2013 |
| Trevor Stephan* | Cleveland Guardians | 2017 |


(* = injured list)

- Six (6) former Razorbacks have won a World Series championship:

| Player | Team | Year |
|-------------------|---------------------|------|
| Dick Hughes | St. Louis Cardinals | 1967 |
| Eric Hinske (2x) | Boston Red Sox | 2007 |
| | New York Yankees | 2009 |
| Dallas Keuchel | Houston Astros | 2017 |
| Andrew Benintendi | Boston Red Sox | 2018 |
| Drew Smyly | Atlanta Braves | 2021 |
| Ryne Stanek | Houston Astros | 2022 |

MLB DRAFT FACTS

- Arkansas has had at least one player selected in each of the past 50 MLB drafts dating back to 1975.
- The Razorbacks have had double-digit players selected in a single draft on three occasions: 1985 (10), 2013 (11) and 2018 (11).
- Since 2018, Nate Thompson's first season, no school in the country has had more overall draft selections than Arkansas (53).
- Under Matt Hobbs, Arkansas has had 23 pitchers selected in the MLB draft, including 16 pitchers taken in the first 10 rounds, since 2019.



Arkansas pitching coach **Matt Hobbs** has developed nine All-Americans, nine All-SEC honorees and 23 MLB draft picks since joining the program prior to the 2019 season.

HOBBS NAMED DIBASEBALL ASSISTANT COACH OF THE YEAR

- Arkansas pitching coach Matt Hobbs was named the DIBaseball Assistant Coach of the Year following the 2024 season.
- Hobbs, who enters his seventh season as pitching coach in 2025, guided his staff to a historic and record-breaking campaign in 2024.
- Arkansas ranked fifth nationally with a 3.87 ERA and a 3.11 strikeout-to-walk ratio and led the country with 12.1 strikeouts per nine innings, powered by a school-record 706 strikeouts.
- Since joining Arkansas as the pitching coach prior to the 2019 campaign, Hobbs has helped develop:
 - » 9 All-Americans
 - » 9 All-SEC honorees, including two SEC pitchers of the year
 - » 23 MLB draft selections, including 16 top 10 rounders
- Under Hobbs's tutelage, RHP Kevin Kopps emerged as the best player in the country in 2021, winning both the Golden Spikes Award and Dick Howser Trophy, and LHP Hagen Smith was the unanimous national pitcher of the year in 2024.
- With Hobbs' help, Smith solidified his status as one of the greatest pitchers in Razorback history, concluding his career as the program's all-time strikeout king and single-season strikeout leader, and departing as the highest-drafted pitcher in school history when he was selected fifth overall by the Chicago White Sox in the 2024.
- Since Hobbs joined the Razorback coaching staff, Arkansas has made two trips to the College World Series (2019, 2022), clinched a pair of overall SEC championships (2021, 2023) and captured four SEC Western Division titles (2019, 2021, 2023, 2024).
- Additionally, the Hogs won Collegiate Baseball's national recruiting championship for the first time in program history in 2023 as Arkansas' star-studded recruiting class was named the nation's best.



Arkansas, the winningest team in the nation since 2017 (333 overall wins), checked in at No. 5 in DIBaseball's biennial rankings of the top 100 programs in college baseball.

HOGS AT NO. 5 IN DIBASEBALL'S TOP 100 PROGRAMS RANKINGS

- Arkansas checked in at No. 5 in DIBaseball's biennial rankings of the top 100 programs in college baseball.
- DIBaseball's rankings place an emphasis on a tradition of consistent winning in the last decade, especially in the last five years, with the ultimate goal being to identify programs in the best shape currently with an eye towards the next five to 10 years.
- DIBaseball writers Aaron Fitt, Kendall Rogers, Mike Rooney, Joe Healy and Mark Etheridge made adjustments to the rankings based on evaluations of coaching staff quality and stability, facilities, scholarship/financial aid situation, conference dynamics, momentum, recruiting and player development proficiency.
- In its summary of the Arkansas program, DIBaseball writes:

The Razorbacks are still chasing the program's first national title, but it's safe to say they've still had a plethora of success over the past few seasons under the direction of long-time and legendary head coach Dave Van Horn. The Hogs recently went 44-16 overall, 20-10 in the SEC, and earned the No. 5 national seed before getting upset in the Fayetteville Regional. Before this past season, the Hogs had gone 43-18 overall (tied for the SEC regular season crown with Florida) in '23 with a No. 3 national seed and yet another Regional host while also going 46-21 overall in '22 with a trip to the College World Series. And in '21, the Hogs went a miraculous 50-13 overall with a 22-8 record in the SEC. That year, the Hogs were the top overall national seed before getting upset in the Fayetteville Super Regional by NC State. Yes, not winning a national title - yet - is a knock on the Hogs, but literally everything else is checked. The Hogs are a perennial power, they're insanely consistent in the toughest conference in college baseball, and the resources are plentiful in Fayetteville. Baum Stadium is exceptional, the player development facilities are the nation's best, and the program is well-positioned in the NIL era. The Hogs are in a fantastic spot moving forward. - Kendall Rogers/DIBaseball



BAUM-WALKER STADIUM RECORDS

13,472

SINGLE-GAME ATTENDANCE (2018)

10,376

SINGLE-SEASON AVERAGE (2022)

394,146

SINGLE-SEASON TICKETS (2024)

723

WINS AT BAUM-WALKER STADIUM

34,796

3-GAME SERIES ATTENDANCE (2022)

ARKANSAS YEAR-BY-YEAR RESULTS AT BAUM-WALKER STADIUM

| | | | | | | | | | |
|-------------------------|-------------------------|------------------------|-------------------------|-------------------------|------------------------|-------------------------|------------------------|-------------------------|-------------------------|
| 1996 6-3 (.667) | 1997 26-7 (.788) | 1998 22-9 (.710) | 1999 26-7 (.788) | 2000 15-19 (.441) | 2001 19-6 (.760) | 2002 18-12 (.600) | 2003 22-8 (.733) | 2004 31-8 (.795) | 2005 19-9 (.679) |
| 2006 21-8 (.724) | 2007 23-10 (.697) | 2008 24-9 (.727) | 2009 21-12 (.636) | 2010 29-9 (.763) | 2011 24-7 (.774) | 2012 28-8 (.778) | 2013 24-9 (.727) | 2014 25-10 (.714) | 2015 23-12 (.657) |
| 2016 19-14 (.576) | 2017 29-8 (.784) | 2018 34-4 (.895) | 2019 33-7 (.825) | 2020 11-2 (.846) | 2021 30-8 (.790) | 2022 28-7 (.800) | 2023 32-6 (.842) | 2024 34-5 (.872) | 2025 27-3 (.900) |

Top 20 All-Time Crowds (tickets sold/distributed)

| | | | |
|-----|-------------------|--------|----------------|
| 1. | USC | 13,472 | March 3, 2018 |
| 2. | Mississippi State | 12,589 | April 25, 2015 |
| 3. | South Alabama | 12,006 | March 7, 2020 |
| 4. | LSU | 11,827 | April 8, 2017 |
| 5. | Tennessee | 11,787 | April 26, 2019 |
| 6. | Vanderbilt | 11,772 | May 13, 2022 |
| 7. | Vanderbilt | 11,761 | May 14, 2022 |
| 8. | Auburn | 11,742 | April 26, 2014 |
| 9. | Ole Miss | 11,736 | April 30, 2022 |
| 10. | LSU | 11,714 | May 10, 2019 |
| 11. | Ole Miss | 11,651 | April 29, 2022 |
| 12. | Tennessee | 11,594 | April 27, 2019 |
| 13. | Mississippi State | 11,548 | April 1, 2022 |
| 14. | Mississippi State | 11,522 | April 2, 2022 |
| 15. | LSU | 11,462 | April 9, 2011 |
| 16. | Arizona State | 11,434 | April 8, 2009 |
| 17. | Mississippi State | 11,415 | April 3, 2022 |
| 18. | Ole Miss | 11,409 | May 1, 2022 |
| 19. | Ole Miss* | 11,383 | June 9, 2019 |
| 20. | Ole Miss* | 11,350 | June 8, 2019 |

* - NCAA Super Regional
^ - NCAA Regional

Top 20 All-Time Crowds (actual)

| | | | |
|-----|-------------------|--------|----------------|
| 1. | Missouri State* | 12,167 | June 6, 2015 |
| 2. | Missouri State* | 11,869 | June 5, 2015 |
| 3. | South Carolina* | 11,722 | June 9, 2018 |
| 4. | Missouri State* | 11,694 | June 7, 2015 |
| 5. | South Carolina* | 11,481 | June 10, 2018 |
| 6. | South Carolina* | 11,217 | June 11, 2018 |
| 7. | LSU | 11,103 | April 9, 2011 |
| 8. | Arizona State | 11,014 | April 8, 2009 |
| 9. | Oral Roberts^ | 11,088 | June 2, 2017 |
| 10. | LSU | 10,987 | April 8, 2017 |
| 11. | Mississippi State | 10,837 | April 25, 2015 |
| 12. | Mississippi State | 10,784 | April 16, 2011 |
| 13. | USC | 10,732 | March 3, 2018 |
| 14. | LSU | 10,581 | May 5, 2007 |
| 15. | Texas A&M | 10,477 | April 20, 2013 |
| 16. | Missouri State^ | 10,369 | June 3, 2017 |
| 17. | Missouri State^ | 10,273 | June 5, 2017 |
| 18. | Central Michigan | 10,219 | Feb. 20, 2016 |
| 19. | Auburn | 10,217 | April 26, 2014 |
| 20. | Southern Miss^ | 10,213 | June 2, 2018 |

* - NCAA Super Regional
^ - NCAA Regional

2024 NCAA ATTENDANCE LEADERS

| Team | Total Home Attendance | | | Games |
|----------------------|-----------------------|---------|----|-------|
| | Average | Total | | |
| 1. Arkansas | 10,106 | 394,146 | 39 | |
| 2. LSU | 10,834 | 390,033 | 36 | |
| 3. Mississippi State | 10,903 | 370,711 | 34 | |
| 4. Ole Miss | 9,628 | 298,461 | 31 | |
| 5. Texas | 7,476 | 269,143 | 36 | |
| 6. Texas A&M | 6,431 | 257,258 | 40 | |
| 7. Tennessee | 5,339 | 234,921 | 44 | |
| 8. South Carolina | 7,045 | 232,501 | 33 | |
| 9. Florida | 6,100 | 195,199 | 32 | |
| 10. Florida State | 4,982 | 179,336 | 36 | |
| 11. Clemson | 4,660 | 177,094 | 38 | |
| 12. East Carolina | 4,865 | 170,277 | 35 | |
| 13. Southern Miss | 5,317 | 164,825 | 31 | |
| 14. Virginia | 4,197 | 159,483 | 38 | |
| 15. Oklahoma State | 4,828 | 144,850 | 30 | |
| 16. Nebraska | 5,221 | 135,734 | 26 | |
| 17. Auburn | 4,244 | 131,576 | 31 | |
| 18. Kentucky | 3,952 | 126,469 | 32 | |
| 19. Vanderbilt | 3,597 | 125,887 | 35 | |
| 20. Hawaii | 3,476 | 125,131 | 36 | |

SERIES HISTORY

INSIDE THE SERIES (SINCE 1960): FLORIDA

Overall Series Record: 38-37

Record in Fayetteville, Ark.: 18-12

Record in Gainesville, Fla.: 13-21

Record at Neutral Sites: 7-4

IN THE DVH ERA (2003-PRESENT): FLORIDA

Overall Series Record: 31-25

Record in Fayetteville, Ark.: 15-6

Record in Gainesville, Fla.: 10-15

Record at Neutral Sites: 6-4

Previous 10 meetings (Series tied, 5-5)

| DATE | SITE | W/L | SCORE |
|---------|--------------------|-----|-------|
| 5/21/21 | Fayetteville, Ark. | W | 4-3 |
| 5/22/21 | Fayetteville, Ark. | W | 9-3 |
| 4/7/22 | Gainesville, Fla. | W | 8-1 |
| 4/8/22 | Gainesville, Fla. | L | 7-2 |
| 4/9/22 | Gainesville, Fla. | L | 9-7 |
| 5/27/22 | Hoover, Ala.! | L | 7-5 |
| 4/26/24 | Fayetteville, Ark. | W | 2-1 |
| 4/27/24 | Fayetteville, Ark. | W | 6-5 |
| 4/27/24 | Fayetteville, Ark. | L | 9-5 |
| 4/25/25 | Gainesville, Fla. | L | 6-4 |

BOX SCORE FROM PREVIOUS MEETING



2025 Arkansas Baseball #5 Arkansas at Florida Apr 25, 2025 at Gainesville, Fla. (Condron Ballpark)



Arkansas 4 (36-8,13-6 SEC)

| Player | ab | r | h | rbi | bb | so | po | a | lob |
|----------------------|----|---|---|-----|----|----|----|---|-----|
| Charles Davalan lf | 4 | 0 | 1 | 0 | 0 | 3 | 3 | 0 | 2 |
| Wehiwa Aloy ss | 4 | 1 | 1 | 1 | 0 | 1 | 1 | 1 | 0 |
| Logan Maxwell rf | 2 | 0 | 0 | 0 | 0 | 2 | 1 | 0 | 0 |
| Kendall Diggs rf | 2 | 0 | 0 | 0 | 0 | 1 | 0 | 0 | 1 |
| Kuhio Aloy dh | 4 | 0 | 1 | 0 | 0 | 1 | 0 | 0 | 0 |
| Cam Kozeal 1b | 4 | 1 | 1 | 1 | 0 | 3 | 4 | 0 | 1 |
| Brent Iredale 3b | 4 | 0 | 0 | 0 | 0 | 2 | 0 | 2 | 0 |
| Gabe Fraser 2b | 3 | 1 | 1 | 0 | 1 | 1 | 0 | 1 | 0 |
| Ryder Helfrick c | 3 | 0 | 0 | 0 | 1 | 1 | 13 | 0 | 0 |
| Justin Thomas Jr. cf | 3 | 1 | 1 | 2 | 0 | 1 | 2 | 0 | 0 |
| Zach Root p | 0 | 0 | 0 | 0 | 0 | 0 | 0 | 0 | 0 |
| Dylan Carter p | 0 | 0 | 0 | 0 | 0 | 0 | 0 | 0 | 0 |
| Christian Foutch p | 0 | 0 | 0 | 0 | 0 | 0 | 0 | 0 | 0 |
| Totals | 33 | 4 | 6 | 4 | 2 | 16 | 24 | 4 | 4 |

| Score by Innings | 1 | 2 | 3 | 4 | 5 | 6 | 7 | 8 | 9 | R | H | E |
|------------------|---|---|---|---|---|---|---|---|---|---|---|---|
| Arkansas | 1 | 1 | 0 | 0 | 0 | 0 | 2 | 0 | 0 | 4 | 6 | 1 |
| Florida | 0 | 0 | 1 | 1 | 4 | 0 | 0 | 0 | 0 | 6 | 7 | 0 |

E - Root. LOB - Arkansas 4; Florida 4. 2B - Fraser. HR - W. Aloy; Kozeal; Thomas Jr.; Heyman. SB - Shelton.

| Arkansas | ip | h | r | er | bb | so | ab | bf | np |
|------------------|-----|---|---|----|----|----|----|----|----|
| Zach Root | 4.1 | 6 | 5 | 4 | 2 | 8 | 19 | 21 | 87 |
| Dylan Carter | 2.0 | 1 | 1 | 1 | 1 | 2 | 7 | 8 | 30 |
| Christian Foutch | 1.2 | 0 | 0 | 0 | 0 | 2 | 5 | 5 | 22 |

Florida 6 (29-15,7-12 SEC)

| Player | ab | r | h | rbi | bb | so | po | a | lob |
|-------------------|----|---|---|-----|----|----|----|---|-----|
| Bobby Boser 3b | 4 | 1 | 1 | 0 | 0 | 2 | 0 | 0 | 0 |
| Colby Shelton ss | 2 | 2 | 1 | 0 | 2 | 0 | 0 | 3 | 0 |
| Brendan Lawson 1b | 4 | 1 | 2 | 1 | 0 | 2 | 6 | 0 | 0 |
| Luke Heyman c | 4 | 1 | 1 | 3 | 0 | 2 | 16 | 0 | 1 |
| Blake Cyr lf | 4 | 0 | 1 | 1 | 0 | 0 | 1 | 0 | 0 |
| Brody Donay dh | 4 | 0 | 0 | 0 | 0 | 1 | 0 | 0 | 0 |
| Hayden Yost cf | 3 | 0 | 0 | 0 | 1 | 3 | 3 | 0 | 0 |
| Ashton Wilson rf | 3 | 0 | 0 | 0 | 0 | 1 | 1 | 0 | 3 |
| Justin Nadeau 2b | 3 | 1 | 1 | 0 | 0 | 1 | 0 | 0 | 0 |
| Liam Peterson p | 0 | 0 | 0 | 0 | 0 | 0 | 0 | 0 | 0 |
| Luke McNeillie p | 0 | 0 | 0 | 0 | 0 | 0 | 0 | 0 | 0 |
| Jake Clemente p | 0 | 0 | 0 | 0 | 0 | 0 | 0 | 1 | 0 |
| Totals | 31 | 6 | 7 | 5 | 3 | 12 | 27 | 4 | 4 |

| Florida | ip | h | r | er | bb | so | ab | bf | np |
|----------------|-----|---|---|----|----|----|----|----|-----|
| Liam Peterson | 6.0 | 5 | 3 | 3 | 2 | 13 | 23 | 25 | 114 |
| Luke McNeillie | 0.1 | 1 | 1 | 1 | 0 | 0 | 2 | 2 | 9 |
| Jake Clemente | 2.2 | 0 | 0 | 0 | 0 | 3 | 8 | 8 | 31 |

Win - Peterson (7-2). Loss - Root (5-3). Save - Clemente (4).

WP - Peterson. Inherited runners/scored: Carter 2/2; Foutch 1/0; McNeillie 1/1. Pitches/strikes: Root 87/59; Carter 30/16; Foutch 22/16; Peterson 114/72; McNeillie 9/4; Clemente 31/21.

Umpires - HP: Javerro January 1B: Kevin Sweeney 2B: Alex Ziegler 3B: Nathan Huber

Start: 6:32 PM Time: 2:49 Attendance: 6542

Peterson faced 1 batter in the 7th.

HONORS & AWARDS

INF/OF Kuhio Aloy

Perfect Game Midseason All-American (Third Team)

INF Wehiwa Aloy

Golden Spikes Award Preseason Watch List

Bobby Bragan National Collegiate Slugger Award Watch List

SEC Player of the Week (Feb. 24 & March 10)

Perfect Game National Player of the Week (March 11)

Bobby Bragan National Collegiate Slugger Player Of The Week (March 14)

Brooks Wallace Award Shortstop of the Week (March 25)

Golden Spikes Award Midseason Watch List

Perfect Game Midseason All-American (Second Team)

Brooks Wallace Shortstop of the Year Award Watch List

RHP Landon Beidelschies

Perfect Game Preseason All-American (First Team)

Coaches Preseason All-SEC (Second Team)

Perfect Game Preseason All-SEC (First Team)

RHP Christian Foutch

NCBWA Preseason All-American (Third Team)

Coaches Preseason All-SEC (Second Team)

NCBWA Preseason Stopper of the Year Award Watch List

RHP Gabe Gaeckle

Consensus Preseason All-American

- Baseball America (Second Team)

- D1Baseball (Second Team)

- NCBWA (Second Team)

- Perfect Game (First Team)

Baseball America Preseason SEC Pitcher of the Year

Coaches Preseason All-SEC (First Team)

Perfect Game Preseason All-SEC (First Team)

Golden Spikes Award Preseason Watch List

INF Brent Iredale

D1Baseball Midseason All-American (Second Team)

INF Cam Kozeal

SEC Player of the Week (April 7)

Perfect Game National Player of the Week (April 8)

LHP Zach Root

D1Baseball Preseason All-American (Third Team)

NCBWA Perfect Game Preseason All-American (Third Team)

Perfect Game Preseason All-American (Second Team)

Perfect Game Preseason All-SEC (Second Team)

SEC Pitcher of the Week (March 31)

Perfect Game Midseason All-American (Second Team)



Zach Root was named the SEC Pitcher of the Week after twirling a career-long 7.2 scoreless innings with seven strikeouts in Arkansas' shutout win at Vanderbilt (March 28), helping lead the Razorbacks to their first series sweep in Nashville since 1994. He earned his team-leading fourth win and third quality start of the season in the outing.

WEEK 11

SOUTHEASTERN CONFERENCE

AS OF APRIL 26

STANDINGS

| | SEC | Pct. | GB | All | Pct. | Home | Away | Neutral | Top 25 | Top 10 | L10 | Streak |
|-------------------|-------------|-------------|------------|-------------|-------------|-------------|------------|------------|------------|------------|------------|-----------|
| Texas | 17-2 | .895 | - | 35-5 | .875 | 21-3 | 9-1 | 5-1 | 12-1 | 8-1 | 9-1 | W7 |
| Arkansas | 13-6 | .684 | 4.0 | 36-8 | .818 | 27-3 | 6-4 | 3-1 | 8-3 | 1-2 | 5-5 | L1 |
| LSU | 13-6 | .684 | 4.0 | 35-8 | .814 | 26-3 | 5-5 | 4-0 | 7-6 | 5-5 | 5-5 | W1 |
| Tennessee | 12-7 | .632 | 5.0 | 34-8 | .810 | 24-5 | 7-3 | 3-0 | 8-3 | 7-3 | 6-4 | L1 |
| Ole Miss | 11-8 | .579 | 6.0 | 30-12 | .714 | 20-6 | 7-4 | 3-2 | 8-7 | 4-5 | 5-5 | W3 |
| Vanderbilt | 11-8 | .579 | 6.0 | 30-12 | .714 | 22-4 | 7-6 | 1-2 | 6-9 | 3-3 | 6-4 | L2 |
| Alabama | 11-9 | .550 | 6.5 | 34-10 | .773 | 22-6 | 8-4 | 4-0 | 12-7 | 4-5 | 6-4 | W4 |
| Georgia | 11-9 | .550 | 6.5 | 34-11 | .756 | 25-3 | 6-8 | 3-0 | 12-10 | 5-5 | 4-6 | W1 |
| Oklahoma | 11-9 | .550 | 6.5 | 30-12 | .714 | 17-7 | 9-5 | 4-0 | 6-8 | 4-6 | 7-3 | L1 |
| Auburn | 10-9 | .526 | 7.0 | 29-13 | .690 | 20-5 | 4-8 | 5-0 | 13-9 | 6-7 | 7-3 | W2 |
| Kentucky | 8-10 | .444 | 8.5 | 23-15 | .605 | 13-9 | 10-6 | 0-0 | 7-10 | 5-7 | 5-5 | W3 |
| Texas A&M | 8-11 | .421 | 9.0 | 24-17 | .585 | 18-9 | 5-6 | 1-2 | 4-10 | 4-3 | 8-2 | L1 |
| Florida | 7-12 | .368 | 10.0 | 29-15 | .659 | 23-7 | 6-7 | 0-1 | 4-12 | 3-7 | 9-1 | W2 |
| Mississippi State | 6-13 | .316 | 11.0 | 24-18 | .571 | 16-7 | 5-8 | 3-3 | 4-14 | 3-9 | 5-5 | L2 |
| South Carolina | 4-14 | .222 | 12.5 | 24-18 | .571 | 20-7 | 3-9 | 1-2 | 3-13 | 1-11 | 5-5 | W1 |
| Missouri | 0-20 | .000 | 17.5 | 13-29 | .310 | 8-13 | 1-13 | 4-3 | 0-16 | 0-9 | 1-9 | L6 |

SCHEDULE/RESULTS

Tuesday, April 22

at Texas A&M 13, Sam Houston 3 (7 inn.)
 at #4 Tennessee 11, Lipscomb 1 (7 inn.)
 at Florida 12, Georgia Southern 1 (7 inn.)
 at Kentucky 17, #19 Louisville 5 (7 inn.)
 at South Carolina 3, North Florida 2 (10 inn.)
 #16 Alabama 11, at Samford 7
 #18 Ole Miss 8, Mississippi State 7 (10 inn. / Pearl, Miss.)
 #1 Texas 14, at Texas State 11
 Middle Tennessee 5, at #8 Vanderbilt 3
at #4 Arkansas 10, Little Rock 0 (7 inn.)
 Northwestern State 13, at #3 LSU 3 (7 inn.)
 at Missouri State 11, Missouri 0 (7 inn.)
 Oral Roberts 5, at #11 Oklahoma 3
 at #11 Auburn 1, #21 Georgia Tech 0
 at #2 Clemson 3, #5 Georgia 0

Wednesday, April 23

at #4 Arkansas 4, Little Rock 0

Thursday, April 17

*#11 Oklahoma 8, at #5 Georgia 6
 *at #16 Alabama 7, Missouri 5

Friday, April 18

*at #5 Georgia 10, #11 Oklahoma 9
***at Florida 6, #4 Arkansas 4**
 *at #16 Alabama 7, Missouri 3
 *at #11 Auburn 6, Mississippi State 5
 *at #3 LSU 6, #4 Tennessee 3
 *at #18 Ole Miss 8, #8 Vanderbilt 3
 *at #1 Texas 2, Texas A&M 1
 *South Carolina at Kentucky - postponed

Saturday, April 19

*#11 Oklahoma at #5 Georgia - 12 p.m. [SECN]
 *Missouri at #16 Alabama - 2 p.m. [SECN+]
 *South Carolina at Kentucky - 2:30 p.m. (DH) [SECN+]
***#4 Arkansas at Florida - 3 p.m. [SECN]**
 *Texas A&M at #1 Texas - 4 p.m. [ESPN2]
 *#8 Vanderbilt at #18 Ole Miss - 6 p.m. [SECN]
 *Mississippi State at #11 Auburn - 7 p.m. [SECN+]
 *#4 Tennessee at #3 LSU - 8 p.m. [ESPN2]

Sunday, April 20

***#4 Arkansas at Florida - 1 p.m. [SECN+]**
 *South Carolina at Kentucky - 1 p.m. [SECN+]
 *#8 Vanderbilt at Ole Miss - 2:30 p.m. [SECN+]
 *Mississippi State at #11 Auburn - 3 p.m. [SECN+]
 *#4 Tennessee at #3 LSU - 3 p.m. [SECN]
 *Texas A&M at #1 Texas - 4 p.m. [ESPN2]

Next Weekend In The SEC (April 24-27)

***Texas at Arkansas - Thursday-Saturday series**

*Alabama at Vanderbilt
 *Auburn at Tennessee
 *Florida at South Carolina
 *Georgia at Missouri
 *Kentucky at Mississippi State
 *LSU at Texas A&M
 *Ole Miss at Oklahoma

*SEC game / All times Eastern / Rankings reflect highest among major polls

WEEK 11

SOUTHEASTERN CONFERENCE

AS OF APRIL 21

ACTIVE CAREER LEADERS

Runs Scored

| | | |
|-----|---------------------------------|------------|
| 1. | Wyatt Henseler*, Texas A&M | 218 |
| 2. | Robbie Burnett*, Georgia | 193 |
| 3. | Jace LaViolette, Texas A&M | 184 |
| 4. | Daniel Dickinson*, LSU | 177 |
| 5. | Cole Hage*, Kentucky | 172 |
| | Wehiwa Aloy*, Arkansas | 172 |
| 7. | Hunter Hines, Mississippi State | 165 |
| 8. | Isaac Humphrey*, Ole Miss | 161 |
| 9. | Garrett Staton*, Alabama | 161 |
| 10. | Kennedy Jones*, South Carolina | 159 |

Hits

| | | |
|-----|---------------------------------|------------|
| 1. | Wyatt Henseler*, Texas A&M | 278 |
| 2. | Kennedy Jones*, South Carolina | 260 |
| 3. | Hayden Schott*, Texas A&M | 238 |
| 4. | Hunter Hines, Mississippi State | 226 |
| 5. | Daniel Dickinson*, LSU | 223 |
| 6. | Robbie Burnett*, Georgia | 222 |
| 7. | Wehiwa Aloy*, Arkansas | 218 |
| 8. | Luis Hernandez*, LSU | 210 |
| 9. | Rocco Peppi*, Arkansas | 205 |
| 10. | Shaun Montoya*, Kentucky | 200 |

Doubles

| | | |
|----|---------------------------------|-----------|
| 1. | Wyatt Henseler*, Texas A&M | 61 |
| 2. | Hayden Schott*, Texas A&M | 51 |
| 3. | Kennedy Jones*, South Carolina | 45 |
| 4. | Luis Hernandez*, LSU | 44 |
| | Isaac Humphrey*, Ole Miss | 44 |
| | Daniel Dickinson*, LSU | 44 |
| | Devin Burkes, Kentucky | 44 |
| | Hunter Hines, Mississippi State | 44 |
| 9. | Rocco Peppi*, Arkansas | 43 |
| -- | Ike Irish, Auburn | 43 |
| | Wehiwa Aloy*, Arkansas | 38 |

Home Runs

| | | |
|-----|---------------------------------|-----------|
| 1. | Jace LaViolette, Texas A&M | 65 |
| 2. | Wyatt Henseler*, Texas A&M | 63 |
| 3. | Hunter Hines, Mississippi State | 62 |
| 4. | Jared Jones, LSU | 55 |
| 5. | Ethan Petry, South Carolina | 54 |
| 6. | Robbie Burnett*, Georgia | 53 |
| 7. | Colby Shelton, Florida | 52 |
| 8. | Ryland Zaborowski*, Georgia | 48 |
| 9. | Cooper McMurray*, Auburn | 45 |
| 10. | Gavin Kash*, Texas A&M | 43 |
| | Wehiwa Aloy*, Arkansas | 43 |

RBI

| | | |
|-----|---------------------------------|------------|
| 1. | Wyatt Henseler*, Texas A&M | 216 |
| 2. | Hunter Hines, Mississippi State | 198 |
| 3. | Jace LaViolette, Texas A&M | 191 |
| 4. | Hayden Schott*, Texas A&M | 180 |
| 5. | Kennedy Jones*, South Carolina | 177 |
| 6. | Robbie Burnett*, Georgia | 168 |
| 7. | Ryland Zaborowski*, Georgia | 167 |
| 8. | Mitchell Sanford*, Ole Miss | 162 |
| 9. | Cooper McMurray*, Auburn | 159 |
| 10. | Gavin Kash*, Texas A&M | 153 |
| -- | Wehiwa Aloy*, Arkansas | 149 |

HBP

| | | |
|-----|-----------------------------------|-----------|
| 1. | Wyatt Henseler*, Texas A&M | 61 |
| 2. | Rocco Peppi*, Arkansas | 56 |
| 3. | Cole Hage*, Kentucky | 52 |
| 4. | Noah Sullivan*, Mississippi State | 47 |
| 5. | Josh Pearson, LSU | 44 |
| 6. | Cade Kurland, Florida | 42 |
| 7. | Garrett Staton*, Alabama | 40 |
| 8. | Ethan Petry, South Carolina | 39 |
| 9. | Daniel Dickinson*, LSU | 38 |
| 10. | Brennen Norton*, Alabama | 37 |
| | Devin Burkes, Kentucky | 37 |

Wins

| | | |
|----|-----------------------------------|-----------|
| 1. | Ruger Riojas*, Texas | 22 |
| 2. | Chase Hungate*, Mississippi State | 18 |
| 3. | Will McEntire, Arkansas | 17 |
| 4. | Noah Sullivan*, Mississippi State | 15 |
| | Zac Cowan*, LSU | 15 |
| | Jared Spencer*, Texas | 15 |
| 7. | Jacob Mayers*, LSU | 14 |
| | Nate Snead*, Tennessee | 14 |
| | Kolten Smith, Georgia | 14 |
| | Zach Root*, Arkansas | 14 |
| | Nic McCay*, Kentucky | 14 |
| | Karson Ligon*, Mississippi State | 14 |

Appearances

| | | |
|----|-----------------------------------|-----------|
| 1. | Brad Rudis, Texas A&M | 83 |
| 2. | Chase Hungate*, Mississippi State | 82 |
| 3. | Will McEntire, Arkansas | 77 |
| 4. | Jackson Nove, Kentucky | 74 |
| 5. | Matthew Becker, South Carolina | 73 |
| 6. | John Armstrong, Auburn | 72 |
| 7. | Jared Spencer*, Texas | 69 |
| 8. | Evan Byers, Kentucky | 68 |
| 9. | Robert Hogan, Kentucky | 66 |
| | Carson Myers*, Auburn | 66 |
| | Nate Snead*, Tennessee | 66 |

Saves

| | | |
|----|---------------------------------------|----------|
| 1. | Carson Ozmer*, Alabama | 22 |
| 2. | Connor Spencer*, Ole Miss | 13 |
| 3. | Alton Davis II, Georgia | 12 |
| | Nate Snead*, Tennessee | 12 |
| 5. | Simon Gregersen*, Kentucky | 10 |
| 6. | Jared Spencer*, Texas | 9 |
| | Cole Hentschel*, Kentucky | 9 |
| 8. | Will McEntire, Arkansas | 8 |
| 9. | Chandler Dorsey*, LSU | 7 |
| | Landon Beidelschies*, Arkansas | 7 |
| | Ruger Riojas*, Texas | 7 |
| | Gage Wood, Arkansas | 7 |
| | Gavin Guidry, LSU | 7 |
| | Tanner Franklin*, Tennessee | 7 |

Innings Pitched

| | | |
|-----|---------------------------------------|--------------|
| 1. | Nic McCay*, Kentucky | 269.0 |
| 2. | Will McEntire, Arkansas | 215.1 |
| 3. | Ryan Prager, Texas A&M | 213.2 |
| 4. | Zac Cowan*, LSU | 192.2 |
| 5. | Grant Stevens*, Oklahoma | 188.1 |
| 6. | Karson Ligon*, Mississippi State | 188.0 |
| 7. | Matthew Becker, South Carolina | 185.1 |
| 8. | Justin Lamkin, Texas A&M | 181.2 |
| 9. | Zach Root*, Arkansas | 175.2 |
| 10. | Jared Spencer*, Texas | 174.2 |
| -- | Landon Beidelschies*, Arkansas | 159.1 |

Strikeouts

| | | |
|-----|---------------------------------------|------------|
| 1. | Nic McCay*, Kentucky | 298 |
| 2. | Matthew Becker, South Carolina | 256 |
| 3. | Liam Doyle*, Tennessee | 245 |
| 4. | Ryan Prager, Texas A&M | 228 |
| 5. | Jacob Mayers*, LSU | 227 |
| 6. | Zac Cowan*, LSU | 224 |
| 7. | Will McEntire, Arkansas | 223 |
| | Justin Lamkin, Texas A&M | 223 |
| 9. | Jared Spencer*, Texas | 215 |
| 10. | Zach Root*, Arkansas | 203 |
| -- | Landon Beidelschies*, Arkansas | 182 |

* - Indicates stats from a previous non-SEC school are included

GENERAL INFORMATION

| | |
|--------------------------------|--|
| Location..... | Fayetteville, Ark. |
| Founded..... | 1871 |
| Enrollment..... | 33,600 |
| Nickname..... | Razorbacks |
| School Colors..... | Cardinal (PMS 201) and White |
| Conference..... | Southeastern (SEC) |
| System President..... | Dr. Donald R. Bobbitt (Arkansas, 1980) |
| Chancellor..... | Dr. Charles Robinson (Houston, 1987) |
| Athletics Director..... | Hunter Yurachek (Guilford, 1990) |
| Faculty Athletic Rep..... | Paul Adams (LSU, 1992) |
| Athletics Website..... | ArkansasRazorbacks.com |
| Athletic Department Phone..... | (479) 575-6533 |
| Ticket Office Phone..... | (479) 575-5151 |

BAUM-WALKER STADIUM

| | |
|-----------------------------|--|
| Home Facility..... | Baum-Walker Stadium at George Cole Field |
| Capacity..... | 11,121 (8,237 Chairbacks) |
| Largest Crowd (actual)..... | 12,167 vs. Missouri State (June 6, 2015) |
| Stadium Opening..... | April 13, 1996 |
| Dedication..... | May 3, 1996 |
| Field Dimensions..... | LL - 320, LC - 375, CF - 400, RC - 365, RL - 312 |
| Surface..... | Grass |

COACHES & SUPPORT STAFF

| | |
|--|--|
| Head Coach..... | Dave Van Horn (Arkansas, 1988) |
| Record at Arkansas..... | 919-465 (23 seasons, .665) |
| Overall Division I Record..... | 1,239-622 (31 seasons, .666) |
| Overall as a Head Coach..... | 1,504-705 (37 seasons, .681) |
| DI Postseason Appearances (Total/at Arkansas)..... | 24/20 |
| College World Series Appearances (Total/at Arkansas)..... | 9/7 |
| (Neb: 2001, 2002; Ark: 2004, 2009, 2012, 2015, 2018, 2019, 2022) | |
| Assistant Coach/Recruiting Coordinator..... | Nate Thompson (Dallas Baptist, 2006) |
| Assistant Coach..... | Matt Hobbs (Missouri, 2002) |
| Assistant Coach..... | Bobby Wernes (Arkansas, 2018) |
| Student Assistant Coach..... | Hudson Polk (Arkansas, 2024) |
| Director of Operations..... | Clay Goodwin (Arkansas, 2005) |
| Director of Strength & Conditioning..... | Hunter Bell (Arkansas-Monticello, 2018) |
| Director of Pitching Development..... | Zach Barr (Arkansas, 2017) |
| Director of Baseball Analytics..... | DJ Baxendale (Arkansas, 2019) |
| Athletic Trainer..... | Corey Wood (East Carolina, 2008) |
| Equipment Manager..... | Mark Taylor (Ouachita Baptist, 1988) |
| Strength & Conditioning Assistant..... | MJ Munoz (Aurora, 2022) |
| Strength & Conditioning Intern..... | Alden Arrington |
| Graduate Manager..... | John McElroy, Matthew Schluterman |
| Student Managers..... | Anthony Sanchez, Crew Tidwell, Trip Wright |
| Bulpen Catchers..... | Ryan Cleinmark, Hayden Schnitker |
| Sports Information Director..... | Oliver Grigg (Tulane, 2017) |
| Academics Director..... | Jonathan Burgess (Central Arkansas, 2015) |
| Sports Nutritionist..... | Ben Tarnowski (North Dakota, 2021) |
| Sport Administrator..... | Kevin Trainor (Arkansas, 1994) |
| Administrative Assistant..... | Kelly Moore (Arkansas, 2004) |

HISTORY

| | |
|--|--|
| First Year of Arkansas Baseball..... | 1897 |
| Years of Varsity Baseball at Arkansas..... | 103 |
| (1897, 1901-03, 05, 08-16, 19-20, 22-29, 47-2025) | |
| All-Time Program Record..... | 2,472-1,484-6 (.625) |
| All-Time Conference Record/Years..... | SEC: 510-439 (.539)/33 |
| SWC: 249-190 (.567)/23 | |
| Combined: 759-629 (.548)/56 | |
| Conference Titles/Years..... | SEC Overall: 4/1999, 2004, 2021, 2023 |
| SEC Western Division: 9/1999, 2004, 2007, 2011, 2018, 2019, 2021, 2023, 2024 | |
| SWC: 2/1989, 1990 | |
| Conference Tournament Record/Years..... | SEC: 40-47 (.460)/28 |
| SWC: 18-25 (.419)/14 | |
| Combined: 58-72 (.446)/42 | |
| Conference Tournament Titles/Years..... | SEC: 1/2021 |
| SWC: 1/1985 | |
| NCAA Postseason Appearances..... | 35 |
| (1973, 79-80, 83, 85-90, 95-96, 98-99, 2002-15, 2017-19, 2021-24) | |
| NCAA Postseason Record..... | 103-79 (.566) |
| College World Series Appearances..... | 11 |
| (1979, 1985, 1987, 1989, 2004, 2009, 2012, 2015, 2018, 2019, 2022) | |
| College World Series Record..... | 18-22 (.450) |
| NCAA Super Regional Appearances..... | 10 |
| (2002, 2004, 2009, 2010, 2012, 2015, 2018, 2019, 2021, 2022) | |
| NCAA Super Regional Record..... | 16-10 (.615) |
| NCAA Regional Appearances..... | 34 |
| NCAA Regional Record..... | 69-47 (.595) |
| Overall NCAA Regional Hosts..... | 11 (1999, 2004, 2006-07, 2010, 2017-19, 2021, 2023-24) |
| Best NCAA Finish..... | 1979 and 2018 National Runner-Up |

TEAM INFORMATION

| | |
|--|---------------|
| 2024 Overall Record..... | 44-16 |
| Home..... | 34-5 |
| Away..... | 7-8 |
| Neutral..... | 3-3 |
| SEC Record..... | 20-10 |
| SEC Finish..... | 1st West |
| SEC Tournament..... | T-7th |
| Postseason..... | NCAA Regional |
| Lettermen Returning/Lost..... | 15/17 |
| Position Starters (including DH) Returning/Lost..... | 3/6 |
| Pitchers Returning/Lost..... | 10/6 |
| Newcomers/Redshirts..... | 26/1 |

TOP RETURNING POSITION PLAYERS

| | | | |
|----------------|-----|-----|---|
| Wehiwa Aloy | INF | Jr. | .270/.355/.485, 45 R, 9 2B, 14 HR, 56 RBI, 7 SB |
| Kendall Diggs | OF | Sr. | .229/.346/.395, 35 R, 11 2B, 1 3B, 7 HR, 34 RBI, 4 SB |
| Ryder Helfrick | C | So. | .179/.320/.321, 18 R, 3 2B, 3 HR, 8 RBI, 1 SB |
| Nolan Souza | INF | So. | .255/.366/.509, 21 R, 7 2B, 7 HR, 28 RBI, 3 SB |

TOP RETURNING PITCHERS

| | | | |
|------------------|-----|-------|--|
| Colin Fisher | LHP | So. | 6-1, 2.67 ERA, 27.0 IP, 27 SO, 1.30 WHIP |
| Christian Foutch | RHP | Jr. | 1-0, 0.81 ERA, 22.1 IP, 20 SO, 1 SV, 1.43 WHIP |
| Gabe Gaeckle | RHP | So. | 3-3, 2.32 ERA, 42.2 IP, 57 SO, 7 SV, 1.10 WHIP |
| Will McEntire | RHP | R-Sr. | 5-0, 4.83 ERA, 54.0 IP, 65 SO, 4 SV, 1.37 WHIP |
| Gage Wood | RHP | Jr. | 3-2, 4.46 ERA, 40.1 IP, 56 SO, 2 SV, 1.36 WHIP |

TOP NEWCOMERS

| | | | |
|---------------------|--------|-------|--|
| Kuhio Aloy | INF/OF | So. | Wailuku, Hawai'i (BYU) |
| Landon Beidelschies | LHP | Jr. | Canfield, Ohio (Ohio State) |
| Brenton Clark | OF | Fr. | Texarkana, Texas (Pleasant Grove HS) |
| Charles Davalan | OF | Jr. | Montreal, Quebec, Canada (FGCU) |
| Cole Gibler | LHP | Fr. | Blue Springs, Mo. (Blue Springs HS) |
| Brent Iredale | INF | Jr. | Sydney, New South Wales, Australia (New Mexico JC) |
| Aiden Jimenez | RHP | R-So. | Elk Grove, Calif. (Oregon State) |
| Cam Kozeal | INF | So. | Omaha, Neb. (Vanderbilt) |
| Logan Maxwell | OF | Sr. | Lima, Ohio (TCU) |
| Rocco Peppi | INF/OF | R-Sr. | Huntington Beach, Calif. (Fresno State) |
| Zach Root | LHP | Jr. | Fort Myers, Fla. (East Carolina) |
| Justin Thomas Jr. | OF | Jr. | Savannah, Ga. (Florida SouthWestern State) |
| Carson Wiggins | RHP | Fr. | Roland, Okla. (Roland HS) |



Arkansas right-hander **Gabe Gaeckle** entered 2025 as a consensus preseason All-American and as Baseball America's preseason SEC Pitcher of the Year after his stellar freshman campaign.

**Baseball America**

April 21

1. Texas
2. Clemson
3. North Carolina
4. LSU
5. Tennessee
6. Oregon State
- 7. Arkansas**
8. Vanderbilt
9. Georgia
10. Florida State
11. Oklahoma
12. Auburn
13. UC Irvine
14. West Virginia
15. Troy
16. Coastal Carolina
17. Western Kentucky
18. UCLA
19. Louisville
20. Oregon
21. Arizona
22. Ole Miss
23. TCU
24. Alabama
25. Georgia Tech

D1Baseball

April 21

1. Texas
2. Clemson
3. Oregon State
4. Florida State
- 5. Arkansas**
6. Tennessee
7. LSU
8. North Carolina
9. Vanderbilt
10. Georgia
11. Auburn
12. UC Irvine
13. Oregon
14. Oklahoma
15. UCLA
16. Arizona
17. West Virginia
18. Alabama
19. Louisville
20. Troy
21. Coastal Carolina
22. Southern Miss
23. Ole Miss
24. Georgia Tech
25. NC State

Perfect Game

April 21

1. Texas
2. Clemson
3. LSU
4. Oregon State
5. Georgia
- 6. Arkansas**
7. Tennessee
8. Florida State
9. West Virginia
10. North Carolina
11. UC Irvine
12. Auburn
13. Oregon
14. Coastal Carolina
15. Arizona
16. Oklahoma
17. UCLA
18. Ole Miss
19. Vanderbilt
20. Dallas Baptist
21. Georgia Tech
22. Troy
23. TCU
24. Western Kentucky
25. Alabama

USA Today Coaches

April 21

1. Texas
2. Clemson
3. Oregon State
- 4. Arkansas**
5. LSU
6. Tennessee
7. Florida State
8. North Carolina
9. Georgia
10. Vanderbilt
11. Auburn
12. UC Irvine
13. Oklahoma
14. West Virginia
15. UCLA
16. Oregon
17. Alabama
18. Ole Miss
19. Arizona
20. Coastal Carolina
21. Louisville
22. Georgia Tech
23. Troy
24. Southern Miss
25. NC State

NCBWA

April 21

1. Texas
2. Clemson
3. Oregon State
4. Tennessee
5. LSU
- 6. Arkansas**
7. Florida State
8. North Carolina
9. Georgia
10. West Virginia
11. Auburn
12. Oklahoma
13. UC Irvine
14. UCLA
15. Vanderbilt
16. Alabama
17. Coastal Carolina
18. Troy
19. Ole Miss
20. Arizona
21. Oregon
22. Dallas Baptist
23. Kansas
24. Southern Miss
25. McNeese

ARKANSAS IN THE POLLS

| | BA | D1Baseball | Perfect Game | USA Today | NCBWA |
|--------------------|----|------------|--------------|-----------|-------|
| Preseason | 4 | 5 | 13 | 5 | 5 |
| Feb. 17 | 4 | 5 | 12 | 5 | 4 |
| Feb. 24 | 4 | 4 | 11 | 4 | 4 |
| March 3 | 3 | 3 | 10 | 3 | 6 |
| March 10 | 3 | 3 | 8 | 3 | 5 |
| March 17 | 3 | 3 | 7 | 3 | 3 |
| March 24 | 2 | 2 | 4 | 2 | 1 |
| March 31 | 2 | 2 | 3 | 2 | 2 |
| April 7 | 1 | 1 | 1 | 1 | 1 |
| April 14 | 4 | 2 | 4 | 2 | 4 |
| April 21 | 7 | 5 | 6 | 4 | 6 |
| April 28 | | | | | |
| May 5 | | | | | |
| May 12 | | | | | |
| May 19 | | | | | |
| May 26 | | | | | |
| June 3 | | | | | |
| Final | -- | -- | -- | -- | -- |

BA - Baseball America

D1 - D1Baseball

PG - Perfect Game

USA Today - USA Today Coaches Poll

NCBWA - National Collegiate Baseball Writers Association



||| HEAD COACH DAVE VAN HORN

DAVE
VAN HORN

COACH OF THE YEAR

2004 • 2021 • 2023

**PERSONAL**

Born: Sept. 17, 1960
 Hometown: Kansas City, Mo.
 Alma Mater: Arkansas (1988)
 Masters of Science: East Texas State (1992)
 Wife: Karen
 Children: Hollan, Mariel
 Named Head Coach at Arkansas: June 21, 2002

PLAYING HISTORY

1982-84 Atlanta Braves Organization
 1982 Arkansas
 1980-81 McLennan Community College

MLB DRAFT HISTORY

1982 MLB Draft: 10th Round (Atlanta Braves)
 1981 MLB Draft: 10th Round (Chicago White Sox)

COACHING HONORS

2023 SEC Coach of the Year
 2021 SEC Coach of the Year
 2004 SEC Coach of the Year
 2001 Baseball America National Coach of the Year
 2001 BIG 12 Coach of the Year
 2001 ABCA Midwest Region Coach of the Year
 2000 ABCA Midwest Region Coach of the Year
 1997 Southland Coach of the Year
 1995 Southland Coach of the Year
 1994 NCAA Division II Coach of the Year
 1994 ABCA Central Region Coach of the Year

HALL OF FAME

2024 University of Arkansas Sports Hall of Honor
 2019 Arkansas Sports Hall of Fame
 2013 Winnetonka High School Hall of Fame
 2012 Ban Johnson League Hall of Fame
 2001 Central Missouri State Hall of Fame

VAN HORN'S CAREER NUMBERS

| Year | School | Record | Pct. | Conf. | Place | Conf. Tourn. | NCAA |
|------|----------------------|------------------|-------------|----------------|---------------|---------------------|---------------------|
| 1989 | Texarkana CC | 39-18 | .684 | N/A | N/A | N/A | -- |
| 1990 | Texarkana CC | 44-14 | .759 | N/A | N/A | N/A | -- |
| 1991 | Texarkana CC | 45-12 | .789 | N/A | N/A | N/A | -- |
| 1992 | Texarkana CC | 48-10 | .827 | N/A | 1st | N/A | -- |
| 1993 | Texarkana CC | 38-18 | .678 | N/A | N/A | N/A | -- |
| | <i>Total</i> | <i>214-72</i> | <i>.748</i> | -- | -- | -- | -- |
| 1994 | Central Missouri St. | 51-11 | .823 | 15-1 | 1st (Div.) | 1st (4-1) | NCAA DII Champs |
| | <i>Total</i> | <i>51-11</i> | <i>.823</i> | <i>15-1</i> | -- | <i>1 (4-1)</i> | -- |
| 1995 | Northwestern St. | 37-15 | .711 | 19-5 | 1st | DNP (0-2) | -- |
| 1996 | Northwestern St. | 34-27 | .557 | 14-16 | 2nd (Div.) | 2nd (3-2) | -- |
| 1997 | Northwestern St. | 35-23 | .603 | 19-9 | 1st | DNP (0-2) | -- |
| | <i>Total</i> | <i>106-65</i> | <i>.620</i> | <i>52-30</i> | -- | <i>3 (3-6)</i> | -- |
| 1998 | Nebraska | 24-20 | .545 | 10-13 | 7th | DNQ | DNQ |
| 1999 | Nebraska | 42-18 | .700 | 16-9 | 5th | 1st (4-0) | NCAA (1-2) |
| 2000 | Nebraska | 51-17 | .750 | 21-9 | 2nd | 1st (5-1) | NCAA (4-2) |
| 2001 | Nebraska | 50-16 | .758 | 20-8 | 1st | 1st (4-0) | CWS (5-2) |
| 2002 | Nebraska | 47-21 | .691 | 16-11 | 2nd | 2nd (3-1) | CWS (5-3) |
| | <i>Total</i> | <i>214-92</i> | <i>.699</i> | <i>67-39</i> | -- | <i>4 (16-2)</i> | <i>4 (15-9)</i> |
| 2003 | Arkansas | 35-22 | .612 | 14-16 | 6th West | T-7th (0-2) | NCAA (1-2) |
| 2004 | Arkansas | 45-24 | .652 | 19-11 | T-1st Overall | 4th (2-2) | CWS (6-3) |
| 2005 | Arkansas | 39-22 | .636 | 13-17 | T-5th West | T-7th (0-2) | NCAA (2-2) |
| 2006 | Arkansas | 39-21 | .650 | 18-12 | 2nd West | T-7th (0-2) | NCAA (1-2) |
| 2007 | Arkansas | 43-21 | .672 | 18-12 | 1st West | 2nd (3-1) | NCAA (2-2) |
| 2008 | Arkansas | 34-24 | .586 | 14-15 | 4th West | DNQ | NCAA (0-2) |
| 2009 | Arkansas | 41-24 | .631 | 14-15 | 4th West | 4th (2-2) | CWS (7-2) |
| 2010 | Arkansas | 43-21 | .672 | 18-12 | 2nd West | T-7th (0-2) | NCAA (3-3) |
| 2011 | Arkansas | 40-22 | .645 | 15-15 | 1st West | T-3rd (2-2) | NCAA (2-2) |
| 2012 | Arkansas | 46-22 | .676 | 16-14 | T-2nd West | T-9th (0-2) | CWS (7-3) |
| 2013 | Arkansas | 39-22 | .639 | 18-11 | 2nd West | T-3rd (2-1) | NCAA (2-2) |
| 2014 | Arkansas | 40-25 | .615 | 16-14 | 4th West | T-3rd (3-2) | NCAA (2-2) |
| 2015 | Arkansas | 40-25 | .615 | 17-12 | 3rd West | T-5th (2-2) | CWS (5-3) |
| 2016 | Arkansas | 26-29 | .473 | 7-23 | 7th West | DNQ | DNQ |
| 2017 | Arkansas | 45-19 | .703 | 18-11 | 2nd West | 2nd (3-2) | NCAA (3-2) |
| 2018 | Arkansas | 48-21 | .696 | 18-12 | T-1st West | T-3rd (2-1) | CWS Runner-Up (9-3) |
| 2019 | Arkansas | 46-20 | .697 | 20-10 | T-1st West | T-5th (1-2) | CWS (5-3) |
| 2020 | Arkansas | 11-5 | .688 | 0-0 | -- | -- | -- |
| 2021 | Arkansas | 50-13 | .794 | 22-8 | 1st Overall | 1st (4-0) | NCAA (4-3) |
| 2022 | Arkansas | 46-21 | .687 | 18-12 | 2nd West | T-7th (0-2) | CWS (8-3) |
| 2023 | Arkansas | 43-18 | .705 | 20-10 | T-1st Overall | T-3rd (2-1) | NCAA (2-2) |
| 2024 | Arkansas | 44-16 | .733 | 20-10 | 1st West | T-7th (0-2) | NCAA (1-2) |
| 2025 | Arkansas | 36-8 | .818 | 13-6 | -- | -- | -- |
| | <i>Total</i> | <i>919-465</i> | <i>.664</i> | <i>366-278</i> | -- | <i>19 (28-32)</i> | <i>20 (72-48)</i> |
| | <i>Career Totals</i> | <i>1,504-705</i> | <i>.681</i> | <i>500-348</i> | -- | <i>51-41 (.554)</i> | <i>87-57 (.604)</i> |

Dave Van Horn, the three-time SEC Coach of the Year, has elevated Arkansas into one of the nation's premier college baseball programs ever since returning to his alma mater to take over for legendary head baseball coach Norm DeBriyn.

In his 23rd season as head coach in 2025, Van Horn, the second-winningest coach in Arkansas baseball history, has led the Razorbacks to seven College World Series appearances, including a runner-up finish (2018) and four top five finishes (2009, 2012, 2018, 2022), 20 NCAA Tournament berths, three SEC overall titles, eight SEC Western Division championships, one SEC Tournament title and 919 overall wins, including 366 SEC victories.

Van Horn, whose 1,504 career wins are second most among all active Division I head coaches, is one of only five head coaches in college baseball history with 300 or more SEC wins in their career. He is also just the fourth coach in college baseball history, and only the third active coach, to win 900 games at an SEC program, joining Mississippi State Ron Polk, Vanderbilt's Tim Corbin and Ole Miss' Mike Bianco.

Year in and year out, Van Horn, the 23rd coach in NCAA history to win 1,200 games at the Division I level, has produced nationally competitive teams and developed elite-level student-athletes on and off the field, including two Golden Spikes Award and Dick Howser Trophy winners in outfielder Andrew Benintendi (2015) and pitcher Kevin Kopps (2021), as well as countless All-Americans, all-SEC performers and professional baseball players.

Under Van Horn's guidance, the Razorbacks boast 35 All-America honorees, 52 All-SEC selections and 144 Major League Baseball draft picks – and counting.

HOGS VS. 2025 OPPONENTS UNDER DVH

| | W-L | Home | Away | Neutral |
|------------------|-------|-------|-------|---------|
| Arkansas State | 5-0 | 5-0 | 0-0 | 0-0 |
| Charlotte | 5-2 | 4-0 | 0-1 | 1-1 |
| Florida | 31-25 | 15-6 | 10-15 | 6-4 |
| Georgia | 25-22 | 14-7 | 10-13 | 1-2 |
| Grambling | 13-0 | 10-0 | 0-0 | 3-0 |
| Kansas State | 4-4 | 3-1 | 0-2 | 1-1 |
| Little Rock | 7-2 | 7-2 | 0-0 | 0-0 |
| LSU | 30-44 | 17-16 | 11-19 | 2-9 |
| Michigan | 2-0 | 0-0 | 0-0 | 2-0 |
| Missouri | 20-4 | 13-2 | 7-2 | 0-0 |
| Missouri State | 21-12 | 13-9 | 8-3 | 0-0 |
| Ole Miss | 39-44 | 17-19 | 15-18 | 7-7 |
| Oral Roberts | 19-6 | 13-3 | 5-3 | 1-0 |
| Portland | 3-0 | 3-0 | 0-0 | 0-0 |
| South Carolina | 35-24 | 17-10 | 14-10 | 4-4 |
| Texas | 8-5 | 2-0 | 2-3 | 4-2 |
| Texas A&M | 24-19 | 14-7 | 8-11 | 2-1 |
| TCU | 5-3 | 2-2 | 0-0 | 3-1 |
| Tennessee | 30-14 | 15-5 | 12-8 | 3-1 |
| UAPB | 7-0 | 6-0 | 0-0 | 1-0 |
| UCA | 5-0 | 4-0 | 0-0 | 1-0 |
| ULM | 8-1 | 7-1 | 0-0 | 1-0 |
| Vanderbilt | 25-26 | 13-10 | 11-12 | 1-4 |
| Washington State | 10-1 | 9-1 | 0-0 | 1-0 |


A ||| THE ARKANSAS RAZORBACKS



ROCCO PEPPi
R-Sr. • 5-10 • 195 • R/R
INF/OF • Huntington Beach, Calif.




NOLAN SOUZA
So. • 6-3 • 215 • L/R
INF • Honolulu, Hawai'i



JUSTIN THOMAS JR.
Jr. • 5-11 • 195 • R/R
OF • Savannah, Ga.



KENDALL DIGGS
Sr. • 6-0 • 210 • L/R
OF • Olathe, Kan.



GABE FRASER
Fr. • 6-2 • 190 • L/R
INF • Huntington Beach, Calif.



CAM KOZEAL
So. • 5-10 • 200 • L/R
INF • Omaha, Neb.



WEHIWA ALOY
Jr. • 6-2 • 200 • R/R
INF • Wailuku, Hawai'i




BRENT IREDALE
Jr. • 6-3 • 200 • R/R
INF • Sydney, Australia



ELLIOTT PETERSON
Jr. • 6-0 • 190 • R/R
C • Omaha, Neb.




STEELE EAVES
Fr. • 6-0 • 210 • R/R
RHP • Lonoke, Ark.



GAGE WOOD
Jr. • 6-0 • 205 • R/R
RHP • Batesville, Ark.



AIDEN JIMENEZ
R-So. • 6-3 • 215 • R/R
RHP • Elk Grove, Calif.



ZANE BECKER
Fr. • 5-11 • 200 • R/R
C • Flower Mound, Texas



REESE ROBINETT
R-So. • 6-3 • 220 • L/R
INF • Kennett, Mo.



CARSON WILLIS
Fr. • 5-11 • 195 • R/R
C • Rogers, Ark.




GABE GAECKLE
So. • 6-0 • 190 • R/R
RHP • Aptos, Calif.



BRENTON CLARK
Fr. • 5-11 • 190 • L/R
OF • Texarkana, Texas



LOGAN MAXWELL
Sr. • 5-10 • 195 • L/L
OF • Lima, Ohio



CHARLES DAVALAN
So. • 5-9 • 190 • L/R
OF • Montreal, Canada



KUHIO ALOY
So. • 6-1 • 205 • R/R
INF/OF • Wailuku, Hawai'i




TATE MCGUIRE
So. • 6-3 • 215 • R/R
RHP • Liberty, Mo.



RYDER HELFRICK
So. • 6-1 • 205 • R/R
C • Discovery Bay, Calif.




CARSON BOLES
Sr. • 5-11 • 190 • R/R
OF • Lebanon, Tenn.



COLE GIBLER
Fr. • 6-2 • 205 • L/L
LHP • Blue Springs, Mo.



DYLAN CARTER
R-Sr. • 6-2 • 220 • R/R
RHP • Bentonville, Ark.




HUNTER DIETZ
R-Fr. • 6-6 • 235 • R/L
LHP • Trinity, Fla.



ZACH ROOT
Jr. • 6-2 • 210 • L/L
LHP • Fort Myers, Fla.




LONDON BEIDELSCHIES
Jr. • 6-3 • 230 • L/L
LHP • Canfield, Ohio



PARKER COIL
Jr. • 6-3 • 185 • R/L
LHP • Edmond, Okla.



LUKE WILLIAMS
Fr. • 5-11 • 185 • L/L
LHP • Owasso, Okla.



COLIN FISHER
So. • 6-3 • 225 • L/L
LHP • Noble, Okla.



BEN BYBEE
Jr. • 6-6 • 230 • R/R
RHP • Overland Park, Mo.




WILL MCENTIRE
R-Sr. • 6-4 • 235 • L/R
RHP • Bryant, Ark.



MICHAEL ANDERSON
Jr. • 6-3 • 230 • R/R
INF • Havertown, Pa.




CARSON WIGGINS
Fr. • 6-5 • 215 • R/R
RHP • Roland, Okla.




LANCE DAVIS
Fr. • 6-4 • 200 • R/R
RHP • Jonesboro, Ark.




CHRISTIAN FOUTCH
Jr. • 6-3 • 240 • R/R
RHP • Littleton, Colo.



COOPER DOSSETT
Jr. • 6-0 • 200 • R/R
RHP • Springdale, Ark.



JACKSON FARRELL
Fr. • 6-1 • 215 • R/R
LHP • Jenks, Okla.



TAG ANDREWS
Fr. • 6-0 • 190 • R/R
RHP • Maumelle, Ark.



TYLER HOLLAND
Fr. • 6-1 • 190 • R/R
INF/RHP • Mission Viejo, Calif.




ROSS FELDER
Fr. • 6-2 • 185 • R/R
RHP • Springdale, Ark.



DAVE VAN HORN
Head Coach
23rd Season



NATE THOMPSON
Assistant Coach
8th Season



MATT HOBBS
Assistant Coach
7th Season



BOBBY WERNES
Assistant Coach
5th Season



HUDSON POLK
Student Assistant Coach
1st Season



CLAY GOODWIN
Director of Operations
18th Season



| No. | Player | Pos. | Yr. | Ht. | Wt. | B/T | Hometown / High School / Previous School |
|-----|---------------------|---------|-------|------|-----|-----|--|
| 1 | Rocco Peppi | INF/OF | R-Sr. | 5-10 | 195 | R/R | Huntington Beach, Calif. / Marina HS / Long Beach State / Fresno State |
| 3 | Nolan Souza | INF | So. | 6-3 | 215 | L/R | Honolulu, Hawai'i / Punahou School |
| 4 | Justin Thomas Jr. | OF | Jr. | 5-11 | 195 | R/R | Savannah, Ga. / Benedictine Military School / Georgia / Florida SouthWestern State |
| 5 | Kendall Diggs | OF | Sr. | 6-0 | 210 | L/R | Olathe, Kan. / Saint Thomas Aquinas HS |
| 6 | Gabe Fraser | INF | Fr. | 6-2 | 190 | L/R | Huntington Beach, Calif. / Orange Lutheran HS |
| 8 | Cam Kozeal | INF | So. | 5-10 | 200 | L/R | Omaha, Neb. / Millard South HS / Vanderbilt |
| 9 | Wehiwa Aloy | INF | Jr. | 6-2 | 200 | R/R | Wailuku, Hawai'i / H.P. Baldwin HS / Sacramento State |
| 10 | Brent Iredale | INF | Jr. | 6-3 | 200 | R/R | Sydney, New South Wales, Australia / The Hill Sports HS / New Mexico JC |
| 12 | Elliott Peterson | C | Jr. | 6-0 | 190 | R/R | Omaha, Neb. / Creighton Prep / Southeast CC |
| 13 | Steele Eaves | RHP | Fr. | 6-0 | 210 | R/R | Lonoke, Ark. / Lonoke HS |
| 14 | Gage Wood | RHP | Jr. | 6-0 | 205 | R/R | Batesville, Ark. / Batesville HS |
| 16 | Aiden Jimenez | RHP | R-So. | 6-3 | 215 | R/R | Elk Grove, Calif. / Elk Grove HS / Oregon State |
| 17 | Zane Becker | C | Fr. | 5-11 | 200 | R/R | Flower Mound, Texas / Flower Mound HS |
| 18 | Reese Robinett | INF | R-So. | 6-3 | 220 | L/R | Kennett, Mo. / Kennett HS |
| 19 | Carson Willis | C | Fr. | 5-11 | 195 | R/R | Rogers, Ark. / P27 Academy |
| 20 | Gabe Gaeckle | RHP | So. | 6-0 | 190 | R/R | Aptos, Calif. / Aptos HS |
| 21 | Brenton Clark | OF | Fr. | 5-11 | 190 | L/R | Texarkana, Texas / Pleasant Grove HS |
| 22 | Logan Maxwell | OF | Sr. | 5-10 | 195 | L/L | Lima, Ohio / Shawnee HS / TCU |
| 24 | Charles Davalan | OF | So. | 5-9 | 190 | L/R | Montreal, Quebec, Canada / TNXL Academy / FGCU |
| 25 | Kuhio Aloy | INF/OF | So. | 6-1 | 205 | R/R | Wailuku, Hawai'i / H.P. Baldwin HS / BYU |
| 26 | Tate McGuire | RHP | So. | 6-3 | 215 | R/R | Liberty, Mo. / Liberty North HS |
| 27 | Ryder Helfrick | C | So. | 6-1 | 205 | R/R | Discovery Bay, Calif. / Clayton Valley Charter HS |
| 28 | Carson Boles | OF | Sr. | 5-11 | 190 | R/R | Lebanon, Tenn. / Lebanon HS / Lincoln Memorial |
| 29 | Cole Gibler | LHP | Fr. | 6-2 | 205 | L/L | Blue Springs, Mo. / Blue Springs HS |
| 31 | Dylan Carter | RHP | R-Sr. | 6-2 | 220 | R/R | Bentonville, Ark. / Bentonville West HS / Crowder |
| 32 | Hunter Dietz | LHP | R-Fr. | 6-6 | 235 | R/L | Trinity, Fla. / Calvary Christian HS |
| 33 | Zach Root | LHP | Jr. | 6-2 | 210 | L/L | Fort Myers, Fla. / Fort Myers HS / East Carolina |
| 35 | Landon Beidelschies | LHP | Jr. | 6-3 | 230 | L/L | Canfield, Ohio / Canfield HS / Ohio State |
| 36 | Parker Coil | LHP | Jr. | 6-3 | 185 | R/L | Edmond, Okla. / Edmond Memorial HS |
| 37 | Luke Williams | LHP | Fr. | 5-11 | 185 | L/L | Owasso, Okla. / Owasso HS |
| 38 | Colin Fisher | LHP | So. | 6-3 | 225 | L/L | Noble, Okla. / Noble HS |
| 40 | Ben Bybee | RHP | Jr. | 6-6 | 230 | R/R | Overland Park, Kan. / Blue Valley Southwest HS |
| 41 | Will McEntire | RHP | R-Sr. | 6-4 | 235 | L/R | Bryant, Ark. / Bryant HS |
| 42 | Michael Anderson | INF | Jr. | 6-3 | 230 | R/R | Havertown, Pa. / Monsignor Bonner HS / Rhode Island |
| 44 | Carson Wiggins | RHP | Fr. | 6-5 | 215 | R/R | Roland, Okla. / Roland HS |
| 45 | Lance Davis | RHP | Fr. | 6-4 | 200 | R/R | Jonesboro, Ark. / Valley View HS |
| 46 | Christian Foutch | RHP | Jr. | 6-3 | 240 | R/R | Littleton, Colo. / Chatfield Senior HS |
| 48 | Cooper Dossett | RHP | Jr. | 6-0 | 200 | R/R | Springdale, Ark. / Har-Ber HS |
| 49 | Jackson Farrell | LHP | Fr. | 6-1 | 215 | L/L | Jenks, Okla. / Owasso HS |
| 50 | Tag Andrews | RHP | Fr. | 6-0 | 190 | R/R | Maumelle, Ark. / Maumelle HS |
| 52 | Tyler Holland | INF/RHP | Fr. | 6-1 | 190 | R/R | Mission Viejo, Calif. / Mission Viejo HS |
| 57 | Ross Felder | RHP | Fr. | 6-2 | 185 | R/R | Springdale, Ark. / Har-Ber HS |

Coaches & Support Staff

| | |
|--------------------------------------|---|
| Head Coach: | 2 Dave Van Horn, 23rd Season (Arkansas, 1988) |
| Assistant Coach: | 30 Nate Thompson, 8th Season (Dallas Baptist, 2006) |
| Assistant Coach: | 47 Matt Hobbs, 7th Season (Missouri, 2002) |
| Assistant Coach: | 7 Bobby Wernes, 5th Season (Arkansas, 2016) |
| Student Assistant Coach: | 15 Hudson Polk, 1st Season (Arkansas, 2024) |
| Director of Operations: | Clay Goodwin, 18th Season (Arkansas, 2005) |
| Director of Strength & Conditioning: | Hunter Bell, 3rd Season (Arkansas-Monticello, 2018) |
| Director of Pitching Development: | Zach Barr, 8th Season (Arkansas, 2017) |
| Director of Baseball Analytics: | DJ Baxendale, 6th Season (Arkansas, 2012) |
| Athletic Trainer: | Corey Wood, 14th Season (East Carolina, 2008) |
| Equipment Manager: | Mark Taylor, 34th Season (Ouachita Baptist, 1988) |
| Strength & Conditioning Assistant: | MJ Munoz, 2nd Season (Aurora, 2022) |
| Strength & Conditioning Intern: | Alden Arrington |
| Graduate Manager: | John McElroy (Arkansas, 2023), Matthew Schluterman (Arkansas, 2024) |
| Student Managers: | Anthony Sanchez, Crew Tidwell, Trip Wright |
| Bullpen Catchers: | Ryan Cleinmark, Hayden Schnitker |
| Communications Director: | Oliver Grigg, 5th Season (Tulane, 2017) |
| Academics Director: | Jonathan Burgess, 4th Season (Central Arkansas, 2015) |
| Sports Nutritionist: | Ben Tarnowski, 2nd Season (North Dakota, 2021) |
| Sport Administrator: | Kevin Trainor, 15th Season (Arkansas, 1994) |
| Administrative Assistant: | Kelly Moore, 22nd Season (Arkansas, 2004) |

Pronunciation Guide

| | |
|----------------------------------|--------------------|
| Kuhio Aloy | koo-hee-oh ah-loy |
| Wehiwa Aloy | veh-hee-vuh ah-loy |
| Landon Beidelschies | bi-dull-shees |
| Charles Davalan | dah-vuh-lawn |
| Hunter Dietz | deets |
| Cooper Dossett | dah-sit |
| Gabe Gaeckle | gack-uhl |
| Brent Iredale | eye-err-dale |
| Cam Kozeal | koe-zhull |
| Nolan Souza | sue-zuh |
| Bobby Wernes | wer-niss |



THE STARTERS

#27 RYDER HELFRICK **C** **SO.** **.302/.415/.595**

Has played in 40 games with 35 starts at catcher ... Slashing .302/.415/.595 with eight home runs and 22 RBI ... Team leader in triples (2) ... Recorded his first career multi-home run game against South Carolina (March 23) and his second at #7 Georgia (April 13) ... As a freshman in 2024, played in 31 games with 26 starts (15 at catcher, 11 as designated hitter) ... Slashed .179/.320/.321 with three homers and eight RBI ... Scored 18 runs ... Totaled 15 hits, including three doubles ... Drew 14 walks ... Season-long seven-game hitting streak and 12-game reached base streak ... Defensively, posted a .994 fielding percentage with one error in 167 total chances ... Threw out 5-of-11 base stealers (45.5%) ... In SEC play, slashed .250/.318/.450 with two homers and four RBI in 14 games with 12 starts.

#8 CAM KOZEAL **1B** **SO.** **.362/.409/.631**

Has played in 37 games with 35 starts (29 at first base, six at second base) ... Slashing .362/.409/.631 with 12 doubles, nine homers and 45 RBI ... In the series at #14 Vanderbilt (March 28-30), hit three homers and had eight RBI to single-handedly outscore his former school during the weekend ... Recorded his first career multi-home game and had five RBI in the series opener at #14 Vanderbilt (March 28) ... Named SEC Player of the Week after powering Arkansas to a weekend series sweep against Missouri by leading the conference in hits (9), doubles (3), RBI (13), total bases (18), on-base percentage (.706) and slugging percentage (1.385) ... Vanderbilt transfer ... Played in 43 games with 35 starts as a true freshman in 2024 ... Slashed .284/.349/.439 with five homers and 28 RBI ... 42 hits, including eight doubles ... In SEC play, slashed .261/.307/.449 with three homers and 11 RBI in 19 games ... Prior to Vanderbilt, attended Millard South High School in Omaha, Neb. ... 2023 Nebraska Gatorade Player of the Year.

#3 NOLAN SOUZA **2B** **SO.** **.250/.374/.427**

Suffered a season-ending injury at #7 Georgia (April 11) ... Prior to the injury, played in 32 games with 28 starts (all at second base) ... Slashed .250/.375/.427 with four home runs and 22 RBI ... Finished the season as the team leader in stolen bases (9-for-9) ... As a true freshman in 2024, earned Freshman All-SEC honors ... Played in 40 games with 31 starts (17 as designated hitter, eight at second base, six at third base) ... Slashed .255/.366/.509 with seven homers and 28 RBI ... 28 hits, including seven doubles ... Drew 18 walks ... 2-for-2 in stolen base attempts ... Recorded seven multi-hit games, including three three-hit games, and nine multi-RBI games ... Season-long six-game hitting streak and 11-game reached base streak ... Defensively, posted a perfect 1.000 fielding percentage in 25 total chances.

#10 BRENT IREDALE **3B** **JR.** **.294/.458/.596**

Has played in 44 games with 43 starts at third base ... Slashing .294/.458/.596 with 11 home runs and 51 RBI, second most on the Razorbacks ... Team leader in walks (32) and HBP (15) ... One of four Hogs in the DVH era to drive in nine RBI on Opening Weekend ... Tallied eight RBI against Portland (March 7), becoming the first Hog since 1999 with eight RBI in a game ... Recorded 11 total RBI in the series sweep of Portland (March 7-9), most by a Razorback in a three-game series in the DVH era ... Two multi-homer games: Washington State (Feb. 15) & Portland (March 7) ... Spent two seasons at New Mexico JC (2023-24) ... As a sophomore in 2024, was an NJCAA All-American ... First back-to-back WJCAC MVP in the conference's history after slashing a team-leading .441/.576/1.000 with a team-high 25 home runs and 78 RBI in 58 games ... Tallied a team-leading 83 hits, including 22 doubles and four triples ... Native of Sydney, Australia ... First native-born Australian student-athlete in Arkansas baseball history.

#9 WEHIWA ALOY **SS** **JR.** **.376/.455/.742**

Two-time SEC Player of the Week this season ... Has started all 44 games at shortstop ... Slashing a team-leading .376/.455/.742 with a team-high 17 home runs and 49 RBI ... Team leader in extra-base hits (33) and total bases (138) ... Homered in the same inning as his younger brother, Kuhio, vs. Kansas State (Feb. 22) in the Amegy Bank College Baseball Series at Globe Life Field in Arlington, Texas, before connecting on back-to-back homers at #13 Ole Miss (March 15) ... Named SEC Player of the Week (Feb. 24) for first time in his career after powering the Razorback offense through its trip to Globe Life Field ... Hit two home runs, first multi-homer game of his career, against Portland (March 7) ... Named SEC Player of the Week (March 10) after powering Arkansas to double midweek sweep against ULM (March 4-5) and weekend series sweep against Portland (March 7-9) ... Hit a walk-off three-run homer in Arkansas' run-rule win against South Carolina (March 21) ... Homered in Arkansas' series-opening win at #7 Georgia (April 11) and in the series finale against the Bulldogs (April 13) to force extras ... All-SEC honoree as a sophomore in 2024 ... Started all 60 games at shortstop, the only Hog to start every game ... Slashed .270/.355/.485 with a team-leading 14 homers and 56 RBI ... 64 hits, including nine doubles ... 15 multi-hit games ... Tied for team lead in multi-RBI games with 11 ... Season-long hitting streak of 14 games ... Team-leading 31-game reached base streak ... Team leader in stolen bases (7-for-7) ... In SEC play, hit .258/.341/.492 with a team-leading eight homers and 21 RBI in 30 games.

#4 JUSTIN THOMAS JR. **LF** **JR.** **.289/.433/.567**

Has played in 41 games with 33 starts (29 in center field, four in left field) ... Slashing .289/.433/.567 with seven home runs, 25 RBI and 23 walks ... Six multi-walk games on the season, including one three-walk game against Washington State (Feb. 17) ... Fourth on the team in stolen bases (4-for-7) ... Spent one season at Florida SouthWestern State (2024) ... As a sophomore in 2024, slashed .393/.514/.699 with 14 homers and 49 RBI in 58 games ... Team-leading 86 runs ... Had 86 hits, including 21 doubles and two triples ... Drew 44 walks ... 35-of-42 (83.3%) on stolen base attempts ... Began career at Georgia (2023), where he played in 25 games with eight starts as a true freshman.

#24 CHARLES DAVALAN **CF** **SO.** **.375/.455/.625**

Has played in 44 games with 43 starts (28 in left field, 15 in center field) ... Slashing .375/.455/.625 with 12 homers, second most on the team, and 44 RBI ... Second on the team in runs (61) and hits (69) ... 24 walks to 16 strikeouts ... Hit his first homer of the season in the series opener against Charlotte (Feb. 28) ... Hit his first homer of SEC play at #13 Ole Miss (March 14) ... Go-ahead two-run homer in game two of the SEC Opening Weekend series at #13 Ole Miss (March 15) ... First career multi-homer game in the series finale at #14 Vanderbilt (March 30) ... FGCU transfer ... As a true freshman at FGCU in 2024, slashed .288/.413/.514 with 10 homers and 37 RBI in 56 games ... Scored a team-leading 66 runs ... Totaled 64 hits, including 16 doubles and two triples ... Drew 28 walks and was hit by 20 pitches ... 13-for-18 on stolen base attempts ... Team-leading five sacrifice hits ... Native of Montreal, Quebec, Canada.

#22 LOGAN MAXWELL **RF** **SR.** **.342/.464/.592**

Has played in 35 games with 34 starts (21 in right field, six in left field, six as designated hitter) ... Slashing .342/.464/.592 with a career-high nine home runs and 24 RBI ... Connected on his first homer of the season in the series opener against Charlotte (Feb. 28) ... Hit his second homer in as many days in the series-clinching win against Charlotte (March 1) ... Walk-off RBI single in the series finale against Charlotte (March 2) ... Homered in back-to-back games at #13 Ole Miss (March 14-15) ... TCU transfer ... As a junior in 2024, earned All-Big 12 honors ... Started all 46 games played in (23 in left field, 23 as designated hitter) ... Slashed .335/.447/.482 with three homers and 35 RBI ... 57 hits, including a team-leading 12 doubles and two triples ... Drew 30 walks ... 10-for-12 on stolen base attempts ... 14 multi-hit games and five multi-RBI performances ... Defensively, posted a perfect 1.000 fielding percentage in 33 total chances ... In Big 12 play, slashed .327/.443/.515 with six doubles, two triples, three home runs and 17 RBI.

#25 KUHIO ALOY **DH** **SO.** **.375/.454/.656**

Younger brother of INF Wehiwa Aloy ... Has played in 40 games with 39 starts (38 as designated hitter, one in right field) ... Slashing .375/.454/.656 with 12 doubles, 11 home runs and a team-leading 57 RBI ... In his Razorback debut against Washington State (Feb. 14), went 2-for-3 with a double, home run and three RBI ... Homered in the same inning as his brother, Wehiwa, vs. Kansas State (Feb. 21) in the Amegy Bank College Baseball Series at Globe Life Field in Arlington, Texas, before connecting on back-to-back homers at #13 Ole Miss (March 15) ... Hit a pinch-hit two-run double vs. #22 TCU (Feb. 22) in the Amegy Bank College Baseball Series at Globe Life Field in Arlington, Texas ... Career-high four hits against Grambling (Feb. 25) ... Career-high six RBI against ULM (March 4) ... Totaled 10 RBI in double midweek series against ULM (March 4-5) ... BYU transfer ... As a true freshman in 2024, earned Big 12 All-Freshman honors after slashing .269/.329/.447 with eight homers and 38 RBI in 52 games.

THE BENCH

#5 KENDALL DIGGS **OF** **SR.**

Has played in 28 games with 16 starts (15 in right field, one in left field) ... Slashing .172/.273/.345 with two home runs and seven RBI ... As a junior in 2024, one of the Hogs' three team captains ... Played in 55 games with 54 starts (53 in right field, one as designated hitter) ... Slashed .229/.346/.395 with seven homers and 34 RBI through an injury-plagued year ... Scored 35 runs ... Totaled 47 hits, including 11 doubles and one triple ... Finished fourth on the Hogs in RBI (34) and fifth in runs scored (35) ... Drew 34 walks, good for third most on the team ... As a sophomore in 2023, earned All-SEC honors at designated hitter/utility after slashing .299/.436/.547 with 12 home runs and a team-high 63 RBI in 58 games ... Finished as the team leader in RBI (63) ... Scored 51 runs, tied for second most on the Hogs ... Ranked up the team's second-most hits (60), including 12 doubles and 1 triple.

#6 GABE FRASER **INF** **FR.**

Has played in 24 games with 11 starts (10 at second base, one at third base) ... Slashing .273/.346/.409 with one double, one triple, one home run and 12 RBI ... Made his first career start at second base vs. #22 TCU (Feb. 22) in the Amegy Bank College Baseball Series at Globe Life Field in Arlington, Texas ... Recorded his first career hit on a bunt single against Charlotte (March 2) ... Hit a grand slam for his first collegiate home run against Missouri State (March 25) ... Go-ahead RBI triple in Arkansas' series-opening win at #7 Georgia (April 11) ... Made his first SEC start at #7 Georgia (April 12) and logged two hits ... Attended Orange Lutheran High School in Orange, Calif. ... Ranked by Perfect Game as the No. 144 overall prospect and the No. 37 shortstop in the class of 2024 ... No. 19 overall prospect and No. 3 shortstop in California by Perfect Game ... Father, Joe, played for legendary head coach Augie Garrido at Cal State Fullerton and was a member of the national championship-winning 1995 Titans squad, the first No. 1 seed to win the College World Series, before being selected by the Minnesota Twins in the 27th round of the 1995 MLB Draft.

#1 ROCCO PEPPI **INF/OR** **R-SR.**

Has played in 15 games with 13 starts (12 at first base, one in right field) ... Fresno State transfer ... As a redshirt junior at Fresno State in 2024, played in 56 games with 53 starts ... Slashed .327/.392/.602 with a team-leading 14 homers and 56 RBI ... Totaled 69 hits, including 16 doubles ... Hit by a team-leading 20 pitches ... 6-of-9 on stolen base attempts ... Defensively, posted a perfect 1.000 fielding percentage in 61 total chances with four outfield assists ... In league play, slashed .304/.388/.626 with a team-leading 10 homers and 29 RBI in 29 games.

#17 ZANE BECKER **C** **FR.**

Has played in 19 games with nine starts at catcher ... 8-for-31 with three doubles, one home run, six RBI and a stolen base ... Made his first collegiate start against Washington State (Feb. 15), collecting a pair of doubles and driving in a run ... Hit his first collegiate home run against UAPB (April 15) ... Attended Flower Mound High School in Flower Mound, Texas ... Ranked by Perfect Game as the No. 386 overall prospect and the No. 41 catcher in the class of 2024 ... No. 34 overall prospect and No. 4 catcher in Texas by Perfect Game.

#18 REESE ROBINETT **INF** **R-SO.**

Has played in 14 games with one start at first base ... Slashing .308/.400/.538 (4-for-13) with three doubles and an RBI on the year ... Had three doubles, including the game-winning RBI double, against UAPB (April 15) ... Redshirted in 2024 ... As a true freshman in 2023, played in 14 games with five starts (three at first base, two at third base) ... Slashed .240/.269/.480 (6-for-25) with two homers and seven RBI ... Made his SEC debut as a pinch hitter at #1 LSU (March 24, 2023) and hit a three-run homer.

#28 CARSON BOLES **OF** **SR.**

Has played in 23 games with 10 starts (five in left field, five in right field) ... Slashing .357/.509/.524 (15-for-42) with four doubles, one home run, 13 RBI and 14 walks ... Made his SEC debut as a pinch hitter at #13 Ole Miss (March 16) and collected a single ... Hit his first home run as a Razorback in the second game of the doubleheader against Missouri (April 6) ... Spent three seasons at Lincoln Memorial (2022-24) ... Named a unanimous first-team Division II All-American as a junior in 2024 after slashing .475/.572/.863 with 15 homers and 68 RBI ... Tallied a team-leading 87 hits, including 24 doubles and one triple ... Third in Division II in batting average (.475) and doubles (24).

#42 MICHAEL ANDERSON **INF** **JR.**

Has played in four games with two starts at first base ... Rhode Island transfer ... As a sophomore in 2024, was a team captain and played in 47 games with 45 starts ... Slashed .252/.411/.574 with 13 homers, second most on the team, and a team-high 41 RBI ... In 2023, earned Freshman All-America honors after starting all 52 games and slashing .316/.396/.555 with 10 homers and 43 RBI.

ON THE MOUND

SATURDAY



#45 RHP GAGE WOOD

JR.

0-0, 6.14 ERA, 7.1 IP, 2 BB, 14 SO

Last Start: April 18, vs. Texas A&M [DH-1], 0.1 IP, 3 H, 3 R, 3 ER, 1 BB, 1 SO

Three starts on the mound this season ... Made his first start of the year on Opening Weekend against Washington State (Feb. 15), striking out a career-high seven batters over five innings of two-run ball ... Next start came against Michigan (Feb. 24) in the Amegy Bank College Baseball Series at Globe Life Field in Arlington, Texas, striking out six over two innings before departing the game due to injury ... Made his return on the mound in the first game of the doubleheader against Texas A&M (April 18) ... As a sophomore in 2024, made 22 appearances, including three starts, on the mound ... Posted a 3-2 record with a 4.46 ERA and 56 strikeouts in 40.1 innings of work ... Logged two saves, including one of the multi-inning variety, on the year ... Issued only eight walks all season ... In SEC play, made 10 appearances with one start, going 0-1 with a 3.72 ERA and one save in 19.1 innings ... Struck out 26 and walked only six against conference opponents ... Member of an Arkansas pitching staff that set a school record with 706 strikeouts in 2024 ... Made his season debut in relief against James Madison, striking out four over 2.1 innings of one-hit ball to record his first save of the season ... Picked up his first win of the year vs. No. 7 Oregon State (Feb. 23) in the Kubota College Baseball Series at Globe Life Field in Arlington, Texas, striking out one in an inning of relief work ... Nabbed his second win of the season against McNeese, twirling 2.1 innings of one-run ball with three strikeouts ... Tossed two scoreless innings in relief with five strikeouts against Ole Miss (April 5) ... Struck out four in 2.1 innings of relief work against Texas Tech (April 16) ... Made his first collegiate start in a midweek game against Missouri State (April 30), spinning three scoreless innings with three strikeouts and earning his third win of the season ... Worked 4.1 innings in relief and struck out a season-high six at No. 8 Kentucky (May 4) ... Secured his second save of the year against No. 14 Mississippi State (May 10), delivering a scoreless frame with one strikeout ... In his first career SEC start and first career road start, struck out five over five innings of three-run (two earned) ball at No. 5 Texas A&M (May 17) to help Arkansas clinch the SEC Western Division title for the fifth time in the last six seasons and ninth time in program history ... In the NCAA Fayetteville Regional, started on the mound against SEMO (June 2) and turned in four strikeouts over three innings of work.

PITCHER BREAKDOWN

| | W-L-S | ERA | IP | H | R | ER | BB | SO |
|-----------|---------|------|-------|-----|-----|----|----|-----|
| Starters | 18-4-0 | 4.64 | 182.1 | 164 | 100 | 94 | 66 | 227 |
| Relievers | 18-4-10 | 2.90 | 189.1 | 147 | 67 | 61 | 53 | 230 |

THE HOG PEN

| Pitcher | Last App. | IP | H | R | ER | BB | SO | HR | RI/S | ---- Season Totals ---- | | |
|---------------------|-------------|-----|---|---|----|----|----|----|------|-------------------------|-----------|-------------------|
| | | | | | | | | | | RI/S | SV | Ret./1BF (BB) |
| Landon Beidelschies | TCU (2/22) | 2.2 | 1 | 0 | 0 | 1 | 0 | 0 | 0/0 | 0/0 | 0 | 1/1 (0) |
| Ben Bybee | LR (4/23) | 1.0 | 1 | 0 | 0 | 0 | 2 | 0 | 0/0 | 2/1 | 0 | 4/9 (0) |
| Dylan Carter | UF (4/25) | 2.0 | 1 | 1 | 1 | 1 | 2 | 1 | 2/2 | 9/4 | 0 | 11/18 (0) |
| Parker Coil | SCH (3/23) | 2.0 | 2 | 0 | 0 | 1 | 1 | 0 | 2/2 | 7/3 | 0 | 6/10 (0) |
| Steele Eaves | LR (4/23) | 2.0 | 2 | 0 | 0 | 0 | 1 | 0 | 0/0 | 0/0 | 0 | 2/6 (0) |
| Colin Fisher | TAMU (4/18) | 0.0 | 1 | 1 | 1 | 0 | 0 | 0 | 2/2 | 2/2 | 0 | 6/9 (0) |
| Christian Foutch | UF (4/25) | 1.2 | 0 | 0 | 0 | 0 | 2 | 0 | 1/0 | 3/0 | 3 | 9/14 (1) |
| Gabe Gaekle | TAMU (4/18) | 5.2 | 4 | 1 | 1 | 2 | 8 | 1 | 1/0 | 1/0 | 0 | 0/1 (0) |
| Cole Gieber | LR (4/23) | 2.0 | 1 | 0 | 0 | 0 | 6 | 0 | 0/0 | 1/0 | 1 | 10/13 (0) |
| Aiden Jimenez | TAMU (4/18) | 2.0 | 2 | 2 | 2 | 0 | 1 | 1 | 0/0 | 10/1 | 1 | 10/13 (1) |
| Will McEntire | LR (4/23) | 1.0 | 0 | 0 | 0 | 0 | 2 | 0 | 0/0 | 5/4 | 1 | 10/13 (0) |
| Tate McGuire | MOST (3/25) | 1.2 | 1 | 1 | 1 | 1 | 1 | 1 | 3/1 | 9/3 | 1 | 6/8 (0) |
| Carson Wiggins | LR (4/22) | 1.0 | 0 | 0 | 0 | 0 | 3 | 0 | 0/0 | 2/1 | 3 | 12/13 (0) |
| TEAM TOTALS | | | | | | | | | | 51/19 | 10 | 87/128 (2) |

Bullpen Notes: Razorback relief pitchers have combined to retire 87-of-128 (67.9%) first batters faced with only two walks issued ... Razorback relievers have combined to allow 19-of-51 inherited runners (37.3%) to score ... Four of Arkansas' 10 saves this season are of the multi-inning variety ... Six different Razorback relief pitchers have recorded at least one save ... **RHP Carson Wiggins** (3) is tied for the team lead in saves, recording Arkansas' first save of the year and the first save of his career against Washington State (Feb. 15) ... Wiggins has also recorded saves against Charlotte (March 1) and Portland (March 9) ... With two more saves, Wiggins will become the sixth Arkansas freshman pitcher since 2003 to record five or more saves in a season, joining with RHP Gage Wood (5, 2023), RHP Brady Tygart (8, 2022), RHP Nolan Sanburn (8, 2011) and RHP DJ Baxendale (7, 2010) ... **RHP Christian Foutch** (3) is tied for the team lead in saves ... He secured Arkansas' first multi-inning save of the season vs. #22 TCU (Feb. 22) in the Amegy Bank College Baseball Series at Globe Life Field in Arlington, Texas ... Foutch has also recorded saves against Charlotte (Feb. 28) and Oral Roberts (March 18) ... **RHP Tate McGuire** (1) recorded a one-out save vs. Michigan (Feb. 23) in the Amegy Bank College Baseball Series at Globe Life Field in Arlington, Texas, notching his first career save in the process ... **RHP Aiden Jimenez** (1) struck out a career high-tying six and locked down a three-inning save, Arkansas' second multi-inning save of the season, at #13 Ole Miss (March 15) to log his first save of the season ... **RHP Will McEntire** (1) earned his first save of the season and eighth of his career against South Carolina (March 22), firing three shutout innings with a strikeout to record the Razorbacks' third multi-inning save of the year ... **LHP Cole Gieber** (1) recorded his first career save against Grambling (April 1) at CHI St. Vincent Field at Dickey-Stephens Park in North Little Rock, Ark., striking out five over two scoreless innings to log Arkansas' fourth multi-inning save this season.



Parker Coil is 2-0 with a team-leading 0.60 ERA and 15 strikeouts over 15.0 innings in relief this season. The left-hander has allowed only one earned run in 10 appearances.



Aiden Jimenez is 4-1 with a 2.08 ERA, 27 strikeouts and one save in a team-high 26.0 innings in relief this year. The Oregon State transfer is holding opposing batters to a .199 average.



Carson Wiggins is tied for the team lead in saves (3) this season. The hard-throwing true freshman has struck out 20 in 14.0 innings and is limiting opposing hitters to a .133 average.

RECORD RUNDOWN

| | |
|--|-------|
| Overall..... | 36-8 |
| vs. top-5 teams..... | 0-0 |
| vs. top-10 teams..... | 1-2 |
| vs. top-25 teams..... | 7-3 |
| vs. unranked teams..... | 29-5 |
| At home..... | 27-3 |
| On the road..... | 6-4 |
| At neutral sites..... | 3-1 |
| In day games..... | 24-3 |
| In night games..... | 12-5 |
| In extra innings..... | 2-2 |
| In white uniforms..... | 12-3 |
| In cardinal uniforms..... | 5-1 |
| In cream uniforms..... | 6-0 |
| In grey uniforms..... | 7-3 |
| In pinstripe uniforms..... | 6-1 |
| vs. teams over .500..... | 16-6 |
| vs. teams .500 or worse..... | 18-2 |
| vs. right-handed starter..... | 24-4 |
| vs. left-handed starter..... | 12-4 |
| vs. both-handed starter..... | 0-0 |
| When starter receives decision..... | 19-4 |
| When reliever receives decision..... | 17-4 |
| When starter goes 5+ innings..... | 19-3 |
| When starter goes less than 5 innings..... | 17-5 |
| When scoring first..... | 23-2 |
| When scoring in 1st inning..... | 14-3 |
| When opponent scores first..... | 13-6 |
| When leading after 6 innings..... | 31-1 |
| When trailing after 6 innings..... | 2-6 |
| When tied after 6 innings..... | 3-1 |
| When leading after 7 innings..... | 18-1 |
| When trailing after 7 innings..... | 1-7 |
| When tied after 7 innings..... | 4-0 |
| When leading after 8 innings..... | 19-1 |
| When trailing after 8 innings..... | 1-7 |
| When tied after 8 innings..... | 2-0 |
| In one-run games..... | 4-4 |
| In two-run games..... | 3-1 |
| In five-run or more games..... | 21-1 |
| In run-rule games..... | 12-0 |
| Weekend series W-L-T..... | 7-2-0 |
| Weekend series sweeps/times swept..... | 6/0 |
| When scoring 10+ runs..... | 21-1 |
| Shutouts/times shut out..... | 5/0 |
| When opponent scores 5 runs or less..... | 33-1 |
| When opponent scores 6 runs or more..... | 3-7 |
| When collecting 0-3 hits..... | 1-0 |
| When collecting 4-6 hits..... | 2-1 |
| When collecting 7-9 hits..... | 9-4 |
| When collecting 10-12 hits..... | 10-2 |
| When collecting 13+ hits..... | 14-1 |
| When out-hitting opponent..... | 29-1 |
| When out-hit by opponent..... | 5-5 |
| When hits are equal..... | 2-2 |
| When hitting a home run..... | 31-7 |
| When opponent hits a home run..... | 14-7 |
| When errorless..... | 25-2 |
| When committing one error..... | 5-4 |
| When committing 2 errors..... | 6-2 |
| When committing 3+ errors..... | 0-0 |
| When opponent is errorless..... | 10-4 |
| vs. SEC opponents..... | 13-6 |
| vs. non-conference opponents..... | 23-2 |
| In midweek games..... | 11-1 |
| In rubber games..... | 1-2 |
| Game 1 of weekend series..... | 7-3 |
| Game 2 of weekend series..... | 8-1 |
| Game 3 of weekend series..... | 7-2 |
| Game 4 of weekend series..... | 1-0 |
| In February..... | 8-1 |
| In March..... | 18-2 |
| In April..... | 10-5 |
| In May..... | 0-0 |
| In June..... | 0-0 |

MULTI-HIT GAMES

| Name | 2 | 3 | 4 | 5+ | Total |
|-------------------|-----------|-----------|----------|----------|------------|
| Wehiwa Aloy | 16 | 6 | 2 | - | 24 |
| Charles Davalan | 15 | 5 | 2 | - | 22 |
| Kuhio Aloy | 11 | 5 | 2 | - | 18 |
| Cam Kozeal | 12 | 4 | 1 | - | 17 |
| Logan Maxwell | 9 | 3 | - | - | 12 |
| Brent Iredale | 9 | 2 | - | - | 11 |
| Ryder Helfrick | 6 | 2 | - | - | 8 |
| Justin Thomas Jr. | 6 | - | - | - | 6 |
| Nolan Souza | 4 | 1 | - | - | 5 |
| Rocco Peppi | 3 | - | - | - | 3 |
| Carson Boles | 2 | - | - | - | 2 |
| Gabe Fraser | 3 | - | - | - | 3 |
| Reese Robinett | - | 1 | - | - | 1 |
| Zane Becker | 1 | - | - | - | 1 |
| TEAM | 97 | 29 | 7 | 0 | 133 |

CAREER MULTI-HIT GAMES

| Name | '22 | '23 | '24 | '25 | Total |
|-------------------|-----|-----|-----|-----|-------|
| Wehiwa Aloy | - | 30 | 15 | 24 | 69 |
| Rocco Peppi | 23 | 17 | 17 | 3 | 60 |
| Charles Davalan | - | - | 17 | 22 | 39 |
| Logan Maxwell | 3 | 6 | 14 | 12 | 35 |
| Kuhio Aloy | - | - | 12 | 18 | 30 |
| Cam Kozeal | - | - | 12 | 17 | 29 |
| Michael Anderson | - | 18 | 9 | - | 28 |
| Kendall Diggs | 2 | 14 | 12 | - | 28 |
| Nolan Souza | - | - | 7 | 5 | 12 |
| Brent Iredale | - | - | - | 11 | 11 |
| Ryder Helfrick | - | - | - | 8 | 8 |
| Justin Thomas Jr. | - | - | - | 6 | 6 |
| Gabe Fraser | - | - | - | 3 | 3 |
| Carson Boles | - | - | - | 2 | 2 |
| Reese Robinett | - | 1 | - | 1 | 2 |
| Zane Becker | - | - | - | 1 | 1 |

MULTI-RBI GAMES

| Name | 2 | 3 | 4 | 5+ | Total |
|-------------------|-----------|-----------|-----------|----------|-----------|
| Kuhio Aloy | 6 | 6 | 2 | 1 | 15 |
| Wehiwa Aloy | 8 | 2 | 3 | 1 | 14 |
| Charles Davalan | 5 | 3 | 2 | 1 | 11 |
| Brent Iredale | 3 | 4 | 2 | 2 | 11 |
| Cam Kozeal | 4 | 3 | - | 3 | 10 |
| Justin Thomas Jr. | 5 | 1 | 1 | - | 7 |
| Ryder Helfrick | 4 | 2 | - | - | 6 |
| Logan Maxwell | 6 | - | - | - | 6 |
| Nolan Souza | 3 | 3 | - | - | 6 |
| Carson Boles | 2 | 2 | - | - | 4 |
| Zane Becker | 1 | 1 | - | - | 2 |
| Kendall Diggs | 2 | - | - | - | 2 |
| Gabe Fraser | 1 | - | 1 | - | 2 |
| Rocco Peppi | 1 | - | 1 | - | 2 |
| TEAM | 51 | 27 | 12 | 8 | 98 |

HITTING STREAKS

| Name | Longest | Current |
|-------------------|---------|---------|
| Charles Davalan | 17 | 2 |
| Kuhio Aloy | 12 | 1 |
| Wehiwa Aloy | 10 | 10 |
| Logan Maxwell | 9 | - |
| Cam Kozeal | 8 | 1 |
| Ryder Helfrick | 8 | - |
| Justin Thomas Jr. | 7 | 2 |
| Carson Boles | 6 | 3 |
| Brent Iredale | 5 | - |
| Nolan Souza | 5 | 2 |
| Kendall Diggs | 5 | - |
| Gabe Fraser | 4 | 3 |
| Rocco Peppi | 4 | - |
| Zane Becker | 2 | - |
| Reese Robinett | 1 | 1 |

REACHED BASE STREAKS

| Name | Longest | Current |
|-------------------|---------|---------|
| Charles Davalan | 35 | 2 |
| Logan Maxwell | 27 | - |
| Brent Iredale | 25 | - |
| Wehiwa Aloy | 16 | 10 |
| Ryder Helfrick | 15 | 1 |
| Cam Kozeal | 14 | 3 |
| Justin Thomas Jr. | 12 | 2 |
| Kuhio Aloy | 12 | 1 |
| Carson Boles | 11 | 11 |
| Kendall Diggs | 11 | - |
| Nolan Souza | 7 | 7 |
| Rocco Peppi | 6 | - |
| Gabe Fraser | 5 | 3 |
| Zane Becker | 4 | - |
| Michael Anderson | 1 | - |
| Reese Robinett | 1 | 1 |

CAREER HOME RUNS

| Name | Solo | 2R | 3R | GS | Total |
|-------------------|------|----|----|----|-------|
| Wehiwa Aloy | 24 | 12 | 6 | 3 | 45 |
| Rocco Peppi | 13 | 8 | 2 | 2 | 25 |
| Kendall Diggs | 10 | 5 | 7 | 2 | 24 |
| Michael Anderson | 13 | 6 | 2 | 2 | 23 |
| Charles Davalan | 12 | 5 | 3 | 2 | 22 |
| Kuhio Aloy | 7 | 7 | 3 | 2 | 19 |
| Cam Kozeal | 6 | 5 | 2 | 1 | 14 |
| Logan Maxwell | 8 | 6 | - | - | 14 |
| Ryder Helfrick | 11 | - | - | - | 11 |
| Brent Iredale | 3 | 3 | 4 | 1 | 11 |
| Nolan Souza | 6 | 2 | 2 | 1 | 11 |
| Justin Thomas Jr. | 4 | 4 | - | - | 8 |
| Reese Robinett | 1 | - | 1 | - | 2 |
| Zane Becker | - | 1 | - | - | 1 |
| Carson Boles | - | - | 1 | - | 1 |
| Gabe Fraser | - | - | - | 1 | 1 |

HOME RUN BREAKDOWN

| | |
|--|----|
| Total..... | 93 |
| at Baum-Walker Stadium..... | 64 |
| on the Road..... | 26 |
| Neutral Site..... | 3 |
| vs. RHP..... | 71 |
| vs. LHP..... | 22 |
| w/ 0 Outs..... | 33 |
| w/ 1 Out..... | 27 |
| w/ 2 Outs..... | 33 |
| Solo..... | 41 |
| Two-Run..... | 33 |
| Three-Run..... | 13 |
| Grand Slam..... | 6 |
| Leadoff..... | 18 |
| Back-To-Back..... | 5 |
| Walk-Off..... | 5 |
| Pinch-Hit..... | 0 |
| Before 7th Inning..... | 68 |
| 7th Inning and Beyond..... | 25 |
| Current Streak of Consecutive Games with HR..... | 3 |
| Longest Streak of Consecutive Games with HR..... | 10 |
| Opponent HR Total..... | 38 |
| Last HR Given Up..... | 3R |
| Current Streak of No HR Allowed..... | 0 |
| Longest Stretch without HR Allowed..... | 5 |

COMEBACKS

defined as any win when trailing after an inning

| Date / Opponent | Score (Inn.) | Final |
|------------------------------|--------------|----------|
| Feb. 22 / #22 TCU | 0-1 (6) | W, 2-1 |
| Feb. 28 / Charlotte | 1-5 (3) | W, 11-10 |
| March 15 / at #13 Ole Miss | 1-2 (4) | W, 12-3 |
| March 16 / at #13 Ole Miss | 8-9 (8) | W, 12-9 |
| March 30 / at #14 Vanderbilt | 2-3 (7) | W, 7-3 |
| April 8 / Arkansas State | 1-2 (4) | W, 7-3 |
| April 11 / at #7 Georgia | 0-3 (3) | W, 13-3 |
| April 18 / Texas A&M (DH-1) | 2-4 (2) | W, 11-5 |

BLOWN LEADS

defined as any loss when leading after an inning

| Date / Opponent | Score (Inn.) | Final |
|---------------------------|--------------|---------------|
| March 25 / Missouri State | 13-8 (8) | L, 14-13 (10) |
| April 25 / at Florida | 2-0 (2) | L, 6-4 |

TEAM GAME HIGHS

Team Batting

| | | |
|------------------|----|--------------------------------|
| At bats: | 44 | at #13 Ole Miss (March 16) |
| | 44 | vs. Missouri State (March 25) |
| | 44 | at #7 Georgia (April 13) |
| Runs scored: | 21 | vs. Missouri (April 5) |
| Hits: | 18 | vs. UAPB (April 15) |
| RBI: | 20 | vs. Missouri (April 5) |
| Doubles: | 6 | vs. Washington State (Feb. 14) |
| Triples: | 1 | (7 times) |
| Home runs: | 5 | vs. Portland (March 7) |
| | 5 | at #13 Ole Miss (March 15) |
| | 5 | vs. South Carolina (March 23) |
| Total bases: | 33 | vs. UAPB (April 15) |
| Walks: | 14 | vs. Missouri (April 5) |
| Strikeouts: | 16 | at Florida (April 25) |
| Sac hits: | 2 | vs. South Carolina (March 23) |
| | 2 | at #14 Vanderbilt (March 29) |
| Sac flies: | 2 | (6 times) |
| Stolen bases: | 3 | vs. Washington State (Feb. 14) |
| | 3 | vs. Arkansas State (April 8) |
| Hit by pitch: | 4 | vs. South Carolina (March 22) |
| | 4 | vs. Missouri (April 5) |
| Caught stealing: | 2 | vs. Charlotte (March 2) |
| | 2 | vs. Oral Roberts (March 19) |
| | 2 | vs. Arkansas State (April 8) |
| Runners LOB: | 12 | vs. Grambling (Feb. 25) |
| | 12 | vs. Oral Roberts (March 18) |
| | 12 | vs. Missouri (April 5) |
| Hit into DP: | 3 | vs. Oral Roberts (March 18) |

Fielding

| | | |
|---------------|----|--|
| Putouts: | 35 | at #7 Georgia (April 13) |
| Assists: | 14 | vs. Kansas State (Feb. 21 in Arlington, Texas) |
| | 14 | vs. South Carolina (March 23) |
| Errors: | 2 | (8 times) |
| Passed balls: | 1 | (5 times) |
| DPs turned: | 3 | vs. South Carolina (March 22) |

Pitching

| | | |
|------------------|------|--------------------------------|
| Innings pitched: | 11.2 | at #7 Georgia (April 13) |
| Runs allowed: | 14 | vs. Missouri State (March 25) |
| Earned runs: | 12 | vs. Missouri State (March 25) |
| Walks allowed: | 8 | at #13 Ole Miss (March 16) |
| Strikeouts: | 19 | vs. Missouri State (March 25) |
| Hits allowed: | 15 | vs. Charlotte (Feb. 28) |
| Doubles allowed: | 6 | at #13 Ole Miss (March 14) |
| Triples allowed: | 1 | vs. Washington State (Feb. 15) |
| | 1 | vs. Charlotte (Feb. 28) |
| | 1 | vs. Portland (March 7) |
| Homers allowed: | 4 | at #13 Ole Miss (March 16) |
| | 4 | vs. Missouri State (March 25) |
| Wild pitches: | 3 | (4 times) |
| Hit batters: | 3 | (4 times) |

INDIVIDUAL GAME HIGHS

Individual Batting

| | | |
|------------------|----|---|
| At bats: | 6 | (7 times) |
| Runs scored: | 5 | Wehiwa Aloy vs. Portland (March 7) |
| Hits: | 4 | (7 times) |
| RBI: | 8 | Brent Iredale vs. Portland (March 7) |
| Doubles: | 3 | Reese Robinett vs. UAPB (April 15) |
| Triples: | 1 | (7 times) |
| Home runs: | 2 | (11 times) |
| Total bases: | 10 | Brent Iredale vs. Portland (March 7) |
| | 10 | Cam Kozeal vs. Missouri (April 6) |
| Walks: | 3 | (4 times) |
| Strikeouts: | 4 | Kuhio Aloy vs. Missouri (April 5) |
| Sac hits: | 1 | (12 times) |
| Sac flies: | 1 | (22 times) |
| Stolen bases: | 3 | Nolan Souza vs. Arkansas State (April 8) |
| Hit by pitch: | 2 | Wehiwa Aloy vs. Washington State (Feb. 14) |
| | 2 | Brent Iredale vs. Oral Roberts (March 19) |
| | 2 | Logan Maxwell vs. South Carolina (March 22) |
| Caught stealing: | 1 | (12 times) |
| Runners LOB: | 6 | Kuhio Aloy vs. Missouri (April 6) |

Fielding

| | | |
|---------------|----|--|
| Putouts: | 18 | Ryder Helfrick at #7 Georgia (April 13) |
| Assists: | 6 | Wehiwa Aloy vs. South Carolina (March 22) |
| | 6 | Wehiwa Aloy vs. Arkansas State (April 8) |
| | 6 | Brent Iredale vs. Little Rock (April 23) |
| Errors: | 2 | Wehiwa Aloy vs. Michigan (Feb. 23 in Arlington, Texas) |
| | 2 | Brent Iredale vs. Texas A&M (April 17) |
| Passed balls: | 1 | (5 times) |

Pitching

| | | |
|------------------|-----|---|
| Innings pitched: | 7.2 | Zach Root at #14 Vanderbilt (March 28) |
| Runs allowed: | 9 | Gabe Gaekle vs. Charlotte (Feb. 28) |
| Earned runs: | 9 | Gabe Gaekle vs. Charlotte (Feb. 28) |
| Walks allowed: | 4 | Gabe Gaekle vs. Kansas State (Feb. 21 in Arlington, Texas) |
| Strikeouts: | 10 | Zach Root vs. #22 TCU (Feb. 22 in Arlington, Texas) |
| | 10 | Zach Root vs. Portland (March 8) |
| Hits allowed: | 10 | Gabe Gaekle vs. Charlotte (Feb. 28) |
| | 10 | Zach Root at #13 Ole Miss (March 14) |
| Doubles allowed: | 4 | Zach Root at #13 Ole Miss (March 14) |
| Triples allowed: | 1 | Gage Wood vs. Washington State (Feb. 15) |
| | 1 | Gabe Gaekle vs. Charlotte (Feb. 28) |
| | 1 | Gabe Gaekle vs. Portland (March 7) |
| Homers allowed: | 2 | (5 times) |
| Wild pitches: | 2 | (7 times) |
| Hit batters: | 2 | Christian Foutch vs. Charlotte (Feb. 28) |
| | 2 | Landon Beidelschies at #14 Vanderbilt (March 30) |
| | 2 | Tate McGuire vs. Grambling (April 1 in North Little Rock, Ark.) |



Zach Root has matched his career high in strikeouts (10) twice this season: vs. #22 TCU (Feb. 22) in the Amegy College Baseball Series at Globe Life Field in Arlington, Texas & vs. Portland (March 8).

THE LAST TIME AN ARKANSAS PLAYER...

| | |
|--|--|
| 4 hits in a game..... | Kuhio Aloy vs. UAPB, April 15, 2025 |
| 5 hits in a game..... | Peyton Stovall vs. Missouri State, May 1, 2024 |
| 6 hits in a game..... | Jeremy Jackson vs. Northeastern (Okla.), April 16, 1997 |
| Multiple hits in six consecutive games..... | Charles Davalan at #13 Ole Miss, vs. Oral Roberts & vs. South Carolina, March 14-21, 2025 |
| Multiple hits in seven consecutive games..... | Kuhio Aloy vs. Grambling, vs. Charlotte, vs. ULM & vs. Portland, Feb. 25-March 7, 2025 |
| 2 hits in an inning..... | Ryder Helfrick (1B, 1B) & Wehiwa Aloy (2B, 3B) vs. Oral Roberts (4th), March 19, 2025 |
| 2 doubles in an inning..... | Harold Coll vs. SEMO (6th), March 21, 2023 |
| 2 extra-base hits in an inning..... | Wehiwa Aloy (2B, 3B) vs. Oral Roberts (4th), March 19, 2025 |
| Reached base twice in an inning..... | Gabe Fraser (BB, BB) at #7 Georgia (9th), April 11, 2025 |
| 2 doubles in a game..... | Cam Kozeal at #7 Georgia, April 12, 2025 |
| 3 doubles in a game..... | Reese Robinett vs. UAPB, April 15, 2025 |
| 4 doubles in a game..... | Rodney Nye vs. Louisiana Tech, March 31, 1998 |
| 3 consecutive at-bats with a double..... | Hudson White vs. James Madison, Feb. 17-18, 2024 |
| 4 consecutive games with a double..... | Cam Kozeal vs. Missouri & vs. Arkansas State, April 5-8, 2025 |
| Led off a game with a triple..... | Braydon Webb vs. #2 Stanford (College World Series), June 18, 2022 |
| 2 triples in a game..... | Jax Biggers vs. Auburn (SEC Tournament), May 25, 2017 |
| Led off a game with a home run..... | Peyton Stovall vs. Texas Tech, April 17, 2024 |
| 2 home runs in a game..... | Justin Thomas Jr. (Solo, 2R) vs. Texas A&M [DH-1], April 18, 2025 |
| 3 home runs in a game..... | Chad Spanberger (Solo, 2R, GS) vs. Auburn (SEC Tournament), May 25, 2017 |
| 2 home runs in an SEC Tournament game..... | Peyton Holt (3R, Solo) vs. #2 Kentucky (SEC Tournament), May 23, 2024 |
| 2 home runs in an NCAA Tournament game..... | Ben McLaughlin (3R, 3R) & Hudson White (Solo, 3R) vs. SEMO (NCAA Regional), May 31, 2024 |
| Grand slam..... | Gabe Fraser vs. Missouri State, March 25, 2025 |
| Grand slam in consecutive games..... | Cayden Wallace vs. UIC, March 12-13, 2022 |
| Grand slam in an SEC Tournament game..... | Jared Wegner vs. Texas A&M (SEC Tournament), May 24, 2023 |
| HR in consecutive at-bats..... | Justin Thomas Jr. vs. Texas A&M [DH-1], April 18, 2025 |
| HR in 2 straight games..... | Wehiwa Aloy vs. Little Rock & at Florida, April 23-25, 2025 |
| HR in 3 straight games..... | Wehiwa Aloy vs. UAPB & Texas A&M, April 15-18, 2025 |
| HR in 4 straight games..... | Wehiwa Aloy at Georgia, vs. UAPB & Texas A&M, April 13-18, 2025 |
| HR in 5 straight games..... | Aaron Murphree vs. OSU, South Dakota State & Siena, March 2-8, 2008 |
| HR in 6 straight games..... | Aaron Murphree vs. OSU, South Dakota State & Siena, March 2-9, 2008 |
| Pinch-hit home run..... | Reese Robinett at #1 LSU, March 24, 2023 |
| Pinch-hit home run in an SEC game..... | Reese Robinett at #1 LSU, March 24, 2023 |
| Pinch-hit home run in an NCAA Tournament game..... | Charlie Welch vs. #19 Nebraska (NCAA Regional), June 7, 2021 |
| Back-to-back home runs..... | Wehiwa Aloy (Solo) & Kuhio Aloy (Solo) at #13 Ole Miss, March 15, 2025 |
| Back-to-back-to-back home runs..... | Charles Davalan (2R), Wehiwa Aloy (Solo) & Kuhio Aloy (Solo) at #13 Ole Miss, March 15, 2025 |
| Walk-off home run (non-run rule)..... | Kendall Diggs vs. Texas A&M (SEC Tournament), May 24, 2023 |
| Walk-off home run in an SEC game..... | Kendall Diggs vs. Ole Miss, April 30, 2022 |
| Walk-off home run in an SEC Tournament game..... | Kendall Diggs vs. Texas A&M (SEC Tournament), May 24, 2023 |
| Inside-the-park home run..... | Casey Martin vs. Kentucky, May 3, 2019 |
| Little League home run..... | Justin Thomas Jr. vs. Little Rock, April 22, 2025 |
| Hit a home run from both sides of the plate in a game..... | Dylan Leach vs. UCA, April 5, 2022 |
| Hit for the cycle..... | Dylan Leach vs. UCA, April 5, 2022 |
| 4 runs in a game..... | Wehiwa Aloy vs. Missouri [DH-2], April 6, 2024 |
| 5 runs in a game..... | Wehiwa Aloy vs. Portland, March 7, 2025 |
| 6 runs in a game..... | Trevor Ezell vs. Grambling, April 30, 2019 |
| 4 RBI in a game..... | Kuhio Aloy vs. UAPB, April 15, 2025 |
| 5 RBI in a game..... | Cam Kozeal vs. Missouri, April 5, 2025 |
| 6 RBI in a game..... | Cam Kozeal vs. Missouri [DH-2], April 6, 2024 |
| 7 RBI in a game..... | Charles Davalan vs. Missouri [DH-1], April 6, 2024 |
| 8 RBI in a game..... | Brent Iredale vs. Portland, March 7, 2025 |
| 9 RBI in a game (program record)..... | Ryan Lundquist vs. Central Missouri St., March 4, 1997 |

THE LAST TIME AN ARKANSAS PLAYER...

| | |
|--|---|
| 2 walks in an inning..... | Gabe Fraser at #7 Georgia (9th), April 11, 2025 |
| 4 walks in a game..... | Braydon Webb vs. Mississippi State, April 1, 2022 |
| 5 walks in a game (program record)..... | Jared Wegner vs. Louisiana Tech, March 12, 2023 |
| Hit by 2 pitches in an inning..... | Logan Maxwell vs. South Carolina (1st), March 22, 2025 |
| 2 stolen bases in a game..... | Wehiwa Aloy vs. Grambling, April 1, 2025 |
| 3 stolen bases in a game..... | Nolan Souza vs. Arkansas State, April 8, 2025 |
| 4 stolen bases in a game..... | Logan Forsythe vs. Ole Miss, May 19, 2007 |
| Stole home..... | Bobby Wernes vs. Ole Miss, March 28, 2015 |
| 2 errors in a game..... | Brent Iredale vs. Texas A&M, April 17, 2025 |
| 3 errors in a game..... | Bobby Wernes at LSU, April 12, 2014 |
| 4 errors in a game..... | Chris Shaddy vs. TCU, April 27, 1980 |
| No-hitter (9 innings)..... | Scott Roehl vs. Kansas St., March 20, 2001 |
| Combined no-hitter (9 innings)..... | Nick Schmidt (6.0 IP), Brian McLelland (1.0 IP) & Devin Collis (2.0 IP) vs. Oklahoma State, February 12, 2006 |
| Combined no-hitter (7 innings)..... | Dominic Taccolini (2.0 IP), Matt Cronin (3.0 IP) & Josh Alberius (2.0 IP) vs. Auburn (SEC Tournament), May 25, 2017 |
| 1-hitter (9 innings)..... | Brett Eibner vs. Georgia, April 19, 2009 |
| 1-hitter (7 innings)..... | Trevor Stephan (7.0 IP) at Tennessee, May 6, 2017 |
| Combined 1-hitter (9 innings)..... | Brady Tygart (4.2 IP) & Will McEntire (4.1 IP) vs. Missouri, March 16, 2024 |
| Combined 1-hitter (7 innings)..... | Colin Fisher (2.0 IP), Tate McGuire (3.0 IP), Dylan Carter (1.0 IP) & Steele Eaves (1.0) vs. Oral Roberts, March 19, 2025 |
| 2-hitter (9 innings)..... | Keaton McKinney vs. Alabama (SEC Tournament), May 2, 2014 |
| 2-hitter (7 innings)..... | Kacey Murphy vs. Florida (SEC Tournament), May 27, 2017 |
| Combined 2-hitter (9 innings)..... | Ben Bybee (5.0 IP), Christian Foutch (1.0 IP), Gage Wood (1.0 IP), Hunter Dietz (0.1 IP) & Stone Hewlett (1.2 IP) vs. San Jose State, April 9, 2024 |
| Combined 2-hitter (7 innings)..... | Ben Bybee (3.0 IP), Dylan Carter (2.0 IP), Christian Foutch (1.0 IP) & Stone Hewlett (1.0 IP) vs. Little Rock, March 26, 2024 |
| 3-hitter (9 innings)..... | Will McEntire (9.0 IP) vs. Louisiana Tech, March 11, 2023 |
| 3-hitter (7 innings)..... | N/A |
| Combined 3-hitter (9 innings)..... | Zach Root (7.2 IP), Aiden Jimenez (0.1 IP) & Dylan Carter (1.1 IP) at #14 Vanderbilt, March 28, 2025 |
| Combined 3-hitter (7 innings)..... | Tate McGuire (5.0 IP), Dylan Carter (1.0 IP) & Carson Wiggins (1.0 IP) vs. Little Rock, April 22, 2025 |
| Complete game (9 innings)..... | Hunter Hollan vs. #6 South Carolina, May 14, 2023 |
| Complete game (7 innings)..... | Zach Root vs. South Carolina, March 21, 2025 |
| Complete game (10 innings)..... | Dominic Taccolini at #12 Kentucky, April 22, 2016 |
| Complete-game shutout (9 innings)..... | Dominic Taccolini at #12 Kentucky, April 22, 2016 |
| Complete-game shutout (7 innings)..... | Kacey Murphy vs. Florida (SEC Tournament), May 27, 2017 |
| 10-inning or more start..... | Dominic Taccolini at #12 Kentucky (10 innings), April 22, 2016 |
| Had 10 strikeouts..... | Zach Root vs. Portland, March 8, 2025 |
| Had 11 strikeouts..... | Hagen Smith #14 Mississippi State, May 10, 2024 |
| Had 12 strikeouts..... | Hagen Smith at #23 Auburn, March 21, 2024 |
| Had 13 strikeouts..... | Isaiah Campbell vs. Stony Brook, March 1, 2019 |
| Had 14 strikeouts..... | Hagen Smith at #5 Texas A&M, May 16, 2024 |
| Had 15 strikeouts..... | Nick Schmidt vs. Auburn, May 18, 2006 |
| Had 16 strikeouts..... | David Walling vs. Eastern Illinois, Feb. 20, 1998 |
| Had 17 strikeouts (program record)..... | Hagen Smith vs. #7 Oregon State, Feb. 23, 2024 |
| Had 10 or more strikeouts in two consecutive outings..... | Hagen Smith vs. #14 Mississippi State (11) & at #5 Texas A&M (14), May 10-16, 2024 |
| Had 10 or more strikeouts in three consecutive outings..... | Hagen Smith at #8 Kentucky (14), vs. #14 Mississippi State (11) & at #5 Texas A&M (14), May 3-16, 2024 |
| Had 10 or more strikeouts in four consecutive outings..... | Hagen Smith vs. Florida (11), at #8 Kentucky (14), vs. #14 Mississippi State (11) & at #5 Texas A&M (15), April 26-May 16, 2024 |
| Had 10 or more strikeouts in five consecutive outings..... | H. Smith at #20 S Carolina (11), vs. Florida (11), at #8 Kentucky (14), vs. #14 Mississippi St (11) & at #5 Texas A&M (14), April 19-May 16, 2024 |
| Had 12 or more strikeouts in consecutive outings..... | Hagen Smith vs. #7 Oregon State (17) & Murray State (12), Feb. 23-March 1, 2024 |
| Had four strikeouts in an inning..... | Stone Hewlett vs. UCA, March 5, 2024 |
| Threw an immaculate inning (9 pitches, 9 strikes, 3 strikeouts)..... | Parker Coil vs. Charlotte, March 2, 2025 |
| Consecutive starts of seven or more innings..... | Zach Root vs. South Carolina (7.0 IP) & at #14 Vanderbilt (7.2 IP), March 21-28, 2025 |
| Pitched in five consecutive games..... | Stone Hewlett at #23 Auburn, vs. Little Rock & vs. #8 LSU, March 22-29, 2024 |

THE LAST TIME AN ARKANSAS TEAM...

| | |
|---|--|
| Scored 10 runs | vs. Little Rock, April 22, 2025 |
| Scored 11 runs | vs. Texas A&M [DH-1], April 18, 2025 |
| Scored 12 runs | vs. South Carolina, March 22, 2025 |
| Scored 13 runs | vs. UAPB, April 15, 2025 |
| Scored 14 runs | vs. Missouri [DH-1], April 6, 2025 |
| Scored 15 runs | vs. ULM, March 5, 2025 |
| Scored 16 runs | vs. Missouri [DH-2], April 6, 2025 |
| Scored 17 runs | vs. SEMO (NCAA Regional), May 31, 2024 |
| Scored 18 runs | vs. McNeese, March 10, 2024 |
| Scored 19 runs | vs. Northwestern State, April 23, 2019 |
| Scored 20 runs | vs. Portland, March 7, 2025 |
| Scored 21 runs | vs. Missouri, April 5, 2025 |
| Scored 22 runs | vs. Louisiana Tech, Feb. 14, 2004 |
| Scored 23 runs | Never |
| Scored 24 runs | Missouri Southern, Feb. 11, 1998 |
| Scored 25 runs | Missouri Southern, Feb. 4, 2001 |
| Scored 26 runs | vs. UAPB, April 14, 2021 |
| Scored 27 runs | Never |
| Scored 28 runs | vs. Wisconsin-Milwaukee (DH-2), Feb. 18, 2007 |
| Scored 29 runs | Morningside, April 6, 1968 |
| Scored 30 runs | at South Carolina, March 30, 1997 |
| Scored 31 runs | Never |
| Scored 32 runs | vs. Bucknell, Feb. 17, 2018 |
| Scored 33 runs | vs. Southwest Baptist, March 21, 1984 |
| Scored 20 or more runs against an SEC opponent | vs. Missouri (21), April 5, 2025 |
| Scored 30 or more runs against an SEC opponent | at South Carolina (30), March 30, 1997 |
| Scored 50 or more runs in an SEC weekend series | 51 vs. Missouri, April 5-6, 2025 |
| Scored 4 runs in an inning | vs. Little Rock (3rd), April 22, 2025 |
| Scored 5 runs in an inning | vs. Little Rock (2nd), April 22, 2025 |
| Scored 6 runs in an inning | vs. Texas A&M [DH-1] (5th), April 18, 2025 |
| Scored 7 runs in an inning | at #7 Georgia (9th), April 11, 2025 |
| Scored 8 runs in an inning | vs. South Carolina (1st), March 22, 2025 |
| Scored 9 runs in an inning | vs. Arkansas State (3rd), April 2, 2024 |
| Scored 10 runs in an inning | vs. Charlotte (4th), Feb. 28, 2025 |
| Scored 11 runs in an inning | vs. UAPB (5th), April 14, 2021 |
| Scored 12 runs in an inning | vs. Oral Roberts (4th), March 19, 2025 |
| Scored 13 runs in an inning | Never |
| Scored 14 runs in an inning | vs. Saint Louis (1st), April 7, 2010 |
| Had 10 hits | at #13 Ole Miss, March 14, 2025 |
| Had 11 hits | vs. Little Rock, April 22, 2025 |
| Had 12 hits | vs. Texas A&M [DH-1], April 18, 2025 |
| Had 13 hits | vs. South Carolina, March 23, 2025 |
| Had 14 hits | vs. Missouri, April 5, 2025 |
| Had 15 hits | vs. South Carolina, March 21, 2025 |
| Had 16 hits | vs. Missouri [DH-1], April 6, 2025 |
| Had 17 hits | vs. #16 NC State (NCAA Super Regional), June 11, 2021 |
| Had 18 hits | vs. UAPB, April 15, 2025 |
| Had 19 hits | vs. UCA, April 5, 2022 |
| Had 20 hits | vs. Grambling, Feb. 27, 2024 |
| Had 21 hits | vs. #2 Stanford (College World Series), June 18, 2022 |
| Had 22 hits | at #6 Vanderbilt, April 14, 2019 |
| Had 23 hits | Centenary, March 31, 1999 |
| Had 24 hits | Georgia, March 17, 2001 |
| Had 25 hits | at Centenary, March 23, 2005 |
| Had 26-29 hits | 28 at South Carolina, March 30, 1997 |
| Had 30 hits | vs. Saint Louis, April 7, 2010 |
| Had 31+ hits | 32 vs. Southwest Baptist, March 21, 1984 |
| Hit four home runs in a game | 4 - Wehiwa Aloy (1), Zane Becker (1), Kuhio Aloy (1) & Cam Kozeal (1) vs. UAPB, April 15, 2025 |
| Hit five home runs in a game | 5 - Ryder Helfrick (2), Charles Davalan (1), Brent Iredale (1) & Justin Thomas Jr. (1) vs. South Carolina, March 23, 2025 |
| Hit six home runs in a game | 6 - Ben McLaughlin (2), Hudson White (2), Wehiwa Aloy (1) & Kendall Diggs (1) vs. SEMO (NCAA Regional), May 31, 2024 |
| Hit seven home runs in a game | 7 - Robert Moore (2), Jalen Battles (1), Chris Lanzilli (1), Brady Slavens (1), Michael Turner (1) & Cayden Wallace (1) vs. UCA, April 5, 2022 |
| Hit eight or more home runs in a game | 8 - Matt Goodheart (2), Brady Slavens (2), Cullen Smith (2) & Charlie Welch (2) vs. UAPB, April 14, 2021 |

THE LAST TIME AN ARKANSAS TEAM...

| | |
|--|--|
| Hit two grand slams in a game..... | vs. Grambling, Feb. 27, 2024 |
| Hit a grand slam in two consecutive games..... | vs. South Carolina & vs. Missouri State, March 23-25, 2025 |
| Hit a grand slam in three consecutive games..... | vs. UIC & vs. Grambling, March 12-15, 2022 |
| Had two brothers hit home runs in the same game..... | Wehiwa Aloy (2nd) & Kuhio Aloy (3rd) vs. UAPB, April 15, 2025 |
| Had two brothers hit back-to-back home runs..... | Wehiwa Aloy (Solo) & Kuhio Aloy (Solo) at #13 Ole Miss, March 15, 2025 |
| 3 errors in a game..... | vs. #2 Kentucky (SEC Tournament), May 23, 2024 |
| 4 errors in a game..... | vs. Michigan, Feb. 25, 2024 |
| 5 errors in a game..... | vs. South Carolina (SEC Tournament), May 23, 2018 |
| 6 errors in a game..... | vs. Eastern Illinois, March 5, 2016 |
| 7 errors in a game..... | vs. LA Tech, March 20, 2001 |
| Overcame a seven-run deficit to win..... | vs. Texas Tech, April 16, 2024 |
| Overcame an eight-run deficit to win..... | vs. Charlotte, Feb. 28, 2025 |
| Overcame a nine-run deficit to win..... | at Louisiana Tech, March 1, 2017 |
| Four consecutive run-rule wins..... | vs. ULM & Portland, March 4-8, 2025 |
| Shut out an opponent at home..... | vs. Little Rock, April 23, 2025 |
| Shut out an opponent on the road..... | at #14 Vanderbilt, March 28, 2025 |
| Shut out an SEC opponent at home..... | vs. Missouri, March 16, 2024 |
| Shut out an SEC opponent on the road..... | at #14 Vanderbilt, March 28, 2025 |
| Shut out by an SEC opponent at home..... | vs. #24 Vanderbilt, May 15, 2022 |
| Shut out by an SEC opponent on the road..... | at #5 Texas A&M, May 16, 2024 |
| Threw consecutive shutouts..... | vs. Little Rock (10-0 [7 inn.], 4-0 [9 inn.]), April 22-23, 2025 |
| Threw consecutive seven-inning shutouts..... | vs. UAPB [DH-1 & DH-2] (15-0, 6-0), April 12, 2022 |
| Threw consecutive nine-inning shutouts..... | vs. Missouri (8-0, 6-0), March 15-16, 2024 |
| Threw consecutive seven-inning shutouts against an SEC opponent..... | vs. South Carolina (2-0, 3-0) April 14, 2018 |
| Threw back-to-back nine-inning shutouts against an SEC opponent..... | vs. Missouri (8-0, 6-0), March 15-16, 2024 |
| Most consecutive shutouts thrown..... | 4, vs. Wisconsin, March 15-16, 1980 |
| Struck out 20 or more opposing batters..... | at #5 Texas A&M (20), May 16, 2024 |
| Struck out 23 or more opposing batters..... | vs. #7 Oregon State (23), Feb. 23, 2024 |
| Struck out 25 or more opposing batters (program record)..... | vs. Oklahoma State (25), Feb. 24, 2024 |
| Struck out 10-plus opposing batters in 10 consecutive games..... | vs. #7 Oregon State, Oklahoma State, Michigan, Grambling, Murray State, UCA & McNeese, Feb. 23-March 9, 2024 |
| Struck out 20-plus opposing batters in back-to-back games..... | vs. #7 Oregon State & Oklahoma State, Feb. 23-24, 2024 |
| Had starting pitchers record double-digit strikeouts in three consecutive games..... | Hagen Smith (12), Brady Tygart (10) & Mason Molina (10) vs. Murray State, March 1-3, 2024 |
| Was shut out..... | at #5 Texas A&M (1-0), May 16, 2024 |
| Was shut out in back-to-back games..... | vs. LSU (7-0, 6-0), April 23-24, 2005 |
| Held to 1 hit..... | vs. Missouri State, May 17, 2016 |
| Held to 2 hits..... | vs. #24 Vanderbilt, May 15, 2022 |
| Held to 3 hits..... | vs. #22 TCU, Feb. 22, 2025 |
| Did not strikeout..... | vs. Eastern Illinois, Feb. 16, 2019 |
| Swept an SEC home weekend series..... | vs. Missouri, April 5-6, 2025 |
| Swept an SEC road weekend series..... | at #14 Vanderbilt, March 28-30, 2025 |
| Was swept in an SEC home weekend series..... | vs. Alabama, May 13-15, 2016 |
| Was swept in an SEC road weekend series..... | at Georgia, April 20-22, 2023 |
| Swept a non-conference home weekend series..... | vs. Portland, March 7-9, 2025 |
| Swept a non-conference road weekend series..... | at Northwestern State, Feb. 16-18, 1996 |
| Was swept in a non-conference home weekend series..... | vs. Long Beach State, Feb. 25-27, 2000 |
| Was swept in a non-conference road weekend series..... | at UNLV, March 19-21, 1994 |
| Won an SEC home weekend series..... | vs. South Carolina, March 21-23, 2025 |
| Won an SEC road weekend series..... | at #14 Vanderbilt, March 28-30, 2025 |
| Lost an SEC home weekend series..... | vs. Texas A&M, April 17-18, 2025 |
| Lost an SEC road weekend series..... | at #7 Georgia, April 11-13, 2025 |
| Won a non-conference home weekend series..... | vs. Portland, March 7-9, 2025 |
| Won a non-conference road weekend series..... | at Louisiana Tech, March 12-14, 2021 |
| Lost a non-conference home weekend series..... | vs. South Alabama, Feb. 28-March 1, 2014 |
| Lost a non-conference road weekend series..... | at Texas A&M, Feb. 27-29, 2004 |
| Lost a midweek game..... | vs. Missouri State, March 25, 2025 |



HOME RUN CHART

| No. | Player | Game | Date | Opponent | Pitcher | On Base | Inning | Outs | Count | Score | Final |
|-----|-------------------------|------|----------|-------------------------|---------------------|---------|--------|------|-------|-------|---------------|
| 1 | Kuhio Aloy (1) ! | 2 | Feb. 14 | Washington State [DH-2] | RHP Miles Chandler | 2 | 7th | 0 | 3-1 | 11-2 | W, 14-2 (7) |
| 2 | Brent Iredale (1) * | 3 | Feb. 15 | Washington State | RHP Luke Meyers | 0 | 4th | 0 | 1-0 | 1-2 | W, 5-2 |
| 3 | Brent Iredale (2) | 3 | Feb. 15 | Washington State | LHP Jake Tedesco | 0 | 6th | 1 | 1-2 | 2-2 | W, 5-2 |
| 4 | Wehiwa Aloy (1) | 3 | Feb. 15 | Washington State | LHP Jake Tedesco | 1 | 8th | 0 | 0-0 | 3-2 | W, 5-2 |
| 5 | Kuhio Aloy (2) * | 4 | Feb. 17 | Washington State | RHP Bryce Chambers | 0 | 4th | 0 | 0-2 | 0-0 | W, 12-2 (7) |
| 6 | Wehiwa Aloy (2) * | 5 | Feb. 21 | vs. Kansas State | LHP Jacob Frost | 0 | 6th | 0 | 2-2 | 0-2 | L, 3-2 |
| 7 | Kuhio Aloy (3) | 5 | Feb. 21 | vs. Kansas State | LHP Jacob Frost | 0 | 6th | 1 | 3-2 | 1-2 | L, 3-2 |
| 8 | Wehiwa Aloy (3) | 7 | Feb. 23 | vs. Michigan | RHP David Lally Jr. | 0 | 5th | 2 | 2-1 | 7-1 | W, 8-6 |
| 9 | Ryder Helfrick (1) ^ | 8 | Feb. 25 | Grambling | RHP Landon Clampit | 1 | 5th | 2 | 2-0 | 10-2 | W, 14-3 (7) |
| 10 | Justin Thomas Jr. (1) ^ | 8 | Feb. 25 | Grambling | RHP Landon Clampit | 0 | 5th | 2 | 1-0 | 12-2 | W, 14-3 (7) |
| 11 | Charles Davalan (1) | 9 | Feb. 28 | Charlotte | RHP Mike Szturma | 0 | 3rd | 2 | 3-2 | 0-5 | W, 11-10 |
| 12 | Logan Maxwell (1) * | 9 | Feb. 28 | Charlotte | RHP Mike Szturma | 0 | 5th | 0 | 0-1 | 1-9 | W, 11-10 |
| 13 | Logan Maxwell (2) | 10 | March 1 | Charlotte | RHP Blake Gillespie | 1 | 3rd | 2 | 1-1 | 1-2 | W, 8-5 |
| 14 | Kuhio Aloy (4) | 10 | March 1 | Charlotte | RHP Joseph Taylor | 1 | 7th | 2 | 1-0 | 6-5 | W, 8-5 |
| 15 | Cam Kozeal (1) * | 12 | March 4 | ULM | LHP Brennan Eager | 0 | 2nd | 0 | 3-2 | 1-0 | W, 14-1 (7) |
| 16 | Ryder Helfrick (2) * | 12 | March 4 | ULM | RHP Zach Shaw | 0 | 4th | 0 | 0-1 | 3-0 | W, 14-1 (7) |
| 17 | Brent Iredale (3) | 12 | March 4 | ULM | RHP Zach Shaw | 1 | 4th | 1 | 3-1 | 7-0 | W, 14-1 (7) |
| 18 | Kuhio Aloy (5) ! | 12 | March 4 | ULM | RHP Austin Ackel | 3 | 7th | 1 | 3-2 | 10-1 | W, 14-1 (7) |
| 19 | Charles Davalan (2) | 13 | March 5 | ULM | RHP Joey Cirelli | 3 | 3rd | 1 | 1-2 | 3-3 | W, 15-3 (7) |
| 20 | Kendall Diggs (1) | 13 | March 5 | ULM | RHP Daniel Gonzalez | 0 | 4th | 1 | 0-0 | 7-3 | W, 15-3 (7) |
| 21 | Kuhio Aloy (6) | 13 | March 5 | ULM | RHP Brandon Brewer | 2 | 5th | 1 | 0-2 | 9-3 | W, 15-3 (7) |
| 22 | Nolan Souza (1) ! | 13 | March 5 | ULM | RHP Jace Duhon | 2 | 7th | 2 | 1-1 | 12-3 | W, 15-3 (7) |
| 23 | Brent Iredale (4) | 14 | March 7 | Portland | RHP Carter Gaston | 2 | 2nd | 1 | 2-1 | 7-2 | W, 20-3 (7) |
| 24 | Nolan Souza (2) | 14 | March 7 | Portland | RHP Carter Gaston | 0 | 2nd | 2 | 1-2 | 10-2 | W, 20-3 (7) |
| 25 | Wehiwa Aloy (4) | 14 | March 7 | Portland | RHP Carter Gaston | 1 | 3rd | 0 | 0-0 | 11-2 | W, 20-3 (7) |
| 26 | Brent Iredale (5) | 14 | March 7 | Portland | RHP JT Landwehr | 2 | 5th | 1 | 0-0 | 15-2 | W, 20-3 (7) |
| 27 | Wehiwa Aloy (5) | 14 | March 7 | Portland | RHP JT Landwehr | 1 | 6th | 2 | 3-1 | 18-2 | W, 20-3 (7) |
| 28 | Justin Thomas Jr. (2) | 15 | March 8 | Portland | RHP Kaden Segel | 1 | 4th | 2 | 1-1 | 3-0 | W, 10-0 (7) |
| 29 | Wehiwa Aloy (6) | 15 | March 8 | Portland | RHP Kaden Segel | 1 | 4th | 2 | 1-0 | 5-0 | W, 10-0 (7) |
| 30 | Charles Davalan (3) | 15 | March 8 | Portland | RHP Kaden Segel | 0 | 6th | 2 | 2-2 | 7-0 | W, 10-0 (7) |
| 31 | Kendall Diggs (2) ! | 15 | March 8 | Portland | RHP Nolan Umlandt | 1 | 7th | 2 | 0-1 | 8-0 | W, 10-0 (7) |
| 32 | Brent Iredale (6) | 16 | March 9 | Portland | LHP Ryan Rembisz | 2 | 1st | 1 | 0-1 | 0-0 | W, 5-3 |
| 33 | Ryder Helfrick (3) * | 16 | March 9 | Portland | LHP Ryan Rembisz | 0 | 2nd | 0 | 3-1 | 3-1 | W, 5-3 |
| 34 | Brent Iredale (7) | 17 | March 11 | UCA | RHP Perry Titlow | 1 | 2nd | 0 | 1-0 | 0-0 | W, 9-2 |
| 35 | Kuhio Aloy (7) | 17 | March 11 | UCA | RHP Jake Jones | 1 | 3rd | 2 | 1-0 | 2-0 | W, 9-2 |
| 36 | Cam Kozeal (2) | 17 | March 11 | UCA | RHP Gavin Alveti | 2 | 4th | 2 | 0-1 | 6-1 | W, 9-2 |
| 37 | Logan Maxwell (3) | 18 | March 14 | at #13 Ole Miss | RHP Mason Morris | 0 | 7th | 1 | 0-0 | 4-10 | L, 10-6 |
| 38 | Charles Davalan (4) | 18 | March 14 | at #13 Ole Miss | RHP Mason Morris | 0 | 9th | 1 | 2-2 | 5-10 | L, 10-6 |
| 39 | Charles Davalan (5) | 19 | March 15 | at #13 Ole Miss | RHP Riley Maddox | 1 | 5th | 0 | 0-1 | 1-2 | W, 12-3 |
| 40 | Wehiwa Aloy (7) | 19 | March 15 | at #13 Ole Miss | RHP Will McCausland | 0 | 5th | 0 | 0-1 | 3-2 | W, 12-3 |
| 41 | Kuhio Aloy (8) | 19 | March 15 | at #13 Ole Miss | RHP Will McCausland | 0 | 5th | 0 | 0-0 | 4-2 | W, 12-3 |
| 42 | Logan Maxwell (4) * | 19 | March 15 | at #13 Ole Miss | RHP Landon Waters | 0 | 9th | 0 | 1-2 | 9-3 | W, 12-3 |
| 43 | Nolan Souza (3) | 19 | March 15 | at #13 Ole Miss | RHP Landon Waters | 0 | 9th | 0 | 1-1 | 10-3 | W, 12-3 |
| 44 | Wehiwa Aloy (8) | 20 | March 16 | at #13 Ole Miss | RHP Brayden Jones | 1 | 6th | 2 | 0-0 | 5-4 | W, 12-3 |
| 45 | Wehiwa Aloy (9) | 20 | March 16 | at #13 Ole Miss | RHP Connor Spencer | 2 | 9th | 2 | 0-1 | 9-9 | W, 12-3 |
| 46 | Nolan Souza (4) | 22 | March 19 | Oral Roberts | RHP Price Allman | 1 | 4th | 0 | 1-1 | 3-0 | W, 16-0 (7) |
| 47 | Logan Maxwell (5) | 22 | March 19 | Oral Roberts | RHP Hudson Hart | 1 | 4th | 2 | 2-2 | 13-0 | W, 16-0 (7) |
| 48 | Logan Maxwell (6) | 23 | March 21 | South Carolina | RHP Matthew Becker | 1 | 4th | 1 | 1-1 | 5-0 | W, 12-2 (7) |
| 49 | Wehiwa Aloy (10) ! | 23 | March 21 | South Carolina | LHP Aydin Palmer | 2 | 7th | 1 | 3-1 | 9-2 | W, 12-2 (7) |
| 50 | Brent Iredale (8) | 24 | March 22 | South Carolina | LHP Jake McCoy | 2 | 1st | 2 | 0-2 | 0-0 | W, 12-3 |
| 51 | Charles Davalan (6) | 24 | March 22 | South Carolina | RHP Roman Kimball | 1 | 3rd | 0 | 2-1 | 8-3 | W, 12-3 |
| 52 | Ryder Helfrick (4) | 25 | March 23 | South Carolina | LHP Jarvis Evans | 0 | 2nd | 2 | 0-0 | 0-2 | W, 11-4 |
| 53 | Charles Davalan (7) | 25 | March 23 | South Carolina | LHP Jarvis Evans | 0 | 3rd | 1 | 3-1 | 1-2 | W, 11-4 |
| 54 | Justin Thomas Jr. (3) | 25 | March 23 | South Carolina | RHP Brendan Sweeney | 1 | 8th | 0 | 0-2 | 4-4 | W, 11-4 |
| 55 | Brent Iredale (9) | 25 | March 23 | South Carolina | RHP Ryder Garino | 3 | 8th | 1 | 0-0 | 6-4 | W, 11-4 |
| 56 | Ryder Helfrick (5) | 25 | March 23 | South Carolina | RHP Ryder Garino | 0 | 8th | 2 | 0-1 | 10-4 | W, 11-4 |
| 57 | Gabe Fraser (1) | 26 | March 25 | Missouri State | RHP Jason Schaaf | 3 | 4th | 2 | 0-0 | 1-4 | L, 14-13 (10) |

* - indicates leadoff home run / ^ - indicates back-to-back home run / ! - indicates walk-off home run / + - indicates pinch-hit home run

HOME RUN CHART |||



| No. | Player | Game | Date | Opponent | Pitcher | On Base | Inning | Outs | Count | Score | Final |
|-----|-------------------------|------|----------|-------------------|-----------------------|---------|--------|------|-------|-------|-------------|
| 58 | Logan Maxwell (7) * | 27 | March 28 | at #14 Vanderbilt | LHP JD Thompson | 0 | 4th | 0 | 2-2 | 1-0 | W, 9-0 |
| 59 | Cam Kozeal (3) | 27 | March 28 | at #14 Vanderbilt | LHP JD Thompson | 1 | 4th | 0 | 0-2 | 2-0 | W, 9-0 |
| 60 | Cam Kozeal (4) | 27 | March 28 | at #14 Vanderbilt | LHP JD Thompson | 0 | 6th | 2 | 1-2 | 4-0 | W, 9-0 |
| 61 | Cam Kozeal (5) | 28 | March 29 | at #14 Vanderbilt | RHP Cody Bowker | 1 | 2nd | 1 | 1-2 | 0-0 | W, 6-4 |
| 62 | Justin Thomas Jr. (4) * | 28 | March 29 | at #14 Vanderbilt | RHP Sawyer Hawks | 0 | 7th | 0 | 1-2 | 2-2 | W, 6-4 |
| 63 | Charles Davalan (8) | 29 | March 30 | at #14 Vanderbilt | RHP Connor Fennell | 1 | 3rd | 1 | 0-0 | 0-0 | W, 7-3 |
| 64 | Charles Davalan (9) * | 29 | March 30 | at #14 Vanderbilt | RHP Alex Kranzler | 0 | 8th | 0 | 2-2 | 2-3 | W, 7-3 |
| 65 | Logan Maxwell (8) | 29 | March 30 | at #14 Vanderbilt | RHP Alex Kranzler | 0 | 8th | 1 | 0-0 | 3-3 | W, 7-3 |
| 66 | Logan Maxwell (9) * | 31 | April 5 | Missouri | RHP Kaden Jacobi | 0 | 3rd | 0 | 1-1 | 2-2 | W, 21-3 (7) |
| 67 | Brent Iredale (10) | 31 | April 5 | Missouri | RHP Kaden Jacobi | 1 | 4th | 2 | 3-2 | 4-2 | W, 21-3 (7) |
| 68 | Charles Davalan (10) | 32 | April 6 | Missouri [DH-1] | LHP Brady Kehlenbrink | 2 | 2nd | 1 | 1-0 | 1-2 | W, 14-4 (7) |
| 69 | Charles Davalan (11) | 32 | April 6 | Missouri [DH-1] | RHP Brock Lucas | 3 | 4th | 1 | 0-1 | 8-4 | W, 14-4 (7) |
| 70 | Carson Boles (1) | 33 | April 6 | Missouri [DH-2] | LHP Tony Neubeck | 2 | 1st | 2 | 1-0 | 2-1 | W, 16-2 (7) |
| 71 | Cam Kozeal (6) | 33 | April 6 | Missouri [DH-2] | RHP PJ Green | 1 | 2nd | 0 | 0-1 | 5-1 | W, 16-2 (7) |
| 72 | Cam Kozeal (7) | 33 | April 6 | Missouri [DH-2] | RHP PJ Green | 3 | 3rd | 1 | 2-2 | 8-2 | W, 16-2 (7) |
| 73 | Charles Davalan (12) | 34 | April 8 | Arkansas State | LHP Carson Keithley | 2 | 5th | 2 | 1-1 | 1-2 | W, 7-3 |
| 74 | Kuhio Aloy (9) | 34 | April 8 | Arkansas State | RHP Cooper Garrison | 1 | 6th | 2 | 1-1 | 4-3 | W, 7-3 |
| 75 | Wehiwa Aloy (11) * | 35 | April 11 | at #7 Georgia | RHP Eric Hammond | 0 | 8th | 0 | 3-1 | 4-3 | W, 13-3 |
| 76 | Ryder Helfrick (6) | 36 | April 12 | at #7 Georgia | RHP Kolten Smith | 0 | 2nd | 2 | 2-0 | 0-3 | L, 7-6 |
| 77 | Kuhio Aloy (10) | 36 | April 12 | at #7 Georgia | RHP DJ Radtke | 1 | 8th | 1 | 0-0 | 3-7 | L, 7-6 |
| 78 | Ryder Helfrick (7) | 37 | April 13 | at #7 Georgia | RHP Leighton Finley | 0 | 4th | 2 | 1-1 | 1-4 | L, 7-6 (12) |
| 79 | Ryder Helfrick (8) * | 37 | April 13 | at #7 Georgia | RHP Tyler McLoughlin | 0 | 9th | 0 | 0-0 | 3-5 | L, 7-6 (12) |
| 80 | Wehiwa Aloy (12) | 37 | April 13 | at #7 Georgia | RHP Tyler McLoughlin | 0 | 9th | 2 | 2-1 | 4-5 | L, 7-6 (12) |
| 81 | Wehiwa Aloy (13) | 38 | April 15 | UAPB | RHP Chris Bedgood | 1 | 2nd | 1 | 0-1 | 3-1 | W, 13-3 (8) |
| 82 | Zane Becker (1) | 38 | April 15 | UAPB | LHP Jayden Brown | 1 | 3rd | 0 | 3-1 | 6-3 | W, 13-3 (8) |
| 83 | Kuhio Aloy (11) | 38 | April 15 | UAPB | LHP Jayden Brown | 1 | 3rd | 2 | 1-1 | 8-3 | W, 13-3 (8) |
| 84 | Cam Kozeal (8) | 38 | April 15 | UAPB | RHP Darrius Brown | 1 | 8th | 1 | 0-0 | 10-3 | W, 13-3 (8) |
| 85 | Wehiwa Aloy (14) | 39 | April 17 | Texas A&M | LHP Ryan Prager | 1 | 3rd | 0 | 0-1 | 2-4 | L, 7-4 |
| 86 | Wehiwa Aloy (15) * | 40 | April 18 | Texas A&M [DH-1] | LHP Justin Lamkin | 0 | 3rd | 0 | 1-1 | 2-4 | W, 11-5 |
| 87 | Justin Thomas Jr. (5) | 40 | April 18 | Texas A&M [DH-1] | LHP Justin Lamkin | 0 | 4th | 2 | 1-2 | 3-4 | W, 11-5 |
| 88 | Justin Thomas Jr. (6) | 40 | April 18 | Texas A&M [DH-1] | RHP Brad Rudis | 1 | 5th | 2 | 3-2 | 8-4 | W, 11-5 |
| 89 | Brent Iredale (11) * | 42 | April 22 | Little Rock | RHP Zach Busick | 0 | 2nd | 0 | 1-2 | 0-0 | W, 10-0 (7) |
| 90 | Wehiwa Aloy (16) * | 43 | April 23 | Little Rock | RHP Blake Van Cleve | 0 | 7th | 0 | 2-1 | 2-0 | W, 4-0 |
| 91 | Wehiwa Aloy (17) | 44 | April 25 | at Florida | RHP Liam Peterson | 0 | 1st | 1 | 1-2 | 0-0 | L, 6-4 |
| 92 | Cam Kozeal (9) * | 44 | April 25 | at Florida | RHP Liam Peterson | 0 | 2nd | 0 | 1-2 | 1-0 | L, 6-4 |
| 93 | Justin Thomas Jr. (7) | 44 | April 25 | at Florida | RHP Luke McNeillie | 1 | 7th | 1 | 2-1 | 2-6 | L, 6-4 |

* - indicates leadoff home run / ^ - indicates back-to-back home run / ! - indicates walk-off home run / + - indicates pinch-hit home run



HOME RUN DATA CHART

| No. | Player | Game | Date | Opponent | Pitcher | Location | Distance | Launch Angle | Exit Velo |
|-----|-----------------------|------|----------|-------------------------|---------------------|----------|-----------------|--------------|----------------|
| 1 | Kuhio Aloy (1) | 2 | Feb. 14 | Washington State [DH-2] | RHP Miles Chandler | LF | 386 feet | 31.7 degrees | 110 mph |
| 2 | Brent Iredale (1) | 3 | Feb. 15 | Washington State | RHP Luke Meyers | LF | 391 feet | 25.3 degrees | 109 mph |
| 3 | Brent Iredale (2) | 3 | Feb. 15 | Washington State | LHP Jake Tedesco | LF | 401 feet | 32.5 degrees | 103 mph |
| 4 | Wehiwa Aloy (1) | 3 | Feb. 15 | Washington State | LHP Jake Tedesco | RC | 414 feet | 31.4 degrees | 105 mph |
| 5 | Kuhio Aloy (2) | 4 | Feb. 17 | Washington State | RHP Bryce Chambers | LF | 340 feet | 21.6 degrees | 98 mph |
| 6 | Wehiwa Aloy (2) | 5 | Feb. 21 | vs. Kansas State | LHP Jacob Frost | RF | 360 feet | 34.9 degrees | 102 mph |
| 7 | Kuhio Aloy (3) | 5 | Feb. 21 | vs. Kansas State | LHP Jacob Frost | LF | 435 feet | 23.1 degrees | 112 mph |
| 8 | Wehiwa Aloy (3) | 7 | Feb. 23 | vs. Michigan | RHP David Lally Jr. | RL | 350 feet | 29.1 degrees | 102 mph |
| 9 | Ryder Helfrick (1) | 8 | Feb. 25 | Grambling | RHP Landon Clampit | LF | 426 feet | 27.5 degrees | 107 mph |
| 10 | Justin Thomas Jr. (1) | 8 | Feb. 25 | Grambling | RHP Landon Clampit | LF | 417 feet | 28.3 degrees | 108 mph |
| 11 | Charles Davalan (1) | 9 | Feb. 28 | Charlotte | RHP Mike Szturma | LF | 358 feet | 29.3 degrees | 92 mph |
| 12 | Logan Maxwell (1) | 9 | Feb. 28 | Charlotte | RHP Mike Szturma | RC | 387 feet | 27.9 degrees | 101 mph |
| 13 | Logan Maxwell (2) | 10 | March 1 | Charlotte | RHP Blake Gillespie | CF | 410 feet | 21.3 degrees | 103 mph |
| 14 | Kuhio Aloy (4) | 10 | March 1 | Charlotte | RHP Joseph Taylor | CF | 412 feet | 19.6 degrees | 111 mph |
| 15 | Cam Kozeal (1) | 12 | March 4 | ULM | LHP Brennan Eager | LC | 401 feet | 21.1 degrees | 103 mph |
| 16 | Ryder Helfrick (2) | 12 | March 4 | ULM | RHP Zach Shaw | LF | 379 feet | 40.7 degrees | 103 mph |
| 17 | Brent Iredale (3) | 12 | March 4 | ULM | RHP Zach Shaw | LC | 427 feet | 30.4 degrees | 109 mph |
| 18 | Kuhio Aloy (5) | 12 | March 4 | ULM | RHP Austin Ackel | LF | 447 feet | 36.0 degrees | 98 mph |
| 19 | Charles Davalan (2) | 13 | March 5 | ULM | RHP Joey Cirelli | RC | 416 feet | 24.7 degrees | 107 mph |
| 20 | Kendall Diggs (1) | 13 | March 5 | ULM | RHP Daniel Gonzalez | RF | 388 feet | 29.4 degrees | 103 mph |
| 21 | Kuhio Aloy (6) | 13 | March 5 | ULM | RHP Brandon Brewer | LC | 402 feet | 17.8 degrees | 107 mph |
| 22 | Nolan Souza (1) | 13 | March 5 | ULM | RHP Jace Duhon | LC | 420 feet | 33.3 degrees | 103 mph |
| 23 | Brent Iredale (4) | 14 | March 7 | Portland | RHP Carter Gaston | LF | 446 feet | 27.8 degrees | 108 mph |
| 24 | Nolan Souza (2) | 14 | March 7 | Portland | RHP Carter Gaston | LF | 338 feet | 24.1 degrees | 98 mph |
| 25 | Wehiwa Aloy (4) | 14 | March 7 | Portland | RHP Carter Gaston | CF | 437 feet | 24.8 degrees | 110 mph |
| 26 | Brent Iredale (5) | 14 | March 7 | Portland | RHP JT Landwehr | RF | 365 feet | 37.6 degrees | 100 mph |
| 27 | Wehiwa Aloy (5) | 14 | March 7 | Portland | RHP JT Landwehr | LC | 438 feet | 20.0 degrees | 113 mph |
| 28 | Justin Thomas Jr. (2) | 15 | March 8 | Portland | RHP Kaden Segel | LC | 398 feet | 22.3 degrees | 107 mph |
| 29 | Wehiwa Aloy (6) | 15 | March 8 | Portland | RHP Kaden Segel | LF | 389 feet | 19.5 degrees | 112 mph |
| 30 | Charles Davalan (3) | 15 | March 8 | Portland | RHP Kaden Segel | RF | 388 feet | 31.7 degrees | 100 mph |
| 31 | Kendall Diggs (2) | 15 | March 8 | Portland | RHP Nolan Umlandt | RC | 372 feet | 27.6 degrees | 98 mph |
| 32 | Brent Iredale (6) | 16 | March 9 | Portland | LHP Ryan Rembisz | LC | 382 feet | 29.5 degrees | 103 mph |
| 33 | Ryder Helfrick (3) | 16 | March 9 | Portland | LHP Ryan Rembisz | RC | 409 feet | 33.3 degrees | 107 mph |
| 34 | Brent Iredale (7) | 17 | March 11 | UCA | RHP Perry Titlow | LL | 403 feet | 25.2 degrees | 107 mph |
| 35 | Kuhio Aloy (7) | 17 | March 11 | UCA | RHP Jake Jones | LC | 408 feet | 29.9 degrees | 105 mph |
| 36 | Cam Kozeal (2) | 17 | March 11 | UCA | RHP Gavin Alveti | LF | 353 feet | 32.0 degrees | 98 mph |
| 37 | Logan Maxwell (3) | 18 | March 14 | at #13 Ole Miss | RHP Mason Morris | LF | 379 feet | 31.4 degrees | 101 mph |
| 38 | Charles Davalan (4) | 18 | March 14 | at #13 Ole Miss | RHP Mason Morris | RC | 397 feet | 29.6 degrees | 100 mph |
| 39 | Charles Davalan (5) | 19 | March 15 | at #13 Ole Miss | RHP Riley Maddox | RF | 398 feet | 28.5 degrees | 100 mph |
| 40 | Wehiwa Aloy (7) | 19 | March 15 | at #13 Ole Miss | RHP Will McCausland | CF | 432 feet | 30.3 degrees | 107 mph |
| 41 | Kuhio Aloy (8) | 19 | March 15 | at #13 Ole Miss | RHP Will McCausland | LF | 385 feet | 20.3 degrees | 110 mph |
| 42 | Logan Maxwell (4) | 19 | March 15 | at #13 Ole Miss | RHP Landon Waters | RF | 382 feet | 38.4 degrees | 102 mph |
| 43 | Nolan Souza (3) | 19 | March 15 | at #13 Ole Miss | RHP Landon Waters | RF | 341 feet | 43.7 degrees | 98 mph |
| 44 | Wehiwa Aloy (8) | 20 | March 16 | at #13 Ole Miss | RHP Brayden Jones | LC | 404 feet | 21.4 degrees | 111 mph |
| 45 | Wehiwa Aloy (9) | 20 | March 16 | at #13 Ole Miss | RHP Connor Spencer | RF | 346 feet | 20.5 degrees | 105 mph |
| 46 | Nolan Souza (4) | 22 | March 19 | Oral Roberts | RHP Price Allman | LC | 448 feet | 24.4 degrees | 106 mph |
| 47 | Logan Maxwell (5) | 22 | March 19 | Oral Roberts | RHP Hudson Hart | RC | 395 feet | 32.3 degrees | 102 mph |
| 48 | Logan Maxwell (6) | 23 | March 21 | South Carolina | RHP Matthew Becker | RF | 389 feet | 26.4 degrees | 106 mph |
| 49 | Wehiwa Aloy (10) | 23 | March 21 | South Carolina | LHP Aydin Palmer | RF | 370 feet | 29.6 degrees | 106 mph |
| 50 | Brent Iredale (8) | 24 | March 22 | South Carolina | LHP Jake McCoy | LC | 421 feet | 29.9 degrees | 111 mph |
| 51 | Charles Davalan (6) | 24 | March 22 | South Carolina | RHP Roman Kimball | LF | 347 feet | 27.3 degrees | 94 mph |
| 52 | Ryder Helfrick (4) | 25 | March 23 | South Carolina | LHP Jarvis Evans | LC | 399 feet | 27.9 degrees | 95 mph |
| 53 | Charles Davalan (7) | 25 | March 23 | South Carolina | LHP Jarvis Evans | LC | 380 feet | 30.0 degrees | 98 mph |
| 54 | Justin Thomas Jr. (3) | 25 | March 23 | South Carolina | RHP Brendan Sweeney | LF | 379 feet | 41.2 degrees | 99 mph |
| 55 | Brent Iredale (9) | 25 | March 23 | South Carolina | RHP Ryder Garino | RF | 344 feet | 40.7 degrees | 97 mph |
| 56 | Ryder Helfrick (5) | 25 | March 23 | South Carolina | RHP Ryder Garino | LF | 378 feet | 44.0 degrees | 103 mph |
| 57 | Gabe Fraser (1) | 26 | March 25 | Missouri State | RHP Jason Schaaf | RF | 377 feet | 27.2 degrees | 104 mph |

LF - left field | LL - left field line | LC - left center field | CF - center field | RC - right center field | RF - right field | RL - right field line

HOME RUN DATA CHART |||



| No. | Player | Game | Date | Opponent | Pitcher | Location | Distance | Launch Angle | Exit Velo |
|-----|-----------------------|------|----------|-------------------|-----------------------|----------|-----------------|---------------------|----------------|
| 58 | Logan Maxwell (7) | 27 | March 28 | at #14 Vanderbilt | LHP JD Thompson | LF | 389 feet | 28.8 degrees | 99 mph |
| 59 | Cam Kozeal (3) | 27 | March 28 | at #14 Vanderbilt | LHP JD Thompson | RC | 398 feet | 27.7 degrees | 100 mph |
| 60 | Cam Kozeal (4) | 27 | March 28 | at #14 Vanderbilt | LHP JD Thompson | RF | 368 feet | 36.1 degrees | 99 mph |
| 61 | Cam Kozeal (5) | 28 | March 29 | at #14 Vanderbilt | RHP Cody Bowker | LF | 402 feet | 34.0 degrees | 101 mph |
| 62 | Justin Thomas Jr. (4) | 28 | March 29 | at #14 Vanderbilt | RHP Sawyer Hawks | LF | 394 feet | 36.8 degrees | 101 mph |
| 63 | Charles Davalan (8) | 29 | March 30 | at #14 Vanderbilt | RHP Connor Fennell | LF | 376 feet | 35.0 degrees | 95 mph |
| 64 | Charles Davalan (9) | 29 | March 30 | at #14 Vanderbilt | RHP Alex Kranzler | RF | 395 feet | 22.5 degrees | 101 mph |
| 65 | Logan Maxwell (8) | 29 | March 30 | at #14 Vanderbilt | RHP Alex Kranzler | LF | 317 feet | 47.5 degrees | 92 mph |
| 66 | Logan Maxwell (9) | 31 | April 5 | Missouri | RHP Kaden Jacobi | RF | 376 feet | 43.3 degrees | 100 mph |
| 67 | Brent Iredale (10) | 31 | April 5 | Missouri | RHP Kaden Jacobi | LF | 388 feet | 28.6 degrees | 105 mph |
| 68 | Charles Davalan (10) | 32 | April 6 | Missouri [DH-1] | LHP Brady Kehlenbrink | RF | 356 feet | 35.9 degrees | 99 mph |
| 69 | Charles Davalan (11) | 32 | April 6 | Missouri [DH-1] | RHP Brock Lucas | RC | 399 feet | 34.3 degrees | 102 mph |
| 70 | Carson Boles (1) | 33 | April 6 | Missouri [DH-2] | LHP Tony Neubeck | LC | 396 feet | 29.5 degrees | 102 mph |
| 71 | Cam Kozeal (6) | 33 | April 6 | Missouri [DH-2] | RHP PJ Green | RF | 359 feet | 32.2 degrees | 95 mph |
| 72 | Cam Kozeal (7) | 33 | April 6 | Missouri [DH-2] | RHP PJ Green | RF | 365 feet | 33.5 degrees | 96 mph |
| 73 | Charles Davalan (12) | 34 | April 8 | Arkansas State | LHP Carson Keithley | LF | 341 feet | 31.3 degrees | 94 mph |
| 74 | Kuhio Aloy (9) | 34 | April 8 | Arkansas State | RHP Cooper Garrison | RC | 375 feet | 27.5 degrees | 102 mph |
| 75 | Wehiwa Aloy (11) | 35 | April 11 | at #7 Georgia | RHP Eric Hammond | LF | 405 feet | 29.0 degrees | 102 mph |
| 76 | Ryder Helfrick (6) | 36 | April 12 | at #7 Georgia | RHP Kolten Smith | LF | 421 feet | 34.4 degrees | 104 mph |
| 77 | Kuhio Aloy (10) | 36 | April 12 | at #7 Georgia | RHP DJ Radtke | RF | 362 feet | 29.9 degrees | 98 mph |
| 78 | Ryder Helfrick (7) | 37 | April 13 | at #7 Georgia | RHP Leighton Finley | LF | 382 feet | 33.9 degrees | 99 mph |
| 79 | Ryder Helfrick (8) | 37 | April 13 | at #7 Georgia | RHP Tyler McLoughlin | LF | 425 feet | 21.5 degrees | 109 mph |
| 80 | Wehiwa Aloy (12) | 37 | April 13 | at #7 Georgia | RHP Tyler McLoughlin | CF | 441 feet | 21.9 degrees | 113 mph |
| 81 | Wehiwa Aloy (13) | 38 | April 15 | UAPB | RHP Chris Bedgood | RC | 360 feet | 35.1 degrees | 99 mph |
| 82 | Zane Becker (1) | 38 | April 15 | UAPB | LHP Jayden Brown | LF | 368 feet | 28.1 degrees | 99 mph |
| 83 | Kuhio Aloy (11) | 38 | April 15 | UAPB | LHP Jayden Brown | LC | 375 feet | 35.8 degrees | 102 mph |
| 84 | Cam Kozeal (8) | 38 | April 15 | UAPB | RHP Darrius Brown | RF | 339 feet | 36.7 degrees | 92 mph |
| 85 | Wehiwa Aloy (14) | 39 | April 17 | Texas A&M | LHP Ryan Prager | LC | 401 feet | 30.2 degrees | 103 mph |
| 86 | Wehiwa Aloy (15) | 40 | April 18 | Texas A&M [DH-1] | LHP Justin Lamkin | LF | 448 feet | 25.1 degrees | 113 mph |
| 87 | Justin Thomas Jr. (5) | 40 | April 18 | Texas A&M [DH-1] | LHP Justin Lamkin | LC | 392 feet | 22.3 degrees | 104 mph |
| 88 | Justin Thomas Jr. (6) | 40 | April 18 | Texas A&M [DH-1] | RHP Brad Rudis | LC | 395 feet | 22.3 degrees | 109 mph |
| 89 | Brent Iredale (11) | 42 | April 22 | Little Rock | RHP Zach Busick | RF | 353 feet | 26.0 degrees | 102 mph |
| 90 | Wehiwa Aloy (16) | 43 | April 23 | Little Rock | RHP Blake Van Cleve | RF | 362 feet | 23.4 degrees | 105 mph |
| 91 | Wehiwa Aloy (17) | 44 | April 25 | at Florida | RHP Liam Peterson | LF | 411 feet | 31.4 degrees | 104 mph |
| 92 | Cam Kozeal (9) | 44 | April 25 | at Florida | RHP Liam Peterson | LC | 377 feet | 28.8 degrees | 102 mph |
| 93 | Justin Thomas Jr. (7) | 44 | April 25 | at Florida | RHP Luke McNeillie | RF | 341 feet | 27.9 degrees | 102 mph |

LF - left field | LL - left field line | LC - left center field | CF - center field | RC - right center field | RF - right field | RL - right field line



III TEAM PITCHING GAME-BY-GAME

STARTERS GAME-BY-GAME

| Opponent | W-L | IP | H | R | ER | BB | SO |
|---------------------|-----|-----|----|---|----|----|----|
| WSU [DH-1] | -- | 5.0 | 1 | 0 | 0 | 1 | 7 |
| WSU [DH-2] | W | 5.0 | 2 | 1 | 1 | 1 | 8 |
| WSU | -- | 5.0 | 2 | 2 | 2 | 1 | 7 |
| WSU | W | 5.0 | 4 | 1 | 1 | 1 | 7 |
| vs. Kansas State | -- | 5.2 | 5 | 2 | 2 | 4 | 2 |
| vs. #22 TCU | -- | 5.0 | 2 | 1 | 1 | 2 | 10 |
| vs. Michigan | -- | 2.0 | 2 | 1 | 0 | 0 | 6 |
| Grambling | W | 3.0 | 1 | 1 | 1 | 2 | 2 |
| Charlotte | -- | 3.0 | 10 | 9 | 9 | 1 | 3 |
| Charlotte | -- | 5.1 | 5 | 3 | 3 | 2 | 8 |
| Charlotte | W | 6.1 | 4 | 1 | 1 | 1 | 7 |
| ULM | W | 3.0 | 1 | 0 | 0 | 1 | 6 |
| ULM | W | 4.0 | 5 | 3 | 3 | 1 | 2 |
| Portland | W | 5.1 | 2 | 2 | 2 | 3 | 7 |
| Portland | W | 6.0 | 3 | 0 | 0 | 1 | 10 |
| Portland | W | 5.0 | 8 | 3 | 3 | 0 | 6 |
| UCA | W | 3.0 | 1 | 0 | 0 | 0 | 3 |
| at #13 Ole Miss * | L | 3.0 | 10 | 7 | 7 | 2 | 3 |
| at #13 Ole Miss * | -- | 4.0 | 1 | 2 | 2 | 3 | 8 |
| at #13 Ole Miss * | -- | 2.1 | 4 | 4 | 4 | 2 | 2 |
| Oral Roberts | -- | 4.0 | 1 | 0 | 0 | 0 | 5 |
| Oral Roberts | W | 2.0 | 0 | 0 | 0 | 0 | 4 |
| South Carolina * | W | 7.0 | 6 | 2 | 2 | 1 | 7 |
| South Carolina * | -- | 1.2 | 2 | 3 | 3 | 3 | 0 |
| South Carolina * | -- | 5.0 | 5 | 2 | 2 | 2 | 3 |
| Missouri State | -- | 3.0 | 2 | 3 | 3 | 3 | 6 |
| at #14 Vanderbilt * | W | 7.2 | 3 | 0 | 0 | 3 | 7 |
| at #14 Vanderbilt * | -- | 5.2 | 6 | 2 | 2 | 0 | 7 |
| at #14 Vanderbilt * | -- | 5.0 | 6 | 3 | 3 | 2 | 4 |
| vs. Grambling | W | 4.0 | 1 | 1 | 1 | 2 | 4 |
| Missouri * | W | 5.0 | 3 | 3 | 3 | 2 | 7 |
| Missouri * [DH-1] | W | 4.0 | 5 | 4 | 2 | 2 | 6 |
| Missouri * [DH-2] | W | 4.0 | 4 | 2 | 1 | 1 | 7 |
| Arkansas State | -- | 3.0 | 5 | 2 | 2 | 1 | 2 |
| at #7 Georgia * | -- | 5.2 | 5 | 3 | 3 | 3 | 7 |
| at #7 Georgia * | L | 2.0 | 6 | 5 | 5 | 1 | 2 |
| at #7 Georgia * | -- | 5.0 | 4 | 4 | 4 | 1 | 6 |
| UAPB | W | 3.0 | 4 | 3 | 3 | 0 | 5 |
| Texas A&M * | L | 4.0 | 7 | 6 | 5 | 3 | 6 |
| Texas A&M * [DH-1] | -- | 0.1 | 3 | 3 | 3 | 1 | 1 |
| Texas A&M * [DH-2] | -- | 4.0 | 3 | 1 | 1 | 2 | 4 |
| Little Rock | W | 5.0 | 3 | 0 | 0 | 2 | 3 |
| Little Rock | -- | 2.0 | 1 | 0 | 0 | 0 | 2 |
| at Florida * | L | 4.1 | 6 | 5 | 4 | 2 | 8 |

BULLPEN GAME-BY-GAME

| Opponent | W-L | IP | H | R | ER | BB | SO |
|---------------------|-----|-----|----|----|----|----|----|
| WSU [DH-1] | W | 5.0 | 5 | 2 | 1 | 0 | 3 |
| WSU [DH-2] | -- | 2.0 | 3 | 1 | 1 | 0 | 1 |
| WSU | W | 4.0 | 4 | 0 | 0 | 0 | 3 |
| WSU | -- | 2.0 | 2 | 1 | 1 | 1 | 1 |
| Kansas State | L | 3.1 | 3 | 1 | 1 | 0 | 1 |
| vs. #22 TCU | W | 4.0 | 2 | 0 | 0 | 3 | 1 |
| vs. Michigan | W | 7.0 | 9 | 5 | 3 | 5 | 7 |
| Grambling | -- | 4.0 | 3 | 3 | 2 | 1 | 5 |
| Charlotte | W | 6.0 | 5 | 1 | 1 | 0 | 9 |
| Charlotte | W | 3.2 | 3 | 2 | 2 | 2 | 7 |
| Charlotte | -- | 2.2 | 2 | 2 | 2 | 0 | 5 |
| ULM | -- | 4.0 | 5 | 1 | 1 | 1 | 6 |
| ULM | -- | 3.0 | 0 | 0 | 0 | 0 | 4 |
| Portland | -- | 1.2 | 4 | 1 | 1 | 0 | 1 |
| Portland | -- | 1.0 | 1 | 0 | 0 | 0 | 1 |
| Portland | -- | 4.0 | 2 | 0 | 0 | 0 | 2 |
| UCA | -- | 6.0 | 6 | 2 | 2 | 3 | 10 |
| at #13 Ole Miss * | -- | 5.0 | 4 | 3 | 3 | 3 | 5 |
| at #13 Ole Miss * | W | 5.0 | 3 | 1 | 1 | 0 | 10 |
| at #13 Ole Miss * | W | 6.2 | 6 | 5 | 5 | 6 | 8 |
| Oral Roberts | W | 5.0 | 6 | 1 | 1 | 2 | 3 |
| Oral Roberts | -- | 5.0 | 1 | 0 | 0 | 1 | 3 |
| South Carolina * | -- | -- | -- | -- | -- | -- | -- |
| South Carolina * | W | 7.1 | 5 | 0 | 0 | 0 | 5 |
| South Carolina * | W | 4.0 | 5 | 2 | 2 | 1 | 3 |
| Missouri State | L | 7.0 | 12 | 11 | 9 | 3 | 13 |
| at #14 Vanderbilt * | -- | 1.1 | 0 | 0 | 0 | 1 | 1 |
| at #14 Vanderbilt * | W | 4.1 | 3 | 2 | 2 | 2 | 5 |
| at #14 Vanderbilt * | W | 4.0 | 2 | 0 | 0 | 1 | 7 |
| vs. Grambling | -- | 5.0 | 5 | 3 | 3 | 2 | 7 |
| Missouri * | -- | 2.0 | 0 | 0 | 0 | 0 | 4 |
| Missouri * [DH-1] | -- | 3.0 | 1 | 0 | 0 | 0 | 4 |
| Missouri * [DH-2] | -- | 3.0 | 0 | 0 | 0 | 1 | 5 |
| Arkansas State | W | 6.0 | 2 | 1 | 1 | 2 | 5 |
| at #7 Georgia * | W | 3.1 | 0 | 0 | 0 | 1 | 4 |
| at #7 Georgia * | -- | 6.0 | 6 | 2 | 2 | 1 | 13 |
| at #7 Georgia * | L | 6.2 | 3 | 3 | 2 | 0 | 11 |
| UAPB | -- | 5.0 | 2 | 0 | 0 | 1 | 5 |
| Texas A&M * | -- | 5.0 | 2 | 1 | 1 | 0 | 6 |
| Texas A&M * [DH-1] | W | 8.2 | 7 | 2 | 2 | 4 | 12 |
| Texas A&M * [DH-2] | L | 5.0 | 8 | 8 | 8 | 3 | 3 |
| Little Rock | -- | 2.0 | 0 | 0 | 0 | 0 | 3 |
| Little Rock | W | 7.0 | 4 | 0 | 0 | 1 | 13 |
| at Florida * | -- | 3.2 | 1 | 1 | 1 | 1 | 4 |

STARTING PITCHER GAME-BY-GAME

| Date / Opponent | Starting Pitcher |
|-------------------------------|-------------------------|
| Feb. 14 / WSU [DH-1] | RHP Gabe Gaeckle |
| Feb. 14 / WSU [DH-2] | LHP Zach Root |
| Feb. 15 / WSU | RHP Gage Wood |
| Feb. 17 / WSU | LHP Landon Beidelschies |
| Feb. 21 / Kansas State | RHP Gabe Gaeckle |
| Feb. 22 / #22 TCU | LHP Zach Root |
| Feb. 23 / Michigan | RHP Gage Wood |
| Feb. 25 / Grambling | RHP Ben Bybee |
| Feb. 28 / Charlotte | RHP Gabe Gaeckle |
| March 1 / Charlotte | LHP Zach Root |
| March 2 / Charlotte | LHP Landon Beidelschies |
| March 4 / ULM | LHP Colin Fisher |
| March 5 / ULM | RHP Ben Bybee |
| March 7 / Portland | RHP Gabe Gaeckle |
| March 8 / Portland | LHP Zach Root |
| March 9 / Portland | LHP Landon Beidelschies |
| March 11 / UCA | LHP Colin Fisher |
| March 14 / at #13 Ole Miss * | LHP Zach Root |
| March 15 / at #13 Ole Miss * | RHP Gabe Gaeckle |
| March 16 / at #13 Ole Miss * | LHP Landon Beidelschies |
| March 18 / Oral Roberts | RHP Ben Bybee |
| March 19 / Oral Roberts | LHP Colin Fisher |
| March 21 / S Carolina * | LHP Zach Root |
| March 22 / S Carolina * | RHP Gabe Gaeckle |
| March 23 / S Carolina * | LHP Landon Beidelschies |
| March 25 / Missouri St. | LHP Colin Fisher |
| March 28 / at #14 Vandy * | LHP Zach Root |
| March 29 / at #14 Vandy * | RHP Gabe Gaeckle |
| March 30 / at #14 Vandy * | LHP Landon Beidelschies |
| April 1 / vs. Grambling | RHP Tate McGuire |
| April 5 / Missouri * | LHP Zach Root |
| April 6 / Missouri * [DH-1] | RHP Gabe Gaeckle |
| April 6 / Missouri * [DH-2] | LHP Landon Beidelschies |
| April 8 / Arkansas State | RHP Tate McGuire |
| April 11 / at #7 Georgia * | LHP Zach Root |
| April 12 / at #7 Georgia * | RHP Gabe Gaeckle |
| April 13 / at #7 Georgia * | LHP Landon Beidelschies |
| April 15 / UAPB | RHP Tate McGuire |
| April 17 / Texas A&M * | LHP Zach Root |
| April 18 / Texas A&M * [DH-1] | RHP Gage Wood |
| April 18 / Texas A&M * [DH-2] | LHP Landon Beidelschies |
| April 22 / Little Rock | RHP Tate McGuire |
| April 23 / Little Rock | LHP Colin Fisher |
| April 25 / at Florida * | LHP Zach Root |



STARTER STATISTICS

| Player | era | w-l | app | gs | cg | sho | sv | ip | h | r | er | bb | so | 2b | 3b | hr | b/avg | wp | hp | bk | sfa | sha |
|-----------------------|------|------|-----|----|----|-----|----|-------|-----|-----|----|----|-----|----|----|----|-------|----|----|----|-----|-----|
| 38 Colin Fisher | 2.08 | 3-0 | 5 | 5 | 0 | 0/2 | 0 | 13.0 | 5 | 3 | 3 | 4 | 21 | 3 | 0 | 0 | .114 | 2 | 1 | 0 | 0 | 0 |
| 40 Ben Bybee | 3.27 | 2-0 | 3 | 3 | 0 | 0/0 | 0 | 11.0 | 7 | 4 | 4 | 3 | 9 | 0 | 0 | 1 | .179 | 0 | 0 | 0 | 0 | 0 |
| 26 Tate McGuire | 3.60 | 3-0 | 4 | 4 | 0 | 0/1 | 0 | 15.0 | 13 | 6 | 6 | 5 | 14 | 3 | 0 | 1 | .236 | 2 | 3 | 0 | 1 | 0 |
| 35 Landon Beidelschie | 4.32 | 3-0 | 9 | 9 | 0 | 0/0 | 0 | 41.2 | 42 | 21 | 20 | 12 | 46 | 10 | 0 | 10 | .271 | 2 | 5 | 0 | 0 | 4 |
| 33 Zach Root | 4.50 | 5-3 | 11 | 11 | 1 | 0/2 | 0 | 58.0 | 52 | 31 | 29 | 22 | 81 | 18 | 0 | 3 | .232 | 5 | 6 | 2 | 1 | 1 |
| 14 Gage Wood | 6.14 | 0-0 | 3 | 3 | 0 | 0/0 | 0 | 7.1 | 7 | 6 | 5 | 2 | 14 | 2 | 1 | 1 | .241 | 2 | 1 | 0 | 1 | 0 |
| 20 Gabe Gaeckle | 6.69 | 2-1 | 9 | 9 | 0 | 0/0 | 0 | 36.1 | 38 | 29 | 27 | 18 | 42 | 6 | 2 | 2 | .264 | 7 | 4 | 0 | 0 | 2 |
| Totals | 4.64 | 18-4 | 44 | 44 | 1 | 5/5 | 0 | 182.1 | 164 | 100 | 94 | 66 | 227 | 42 | 3 | 18 | .238 | 20 | 20 | 2 | 3 | 7 |

TEAM RECORD PER STARTER

| Pitcher (Total Starts) | Record |
|-------------------------|--------|
| Zach Root (11) | 8-3 |
| Landon Beidelschies (9) | 7-2 |
| Gabe Gaeckle (9) | 7-2 |
| Colin Fisher (5) | 4-1 |
| Tate McGuire (4) | 4-0 |
| Ben Bybee (3) | 3-0 |
| Gage Wood (3) | 3-0 |

QUALITY STARTS

| Pitcher (Total Starts) | QS | Record |
|-------------------------|----|--------|
| Zach Root (11) | 3 | 3-0 |
| Landon Beidelschies (9) | 1 | 1-0 |
| Ben Bybee (3) | 0 | 0-0 |
| Colin Fisher (5) | 0 | 0-0 |
| Gabe Gaeckle (9) | 0 | 0-0 |
| Tate McGuire (4) | 0 | 0-0 |
| Gage Wood (3) | 0 | 0-0 |

RUN SUPPORT

| Pitcher (Total Starts) | Runs | Per Start |
|-------------------------|------|-----------|
| Colin Fisher (5) | 56 | 11.2 |
| Ben Bybee (3) | 33 | 11.0 |
| Gabe Gaeckle (9) | 86 | 9.6 |
| Zach Root (11) | 103 | 9.4 |
| Tate McGuire (4) | 37 | 9.3 |
| Landon Beidelschies (9) | 75 | 8.3 |
| Gage Wood (3) | 24 | 8.0 |

RELIEVER STATISTICS

| Player | era | w-l | app | gs | cg | sho | sv | ip | h | r | er | bb | so | 2b | 3b | hr | b/avg | wp | hp | bk | sfa | sha |
|-----------------------|-------|------|-----|----|----|-----|----|-------|-----|-----|-----|-----|-----|----|----|----|-------|----|----|----|-----|-----|
| 35 Landon Beidelschie | 0.00 | 1-0 | 1 | 0 | 0 | 0/0 | 0 | 2.2 | 1 | 0 | 0 | 1 | 0 | 0 | 0 | 0 | .143 | 0 | 0 | 0 | 0 | 0 |
| 36 Parker Coil | 0.60 | 2-0 | 10 | 0 | 0 | 0/0 | 0 | 15.0 | 14 | 3 | 1 | 2 | 15 | 2 | 0 | 1 | .237 | 0 | 1 | 0 | 1 | 0 |
| 20 Gabe Gaeckle | 1.59 | 1-0 | 1 | 0 | 0 | 0/0 | 0 | 5.2 | 4 | 1 | 1 | 2 | 8 | 0 | 0 | 1 | .200 | 0 | 0 | 0 | 0 | 0 |
| 31 Dylan Carter | 2.05 | 4-0 | 18 | 0 | 0 | 0/3 | 0 | 26.1 | 18 | 6 | 6 | 7 | 31 | 4 | 0 | 2 | .200 | 7 | 4 | 0 | 1 | 1 |
| 16 Aiden Jimenez | 2.08 | 4-1 | 13 | 0 | 0 | 0/1 | 1 | 26.0 | 18 | 6 | 6 | 3 | 27 | 3 | 0 | 1 | .198 | 1 | 2 | 0 | 1 | 0 |
| 13 Steele Eaves | 2.35 | 1-0 | 6 | 0 | 0 | 0/2 | 0 | 7.2 | 8 | 2 | 2 | 1 | 8 | 0 | 0 | 0 | .258 | 1 | 2 | 0 | 0 | 0 |
| 44 Carson Wiggins | 2.57 | 1-0 | 13 | 0 | 0 | 0/1 | 3 | 14.0 | 6 | 5 | 4 | 9 | 20 | 2 | 0 | 0 | .133 | 6 | 1 | 0 | 2 | 1 |
| 41 Will McEntire | 2.89 | 1-0 | 13 | 0 | 0 | 0/1 | 1 | 18.2 | 12 | 7 | 6 | 2 | 21 | 2 | 0 | 4 | .179 | 1 | 1 | 0 | 0 | 1 |
| 40 Ben Bybee | 3.15 | 1-0 | 10 | 0 | 0 | 0/1 | 0 | 20.0 | 21 | 8 | 7 | 5 | 25 | 4 | 0 | 3 | .273 | 0 | 1 | 1 | 1 | 0 |
| 26 Tate McGuire | 3.97 | 0-2 | 8 | 0 | 0 | 0/1 | 1 | 11.1 | 8 | 5 | 5 | 3 | 9 | 2 | 0 | 2 | .195 | 0 | 0 | 0 | 0 | 0 |
| 46 Christian Foutch | 4.40 | 1-0 | 14 | 0 | 0 | 0/1 | 3 | 14.1 | 8 | 8 | 7 | 7 | 19 | 1 | 0 | 1 | .163 | 2 | 6 | 0 | 0 | 1 |
| 29 Cole Gibler | 4.67 | 1-1 | 13 | 0 | 0 | 0/1 | 1 | 17.1 | 16 | 9 | 9 | 6 | 39 | 2 | 0 | 3 | .235 | 2 | 3 | 0 | 0 | 0 |
| 38 Colin Fisher | 6.10 | 0-0 | 9 | 0 | 0 | 0/1 | 0 | 10.1 | 13 | 7 | 7 | 5 | 8 | 3 | 0 | 2 | .325 | 1 | 1 | 0 | 0 | 2 |
| Totals | 2.90 | 18-4 | 44 | 0 | 0 | 5/5 | 10 | 189.1 | 147 | 67 | 61 | 53 | 230 | 25 | 0 | 20 | .215 | 21 | 22 | 1 | 6 | 6 |
| Opponents | 10.73 | 5-14 | 44 | 0 | 0 | 0/0 | 3 | 188.2 | 275 | 251 | 225 | 151 | 195 | 52 | 5 | 54 | .336 | 30 | 32 | 4 | 12 | 10 |



||| GAME-BY-GAME BATTING ORDER

RECORD: 36-8 • **HOME:** 27-3 • **AWAY:** 6-4 • **NEUTRAL:** 3-1 • **SEC:** 13-6

| Date | Opponent | 1 | 2 | 3 | 4 | 5 | 6 | 7 | 8 | 9 |
|----------|-------------------------|------------|---------|---------|---------|---------|----------|----------|----------|------------|
| Feb. 14 | Washington State [DH-1] | Davalan | W. Aloy | Maxwell | Iredale | Souza | Peppi | Diggs | Helfrick | Thomas Jr. |
| Feb. 14 | Washington State [DH-2] | Davalan | W. Aloy | Peppi | Iredale | K. Aloy | Helfrick | Anderson | Kozeal | Thomas Jr. |
| Feb. 15 | Washington State | Davalan | W. Aloy | Maxwell | Iredale | Diggs | Peppi | Souza | Becker | Thomas Jr. |
| Feb. 17 | Washington State | Davalan | W. Aloy | Peppi | Iredale | K. Aloy | Helfrick | Boles | Kozeal | Thomas Jr. |
| Feb. 21 | vs. Kansas State | Davalan | W. Aloy | Iredale | K. Aloy | Peppi | Diggs | Helfrick | Souza | Thomas Jr. |
| Feb. 22 | vs. #22 TCU | Davalan | W. Aloy | Maxwell | Iredale | Kozeal | Diggs | Helfrick | Fraser | Thomas Jr. |
| Feb. 23 | vs. Michigan | Davalan | W. Aloy | Maxwell | Iredale | Kozeal | Diggs | Helfrick | Souza | Thomas Jr. |
| Feb. 25 | Grambling | Davalan | W. Aloy | Maxwell | Iredale | K. Aloy | Peppi | Souza | Helfrick | Thomas Jr. |
| Feb. 28 | Charlotte | Davalan | W. Aloy | Maxwell | Iredale | K. Aloy | Kozeal | Helfrick | Souza | Thomas Jr. |
| March 1 | Charlotte | Davalan | W. Aloy | Maxwell | Iredale | Diggs | Aloy | Kozeal | Souza | Helfrick |
| March 2 | Charlotte | Thomas Jr. | W. Aloy | Maxwell | Iredale | K. Aloy | Peppi | Boles | Fraser | Helfrick |
| March 4 | ULM | Davalan | W. Aloy | Maxwell | K. Aloy | Iredale | Diggs | Kozeal | Helfrick | Souza |
| March 5 | ULM | Davalan | W. Aloy | Iredale | K. Aloy | Diggs | Peppi | Souza | Becker | Thomas Jr. |
| March 7 | Portland | Davalan | W. Aloy | Maxwell | K. Aloy | Iredale | Kozeal | Souza | Helfrick | Thomas Jr. |
| March 8 | Portland | Davalan | W. Aloy | Kozeal | K. Aloy | Iredale | Diggs | Helfrick | Souza | Thomas Jr. |
| March 9 | Portland | Davalan | W. Aloy | K. Aloy | Iredale | Peppi | Boles | Helfrick | Souza | Thomas Jr. |
| March 11 | UCA | Davalan | W. Aloy | Maxwell | K. Aloy | Iredale | Kozeal | Diggs | Becker | Fraser |
| March 14 | at #13 Ole Miss * | Davalan | W. Aloy | Maxwell | K. Aloy | Iredale | Peppi | Helfrick | Souza | Thomas Jr. |
| March 15 | at #13 Ole Miss * | Davalan | W. Aloy | K. Aloy | Iredale | Maxwell | Peppi | Kozeal | Helfrick | Thomas Jr. |
| March 16 | at #13 Ole Miss * | Davalan | W. Aloy | K. Aloy | Maxwell | Iredale | Kozeal | Diggs | Helfrick | Souza |
| March 18 | Oral Roberts | Davalan | W. Aloy | K. Aloy | Maxwell | Iredale | Kozeal | Boles | Souza | Becker |
| March 19 | Oral Roberts | Davalan | W. Aloy | Maxwell | K. Aloy | Iredale | Kozeal | Diggs | Helfrick | Souza |
| March 21 | South Carolina * | Davalan | W. Aloy | Maxwell | K. Aloy | Iredale | Kozeal | Helfrick | Souza | Thomas Jr. |
| March 22 | South Carolina * | Davalan | W. Aloy | Maxwell | K. Aloy | Iredale | Kozeal | Helfrick | Souza | Thomas Jr. |
| March 23 | South Carolina * | Davalan | W. Aloy | Maxwell | K. Aloy | Iredale | Kozeal | Helfrick | Souza | Thomas Jr. |
| March 25 | Missouri State | Davalan | W. Aloy | Maxwell | K. Aloy | Kozeal | Diggs | Souza | Becker | Fraser |
| March 28 | at #14 Vanderbilt * | Davalan | W. Aloy | K. Aloy | Maxwell | Iredale | Kozeal | Helfrick | Souza | Thomas Jr. |
| March 29 | at #14 Vanderbilt * | Davalan | W. Aloy | Maxwell | K. Aloy | Iredale | Kozeal | Helfrick | Souza | Thomas Jr. |
| March 30 | at #14 Vanderbilt * | Davalan | W. Aloy | Maxwell | K. Aloy | Iredale | Kozeal | Helfrick | Souza | Thomas Jr. |
| April 1 | vs. Grambling | Davalan | W. Aloy | K. Aloy | Iredale | Boles | Becker | Anderson | Diggs | Fraser |
| April 5 | Missouri * | Davalan | W. Aloy | Maxwell | K. Aloy | Iredale | Kozeal | Helfrick | Souza | Thomas Jr. |
| April 6 | Missouri * [DH-1] | Davalan | W. Aloy | Maxwell | Iredale | Kozeal | K. Aloy | Helfrick | Souza | Thomas Jr. |
| April 6 | Missouri * [DH-2] | Davalan | W. Aloy | Kozeal | Iredale | K. Aloy | Souza | Boles | Helfrick | Thomas Jr. |
| April 8 | Arkansas State | Davalan | W. Aloy | Kozeal | Iredale | Boles | K. Aloy | Souza | Becker | Thomas Jr. |
| April 11 | at #7 Georgia * | Davalan | W. Aloy | Maxwell | Iredale | Kozeal | K. Aloy | Helfrick | Souza | Thomas Jr. |
| April 12 | at #7 Georgia * | Davalan | W. Aloy | Maxwell | Iredale | Kozeal | K. Aloy | Helfrick | Fraser | Thomas Jr. |
| April 13 | at #7 Georgia * | Davalan | W. Aloy | Maxwell | K. Aloy | Kozeal | Iredale | Fraser | Helfrick | Diggs |
| April 15 | UAPB | Davalan | W. Aloy | Maxwell | K. Aloy | Kozeal | Iredale | Boles | Robinet | Becker |
| April 17 | Texas A&M * | Davalan | W. Aloy | Maxwell | K. Aloy | Kozeal | Helfrick | Iredale | Fraser | Thomas Jr. |
| April 18 | Texas A&M * [DH-1] | Davalan | W. Aloy | Boles | K. Aloy | Peppi | Iredale | Helfrick | Kozeal | Thomas Jr. |
| April 18 | Texas A&M * [DH-2] | Davalan | W. Aloy | Maxwell | K. Aloy | Kozeal | Iredale | Peppi | Helfrick | Thomas Jr. |
| April 22 | Little Rock | Davalan | W. Aloy | Maxwell | K. Aloy | Iredale | Kozeal | Fraser | Helfrick | Thomas Jr. |
| April 23 | Little Rock | Davalan | W. Aloy | Maxwell | Boles | Kozeal | Iredale | Fraser | Diggs | Becker |
| April 25 | at Florida * | Davalan | W. Aloy | Maxwell | K. Aloy | Kozeal | Iredale | Fraser | Helfrick | Thomas Jr. |

GAME-BY-GAME DEFENSIVE LINEUP |||



RECORD: 36-8 • **HOME:** 27-3 • **AWAY:** 6-4 • **NEUTRAL:** 3-1 • **SEC:** 13-6

| Date | Opponent | C | 1B | 2B | 3B | SS | LF | CF | RF | DH | SP |
|----------|-------------------------|----------|----------|--------|---------|---------|------------|------------|---------|---------|--------------|
| Feb. 14 | Washington State [DH-1] | Helfrick | Peppi | Souza | Iredale | W. Aloy | Thomas Jr. | Davalan | Diggs | Maxwell | Gaeckle |
| Feb. 14 | Washington State [DH-2] | Helfrick | Anderson | Kozeal | Iredale | W. Aloy | Thomas Jr. | Davalan | Peppi | K. Aloy | Root |
| Feb. 15 | Washington State | Becker | Peppi | Souza | Iredale | W. Aloy | Thomas Jr. | Davalan | Diggs | Maxwell | Wood |
| Feb. 17 | Washington State | Helfrick | Peppi | Kozeal | Iredale | W. Aloy | Thomas Jr. | Davalan | Boles | K. Aloy | Beidelschies |
| Feb. 21 | vs. Kansas State | Helfrick | Peppi | Souza | Iredale | W. Aloy | Davalan | Thomas Jr. | Diggs | K. Aloy | Gaeckle |
| Feb. 22 | vs. #22 TCU | Helfrick | Kozeal | Fraser | Iredale | W. Aloy | Davalan | Thomas Jr. | Diggs | Maxwell | Root |
| Feb. 23 | vs. Michigan | Helfrick | Kozeal | Souza | Iredale | W. Aloy | Davalan | Thomas Jr. | Diggs | Maxwell | Wood |
| Feb. 25 | Grambling | Helfrick | Peppi | Souza | Iredale | W. Aloy | Davalan | Thomas Jr. | Maxwell | K. Aloy | Bybee |
| Feb. 28 | Charlotte | Helfrick | Kozeal | Souza | Iredale | W. Aloy | Davalan | Thomas Jr. | Maxwell | K. Aloy | Gaeckle |
| March 1 | Charlotte | Helfrick | Kozeal | Souza | Iredale | W. Aloy | Maxwell | Davalan | Diggs | K. Aloy | Root |
| March 2 | Charlotte | Helfrick | Peppi | Fraser | Iredale | W. Aloy | Boles | Thomas Jr. | Maxwell | K. Aloy | Beidelschies |
| March 4 | ULM | Helfrick | Kozeal | Souza | Iredale | W. Aloy | Maxwell | Davalan | Diggs | K. Aloy | Fisher |
| March 5 | ULM | Becker | Peppi | Souza | Iredale | W. Aloy | Davalan | Thomas Jr. | Diggs | K. Aloy | Bybee |
| March 7 | Portland | Helfrick | Kozeal | Souza | Iredale | W. Aloy | Davalan | Thomas Jr. | Maxwell | K. Aloy | Gaeckle |
| March 8 | Portland | Helfrick | Kozeal | Souza | Iredale | W. Aloy | Davalan | Thomas Jr. | Diggs | K. Aloy | Root |
| March 9 | Portland | Helfrick | Peppi | Souza | Iredale | W. Aloy | Davalan | Thomas Jr. | Boles | K. Aloy | Beidelschies |
| March 11 | UCA | Becker | Kozeal | Fraser | Iredale | W. Aloy | Maxwell | Davalan | Diggs | K. Aloy | Fisher |
| March 14 | at #13 Ole Miss * | Helfrick | Peppi | Souza | Iredale | W. Aloy | Davalan | Thomas Jr. | Maxwell | K. Aloy | Root |
| March 15 | at #13 Ole Miss * | Helfrick | Peppi | Kozeal | Iredale | W. Aloy | Davalan | Thomas Jr. | Maxwell | K. Aloy | Gaeckle |
| March 16 | at #13 Ole Miss * | Helfrick | Kozeal | Souza | Iredale | W. Aloy | Maxwell | Davalan | Diggs | K. Aloy | Beidelschies |
| March 18 | Oral Roberts | Becker | Kozeal | Souza | Iredale | W. Aloy | Boles | Davalan | Maxwell | K. Aloy | Bybee |
| March 19 | Oral Roberts | Helfrick | Kozeal | Souza | Iredale | W. Aloy | Maxwell | Davalan | Diggs | K. Aloy | Fisher |
| March 21 | South Carolina * | Helfrick | Kozeal | Souza | Iredale | W. Aloy | Davalan | Thomas Jr. | Maxwell | K. Aloy | Root |
| March 22 | South Carolina * | Helfrick | Kozeal | Souza | Iredale | W. Aloy | Davalan | Thomas Jr. | Maxwell | K. Aloy | Gaeckle |
| March 23 | South Carolina * | Helfrick | Kozeal | Souza | Iredale | W. Aloy | Davalan | Thomas Jr. | Maxwell | K. Aloy | Root |
| March 25 | Missouri State | Becker | Kozeal | Souza | Fraser | W. Aloy | Maxwell | Davalan | Diggs | K. Aloy | Fisher |
| March 28 | at #14 Vanderbilt * | Helfrick | Kozeal | Souza | Iredale | W. Aloy | Davalan | Thomas Jr. | Maxwell | K. Aloy | Root |
| March 29 | at #14 Vanderbilt * | Helfrick | Kozeal | Souza | Iredale | W. Aloy | Davalan | Thomas Jr. | Maxwell | K. Aloy | Gaeckle |
| March 30 | at #14 Vanderbilt * | Helfrick | Kozeal | Souza | Iredale | W. Aloy | Davalan | Thomas Jr. | Maxwell | K. Aloy | Beidelschies |
| April 1 | vs. Grambling | Becker | Anderson | Fraser | Iredale | W. Aloy | Boles | Davalan | Diggs | K. Aloy | McGuire |
| April 5 | Missouri * | Helfrick | Kozeal | Souza | Iredale | W. Aloy | Davalan | Thomas Jr. | Maxwell | K. Aloy | Root |
| April 6 | Missouri * [DH-1] | Helfrick | Kozeal | Souza | Iredale | W. Aloy | Davalan | Thomas Jr. | Maxwell | K. Aloy | Gaeckle |
| April 6 | Missouri * [DH-2] | Helfrick | Kozeal | Souza | Iredale | W. Aloy | Davalan | Thomas Jr. | Boles | K. Aloy | Beidelschies |
| April 8 | Arkansas State | Becker | Kozeal | Souza | Iredale | W. Aloy | Davalan | Thomas Jr. | Boles | K. Aloy | McGuire |
| April 11 | at #7 Georgia * | Helfrick | Kozeal | Souza | Iredale | W. Aloy | Davalan | Thomas Jr. | Maxwell | K. Aloy | Root |
| April 12 | at #7 Georgia * | Helfrick | Kozeal | Fraser | Iredale | W. Aloy | Davalan | Thomas Jr. | Maxwell | K. Aloy | Gaeckle |
| April 13 | at #7 Georgia * | Helfrick | Kozeal | Fraser | Iredale | W. Aloy | Diggs | Davalan | Maxwell | K. Aloy | Beidelschies |
| April 15 | UAPB | Becker | Robinett | Kozeal | Iredale | W. Aloy | Boles | Davalan | K. Aloy | Maxwell | McGuire |
| April 17 | Texas A&M * | Helfrick | Kozeal | Fraser | Iredale | W. Aloy | Davalan | Thomas Jr. | Maxwell | K. Aloy | Root |
| April 18 | Texas A&M * [DH-1] | Helfrick | Peppi | Kozeal | Iredale | W. Aloy | Davalan | Thomas Jr. | Boles | K. Aloy | Wood |
| April 18 | Texas A&M * [DH-2] | Helfrick | Peppi | Kozeal | Iredale | W. Aloy | Davalan | Thomas Jr. | Maxwell | K. Aloy | Beidelschies |
| April 22 | Little Rock | Helfrick | Kozeal | Fraser | Iredale | W. Aloy | Davalan | Thomas Jr. | Maxwell | K. Aloy | McGuire |
| April 23 | Little Rock | Becker | Kozeal | Fraser | Iredale | W. Aloy | Boles | Davalan | Diggs | Maxwell | Fisher |
| April 25 | at Florida * | Helfrick | Kozeal | Fraser | Iredale | W. Aloy | Davalan | Thomas Jr. | Maxwell | K. Aloy | Root |



||| GAME-BY-GAME HITTING

RECORD: 36-8 • HOME: 27-3 • AWAY: 6-4 • NEUTRAL: 3-1 • SEC: 13-6

| Date | Opponent | AB | R | H | RBI | 2B | 3B | HR | BB | IBB | SB | CS | HBP | SAC | SF | GDP | K | PO | A | E | Avg |
|----------|-------------------------|-------------|------------|------------|------------|-----------|----------|-----------|------------|----------|-----------|-----------|-----------|-----------|-----------|-----------|------------|-------------|------------|-----------|-------------|
| Feb. 14 | Washington State [DH-1] | 32 | 3 | 6 | 2 | 0 | 0 | 0 | 6 | 1 | 3 | 1 | 0 | 0 | 2 | 1 | 9 | 30 | 9 | 2 | .188 |
| Feb. 14 | Washington State [DH-2] | 30 | 14 | 13 | 14 | 6 | 1 | 1 | 8 | 0 | 1 | 0 | 3 | 0 | 0 | 1 | 5 | 21 | 7 | 0 | .306 |
| Feb. 15 | Washington State | 31 | 5 | 9 | 5 | 4 | 0 | 3 | 3 | 0 | 0 | 2 | 1 | 0 | 0 | 0 | 8 | 27 | 7 | 0 | .301 |
| Feb. 17 | Washington State | 28 | 12 | 10 | 10 | 2 | 0 | 1 | 11 | 0 | 1 | 1 | 2 | 0 | 0 | 0 | 6 | 21 | 13 | 0 | .314 |
| Feb. 21 | vs. Kansas State | 33 | 2 | 7 | 2 | 2 | 0 | 2 | 2 | 0 | 0 | 0 | 1 | 0 | 0 | 0 | 11 | 27 | 14 | 0 | .292 |
| Feb. 22 | vs. #22 TCU | 29 | 2 | 3 | 2 | 1 | 0 | 0 | 3 | 0 | 1 | 0 | 1 | 1 | 0 | 0 | 7 | 27 | 9 | 2 | .262 |
| Feb. 23 | vs. Michigan | 33 | 8 | 10 | 7 | 3 | 0 | 1 | 8 | 0 | 0 | 1 | 2 | 0 | 0 | 1 | 7 | 27 | 6 | 2 | .269 |
| Feb. 25 | Grambling | 29 | 14 | 14 | 13 | 2 | 0 | 2 | 10 | 0 | 1 | 0 | 3 | 0 | 2 | 0 | 3 | 21 | 11 | 0 | .294 |
| Feb. 28 | Charlotte | 36 | 11 | 11 | 11 | 3 | 0 | 2 | 4 | 0 | 0 | 0 | 2 | 0 | 0 | 0 | 9 | 27 | 9 | 0 | .295 |
| March 1 | Charlotte | 33 | 8 | 10 | 8 | 3 | 0 | 2 | 4 | 0 | 0 | 0 | 1 | 1 | 0 | 0 | 7 | 27 | 6 | 0 | .296 |
| March 2 | Charlotte | 34 | 4 | 13 | 3 | 2 | 0 | 0 | 3 | 0 | 0 | 2 | 0 | 1 | 1 | 0 | 8 | 27 | 6 | 0 | .305 |
| March 4 | ULM | 33 | 14 | 15 | 12 | 2 | 0 | 4 | 4 | 1 | 0 | 0 | 2 | 0 | 1 | 1 | 6 | 21 | 5 | 0 | .318 |
| March 5 | ULM | 28 | 15 | 9 | 14 | 2 | 0 | 4 | 13 | 0 | 1 | 0 | 2 | 0 | 0 | 1 | 2 | 21 | 6 | 0 | .318 |
| March 7 | Portland | 31 | 20 | 13 | 19 | 2 | 1 | 5 | 6 | 0 | 2 | 0 | 3 | 0 | 0 | 0 | 7 | 21 | 8 | 0 | .325 |
| March 8 | Portland | 29 | 10 | 10 | 10 | 2 | 0 | 4 | 2 | 0 | 2 | 1 | 1 | 1 | 0 | 0 | 4 | 21 | 5 | 0 | .326 |
| March 9 | Portland | 31 | 5 | 7 | 5 | 0 | 0 | 2 | 3 | 0 | 1 | 0 | 0 | 0 | 0 | 0 | 8 | 27 | 10 | 0 | .320 |
| March 11 | UCA | 31 | 9 | 6 | 9 | 0 | 0 | 3 | 7 | 0 | 1 | 0 | 2 | 0 | 0 | 1 | 9 | 27 | 7 | 0 | .313 |
| March 14 | at #13 Ole Miss * | 36 | 6 | 10 | 6 | 1 | 0 | 2 | 2 | 0 | 0 | 0 | 1 | 0 | 1 | 1 | 14 | 24 | 5 | 1 | .310 |
| March 15 | at #13 Ole Miss * | 40 | 12 | 15 | 11 | 1 | 0 | 5 | 2 | 0 | 0 | 0 | 2 | 1 | 2 | 0 | 13 | 27 | 8 | 1 | .315 |
| March 16 | at #13 Ole Miss * | 44 | 12 | 16 | 12 | 2 | 0 | 2 | 4 | 1 | 1 | 0 | 0 | 0 | 0 | 1 | 9 | 27 | 6 | 1 | .318 |
| March 18 | Oral Roberts | 28 | 4 | 8 | 3 | 0 | 0 | 0 | 7 | 0 | 1 | 0 | 3 | 0 | 1 | 3 | 2 | 27 | 7 | 0 | .317 |
| March 19 | Oral Roberts | 32 | 16 | 14 | 15 | 2 | 1 | 2 | 8 | 0 | 2 | 2 | 2 | 0 | 0 | 0 | 3 | 21 | 7 | 1 | .322 |
| March 21 | South Carolina * | 33 | 12 | 15 | 10 | 4 | 0 | 2 | 4 | 0 | 0 | 0 | 1 | 0 | 0 | 0 | 9 | 21 | 6 | 0 | .328 |
| March 22 | South Carolina * | 36 | 12 | 13 | 11 | 2 | 0 | 2 | 4 | 0 | 0 | 0 | 4 | 0 | 1 | 0 | 9 | 27 | 10 | 0 | .329 |
| March 23 | South Carolina * | 33 | 11 | 13 | 11 | 0 | 0 | 5 | 7 | 2 | 0 | 0 | 1 | 2 | 1 | 0 | 5 | 27 | 14 | 0 | .332 |
| March 25 | Missouri State | 44 | 13 | 16 | 13 | 5 | 0 | 1 | 4 | 1 | 1 | 0 | 2 | 1 | 0 | 1 | 13 | 30 | 7 | 2 | .334 |
| March 28 | at #14 Vanderbilt * | 35 | 9 | 9 | 9 | 2 | 1 | 3 | 9 | 0 | 1 | 0 | 0 | 0 | 0 | 1 | 10 | 27 | 9 | 0 | .331 |
| March 29 | at #14 Vanderbilt * | 39 | 6 | 9 | 6 | 0 | 0 | 2 | 3 | 0 | 1 | 0 | 1 | 2 | 0 | 1 | 8 | 30 | 8 | 1 | .327 |
| March 30 | at #14 Vanderbilt * | 35 | 7 | 9 | 6 | 2 | 0 | 3 | 3 | 0 | 1 | 0 | 0 | 0 | 0 | 0 | 12 | 27 | 7 | 0 | .324 |
| April 1 | vs. Grambling | 29 | 7 | 7 | 6 | 0 | 1 | 0 | 6 | 0 | 2 | 0 | 3 | 1 | 1 | 0 | 8 | 27 | 11 | 2 | .322 |
| April 5 | Missouri * | 33 | 21 | 14 | 20 | 2 | 0 | 2 | 14 | 0 | 1 | 0 | 4 | 0 | 0 | 0 | 10 | 21 | 4 | 0 | .325 |
| April 6 | Missouri * [DH-1] | 33 | 14 | 16 | 14 | 3 | 0 | 2 | 6 | 0 | 0 | 0 | 2 | 0 | 1 | 0 | 9 | 21 | 7 | 2 | .330 |
| April 6 | Missouri * [DH-2] | 32 | 16 | 16 | 16 | 4 | 0 | 3 | 9 | 0 | 1 | 0 | 0 | 0 | 1 | 1 | 4 | 21 | 6 | 0 | .335 |
| April 8 | Arkansas State | 33 | 7 | 11 | 7 | 2 | 0 | 2 | 5 | 0 | 3 | 2 | 0 | 0 | 0 | 0 | 13 | 27 | 11 | 1 | .335 |
| April 11 | at #7 Georgia * | 38 | 13 | 12 | 11 | 4 | 1 | 1 | 6 | 0 | 0 | 1 | 2 | 0 | 0 | 0 | 12 | 27 | 6 | 0 | .334 |
| April 12 | at #7 Georgia * | 38 | 6 | 11 | 5 | 3 | 0 | 2 | 4 | 0 | 0 | 0 | 1 | 0 | 0 | 0 | 13 | 24 | 2 | 0 | .333 |
| April 13 | at #7 Georgia * | 44 | 6 | 7 | 5 | 1 | 0 | 3 | 3 | 0 | 0 | 0 | 0 | 1 | 0 | 0 | 15 | 35 | 10 | 1 | .327 |
| April 15 | UAPB | 40 | 13 | 18 | 13 | 3 | 0 | 4 | 3 | 0 | 1 | 0 | 0 | 0 | 1 | 0 | 3 | 24 | 10 | 2 | .330 |
| April 17 | Texas A&M * | 35 | 4 | 9 | 4 | 2 | 0 | 1 | 2 | 0 | 0 | 0 | 0 | 0 | 0 | 1 | 6 | 27 | 10 | 2 | .329 |
| April 18 | Texas A&M * [DH-1] | 33 | 11 | 12 | 11 | 2 | 0 | 3 | 2 | 0 | 0 | 0 | 2 | 0 | 2 | 1 | 6 | 27 | 6 | 0 | .329 |
| April 18 | Texas A&M * [DH-2] | 35 | 2 | 9 | 2 | 2 | 0 | 0 | 2 | 0 | 0 | 0 | 0 | 0 | 2 | 0 | 13 | 27 | 8 | 1 | .328 |
| April 22 | Little Rock | 26 | 10 | 11 | 7 | 3 | 1 | 1 | 4 | 0 | 1 | 0 | 2 | 0 | 2 | 0 | 6 | 21 | 6 | 0 | .329 |
| April 23 | Little Rock | 32 | 4 | 8 | 3 | 0 | 0 | 1 | 6 | 1 | 1 | 0 | 0 | 0 | 0 | 0 | 6 | 27 | 11 | 0 | .328 |
| April 25 | at Florida * | 33 | 4 | 6 | 4 | 1 | 0 | 3 | 2 | 0 | 0 | 0 | 0 | 0 | 0 | 0 | 16 | 24 | 4 | 1 | .324 |
| | Totals | 1480 | 414 | 480 | 387 | 89 | 7 | 93 | 228 | 7 | 32 | 12 | 59 | 12 | 22 | 17 | 363 | 1115 | 344 | 25 | .324 |



RECORD: 36-8 • HOME: 27-3 • AWAY: 6-4 • NEUTRAL: 3-1 • SEC: 13-6

| Date | Opponent | IP | H | R | ER | BB | SO | 2B | 3B | HR | WP | BK | HBP | DP | IBB | Score | W | L | SV | ERA |
|----------|-------------------------|--------------|------------|------------|------------|------------|------------|-----------|----------|-----------|-----------|----------|-----------|-----------|----------|----------------|-----------|----------|-----------|-------------|
| Feb. 14 | Washington State [DH-1] | 10.0 | 6 | 2 | 1 | 1 | 10 | 0 | 0 | 1 | 1 | 0 | 1 | 2 | 0 | 3-2 | 1 | 0 | 0 | 0.90 |
| Feb. 14 | Washington State [DH-2] | 7.0 | 5 | 2 | 2 | 1 | 9 | 1 | 0 | 0 | 0 | 0 | 1 | 2 | 0 | 14-2 | 2 | 0 | 0 | 1.59 |
| Feb. 15 | Washington State | 9.0 | 6 | 2 | 2 | 1 | 10 | 3 | 1 | 0 | 2 | 0 | 0 | 0 | 0 | 5-2 | 3 | 0 | 1 | 1.73 |
| Feb. 17 | Washington State | 7.0 | 6 | 2 | 2 | 2 | 8 | 2 | 0 | 0 | 0 | 0 | 0 | 1 | 0 | 12-2 | 4 | 0 | 1 | 1.91 |
| Feb. 21 | vs. Kansas State | 9.0 | 8 | 3 | 3 | 4 | 3 | 2 | 0 | 0 | 1 | 0 | 0 | 2 | 0 | 2-3 | 4 | 1 | 1 | 2.14 |
| Feb. 22 | vs. #22 TCU | 9.0 | 4 | 1 | 1 | 5 | 11 | 0 | 0 | 0 | 1 | 0 | 1 | 2 | 0 | 2-1 | 5 | 1 | 2 | 1.94 |
| Feb. 23 | vs. Michigan | 9.0 | 11 | 6 | 3 | 5 | 13 | 1 | 0 | 2 | 3 | 0 | 2 | 2 | 0 | 8-6 | 6 | 1 | 3 | 2.10 |
| Feb. 25 | Grambling | 7.0 | 4 | 3 | 3 | 3 | 7 | 1 | 0 | 0 | 1 | 0 | 1 | 1 | 0 | 14-3 | 7 | 1 | 3 | 2.28 |
| Feb. 28 | Charlotte | 9.0 | 15 | 10 | 10 | 1 | 12 | 5 | 1 | 2 | 3 | 0 | 3 | 0 | 0 | 11-10 | 8 | 1 | 4 | 3.20 |
| March 1 | Charlotte | 9.0 | 8 | 5 | 5 | 4 | 15 | 3 | 0 | 1 | 0 | 0 | 1 | 1 | 0 | 8-5 | 9 | 1 | 5 | 3.39 |
| March 2 | Charlotte | 9.0 | 6 | 3 | 3 | 1 | 12 | 0 | 0 | 1 | 1 | 0 | 1 | 0 | 0 | 4-3 | 10 | 1 | 5 | 3.35 |
| March 4 | ULM | 7.0 | 6 | 1 | 1 | 2 | 12 | 1 | 0 | 0 | 2 | 0 | 0 | 1 | 0 | 14-1 | 11 | 1 | 5 | 3.21 |
| March 5 | ULM | 7.0 | 5 | 3 | 3 | 1 | 6 | 0 | 0 | 1 | 0 | 0 | 0 | 0 | 0 | 15-3 | 12 | 1 | 5 | 3.25 |
| March 7 | Portland | 7.0 | 6 | 3 | 3 | 3 | 8 | 0 | 1 | 0 | 1 | 0 | 2 | 0 | 0 | 20-3 | 13 | 1 | 5 | 3.29 |
| March 8 | Portland | 7.0 | 4 | 0 | 0 | 1 | 11 | 1 | 0 | 0 | 0 | 0 | 0 | 0 | 0 | 10-0 | 14 | 1 | 5 | 3.10 |
| March 9 | Portland | 9.0 | 10 | 3 | 3 | 0 | 8 | 2 | 0 | 1 | 2 | 0 | 1 | 1 | 0 | 5-3 | 15 | 1 | 6 | 3.09 |
| March 11 | UCA | 9.0 | 7 | 2 | 2 | 3 | 13 | 1 | 0 | 0 | 0 | 1 | 3 | 1 | 0 | 9-2 | 16 | 1 | 6 | 3.02 |
| March 14 | at #13 Ole Miss * | 8.0 | 14 | 10 | 10 | 5 | 8 | 6 | 0 | 2 | 0 | 0 | 2 | 0 | 0 | 6-10 | 16 | 2 | 6 | 3.47 |
| March 15 | at #13 Ole Miss * | 9.0 | 4 | 3 | 3 | 3 | 18 | 1 | 0 | 1 | 2 | 0 | 1 | 1 | 0 | 12-3 | 17 | 2 | 7 | 3.44 |
| March 16 | at #13 Ole Miss * | 9.0 | 10 | 9 | 9 | 8 | 10 | 2 | 0 | 4 | 0 | 0 | 2 | 0 | 0 | 12-9 | 18 | 2 | 7 | 3.74 |
| March 18 | Oral Roberts | 9.0 | 7 | 1 | 1 | 2 | 8 | 0 | 0 | 0 | 1 | 0 | 0 | 0 | 0 | 4-1 | 19 | 2 | 8 | 3.60 |
| March 19 | Oral Roberts | 7.0 | 1 | 0 | 0 | 1 | 7 | 0 | 0 | 0 | 1 | 0 | 2 | 1 | 0 | 16-0 | 20 | 2 | 8 | 3.46 |
| March 21 | South Carolina * | 7.0 | 6 | 2 | 2 | 1 | 7 | 3 | 0 | 0 | 1 | 0 | 0 | 0 | 0 | 12-2 | 21 | 2 | 8 | 3.43 |
| March 22 | South Carolina * | 9.0 | 7 | 3 | 3 | 3 | 5 | 0 | 0 | 0 | 1 | 0 | 2 | 3 | 0 | 12-3 | 22 | 2 | 9 | 3.41 |
| March 23 | South Carolina * | 9.0 | 10 | 4 | 4 | 3 | 6 | 2 | 0 | 2 | 0 | 0 | 2 | 2 | 0 | 11-4 | 23 | 2 | 9 | 3.43 |
| March 25 | Missouri State | 10.0 | 14 | 14 | 12 | 6 | 19 | 3 | 0 | 4 | 2 | 0 | 0 | 0 | 0 | 13-14 | 23 | 3 | 9 | 3.77 |
| March 28 | at #14 Vanderbilt * | 9.0 | 3 | 0 | 0 | 4 | 8 | 1 | 0 | 0 | 1 | 0 | 0 | 1 | 0 | 9-0 | 24 | 3 | 9 | 3.62 |
| March 29 | at #14 Vanderbilt * | 10.0 | 9 | 4 | 4 | 2 | 12 | 1 | 0 | 0 | 2 | 0 | 0 | 0 | 0 | 6-4 | 25 | 3 | 9 | 3.62 |
| March 30 | at #14 Vanderbilt * | 9.0 | 8 | 3 | 3 | 3 | 11 | 2 | 0 | 1 | 0 | 0 | 2 | 1 | 0 | 7-3 | 26 | 3 | 9 | 3.60 |
| April 1 | vs. Grambling | 9.0 | 6 | 4 | 4 | 4 | 11 | 2 | 0 | 0 | 1 | 0 | 3 | 0 | 0 | 7-4 | 27 | 3 | 10 | 3.61 |
| April 5 | Missouri * | 7.0 | 3 | 3 | 3 | 2 | 11 | 3 | 0 | 0 | 0 | 1 | 1 | 0 | 0 | 21-3 | 28 | 3 | 10 | 3.62 |
| April 6 | Missouri * [DH-1] | 7.0 | 6 | 4 | 2 | 2 | 10 | 0 | 0 | 0 | 0 | 0 | 0 | 0 | 0 | 14-4 | 29 | 3 | 10 | 3.59 |
| April 6 | Missouri * [DH-2] | 7.0 | 4 | 2 | 1 | 2 | 12 | 2 | 0 | 0 | 0 | 0 | 2 | 1 | 0 | 16-2 | 30 | 3 | 10 | 3.53 |
| April 8 | Arkansas State | 9.0 | 7 | 3 | 3 | 3 | 7 | 2 | 0 | 0 | 1 | 0 | 0 | 0 | 0 | 7-3 | 31 | 3 | 10 | 3.52 |
| April 11 | at #7 Georgia * | 9.0 | 5 | 3 | 3 | 4 | 11 | 2 | 0 | 1 | 0 | 1 | 0 | 0 | 0 | 13-3 | 32 | 3 | 10 | 3.50 |
| April 12 | at #7 Georgia * | 8.0 | 12 | 7 | 7 | 2 | 15 | 2 | 0 | 2 | 1 | 0 | 0 | 0 | 0 | 6-7 | 32 | 4 | 10 | 3.62 |
| April 13 | at #7 Georgia * | 11.2 | 7 | 7 | 6 | 1 | 17 | 4 | 0 | 3 | 0 | 0 | 3 | 1 | 0 | 6-7 | 32 | 5 | 10 | 3.66 |
| April 15 | UAPB | 8.0 | 6 | 3 | 3 | 1 | 10 | 1 | 0 | 1 | 0 | 0 | 0 | 1 | 0 | 13-3 | 33 | 5 | 10 | 3.65 |
| April 17 | Texas A&M * | 9.0 | 9 | 7 | 6 | 3 | 12 | 1 | 0 | 1 | 3 | 0 | 2 | 1 | 0 | 4-7 | 33 | 6 | 10 | 3.71 |
| April 18 | Texas A&M * [DH-1] | 9.0 | 10 | 5 | 5 | 5 | 13 | 1 | 0 | 3 | 1 | 0 | 0 | 0 | 0 | 11-5 | 34 | 6 | 10 | 3.75 |
| April 18 | Texas A&M * [DH-2] | 9.0 | 11 | 9 | 9 | 5 | 7 | 3 | 0 | 3 | 3 | 0 | 0 | 0 | 2 | 2-9 | 34 | 7 | 10 | 3.88 |
| April 22 | Little Rock | 7.0 | 3 | 0 | 0 | 2 | 7 | 0 | 0 | 0 | 1 | 0 | 1 | 1 | 0 | 10-0 | 35 | 7 | 10 | 3.81 |
| April 23 | Little Rock | 9.0 | 5 | 0 | 0 | 1 | 15 | 0 | 0 | 0 | 1 | 0 | 0 | 0 | 0 | 4-0 | 36 | 7 | 10 | 3.71 |
| April 25 | at Florida * | 8.0 | 7 | 6 | 5 | 3 | 12 | 0 | 0 | 1 | 0 | 0 | 0 | 0 | 0 | 4-6 | 36 | 8 | 10 | 3.75 |
| | Totals | 371.2 | 311 | 167 | 155 | 119 | 457 | 67 | 3 | 38 | 41 | 3 | 42 | 30 | 2 | 414-167 | 36 | 8 | 10 | 3.75 |




1 ROCCO PEPPI

SEASON HIGHS

| Category | High | Opponent (Last) | Date |
|--------------|------|----------------------|---------|
| Hits | 2 | 3x (at #13 Ole Miss) | 3/16/25 |
| Runs | 2 | 2x (ULM) | 3/5/25 |
| Doubles | 1 | 2x (Charlotte) | 2/28/25 |
| Triples | -- | -- | -- |
| Home Runs | -- | -- | -- |
| RBI | 4 | Grambling | 2/25/25 |
| Walks | 2 | 2x (ULM) | 3/5/25 |
| Stolen Bases | -- | -- | -- |

CAREER HIGHS

| Category | High | Opponent (Last) | Date |
|--------------|------|--------------------------|---------|
| Hits | 4 | 3x (at Washington State) | 4/28/24 |
| Runs | 4 | 3x (at New Mexico) | 4/13/24 |
| Doubles | 2 | 2x (at Sacramento State) | 3/12/24 |
| Triples | -- | -- | -- |
| Home Runs | 2 | 2x (San Jose State) | 4/20/24 |
| RBI | 5 | Gonzaga | 3/12/22 |
| Walks | 2 | 8x (ULM) | 3/5/25 |
| Stolen Bases | 1 | 3x (at Washington State) | 4/28/24 |




3 NOLAN SOUZA

SEASON HIGHS

| Category | High | Opponent (Last) | Date |
|--------------|------|--------------------|---------|
| Hits | 3 | Missouri State | 3/25/25 |
| Runs | 3 | Oral Roberts | 3/19/25 |
| Doubles | 1 | 5x (at #7 Georgia) | 4/11/25 |
| Triples | -- | -- | -- |
| Home Runs | 1 | 4x (Oral Roberts) | 3/19/25 |
| RBI | 3 | 3x (Missouri) | 4/5/25 |
| Walks | 3 | South Carolina | 3/23/25 |
| Stolen Bases | 3 | Arkansas State | 4/8/25 |

CAREER HIGHS

| Category | High | Opponent (Last) | Date |
|--------------|------|---------------------|---------|
| Hits | 3 | 4x (Missouri State) | 3/25/25 |
| Runs | 3 | Oral Roberts | 3/19/25 |
| Doubles | 1 | 12x (at #7 Georgia) | 4/11/25 |
| Triples | -- | -- | -- |
| Home Runs | 2 | Missouri | 3/15/24 |
| RBI | 5 | Ole Miss | 4/6/24 |
| Walks | 3 | 2x (South Carolina) | 3/23/25 |
| Stolen Bases | 3 | Arkansas State | 4/8/25 |



4 JUSTIN THOMAS JR.

SEASON HIGHS

| Category | High | Opponent (Last) | Date |
|--------------|------|------------------------|---------|
| Hits | 2 | 5x (Texas A&M [DH-1]) | 4/18/25 |
| Runs | 3 | 2x (Texas A&M [DH-1]) | 4/18/25 |
| Doubles | 1 | 4x (at #14 Vanderbilt) | 3/30/25 |
| Triples | 1 | Little Rock | 4/22/25 |
| Home Runs | 2 | Texas A&M [DH-1] | 4/18/25 |
| RBI | 4 | Missouri | 4/5/25 |
| Walks | 3 | Washington State | 2/17/25 |
| Stolen Bases | 1 | 4x (Missouri State) | 3/25/25 |

CAREER HIGHS

| Category | High | Opponent (Last) | Date |
|--------------|------|------------------------|---------|
| Hits | 2 | 5x (Texas A&M [DH-1]) | 4/18/25 |
| Runs | 3 | 2x (Texas A&M [DH-1]) | 4/18/25 |
| Doubles | 1 | 5x (at #14 Vanderbilt) | 3/30/25 |
| Triples | 1 | Little Rock | 4/22/25 |
| Home Runs | 2 | Texas A&M [DH-1] | 4/18/25 |
| RBI | 4 | Missouri | 4/5/25 |
| Walks | 3 | Washington State | 2/17/25 |
| Stolen Bases | 1 | 4x (Missouri State) | 3/25/25 |



5 KENDALL DIGGS

SEASON HIGHS

| Category | High | Opponent (Last) | Date |
|--------------|------|-------------------|---------|
| Hits | 1 | 10x (Texas A&M) | 4/17/25 |
| Runs | 1 | 8x (UAPB) | 4/15/25 |
| Doubles | 1 | 2x (vs. Michigan) | 2/23/25 |
| Triples | 1 | Portland | 3/7/25 |
| Home Runs | 1 | 2x (Portland) | 3/8/25 |
| RBI | 2 | 2x (Portland) | 3/8/25 |
| Walks | 1 | 7x (Little Rock) | 4/23/25 |
| Stolen Bases | 1 | vs. #22 TCU | 2/22/25 |

CAREER HIGHS

| Category | High | Opponent (Last) | Date |
|--------------|------|----------------------------|---------|
| Hits | 3 | 6x (Ole Miss) | 4/6/24 |
| Runs | 3 | 4x (SEMO) | 5/31/24 |
| Doubles | 2 | 5x (at #20 South Carolina) | 4/20/24 |
| Triples | 1 | 3x (Portland) | 3/7/25 |
| Home Runs | 1 | 24x (Portland) | 3/8/25 |
| RBI | 5 | at Mississippi State | 5/6/23 |
| Walks | 3 | 2x (James Madison) | 2/17/24 |
| Stolen Bases | 1 | 7x (vs. #22 TCU) | 2/22/25 |



6 GABE FRASER

SEASON HIGHS

| Category | High | Opponent (Last) | Date |
|--------------|------|------------------|---------|
| Hits | 2 | 3x (Little Rock) | 4/22/25 |
| Runs | 1 | 11x (at Florida) | 4/25/25 |
| Doubles | 1 | at Florida | 4/25/25 |
| Triples | 1 | at #7 Georgia | 4/11/25 |
| Home Runs | 1 | Missouri State | 3/25/25 |
| RBI | 4 | Missouri State | 3/25/25 |
| Walks | 2 | at #7 Georgia | 4/11/25 |
| Stolen Bases | 1 | 2x (Little Rock) | 4/23/25 |

CAREER HIGHS

| Category | High | Opponent (Last) | Date |
|--------------|------|------------------|---------|
| Hits | 2 | 3x (Little Rock) | 4/22/25 |
| Runs | 1 | 11x (at Florida) | 4/25/25 |
| Doubles | 1 | at Florida | 4/25/25 |
| Triples | 1 | at #7 Georgia | 4/11/25 |
| Home Runs | 1 | Missouri State | 3/25/25 |
| RBI | 4 | Missouri State | 3/25/25 |
| Walks | 2 | at #7 Georgia | 4/11/25 |
| Stolen Bases | 1 | 2x (Little Rock) | 4/23/25 |



9 WEHIWA ALOY

SEASON HIGHS

| Category | High | Opponent (Last) | Date |
|--------------|------|----------------------|---------|
| Hits | 4 | 2x (Missouri [DH-1]) | 4/6/25 |
| Runs | 5 | Portland | 3/7/25 |
| Doubles | 2 | 2x (South Carolina) | 3/22/25 |
| Triples | 1 | Oral Roberts | 3/19/25 |
| Home Runs | 2 | 2x (at #13 Ole Miss) | 3/16/25 |
| RBI | 5 | at #13 Ole Miss | 3/16/25 |
| Walks | 2 | 3x (Missouri [DH-2]) | 4/6/25 |
| Stolen Bases | 2 | vs. Grambling | 4/1/25 |

CAREER HIGHS

| Category | High | Opponent (Last) | Date |
|--------------|------|----------------------|---------|
| Hits | 4 | 5x (Missouri [DH-1]) | 4/6/25 |
| Runs | 5 | Portland | 3/7/25 |
| Doubles | 2 | 4x (South Carolina) | 3/22/25 |
| Triples | 1 | 6x (Oral Roberts) | 3/19/25 |
| Home Runs | 2 | 2x (at #13 Ole Miss) | 3/16/25 |
| RBI | 5 | 2x (at #13 Ole Miss) | 3/16/25 |
| Walks | 3 | #8 LSU | 3/28/24 |
| Stolen Bases | 2 | vs. Grambling | 4/1/25 |




8 CAM KOZEAL

SEASON HIGHS

| Category | High | Opponent (Last) | Date |
|--------------|------|------------------------|---------|
| Hits | 4 | Missouri | 4/5/25 |
| Runs | 3 | 2x (Missouri [DH-2]) | 4/6/25 |
| Doubles | 2 | 2x (at #7 Georgia) | 4/12/25 |
| Triples | -- | -- | -- |
| Home Runs | 2 | 2x (Missouri [DH-2]) | 4/6/25 |
| RBI | 6 | Missouri [DH-2] | 4/6/25 |
| Walks | 2 | Missouri [DH-1] | 4/6/25 |
| Stolen Bases | 1 | 2x (at #14 Vanderbilt) | 3/30/25 |

CAREER HIGHS

| Category | High | Opponent (Last) | Date |
|--------------|------|------------------------|---------|
| Hits | 4 | 3x (Missouri) | 4/5/25 |
| Runs | 3 | 3x (Missouri [DH-2]) | 4/6/25 |
| Doubles | 2 | 2x (at #7 Georgia) | 4/12/25 |
| Triples | -- | -- | -- |
| Home Runs | 2 | 2x (Missouri [DH-2]) | 4/6/25 |
| RBI | 6 | Missouri [DH-2] | 4/6/25 |
| Walks | 2 | 2x (Missouri [DH-1]) | 4/6/25 |
| Stolen Bases | 1 | 3x (at #14 Vanderbilt) | 3/30/25 |



10 BRENT IREDALE

SEASON HIGHS

| Category | High | Opponent (Last) | Date |
|--------------|------|-----------------------|---------|
| Hits | 3 | 2x (Portland) | 3/7/25 |
| Runs | 4 | Grambling | 2/25/25 |
| Doubles | 1 | 8x (Texas A&M [DH-1]) | 4/18/25 |
| Triples | -- | -- | -- |
| Home Runs | 2 | 2x (Portland) | 3/7/25 |
| RBI | 8 | Portland | 3/7/25 |
| Walks | 3 | Grambling | 2/25/25 |
| Stolen Bases | 1 | 2x (Portland) | 3/8/25 |

CAREER HIGHS

| Category | High | Opponent (Last) | Date |
|--------------|------|-----------------------|---------|
| Hits | 3 | 2x (Portland) | 3/7/25 |
| Runs | 4 | Grambling | 2/25/25 |
| Doubles | 1 | 8x (Texas A&M [DH-1]) | 4/18/25 |
| Triples | -- | -- | -- |
| Home Runs | 2 | 2x (Portland) | 3/7/25 |
| RBI | 8 | Portland | 3/7/25 |
| Walks | 3 | Grambling | 2/25/25 |
| Stolen Bases | 1 | 2x (Portland) | 3/8/25 |



17 ZANE BECKER

SEASON HIGHS

| Category | High | Opponent (Last) | Date |
|--------------|------|------------------|---------|
| Hits | 2 | Washington State | 2/15/25 |
| Runs | 1 | 5x (UAPB) | 4/15/25 |
| Doubles | 2 | Washington State | 2/15/25 |
| Triples | -- | -- | -- |
| Home Runs | 1 | UAPB | 4/15/25 |
| RBI | 3 | Missouri State | 3/25/25 |
| Walks | 1 | 5x (UAPB) | 4/15/25 |
| Stolen Bases | 1 | Oral Roberts | 3/18/25 |

CAREER HIGHS

| Category | High | Opponent (Last) | Date |
|--------------|------|------------------|---------|
| Hits | 2 | Washington State | 2/15/25 |
| Runs | 1 | 5x (UAPB) | 4/15/25 |
| Doubles | 2 | Washington State | 2/15/25 |
| Triples | -- | -- | -- |
| Home Runs | 1 | UAPB | 4/15/25 |
| RBI | 3 | Missouri State | 3/25/25 |
| Walks | 1 | 5x (UAPB) | 4/15/25 |
| Stolen Bases | 1 | Oral Roberts | 3/18/25 |



18 REESE ROBINETT

SEASON HIGHS

| Category | High | Opponent (Last) | Date |
|--------------|------|------------------|---------|
| Hits | 3 | UAPB | 4/15/25 |
| Runs | 1 | 3x (Little Rock) | 4/22/25 |
| Doubles | 3 | UAPB | 4/15/25 |
| Triples | -- | -- | -- |
| Home Runs | -- | -- | -- |
| RBI | 1 | UAPB | 4/15/25 |
| Walks | 1 | 2x (Little Rock) | 4/22/25 |
| Stolen Bases | -- | -- | -- |

CAREER HIGHS

| Category | High | Opponent (Last) | Date |
|--------------|------|------------------|---------|
| Hits | 3 | UAPB | 4/15/25 |
| Runs | 2 | 2x (Omaha) | 3/28/23 |
| Doubles | 3 | UAPB | 4/15/25 |
| Triples | -- | -- | -- |
| Home Runs | 1 | 2x (at #1 LSU) | 3/24/23 |
| RBI | 3 | at #1 LSU | 3/24/23 |
| Walks | 1 | 3x (Little Rock) | 4/22/25 |
| Stolen Bases | -- | -- | -- |



22 LOGAN MAXWELL

SEASON HIGHS

| Category | High | Opponent (Last) | Date |
|--------------|------|----------------------|---------|
| Hits | 3 | 3x (at #13 Ole Miss) | 3/16/25 |
| Runs | 3 | 4x (UAPB) | 4/15/25 |
| Doubles | 1 | 3x (at #7 Georgia) | 4/11/25 |
| Triples | -- | -- | -- |
| Home Runs | 1 | 9x (Missouri) | 4/5/25 |
| RBI | 2 | 6x (Little Rock) | 4/22/25 |
| Walks | 3 | Missouri | 4/5/25 |
| Stolen Bases | -- | -- | -- |

CAREER HIGHS

| Category | High | Opponent (Last) | Date |
|--------------|------|-----------------|---------|
| Hits | 5 | at Baylor | 5/4/24 |
| Runs | 3 | 7x (UAPB) | 4/15/25 |
| Doubles | 2 | 5x (Houston) | 3/28/24 |
| Triples | 1 | 4x (Texas Tech) | 4/13/24 |
| Home Runs | 1 | 14x (Missouri) | 4/5/25 |
| RBI | 5 | UTRGV | 5/2/23 |
| Walks | 3 | 3x (Missouri) | 4/5/25 |
| Stolen Bases | 2 | Army | 3/13/22 |



24 CHARLES DAVALAN

SEASON HIGHS

| Category | High | Opponent (Last) | Date |
|--------------|------|-----------------------|---------|
| Hits | 4 | 2x (South Carolina) | 3/21/25 |
| Runs | 4 | ULM | 3/5/25 |
| Doubles | 1 | 8x (Texas A&M [DH-1]) | 4/18/25 |
| Triples | 1 | vs. Grambling | 4/1/25 |
| Home Runs | 2 | 2x (Missouri [DH-1]) | 4/6/25 |
| RBI | 7 | Missouri [DH-1] | 4/6/25 |
| Walks | 2 | 6x (at #7 Georgia) | 4/13/25 |
| Stolen Bases | 1 | 5x (Missouri [DH-2]) | 4/6/25 |

CAREER HIGHS

| Category | High | Opponent (Last) | Date |
|--------------|------|----------------------|---------|
| Hits | 4 | 2x (South Carolina) | 3/21/25 |
| Runs | 4 | 3x (ULM) | 3/5/25 |
| Doubles | 3 | Lipscomb | 4/26/24 |
| Triples | 1 | 3x (vs. Grambling) | 4/1/25 |
| Home Runs | 2 | 2x (Missouri [DH-1]) | 4/6/25 |
| RBI | 7 | Missouri [DH-1] | 4/6/25 |
| Walks | 3 | at UCF | 4/23/24 |
| Stolen Bases | 2 | Xavier | 3/3/24 |


25 KUHIO ALOY
SEASON HIGHS

| Category | High | Opponent (Last) | Date |
|--------------|------|-------------------|---------|
| Hits | 4 | 2x (UAPB) | 4/15/25 |
| Runs | 3 | 2x (UAPB) | 4/15/25 |
| Doubles | 2 | Missouri [DH-2] | 4/6/25 |
| Triples | -- | -- | -- |
| Home Runs | 1 | 11x (UAPB) | 4/15/25 |
| RBI | 6 | ULM | 3/4/25 |
| Walks | 2 | 2x (Oral Roberts) | 3/19/25 |
| Stolen Bases | -- | -- | -- |

CAREER HIGHS

| Category | High | Opponent (Last) | Date |
|--------------|------|----------------------|---------|
| Hits | 4 | 2x (UAPB) | 4/15/25 |
| Runs | 3 | 2x (UAPB) | 4/15/25 |
| Doubles | 2 | 2x (Missouri [DH-2]) | 4/6/25 |
| Triples | 1 | at UC Davis | 2/22/24 |
| Home Runs | 1 | 19x (UAPB) | 4/15/25 |
| RBI | 6 | ULM | 3/4/25 |
| Walks | 2 | 4x (Oral Roberts) | 3/19/25 |
| Stolen Bases | -- | -- | -- |


27 RYDER HELFRICK
SEASON HIGHS

| Category | High | Opponent (Last) | Date |
|--------------|------|------------------------|---------|
| Hits | 3 | 2x (Missouri [DH-2]) | 4/6/25 |
| Runs | 2 | 9x (Little Rock) | 4/22/25 |
| Doubles | 1 | 6x (Little Rock) | 4/22/25 |
| Triples | 1 | 2x (at #14 Vanderbilt) | 3/28/25 |
| Home Runs | 2 | 2x (at #7 Georgia) | 4/13/25 |
| RBI | 3 | 2x (Grambling) | 2/25/25 |
| Walks | 2 | 5x (at #14 Vanderbilt) | 3/28/25 |
| Stolen Bases | -- | -- | -- |

CAREER HIGHS

| Category | High | Opponent (Last) | Date |
|--------------|------|------------------------|---------|
| Hits | 3 | 2x (Missouri [DH-2]) | 4/6/25 |
| Runs | 3 | James Madison | 2/17/24 |
| Doubles | 1 | 9x (Little Rock) | 4/22/25 |
| Triples | 1 | 2x (at #14 Vanderbilt) | 3/28/25 |
| Home Runs | 2 | 2x (at #7 Georgia) | 4/13/25 |
| RBI | 3 | 2x (Grambling) | 2/25/25 |
| Walks | 2 | 6x (at #14 Vanderbilt) | 3/28/25 |
| Stolen Bases | 1 | #14 Mississippi State | 5/10/24 |


28 CARSON BOLES
SEASON HIGHS

| Category | High | Opponent (Last) | Date |
|--------------|------|----------------------|--------|
| Hits | 2 | 2x (Arkansas State) | 4/8/25 |
| Runs | 2 | 3x (Missouri [DH-2]) | 4/6/25 |
| Doubles | 1 | 4x (Arkansas State) | 4/8/25 |
| Triples | -- | -- | -- |
| Home Runs | 1 | Missouri [DH-2] | 4/6/25 |
| RBI | 3 | 2x (Missouri [DH-2]) | 4/6/25 |
| Walks | 2 | 3x (Missouri [DH-2]) | 4/6/25 |
| Stolen Bases | -- | -- | -- |

CAREER HIGHS

| Category | High | Opponent (Last) | Date |
|--------------|------|----------------------|--------|
| Hits | 2 | 2x (Arkansas State) | 4/8/25 |
| Runs | 2 | 3x (Missouri [DH-2]) | 4/6/25 |
| Doubles | 1 | 4x (Arkansas State) | 4/8/25 |
| Triples | -- | -- | -- |
| Home Runs | 1 | Missouri [DH-2] | 4/6/25 |
| RBI | 3 | 2x (Missouri [DH-2]) | 4/6/25 |
| Walks | 2 | 3x (Missouri [DH-2]) | 4/6/25 |
| Stolen Bases | -- | -- | -- |


42 MICHAEL ANDERSON
SEASON HIGHS

| Category | High | Opponent (Last) | Date |
|--------------|------|-----------------|--------|
| Hits | -- | -- | -- |
| Runs | -- | -- | -- |
| Doubles | -- | -- | -- |
| Triples | -- | -- | -- |
| Home Runs | -- | -- | -- |
| RBI | -- | -- | -- |
| Walks | 1 | vs. Grambling | 4/1/25 |
| Stolen Bases | -- | -- | -- |

CAREER HIGHS

| Category | High | Opponent (Last) | Date |
|--------------|------|----------------------|---------|
| Hits | 5 | Stonehill | 3/20/24 |
| Runs | 3 | Stonehill | 3/20/24 |
| Doubles | 2 | Stonehill | 3/20/24 |
| Triples | 1 | 2x (Stonehill) | 3/20/24 |
| Home Runs | 2 | 3x (at Davidson) | 5/3/24 |
| RBI | 12 | Stonehill | 3/20/24 |
| Walks | 3 | at George Washington | 4/19/24 |
| Stolen Bases | 1 | at Stonehill | 4/24/24 |



13 STEELE EAVES

SEASON HIGHS

| Category | High | Opponent (Last) | Date |
|----------------|------|----------------------|---------|
| Innings | 2.0 | Little Rock | 4/23/25 |
| Longest Start | -- | -- | -- |
| Shortest Start | -- | -- | -- |
| Longest Relief | 2.0 | Little Rock | 4/23/25 |
| Hits | 4 | Portland | 3/7/25 |
| Runs | 1 | 2x (Portland) | 3/7/25 |
| Earned Runs | 1 | 2x (Portland) | 3/7/25 |
| Walks | 1 | Oral Roberts | 3/19/25 |
| Strikeouts | 2 | 2x (Missouri [DH-2]) | 4/6/25 |

CAREER HIGHS

| Category | High | Opponent (Last) | Date |
|----------------|------|----------------------|---------|
| Innings | 2.0 | Little Rock | 4/23/25 |
| Longest Start | -- | -- | -- |
| Shortest Start | -- | -- | -- |
| Longest Relief | 2.0 | Little Rock | 4/23/25 |
| Hits | 4 | Portland | 3/7/25 |
| Runs | 1 | 2x (Portland) | 3/7/25 |
| Earned Runs | 1 | 2x (Portland) | 3/7/25 |
| Walks | 1 | Oral Roberts | 3/19/25 |
| Strikeouts | 2 | 2x (Missouri [DH-2]) | 4/6/25 |



14 GAGE WOOD

SEASON HIGHS

| Category | High | Opponent (Last) | Date |
|----------------|------|-----------------------|---------|
| Innings | 5.0 | Washington State | 2/15/25 |
| Longest Start | 5.0 | Washington State | 2/15/25 |
| Shortest Start | 0.1 | Texas A&M [DH-1] | 4/18/25 |
| Longest Relief | -- | -- | -- |
| Hits | 3 | Texas A&M [DH-1] | 4/18/25 |
| Runs | 3 | Texas A&M [DH-1] | 4/18/25 |
| Earned Runs | 3 | Texas A&M [DH-1] | 4/18/25 |
| Walks | 1 | 2x (Texas A&M [DH-1]) | 4/18/25 |
| Strikeouts | 7 | Washington State | 2/15/25 |

CAREER HIGHS

| Category | High | Opponent (Last) | Date |
|----------------|------|-----------------------|---------|
| Innings | 5.0 | 2x (Washington State) | 2/15/25 |
| Longest Start | 5.0 | 2x (Washington State) | 2/15/25 |
| Shortest Start | 0.1 | Texas A&M [DH-1] | 4/18/25 |
| Longest Relief | 4.1 | at #8 Kentucky | 5/4/24 |
| Hits | 7 | at #5 Texas A&M | 5/17/24 |
| Runs | 5 | at #12 Vanderbilt | 5/19/23 |
| Earned Runs | 5 | at #12 Vanderbilt | 5/19/23 |
| Walks | 3 | at Mississippi State | 5/5/23 |
| Strikeouts | 7 | Washington State | 2/15/25 |



16 AIDEN JIMENEZ

SEASON HIGHS

| Category | High | Opponent (Last) | Date |
|----------------|------|--------------------|---------|
| Innings | 4.1 | South Carolina | 3/22/25 |
| Longest Start | -- | -- | -- |
| Shortest Start | -- | -- | -- |
| Longest Relief | 4.1 | South Carolina | 3/22/25 |
| Hits | 4 | South Carolina | 3/22/25 |
| Runs | 2 | Texas A&M [DH-2] | 4/18/25 |
| Earned Runs | 2 | Texas A&M [DH-2] | 4/18/25 |
| Walks | 1 | 3x (at #7 Georgia) | 4/11/25 |
| Strikeouts | 6 | at #13 Ole Miss | 3/15/25 |

CAREER HIGHS

| Category | High | Opponent (Last) | Date |
|----------------|------|----------------------|---------|
| Innings | 6.0 | vs. Sam Houston | 6/4/23 |
| Longest Start | 2.0 | Portland | 5/16/23 |
| Shortest Start | 2.0 | Portland | 5/16/23 |
| Longest Relief | 6.0 | vs. Sam Houston | 6/4/23 |
| Hits | 6 | Arizona State | 5/25/23 |
| Runs | 5 | Portland | 5/16/23 |
| Earned Runs | 5 | Portland | 5/16/23 |
| Walks | 2 | 2x (Utah) | 5/7/23 |
| Strikeouts | 6 | 2x (at #13 Ole Miss) | 3/15/25 |



20 GABE GAECKLE

SEASON HIGHS

| Category | High | Opponent (Last) | Date |
|----------------|------|------------------------|---------|
| Innings | 5.2 | 3x (Texas A&M [DH-1]) | 4/18/25 |
| Longest Start | 5.2 | 2x (at #14 Vanderbilt) | 3/29/25 |
| Shortest Start | 1.2 | South Carolina | 3/22/25 |
| Longest Relief | 5.2 | Texas A&M [DH-1] | 4/18/25 |
| Hits | 10 | Charlotte | 2/28/25 |
| Runs | 9 | Charlotte | 2/28/25 |
| Earned Runs | 9 | Charlotte | 2/28/25 |
| Walks | 4 | vs. Kansas State | 2/21/25 |
| Strikeouts | 8 | 2x (Texas A&M [DH-1]) | 4/18/25 |

CAREER HIGHS

| Category | High | Opponent (Last) | Date |
|----------------|------|------------------------|---------|
| Innings | 5.2 | 3x (Texas A&M [DH-1]) | 4/18/25 |
| Longest Start | 5.2 | 2x (at #14 Vanderbilt) | 3/29/25 |
| Shortest Start | 1.2 | South Carolina | 3/22/25 |
| Longest Relief | 5.2 | Texas A&M [DH-1] | 4/18/25 |
| Hits | 10 | Charlotte | 2/28/25 |
| Runs | 9 | Charlotte | 2/28/25 |
| Earned Runs | 9 | Charlotte | 2/28/25 |
| Walks | 4 | vs. Kansas State | 2/21/25 |
| Strikeouts | 8 | 2x (Texas A&M [DH-1]) | 4/18/25 |



26 TATE MCGUIRE

SEASON HIGHS

| Category | High | Opponent (Last) | Date |
|----------------|------|------------------|---------|
| Innings | 5.0 | Little Rock | 4/22/25 |
| Longest Start | 5.0 | Little Rock | 4/22/25 |
| Shortest Start | 3.0 | Arkansas State | 4/8/25 |
| Longest Relief | 3.0 | Oral Roberts | 3/19/25 |
| Hits | 5 | Arkansas State | 4/8/25 |
| Runs | 3 | UAPB | 4/15/25 |
| Earned Runs | 3 | UAPB | 4/15/25 |
| Walks | 2 | 2x (Little Rock) | 4/22/25 |
| Strikeouts | 5 | UAPB | 4/15/25 |

CAREER HIGHS

| Category | High | Opponent (Last) | Date |
|----------------|------|------------------|---------|
| Innings | 5.0 | Little Rock | 4/22/25 |
| Longest Start | 5.0 | Little Rock | 4/22/25 |
| Shortest Start | 3.0 | Arkansas State | 4/8/25 |
| Longest Relief | 3.0 | Oral Roberts | 3/19/25 |
| Hits | 5 | Arkansas State | 4/8/25 |
| Runs | 3 | UAPB | 4/15/25 |
| Earned Runs | 3 | UAPB | 4/15/25 |
| Walks | 2 | 3x (Little Rock) | 4/22/25 |
| Strikeouts | 5 | UAPB | 4/15/25 |



31 DYLAN CARTER

SEASON HIGHS

| Category | High | Opponent (Last) | Date |
|----------------|------|--------------------|---------|
| Innings | 4.0 | Texas A&M | 4/17/25 |
| Longest Start | -- | -- | -- |
| Shortest Start | -- | -- | -- |
| Longest Relief | 4.0 | Texas A&M | 4/17/25 |
| Hits | 3 | 2x (vs. Grambling) | 4/1/25 |
| Runs | 2 | 2x (vs. Grambling) | 4/1/25 |
| Earned Runs | 2 | 2x (vs. Grambling) | 4/1/25 |
| Walks | 1 | 7x (at Florida) | 4/25/25 |
| Strikeouts | 4 | Texas A&M | 4/17/25 |

CAREER HIGHS

| Category | High | Opponent (Last) | Date |
|----------------|------|-----------------|---------|
| Innings | 4.2 | #16 Tennessee | 4/16/23 |
| Longest Start | -- | -- | -- |
| Shortest Start | -- | -- | -- |
| Longest Relief | 4.2 | #16 Tennessee | 4/16/23 |
| Hits | 6 | #16 Tennessee | 4/16/23 |
| Runs | 6 | at #1 LSU | 3/25/23 |
| Earned Runs | 5 | at #1 LSU | 3/25/23 |
| Walks | 3 | at #1 LSU | 3/25/23 |
| Strikeouts | 4 | Texas A&M | 4/17/25 |



29 COLE GIBLER

SEASON HIGHS

| Category | High | Opponent (Last) | Date |
|----------------|------|---------------------|---------|
| Innings | 2.1 | Missouri State | 3/25/25 |
| Longest Start | -- | -- | -- |
| Shortest Start | -- | -- | -- |
| Longest Relief | 2.1 | Missouri State | 3/25/25 |
| Hits | 4 | Oral Roberts | 3/18/25 |
| Runs | 3 | Missouri State | 3/25/25 |
| Earned Runs | 3 | Missouri State | 3/25/25 |
| Walks | 1 | 6x (Arkansas State) | 4/8/25 |
| Strikeouts | 7 | Missouri State | 3/25/25 |

CAREER HIGHS

| Category | High | Opponent (Last) | Date |
|----------------|------|---------------------|---------|
| Innings | 2.1 | Missouri State | 3/25/25 |
| Longest Start | -- | -- | -- |
| Shortest Start | -- | -- | -- |
| Longest Relief | 2.1 | Missouri State | 3/25/25 |
| Hits | 4 | Oral Roberts | 3/18/25 |
| Runs | 3 | Missouri State | 3/25/25 |
| Earned Runs | 3 | Missouri State | 3/25/25 |
| Walks | 1 | 6x (Arkansas State) | 4/8/25 |
| Strikeouts | 7 | Missouri State | 3/25/25 |



32 HUNTER DIETZ

SEASON HIGHS

| Category | High | Opponent (Last) | Date |
|----------------|------|-----------------|------|
| Innings | -- | -- | -- |
| Longest Start | -- | -- | -- |
| Shortest Start | -- | -- | -- |
| Longest Relief | -- | -- | -- |
| Hits | -- | -- | -- |
| Runs | -- | -- | -- |
| Earned Runs | -- | -- | -- |
| Walks | -- | -- | -- |
| Strikeouts | -- | -- | -- |

CAREER HIGHS

| Category | High | Opponent (Last) | Date |
|----------------|------|---------------------|---------|
| Innings | 0.2 | vs. #8 LSU | 3/30/24 |
| Longest Start | -- | -- | -- |
| Shortest Start | -- | -- | -- |
| Longest Relief | 0.2 | vs. #8 LSU | 3/30/24 |
| Hits | 1 | vs. #8 LSU | 3/30/24 |
| Runs | 0 | 2x (San Jose State) | 4/9/24 |
| Earned Runs | 0 | 2x (San Jose State) | 4/9/24 |
| Walks | 1 | 2x (San Jose State) | 4/9/24 |
| Strikeouts | 1 | 2x (San Jose State) | 4/9/24 |



33 ZACH ROOT

SEASON HIGHS

| Category | High | Opponent (Last) | Date |
|----------------|------|-------------------|---------|
| Innings | 7.2 | at #14 Vanderbilt | 3/28/25 |
| Longest Start | 7.2 | at #14 Vanderbilt | 3/28/25 |
| Shortest Start | 3.0 | at #13 Ole Miss | 3/14/25 |
| Longest Relief | -- | -- | -- |
| Hits | 10 | at #13 Ole Miss | 3/14/25 |
| Runs | 7 | at #13 Ole Miss | 3/14/25 |
| Earned Runs | 7 | at #13 Ole Miss | 3/14/25 |
| Walks | 3 | 3x (Texas A&M) | 4/17/25 |
| Strikeouts | 10 | 2x (Portland) | 3/8/25 |

CAREER HIGHS

| Category | High | Opponent (Last) | Date |
|----------------|------|----------------------|---------|
| Innings | 7.2 | at #14 Vanderbilt | 3/28/25 |
| Longest Start | 7.2 | at #14 Vanderbilt | 3/28/25 |
| Shortest Start | 3.0 | 2x (at #13 Ole Miss) | 3/14/25 |
| Longest Relief | 5.0 | at Elon | 3/28/23 |
| Hits | 10 | at #13 Ole Miss | 3/14/25 |
| Runs | 7 | 2x (at #13 Ole Miss) | 3/14/25 |
| Earned Runs | 7 | at #13 Ole Miss | 3/14/25 |
| Walks | 5 | Charlotte | 4/13/24 |
| Strikeouts | 10 | 3x (Portland) | 3/8/25 |



36 PARKER COIL

SEASON HIGHS

| Category | High | Opponent (Last) | Date |
|----------------|------|----------------------|---------|
| Innings | 2.0 | 4x (South Carolina) | 3/23/25 |
| Longest Start | -- | -- | -- |
| Shortest Start | -- | -- | -- |
| Longest Relief | 2.0 | 4x (South Carolina) | 3/23/25 |
| Hits | 3 | 2x (at #13 Ole Miss) | 3/15/25 |
| Runs | 2 | vs. Michigan | 2/23/25 |
| Earned Runs | 1 | at #13 Ole Miss | 3/15/25 |
| Walks | 1 | 2x (South Carolina) | 3/23/25 |
| Strikeouts | 4 | 2x (at #13 Ole Miss) | 3/15/25 |

CAREER HIGHS

| Category | High | Opponent (Last) | Date |
|----------------|------|-----------------------|---------|
| Innings | 3.2 | Army | 3/7/23 |
| Longest Start | 3.2 | Army | 3/7/23 |
| Shortest Start | 2.0 | vs. Lipscomb | 5/2/23 |
| Longest Relief | 3.1 | #14 Mississippi State | 5/11/24 |
| Hits | 6 | Army | 3/7/23 |
| Runs | 4 | 2x (James Madison) | 2/17/24 |
| Earned Runs | 4 | 2x (James Madison) | 2/17/24 |
| Walks | 3 | vs. #15 TCU | 2/18/23 |
| Strikeouts | 4 | 3x (at #13 Ole Miss) | 3/15/25 |




35 LANDON BEIDELSCHIES

SEASON HIGHS

| Category | High | Opponent (Last) | Date |
|----------------|------|-----------------------|---------|
| Innings | 6.1 | Charlotte | 3/2/25 |
| Longest Start | 6.1 | Charlotte | 3/2/25 |
| Shortest Start | 2.1 | at #13 Ole Miss | 3/16/25 |
| Longest Relief | 2.2 | vs. #22 TCU | 2/22/25 |
| Hits | 8 | Portland | 3/9/25 |
| Runs | 4 | 2x (at #7 Georgia) | 4/13/25 |
| Earned Runs | 4 | 2x (at #7 Georgia) | 4/13/25 |
| Walks | 2 | 4x (Texas A&M [DH-2]) | 4/18/25 |
| Strikeouts | 7 | 3x (Missouri [DH-2]) | 4/6/25 |

CAREER HIGHS

| Category | High | Opponent (Last) | Date |
|----------------|------|------------------|---------|
| Innings | 7.0 | 3x (at Rutgers) | 5/16/24 |
| Longest Start | 7.0 | 3x (at Rutgers) | 5/16/24 |
| Shortest Start | 2.1 | at #13 Ole Miss | 3/16/25 |
| Longest Relief | 2.2 | vs. #22 TCU | 2/22/25 |
| Hits | 9 | Michigan State | 4/26/24 |
| Runs | 6 | Michigan State | 4/26/24 |
| Earned Runs | 6 | Michigan State | 4/26/24 |
| Walks | 4 | 2x (Michigan) | 4/19/24 |
| Strikeouts | 12 | at West Virginia | 3/15/24 |




38 COLIN FISHER

SEASON HIGHS

| Category | High | Opponent (Last) | Date |
|----------------|------|----------------------|---------|
| Innings | 3.0 | 3x (Missouri State) | 3/25/25 |
| Longest Start | 3.0 | 3x (Missouri State) | 3/25/25 |
| Shortest Start | 2.0 | 2x (Little Rock) | 4/23/25 |
| Longest Relief | 2.0 | 2x (UAPB) | 4/15/25 |
| Hits | 3 | 2x (at #13 Ole Miss) | 3/16/25 |
| Runs | 3 | 2x (Missouri State) | 3/25/25 |
| Earned Runs | 3 | 2x (Missouri State) | 3/25/25 |
| Walks | 3 | Missouri State | 3/25/25 |
| Strikeouts | 6 | 2x (Missouri State) | 3/25/25 |

CAREER HIGHS


| Category | High | Opponent (Last) | Date |
|----------------|------|---------------------|---------|
| Innings | 5.0 | James Madison | 2/19/24 |
| Longest Start | 5.0 | James Madison | 2/19/24 |
| Shortest Start | 1.0 | Grambling | 2/27/24 |
| Longest Relief | 2.2 | at #23 Auburn | 3/24/23 |
| Hits | 6 | Texas Tech | 4/17/24 |
| Runs | 3 | 3x (Missouri State) | 3/25/25 |
| Earned Runs | 3 | 3x (Missouri State) | 3/25/25 |
| Walks | 3 | 2x (Missouri State) | 3/25/25 |
| Strikeouts | 6 | 3x (Missouri State) | 3/25/25 |

**40 BEN BYBEE****SEASON HIGHS**

| Category | High | Opponent (Last) | Date |
|----------------|------|------------------------|---------|
| Innings | 4.0 | 3x (at #14 Vanderbilt) | 3/30/25 |
| Longest Start | 4.0 | 2x (Oral Roberts) | 3/18/25 |
| Shortest Start | 3.0 | Grambling | 2/25/25 |
| Longest Relief | 4.0 | at #14 Vanderbilt | 3/30/25 |
| Hits | 5 | 2x (at #7 Georgia) | 4/12/25 |
| Runs | 3 | 2x (Missouri State) | 3/25/25 |
| Earned Runs | 3 | ULM | 3/5/25 |
| Walks | 2 | 2x (Texas A&M [DH-1]) | 4/18/25 |
| Strikeouts | 7 | at #14 Vanderbilt | 3/30/25 |

CAREER HIGHS

| Category | High | Opponent (Last) | Date |
|----------------|------|----------------------------|---------|
| Innings | 5.0 | 2x (San Jose State) | 4/9/24 |
| Longest Start | 5.0 | 2x (San Jose State) | 4/9/24 |
| Shortest Start | 0.2 | Alabama | 4/2/23 |
| Longest Relief | 4.0 | at #14 Vanderbilt | 3/30/25 |
| Hits | 6 | 2x (Texas Tech) | 4/16/24 |
| Runs | 6 | Texas Tech | 4/16/24 |
| Earned Runs | 6 | Texas Tech | 4/16/24 |
| Walks | 4 | 2x (#14 Mississippi State) | 5/11/24 |
| Strikeouts | 7 | at #14 Vanderbilt | 3/30/25 |

**44 CARSON WIGGINS****SEASON HIGHS**

| Category | High | Opponent (Last) | Date |
|----------------|------|-----------------------|---------|
| Innings | 2.0 | 2x (at #7 Georgia) | 4/13/25 |
| Longest Start | -- | -- | -- |
| Shortest Start | -- | -- | -- |
| Longest Relief | 2.0 | 2x (at #7 Georgia) | 4/13/25 |
| Hits | 1 | 6x (Texas A&M [DH-2]) | 4/18/25 |
| Runs | 1 | 5x (Texas A&M [DH-2]) | 4/18/25 |
| Earned Runs | 1 | 4x (Texas A&M [DH-2]) | 4/18/25 |
| Walks | 3 | at #13 Ole Miss | 3/16/25 |
| Strikeouts | 4 | at #7 Georgia | 4/13/25 |

CAREER HIGHS


| Category | High | Opponent (Last) | Date |
|----------------|------|-----------------------|---------|
| Innings | 2.0 | 2x (at #7 Georgia) | 4/13/25 |
| Longest Start | -- | -- | -- |
| Shortest Start | -- | -- | -- |
| Longest Relief | 2.0 | 2x (at #7 Georgia) | 4/13/25 |
| Hits | 1 | 6x (Texas A&M [DH-2]) | 4/18/25 |
| Runs | 1 | 5x (Texas A&M [DH-2]) | 4/18/25 |
| Earned Runs | 1 | 4x (Texas A&M [DH-2]) | 4/18/25 |
| Walks | 3 | at #13 Ole Miss | 3/16/25 |
| Strikeouts | 4 | at #7 Georgia | 4/13/25 |

**41 WILL McENTIRE****SEASON HIGHS**

| Category | High | Opponent (Last) | Date |
|----------------|------|---------------------|---------|
| Innings | 3.1 | at #13 Ole Miss | 3/16/25 |
| Longest Start | -- | -- | -- |
| Shortest Start | -- | -- | -- |
| Longest Relief | 3.1 | at #13 Ole Miss | 3/16/25 |
| Hits | 3 | Missouri State | 3/25/25 |
| Runs | 3 | Missouri State | 3/25/25 |
| Earned Runs | 2 | 2x (Missouri State) | 3/25/25 |
| Walks | 1 | 2x (Missouri State) | 3/25/25 |
| Strikeouts | 5 | at #13 Ole Miss | 3/16/25 |

CAREER HIGHS

| Category | High | Opponent (Last) | Date |
|----------------|------|---------------------------|---------|
| Innings | 9.0 | Louisiana Tech | 3/11/23 |
| Longest Start | 9.0 | Louisiana Tech | 3/11/23 |
| Shortest Start | 1.1 | 2x (at #5 Texas A&M) | 5/18/24 |
| Longest Relief | 6.0 | #6 South Carolina | 5/13/23 |
| Hits | 9 | at #1 LSU | 3/25/23 |
| Runs | 7 | at #1 LSU | 3/25/23 |
| Earned Runs | 7 | at #1 LSU | 3/25/23 |
| Walks | 4 | 2x (at #6 Oklahoma State) | 6/5/22 |
| Strikeouts | 9 | 2x (#6 South Carolina) | 5/13/23 |

**46 CHRISTIAN FOUTCH****SEASON HIGHS**

| Category | High | Opponent (Last) | Date |
|----------------|------|-------------------------|---------|
| Innings | 2.0 | Washington State [DH-1] | 2/14/25 |
| Longest Start | -- | -- | -- |
| Shortest Start | -- | -- | -- |
| Longest Relief | 2.0 | Washington State [DH-1] | 2/14/25 |
| Hits | 2 | 2x (Charlotte) | 3/2/25 |
| Runs | 2 | 3x (Texas A&M [DH-2]) | 4/18/25 |
| Earned Runs | 2 | 3x (Texas A&M [DH-2]) | 4/18/25 |
| Walks | 2 | vs. #22 TCU | 2/22/25 |
| Strikeouts | 5 | at #7 Georgia | 4/12/25 |

CAREER HIGHS

| Category | High | Opponent (Last) | Date |
|----------------|------|------------------------------|---------|
| Innings | 2.0 | 5x (Washington State [DH-1]) | 2/14/25 |
| Longest Start | -- | -- | -- |
| Shortest Start | -- | -- | -- |
| Longest Relief | 2.0 | 5x (Washington State [DH-1]) | 2/14/25 |
| Hits | 6 | Little Rock | 4/12/23 |
| Runs | 4 | Little Rock | 4/12/23 |
| Earned Runs | 4 | Little Rock | 4/12/23 |
| Walks | 2 | 6x (vs. #22 TCU) | 2/22/25 |
| Strikeouts | 5 | at #7 Georgia | 4/12/25 |

A ||| OVERALL STATISTICS

Record: 36-8 Home: 27-3 Away: 6-4 Neutral: 3-1 SEC: 13-6

| Player | avg | gp-gs | ab | r | h | 2b | 3b | hr | rbi | tb | slg% | bb | hp | so | gdp | ob% | sf | sh | sb-att | po | a | e | fld% |
|---------------------|------|-------|------|-----|-----|----|----|----|-----|-----|------|-----|----|-----|-----|------|----|----|--------|------|-----|----|-------|
| 9 Wehiwa Aloy | .376 | 44-44 | 186 | 62 | 70 | 15 | 1 | 17 | 49 | 138 | .742 | 19 | 8 | 39 | 4 | .455 | 0 | 0 | 6-8 | 52 | 96 | 3 | .980 |
| 24 Charles Davalan | .375 | 44-43 | 184 | 61 | 69 | 8 | 1 | 12 | 44 | 115 | .625 | 24 | 4 | 16 | 0 | .455 | 1 | 1 | 5-7 | 76 | 3 | 0 | 1.000 |
| 25 Kuhio Aloy | .375 | 40-39 | 160 | 43 | 60 | 12 | 0 | 11 | 57 | 105 | .656 | 20 | 4 | 50 | 4 | .454 | 1 | 0 | 0-0 | 0 | 0 | 1 | .000 |
| 8 Cam Kozeal | .362 | 39-35 | 149 | 37 | 54 | 13 | 0 | 9 | 45 | 94 | .631 | 11 | 2 | 29 | 1 | .409 | 2 | 2 | 2-3 | 195 | 26 | 3 | .987 |
| 22 Logan Maxwell | .342 | 35-34 | 120 | 36 | 41 | 3 | 0 | 9 | 24 | 71 | .592 | 21 | 8 | 26 | 2 | .464 | 2 | 2 | 0-1 | 34 | 0 | 0 | 1.000 |
| 27 Ryder Helfrick | .302 | 40-35 | 116 | 29 | 35 | 6 | 2 | 8 | 22 | 69 | .595 | 20 | 4 | 31 | 0 | .415 | 2 | 4 | 0-2 | 354 | 13 | 3 | .992 |
| 10 Brent Iredale | .294 | 44-43 | 136 | 44 | 40 | 8 | 0 | 11 | 51 | 81 | .596 | 32 | 15 | 45 | 1 | .458 | 7 | 0 | 2-2 | 17 | 82 | 4 | .961 |
| 4 Justin Thomas Jr. | .289 | 41-33 | 97 | 31 | 28 | 4 | 1 | 7 | 25 | 55 | .567 | 23 | 4 | 34 | 2 | .433 | 3 | 2 | 4-7 | 67 | 2 | 1 | .986 |
| 3 Nolan Souza | .250 | 32-28 | 96 | 24 | 24 | 5 | 0 | 4 | 22 | 41 | .427 | 19 | 0 | 30 | 0 | .374 | 0 | 0 | 9-9 | 36 | 48 | 2 | .977 |
| ----- | | | | | | | | | | | | | | | | | | | | | | | |
| 28 Carson Boles | .357 | 23-10 | 42 | 13 | 15 | 4 | 0 | 1 | 13 | 22 | .524 | 14 | 0 | 12 | 0 | .509 | 1 | 0 | 0-0 | 16 | 0 | 1 | .941 |
| 18 Reese Robinett | .308 | 13-1 | 13 | 3 | 4 | 3 | 0 | 0 | 1 | 7 | .538 | 2 | 0 | 4 | 0 | .400 | 0 | 0 | 0-0 | 30 | 2 | 0 | 1.000 |
| 6 Gabe Fraser | .273 | 24-11 | 44 | 11 | 12 | 1 | 1 | 1 | 12 | 18 | .409 | 6 | 0 | 10 | 0 | .346 | 2 | 0 | 2-2 | 13 | 21 | 2 | .944 |
| 17 Zane Becker | .258 | 19-9 | 31 | 5 | 8 | 3 | 0 | 1 | 6 | 14 | .452 | 5 | 4 | 9 | 0 | .425 | 0 | 1 | 1-1 | 105 | 3 | 0 | 1.000 |
| 1 Rocco Peppi | .250 | 15-13 | 40 | 7 | 10 | 2 | 0 | 0 | 9 | 12 | .300 | 4 | 5 | 8 | 1 | .380 | 1 | 0 | 0-0 | 67 | 10 | 1 | .987 |
| 5 Kendall Diggs | .172 | 28-16 | 58 | 8 | 10 | 2 | 1 | 2 | 7 | 20 | .345 | 7 | 1 | 17 | 2 | .273 | 0 | 0 | 1-2 | 26 | 0 | 1 | .963 |
| 42 Michael Anderson | .000 | 4-2 | 8 | 0 | 0 | 0 | 0 | 0 | 0 | 0 | .000 | 1 | 0 | 3 | 0 | .111 | 0 | 0 | 0-0 | 9 | 0 | 0 | 1.000 |
| Totals | .324 | 44 | 1480 | 414 | 480 | 89 | 7 | 93 | 387 | 862 | .582 | 228 | 59 | 363 | 17 | .429 | 22 | 12 | 32-44 | 1115 | 344 | 25 | .983 |
| Opponents | .226 | 44 | 1375 | 167 | 311 | 67 | 3 | 38 | 154 | 498 | .362 | 119 | 42 | 457 | 21 | .306 | 9 | 13 | 37-45 | 1049 | 336 | 48 | .967 |

LOB - Team (342), Opp (276). DPs turned - Team (30), Opp (18). CI - Team (0), Opp (4). IBB - Team (7), Maxwell 3, K. Aloy 2, Diggs 1, Davalan 1, Opp (2). Picked off - W. Aloy 2, Thomas Jr. 1, Boles 1, Fraser 1.

(All games Sorted by Earned run avg)

| Player | era | w-l | app | gs | cg | sho | sv | ip | h | r | er | bb | so | 2b | 3b | hr | b/avg | wp | hp | bks | sfa | sha |
|-----------------------|------|------|-----|----|----|-----|----|-------|-----|-----|-----|-----|-----|----|----|----|-------|----|----|-----|-----|-----|
| 40 Ben Bybee | 3.19 | 3-0 | 13 | 3 | 0 | 0/1 | 0 | 31.0 | 28 | 12 | 11 | 8 | 34 | 4 | 0 | 4 | .241 | 0 | 1 | 1 | 1 | 0 |
| 35 Landon Beidelschie | 4.06 | 4-0 | 10 | 9 | 0 | 0/0 | 0 | 44.1 | 43 | 21 | 20 | 13 | 46 | 10 | 0 | 10 | .265 | 2 | 5 | 0 | 0 | 4 |
| 33 Zach Root | 4.50 | 5-3 | 11 | 11 | 1 | 0/2 | 0 | 58.0 | 52 | 31 | 29 | 22 | 81 | 18 | 0 | 3 | .232 | 5 | 6 | 2 | 1 | 1 |
| 20 Gabe Gaekle | 6.00 | 3-1 | 10 | 9 | 0 | 0/0 | 0 | 42.0 | 42 | 30 | 28 | 20 | 50 | 6 | 2 | 3 | .256 | 7 | 4 | 0 | 0 | 2 |
| ----- | | | | | | | | | | | | | | | | | | | | | | |
| 36 Parker Coil | 0.60 | 2-0 | 10 | 0 | 0 | 0/0 | 0 | 15.0 | 14 | 3 | 1 | 2 | 15 | 2 | 0 | 1 | .237 | 0 | 1 | 0 | 1 | 0 |
| 31 Dylan Carter | 2.05 | 4-0 | 18 | 0 | 0 | 0/3 | 0 | 26.1 | 18 | 6 | 6 | 7 | 31 | 4 | 0 | 2 | .200 | 7 | 4 | 0 | 1 | 1 |
| 16 Aiden Jimenez | 2.08 | 4-1 | 13 | 0 | 0 | 0/1 | 1 | 26.0 | 18 | 6 | 6 | 3 | 27 | 3 | 0 | 1 | .198 | 1 | 2 | 0 | 1 | 0 |
| 13 Steele Eaves | 2.35 | 1-0 | 6 | 0 | 0 | 0/2 | 0 | 7.2 | 8 | 2 | 2 | 1 | 8 | 0 | 0 | 0 | .258 | 1 | 2 | 0 | 0 | 0 |
| 44 Carson Wiggins | 2.57 | 1-0 | 13 | 0 | 0 | 0/1 | 3 | 14.0 | 6 | 5 | 4 | 9 | 20 | 2 | 0 | 0 | .133 | 6 | 1 | 0 | 2 | 1 |
| 41 Will McEntire | 2.89 | 1-0 | 13 | 0 | 0 | 0/1 | 1 | 18.2 | 12 | 7 | 6 | 2 | 21 | 2 | 0 | 4 | .179 | 1 | 1 | 0 | 0 | 1 |
| 26 Tate McGuire | 3.76 | 3-2 | 12 | 4 | 0 | 0/2 | 1 | 26.1 | 21 | 11 | 11 | 8 | 23 | 5 | 0 | 3 | .219 | 2 | 3 | 0 | 1 | 0 |
| 38 Colin Fisher | 3.86 | 3-0 | 14 | 5 | 0 | 0/3 | 0 | 23.1 | 18 | 10 | 10 | 9 | 29 | 6 | 0 | 2 | .214 | 3 | 2 | 0 | 0 | 2 |
| 46 Christian Foutch | 4.40 | 1-0 | 14 | 0 | 0 | 0/1 | 3 | 14.1 | 8 | 8 | 7 | 7 | 19 | 1 | 0 | 1 | .163 | 2 | 6 | 0 | 0 | 1 |
| 29 Cole Gibler | 4.67 | 1-1 | 13 | 0 | 0 | 0/1 | 1 | 17.1 | 16 | 9 | 9 | 6 | 39 | 2 | 0 | 3 | .235 | 2 | 3 | 0 | 0 | 0 |
| 14 Gage Wood | 6.14 | 0-0 | 3 | 3 | 0 | 0/0 | 0 | 7.1 | 7 | 6 | 5 | 2 | 14 | 2 | 1 | 1 | .241 | 2 | 1 | 0 | 1 | 0 |
| Totals | 3.75 | 36-8 | 44 | 44 | 1 | 5/5 | 10 | 371.2 | 311 | 167 | 155 | 119 | 457 | 67 | 3 | 38 | .226 | 41 | 42 | 3 | 9 | 13 |
| Opponents | 9.60 | 8-36 | 44 | 44 | 0 | 0/0 | 3 | 349.2 | 480 | 414 | 373 | 228 | 363 | 89 | 7 | 93 | .324 | 42 | 59 | 5 | 22 | 12 |

PB - Team (5), Helfrick 4, Becker 1, Opp (5). Pickoffs - Team (6), Carter 2, Root 1, McGuire 1, Gaekle 1, Helfrick 1, Opp (5). SBA/ATT - Helfrick (27-34), Beidelschies (6-10), Becker (10-10), Gaekle (5-7), Fisher (5-6), McGuire (5-5), Bybee (4-4), Foutch (4-4), Wiggins (2-2), Coil (2-2), Gibler (1-1), Jimenez (1-1), McEntire (0-1), Eaves (1-1), Root (1-1).

Record: 13-6 Home: 7-2 Away: 6-4 SEC: 13-6

| Player | avg | gp-gs | ab | r | h | 2b | 3b | hr | rbi | tb | slg% | bb | hp | so | gdp | ob% | sf | sh | sb-att | po | a | e | fld% |
|---------------------|------|-------|-----|-----|-----|----|----|----|-----|-----|------|----|----|-----|-----|------|----|----|--------|-----|-----|----|-------|
| 8 Cam Kozeal | .385 | 19-18 | 78 | 24 | 30 | 7 | 0 | 6 | 31 | 55 | .705 | 7 | 1 | 17 | 0 | .437 | 1 | 1 | 1-1 | 93 | 12 | 2 | .981 |
| 24 Charles Davalan | .375 | 19-19 | 88 | 27 | 33 | 5 | 0 | 8 | 23 | 62 | .705 | 10 | 1 | 13 | 0 | .444 | 0 | 0 | 2-2 | 34 | 2 | 0 | 1.000 |
| 9 Wehiwa Aloy | .349 | 19-19 | 86 | 29 | 30 | 5 | 0 | 9 | 22 | 62 | .721 | 9 | 1 | 22 | 2 | .417 | 0 | 0 | 1-2 | 28 | 35 | 1 | .984 |
| 22 Logan Maxwell | .344 | 18-17 | 61 | 19 | 21 | 3 | 0 | 6 | 13 | 42 | .689 | 8 | 6 | 15 | 1 | .461 | 1 | 1 | 0-0 | 23 | 0 | 0 | 1.000 |
| 27 Ryder Helfrick | .324 | 19-19 | 68 | 17 | 22 | 4 | 1 | 5 | 13 | 43 | .632 | 9 | 2 | 13 | 0 | .413 | 1 | 3 | 0-0 | 200 | 6 | 1 | .995 |
| 25 Kuhio Aloy | .321 | 19-19 | 81 | 15 | 26 | 6 | 0 | 2 | 17 | 38 | .469 | 7 | 2 | 31 | 2 | .385 | 1 | 0 | 0-0 | 0 | 0 | 0 | .000 |
| 4 Justin Thomas Jr. | .291 | 19-17 | 55 | 14 | 16 | 2 | 0 | 5 | 19 | 33 | .600 | 7 | 1 | 22 | 1 | .364 | 3 | 1 | 0-0 | 36 | 1 | 1 | .974 |
| 3 Nolan Souza | .262 | 13-12 | 42 | 9 | 11 | 3 | 0 | 1 | 9 | 17 | .405 | 10 | 0 | 13 | 0 | .404 | 0 | 0 | 2-2 | 20 | 21 | 1 | .976 |
| 10 Brent Iredale | .221 | 19-19 | 68 | 15 | 15 | 2 | 0 | 3 | 17 | 26 | .382 | 10 | 6 | 28 | 1 | .356 | 3 | 0 | 0-0 | 5 | 33 | 3 | .927 |
| ----- | | | | | | | | | | | | | | | | | | | | | | | |
| 28 Carson Boles | .417 | 8-2 | 12 | 6 | 5 | 0 | 0 | 1 | 5 | 8 | .667 | 5 | 0 | 6 | 0 | .556 | 1 | 0 | 0-0 | 5 | 0 | 0 | 1.000 |
| 1 Rocco Peppi | .357 | 5-4 | 14 | 1 | 5 | 0 | 0 | 0 | 1 | 5 | .357 | 0 | 1 | 4 | 0 | .400 | 0 | 0 | 0-0 | 16 | 3 | 0 | 1.000 |
| 6 Gabe Fraser | .333 | 11-4 | 18 | 6 | 6 | 1 | 1 | 0 | 4 | 9 | .500 | 5 | 0 | 3 | 0 | .478 | 0 | 0 | 0-0 | 5 | 10 | 0 | 1.000 |
| 5 Kendall Diggs | .100 | 10-2 | 10 | 0 | 1 | 0 | 0 | 0 | 0 | 1 | .100 | 0 | 0 | 4 | 0 | .100 | 0 | 0 | 0-0 | 4 | 0 | 0 | 1.000 |
| 17 Zane Becker | .000 | 5-0 | 2 | 1 | 0 | 0 | 0 | 0 | 0 | 0 | .000 | 1 | 0 | 1 | 0 | .333 | 0 | 0 | 0-0 | 9 | 0 | 0 | 1.000 |
| 42 Michael Anderson | .000 | 1-0 | 1 | 0 | 0 | 0 | 0 | 0 | 0 | 0 | .000 | 0 | 0 | 1 | 0 | .000 | 0 | 0 | 0-0 | 0 | 0 | 0 | .000 |
| 18 Reese Robinett | .000 | 2-0 | 1 | 1 | 0 | 0 | 0 | 0 | 0 | 0 | .000 | 0 | 0 | 0 | 0 | .000 | 0 | 0 | 0-0 | 4 | 0 | 0 | 1.000 |
| Totals | .323 | 19 | 685 | 184 | 221 | 38 | 2 | 46 | 174 | 401 | .585 | 88 | 21 | 193 | 7 | .410 | 11 | 6 | 6-7 | 491 | 136 | 11 | .983 |
| Opponents | .237 | 19 | 611 | 91 | 145 | 36 | 0 | 24 | 83 | 253 | .414 | 61 | 19 | 205 | 8 | .323 | 5 | 8 | 17-21 | 481 | 138 | 20 | .969 |

LOB - Team (149), Opp (122). DPs turned - Team (11), Opp (7). CI - Team (0), Opp (3). IBB - Team (3), K. Aloy 1, Davalan 1, Maxwell 1, Opp (2). Picked off - Thomas Jr. 1.

(SEC games only Sorted by Earned run avg)

| Player | era | w-l | app | gs | cg | sho | sv | ip | h | r | er | bb | so | 2b | 3b | hr | b/avg | wp | hp | bk | sfa | sha |
|-----------------------|-------|------|-----|----|----|-----|----|-------|-----|-----|-----|----|-----|----|----|----|-------|----|----|----|-----|-----|
| 16 Aiden Jimenez | 1.80 | 3-1 | 8 | 0 | 0 | 0/1 | 1 | 20.0 | 10 | 4 | 4 | 1 | 21 | 1 | 0 | 1 | .147 | 1 | 2 | 0 | 1 | 0 |
| 40 Ben Bybee | 2.03 | 1-0 | 5 | 0 | 0 | 0/0 | 0 | 13.1 | 11 | 3 | 3 | 4 | 18 | 3 | 0 | 2 | .224 | 0 | 0 | 0 | 0 | 0 |
| 35 Landon Beidelschie | 5.33 | 1-0 | 6 | 6 | 0 | 0/0 | 0 | 25.1 | 26 | 16 | 15 | 10 | 26 | 7 | 0 | 8 | .283 | 1 | 5 | 0 | 0 | 3 |
| 20 Gabe Gaeckle | 5.87 | 2-1 | 6 | 5 | 0 | 0/0 | 0 | 23.0 | 24 | 17 | 15 | 11 | 31 | 2 | 0 | 2 | .264 | 3 | 2 | 0 | 0 | 1 |
| 33 Zach Root | 5.89 | 3-3 | 7 | 7 | 1 | 0/1 | 0 | 36.2 | 40 | 26 | 24 | 16 | 45 | 14 | 0 | 3 | .272 | 4 | 3 | 2 | 1 | 1 |
| ----- | | | | | | | | | | | | | | | | | | | | | | |
| 13 Steele Eaves | 0.00 | 0-0 | 1 | 0 | 0 | 0/0 | 0 | 1.0 | 1 | 0 | 0 | 0 | 2 | 0 | 0 | 0 | .250 | 0 | 0 | 0 | 0 | 0 |
| 41 Will McEntire | 1.12 | 0-0 | 4 | 0 | 0 | 0/0 | 1 | 8.0 | 4 | 1 | 1 | 0 | 8 | 1 | 0 | 1 | .138 | 0 | 0 | 0 | 0 | 0 |
| 31 Dylan Carter | 2.25 | 0-0 | 8 | 0 | 0 | 0/1 | 0 | 12.0 | 3 | 3 | 3 | 3 | 16 | 1 | 0 | 1 | .083 | 1 | 2 | 0 | 1 | 1 |
| 36 Parker Coil | 2.25 | 2-0 | 2 | 0 | 0 | 0/0 | 0 | 4.0 | 5 | 1 | 1 | 1 | 5 | 1 | 0 | 1 | .294 | 0 | 1 | 0 | 0 | 0 |
| 44 Carson Wiggins | 3.38 | 1-0 | 6 | 0 | 0 | 0/0 | 0 | 8.0 | 4 | 4 | 3 | 8 | 11 | 1 | 0 | 0 | .160 | 3 | 1 | 0 | 2 | 1 |
| 46 Christian Foutch | 6.43 | 0-0 | 7 | 0 | 0 | 0/0 | 0 | 7.0 | 3 | 5 | 5 | 3 | 13 | 1 | 0 | 1 | .125 | 1 | 2 | 0 | 0 | 0 |
| 26 Tate McGuire | 6.75 | 0-0 | 1 | 0 | 0 | 0/0 | 0 | 1.1 | 3 | 1 | 1 | 1 | 1 | 1 | 0 | 0 | .429 | 0 | 0 | 0 | 0 | 0 |
| 29 Cole Gibler | 9.00 | 0-1 | 4 | 0 | 0 | 0/0 | 0 | 3.0 | 4 | 3 | 3 | 0 | 7 | 1 | 0 | 2 | .308 | 0 | 1 | 0 | 0 | 0 |
| 38 Colin Fisher | 54.00 | 0-0 | 2 | 0 | 0 | 0/0 | 0 | 0.2 | 4 | 4 | 4 | 2 | 0 | 1 | 0 | 1 | .800 | 0 | 0 | 0 | 0 | 1 |
| 14 Gage Wood | 81.00 | 0-0 | 1 | 1 | 0 | 0/0 | 0 | 0.1 | 3 | 3 | 3 | 1 | 1 | 1 | 0 | 1 | .750 | 1 | 0 | 0 | 0 | 0 |
| Totals | 4.67 | 13-6 | 19 | 19 | 1 | 1/1 | 2 | 163.2 | 145 | 91 | 85 | 61 | 205 | 36 | 0 | 24 | .237 | 15 | 19 | 2 | 5 | 8 |
| Opponents | 9.04 | 6-13 | 19 | 19 | 0 | 0/0 | 2 | 160.1 | 221 | 184 | 161 | 88 | 193 | 38 | 2 | 46 | .323 | 15 | 21 | 1 | 11 | 6 |

PB - Team (3), Helfrick 3, Opp (2). Pickoffs - Team (3), Root 1, Gaeckle 1, Helfrick 1, Opp (1). SBA/ATT - Helfrick (16-20), Beidelschies (5-7), Gaeckle (2-4), Fisher (3-3), Foutch (2-2), Wiggins (2-2), Gibler (1-1), Becker (1-1), Jimenez (1-1), Eaves (1-1).

| Score by innings | 1 | 2 | 3 | 4 | 5 | 6 | 7 | 8 | 9 | EX | Total |
|------------------|----|----|----|----|----|----|----|----|----|----|-------|
| Arkansas | 42 | 41 | 60 | 83 | 58 | 45 | 31 | 26 | 22 | 6 | 414 |
| Opponents | 28 | 25 | 19 | 17 | 20 | 19 | 18 | 3 | 13 | 5 | 167 |

Record when ...

| | | | |
|----------------------|------|----------------------|------|
| Overall | 36-8 | After 6 leading | 31-1 |
| Conference | 13-6 | trailing | 2-6 |
| Non-Conference | 23-2 | tied | 3-1 |
| Home games | 27-3 | After 7 leading | 18-1 |
| Away games | 6-4 | trailing | 1-7 |
| Neutral site | 3-1 | tied | 4-0 |
| Day games | 24-3 | After 8 leading | 19-1 |
| Night games | 12-5 | trailing | 1-7 |
| vs Left starter | 12-4 | tied | 2-0 |
| vs Right starter | 24-4 | | |
| 1-Run games | 4-4 | Hit 0 home runs | 5-1 |
| 2-Run games | 3-1 | ... 1 home run | 6-2 |
| 5+Run games | 21-1 | ... 2+ home runs | 25-5 |
| Extra innings | 2-2 | | |
| Shutouts | 5-0 | Opponent 0 home runs | 22-1 |
| | | 1 home run | 9-2 |
| Scoring 0-2 runs | 1-2 | 2+ HRs | 5-5 |
| 3-5 runs | 6-2 | | |
| 6-9 runs | 8-3 | Made 0 errors | 25-2 |
| 10+ runs | 21-1 | 1 error | 5-4 |
| | | 2+ errors | 6-2 |
| Opponent 0-2 runs | 15-0 | | |
| 3-5 runs | 18-1 | Opp. made 0 errors | 12-5 |
| 6-9 runs | 2-5 | 1 error | 11-2 |
| 10+ runs | 1-2 | 2+ errors | 13-1 |
| Scored in 1st inning | 15-3 | Out-hit opponent | 29-1 |
| Opp. scored in 1st | 10-4 | Out-hit by opponent | 5-5 |
| Scores first | 23-2 | Hits are tied | 2-2 |
| Opp. scores first | 13-6 | | |

Record when team scores:

| | | | | | | | | | | | |
|------|-----|-----|-----|-----|-----|-----|-----|-----|-----|-----|------|
| Runs | 0 | 1 | 2 | 3 | 4 | 5 | 6 | 7 | 8 | 9 | 10+ |
| W-L | 0-0 | 0-0 | 1-2 | 1-0 | 3-2 | 2-0 | 1-3 | 3-0 | 2-0 | 2-0 | 21-1 |

Record when opponent scores:

| | | | | | | | | | | | |
|------|-----|-----|-----|------|-----|-----|-----|-----|-----|-----|-----|
| Runs | 0 | 1 | 2 | 3 | 4 | 5 | 6 | 7 | 8 | 9 | 10+ |
| W-L | 5-0 | 3-0 | 7-0 | 12-1 | 4-0 | 2-0 | 1-1 | 0-3 | 0-0 | 1-1 | 1-2 |

Record when leading after:

| | | | | | | | | |
|------|------|------|------|------|------|------|------|------|
| Inn. | 1 | 2 | 3 | 4 | 5 | 6 | 7 | 8 |
| W-L | 12-3 | 20-1 | 26-1 | 26-1 | 30-1 | 31-1 | 18-1 | 19-1 |

Record when trailing after:

| | | | | | | | | |
|------|-----|-----|-----|-----|-----|-----|-----|-----|
| Inn. | 1 | 2 | 3 | 4 | 5 | 6 | 7 | 8 |
| W-L | 7-3 | 7-6 | 6-5 | 5-4 | 3-7 | 2-6 | 1-7 | 1-7 |

Record when tied after:

| | | | | | | | | |
|------|------|-----|-----|-----|-----|-----|-----|-----|
| Inn. | 1 | 2 | 3 | 4 | 5 | 6 | 7 | 8 |
| W-L | 17-2 | 9-1 | 4-2 | 5-3 | 3-0 | 3-1 | 4-0 | 2-0 |

Current losing streak: 1
Longest winning streak: 12
Longest losing streak: 2

Home attendance : 272434 (28 dates avg = 9729)
Away attendance : 110459 (14 dates avg = 7889)
Total attendance: 382893 (42 dates avg = 9116)

| Multiple Hit Games | 2 | 3 | 4 | 5+ | Total |
|---------------------------|----------|----------|----------|-----------|--------------|
| 9 Wehiwa Aloy | 16 | 6 | 2 | - | 24 |
| 24 Charles Davalan | 15 | 5 | 2 | - | 22 |
| 25 Kuhio Aloy | 11 | 5 | 2 | - | 18 |
| 8 Cam Kozeal | 12 | 4 | 1 | - | 17 |
| 22 Logan Maxwell | 9 | 3 | - | - | 12 |
| 10 Brent Iredale | 9 | 2 | - | - | 11 |
| 27 Ryder Helfrick | 6 | 2 | - | - | 8 |
| 4 Justin Thomas Jr. | 6 | - | - | - | 6 |
| 3 Nolan Souza | 4 | 1 | - | - | 5 |
| 6 Gabe Fraser | 3 | - | - | - | 3 |
| 1 Rocco Peppi | 3 | - | - | - | 3 |
| 28 Carson Boles | 2 | - | - | - | 2 |
| 18 Reese Robinett | - | 1 | - | - | 1 |
| 17 Zane Becker | 1 | - | - | - | 1 |
| TEAM | 97 | 29 | 7 | 0 | 133 |

| Multiple RBI Games | 2 | 3 | 4 | 5+ | Total |
|---------------------------|----------|----------|----------|-----------|--------------|
| 25 Kuhio Aloy | 6 | 6 | 2 | 1 | 15 |
| 9 Wehiwa Aloy | 8 | 2 | 3 | 1 | 14 |
| 24 Charles Davalan | 5 | 3 | 2 | 1 | 11 |
| 10 Brent Iredale | 3 | 4 | 2 | 2 | 11 |
| 8 Cam Kozeal | 4 | 3 | - | 3 | 10 |
| 4 Justin Thomas Jr. | 5 | 1 | 1 | - | 7 |
| 3 Nolan Souza | 3 | 3 | - | - | 6 |
| 22 Logan Maxwell | 6 | - | - | - | 6 |
| 27 Ryder Helfrick | 4 | 2 | - | - | 6 |
| 28 Carson Boles | 2 | 2 | - | - | 4 |
| 17 Zane Becker | 1 | 1 | - | - | 2 |
| 6 Gabe Fraser | 1 | - | 1 | - | 2 |
| 5 Kendall Diggs | 2 | - | - | - | 2 |
| 1 Rocco Peppi | 1 | - | 1 | - | 2 |
| TEAM | 51 | 27 | 12 | 8 | 98 |

| Hitting Streaks | Longest | Current |
|------------------------|----------------|----------------|
| 24 Charles Davalan | 17 | 2 |
| 25 Kuhio Aloy | 12 | 1 |
| 9 Wehiwa Aloy | 10 | 10 |
| 22 Logan Maxwell | 9 | - |
| 8 Cam Kozeal | 8 | 1 |
| 27 Ryder Helfrick | 8 | - |
| 4 Justin Thomas Jr. | 7 | 2 |
| 28 Carson Boles | 6 | 3 |
| 10 Brent Iredale | 5 | - |
| 3 Nolan Souza | 5 | 2 |
| 5 Kendall Diggs | 5 | - |
| 6 Gabe Fraser | 4 | 3 |
| 1 Rocco Peppi | 4 | - |
| 17 Zane Becker | 2 | - |
| 18 Reese Robinett | 1 | 1 |

| Reached Base Streaks | Longest | Current |
|-----------------------------|----------------|----------------|
| 24 Charles Davalan | 35 | 2 |
| 22 Logan Maxwell | 27 | - |
| 10 Brent Iredale | 25 | - |
| 9 Wehiwa Aloy | 16 | 10 |
| 27 Ryder Helfrick | 15 | 1 |
| 8 Cam Kozeal | 14 | 3 |
| 4 Justin Thomas Jr. | 12 | 2 |
| 25 Kuhio Aloy | 12 | 1 |
| 28 Carson Boles | 11 | 11 |
| 5 Kendall Diggs | 11 | - |
| 3 Nolan Souza | 7 | 7 |
| 1 Rocco Peppi | 6 | - |
| 6 Gabe Fraser | 5 | 3 |
| 17 Zane Becker | 4 | - |
| 42 Michael Anderson | 1 | - |
| 18 Reese Robinett | 1 | 1 |



Starting Lineup By Position (Team W-L record when starter)

PITCHER:

| | | |
|----------------------|----|-------|
| 33 Zach Root | 11 | (8-3) |
| 20 Gabe Gaeckle | 9 | (7-2) |
| 35 Landon Beidelschi | 9 | (7-2) |
| 38 Colin Fisher | 5 | (4-1) |
| 26 Tate McGuire | 4 | (4-0) |
| 40 Ben Bybee | 3 | (3-0) |
| 14 Gage Wood | 3 | (3-0) |

CATCHER:

| | | |
|-------------------|----|--------|
| 27 Ryder Helfrick | 35 | (28-7) |
| 17 Zane Becker | 9 | (8-1) |

FIRST BASE:

| | | |
|---------------------|----|--------|
| 8 Cam Kozeal | 29 | (24-5) |
| 1 Rocco Peppi | 12 | (9-3) |
| 42 Michael Anderson | 2 | (2-0) |
| 18 Reese Robinett | 1 | (1-0) |

SECOND BASE:

| | | |
|---------------|----|--------|
| 3 Nolan Souza | 28 | (25-3) |
| 6 Gabe Fraser | 10 | (6-4) |
| 8 Cam Kozeal | 6 | (5-1) |

THIRD BASE:

| | | |
|------------------|----|--------|
| 10 Brent Iredale | 43 | (36-7) |
| 6 Gabe Fraser | 1 | (0-1) |

SHORTSTOP:

| | | |
|---------------|----|--------|
| 9 Wehiwa Aloy | 44 | (36-8) |
|---------------|----|--------|

LEFT FIELD:

| | | |
|---------------------|----|--------|
| 24 Charles Davalan | 28 | (22-6) |
| 22 Logan Maxwell | 6 | (5-1) |
| 28 Carson Boles | 5 | (5-0) |
| 4 Justin Thomas Jr. | 4 | (4-0) |
| 5 Kendall Diggs | 1 | (0-1) |

CENTER FIELD:

| | | |
|---------------------|----|--------|
| 4 Justin Thomas Jr. | 29 | (23-6) |
| 24 Charles Davalan | 15 | (13-2) |

RIGHT FIELD:

| | | |
|------------------|----|--------|
| 22 Logan Maxwell | 22 | (16-6) |
| 5 Kendall Diggs | 15 | (13-2) |
| 28 Carson Boles | 5 | (5-0) |
| 1 Rocco Peppi | 1 | (1-0) |
| 25 Kuhio Aloy | 1 | (1-0) |

DESIGNATED HITTER:

| | | |
|------------------|----|--------|
| 25 Kuhio Aloy | 38 | (30-8) |
| 22 Logan Maxwell | 6 | (6-0) |

Starting Lineup By Lineup Spot (Team W-L record when starter)

LEADOFF:

| | | |
|---------------------|----|--------|
| 24 Charles Davalan | 43 | (35-8) |
| 4 Justin Thomas Jr. | 1 | (1-0) |

2ND SPOT:

| | | |
|---------------|----|--------|
| 9 Wehiwa Aloy | 44 | (36-8) |
|---------------|----|--------|

3RD SPOT:

| | | |
|------------------|----|--------|
| 22 Logan Maxwell | 30 | (23-7) |
| 25 Kuhio Aloy | 6 | (6-0) |
| 8 Cam Kozeal | 3 | (3-0) |
| 1 Rocco Peppi | 2 | (2-0) |
| 10 Brent Iredale | 2 | (1-1) |
| 28 Carson Boles | 1 | (1-0) |

CLEANUP:

| | | |
|------------------|----|--------|
| 25 Kuhio Aloy | 22 | (15-7) |
| 10 Brent Iredale | 18 | (17-1) |
| 22 Logan Maxwell | 3 | (3-0) |
| 28 Carson Boles | 1 | (1-0) |

5TH SPOT:

| | | |
|------------------|----|--------|
| 10 Brent Iredale | 16 | (15-1) |
| 8 Cam Kozeal | 12 | (6-6) |
| 25 Kuhio Aloy | 6 | (6-0) |
| 5 Kendall Diggs | 3 | (3-0) |
| 1 Rocco Peppi | 3 | (2-1) |
| 28 Carson Boles | 2 | (2-0) |
| 3 Nolan Souza | 1 | (1-0) |
| 22 Logan Maxwell | 1 | (1-0) |

6TH SPOT:

| | | |
|-------------------|----|--------|
| 8 Cam Kozeal | 14 | (14-0) |
| 1 Rocco Peppi | 7 | (6-1) |
| 5 Kendall Diggs | 6 | (4-2) |
| 10 Brent Iredale | 6 | (3-3) |
| 25 Kuhio Aloy | 5 | (4-1) |
| 27 Ryder Helfrick | 3 | (2-1) |
| 28 Carson Boles | 1 | (1-0) |
| 3 Nolan Souza | 1 | (1-0) |
| 17 Zane Becker | 1 | (1-0) |

7TH SPOT:

| | | |
|---------------------|----|--------|
| 27 Ryder Helfrick | 18 | (15-3) |
| 3 Nolan Souza | 6 | (5-1) |
| 28 Carson Boles | 5 | (5-0) |
| 6 Gabe Fraser | 4 | (2-2) |
| 5 Kendall Diggs | 4 | (4-0) |
| 8 Cam Kozeal | 3 | (3-0) |
| 42 Michael Anderson | 2 | (2-0) |
| 1 Rocco Peppi | 1 | (0-1) |
| 10 Brent Iredale | 1 | (0-1) |

8TH SPOT:

| | | |
|-------------------|----|--------|
| 3 Nolan Souza | 17 | (15-2) |
| 27 Ryder Helfrick | 12 | (9-3) |
| 17 Zane Becker | 5 | (4-1) |
| 6 Gabe Fraser | 4 | (2-2) |
| 8 Cam Kozeal | 3 | (3-0) |
| 5 Kendall Diggs | 2 | (2-0) |
| 18 Reese Robinett | 1 | (1-0) |

9TH SPOT:

| | | |
|---------------------|----|--------|
| 4 Justin Thomas Jr. | 32 | (26-6) |
| 17 Zane Becker | 3 | (3-0) |
| 6 Gabe Fraser | 3 | (2-1) |
| 3 Nolan Souza | 3 | (3-0) |
| 27 Ryder Helfrick | 2 | (2-0) |
| 5 Kendall Diggs | 1 | (0-1) |

STARTERS SUMMARY

| Player | GS | Position | | | | | | | | | | | Batting Order | | | | | | | | |
|-------------------|----|----------|----|----|----|----|----|----|----|----|----|----|---------------|-----|-----|-----|-----|-----|-----|-----|-----|
| | | p | c | 1b | 2b | 3b | ss | lf | cf | rf | of | dh | 1st | 2nd | 3rd | 4th | 5th | 6th | 7th | 8th | 9th |
| 9 Wehiwa Aloy | 44 | . | . | . | . | . | 44 | . | . | . | . | . | . | 44 | . | . | . | . | . | . | . |
| 10 Brent Iredale | 43 | . | . | . | . | 43 | . | . | . | . | . | . | . | . | 2 | 18 | 16 | 6 | 1 | . | . |
| 24 Charles Davala | 43 | . | . | . | . | . | . | 28 | 15 | . | . | . | 43 | . | . | . | . | . | . | . | . |
| 25 Kuhio Aloy | 39 | . | . | . | . | . | . | . | . | 1 | . | 38 | . | . | 6 | 22 | 6 | 5 | . | . | . |
| 8 Cam Kozeal | 35 | . | . | 29 | 6 | . | . | . | . | . | . | . | . | . | 3 | . | 12 | 14 | 3 | 3 | . |
| 27 Ryder Helfrick | 35 | . | 35 | . | . | . | . | . | . | . | . | . | . | . | . | . | . | 3 | 18 | 12 | 2 |
| 22 Logan Maxwell | 34 | . | . | . | . | . | . | 6 | . | 22 | . | 6 | . | . | 30 | 3 | 1 | . | . | . | . |
| 4 Justin Thomas J | 33 | . | . | . | . | . | . | 4 | 29 | . | . | . | 1 | . | . | . | . | . | . | . | 32 |
| 3 Nolan Souza | 28 | . | . | . | 28 | . | . | . | . | . | . | . | . | . | . | . | 1 | 1 | 6 | 17 | 3 |
| 5 Kendall Diggs | 16 | . | . | . | . | . | . | 1 | . | 15 | . | . | . | . | . | . | 3 | 6 | 4 | 2 | 1 |
| 1 Rocco Peppi | 13 | . | . | 12 | . | . | . | . | . | 1 | . | . | . | . | 2 | . | 3 | 7 | 1 | . | . |
| 33 Zach Root | 11 | 11 | . | . | . | . | . | . | . | . | . | . | . | . | . | . | . | . | . | . | . |
| 6 Gabe Fraser | 11 | . | . | . | 10 | 1 | . | . | . | . | . | . | . | . | . | . | . | . | 4 | 4 | 3 |
| 28 Carson Boles | 10 | . | . | . | . | . | . | 5 | . | 5 | . | . | . | . | 1 | 1 | 2 | 1 | 5 | . | . |
| 20 Gabe Gaeckle | 9 | 9 | . | . | . | . | . | . | . | . | . | . | . | . | . | . | . | . | . | . | . |
| 17 Zane Becker | 9 | . | 9 | . | . | . | . | . | . | . | . | . | . | . | . | . | . | 1 | . | 5 | 3 |
| 35 Landon Beidels | 9 | 9 | . | . | . | . | . | . | . | . | . | . | . | . | . | . | . | . | . | . | . |
| 38 Colin Fisher | 5 | 5 | . | . | . | . | . | . | . | . | . | . | . | . | . | . | . | . | . | . | . |
| 26 Tate McGuire | 4 | 4 | . | . | . | . | . | . | . | . | . | . | . | . | . | . | . | . | . | . | . |
| 40 Ben Bybee | 3 | 3 | . | . | . | . | . | . | . | . | . | . | . | . | . | . | . | . | . | . | . |
| 14 Gage Wood | 3 | 3 | . | . | . | . | . | . | . | . | . | . | . | . | . | . | . | . | . | . | . |
| 42 Michael Anders | 2 | . | . | 2 | . | . | . | . | . | . | . | . | . | . | . | . | . | . | 2 | . | . |
| 18 Reese Robinett | 1 | . | . | 1 | . | . | . | . | . | . | . | . | . | . | . | . | . | . | . | 1 | . |



III INDIVIDUAL GAME-BY-GAME

#42 Michael Anderson - 4 games (All games)

| Date | Opponent | Pos | AB | R | H | RBI | 2B | 3B | HR | BB | SB | CS | HBP | SAC | SF | GDP | K | PO | A | E | Avg |
|--------|---------------|------|----|---|---|-----|----|----|----|----|----|----|-----|-----|----|-----|---|----|---|---|------|
| Feb 14 | WASHINGTON ST | *1b | 4 | 0 | 0 | 0 | 0 | 0 | 0 | 0 | 0 | 0 | 0 | 0 | 0 | 0 | 1 | 3 | 0 | 0 | .000 |
| Apr 01 | vs Grambling | *1b | 2 | 0 | 0 | 0 | 0 | 0 | 0 | 1 | 0 | 0 | 0 | 0 | 0 | 0 | 0 | 6 | 0 | 0 | .000 |
| Apr 05 | MISSOURI | ph/1 | 1 | 0 | 0 | 0 | 0 | 0 | 0 | 0 | 0 | 0 | 0 | 0 | 0 | 0 | 1 | 0 | 0 | 0 | .000 |
| Apr 22 | LITTLE ROCK | ph | 1 | 0 | 0 | 0 | 0 | 0 | 0 | 0 | 0 | 0 | 0 | 0 | 0 | 0 | 1 | 0 | 0 | 0 | .000 |
| Totals | | 2gs | 8 | 0 | 0 | 0 | 0 | 0 | 0 | 1 | 0 | 0 | 0 | 0 | 0 | 0 | 3 | 9 | 0 | 0 | .000 |

On base pct. .111 • Slugging pct. .000

#17 Zane Becker - 19 games (All games)

| Date | Opponent | Pos | AB | R | H | RBI | 2B | 3B | HR | BB | SB | CS | HBP | SAC | SF | GDP | K | PO | A | E | Avg |
|--------|----------------|------|----|---|---|-----|----|----|----|----|----|----|-----|-----|----|-----|---|-----|---|---|------|
| Feb 14 | WASHINGTON ST | pr/c | 0 | 1 | 0 | 0 | 0 | 0 | 0 | 0 | 0 | 0 | 0 | 0 | 0 | 0 | 0 | 1 | 0 | 0 | .000 |
| Feb 15 | WASHINGTON ST | *c | 3 | 0 | 2 | 1 | 2 | 0 | 0 | 0 | 0 | 0 | 0 | 0 | 0 | 0 | 0 | 8 | 0 | 0 | .667 |
| Feb 17 | WASHINGTON ST | c | 0 | 0 | 0 | 0 | 0 | 0 | 0 | 0 | 0 | 0 | 0 | 0 | 0 | 0 | 0 | 1 | 0 | 0 | .667 |
| Feb 23 | vs Michigan | ph/c | 2 | 0 | 1 | 0 | 0 | 0 | 0 | 1 | 0 | 0 | 0 | 0 | 0 | 0 | 0 | 6 | 0 | 0 | .600 |
| Feb 25 | GRAMBLING | c | 1 | 0 | 0 | 0 | 0 | 0 | 0 | 0 | 0 | 0 | 0 | 0 | 0 | 0 | 0 | 3 | 0 | 0 | .500 |
| Mar 05 | ULM | *c | 3 | 1 | 1 | 0 | 0 | 0 | 0 | 0 | 0 | 0 | 1 | 0 | 0 | 0 | 1 | 6 | 0 | 0 | .444 |
| Mar 08 | PORTLAND | c | 0 | 0 | 0 | 0 | 0 | 0 | 0 | 0 | 0 | 0 | 0 | 0 | 0 | 0 | 0 | 1 | 0 | 0 | .444 |
| Mar 11 | UCA | *c | 4 | 0 | 1 | 0 | 0 | 0 | 0 | 0 | 0 | 0 | 0 | 0 | 0 | 0 | 2 | 14 | 0 | 0 | .385 |
| Mar 15 | at Ole Miss | ph/c | 1 | 0 | 0 | 0 | 0 | 0 | 0 | 0 | 0 | 0 | 0 | 0 | 0 | 0 | 0 | 2 | 0 | 0 | .357 |
| Mar 18 | ORAL ROBERTS | *c | 2 | 0 | 1 | 0 | 0 | 0 | 0 | 1 | 1 | 0 | 1 | 0 | 0 | 0 | 0 | 7 | 0 | 0 | .375 |
| Mar 22 | SOUTH CAROLIN | c | 0 | 0 | 0 | 0 | 0 | 0 | 0 | 0 | 0 | 0 | 0 | 0 | 0 | 0 | 0 | 0 | 0 | 0 | .375 |
| Mar 25 | MISSOURI STATE | *c | 4 | 1 | 1 | 3 | 1 | 0 | 0 | 0 | 0 | 0 | 1 | 0 | 0 | 0 | 2 | 17 | 2 | 0 | .350 |
| Apr 01 | vs Grambling | *c | 2 | 0 | 0 | 0 | 0 | 0 | 0 | 0 | 0 | 0 | 1 | 1 | 0 | 0 | 0 | 8 | 0 | 0 | .318 |
| Apr 05 | MISSOURI | ph/c | 0 | 1 | 0 | 0 | 0 | 0 | 0 | 1 | 0 | 0 | 0 | 0 | 0 | 0 | 0 | 2 | 0 | 0 | .318 |
| Apr 06 | MISSOURI-1 | ph/c | 1 | 0 | 0 | 0 | 0 | 0 | 0 | 0 | 0 | 0 | 0 | 0 | 0 | 0 | 1 | 3 | 0 | 0 | .304 |
| Apr 08 | ARKANSAS STAT | *c | 2 | 0 | 0 | 0 | 0 | 0 | 0 | 1 | 0 | 0 | 0 | 0 | 0 | 0 | 1 | 4 | 0 | 0 | .280 |
| Apr 11 | at Georgia | c | 0 | 0 | 0 | 0 | 0 | 0 | 0 | 0 | 0 | 0 | 0 | 0 | 0 | 0 | 0 | 2 | 0 | 0 | .280 |
| Apr 15 | UAPB | *c | 3 | 1 | 1 | 2 | 0 | 0 | 1 | 1 | 0 | 0 | 0 | 0 | 0 | 0 | 0 | 10 | 1 | 0 | .286 |
| Apr 23 | LITTLE ROCK | *c | 3 | 0 | 0 | 0 | 0 | 0 | 0 | 0 | 0 | 0 | 0 | 0 | 0 | 0 | 2 | 10 | 0 | 0 | .258 |
| Totals | | 9gs | 31 | 5 | 8 | 6 | 3 | 0 | 1 | 5 | 1 | 0 | 4 | 1 | 0 | 0 | 9 | 105 | 3 | 0 | .258 |

On base pct. .425 • Slugging pct. .452

#35 Landon Beidelschies - 6 games (All games)

| Date | Opponent | Pos | AB | R | H | RBI | 2B | 3B | HR | BB | SB | CS | HBP | SAC | SF | GDP | K | PO | A | E | Avg |
|--------|---------------|-----|----|---|---|-----|----|----|----|----|----|----|-----|-----|----|-----|---|----|---|---|------|
| Feb 17 | WASHINGTON ST | *p | 0 | 0 | 0 | 0 | 0 | 0 | 0 | 0 | 0 | 0 | 0 | 0 | 0 | 0 | 0 | 0 | 1 | 0 | .000 |
| Feb 22 | vs TCU | p | 0 | 0 | 0 | 0 | 0 | 0 | 0 | 0 | 0 | 0 | 0 | 0 | 0 | 0 | 0 | 0 | 1 | 0 | .000 |
| Mar 02 | CHARLOTTE | *p | 0 | 0 | 0 | 0 | 0 | 0 | 0 | 0 | 0 | 0 | 0 | 0 | 0 | 0 | 0 | 1 | 1 | 0 | .000 |
| Mar 09 | PORTLAND | *p | 0 | 0 | 0 | 0 | 0 | 0 | 0 | 0 | 0 | 0 | 0 | 0 | 0 | 0 | 0 | 0 | 1 | 0 | .000 |
| Apr 13 | at Georgia | *p | 0 | 0 | 0 | 0 | 0 | 0 | 0 | 0 | 0 | 0 | 0 | 0 | 0 | 0 | 0 | 0 | 1 | 0 | .000 |
| Apr 18 | TEXAS A&M-2 | *p | 0 | 0 | 0 | 0 | 0 | 0 | 0 | 0 | 0 | 0 | 0 | 0 | 0 | 0 | 0 | 1 | 0 | 0 | .000 |
| Totals | | 5gs | 0 | 0 | 0 | 0 | 0 | 0 | 0 | 0 | 0 | 0 | 0 | 0 | 0 | 0 | 0 | 2 | 5 | 0 | .000 |

On base pct. .000 • Slugging pct. .000

#35 Landon Beidelschies - 10 appearances (All games)

| Date | Opponent | GS | IP | H | R | ER | BB | SO | 2B | 3B | HR | WP | BK | HBP | IBB | Score | W-L | Sv | ERA | NP |
|--------|---------------|----|------|----|----|----|----|----|----|----|----|----|----|-----|-----|-------|-----|----|------|----|
| Feb 17 | WASHINGTON ST | * | 5.0 | 4 | 1 | 1 | 1 | 7 | 1 | 0 | 0 | 0 | 0 | 0 | 0 | 12-2 | 1-0 | 0 | 1.80 | 71 |
| Feb 22 | vs TCU | * | 2.2 | 1 | 0 | 0 | 1 | 0 | 0 | 0 | 0 | 0 | 0 | 0 | 0 | 2-1 | 2-0 | 0 | 1.17 | 33 |
| Mar 02 | CHARLOTTE | * | 6.1 | 4 | 1 | 1 | 1 | 7 | 0 | 0 | 1 | 0 | 0 | 0 | 0 | 4-3 | 2-0 | 0 | 1.29 | 92 |
| Mar 09 | PORTLAND | * | 5.0 | 8 | 3 | 3 | 0 | 6 | 2 | 0 | 1 | 1 | 0 | 0 | 0 | 5-3 | 3-0 | 0 | 2.37 | 73 |
| Mar 16 | at Ole Miss | * | 2.1 | 4 | 4 | 4 | 2 | 2 | 1 | 0 | 2 | 0 | 0 | 1 | 0 | 12-9 | 3-0 | 0 | 3.80 | 59 |
| Mar 23 | SOUTH CAROLIN | * | 5.0 | 5 | 2 | 2 | 2 | 3 | 0 | 0 | 2 | 0 | 0 | 0 | 0 | 11-4 | 3-0 | 0 | 3.76 | 63 |
| Mar 30 | at Vanderbilt | * | 5.0 | 6 | 3 | 3 | 2 | 4 | 1 | 0 | 1 | 0 | 0 | 2 | 0 | 7-3 | 3-0 | 0 | 4.02 | 86 |
| Apr 06 | MISSOURI-2 | * | 4.0 | 4 | 2 | 1 | 1 | 7 | 2 | 0 | 0 | 0 | 0 | 1 | 0 | 16-2 | 4-0 | 0 | 3.82 | 73 |
| Apr 13 | at Georgia | * | 5.0 | 4 | 4 | 4 | 1 | 6 | 2 | 0 | 2 | 0 | 0 | 1 | 0 | 6-7 | 4-0 | 0 | 4.24 | 83 |
| Apr 18 | TEXAS A&M-2 | * | 4.0 | 3 | 1 | 1 | 2 | 4 | 1 | 0 | 1 | 1 | 0 | 0 | 0 | 2-9 | 4-0 | 0 | 4.06 | 73 |
| Totals | | 9 | 44.1 | 43 | 21 | 20 | 13 | 46 | 10 | 0 | 10 | 2 | 0 | 5 | 0 | 77-43 | 4-0 | 0 | 4.06 | - |

#28 Carson Boles - 23 games (All games)

| Date | Opponent | Pos | AB | R | H | RBI | 2B | 3B | HR | BB | SB | CS | HBP | SAC | SF | GDP | K | PO | A | E | Avg |
|--------|----------------|--------|----|----|----|-----|----|----|----|----|----|----|-----|-----|----|-----|----|----|---|---|-------|
| Feb 14 | WASHINGTON ST | of | 1 | 1 | 1 | 0 | 0 | 0 | 0 | 0 | 0 | 0 | 0 | 0 | 0 | 0 | 0 | 0 | 0 | 0 | 1.000 |
| Feb 15 | WASHINGTON ST | pr | 0 | 0 | 0 | 0 | 0 | 0 | 0 | 0 | 0 | 0 | 0 | 0 | 0 | 0 | 0 | 0 | 0 | 0 | 1.000 |
| Feb 17 | WASHINGTON ST | *of | 4 | 2 | 2 | 2 | 1 | 0 | 0 | 0 | 0 | 0 | 0 | 0 | 0 | 0 | 1 | 0 | 0 | 0 | .600 |
| Feb 22 | vs TCU | of | 0 | 0 | 0 | 0 | 0 | 0 | 0 | 1 | 0 | 0 | 0 | 0 | 0 | 0 | 0 | 1 | 0 | 0 | .600 |
| Mar 02 | CHARLOTTE | *of | 2 | 0 | 1 | 0 | 1 | 0 | 0 | 1 | 0 | 0 | 0 | 0 | 0 | 0 | 0 | 1 | 0 | 0 | .571 |
| Mar 05 | ULM | of | 0 | 1 | 0 | 0 | 0 | 0 | 0 | 2 | 0 | 0 | 0 | 0 | 0 | 0 | 0 | 2 | 0 | 0 | .571 |
| Mar 09 | PORTLAND | *of | 2 | 0 | 0 | 0 | 0 | 0 | 0 | 1 | 0 | 0 | 0 | 0 | 0 | 0 | 2 | 1 | 0 | 0 | .444 |
| Mar 16 | at Ole Miss | ph | 1 | 1 | 1 | 0 | 0 | 0 | 0 | 0 | 0 | 0 | 0 | 0 | 0 | 0 | 0 | 0 | 0 | 0 | .500 |
| Mar 18 | ORAL ROBERTS | *of/of | 2 | 0 | 0 | 0 | 0 | 0 | 0 | 2 | 0 | 0 | 0 | 0 | 0 | 0 | 0 | 0 | 0 | 0 | .417 |
| Mar 19 | ORAL ROBERTS | of | 1 | 0 | 0 | 0 | 0 | 0 | 0 | 0 | 0 | 0 | 0 | 0 | 0 | 0 | 1 | 0 | 0 | 0 | .385 |
| Mar 25 | MISSOURI STATE | ph/of | 3 | 2 | 1 | 2 | 1 | 0 | 0 | 1 | 0 | 0 | 0 | 0 | 0 | 0 | 0 | 0 | 0 | 0 | .375 |
| Apr 01 | vs Grambling | *of | 3 | 0 | 1 | 3 | 0 | 0 | 0 | 1 | 0 | 0 | 0 | 0 | 0 | 0 | 0 | 2 | 0 | 0 | .368 |
| Apr 05 | MISSOURI | pr/of | 1 | 1 | 1 | 1 | 0 | 0 | 0 | 0 | 0 | 0 | 0 | 0 | 0 | 0 | 0 | 0 | 0 | 0 | .400 |
| Apr 06 | MISSOURI-2 | *of | 2 | 2 | 1 | 3 | 0 | 0 | 1 | 2 | 0 | 0 | 0 | 0 | 0 | 0 | 1 | 2 | 0 | 0 | .409 |
| Apr 08 | ARKANSAS STAT | *of | 4 | 1 | 2 | 0 | 1 | 0 | 0 | 0 | 0 | 0 | 0 | 0 | 0 | 0 | 0 | 2 | 0 | 1 | .423 |
| Apr 11 | at Georgia | of | 0 | 0 | 0 | 0 | 0 | 0 | 0 | 0 | 0 | 0 | 0 | 0 | 0 | 0 | 0 | 0 | 0 | 0 | .423 |
| Apr 12 | at Georgia | ph/of | 3 | 0 | 1 | 0 | 0 | 0 | 0 | 0 | 0 | 0 | 0 | 0 | 0 | 0 | 2 | 1 | 0 | 0 | .414 |
| Apr 13 | at Georgia | ph/of | 2 | 1 | 0 | 0 | 0 | 0 | 0 | 1 | 0 | 0 | 0 | 0 | 0 | 0 | 1 | 1 | 0 | 0 | .387 |
| Apr 15 | UAPB | *of | 4 | 0 | 1 | 1 | 0 | 0 | 0 | 0 | 0 | 0 | 0 | 0 | 0 | 0 | 1 | 2 | 0 | 0 | .371 |
| Apr 18 | TEXAS A&M-1 | *of | 3 | 1 | 1 | 1 | 0 | 0 | 0 | 1 | 0 | 0 | 0 | 0 | 1 | 0 | 2 | 1 | 0 | 0 | .368 |
| Apr 18 | TEXAS A&M-2 | ph | 0 | 0 | 0 | 0 | 0 | 0 | 0 | 1 | 0 | 0 | 0 | 0 | 0 | 0 | 0 | 0 | 0 | 0 | .368 |
| Apr 22 | LITTLE ROCK | of | 0 | 0 | 0 | 0 | 0 | 0 | 0 | 0 | 0 | 0 | 0 | 0 | 0 | 0 | 0 | 0 | 0 | 0 | .368 |
| Apr 23 | LITTLE ROCK | *of | 4 | 0 | 1 | 0 | 0 | 0 | 0 | 0 | 0 | 0 | 0 | 0 | 0 | 0 | 1 | 0 | 0 | 0 | .357 |
| Totals | | 10gs | 42 | 13 | 15 | 13 | 4 | 0 | 1 | 14 | 0 | 0 | 0 | 0 | 1 | 0 | 12 | 16 | 0 | 1 | .357 |

On base pct. .509 • Slugging pct. .524

#40 Ben Bybee - 3 games (All games)

| Date | Opponent | Pos | AB | R | H | RBI | 2B | 3B | HR | BB | SB | CS | HBP | SAC | SF | GDP | K | PO | A | E | Avg |
|--------|---------------|-----|----|---|---|-----|----|----|----|----|----|----|-----|-----|----|-----|---|----|---|---|------|
| Feb 17 | WASHINGTON ST | p | 0 | 0 | 0 | 0 | 0 | 0 | 0 | 0 | 0 | 0 | 0 | 0 | 0 | 0 | 0 | 1 | 0 | 0 | .000 |
| Mar 05 | ULM | *p | 0 | 0 | 0 | 0 | 0 | 0 | 0 | 0 | 0 | 0 | 0 | 0 | 0 | 0 | 0 | 3 | 0 | 0 | .000 |
| Apr 12 | at Georgia | p | 0 | 0 | 0 | 0 | 0 | 0 | 0 | 0 | 0 | 0 | 0 | 0 | 0 | 0 | 0 | 0 | 1 | 0 | .000 |
| Totals | | 1gs | 0 | 0 | 0 | 0 | 0 | 0 | 0 | 0 | 0 | 0 | 0 | 0 | 0 | 0 | 0 | 4 | 1 | 0 | .000 |

On base pct. .000 • Slugging pct. .000

#40 Ben Bybee - 13 appearances (All games)

| Date | Opponent | GS | IP | H | R | ER | BB | SO | 2B | 3B | HR | WP | BK | HBP | IBB | Score | W-L | Sv | ERA | NP |
|--------|----------------|----|------|----|----|----|----|----|----|----|----|----|----|-----|-----|--------|-----|----|------|----|
| Feb 17 | WASHINGTON ST | | 1.0 | 2 | 1 | 1 | 0 | 0 | 1 | 0 | 0 | 0 | 0 | 0 | 0 | 12-2 | 0-0 | 0 | 9.00 | 17 |
| Feb 25 | GRAMBLING | * | 3.0 | 1 | 1 | 1 | 2 | 2 | 0 | 0 | 0 | 0 | 0 | 0 | 0 | 14-3 | 1-0 | 0 | 4.50 | 47 |
| Mar 05 | ULM | * | 4.0 | 5 | 3 | 3 | 1 | 2 | 0 | 0 | 1 | 0 | 0 | 0 | 0 | 15-3 | 2-0 | 0 | 5.62 | 58 |
| Mar 11 | UCA | | 2.0 | 3 | 1 | 1 | 1 | 2 | 0 | 0 | 0 | 0 | 1 | 1 | 0 | 9-2 | 2-0 | 0 | 5.40 | 37 |
| Mar 14 | at Ole Miss | | 2.0 | 0 | 0 | 0 | 1 | 2 | 0 | 0 | 0 | 0 | 0 | 0 | 0 | 6-10 | 2-0 | 0 | 4.50 | 23 |
| Mar 18 | ORAL ROBERTS | * | 4.0 | 1 | 0 | 0 | 0 | 5 | 0 | 0 | 0 | 0 | 0 | 0 | 0 | 4-1 | 2-0 | 0 | 3.38 | 55 |
| Mar 23 | SOUTH CAROLIN | | 1.0 | 1 | 0 | 0 | 0 | 0 | 0 | 0 | 0 | 0 | 0 | 0 | 0 | 11-4 | 2-0 | 0 | 3.18 | 11 |
| Mar 25 | MISSOURI STATE | | 1.2 | 4 | 3 | 2 | 0 | 2 | 0 | 0 | 1 | 0 | 0 | 0 | 0 | 13-14 | 2-0 | 0 | 3.86 | 33 |
| Mar 30 | at Vanderbilt | | 4.0 | 2 | 0 | 0 | 1 | 7 | 1 | 0 | 0 | 0 | 0 | 0 | 0 | 7-3 | 3-0 | 0 | 3.18 | 62 |
| Apr 08 | ARKANSAS STAT | | 1.0 | 0 | 0 | 0 | 0 | 1 | 0 | 0 | 0 | 0 | 0 | 0 | 0 | 7-3 | 3-0 | 0 | 3.04 | 10 |
| Apr 12 | at Georgia | | 3.1 | 5 | 2 | 2 | 0 | 5 | 2 | 0 | 1 | 0 | 0 | 0 | 0 | 6-7 | 3-0 | 0 | 3.33 | 44 |
| Apr 18 | TEXAS A&M-1 | | 3.0 | 3 | 1 | 1 | 2 | 4 | 0 | 0 | 1 | 0 | 0 | 0 | 0 | 11-5 | 3-0 | 0 | 3.30 | 44 |
| Apr 23 | LITTLE ROCK | | 1.0 | 1 | 0 | 0 | 0 | 2 | 0 | 0 | 0 | 0 | 0 | 0 | 0 | 4-0 | 3-0 | 0 | 3.19 | 21 |
| Totals | | 3 | 31.0 | 28 | 12 | 11 | 8 | 34 | 4 | 0 | 4 | 0 | 1 | 1 | 0 | 119-57 | 3-0 | 0 | 3.19 | - |

#31 Dylan Carter - 5 games (All games)

| Date | Opponent | Pos | AB | R | H | RBI | 2B | 3B | HR | BB | SB | CS | HBP | SAC | SF | GDP | K | PO | A | E | Avg |
|--------|---------------|-----|----|---|---|-----|----|----|----|----|----|----|-----|-----|----|-----|---|----|---|---|------|
| Feb 15 | WASHINGTON ST | p | 0 | 0 | 0 | 0 | 0 | 0 | 0 | 0 | 0 | 0 | 0 | 0 | 0 | 0 | 0 | 0 | 1 | 0 | .000 |
| Feb 23 | vs Michigan | p | 0 | 0 | 0 | 0 | 0 | 0 | 0 | 0 | 0 | 0 | 0 | 0 | 0 | 0 | 0 | 1 | 0 | 0 | .000 |
| Mar 04 | ULM | p | 0 | 0 | 0 | 0 | 0 | 0 | 0 | 0 | 0 | 0 | 0 | 0 | 0 | 0 | 0 | 0 | 1 | 0 | .000 |
| Apr 01 | vs Grambling | p | 0 | 0 | 0 | 0 | 0 | 0 | 0 | 0 | 0 | 0 | 0 | 0 | 0 | 0 | 0 | 0 | 1 | 0 | .000 |
| Apr 22 | LITTLE ROCK | p | 0 | 0 | 0 | 0 | 0 | 0 | 0 | 0 | 0 | 0 | 0 | 0 | 0 | 0 | 0 | 0 | 1 | 0 | .000 |
| Totals | | 0gs | 0 | 0 | 0 | 0 | 0 | 0 | 0 | 0 | 0 | 0 | 0 | 0 | 0 | 0 | 0 | 1 | 4 | 0 | .000 |

On base pct. .000 • Slugging pct. .000



||| INDIVIDUAL GAME-BY-GAME

#31 Dylan Carter - 18 appearances (All games)

| Date | Opponent | GS | IP | H | R | ER | BB | SO | 2B | 3B | HR | WP | BK | HBP | IBB | Score | W-L | Sv | ERA | NP |
|--------|----------------|----|------|----|---|----|----|----|----|----|----|----|----|-----|-----|--------|-----|----|------|----|
| Feb 15 | WASHINGTON ST | | 1.2 | 2 | 0 | 0 | 0 | 1 | 1 | 0 | 0 | 1 | 0 | 0 | 0 | 5-2 | 1-0 | 0 | 0.00 | 23 |
| Feb 23 | vs Michigan | | 2.0 | 3 | 0 | 0 | 1 | 1 | 0 | 0 | 0 | 1 | 0 | 0 | 0 | 8-6 | 2-0 | 0 | 0.00 | 33 |
| Feb 28 | CHARLOTTE | | 1.0 | 2 | 0 | 0 | 0 | 2 | 1 | 0 | 0 | 0 | 0 | 1 | 0 | 11-10 | 3-0 | 0 | 0.00 | 24 |
| Mar 04 | ULM | | 2.0 | 1 | 0 | 0 | 1 | 2 | 0 | 0 | 0 | 2 | 0 | 0 | 0 | 14-1 | 3-0 | 0 | 0.00 | 34 |
| Mar 11 | UCA | | 1.0 | 2 | 0 | 0 | 1 | 2 | 0 | 0 | 0 | 0 | 0 | 0 | 0 | 9-2 | 3-0 | 0 | 0.00 | 18 |
| Mar 14 | at Ole Miss | | 1.2 | 1 | 2 | 2 | 1 | 2 | 1 | 0 | 0 | 0 | 0 | 1 | 0 | 6-10 | 3-0 | 0 | 1.93 | 28 |
| Mar 16 | at Ole Miss | | 0.1 | 0 | 0 | 0 | 0 | 0 | 0 | 0 | 0 | 0 | 0 | 0 | 0 | 12-9 | 3-0 | 0 | 1.86 | 1 |
| Mar 19 | ORAL ROBERTS | | 1.0 | 1 | 0 | 0 | 0 | 0 | 0 | 0 | 0 | 1 | 0 | 1 | 0 | 16-0 | 3-0 | 0 | 1.69 | 12 |
| Mar 25 | MISSOURI STATE | | 1.1 | 1 | 1 | 1 | 0 | 3 | 0 | 0 | 1 | 0 | 0 | 0 | 0 | 13-14 | 3-0 | 0 | 2.25 | 20 |
| Mar 28 | at Vanderbilt | | 1.0 | 0 | 0 | 0 | 1 | 1 | 0 | 0 | 0 | 0 | 0 | 0 | 0 | 9-0 | 3-0 | 0 | 2.08 | 13 |
| Apr 01 | vs Grambling | | 2.0 | 3 | 2 | 2 | 1 | 2 | 1 | 0 | 0 | 1 | 0 | 0 | 0 | 7-4 | 3-0 | 0 | 3.00 | 37 |
| Apr 05 | MISSOURI | | 1.0 | 0 | 0 | 0 | 0 | 2 | 0 | 0 | 0 | 0 | 0 | 0 | 0 | 21-3 | 3-0 | 0 | 2.81 | 11 |
| Apr 08 | ARKANSAS STAT | | 1.1 | 0 | 0 | 0 | 0 | 1 | 0 | 0 | 0 | 0 | 0 | 0 | 0 | 7-3 | 4-0 | 0 | 2.60 | 21 |
| Apr 11 | at Georgia | | 1.0 | 0 | 0 | 0 | 0 | 2 | 0 | 0 | 0 | 0 | 0 | 0 | 0 | 13-3 | 4-0 | 0 | 2.45 | 12 |
| Apr 13 | at Georgia | | 1.0 | 0 | 0 | 0 | 0 | 3 | 0 | 0 | 0 | 0 | 0 | 0 | 0 | 6-7 | 4-0 | 0 | 2.33 | 15 |
| Apr 17 | TEXAS A&M | | 4.0 | 1 | 0 | 0 | 0 | 4 | 0 | 0 | 0 | 1 | 0 | 1 | 0 | 4-7 | 4-0 | 0 | 1.93 | 42 |
| Apr 22 | LITTLE ROCK | | 1.0 | 0 | 0 | 0 | 0 | 1 | 0 | 0 | 0 | 0 | 0 | 0 | 0 | 10-0 | 4-0 | 0 | 1.85 | 9 |
| Apr 25 | at Florida | | 2.0 | 1 | 1 | 1 | 1 | 2 | 0 | 0 | 1 | 0 | 0 | 0 | 0 | 4-6 | 4-0 | 0 | 2.05 | 30 |
| Totals | | 0 | 26.1 | 18 | 6 | 6 | 7 | 31 | 4 | 0 | 2 | 7 | 0 | 4 | 0 | 175-87 | 4-0 | 0 | 2.05 | - |

#36 Parker Coil - 1 game (All games)

| Date | Opponent | Pos | AB | R | H | RBI | 2B | 3B | HR | BB | SB | CS | HBP | SAC | SF | GDP | K | PO | A | E | Avg |
|--------|---------------|-----|----|---|---|-----|----|----|----|----|----|----|-----|-----|----|-----|---|----|---|---|------|
| Mar 23 | SOUTH CAROLIN | p | 0 | 0 | 0 | 0 | 0 | 0 | 0 | 0 | 0 | 0 | 0 | 0 | 0 | 0 | 0 | 1 | 0 | 0 | .000 |
| Totals | | 0gs | 0 | 0 | 0 | 0 | 0 | 0 | 0 | 0 | 0 | 0 | 0 | 0 | 0 | 0 | 0 | 1 | 0 | 0 | .000 |

On base pct. .000 • Slugging pct. .000

#36 Parker Coil - 10 appearances (All games)

| Date | Opponent | GS | IP | H | R | ER | BB | SO | 2B | 3B | HR | WP | BK | HBP | IBB | Score | W-L | Sv | ERA | NP |
|--------|-----------------|----|------|----|---|----|----|----|----|----|----|----|----|-----|-----|-------|-----|----|------|----|
| Feb 14 | WASHINGTON ST | | 0.1 | 1 | 0 | 0 | 0 | 0 | 0 | 0 | 0 | 0 | 0 | 0 | 0 | 3-2 | 0-0 | 0 | 0.00 | 5 |
| Feb 15 | WASHINGTON ST | | 1.1 | 1 | 0 | 0 | 0 | 1 | 0 | 0 | 0 | 0 | 0 | 0 | 0 | 5-2 | 0-0 | 0 | 0.00 | 16 |
| Feb 21 | vs Kansas State | | 1.0 | 0 | 0 | 0 | 0 | 0 | 0 | 0 | 0 | 0 | 0 | 0 | 0 | 2-3 | 0-0 | 0 | 0.00 | 12 |
| Feb 23 | vs Michigan | | 1.2 | 3 | 2 | 0 | 0 | 1 | 1 | 0 | 0 | 0 | 0 | 0 | 0 | 8-6 | 0-0 | 0 | 0.00 | 29 |
| Feb 28 | CHARLOTTE | | 2.0 | 0 | 0 | 0 | 0 | 3 | 0 | 0 | 0 | 0 | 0 | 0 | 0 | 11-10 | 0-0 | 0 | 0.00 | 25 |
| Mar 02 | CHARLOTTE | | 1.2 | 0 | 0 | 0 | 0 | 4 | 0 | 0 | 0 | 0 | 0 | 0 | 0 | 4-3 | 0-0 | 0 | 0.00 | 17 |
| Mar 09 | PORTLAND | | 1.0 | 2 | 0 | 0 | 0 | 0 | 0 | 0 | 0 | 0 | 0 | 0 | 0 | 5-3 | 0-0 | 0 | 0.00 | 18 |
| Mar 15 | at Ole Miss | | 2.0 | 3 | 1 | 1 | 0 | 4 | 0 | 0 | 1 | 0 | 0 | 0 | 0 | 12-3 | 1-0 | 0 | 0.82 | 35 |
| Mar 18 | ORAL ROBERTS | | 2.0 | 2 | 0 | 0 | 1 | 1 | 0 | 0 | 0 | 0 | 0 | 0 | 0 | 4-1 | 1-0 | 0 | 0.69 | 31 |
| Mar 23 | SOUTH CAROLIN | | 2.0 | 2 | 0 | 0 | 1 | 1 | 1 | 0 | 0 | 0 | 0 | 1 | 0 | 11-4 | 2-0 | 0 | 0.60 | 30 |
| Totals | | 0 | 15.0 | 14 | 3 | 1 | 2 | 15 | 2 | 0 | 1 | 0 | 0 | 1 | 0 | 65-37 | 2-0 | 0 | 0.60 | - |

#24 Charles Davalan - 44 games (All games)

| Date | Opponent | Pos | AB | R | H | RBI | 2B | 3B | HR | BB | SB | CS | HBP | SAC | SF | GDP | K | PO | A | E | Avg | |
|--------|-----------------|--------|------|-----|----|-----|----|----|----|----|----|----|-----|-----|----|-----|---|----|----|---|------|------|
| Feb 14 | WASHINGTON ST | *of | 4 | 1 | 1 | 0 | 0 | 0 | 0 | 1 | 0 | 0 | 0 | 0 | 0 | 0 | 0 | 4 | 0 | 0 | .250 | |
| Feb 14 | WASHINGTON ST | *of | 5 | 1 | 2 | 3 | 0 | 0 | 0 | 0 | 0 | 0 | 0 | 0 | 0 | 0 | 1 | 0 | 0 | 0 | .333 | |
| Feb 15 | WASHINGTON ST | *of | 4 | 1 | 1 | 0 | 1 | 0 | 0 | 0 | 0 | 0 | 0 | 0 | 0 | 0 | 0 | 3 | 0 | 0 | .308 | |
| Feb 17 | WASHINGTON ST | *of | 4 | 1 | 1 | 2 | 0 | 0 | 0 | 1 | 1 | 0 | 0 | 0 | 0 | 0 | 0 | 1 | 0 | 0 | .294 | |
| Feb 21 | vs Kansas State | *of | 2 | 0 | 0 | 0 | 0 | 0 | 0 | 1 | 0 | 0 | 1 | 0 | 0 | 0 | 0 | 2 | 0 | 0 | .263 | |
| Feb 22 | vs TCU | *of | 4 | 0 | 0 | 0 | 0 | 0 | 0 | 0 | 0 | 0 | 0 | 0 | 0 | 0 | 1 | 1 | 0 | 0 | .217 | |
| Feb 23 | vs Michigan | *of | 5 | 1 | 2 | 2 | 1 | 0 | 0 | 0 | 0 | 0 | 0 | 0 | 0 | 0 | 0 | 2 | 0 | 0 | .250 | |
| Feb 25 | GRAMBLING | *of | 3 | 1 | 1 | 0 | 0 | 0 | 0 | 2 | 0 | 0 | 0 | 0 | 0 | 0 | 0 | 0 | 0 | 0 | .258 | |
| Feb 28 | CHARLOTTE | *of | 4 | 1 | 1 | 2 | 0 | 0 | 1 | 1 | 0 | 0 | 0 | 0 | 0 | 0 | 0 | 0 | 0 | 0 | .257 | |
| Mar 01 | CHARLOTTE | *of/of | 5 | 1 | 1 | 0 | 0 | 0 | 0 | 0 | 0 | 0 | 0 | 0 | 0 | 0 | 0 | 1 | 0 | 0 | .250 | |
| Mar 02 | CHARLOTTE | of | 1 | 0 | 1 | 0 | 0 | 0 | 0 | 0 | 0 | 1 | 0 | 0 | 0 | 0 | 0 | 0 | 0 | 0 | .268 | |
| Mar 04 | ULM | *of | 3 | 3 | 0 | 0 | 0 | 0 | 0 | 1 | 0 | 0 | 1 | 0 | 0 | 0 | 0 | 1 | 0 | 0 | .250 | |
| Mar 05 | ULM | *of | 3 | 4 | 2 | 4 | 0 | 0 | 1 | 2 | 0 | 0 | 0 | 0 | 0 | 0 | 0 | 2 | 0 | 0 | .277 | |
| Mar 07 | PORTLAND | *of | 3 | 3 | 1 | 0 | 0 | 0 | 0 | 1 | 0 | 0 | 1 | 0 | 0 | 0 | 0 | 2 | 0 | 0 | .280 | |
| Mar 08 | PORTLAND | *of | 3 | 2 | 3 | 1 | 0 | 0 | 1 | 0 | 0 | 0 | 0 | 1 | 0 | 0 | 0 | 2 | 0 | 0 | .321 | |
| Mar 09 | PORTLAND | *of | 4 | 2 | 2 | 0 | 0 | 0 | 0 | 0 | 1 | 0 | 0 | 0 | 0 | 0 | 0 | 1 | 0 | 0 | .333 | |
| Mar 11 | UCA | *of | 3 | 2 | 0 | 0 | 0 | 0 | 0 | 2 | 0 | 0 | 0 | 0 | 0 | 0 | 0 | 3 | 0 | 0 | .317 | |
| Mar 14 | at Ole Miss | *of/of | 5 | 2 | 2 | 1 | 0 | 0 | 1 | 0 | 0 | 0 | 0 | 0 | 0 | 0 | 0 | 1 | 1 | 0 | .323 | |
| Mar 15 | at Ole Miss | *of | 6 | 2 | 4 | 3 | 0 | 0 | 1 | 0 | 0 | 0 | 0 | 0 | 0 | 0 | 2 | 0 | 0 | 0 | .352 | |
| Mar 16 | at Ole Miss | *of/of | 6 | 1 | 2 | 2 | 0 | 0 | 0 | 0 | 1 | 0 | 0 | 0 | 0 | 0 | 2 | 3 | 0 | 0 | .351 | |
| Mar 18 | ORAL ROBERTS | *of/of | 4 | 1 | 3 | 1 | 0 | 0 | 0 | 1 | 0 | 0 | 0 | 0 | 0 | 0 | 0 | 3 | 0 | 0 | .370 | |
| Mar 19 | ORAL ROBERTS | *of | 4 | 3 | 3 | 0 | 0 | 0 | 0 | 0 | 1 | 0 | 0 | 0 | 0 | 0 | 0 | 3 | 0 | 0 | .388 | |
| Mar 21 | SOUTH CAROLIN | *of | 5 | 3 | 4 | 1 | 1 | 0 | 0 | 0 | 0 | 0 | 0 | 0 | 0 | 0 | 0 | 2 | 0 | 0 | .411 | |
| Mar 22 | SOUTH CAROLIN | *of | 4 | 2 | 1 | 2 | 0 | 0 | 1 | 1 | 0 | 0 | 0 | 0 | 0 | 0 | 0 | 2 | 0 | 0 | .404 | |
| Mar 23 | SOUTH CAROLIN | *of | 4 | 2 | 2 | 1 | 0 | 0 | 1 | 1 | 0 | 0 | 0 | 0 | 0 | 0 | 0 | 1 | 0 | 0 | .408 | |
| Mar 25 | MISSOURI STATE | *of/of | 6 | 1 | 3 | 0 | 1 | 0 | 0 | 0 | 0 | 0 | 0 | 0 | 0 | 0 | 1 | 1 | 0 | 0 | .413 | |
| Mar 28 | at Vanderbilt | *of | 3 | 1 | 1 | 0 | 0 | 0 | 0 | 2 | 0 | 0 | 0 | 0 | 0 | 0 | 0 | 4 | 0 | 0 | .411 | |
| Mar 29 | at Vanderbilt | *of | 5 | 0 | 1 | 0 | 0 | 0 | 0 | 0 | 0 | 0 | 0 | 0 | 0 | 0 | 1 | 2 | 0 | 0 | .402 | |
| Mar 30 | at Vanderbilt | *of | 5 | 2 | 2 | 3 | 0 | 0 | 2 | 0 | 0 | 0 | 0 | 0 | 0 | 0 | 1 | 4 | 0 | 0 | .402 | |
| Apr 01 | vs Grambling | *of/of | 5 | 2 | 2 | 0 | 0 | 1 | 0 | 0 | 0 | 0 | 0 | 0 | 0 | 0 | 0 | 2 | 0 | 0 | .402 | |
| Apr 05 | MISSOURI | *of | 5 | 0 | 1 | 1 | 0 | 0 | 0 | 0 | 0 | 0 | 1 | 0 | 0 | 0 | 0 | 1 | 0 | 0 | .394 | |
| Apr 06 | MISSOURI-1 | *of | 5 | 2 | 2 | 7 | 0 | 0 | 2 | 0 | 0 | 0 | 0 | 0 | 0 | 0 | 0 | 0 | 0 | 0 | .394 | |
| Apr 06 | MISSOURI-2 | *of | 3 | 3 | 2 | 1 | 0 | 0 | 0 | 2 | 1 | 0 | 0 | 0 | 0 | 0 | 0 | 0 | 0 | 0 | .400 | |
| Apr 08 | ARKANSAS STAT | *of | 4 | 1 | 3 | 4 | 0 | 0 | 1 | 1 | 0 | 1 | 0 | 0 | 0 | 0 | 0 | 2 | 1 | 0 | .410 | |
| Apr 11 | at Georgia | *of | 5 | 1 | 0 | 0 | 0 | 0 | 0 | 1 | 0 | 0 | 0 | 0 | 0 | 0 | 2 | 1 | 0 | 0 | .396 | |
| Apr 12 | at Georgia | *of/of | 5 | 1 | 1 | 0 | 1 | 0 | 0 | 0 | 0 | 0 | 0 | 0 | 0 | 0 | 0 | 1 | 0 | 0 | .389 | |
| Apr 13 | at Georgia | *of/of | 4 | 1 | 1 | 1 | 1 | 0 | 0 | 2 | 0 | 0 | 0 | 0 | 0 | 0 | 0 | 1 | 0 | 0 | .386 | |
| Apr 15 | UAPB | *of | 5 | 1 | 1 | 0 | 0 | 0 | 0 | 0 | 0 | 0 | 0 | 0 | 0 | 0 | 0 | 1 | 0 | 0 | .380 | |
| Apr 17 | TEXAS A&M | *of | 4 | 2 | 2 | 0 | 1 | 0 | 0 | 1 | 0 | 0 | 0 | 0 | 0 | 0 | 0 | 3 | 0 | 0 | .383 | |
| Apr 18 | TEXAS A&M-1 | *of | 5 | 1 | 2 | 0 | 1 | 0 | 0 | 0 | 0 | 0 | 0 | 0 | 0 | 0 | 1 | 1 | 0 | 0 | .383 | |
| Apr 18 | TEXAS A&M-2 | *of/of | 5 | 1 | 2 | 0 | 0 | 0 | 0 | 0 | 0 | 0 | 0 | 0 | 0 | 0 | 0 | 4 | 1 | 0 | .384 | |
| Apr 22 | LITTLE ROCK | *of | 3 | 0 | 0 | 1 | 0 | 0 | 0 | 0 | 0 | 0 | 0 | 0 | 1 | 0 | 0 | 3 | 0 | 0 | .377 | |
| Apr 23 | LITTLE ROCK | *of/of | 5 | 1 | 2 | 1 | 0 | 0 | 0 | 0 | 0 | 0 | 0 | 0 | 0 | 0 | 0 | 2 | 0 | 0 | .378 | |
| Apr 25 | at Florida | *of | 4 | 0 | 1 | 0 | 0 | 0 | 0 | 0 | 0 | 0 | 0 | 0 | 0 | 0 | 3 | 3 | 0 | 0 | .375 | |
| Totals | | | 43gs | 184 | 61 | 69 | 44 | 8 | 1 | 12 | 24 | 5 | 2 | 4 | 1 | 1 | 0 | 16 | 76 | 3 | 0 | .375 |

On base pct. .455 • Slugging pct. .625



III INDIVIDUAL GAME-BY-GAME

#5 Kendall Diggs - 28 games (All games)

| Date | Opponent | Pos | AB | R | H | RBI | 2B | 3B | HR | BB | SB | CS | HBP | SAC | SF | GDP | K | PO | A | E | Avg |
|--------|-----------------|-------|----|---|----|-----|----|----|----|----|----|----|-----|-----|----|-----|----|----|---|---|------|
| Feb 14 | WASHINGTON ST | *of | 4 | 0 | 0 | 0 | 0 | 0 | 0 | 0 | 0 | 0 | 0 | 0 | 0 | 0 | 2 | 1 | 0 | 0 | .000 |
| Feb 15 | WASHINGTON ST | *of | 3 | 1 | 1 | 0 | 1 | 0 | 0 | 1 | 0 | 1 | 0 | 0 | 0 | 0 | 1 | 4 | 0 | 0 | .143 |
| Feb 21 | vs Kansas State | *of | 4 | 0 | 1 | 0 | 0 | 0 | 0 | 0 | 0 | 0 | 0 | 0 | 0 | 0 | 2 | 1 | 0 | 0 | .182 |
| Feb 22 | vs TCU | *of | 2 | 0 | 1 | 0 | 0 | 0 | 0 | 0 | 1 | 0 | 0 | 0 | 0 | 0 | 0 | 2 | 0 | 0 | .231 |
| Feb 23 | vs Michigan | *of | 4 | 1 | 1 | 1 | 1 | 0 | 0 | 1 | 0 | 0 | 0 | 0 | 0 | 0 | 1 | 4 | 0 | 0 | .235 |
| Feb 28 | CHARLOTTE | of | 0 | 0 | 0 | 0 | 0 | 0 | 0 | 0 | 0 | 0 | 0 | 0 | 0 | 0 | 0 | 1 | 0 | 0 | .235 |
| Mar 01 | CHARLOTTE | *of | 3 | 1 | 1 | 0 | 0 | 0 | 0 | 1 | 0 | 0 | 0 | 0 | 0 | 0 | 2 | 2 | 0 | 0 | .250 |
| Mar 04 | ULM | *of | 3 | 0 | 0 | 0 | 0 | 0 | 0 | 0 | 0 | 0 | 1 | 0 | 0 | 0 | 1 | 0 | 0 | 0 | .217 |
| Mar 05 | ULM | *of | 3 | 1 | 1 | 1 | 0 | 0 | 1 | 0 | 0 | 0 | 0 | 0 | 0 | 0 | 0 | 2 | 0 | 0 | .231 |
| Mar 07 | PORTLAND | of | 1 | 1 | 1 | 2 | 0 | 1 | 0 | 1 | 0 | 0 | 0 | 0 | 0 | 0 | 0 | 0 | 0 | 0 | .259 |
| Mar 08 | PORTLAND | *of | 4 | 1 | 1 | 2 | 0 | 0 | 1 | 0 | 0 | 0 | 0 | 0 | 0 | 0 | 0 | 0 | 0 | 0 | .258 |
| Mar 09 | PORTLAND | of | 0 | 0 | 0 | 0 | 0 | 0 | 0 | 1 | 0 | 0 | 0 | 0 | 0 | 0 | 0 | 0 | 0 | 0 | .258 |
| Mar 11 | UCA | *of | 3 | 0 | 0 | 0 | 0 | 0 | 0 | 1 | 0 | 0 | 0 | 0 | 0 | 1 | 1 | 1 | 0 | 0 | .235 |
| Mar 14 | at Ole Miss | of | 1 | 0 | 0 | 0 | 0 | 0 | 0 | 0 | 0 | 0 | 0 | 0 | 0 | 0 | 1 | 0 | 0 | 0 | .229 |
| Mar 16 | at Ole Miss | *of | 2 | 0 | 0 | 0 | 0 | 0 | 0 | 0 | 0 | 0 | 0 | 0 | 0 | 0 | 0 | 2 | 0 | 0 | .216 |
| Mar 19 | ORAL ROBERTS | *of | 4 | 1 | 0 | 1 | 0 | 0 | 0 | 0 | 0 | 0 | 0 | 0 | 0 | 0 | 0 | 2 | 0 | 0 | .195 |
| Mar 22 | SOUTH CAROLIN | of | 0 | 0 | 0 | 0 | 0 | 0 | 0 | 0 | 0 | 0 | 0 | 0 | 0 | 0 | 0 | 1 | 0 | 0 | .195 |
| Mar 23 | SOUTH CAROLIN | of | 0 | 0 | 0 | 0 | 0 | 0 | 0 | 0 | 0 | 0 | 0 | 0 | 0 | 0 | 0 | 0 | 0 | 0 | .195 |
| Mar 25 | MISSOURI STATE | *of | 2 | 0 | 0 | 0 | 0 | 0 | 0 | 0 | 0 | 0 | 0 | 0 | 0 | 1 | 0 | 1 | 0 | 1 | .186 |
| Apr 01 | vs Grambling | *of | 4 | 0 | 0 | 0 | 0 | 0 | 0 | 0 | 0 | 0 | 0 | 0 | 0 | 0 | 3 | 1 | 0 | 0 | .170 |
| Apr 06 | MISSOURI-1 | pr/of | 1 | 0 | 0 | 0 | 0 | 0 | 0 | 0 | 0 | 0 | 0 | 0 | 0 | 0 | 1 | 0 | 0 | 0 | .167 |
| Apr 12 | at Georgia | pr | 0 | 0 | 0 | 0 | 0 | 0 | 0 | 0 | 0 | 0 | 0 | 0 | 0 | 0 | 0 | 0 | 0 | 0 | .167 |
| Apr 13 | at Georgia | *of | 2 | 0 | 0 | 0 | 0 | 0 | 0 | 0 | 0 | 0 | 0 | 0 | 0 | 0 | 0 | 1 | 0 | 0 | .160 |
| Apr 15 | UAPB | ph | 1 | 1 | 1 | 0 | 0 | 0 | 0 | 0 | 0 | 0 | 0 | 0 | 0 | 0 | 0 | 0 | 0 | 0 | .176 |
| Apr 17 | TEXAS A&M | ph | 1 | 0 | 1 | 0 | 0 | 0 | 0 | 0 | 0 | 0 | 0 | 0 | 0 | 0 | 0 | 0 | 0 | 0 | .192 |
| Apr 18 | TEXAS A&M-2 | ph/of | 1 | 0 | 0 | 0 | 0 | 0 | 0 | 0 | 0 | 0 | 0 | 0 | 0 | 0 | 1 | 0 | 0 | 0 | .189 |
| Apr 23 | LITTLE ROCK | *of | 3 | 0 | 0 | 0 | 0 | 0 | 0 | 1 | 0 | 0 | 0 | 0 | 0 | 0 | 0 | 0 | 0 | 0 | .179 |
| Apr 25 | at Florida | of | 2 | 0 | 0 | 0 | 0 | 0 | 0 | 0 | 0 | 0 | 0 | 0 | 0 | 0 | 1 | 0 | 0 | 0 | .172 |
| Totals | | 16gs | 58 | 8 | 10 | 7 | 2 | 1 | 2 | 7 | 1 | 1 | 1 | 0 | 0 | 2 | 17 | 26 | 0 | 1 | .172 |

On base pct. .273 • Slugging pct. .345

#13 Steele Eaves - 2 games (All games)

| Date | Opponent | Pos | AB | R | H | RBI | 2B | 3B | HR | BB | SB | CS | HBP | SAC | SF | GDP | K | PO | A | E | Avg |
|--------|-----------|-----|----|---|---|-----|----|----|----|----|----|----|-----|-----|----|-----|---|----|---|---|------|
| Feb 25 | GRAMBLING | p | 0 | 0 | 0 | 0 | 0 | 0 | 0 | 0 | 0 | 0 | 0 | 0 | 0 | 0 | 0 | 0 | 1 | 0 | .000 |
| Mar 07 | PORTLAND | p | 0 | 0 | 0 | 0 | 0 | 0 | 0 | 0 | 0 | 0 | 0 | 0 | 0 | 0 | 0 | 0 | 1 | 0 | .000 |
| Totals | | 0gs | 0 | 0 | 0 | 0 | 0 | 0 | 0 | 0 | 0 | 0 | 0 | 0 | 0 | 0 | 0 | 0 | 2 | 0 | .000 |

On base pct. .000 • Slugging pct. .000

#13 Steele Eaves - 6 appearances (All games)

| Date | Opponent | GS | IP | H | R | ER | BB | SO | 2B | 3B | HR | WP | BK | HBP | IBB | Score | W-L | Sv | ERA | NP |
|--------|--------------|----|-----|---|---|----|----|----|----|----|----|----|----|-----|-----|-------|-----|----|------|----|
| Feb 25 | GRAMBLING | | 1.0 | 1 | 1 | 1 | 0 | 2 | 0 | 0 | 0 | 1 | 0 | 1 | 0 | 14-3 | 0-0 | 0 | 9.00 | 19 |
| Mar 07 | PORTLAND | | 1.2 | 4 | 1 | 1 | 0 | 1 | 0 | 0 | 0 | 0 | 0 | 1 | 0 | 20-3 | 0-0 | 0 | 6.75 | 31 |
| Mar 19 | ORAL ROBERTS | | 1.0 | 0 | 0 | 0 | 1 | 1 | 0 | 0 | 0 | 0 | 0 | 0 | 0 | 16-0 | 0-0 | 0 | 4.91 | 21 |
| Apr 06 | MISSOURI-1 | | 1.0 | 1 | 0 | 0 | 0 | 2 | 0 | 0 | 0 | 0 | 0 | 0 | 0 | 14-4 | 0-0 | 0 | 3.86 | 16 |
| Apr 15 | UAPB | | 1.0 | 0 | 0 | 0 | 0 | 1 | 0 | 0 | 0 | 0 | 0 | 0 | 0 | 13-3 | 0-0 | 0 | 3.18 | 10 |
| Apr 23 | LITTLE ROCK | | 2.0 | 2 | 0 | 0 | 0 | 1 | 0 | 0 | 0 | 0 | 0 | 0 | 0 | 4-0 | 1-0 | 0 | 2.35 | 29 |
| Totals | | 0 | 7.2 | 8 | 2 | 2 | 1 | 8 | 0 | 0 | 0 | 1 | 0 | 2 | 0 | 81-13 | 1-0 | 0 | 2.35 | - |

#38 Colin Fisher - 3 games (All games)

| Date | Opponent | Pos | AB | R | H | RBI | 2B | 3B | HR | BB | SB | CS | HBP | SAC | SF | GDP | K | PO | A | E | Avg |
|--------|---------------|-----|----|---|---|-----|----|----|----|----|----|----|-----|-----|----|-----|---|----|---|---|------|
| Mar 04 | ULM | *p | 0 | 0 | 0 | 0 | 0 | 0 | 0 | 0 | 0 | 0 | 0 | 0 | 0 | 0 | 0 | 0 | 1 | 0 | .000 |
| Apr 01 | vs Grambling | p | 0 | 0 | 0 | 0 | 0 | 0 | 0 | 0 | 0 | 0 | 0 | 0 | 0 | 0 | 0 | 0 | 0 | 1 | .000 |
| Apr 08 | ARKANSAS STAT | p | 0 | 0 | 0 | 0 | 0 | 0 | 0 | 0 | 0 | 0 | 0 | 0 | 0 | 0 | 0 | 0 | 1 | 0 | .000 |
| Totals | | 1gs | 0 | 0 | 0 | 0 | 0 | 0 | 0 | 0 | 0 | 0 | 0 | 0 | 0 | 0 | 0 | 0 | 2 | 1 | .000 |

On base pct. .000 • Slugging pct. .000

#38 Colin Fisher - 14 appearances (All games)

| Date | Opponent | GS | IP | H | R | ER | BB | SO | 2B | 3B | HR | WP | BK | HBP | IBB | Score | W-L | Sv | ERA | NP |
|--------|----------------|----|------|----|----|----|----|----|----|----|----|----|----|-----|-----|--------|-----|----|------|----|
| Feb 23 | vs Michigan | | 1.0 | 0 | 0 | 0 | 1 | 2 | 0 | 0 | 0 | 0 | 0 | 0 | 0 | 8-6 | 0-0 | 0 | 0.00 | 14 |
| Feb 25 | GRAMBLING | | 1.0 | 0 | 0 | 0 | 0 | 1 | 0 | 0 | 0 | 0 | 0 | 0 | 0 | 14-3 | 0-0 | 0 | 0.00 | 11 |
| Feb 28 | CHARLOTTE | | 2.0 | 3 | 1 | 1 | 0 | 3 | 1 | 0 | 1 | 1 | 0 | 0 | 0 | 11-10 | 0-0 | 0 | 2.25 | 33 |
| Mar 04 | ULM | * | 3.0 | 1 | 0 | 0 | 1 | 6 | 0 | 0 | 0 | 0 | 0 | 0 | 0 | 14-1 | 1-0 | 0 | 1.29 | 41 |
| Mar 08 | PORTLAND | | 1.0 | 1 | 0 | 0 | 0 | 1 | 0 | 0 | 0 | 0 | 0 | 0 | 0 | 10-0 | 1-0 | 0 | 1.12 | 14 |
| Mar 11 | UCA | * | 3.0 | 1 | 0 | 0 | 0 | 3 | 1 | 0 | 0 | 0 | 0 | 0 | 0 | 9-2 | 2-0 | 0 | 0.82 | 39 |
| Mar 16 | at Ole Miss | | 0.2 | 3 | 3 | 3 | 2 | 0 | 0 | 0 | 1 | 0 | 0 | 0 | 0 | 12-9 | 2-0 | 0 | 3.09 | 23 |
| Mar 19 | ORAL ROBERTS | * | 2.0 | 0 | 0 | 0 | 0 | 4 | 0 | 0 | 0 | 0 | 0 | 1 | 0 | 16-0 | 3-0 | 0 | 2.63 | 27 |
| Mar 25 | MISSOURI STATE | * | 3.0 | 2 | 3 | 3 | 3 | 6 | 2 | 0 | 0 | 2 | 0 | 0 | 0 | 13-14 | 3-0 | 0 | 3.78 | 54 |
| Apr 01 | vs Grambling | | 1.0 | 2 | 1 | 1 | 0 | 0 | 0 | 0 | 0 | 0 | 0 | 1 | 0 | 7-4 | 3-0 | 0 | 4.08 | 25 |
| Apr 08 | ARKANSAS STAT | | 1.2 | 1 | 1 | 1 | 1 | 0 | 0 | 0 | 0 | 0 | 0 | 0 | 0 | 7-3 | 3-0 | 0 | 4.19 | 20 |
| Apr 15 | UAPB | | 2.0 | 2 | 0 | 0 | 1 | 1 | 1 | 0 | 0 | 0 | 0 | 0 | 0 | 13-3 | 3-0 | 0 | 3.80 | 27 |
| Apr 18 | TEXAS A&M-2 | | 0.0 | 1 | 1 | 1 | 0 | 0 | 1 | 0 | 0 | 0 | 0 | 0 | 0 | 2-9 | 3-0 | 0 | 4.22 | 4 |
| Apr 23 | LITTLE ROCK | * | 2.0 | 1 | 0 | 0 | 0 | 2 | 0 | 0 | 0 | 0 | 0 | 0 | 0 | 4-0 | 3-0 | 0 | 3.86 | 26 |
| Totals | | 5 | 23.1 | 18 | 10 | 10 | 9 | 29 | 6 | 0 | 2 | 3 | 0 | 2 | 0 | 140-64 | 3-0 | 0 | 3.86 | - |

#46 Christian Foutch - 2 games (All games)

| Date | Opponent | Pos | AB | R | H | RBI | 2B | 3B | HR | BB | SB | CS | HBP | SAC | SF | GDP | K | PO | A | E | Avg |
|--------|---------------|-----|----|---|---|-----|----|----|----|----|----|----|-----|-----|----|-----|---|----|---|---|------|
| Feb 14 | WASHINGTON ST | p | 0 | 0 | 0 | 0 | 0 | 0 | 0 | 0 | 0 | 0 | 0 | 0 | 0 | 0 | 0 | 0 | 1 | 0 | .000 |
| Apr 18 | TEXAS A&M-2 | p | 0 | 0 | 0 | 0 | 0 | 0 | 0 | 0 | 0 | 0 | 0 | 0 | 0 | 0 | 0 | 1 | 0 | 0 | .000 |
| Totals | | 0gs | 0 | 0 | 0 | 0 | 0 | 0 | 0 | 0 | 0 | 0 | 0 | 0 | 0 | 0 | 0 | 1 | 1 | 0 | .000 |

On base pct. .000 • Slugging pct. .000

#46 Christian Foutch - 14 appearances (All games)

| Date | Opponent | GS | IP | H | R | ER | BB | SO | 2B | 3B | HR | WP | BK | HBP | IBB | Score | W-L | Sv | ERA | NP |
|--------|---------------|----|------|---|---|----|----|----|----|----|----|----|----|-----|-----|-------|-----|----|------|----|
| Feb 14 | WASHINGTON ST | | 2.0 | 2 | 1 | 0 | 0 | 0 | 0 | 0 | 0 | 0 | 0 | 0 | 0 | 3-2 | 1-0 | 0 | 0.00 | 32 |
| Feb 22 | vs TCU | | 1.1 | 1 | 0 | 0 | 2 | 1 | 0 | 0 | 0 | 0 | 0 | 0 | 0 | 2-1 | 1-0 | 1 | 0.00 | 29 |
| Feb 28 | CHARLOTTE | | 1.0 | 0 | 0 | 0 | 0 | 1 | 0 | 0 | 0 | 0 | 0 | 2 | 0 | 11-10 | 1-0 | 2 | 0.00 | 13 |
| Mar 02 | CHARLOTTE | | 0.0 | 2 | 2 | 2 | 0 | 0 | 0 | 0 | 0 | 1 | 0 | 1 | 0 | 4-3 | 1-0 | 2 | 4.15 | 11 |
| Mar 09 | PORTLAND | | 1.0 | 0 | 0 | 0 | 0 | 1 | 0 | 0 | 0 | 0 | 0 | 1 | 0 | 5-3 | 1-0 | 2 | 3.38 | 18 |
| Mar 16 | at Ole Miss | | 0.1 | 0 | 0 | 0 | 1 | 0 | 0 | 0 | 0 | 0 | 0 | 1 | 0 | 12-9 | 1-0 | 2 | 3.18 | 12 |
| Mar 18 | ORAL ROBERTS | | 1.0 | 0 | 0 | 0 | 1 | 1 | 0 | 0 | 0 | 0 | 0 | 0 | 0 | 4-1 | 1-0 | 3 | 2.70 | 14 |
| Mar 23 | SOUTH CAROLIN | | 0.0 | 1 | 2 | 2 | 0 | 0 | 1 | 0 | 0 | 0 | 0 | 1 | 0 | 11-4 | 1-0 | 3 | 5.40 | 3 |
| Apr 06 | MISSOURI-2 | | 1.0 | 0 | 0 | 0 | 0 | 2 | 0 | 0 | 0 | 0 | 0 | 0 | 0 | 16-2 | 1-0 | 3 | 4.70 | 12 |
| Apr 12 | at Georgia | | 1.2 | 0 | 0 | 0 | 1 | 5 | 0 | 0 | 0 | 1 | 0 | 0 | 0 | 6-7 | 1-0 | 3 | 3.86 | 31 |
| Apr 17 | TEXAS A&M | | 1.0 | 1 | 1 | 1 | 0 | 2 | 0 | 0 | 1 | 0 | 0 | 0 | 0 | 4-7 | 1-0 | 3 | 4.35 | 15 |
| Apr 18 | TEXAS A&M-2 | | 1.1 | 1 | 2 | 2 | 1 | 2 | 0 | 0 | 0 | 0 | 0 | 0 | 0 | 2-9 | 1-0 | 3 | 5.40 | 20 |
| Apr 23 | LITTLE ROCK | | 1.0 | 0 | 0 | 0 | 1 | 2 | 0 | 0 | 0 | 0 | 0 | 0 | 0 | 4-0 | 1-0 | 3 | 4.97 | 22 |
| Apr 25 | at Florida | | 1.2 | 0 | 0 | 0 | 0 | 2 | 0 | 0 | 0 | 0 | 0 | 0 | 0 | 4-6 | 1-0 | 3 | 4.40 | 22 |
| Totals | | 0 | 14.1 | 8 | 8 | 7 | 7 | 19 | 1 | 0 | 1 | 2 | 0 | 6 | 0 | 88-64 | 1-0 | 3 | 4.40 | - |



||| INDIVIDUAL GAME-BY-GAME

#6 Gabe Fraser - 24 games (All games)

| Date | Opponent | Pos | AB | R | H | RBI | 2B | 3B | HR | BB | SB | CS | HBP | SAC | SF | GDP | K | PO | A | E | Avg |
|--------|----------------|-------|----|----|----|-----|----|----|----|----|----|----|-----|-----|----|-----|----|----|----|---|------|
| Feb 15 | WASHINGTON ST | pr | 0 | 0 | 0 | 0 | 0 | 0 | 0 | 0 | 0 | 0 | 0 | 0 | 0 | 0 | 0 | 0 | 0 | 0 | .000 |
| Feb 22 | vs TCU | *2b | 3 | 0 | 0 | 0 | 0 | 0 | 0 | 0 | 0 | 0 | 0 | 0 | 0 | 0 | 1 | 0 | 2 | 1 | .000 |
| Feb 25 | GRAMBLING | 2b | 0 | 0 | 0 | 1 | 0 | 0 | 0 | 0 | 0 | 0 | 0 | 0 | 1 | 0 | 0 | 0 | 0 | 0 | .000 |
| Mar 02 | CHARLOTTE | *2b | 3 | 0 | 1 | 0 | 0 | 0 | 0 | 0 | 0 | 0 | 0 | 0 | 0 | 0 | 0 | 0 | 0 | 0 | .167 |
| Mar 05 | ULM | pr/2b | 1 | 1 | 0 | 0 | 0 | 0 | 0 | 0 | 0 | 0 | 0 | 0 | 0 | 0 | 0 | 0 | 0 | 0 | .143 |
| Mar 09 | PORTLAND | 2b | 1 | 0 | 0 | 0 | 0 | 0 | 0 | 0 | 0 | 0 | 0 | 0 | 0 | 0 | 0 | 1 | 1 | 0 | .125 |
| Mar 11 | UCA | *2b | 4 | 0 | 0 | 0 | 0 | 0 | 0 | 0 | 0 | 0 | 0 | 0 | 0 | 0 | 2 | 1 | 2 | 0 | .083 |
| Mar 16 | at Ole Miss | pr/of | 0 | 1 | 0 | 0 | 0 | 0 | 0 | 0 | 0 | 0 | 0 | 0 | 0 | 0 | 0 | 1 | 0 | 0 | .083 |
| Mar 18 | ORAL ROBERTS | pr | 0 | 1 | 0 | 0 | 0 | 0 | 0 | 0 | 0 | 0 | 0 | 0 | 0 | 0 | 0 | 0 | 0 | 0 | .083 |
| Mar 19 | ORAL ROBERTS | 3b | 1 | 0 | 0 | 1 | 0 | 0 | 0 | 0 | 0 | 0 | 0 | 0 | 0 | 0 | 0 | 0 | 1 | 1 | .077 |
| Mar 25 | MISSOURI STATE | *3b | 4 | 1 | 2 | 4 | 0 | 0 | 1 | 0 | 0 | 0 | 0 | 0 | 0 | 0 | 1 | 1 | 1 | 0 | .176 |
| Mar 28 | at Vanderbilt | pr | 0 | 1 | 0 | 0 | 0 | 0 | 0 | 0 | 0 | 0 | 0 | 0 | 0 | 0 | 0 | 0 | 0 | 0 | .176 |
| Apr 01 | vs Grambling | *2b | 3 | 0 | 0 | 0 | 0 | 0 | 0 | 0 | 0 | 0 | 0 | 0 | 0 | 0 | 2 | 3 | 2 | 0 | .150 |
| Apr 05 | MISSOURI | pr/3b | 0 | 1 | 0 | 1 | 0 | 0 | 0 | 1 | 0 | 0 | 0 | 0 | 0 | 0 | 0 | 0 | 0 | 0 | .150 |
| Apr 06 | MISSOURI-1 | ss | 0 | 0 | 0 | 0 | 0 | 0 | 0 | 0 | 0 | 0 | 0 | 0 | 0 | 0 | 0 | 1 | 0 | 0 | .150 |
| Apr 06 | MISSOURI-2 | 3b | 1 | 0 | 1 | 1 | 0 | 0 | 0 | 0 | 0 | 0 | 0 | 0 | 0 | 0 | 0 | 0 | 0 | 0 | .190 |
| Apr 11 | at Georgia | 2b | 1 | 1 | 1 | 1 | 0 | 1 | 0 | 2 | 0 | 0 | 0 | 0 | 0 | 0 | 0 | 1 | 0 | 0 | .227 |
| Apr 12 | at Georgia | *2b | 3 | 0 | 2 | 1 | 0 | 0 | 0 | 1 | 0 | 0 | 0 | 0 | 0 | 0 | 0 | 0 | 1 | 0 | .280 |
| Apr 13 | at Georgia | *2b | 5 | 1 | 1 | 0 | 0 | 0 | 0 | 0 | 0 | 0 | 0 | 0 | 0 | 0 | 1 | 2 | 5 | 0 | .267 |
| Apr 17 | TEXAS A&M | *2b | 4 | 0 | 0 | 0 | 0 | 0 | 0 | 0 | 0 | 0 | 0 | 0 | 0 | 0 | 0 | 0 | 3 | 0 | .235 |
| Apr 18 | TEXAS A&M-2 | 2b | 1 | 0 | 0 | 0 | 0 | 0 | 0 | 0 | 0 | 0 | 0 | 0 | 0 | 0 | 1 | 0 | 0 | 0 | .229 |
| Apr 22 | LITTLE ROCK | *2b | 3 | 1 | 2 | 2 | 0 | 0 | 0 | 0 | 1 | 0 | 0 | 0 | 1 | 0 | 1 | 2 | 0 | 0 | .263 |
| Apr 23 | LITTLE ROCK | *2b | 3 | 1 | 1 | 0 | 0 | 0 | 0 | 1 | 1 | 0 | 0 | 0 | 0 | 0 | 0 | 0 | 2 | 0 | .268 |
| Apr 25 | at Florida | *2b | 3 | 1 | 1 | 0 | 1 | 0 | 0 | 1 | 0 | 0 | 0 | 0 | 0 | 0 | 1 | 0 | 1 | 0 | .273 |
| Totals | | 11gs | 44 | 11 | 12 | 12 | 1 | 1 | 1 | 6 | 2 | 0 | 0 | 0 | 2 | 0 | 10 | 13 | 21 | 2 | .273 |

On base pct. .346 • Slugging pct. .409

#20 Gabe Gaeckle - 7 games (All games)

| Date | Opponent | Pos | AB | R | H | RBI | 2B | 3B | HR | BB | SB | CS | HBP | SAC | SF | GDP | K | PO | A | E | Avg |
|--------|-----------------|-----|----|---|---|-----|----|----|----|----|----|----|-----|-----|----|-----|---|----|---|---|------|
| Feb 21 | vs Kansas State | *p | 0 | 0 | 0 | 0 | 0 | 0 | 0 | 0 | 0 | 0 | 0 | 0 | 0 | 0 | 0 | 1 | 3 | 0 | .000 |
| Feb 28 | CHARLOTTE | *p | 0 | 0 | 0 | 0 | 0 | 0 | 0 | 0 | 0 | 0 | 0 | 0 | 0 | 0 | 0 | 0 | 1 | 0 | .000 |
| Mar 07 | PORTLAND | *p | 0 | 0 | 0 | 0 | 0 | 0 | 0 | 0 | 0 | 0 | 0 | 0 | 0 | 0 | 0 | 0 | 1 | 0 | .000 |
| Mar 15 | at Ole Miss | *p | 0 | 0 | 0 | 0 | 0 | 0 | 0 | 0 | 0 | 0 | 0 | 0 | 0 | 0 | 0 | 1 | 1 | 0 | .000 |
| Mar 29 | at Vanderbilt | *p | 0 | 0 | 0 | 0 | 0 | 0 | 0 | 0 | 0 | 0 | 0 | 0 | 0 | 0 | 0 | 1 | 1 | 0 | .000 |
| Apr 06 | MISSOURI-1 | *p | 0 | 0 | 0 | 0 | 0 | 0 | 0 | 0 | 0 | 0 | 0 | 0 | 0 | 0 | 0 | 1 | 0 | 0 | .000 |
| Apr 18 | TEXAS A&M-1 | p | 0 | 0 | 0 | 0 | 0 | 0 | 0 | 0 | 0 | 0 | 0 | 0 | 0 | 0 | 0 | 0 | 2 | 0 | .000 |
| Totals | | 6gs | 0 | 0 | 0 | 0 | 0 | 0 | 0 | 0 | 0 | 0 | 0 | 0 | 0 | 0 | 0 | 4 | 9 | 0 | .000 |

On base pct. .000 • Slugging pct. .000

#20 Gabe Gaeckle - 10 appearances (All games)

| Date | Opponent | GS | IP | H | R | ER | BB | SO | 2B | 3B | HR | WP | BK | HBP | IBB | Score | W-L | Sv | ERA | NP |
|--------|-----------------|----|------|----|----|----|----|----|----|----|----|----|----|-----|-----|-------|-----|----|------|----|
| Feb 14 | WASHINGTON ST | * | 5.0 | 1 | 0 | 0 | 1 | 7 | 0 | 0 | 0 | 1 | 0 | 1 | 0 | 3-2 | 0-0 | 0 | 0.00 | 78 |
| Feb 21 | vs Kansas State | * | 5.2 | 5 | 2 | 2 | 4 | 2 | 1 | 0 | 0 | 0 | 0 | 0 | 0 | 2-3 | 0-0 | 0 | 1.69 | 99 |
| Feb 28 | CHARLOTTE | * | 3.0 | 10 | 9 | 9 | 1 | 3 | 3 | 1 | 1 | 2 | 0 | 0 | 0 | 11-10 | 0-0 | 0 | 7.24 | 66 |
| Mar 07 | PORTLAND | * | 5.1 | 2 | 2 | 2 | 3 | 7 | 0 | 1 | 0 | 1 | 0 | 1 | 0 | 20-3 | 1-0 | 0 | 6.16 | 87 |
| Mar 15 | at Ole Miss | * | 4.0 | 1 | 2 | 2 | 3 | 8 | 1 | 0 | 0 | 2 | 0 | 1 | 0 | 12-3 | 1-0 | 0 | 5.87 | 79 |
| Mar 22 | SOUTH CAROLIN | * | 1.2 | 2 | 3 | 3 | 3 | 0 | 0 | 0 | 0 | 1 | 0 | 1 | 0 | 12-3 | 1-0 | 0 | 6.57 | 45 |
| Mar 29 | at Vanderbilt | * | 5.2 | 6 | 2 | 2 | 0 | 7 | 1 | 0 | 0 | 0 | 0 | 0 | 0 | 6-4 | 1-0 | 0 | 5.93 | 92 |
| Apr 06 | MISSOURI-1 | * | 4.0 | 5 | 4 | 2 | 2 | 6 | 0 | 0 | 0 | 0 | 0 | 0 | 0 | 14-4 | 2-0 | 0 | 5.77 | 83 |
| Apr 12 | at Georgia | * | 2.0 | 6 | 5 | 5 | 1 | 2 | 0 | 0 | 1 | 0 | 0 | 0 | 0 | 6-7 | 2-1 | 0 | 6.69 | 56 |
| Apr 18 | TEXAS A&M-1 | * | 5.2 | 4 | 1 | 1 | 2 | 8 | 0 | 0 | 1 | 0 | 0 | 0 | 0 | 11-5 | 3-1 | 0 | 6.00 | 97 |
| Totals | | 9 | 42.0 | 42 | 30 | 28 | 20 | 50 | 6 | 2 | 3 | 7 | 0 | 4 | 0 | 97-44 | 3-1 | 0 | 6.00 | - |

#29 Cole Gibler - 13 appearances (All games)

| Date | Opponent | GS | IP | H | R | ER | BB | SO | 2B | 3B | HR | WP | BK | HBP | IBB | Score | W-L | Sv | ERA | NP |
|--------|----------------|----|------|----|---|----|----|----|----|----|----|----|----|-----|-----|--------|-----|----|------|----|
| Feb 17 | WASHINGTON ST | | 1.0 | 0 | 0 | 0 | 1 | 1 | 0 | 0 | 0 | 0 | 0 | 0 | 0 | 12-2 | 0-0 | 0 | 0.00 | 12 |
| Feb 23 | vs Michigan | | 1.0 | 0 | 0 | 0 | 1 | 3 | 0 | 0 | 0 | 0 | 0 | 1 | 0 | 8-6 | 0-0 | 0 | 0.00 | 25 |
| Mar 04 | ULM | | 1.0 | 2 | 1 | 1 | 0 | 3 | 1 | 0 | 0 | 0 | 0 | 0 | 0 | 14-1 | 0-0 | 0 | 3.00 | 22 |
| Mar 11 | UCA | | 2.0 | 1 | 1 | 1 | 1 | 4 | 0 | 0 | 0 | 0 | 0 | 1 | 0 | 9-2 | 0-0 | 0 | 3.60 | 34 |
| Mar 18 | ORAL ROBERTS | | 2.0 | 4 | 1 | 1 | 0 | 1 | 0 | 0 | 0 | 1 | 0 | 0 | 0 | 4-1 | 1-0 | 0 | 3.86 | 39 |
| Mar 25 | MISSOURI STATE | | 2.1 | 3 | 3 | 3 | 1 | 7 | 0 | 0 | 1 | 0 | 0 | 0 | 0 | 13-14 | 1-0 | 0 | 5.79 | 44 |
| Apr 01 | vs Grambling | | 2.0 | 0 | 0 | 0 | 1 | 5 | 0 | 0 | 0 | 0 | 0 | 0 | 0 | 7-4 | 1-0 | 1 | 4.76 | 25 |
| Apr 06 | MISSOURI-2 | | 1.0 | 0 | 0 | 0 | 0 | 2 | 0 | 0 | 0 | 0 | 0 | 1 | 0 | 16-2 | 1-0 | 1 | 4.38 | 14 |
| Apr 08 | ARKANSAS STAT | | 1.0 | 1 | 0 | 0 | 1 | 2 | 0 | 0 | 0 | 0 | 0 | 0 | 0 | 7-3 | 1-0 | 1 | 4.05 | 24 |
| Apr 12 | at Georgia | | 1.0 | 1 | 0 | 0 | 0 | 3 | 0 | 0 | 0 | 0 | 0 | 0 | 0 | 6-7 | 1-0 | 1 | 3.77 | 15 |
| Apr 13 | at Georgia | | 1.0 | 1 | 1 | 1 | 0 | 2 | 0 | 0 | 1 | 0 | 0 | 0 | 0 | 6-7 | 1-1 | 1 | 4.11 | 18 |
| Apr 18 | TEXAS A&M-2 | | 0.0 | 2 | 2 | 2 | 0 | 0 | 1 | 0 | 1 | 0 | 0 | 0 | 0 | 2-9 | 1-1 | 1 | 5.28 | 8 |
| Apr 23 | LITTLE ROCK | | 2.0 | 1 | 0 | 0 | 0 | 6 | 0 | 0 | 0 | 1 | 0 | 0 | 0 | 4-0 | 1-1 | 1 | 4.67 | 32 |
| Totals | | 0 | 17.1 | 16 | 9 | 9 | 6 | 39 | 2 | 0 | 3 | 2 | 0 | 3 | 0 | 108-58 | 1-1 | 1 | 4.67 | - |

#27 Ryder Helfrick - 40 games (All games)

| Date | Opponent | Pos | AB | R | H | RBI | 2B | 3B | HR | BB | SB | CS | HBP | SAC | SF | GDP | K | PO | A | E | Avg |
|--------|-----------------|------|-----|----|----|-----|----|----|----|----|----|----|-----|-----|----|-----|----|-----|----|---|------|
| Feb 14 | WASHINGTON ST | *c | 2 | 1 | 1 | 0 | 0 | 0 | 0 | 2 | 0 | 1 | 0 | 0 | 0 | 0 | 1 | 11 | 1 | 1 | .500 |
| Feb 14 | WASHINGTON ST | *c | 3 | 0 | 1 | 3 | 0 | 1 | 0 | 1 | 0 | 0 | 0 | 0 | 0 | 0 | 1 | 8 | 0 | 0 | .400 |
| Feb 15 | WASHINGTON ST | c | 1 | 0 | 0 | 0 | 0 | 0 | 0 | 0 | 0 | 0 | 0 | 0 | 0 | 0 | 0 | 2 | 0 | 0 | .333 |
| Feb 17 | WASHINGTON ST | *c | 2 | 2 | 1 | 0 | 1 | 0 | 0 | 2 | 0 | 0 | 0 | 0 | 0 | 0 | 1 | 6 | 2 | 0 | .375 |
| Feb 21 | vs Kansas State | *c | 4 | 0 | 1 | 0 | 0 | 0 | 0 | 0 | 0 | 0 | 0 | 0 | 0 | 0 | 0 | 4 | 0 | 0 | .333 |
| Feb 22 | vs TCU | *c | 4 | 0 | 0 | 0 | 0 | 0 | 0 | 0 | 0 | 0 | 0 | 0 | 0 | 0 | 2 | 11 | 0 | 1 | .250 |
| Feb 23 | vs Michigan | *c | 2 | 0 | 0 | 0 | 0 | 0 | 0 | 0 | 0 | 0 | 0 | 0 | 0 | 0 | 2 | 7 | 0 | 0 | .222 |
| Feb 25 | GRAMBLING | *c | 2 | 1 | 1 | 3 | 0 | 0 | 1 | 0 | 0 | 0 | 1 | 0 | 1 | 0 | 1 | 4 | 0 | 0 | .250 |
| Feb 28 | CHARLOTTE | *c | 4 | 0 | 1 | 0 | 0 | 0 | 0 | 0 | 0 | 0 | 0 | 0 | 0 | 0 | 2 | 14 | 1 | 0 | .250 |
| Mar 01 | CHARLOTTE | *c | 3 | 0 | 1 | 1 | 0 | 0 | 0 | 0 | 0 | 0 | 0 | 1 | 0 | 0 | 1 | 15 | 0 | 0 | .259 |
| Mar 02 | CHARLOTTE | *c | 2 | 1 | 0 | 0 | 0 | 0 | 0 | 2 | 0 | 0 | 0 | 0 | 0 | 0 | 1 | 12 | 0 | 0 | .241 |
| Mar 04 | ULM | *c | 3 | 1 | 1 | 1 | 0 | 0 | 1 | 1 | 0 | 0 | 0 | 0 | 0 | 0 | 1 | 12 | 0 | 0 | .250 |
| Mar 07 | PORTLAND | *c | 2 | 1 | 0 | 0 | 0 | 0 | 0 | 1 | 0 | 0 | 1 | 0 | 0 | 0 | 2 | 6 | 2 | 0 | .235 |
| Mar 08 | PORTLAND | *c | 3 | 0 | 0 | 0 | 0 | 0 | 0 | 0 | 0 | 0 | 0 | 0 | 0 | 0 | 0 | 10 | 0 | 0 | .216 |
| Mar 09 | PORTLAND | *c | 4 | 1 | 1 | 1 | 0 | 0 | 1 | 0 | 0 | 0 | 0 | 0 | 0 | 0 | 2 | 7 | 0 | 0 | .220 |
| Mar 14 | at Ole Miss | *c | 3 | 0 | 1 | 2 | 0 | 0 | 0 | 0 | 0 | 0 | 0 | 0 | 1 | 0 | 0 | 9 | 0 | 0 | .227 |
| Mar 15 | at Ole Miss | *c | 3 | 0 | 0 | 0 | 0 | 0 | 0 | 0 | 0 | 0 | 0 | 1 | 0 | 0 | 1 | 15 | 0 | 0 | .213 |
| Mar 16 | at Ole Miss | *c | 5 | 2 | 0 | 0 | 0 | 0 | 0 | 0 | 0 | 0 | 0 | 0 | 0 | 0 | 2 | 10 | 0 | 0 | .192 |
| Mar 18 | ORAL ROBERTS | c | 0 | 0 | 0 | 0 | 0 | 0 | 0 | 0 | 0 | 0 | 0 | 0 | 0 | 0 | 0 | 1 | 0 | 0 | .192 |
| Mar 19 | ORAL ROBERTS | *c | 3 | 2 | 2 | 0 | 0 | 0 | 0 | 1 | 0 | 0 | 0 | 0 | 0 | 0 | 0 | 7 | 0 | 0 | .218 |
| Mar 21 | SOUTH CAROLIN | *c | 2 | 1 | 1 | 1 | 0 | 0 | 0 | 2 | 0 | 0 | 0 | 0 | 0 | 0 | 0 | 7 | 0 | 0 | .228 |
| Mar 22 | SOUTH CAROLIN | *c | 5 | 1 | 3 | 0 | 0 | 0 | 0 | 0 | 0 | 0 | 0 | 0 | 0 | 0 | 0 | 5 | 0 | 0 | .258 |
| Mar 23 | SOUTH CAROLIN | *c | 5 | 2 | 2 | 2 | 0 | 0 | 2 | 0 | 0 | 0 | 0 | 0 | 0 | 0 | 0 | 7 | 2 | 0 | .269 |
| Mar 28 | at Vanderbilt | *c | 3 | 1 | 1 | 0 | 0 | 1 | 0 | 2 | 0 | 0 | 0 | 0 | 0 | 0 | 0 | 8 | 0 | 0 | .271 |
| Mar 29 | at Vanderbilt | *c | 3 | 0 | 0 | 1 | 0 | 0 | 0 | 0 | 0 | 0 | 1 | 1 | 0 | 0 | 1 | 13 | 0 | 0 | .260 |
| Mar 30 | at Vanderbilt | *c | 3 | 1 | 0 | 0 | 0 | 0 | 0 | 1 | 0 | 0 | 0 | 0 | 0 | 0 | 0 | 11 | 2 | 0 | .250 |
| Apr 01 | vs Grambling | c | 0 | 0 | 0 | 0 | 0 | 0 | 0 | 0 | 0 | 0 | 0 | 0 | 0 | 0 | 0 | 3 | 0 | 0 | .250 |
| Apr 05 | MISSOURI | *c | 2 | 2 | 2 | 2 | 1 | 0 | 0 | 1 | 0 | 0 | 1 | 0 | 0 | 0 | 0 | 9 | 0 | 0 | .269 |
| Apr 06 | MISSOURI-1 | *c | 2 | 2 | 2 | 1 | 1 | 0 | 0 | 1 | 0 | 0 | 0 | 0 | 0 | 0 | 0 | 7 | 2 | 1 | .287 |
| Apr 06 | MISSOURI-2 | *c | 4 | 2 | 3 | 0 | 1 | 0 | 0 | 0 | 0 | 0 | 0 | 0 | 0 | 0 | 0 | 11 | 0 | 0 | .310 |
| Apr 08 | ARKANSAS STAT | c | 1 | 0 | 1 | 0 | 0 | 0 | 0 | 0 | 0 | 1 | 0 | 0 | 0 | 0 | 0 | 3 | 0 | 0 | .318 |
| Apr 11 | at Georgia | *c | 5 | 0 | 1 | 1 | 0 | 0 | 0 | 0 | 0 | 0 | 0 | 0 | 0 | 0 | 1 | 9 | 0 | 0 | .311 |
| Apr 12 | at Georgia | *c | 5 | 1 | 1 | 1 | 0 | 0 | 1 | 0 | 0 | 0 | 0 | 0 | 0 | 0 | 2 | 15 | 0 | 0 | .305 |
| Apr 13 | at Georgia | *c | 4 | 2 | 2 | 2 | 0 | 0 | 2 | 0 | 0 | 0 | 0 | 1 | 0 | 0 | 2 | 18 | 0 | 0 | .313 |
| Apr 17 | TEXAS A&M | *c | 4 | 0 | 1 | 0 | 0 | 0 | 0 | 0 | 0 | 0 | 0 | 0 | 0 | 0 | 1 | 12 | 0 | 0 | .311 |
| Apr 18 | TEXAS A&M-1 | *c | 4 | 0 | 0 | 0 | 0 | 0 | 0 | 0 | 0 | 0 | 0 | 0 | 0 | 0 | 2 | 13 | 0 | 0 | .299 |
| Apr 18 | TEXAS A&M-2 | *c | 3 | 0 | 2 | 0 | 1 | 0 | 0 | 1 | 0 | 0 | 0 | 0 | 0 | 0 | 0 | 8 | 0 | 0 | .309 |
| Apr 22 | LITTLE ROCK | *c | 2 | 2 | 1 | 0 | 1 | 0 | 0 | 1 | 0 | 0 | 0 | 0 | 0 | 0 | 0 | 7 | 1 | 0 | .312 |
| Apr 23 | LITTLE ROCK | c | 1 | 0 | 0 | 0 | 0 | 0 | 0 | 0 | 0 | 0 | 0 | 0 | 0 | 0 | 1 | 4 | 0 | 0 | .310 |
| Apr 25 | at Florida | *c | 3 | 0 | 0 | 0 | 0 | 0 | 0 | 1 | 0 | 0 | 0 | 0 | 0 | 0 | 1 | 13 | 0 | 0 | .302 |
| Totals | | 35gs | 116 | 29 | 35 | 22 | 6 | 2 | 8 | 20 | 0 | 2 | 4 | 4 | 2 | 0 | 31 | 354 | 13 | 3 | .302 |

On base pct. .415 • Slugging pct. .595



III INDIVIDUAL GAME-BY-GAME

#10 Brent Iredale - 44 games (All games)

| Date | Opponent | Pos | AB | R | H | RBI | 2B | 3B | HR | BB | SB | CS | HBP | SAC | SF | GDP | K | PO | A | E | Avg | |
|--------|-----------------|-----|------|-----|----|-----|----|----|----|----|----|----|-----|-----|----|-----|---|----|----|----|------|------|
| Feb 14 | WASHINGTON ST | *3b | 4 | 0 | 1 | 1 | 0 | 0 | 0 | 0 | 0 | 0 | 0 | 0 | 1 | 0 | 2 | 3 | 1 | 0 | .250 | |
| Feb 14 | WASHINGTON ST | *3b | 4 | 2 | 3 | 4 | 1 | 0 | 0 | 1 | 0 | 0 | 0 | 0 | 0 | 0 | 0 | 0 | 2 | 0 | .500 | |
| Feb 15 | WASHINGTON ST | *3b | 3 | 2 | 2 | 2 | 0 | 0 | 2 | 1 | 0 | 0 | 0 | 0 | 0 | 0 | 0 | 0 | 3 | 0 | .545 | |
| Feb 17 | WASHINGTON ST | *3b | 4 | 0 | 1 | 2 | 0 | 0 | 0 | 0 | 0 | 0 | 1 | 0 | 0 | 0 | 0 | 0 | 3 | 0 | .467 | |
| Feb 21 | vs Kansas State | *3b | 3 | 0 | 1 | 0 | 1 | 0 | 0 | 1 | 0 | 0 | 0 | 0 | 0 | 0 | 0 | 0 | 1 | 0 | .444 | |
| Feb 22 | vs TCU | *3b | 3 | 1 | 0 | 0 | 0 | 0 | 0 | 1 | 0 | 0 | 0 | 0 | 0 | 0 | 1 | 0 | 0 | 0 | .381 | |
| Feb 23 | vs Michigan | *3b | 3 | 0 | 1 | 1 | 0 | 0 | 0 | 1 | 0 | 0 | 1 | 0 | 0 | 0 | 1 | 1 | 1 | 0 | .375 | |
| Feb 25 | GRAMBLING | *3b | 1 | 4 | 1 | 0 | 0 | 0 | 0 | 3 | 1 | 0 | 1 | 0 | 0 | 0 | 0 | 0 | 2 | 0 | .400 | |
| Feb 28 | CHARLOTTE | *3b | 3 | 2 | 0 | 0 | 0 | 0 | 0 | 1 | 0 | 0 | 1 | 0 | 0 | 0 | 1 | 0 | 5 | 0 | .357 | |
| Mar 01 | CHARLOTTE | *3b | 3 | 2 | 2 | 1 | 1 | 0 | 0 | 1 | 0 | 0 | 0 | 0 | 0 | 0 | 0 | 1 | 1 | 0 | .387 | |
| Mar 02 | CHARLOTTE | *3b | 4 | 1 | 1 | 0 | 1 | 0 | 0 | 0 | 0 | 0 | 0 | 0 | 0 | 0 | 2 | 0 | 1 | 0 | .371 | |
| Mar 04 | ULM | *3b | 2 | 2 | 2 | 3 | 0 | 0 | 1 | 1 | 0 | 0 | 0 | 0 | 1 | 0 | 0 | 0 | 2 | 0 | .405 | |
| Mar 05 | ULM | *3b | 2 | 0 | 0 | 0 | 0 | 0 | 0 | 2 | 0 | 0 | 0 | 0 | 0 | 0 | 1 | 0 | 1 | 0 | .385 | |
| Mar 07 | PORTLAND | *3b | 4 | 3 | 3 | 8 | 1 | 0 | 2 | 0 | 0 | 0 | 0 | 0 | 0 | 0 | 0 | 0 | 2 | 0 | .419 | |
| Mar 08 | PORTLAND | *3b | 3 | 2 | 1 | 0 | 1 | 0 | 0 | 1 | 1 | 0 | 0 | 0 | 0 | 0 | 2 | 0 | 2 | 0 | .413 | |
| Mar 09 | PORTLAND | *3b | 3 | 1 | 1 | 3 | 0 | 0 | 1 | 1 | 0 | 0 | 0 | 0 | 0 | 0 | 1 | 0 | 4 | 0 | .408 | |
| Mar 11 | UCA | *3b | 2 | 2 | 2 | 4 | 0 | 0 | 1 | 2 | 0 | 0 | 0 | 0 | 0 | 0 | 0 | 0 | 1 | 0 | .431 | |
| Mar 14 | at Ole Miss | *3b | 2 | 1 | 0 | 0 | 0 | 0 | 0 | 1 | 0 | 0 | 1 | 0 | 0 | 0 | 2 | 0 | 2 | 1 | .415 | |
| Mar 15 | at Ole Miss | *3b | 2 | 1 | 0 | 1 | 0 | 0 | 0 | 1 | 0 | 0 | 1 | 0 | 1 | 0 | 2 | 0 | 0 | 0 | .400 | |
| Mar 16 | at Ole Miss | *3b | 4 | 0 | 1 | 0 | 0 | 0 | 0 | 1 | 0 | 0 | 0 | 0 | 0 | 1 | 0 | 0 | 2 | 0 | .390 | |
| Mar 18 | ORAL ROBERTS | *3b | 1 | 0 | 0 | 1 | 0 | 0 | 0 | 1 | 0 | 0 | 1 | 0 | 1 | 0 | 0 | 0 | 4 | 0 | .383 | |
| Mar 19 | ORAL ROBERTS | *3b | 2 | 2 | 1 | 1 | 0 | 0 | 0 | 0 | 0 | 0 | 2 | 0 | 0 | 0 | 0 | 1 | 3 | 0 | .387 | |
| Mar 21 | SOUTH CAROLIN | *3b | 3 | 1 | 0 | 1 | 0 | 0 | 0 | 1 | 0 | 0 | 0 | 0 | 0 | 0 | 2 | 0 | 2 | 0 | .369 | |
| Mar 22 | SOUTH CAROLIN | *3b | 4 | 1 | 1 | 3 | 0 | 0 | 1 | 0 | 0 | 0 | 1 | 0 | 0 | 0 | 2 | 1 | 0 | 0 | .362 | |
| Mar 23 | SOUTH CAROLIN | *3b | 4 | 1 | 1 | 5 | 0 | 0 | 1 | 0 | 0 | 0 | 0 | 0 | 1 | 0 | 3 | 0 | 4 | 0 | .356 | |
| Mar 25 | MISSOURI STATE | 3b | 1 | 0 | 0 | 0 | 0 | 0 | 0 | 0 | 0 | 0 | 0 | 0 | 0 | 0 | 1 | 1 | 1 | 0 | .351 | |
| Mar 28 | at Vanderbilt | *3b | 3 | 1 | 0 | 0 | 0 | 0 | 0 | 2 | 0 | 0 | 0 | 0 | 0 | 0 | 1 | 0 | 4 | 0 | .338 | |
| Mar 29 | at Vanderbilt | *3b | 4 | 2 | 2 | 1 | 0 | 0 | 0 | 1 | 0 | 0 | 0 | 0 | 0 | 0 | 1 | 0 | 2 | 0 | .346 | |
| Mar 30 | at Vanderbilt | *3b | 4 | 1 | 2 | 0 | 0 | 0 | 0 | 0 | 0 | 0 | 0 | 0 | 0 | 0 | 2 | 0 | 1 | 0 | .353 | |
| Apr 01 | vs Grambling | *3b | 2 | 1 | 0 | 1 | 0 | 0 | 0 | 1 | 0 | 0 | 1 | 0 | 1 | 0 | 1 | 2 | 2 | 1 | .345 | |
| Apr 05 | MISSOURI | *3b | 3 | 3 | 2 | 2 | 0 | 0 | 1 | 1 | 0 | 0 | 1 | 0 | 0 | 0 | 0 | 0 | 1 | 0 | .356 | |
| Apr 06 | MISSOURI-1 | *3b | 3 | 0 | 0 | 0 | 0 | 0 | 0 | 1 | 0 | 0 | 1 | 0 | 0 | 0 | 2 | 0 | 2 | 0 | .344 | |
| Apr 06 | MISSOURI-2 | *3b | 4 | 0 | 1 | 0 | 0 | 0 | 0 | 0 | 0 | 0 | 0 | 0 | 0 | 0 | 1 | 1 | 3 | 0 | .340 | |
| Apr 08 | ARKANSAS STAT | *3b | 4 | 0 | 0 | 0 | 0 | 0 | 0 | 0 | 0 | 0 | 0 | 0 | 0 | 0 | 3 | 2 | 0 | 0 | .327 | |
| Apr 11 | at Georgia | *3b | 3 | 2 | 2 | 1 | 1 | 0 | 0 | 1 | 0 | 0 | 1 | 0 | 0 | 0 | 0 | 0 | 3 | 0 | .337 | |
| Apr 12 | at Georgia | *3b | 5 | 0 | 0 | 0 | 0 | 0 | 0 | 0 | 0 | 0 | 0 | 0 | 0 | 0 | 2 | 0 | 0 | 0 | .321 | |
| Apr 13 | at Georgia | *3b | 5 | 0 | 0 | 0 | 0 | 0 | 0 | 0 | 0 | 0 | 0 | 0 | 0 | 0 | 2 | 0 | 1 | 0 | .307 | |
| Apr 15 | UAPB | *3b | 4 | 0 | 0 | 0 | 0 | 0 | 0 | 1 | 0 | 0 | 0 | 0 | 0 | 0 | 1 | 1 | 1 | 0 | .297 | |
| Apr 17 | TEXAS A&M | *3b | 4 | 0 | 0 | 0 | 0 | 0 | 0 | 0 | 0 | 0 | 0 | 0 | 0 | 0 | 2 | 1 | 2 | 2 | .287 | |
| Apr 18 | TEXAS A&M-1 | *3b | 3 | 1 | 1 | 3 | 1 | 0 | 0 | 0 | 0 | 0 | 0 | 0 | 1 | 0 | 0 | 1 | 1 | 0 | .288 | |
| Apr 18 | TEXAS A&M-2 | *3b | 4 | 0 | 2 | 0 | 0 | 0 | 0 | 0 | 0 | 0 | 0 | 0 | 0 | 0 | 2 | 1 | 1 | 0 | .295 | |
| Apr 22 | LITTLE ROCK | *3b | 1 | 2 | 1 | 1 | 0 | 0 | 1 | 0 | 0 | 0 | 1 | 0 | 0 | 0 | 0 | 0 | 0 | 0 | .300 | |
| Apr 23 | LITTLE ROCK | *3b | 2 | 0 | 1 | 1 | 0 | 0 | 0 | 2 | 0 | 0 | 0 | 0 | 0 | 0 | 0 | 0 | 6 | 0 | .303 | |
| Apr 25 | at Florida | *3b | 4 | 0 | 0 | 0 | 0 | 0 | 0 | 0 | 0 | 0 | 0 | 0 | 0 | 0 | 2 | 0 | 2 | 0 | .294 | |
| Totals | | | 43gs | 136 | 44 | 40 | 51 | 8 | 0 | 11 | 32 | 2 | 0 | 15 | 0 | 7 | 1 | 45 | 17 | 82 | 4 | .294 |

On base pct. .458 • Slugging pct. .596

#16 Aiden Jimenez - 1 game (All games)

| Date | Opponent | Pos | AB | R | H | RBI | 2B | 3B | HR | BB | SB | CS | HBP | SAC | SF | GDP | K | PO | A | E | Avg |
|--------|------------|-----|-----|---|---|-----|----|----|----|----|----|----|-----|-----|----|-----|---|----|---|---|------|
| Apr 13 | at Georgia | p | 0 | 0 | 0 | 0 | 0 | 0 | 0 | 0 | 0 | 0 | 0 | 0 | 0 | 0 | 0 | 1 | 1 | 0 | .000 |
| Totals | | | 0gs | 0 | 0 | 0 | 0 | 0 | 0 | 0 | 0 | 0 | 0 | 0 | 0 | 0 | 0 | 1 | 1 | 0 | .000 |

On base pct. .000 • Slugging pct. .000



#16 Aiden Jimenez - 13 appearances (All games)

| Date | Opponent | GS | IP | H | R | ER | BB | SO | 2B | 3B | HR | WP | BK | HBP | IBB | Score | W-L | Sv | ERA | NP |
|--------|---------------|----|------|----|---|----|----|----|----|----|----|----|----|-----|-----|--------|-----|----|------|----|
| Feb 14 | WASHINGTON ST | | 1.0 | 2 | 1 | 1 | 0 | 0 | 1 | 0 | 0 | 0 | 0 | 0 | 0 | 14-2 | 0-0 | 0 | 9.00 | 14 |
| Feb 25 | GRAMBLING | | 1.0 | 2 | 1 | 1 | 1 | 1 | 1 | 0 | 0 | 0 | 0 | 0 | 0 | 14-3 | 0-0 | 0 | 9.00 | 23 |
| Mar 01 | CHARLOTTE | | 2.0 | 2 | 0 | 0 | 1 | 4 | 0 | 0 | 0 | 0 | 0 | 0 | 0 | 8-5 | 1-0 | 0 | 4.50 | 28 |
| Mar 04 | ULM | | 1.0 | 2 | 0 | 0 | 0 | 1 | 0 | 0 | 0 | 0 | 0 | 0 | 0 | 14-1 | 1-0 | 0 | 3.60 | 14 |
| Mar 09 | PORTLAND | | 1.0 | 0 | 0 | 0 | 0 | 0 | 0 | 0 | 0 | 0 | 0 | 0 | 0 | 5-3 | 1-0 | 0 | 3.00 | 13 |
| Mar 15 | at Ole Miss | | 3.0 | 0 | 0 | 0 | 0 | 6 | 0 | 0 | 0 | 0 | 0 | 0 | 0 | 12-3 | 1-0 | 1 | 2.00 | 35 |
| Mar 22 | SOUTH CAROLIN | | 4.1 | 4 | 0 | 0 | 0 | 4 | 0 | 0 | 0 | 0 | 0 | 1 | 0 | 12-3 | 2-0 | 1 | 1.35 | 45 |
| Mar 28 | at Vanderbilt | | 0.1 | 0 | 0 | 0 | 0 | 0 | 0 | 0 | 0 | 0 | 0 | 0 | 0 | 9-0 | 2-0 | 1 | 1.32 | 3 |
| Mar 29 | at Vanderbilt | | 3.1 | 3 | 1 | 1 | 0 | 4 | 0 | 0 | 0 | 1 | 0 | 0 | 0 | 6-4 | 3-0 | 1 | 1.59 | 57 |
| Apr 06 | MISSOURI-1 | | 2.0 | 0 | 0 | 0 | 0 | 2 | 0 | 0 | 0 | 0 | 0 | 0 | 0 | 14-4 | 3-0 | 1 | 1.42 | 27 |
| Apr 11 | at Georgia | | 2.1 | 0 | 0 | 0 | 1 | 2 | 0 | 0 | 0 | 0 | 0 | 0 | 0 | 13-3 | 4-0 | 1 | 1.27 | 31 |
| Apr 13 | at Georgia | | 2.2 | 1 | 1 | 1 | 0 | 2 | 1 | 0 | 0 | 0 | 0 | 1 | 0 | 6-7 | 4-0 | 1 | 1.50 | 28 |
| Apr 18 | TEXAS A&M-2 | | 2.0 | 2 | 2 | 2 | 0 | 1 | 0 | 0 | 1 | 0 | 0 | 0 | 0 | 2-9 | 4-1 | 1 | 2.08 | 28 |
| Totals | | 0 | 26.0 | 18 | 6 | 6 | 3 | 27 | 3 | 0 | 1 | 1 | 0 | 2 | 0 | 129-47 | 4-1 | 1 | 2.08 | - |

#25 Kuhio Aloy - 40 games (All games)

| Date | Opponent | Pos | AB | R | H | RBI | 2B | 3B | HR | BB | SB | CS | HBP | SAC | SF | GDP | K | PO | A | E | Avg |
|--------|-----------------|------|-----|----|----|-----|----|----|----|----|----|----|-----|-----|----|-----|----|----|---|---|------|
| Feb 14 | WASHINGTON ST | *dh | 4 | 2 | 2 | 3 | 1 | 0 | 1 | 1 | 0 | 0 | 0 | 0 | 0 | 0 | 1 | 0 | 0 | 0 | .500 |
| Feb 17 | WASHINGTON ST | *dh | 3 | 2 | 1 | 1 | 0 | 0 | 1 | 2 | 0 | 0 | 0 | 0 | 0 | 0 | 2 | 0 | 0 | 0 | .429 |
| Feb 21 | vs Kansas State | *dh | 4 | 1 | 1 | 1 | 0 | 0 | 1 | 0 | 0 | 0 | 0 | 0 | 0 | 0 | 2 | 0 | 0 | 0 | .364 |
| Feb 22 | vs TCU | ph | 1 | 0 | 1 | 2 | 1 | 0 | 0 | 0 | 0 | 0 | 0 | 0 | 0 | 0 | 0 | 0 | 0 | 0 | .417 |
| Feb 25 | GRAMBLING | *dh | 4 | 2 | 4 | 2 | 1 | 0 | 0 | 1 | 0 | 0 | 0 | 0 | 0 | 0 | 0 | 0 | 0 | 0 | .562 |
| Feb 28 | CHARLOTTE | *dh | 4 | 2 | 2 | 3 | 1 | 0 | 0 | 1 | 0 | 0 | 0 | 0 | 0 | 0 | 0 | 0 | 0 | 0 | .550 |
| Mar 01 | CHARLOTTE | *dh | 3 | 2 | 2 | 3 | 1 | 0 | 1 | 1 | 0 | 0 | 0 | 0 | 0 | 0 | 1 | 0 | 0 | 0 | .565 |
| Mar 02 | CHARLOTTE | *dh | 4 | 0 | 2 | 1 | 0 | 0 | 0 | 0 | 0 | 0 | 0 | 0 | 0 | 0 | 0 | 0 | 0 | 0 | .556 |
| Mar 04 | ULM | *dh | 5 | 2 | 3 | 6 | 0 | 0 | 1 | 0 | 0 | 0 | 0 | 0 | 0 | 1 | 1 | 0 | 0 | 0 | .562 |
| Mar 05 | ULM | *dh | 4 | 1 | 2 | 4 | 0 | 0 | 1 | 1 | 0 | 0 | 0 | 0 | 0 | 0 | 0 | 0 | 0 | 0 | .556 |
| Mar 07 | PORTLAND | *dh | 4 | 3 | 2 | 3 | 1 | 0 | 0 | 1 | 0 | 0 | 0 | 0 | 0 | 0 | 0 | 0 | 0 | 0 | .550 |
| Mar 08 | PORTLAND | *dh | 3 | 0 | 0 | 0 | 0 | 0 | 0 | 1 | 0 | 0 | 0 | 0 | 0 | 0 | 1 | 0 | 0 | 0 | .512 |
| Mar 09 | PORTLAND | *dh | 4 | 0 | 0 | 0 | 0 | 0 | 0 | 0 | 0 | 0 | 0 | 0 | 0 | 0 | 0 | 0 | 0 | 0 | .468 |
| Mar 11 | UCA | *dh | 3 | 3 | 1 | 2 | 0 | 0 | 1 | 1 | 0 | 0 | 1 | 0 | 0 | 0 | 0 | 0 | 0 | 0 | .460 |
| Mar 14 | at Ole Miss | *dh | 5 | 2 | 3 | 0 | 1 | 0 | 0 | 0 | 0 | 0 | 0 | 0 | 0 | 0 | 1 | 0 | 0 | 0 | .473 |
| Mar 15 | at Ole Miss | *dh | 5 | 1 | 1 | 1 | 0 | 0 | 1 | 0 | 0 | 0 | 0 | 0 | 0 | 0 | 2 | 0 | 0 | 0 | .450 |
| Mar 16 | at Ole Miss | *dh | 6 | 0 | 1 | 1 | 0 | 0 | 0 | 0 | 0 | 0 | 0 | 0 | 0 | 0 | 3 | 0 | 0 | 0 | .424 |
| Mar 18 | ORAL ROBERTS | *dh | 5 | 0 | 2 | 1 | 0 | 0 | 0 | 0 | 0 | 0 | 0 | 0 | 0 | 1 | 2 | 0 | 0 | 0 | .423 |
| Mar 19 | ORAL ROBERTS | *dh | 3 | 1 | 1 | 1 | 0 | 0 | 0 | 2 | 0 | 0 | 0 | 0 | 0 | 0 | 2 | 0 | 0 | 0 | .419 |
| Mar 21 | SOUTH CAROLIN | *dh | 3 | 1 | 1 | 0 | 1 | 0 | 0 | 1 | 0 | 0 | 0 | 0 | 0 | 0 | 1 | 0 | 0 | 0 | .416 |
| Mar 22 | SOUTH CAROLIN | *dh | 4 | 1 | 2 | 2 | 0 | 0 | 0 | 1 | 0 | 0 | 0 | 0 | 0 | 0 | 2 | 0 | 0 | 0 | .420 |
| Mar 23 | SOUTH CAROLIN | *dh | 3 | 1 | 1 | 0 | 0 | 0 | 0 | 1 | 0 | 0 | 1 | 0 | 0 | 0 | 0 | 0 | 0 | 0 | .417 |
| Mar 25 | MISSOURI STATE | *dh | 5 | 2 | 1 | 0 | 0 | 0 | 0 | 1 | 0 | 0 | 0 | 0 | 0 | 0 | 2 | 0 | 0 | 0 | .404 |
| Mar 28 | at Vanderbilt | *dh | 5 | 0 | 1 | 1 | 1 | 0 | 0 | 0 | 0 | 0 | 0 | 0 | 0 | 0 | 3 | 0 | 0 | 0 | .394 |
| Mar 29 | at Vanderbilt | *dh | 4 | 0 | 1 | 0 | 0 | 0 | 0 | 1 | 0 | 0 | 0 | 0 | 0 | 0 | 1 | 0 | 0 | 0 | .388 |
| Mar 30 | at Vanderbilt | *dh | 4 | 0 | 0 | 0 | 0 | 0 | 0 | 0 | 0 | 0 | 0 | 0 | 0 | 0 | 2 | 0 | 0 | 0 | .373 |
| Apr 01 | vs Grambling | *dh | 4 | 1 | 2 | 1 | 0 | 0 | 0 | 0 | 0 | 0 | 1 | 0 | 0 | 0 | 1 | 0 | 0 | 0 | .377 |
| Apr 05 | MISSOURI | *dh | 4 | 2 | 0 | 0 | 0 | 0 | 0 | 1 | 0 | 0 | 1 | 0 | 0 | 0 | 4 | 0 | 0 | 0 | .364 |
| Apr 06 | MISSOURI-1 | *dh | 5 | 2 | 2 | 1 | 0 | 0 | 0 | 0 | 0 | 0 | 0 | 0 | 0 | 0 | 2 | 0 | 0 | 0 | .365 |
| Apr 06 | MISSOURI-2 | *dh | 5 | 1 | 3 | 3 | 2 | 0 | 0 | 0 | 0 | 0 | 0 | 0 | 0 | 0 | 1 | 0 | 0 | 0 | .375 |
| Apr 08 | ARKANSAS STAT | *dh | 4 | 1 | 1 | 2 | 0 | 0 | 1 | 0 | 0 | 0 | 0 | 0 | 0 | 0 | 2 | 0 | 0 | 0 | .371 |
| Apr 11 | at Georgia | *dh | 4 | 2 | 3 | 3 | 0 | 0 | 0 | 1 | 0 | 0 | 0 | 0 | 0 | 0 | 1 | 0 | 0 | 0 | .383 |
| Apr 12 | at Georgia | *dh | 4 | 1 | 2 | 2 | 0 | 0 | 1 | 1 | 0 | 0 | 0 | 0 | 0 | 0 | 2 | 0 | 0 | 0 | .386 |
| Apr 13 | at Georgia | *dh | 5 | 0 | 0 | 0 | 0 | 0 | 0 | 0 | 0 | 0 | 0 | 0 | 0 | 0 | 3 | 0 | 0 | 0 | .372 |
| Apr 15 | UAPB | *of | 5 | 3 | 4 | 4 | 0 | 0 | 1 | 0 | 0 | 0 | 0 | 0 | 0 | 0 | 1 | 0 | 0 | 1 | .387 |
| Apr 17 | TEXAS A&M | *dh | 4 | 0 | 1 | 1 | 1 | 0 | 0 | 0 | 0 | 0 | 0 | 0 | 0 | 1 | 1 | 0 | 0 | 0 | .384 |
| Apr 18 | TEXAS A&M-1 | *dh | 4 | 1 | 3 | 1 | 0 | 0 | 0 | 0 | 0 | 0 | 0 | 0 | 0 | 1 | 0 | 0 | 0 | 0 | .393 |
| Apr 18 | TEXAS A&M-2 | *dh | 3 | 0 | 0 | 1 | 0 | 0 | 0 | 0 | 0 | 0 | 0 | 0 | 1 | 0 | 1 | 0 | 0 | 0 | .386 |
| Apr 22 | LITTLE ROCK | *dh | 3 | 0 | 0 | 0 | 0 | 0 | 0 | 0 | 0 | 0 | 0 | 0 | 0 | 0 | 1 | 0 | 0 | 0 | .378 |
| Apr 25 | at Florida | *dh | 4 | 0 | 1 | 0 | 0 | 0 | 0 | 0 | 0 | 0 | 0 | 0 | 0 | 0 | 1 | 0 | 0 | 0 | .375 |
| Totals | | 39gs | 160 | 43 | 60 | 57 | 12 | 0 | 11 | 20 | 0 | 0 | 4 | 0 | 1 | 4 | 50 | 0 | 0 | 1 | .375 |

On base pct. .454 • Slugging pct. .656



||| INDIVIDUAL GAME-BY-GAME

#8 Cam Kozeal - 39 games (All games)

| Date | Opponent | Pos | AB | R | H | RBI | 2B | 3B | HR | BB | SB | CS | HBP | SAC | SF | GDP | K | PO | A | E | Avg |
|--------|-----------------|-------|-----|----|----|-----|----|----|----|----|----|----|-----|-----|----|-----|----|-----|----|---|------|
| Feb 14 | WASHINGTON ST | *2b | 4 | 2 | 2 | 0 | 2 | 0 | 0 | 0 | 0 | 0 | 0 | 0 | 0 | 0 | 1 | 4 | 2 | 0 | .500 |
| Feb 17 | WASHINGTON ST | *2b | 4 | 2 | 1 | 0 | 0 | 0 | 0 | 0 | 0 | 0 | 0 | 0 | 0 | 0 | 1 | 2 | 4 | 0 | .375 |
| Feb 21 | vs Kansas State | ph/1 | 2 | 0 | 1 | 0 | 1 | 0 | 0 | 0 | 0 | 0 | 0 | 0 | 0 | 0 | 0 | 3 | 0 | 0 | .400 |
| Feb 22 | vs TCU | *1b | 3 | 0 | 0 | 0 | 0 | 0 | 0 | 0 | 0 | 0 | 0 | 1 | 0 | 0 | 1 | 5 | 2 | 0 | .308 |
| Feb 23 | vs Michigan | *1b | 5 | 0 | 1 | 1 | 0 | 0 | 0 | 0 | 0 | 0 | 0 | 0 | 0 | 0 | 0 | 4 | 1 | 0 | .278 |
| Feb 28 | CHARLOTTE | *1b/2 | 5 | 1 | 2 | 1 | 0 | 0 | 0 | 0 | 0 | 0 | 0 | 0 | 0 | 0 | 2 | 6 | 1 | 0 | .304 |
| Mar 01 | CHARLOTTE | *1b | 4 | 0 | 1 | 0 | 0 | 0 | 0 | 0 | 0 | 0 | 0 | 0 | 0 | 0 | 1 | 3 | 0 | 0 | .296 |
| Mar 02 | CHARLOTTE | ph | 1 | 0 | 1 | 0 | 0 | 0 | 0 | 0 | 0 | 0 | 0 | 0 | 0 | 0 | 0 | 0 | 0 | 0 | .321 |
| Mar 04 | ULM | *1b | 4 | 1 | 2 | 2 | 0 | 0 | 1 | 0 | 0 | 0 | 0 | 0 | 0 | 0 | 0 | 5 | 0 | 0 | .344 |
| Mar 07 | PORTLAND | *1b | 4 | 0 | 0 | 1 | 0 | 0 | 0 | 0 | 0 | 0 | 0 | 0 | 0 | 0 | 1 | 9 | 0 | 0 | .306 |
| Mar 08 | PORTLAND | *1b | 4 | 0 | 1 | 0 | 0 | 0 | 0 | 0 | 0 | 1 | 0 | 0 | 0 | 0 | 1 | 5 | 0 | 0 | .300 |
| Mar 11 | UCA | *1b | 3 | 1 | 2 | 3 | 0 | 0 | 1 | 1 | 1 | 0 | 0 | 0 | 0 | 0 | 0 | 5 | 0 | 0 | .326 |
| Mar 14 | at Ole Miss | ph/2 | 2 | 0 | 1 | 1 | 0 | 0 | 0 | 0 | 0 | 0 | 0 | 0 | 0 | 0 | 1 | 0 | 0 | 0 | .333 |
| Mar 15 | at Ole Miss | *2b/1 | 5 | 2 | 3 | 1 | 1 | 0 | 0 | 0 | 0 | 0 | 0 | 0 | 0 | 0 | 0 | 1 | 2 | 1 | .360 |
| Mar 16 | at Ole Miss | *1b | 4 | 1 | 2 | 2 | 0 | 0 | 0 | 1 | 0 | 0 | 0 | 0 | 0 | 0 | 0 | 4 | 1 | 0 | .370 |
| Mar 18 | ORAL ROBERTS | *1b | 3 | 0 | 0 | 0 | 0 | 0 | 0 | 1 | 0 | 0 | 0 | 0 | 0 | 1 | 0 | 10 | 0 | 0 | .351 |
| Mar 19 | ORAL ROBERTS | *1b/2 | 5 | 1 | 2 | 2 | 1 | 0 | 0 | 0 | 0 | 0 | 0 | 0 | 0 | 0 | 0 | 4 | 1 | 0 | .355 |
| Mar 21 | SOUTH CAROLIN | *1b | 4 | 2 | 2 | 0 | 1 | 0 | 0 | 0 | 0 | 0 | 0 | 0 | 0 | 0 | 1 | 6 | 0 | 0 | .364 |
| Mar 22 | SOUTH CAROLIN | *1b | 4 | 2 | 2 | 0 | 0 | 0 | 0 | 0 | 0 | 0 | 1 | 0 | 0 | 0 | 0 | 6 | 0 | 0 | .371 |
| Mar 23 | SOUTH CAROLIN | *1b | 4 | 0 | 1 | 1 | 0 | 0 | 0 | 1 | 0 | 0 | 0 | 0 | 0 | 0 | 1 | 9 | 1 | 0 | .365 |
| Mar 25 | MISSOURI STATE | *1b | 4 | 2 | 2 | 1 | 0 | 0 | 0 | 1 | 0 | 0 | 1 | 0 | 0 | 0 | 0 | 8 | 0 | 0 | .372 |
| Mar 28 | at Vanderbilt | *1b | 5 | 2 | 3 | 5 | 0 | 0 | 2 | 0 | 0 | 0 | 0 | 0 | 0 | 0 | 1 | 7 | 2 | 0 | .386 |
| Mar 29 | at Vanderbilt | *1b | 4 | 1 | 1 | 3 | 0 | 0 | 1 | 0 | 0 | 0 | 0 | 1 | 0 | 0 | 1 | 8 | 1 | 0 | .379 |
| Mar 30 | at Vanderbilt | *1b | 3 | 1 | 1 | 0 | 0 | 0 | 0 | 1 | 1 | 0 | 0 | 0 | 0 | 0 | 1 | 3 | 0 | 0 | .378 |
| Apr 01 | vs Grambling | ph/1 | 1 | 0 | 0 | 0 | 0 | 0 | 0 | 0 | 0 | 0 | 0 | 0 | 0 | 0 | 0 | 0 | 0 | 0 | .374 |
| Apr 05 | MISSOURI | *1b/2 | 5 | 3 | 4 | 5 | 1 | 0 | 0 | 1 | 0 | 0 | 0 | 0 | 0 | 0 | 1 | 6 | 0 | 0 | .396 |
| Apr 06 | MISSOURI-1 | *1b | 2 | 2 | 2 | 2 | 1 | 0 | 0 | 2 | 0 | 0 | 0 | 0 | 1 | 0 | 0 | 5 | 1 | 0 | .408 |
| Apr 06 | MISSOURI-2 | *1b | 5 | 3 | 3 | 6 | 1 | 0 | 2 | 0 | 0 | 0 | 0 | 0 | 0 | 0 | 1 | 5 | 0 | 0 | .417 |
| Apr 08 | ARKANSAS STAT | *1b | 4 | 1 | 1 | 0 | 1 | 0 | 0 | 0 | 0 | 0 | 0 | 0 | 0 | 0 | 3 | 10 | 0 | 0 | .411 |
| Apr 11 | at Georgia | *1b | 5 | 2 | 1 | 1 | 0 | 0 | 0 | 0 | 0 | 0 | 0 | 0 | 0 | 0 | 1 | 6 | 0 | 0 | .402 |
| Apr 12 | at Georgia | *1b | 4 | 2 | 2 | 0 | 2 | 0 | 0 | 1 | 0 | 0 | 0 | 0 | 0 | 0 | 0 | 3 | 0 | 0 | .405 |
| Apr 13 | at Georgia | *1b | 6 | 0 | 1 | 1 | 0 | 0 | 0 | 0 | 0 | 0 | 0 | 0 | 0 | 0 | 2 | 10 | 1 | 0 | .393 |
| Apr 15 | UAPB | *2b | 4 | 1 | 2 | 3 | 0 | 0 | 1 | 0 | 0 | 0 | 0 | 0 | 1 | 0 | 0 | 3 | 3 | 1 | .397 |
| Apr 17 | TEXAS A&M | *1b | 4 | 0 | 0 | 1 | 0 | 0 | 0 | 0 | 0 | 0 | 0 | 0 | 0 | 0 | 0 | 7 | 1 | 0 | .385 |
| Apr 18 | TEXAS A&M-1 | *2b | 4 | 0 | 0 | 1 | 0 | 0 | 0 | 0 | 0 | 0 | 0 | 0 | 0 | 0 | 0 | 0 | 1 | 0 | .373 |
| Apr 18 | TEXAS A&M-2 | *2b/1 | 4 | 0 | 0 | 0 | 0 | 0 | 0 | 0 | 0 | 0 | 0 | 0 | 0 | 0 | 3 | 3 | 1 | 1 | .362 |
| Apr 22 | LITTLE ROCK | *1b | 4 | 1 | 3 | 0 | 1 | 0 | 0 | 0 | 0 | 0 | 0 | 0 | 0 | 0 | 1 | 6 | 0 | 0 | .373 |
| Apr 23 | LITTLE ROCK | *1b | 3 | 0 | 0 | 0 | 0 | 0 | 0 | 1 | 0 | 0 | 0 | 0 | 0 | 0 | 0 | 10 | 0 | 0 | .366 |
| Apr 25 | at Florida | *1b | 4 | 1 | 1 | 1 | 0 | 0 | 1 | 0 | 0 | 0 | 0 | 0 | 0 | 0 | 3 | 4 | 0 | 0 | .362 |
| Totals | | 35gs | 149 | 37 | 54 | 45 | 13 | 0 | 9 | 11 | 2 | 1 | 2 | 2 | 2 | 1 | 29 | 195 | 26 | 3 | .362 |

On base pct. .409 • Slugging pct. .631

#22 Logan Maxwell - 35 games (All games)

| Date | Opponent | Pos | AB | R | H | RBI | 2B | 3B | HR | BB | SB | CS | HBP | SAC | SF | GDP | K | PO | A | E | Avg |
|--------|----------------|--------|-----|----|----|-----|----|----|----|----|----|----|-----|-----|----|-----|----|----|---|---|------|
| Feb 14 | WASHINGTON ST | *dh | 3 | 0 | 1 | 1 | 0 | 0 | 0 | 1 | 0 | 0 | 0 | 0 | 1 | 0 | 0 | 0 | 0 | 0 | .333 |
| Feb 15 | WASHINGTON ST | *dh | 4 | 0 | 1 | 0 | 0 | 0 | 0 | 0 | 0 | 0 | 0 | 0 | 0 | 0 | 0 | 0 | 0 | 0 | .286 |
| Feb 22 | vs TCU | *dh | 3 | 1 | 0 | 0 | 0 | 0 | 0 | 1 | 0 | 0 | 0 | 0 | 0 | 0 | 1 | 0 | 0 | 0 | .200 |
| Feb 23 | vs Michigan | *dh | 3 | 1 | 0 | 0 | 0 | 0 | 0 | 2 | 0 | 0 | 0 | 0 | 0 | 1 | 0 | 0 | 0 | 0 | .154 |
| Feb 25 | GRAMBLING | *of | 4 | 3 | 2 | 1 | 0 | 0 | 0 | 1 | 0 | 0 | 0 | 0 | 0 | 0 | 0 | 0 | 0 | 0 | .235 |
| Feb 28 | CHARLOTTE | *of | 5 | 2 | 2 | 2 | 0 | 0 | 1 | 0 | 0 | 0 | 0 | 0 | 0 | 0 | 3 | 0 | 0 | 0 | .273 |
| Mar 01 | CHARLOTTE | *of | 4 | 1 | 1 | 2 | 0 | 0 | 1 | 1 | 0 | 0 | 0 | 0 | 0 | 0 | 1 | 0 | 0 | 0 | .269 |
| Mar 02 | CHARLOTTE | *of | 5 | 0 | 3 | 1 | 0 | 0 | 0 | 0 | 0 | 0 | 0 | 0 | 0 | 0 | 0 | 5 | 0 | 0 | .323 |
| Mar 04 | ULM | *of | 4 | 1 | 2 | 0 | 0 | 0 | 0 | 1 | 0 | 0 | 0 | 0 | 0 | 0 | 1 | 1 | 0 | 0 | .343 |
| Mar 07 | PORTLAND | *of | 2 | 2 | 1 | 0 | 0 | 0 | 0 | 1 | 0 | 0 | 0 | 0 | 0 | 0 | 0 | 0 | 0 | 0 | .351 |
| Mar 11 | UCA | *of | 4 | 1 | 0 | 0 | 0 | 0 | 0 | 0 | 0 | 0 | 1 | 0 | 0 | 0 | 2 | 1 | 0 | 0 | .317 |
| Mar 14 | at Ole Miss | *of/of | 5 | 1 | 1 | 2 | 0 | 0 | 1 | 0 | 0 | 0 | 0 | 0 | 0 | 1 | 1 | 4 | 0 | 0 | .304 |
| Mar 15 | at Ole Miss | *of | 5 | 2 | 3 | 1 | 0 | 0 | 1 | 0 | 0 | 0 | 0 | 0 | 0 | 0 | 0 | 0 | 0 | 0 | .333 |
| Mar 16 | at Ole Miss | *of/of | 4 | 2 | 3 | 1 | 1 | 0 | 0 | 1 | 0 | 0 | 0 | 0 | 0 | 0 | 0 | 1 | 0 | 0 | .364 |
| Mar 18 | ORAL ROBERTS | *of | 2 | 0 | 0 | 0 | 0 | 0 | 0 | 0 | 0 | 0 | 1 | 0 | 0 | 0 | 0 | 2 | 0 | 0 | .351 |
| Mar 19 | ORAL ROBERTS | *of | 2 | 1 | 1 | 2 | 0 | 0 | 1 | 2 | 0 | 1 | 0 | 0 | 0 | 0 | 0 | 0 | 0 | 0 | .356 |
| Mar 21 | SOUTH CAROLIN | *of | 3 | 2 | 2 | 2 | 0 | 0 | 1 | 0 | 0 | 0 | 1 | 0 | 0 | 0 | 1 | 3 | 0 | 0 | .371 |
| Mar 22 | SOUTH CAROLIN | *of | 2 | 1 | 0 | 0 | 0 | 0 | 0 | 1 | 0 | 0 | 2 | 0 | 0 | 0 | 1 | 4 | 0 | 0 | .359 |
| Mar 23 | SOUTH CAROLIN | *of | 3 | 1 | 2 | 0 | 0 | 0 | 0 | 0 | 0 | 0 | 0 | 1 | 0 | 0 | 0 | 0 | 0 | 0 | .373 |
| Mar 25 | MISSOURI STATE | *of | 4 | 1 | 2 | 0 | 0 | 0 | 0 | 0 | 0 | 0 | 0 | 1 | 0 | 0 | 1 | 1 | 0 | 0 | .380 |
| Mar 28 | at Vanderbilt | *of | 4 | 3 | 2 | 1 | 1 | 0 | 1 | 1 | 0 | 0 | 0 | 0 | 0 | 0 | 1 | 2 | 0 | 0 | .387 |
| Mar 29 | at Vanderbilt | *of | 5 | 1 | 1 | 0 | 0 | 0 | 0 | 0 | 0 | 0 | 0 | 0 | 0 | 0 | 0 | 1 | 0 | 0 | .375 |
| Mar 30 | at Vanderbilt | *of | 3 | 1 | 1 | 1 | 0 | 0 | 1 | 1 | 0 | 0 | 0 | 0 | 0 | 0 | 1 | 1 | 0 | 0 | .373 |
| Apr 05 | MISSOURI | *of | 2 | 3 | 1 | 1 | 0 | 0 | 1 | 3 | 0 | 0 | 0 | 0 | 0 | 0 | 1 | 1 | 0 | 0 | .376 |
| Apr 06 | MISSOURI-1 | *of | 3 | 0 | 2 | 1 | 0 | 0 | 0 | 0 | 0 | 0 | 1 | 0 | 0 | 0 | 0 | 0 | 0 | 0 | .386 |
| Apr 11 | at Georgia | *of | 5 | 1 | 1 | 1 | 1 | 0 | 0 | 0 | 0 | 0 | 0 | 0 | 0 | 0 | 2 | 2 | 0 | 0 | .376 |
| Apr 12 | at Georgia | *of | 4 | 0 | 1 | 1 | 0 | 0 | 0 | 0 | 0 | 0 | 1 | 0 | 0 | 0 | 2 | 2 | 0 | 0 | .371 |
| Apr 13 | at Georgia | *of | 4 | 0 | 0 | 0 | 0 | 0 | 0 | 0 | 0 | 0 | 0 | 0 | 0 | 0 | 1 | 1 | 0 | 0 | .356 |
| Apr 15 | UAPB | *dh | 4 | 3 | 2 | 0 | 0 | 0 | 0 | 1 | 0 | 0 | 0 | 0 | 0 | 0 | 0 | 0 | 0 | 0 | .362 |
| Apr 17 | TEXAS A&M | *of | 3 | 1 | 0 | 0 | 0 | 0 | 0 | 1 | 0 | 0 | 0 | 0 | 0 | 0 | 0 | 0 | 0 | 0 | .352 |
| Apr 18 | TEXAS A&M-1 | ph | 0 | 0 | 0 | 0 | 0 | 0 | 0 | 0 | 0 | 0 | 1 | 0 | 0 | 0 | 0 | 0 | 0 | 0 | .352 |
| Apr 18 | TEXAS A&M-2 | *of | 4 | 0 | 1 | 1 | 0 | 0 | 0 | 0 | 0 | 0 | 0 | 0 | 1 | 0 | 2 | 0 | 0 | 0 | .348 |
| Apr 22 | LITTLE ROCK | *of | 3 | 0 | 1 | 2 | 0 | 0 | 0 | 1 | 0 | 0 | 0 | 0 | 0 | 0 | 1 | 1 | 0 | 0 | .348 |
| Apr 23 | LITTLE ROCK | *dh | 3 | 0 | 1 | 0 | 0 | 0 | 0 | 1 | 0 | 0 | 0 | 0 | 0 | 0 | 1 | 0 | 0 | 0 | .347 |
| Apr 25 | at Florida | *of | 2 | 0 | 0 | 0 | 0 | 0 | 0 | 0 | 0 | 0 | 0 | 0 | 0 | 0 | 2 | 1 | 0 | 0 | .342 |
| Totals | | 34gs | 120 | 36 | 41 | 24 | 3 | 0 | 9 | 21 | 0 | 1 | 8 | 2 | 2 | 2 | 26 | 34 | 0 | 0 | .342 |

On base pct. .464 • Slugging pct. .592

#41 Will McEntire - 2 games (All games)

| Date | Opponent | Pos | AB | R | H | RBI | 2B | 3B | HR | BB | SB | CS | HBP | SAC | SF | GDP | K | PO | A | E | Avg |
|--------|-----------------|-----|----|---|---|-----|----|----|----|----|----|----|-----|-----|----|-----|---|----|---|---|------|
| Feb 21 | vs Kansas State | p | 0 | 0 | 0 | 0 | 0 | 0 | 0 | 0 | 0 | 0 | 0 | 0 | 0 | 0 | 0 | 0 | 1 | 0 | .000 |
| Mar 22 | SOUTH CAROLIN | p | 0 | 0 | 0 | 0 | 0 | 0 | 0 | 0 | 0 | 0 | 0 | 0 | 0 | 0 | 0 | 0 | 1 | 0 | .000 |
| Totals | | 0gs | 0 | 0 | 0 | 0 | 0 | 0 | 0 | 0 | 0 | 0 | 0 | 0 | 0 | 0 | 0 | 0 | 2 | 0 | .000 |

On base pct. .000 • Slugging pct. .000

#41 Will McEntire - 13 appearances (All games)

| Date | Opponent | GS | IP | H | R | ER | BB | SO | 2B | 3B | HR | WP | BK | HBP | IBB | Score | W-L | Sv | ERA | NP |
|--------|-----------------|----|------|----|---|----|----|----|----|----|----|----|----|-----|-----|--------|-----|----|------|----|
| Feb 14 | WASHINGTON ST | | 2.2 | 2 | 1 | 1 | 0 | 3 | 0 | 0 | 1 | 0 | 0 | 0 | 0 | 3-2 | 0-0 | 0 | 3.38 | 37 |
| Feb 21 | vs Kansas State | | 1.0 | 1 | 0 | 0 | 0 | 0 | 0 | 0 | 0 | 1 | 0 | 0 | 0 | 2-3 | 0-0 | 0 | 2.45 | 10 |
| Feb 23 | vs Michigan | | 1.0 | 2 | 2 | 2 | 1 | 0 | 0 | 0 | 2 | 0 | 0 | 0 | 0 | 8-6 | 0-0 | 0 | 5.79 | 29 |
| Mar 02 | CHARLOTTE | | 1.0 | 0 | 0 | 0 | 0 | 1 | 0 | 0 | 0 | 0 | 0 | 0 | 0 | 4-3 | 1-0 | 0 | 4.76 | 9 |
| Mar 05 | ULM | | 1.0 | 0 | 0 | 0 | 0 | 2 | 0 | 0 | 0 | 0 | 0 | 0 | 0 | 15-3 | 1-0 | 0 | 4.05 | 13 |
| Mar 11 | UCA | | 1.0 | 0 | 0 | 0 | 0 | 2 | 0 | 0 | 0 | 0 | 0 | 1 | 0 | 9-2 | 1-0 | 0 | 3.52 | 17 |
| Mar 16 | at Ole Miss | | 3.1 | 2 | 1 | 1 | 0 | 5 | 1 | 0 | 1 | 0 | 0 | 0 | 0 | 12-9 | 1-0 | 0 | 3.27 | 40 |
| Mar 22 | SOUTH CAROLIN | | 3.0 | 1 | 0 | 0 | 0 | 1 | 0 | 0 | 0 | 0 | 0 | 0 | 0 | 12-3 | 1-0 | 1 | 2.57 | 30 |
| Mar 25 | MISSOURI STATE | | 0.0 | 3 | 3 | 2 | 1 | 0 | 1 | 0 | 0 | 0 | 0 | 0 | 0 | 13-14 | 1-0 | 1 | 3.86 | 17 |
| Apr 05 | MISSOURI | | 1.0 | 0 | 0 | 0 | 0 | 2 | 0 | 0 | 0 | 0 | 0 | 0 | 0 | 21-3 | 1-0 | 1 | 3.60 | 13 |
| Apr 15 | UAPB | | 2.0 | 0 | 0 | 0 | 0 | 3 | 0 | 0 | 0 | 0 | 0 | 0 | 0 | 13-3 | 1-0 | 1 | 3.18 | 29 |
| Apr 18 | TEXAS A&M-2 | | 0.2 | 1 | 0 | 0 | 0 | 0 | 0 | 0 | 0 | 0 | 0 | 0 | 0 | 2-9 | 1-0 | 1 | 3.06 | 14 |
| Apr 23 | LITTLE ROCK | | 1.0 | 0 | 0 | 0 | 0 | 2 | 0 | 0 | 0 | 0 | 0 | 0 | 0 | 4-0 | 1-0 | 1 | 2.89 | 16 |
| Totals | | 0 | 18.2 | 12 | 7 | 6 | 2 | 21 | 2 | 0 | 4 | 1 | 0 | 1 | 0 | 118-60 | 1-0 | 1 | 2.89 | - |



III INDIVIDUAL GAME-BY-GAME

#26 Tate McGuire - 4 games (All games)

| Date | Opponent | Pos | AB | R | H | RBI | 2B | 3B | HR | BB | SB | CS | HBP | SAC | SF | GDP | K | PO | A | E | Avg |
|--------|-----------------|-----|----|---|---|-----|----|----|----|----|----|----|-----|-----|----|-----|---|----|---|---|------|
| Feb 21 | vs Kansas State | p | 0 | 0 | 0 | 0 | 0 | 0 | 0 | 0 | 0 | 0 | 0 | 0 | 0 | 0 | 0 | 1 | 1 | 0 | .000 |
| Mar 05 | ULM | p | 0 | 0 | 0 | 0 | 0 | 0 | 0 | 0 | 0 | 0 | 0 | 0 | 0 | 0 | 0 | 0 | 1 | 0 | .000 |
| Apr 01 | vs Grambling | *p | 0 | 0 | 0 | 0 | 0 | 0 | 0 | 0 | 0 | 0 | 0 | 0 | 0 | 0 | 0 | 0 | 1 | 0 | .000 |
| Apr 08 | ARKANSAS STAT | *p | 0 | 0 | 0 | 0 | 0 | 0 | 0 | 0 | 0 | 0 | 0 | 0 | 0 | 0 | 0 | 0 | 1 | 0 | .000 |
| Totals | | 2gs | 0 | 0 | 0 | 0 | 0 | 0 | 0 | 0 | 0 | 0 | 0 | 0 | 0 | 0 | 0 | 1 | 4 | 0 | .000 |

On base pct. .000 • Slugging pct. .000

#26 Tate McGuire - 12 appearances (All games)

| Date | Opponent | GS | IP | H | R | ER | BB | SO | 2B | 3B | HR | WP | BK | HBP | IBB | Score | W-L | Sv | ERA | NP |
|--------|-----------------|----|------|----|----|----|----|----|----|----|----|----|----|-----|-----|--------|-----|----|------|----|
| Feb 14 | WASHINGTON ST | | 1.0 | 1 | 0 | 0 | 0 | 1 | 0 | 0 | 0 | 0 | 0 | 0 | 0 | 14-2 | 0-0 | 0 | 0.00 | 7 |
| Feb 21 | vs Kansas State | | 1.1 | 2 | 1 | 1 | 0 | 1 | 1 | 0 | 0 | 0 | 0 | 0 | 0 | 2-3 | 0-1 | 0 | 3.86 | 15 |
| Feb 23 | vs Michigan | | 0.1 | 0 | 0 | 0 | 0 | 0 | 0 | 0 | 0 | 0 | 0 | 0 | 0 | 8-6 | 0-1 | 1 | 3.38 | 5 |
| Mar 01 | CHARLOTTE | | 0.2 | 1 | 2 | 2 | 1 | 1 | 0 | 0 | 1 | 0 | 0 | 0 | 0 | 8-5 | 0-1 | 1 | 8.10 | 19 |
| Mar 05 | ULM | | 2.0 | 0 | 0 | 0 | 0 | 2 | 0 | 0 | 0 | 0 | 0 | 0 | 0 | 15-3 | 0-1 | 1 | 5.06 | 25 |
| Mar 14 | at Ole Miss | | 1.1 | 3 | 1 | 1 | 1 | 1 | 1 | 0 | 0 | 0 | 0 | 0 | 0 | 6-10 | 0-1 | 1 | 5.40 | 25 |
| Mar 19 | ORAL ROBERTS | | 3.0 | 0 | 0 | 0 | 0 | 2 | 0 | 0 | 0 | 0 | 0 | 0 | 0 | 16-0 | 0-1 | 1 | 3.72 | 31 |
| Mar 25 | MISSOURI STATE | | 1.2 | 1 | 1 | 1 | 1 | 1 | 0 | 0 | 1 | 0 | 0 | 0 | 0 | 13-14 | 0-2 | 1 | 3.97 | 26 |
| Apr 01 | vs Grambling | * | 4.0 | 1 | 1 | 1 | 2 | 4 | 1 | 0 | 0 | 0 | 0 | 2 | 0 | 7-4 | 1-2 | 1 | 3.52 | 59 |
| Apr 08 | ARKANSAS STAT | * | 3.0 | 5 | 2 | 2 | 1 | 2 | 2 | 0 | 0 | 1 | 0 | 0 | 0 | 7-3 | 1-2 | 1 | 3.93 | 47 |
| Apr 15 | UAPB | * | 3.0 | 4 | 3 | 3 | 0 | 5 | 0 | 0 | 1 | 0 | 0 | 0 | 0 | 13-3 | 2-2 | 1 | 4.64 | 50 |
| Apr 22 | LITTLE ROCK | * | 5.0 | 3 | 0 | 0 | 2 | 3 | 0 | 0 | 0 | 1 | 0 | 1 | 0 | 10-0 | 3-2 | 1 | 3.76 | 67 |
| Totals | | 4 | 26.1 | 21 | 11 | 11 | 8 | 23 | 5 | 0 | 3 | 2 | 0 | 3 | 0 | 119-53 | 3-2 | 1 | 3.76 | - |

#1 Rocco Peppi - 15 games (All games)

| Date | Opponent | Pos | AB | R | H | RBI | 2B | 3B | HR | BB | SB | CS | HBP | SAC | SF | GDP | K | PO | A | E | Avg |
|--------|-----------------|-------|----|---|----|-----|----|----|----|----|----|----|-----|-----|----|-----|---|----|----|---|------|
| Feb 14 | WASHINGTON ST | *1b | 4 | 0 | 0 | 0 | 0 | 0 | 0 | 0 | 0 | 0 | 0 | 0 | 0 | 0 | 0 | 4 | 0 | 1 | .000 |
| Feb 14 | WASHINGTON ST | *of | 1 | 2 | 1 | 1 | 1 | 0 | 0 | 2 | 0 | 0 | 1 | 0 | 0 | 0 | 0 | 2 | 0 | 0 | .200 |
| Feb 15 | WASHINGTON ST | *1b | 4 | 0 | 0 | 0 | 0 | 0 | 0 | 0 | 0 | 0 | 0 | 0 | 0 | 0 | 2 | 6 | 0 | 0 | .111 |
| Feb 17 | WASHINGTON ST | *1b | 2 | 0 | 0 | 0 | 0 | 0 | 0 | 0 | 0 | 0 | 1 | 0 | 0 | 0 | 0 | 7 | 1 | 0 | .091 |
| Feb 21 | vs Kansas State | *1b | 2 | 0 | 0 | 0 | 0 | 0 | 0 | 0 | 0 | 0 | 0 | 0 | 0 | 0 | 0 | 8 | 1 | 0 | .077 |
| Feb 25 | GRAMBLING | *1b | 3 | 1 | 2 | 4 | 0 | 0 | 0 | 0 | 0 | 0 | 1 | 0 | 0 | 0 | 0 | 8 | 1 | 0 | .188 |
| Feb 28 | CHARLOTTE | ph/1 | 2 | 1 | 1 | 2 | 1 | 0 | 0 | 0 | 0 | 0 | 1 | 0 | 0 | 0 | 0 | 1 | 0 | 0 | .222 |
| Mar 02 | CHARLOTTE | *1b | 2 | 0 | 0 | 1 | 0 | 0 | 0 | 0 | 0 | 0 | 0 | 0 | 1 | 0 | 1 | 4 | 1 | 0 | .200 |
| Mar 05 | ULM | *1b | 3 | 2 | 0 | 0 | 0 | 0 | 0 | 2 | 0 | 0 | 0 | 0 | 0 | 1 | 0 | 5 | 3 | 0 | .174 |
| Mar 09 | PORTLAND | *1b | 3 | 0 | 1 | 0 | 0 | 0 | 0 | 0 | 0 | 0 | 0 | 0 | 0 | 0 | 1 | 6 | 0 | 0 | .192 |
| Mar 14 | at Ole Miss | *1b | 4 | 0 | 2 | 0 | 0 | 0 | 0 | 0 | 0 | 0 | 0 | 0 | 0 | 0 | 1 | 5 | 0 | 0 | .233 |
| Mar 15 | at Ole Miss | *1b | 4 | 1 | 1 | 1 | 0 | 0 | 0 | 0 | 0 | 0 | 0 | 0 | 0 | 0 | 1 | 4 | 2 | 0 | .235 |
| Mar 16 | at Ole Miss | ph/of | 2 | 0 | 2 | 0 | 0 | 0 | 0 | 0 | 0 | 0 | 0 | 0 | 0 | 0 | 0 | 0 | 0 | 0 | .278 |
| Apr 18 | TEXAS A&M-1 | *1b | 1 | 0 | 0 | 0 | 0 | 0 | 0 | 0 | 0 | 0 | 1 | 0 | 0 | 0 | 0 | 3 | 0 | 0 | .270 |
| Apr 18 | TEXAS A&M-2 | *1b | 3 | 0 | 0 | 0 | 0 | 0 | 0 | 0 | 0 | 0 | 0 | 0 | 0 | 0 | 2 | 4 | 1 | 0 | .250 |
| Totals | | 13gs | 40 | 7 | 10 | 9 | 2 | 0 | 0 | 4 | 0 | 0 | 5 | 0 | 1 | 1 | 8 | 67 | 10 | 1 | .250 |

On base pct. .380 • Slugging pct. .300

#18 Reese Robinett - 13 games (All games)

| Date | Opponent | Pos | AB | R | H | RBI | 2B | 3B | HR | BB | SB | CS | HBP | SAC | SF | GDP | K | PO | A | E | Avg |
|--------|---------------|-------|----|---|---|-----|----|----|----|----|----|----|-----|-----|----|-----|---|----|---|---|------|
| Feb 15 | WASHINGTON ST | 1b | 0 | 0 | 0 | 0 | 0 | 0 | 0 | 0 | 0 | 0 | 0 | 0 | 0 | 0 | 0 | 2 | 0 | 0 | .000 |
| Feb 17 | WASHINGTON ST | ph/1 | 1 | 0 | 0 | 0 | 0 | 0 | 0 | 1 | 0 | 0 | 0 | 0 | 0 | 0 | 1 | 2 | 1 | 0 | .000 |
| Feb 25 | GRAMBLING | 1b | 1 | 0 | 0 | 0 | 0 | 0 | 0 | 0 | 0 | 0 | 0 | 0 | 0 | 0 | 1 | 2 | 0 | 0 | .000 |
| Feb 28 | CHARLOTTE | 1b | 0 | 0 | 0 | 0 | 0 | 0 | 0 | 0 | 0 | 0 | 0 | 0 | 0 | 0 | 0 | 2 | 0 | 0 | .000 |
| Mar 01 | CHARLOTTE | 1b | 0 | 0 | 0 | 0 | 0 | 0 | 0 | 0 | 0 | 0 | 0 | 0 | 0 | 0 | 0 | 3 | 0 | 0 | .000 |
| Mar 02 | CHARLOTTE | 1b | 1 | 0 | 0 | 0 | 0 | 0 | 0 | 0 | 0 | 0 | 0 | 0 | 0 | 0 | 1 | 0 | 0 | 0 | .000 |
| Mar 05 | ULM | 3b | 1 | 0 | 0 | 0 | 0 | 0 | 0 | 0 | 0 | 0 | 0 | 0 | 0 | 0 | 0 | 0 | 0 | 0 | .000 |
| Mar 09 | PORTLAND | 1b | 1 | 0 | 0 | 0 | 0 | 0 | 0 | 0 | 0 | 0 | 0 | 0 | 0 | 0 | 1 | 5 | 0 | 0 | .000 |
| Mar 15 | at Ole Miss | 1b | 0 | 0 | 0 | 0 | 0 | 0 | 0 | 0 | 0 | 0 | 0 | 0 | 0 | 0 | 0 | 0 | 0 | 0 | .000 |
| Mar 19 | ORAL ROBERTS | 1b | 1 | 0 | 0 | 0 | 0 | 0 | 0 | 0 | 0 | 0 | 0 | 0 | 0 | 0 | 0 | 3 | 0 | 0 | .000 |
| Apr 15 | UAPB | *1b | 5 | 1 | 3 | 1 | 3 | 0 | 0 | 0 | 0 | 0 | 0 | 0 | 0 | 0 | 0 | 7 | 0 | 0 | .273 |
| Apr 18 | TEXAS A&M-1 | pr/1b | 1 | 1 | 0 | 0 | 0 | 0 | 0 | 0 | 0 | 0 | 0 | 0 | 0 | 0 | 0 | 4 | 0 | 0 | .250 |
| Apr 22 | LITTLE ROCK | 3b | 1 | 1 | 1 | 0 | 0 | 0 | 0 | 1 | 0 | 0 | 0 | 0 | 0 | 0 | 0 | 0 | 1 | 0 | .308 |
| Totals | | 1gs | 13 | 3 | 4 | 1 | 3 | 0 | 0 | 2 | 0 | 0 | 0 | 0 | 0 | 0 | 4 | 30 | 2 | 0 | .308 |

On base pct. .400 • Slugging pct. .538

#33 Zach Root - 7 games (All games)

| Date | Opponent | Pos | AB | R | H | RBI | 2B | 3B | HR | BB | SB | CS | HBP | SAC | SF | GDP | K | PO | A | E | Avg |
|--------|---------------|-----|----|---|---|-----|----|----|----|----|----|----|-----|-----|----|-----|---|----|---|---|------|
| Feb 14 | WASHINGTON ST | *p | 0 | 0 | 0 | 0 | 0 | 0 | 0 | 0 | 0 | 0 | 0 | 0 | 0 | 0 | 0 | 1 | 0 | 0 | .000 |
| Mar 01 | CHARLOTTE | *p | 0 | 0 | 0 | 0 | 0 | 0 | 0 | 0 | 0 | 0 | 0 | 0 | 0 | 0 | 0 | 0 | 1 | 0 | .000 |
| Mar 14 | at Ole Miss | *p | 0 | 0 | 0 | 0 | 0 | 0 | 0 | 0 | 0 | 0 | 0 | 0 | 0 | 0 | 0 | 0 | 1 | 0 | .000 |
| Mar 21 | SOUTH CAROLIN | *p | 0 | 0 | 0 | 0 | 0 | 0 | 0 | 0 | 0 | 0 | 0 | 0 | 0 | 0 | 0 | 0 | 1 | 0 | .000 |
| Mar 28 | at Vanderbilt | *p | 0 | 0 | 0 | 0 | 0 | 0 | 0 | 0 | 0 | 0 | 0 | 0 | 0 | 0 | 0 | 1 | 0 | 0 | .000 |
| Apr 05 | MISSOURI | *p | 0 | 0 | 0 | 0 | 0 | 0 | 0 | 0 | 0 | 0 | 0 | 0 | 0 | 0 | 0 | 0 | 1 | 0 | .000 |
| Apr 25 | at Florida | *p | 0 | 0 | 0 | 0 | 0 | 0 | 0 | 0 | 0 | 0 | 0 | 0 | 0 | 0 | 0 | 0 | 0 | 1 | .000 |
| Totals | | 7gs | 0 | 0 | 0 | 0 | 0 | 0 | 0 | 0 | 0 | 0 | 0 | 0 | 0 | 0 | 0 | 2 | 4 | 1 | .000 |

On base pct. .000 • Slugging pct. .000

#33 Zach Root - 11 appearances (All games)

| Date | Opponent | GS | IP | H | R | ER | BB | SO | 2B | 3B | HR | WP | BK | HBP | IBB | Score | W-L | Sv | ERA | NP |
|--------|---------------|----|------|----|----|----|----|----|----|----|----|----|----|-----|-----|--------|-----|----|------|-----|
| Feb 14 | WASHINGTON ST | * | 5.0 | 2 | 1 | 1 | 1 | 8 | 0 | 0 | 0 | 0 | 0 | 1 | 0 | 14-2 | 1-0 | 0 | 1.80 | 75 |
| Feb 22 | vs TCU | * | 5.0 | 2 | 1 | 1 | 2 | 10 | 0 | 0 | 0 | 1 | 0 | 1 | 0 | 2-1 | 1-0 | 0 | 1.80 | 81 |
| Mar 01 | CHARLOTTE | * | 5.1 | 5 | 3 | 3 | 2 | 8 | 3 | 0 | 0 | 0 | 0 | 1 | 0 | 8-5 | 1-0 | 0 | 2.93 | 97 |
| Mar 08 | PORTLAND | * | 6.0 | 3 | 0 | 0 | 1 | 10 | 1 | 0 | 0 | 0 | 0 | 0 | 0 | 10-0 | 2-0 | 0 | 2.11 | 80 |
| Mar 14 | at Ole Miss | * | 3.0 | 10 | 7 | 7 | 2 | 3 | 4 | 0 | 2 | 0 | 0 | 1 | 0 | 6-10 | 2-1 | 0 | 4.44 | 74 |
| Mar 21 | SOUTH CAROLIN | * | 7.0 | 6 | 2 | 2 | 1 | 7 | 3 | 0 | 0 | 1 | 0 | 0 | 0 | 12-2 | 3-1 | 0 | 4.02 | 92 |
| Mar 28 | at Vanderbilt | * | 7.2 | 3 | 0 | 0 | 3 | 7 | 1 | 0 | 0 | 1 | 0 | 0 | 0 | 9-0 | 4-1 | 0 | 3.23 | 100 |
| Apr 05 | MISSOURI | * | 5.0 | 3 | 3 | 3 | 2 | 7 | 3 | 0 | 0 | 0 | 1 | 1 | 0 | 21-3 | 5-1 | 0 | 3.48 | 98 |
| Apr 11 | at Georgia | * | 5.2 | 5 | 3 | 3 | 3 | 7 | 2 | 0 | 1 | 0 | 1 | 0 | 0 | 13-3 | 5-1 | 0 | 3.62 | 95 |
| Apr 17 | TEXAS A&M | * | 4.0 | 7 | 6 | 5 | 3 | 6 | 1 | 0 | 0 | 2 | 0 | 1 | 0 | 4-7 | 5-2 | 0 | 4.19 | 95 |
| Apr 25 | at Florida | * | 4.1 | 6 | 5 | 4 | 2 | 8 | 0 | 0 | 0 | 0 | 0 | 0 | 0 | 4-6 | 5-3 | 0 | 4.50 | 87 |
| Totals | | 11 | 58.0 | 52 | 31 | 29 | 22 | 81 | 18 | 0 | 3 | 5 | 2 | 6 | 0 | 103-39 | 5-3 | 0 | 4.50 | - |

#3 Nolan Souza - 32 games (All games)

| Date | Opponent | Pos | AB | R | H | RBI | 2B | 3B | HR | BB | SB | CS | HBP | SAC | SF | GDP | K | PO | A | E | Avg |
|--------|-----------------|--------|----|----|----|-----|----|----|----|----|----|----|-----|-----|----|-----|----|----|----|---|------|
| Feb 14 | WASHINGTON ST | *2b | 4 | 0 | 1 | 0 | 0 | 0 | 0 | 0 | 1 | 0 | 0 | 0 | 0 | 0 | 2 | 3 | 1 | 0 | .250 |
| Feb 15 | WASHINGTON ST | *2b | 3 | 0 | 0 | 0 | 0 | 0 | 0 | 1 | 0 | 0 | 0 | 0 | 0 | 0 | 3 | 0 | 0 | 0 | .143 |
| Feb 21 | vs Kansas State | *2b | 4 | 0 | 0 | 0 | 0 | 0 | 0 | 0 | 0 | 0 | 0 | 0 | 0 | 0 | 3 | 2 | 1 | 0 | .091 |
| Feb 22 | vs TCU | 2b | 0 | 0 | 0 | 0 | 0 | 0 | 0 | 0 | 0 | 0 | 0 | 0 | 0 | 0 | 0 | 1 | 2 | 0 | .091 |
| Feb 23 | vs Michigan | *2b | 3 | 1 | 0 | 0 | 0 | 0 | 0 | 1 | 0 | 0 | 0 | 0 | 0 | 0 | 1 | 2 | 3 | 0 | .071 |
| Feb 25 | GRAMBLING | *2b | 3 | 0 | 0 | 1 | 0 | 0 | 0 | 1 | 0 | 0 | 0 | 0 | 0 | 0 | 1 | 1 | 4 | 0 | .059 |
| Feb 28 | CHARLOTTE | *2b | 1 | 0 | 0 | 0 | 0 | 0 | 0 | 0 | 0 | 0 | 0 | 0 | 0 | 0 | 0 | 0 | 0 | 0 | .056 |
| Mar 01 | CHARLOTTE | *2b | 4 | 0 | 0 | 1 | 0 | 0 | 0 | 0 | 0 | 0 | 0 | 0 | 0 | 0 | 0 | 1 | 1 | 0 | .045 |
| Mar 02 | CHARLOTTE | 2b | 1 | 1 | 1 | 0 | 0 | 0 | 0 | 0 | 0 | 0 | 0 | 0 | 0 | 0 | 0 | 1 | 1 | 0 | .087 |
| Mar 04 | ULM | *2b | 4 | 2 | 2 | 0 | 1 | 0 | 0 | 0 | 0 | 0 | 0 | 0 | 0 | 0 | 1 | 1 | 0 | 0 | .148 |
| Mar 05 | ULM | *2b/ss | 3 | 1 | 1 | 3 | 0 | 0 | 1 | 2 | 1 | 0 | 0 | 0 | 0 | 0 | 0 | 0 | 0 | 0 | .167 |
| Mar 07 | PORTLAND | *2b | 4 | 1 | 1 | 1 | 0 | 0 | 1 | 0 | 0 | 0 | 0 | 0 | 0 | 0 | 2 | 0 | 2 | 0 | .176 |
| Mar 08 | PORTLAND | *2b | 3 | 2 | 1 | 1 | 0 | 0 | 0 | 0 | 1 | 0 | 0 | 0 | 0 | 0 | 0 | 0 | 1 | 0 | .189 |
| Mar 09 | PORTLAND | *2b/ss | 3 | 0 | 0 | 0 | 0 | 0 | 0 | 0 | 0 | 0 | 0 | 0 | 0 | 0 | 1 | 1 | 3 | 0 | .175 |
| Mar 14 | at Ole Miss | *2b | 2 | 0 | 0 | 0 | 0 | 0 | 0 | 0 | 0 | 0 | 0 | 0 | 0 | 0 | 2 | 0 | 1 | 0 | .167 |
| Mar 15 | at Ole Miss | 2b | 1 | 1 | 1 | 1 | 0 | 0 | 1 | 0 | 0 | 0 | 0 | 0 | 0 | 0 | 0 | 0 | 1 | 0 | .186 |
| Mar 16 | at Ole Miss | *2b | 5 | 1 | 1 | 1 | 1 | 0 | 0 | 0 | 0 | 0 | 0 | 0 | 0 | 0 | 2 | 2 | 2 | 0 | .188 |
| Mar 18 | ORAL ROBERTS | *2b | 4 | 1 | 0 | 0 | 0 | 0 | 0 | 0 | 0 | 0 | 0 | 0 | 0 | 0 | 0 | 1 | 3 | 0 | .173 |
| Mar 19 | ORAL ROBERTS | *2b/ss | 2 | 3 | 1 | 3 | 0 | 0 | 1 | 2 | 1 | 0 | 0 | 0 | 0 | 0 | 0 | 1 | 1 | 0 | .185 |
| Mar 21 | SOUTH CAROLIN | *2b | 4 | 0 | 1 | 0 | 0 | 0 | 0 | 0 | 0 | 0 | 0 | 0 | 0 | 0 | 1 | 2 | 1 | 0 | .190 |
| Mar 22 | SOUTH CAROLIN | *2b | 5 | 1 | 1 | 0 | 0 | 0 | 0 | 0 | 0 | 0 | 0 | 0 | 0 | 0 | 1 | 3 | 3 | 0 | .190 |
| Mar 23 | SOUTH CAROLIN | *2b | 2 | 1 | 1 | 0 | 0 | 0 | 0 | 3 | 0 | 0 | 0 | 0 | 0 | 0 | 0 | 5 | 3 | 0 | .200 |
| Mar 25 | MISSOURI STATE | *2b | 5 | 1 | 3 | 2 | 1 | 0 | 0 | 0 | 0 | 0 | 0 | 0 | 0 | 0 | 2 | 0 | 1 | 1 | .229 |
| Mar 28 | at Vanderbilt | *2b | 3 | 0 | 0 | 2 | 0 | 0 | 0 | 2 | 1 | 0 | 0 | 0 | 0 | 0 | 1 | 2 | 2 | 0 | .219 |
| Mar 29 | at Vanderbilt | *2b | 5 | 0 | 0 | 0 | 0 | 0 | 0 | 0 | 0 | 0 | 0 | 0 | 0 | 0 | 1 | 1 | 2 | 0 | .205 |
| Mar 30 | at Vanderbilt | *2b | 4 | 0 | 2 | 2 | 1 | 0 | 0 | 0 | 0 | 0 | 0 | 0 | 0 | 0 | 2 | 3 | 1 | 0 | .220 |
| Apr 01 | vs Grambling | 2b | 0 | 0 | 0 | 0 | 0 | 0 | 0 | 1 | 0 | 0 | 0 | 0 | 0 | 0 | 0 | 0 | 1 | 0 | .220 |
| Apr 05 | MISSOURI | *2b/ss | 3 | 2 | 1 | 3 | 0 | 0 | 0 | 2 | 1 | 0 | 0 | 0 | 0 | 0 | 2 | 0 | 2 | 0 | .224 |
| Apr 06 | MISSOURI-1 | *2b | 3 | 2 | 2 | 0 | 0 | 0 | 0 | 1 | 0 | 0 | 0 | 0 | 0 | 0 | 0 | 1 | 1 | 1 | .239 |
| Apr 06 | MISSOURI-2 | *2b | 3 | 1 | 0 | 0 | 0 | 0 | 0 | 2 | 0 | 0 | 0 | 0 | 0 | 0 | 0 | 1 | 1 | 0 | .231 |
| Apr 08 | ARKANSAS STAT | *2b | 3 | 2 | 2 | 1 | 0 | 0 | 0 | 1 | 3 | 0 | 0 | 0 | 0 | 0 | 1 | 1 | 2 | 0 | .245 |
| Apr 11 | at Georgia | *2b | 2 | 0 | 1 | 0 | 1 | 0 | 0 | 0 | 0 | 0 | 0 | 0 | 0 | 0 | 1 | 0 | 1 | 0 | .250 |
| Totals | | 28gs | 96 | 24 | 24 | 22 | 5 | 0 | 4 | 19 | 9 | 0 | 0 | 0 | 0 | 0 | 30 | 36 | 48 | 2 | .250 |

On base pct. .374 • Slugging pct. .427



III INDIVIDUAL GAME-BY-GAME

#4 Justin Thomas Jr. - 41 games (All games)

| Date | Opponent | Pos | AB | R | H | RBI | 2B | 3B | HR | BB | SB | CS | HBP | SAC | SF | GDP | K | PO | A | E | Avg | |
|--------|-----------------|-------|------|----|----|-----|----|----|----|----|----|----|-----|-----|----|-----|---|----|----|---|------|------|
| Feb 14 | WASHINGTON ST | *of | 2 | 1 | 0 | 0 | 0 | 0 | 0 | 2 | 1 | 0 | 0 | 0 | 0 | 1 | 0 | 2 | 0 | 0 | .000 | |
| Feb 14 | WASHINGTON ST | *of | 2 | 1 | 1 | 0 | 1 | 0 | 0 | 2 | 1 | 0 | 0 | 0 | 0 | 0 | 0 | 2 | 0 | 0 | .250 | |
| Feb 15 | WASHINGTON ST | *of | 3 | 0 | 1 | 0 | 0 | 0 | 0 | 0 | 0 | 0 | 0 | 0 | 0 | 0 | 1 | 2 | 0 | 0 | .286 | |
| Feb 17 | WASHINGTON ST | *of | 1 | 3 | 1 | 1 | 0 | 0 | 0 | 3 | 0 | 1 | 0 | 0 | 0 | 0 | 0 | 0 | 0 | 0 | .375 | |
| Feb 21 | vs Kansas State | *of | 4 | 0 | 0 | 0 | 0 | 0 | 0 | 0 | 0 | 0 | 0 | 0 | 0 | 0 | 3 | 2 | 1 | 0 | .250 | |
| Feb 22 | vs TCU | *of | 3 | 0 | 1 | 0 | 0 | 0 | 0 | 0 | 0 | 0 | 0 | 0 | 0 | 0 | 0 | 3 | 0 | 0 | .267 | |
| Feb 23 | vs Michigan | *of | 2 | 1 | 0 | 0 | 0 | 0 | 0 | 1 | 0 | 1 | 1 | 0 | 0 | 0 | 2 | 0 | 0 | 0 | .235 | |
| Feb 25 | GRAMBLING | *of | 3 | 1 | 2 | 1 | 1 | 0 | 1 | 1 | 0 | 0 | 0 | 0 | 0 | 0 | 0 | 2 | 0 | 0 | .300 | |
| Feb 28 | CHARLOTTE | *of | 4 | 1 | 1 | 1 | 0 | 0 | 0 | 0 | 0 | 0 | 0 | 0 | 0 | 0 | 1 | 3 | 0 | 0 | .292 | |
| Mar 01 | CHARLOTTE | of | 0 | 0 | 0 | 0 | 0 | 0 | 0 | 0 | 0 | 0 | 0 | 0 | 0 | 0 | 0 | 0 | 0 | 0 | .292 | |
| Mar 02 | CHARLOTTE | *of | 3 | 0 | 1 | 0 | 0 | 0 | 0 | 0 | 0 | 1 | 0 | 1 | 0 | 0 | 2 | 1 | 0 | 0 | .296 | |
| Mar 05 | ULM | *of | 1 | 2 | 0 | 0 | 0 | 0 | 0 | 2 | 0 | 0 | 1 | 0 | 0 | 0 | 0 | 1 | 0 | 0 | .286 | |
| Mar 07 | PORTLAND | *of | 4 | 1 | 1 | 0 | 0 | 0 | 0 | 0 | 1 | 0 | 0 | 0 | 0 | 0 | 2 | 1 | 0 | 0 | .281 | |
| Mar 08 | PORTLAND | *of | 2 | 2 | 1 | 2 | 0 | 0 | 1 | 0 | 0 | 0 | 1 | 0 | 0 | 0 | 0 | 2 | 0 | 0 | .294 | |
| Mar 09 | PORTLAND | *of | 3 | 0 | 0 | 0 | 0 | 0 | 0 | 0 | 0 | 0 | 0 | 0 | 0 | 0 | 0 | 4 | 0 | 0 | .270 | |
| Mar 14 | at Ole Miss | *of | 3 | 0 | 0 | 0 | 0 | 0 | 0 | 0 | 0 | 0 | 0 | 0 | 0 | 0 | 3 | 2 | 0 | 0 | .250 | |
| Mar 15 | at Ole Miss | *of | 3 | 1 | 1 | 1 | 0 | 0 | 0 | 0 | 0 | 0 | 1 | 0 | 1 | 0 | 2 | 1 | 0 | 0 | .256 | |
| Mar 16 | at Ole Miss | of | 0 | 0 | 0 | 0 | 0 | 0 | 0 | 0 | 0 | 0 | 0 | 0 | 0 | 0 | 0 | 0 | 0 | 0 | .256 | |
| Mar 18 | ORAL ROBERTS | of | 1 | 0 | 0 | 0 | 0 | 0 | 0 | 0 | 0 | 0 | 0 | 0 | 0 | 0 | 0 | 2 | 0 | 0 | .250 | |
| Mar 19 | ORAL ROBERTS | ph/of | 0 | 0 | 0 | 0 | 0 | 0 | 0 | 1 | 0 | 0 | 0 | 0 | 0 | 0 | 0 | 0 | 0 | 0 | .250 | |
| Mar 21 | SOUTH CAROLIN | *of | 4 | 1 | 2 | 2 | 1 | 0 | 0 | 0 | 0 | 0 | 0 | 0 | 0 | 0 | 2 | 0 | 0 | 0 | .271 | |
| Mar 22 | SOUTH CAROLIN | *of | 3 | 2 | 1 | 2 | 0 | 0 | 0 | 1 | 0 | 0 | 0 | 0 | 1 | 0 | 1 | 2 | 0 | 0 | .275 | |
| Mar 23 | SOUTH CAROLIN | *of | 4 | 1 | 2 | 2 | 0 | 0 | 1 | 0 | 0 | 0 | 0 | 1 | 0 | 0 | 1 | 3 | 0 | 0 | .291 | |
| Mar 25 | MISSOURI STATE | pr/of | 0 | 1 | 0 | 0 | 0 | 0 | 0 | 1 | 1 | 0 | 0 | 0 | 0 | 0 | 0 | 0 | 0 | 0 | .291 | |
| Mar 28 | at Vanderbilt | *of | 4 | 0 | 1 | 0 | 0 | 0 | 0 | 0 | 0 | 0 | 0 | 0 | 0 | 0 | 1 | 1 | 0 | 0 | .288 | |
| Mar 29 | at Vanderbilt | *of | 4 | 1 | 1 | 1 | 0 | 0 | 1 | 1 | 0 | 0 | 0 | 0 | 0 | 0 | 2 | 3 | 0 | 1 | .286 | |
| Mar 30 | at Vanderbilt | *of | 4 | 1 | 1 | 0 | 1 | 0 | 0 | 0 | 0 | 0 | 0 | 0 | 0 | 0 | 1 | 3 | 1 | 0 | .284 | |
| Apr 01 | vs Grambling | of | 0 | 0 | 0 | 0 | 0 | 0 | 0 | 0 | 0 | 0 | 0 | 0 | 0 | 0 | 0 | 0 | 0 | 0 | .284 | |
| Apr 05 | MISSOURI | *of | 3 | 1 | 2 | 4 | 0 | 0 | 0 | 2 | 0 | 0 | 0 | 0 | 0 | 0 | 0 | 2 | 0 | 0 | .300 | |
| Apr 06 | MISSOURI-1 | *of | 3 | 1 | 0 | 1 | 0 | 0 | 0 | 1 | 0 | 0 | 0 | 0 | 0 | 0 | 2 | 1 | 0 | 0 | .288 | |
| Apr 06 | MISSOURI-2 | *of | 2 | 0 | 0 | 1 | 0 | 0 | 0 | 1 | 0 | 0 | 0 | 0 | 1 | 1 | 0 | 1 | 0 | 0 | .280 | |
| Apr 08 | ARKANSAS STAT | *of | 2 | 1 | 1 | 0 | 0 | 0 | 0 | 2 | 0 | 0 | 0 | 0 | 0 | 0 | 0 | 3 | 0 | 0 | .286 | |
| Apr 11 | at Georgia | *of | 5 | 1 | 0 | 0 | 0 | 0 | 0 | 0 | 0 | 0 | 0 | 0 | 0 | 0 | 3 | 5 | 0 | 0 | .268 | |
| Apr 12 | at Georgia | *of | 1 | 0 | 0 | 0 | 0 | 0 | 0 | 0 | 0 | 0 | 0 | 0 | 0 | 0 | 1 | 2 | 0 | 0 | .265 | |
| Apr 13 | at Georgia | of | 1 | 0 | 0 | 0 | 0 | 0 | 0 | 0 | 0 | 0 | 0 | 0 | 0 | 0 | 0 | 0 | 0 | 0 | .262 | |
| Apr 17 | TEXAS A&M | *of | 3 | 0 | 2 | 0 | 0 | 0 | 0 | 0 | 0 | 0 | 0 | 0 | 0 | 0 | 0 | 1 | 0 | 0 | .276 | |
| Apr 18 | TEXAS A&M-1 | *of | 3 | 3 | 2 | 3 | 0 | 0 | 2 | 1 | 0 | 0 | 0 | 0 | 0 | 0 | 1 | 3 | 0 | 0 | .289 | |
| Apr 18 | TEXAS A&M-2 | *of | 2 | 0 | 0 | 0 | 0 | 0 | 0 | 0 | 0 | 0 | 0 | 0 | 0 | 0 | 1 | 4 | 0 | 0 | .283 | |
| Apr 22 | LITTLE ROCK | *of | 2 | 2 | 1 | 1 | 0 | 1 | 0 | 1 | 0 | 0 | 0 | 0 | 0 | 0 | 1 | 1 | 0 | 0 | .287 | |
| Apr 23 | LITTLE ROCK | of | 0 | 0 | 0 | 0 | 0 | 0 | 0 | 0 | 0 | 0 | 0 | 0 | 0 | 0 | 0 | 0 | 0 | 0 | .287 | |
| Apr 25 | at Florida | *of | 3 | 1 | 1 | 2 | 0 | 0 | 1 | 0 | 0 | 0 | 0 | 0 | 0 | 0 | 1 | 2 | 0 | 0 | .289 | |
| Totals | | | 33gs | 97 | 31 | 28 | 25 | 4 | 1 | 7 | 23 | 4 | 3 | 4 | 2 | 3 | 2 | 34 | 67 | 2 | 1 | .289 |

On base pct. .433 • Slugging pct. .567

#9 Wehiwa Aloy - 44 games (All games)

| Date | Opponent | Pos | AB | R | H | RBI | 2B | 3B | HR | BB | SB | CS | HBP | SAC | SF | GDP | K | PO | A | E | Avg |
|--------|-----------------|-----|------|-----|----|-----|----|----|----|----|----|----|-----|-----|----|-----|----|----|----|---|------|
| Feb 14 | WASHINGTON ST | *ss | 5 | 0 | 1 | 0 | 0 | 0 | 0 | 0 | 1 | 0 | 0 | 0 | 0 | 0 | 2 | 2 | 5 | 0 | .200 |
| Feb 14 | WASHINGTON ST | *ss | 2 | 2 | 0 | 0 | 0 | 0 | 0 | 1 | 0 | 0 | 2 | 0 | 0 | 1 | 0 | 0 | 3 | 0 | .143 |
| Feb 15 | WASHINGTON ST | *ss | 3 | 1 | 1 | 2 | 0 | 0 | 1 | 0 | 0 | 0 | 1 | 0 | 0 | 0 | 1 | 0 | 3 | 0 | .200 |
| Feb 17 | WASHINGTON ST | *ss | 3 | 0 | 2 | 2 | 0 | 0 | 0 | 2 | 0 | 0 | 0 | 0 | 0 | 0 | 0 | 1 | 1 | 0 | .308 |
| Feb 21 | vs Kansas State | *ss | 4 | 1 | 2 | 1 | 0 | 0 | 1 | 0 | 0 | 0 | 0 | 0 | 0 | 0 | 1 | 3 | 5 | 0 | .353 |
| Feb 22 | vs TCU | *ss | 3 | 0 | 0 | 0 | 0 | 0 | 0 | 0 | 0 | 0 | 1 | 0 | 0 | 0 | 0 | 3 | 2 | 0 | .300 |
| Feb 23 | vs Michigan | *ss | 4 | 3 | 4 | 2 | 1 | 0 | 1 | 1 | 0 | 0 | 0 | 0 | 0 | 0 | 0 | 0 | 1 | 2 | .417 |
| Feb 25 | GRAMBLING | *ss | 4 | 1 | 1 | 0 | 0 | 0 | 0 | 1 | 0 | 0 | 0 | 0 | 0 | 0 | 0 | 1 | 3 | 0 | .393 |
| Feb 28 | CHARLOTTE | *ss | 4 | 1 | 1 | 0 | 1 | 0 | 0 | 1 | 0 | 0 | 0 | 0 | 0 | 0 | 0 | 0 | 1 | 0 | .375 |
| Mar 01 | CHARLOTTE | *ss | 4 | 1 | 1 | 0 | 1 | 0 | 0 | 0 | 0 | 0 | 1 | 0 | 0 | 0 | 1 | 1 | 2 | 0 | .361 |
| Mar 02 | CHARLOTTE | *ss | 5 | 1 | 1 | 0 | 0 | 0 | 0 | 0 | 0 | 0 | 0 | 0 | 0 | 0 | 1 | 2 | 2 | 0 | .341 |
| Mar 04 | ULM | *ss | 5 | 2 | 3 | 0 | 1 | 0 | 0 | 0 | 0 | 0 | 0 | 0 | 0 | 0 | 1 | 1 | 1 | 0 | .370 |
| Mar 05 | ULM | *ss | 4 | 1 | 2 | 2 | 2 | 0 | 0 | 0 | 0 | 0 | 0 | 0 | 0 | 0 | 0 | 0 | 1 | 0 | .380 |
| Mar 07 | PORTLAND | *ss | 3 | 5 | 3 | 4 | 0 | 0 | 2 | 1 | 1 | 0 | 1 | 0 | 0 | 0 | 0 | 3 | 0 | 0 | .415 |
| Mar 08 | PORTLAND | *ss | 4 | 1 | 2 | 4 | 1 | 0 | 1 | 0 | 0 | 0 | 0 | 0 | 0 | 0 | 0 | 1 | 2 | 0 | .421 |
| Mar 09 | PORTLAND | *ss | 3 | 1 | 2 | 1 | 0 | 0 | 0 | 0 | 0 | 0 | 0 | 0 | 0 | 0 | 0 | 1 | 1 | 0 | .433 |
| Mar 11 | UCA | *ss | 5 | 0 | 0 | 0 | 0 | 0 | 0 | 0 | 0 | 0 | 0 | 0 | 0 | 0 | 2 | 2 | 4 | 0 | .400 |
| Mar 14 | at Ole Miss | *ss | 4 | 0 | 0 | 0 | 0 | 0 | 0 | 1 | 0 | 0 | 0 | 0 | 0 | 0 | 2 | 3 | 0 | 0 | .377 |
| Mar 15 | at Ole Miss | *ss | 5 | 1 | 1 | 1 | 0 | 0 | 1 | 1 | 0 | 0 | 0 | 0 | 0 | 0 | 3 | 3 | 2 | 0 | .365 |
| Mar 16 | at Ole Miss | *ss | 5 | 3 | 3 | 5 | 0 | 0 | 2 | 1 | 0 | 0 | 0 | 0 | 0 | 0 | 0 | 3 | 1 | 1 | .380 |
| Mar 18 | ORAL ROBERTS | *ss | 4 | 1 | 2 | 0 | 0 | 0 | 0 | 1 | 0 | 0 | 0 | 0 | 0 | 1 | 0 | 1 | 0 | 0 | .386 |
| Mar 19 | ORAL ROBERTS | *ss | 4 | 2 | 3 | 4 | 1 | 1 | 0 | 0 | 0 | 1 | 0 | 0 | 0 | 0 | 0 | 0 | 1 | 0 | .402 |
| Mar 21 | SOUTH CAROLIN | *ss | 5 | 1 | 2 | 3 | 0 | 0 | 1 | 0 | 0 | 0 | 0 | 0 | 0 | 0 | 1 | 1 | 2 | 0 | .402 |
| Mar 22 | SOUTH CAROLIN | *ss | 5 | 1 | 2 | 2 | 2 | 0 | 0 | 0 | 0 | 0 | 0 | 0 | 0 | 0 | 2 | 3 | 6 | 0 | .402 |
| Mar 23 | SOUTH CAROLIN | *ss | 4 | 2 | 1 | 0 | 0 | 0 | 0 | 1 | 0 | 0 | 0 | 0 | 0 | 0 | 0 | 1 | 4 | 0 | .396 |
| Mar 25 | MISSOURI STATE | *ss | 6 | 1 | 1 | 1 | 1 | 0 | 0 | 0 | 0 | 0 | 0 | 0 | 0 | 0 | 3 | 0 | 2 | 0 | .383 |
| Mar 28 | at Vanderbilt | *ss | 5 | 0 | 0 | 0 | 0 | 0 | 0 | 0 | 0 | 0 | 0 | 0 | 0 | 1 | 2 | 2 | 1 | 0 | .366 |
| Mar 29 | at Vanderbilt | *ss | 5 | 1 | 2 | 0 | 0 | 0 | 0 | 0 | 1 | 0 | 0 | 0 | 0 | 1 | 0 | 1 | 2 | 0 | .368 |
| Mar 30 | at Vanderbilt | *ss | 5 | 0 | 0 | 0 | 0 | 0 | 0 | 0 | 0 | 0 | 0 | 0 | 0 | 0 | 2 | 2 | 2 | 0 | .352 |
| Apr 01 | vs Grambling | *ss | 3 | 3 | 2 | 1 | 0 | 0 | 0 | 2 | 2 | 0 | 0 | 0 | 0 | 0 | 1 | 0 | 4 | 0 | .360 |
| Apr 05 | MISSOURI | *ss | 4 | 2 | 0 | 0 | 0 | 0 | 0 | 1 | 0 | 0 | 0 | 0 | 0 | 0 | 1 | 0 | 0 | 0 | .349 |
| Apr 06 | MISSOURI-1 | *ss | 5 | 3 | 4 | 1 | 1 | 0 | 0 | 0 | 0 | 0 | 0 | 0 | 0 | 0 | 1 | 2 | 1 | 0 | .366 |
| Apr 06 | MISSOURI-2 | *ss | 3 | 4 | 2 | 1 | 0 | 0 | 0 | 2 | 0 | 0 | 0 | 0 | 0 | 0 | 0 | 0 | 1 | 0 | .372 |
| Apr 08 | ARKANSAS STAT | *ss | 5 | 0 | 0 | 0 | 0 | 0 | 0 | 0 | 0 | 0 | 0 | 0 | 0 | 0 | 3 | 0 | 6 | 0 | .359 |
| Apr 11 | at Georgia | *ss | 3 | 3 | 2 | 3 | 1 | 0 | 1 | 1 | 0 | 1 | 1 | 0 | 0 | 0 | 1 | 1 | 2 | 0 | .366 |
| Apr 12 | at Georgia | *ss | 4 | 1 | 1 | 0 | 0 | 0 | 0 | 1 | 0 | 0 | 0 | 0 | 0 | 0 | 1 | 0 | 0 | 0 | .362 |
| Apr 13 | at Georgia | *ss | 6 | 1 | 2 | 1 | 0 | 0 | 1 | 0 | 0 | 0 | 0 | 0 | 0 | 0 | 3 | 0 | 1 | 0 | .361 |
| Apr 15 | UAPB | *ss | 5 | 2 | 3 | 2 | 0 | 0 | 1 | 0 | 1 | 0 | 0 | 0 | 0 | 0 | 0 | 0 | 5 | 0 | .369 |
| Apr 17 | TEXAS A&M | *ss | 4 | 1 | 2 | 2 | 0 | 0 | 1 | 0 | 0 | 0 | 0 | 0 | 0 | 0 | 2 | 3 | 4 | 0 | .372 |
| Apr 18 | TEXAS A&M-1 | *ss | 5 | 3 | 3 | 2 | 0 | 0 | 1 | 0 | 0 | 0 | 0 | 0 | 0 | 0 | 0 | 1 | 2 | 0 | .379 |
| Apr 18 | TEXAS A&M-2 | *ss | 5 | 1 | 2 | 0 | 1 | 0 | 0 | 0 | 0 | 0 | 0 | 0 | 0 | 0 | 0 | 1 | 3 | 0 | .379 |
| Apr 22 | LITTLE ROCK | *ss | 3 | 1 | 1 | 0 | 1 | 0 | 0 | 0 | 0 | 0 | 1 | 0 | 0 | 0 | 0 | 1 | 3 | 0 | .379 |
| Apr 23 | LITTLE ROCK | *ss | 5 | 2 | 2 | 1 | 0 | 0 | 1 | 0 | 0 | 0 | 0 | 0 | 0 | 0 | 1 | 1 | 3 | 0 | .379 |
| Apr 25 | at Florida | *ss | 4 | 1 | 1 | 1 | 0 | 0 | 1 | 0 | 0 | 0 | 0 | 0 | 0 | 0 | 1 | 1 | 1 | 0 | .376 |
| Totals | | | 44gs | 186 | 62 | 70 | 49 | 15 | 1 | 17 | 19 | 6 | 2 | 8 | 0 | 4 | 39 | 52 | 96 | 3 | .376 |

On base pct. .455 • Slugging pct. .742

#44 Carson Wiggins - 5 games (All games)

| Date | Opponent | Pos | AB | R | H | RBI | 2B | 3B | HR | BB | SB | CS | HBP | SAC | SF | GDP | K | PO | A | E | Avg |
|--------|-------------|-----|-----|---|---|-----|----|----|----|----|----|----|-----|-----|----|-----|---|----|---|---|------|
| Mar 01 | CHARLOTTE | p | 0 | 0 | 0 | 0 | 0 | 0 | 0 | 0 | 0 | 0 | 0 | 0 | 0 | 0 | 0 | 0 | 1 | 0 | .000 |
| Mar 16 | at Ole Miss | p | 0 | 0 | 0 | 0 | 0 | 0 | 0 | 0 | 0 | 0 | 0 | 0 | 0 | 0 | 0 | 1 | 0 | 0 | .000 |
| Apr 06 | MISSOURI-2 | p | 0 | 0 | 0 | 0 | 0 | 0 | 0 | 0 | 0 | 0 | 0 | 0 | 0 | 0 | 0 | 0 | 1 | 0 | .000 |
| Apr 13 | at Georgia | p | 0 | 0 | 0 | 0 | 0 | 0 | 0 | 0 | 0 | 0 | 0 | 0 | 0 | 0 | 0 | 0 | 0 | 1 | .000 |
| Apr 18 | TEXAS A&M-2 | p | 0 | 0 | 0 | 0 | 0 | 0 | 0 | 0 | 0 | 0 | 0 | 0 | 0 | 0 | 0 | 0 | 1 | 0 | .000 |
| Totals | | | 0gs | 0 | 0 | 0 | 0 | 0 | 0 | 0 | 0 | 0 | 0 | 0 | 0 | 0 | 0 | 1 | 3 | 1 | .000 |

On base pct. .000 • Slugging pct. .000

#44 Carson Wiggins - 13 appearances (All games)

| Date | Opponent | GS | IP | H | R | ER | BB | SO | 2B | 3B | HR | WP | BK | HBP | IBB | Score | W-L | Sv | ERA | NP |
|--------|---------------|----|------|---|---|----|----|----|----|----|----|----|----|-----|-----|--------|-----|----|------|----|
| Feb 15 | WASHINGTON ST | | 1.0 | 1 | 0 | 0 | 0 | 1 | 1 | 0 | 0 | 0 | 0 | 0 | 0 | 5-2 | 0-0 | 1 | 0.00 | 20 |
| Feb 23 | vs Michigan | | 0.0 | 1 | 1 | 1 | 1 | 0 | 0 | 0 | 0 | 2 | 0 | 0 | 0 | 8-6 | 0-0 | 1 | 9.00 | 5 |
| Feb 25 | GRAMBLING | | 1.0 | 0 | 0 | 0 | 0 | 1 | 0 | 0 | 0 | 0 | 0 | 0 | 0 | 14-3 | 0-0 | 1 | 4.50 | 10 |
| Mar 01 | CHARLOTTE | | 1.0 | 0 | 0 | 0 | 0 | 2 | 0 | 0 | 0 | 0 | 0 | 0 | 0 | 8-5 | 0-0 | 2 | 3.00 | 13 |
| Mar 09 | PORTLAND | | 1.0 | 0 | 0 | 0 | 0 | 1 | 0 | 0 | 0 | 1 | 0 | 0 | 0 | 5-3 | 0-0 | 3 | 2.25 | 12 |
| Mar 16 | at Ole Miss | | 2.0 | 1 | 1 | 1 | 3 | 3 | 0 | 0 | 0 | 0 | 0 | 0 | 0 | 12-9 | 1-0 | 3 | 3.00 | 37 |
| Mar 23 | SOUTH CAROLIN | | 1.0 | 1 | 0 | 0 | 0 | 2 | 0 | 0 | 0 | 0 | 0 | 0 | 0 | 11-4 | 1-0 | 3 | 2.57 | 13 |
| Mar 29 | at Vanderbilt | | 1.0 | 0 | 1 | 1 | 2 | 1 | 0 | 0 | 0 | 1 | 0 | 0 | 0 | 6-4 | 1-0 | 3 | 3.38 | 27 |
| Apr 06 | MISSOURI-2 | | 1.0 | 0 | 0 | 0 | 1 | 1 | 0 | 0 | 0 | 0 | 0 | 0 | 0 | 16-2 | 1-0 | 3 | 3.00 | 11 |
| Apr 08 | ARKANSAS STAT | | 1.0 | 0 | 0 | 0 | 0 | 1 | 0 | 0 | 0 | 0 | 0 | 0 | 0 | 7-3 | 1-0 | 3 | 2.70 | 8 |
| Apr 13 | at Georgia | | 2.0 | 1 | 1 | 0 | 0 | 4 | 1 | 0 | 0 | 0 | 0 | 1 | 0 | 6-7 | 1-0 | 3 | 2.25 | 35 |
| Apr 18 | TEXAS A&M-2 | | 1.0 | 1 | 1 | 1 | 2 | 0 | 0 | 0 | 0 | 2 | 0 | 0 | 2 | 2-9 | 1-0 | 3 | 2.77 | 26 |
| Apr 22 | LITTLE ROCK | | 1.0 | 0 | 0 | 0 | 0 | 3 | 0 | 0 | 0 | 0 | 0 | 0 | 0 | 10-0 | 1-0 | 3 | 2.57 | 13 |
| Totals | | 0 | 14.0 | 6 | 5 | 4 | 9 | 20 | 2 | 0 | 0 | 6 | 0 | 1 | 2 | 110-57 | 1-0 | 3 | 2.57 | - |

#14 Gage Wood - 3 appearances (All games)

| Date | Opponent | GS | IP | H | R | ER | BB | SO | 2B | 3B | HR | WP | BK | HBP | IBB | Score | W-L | Sv | ERA | NP |
|--------|---------------|----|-----|---|---|----|----|----|----|----|----|----|----|-----|-----|-------|-----|----|------|----|
| Feb 15 | WASHINGTON ST | * | 5.0 | 2 | 2 | 2 | 1 | 7 | 1 | 1 | 0 | 1 | 0 | 0 | 0 | 5-2 | 0-0 | 0 | 3.60 | 77 |
| Feb 23 | vs Michigan | * | 2.0 | 2 | 1 | 0 | 0 | 6 | 0 | 0 | 0 | 0 | 0 | 1 | 0 | 8-6 | 0-0 | 0 | 2.57 | 39 |
| Apr 18 | TEXAS A&M-1 | * | 0.1 | 3 | 3 | 3 | 1 | 1 | 1 | 0 | 1 | 1 | 0 | 0 | 0 | 11-5 | 0-0 | 0 | 6.14 | 20 |
| Totals | | 3 | 7.1 | 7 | 6 | 5 | 2 | 14 | 2 | 1 | 1 | 2 | 0 | 1 | 0 | 24-13 | 0-0 | 0 | 6.14 | - |



| FEB. | Opponent | Score | Winning Pitcher | Losing Pitcher | Save | Attendance | Time |
|------|-------------------------|-------------|--------------------|----------------|-------------|------------|------|
| 14 | Washington State [DH-1] | W, 3-2 (10) | Foutch (1-0) | Stowe (0-1) | | --- | 3:19 |
| 14 | Washington State [DH-2] | W, 14-2 (7) | Root (1-0) | Lewis (0-1) | | 9,112 | 2:16 |
| 15 | Washington State | W, 5-2 | Carter (1-0) | Tedesco (0-1) | Wiggins (1) | 9,418 | 2:46 |
| 17 | Washington State | W, 12-2 (7) | Beidelschies (1-0) | Chambers (0-1) | | 8,780 | 2:30 |
| 21 | vs. Kansas State ^ | L, 3-2 | Dean (1-0) | McGuire (0-1) | | 13,886 | 2:37 |
| 22 | vs. #22 TCU ^ | W, 2-1 | Beidelschies (2-0) | LaPour (1-1) | Foutch (1) | 17,994 | 2:55 |
| 23 | vs. Michigan ^ | W, 8-6 | Carter (2-0) | DeVooght (2-1) | McGuire (1) | 12,862 | 3:44 |
| 25 | Grambling | W, 14-3 (7) | Bybee (1-0) | Robinson (0-1) | | 9,073 | 2:40 |
| 28 | Charlotte | W, 11-10 | Carter (3-0) | Sarver (0-1) | Foutch (2) | 9,563 | 3:08 |

MARCH

| | | | | | | | |
|----|---------------------|---------------|--------------------|--------------------|--------------|--------|------|
| 1 | Charlotte | W, 8-5 | Jimenez (1-0) | Taylor (0-1) | Wiggins (2) | 10,938 | 2:53 |
| 2 | Charlotte | W, 4-3 | McEntire (1-0) | Stanton (0-1) | | 9,199 | 3:04 |
| 4 | ULM | W, 14-1 (7) | Fisher (1-0) | Eager (1-1) | | 8,768 | 2:15 |
| 5 | ULM | W, 15-3 (7) | Bybee (2-0) | Cirelli (0-3) | | 8,624 | 2:25 |
| 7 | Portland | W, 20-3 (7) | Gaeckle (1-0) | Gaston (0-4) | | 9,982 | 2:08 |
| 8 | Portland | W, 10-0 (7) | Root (2-0) | Segel (1-2) | | 10,536 | 1:48 |
| 9 | Portland | W, 5-3 | Beidelschies (3-0) | Rembisz (2-1) | Wiggins (3) | 9,416 | 2:35 |
| 11 | UCA | W, 9-2 | Fisher (2-0) | Titlow (0-1) | | 10,742 | 2:34 |
| 14 | at #13 Ole Miss * | L, 10-6 | Elliott (4-0) | Root (2-1) | | 9,090 | 3:03 |
| 15 | at #13 Ole Miss * | W, 12-3 | Coil (1-0) | Maddox (3-2) | Jimenez (1) | 9,304 | 3:19 |
| 16 | at #13 Ole Miss * | W, 12-9 | Wiggins (1-0) | Spencer (0-1) | | 9,164 | 3:49 |
| 18 | Oral Roberts | W, 4-1 | Gibler (1-0) | Johnson (0-1) | Foutch (3) | 9,922 | 2:46 |
| 19 | Oral Roberts | W, 16-0 (7) | Fisher (3-0) | Puffinbarger (0-1) | | 9,121 | 2:35 |
| 21 | South Carolina * | W, 12-2 (7) | Root (3-1) | Stone (1-2) | | 10,023 | 2:16 |
| 22 | South Carolina * | W, 12-3 | Jimenez (2-0) | McCoy (2-2) | McEntire (1) | 9,759 | 2:55 |
| 23 | South Carolina * | W, 11-4 | Coil (2-0) | Sweeney (0-2) | | 9,367 | 3:11 |
| 25 | Missouri State | L, 14-13 (10) | Holmes (3-3) | McGuire (0-2) | Knight (1) | 10,035 | 3:48 |
| 28 | at #14 Vanderbilt * | W, 9-0 | Root (4-1) | Thompson (2-2) | | 3,802 | 2:53 |
| 29 | at #14 Vanderbilt * | W, 6-4 (10) | Jimenez (3-0) | Green (0-2) | | 3,802 | 3:15 |
| 30 | at #14 Vanderbilt * | W, 7-3 | Bybee (3-0) | Kranzler (3-1) | | 3,802 | 2:45 |

APRIL

| | | | | | | | |
|----|--------------------|-------------|--------------------|----------------|-------------|--------|------|
| 1 | Grambling @ | W, 7-4 | McGuire (1-3) | Robinson (0-4) | Gibler (1) | 9,312 | 3:00 |
| 5 | Missouri * | W, 21-3 (7) | Root (5-1) | Jacobi (2-4) | | 9,927 | 3:06 |
| 6 | Missouri * [DH-1] | W, 14-4 (7) | Gaeckle (2-0) | Lucas (1-3) | | --- | 2:50 |
| 6 | Missouri * [DH-2] | W, 16-2 (7) | Beidelschies (4-0) | Neubeck (0-1) | | 9,614 | 2:42 |
| 8 | Arkansas State | W, 7-3 | Carter (4-0) | Turner (1-4) | | 9,771 | 3:01 |
| 11 | at #7 Georgia * | W, 13-3 | Jimenez (4-0) | Quinn (0-1) | | 3,633 | 3:28 |
| 12 | at #7 Georgia * | L, 7-6 | Smith (3-1) | Gaeckle (2-1) | Hoskins (2) | 3,633 | 3:17 |
| 13 | at #7 Georgia * | L, 7-6 (12) | Zeldin (2-1) | Gibler (1-1) | | 3,633 | 3:36 |
| 15 | UAPB | W, 13-3 (8) | McGuire (2-2) | Bedgood (0-3) | | 9,432 | 2:42 |
| 17 | Texas A&M * | L, 7-4 | Moss (5-2) | Root (5-2) | | 10,915 | 3:02 |
| 18 | Texas A&M * [DH-1] | W, 11-5 | Gaeckle (3-1) | Lamkin (3-4) | | 10,119 | 3:01 |
| 18 | Texas A&M * [DH-2] | L, 9-2 | Jackson (1-0) | Jimenez (4-1) | | 10,915 | 3:23 |
| 22 | Little Rock | W, 10-0 (7) | McGuire (3-2) | Busick (1-1) | | 9,821 | 2:01 |
| 23 | Little Rock | W, 4-0 | Eaves (1-0) | Burkey (0-1) | | 9,542 | 2:52 |
| 25 | at Florida * | L, 6-4 | Peterson (7-2) | Root (5-3) | | 6,542 | 2:49 |
| 26 | at Florida * | | | | | | |
| 27 | at Florida * | | | | | | |
| 29 | at Missouri State | | | | | | |

MAY

| | | | | | | | |
|----|-------------|--|--|--|--|--|--|
| 1 | Texas * | | | | | | |
| 2 | Texas * | | | | | | |
| 3 | Texas * | | | | | | |
| 9 | at LSU * | | | | | | |
| 10 | at LSU * | | | | | | |
| 11 | at LSU * | | | | | | |
| 15 | Tennessee * | | | | | | |
| 16 | Tennessee * | | | | | | |
| 17 | Tennessee * | | | | | | |

* SEC opponent

^ Amegy Bank College Baseball Series (Globe Life Field in Arlington, Texas)

@ Game played at CHI St. Vincent Field at Dickey-Stephens Park in North Little Rock, Ark.