



ARKANSAS BASEBALL



ArkansasRazorbacks.com ||| @RazorbackBSB ||| Contact: Oliver Grigg (ogrigg@uark.edu)

2025 SCHEDULE & RESULTS

FEBRUARY

14	WASHINGTON STATE [DH-1]	SECN+	W, 3-2 (10)
14	WASHINGTON STATE [DH-2]	SECN+	W, 14-2 (7)
15	WASHINGTON STATE	SECN+	W, 5-2
17	WASHINGTON STATE	SECN+	W, 12-2 (7)
21	vs. Kansas State ^	FloCollege	L, 3-2
22	vs. #22 TCU ^	FloCollege	W, 2-1
23	vs. Michigan ^	FloCollege	W, 8-6
25	GRAMBLING	SECN+	W, 14-3 (7)
28	CHARLOTTE	SECN+	W, 11-10

MARCH

1	CHARLOTTE	SECN+	W, 8-5
2	CHARLOTTE	SECN+	W, 4-3
4	ULM	SECN+	W, 14-1 (7)
5	ULM	SECN+	W, 15-3 (7)
7	PORTLAND	SECN+	W, 20-3 (7)
8	PORTLAND	SECN+	W, 10-0 (7)
9	PORTLAND	SECN+	W, 5-3
11	UCA	SECN+	W, 9-2
14	#13 Ole Miss *	SECN+	L, 10-6
15	#13 Ole Miss *	SECN+	W, 12-3
16	#13 Ole Miss *	SECN+	W, 12-9
18	ORAL ROBERTS	SECN+	W, 4-1
19	ORAL ROBERTS	SECN+	W, 16-0 (7)
21	SOUTH CAROLINA *	SECN+	W, 12-2 (7)
22	SOUTH CAROLINA *	SECN+	W, 12-3
23	SOUTH CAROLINA *	SECN+	W, 11-4
25	MISSOURI STATE	SECN+	L, 14-13 (10)
28	#14 Vanderbilt *	SECN	W, 9-0
29	#14 Vanderbilt *	SECN+	W, 6-4 (10)
30	#14 Vanderbilt *	SECN	W, 7-3

APRIL

1	GRAMBLING @	SECN+	W, 7-4
5	MISSOURI *	SECN	W, 21-3 (7)
6	MISSOURI * [DH-1]	SECN+	W, 14-4 (7)
6	MISSOURI * [DH-2]	SECN+	W, 16-2 (7)
8	ARKANSAS STATE	SECN	W, 7-3
11	#7 Georgia *	SECN+	W, 13-3
12	#7 Georgia *	SECN+	L, 7-6
13	#7 Georgia *	SECN+	L, 7-6 (12)
15	UAPB	SECN+	W, 13-3 (8)
17	TEXAS A&M *	SECN	L, 7-4
18	TEXAS A&M * [DH-1]	SECN+	W, 11-5
18	TEXAS A&M * [DH-2]	SECN+	L, 9-2
22	LITTLE ROCK	SECN+	W, 10-0 (7)
23	LITTLE ROCK	SECN	W, 4-0
25	Florida *	SECN+	L, 6-4
26	Florida *	SECN	W, 7-0
27	Florida *	SECN+	L, 9-5
29	Missouri State	ESPN+	Canceled

MAY

1	#1 TEXAS *	ESPN2	W, 9-0
2	#1 TEXAS *	SECN	W, 6-1
3	#1 TEXAS *	SECN+	W, 13-8
9	#3 LSU *	SECN+	L, 5-4 (10)
10	#3 LSU *	SECN	L, 13-3 (7)
11	#3 LSU *	SECN	3 p.m.
15	TENNESSEE *	ESPN2	7 P.M.
16	TENNESSEE *	SECN+	6:30 P.M.
17	TENNESSEE *	SECN	2 P.M.

All times Central; Home game in **BOLD**; * - SEC opponent

^ - Amegy Bank College Baseball Series (Globe Life Field in Arlington, Texas)

@ - Game played at CHI St. Vincent Field at Dickey-Stephens Park in North Little Rock, Ark.

GAME 52 ||| #7 ARKANSAS vs. #3 LSU ||| MAY 11

BATON ROUGE, LA. ||| ALEX BOX STADIUM ||| SEC NETWORK



40-11
17-9 SEC



40-11
17-9 SEC

ARKANSAS RAZORBACKS

In the Polls.....3 (BA) | 7 (D1Baseball)
.....1 (NCBWA) | 2 (PG) | 2 (USA Today)
Head Coach.....Dave Van Horn
Career Record.....1,507-708 (37th season)
Record at Arkansas.....922-468 (23rd season)

LSU TIGERS

In the Polls.....6 (BA) | 3 (D1Baseball)
.....3 (NCBWA) | 4 (PG) | 4 (USA Today)
Head Coach.....Jay Johnson
Career Record.....494-245 (13th season)
Record at LSU177-73 (4th season)

ON THE MOUND

Arkansas LHP Landon Beidelschies (4-0, 4.65 ERA)

vs.

LSU RHP Casan Evans (3-0, 1.24 ERA)

LEADING OFF

SERIES FINALE IN BATON ROUGE

- #7 Arkansas took a 13-3 loss in seven innings against #3 LSU Saturday night, dropping its penultimate SEC weekend series of the season in the process.
- First pitch in the series finale between the Razorbacks and Tigers at Alex Box Stadium is 3 p.m. Sunday, May 11, on SEC Network with Dave Neal (play-by-play) and Ben McDonald (analyst) on the call.

HERE'S THE SITUATION

- Arkansas enters the series finale tied for second in the SEC standings at 17-9, three games behind first-place Texas with four conference contests left.
- The Razorbacks, who have dropped the first two games of an SEC series for just the second time since 2021, are looking to avoid being swept for only the second time since 2021, and just the third time since the 2017 campaign.

THIS IS 40

- Arkansas is the only SEC team with eight straight 40-win seasons: 2017 (45 wins), 2018 (48 wins), 2019 (46 wins), 2021 (50 wins), 2022 (46 wins), 2023 (43 wins), 2024 (44 wins), 2025 (40 wins).
- Arkansas is also one of only two programs in the country, along with Southern Miss, to accomplish the feat in each of the last eight full seasons.

HISTORY LESSON

- Entering the series finale, Arkansas is 44-79 overall against LSU since 1960, with a 15-41 record in Baton Rouge.
- Under head coach Dave Van Horn, the Razorbacks are 30-46 overall and 11-21 in Baton Rouge against the Tigers.
- Following Saturday night's defeat, the Hogs are now 12-6 in their last 18 games against the Tigers since 2019.
- Entering the weekend, Arkansas had won four of its last five series against LSU, including a series win in Baton Rouge during the 2021 campaign.

CHASING THE 18-WIN MARK

- Arkansas has won 18 or more SEC games in each of the last seven full seasons: 2017 (18 SEC wins), 2018 (18 SEC wins), 2019 (20 SEC wins), 2021 (22 SEC wins), 2022 (18 SEC wins), 2023 (20 SEC wins) and 2024 (20 SEC wins).
- The Razorbacks, who are 17-9 through 26 SEC games this season, enter the series finale in Baton Rouge in need of just one more conference win to hit the 18-win mark in SEC play for the eighth consecutive season.
- LSU is the only other team in SEC history to record at least eight consecutive seasons of 18 or more SEC wins, accomplishing the feat in 10 consecutive seasons from 1996-2005.



ROOT PIG SOOIE

- **LHP Zach Root**, a transfer from ECU, has emerged as Arkansas' ace.
- Root went 6-2 with a 3.56 ERA and 76 strikeouts in 68.1 innings across 13 appearances, including 12 starts, on the mound during his stellar sophomore campaign at ECU in 2024, earning him a spot on the midseason watch list for the Golden Spikes Award.
- The Fort Myers, Fla., native recorded four quality starts last season, punctuated by a career-best seven-inning, 10-strikeout performance against Cal State Fullerton (March 2, 2024).
- Root entered the 2025 campaign with three preseason All-America accolades to his name, collecting national recognition from D1Baseball, NCBWA and Perfect Game this spring.
- Through his first 13 starts as a Razorback, Root has turned in a 6-3 record with a 3.88 ERA in a team-high 72.00 innings of work. The junior left-hander has struck out a team-leading 98 batters and limited opposing hitters to a meager .219 batting average.
- Root made his first start as a Razorback in game two of the Opening Day doubleheader against Washington State (Feb. 14), spinning five innings of one-run ball with eight strikeouts.
- In his second start of the season, Root matched his then-career high with 10 strikeouts vs. #22 TCU (Feb. 22) in the Amegy Bank College Baseball Series at Globe Life Field in Arlington, Texas, limiting the Horned Frogs to one run on just two hits and a pair of walks.
- Root racked up eight strikeouts in his start against Charlotte (March 1), 5.1 innings in the Hogs' win. He logged his first quality start of the season against Portland (March 6), spinning six shutout innings and once again matching his then-career high of 10 strikeouts.
- Root made his first Friday start in his first SEC start of the season on the road at #13 Ole Miss (March 14).
- In his second SEC start of the season, Root turned in Arkansas' first seven-inning complete game since 2017, firing seven innings of two-run ball with seven strikeouts against South Carolina (March 21) to collect his team-leading second quality start of the year.
- Root was fantastic on the road against #14 Vanderbilt (March 28) in his third SEC start, carrying a no-hitter into the fifth and working a then-career long 7.2 scoreless innings with seven strikeouts to help Arkansas toss its first combined three-hit shutout since 2024.
- The southpaw, who earned his first SEC Pitcher of the Week honor as a result of his dominant performance on the road at Vanderbilt, became the first Arkansas pitcher to record back-to-back starts of at least seven innings since RHP Connor Noland did so in 2022.
- Root's best outing of the season so far came against top-ranked Texas (May 1) as he twirled a career-long eight shutout innings with a career-high 11 strikeouts to lead Arkansas to a series-opening win.
- As a result of his dominant performance, Root was named SEC Pitcher of the Week for the second time this season and earned national pitcher of the week honors from the NCBWA and Perfect Game.
- Root carder his team-leading fifth quality start at #3 LSU (May 9) with six innings of two-run ball and six strikeouts on the mound.

CHEESE

- **LHP Landon Beidelschies**, a transfer from Ohio State went 6-7 with a 4.15 ERA and 91 strikeouts in 84.2 innings across 15 starts as the Buckeyes' Friday night starter as a sophomore in 2024.
- Known as "Cheese" by his teammates, the Canfield, Ohio, native, entered 2025 as a Perfect Game preseason All-American as well as a preseason All-SEC honoree from the league's 16 head coaches.
- Beidelschies made his Razorbacks debut against Washington State (Feb. 17), striking out seven over five innings of one-run ball.
- He made his first appearance of the season in a relief role vs. #22 TCU (Feb. 22) in the Amegy Bank College Baseball Series at Globe Life Field in Arlington, Texas, working 2.2 scoreless innings to help.
- The lefty logged his first quality start of the year against Charlotte (March 2), twirling 6.1 innings of one-run ball with seven strikeouts.

GET THE GACK

- Following a historic rookie campaign, **RHP Gabe Gaeckle** entered his sophomore campaign as one of college baseball's top pitchers.
- Prior to the 2025 season, the right-hander was named Baseball America's preseason SEC Pitcher of the Year, clinched consensus preseason All-America status from Baseball America, D1Baseball, NCBWA and Perfect Game and earned preseason first-team All-SEC recognition from the league's 16 head coaches.
- The Aptos, Calif., native was a unanimous first-team Freshman All-American in 2024 after he made 22 relief appearances for Arkansas and posted a 3-3 record with a 2.32 ERA, 57 strikeouts and a team-leading seven saves in 42.2 innings of work.
- Gaeckle became the fifth Razorback freshman pitcher since 2003, Dave Van Horn's first year, to record five or more saves in a season:

Year	Pitcher	Saves
2024	RHP Gabe Gaeckle	7
2023	RHP Gage Wood	5
2022	RHP Brady Tygart	8
2011	RHP Nolan Sanburn	8
2010	RHP DJ Baxendale	7

- Gaeckle made his first career start on the mound in game one of the Opening Day doubleheader against Washington State (Feb. 14), firing five shutout innings with seven strikeouts in the Hogs' win.
- In his second start, Gaeckle worked a career-long 5.2 innings vs. Kansas State (Feb. 22) in the Amegy Bank College Baseball Series at Globe Life Field in Arlington, Texas, and struck out a pair.
- Making his first career SEC start at #13 Ole Miss (March 15), Gaeckle racked up a career-high eight strikeouts over four innings of work.
- The right-hander matched his career long with 5.2 innings of two-run ball and seven strikeouts in a start at #14 Vanderbilt (March 29) to lead Arkansas to its first series sweep in Nashville since 1994.
- Working in relief for the first time this season, Gaeckle tossed a career long-tying 5.2 innings of one-run ball with a career high-matching eight strikeouts against Texas A&M (April 18).
- Since returning to the bullpen, Gaeckle sports a 1.17 ERA with 20 strikeouts in 15.1 innings across four appearances in relief.

GOT THAT WOOD

- **RHP Gage Wood** has worked in a variety of roles on the Razorback pitching staff throughout his career at Arkansas.
- As a true freshman in 2023, Wood was Arkansas' closer, going 2-0 with a 4.80 ERA, 42 strikeouts and a team-leading five saves in 30.0 innings of work to earn a spot on the Freshman All-SEC Team.
- As a sophomore in 2024, the Batesville, Ark., native made 22 appearances, including three starts, and posted a 3-2 record with a 4.46 ERA, 56 strikeouts and two saves in 40.1 innings of work.
- Now as a junior in 2024, Wood was thrust into the starting rotation.
- The hard-throwing right-hander made his first start of the season on the mound against Washington State (Feb. 15), striking out a career-high seven over five innings of two-run ball.
- In his second start of the year, Wood went up against Michigan (Feb. 23) in the Amegy Bank College Baseball Series at Globe Life Field in Arlington, Texas, and was carving through the Wolverine lineup with six strikeouts in two innings before leaving the game with an injury.
- Wood went 54 days before returning to the mound, making his first start back in the doubleheader against Texas A&M (April 18). In his second start back on the mound, Wood struck out five over three shutout innings at Florida (April 26).
- The right-hander racked up a career-high nine strikeouts over four innings of one-run ball against #1 Texas (May 2), his third start back.

THE PRIZED ONE

- **INF Wehiwa Aloy**, whose name means “the prized one” in Hawaiian, leads the Razorback offense with his swagger on and off the field.
- Aloy, one of two Hogs named to this year’s preseason watch list for the Golden Spikes Award, started all 60 games at shortstop for the Razorbacks in 2024, his first season at Arkansas after transferring in from Sacramento State following his freshman campaign.
- The Wailuku, Hawai’i, native slashed .270/.355/.485 with a team-high 14 home runs and 56 RBI, finishing his sophomore campaign as the team leader in runs scored (45), multi-RBI games (11), stolen bases (7) and consecutive games reached base safely (31).
- Through 51 games this season, Aloy is slashing a team-leading .370/.455/.697 with 17 home runs and 53 RBI. The Razorbacks’ star shortstop leads the team in nearly every major offense category, including extra-base hits (34) and total bases (147).
- Aloy was one of 45 players named to the midseason watch list for the Golden Spikes Award. He is the ninth Razorback in program history selected to the Golden Spikes Award midseason watch list, and the first Arkansas position player to accomplish the feat since infielder Brian Anderson in 2014.

KUHIO KRUSH

- **INF/OF Kuhio Aloy**, the BYU transfer, has quickly established himself as one of the most dangerous hitters in college baseball.
- The Hogs’ primary designated hitter is slashing .356/.431/.634 with 13 home runs, tied for second most on the team, and a team-leading 66 RBI in 47 games. Aloy is tied for second on the team in doubles (14) and is third in hits (68) and total bases (121) this season.
- Kuhio leads the team in multi-RBI game (18) and is third in multi-hit games (19). He recorded seven consecutive games with multiple hits from Feb. 25-March 7, including a career high-tying four hits against Grambling on Feb. 25 before he drove in a career-high six RBI against ULM on March 4.

BASH BRADDAHS

- Wehiwa and Kuhio Aloy, who have homered in the same game three times this seasons, accomplished a rare feat by each hitting a homer in the same inning vs. Kansas State (Feb. 21) in the Amegy Bank College Baseball Series at Globe Life Field in Arlington, Texas.
- The brothers did it once again at #13 Ole Miss (March 15), clobbering back-to-back home runs in the fifth inning of the Razorbacks’ win.
- According to Elias Sports Bureau, only seven pairs of brothers since 1900 have each hit a home run in the same inning in MLB history.
- Only two sets of brothers (B.J. and Justin Upton for the Atlanta Braves in 2013; Lloyd and Paul Waner for the Pittsburgh Pirates in 1938) have hit back-to-back home runs in MLB history.

ALLEZ DAVALAN

- **OF Charles Davalan**, the FGCU transfer, has made his case as one of the best leadoff hitters in all of college baseball.
- The Montreal, Canada, native is slashing .352/.433/.587 with 13 home runs, second most on the Razorbacks, and 51 RBI through 51 games.
- The Arkansas outfielder is currently second on the team in hits (75), runs scored (62) and multi-hit games (23). He is also fourth on the Razorbacks in multi-RBI games (12) this season.
- Through 51 games, Davalan has more walks (27) than strikeouts (19).
- Davalan spent his true freshman season at FGCU, where he slashed .288/.413/.514 with 10 home runs and 37 RBI in 2024. He scored a team-leading 66 runs, totaled 64 hits, including 16 doubles and two triples, drew 28 walks and went 13-for-18 in stolen base attempts.

AUSSIE, AUSSIE, AUSSIE

- Highly touted junior-college prospect **INF Brent Iredale** has provided big pop since arriving at Arkansas in the fall. Through 51 games as a Razorback, Iredale is slashing .292/.455/.578 with 12 home runs and 53 RBI, tied for second most on the team, this year.
- Iredale powered the Razorbacks to an Opening Weekend series win against Washington State, slashing a team-leading .467/.526/.933 with two home runs and nine RBI over four games.
- The Sydney, Australia, native, making his Arkansas debut after beginning his collegiate career at New Mexico JC, became the first Razorback with nine RBI in a season-opening series since OF Heston Kjerstad accomplished the feat on Opening Weekend in 2020.
- Iredale also turned in a historic day at the plate against Portland (March 7), going 3-for-3 with two home runs and eight RBI to become the first Razorback with eight RBI in a game since Rodney Nye accomplished the feat against ORU on April 14, 1999.
- The Razorback third baseman was one RBI shy of matching Ryan Lundquist’s single-game program record of nine RBI, which he accomplished against Central Missouri State on March 4, 1997.

YES I CAM

- **INF Cam Kozeal**, the Vanderbilt transfer, has emerged as an offensive threat in the Arkansas lineup. The sophomore infielder is slashing .339/.387/.621 with 12 home runs and 53 RBI, tied for second most on the Razorbacks, through 46 games this season.
- In SEC play, Kozeal is slashing .340/.393/.670 with nine home runs and a team-leading 39 RBI through 26 games with 24 starts.
- Kozeal was named the SEC Player of the Week after powering the Razorbacks to a weekend series sweep against Missouri (April 5-6) and leading the SEC in nearly every major offensive category, including hits (9), doubles (3), RBI (13), total bases (18), on-base percentage (.706) and slugging percentage (1.385), in Week 8.
- Led by Kozeal, who accounted for 13 RBI in the series and single-handedly outscored Missouri (9) in the sweep, the Hogs set their program record for runs in an SEC series (51).

JIMMY

- **RHP Aiden Jimenez**, a transfer from Oregon State, was on track to crack the Beavers’ weekend rotation last year before he suffered a season-ending injury and, ultimately, transferred to Arkansas.
- Now healthy, Jimenez has emerged as crucial piece of the Razorback bullpen this season, logging a 4-1 record with a 2.32 ERA and 32 strikeouts over a team-leading 31.0 innings in relief.
- As a freshman at Oregon State in 2023, he appeared in 22 games and went 5-2 with a 5.68 ERA and 35 strikeouts in 38.0 innings. The right-hander carded his best outing of that season against Sam Houston (June 4, 2023) in the NCAA Baton Rouge Regional, throwing a season-long six shutout innings in relief and striking out a season-high six to send Oregon State to the regional championship.

RETURN OF THE MAC (AGAIN)

- Veteran **RHP Will McEntire** has pitched in 80 career games with 20 starts, racking up 228 strikeouts over 218.1 innings of work.
- His 228 career strikeouts are ninth most by a Razorback in program history. McEntire is four shy of tying Golden Spikes Award winner RHP Kevin Kopps (2017-21) for seventh most in program history.

Rank	Career SO	Player
7.	232	Kevin Kopps (2017-21)
8.	229	Charley Boyce (2003-06)
9.	228	Will McEntire (2020-pres.)



Arkansas, the first team to 40 wins in 2025, has recorded **373 overall wins** since 2017. The Hogs are the winningest program in all of college baseball in that span.

MACHINE OF CONSISTENCY

- Since the start of the 2017 season, Arkansas is the winningest college baseball program in the country (as of May 11, 2025).

Team	Total Wins ('17 - '18 - '19 - '20 - '21 - '22 - '23 - '24 - '25)
Arkansas	373 (45 - 48 - 46 - 11 - 50 - 46 - 43 - 44 - 40)
Tennessee	361 (27 - 29 - 40 - 15 - 50 - 57 - 44 - 60 - 39)
Oregon State	359 (56 - 55 - 36 - 5 - 37 - 48 - 41 - 45 - 37)
Southern Miss	359 (50 - 44 - 40 - 12 - 40 - 47 - 46 - 43 - 37)
LSU	358 (52 - 39 - 40 - 12 - 38 - 40 - 54 - 43 - 40)
Florida	353 (52 - 49 - 34 - 16 - 38 - 42 - 54 - 36 - 34)
East Carolina	347 (32 - 44 - 47 - 13 - 44 - 46 - 47 - 46 - 28)
Vanderbilt	346 (36 - 35 - 59 - 13 - 49 - 39 - 42 - 38 - 35)
Dallas Baptist	340 (42 - 42 - 43 - 12 - 41 - 34 - 47 - 45 - 35)
Clemson	324 (42 - 47 - 35 - 14 - 25 - 35 - 44 - 44 - 38)
Texas Tech	322 (45 - 45 - 46 - 16 - 39 - 39 - 41 - 33 - 18)

- Under Dave Van Horn, who is in his 23rd year as the Razorbacks' head coach, Arkansas has tallied seven 45-win seasons.

Season	Total Wins
2004	45
2012	46
2017	45
2018	48
2019	46
2021	50
2022	46

- Excluding the shortened 2020 season, the Razorbacks are the only SEC team, and one of only two teams in the country (also Southern Miss), to record 40-plus wins in each of the last eight full seasons.

Season	Overall Wins	SEC Wins
2017	45	18
2018	48	18
2019	46	20
2021	50	22
2022	46	18
2023	43	20
2024	44	20
2025	40	17

IT JUST MEANS MORE WINS

- By going 11-1 through its first 12 SEC games, Arkansas has started 8-4 or better in SEC play in eight consecutive seasons (2017-present).
- It represents the best stretch of starting 8-4 or better in SEC play by a team since LSU did so in eight consecutive seasons from 1991-98.
- Arkansas, winners of a program-record 12 consecutive SEC games in 2025, has won 18 or more SEC games in seven consecutive seasons.
- LSU is the only other team in SEC history to record at least seven consecutive seasons of 18-plus SEC victories (10 from 1996-2005).

THE BIG 2-0

- Arkansas has finished with 20 or more SEC victories in a season five times in program history, including four times under Dave Van Horn.

Year	SEC Record (Finish)
1999	22-8 (SEC overall champions)
2019	20-10 (SEC Western Division champions)
2021	22-8 (SEC overall champions)
2023	20-10 (SEC overall champions)
2024	20-10 (SEC Western Division champions)

- Arkansas reached the 20-win mark in SEC play in back-to-back seasons in 2023 and 2024 for the first time in program history.
- Arkansas, which has reached the 20-win mark in SEC play in four of the last five full seasons, is the first team since LSU between 1994-97 to post four 20-win SEC campaigns in five years.

GONE STREAKING

- Arkansas has recorded 11 winning streaks of 10 or more games since head coach Dave Van Horn took over at the helm of the program.

Winning Streak	Dates
16	March 7, 2020-March 13, 2021
15	Feb. 25-March 22, 2024
15	March 1-28, 2023
13	April 3-23, 2010
12	Feb. 14-March 11, 2025
12	March 5-25, 2022
12	Feb. 11-March 8, 2005
11	March 26-April 12, 2024
10	May 16-June 5, 2021
10	March 4-21, 2012
10	Feb. 11-March 5, 2003

- The Razorbacks' 15-game winning streaks in 2023 and 2024 were their longest in-season winning streak of the Van Horn era.
- They were also the longest in-season winning streaks in program history since the Hogs won the first 18 games of the 1996 season.

MIDWEEK MAGIC

- The Hogs, who finished 11-1 in midweek games in 2025, had won 18 consecutive midweek matchups before their streak was snapped in a 14-13 extra-inning loss against Missouri State on March 25, 2025.
- Arkansas completed the 2024 season 12-0 in midweek games, posting an unbeaten midweek record for the first time since 2005.
- In 2024, the Razorbacks secured midweek wins against Grambling, UCA, Oral Roberts, Little Rock, Arkansas State and UAPB as well as three two-game midweek series sweeps over San Jose State, Texas Tech and Missouri State to finish with a perfect 12-0 midweek record.
- In 2005, Dave Van Horn's third season as head coach, Arkansas went 9-0 in midweek games, including two wins against Centenary, two wins against Missouri State, two wins against Northern Colorado, two wins against Oral Roberts and one win against Oklahoma State.

30 SEASONS OF BAUM-WALKER STADIUM

- The 2025 campaign marks the 30th season in the history of Baum-Walker Stadium, which opened in 1996. Arkansas maintains an all-time record of 726-246 (.747) in the stadium's 30-year history.
- Arkansas went 34-5 inside the friendly confines of Baum-Walker Stadium during the 2024 season, powered by a program record-tying 27-game winning streak at home from Feb. 19-April 27.
- Excluding 2020, Arkansas has won 28 or more home games in eight straight seasons, including a program-best 34 wins in 2018 and 2024.

Year	Home Record	Overall Record (Postseason)
2017	29-8	45-19 (Regional)
2018	34-4	48-21 (College World Series)
2019	33-7	46-20 (College World Series)
2021	30-8	50-13 (Super Regional)
2022	28-7	46-21 (College World Series)
2023	32-6	43-18 (Regional)
2024	34-5	44-16 (Regional)
2025	30-3	TBD

HOME SWEET BAUM-WALKER

- In order of winning percentage, here are the Razorbacks' top records at home since Baum-Walker Stadium opened in 1996.

Year	Home Record	Winning Percentage
2025	30-3	.909
2018	34-4	.895
2024	34-5	.872
2023	32-6	.842
2019	33-7	.825
2004	31-7	.816
2022	28-7	.800

BIG INNINGS

- Through 50 games this season, Arkansas boasts an SEC-leading 26 innings of five or more runs, including a pair of 10+ run innings.

5	6	7	8	9	10+	Total
11	6	5	2	0	2	26

J.B. & JOHNELLE HUNT FAMILY BASEBALL DEVELOPMENT CENTER

- The J.B. & Johnelle Hunt Family Baseball Development Center is a 49,000-square foot baseball performance facility, providing student-athletes with an expanded locker room, team meeting room, strength & conditioning center, training room, nutrition center, pitching development center and an in-venue batting tunnel.
- The one-of-a-kind facility, which opened ahead of the 2022 campaign, sits in the right-field corner of Baum-Walker Stadium.
- It also includes a tunnel to connect the facility to the first-base dugout and postgame press conference room.



The \$27 million, 49,000-square foot **J.B. & Johnelle Hunt Family Baseball Development Center** is the only one of its kind in all of college baseball.



PROHOGS

- Five (5) former Razorbacks were listed on 2025 Major League Baseball Opening Day rosters.

Player	Team	Draft Year
Jalen Beeks	Arizona Diamondbacks	2014
Andrew Benintendi	Chicago White Sox	2015
Heston Kjerstad	Baltimore Orioles	2020
Ryne Stanek	New York Mets	2013
Trevor Stephan*	Cleveland Guardians	2017

(* = injured list)

- Six (6) former Razorbacks have won a World Series championship:

Player	Team	Year
Dick Hughes	St. Louis Cardinals	1967
Eric Hinske (2x)	Boston Red Sox	2007
	New York Yankees	2009
Dallas Keuchel	Houston Astros	2017
Andrew Benintendi	Boston Red Sox	2018
Drew Smyly	Atlanta Braves	2021
Ryne Stanek	Houston Astros	2022

MLB DRAFT FACTS

- Arkansas has had at least one player selected in each of the past 50 MLB drafts dating back to 1975.
- The Razorbacks have had double-digit players selected in a single draft on three occasions: 1985 (10), 2013 (11) and 2018 (11).
- Since 2018, Nate Thompson's first season, no school in the country has had more overall draft selections than Arkansas (53).
- Under Matt Hobbs, Arkansas has had 23 pitchers selected in the MLB draft, including 16 pitchers taken in the first 10 rounds, since 2019.

BATTING AVG (MIN. 95 AB)

	AVG	Player	Year
1.	.429	Zack Cox	2010
2.	.425	Jeremy Jackson	1997
3.	.417	Bill Dorothy	1969
4.	.398	Matt Erickson	1997
5.	.397	Ryan Lundquist	1997
	.397	Ralph Kraus	1986
7.	.393	Jim Kremers	1987
8.	.391	Matt Erickson	1996
9.	.387	Greg D'Alexander	1990
	.387	Dave Patterson	1986

	.370	Wehiwa Aloy	2025

AT BATS

	AB	Player	Year
1.	283	Casey Martin	2019
2.	281	Eric Cole	2018
3.	275	Cayden Wallace	2022
4.	269	Rodney Nye	1999
5.	267	Dominic Fletcher	2018
6.	266	Heston Kjerstad	2019
7.	265	Dominic Fletcher	2019
8.	264	Tim Carver	2012
9.	263	Joe Jester	1999
10.	262	Heston Kjerstad	2018
	262	Ryan Lundquist	1999

	213	Charles Davalan	2025
	211	Wehiwa Aloy	2025

HITS

	Hits	Player	Year
1.	102	Zack Cox	2010
2.	97	Matt Erickson	1996
3.	94	Matt Erickson	1997
	94	Jeremy Jackson	1997
	94	Jim Kremers	1987
6.	93	Jeff King	1985
7.	92	Ryan Lundquist	1997
8.	91	Andy Skeels	1987
	91	Ralph Kraus	1986
	91	Dave Patterson	1986

	78	Wehiwa Aloy	2025
	75	Charles Davalan	2025

SINGLES

	1B	Player	Year
1.	78	Zack Cox	2010
2.	68	Matt Erickson	1996
3.	67	Tom Pagnozzi	1983
4.	66	Scott Pose	1989
	66	Dave Patterson	1986
	66	Dave Patterson	1985
7.	64	Jason McConnell	1996
8.	62	Tim Carver	2012
9.	60	Casey Martin	2018
	60	Casey Rowlett	2004
	60	Matt Erickson	1997
	60	Kenderick Moore	1995
	60	Kirk Piskor	1990
	60	Greg D'Alexander	1989

	44	Wehiwa Aloy	2025
	42	Charles Davalan	2025

DOUBLES

	2B	Player	Year
1.	28	Jim Kremers	1987
2.	27	Eric Hinske	1998
	27	Matt Erickson	1997
	27	Ralph Kraus	1986
5.	26	Jeff King	1985
6.	25	Trevor Ezell	2019
	25	Andrew Wishy	2003
	25	Andy Skeels	1987
9.	24	Dominic Fletcher	2019
	24	Rodney Nye	1998
	24	Matt Erickson	1996
	24	Kelly Zane	1987

	16	Wehiwa Aloy	2025

HOME RUNS

	HR	Player	Year
1.	24	Ryan Lundquist	1997
2.	22	Brett Eibner	2010
	22	Danny Hamblin	2007
4.	20	Andrew Benintendi	2015
	20	Chad Spanberger	2017
	20	Rodney Nye	1999
7.	19	Andy Wilkins	2009
	19	Ryan Fox	2003
9.	18	Andy Skeels	1987
10.	17	Wehiwa Aloy	2025
	17	Heston Kjerstad	2019
	17	Danny Hamblin	2006
	17	Michael Conner	2002
	17	Eric Hinske	1997
	17	Jeff King	1986
	17	Jeff King	1985
	17	Kevin McReynolds	1980

SLUGGING PCT (MIN. 150 AB)

	SLG	Player	Year
1.	.819	Ryan Lundquist	1997
2.	.802	Jeff King	1986
3.	.763	Andy Skeels	1987
4.	.734	Ralph Kraus	1986
5.	.723	Kevin McReynolds	1980
6.	.718	Brett Eibner	2010
7.	.717	Andrew Benintendi	2015
8.	.701	Jeremy Jackson	1997
	.701	Jeff King	1985
10.	.697	Wehiwa Aloy	2025

RUNS

	Runs	Player	Year
1.	87	Eric Hinske	1997
2.	86	Matt Erickson	1997
3.	83	Ryan Lundquist	1997
4.	78	Jason McConnell	1996
5.	76	Joe Jester	1999
6.	72	Trevor Ezell	2019
	72	Dave Patterson	1986
8.	71	Jason McConnell	1997
	71	Scott Loseke	1983
10.	70	Andy Skeels	1987

	68	Wehiwa Aloy	2025
	62	Charles Davalan	2025

RBI

	RBI	Player	Year
1.	82	Jeff King	1985
2.	78	Rodney Nye	1999
	78	Ryan Lundquist	1997
4.	76	Eric Hinske	1997
	76	Jim Kremers	1987
	76	Andy Skeels	1987
7.	72	Jeremy Jackson	1997
8.	71	Brett Eibner	2010
	71	Casey Coon	2007
	71	Eric Hinske	1998

	66	Kuhio Aloy	2025
	53	Wehiwa Aloy	2025
	53	Brent Iredale	2025
	53	Cam Kozeal	2025
	51	Charles Davalan	2025

TOTAL BASES

	TB	Player	Year
1.	190	Ryan Lundquist	1997
2.	184	Andy Skeels	1987
3.	178	Jeff King	1985
4.	168	Ralph Kraus	1986
5.	167	Rodney Nye	1999
6.	162	Andrew Benintendi	2015
7.	161	Collin Kuhn	2010
8.	159	Kevin McReynolds	1980
9.	158	Jim Kremers	1987
10.	155	Casey Martin	2019
	155	Brett Eibner	2010
	155	Eric Hinske	1997
	155	Jeremy Jackson	1997

	147	Wehiwa Aloy	2025

EXTRA-BASE HITS

	EBH	Player	Year
1.	50	Andy Skeels	1987
2.	48	Ryan Lundquist	1997
3.	47	Jeff King	1985
4.	46	Ralph Kraus	1986
5.	42	Jim Kremers	1987
	42	Jeff King	1986
7.	40	Casey Martin	2019
8.	39	Brett Eibner	2010
	39	Rodney Nye	1999
	39	Rodney Nye	1998

	34	Wehiwa Aloy	2025

HIT BY PITCH

	HBP	Player	Year
1.	25	Collin Kuhn	2010
2.	22	Joe Jester	1999
3.	21	Casey Coon	2007
4.	18	Brent Iredale	2025
	18	Heston Kjerstad	2018
	18	Michael Bernal	2014
	18	Michael Conner	2002
	18	Jack Welsh	2000
9.	17	Brady Toops	2004
10.	16	Jace Bohrofen	2023
	16	Zack Gregory	2022
	16	Collin Kuhn	2011
	16	Jack Welsh	1998

WALKS

	BB	Player	Year
1.	68	Scott Loseke	1983
2.	58	Gary Jones	1982
3.	57	Jeff King	1986
4.	54	Tim Thomas	1990
5.	53	Mark Burnett	1999
6.	50	Ben McLaughlin	2024
	50	Andrew Benintendi	2015
	50	Jake Dugger	2004
9.	49	Chase Leavitt	2009
10.	48	Andy Wilkins	2009
	48	Tim Thomas	1992

	36	Brent Iredale	2025

SACRIFICE FLIES

	SF	Player	Year
1.	12	Greg D'Alexander	1989
2.	9	Eric Hinske	1997
3.	8	Robert Moore	2021
	8	Jacob Nesbit	2019
	8	Brian Anderson	2014
	8	Jack Welsh	1999
7.	7	Brent Iredale	2025
	7	Heston Kjerstad	2018
	7	Jax Biggers	2018
	7	Luke Bonfield	2017
	7	Tyler Spoon	2015
	7	Scott Hode	2004
	7	Allen Williams	1994
	7	Kyle Harris	1992
	7	Jeff King	1986
	7	Doyle Wilson	1985
	7	Kevin McReynolds	1979

* Current players in bold

At-Bats

Game: 67, Texas A&M - 5/5/89

Rank	Total	Year / Games	Avg./Gm
1.	2,402	2004 / 69	34.81
2.	2,347	2018 / 69	34.01
3.	2,339	1999 / 65	35.98
4.	2,279	2019 / 66	34.53
5.	2,277	2022 / 67	33.99
6.	2,276	2010 / 64	35.56
7.	2,273	1987 / 68	33.43
8.	2,247	2012 / 68	33.04
9.	2,233	1989 / 67	33.33
10.	2,207	2009 / 65	33.95

	1,706	2025 / 51	33.45

Batting Average

Rank	Total (H/AB)	Year/Games
1.	.341 (723/2118)	1997 / 56
2.	.334 (593/1775)	1984 / 56
3.	.326 (740/2273)	1987 / 68
4.	.325 (548/1995)	1990 / 62
5.	.321 (704/2192)	1985 / 66
6.	.316 (666/2110)	1998 / 59
7.	.315 (538/1706)	2025 / 51
8.	.313 (655/2123)	1996 / 59
9.	.312 (525/1681)	1982 / 57
	.312 (533/1707)	1981 / 52

Runs

Inning: 14, Saint Louis (1st) - 4/7/10

Game: 33, Southwest Baptist - 3/21/84

Rank	Total	Year / Games	Avg./Gm
1.	589	1997 / 56	10.52
2.	575	1987 / 68	8.46
3.	543	1985 / 66	8.23
4.	529	1999 / 65	8.14
5.	498	1998 / 59	8.44
6.	491	2019 / 66	7.44
7.	483	2021 / 63	7.67
8.	482	2018 / 69	6.99
	482	1988 / 62	7.77
10.	481	2010 / 64	7.52
	481	2007 / 64	7.52

	461	2025 / 51	9.04

Hits

Game: 32, Southwest Baptist - 3/21/84

Rank	Total	Year / Games	Avg./Gm
1.	740	1987 / 68	10.88
2.	723	1997 / 56	12.91
3.	705	1999 / 65	10.85
4.	704	1985 / 66	10.66
5.	697	2010 / 64	10.89
	697	2004 / 69	10.10
7.	695	2018 / 69	10.07
8.	686	1989 / 67	10.24
9.	679	2019 / 66	10.29
10.	666	1998 / 59	11.29

	538	2025 / 51	10.55

Home Runs

Game: 9, Grambling State - 6/4/10

Rank	Total	Year / Games	Avg./Gm
1.	109	2021 / 63	1.73
2.	106	2022 / 67	1.58
3.	104	2025 / 51	2.04
3.	98	2018 / 69	1.42
4.	92	2023 / 61	1.51
	92	2010 / 64	1.44
6.	88	2019 / 66	1.33
7.	87	2024 / 60	1.45
8.	84	1999 / 65	1.29
9.	83	2017 / 64	1.30
10.	80	2009 / 65	1.23
	80	1997 / 56	1.43

RBI

Game: 30, 3x, last vs. Bucknell - 2/17/18

Rank	Total	Year / Games	Avg./Gm
1.	525	1997 / 56	9.38
2.	498	1987 / 68	7.32
3.	473	1999 / 65	7.28
4.	470	1985 / 66	7.12
5.	459	1998 / 59	7.78
6.	458	2019 / 66	6.94
7.	452	2018 / 69	6.55
8.	449	2010 / 64	7.01
9.	443	2022 / 67	6.61
10.	433	2025 / 51	8.49
	433	2021 / 63	6.87
	433	2007 / 64	6.77

Walks

Game: 19, vs. Alabama A&M - 3/12/13

Rank	Total	Year / Games	Avg./Gm
1.	361	1985 / 66	5.47
2.	360	2021 / 63	5.71
3.	355	1987 / 68	5.22
4.	325	2022 / 67	4.85
	325	1999 / 65	5.00
6.	324	2018 / 69	4.70
7.	321	2023 / 61	5.26
	321	2019 / 66	4.86
9.	309	1990 / 62	4.98
10.	304	2004 / 69	4.41

	266	2025 / 51	5.22

Total Bases

Rank	Total	Year / Games	Avg./Gm
1.	1,198	1987 / 68	17.62
2.	1,189	1997 / 56	21.23
3.	1,133	1985 / 66	17.17
4.	1,125	2010 / 64	17.58
5.	1,124	1999 / 65	17.29
6.	1,115	2019 / 66	16.89
7.	1,114	2018 / 69	16.14
8.	1,095	2022 / 67	16.34
9.	1,047	1998 / 59	17.75
10.	1,012	1989 / 67	15.10

	963	2025 / 51	18.88

Slugging Percentage

Rank	Total	Year / Games
1.	.564	2025 / 51
2.	.561	1997 / 56
3.	.527	1987 / 68
4.	.517	1985 / 66
5.	.504	1984 / 56
6.	.496	1998 / 59
7.	.494	2010 / 64
8.	.489	2019 / 66
9.	.488	1988 / 62
10.	.486	1990 / 62

Sacrifice Flies

Rank	Total	Year / Games
1.	42	2018 / 69
	42	1995 / 61
3.	40	1986 / 60
4.	37	1991 / 62
	37	1989 / 67
6.	36	2014 / 65
	36	2021 / 63
8.	34	2007 / 64
	34	2004 / 69
10.	33	2023 / 61

	25	2025 / 51

Hit By Pitches

Rank	Total	Year / Games
1.	107	2007 / 64
2.	94	2003 / 57
3.	93	2010 / 64
4.	90	1999 / 65
5.	89	2002 / 63
6.	85	2014 / 65
7.	77	2023 / 61
8.	74	2025 / 50
	74	2005 / 61
10.	72	2022 / 67
	72	2000 / 64

* Current season in bold



Headlined by pitchers Landon Beidelschies and Zach Root, Arkansas' **transfer portal class** entering the 2025 season was ranked No. 2 in the country by Baseball America.

HOGS' TRANSFER PORTAL CLASS RANKED NO. 2 BY BASEBALL AMERICA

- Arkansas' transfer portal class coming into the 2025 season was ranked No. 2 in the country by Baseball America.
- The publication's top 100 transfer portal rankings feature eight Hog newcomers, including one in the top 10 and four among the top 50.
- The list includes **LHP Landon Beidelschies** (No. 9), **LHP Zach Root** (No. 13), **INF Camden Kozeal** (No. 26), **OF Charles Davalan** (No. 33), **OF Logan Maxwell** (No. 52), **INF/OF Rocco Peppi** (No. 65), **OF Carson Boles** (No. 93) and **INF Michael Anderson** (No. 98).
- In its summary of Arkansas' transfer class, Baseball America writes:

2. Arkansas

No. of top 100 transfers: 8

It was a disappointing end to the season for Arkansas, who—as the No. 4 national seed—saw its season end on its home turf following an upset loss in regional play to Southeast Missouri. The Razorbacks coaching staff entered the offseason with serious work to do as it pertained to both adding and replacing talent, and their transfer class is perhaps the best to come to Fayetteville in the portal era.

*They lost their entire rotation—Hagen Smith, Brady Tygart and Mason Molina—to the draft, but they added two of the best lefthanders in the portal in **Landon Beidelschies** (6-7, 4.15 ERA) and **Zach Root** (6-2, 3.56 ERA). Both will assume a weekend role this spring, and Arkansas has a bevy of weapons who will battle it out for the third starter spot. For as impressive a duo as Beidelschies and Root are, this class really shines positionally.*

Charles Davalan (.288/.413/.514) has no shortage of tools packed into his compact frame, and the Florida Gulf Coast product will likely be the team's everyday center fielder. Infielder **Camden Kozeal** (.284/.349/.439) will almost certainly start at second base, while a handful of other position players will be in the mix for starting roles. After a stunning end to 2024, Arkansas again has the look of a team that will be competing for a national championship.

POWERED BY THE PORTAL

- Head coach Dave Van Horn and the Hogs took full advantage of the transfer portal prior to the 2025 campaign, adding nine Division I transfer and one Division II transfer to the roster in the offseason.

Player	Former School(s)
INF/OF Kuhio Aloy	BYU
INF Michael Anderson	Rhode Island
LHP Landon Beidelschies	Ohio State
OF Carson Boles	Lincoln Memorial (DII)
OF Charles Davalan	FGCU
RHP Aiden Jimenez	Oregon State
INF Cam Kozeal	Vanderbilt
OF Logan Maxwell	TCU
INF/OF Rocco Peppi	Long Beach State/Fresno State
LHP Zach Root	ECU

- D1Baseball Top 85 Impact Transfer Pitchers
No. 2 - **LHP Zach Root**
No. 5 - **LHP Landon Beidelschies**

- D1Baseball Top 50 Impact Transfer Hitters
No. 13 - **OF Charles Davalan**
No. 16 - **OF Logan Maxwell**
No. 18 - **INF Cam Kozeal**
No. 49 - **INF/OF Kuhio Aloy**

- From D1Baseball: Portal Pitchers with Breakout Potential

Zach Root, East Carolina to Arkansas - One of the top prospects in the 2025 draft class, Root started 12 games and appeared in 13 for ECU last season posting a 3.56 ERA in 68.1 innings of work. The 6-foot-1, 185-pounder also struck out 76 and walked 21. The left-hander potentially has one of the best arsenals in the nation, and what you see is what you get. It's an off-speed over fastball package, and he throws four of them average or better (change-up, curveball, cutter, slider). The best of the bunch is the curveball. It has two-plane shape at 79 mph with a total vertical depth of -55" which is comparable to current Major Leaguers Cole Ragans and DL Hall and would place him 20th of current qualified Major League left-handed starter pitchers. He also drew a 48% whiff rate with a .057 xwOBA against this breaker in 2024. His cutter (86-87 mph) and slider (83-85) profiles are very similar with about an inch of horizontal separation and four inches of vertical separation, and both drew strong whiff rates and ball-in-play results. There's a strong pronation bias with his two-seam 91-94 mph fastball that he throws 47% of the time and his low-80s change-up (22% usage) both carry significant arm-side profiles. There's little doubt in our minds that this arsenal, and the accompanying pitchability, translate to immediate success in the SEC, as well as professional baseball. – David Seifert/D1Baseball

JUCO BANDITS

- Arkansas also added a pair of big-name junior college products in **INF Brent Iredale** (New Mexico JC) and **OF Justin Thomas Jr.** (Florida SouthWestern State) to its roster during the offseason.
- D1Baseball Top 50 Impact JUCO Transfer Hitters
No. 2 - **INF Brent Iredale**
No. 12 - **OF Justin Thomas Jr.**



Featuring eight top 100 transfers and four top 500 freshmen, Arkansas' **newcomer class** entering the 2025 season was ranked No. 3 in the country by Baseball America.

HOGS' NEWCOMER CLASS RANKED NO. 3 BY BASEBALL AMERICA

- Arkansas' newcomer class coming into the 2025 season was ranked No. 3 in the country by Baseball America.
- To get the most accurate read on which college programs have the best incoming talent on their roster heading into 2025, the publication combined each program's transfer haul and recruiting class to come up with an overall ranking of newcomers.
- Baseball America's top 100 transfer portal rankings feature eight Razorback newcomers, including one in the top 10 and four among the top 50, and its top 500 draft rankings include four freshman.
- In its summary of Arkansas' newcomers, Baseball America writes:

3. Arkansas

Top 100 transfers: 8

BA 500 freshmen: 4

Arkansas has a lengthy track record of bringing impact talent to campus, and this year is no different. On top of a fantastic portal haul that includes eight of the top 100 transfers, the Razorbacks bring to campus a quartet of players who ranked on the final iteration of the BA 500.

Left-handers **Landon Beidelschies** (6-7, 4.15 ERA at Ohio State) and **Zach Root** (6-2, 3.56 ERA at East Carolina) are the strength of Arkansas' class of newcomers, but Oklahoma prep fireballer **Carson Wiggins** (No. 78), who is the younger brother of former Razorback and current Cubs prospect Jaxon, will be in contention to log a handful of innings as a freshman.

Former New Mexico JC standout third baseman **Brent Iredale** (.441/.576/1.000) ranked No. 464 on the BA 500 and is already off to a fast start this fall.

Following a disappointing end in 2024, Arkansas has reloaded and looks the part of a national championship contender.

D1BASEBALL TOP 25 IMPACT FRESHMAN CLASSES

- Arkansas' freshman class, headlined by **RHP Carson Wiggins** and **LHP Cole Gibler**, was ranked No. 16 in the country by D1Baseball.
- In its summary of Arkansas' freshman class, D1Baseball writes:

Of all the Razorback freshmen, Carson Wiggins came to campus with the highest accolades. The 94th overall prospect for the 2024 MLB Draft per Prep Baseball, the 6-foot-5 righthander touched 100.8 mph with his fastball while landing a mid-80s slider for strikes. It's a nasty combo that overwhelms opposing hitters, especially when also combined with solid control. He, like Gabe Gaeckle, is not just a wild-armed thrower. It took him just 10 pitches to set down Oklahoma State in order. Arms like Wiggins don't make it to college very often and he'll be a fun one to watch at least for two seasons in Fayetteville - Wiggins will be a draft-eligible sophomore in 2026.

Cole Gibler, a Missouri prep, was ranked the 131st overall prospect for the 2024 MLB Draft by Prep Baseball and he did everything to show deserving of that evaluation. His present pitchability is advanced for most any age, but super impressive for a freshman. With a quick arm he repeats a starter's-type delivery for above average control of three pitches. His fastball sat 92-95 and fired two breaking balls for strikes. Gibler sat down the side in order on 13 pitches, striking out a pair. Although it's a long way off, the 6-foot-2, 200-pound lefty has the look of a high round pick in 2027. - David Seifert/D1Baseball

NEW KIDS ON THE BLOCK

- Perfect Game featured **RHP Carson Wiggins** and **LHP Cole Gibler** in its rankings of the top 75 freshmen coming into the 2025 season.
- Wiggins is the younger brother of RHP Jaxon Wiggins, who pitched for Arkansas from 2021-22 and was selected by the Chicago Cubs in the second round (No. 68 overall) of the 2023 MLB Draft.





Arkansas pitching coach **Matt Hobbs** has developed nine All-Americans, nine All-SEC honorees and 23 MLB draft picks since joining the program prior to the 2019 season.

HOBBS NAMED DIBASEBALL ASSISTANT COACH OF THE YEAR

- Arkansas pitching coach Matt Hobbs was named the DIBaseball Assistant Coach of the Year following the 2024 season.
- Hobbs, now in his seventh season as pitching coach in 2025, guided his staff to a historic and record-breaking campaign in 2024.
- Arkansas ranked fifth nationally with a 3.87 ERA and a 3.11 strikeout-to-walk ratio and led the country with 12.1 strikeouts per nine innings, powered by a school-record 706 strikeouts.
- Since joining Arkansas as the pitching coach prior to the 2019 campaign, Hobbs has helped develop:
 - » 9 All-Americans
 - » 9 All-SEC honorees, including two SEC pitchers of the year
 - » 23 MLB draft selections, including 16 top 10 rounders
- Under Hobbs's tutelage, RHP Kevin Kopps emerged as the best player in the country in 2021, winning both the Golden Spikes Award and Dick Howser Trophy, and LHP Hagen Smith was the unanimous national pitcher of the year in 2024.
- With Hobbs' help, Smith solidified his status as one of the greatest pitchers in Razorback history, concluding his career as the program's all-time strikeout king and single-season strikeout leader, and departing as the highest-drafted pitcher in school history when he was selected fifth overall by the Chicago White Sox in the 2024.
- Since Hobbs joined the Razorback coaching staff, Arkansas has made two trips to the College World Series (2019, 2022), clinched a pair of overall SEC championships (2021, 2023) and captured four SEC Western Division titles (2019, 2021, 2023, 2024).
- Additionally, the Hogs won Collegiate Baseball's national recruiting championship for the first time in program history in 2023 as Arkansas' star-studded recruiting class was named the nation's best.



Arkansas, the winningest team in the nation since 2017 (333 overall wins), checked in at No. 5 in DIBaseball's biennial rankings of the top 100 programs in college baseball.

HOGS AT NO. 5 IN DIBASEBALL'S TOP 100 PROGRAMS RANKINGS

- Arkansas checked in at No. 5 in DIBaseball's biennial rankings of the top 100 programs in college baseball.
- DIBaseball's rankings place an emphasis on a tradition of consistent winning in the last decade, especially in the last five years, with the ultimate goal being to identify programs in the best shape currently with an eye towards the next five to 10 years.
- DIBaseball writers Aaron Fitt, Kendall Rogers, Mike Rooney, Joe Healy and Mark Etheridge made adjustments to the rankings based on evaluations of coaching staff quality and stability, facilities, scholarship/financial aid situation, conference dynamics, momentum, recruiting and player development proficiency.
- In its summary of the Arkansas program, DIBaseball writes:

The Razorbacks are still chasing the program's first national title, but it's safe to say they've still had a plethora of success over the past few seasons under the direction of long-time and legendary head coach Dave Van Horn. The Hogs recently went 44-16 overall, 20-10 in the SEC, and earned the No. 5 national seed before getting upset in the Fayetteville Regional. Before this past season, the Hogs had gone 43-18 overall (tied for the SEC regular season crown with Florida) in '23 with a No. 3 national seed and yet another Regional host while also going 46-21 overall in '22 with a trip to the College World Series. And in '21, the Hogs went a miraculous 50-13 overall with a 22-8 record in the SEC. That year, the Hogs were the top overall national seed before getting upset in the Fayetteville Super Regional by NC State. Yes, not winning a national title - yet - is a knock on the Hogs, but literally everything else is checked. The Hogs are a perennial power, they're insanely consistent in the toughest conference in college baseball, and the resources are plentiful in Fayetteville. Baum Stadium is exceptional, the player development facilities are the nation's best, and the program is well-positioned in the NIL era. The Hogs are in a fantastic spot moving forward. - Kendall Rogers/DIBaseball



BAUM-WALKER STADIUM RECORDS

13,472

SINGLE-GAME ATTENDANCE (2018)

10,376

SINGLE-SEASON AVERAGE (2022)

394,146

SINGLE-SEASON TICKETS (2024)

726

WINS AT BAUM-WALKER STADIUM

34,796

3-GAME SERIES ATTENDANCE (2022)

ARKANSAS YEAR-BY-YEAR RESULTS AT BAUM-WALKER STADIUM

1996 6-3 (.667)	1997 26-7 (.788)	1998 22-9 (.710)	1999 26-7 (.788)	2000 15-19 (.441)	2001 19-6 (.760)	2002 18-12 (.600)	2003 22-8 (.733)	2004 31-8 (.795)	2005 19-9 (.679)
2006 21-8 (.724)	2007 23-10 (.697)	2008 24-9 (.727)	2009 21-12 (.636)	2010 29-9 (.763)	2011 24-7 (.774)	2012 28-8 (.778)	2013 24-9 (.727)	2014 25-10 (.714)	2015 23-12 (.657)
2016 19-14 (.576)	2017 29-8 (.784)	2018 34-4 (.895)	2019 33-7 (.825)	2020 11-2 (.846)	2021 30-8 (.790)	2022 28-7 (.800)	2023 32-6 (.842)	2024 34-5 (.872)	2025 30-3 (.909)

Top 20 All-Time Crowds (tickets sold/distributed)

1.	USC	13,472	March 3, 2018
2.	Mississippi State	12,589	April 25, 2015
3.	South Alabama	12,006	March 7, 2020
4.	LSU	11,827	April 8, 2017
5.	Tennessee	11,787	April 26, 2019
6.	Vanderbilt	11,772	May 13, 2022
7.	Vanderbilt	11,761	May 14, 2022
8.	Auburn	11,742	April 26, 2014
9.	Ole Miss	11,736	April 30, 2022
10.	LSU	11,714	May 10, 2019
11.	Ole Miss	11,651	April 29, 2022
12.	Tennessee	11,594	April 27, 2019
13.	Mississippi State	11,548	April 1, 2022
14.	Mississippi State	11,522	April 2, 2022
15.	LSU	11,462	April 9, 2011
16.	Arizona State	11,434	April 8, 2009
17.	Mississippi State	11,415	April 3, 2022
18.	Ole Miss	11,409	May 1, 2022
19.	Ole Miss*	11,383	June 9, 2019
20.	Ole Miss*	11,350	June 8, 2019

* - NCAA Super Regional
^ - NCAA Regional

Top 20 All-Time Crowds (actual)

1.	Missouri State*	12,167	June 6, 2015
2.	Missouri State*	11,869	June 5, 2015
3.	South Carolina*	11,722	June 9, 2018
4.	Missouri State*	11,694	June 7, 2015
5.	South Carolina*	11,481	June 10, 2018
6.	South Carolina*	11,217	June 11, 2018
7.	LSU	11,103	April 9, 2011
8.	Arizona State	11,014	April 8, 2009
9.	Oral Roberts^	11,088	June 2, 2017
10.	LSU	10,987	April 8, 2017
11.	Mississippi State	10,837	April 25, 2015
12.	Mississippi State	10,784	April 16, 2011
13.	USC	10,732	March 3, 2018
14.	LSU	10,581	May 5, 2007
15.	Texas A&M	10,477	April 20, 2013
16.	Missouri State^	10,369	June 3, 2017
17.	Missouri State^	10,273	June 5, 2017
18.	Central Michigan	10,219	Feb. 20, 2016
19.	Auburn	10,217	April 26, 2014
20.	Southern Miss^	10,213	June 2, 2018

* - NCAA Super Regional
^ - NCAA Regional

2024 NCAA ATTENDANCE LEADERS

Team	Total Home Attendance		
	Average	Total	Games
1. Arkansas	10,106	394,146	39
2. LSU	10,834	390,033	36
3. Mississippi State	10,903	370,711	34
4. Ole Miss	9,628	298,461	31
5. Texas	7,476	269,143	36
6. Texas A&M	6,431	257,258	40
7. Tennessee	5,339	234,921	44
8. South Carolina	7,045	232,501	33
9. Florida	6,100	195,199	32
10. Florida State	4,982	179,336	36
11. Clemson	4,660	177,094	38
12. East Carolina	4,865	170,277	35
13. Southern Miss	5,317	164,825	31
14. Virginia	4,197	159,483	38
15. Oklahoma State	4,828	144,850	30
16. Nebraska	5,221	135,734	26
17. Auburn	4,244	131,576	31
18. Kentucky	3,952	126,469	32
19. Vanderbilt	3,597	125,887	35
20. Hawaii	3,476	125,131	36



SERIES HISTORY

INSIDE THE SERIES (SINCE 1960): LSU

Overall Series Record: 44-79

Record in Fayetteville, Ark.: 24-25

Record in Baton Rouge, La.: 15-41

Record at Neutral Sites: 5-13

IN THE DVH ERA (2003-PRESENT): LSU

Overall Series Record: 30-46

Record in Fayetteville, Ark.: 17-16

Record in Baton Rouge, La.: 11-21

Record at Neutral Sites: 2-9

Previous 10 meetings (Arkansas leads, 6-4)

DATE	SITE	W/L	SCORE
4/16/22	Fayetteville, Ark.	W	6-2
3/24/23	Baton Rouge, La.	W	9-3 (10)
3/24/23	Baton Rouge, La.	L	12-2
3/25/23	Baton Rouge, La.	L	14-5
5/25/23	Hoover, Ala.!	W	5-4
3/28/24	Fayetteville, Ark.	W	7-4
3/29/24	Fayetteville, Ark.	W	4-3 (10)
3/30/24	Fayetteville, Ark.	W	7-5
5/9/25	Baton Rouge, La.	L	5-4 (10)
5/10/25	Baton Rouge, La.	L	13-3 (7)

BOX SCORE FROM PREVIOUS MEETING

2025 Arkansas Baseball
#7 Arkansas at #3 LSU

May 10, 2025 at Baton Rouge, La. (Alex Box/Bertman Fld)



Arkansas 3 (40-11,17-9 SEC)

Player	ab	r	h	rbi	bb	so	po	a	lob
Charles Davalan lf	4	0	2	1	0	0	1	0	0
Wehiwa Aloy ss	4	0	0	0	0	3	0	0	0
Logan Maxwell rf	3	0	1	1	0	1	1	0	3
Kuhio Aloy dh	4	0	1	0	0	0	0	0	1
Cam Kozeal 2b	3	0	1	0	0	1	3	0	0
Brent Iredale 3b	3	0	0	0	0	3	2	2	2
Rocco Peppi 1b	0	0	0	0	0	0	1	0	0
Ryder Helfrick c	3	1	2	0	0	1	8	0	1
Reese Robinett 1b/3b	1	1	0	0	2	1	0	1	0
Justin Thomas Jr. cf	3	1	1	1	0	2	4	0	0
Gage Wood p	0	0	0	0	0	0	0	0	0
Ben Bybee p	0	0	0	0	0	0	0	0	0
Colin Fisher p	0	0	0	0	0	0	0	0	0
Tate McGuire p	0	0	0	0	0	0	0	0	0
Steele Eaves p	0	0	0	0	0	0	0	0	0
Hunter Dietz p	0	0	0	0	0	0	0	0	0
Totals	28	3	8	3	2	12	20	3	7

LSU 13 (40-11,17-9 SEC)

Player	ab	r	h	rbi	bb	so	po	a	lob
Derek Curiel lf/cf	4	2	2	0	1	1	2	0	0
Jared Jones 1b	3	0	0	0	2	2	4	0	2
Daniel Dickinson 2b	4	3	1	1	1	0	0	1	1
Jake Brown rf	4	3	3	5	0	1	0	0	0
Ethan Frey dh	3	1	2	4	2	1	0	0	0
Steven Milam ss	5	0	0	0	0	2	1	1	3
Michael Braswell III 3b	3	1	0	0	1	0	0	0	1
Cade Arrambide c	4	2	3	1	0	1	13	0	1
Chris Stanfield cf	1	1	0	1	1	0	1	0	0
Dalton Beck ph	0	0	0	0	1	0	0	0	0
Mic Paul lf	0	0	0	0	0	0	0	0	0
Anthony Eyanson p	0	0	0	0	0	0	0	2	0
Mavrick Rizy p	0	0	0	0	0	0	0	0	0
DJ Primeaux p	0	0	0	0	0	0	0	0	0
Jaden Noot p	0	0	0	0	0	0	0	0	0
Totals	31	13	11	12	9	8	21	4	9

Score by Innings

	1	2	3	4	5	6	7	R	H	E
Arkansas	0	0	0	0	0	0	3	3	8	1
LSU	3	1	1	1	6	0	1	13	11	0

Note: 2 outs, 1 runner LOB when the game ended.

E - Iredale(5). LOB - Arkansas 7; LSU 9. 2B - Helfrick(8). HR - Brown 2(6); Frey(10); Arrambide(4). SH - Brown(3). SF - Maxwell(3); Stanfield(1).

Arkansas	ip	h	r	er	bb	so	ab	bf	np
Gage Wood	2.0	4	4	4	2	2	10	12	60
Ben Bybee	1.1	2	2	1	2	1	7	9	28
Colin Fisher	1.0	1	3	3	1	3	7	35	
Tate McGuire	0.2	2	3	3	1	1	4	5	20
Steele Eaves	1.0	1	0	0	1	1	4	5	31
Hunter Dietz	0.2	1	1	1	0	2	3	4	19

LSU	ip	h	r	er	bb	so	ab	bf	np
Anthony Eyanson	6.0	5	0	0	1	11	23	24	93
Mavrick Rizy	0.0	2	3	3	1	0	2	3	14
DJ Primeaux	0.0	1	0	0	0	0	1	1	10
Jaden Noot	1.0	0	0	0	0	1	2	3	14

Win - Eyanson (8-2). Loss - Wood (1-1). Save - None.

WP - Fisher(4); Dietz(1); Noot(3). Inherited runners/scored: Fisher 3/1; McGuire 2/2; Primeaux 2/1; Noot 2/1.

Pitches/strikes: Wood 60/34; Bybee 28/18; Fisher 35/17; McGuire 20/12; Eaves 31/19; Dietz 19/12; Eyanson 93/65; Rizy 14/6; Primeaux 10/7; Noot 14/8.

Umpires - HP: Jason Bradley 1B: Brandon Cooper 2B: Eric Goshay 3B: Brian deBrauwere

Start: 5:32 pm Time: 2:56 Attendance: 12264

Weather: 73 degrees, cloudy

Rizy faced 3 batters in the 7th.

Primeaux faced 1 batter in the 7th.

HONORS & AWARDS

INF/OF Kuhio Aloy

Perfect Game Midseason All-American (Third Team)

INF Wehiwa Aloy

Golden Spikes Award Preseason Watch List
Bobby Bragan National Collegiate Slugger Award Watch List
SEC Player of the Week (Feb. 24 & March 10)
Perfect Game National Player of the Week (March 11)
Bobby Bragan National Collegiate Slugger Player Of The Week (March 14)
Brooks Wallace Award Shortstop of the Week (March 25)
Golden Spikes Award Midseason Watch List
Perfect Game Midseason All-American (Second Team)
Brooks Wallace Shortstop of the Year Award Watch List

RHP Landon Beidelschies

Perfect Game Preseason All-American (First Team)
Coaches Preseason All-SEC (Second Team)
Perfect Game Preseason All-SEC (First Team)

RHP Christian Foutch

NCBWA Preseason All-American (Third Team)
Coaches Preseason All-SEC (Second Team)
NCBWA Preseason Stopper of the Year Award Watch List

RHP Gabe Gaekle

Consensus Preseason All-American
• Baseball America (Second Team)
• D1Baseball (Second Team)
• NCBWA (Second Team)
• Perfect Game (First Team)
Baseball America Preseason SEC Pitcher of the Year
Coaches Preseason All-SEC (First Team)
Perfect Game Preseason All-SEC (First Team)
Golden Spikes Award Preseason Watch List

C Ryder Helfrick

Buster Posey National Collegiate Catcher of the Year Award Midseason Watch List

INF Brent Iredale

D1Baseball Midseason All-American (Second Team)

INF Cam Kozeal

SEC Player of the Week (April 7)
Perfect Game National Player of the Week (April 8)

LHP Zach Root

D1Baseball Preseason All-American (Third Team)
NCBWA Perfect Game Preseason All-American (Third Team)
Perfect Game Preseason All-American (Second Team)
Perfect Game Preseason All-SEC (Second Team)
SEC Pitcher of the Week (March 31 & May 5)
Perfect Game Midseason All-American (Second Team)
Perfect Game National Pitcher of the Week (May 6)
NCBWA Dick Howser Trophy National Pitcher of the Week (May 6)



Zach Root twirled a career-long eight shutout innings with a career-high 11 strikeouts in the Razorbacks' series-opening win against top-ranked Texas (May 1). The left-hander recorded his fourth quality start of the season and earned his sixth win of the year with his dominant performance on the mound against the Longhorns.

WEEK 13

SOUTHEASTERN CONFERENCE

AS OF MAY 11

STANDINGS

	SEC	Pct.	GB	All	Pct.	Home	Away	Neutral	Top 25	Top 10	L10	Streak
Texas	20-6	.769	-	40-9	.816	26-4	9-4	5-1	13-5	8-4	6-4	W1
LSU	17-9	.654	3.0	40-11	.784	30-4	6-7	4-0	10-7	8-6	6-4	W2
Arkansas	17-9	.654	3.0	40-11	.784	30-3	7-7	3-1	11-5	4-4	6-4	L2
Georgia	16-9	.640	3.5	40-11	.784	27-3	10-8	3-0	14-10	5-5	7-3	W7
Auburn	16-11	.593	4.5	36-15	.706	24-6	6-9	6-0	15-10	8-8	8-2	W4
Tennessee	15-11	.577	5.0	39-12	.765	28-8	8-4	3-0	11-7	10-7	5-5	L1
Vanderbilt	15-11	.577	5.0	35-16	.686	25-5	9-9	1-2	10-13	4-4	5-5	W1
Alabama	13-12	.520	6.5	37-13	.740	23-7	10-6	4-0	14-10	4-6	7-3	L1
Ole Miss	14-13	.519	6.5	34-17	.667	22-7	9-8	3-2	10-10	5-6	5-5	L2
Oklahoma	13-13	.500	7.0	32-16	.667	19-8	9-8	4-0	8-10	4-7	4-6	L3
Florida	12-14	.462	8.0	34-18	.654	24-9	10-8	0-1	6-14	5-9	7-3	L1
Kentucky	12-14	.462	8.0	27-20	.574	17-10	10-10	0-0	9-10	5-7	5-5	W2
Mississippi State	12-15	.444	8.5	31-20	.608	22-8	6-9	3-3	7-16	3-9	7-3	W2
Texas A&M	10-16	.385	10.0	27-22	.551	21-12	5-8	1-2	6-13	6-6	4-6	L2
South Carolina	5-22	.185	15.5	26-26	.500	21-10	4-14	1-2	3-16	1-14	2-8	L6
Missouri	2-24	.077	18.0	15-35	.300	8-17	3-15	4-3	0-21	0-12	2-8	W2

SCHEDULE/RESULTS

Tuesday, May 6

at #8 Tennessee 12, Indiana State 1 (7 inn.)
 at #19 Louisville 5, #10 Vanderbilt 4
 South Florida 7, at #22 Florida 1
 #18 Alabama 10, at #14 Troy 2
 Kansas 6, at Missouri 15
 at #1 Texas 9, Lamar 3
 Texas A&M at Houston - canceled
 Grambling at #3 LSU -canceled

Thursday, May 8

*at #5 Auburn 24, South Carolina 2

Friday, May 9

*at #5 Auburn 11, South Carolina 10 (DH-1)
 *at #5 Auburn 11, South Carolina 3 (DH-2)
 *at #8 Tennessee 3, #10 Vanderbilt 2
 *at Kentucky 4, #13 Oklahoma 3
 *#1 Georgia 19, at #18 Alabama 3 (7 inn. / DH-1)
 *#1 Georgia at #18 Alabama - Susp., Top 5 (UA leads 6-2 / DH-2)
 *Missouri 9, at Texas A&M 6
***at #3 LSU 5, #1 Arkansas 4 (10 inn.)**
 *#22 Florida 8, at #1 Texas 2
 *#15 Ole Miss 10, at Mississippi State 4 (DH-1)
 *at Mississippi State 4, #15 Ole Miss 1 (DH-2)

Saturday, May 10

*at Kentucky 8, #13 Oklahoma 5
 *at #1 Texas 5, #22 Florida 2
 *Missouri 4, at Texas A&M 1
 *#10 Vanderbilt 10, at #8 Tennessee 6
***at #3 LSU 13, #1 Arkansas 3 (7 inn.)**
 *at Mississippi State 6, #15 Ole Miss 5
 *#1 Georgia at #18 Alabama - postponed

Sunday, May 11

*#1 Georgia at #18 Alabama - 11 a.m. [SECN+]
 *#13 Oklahoma at Kentucky - 1 p.m. [SECN]
 *#22 Florida at #1 Texas - 2 p.m. [SECN+]
 *Missouri at Texas A&M - 2 p.m. [SECN+]
 *#10 Vanderbilt at #8 Tennessee - 3 p.m. [ESPN2]
***#1 Arkansas at #3 LSU - 4 p.m. [SECN]**

Next Weekend In The SEC (May 15-18)

*Alabama at Florida
***Tennessee at Arkansas**
 *Auburn at Ole Miss
 *Texas A&M at Georgia
 *Kentucky at Vanderbilt
 *LSU at South Carolina
 *Mississippi State at Missouri
 *Texas at Oklahoma

*SEC game / All times Eastern / Rankings reflect highest among major polls



WEEK 13

SOUTHEASTERN CONFERENCE

AS OF MAY 4

ACTIVE CAREER LEADERS

Runs Scored

1.	Wyatt Henseler*, Texas A&M	223
2.	Robbie Burnett*, Georgia	199
3.	Jace LaViolette, Texas A&M	187
4.	Wehiwa Aloy*, Arkansas	182
5.	Daniel Dickinson*, LSU	181
6.	Cole Hage*, Kentucky	179
7.	Hunter Hines, Mississippi State	174
8.	Garrett Staton*, Alabama	168
9.	Isaac Humphrey*, Ole Miss	165
10.	Kennedy Jones*, South Carolina	160

Hits

1.	Wyatt Henseler*, Texas A&M	286
2.	Kennedy Jones*, South Carolina	266
3.	Hayden Schott*, Texas A&M	241
4.	Hunter Hines, Mississippi State	234
5.	Wehiwa Aloy*, Arkansas	228
6.	Daniel Dickinson*, LSU	227
	Robbie Burnett*, Georgia	227
8.	Luis Hernandez*, LSU	214
9.	Garrett Staton*, Alabama	206
10.	Rocco Peppi*, Arkansas	205

Doubles

1.	Wyatt Henseler*, Texas A&M	64
2.	Hayden Schott*, Texas A&M	51
3.	Kennedy Jones*, South Carolina	46
4.	Luis Hernandez*, LSU	46
	Hunter Hines, Mississippi State	46
6.	Daniel Dickinson*, LSU	45
7.	Isaac Humphrey*, Ole Miss	44
	Devin Burkes, Kentucky	44
	Ike Irish, Auburn	44
	Garrett Staton*, Alabama	44
--		
	Rocco Peppi*, Arkansas	43
	Wehiwa Aloy*, Arkansas	40

Home Runs

1.	Jace LaViolette, Texas A&M	65
	Hunter Hines, Mississippi State	65
3.	Wyatt Henseler*, Texas A&M	64
4.	Jared Jones, LSU	58
5.	Robbie Burnett*, Georgia	55
6.	Ethan Petry, South Carolina	54
7.	Colby Shelton, Florida	52
8.	Ryland Zaborowski*, Georgia	48
9.	Cooper McMurray*, Auburn	47
10.	Wehiwa Aloy*, Arkansas	45

RBI

1.	Wyatt Henseler*, Texas A&M	220
2.	Hunter Hines, Mississippi State	206
3.	Jace LaViolette, Texas A&M	194
4.	Hayden Schott*, Texas A&M	183
5.	Kennedy Jones*, South Carolina	179
6.	Robbie Burnett*, Georgia	174
7.	Ryland Zaborowski*, Georgia	170
8.	Cooper McMurray*, Auburn	165
9.	Mitchell Sanford*, Ole Miss	163
10.	Wehiwa Aloy*, Arkansas	154

HBP

1.	Wyatt Henseler*, Texas A&M	65
2.	Rocco Peppi*, Arkansas	56
3.	Cole Hage*, Kentucky	53
4.	Noah Sullivan*, Mississippi State	49
5.	Josh Pearson, LSU	44
6.	Cade Kurland, Florida	42
7.	Garrett Staton*, Alabama	40
	Devin Burkes, Kentucky	40
9.	Ethan Petry, South Carolina	39
	Daniel Dickinson*, LSU	39

Wins

1.	Ruger Riojas*, Texas	23
2.	Chase Hungate*, Mississippi State	18
3.	Will McEntire, Arkansas	17
4.	Noah Sullivan*, Mississippi State	15
	Jacob Mayers*, LSU	15
	Zac Cowan*, LSU	15
	Jared Spencer*, Texas	15
	Kolten Smith, Georgia	15
	Zach Root*, Arkansas	15
10.	Nate Snead*, Tennessee	14
	Nic McCay*, Kentucky	14
	Karson Ligon*, Mississippi State	14

Appearances

1.	Brad Rudis, Texas A&M	85
2.	Chase Hungate*, Mississippi State	82
3.	Will McEntire, Arkansas	80
4.	Jackson Nove, Kentucky	78
5.	Matthew Becker, South Carolina	75
	John Armstrong, Auburn	75
7.	Evan Byers, Kentucky	72
8.	Carson Myers*, Auburn	70
	Nate Snead*, Tennessee	70
10.	Jared Spencer*, Texas	69

Saves

1.	Carson Ozmer*, Alabama	24
2.	Connor Spencer*, Ole Miss	14
3.	Nate Snead*, Tennessee	13
4.	Alton Davis II, Georgia	12
5.	Simon Gregersen*, Kentucky	10
6.	Jared Spencer*, Texas	9
	Cole Hentschel*, Kentucky	9
8.	Will McEntire, Arkansas	8
9.	Chandler Dorsey*, LSU	7
	Landon Beidelschies*, Arkansas	7
	Ruger Riojas*, Texas	7
	Gage Wood, Arkansas	7
	Gavin Guidry, LSU	7
	Tanner Franklin*, Tennessee	7

Innings Pitched

1.	Nic McCay*, Kentucky	278.0
2.	Ryan Prager, Texas A&M	226.1
3.	Will McEntire, Arkansas	218.1
4.	Zac Cowan*, LSU	196.0
5.	Justin Lamkin, Texas A&M	192.1
	Karson Ligon*, Mississippi State	192.1
7.	Grant Stevens*, Oklahoma	189.2
8.	Matthew Becker, South Carolina	189.1
9.	Zach Root*, Arkansas	188.0
10.	Jared Spencer*, Texas	174.2
--		
	Landon Beidelschies*, Arkansas	165.1

Strikeouts

1.	Nic McCay*, Kentucky	305
2.	Matthew Becker, South Carolina	260
3.	Liam Doyle*, Tennessee	256
4.	Justin Lamkin, Texas A&M	237
5.	Ryan Prager, Texas A&M	236
6.	Will McEntire, Arkansas	228
7.	Jacob Mayers*, LSU	227
	Zac Cowan*, LSU	227
9.	Zach Root*, Arkansas	222
10.	Jared Spencer*, Texas	215
--		
	Landon Beidelschies*, Arkansas	186

* - Indicates stats from a previous non-SEC school are included

GENERAL INFORMATION

Location.....	Fayetteville, Ark.
Founded.....	1871
Enrollment.....	33,600
Nickname.....	Razorbacks
School Colors.....	Cardinal (PMS 201) and White
Conference.....	Southeastern (SEC)
System President.....	Dr. Donald R. Bobbitt (Arkansas, 1980)
Chancellor.....	Dr. Charles Robinson (Houston, 1987)
Athletics Director.....	Hunter Yurachek (Guilford, 1990)
Faculty Athletic Rep.....	Paul Adams (LSU, 1992)
Athletics Website.....	ArkansasRazorbacks.com
Athletic Department Phone.....	(479) 575-6533
Ticket Office Phone.....	(479) 575-5151

BAUM-WALKER STADIUM

Home Facility.....	Baum-Walker Stadium at George Cole Field
Capacity.....	11,121 (8,237 Chairbacks)
Largest Crowd (actual).....	12,167 vs. Missouri State (June 6, 2015)
Stadium Opening.....	April 13, 1996
Dedication.....	May 3, 1996
Field Dimensions.....	LL - 320, LC - 375, CF - 400, RC - 365, RL - 312
Surface.....	Grass

COACHES & SUPPORT STAFF

Head Coach.....	Dave Van Horn (Arkansas, 1988)
Record at Arkansas.....	923-468 (23 seasons, .664)
Overall Division I Record.....	1,243-625 (31 seasons, .666)
Overall as a Head Coach.....	1,508-708 (37 seasons, .681)
DI Postseason Appearances (Total/at Arkansas).....	24/20
College World Series Appearances (Total/at Arkansas).....	9/7
(Neb: 2001, 2002; Ark: 2004, 2009, 2012, 2015, 2018, 2019, 2022)	
Assistant Coach/Recruiting Coordinator.....	Nate Thompson (Dallas Baptist, 2006)
Assistant Coach.....	Matt Hobbs (Missouri, 2002)
Assistant Coach.....	Bobby Wernes (Arkansas, 2018)
Student Assistant Coach.....	Hudson Polk (Arkansas, 2024)
Director of Operations.....	Clay Goodwin (Arkansas, 2005)
Director of Strength & Conditioning.....	Hunter Bell (Arkansas-Monticello, 2018)
Director of Pitching Development.....	Zach Barr (Arkansas, 2017)
Director of Baseball Analytics.....	DJ Baxendale (Arkansas, 2019)
Athletic Trainer.....	Corey Wood (East Carolina, 2008)
Equipment Manager.....	Mark Taylor (Ouachita Baptist, 1988)
Strength & Conditioning Assistant.....	MJ Munoz (Aurora, 2022)
Strength & Conditioning Intern.....	Alden Arrington
Graduate Manager.....	John McElroy, Matthew Schluterman
Student Managers.....	Anthony Sanchez, Crew Tidwell, Trip Wright
Bulpen Catchers.....	Ryan Cleinmark, Hayden Schnitker
Sports Information Director.....	Oliver Grigg (Tulane, 2017)
Academics Director.....	Jonathan Burgess (Central Arkansas, 2015)
Sports Nutritionist.....	Ben Tarnowski (North Dakota, 2021)
Sport Administrator.....	Kevin Trainor (Arkansas, 1994)
Administrative Assistant.....	Kelly Moore (Arkansas, 2004)

HISTORY

First Year of Arkansas Baseball.....	1897
Years of Varsity Baseball at Arkansas.....	103
(1897, 1901-03, 05, 08-16, 19-20, 22-29, 47-2025)	
All-Time Program Record.....	2,476-1,487-6 (.625)
All-Time Conference Record/Years.....	SEC: 514-442 (.538)/33
SWC: 249-190 (.567)/23	
Combined: 763-632 (.547)/56	
Conference Titles/Years.....	SEC Overall: 4/1999, 2004, 2021, 2023
SEC Western Division: 9/1999, 2004, 2007, 2011, 2018, 2019, 2021, 2023, 2024	
SWC: 2/1989, 1990	
Conference Tournament Record/Years.....	SEC: 40-47 (.460)/28
SWC: 18-25 (.419)/14	
Combined: 58-72 (.446)/42	
Conference Tournament Titles/Years.....	SEC: 1/2021
SWC: 1/1985	
NCAA Postseason Appearances.....	35
(1973, 79-80, 83, 85-90, 95-96, 98-99, 2002-15, 2017-19, 2021-24)	
NCAA Postseason Record.....	103-79 (.566)
College World Series Appearances.....	11
(1979, 1985, 1987, 1989, 2004, 2009, 2012, 2015, 2018, 2019, 2022)	
College World Series Record.....	18-22 (.450)
NCAA Super Regional Appearances.....	10
(2002, 2004, 2009, 2010, 2012, 2015, 2018, 2019, 2021, 2022)	
NCAA Super Regional Record.....	16-10 (.615)
NCAA Regional Appearances.....	34
NCAA Regional Record.....69-47 (.595)	
Overall NCAA Regional Hosts.....	11 (1999, 2004, 2006-07, 2010, 2017-19, 2021, 2023-24)
Best NCAA Finish.....	1979 and 2018 National Runner-Up

TEAM INFORMATION

2024 Overall Record.....	44-16
Home.....	34-5
Away.....	7-8
Neutral.....	3-3
SEC Record.....	20-10
SEC Finish.....	1st West
SEC Tournament.....	T-7th
Postseason.....	NCAA Regional
Lettermen Returning/Lost.....	15/17
Position Starters (including DH) Returning/Lost.....	3/6
Pitchers Returning/Lost.....	10/6
Newcomers/Redshirts.....	26/1

TOP RETURNING POSITION PLAYERS

Wehiwa Aloy	INF	Jr.	.270/.355/.485, 45 R, 9 2B, 14 HR, 56 RBI, 7 SB
Kendall Diggs	OF	Sr.	.229/.346/.395, 35 R, 11 2B, 1 3B, 7 HR, 34 RBI, 4 SB
Ryder Helfrick	C	So.	.179/.320/.321, 18 R, 3 2B, 3 HR, 8 RBI, 1 SB
Nolan Souza	INF	So.	.255/.366/.509, 21 R, 7 2B, 7 HR, 28 RBI, 3 SB

TOP RETURNING PITCHERS

Colin Fisher	LHP	So.	6-1, 2.67 ERA, 27.0 IP, 27 SO, 1.30 WHIP
Christian Foutch	RHP	Jr.	1-0, 0.81 ERA, 22.1 IP, 20 SO, 1 SV, 1.43 WHIP
Gabe Gaeckle	RHP	So.	3-3, 2.32 ERA, 42.2 IP, 57 SO, 7 SV, 1.10 WHIP
Will McEntire	RHP	R-Sr.	5-0, 4.83 ERA, 54.0 IP, 65 SO, 4 SV, 1.37 WHIP
Gage Wood	RHP	Jr.	3-2, 4.46 ERA, 40.1 IP, 56 SO, 2 SV, 1.36 WHIP

TOP NEWCOMERS

Kuhio Aloy	INF/OF	So.	Wailuku, Hawai'i (BYU)
Landon Beidelschies	LHP	Jr.	Canfield, Ohio (Ohio State)
Brenton Clark	OF	Fr.	Texarkana, Texas (Pleasant Grove HS)
Charles Davalan	OF	Jr.	Montreal, Quebec, Canada (FGCU)
Cole Gibler	LHP	Fr.	Blue Springs, Mo. (Blue Springs HS)
Brent Iredale	INF	Jr.	Sydney, New South Wales, Australia (New Mexico JC)
Aiden Jimenez	RHP	R-So.	Elk Grove, Calif. (Oregon State)
Cam Kozeal	INF	So.	Omaha, Neb. (Vanderbilt)
Logan Maxwell	OF	Sr.	Lima, Ohio (TCU)
Rocco Peppi	INF/OF	R-Sr.	Huntington Beach, Calif. (Fresno State)
Zach Root	LHP	Jr.	Fort Myers, Fla. (East Carolina)
Justin Thomas Jr.	OF	Jr.	Savannah, Ga. (Florida SouthWestern State)
Carson Wiggins	RHP	Fr.	Roland, Okla. (Roland HS)



Arkansas right-hander **Gabe Gaeckle** entered 2025 as a consensus preseason All-American and as Baseball America's preseason SEC Pitcher of the Year after his stellar freshman campaign.

**Baseball America**

May 5

1. Georgia
2. Texas
3. **Arkansas**
4. North Carolina
5. Auburn
6. LSU
7. Florida State
8. Coastal Carolina
9. West Virginia
10. Oregon
11. Vanderbilt
12. Clemson
13. Tennessee
14. Troy
15. Oregon State
16. Oklahoma
17. UC Irvine
18. Ole Miss
19. Louisville
20. Dallas Baptist
21. NC State
22. Florida
23. Arizona
24. UCLA
25. Alabama

D1Baseball

May 5

1. Texas
2. Florida State
3. LSU
4. North Carolina
5. Oregon
6. Georgia
7. **Arkansas**
8. Auburn
9. Clemson
10. Oregon State
11. Vanderbilt
12. West Virginia
13. UC Irvine
14. Coastal Carolina
15. Tennessee
16. NC State
17. Oklahoma
18. UCLA
19. Troy
20. Louisville
21. Southern Miss
22. Arizona
23. Alabama
24. Ole Miss
25. Southern Ca

Perfect Game

May 5

1. Georgia
2. **Arkansas**
3. Texas
4. LSU
5. North Carolina
6. Oregon
7. West Virginia
8. Auburn
9. Florida State
10. Clemson
11. Oregon State
12. Coastal Carolina
13. Oklahoma
14. Vanderbilt
15. UC Irvine
16. Dallas Baptist
17. Tennessee
18. Arizona
19. UCLA
20. Ole Miss
21. UTSA
22. Troy
23. Alabama
24. NC State
25. Louisville

USA Today Coaches

May 5

1. Texas
2. **Arkansas**
3. Florida State
4. LSU
5. North Carolina
6. Georgia
7. Oregon
8. Auburn
9. Clemson
10. Vanderbilt
11. Oregon State
12. Tennessee
13. West Virginia
14. Coastal Carolina
15. UC Irvine
16. Oklahoma
17. UCLA
18. Troy
19. NC State
20. Alabama
21. Southern Miss
22. Ole Miss
23. Arizona
24. Louisville
25. Dallas Baptist

NCBWA

May 5

1. **Arkansas**
2. Texas
3. LSU
4. North Carolina
5. Florida State
6. Clemson
7. Georgia
8. Tennessee
9. Oregon State
10. Oregon
11. UC Irvine
12. Auburn
13. West Virginia
14. Oklahoma
15. Ole Miss
16. Vanderbilt
17. UCLA
18. Alabama
19. Coastal Carolina
20. NC State
21. Troy
22. Louisville
23. Southern Miss
24. Arizona
25. Dallas Baptist

ARKANSAS IN THE POLLS

	BA	D1Baseball	Perfect Game	USA Today	NCBWA
Preseason	4	5	13	5	5
Feb. 17	4	5	12	5	4
Feb. 24	4	4	11	4	4
March 3	3	3	10	3	6
March 10	3	3	8	3	5
March 17	3	3	7	3	3
March 24	2	2	4	2	1
March 31	2	2	3	2	2
April 7	1	1	1	1	1
April 14	4	2	4	2	4
April 21	7	5	6	4	6
April 28	10	11	12	5	6
May 5	3	7	2	2	1
May 12					
May 19					
May 26					
June 3					
Final	--	--	--	--	--

BA - Baseball America

D1 - D1Baseball

PG - Perfect Game

USA Today - USA Today Coaches Poll

NCBWA - National Collegiate Baseball Writers Association



||| HEAD COACH DAVE VAN HORN

DAVE
VAN HORN

COACH

OF THE YEAR

2004 • 2021 • 2023



PERSONAL

Born: Sept. 17, 1960
 Hometown: Kansas City, Mo.
 Alma Mater: Arkansas (1988)
 Masters of Science: East Texas State (1992)
 Wife: Karen
 Children: Hollan, Mariel
 Named Head Coach at Arkansas: June 21, 2002

PLAYING HISTORY

1982-84 Atlanta Braves Organization
 1982 Arkansas
 1980-81 McLennan Community College

MLB DRAFT HISTORY

1982 MLB Draft: 10th Round (Atlanta Braves)
 1981 MLB Draft: 10th Round (Chicago White Sox)

COACHING HONORS

2023 SEC Coach of the Year
 2021 SEC Coach of the Year
 2004 SEC Coach of the Year
 2001 Baseball America National Coach of the Year
 2001 BIG 12 Coach of the Year
 2001 ABCA Midwest Region Coach of the Year
 2000 ABCA Midwest Region Coach of the Year
 1997 Southland Coach of the Year
 1995 Southland Coach of the Year
 1994 NCAA Division II Coach of the Year
 1994 ABCA Central Region Coach of the Year

HALL OF FAME

2024 University of Arkansas Sports Hall of Honor
 2019 Arkansas Sports Hall of Fame
 2013 Winnetonka High School Hall of Fame
 2012 Ban Johnson League Hall of Fame
 2001 Central Missouri State Hall of Fame

VAN HORN'S CAREER NUMBERS

Year	School	Record	Pct.	Conf.	Place	Conf. Tourn.	NCAA
1989	Texarkana CC	39-18	.684	N/A	N/A	N/A	--
1990	Texarkana CC	44-14	.759	N/A	N/A	N/A	--
1991	Texarkana CC	45-12	.789	N/A	N/A	N/A	--
1992	Texarkana CC	48-10	.827	N/A	1st	N/A	--
1993	Texarkana CC	38-18	.678	N/A	N/A	N/A	--
	<i>Total</i>	<i>214-72</i>	<i>.748</i>	--	--	--	--
1994	Central Missouri St.	51-11	.823	15-1	1st (Div.)	1st (4-1)	NCAA DII Champs
	<i>Total</i>	<i>51-11</i>	<i>.823</i>	<i>15-1</i>	--	<i>1 (4-1)</i>	--
1995	Northwestern St.	37-15	.711	19-5	1st	DNP (0-2)	--
1996	Northwestern St.	34-27	.557	14-16	2nd (Div.)	2nd (3-2)	--
1997	Northwestern St.	35-23	.603	19-9	1st	DNP (0-2)	--
	<i>Total</i>	<i>106-65</i>	<i>.620</i>	<i>52-30</i>	--	<i>3 (3-6)</i>	--
1998	Nebraska	24-20	.545	10-13	7th	DNQ	DNQ
1999	Nebraska	42-18	.700	16-9	5th	1st (4-0)	NCAA (1-2)
2000	Nebraska	51-17	.750	21-9	2nd	1st (5-1)	NCAA (4-2)
2001	Nebraska	50-16	.758	20-8	1st	1st (4-0)	CWS (5-2)
2002	Nebraska	47-21	.691	16-11	2nd	2nd (3-1)	CWS (5-3)
	<i>Total</i>	<i>214-92</i>	<i>.699</i>	<i>67-39</i>	--	<i>4 (16-2)</i>	<i>4 (15-9)</i>
2003	Arkansas	35-22	.612	14-16	6th West	T-7th (0-2)	NCAA (1-2)
2004	Arkansas	45-24	.652	19-11	T-1st Overall	4th (2-2)	CWS (6-3)
2005	Arkansas	39-22	.636	13-17	T-5th West	T-7th (0-2)	NCAA (2-2)
2006	Arkansas	39-21	.650	18-12	2nd West	T-7th (0-2)	NCAA (1-2)
2007	Arkansas	43-21	.672	18-12	1st West	2nd (3-1)	NCAA (2-2)
2008	Arkansas	34-24	.586	14-15	4th West	DNQ	NCAA (0-2)
2009	Arkansas	41-24	.631	14-15	4th West	4th (2-2)	CWS (7-2)
2010	Arkansas	43-21	.672	18-12	2nd West	T-7th (0-2)	NCAA (3-3)
2011	Arkansas	40-22	.645	15-15	1st West	T-3rd (2-2)	NCAA (2-2)
2012	Arkansas	46-22	.676	16-14	T-2nd West	T-9th (0-2)	CWS (7-3)
2013	Arkansas	39-22	.639	18-11	2nd West	T-3rd (2-1)	NCAA (2-2)
2014	Arkansas	40-25	.615	16-14	4th West	T-3rd (3-2)	NCAA (2-2)
2015	Arkansas	40-25	.615	17-12	3rd West	T-5th (2-2)	CWS (5-3)
2016	Arkansas	26-29	.473	7-23	7th West	DNQ	DNQ
2017	Arkansas	45-19	.703	18-11	2nd West	2nd (3-2)	NCAA (3-2)
2018	Arkansas	48-21	.696	18-12	T-1st West	T-3rd (2-1)	CWS Runner-Up (9-3)
2019	Arkansas	46-20	.697	20-10	T-1st West	T-5th (1-2)	CWS (5-3)
2020	Arkansas	11-5	.688	0-0	--	--	--
2021	Arkansas	50-13	.794	22-8	1st Overall	1st (4-0)	NCAA (4-3)
2022	Arkansas	46-21	.687	18-12	2nd West	T-7th (0-2)	CWS (8-3)
2023	Arkansas	43-18	.705	20-10	T-1st Overall	T-3rd (2-1)	NCAA (2-2)
2024	Arkansas	44-16	.733	20-10	1st West	T-7th (0-2)	NCAA (1-2)
2025	Arkansas	40-11	.784	17-9	--	--	--
	<i>Total</i>	<i>923-468</i>	<i>.664</i>	<i>370-281</i>	--	<i>19 (28-32)</i>	<i>20 (72-48)</i>
	<i>Career Totals</i>	<i>1,508-708</i>	<i>.681</i>	<i>504-360</i>	--	<i>51-41 (.554)</i>	<i>87-57 (.604)</i>

Dave Van Horn, the three-time SEC Coach of the Year, has elevated Arkansas into one of the nation's premier college baseball programs ever since returning to his alma mater to take over for legendary head baseball coach Norm DeBriyn.

In his 23rd season as head coach in 2025, Van Horn, the second-winningest coach in Arkansas baseball history, has led the Razorbacks to seven College World Series appearances, including a runner-up finish (2018) and four top five finishes (2009, 2012, 2018, 2022), 20 NCAA Tournament berths, three SEC overall titles, eight SEC Western Division championships, one SEC Tournament title and 923 overall wins, including 370 SEC victories.

Van Horn, whose 1,508 career wins are second most among all active Division I head coaches, is one of only five head coaches in college baseball history with 300 or more SEC wins in their career. He is also just the fourth coach in college baseball history, and only the third active coach, to win 900 games at an SEC program, joining Mississippi State Ron Polk, Vanderbilt's Tim Corbin and Ole Miss' Mike Bianco.

Year in and year out, Van Horn, the 23rd coach in NCAA history to win 1,200 games at the Division I level, has produced nationally competitive teams and developed elite-level student-athletes on and off the field, including two Golden Spikes Award and Dick Howser Trophy winners in outfielder Andrew Benintendi (2015) and pitcher Kevin Kopps (2021), as well as countless All-Americans, all-SEC performers and professional baseball players.

Under Van Horn's guidance, the Razorbacks boast 35 All-America honorees, 52 All-SEC selections and 144 Major League Baseball draft picks – and counting.


HOGS VS. 2025 OPPONENTS UNDER DVH

	W-L	Home	Away	Neutral
Arkansas State	5-0	5-0	0-0	0-0
Charlotte	5-2	4-0	0-1	1-1
Florida	32-26	15-6	11-16	6-4
Georgia	25-22	14-7	10-13	1-2
Grambling	13-0	10-0	0-0	3-0
Kansas State	4-4	3-1	0-2	1-1
Little Rock	7-2	7-2	0-0	0-0
LSU	30-46	17-16	11-21	2-9
Michigan	2-0	0-0	0-0	2-0
Missouri	20-4	13-2	7-2	0-0
Missouri State	21-12	13-9	8-3	0-0
Ole Miss	39-44	17-19	15-18	7-7
Oral Roberts	19-6	13-3	5-3	1-0
Portland	3-0	3-0	0-0	0-0
South Carolina	35-24	17-10	14-10	4-4
Texas	11-5	5-0	2-3	4-2
Texas A&M	24-19	14-7	8-11	2-1
TCU	5-3	2-2	0-0	3-1
Tennessee	30-14	15-5	12-8	3-1
UAPB	7-0	6-0	0-0	1-0
UCA	5-0	4-0	0-0	1-0
ULM	8-1	7-1	0-0	1-0
Vanderbilt	25-26	13-10	11-12	1-4
Washington State	10-1	9-1	0-0	1-0


A ||| THE ARKANSAS RAZORBACKS



ROCCO PEPPi
R-Sr. • 5-10 • 195 • R/R
INF/OF • Huntington Beach, Calif.




NOLAN SOUZA
So. • 6-3 • 215 • L/R
INF • Honolulu, Hawai'i



JUSTIN THOMAS JR.
Jr. • 5-11 • 195 • R/R
OF • Savannah, Ga.



KENDALL DIGGS
Sr. • 6-0 • 210 • L/R
OF • Olathe, Kan.



GABE FRASER
Fr. • 6-2 • 190 • L/R
INF • Huntington Beach, Calif.



CAM KOZEAL
So. • 5-10 • 200 • L/R
INF • Omaha, Neb.



WEHIWA ALOY
Jr. • 6-2 • 200 • R/R
INF • Wailuku, Hawai'i



BRENT IREDALE
Jr. • 6-3 • 200 • R/R
INF • Sydney, Australia



ELLIOTT PETERSON
Jr. • 6-0 • 190 • R/R
C • Omaha, Neb.




STEELE EAVES
Fr. • 6-0 • 210 • R/R
RHP • Lonoke, Ark.



GAGE WOOD
Jr. • 6-0 • 205 • R/R
RHP • Batesville, Ark.



AIDEN JIMENEZ
R-So. • 6-3 • 215 • R/R
RHP • Elk Grove, Calif.



ZANE BECKER
Fr. • 5-11 • 200 • R/R
C • Flower Mound, Texas



REESE ROBINETT
R-So. • 6-3 • 220 • L/R
INF • Kennett, Mo.



CARSON WILLIS
Fr. • 5-11 • 195 • R/R
C • Rogers, Ark.




GABE GAECKLE
So. • 6-0 • 190 • R/R
RHP • Aptos, Calif.



BRENTON CLARK
Fr. • 5-11 • 190 • L/R
OF • Texarkana, Texas



LOGAN MAXWELL
Sr. • 5-10 • 195 • L/L
OF • Lima, Ohio



CHARLES DAVALAN
So. • 5-9 • 190 • L/R
OF • Montreal, Canada




KUHIO ALOY
So. • 6-1 • 205 • R/R
INF/OF • Wailuku, Hawai'i




TATE MCGUIRE
So. • 6-3 • 215 • R/R
RHP • Liberty, Mo.



RYDER HELFRICK
So. • 6-1 • 205 • R/R
C • Discovery Bay, Calif.



CARSON BOLES
Sr. • 5-11 • 190 • R/R
OF • Lebanon, Tenn.



COLE GIBLER
Fr. • 6-2 • 205 • L/L
LHP • Blue Springs, Mo.




DYLAN CARTER
R-Sr. • 6-2 • 220 • R/R
RHP • Bentonville, Ark.




HUNTER DIETZ
R-Fr. • 6-6 • 235 • R/L
LHP • Trinity, Fla.



ZACH ROOT
Jr. • 6-2 • 210 • L/L
LHP • Fort Myers, Fla.




LONDON BEIDELSCHIES
Jr. • 6-3 • 230 • L/L
LHP • Canfield, Ohio




PARKER COIL
Jr. • 6-3 • 185 • R/L
LHP • Edmond, Okla.



LUKE WILLIAMS
Fr. • 5-11 • 185 • L/L
LHP • Owasso, Okla.



COLIN FISHER
So. • 6-3 • 225 • L/L
LHP • Noble, Okla.



BEN BYBEE
Jr. • 6-6 • 230 • R/R
RHP • Overland Park, Mo.




WILL MCENTIRE
R-Sr. • 6-4 • 235 • L/R
RHP • Bryant, Ark.



MICHAEL ANDERSON
Jr. • 6-3 • 230 • R/R
INF • Havertown, Pa.



CARSON WIGGINS
Fr. • 6-5 • 215 • R/R
RHP • Roland, Okla.




LANCE DAVIS
Fr. • 6-4 • 200 • R/R
RHP • Jonesboro, Ark.



CHRISTIAN FOUTCH
Jr. • 6-3 • 240 • R/R
RHP • Littleton, Colo.




COOPER DOSSETT
Jr. • 6-0 • 200 • R/R
RHP • Springdale, Ark.



JACKSON FARRELL
Fr. • 6-1 • 215 • R/R
LHP • Jenks, Okla.




TAG ANDREWS
Fr. • 6-0 • 190 • R/R
RHP • Maumelle, Ark.




TYLER HOLLAND
Fr. • 6-1 • 190 • R/R
INF/RHP • Mission Viejo, Calif.




ROSS FELDER
Fr. • 6-2 • 185 • R/R
RHP • Springdale, Ark.



DAVE VAN HORN
Head Coach
23rd Season



NATE THOMPSON
Assistant Coach
8th Season



MATT HOBBS
Assistant Coach
7th Season



BOBBY WERNES
Assistant Coach
5th Season



HUDSON POLK
Student Assistant Coach
1st Season



CLAY GOODWIN
Director of Operations
18th Season



No.	Player	Pos.	Yr.	Ht.	Wt.	B/T	Hometown / High School / Previous School
1	Rocco Peppi	INF/OF	R-Sr.	5-10	195	R/R	Huntington Beach, Calif. / Marina HS / Long Beach State / Fresno State
3	Nolan Souza	INF	So.	6-3	215	L/R	Honolulu, Hawai'i / Punahou School
4	Justin Thomas Jr.	OF	Jr.	5-11	195	R/R	Savannah, Ga. / Benedictine Military School / Georgia / Florida SouthWestern State
5	Kendall Diggs	OF	Sr.	6-0	210	L/R	Olathe, Kan. / Saint Thomas Aquinas HS
6	Gabe Fraser	INF	Fr.	6-2	190	L/R	Huntington Beach, Calif. / Orange Lutheran HS
8	Cam Kozeal	INF	So.	5-10	200	L/R	Omaha, Neb. / Millard South HS / Vanderbilt
9	Wehiwa Aloy	INF	Jr.	6-2	200	R/R	Wailuku, Hawai'i / H.P. Baldwin HS / Sacramento State
10	Brent Iredale	INF	Jr.	6-3	200	R/R	Sydney, New South Wales, Australia / The Hill Sports HS / New Mexico JC
12	Elliott Peterson	C	Jr.	6-0	190	R/R	Omaha, Neb. / Creighton Prep / Southeast CC
13	Steele Eaves	RHP	Fr.	6-0	210	R/R	Lonoke, Ark. / Lonoke HS
14	Gage Wood	RHP	Jr.	6-0	205	R/R	Batesville, Ark. / Batesville HS
16	Aiden Jimenez	RHP	R-So.	6-3	215	R/R	Elk Grove, Calif. / Elk Grove HS / Oregon State
17	Zane Becker	C	Fr.	5-11	200	R/R	Flower Mound, Texas / Flower Mound HS
18	Reese Robinett	INF	R-So.	6-3	220	L/R	Kennett, Mo. / Kennett HS
19	Carson Willis	C	Fr.	5-11	195	R/R	Rogers, Ark. / P27 Academy
20	Gabe Gaeckle	RHP	So.	6-0	190	R/R	Aptos, Calif. / Aptos HS
21	Brenton Clark	OF	Fr.	5-11	190	L/R	Texarkana, Texas / Pleasant Grove HS
22	Logan Maxwell	OF	Sr.	5-10	195	L/L	Lima, Ohio / Shawnee HS / TCU
24	Charles Davalan	OF	So.	5-9	190	L/R	Montreal, Quebec, Canada / TNXL Academy / FGCU
25	Kuhio Aloy	INF/OF	So.	6-1	205	R/R	Wailuku, Hawai'i / H.P. Baldwin HS / BYU
26	Tate McGuire	RHP	So.	6-3	215	R/R	Liberty, Mo. / Liberty North HS
27	Ryder Helfrick	C	So.	6-1	205	R/R	Discovery Bay, Calif. / Clayton Valley Charter HS
28	Carson Boles	OF	Sr.	5-11	190	R/R	Lebanon, Tenn. / Lebanon HS / Lincoln Memorial
29	Cole Gibler	LHP	Fr.	6-2	205	L/L	Blue Springs, Mo. / Blue Springs HS
31	Dylan Carter	RHP	R-Sr.	6-2	220	R/R	Bentonville, Ark. / Bentonville West HS / Crowder
32	Hunter Dietz	LHP	R-Fr.	6-6	235	R/L	Trinity, Fla. / Calvary Christian HS
33	Zach Root	LHP	Jr.	6-2	210	L/L	Fort Myers, Fla. / Fort Myers HS / East Carolina
35	Landon Beidelschies	LHP	Jr.	6-3	230	L/L	Canfield, Ohio / Canfield HS / Ohio State
36	Parker Coil	LHP	Jr.	6-3	185	R/L	Edmond, Okla. / Edmond Memorial HS
37	Luke Williams	LHP	Fr.	5-11	185	L/L	Owasso, Okla. / Owasso HS
38	Colin Fisher	LHP	So.	6-3	225	L/L	Noble, Okla. / Noble HS
40	Ben Bybee	RHP	Jr.	6-6	230	R/R	Overland Park, Kan. / Blue Valley Southwest HS
41	Will McEntire	RHP	R-Sr.	6-4	235	L/R	Bryant, Ark. / Bryant HS
42	Michael Anderson	INF	Jr.	6-3	230	R/R	Havertown, Pa. / Monsignor Bonner HS / Rhode Island
44	Carson Wiggins	RHP	Fr.	6-5	215	R/R	Roland, Okla. / Roland HS
45	Lance Davis	RHP	Fr.	6-4	200	R/R	Jonesboro, Ark. / Valley View HS
46	Christian Foutch	RHP	Jr.	6-3	240	R/R	Littleton, Colo. / Chatfield Senior HS
48	Cooper Dossett	RHP	Jr.	6-0	200	R/R	Springdale, Ark. / Har-Ber HS
49	Jackson Farrell	LHP	Fr.	6-1	215	L/L	Jenks, Okla. / Owasso HS
50	Tag Andrews	RHP	Fr.	6-0	190	R/R	Maumelle, Ark. / Maumelle HS
52	Tyler Holland	INF/RHP	Fr.	6-1	190	R/R	Mission Viejo, Calif. / Mission Viejo HS
57	Ross Felder	RHP	Fr.	6-2	185	R/R	Springdale, Ark. / Har-Ber HS

Coaches & Support Staff

Head Coach:	2 Dave Van Horn, 23rd Season (Arkansas, 1988)
Assistant Coach:	30 Nate Thompson, 8th Season (Dallas Baptist, 2006)
Assistant Coach:	47 Matt Hobbs, 7th Season (Missouri, 2002)
Assistant Coach:	7 Bobby Wernes, 5th Season (Arkansas, 2016)
Student Assistant Coach:	15 Hudson Polk, 1st Season (Arkansas, 2024)
Director of Operations:	Clay Goodwin, 18th Season (Arkansas, 2005)
Director of Strength & Conditioning:	Hunter Bell, 3rd Season (Arkansas-Monticello, 2018)
Director of Pitching Development:	Zach Barr, 8th Season (Arkansas, 2017)
Director of Baseball Analytics:	DJ Baxendale, 6th Season (Arkansas, 2012)
Athletic Trainer:	Corey Wood, 14th Season (East Carolina, 2008)
Equipment Manager:	Mark Taylor, 34th Season (Ouachita Baptist, 1988)
Strength & Conditioning Assistant:	MJ Munoz, 2nd Season (Aurora, 2022)
Strength & Conditioning Intern:	Alden Arrington
Graduate Manager:	John McElroy (Arkansas, 2023), Matthew Schluterman (Arkansas, 2024)
Student Managers:	Anthony Sanchez, Crew Tidwell, Trip Wright
Bullpen Catchers:	Ryan Kleinmark, Hayden Schnitker
Communications Director:	Oliver Grigg, 5th Season (Tulane, 2017)
Academics Director:	Jonathan Burgess, 4th Season (Central Arkansas, 2015)
Sports Nutritionist:	Ben Tarnowski, 2nd Season (North Dakota, 2021)
Sport Administrator:	Kevin Trainor, 15th Season (Arkansas, 1994)
Administrative Assistant:	Kelly Moore, 22nd Season (Arkansas, 2004)

Pronunciation Guide

Kuhio Aloy	koo-hee-oh ah-loy
Wehiwa Aloy	veh-hee-vuh ah-loy
Landon Beidelschies	bi-dull-shees
Charles Davalan	dah-vuh-lawn
Hunter Dietz	deets
Cooper Dossett	dah-sit
Gabe Gaeckle	gack-uhl
Brent Iredale	eye-err-dale
Cam Kozeal	koe-zhull
Nolan Souza	sue-zuh
Bobby Wernes	wer-niss



THE STARTERS

#27 RYDER HELFRICK C SO. .307/.433/.569

Has played in 47 games with 42 starts at catcher ... Slashing .307/.433/.569 with eight home runs and 22 RBI ... Team leader in triples (2) ... Recorded his first career multi-home run game against South Carolina (March 23) and his second at #7 Georgia (April 13) ... As a freshman in 2024, played in 31 games with 26 starts (15 at catcher, 11 as designated hitter) ... Slashed .179/.320/.321 with three homers and eight RBI ... Scored 18 runs ... Totaled 15 hits, including three doubles ... Drew 14 walks ... Season-long seven-game hitting streak and 12-game reached base streak ... Defensively, posted a .994 fielding percentage with one error in 167 total chances ... Threw out 5-of-11 base stealers (45.5%) ... In SEC play, slashed .250/.318/.450 with two homers and four RBI in 14 games with 12 starts.

#8 CAM KOZEAL 1B SO. .339/.387/.621

Has played in 44 games with 41 starts (30 at first base, 11 at second base) ... Slashing .339/.387/.621 with 14 doubles, 12 homers and 53 RBI ... In the series at #14 Vanderbilt (March 28-30), hit three homers and had eight RBI to outscore his former school during the weekend ... Recorded his first career multi-homer game and had five RBI in the series opener at #14 Vanderbilt (March 28) ... Named SEC Player of the Week after powering Arkansas to a weekend series sweep against Missouri by leading the conference in hits (9), doubles (3), RBI (13), total bases (18), on-base percentage (.706) and slugging percentage (1.385) ... Hit a pinch-hit two-run homer at Florida (April 16) ... Vanderbilt transfer ... Played in 43 games with 35 starts as a freshman in 2024 ... Slashed .284/.349/.439 with eight doubles, five homers and 28 RBI ... In SEC play, slashed .261/.307/.449 with three homers and 11 RBI in 19 games ... Prior to Vanderbilt, attended Millard South High School in Omaha, Neb. ... 2023 Nebraska Gatorade Player of the Year.

#3 NOLAN SOUZA 2B SO. .250/.374/.427

Suffered a season-ending injury at #7 Georgia (April 11) ... Prior to the injury, played in 32 games with 28 starts (all at second base) ... Slashed .250/.375/.427 with four home runs and 22 RBI ... Finished the season as the team leader in stolen bases (9-for-9) ... As a true freshman in 2024, earned Freshman All-SEC honors ... Played in 40 games with 31 starts (17 as designated hitter, eight at second base, six at third base) ... Slashed .255/.366/.509 with seven homers and 28 RBI ... 28 hits, including seven doubles ... Drew 18 walks ... 2-for-2 in stolen base attempts ... Recorded seven multi-hit games, including three three-hit games, and nine multi-RBI games ... Season-long six-game hitting streak and 11-game reached base streak ... Defensively, posted a perfect 1.000 fielding percentage in 25 total chances.

#10 BRENT IREDALE 3B JR. .292/.455/.578

Has played in 51 games with 50 starts at third base ... Slashing .292/.455/.578 with 12 home runs and 53 RBI, second most on the Razorbacks ... Team leader in walks (36) and HBP (18) ... One of four Hogs in the DVH era to drive in nine RBI on Opening Weekend ... Tallied eight RBI against Portland (March 7), becoming the first Hog since 1999 with eight RBI in a game ... Recorded 11 total RBI in the series sweep of Portland (March 7-9), most by a Razorback in a three-game series in the DVH era ... Two multi-homer games: Washington State (Feb. 15) & Portland (March 7) ... Spent two seasons at New Mexico JC (2023-24) ... As a sophomore in 2024, was an NJCAA All-American ... First back-to-back WJCAC MVP in the conference's history after slashing a team-leading .441/.576/1.000 with a team-high 25 home runs and 78 RBI in 58 games ... Tallied a team-leading 83 hits, including 22 doubles and four triples ... Native of Sydney, Australia ... First native-born Australian student-athlete in Arkansas baseball history.

#9 WEHIWA ALOY SS JR. .370/.455/.697

Two-time SEC Player of the Week this season ... Has started all 51 games at shortstop ... Slashing a team-leading .370/.455/.697 with a team-high 17 home runs and 53 RBI ... Team leader in extra-base hits (34) and total bases (147) ... Homered in the same inning as his younger brother, Kuhio, vs. Kansas State (Feb. 22) in the Amegy Bank College Baseball Series at Globe Life Field in Arlington, Texas, before connecting on back-to-back homers at #13 Ole Miss (March 15) ... Named SEC Player of the Week (Feb. 24) for first time in his career after powering the Razorback offense through its trip to Globe Life Field ... Hit two home runs, first multi-homer game of his career, against Portland (March 7) ... Named SEC Player of the Week (March 10) after powering Arkansas to double midweek sweep against ULM (March 4-5) and weekend series sweep against Portland (March 7-9) ... Hit a walk-off three-run homer in Arkansas' run-rule win against South Carolina (March 21) ... Homered in Arkansas' series-opening win at #7 Georgia (April 11) and in the series finale against the Bulldogs (April 13) to force extras ... All-SEC honoree as a sophomore in 2024 ... Started all 60 games at shortstop, the only Hog to start every game ... Slashed .270/.355/.485 with a team-leading 14 homers and 56 RBI ... 64 hits, including nine doubles ... 15 multi-hit games ... Tied for team lead in multi-RBI games with 11 ... Season-long hitting streak of 14 games ... Team-leading 31-game reached base streak ... Team leader in stolen bases (7-for-7) ... In SEC play, hit .258/.341/.492 with a team-leading eight homers and 21 RBI in 30 games.

#4 JUSTIN THOMAS JR. LF JR. .304/.465/.565

Has played in 48 games with 40 starts (36 in center field, four in left field) ... Slashing .304/.465/.565 with eight home runs, 30 RBI and 29 walks ... Team leader in on-base percentage (.465) ... Seven multi-walk games, including one three-walk game against Washington State (Feb. 17) ... Fourth on the team in stolen bases (4-for-7) ... Career-high three hits at #3 LSU (May 9) ... Spent one season at Florida SouthWestern State (2024), slashing .393/.514/.699 with 14 homers and 49 RBI in 58 games ... 86 hits, including 21 doubles and two triples ... Drew 44 walks ... 35-of-42 (83.3%) on stolen base attempts ... Began career at Georgia (2023), playing in 25 games with eight starts as a freshman.

#24 CHARLES DAVALAN CF SO. .352/.433/.587

Has played in 51 games with 50 starts (35 in left field, 15 in center field) ... Slashing .352/.433/.587 with 13 homers, second most on the team, and 51 RBI ... Second on the team in hits (75) and runs (62) ... 27 walks to 19 strikeouts ... Hit his first homer of the season in the series opener against Charlotte (Feb. 28) ... Hit first homer of SEC play at #13 Ole Miss (March 14) ... Go-ahead two-run homer in game two of the SEC Opening Weekend series at #13 Ole Miss (March 15) ... First career multi-homer game in the series finale at #14 Vanderbilt (March 30) ... FGCU transfer ... As a freshman at FGCU in 2024, slashed .288/.413/.514 with 10 homers and 37 RBI in 56 games ... Scored a team-leading 66 runs ... Totaled 64 hits, including 16 doubles and two triples ... Drew 28 walks and was hit by 20 pitches ... 13-for-18 on stolen base attempts ... Team-leading five sacrifice hits ... Native of Montreal, Quebec, Canada.

#22 LOGAN MAXWELL RF SR. .331/.447/.567

Has played in 37 games with 36 starts (24 in right field, six in left field, six as designated hitter) ... Slashing .331/.447/.567 with a career-high nine home runs and 25 RBI ... Connected on his first homer of the season in the series opener against Charlotte (Feb. 28) ... Hit his second homer in as many days in the series-clinching win against Charlotte (March 1) ... Walk-off RBI single in the series finale against Charlotte (March 2) ... Homered in back-to-back games at #13 Ole Miss (March 14-15) ... TCU transfer ... As a junior in 2024, earned All-Big 12 honors ... Started all 46 games played in (23 in left field, 23 as designated hitter) ... Slashed .335/.447/.482 with three homers and 35 RBI ... 57 hits, including a team-leading 12 doubles and two triples ... Drew 30 walks ... 10-for-12 on stolen base attempts ... 14 multi-hit games and five multi-RBI performances ... Defensively, posted a perfect 1.000 fielding percentage in 33 total chances ... In Big 12 play, slashed .327/.443/.515 with six doubles, two triples, three home runs and 17 RBI.

#25 KUHIO ALOY DH SO. .356/.431/.634

Younger brother of INF Wehiwa Aloy ... Has played in 47 games with 46 starts (45 as designated hitter, one in right field) ... Slashing .356/.431/.634 with 14 doubles, 13 home runs and a team-leading 66 RBI ... In his Razorback debut against Washington State (Feb. 14), went 2-for-3 with a double, home run and three RBI ... Homered in the same inning as his brother, Wehiwa, vs. Kansas State (Feb. 21) in the Amegy Bank College Baseball Series at Globe Life Field in Arlington, Texas, before connecting on back-to-back homers at #13 Ole Miss (March 15) ... Hit a pinch-hit two-run double vs. #22 TCU (Feb. 22) in the Amegy Bank College Baseball Series at Globe Life Field in Arlington, Texas ... Career-high four hits against Grambling (Feb. 25) ... Career-high six RBI against ULM (March 4) ... Totaled 10 RBI in double midweek series against ULM (March 4-5) ... Homered at #3 LSU (May 9) ... BYU transfer ... As a true freshman in 2024, earned Big 12 All-Freshman honors after slashing .269/.329/.447 with eight homers and 38 RBI in 52 games.

THE BENCH

#5 KENDALL DIGGS OF SR.

Has played in 30 games with 17 starts (16 in right field, one in left field) ... Slashing .167/.275/.333 with two home runs and seven RBI ... As a junior in 2024, one of the Hogs' three team captains ... Played in 55 games with 54 starts (53 in right field, one as designated hitter) ... Slashed .229/.346/.395 with seven homers and 34 RBI through an injury-plagued year ... Scored 35 runs ... Totaled 47 hits, including 11 doubles and one triple ... Finished fourth on the Hogs in RBI (34) and fifth in runs scored (35) ... Drew 34 walks, good for third most on the team ... As a sophomore in 2023, earned All-SEC honors at designated hitter/utility after slashing .299/.436/.547 with 12 home runs and a team-high 63 RBI in 58 games ... Finished as the team leader in RBI (63) ... Scored 51 runs, tied for second most on the Hogs ... Racked up the team's second-most hits (60), including 12 doubles and 1 triple.

#6 GABE FRASER INF FR.

Has played in 26 games with 13 starts (12 at second base, one at third base) ... Slashing .255/.344/.373 with one double, one triple, one home run and 12 RBI ... Made his first career start at second base vs. #22 TCU (Feb. 22) in the Amegy Bank College Baseball Series at Globe Life Field in Arlington, Texas ... Recorded his first career hit on a bunt single against Charlotte (March 2) ... Hit a grand slam for his first collegiate home run against Missouri State (March 25) ... Go-ahead RBI triple in Arkansas' series-opening win at #7 Georgia (April 11) ... Made his first SEC start at #7 Georgia (April 12) and logged two hits ... Attended Orange Lutheran High School in Orange, Calif. ... Ranked by Perfect Game as the No. 144 overall prospect and the No. 37 shortstop in the class of 2024 ... No. 19 overall prospect and No. 3 shortstop in California by Perfect Game ... Father, Joe, played for legendary head coach Augie Garrido at Cal State Fullerton and was a member of the national championship-winning 1995 Titans squad, the first No. 1 seed to win the College World Series, before being selected by the Minnesota Twins in the 27th round of the 1995 MLB Draft.

#1 ROCCO PEPPI INF/OR R-SR.

Has played in 18 games with 15 starts (14 at first base, one in right field) ... Fresno State transfer ... As a redshirt junior at Fresno State in 2024, played in 56 games with 53 starts ... Slashed .327/.392/.602 with a team-leading 14 homers and 56 RBI ... Totaled 69 hits, including 16 doubles ... Hit by a team-leading 20 pitches ... 6-of-9 on stolen base attempts ... Defensively, posted a perfect 1.000 fielding percentage in 61 total chances with four outfield assists ... In league play, slashed .304/.388/.626 with a team-leading 10 homers and 29 RBI in 29 games.

#17 ZANE BECKER C FR.

Has played in 19 games with nine starts at catcher ... 8-for-31 with three doubles, one home run, six RBI and a stolen base ... Made his first collegiate start against Washington State (Feb. 15), collecting a pair of doubles and driving in a run ... Hit his first collegiate home run against UAPB (April 15) ... Attended Flower Mound High School in Flower Mound, Texas ... Ranked by Perfect Game as the No. 386 overall prospect and the No. 41 catcher in the class of 2024 ... No. 34 overall prospect and No. 4 catcher in Texas by Perfect Game.

#18 REESE ROBINETT INF R-SO.

Has played in 18 games with five starts at first base ... Slashing .286/.412/.607 (8-for-28) with three doubles, two home runs and eight RBI on the year ... Had three doubles, including the game-winning RBI double, against UAPB (April 15) ... Belted two home runs, his first career multi-hit games, and drove in a career-high six RBI in the series finale against #1 Texas (May 3) ... Redshirted in 2024 ... As a true freshman in 2023, played in 14 games with five starts (three at first base, two at third base) ... Slashed .240/.269/.480 (6-for-25) with two homers and seven RBI ... Made his SEC debut as a pinch hitter at #1 LSU (March 24, 2023) and hit a three-run homer.

#28 CARSON BOLES OF SR.

Has played in 28 games with 14 starts (nine in right field, five in left field) ... Slashing .321/.481/.518 (18-for-56) with five doubles, two home runs, 16 RBI and 18 walks ... Made his SEC debut as a pinch hitter at #13 Ole Miss (March 16) and collected a single ... Hit his first home run as a Razorback in the second game of the doubleheader against Missouri (April 6) ... Homered in a start in right field against #1 Texas (May 1) ... Spent three seasons at Lincoln Memorial (2022-24) ... Named a unanimous first-team Division II All-American as a junior in 2024 after slashing .475/.572/.863 with 15 homers and 68 RBI ... Tallied a team-leading 87 hits, including 24 doubles and one triple ... Third in Division II in batting average (.475) and doubles (24).

#42 MICHAEL ANDERSON INF JR.

Has played in four games with two starts at first base ... Rhode Island transfer ... As a sophomore in 2024, was a team captain and played in 47 games with 45 starts ... Slashed .252/.411/.574 with 13 homers, second most on the team, and a team-high 41 RBI ... In 2023, earned Freshman All-America honors after starting all 52 games and slashing .316/.396/.555 with 10 homers and 43 RBI.

ON THE MOUND

SUNDAY



#35 LHP LANDON BEIDELSCHIES JR.

4-0, 4.27 ERA, 46.1 IP, 14 BB, 46 SO

Last Start: May 3, vs. #1 Texas, 4.0 IP, 4 H, 4 R, 4 ER, 2 BB, 4 SO

12 appearances, including 11 starts, on the mound this season ... Tied for third on the Razorbacks in wins (4) ... Has logged one quality start on the year ... Made his Razorback debut in an Opening Weekend start against Washington State (Feb. 17), striking out seven over five innings of one-run ball ... Worked in relief vs. #22 TCU (Feb. 22) in the Amegy Bank College Baseball Series at Globe Life Field in Arlington, Texas, spinning 2.2 shutout innings out of the bullpen ... Recorded his first quality start of the season against Charlotte, twirling 6.1 innings of one-run ball with seven strikeouts ... Improved to 3-0 in a start against Portland (March 9), spinning five innings of three-run ball with six strikeouts ... Made his first SEC start at #13 Ole Miss (March 16), allowing four runs in 2.1 innings with two strikeouts ... In his second SEC start, tossed five innings of two-run ball with three strikeouts against South Carolina (March 23) ... Worked five innings of three-run ball with four strikeouts at #14 Vanderbilt (March 30) in his third SEC start to help Arkansas secure its first series sweep in Nashville since 1994 ... Improved to 4-0 with a win in a start in the second game of the doubleheader against Missouri (April 6), firing four innings of two-run ball (one earned) with seven strikeouts ... Struck out six over five innings in a start at #7 Georgia (April 13) ... Fanned four over four innings of one-run ball in a start on the mound in the second game of the doubleheader against Texas A&M (April 18) ... Ohio State transfer ... As a sophomore in 2024, was the Buckeyes' Friday night starter ... Started 15 games on the mound during his sophomore campaign ... Went 6-7 with a 4.15 ERA and a team-leading 91 strikeouts in 84.2 innings ... Limited opposing hitters to a .231 batting average ... Turned in seven quality starts on the year ... Racked up five or more strikeouts in 12 of his 15 starts on the mound ... In Big Ten play, made eight starts on the mound ... Posted a 3-3 record with a 4.86 ERA and 40 strikeouts in 46.1 innings of work ... Logged three quality starts against conference opponents ... Made season debut on the mound against Boston College (Feb. 16), striking out six over four innings ... Carded first quality start of the year at Arizona State (Feb. 22), punching out seven over a season-long seven innings of one-run ball to earn his first win of the season ... Recorded second consecutive quality start and second win in as many outings against Cal (March 1), allowing two runs over six innings while striking out eight ... Notched a season-high 12 strikeouts over 6.1 innings against West Virginia (March 15), picking up his third quality start of the year ... Turned in fourth quality start against Georgetown (March 22) with six innings of two-run ball and five strikeouts ... Collected third win and fifth quality start against Purdue (March 29), fanning seven over seven innings of two-run ball ... Earned his fourth win of the year in a seven-strikeout effort over 5.2 innings against Iowa (April 12) ... Registered his fifth win and sixth quality start with seven innings of one-run ball and five strikeouts against Northwestern (May 10) ... Punched out seven over seven innings of three-run ball to claim his seventh quality start on the road at Rutgers (May 16) ... Sixth and final win of the season came against Nebraska (May 21) in the Big Ten Tournament, striking out eight over five innings and allowing just one run on two hits and one walk ... Entered campaign as a preseason All-Big Ten selection.

PITCHER BREAKDOWN

	W-L-S	ERA	IP	H	R	ER	BB	SO
Starters	20-5-0	4.56	211.1	184	113	107	73	264
Relievers	20-6-10	3.39	220.2	180	90	83	76	264

THE HOG PEN

Pitcher	Last App.	IP	H	R	ER	BB	SO	HR	RI/S	---- Season Totals ----			
										RI/S	SV	Ret./IBF (BB)	
Landon Beidelschies	TCU (2/22)	2.2	1	0	0	1	0	0	0/0	0/0	0	1/1 (0)	
Ben Bybee	LSU (5/10)	1.1	2	2	1	2	1	1	0/0	2/1	0	5/12 (0)	
Dylan Carter	TEX (5/3)	2.2	1	0	0	1	2	0	0/0	9/4	0	13/20 (0)	
Parker Coil	SCH (3/23)	2.0	2	0	0	1	1	0	2/2	7/3	0	6/10 (0)	
Hunter Dietz	LSU (5/10)	0.2	1	1	1	0	2	0	0/0	0/0	0	0/1 (0)	
Steele Eaves	LSU (5/10)	1.0	1	0	0	1	1	0	0/0	0/0	0	3/7 (0)	
Colin Fisher	LSU (5/10)	1.0	1	3	3	3	1	0	3/1	5/3	0	7/10 (0)	
Christian Foutch	TEX (5/3)	1.1	1	1	1	2	2	1	1/0	4/0	3	9/15 (2)	
Gabe Gaekle	LSU (5/9)	3.1	2	1	1	0	5	0	2/0	3/0	0	3/4 (0)	
Cole Gible	UF (4/27)	1.1	1	1	1	1	0	0	2/0	3/0	1	11/14 (0)	
Aiden Jimenez	LSU (5/9)	0.1	2	2	2	2	1	0	0/0	12/1	1	13/16 (1)	
Will McEntire	TEX (5/1)	1.0	0	0	0	1	3	0	0/0	6/5	1	12/15 (0)	
Tate McGuire	LSU (5/10)	0.2	2	3	3	1	1	1	2/2	14/6	1	7/10 (1)	
Carson Wiggins	UF (4/27)	0.0	1	1	1	0	0	0	0/0	2/1	3	12/14 (0)	
TEAM TOTALS										67/24	10	102/149 (4)	

Bullpen Notes: Razorback relief pitchers have combined to retire 102-of-149 (68.5%) first batters faced with only three walks issued ... Razorback relievers have combined to allow 24-of-67 inherited runners (35.8%) to score ... Four of Arkansas' 10 saves this season are of the multi-inning variety ... Six different Razorback relief pitchers have recorded at least one save ... **RHP Carson Wiggins** (3) is tied for the team lead in saves, recording Arkansas' first save of the year and the first save of his career against Washington State (Feb. 15) ... Wiggins has also recorded saves against Charlotte (March 1) and Portland (March 9) ... With two more saves, Wiggins will become the sixth Arkansas freshman pitcher since 2003 to record five or more saves in a season, joining with RHP Gage Wood (5, 2023), RHP Brady Tygart (8, 2022), RHP Nolan Sanburn (8, 2011) and RHP DJ Baxendale (7, 2010) ... **RHP Christian Foutch** (3) is tied for the team lead in saves ... He secured Arkansas' first multi-inning save of the season vs. #22 TCU (Feb. 22) in the Amegy Bank College Baseball Series at Globe Life Field in Arlington, Texas ... Foutch has also recorded saves against Charlotte (Feb. 28) and Oral Roberts (March 18) ... **RHP Tate McGuire** (1) recorded a one-out save vs. Michigan (Feb. 23) in the Amegy Bank College Baseball Series at Globe Life Field in Arlington, Texas, notching his first career save in the process ... **RHP Aiden Jimenez** (1) struck out a career high-tying six and locked down a three-inning save, Arkansas' second multi-inning save of the season, at #13 Ole Miss (March 15) to log his first save of the season ... **RHP Will McEntire** (1) earned his first save of the season and eighth of his career against South Carolina (March 22), firing three shutout innings with a strikeout to record the Razorbacks' third multi-inning save of the year ... **LHP Cole Gible** (1) recorded his first career save against Grambling (April 1) at CHI St. Vincent Field at Dickey-Stephens Park in North Little Rock, Ark., striking out five over two scoreless innings to log Arkansas' fourth multi-inning save this season.



Parker Coil is 2-0 with a team-leading 0.60 ERA and 15 strikeouts over 15.0 innings in relief this season. The left-hander has allowed only one earned run in 10 appearances.



Aiden Jimenez is 4-1 with a 2.32 ERA, 32 strikeouts and one save in a team-high 31.0 innings in relief this year. The Oregon State transfer is holding opposing batters to a .216 average.



Carson Wiggins is tied for the team lead in saves (3) this season. The hard-throwing true freshman has struck out 20 in 14.0 innings and is limiting opposing hitters to a .152 average.

RECORD RUNDOWN

Overall.....	40-11
vs. top-5 teams.....	3-2
vs. top-10 teams.....	4-4
vs. top-25 teams.....	10-5
vs. unranked teams.....	30-6
At home.....	30-3
On the road.....	7-7
At neutral sites.....	3-1
In day games.....	25-3
In night games.....	15-6
In extra innings.....	2-2
In white uniforms.....	13-3
In cardinal uniforms.....	6-2
In cream uniforms.....	7-0
In grey uniforms.....	7-5
In pinstripe uniforms.....	7-1
vs. teams over .500.....	21-9
vs. teams .500 or worse.....	18-2
vs. right-handed starter.....	26-6
vs. left-handed starter.....	13-5
vs. both-handed starter.....	0-0
When starter receives decision.....	21-5
When reliever receives decision.....	19-6
When starter goes 5+ innings.....	20-4
When starter goes less than 5 innings.....	20-7
When scoring first.....	26-2
When scoring in 1st inning.....	15-3
When opponent scores first.....	14-9
When leading after 6 innings.....	35-2
When trailing after 6 innings.....	2-8
When tied after 6 innings.....	3-1
When leading after 7 innings.....	22-1
When trailing after 7 innings.....	1-8
When tied after 7 innings.....	4-1
When leading after 8 innings.....	23-1
When trailing after 8 innings.....	1-8
When tied after 8 innings.....	2-1
In one-run games.....	4-5
In two-run games.....	3-1
In five-run or more games.....	25-2
In run-rule games.....	12-1
Weekend series W-L-T.....	8-4-0
Weekend series sweeps/times swept.....	7/0
When scoring 10+ runs.....	22-1
Shutouts/times shut out.....	7/0
When opponent scores 5 runs or less.....	36-2
When opponent scores 6 runs or more.....	4-9
When collecting 0-3 hits.....	1-0
When collecting 4-6 hits.....	3-1
When collecting 7-9 hits.....	11-6
When collecting 10-12 hits.....	11-3
When collecting 13+ hits.....	14-1
When out-hitting opponent.....	33-2
When out-hit by opponent.....	5-7
When hits are equal.....	2-2
When hitting a home run.....	35-8
When opponent hits a home run.....	16-10
When errorless.....	27-3
When committing one error.....	7-6
When committing 2 errors.....	6-2
When committing 3+ errors.....	0-0
When opponent is errorless.....	12-6
vs. SEC opponents.....	17-9
vs. non-conference opponents.....	23-2
In midweek games.....	11-1
In rubber games.....	1-3
Game 1 of weekend series.....	8-4
Game 2 of weekend series.....	10-2
Game 3 of weekend series.....	8-3
Game 4 of weekend series.....	1-0
In February.....	8-1
In March.....	18-2
In April.....	11-6
In May.....	3-2
In June.....	0-0

MULTI-HIT GAMES

Name	2	3	4	5+	Total
Wehiwa Aloy	17	7	2	-	26
Charles Davalan	16	5	2	-	23
Kuhio Aloy	12	5	2	-	19
Cam Kozeal	13	4	1	-	18
Brent Iredale	11	2	-	-	13
Logan Maxwell	9	3	-	-	12
Ryder Helfrick	8	2	-	-	10
Justin Thomas Jr.	6	1	-	-	7
Nolan Souza	4	1	-	-	5
Rocco Peppi	3	-	-	-	3
Carson Boles	2	-	-	-	2
Gabe Fraser	3	-	-	-	3
Reese Robinett	1	1	-	-	2
Zane Becker	1	-	-	-	1
TEAM	106	31	7	0	144

CAREER MULTI-HIT GAMES

Name	'22	'23	'24	'25	Total
Wehiwa Aloy	-	30	15	26	71
Rocco Peppi	23	17	17	3	60
Charles Davalan	-	-	17	23	40
Logan Maxwell	3	6	14	12	35
Kuhio Aloy	-	-	12	19	31
Cam Kozeal	-	-	12	18	30
Michael Anderson	-	18	9	-	28
Kendall Diggs	2	14	12	-	28
Brent Iredale	-	-	-	13	13
Nolan Souza	-	-	7	5	12
Ryder Helfrick	-	-	-	10	10
Justin Thomas Jr.	-	-	-	7	7
Gabe Fraser	-	-	-	3	3
Reese Robinett	-	1	-	2	3
Carson Boles	-	-	-	2	2
Zane Becker	-	-	-	1	1

MULTI-RBI GAMES

Name	2	3	4	5+	Total
Kuhio Aloy	8	7	2	1	18
Wehiwa Aloy	9	2	3	1	15
Cam Kozeal	6	4	-	3	13
Charles Davalan	5	4	2	1	12
Brent Iredale	3	4	2	2	11
Justin Thomas Jr.	5	2	1	-	8
Ryder Helfrick	4	2	-	-	6
Logan Maxwell	6	-	-	-	6
Nolan Souza	3	3	-	-	6
Carson Boles	3	2	-	-	5
Zane Becker	1	1	-	-	2
Kendall Diggs	2	-	-	-	2
Gabe Fraser	1	-	1	-	2
Rocco Peppi	1	-	1	-	2
Reese Robinett	-	-	-	1	1
TEAM	58	30	12	9	109

HITTING STREAKS

Name	Longest	Current
Charles Davalan	17	4
Kuhio Aloy	12	8
Wehiwa Aloy	10	-
Logan Maxwell	9	1
Ryder Helfrick	8	2
Cam Kozeal	8	2
Justin Thomas Jr.	7	5
Carson Boles	6	1
Brent Iredale	5	-
Nolan Souza	5	2
Kendall Diggs	5	-
Rocco Peppi	4	-
Gabe Fraser	4	-
Reese Robinett	2	-
Zane Becker	2	-

REACHED BASE STREAKS

Name	Longest	Current
Charles Davalan	35	4
Logan Maxwell	27	1
Brent Iredale	25	-
Wehiwa Aloy	16	-
Carson Boles	16	16
Ryder Helfrick	15	8
Cam Kozeal	14	2
Kuhio Aloy	12	8
Justin Thomas Jr.	12	9
Kendall Diggs	11	1
Nolan Souza	7	7
Rocco Peppi	6	-
Reese Robinett	6	6
Gabe Fraser	5	5
Zane Becker	4	-
Michael Anderson	1	-

CAREER HOME RUNS

Name	Solo	2R	3R	GS	Total
Wehiwa Aloy	24	12	6	3	45
Rocco Peppi	13	8	2	2	25
Kendall Diggs	10	5	7	2	24
Michael Anderson	13	6	2	2	23
Charles Davalan	12	5	4	2	23
Kuhio Aloy	8	8	3	2	21
Cam Kozeal	7	6	3	1	17
Logan Maxwell	8	6	-	-	14
Brent Iredale	4	3	4	1	12
Ryder Helfrick	11	-	-	-	11
Nolan Souza	6	2	2	1	11
Justin Thomas Jr.	4	5	-	-	9
Reese Robinett	1	1	2	-	4
Carson Boles	-	1	1	-	2
Zane Becker	-	1	-	-	1
Gabe Fraser	-	-	-	1	1

HOME RUN BREAKDOWN

Total.....	104
at Baum-Walker Stadium.....	72
on the Road.....	29
Neutral Site.....	3
vs. RHP.....	78
vs. LHP.....	26
w/ 0 Outs.....	35
w/ 1 Out.....	33
w/ 2 Outs.....	36
Solo.....	44
Two-Run.....	38
Three-Run.....	16
Grand Slam.....	6
Leadoff.....	19
Back-To-Back.....	5
Walk-Off.....	5
Pinch-Hit.....	1
Before 7th Inning.....	78
7th Inning and Beyond.....	26
Current Streak of Consecutive Games with HR.....	0
Longest Streak of Consecutive Games with HR.....	10
Opponent HR Total.....	48
Last HR Given Up.....	3R
Current Streak of No HR Allowed.....	0
Longest Stretch without HR Allowed.....	5

COMEBACKS

defined as any win when trailing after an inning

Date / Opponent	Score (Inn.)	Final
Feb. 22 / #22 TCU	0-1 (6)	W, 2-1
Feb. 28 / Charlotte	1-5 (3)	W, 11-10
March 15 / at #13 Ole Miss	1-2 (4)	W, 12-3
March 16 / at #13 Ole Miss	8-9 (8)	W, 12-9
March 30 / at #14 Vanderbilt	2-3 (7)	W, 7-3
April 8 / Arkansas State	1-2 (4)	W, 7-3
April 11 / at #7 Georgia	0-3 (3)	W, 13-3
April 18 / Texas A&M (DH-1)	2-4 (2)	W, 11-5

BLOWN LEADS

defined as any loss when leading after an inning

Date / Opponent	Score (Inn.)	Final
March 25 / Missouri State	13-8 (8)	L, 14-13 (10)
April 25 / at Florida	2-0 (2)	L, 6-4
April 27 / at Florida	5-2 (3)	L, 9-5
May 9 / at #3 LSU	3-2 (6)	L, 5-4 (10)

TEAM GAME HIGHS

Team Batting

At bats:	44	at #13 Ole Miss (March 16)
	44	vs. Missouri State (March 25)
	44	at #7 Georgia (April 13)
Runs scored:	21	vs. Missouri (April 5)
Hits:	18	vs. UAPB (April 15)
RBI:	20	vs. Missouri (April 5)
Doubles:	6	vs. Washington State (Feb. 14)
Triples:	1	(7 times)
Home runs:	5	(4 times)
Total bases:	33	vs. UAPB (April 15)
Walks:	14	vs. Missouri (April 5)
Strikeouts:	16	at Florida (April 25)
Sac hits:	2	vs. South Carolina (March 23)
	2	at #14 Vanderbilt (March 29)
Sac flies:	2	(7 times)
Stolen bases:	3	vs. Washington State (Feb. 14)
	3	vs. Arkansas State (April 8)
Hit by pitch:	5	vs. #1 Texas (May 2)
Caught stealing:	2	vs. Charlotte (March 2)
	2	vs. Oral Roberts (March 19)
	2	vs. Arkansas State (April 8)
Runners LOB:	14	vs. #1 Texas (May 2)
Hit into DP:	3	vs. Oral Roberts (March 18)

Fielding

Putouts:	35	at #7 Georgia (April 13)
Assists:	14	vs. Kansas State (Feb. 21 in Arlington, Texas)
	14	vs. South Carolina (March 23)
Errors:	2	(8 times)
Passed balls:	1	(6 times)
DPs turned:	3	vs. South Carolina (March 22)

Pitching

Innings pitched:	11.2	at #7 Georgia (April 13)
Runs allowed:	14	vs. Missouri State (March 25)
Earned runs:	12	vs. Missouri State (March 25)
	12	at #3 LSU (May 10)
Walks allowed:	9	at #3 LSU (May 10)
Strikeouts:	19	vs. Missouri State (March 25)
Hits allowed:	15	vs. Charlotte (Feb. 28)
Doubles allowed:	6	at #13 Ole Miss (March 14)
Triples allowed:	1	vs. Washington State (Feb. 15)
	1	vs. Charlotte (Feb. 28)
	1	vs. Portland (March 7)
Homers allowed:	4	at #13 Ole Miss (March 16)
	4	vs. Missouri State (March 25)
	4	at #3 LSU (May 10)
Wild pitches:	3	(4 times)
Hit batters:	3	(4 times)

INDIVIDUAL GAME HIGHS

Individual Batting

At bats:	6	(7 times)
Runs scored:	5	Wehiwa Aloy vs. Portland (March 7)
Hits:	4	(7 times)
RBI:	8	Brent Iredale vs. Portland (March 7)
Doubles:	3	Reese Robinett vs. UAPB (April 15)
Triples:	1	(7 times)
Home runs:	2	(12 times)
Total bases:	10	Brent Iredale vs. Portland (March 7)
	10	Cam Kozeal vs. Missouri (April 6)
Walks:	3	(4 times)
Strikeouts:	4	Kuhio Aloy vs. Missouri (April 5)
Sac hits:	1	(14 times)
Sac flies:	1	(26 times)
Stolen bases:	3	Nolan Souza vs. Arkansas State (April 8)
Hit by pitch:	2	(4 times)
Caught stealing:	1	(12 times)
Runners LOB:	6	Kuhio Aloy vs. Missouri (April 6)

Fielding

Putouts:	18	Ryder Helfrick at #7 Georgia (April 13)
Assists:	6	Wehiwa Aloy vs. South Carolina (March 22)
	6	Wehiwa Aloy vs. Arkansas State (April 8)
	6	Brent Iredale vs. Little Rock (April 23)
Errors:	2	Wehiwa Aloy vs. Michigan (Feb. 23 in Arlington, Texas)
	2	Brent Iredale vs. Texas A&M (April 17)
Passed balls:	1	(6 times)

Pitching

Innings pitched:	8.0	Zach Root vs. #1 Texas (May 1)
Runs allowed:	9	Gabe Gaeckle vs. Charlotte (Feb. 28)
Earned runs:	9	Gabe Gaeckle vs. Charlotte (Feb. 28)
Walks allowed:	4	Gabe Gaeckle vs. Kansas State (Feb. 21 in Arlington, Texas)
	4	Gabe Gaeckle at Florida (April 26)
Strikeouts:	11	Zach Root vs. #1 Texas (May 1)
Hits allowed:	10	Gabe Gaeckle vs. Charlotte (Feb. 28)
	10	Zach Root at #13 Ole Miss (March 14)
Doubles allowed:	4	Zach Root at #13 Ole Miss (March 14)
Triples allowed:	1	Gage Wood vs. Washington State (Feb. 15)
	1	Gabe Gaeckle vs. Charlotte (Feb. 28)
	1	Gabe Gaeckle vs. Portland (March 7)
Homers allowed:	2	(6 times)
Wild pitches:	2	(8 times)
Hit batters:	2	Christian Foutch vs. Charlotte (Feb. 28)
	2	Landon Beidelschies at #14 Vanderbilt (March 30)
	2	Tate McGuire vs. Grambling (April 1 in North Little Rock, Ark.)



Zach Root struck out a career-high 11 batters in a career-long eight-inning start against #1 Texas (May 1) to lead Arkansas to a series-opening win over its longtime Southwest Conference foe.

THE LAST TIME AN ARKANSAS PLAYER...

4 hits in a game.....	Kuhio Aloy vs. UAPB, April 15, 2025
5 hits in a game.....	Peyton Stovall vs. Missouri State, May 1, 2024
6 hits in a game.....	Jeremy Jackson vs. Northeastern (Okla.), April 16, 1997
Multiple hits in six consecutive games.....	Charles Davalan at #13 Ole Miss, vs. Oral Roberts & vs. South Carolina, March 14-21, 2025
Multiple hits in seven or more consecutive games.....	Kuhio Aloy (7) vs. Grambling, vs. Charlotte, vs. ULM & vs. Portland, Feb. 25-March 7, 2025
2 hits in an inning.....	Ryder Helfrick (1B, 1B) & Wehiwa Aloy (2B, 3B) vs. Oral Roberts (4th), March 19, 2025
2 doubles in an inning.....	Harold Coll vs. SEMO (6th), March 21, 2023
2 extra-base hits in an inning.....	Wehiwa Aloy (2B, 3B) vs. Oral Roberts (4th), March 19, 2025
Reached base twice in an inning.....	Gabe Fraser (BB, BB) at #7 Georgia (9th), April 11, 2025
2 doubles in a game.....	Cam Kozeal at #7 Georgia, April 12, 2025
3 doubles in a game.....	Reese Robinett vs. UAPB, April 15, 2025
4 doubles in a game.....	Rodney Nye vs. Louisiana Tech, March 31, 1998
3 consecutive at-bats with a double.....	Hudson White vs. James Madison, Feb. 17-18, 2024
4 consecutive games with a double.....	Cam Kozeal vs. Missouri & vs. Arkansas State, April 5-8, 2025
Led off a game with a triple.....	Braydon Webb vs. #2 Stanford (College World Series), June 18, 2022
2 triples in a game.....	Jax Biggers vs. Auburn (SEC Tournament), May 25, 2017
Led off a game with a home run.....	Peyton Stovall vs. Texas Tech, April 17, 2024
2 home runs in a game.....	Reese Robinett (2R, 3R) vs. #1 Texas, May 3, 2025
3 home runs in a game.....	Chad Spanberger (Solo, 2R, GS) vs. Auburn (SEC Tournament), May 25, 2017
2 home runs in an SEC Tournament game.....	Peyton Holt (3R, Solo) vs. #2 Kentucky (SEC Tournament), May 23, 2024
2 home runs in an NCAA Tournament game.....	Ben McLaughlin (3R, 3R) & Hudson White (Solo, 3R) vs. SEMO (NCAA Regional), May 31, 2024
Grand slam.....	Gabe Fraser vs. Missouri State, March 25, 2025
Grand slam in consecutive games.....	Cayden Wallace vs. UIC, March 12-13, 2022
Grand slam in an SEC Tournament game.....	Jared Wegner vs. Texas A&M (SEC Tournament), May 24, 2023
HR in consecutive at-bats.....	Reese Robinett vs. #1 Texas, May 3, 2025
HR in 2 straight games.....	Kuhio Aloy vs. #1 Texas & at #3 LSU, May 3-9, 2025
HR in 3 straight games.....	Wehiwa Aloy vs. UAPB & Texas A&M, April 15-18, 2025
HR in 4 straight games.....	Wehiwa Aloy at Georgia, vs. UAPB & Texas A&M, April 13-18, 2025
HR in 5 straight games.....	Aaron Murphree vs. OSU, South Dakota State & Siena, March 2-8, 2008
HR in 6 straight games.....	Aaron Murphree vs. OSU, South Dakota State & Siena, March 2-9, 2008
Pinch-hit home run.....	Cam Kozeal at Florida, April 26, 2025
Pinch-hit home run in an SEC game.....	Cam Kozeal at Florida, April 26, 2025
Pinch-hit home run in an NCAA Tournament game.....	Charlie Welch vs. #19 Nebraska (NCAA Regional), June 7, 2021
Back-to-back home runs.....	Wehiwa Aloy (Solo) & Kuhio Aloy (Solo) at #13 Ole Miss, March 15, 2025
Back-to-back-to-back home runs.....	Charles Davalan (2R), Wehiwa Aloy (Solo) & Kuhio Aloy (Solo) at #13 Ole Miss, March 15, 2025
Walk-off home run (non-run rule).....	Kendall Diggs vs. Texas A&M (SEC Tournament), May 24, 2023
Walk-off home run in an SEC game.....	Kendall Diggs vs. Ole Miss, April 30, 2022
Walk-off home run in an SEC Tournament game.....	Kendall Diggs vs. Texas A&M (SEC Tournament), May 24, 2023
Inside-the-park home run.....	Casey Martin vs. Kentucky, May 3, 2019
Little League home run.....	Justin Thomas Jr. vs. Little Rock, April 22, 2025
Hit a home run from both sides of the plate in a game.....	Dylan Leach vs. UCA, April 5, 2022
Hit for the cycle.....	Dylan Leach vs. UCA, April 5, 2022
4 runs in a game.....	Wehiwa Aloy vs. Missouri [DH-2], April 6, 2024
5 runs in a game.....	Wehiwa Aloy vs. Portland, March 7, 2025
6 runs in a game.....	Trevor Ezell vs. Grambling, April 30, 2019
4 RBI in a game.....	Kuhio Aloy vs. UAPB, April 15, 2025
5 RBI in a game.....	Cam Kozeal vs. Missouri, April 5, 2025
6 RBI in a game.....	Reese Robinett vs. #1 Texas, May 3, 2025
7 RBI in a game.....	Charles Davalan vs. Missouri [DH-1], April 6, 2024
8 RBI in a game.....	Brent Iredale vs. Portland, March 7, 2025
9 RBI in a game (program record).....	Ryan Lundquist vs. Central Missouri St., March 4, 1997

THE LAST TIME AN ARKANSAS PLAYER...

2 walks in an inning.....	Gabe Fraser at #7 Georgia (9th), April 11, 2025
4 walks in a game.....	Braydon Webb vs. Mississippi State, April 1, 2022
5 walks in a game (program record).....	Jared Wegner vs. Louisiana Tech, March 12, 2023
Hit by 2 pitches in an inning.....	Logan Maxwell vs. South Carolina (1st), March 22, 2025
Reached base in 35 or more consecutive games.....	Charles Davalan (35) vs. Michigan, vs. Grambling, vs. Charlotte, vs. ULM, vs. Portland, vs. UCA, at #13 Ole Miss, vs. Oral Roberts, vs. South Carolina, vs. Missouri State, at #14 Vanderbilt, vs. Grambling, vs. Missouri, vs. Arkansas State, at #7 Georgia, vs. Texas A&M, Feb.23-April 18, 2025
2 stolen bases in a game.....	Wehiwa Aloy vs. Grambling, April 1, 2025
3 stolen bases in a game.....	Nolan Souza vs. Arkansas State, April 8, 2025
4 stolen bases in a game.....	Logan Forsythe vs. Ole Miss, May 19, 2007
Stole home.....	Bobby Wernes vs. Ole Miss, March 28, 2015
2 errors in a game.....	Brent Iredale vs. Texas A&M, April 17, 2025
3 errors in a game.....	Bobby Wernes at LSU, April 12, 2014
4 errors in a game.....	Chris Shaddy vs. TCU, April 27, 1980
No-hitter (9 innings).....	Scott Roehl vs. Kansas St., March 20, 2001
Combined no-hitter (9 innings).....	Nick Schmidt (6.0 IP), Brian McLelland (1.0 IP) & Devin Collis (2.0 IP) vs. Oklahoma State, February 12, 2006
Combined no-hitter (7 innings).....	Dominic Taccolini (2.0 IP), Matt Cronin (3.0 IP) & Josh Alberius (2.0 IP) vs. Auburn (SEC Tournament), May 25, 2017
1-hitter (9 innings).....	Brett Eibner vs. Georgia, April 19, 2009
1-hitter (7 innings).....	Trevor Stephan (7.0 IP) at Tennessee, May 6, 2017
Combined 1-hitter (9 innings).....	Brady Tygart (4.2 IP) & Will McEntire (4.1 IP) vs. Missouri, March 16, 2024
Combined 1-hitter (7 innings).....	Colin Fisher (2.0 IP), Tate McGuire (3.0 IP), Dylan Carter (1.0 IP) & Steele Eaves (1.0) vs. Oral Roberts, March 19, 2025
2-hitter (9 innings).....	Keaton McKinney vs. Alabama (SEC Tournament), May 2, 2014
2-hitter (7 innings).....	Kacey Murphy vs. Florida (SEC Tournament), May 27, 2017
Combined 2-hitter (9 innings).....	Zach Root (8.0 IP) & Will McEntire (1.0 IP) vs. #1 Texas, May 1, 2025
Combined 2-hitter (7 innings).....	Ben Bybee (3.0 IP), Dylan Carter (2.0 IP), Christian Foutch (1.0 IP) & Stone Hewlett (1.0 IP) vs. Little Rock, March 26, 2024
3-hitter (9 innings).....	Will McEntire (9.0 IP) vs. Louisiana Tech, March 11, 2023
3-hitter (7 innings).....	N/A
Combined 3-hitter (9 innings).....	Zach Root (7.2 IP), Aiden Jimenez (0.1 IP) & Dylan Carter (1.1 IP) at #14 Vanderbilt, March 28, 2025
Combined 3-hitter (7 innings).....	Tate McGuire (5.0 IP), Dylan Carter (1.0 IP) & Carson Wiggins (1.0 IP) vs. Little Rock, April 22, 2025
Complete game (9 innings).....	Hunter Hollan vs. #6 South Carolina, May 14, 2023
Complete game (7 innings).....	Zach Root vs. South Carolina, March 21, 2025
Complete game (10 innings).....	Dominic Taccolini at #12 Kentucky, April 22, 2016
Complete-game shutout (9 innings).....	Dominic Taccolini at #12 Kentucky, April 22, 2016
Complete-game shutout (7 innings).....	Kacey Murphy vs. Florida (SEC Tournament), May 27, 2017
10-inning or more start.....	Dominic Taccolini at #12 Kentucky (10 innings), April 22, 2016
Had 10 strikeouts.....	Zach Root vs. Portland, March 8, 2025
Had 11 strikeouts.....	Zach Root vs. #1 Texas, May 1, 2025
Had 12 strikeouts.....	Hagen Smith at #23 Auburn, March 21, 2024
Had 13 strikeouts.....	Isaiah Campbell vs. Stony Brook, March 1, 2019
Had 14 strikeouts.....	Hagen Smith at #5 Texas A&M, May 16, 2024
Had 15 strikeouts.....	Nick Schmidt vs. Auburn, May 18, 2006
Had 16 strikeouts.....	David Walling vs. Eastern Illinois, Feb. 20, 1998
Had 17 strikeouts (program record).....	Hagen Smith vs. #7 Oregon State, Feb. 23, 2024
Had 10 or more strikeouts in two consecutive outings.....	Hagen Smith vs. #14 Mississippi State (11) & at #5 Texas A&M (14), May 10-16, 2024
Had 10 or more strikeouts in three consecutive outings.....	Hagen Smith at #8 Kentucky (14), vs. #14 Mississippi State (11) & at #5 Texas A&M (14), May 3-16, 2024
Had 10 or more strikeouts in four consecutive outings.....	Hagen Smith vs. Florida (11), at #8 Kentucky (14), vs. #14 Mississippi State (11) & at #5 Texas A&M (15), April 26-May 16, 2024
Had 10 or more strikeouts in five consecutive outings.....	H. Smith at #20 S Carolina (11), vs. Florida (11), at #8 Kentucky (14), vs. #14 Mississippi St (11) & at #5 Texas A&M (14), April 19-May 16, 2024
Had 12 or more strikeouts in consecutive outings.....	Hagen Smith vs. #7 Oregon State (17) & Murray State (12), Feb. 23-March 1, 2024
Had four strikeouts in an inning.....	Stone Hewlett vs. UCA, March 5, 2024
Threw an immaculate inning (9 pitches, 9 strikes, 3 strikeouts).....	Parker Coil vs. Charlotte, March 2, 2025
Consecutive starts of seven or more innings.....	Zach Root vs. South Carolina (7.0 IP) & at #14 Vanderbilt (7.2 IP), March 21-28, 2025
Pitched in five consecutive games.....	Stone Hewlett at #23 Auburn, vs. Little Rock & vs. #8 LSU, March 22-29, 2024

THE LAST TIME AN ARKANSAS TEAM...

Scored 10 runs	vs. Little Rock, April 22, 2025
Scored 11 runs	vs. Texas A&M [DH-1], April 18, 2025
Scored 12 runs	vs. South Carolina, March 22, 2025
Scored 13 runs	vs. #1 Texas, May 3, 2025
Scored 14 runs	vs. Missouri [DH-1], April 6, 2025
Scored 15 runs	vs. ULM, March 5, 2025
Scored 16 runs	vs. Missouri [DH-2], April 6, 2025
Scored 17 runs	vs. SEMO (NCAA Regional), May 31, 2024
Scored 18 runs	vs. McNeese, March 10, 2024
Scored 19 runs	vs. Northwestern State, April 23, 2019
Scored 20 runs	vs. Portland, March 7, 2025
Scored 21 runs	vs. Missouri, April 5, 2025
Scored 22 runs	vs. Louisiana Tech, Feb. 14, 2004
Scored 23 runs	Never
Scored 24 runs	Missouri Southern, Feb. 11, 1998
Scored 25 runs	Missouri Southern, Feb. 4, 2001
Scored 26 runs	vs. UAPB, April 14, 2021
Scored 27 runs	Never
Scored 28 runs	vs. Wisconsin-Milwaukee (DH-2), Feb. 18, 2007
Scored 29 runs	Morningside, April 6, 1968
Scored 30 runs	at South Carolina, March 30, 1997
Scored 31 runs	Never
Scored 32 runs	vs. Bucknell, Feb. 17, 2018
Scored 33 runs	vs. Southwest Baptist, March 21, 1984
Scored 20 or more runs against an SEC opponent	vs. Missouri (21), April 5, 2025
Scored 30 or more runs against an SEC opponent	at South Carolina (30), March 30, 1997
Scored 50 or more runs in an SEC weekend series	51 vs. Missouri, April 5-6, 2025
Scored 4 runs in an inning	vs. #1 Texas (4th), May 3, 2025
Scored 5 runs in an inning	at Florida (2nd), April 27, 2025
Scored 6 runs in an inning	at Florida (5th), April 26, 2025
Scored 7 runs in an inning	at #7 Georgia (9th), April 11, 2025
Scored 8 runs in an inning	vs. South Carolina (1st), March 22, 2025
Scored 9 runs in an inning	vs. Arkansas State (3rd), April 2, 2024
Scored 10 runs in an inning	vs. Charlotte (4th), Feb. 28, 2025
Scored 11 runs in an inning	vs. UAPB (5th), April 14, 2021
Scored 12 runs in an inning	vs. Oral Roberts (4th), March 19, 2025
Scored 13 runs in an inning	Never
Scored 14 runs in an inning	vs. Saint Louis (1st), April 7, 2010
Had 10 hits	at #13 Ole Miss, March 14, 2025
Had 11 hits	at #3 LSU, May 9, 2025
Had 12 hits	vs. Texas A&M [DH-1], April 18, 2025
Had 13 hits	vs. South Carolina, March 23, 2025
Had 14 hits	vs. Missouri, April 5, 2025
Had 15 hits	vs. South Carolina, March 21, 2025
Had 16 hits	vs. Missouri [DH-1], April 6, 2025
Had 17 hits	vs. #16 NC State (NCAA Super Regional), June 11, 2021
Had 18 hits	vs. UAPB, April 15, 2025
Had 19 hits	vs. UCA, April 5, 2022
Had 20 hits	vs. Grambling, Feb. 27, 2024
Had 21 hits	vs. #2 Stanford (College World Series), June 18, 2022
Had 22 hits	at #6 Vanderbilt, April 14, 2019
Had 23 hits	Centenary, March 31, 1999
Had 24 hits	Georgia, March 17, 2001
Had 25 hits	at Centenary, March 23, 2005
Had 26-29 hits	28 at South Carolina, March 30, 1997
Had 30 hits	vs. Saint Louis, April 7, 2010
Had 31+ hits	32 vs. Southwest Baptist, March 21, 1984
Hit four home runs in a game	4 - Kuhio Aloy (1), Wehiwa Aloy (1), Zane Becker (1) & Cam Kozeal (1) vs. UAPB, April 15, 2025
Hit five home runs in a game	5 - Reese Robinett (2), Kuhio Aloy (1), Charles Davalan (1) & Justin Thomas Jr. (1) vs. #1 Texas, May 3, 2025
Hit six home runs in a game	6 - Ben McLaughlin (2), Hudson White (2), Wehiwa Aloy (1) & Kendall Diggs (1) vs. SEMO (NCAA Regional), May 31, 2024
Hit seven home runs in a game	7 - Robert Moore (2), Jalen Battles (1), Chris Lanzilli (1), Brady Slavens (1), Michael Turner (1) & Cayden Wallace (1) vs. UCA, April 5, 2022
Hit eight or more home runs in a game	8 - Matt Goodheart (2), Brady Slavens (2), Cullen Smith (2) & Charlie Welch (2) vs. UAPB, April 14, 2021

THE LAST TIME AN ARKANSAS TEAM...

Hit two grand slams in a game.....	vs. Grambling, Feb. 27, 2024
Hit a grand slam in two consecutive games.....	vs. South Carolina & vs. Missouri State, March 23-25, 2025
Hit a grand slam in three consecutive games.....	vs. UIC & vs. Grambling, March 12-15, 2022
Had two brothers hit home runs in the same game.....	Wehiwa Aloy (2nd) & Kuhio Aloy (3rd) vs. UAPB, April 15, 2025
Had two brothers hit back-to-back home runs.....	Wehiwa Aloy (Solo) & Kuhio Aloy (Solo) at #13 Ole Miss, March 15, 2025
3 errors in a game.....	vs. #2 Kentucky (SEC Tournament), May 23, 2024
4 errors in a game.....	vs. Michigan, Feb. 25, 2024
5 errors in a game.....	vs. South Carolina (SEC Tournament), May 23, 2018
6 errors in a game.....	vs. Eastern Illinois, March 5, 2016
7 errors in a game.....	vs. LA Tech, March 20, 2001
Overcame a seven-run deficit to win.....	vs. Texas Tech, April 16, 2024
Overcame an eight-run deficit to win.....	vs. Charlotte, Feb. 28, 2025
Overcame a nine-run deficit to win.....	at Louisiana Tech, March 1, 2017
Four consecutive run-rule wins.....	vs. ULM & Portland, March 4-8, 2025
Shut out an opponent at home.....	vs. #1 Texas, May 1, 2025
Shut out an opponent on the road.....	at Florida, April 26, 2025
Shut out an SEC opponent at home.....	vs. #1 Texas, May 1, 2025
Shut out an SEC opponent on the road.....	at Florida, April 26, 2025
Shut out by an SEC opponent at home.....	vs. #24 Vanderbilt, May 15, 2022
Shut out by an SEC opponent on the road.....	at #5 Texas A&M, May 16, 2024
Threw consecutive shutouts.....	vs. Little Rock (10-0 [7 inn.], 4-0 [9 inn.]), April 22-23, 2025
Threw consecutive seven-inning shutouts.....	vs. UAPB [DH-1 & DH-2] (15-0, 6-0), April 12, 2022
Threw consecutive nine-inning shutouts.....	vs. Missouri (8-0, 6-0), March 15-16, 2024
Threw consecutive seven-inning shutouts against an SEC opponent.....	vs. South Carolina (2-0, 3-0) April 14, 2018
Threw back-to-back nine-inning shutouts against an SEC opponent.....	vs. Missouri (8-0, 6-0), March 15-16, 2024
Most consecutive shutouts thrown.....	4, vs. Wisconsin, March 15-16, 1980
Struck out 20 or more opposing batters.....	at #5 Texas A&M (20), May 16, 2024
Struck out 23 or more opposing batters.....	vs. #7 Oregon State (23), Feb. 23, 2024
Struck out 25 or more opposing batters (program record).....	vs. Oklahoma State (25), Feb. 24, 2024
Struck out 10-plus opposing batters in 10 consecutive games.....	vs. #7 Oregon State, Oklahoma State, Michigan, Grambling, Murray State, UCA & McNeese, Feb. 23-March 9, 2024
Struck out 20-plus opposing batters in back-to-back games.....	vs. #7 Oregon State & Oklahoma State, Feb. 23-24, 2024
Had starting pitchers record double-digit strikeouts in three consecutive games.....	Hagen Smith (12), Brady Tygart (10) & Mason Molina (10) vs. Murray State, March 1-3, 2024
Was shut out.....	at #5 Texas A&M (1-0), May 16, 2024
Was shut out in back-to-back games.....	vs. LSU (7-0, 6-0), April 23-24, 2005
Held to 1 hit.....	vs. Missouri State, May 17, 2016
Held to 2 hits.....	vs. #24 Vanderbilt, May 15, 2022
Held to 3 hits.....	vs. #22 TCU, Feb. 22, 2025
Did not strikeout.....	vs. Eastern Illinois, Feb. 16, 2019
Swept an SEC home weekend series.....	vs. #1 Texas, May 1-3, 2025
Swept an SEC road weekend series.....	at #14 Vanderbilt, March 28-30, 2025
Was swept in an SEC home weekend series.....	vs. Alabama, May 13-15, 2016
Was swept in an SEC road weekend series.....	at Georgia, April 20-22, 2023
Swept a non-conference home weekend series.....	vs. Portland, March 7-9, 2025
Swept a non-conference road weekend series.....	at Northwestern State, Feb. 16-18, 1996
Was swept in a non-conference home weekend series.....	vs. Long Beach State, Feb. 25-27, 2000
Was swept in a non-conference road weekend series.....	at UNLV, March 19-21, 1994
Won an SEC home weekend series.....	vs. #1 Texas, May 1-3, 2025
Won an SEC road weekend series.....	at #14 Vanderbilt, March 28-30, 2025
Lost an SEC home weekend series.....	vs. Texas A&M, April 17-18, 2025
Lost an SEC road weekend series.....	at #3 LSU, May 9-11, 2025
Won a non-conference home weekend series.....	vs. Portland, March 7-9, 2025
Won a non-conference road weekend series.....	at Louisiana Tech, March 12-14, 2021
Lost a non-conference home weekend series.....	vs. South Alabama, Feb. 28-March 1, 2014
Lost a non-conference road weekend series.....	at Texas A&M, Feb. 27-29, 2004
Lost a midweek game.....	vs. Missouri State, March 25, 2025



||| HOME RUN CHART

No.	Player	Game	Date	Opponent	Pitcher	On Base	Inning	Outs	Count	Score	Final
1	Kuhio Aloy (1) !	2	Feb. 14	Washington State [DH-2]	RHP Miles Chandler	2	7th	0	3-1	11-2	W, 14-2 (7)
2	Brent Iredale (1) *	3	Feb. 15	Washington State	RHP Luke Meyers	0	4th	0	1-0	1-2	W, 5-2
3	Brent Iredale (2)	3	Feb. 15	Washington State	LHP Jake Tedesco	0	6th	1	1-2	2-2	W, 5-2
4	Wehiwa Aloy (1)	3	Feb. 15	Washington State	LHP Jake Tedesco	1	8th	0	0-0	3-2	W, 5-2
5	Kuhio Aloy (2) *	4	Feb. 17	Washington State	RHP Bryce Chambers	0	4th	0	0-2	0-0	W, 12-2 (7)
6	Wehiwa Aloy (2) *	5	Feb. 21	vs. Kansas State	LHP Jacob Frost	0	6th	0	2-2	0-2	L, 3-2
7	Kuhio Aloy (3)	5	Feb. 21	vs. Kansas State	LHP Jacob Frost	0	6th	1	3-2	1-2	L, 3-2
8	Wehiwa Aloy (3)	7	Feb. 23	vs. Michigan	RHP David Lally Jr.	0	5th	2	2-1	7-1	W, 8-6
9	Ryder Helfrick (1) ^	8	Feb. 25	Grambling	RHP Landon Clampit	1	5th	2	2-0	10-2	W, 14-3 (7)
10	Justin Thomas Jr. (1) ^	8	Feb. 25	Grambling	RHP Landon Clampit	0	5th	2	1-0	12-2	W, 14-3 (7)
11	Charles Davalan (1)	9	Feb. 28	Charlotte	RHP Mike Szturma	0	3rd	2	3-2	0-5	W, 11-10
12	Logan Maxwell (1) *	9	Feb. 28	Charlotte	RHP Mike Szturma	0	5th	0	0-1	1-9	W, 11-10
13	Logan Maxwell (2)	10	March 1	Charlotte	RHP Blake Gillespie	1	3rd	2	1-1	1-2	W, 8-5
14	Kuhio Aloy (4)	10	March 1	Charlotte	RHP Joseph Taylor	1	7th	2	1-0	6-5	W, 8-5
15	Cam Kozeal (1) *	12	March 4	ULM	LHP Brennan Eager	0	2nd	0	3-2	1-0	W, 14-1 (7)
16	Ryder Helfrick (2) *	12	March 4	ULM	RHP Zach Shaw	0	4th	0	0-1	3-0	W, 14-1 (7)
17	Brent Iredale (3)	12	March 4	ULM	RHP Zach Shaw	1	4th	1	3-1	7-0	W, 14-1 (7)
18	Kuhio Aloy (5) !	12	March 4	ULM	RHP Austin Ackel	3	7th	1	3-2	10-1	W, 14-1 (7)
19	Charles Davalan (2)	13	March 5	ULM	RHP Joey Cirelli	3	3rd	1	1-2	3-3	W, 15-3 (7)
20	Kendall Diggs (1)	13	March 5	ULM	RHP Daniel Gonzalez	0	4th	1	0-0	7-3	W, 15-3 (7)
21	Kuhio Aloy (6)	13	March 5	ULM	RHP Brandon Brewer	2	5th	1	0-2	9-3	W, 15-3 (7)
22	Nolan Souza (1) !	13	March 5	ULM	RHP Jace Duhon	2	7th	2	1-1	12-3	W, 15-3 (7)
23	Brent Iredale (4)	14	March 7	Portland	RHP Carter Gaston	2	2nd	1	2-1	7-2	W, 20-3 (7)
24	Nolan Souza (2)	14	March 7	Portland	RHP Carter Gaston	0	2nd	2	1-2	10-2	W, 20-3 (7)
25	Wehiwa Aloy (4)	14	March 7	Portland	RHP Carter Gaston	1	3rd	0	0-0	11-2	W, 20-3 (7)
26	Brent Iredale (5)	14	March 7	Portland	RHP JT Landwehr	2	5th	1	0-0	15-2	W, 20-3 (7)
27	Wehiwa Aloy (5)	14	March 7	Portland	RHP JT Landwehr	1	6th	2	3-1	18-2	W, 20-3 (7)
28	Justin Thomas Jr. (2)	15	March 8	Portland	RHP Kaden Segel	1	4th	2	1-1	3-0	W, 10-0 (7)
29	Wehiwa Aloy (6)	15	March 8	Portland	RHP Kaden Segel	1	4th	2	1-0	5-0	W, 10-0 (7)
30	Charles Davalan (3)	15	March 8	Portland	RHP Kaden Segel	0	6th	2	2-2	7-0	W, 10-0 (7)
31	Kendall Diggs (2) !	15	March 8	Portland	RHP Nolan Umlandt	1	7th	2	0-1	8-0	W, 10-0 (7)
32	Brent Iredale (6)	16	March 9	Portland	LHP Ryan Rembisz	2	1st	1	0-1	0-0	W, 5-3
33	Ryder Helfrick (3) *	16	March 9	Portland	LHP Ryan Rembisz	0	2nd	0	3-1	3-1	W, 5-3
34	Brent Iredale (7)	17	March 11	UCA	RHP Perry Titlow	1	2nd	0	1-0	0-0	W, 9-2
35	Kuhio Aloy (7)	17	March 11	UCA	RHP Jake Jones	1	3rd	2	1-0	2-0	W, 9-2
36	Cam Kozeal (2)	17	March 11	UCA	RHP Gavin Alveti	2	4th	2	0-1	6-1	W, 9-2
37	Logan Maxwell (3)	18	March 14	at #13 Ole Miss	RHP Mason Morris	0	7th	1	0-0	4-10	L, 10-6
38	Charles Davalan (4)	18	March 14	at #13 Ole Miss	RHP Mason Morris	0	9th	1	2-2	5-10	L, 10-6
39	Charles Davalan (5)	19	March 15	at #13 Ole Miss	RHP Riley Maddox	1	5th	0	0-1	1-2	W, 12-3
40	Wehiwa Aloy (7)	19	March 15	at #13 Ole Miss	RHP Will McCausland	0	5th	0	0-1	3-2	W, 12-3
41	Kuhio Aloy (8)	19	March 15	at #13 Ole Miss	RHP Will McCausland	0	5th	0	0-0	4-2	W, 12-3
42	Logan Maxwell (4) *	19	March 15	at #13 Ole Miss	RHP Landon Waters	0	9th	0	1-2	9-3	W, 12-3
43	Nolan Souza (3)	19	March 15	at #13 Ole Miss	RHP Landon Waters	0	9th	0	1-1	10-3	W, 12-3
44	Wehiwa Aloy (8)	20	March 16	at #13 Ole Miss	RHP Brayden Jones	1	6th	2	0-0	5-4	W, 12-3
45	Wehiwa Aloy (9)	20	March 16	at #13 Ole Miss	RHP Connor Spencer	2	9th	2	0-1	9-9	W, 12-3
46	Nolan Souza (4)	22	March 19	Oral Roberts	RHP Price Allman	1	4th	0	1-1	3-0	W, 16-0 (7)
47	Logan Maxwell (5)	22	March 19	Oral Roberts	RHP Hudson Hart	1	4th	2	2-2	13-0	W, 16-0 (7)
48	Logan Maxwell (6)	23	March 21	South Carolina	RHP Matthew Becker	1	4th	1	1-1	5-0	W, 12-2 (7)
49	Wehiwa Aloy (10) !	23	March 21	South Carolina	LHP Aydin Palmer	2	7th	1	3-1	9-2	W, 12-2 (7)
50	Brent Iredale (8)	24	March 22	South Carolina	LHP Jake McCoy	2	1st	2	0-2	0-0	W, 12-3
51	Charles Davalan (6)	24	March 22	South Carolina	RHP Roman Kimball	1	3rd	0	2-1	8-3	W, 12-3
52	Ryder Helfrick (4)	25	March 23	South Carolina	LHP Jarvis Evans	0	2nd	2	0-0	0-2	W, 11-4
53	Charles Davalan (7)	25	March 23	South Carolina	LHP Jarvis Evans	0	3rd	1	3-1	1-2	W, 11-4
54	Justin Thomas Jr. (3)	25	March 23	South Carolina	RHP Brendan Sweeney	1	8th	0	0-2	4-4	W, 11-4
55	Brent Iredale (9)	25	March 23	South Carolina	RHP Ryder Garino	3	8th	1	0-0	6-4	W, 11-4
56	Ryder Helfrick (5)	25	March 23	South Carolina	RHP Ryder Garino	0	8th	2	0-1	10-4	W, 11-4
57	Gabe Fraser (1)	26	March 25	Missouri State	RHP Jason Schaaf	3	4th	2	0-0	1-4	L, 14-13 (10)

* - indicates leadoff home run / ^ - indicates back-to-back home run / ! - indicates walk-off home run / + - indicates pinch-hit home run

HOME RUN CHART |||



No.	Player	Game	Date	Opponent	Pitcher	On Base	Inning	Outs	Count	Score	Final
58	Logan Maxwell (7) *	27	March 28	at #14 Vanderbilt	LHP JD Thompson	0	4th	0	2-2	1-0	W, 9-0
59	Cam Kozeal (3)	27	March 28	at #14 Vanderbilt	LHP JD Thompson	1	4th	0	0-2	2-0	W, 9-0
60	Cam Kozeal (4)	27	March 28	at #14 Vanderbilt	LHP JD Thompson	0	6th	2	1-2	4-0	W, 9-0
61	Cam Kozeal (5)	28	March 29	at #14 Vanderbilt	RHP Cody Bowker	1	2nd	1	1-2	0-0	W, 6-4
62	Justin Thomas Jr. (4) *	28	March 29	at #14 Vanderbilt	RHP Sawyer Hawks	0	7th	0	1-2	2-2	W, 6-4
63	Charles Davalan (8)	29	March 30	at #14 Vanderbilt	RHP Connor Fennell	1	3rd	1	0-0	0-0	W, 7-3
64	Charles Davalan (9) *	29	March 30	at #14 Vanderbilt	RHP Alex Kranzler	0	8th	0	2-2	2-3	W, 7-3
65	Logan Maxwell (8)	29	March 30	at #14 Vanderbilt	RHP Alex Kranzler	0	8th	1	0-0	3-3	W, 7-3
66	Logan Maxwell (9) *	31	April 5	Missouri	RHP Kaden Jacobi	0	3rd	0	1-1	2-2	W, 21-3 (7)
67	Brent Iredale (10)	31	April 5	Missouri	RHP Kaden Jacobi	1	4th	2	3-2	4-2	W, 21-3 (7)
68	Charles Davalan (10)	32	April 6	Missouri [DH-1]	LHP Brady Kehlenbrink	2	2nd	1	1-0	1-2	W, 14-4 (7)
69	Charles Davalan (11)	32	April 6	Missouri [DH-1]	RHP Brock Lucas	3	4th	1	0-1	8-4	W, 14-4 (7)
70	Carson Boles (1)	33	April 6	Missouri [DH-2]	LHP Tony Neubeck	2	1st	2	1-0	2-1	W, 16-2 (7)
71	Cam Kozeal (6)	33	April 6	Missouri [DH-2]	RHP PJ Green	1	2nd	0	0-1	5-1	W, 16-2 (7)
72	Cam Kozeal (7)	33	April 6	Missouri [DH-2]	RHP PJ Green	3	3rd	1	2-2	8-2	W, 16-2 (7)
73	Charles Davalan (12)	34	April 8	Arkansas State	LHP Carson Keithley	2	5th	2	1-1	1-2	W, 7-3
74	Kuhio Aloy (9)	34	April 8	Arkansas State	RHP Cooper Garrison	1	6th	2	1-1	4-3	W, 7-3
75	Wehiwa Aloy (11) *	35	April 11	at #7 Georgia	RHP Eric Hammond	0	8th	0	3-1	4-3	W, 13-3
76	Ryder Helfrick (6)	36	April 12	at #7 Georgia	RHP Kolten Smith	0	2nd	2	2-0	0-3	L, 7-6
77	Kuhio Aloy (10)	36	April 12	at #7 Georgia	RHP DJ Radtke	1	8th	1	0-0	3-7	L, 7-6
78	Ryder Helfrick (7)	37	April 13	at #7 Georgia	RHP Leighton Finley	0	4th	2	1-1	1-4	L, 7-6 (12)
79	Ryder Helfrick (8) *	37	April 13	at #7 Georgia	RHP Tyler McLoughlin	0	9th	0	0-0	3-5	L, 7-6 (12)
80	Wehiwa Aloy (12)	37	April 13	at #7 Georgia	RHP Tyler McLoughlin	0	9th	2	2-1	4-5	L, 7-6 (12)
81	Wehiwa Aloy (13)	38	April 15	UAPB	RHP Chris Bedgood	1	2nd	1	0-1	3-1	W, 13-3 (8)
82	Zane Becker (1)	38	April 15	UAPB	LHP Jayden Brown	1	3rd	0	3-1	6-3	W, 13-3 (8)
83	Kuhio Aloy (11)	38	April 15	UAPB	LHP Jayden Brown	1	3rd	2	1-1	8-3	W, 13-3 (8)
84	Cam Kozeal (8)	38	April 15	UAPB	RHP Darrius Brown	1	8th	1	0-0	10-3	W, 13-3 (8)
85	Wehiwa Aloy (14)	39	April 17	Texas A&M	LHP Ryan Prager	1	3rd	0	0-1	2-4	L, 7-4
86	Wehiwa Aloy (15) *	40	April 18	Texas A&M [DH-1]	LHP Justin Lamkin	0	3rd	0	1-1	2-4	W, 11-5
87	Justin Thomas Jr. (5)	40	April 18	Texas A&M [DH-1]	LHP Justin Lamkin	0	4th	2	1-2	3-4	W, 11-5
88	Justin Thomas Jr. (6)	40	April 18	Texas A&M [DH-1]	RHP Brad Rudis	1	5th	2	3-2	8-4	W, 11-5
89	Brent Iredale (11) *	42	April 22	Little Rock	RHP Zach Busick	0	2nd	0	1-2	0-0	W, 10-0 (7)
90	Wehiwa Aloy (16) *	43	April 23	Little Rock	RHP Blake Van Cleve	0	7th	0	2-1	2-0	W, 4-0
91	Wehiwa Aloy (17)	44	April 25	at Florida	RHP Liam Peterson	0	1st	1	1-2	0-0	L, 6-4
92	Cam Kozeal (9) *	44	April 25	at Florida	RHP Liam Peterson	0	2nd	0	1-2	1-0	L, 6-4
93	Justin Thomas Jr. (7)	44	April 25	at Florida	RHP Luke McNeillie	1	7th	1	2-1	2-6	L, 6-4
94	Cam Kozeal (10) +	45	April 26	at Florida	RHP Jackson Barberi	1	5th	2	1-0	4-0	W, 7-0
95	Carson Boles (2)	47	May 1	#1 Texas	RHP Ruger Riojas	1	2nd	1	1-1	0-0	W, 9-0
96	Cam Kozeal (11)	47	May 1	#1 Texas	RHP Ruger Riojas	2	3rd	2	3-2	2-0	W, 9-0
97	Brent Iredale (12) *	48	May 2	#1 Texas	LHP Luke Harrison	0	2nd	0	0-0	0-0	W, 6-1
98	Kuhio Aloy (12)	49	May 3	#1 Texas	RHP Max Grubbs	1	3rd	2	0-0	0-3	W, 13-8
99	Reese Robinett (1)	49	May 3	#1 Texas	RHP Max Grubbs	1	4th	1	1-1	2-4	W, 13-8
100	Justin Thomas Jr. (8)	49	May 3	#1 Texas	RHP Thomas Burns	1	4th	1	0-1	4-4	W, 13-8
101	Reese Robinett (2)	49	May 3	#1 Texas	RHP Thomas Burns	2	5th	1	0-0	6-7	W, 13-8
102	Charles Davalan (13)	49	May 3	#1 Texas	LHP Dylan Volantis	2	7th	1	1-0	9-7	W, 13-8
103	Cam Kozeal (12)	50	May 9	at #3 LSU	LHP Kade Anderson	1	4th	1	1-1	0-1	L, 5-4 (10)
104	Kuhio Aloy (13) *	50	May 9	at #3 LSU	LHP Kade Anderson	0	6th	0	0-0	2-2	L, 5-4 (10)

* - indicates leadoff home run / ^ - indicates back-to-back home run / ! - indicates walk-off home run / + - indicates pinch-hit home run



||| HOME RUN DATA CHART

No.	Player	Game	Date	Opponent	Pitcher	Location	Distance	Launch Angle	Exit Velo
1	Kuhio Aloy (1)	2	Feb. 14	Washington State [DH-2]	RHP Miles Chandler	LF	386 feet	31.7 degrees	110 mph
2	Brent Iredale (1)	3	Feb. 15	Washington State	RHP Luke Meyers	LF	391 feet	25.3 degrees	109 mph
3	Brent Iredale (2)	3	Feb. 15	Washington State	LHP Jake Tedesco	LF	401 feet	32.5 degrees	103 mph
4	Wehiwa Aloy (1)	3	Feb. 15	Washington State	LHP Jake Tedesco	RC	414 feet	31.4 degrees	105 mph
5	Kuhio Aloy (2)	4	Feb. 17	Washington State	RHP Bryce Chambers	LF	340 feet	21.6 degrees	98 mph
6	Wehiwa Aloy (2)	5	Feb. 21	vs. Kansas State	LHP Jacob Frost	RF	360 feet	34.9 degrees	102 mph
7	Kuhio Aloy (3)	5	Feb. 21	vs. Kansas State	LHP Jacob Frost	LF	435 feet	23.1 degrees	112 mph
8	Wehiwa Aloy (3)	7	Feb. 23	vs. Michigan	RHP David Lally Jr.	RL	350 feet	29.1 degrees	102 mph
9	Ryder Helfrick (1)	8	Feb. 25	Grambling	RHP Landon Clampit	LF	426 feet	27.5 degrees	107 mph
10	Justin Thomas Jr. (1)	8	Feb. 25	Grambling	RHP Landon Clampit	LF	417 feet	28.3 degrees	108 mph
11	Charles Davalan (1)	9	Feb. 28	Charlotte	RHP Mike Szturma	LF	358 feet	29.3 degrees	92 mph
12	Logan Maxwell (1)	9	Feb. 28	Charlotte	RHP Mike Szturma	RC	387 feet	27.9 degrees	101 mph
13	Logan Maxwell (2)	10	March 1	Charlotte	RHP Blake Gillespie	CF	410 feet	21.3 degrees	103 mph
14	Kuhio Aloy (4)	10	March 1	Charlotte	RHP Joseph Taylor	CF	412 feet	19.6 degrees	111 mph
15	Cam Kozeal (1)	12	March 4	ULM	LHP Brennan Eager	LC	401 feet	21.1 degrees	103 mph
16	Ryder Helfrick (2)	12	March 4	ULM	RHP Zach Shaw	LF	379 feet	40.7 degrees	103 mph
17	Brent Iredale (3)	12	March 4	ULM	RHP Zach Shaw	LC	427 feet	30.4 degrees	109 mph
18	Kuhio Aloy (5)	12	March 4	ULM	RHP Austin Ackel	LF	447 feet	36.0 degrees	98 mph
19	Charles Davalan (2)	13	March 5	ULM	RHP Joey Cirelli	RC	416 feet	24.7 degrees	107 mph
20	Kendall Diggs (1)	13	March 5	ULM	RHP Daniel Gonzalez	RF	388 feet	29.4 degrees	103 mph
21	Kuhio Aloy (6)	13	March 5	ULM	RHP Brandon Brewer	LC	402 feet	17.8 degrees	107 mph
22	Nolan Souza (1)	13	March 5	ULM	RHP Jace Duhon	LC	420 feet	33.3 degrees	103 mph
23	Brent Iredale (4)	14	March 7	Portland	RHP Carter Gaston	LF	446 feet	27.8 degrees	108 mph
24	Nolan Souza (2)	14	March 7	Portland	RHP Carter Gaston	LF	338 feet	24.1 degrees	98 mph
25	Wehiwa Aloy (4)	14	March 7	Portland	RHP Carter Gaston	CF	437 feet	24.8 degrees	110 mph
26	Brent Iredale (5)	14	March 7	Portland	RHP JT Landwehr	RF	365 feet	37.6 degrees	100 mph
27	Wehiwa Aloy (5)	14	March 7	Portland	RHP JT Landwehr	LC	438 feet	20.0 degrees	113 mph
28	Justin Thomas Jr. (2)	15	March 8	Portland	RHP Kaden Segel	LC	398 feet	22.3 degrees	107 mph
29	Wehiwa Aloy (6)	15	March 8	Portland	RHP Kaden Segel	LF	389 feet	19.5 degrees	112 mph
30	Charles Davalan (3)	15	March 8	Portland	RHP Kaden Segel	RF	388 feet	31.7 degrees	100 mph
31	Kendall Diggs (2)	15	March 8	Portland	RHP Nolan Umlandt	RC	372 feet	27.6 degrees	98 mph
32	Brent Iredale (6)	16	March 9	Portland	LHP Ryan Rembisz	LC	382 feet	29.5 degrees	103 mph
33	Ryder Helfrick (3)	16	March 9	Portland	LHP Ryan Rembisz	RC	409 feet	33.3 degrees	107 mph
34	Brent Iredale (7)	17	March 11	UCA	RHP Perry Titlow	LL	403 feet	25.2 degrees	107 mph
35	Kuhio Aloy (7)	17	March 11	UCA	RHP Jake Jones	LC	408 feet	29.9 degrees	105 mph
36	Cam Kozeal (2)	17	March 11	UCA	RHP Gavin Alveti	LF	353 feet	32.0 degrees	98 mph
37	Logan Maxwell (3)	18	March 14	at #13 Ole Miss	RHP Mason Morris	LF	379 feet	31.4 degrees	101 mph
38	Charles Davalan (4)	18	March 14	at #13 Ole Miss	RHP Mason Morris	RC	397 feet	29.6 degrees	100 mph
39	Charles Davalan (5)	19	March 15	at #13 Ole Miss	RHP Riley Maddox	RF	398 feet	28.5 degrees	100 mph
40	Wehiwa Aloy (7)	19	March 15	at #13 Ole Miss	RHP Will McCausland	CF	432 feet	30.3 degrees	107 mph
41	Kuhio Aloy (8)	19	March 15	at #13 Ole Miss	RHP Will McCausland	LF	385 feet	20.3 degrees	110 mph
42	Logan Maxwell (4)	19	March 15	at #13 Ole Miss	RHP Landon Waters	RF	382 feet	38.4 degrees	102 mph
43	Nolan Souza (3)	19	March 15	at #13 Ole Miss	RHP Landon Waters	RF	341 feet	43.7 degrees	98 mph
44	Wehiwa Aloy (8)	20	March 16	at #13 Ole Miss	RHP Brayden Jones	LC	404 feet	21.4 degrees	111 mph
45	Wehiwa Aloy (9)	20	March 16	at #13 Ole Miss	RHP Connor Spencer	RF	346 feet	20.5 degrees	105 mph
46	Nolan Souza (4)	22	March 19	Oral Roberts	RHP Price Allman	LC	448 feet	24.4 degrees	106 mph
47	Logan Maxwell (5)	22	March 19	Oral Roberts	RHP Hudson Hart	RC	395 feet	32.3 degrees	102 mph
48	Logan Maxwell (6)	23	March 21	South Carolina	RHP Matthew Becker	RF	389 feet	26.4 degrees	106 mph
49	Wehiwa Aloy (10)	23	March 21	South Carolina	LHP Aydin Palmer	RF	370 feet	29.6 degrees	106 mph
50	Brent Iredale (8)	24	March 22	South Carolina	LHP Jake McCoy	LC	421 feet	29.9 degrees	111 mph
51	Charles Davalan (6)	24	March 22	South Carolina	RHP Roman Kimball	LF	347 feet	27.3 degrees	94 mph
52	Ryder Helfrick (4)	25	March 23	South Carolina	LHP Jarvis Evans	LC	399 feet	27.9 degrees	95 mph
53	Charles Davalan (7)	25	March 23	South Carolina	LHP Jarvis Evans	LC	380 feet	30.0 degrees	98 mph
54	Justin Thomas Jr. (3)	25	March 23	South Carolina	RHP Brendan Sweeney	LF	379 feet	41.2 degrees	99 mph
55	Brent Iredale (9)	25	March 23	South Carolina	RHP Ryder Garino	RF	344 feet	40.7 degrees	97 mph
56	Ryder Helfrick (5)	25	March 23	South Carolina	RHP Ryder Garino	LF	378 feet	44.0 degrees	103 mph
57	Gabe Fraser (1)	26	March 25	Missouri State	RHP Jason Schaaf	RF	377 feet	27.2 degrees	104 mph

LF - left field | LL - left field line | LC - left center field | CF - center field | RC - right center field | RF - right field | RL - right field line

HOME RUN DATA CHART |||



No.	Player	Game	Date	Opponent	Pitcher	Location	Distance	Launch Angle	Exit Velo
58	Logan Maxwell (7)	27	March 28	at #14 Vanderbilt	LHP JD Thompson	LF	389 feet	28.8 degrees	99 mph
59	Cam Kozeal (3)	27	March 28	at #14 Vanderbilt	LHP JD Thompson	RC	398 feet	27.7 degrees	100 mph
60	Cam Kozeal (4)	27	March 28	at #14 Vanderbilt	LHP JD Thompson	RF	368 feet	36.1 degrees	99 mph
61	Cam Kozeal (5)	28	March 29	at #14 Vanderbilt	RHP Cody Bowker	LF	402 feet	34.0 degrees	101 mph
62	Justin Thomas Jr. (4)	28	March 29	at #14 Vanderbilt	RHP Sawyer Hawks	LF	394 feet	36.8 degrees	101 mph
63	Charles Davalan (8)	29	March 30	at #14 Vanderbilt	RHP Connor Fennell	LF	376 feet	35.0 degrees	95 mph
64	Charles Davalan (9)	29	March 30	at #14 Vanderbilt	RHP Alex Kranzler	RF	395 feet	22.5 degrees	101 mph
65	Logan Maxwell (8)	29	March 30	at #14 Vanderbilt	RHP Alex Kranzler	LF	317 feet	47.5 degrees	92 mph
66	Logan Maxwell (9)	31	April 5	Missouri	RHP Kaden Jacobi	RF	376 feet	43.3 degrees	100 mph
67	Brent Iredale (10)	31	April 5	Missouri	RHP Kaden Jacobi	LF	388 feet	28.6 degrees	105 mph
68	Charles Davalan (10)	32	April 6	Missouri [DH-1]	LHP Brady Kehlenbrink	RF	356 feet	35.9 degrees	99 mph
69	Charles Davalan (11)	32	April 6	Missouri [DH-1]	RHP Brock Lucas	RC	399 feet	34.3 degrees	102 mph
70	Carson Boles (1)	33	April 6	Missouri [DH-2]	LHP Tony Neubeck	LC	396 feet	29.5 degrees	102 mph
71	Cam Kozeal (6)	33	April 6	Missouri [DH-2]	RHP PJ Green	RF	359 feet	32.2 degrees	95 mph
72	Cam Kozeal (7)	33	April 6	Missouri [DH-2]	RHP PJ Green	RF	365 feet	33.5 degrees	96 mph
73	Charles Davalan (12)	34	April 8	Arkansas State	LHP Carson Keithley	LF	341 feet	31.3 degrees	94 mph
74	Kuhio Aloy (9)	34	April 8	Arkansas State	RHP Cooper Garrison	RC	375 feet	27.5 degrees	102 mph
75	Wehiwa Aloy (11)	35	April 11	at #7 Georgia	RHP Eric Hammond	LF	405 feet	29.0 degrees	102 mph
76	Ryder Helfrick (6)	36	April 12	at #7 Georgia	RHP Kolten Smith	LF	421 feet	34.4 degrees	104 mph
77	Kuhio Aloy (10)	36	April 12	at #7 Georgia	RHP DJ Radtke	RF	362 feet	29.9 degrees	98 mph
78	Ryder Helfrick (7)	37	April 13	at #7 Georgia	RHP Leighton Finley	LF	382 feet	33.9 degrees	99 mph
79	Ryder Helfrick (8)	37	April 13	at #7 Georgia	RHP Tyler McLoughlin	LF	425 feet	21.5 degrees	109 mph
80	Wehiwa Aloy (12)	37	April 13	at #7 Georgia	RHP Tyler McLoughlin	CF	441 feet	21.9 degrees	113 mph
81	Wehiwa Aloy (13)	38	April 15	UAPB	RHP Chris Bedgood	RC	360 feet	35.1 degrees	99 mph
82	Zane Becker (1)	38	April 15	UAPB	LHP Jayden Brown	LF	368 feet	28.1 degrees	99 mph
83	Kuhio Aloy (11)	38	April 15	UAPB	LHP Jayden Brown	LC	375 feet	35.8 degrees	102 mph
84	Cam Kozeal (8)	38	April 15	UAPB	RHP Darrius Brown	RF	339 feet	36.7 degrees	92 mph
85	Wehiwa Aloy (14)	39	April 17	Texas A&M	LHP Ryan Prager	LC	401 feet	30.2 degrees	103 mph
86	Wehiwa Aloy (15)	40	April 18	Texas A&M [DH-1]	LHP Justin Lamkin	LF	448 feet	25.1 degrees	113 mph
87	Justin Thomas Jr. (5)	40	April 18	Texas A&M [DH-1]	LHP Justin Lamkin	LC	392 feet	22.3 degrees	104 mph
88	Justin Thomas Jr. (6)	40	April 18	Texas A&M [DH-1]	RHP Brad Rudis	LC	395 feet	22.3 degrees	109 mph
89	Brent Iredale (11)	42	April 22	Little Rock	RHP Zach Busick	RF	353 feet	26.0 degrees	102 mph
90	Wehiwa Aloy (16)	43	April 23	Little Rock	RHP Blake Van Cleve	RF	362 feet	23.4 degrees	105 mph
91	Wehiwa Aloy (17)	44	April 25	at Florida	RHP Liam Peterson	LF	411 feet	31.4 degrees	104 mph
92	Cam Kozeal (9)	44	April 25	at Florida	RHP Liam Peterson	LC	377 feet	28.8 degrees	102 mph
93	Justin Thomas Jr. (7)	44	April 25	at Florida	RHP Luke McNeillie	RF	341 feet	27.9 degrees	102 mph
94	Cam Kozeal (10)	45	April 26	at Florida	RHP Jackson Barberi	RF	393 feet	25.6 degrees	109 mph
95	Carson Boles (2)	47	May 1	#1 Texas	RHP Ruger Riojas	LF	364 feet	25.6 degrees	107 mph
96	Cam Kozeal (11)	47	May 1	#1 Texas	RHP Ruger Riojas	RC	411 feet	32.4 degrees	104 mph
97	Brent Iredale (12)	48	May 2	#1 Texas	LHP Luke Harrison	RF	350 feet	45.8 degrees	102 mph
98	Kuhio Aloy (12)	49	May 3	#1 Texas	RHP Max Grubbs	LC	397 feet	26.3 degrees	99 mph
99	Reese Robinett (1)	49	May 3	#1 Texas	RHP Max Grubbs	RC	406 feet	25.9 degrees	104 mph
100	Justin Thomas Jr. (8)	49	May 3	#1 Texas	RHP Thomas Burns	CF	404 feet	37.6 degrees	102 mph
101	Reese Robinett (2)	49	May 3	#1 Texas	RHP Thomas Burns	RC	448 feet	28.2 degrees	105 mph
102	Charles Davalan (13)	49	May 3	#1 Texas	LHP Dylan Volantis	RF	410 feet	28.9 degrees	103 mph
103	Cam Kozeal (12)	50	May 9	at #3 LSU	LHP Kade Anderson	LC	399 feet	23.2 degrees	106 mph
104	Kuhio Aloy (13)	50	May 9	at #3 LSU	LHP Kade Anderson	LF	367 feet	24.8 degrees	100 mph

LF - left field | LL - left field line | LC - left center field | CF - center field | RC - right center field | RF - right field | RL - right field line



III TEAM PITCHING GAME-BY-GAME

STARTERS GAME-BY-GAME

Opponent	W-L	IP	H	R	ER	BB	SO
WSU [DH-1]	--	5.0	1	0	0	1	7
WSU [DH-2]	W	5.0	2	1	1	1	8
WSU	--	5.0	2	2	2	1	7
WSU	W	5.0	4	1	1	1	7
vs. Kansas State	--	5.2	5	2	2	4	2
vs. #22 TCU	--	5.0	2	1	1	2	10
vs. Michigan	--	2.0	2	1	0	0	6
Grambling	W	3.0	1	1	1	2	2
Charlotte	--	3.0	10	9	9	1	3
Charlotte	--	5.1	5	3	3	2	8
Charlotte	W	6.1	4	1	1	1	7
ULM	W	3.0	1	0	0	1	6
ULM	W	4.0	5	3	3	1	2
Portland	W	5.1	2	2	2	3	7
Portland	W	6.0	3	0	0	1	10
Portland	W	5.0	8	3	3	0	6
UCA	W	3.0	1	0	0	0	3
at #13 Ole Miss *	L	3.0	10	7	7	2	3
at #13 Ole Miss *	--	4.0	1	2	2	3	8
at #13 Ole Miss *	--	2.1	4	4	4	2	2
Oral Roberts	--	4.0	1	0	0	0	5
Oral Roberts	W	2.0	0	0	0	0	4
South Carolina *	W	7.0	6	2	2	1	7
South Carolina *	--	1.2	2	3	3	3	0
South Carolina *	--	5.0	5	2	2	2	3
Missouri State	--	3.0	2	3	3	3	6
at #14 Vanderbilt *	W	7.2	3	0	0	3	7
at #14 Vanderbilt *	--	5.2	6	2	2	0	7
at #14 Vanderbilt *	--	5.0	6	3	3	2	4
vs. Grambling	W	4.0	1	1	1	2	4
Missouri *	W	5.0	3	3	3	2	7
Missouri * [DH-1]	W	4.0	5	4	2	2	6
Missouri * [DH-2]	W	4.0	4	2	1	1	7
Arkansas State	--	3.0	5	2	2	1	2
at #7 Georgia *	--	5.2	5	3	3	3	7
at #7 Georgia *	L	2.0	6	5	5	1	2
at #7 Georgia *	--	5.0	4	4	4	1	6
UAPB	W	3.0	4	3	3	0	5
Texas A&M *	L	4.0	7	6	5	3	6
Texas A&M * [DH-1]	--	0.1	3	3	3	1	1
Texas A&M * [DH-2]	--	4.0	3	1	1	2	4
Little Rock	W	5.0	3	0	0	2	3
Little Rock	--	2.0	1	0	0	0	2
at Florida *	L	4.1	6	5	4	2	8
at Florida *	--	3.0	1	0	0	0	5
at Florida *	--	2.0	2	2	2	1	0
#1 Texas *	W	8.0	2	0	0	2	11
#1 Texas *	W	4.0	2	1	1	0	9
#1 Texas *	--	4.0	4	4	4	2	4
at #3 LSU *	--	6.0	5	2	2	0	6
at #3 LSU *	L	2.0	4	4	4	2	2

BULLPEN GAME-BY-GAME

Opponent	W-L	IP	H	R	ER	BB	SO
WSU [DH-1]	W	5.0	5	2	1	0	3
WSU [DH-2]	--	2.0	3	1	1	0	1
WSU	W	4.0	4	0	0	0	3
WSU	--	2.0	2	1	1	1	1
Kansas State	L	3.1	3	1	1	0	1
vs. #22 TCU	W	4.0	2	0	0	3	1
vs. Michigan	W	7.0	9	5	3	5	7
Grambling	--	4.0	3	3	2	1	5
Charlotte	W	6.0	5	1	1	0	9
Charlotte	W	3.2	3	2	2	2	7
Charlotte	--	2.2	2	2	2	0	5
ULM	--	4.0	5	1	1	1	6
ULM	--	3.0	0	0	0	0	4
Portland	--	1.2	4	1	1	0	1
Portland	--	1.0	1	0	0	0	1
Portland	--	4.0	2	0	0	0	2
UCA	--	6.0	6	2	2	3	10
at #13 Ole Miss *	--	5.0	4	3	3	3	5
at #13 Ole Miss *	W	5.0	3	1	1	0	10
at #13 Ole Miss *	W	6.2	6	5	5	6	8
Oral Roberts	W	5.0	6	1	1	2	3
Oral Roberts	--	5.0	1	0	0	1	3
South Carolina *	--	--	--	--	--	--	--
South Carolina *	W	7.1	5	0	0	0	5
South Carolina *	W	4.0	5	2	2	1	3
Missouri State	L	7.0	12	11	9	3	13
at #14 Vanderbilt *	--	1.1	0	0	0	1	1
at #14 Vanderbilt *	W	4.1	3	2	2	2	5
at #14 Vanderbilt *	W	4.0	2	0	0	1	7
vs. Grambling	--	5.0	5	3	3	2	7
Missouri *	--	2.0	0	0	0	0	4
Missouri * [DH-1]	--	3.0	1	0	0	0	4
Missouri * [DH-2]	--	3.0	0	0	0	1	5
Arkansas State	W	6.0	2	1	1	2	5
at #7 Georgia *	W	3.1	0	0	0	1	4
at #7 Georgia *	--	6.0	6	2	2	1	13
at #7 Georgia *	L	6.2	3	3	2	0	11
UAPB	--	5.0	2	0	0	1	5
Texas A&M *	--	5.0	2	1	1	0	6
Texas A&M * [DH-1]	W	8.2	7	2	2	4	12
Texas A&M * [DH-2]	L	5.0	8	8	8	3	3
Little Rock	--	2.0	0	0	0	0	3
Little Rock	W	7.0	4	0	0	1	13
at Florida *	--	3.2	1	1	1	1	4
at Florida *	W	6.0	4	0	0	4	5
at Florida *	L	6.0	10	7	7	4	3
#1 Texas *	--	1.0	0	0	0	1	3
#1 Texas *	--	5.0	3	0	0	2	6
#1 Texas *	W	5.0	5	4	4	3	5
at #3 LSU *	W	3.2	4	3	3	2	6
at #3 LSU *	--	4.2	7	9	8	7	6

STARTING PITCHER GAME-BY-GAME

Date / Opponent	Starting Pitcher
Feb. 14 / WSU [DH-1]	RHP Gabe Gaeckle
Feb. 14 / WSU [DH-2]	LHP Zach Root
Feb. 15 / WSU	RHP Gage Wood
Feb. 17 / WSU	LHP Landon Beidelschies
Feb. 21 / Kansas State	RHP Gabe Gaeckle
Feb. 22 / #22 TCU	LHP Zach Root
Feb. 23 / Michigan	RHP Gage Wood
Feb. 25 / Grambling	RHP Ben Bybee
Feb. 28 / Charlotte	RHP Gabe Gaeckle
March 1 / Charlotte	LHP Zach Root
March 2 / Charlotte	LHP Landon Beidelschies
March 4 / ULM	LHP Colin Fisher
March 5 / ULM	RHP Ben Bybee
March 7 / Portland	RHP Gabe Gaeckle
March 8 / Portland	LHP Zach Root
March 9 / Portland	LHP Landon Beidelschies
March 11 / UCA	LHP Colin Fisher
March 14 / at #13 Ole Miss *	LHP Zach Root
March 15 / at #13 Ole Miss *	RHP Gabe Gaeckle
March 16 / at #13 Ole Miss *	LHP Landon Beidelschies
March 18 / Oral Roberts	RHP Ben Bybee
March 19 / Oral Roberts	LHP Colin Fisher
March 21 / S Carolina *	LHP Zach Root
March 22 / S Carolina *	RHP Gabe Gaeckle
March 23 / S Carolina *	LHP Landon Beidelschies
March 25 / Missouri St.	LHP Colin Fisher
March 28 / at #14 Vandy *	LHP Zach Root
March 29 / at #14 Vandy *	RHP Gabe Gaeckle
March 30 / at #14 Vandy *	LHP Landon Beidelschies
April 1 / vs. Grambling	RHP Tate McGuire
April 5 / Missouri *	LHP Zach Root
April 6 / Missouri * [DH-1]	RHP Gabe Gaeckle
April 6 / Missouri * [DH-2]	LHP Landon Beidelschies
April 8 / Arkansas State	RHP Tate McGuire
April 11 / at #7 Georgia *	LHP Zach Root
April 12 / at #7 Georgia *	RHP Gabe Gaeckle
April 13 / at #7 Georgia *	LHP Landon Beidelschies
April 15 / UAPB	RHP Tate McGuire
April 17 / Texas A&M *	LHP Zach Root
April 18 / Texas A&M * [DH-1]	RHP Gage Wood
April 18 / Texas A&M * [DH-2]	LHP Landon Beidelschies
April 22 / Little Rock	RHP Tate McGuire
April 23 / Little Rock	LHP Colin Fisher
April 25 / at Florida *	LHP Zach Root
April 26 / at Florida *	RHP Gage Wood
April 27 / at Florida *	LHP Landon Beidelschies
May 1 / #1 Texas *	LHP Zach Root
May 2 / #1 Texas *	RHP Gage Wood
May 3 / #1 Texas *	LHP Landon Beidelschies
May 9 / at #3 LSU *	LHP Zach Root
May 10 / at #3 LSU *	RHP Gage Wood



STARTER STATISTICS

Player	era	w-l	app	gs	cg	sho	sv	ip	h	r	er	bb	so	2b	3b	hr	b/avg	wp	hp	bk	sfa	sha
38 Colin Fisher	2.08	3-0	5	5	0	0/2	0	13.0	5	3	3	4	21	3	0	0	.114	2	1	0	0	0
40 Ben Bybee	3.27	2-0	3	3	0	0/0	0	11.0	7	4	4	3	9	0	0	1	.179	0	0	0	0	0
26 Tate McGuire	3.60	3-0	4	4	0	0/1	0	15.0	13	6	6	5	14	3	0	1	.236	2	3	0	1	0
33 Zach Root	3.88	6-3	13	13	1	0/3	0	72.0	59	33	31	24	98	20	0	4	.219	5	7	2	1	2
35 Landon Beidelschie	4.91	3-0	11	11	0	0/0	0	47.2	48	27	26	15	50	14	0	11	.268	4	5	0	0	4
14 Gage Wood	5.51	1-1	6	6	0	0/1	0	16.1	14	11	10	4	30	3	1	4	.222	2	1	0	1	0
20 Gabe Gaeckle	6.69	2-1	9	9	0	0/0	0	36.1	38	29	27	18	42	6	2	2	.264	7	4	0	0	2
Totals	4.56	20-5	51	51	1	7/7	0	211.1	184	113	107	73	264	49	3	23	.232	22	21	2	3	8

TEAM RECORD PER STARTER

Pitcher (Total Starts)	Record
Zach Root (13)	9-4
Landon Beidelschies (11)	8-3
Gabe Gaeckle (9)	7-2
Gage Wood (6)	5-1
Colin Fisher (5)	4-1
Tate McGuire (4)	4-0
Ben Bybee (3)	3-0

QUALITY STARTS

Pitcher (Total Starts)	QS	Record
Zach Root (13)	5	4-1
Landon Beidelschies (11)	1	1-0
Ben Bybee (3)	0	0-0
Colin Fisher (5)	0	0-0
Gabe Gaeckle (9)	0	0-0
Tate McGuire (4)	0	0-0
Gage Wood (6)	0	0-0

RUN SUPPORT

Pitcher (Total Starts)	Runs	Per Start
Colin Fisher (5)	56	11.2
Ben Bybee (3)	33	11.0
Gabe Gaeckle (9)	86	9.6
Tate McGuire (4)	37	9.3
Zach Root (13)	116	8.9
Landon Beidelschies (11)	93	8.5
Gage Wood (6)	40	6.7

RELIEVER STATISTICS

Player	era	w-l	app	gs	cg	sho	sv	ip	h	r	er	bb	so	2b	3b	hr	b/avg	wp	hp	bk	sfa	sha
35 Landon Beidelschie	0.00	1-0	1	0	0	0/0	0	2.2	1	0	0	1	0	0	0	0	.143	0	0	0	0	0
36 Parker Coil	0.60	2-0	10	0	0	0/0	0	15.0	14	3	1	2	15	2	0	1	.237	0	1	0	1	0
20 Gabe Gaeckle	1.17	2-1	4	0	0	0/1	0	15.1	9	2	2	7	20	1	0	1	.173	1	1	0	1	0
13 Steele Eaves	2.08	1-0	7	0	0	0/2	0	8.2	9	2	2	2	9	0	0	0	.257	1	2	0	0	0
16 Aiden Jimenez	2.32	4-1	16	0	0	0/2	1	31.0	24	8	8	6	32	4	0	1	.216	1	2	0	1	0
31 Dylan Carter	2.37	5-0	20	0	0	0/3	0	30.1	21	8	8	10	33	5	0	3	.200	7	4	0	1	1
41 Will McEntire	3.05	1-0	15	0	0	0/2	1	20.2	14	8	7	3	24	4	0	4	.187	1	1	0	0	1
44 Carson Wiggins	3.21	1-1	14	0	0	0/1	3	14.0	7	6	5	9	20	2	0	0	.152	6	1	0	2	1
46 Christian Foutch	4.60	1-0	15	0	0	0/1	3	15.2	9	9	8	9	21	1	0	2	.167	2	6	0	0	1
29 Cole Gibler	4.82	1-1	14	0	0	0/1	1	18.2	17	10	10	7	39	3	0	3	.233	2	3	0	0	0
40 Ben Bybee	4.88	1-0	13	0	0	0/1	0	24.0	30	15	13	8	30	5	0	5	.303	0	1	1	1	0
26 Tate McGuire	5.68	0-2	10	0	0	0/1	1	12.2	10	8	8	4	10	2	0	3	.213	0	0	0	0	0
38 Colin Fisher	7.94	0-0	10	0	0	0/1	0	11.1	14	10	10	8	9	3	0	2	.326	2	1	0	1	2
32 Hunter Dietz	13.50	0-0	1	0	0	0/0	0	0.2	1	1	1	0	2	0	0	0	.333	1	0	0	0	1
Totals	3.39	20-6	51	0	0	7/7	10	220.2	180	90	83	76	264	32	0	25	.222	24	23	1	8	7
Opponents	9.95	7-15	51	0	0	0/0	4	219.0	298	269	242	178	225	55	5	58	.321	33	39	4	14	11



||| GAME-BY-GAME BATTING ORDER

RECORD: 40-11 • **HOME:** 30-3 • **AWAY:** 7-7 • **NEUTRAL:** 3-1 • **SEC:** 17-9

Date	Opponent	1	2	3	4	5	6	7	8	9
Feb. 14	Washington State [DH-1]	Davalan	W. Aloy	Maxwell	Iredale	Souza	Peppi	Diggs	Helfrick	Thomas Jr.
Feb. 14	Washington State [DH-2]	Davalan	W. Aloy	Peppi	Iredale	K. Aloy	Helfrick	Anderson	Kozeal	Thomas Jr.
Feb. 15	Washington State	Davalan	W. Aloy	Maxwell	Iredale	Diggs	Peppi	Souza	Becker	Thomas Jr.
Feb. 17	Washington State	Davalan	W. Aloy	Peppi	Iredale	K. Aloy	Helfrick	Boles	Kozeal	Thomas Jr.
Feb. 21	vs. Kansas State	Davalan	W. Aloy	Iredale	K. Aloy	Peppi	Diggs	Helfrick	Souza	Thomas Jr.
Feb. 22	vs. #22 TCU	Davalan	W. Aloy	Maxwell	Iredale	Kozeal	Diggs	Helfrick	Fraser	Thomas Jr.
Feb. 23	vs. Michigan	Davalan	W. Aloy	Maxwell	Iredale	Kozeal	Diggs	Helfrick	Souza	Thomas Jr.
Feb. 25	Grambling	Davalan	W. Aloy	Maxwell	Iredale	K. Aloy	Peppi	Souza	Helfrick	Thomas Jr.
Feb. 28	Charlotte	Davalan	W. Aloy	Maxwell	Iredale	K. Aloy	Kozeal	Helfrick	Souza	Thomas Jr.
March 1	Charlotte	Davalan	W. Aloy	Maxwell	Iredale	Diggs	Aloy	Kozeal	Souza	Helfrick
March 2	Charlotte	Thomas Jr.	W. Aloy	Maxwell	Iredale	K. Aloy	Peppi	Boles	Fraser	Helfrick
March 4	ULM	Davalan	W. Aloy	Maxwell	K. Aloy	Iredale	Diggs	Kozeal	Helfrick	Souza
March 5	ULM	Davalan	W. Aloy	Iredale	K. Aloy	Diggs	Peppi	Souza	Becker	Thomas Jr.
March 7	Portland	Davalan	W. Aloy	Maxwell	K. Aloy	Iredale	Kozeal	Souza	Helfrick	Thomas Jr.
March 8	Portland	Davalan	W. Aloy	Kozeal	K. Aloy	Iredale	Diggs	Helfrick	Souza	Thomas Jr.
March 9	Portland	Davalan	W. Aloy	K. Aloy	Iredale	Peppi	Boles	Helfrick	Souza	Thomas Jr.
March 11	UCA	Davalan	W. Aloy	Maxwell	K. Aloy	Iredale	Kozeal	Diggs	Becker	Fraser
March 14	at #13 Ole Miss *	Davalan	W. Aloy	Maxwell	K. Aloy	Iredale	Peppi	Helfrick	Souza	Thomas Jr.
March 15	at #13 Ole Miss *	Davalan	W. Aloy	K. Aloy	Iredale	Maxwell	Peppi	Kozeal	Helfrick	Thomas Jr.
March 16	at #13 Ole Miss *	Davalan	W. Aloy	K. Aloy	Maxwell	Iredale	Kozeal	Diggs	Helfrick	Souza
March 18	Oral Roberts	Davalan	W. Aloy	K. Aloy	Maxwell	Iredale	Kozeal	Boles	Souza	Becker
March 19	Oral Roberts	Davalan	W. Aloy	Maxwell	K. Aloy	Iredale	Kozeal	Diggs	Helfrick	Souza
March 21	South Carolina *	Davalan	W. Aloy	Maxwell	K. Aloy	Iredale	Kozeal	Helfrick	Souza	Thomas Jr.
March 22	South Carolina *	Davalan	W. Aloy	Maxwell	K. Aloy	Iredale	Kozeal	Helfrick	Souza	Thomas Jr.
March 23	South Carolina *	Davalan	W. Aloy	Maxwell	K. Aloy	Iredale	Kozeal	Helfrick	Souza	Thomas Jr.
March 25	Missouri State	Davalan	W. Aloy	Maxwell	K. Aloy	Kozeal	Diggs	Souza	Becker	Fraser
March 28	at #14 Vanderbilt *	Davalan	W. Aloy	K. Aloy	Maxwell	Iredale	Kozeal	Helfrick	Souza	Thomas Jr.
March 29	at #14 Vanderbilt *	Davalan	W. Aloy	Maxwell	K. Aloy	Iredale	Kozeal	Helfrick	Souza	Thomas Jr.
March 30	at #14 Vanderbilt *	Davalan	W. Aloy	Maxwell	K. Aloy	Iredale	Kozeal	Helfrick	Souza	Thomas Jr.
April 1	vs. Grambling	Davalan	W. Aloy	K. Aloy	Iredale	Boles	Becker	Anderson	Diggs	Fraser
April 5	Missouri *	Davalan	W. Aloy	Maxwell	K. Aloy	Iredale	Kozeal	Helfrick	Souza	Thomas Jr.
April 6	Missouri * [DH-1]	Davalan	W. Aloy	Maxwell	Iredale	Kozeal	K. Aloy	Helfrick	Souza	Thomas Jr.
April 6	Missouri * [DH-2]	Davalan	W. Aloy	Kozeal	Iredale	K. Aloy	Souza	Boles	Helfrick	Thomas Jr.
April 8	Arkansas State	Davalan	W. Aloy	Kozeal	Iredale	Boles	K. Aloy	Souza	Becker	Thomas Jr.
April 11	at #7 Georgia *	Davalan	W. Aloy	Maxwell	Iredale	Kozeal	K. Aloy	Helfrick	Souza	Thomas Jr.
April 12	at #7 Georgia *	Davalan	W. Aloy	Maxwell	Iredale	Kozeal	K. Aloy	Helfrick	Fraser	Thomas Jr.
April 13	at #7 Georgia *	Davalan	W. Aloy	Maxwell	K. Aloy	Kozeal	Iredale	Fraser	Helfrick	Diggs
April 15	UAPB	Davalan	W. Aloy	Maxwell	K. Aloy	Kozeal	Iredale	Boles	Robinet	Becker
April 17	Texas A&M *	Davalan	W. Aloy	Maxwell	K. Aloy	Kozeal	Helfrick	Iredale	Fraser	Thomas Jr.
April 18	Texas A&M * [DH-1]	Davalan	W. Aloy	Boles	K. Aloy	Peppi	Iredale	Helfrick	Kozeal	Thomas Jr.
April 18	Texas A&M * [DH-2]	Davalan	W. Aloy	Maxwell	K. Aloy	Kozeal	Iredale	Peppi	Helfrick	Thomas Jr.
April 22	Little Rock	Davalan	W. Aloy	Maxwell	K. Aloy	Iredale	Kozeal	Fraser	Helfrick	Thomas Jr.
April 23	Little Rock	Davalan	W. Aloy	Maxwell	Boles	Kozeal	Iredale	Fraser	Diggs	Becker
April 25	at Florida *	Davalan	W. Aloy	Maxwell	K. Aloy	Kozeal	Iredale	Fraser	Helfrick	Thomas Jr.
April 26	at Florida *	Davalan	W. Aloy	K. Aloy	Boles	Iredale	Peppi	Helfrick	Fraser	Thomas Jr.
April 27	at Florida *	Davalan	W. Aloy	Kozeal	Iredale	K. Aloy	Fraser	Helfrick	Diggs	Thomas Jr.
May 1	#1 Texas *	Davalan	W. Aloy	K. Aloy	Kozeal	Iredale	Boles	Robinet	Helfrick	Thomas Jr.
May 2	#1 Texas *	Davalan	W. Aloy	K. Aloy	Kozeal	Boles	Iredale	Helfrick	Peppi	Thomas Jr.
May 3	#1 Texas *	Davalan	W. Aloy	K. Aloy	Kozeal	Iredale	Boles	Robinet	Helfrick	Thomas Jr.
May 9	at #3 LSU *	Davalan	W. Aloy	Maxwell	K. Aloy	Kozeal	Iredale	Robinet	Helfrick	Thomas Jr.
May 10	at #3 LSU *	Davalan	W. Aloy	Maxwell	K. Aloy	Kozeal	Iredale	Helfrick	Robinet	Thomas Jr.

GAME-BY-GAME DEFENSIVE LINEUP |||



RECORD: 40-11 • **HOME:** 30-3 • **AWAY:** 7-7 • **NEUTRAL:** 3-1 • **SEC:** 17-9

Date	Opponent	C	1B	2B	3B	SS	LF	CF	RF	DH	SP
Feb. 14	Washington State [DH-1]	Helfrick	Peppi	Souza	Iredale	W. Aloy	Thomas Jr.	Davalan	Diggs	Maxwell	Gaeckle
Feb. 14	Washington State [DH-2]	Helfrick	Anderson	Kozeal	Iredale	W. Aloy	Thomas Jr.	Davalan	Peppi	K. Aloy	Root
Feb. 15	Washington State	Becker	Peppi	Souza	Iredale	W. Aloy	Thomas Jr.	Davalan	Diggs	Maxwell	Wood
Feb. 17	Washington State	Helfrick	Peppi	Kozeal	Iredale	W. Aloy	Thomas Jr.	Davalan	Boles	K. Aloy	Beidelschies
Feb. 21	vs. Kansas State	Helfrick	Peppi	Souza	Iredale	W. Aloy	Davalan	Thomas Jr.	Diggs	K. Aloy	Gaeckle
Feb. 22	vs. #22 TCU	Helfrick	Kozeal	Fraser	Iredale	W. Aloy	Davalan	Thomas Jr.	Diggs	Maxwell	Root
Feb. 23	vs. Michigan	Helfrick	Kozeal	Souza	Iredale	W. Aloy	Davalan	Thomas Jr.	Diggs	Maxwell	Wood
Feb. 25	Grambling	Helfrick	Peppi	Souza	Iredale	W. Aloy	Davalan	Thomas Jr.	Maxwell	K. Aloy	Bybee
Feb. 28	Charlotte	Helfrick	Kozeal	Souza	Iredale	W. Aloy	Davalan	Thomas Jr.	Maxwell	K. Aloy	Gaeckle
March 1	Charlotte	Helfrick	Kozeal	Souza	Iredale	W. Aloy	Maxwell	Davalan	Diggs	K. Aloy	Root
March 2	Charlotte	Helfrick	Peppi	Fraser	Iredale	W. Aloy	Boles	Thomas Jr.	Maxwell	K. Aloy	Beidelschies
March 4	ULM	Helfrick	Kozeal	Souza	Iredale	W. Aloy	Maxwell	Davalan	Diggs	K. Aloy	Fisher
March 5	ULM	Becker	Peppi	Souza	Iredale	W. Aloy	Davalan	Thomas Jr.	Diggs	K. Aloy	Bybee
March 7	Portland	Helfrick	Kozeal	Souza	Iredale	W. Aloy	Davalan	Thomas Jr.	Maxwell	K. Aloy	Gaeckle
March 8	Portland	Helfrick	Kozeal	Souza	Iredale	W. Aloy	Davalan	Thomas Jr.	Diggs	K. Aloy	Root
March 9	Portland	Helfrick	Peppi	Souza	Iredale	W. Aloy	Davalan	Thomas Jr.	Boles	K. Aloy	Beidelschies
March 11	UCA	Becker	Kozeal	Fraser	Iredale	W. Aloy	Maxwell	Davalan	Diggs	K. Aloy	Fisher
March 14	at #13 Ole Miss *	Helfrick	Peppi	Souza	Iredale	W. Aloy	Davalan	Thomas Jr.	Maxwell	K. Aloy	Root
March 15	at #13 Ole Miss *	Helfrick	Peppi	Kozeal	Iredale	W. Aloy	Davalan	Thomas Jr.	Maxwell	K. Aloy	Gaeckle
March 16	at #13 Ole Miss *	Helfrick	Kozeal	Souza	Iredale	W. Aloy	Maxwell	Davalan	Diggs	K. Aloy	Beidelschies
March 18	Oral Roberts	Becker	Kozeal	Souza	Iredale	W. Aloy	Boles	Davalan	Maxwell	K. Aloy	Bybee
March 19	Oral Roberts	Helfrick	Kozeal	Souza	Iredale	W. Aloy	Maxwell	Davalan	Diggs	K. Aloy	Fisher
March 21	South Carolina *	Helfrick	Kozeal	Souza	Iredale	W. Aloy	Davalan	Thomas Jr.	Maxwell	K. Aloy	Root
March 22	South Carolina *	Helfrick	Kozeal	Souza	Iredale	W. Aloy	Davalan	Thomas Jr.	Maxwell	K. Aloy	Gaeckle
March 23	South Carolina *	Helfrick	Kozeal	Souza	Iredale	W. Aloy	Davalan	Thomas Jr.	Maxwell	K. Aloy	Root
March 25	Missouri State	Becker	Kozeal	Souza	Fraser	W. Aloy	Maxwell	Davalan	Diggs	K. Aloy	Fisher
March 28	at #14 Vanderbilt *	Helfrick	Kozeal	Souza	Iredale	W. Aloy	Davalan	Thomas Jr.	Maxwell	K. Aloy	Root
March 29	at #14 Vanderbilt *	Helfrick	Kozeal	Souza	Iredale	W. Aloy	Davalan	Thomas Jr.	Maxwell	K. Aloy	Gaeckle
March 30	at #14 Vanderbilt *	Helfrick	Kozeal	Souza	Iredale	W. Aloy	Davalan	Thomas Jr.	Maxwell	K. Aloy	Beidelschies
April 1	vs. Grambling	Becker	Anderson	Fraser	Iredale	W. Aloy	Boles	Davalan	Diggs	K. Aloy	McGuire
April 5	Missouri *	Helfrick	Kozeal	Souza	Iredale	W. Aloy	Davalan	Thomas Jr.	Maxwell	K. Aloy	Root
April 6	Missouri * [DH-1]	Helfrick	Kozeal	Souza	Iredale	W. Aloy	Davalan	Thomas Jr.	Maxwell	K. Aloy	Gaeckle
April 6	Missouri * [DH-2]	Helfrick	Kozeal	Souza	Iredale	W. Aloy	Davalan	Thomas Jr.	Boles	K. Aloy	Beidelschies
April 8	Arkansas State	Becker	Kozeal	Souza	Iredale	W. Aloy	Davalan	Thomas Jr.	Boles	K. Aloy	McGuire
April 11	at #7 Georgia *	Helfrick	Kozeal	Souza	Iredale	W. Aloy	Davalan	Thomas Jr.	Maxwell	K. Aloy	Root
April 12	at #7 Georgia *	Helfrick	Kozeal	Fraser	Iredale	W. Aloy	Davalan	Thomas Jr.	Maxwell	K. Aloy	Gaeckle
April 13	at #7 Georgia *	Helfrick	Kozeal	Fraser	Iredale	W. Aloy	Diggs	Davalan	Maxwell	K. Aloy	Beidelschies
April 15	UAPB	Becker	Robinett	Kozeal	Iredale	W. Aloy	Boles	Davalan	K. Aloy	Maxwell	McGuire
April 17	Texas A&M *	Helfrick	Kozeal	Fraser	Iredale	W. Aloy	Davalan	Thomas Jr.	Maxwell	K. Aloy	Root
April 18	Texas A&M * [DH-1]	Helfrick	Peppi	Kozeal	Iredale	W. Aloy	Davalan	Thomas Jr.	Boles	K. Aloy	Wood
April 18	Texas A&M * [DH-2]	Helfrick	Peppi	Kozeal	Iredale	W. Aloy	Davalan	Thomas Jr.	Maxwell	K. Aloy	Beidelschies
April 22	Little Rock	Helfrick	Kozeal	Fraser	Iredale	W. Aloy	Davalan	Thomas Jr.	Maxwell	K. Aloy	McGuire
April 23	Little Rock	Becker	Kozeal	Fraser	Iredale	W. Aloy	Boles	Davalan	Diggs	Maxwell	Fisher
April 25	at Florida *	Helfrick	Kozeal	Fraser	Iredale	W. Aloy	Davalan	Thomas Jr.	Maxwell	K. Aloy	Root
April 26	at Florida *	Helfrick	Peppi	Fraser	Iredale	W. Aloy	Davalan	Thomas Jr.	Boles	K. Aloy	Wood
April 27	at Florida *	Helfrick	Kozeal	Fraser	Iredale	W. Aloy	Davalan	Thomas Jr.	Diggs	K. Aloy	Beidelschies
May 1	#1 Texas *	Helfrick	Robinett	Kozeal	Iredale	W. Aloy	Davalan	Thomas Jr.	Boles	K. Aloy	Root
May 2	#1 Texas *	Helfrick	Peppi	Kozeal	Iredale	W. Aloy	Davalan	Thomas Jr.	Boles	K. Aloy	Wood
May 3	#1 Texas *	Helfrick	Robinett	Kozeal	Iredale	W. Aloy	Davalan	Thomas Jr.	Boles	K. Aloy	Beidelschies
May 9	at #3 LSU *	Helfrick	Robinett	Kozeal	Iredale	W. Aloy	Davalan	Thomas Jr.	Maxwell	K. Aloy	Root
May 10	at #3 LSU *	Helfrick	Robinett	Kozeal	Iredale	W. Aloy	Davalan	Thomas Jr.	Maxwell	K. Aloy	Wood



||| GAME-BY-GAME HITTING

RECORD: 40-11 • HOME: 30-3 • AWAY: 7-7 • NEUTRAL: 3-1 • SEC: 17-9

Date	Opponent	AB	R	H	RBI	2B	3B	HR	BB	IBB	SB	CS	HBP	SAC	SF	GDP	K	PO	A	E	Avg
Feb. 14	Washington State [DH-1]	32	3	6	2	0	0	0	6	1	3	1	0	0	2	1	9	30	9	2	.188
Feb. 14	Washington State [DH-2]	30	14	13	14	6	1	1	8	0	1	0	3	0	0	1	5	21	7	0	.306
Feb. 15	Washington State	31	5	9	5	4	0	3	3	0	0	2	1	0	0	0	8	27	7	0	.301
Feb. 17	Washington State	28	12	10	10	2	0	1	11	0	1	1	2	0	0	0	6	21	13	0	.314
Feb. 21	vs. Kansas State	33	2	7	2	2	0	2	2	0	0	0	1	0	0	0	11	27	14	0	.292
Feb. 22	vs. #22 TCU	29	2	3	2	1	0	0	3	0	1	0	1	1	0	0	7	27	9	2	.262
Feb. 23	vs. Michigan	33	8	10	7	3	0	1	8	0	0	1	2	0	0	1	7	27	6	2	.269
Feb. 25	Grambling	29	14	14	13	2	0	2	10	0	1	0	3	0	2	0	3	21	11	0	.294
Feb. 28	Charlotte	36	11	11	11	3	0	2	4	0	0	0	2	0	0	0	9	27	9	0	.295
March 1	Charlotte	33	8	10	8	3	0	2	4	0	0	0	1	1	0	0	7	27	6	0	.296
March 2	Charlotte	34	4	13	3	2	0	0	3	0	0	2	0	1	1	0	8	27	6	0	.305
March 4	ULM	33	14	15	12	2	0	4	4	1	0	0	2	0	1	1	6	21	5	0	.318
March 5	ULM	28	15	9	14	2	0	4	13	0	1	0	2	0	0	1	2	21	6	0	.318
March 7	Portland	31	20	13	19	2	1	5	6	0	2	0	3	0	0	0	7	21	8	0	.325
March 8	Portland	29	10	10	10	2	0	4	2	0	2	1	1	1	0	0	4	21	5	0	.326
March 9	Portland	31	5	7	5	0	0	2	3	0	1	0	0	0	0	0	8	27	10	0	.320
March 11	UCA	31	9	6	9	0	0	3	7	0	1	0	2	0	0	1	9	27	7	0	.313
March 14	at #13 Ole Miss *	36	6	10	6	1	0	2	2	0	0	0	1	0	1	1	14	24	5	1	.310
March 15	at #13 Ole Miss *	40	12	15	11	1	0	5	2	0	0	0	2	1	2	0	13	27	8	1	.315
March 16	at #13 Ole Miss *	44	12	16	12	2	0	2	4	1	1	0	0	0	0	1	9	27	6	1	.318
March 18	Oral Roberts	28	4	8	3	0	0	0	7	0	1	0	3	0	1	3	2	27	7	0	.317
March 19	Oral Roberts	32	16	14	15	2	1	2	8	0	2	2	2	0	0	0	3	21	7	1	.322
March 21	South Carolina *	33	12	15	10	4	0	2	4	0	0	0	1	0	0	0	9	21	6	0	.328
March 22	South Carolina *	36	12	13	11	2	0	2	4	0	0	0	4	0	1	0	9	27	10	0	.329
March 23	South Carolina *	33	11	13	11	0	0	5	7	2	0	0	1	2	1	0	5	27	14	0	.332
March 25	Missouri State	44	13	16	13	5	0	1	4	1	1	0	2	1	0	1	13	30	7	2	.334
March 28	at #14 Vanderbilt *	35	9	9	9	2	1	3	9	0	1	0	0	0	0	1	10	27	9	0	.331
March 29	at #14 Vanderbilt *	39	6	9	6	0	0	2	3	0	1	0	1	2	0	1	8	30	8	1	.327
March 30	at #14 Vanderbilt *	35	7	9	6	2	0	3	3	0	1	0	0	0	0	0	12	27	7	0	.324
April 1	vs. Grambling	29	7	7	6	0	1	0	6	0	2	0	3	1	1	0	8	27	11	2	.322
April 5	Missouri *	33	21	14	20	2	0	2	14	0	1	0	4	0	0	0	10	21	4	0	.325
April 6	Missouri * [DH-1]	33	14	16	14	3	0	2	6	0	0	0	2	0	1	0	9	21	7	2	.330
April 6	Missouri * [DH-2]	32	16	16	16	4	0	3	9	0	1	0	0	0	1	1	4	21	6	0	.335
April 8	Arkansas State	33	7	11	7	2	0	2	5	0	3	2	0	0	0	0	13	27	11	1	.335
April 11	at #7 Georgia *	38	13	12	11	4	1	1	6	0	0	1	2	0	0	0	12	27	6	0	.334
April 12	at #7 Georgia *	38	6	11	5	3	0	2	4	0	0	0	1	0	0	0	13	24	2	0	.333
April 13	at #7 Georgia *	44	6	7	5	1	0	3	3	0	0	0	0	1	0	0	15	35	10	1	.327
April 15	UAPB	40	13	18	13	3	0	4	3	0	1	0	0	0	1	0	3	24	10	2	.330
April 17	Texas A&M *	35	4	9	4	2	0	1	2	0	0	0	0	0	0	1	6	27	10	2	.329
April 18	Texas A&M * [DH-1]	33	11	12	11	2	0	3	2	0	0	0	2	0	2	1	6	27	6	0	.329
April 18	Texas A&M * [DH-2]	35	2	9	2	2	0	0	2	0	0	0	0	0	2	0	13	27	8	1	.328
April 22	Little Rock	26	10	11	7	3	1	1	4	0	1	0	2	0	2	0	6	21	6	0	.329
April 23	Little Rock	32	4	8	3	0	0	1	6	1	1	0	0	0	0	0	6	27	11	0	.328
April 25	at Florida *	33	4	6	4	1	0	3	2	0	0	0	0	0	0	0	16	24	4	1	.324
April 26	at Florida *	32	7	7	7	1	0	1	5	1	2	0	2	1	2	1	6	27	10	1	.322
April 27	at Florida *	33	5	7	4	2	0	0	6	0	0	0	3	0	0	0	9	24	6	1	.320
May 1	#1 Texas *	31	9	8	9	2	0	2	3	0	0	0	3	0	0	1	8	27	8	0	.319
May 2	#1 Texas *	30	6	6	6	1	0	1	9	0	0	0	5	0	0	0	5	27	5	1	.316
May 3	#1 Texas *	35	13	11	13	1	0	5	10	0	2	0	1	0	0	0	11	27	4	0	.316
May 9	at #3 LSU *	37	4	11	4	2	0	2	3	1	0	0	1	1	1	2	13	29	10	0	.316
May 10	at #3 LSU *	28	3	8	3	1	0	0	2	0	0	0	0	0	1	0	12	20	3	1	.315
	Totals	1706	461	538	433	99	7	104	266	9	36	12	74	14	26	21	427	1296	390	29	.315



RECORD: 40-11 • HOME: 30-3 • AWAY: 7-7 • NEUTRAL: 3-1 • SEC: 17-9

Date	Opponent	IP	H	R	ER	BB	SO	2B	3B	HR	WP	BK	HBP	DP	IBB	Score	W	L	SV	ERA
Feb. 14	Washington State [DH-1]	10.0	6	2	1	1	10	0	0	1	1	0	1	2	0	3-2	1	0	0	0.90
Feb. 14	Washington State [DH-2]	7.0	5	2	2	1	9	1	0	0	0	0	1	2	0	14-2	2	0	0	1.59
Feb. 15	Washington State	9.0	6	2	2	1	10	3	1	0	2	0	0	0	0	5-2	3	0	1	1.73
Feb. 17	Washington State	7.0	6	2	2	2	8	2	0	0	0	0	0	1	0	12-2	4	0	1	1.91
Feb. 21	vs. Kansas State	9.0	8	3	3	4	3	2	0	0	1	0	0	2	0	2-3	4	1	1	2.14
Feb. 22	vs. #22 TCU	9.0	4	1	1	5	11	0	0	0	1	0	1	2	0	2-1	5	1	2	1.94
Feb. 23	vs. Michigan	9.0	11	6	3	5	13	1	0	2	3	0	2	2	0	8-6	6	1	3	2.10
Feb. 25	Grambling	7.0	4	3	3	3	7	1	0	0	1	0	1	1	0	14-3	7	1	3	2.28
Feb. 28	Charlotte	9.0	15	10	10	1	12	5	1	2	3	0	3	0	0	11-10	8	1	4	3.20
March 1	Charlotte	9.0	8	5	5	4	15	3	0	1	0	0	1	1	0	8-5	9	1	5	3.39
March 2	Charlotte	9.0	6	3	3	1	12	0	0	1	1	0	1	0	0	4-3	10	1	5	3.35
March 4	ULM	7.0	6	1	1	2	12	1	0	0	2	0	0	1	0	14-1	11	1	5	3.21
March 5	ULM	7.0	5	3	3	1	6	0	0	1	0	0	0	0	0	15-3	12	1	5	3.25
March 7	Portland	7.0	6	3	3	3	8	0	1	0	1	0	2	0	0	20-3	13	1	5	3.29
March 8	Portland	7.0	4	0	0	1	11	1	0	0	0	0	0	0	0	10-0	14	1	5	3.10
March 9	Portland	9.0	10	3	3	0	8	2	0	1	2	0	1	1	0	5-3	15	1	6	3.09
March 11	UCA	9.0	7	2	2	3	13	1	0	0	0	1	3	1	0	9-2	16	1	6	3.02
March 14	at #13 Ole Miss *	8.0	14	10	10	5	8	6	0	2	0	0	2	0	0	6-10	16	2	6	3.47
March 15	at #13 Ole Miss *	9.0	4	3	3	3	18	1	0	1	2	0	1	1	0	12-3	17	2	7	3.44
March 16	at #13 Ole Miss *	9.0	10	9	9	8	10	2	0	4	0	0	2	0	0	12-9	18	2	7	3.74
March 18	Oral Roberts	9.0	7	1	1	2	8	0	0	0	1	0	0	0	0	4-1	19	2	8	3.60
March 19	Oral Roberts	7.0	1	0	0	1	7	0	0	0	1	0	2	1	0	16-0	20	2	8	3.46
March 21	South Carolina *	7.0	6	2	2	1	7	3	0	0	1	0	0	0	0	12-2	21	2	8	3.43
March 22	South Carolina *	9.0	7	3	3	3	5	0	0	0	1	0	2	3	0	12-3	22	2	9	3.41
March 23	South Carolina *	9.0	10	4	4	3	6	2	0	2	0	0	2	2	0	11-4	23	2	9	3.43
March 25	Missouri State	10.0	14	14	12	6	19	3	0	4	2	0	0	0	0	13-14	23	3	9	3.77
March 28	at #14 Vanderbilt *	9.0	3	0	0	4	8	1	0	0	1	0	0	1	0	9-0	24	3	9	3.62
March 29	at #14 Vanderbilt *	10.0	9	4	4	2	12	1	0	0	2	0	0	0	0	6-4	25	3	9	3.62
March 30	at #14 Vanderbilt *	9.0	8	3	3	3	11	2	0	1	0	0	2	1	0	7-3	26	3	9	3.60
April 1	vs. Grambling	9.0	6	4	4	4	11	2	0	0	1	0	3	0	0	7-4	27	3	10	3.61
April 5	Missouri *	7.0	3	3	3	2	11	3	0	0	0	1	1	0	0	21-3	28	3	10	3.62
April 6	Missouri * [DH-1]	7.0	6	4	2	2	10	0	0	0	0	0	0	0	0	14-4	29	3	10	3.59
April 6	Missouri * [DH-2]	7.0	4	2	1	2	12	2	0	0	0	0	2	1	0	16-2	30	3	10	3.53
April 8	Arkansas State	9.0	7	3	3	3	7	2	0	0	1	0	0	0	0	7-3	31	3	10	3.52
April 11	at #7 Georgia *	9.0	5	3	3	4	11	2	0	1	0	1	0	0	0	13-3	32	3	10	3.50
April 12	at #7 Georgia *	8.0	12	7	7	2	15	2	0	2	1	0	0	0	0	6-7	32	4	10	3.62
April 13	at #7 Georgia *	11.2	7	7	6	1	17	4	0	3	0	0	3	1	0	6-7	32	5	10	3.66
April 15	UAPB	8.0	6	3	3	1	10	1	0	1	0	0	0	1	0	13-3	33	5	10	3.65
April 17	Texas A&M *	9.0	9	7	6	3	12	1	0	1	3	0	2	1	0	4-7	33	6	10	3.71
April 18	Texas A&M * [DH-1]	9.0	10	5	5	5	13	1	0	3	1	0	0	0	0	11-5	34	6	10	3.75
April 18	Texas A&M * [DH-2]	9.0	11	9	9	5	7	3	0	3	3	0	0	0	2	2-9	34	7	10	3.88
April 22	Little Rock	7.0	3	0	0	2	7	0	0	0	1	0	1	1	0	10-0	35	7	10	3.81
April 23	Little Rock	9.0	5	0	0	1	15	0	0	0	1	0	0	0	0	4-0	36	7	10	3.71
April 25	at Florida *	8.0	7	6	5	3	12	0	0	1	0	0	0	0	0	4-6	36	8	10	3.75
April 26	at Florida *	9.0	5	0	0	4	10	2	0	0	0	0	1	2	0	7-0	37	8	10	3.66
April 27	at Florida *	8.0	12	9	9	5	3	5	0	1	2	0	0	0	0	5-9	37	9	10	3.80
May 1	#1 Texas *	9.0	2	0	0	3	14	0	0	0	0	0	0	1	0	9-0	38	9	10	3.71
May 2	#1 Texas *	9.0	5	1	1	2	15	1	0	1	0	0	0	1	0	6-1	39	9	10	3.65
May 3	#1 Texas *	9.0	9	8	8	5	9	4	0	3	0	0	0	0	0	13-8	40	9	10	3.75
May 9	at #3 LSU *	9.2	9	5	5	2	12	2	0	1	1	0	1	1	0	4-5	40	10	10	3.77
May 10	at #3 LSU *	6.2	11	13	12	9	8	0	0	4	2	0	0	0	0	3-13	40	11	10	3.96
	Totals	432.0	364	203	190	149	528	81	3	48	46	3	44	35	2	461-203	40	11	10	3.96




1 ROCCO PEPPI

SEASON HIGHS

Category	High	Opponent (Last)	Date
Hits	2	3x (at #13 Ole Miss)	3/16/25
Runs	2	2x (ULM)	3/5/25
Doubles	1	2x (Charlotte)	2/28/25
Triples	--	--	--
Home Runs	--	--	--
RBI	4	Grambling	2/25/25
Walks	2	2x (ULM)	3/5/25
Stolen Bases	--	--	--

CAREER HIGHS

Category	High	Opponent (Last)	Date
Hits	4	3x (at Washington State)	4/28/24
Runs	4	3x (at New Mexico)	4/13/24
Doubles	2	2x (at Sacramento State)	3/12/24
Triples	--	--	--
Home Runs	2	2x (San Jose State)	4/20/24
RBI	5	Gonzaga	3/12/22
Walks	2	8x (ULM)	3/5/25
Stolen Bases	1	3x (at Washington State)	4/28/24




3 NOLAN SOUZA

SEASON HIGHS

Category	High	Opponent (Last)	Date
Hits	3	Missouri State	3/25/25
Runs	3	Oral Roberts	3/19/25
Doubles	1	5x (at #7 Georgia)	4/11/25
Triples	--	--	--
Home Runs	1	4x (Oral Roberts)	3/19/25
RBI	3	3x (Missouri)	4/5/25
Walks	3	South Carolina	3/23/25
Stolen Bases	3	Arkansas State	4/8/25

CAREER HIGHS

Category	High	Opponent (Last)	Date
Hits	3	4x (Missouri State)	3/25/25
Runs	3	Oral Roberts	3/19/25
Doubles	1	12x (at #7 Georgia)	4/11/25
Triples	--	--	--
Home Runs	2	Missouri	3/15/24
RBI	5	Ole Miss	4/6/24
Walks	3	2x (South Carolina)	3/23/25
Stolen Bases	3	Arkansas State	4/8/25




4 JUSTIN THOMAS JR.

SEASON HIGHS

Category	High	Opponent (Last)	Date
Hits	3	at #3 LSU	5/9/25
Runs	3	2x (Texas A&M [DH-1])	4/18/25
Doubles	1	4x (at #14 Vanderbilt)	3/30/25
Triples	1	Little Rock	4/22/25
Home Runs	2	Texas A&M [DH-1]	4/18/25
RBI	4	Missouri	4/5/25
Walks	3	Washington State	2/17/25
Stolen Bases	1	4x (Missouri State)	3/25/25

CAREER HIGHS

Category	High	Opponent (Last)	Date
Hits	3	at #3 LSU	5/9/25
Runs	3	2x (Texas A&M [DH-1])	4/18/25
Doubles	1	5x (at #14 Vanderbilt)	3/30/25
Triples	1	Little Rock	4/22/25
Home Runs	2	Texas A&M [DH-1]	4/18/25
RBI	4	Missouri	4/5/25
Walks	3	Washington State	2/17/25
Stolen Bases	1	4x (Missouri State)	3/25/25



5 KENDALL DIGGS

SEASON HIGHS

Category	High	Opponent (Last)	Date
Hits	1	10x (Texas A&M)	4/17/25
Runs	1	9x (at Florida)	4/27/25
Doubles	1	2x (vs. Michigan)	2/23/25
Triples	1	Portland	3/7/25
Home Runs	1	2x (Portland)	3/8/25
RBI	2	2x (Portland)	3/8/25
Walks	1	7x (Little Rock)	4/23/25
Stolen Bases	1	vs. #22 TCU	2/22/25

CAREER HIGHS

Category	High	Opponent (Last)	Date
Hits	3	6x (Ole Miss)	4/6/24
Runs	3	4x (SEMO)	5/31/24
Doubles	2	5x (at #20 South Carolina)	4/20/24
Triples	1	3x (Portland)	3/7/25
Home Runs	1	24x (Portland)	3/8/25
RBI	5	at Mississippi State	5/6/23
Walks	3	2x (James Madison)	2/17/24
Stolen Bases	1	7x (vs. #22 TCU)	2/22/25



6 GABE FRASER

SEASON HIGHS

Category	High	Opponent (Last)	Date
Hits	2	3x (Little Rock)	4/22/25
Runs	2	at Florida	4/26/25
Doubles	1	at Florida	4/25/25
Triples	1	at #7 Georgia	4/11/25
Home Runs	1	Missouri State	3/25/25
RBI	4	Missouri State	3/25/25
Walks	2	at #7 Georgia	4/11/25
Stolen Bases	1	2x (Little Rock)	4/23/25

CAREER HIGHS

Category	High	Opponent (Last)	Date
Hits	2	3x (Little Rock)	4/22/25
Runs	1	at Florida	4/26/25
Doubles	1	at Florida	4/25/25
Triples	1	at #7 Georgia	4/11/25
Home Runs	1	Missouri State	3/25/25
RBI	4	Missouri State	3/25/25
Walks	2	at #7 Georgia	4/11/25
Stolen Bases	1	2x (Little Rock)	4/23/25



9 WEHIWA ALOY

SEASON HIGHS

Category	High	Opponent (Last)	Date
Hits	4	2x (Missouri [DH-1])	4/6/25
Runs	5	Portland	3/7/25
Doubles	2	2x (South Carolina)	3/22/25
Triples	1	Oral Roberts	3/19/25
Home Runs	2	2x (at #13 Ole Miss)	3/16/25
RBI	5	at #13 Ole Miss	3/16/25
Walks	2	4x (#1 Texas)	5/2/25
Stolen Bases	2	vs. Grambling	4/1/25

CAREER HIGHS

Category	High	Opponent (Last)	Date
Hits	4	5x (Missouri [DH-1])	4/6/25
Runs	5	Portland	3/7/25
Doubles	2	4x (South Carolina)	3/22/25
Triples	1	6x (Oral Roberts)	3/19/25
Home Runs	2	2x (at #13 Ole Miss)	3/16/25
RBI	5	2x (at #13 Ole Miss)	3/16/25
Walks	3	#8 LSU	3/28/24
Stolen Bases	2	vs. Grambling	4/1/25




8 CAM KOZEAL

SEASON HIGHS

Category	High	Opponent (Last)	Date
Hits	4	Missouri	4/5/25
Runs	3	2x (Missouri [DH-2])	4/6/25
Doubles	2	2x (at #7 Georgia)	4/12/25
Triples	--	--	--
Home Runs	2	2x (Missouri [DH-2])	4/6/25
RBI	6	Missouri [DH-2]	4/6/25
Walks	2	Missouri [DH-1]	4/6/25
Stolen Bases	1	2x (at #14 Vanderbilt)	3/30/25

CAREER HIGHS

Category	High	Opponent (Last)	Date
Hits	4	3x (Missouri)	4/5/25
Runs	3	3x (Missouri [DH-2])	4/6/25
Doubles	2	2x (at #7 Georgia)	4/12/25
Triples	--	--	--
Home Runs	2	2x (Missouri [DH-2])	4/6/25
RBI	6	Missouri [DH-2]	4/6/25
Walks	2	2x (Missouri [DH-1])	4/6/25
Stolen Bases	1	3x (at #14 Vanderbilt)	3/30/25



10 BRENT IREDALE

SEASON HIGHS

Category	High	Opponent (Last)	Date
Hits	3	2x (Portland)	3/7/25
Runs	4	Grambling	2/25/25
Doubles	1	10x (#1 Texas)	5/1/25
Triples	--	--	--
Home Runs	2	2x (Portland)	3/7/25
RBI	8	Portland	3/7/25
Walks	3	Grambling	2/25/25
Stolen Bases	1	3x (at Florida)	4/26/25

CAREER HIGHS

Category	High	Opponent (Last)	Date
Hits	3	2x (Portland)	3/7/25
Runs	4	Grambling	2/25/25
Doubles	1	10x (#1 Texas)	5/1/25
Triples	--	--	--
Home Runs	2	2x (Portland)	3/7/25
RBI	8	Portland	3/7/25
Walks	3	Grambling	2/25/25
Stolen Bases	1	3x (at Florida)	4/26/25



17 ZANE BECKER

SEASON HIGHS

Category	High	Opponent (Last)	Date
Hits	2	Washington State	2/15/25
Runs	1	5x (UAPB)	4/15/25
Doubles	2	Washington State	2/15/25
Triples	--	--	--
Home Runs	1	UAPB	4/15/25
RBI	3	Missouri State	3/25/25
Walks	1	5x (UAPB)	4/15/25
Stolen Bases	1	Oral Roberts	3/18/25

CAREER HIGHS

Category	High	Opponent (Last)	Date
Hits	2	Washington State	2/15/25
Runs	1	5x (UAPB)	4/15/25
Doubles	2	Washington State	2/15/25
Triples	--	--	--
Home Runs	1	UAPB	4/15/25
RBI	3	Missouri State	3/25/25
Walks	1	5x (UAPB)	4/15/25
Stolen Bases	1	Oral Roberts	3/18/25



18 REESE ROBINETT

SEASON HIGHS

Category	High	Opponent (Last)	Date
Hits	3	UAPB	4/15/25
Runs	2	#1 Texas	5/3/25
Doubles	3	UAPB	4/15/25
Triples	--	--	--
Home Runs	2	#1 Texas	5/3/25
RBI	6	#1 Texas	5/3/25
Walks	2	at #3 LSU	5/10/25
Stolen Bases	--	--	--

CAREER HIGHS

Category	High	Opponent (Last)	Date
Hits	3	UAPB	4/15/25
Runs	2	3x (#1 Texas)	5/3/25
Doubles	3	UAPB	4/15/25
Triples	--	--	--
Home Runs	2	#1 Texas	5/3/25
RBI	6	#1 Texas	5/3/25
Walks	2	at #3 LSU	5/10/25
Stolen Bases	--	--	--



22 LOGAN MAXWELL

SEASON HIGHS

Category	High	Opponent (Last)	Date
Hits	3	3x (at #13 Ole Miss)	3/16/25
Runs	3	4x (UAPB)	4/15/25
Doubles	1	3x (at #7 Georgia)	4/11/25
Triples	--	--	--
Home Runs	1	9x (Missouri)	4/5/25
RBI	2	6x (Little Rock)	4/22/25
Walks	3	Missouri	4/5/25
Stolen Bases	--	--	--

CAREER HIGHS

Category	High	Opponent (Last)	Date
Hits	5	at Baylor	5/4/24
Runs	3	7x (UAPB)	4/15/25
Doubles	2	5x (Houston)	3/28/24
Triples	1	4x (Texas Tech)	4/13/24
Home Runs	1	14x (Missouri)	4/5/25
RBI	5	UTRGV	5/2/23
Walks	3	3x (Missouri)	4/5/25
Stolen Bases	2	Army	3/13/22




24 CHARLES DAVALAN

SEASON HIGHS

Category	High	Opponent (Last)	Date
Hits	4	2x (South Carolina)	3/21/25
Runs	4	ULM	3/5/25
Doubles	1	9x (at #3 LSU)	5/9/25
Triples	1	vs. Grambling	4/1/25
Home Runs	2	2x (Missouri [DH-1])	4/6/25
RBI	7	Missouri [DH-1]	4/6/25
Walks	2	7x (#1 Texas)	5/3/25
Stolen Bases	1	7x (#1 Texas)	5/3/25

CAREER HIGHS

Category	High	Opponent (Last)	Date
Hits	4	2x (South Carolina)	3/21/25
Runs	4	3x (ULM)	3/5/25
Doubles	3	Lipscomb	4/26/24
Triples	1	3x (vs. Grambling)	4/1/25
Home Runs	2	2x (Missouri [DH-1])	4/6/25
RBI	7	Missouri [DH-1]	4/6/25
Walks	3	at UCF	4/23/24
Stolen Bases	2	Xavier	3/3/24

**25 KUHIO ALOY****SEASON HIGHS**

Category	High	Opponent (Last)	Date
Hits	4	2x (UAPB)	4/15/25
Runs	3	2x (UAPB)	4/15/25
Doubles	2	Missouri [DH-2]	4/6/25
Triples	--	--	--
Home Runs	1	13x (at #3 LSU)	5/9/25
RBI	6	ULM	3/4/25
Walks	2	3x (at #3 LSU)	5/9/25
Stolen Bases	--	--	--

CAREER HIGHS

Category	High	Opponent (Last)	Date
Hits	4	2x (UAPB)	4/15/25
Runs	3	2x (UAPB)	4/15/25
Doubles	2	2x (Missouri [DH-2])	4/6/25
Triples	1	at UC Davis	2/22/24
Home Runs	1	21x (at #3 LSU)	5/9/25
RBI	6	ULM	3/4/25
Walks	2	5x (at #3 LSU)	5/9/25
Stolen Bases	--	--	--

**27 RYDER HELFRICK****SEASON HIGHS**

Category	High	Opponent (Last)	Date
Hits	3	2x (Missouri [DH-2])	4/6/25
Runs	2	10x (#1 Texas)	5/3/25
Doubles	1	8x (at #3 LSU)	5/10/25
Triples	1	2x (at #14 Vanderbilt)	3/28/25
Home Runs	2	2x (at #7 Georgia)	4/13/25
RBI	3	2x (Grambling)	2/25/25
Walks	2	7x (#1 Texas)	5/3/25
Stolen Bases	1	#1 Texas	5/3/25

CAREER HIGHS

Category	High	Opponent (Last)	Date
Hits	3	2x (Missouri [DH-2])	4/6/25
Runs	3	James Madison	2/17/24
Doubles	1	11x (at #3 LSU)	5/10/25
Triples	1	2x (at #14 Vanderbilt)	3/28/25
Home Runs	2	2x (at #7 Georgia)	4/13/25
RBI	3	2x (Grambling)	2/25/25
Walks	2	8x (#1 Texas)	5/3/25
Stolen Bases	1	2x (#1 Texas)	5/3/25

**28 CARSON BOLES****SEASON HIGHS**

Category	High	Opponent (Last)	Date
Hits	2	2x (Arkansas State)	4/8/25
Runs	2	4x (#1 Texas)	5/1/25
Doubles	1	5x (#1 Texas)	5/3/25
Triples	--	--	--
Home Runs	1	2x (#1 Texas)	5/1/25
RBI	3	2x (Missouri [DH-2])	4/6/25
Walks	2	4x (#1 Texas)	5/2/25
Stolen Bases	--	--	--

CAREER HIGHS

Category	High	Opponent (Last)	Date
Hits	2	2x (Arkansas State)	4/8/25
Runs	2	4x (#1 Texas)	5/1/25
Doubles	1	5x (#1 Texas)	5/3/25
Triples	--	--	--
Home Runs	1	2x (#1 Texas)	5/1/25
RBI	3	2x (Missouri [DH-2])	4/6/25
Walks	2	4x (#1 Texas)	5/2/25
Stolen Bases	--	--	--

**42 MICHAEL ANDERSON****SEASON HIGHS**

Category	High	Opponent (Last)	Date
Hits	--	--	--
Runs	--	--	--
Doubles	--	--	--
Triples	--	--	--
Home Runs	--	--	--
RBI	--	--	--
Walks	1	vs. Grambling	4/1/25
Stolen Bases	--	--	--

CAREER HIGHS

Category	High	Opponent (Last)	Date
Hits	5	Stonehill	3/20/24
Runs	3	Stonehill	3/20/24
Doubles	2	Stonehill	3/20/24
Triples	1	2x (Stonehill)	3/20/24
Home Runs	2	3x (at Davidson)	5/3/24
RBI	12	Stonehill	3/20/24
Walks	3	at George Washington	4/19/24
Stolen Bases	1	at Stonehill	4/24/24



13 STEELE EAVES

SEASON HIGHS

Category	High	Opponent (Last)	Date
Innings	2.0	Little Rock	4/23/25
Longest Start	--	--	--
Shortest Start	--	--	--
Longest Relief	2.0	Little Rock	4/23/25
Hits	4	Portland	3/7/25
Runs	1	2x (Portland)	3/7/25
Earned Runs	1	2x (Portland)	3/7/25
Walks	1	2x (at #3 LSU)	5/10/25
Strikeouts	2	2x (Missouri [DH-2])	4/6/25

CAREER HIGHS

Category	High	Opponent (Last)	Date
Innings	2.0	Little Rock	4/23/25
Longest Start	--	--	--
Shortest Start	--	--	--
Longest Relief	2.0	Little Rock	4/23/25
Hits	4	Portland	3/7/25
Runs	1	2x (Portland)	3/7/25
Earned Runs	1	2x (Portland)	3/7/25
Walks	1	2x (at #3 LSU)	5/10/25
Strikeouts	2	2x (Missouri [DH-2])	4/6/25



14 GAGE WOOD

SEASON HIGHS

Category	High	Opponent (Last)	Date
Innings	5.0	Washington State	2/15/25
Longest Start	5.0	Washington State	2/15/25
Shortest Start	0.1	Texas A&M [DH-1]	4/18/25
Longest Relief	--	--	--
Hits	4	at #3 LSU	5/10/25
Runs	4	at #3 LSU	5/10/25
Earned Runs	4	at #3 LSU	5/10/25
Walks	2	at #3 LSU	5/10/25
Strikeouts	9	#1 Texas	5/2/25

CAREER HIGHS

Category	High	Opponent (Last)	Date
Innings	5.0	2x (Washington State)	2/15/25
Longest Start	5.0	2x (Washington State)	2/15/25
Shortest Start	0.1	Texas A&M [DH-1]	4/18/25
Longest Relief	4.1	at #8 Kentucky	5/4/24
Hits	7	at #5 Texas A&M	5/17/24
Runs	5	at #12 Vanderbilt	5/19/23
Earned Runs	5	at #12 Vanderbilt	5/19/23
Walks	3	at Mississippi State	5/5/23
Strikeouts	9	#1 Texas	5/2/25



16 AIDEN JIMENEZ

SEASON HIGHS

Category	High	Opponent (Last)	Date
Innings	4.1	South Carolina	3/22/25
Longest Start	--	--	--
Shortest Start	--	--	--
Longest Relief	4.1	South Carolina	3/22/25
Hits	4	South Carolina	3/22/25
Runs	2	2x (at #3 LSU)	5/9/25
Earned Runs	2	2x (at #3 LSU)	5/9/25
Walks	2	at #3 LSU	5/9/25
Strikeouts	6	at #13 Ole Miss	3/15/25

CAREER HIGHS

Category	High	Opponent (Last)	Date
Innings	6.0	vs. Sam Houston	6/4/23
Longest Start	2.0	Portland	5/16/23
Shortest Start	2.0	Portland	5/16/23
Longest Relief	6.0	vs. Sam Houston	6/4/23
Hits	6	Arizona State	5/25/23
Runs	5	Portland	5/16/23
Earned Runs	5	Portland	5/16/23
Walks	2	3x (at #3 LSU)	5/9/25
Strikeouts	6	2x (at #13 Ole Miss)	3/15/25



20 GABE GAECKLE

SEASON HIGHS

Category	High	Opponent (Last)	Date
Innings	5.2	3x (Texas A&M [DH-1])	4/18/25
Longest Start	5.2	2x (at #14 Vanderbilt)	3/29/25
Shortest Start	1.2	South Carolina	3/22/25
Longest Relief	5.2	Texas A&M [DH-1]	4/18/25
Hits	10	Charlotte	2/28/25
Runs	9	Charlotte	2/28/25
Earned Runs	9	Charlotte	2/28/25
Walks	4	2x (at Florida)	4/26/25
Strikeouts	8	2x (Texas A&M [DH-1])	4/18/25

CAREER HIGHS

Category	High	Opponent (Last)	Date
Innings	5.2	3x (Texas A&M [DH-1])	4/18/25
Longest Start	5.2	2x (at #14 Vanderbilt)	3/29/25
Shortest Start	1.2	South Carolina	3/22/25
Longest Relief	5.2	Texas A&M [DH-1]	4/18/25
Hits	10	Charlotte	2/28/25
Runs	9	Charlotte	2/28/25
Earned Runs	9	Charlotte	2/28/25
Walks	4	2x (at Florida)	4/26/25
Strikeouts	8	2x (Texas A&M [DH-1])	4/18/25



26 TATE MCGUIRE

SEASON HIGHS

Category	High	Opponent (Last)	Date
Innings	5.0	Little Rock	4/22/25
Longest Start	5.0	Little Rock	4/22/25
Shortest Start	3.0	Arkansas State	4/8/25
Longest Relief	3.0	Oral Roberts	3/19/25
Hits	5	Arkansas State	4/8/25
Runs	3	2x (at #3 LSU)	5/10/25
Earned Runs	3	2x (at #3 LSU)	5/10/25
Walks	2	2x (Little Rock)	4/22/25
Strikeouts	5	UAPB	4/15/25

CAREER HIGHS

Category	High	Opponent (Last)	Date
Innings	5.0	Little Rock	4/22/25
Longest Start	5.0	Little Rock	4/22/25
Shortest Start	3.0	Arkansas State	4/8/25
Longest Relief	3.0	Oral Roberts	3/19/25
Hits	5	Arkansas State	4/8/25
Runs	3	2x (at #3 LSU)	5/10/25
Earned Runs	3	2x (at #3 LSU)	5/10/25
Walks	2	3x (Little Rock)	4/22/25
Strikeouts	5	UAPB	4/15/25



31 DYLAN CARTER

SEASON HIGHS

Category	High	Opponent (Last)	Date
Innings	4.0	Texas A&M	4/17/25
Longest Start	--	--	--
Shortest Start	--	--	--
Longest Relief	4.0	Texas A&M	4/17/25
Hits	3	2x (vs. Grambling)	4/1/25
Runs	2	3x (at Florida)	4/27/25
Earned Runs	2	3x (at Florida)	4/27/25
Walks	2	at Florida	4/27/25
Strikeouts	4	Texas A&M	4/17/25

CAREER HIGHS

Category	High	Opponent (Last)	Date
Innings	4.2	#16 Tennessee	4/16/23
Longest Start	--	--	--
Shortest Start	--	--	--
Longest Relief	4.2	#16 Tennessee	4/16/23
Hits	6	#16 Tennessee	4/16/23
Runs	6	at #1 LSU	3/25/23
Earned Runs	5	at #1 LSU	3/25/23
Walks	3	at #1 LSU	3/25/23
Strikeouts	4	Texas A&M	4/17/25



29 COLE GIBLER

SEASON HIGHS

Category	High	Opponent (Last)	Date
Innings	2.1	Missouri State	3/25/25
Longest Start	--	--	--
Shortest Start	--	--	--
Longest Relief	2.1	Missouri State	3/25/25
Hits	4	Oral Roberts	3/18/25
Runs	3	Missouri State	3/25/25
Earned Runs	3	Missouri State	3/25/25
Walks	1	7x (at Florida)	4/27/25
Strikeouts	7	Missouri State	3/25/25

CAREER HIGHS

Category	High	Opponent (Last)	Date
Innings	2.1	Missouri State	3/25/25
Longest Start	--	--	--
Shortest Start	--	--	--
Longest Relief	2.1	Missouri State	3/25/25
Hits	4	Oral Roberts	3/18/25
Runs	3	Missouri State	3/25/25
Earned Runs	3	Missouri State	3/25/25
Walks	1	7x (at Florida)	4/27/25
Strikeouts	7	Missouri State	3/25/25



32 HUNTER DIETZ

SEASON HIGHS

Category	High	Opponent (Last)	Date
Innings	0.2	at #3 LSU	5/10/25
Longest Start	--	--	--
Shortest Start	--	--	--
Longest Relief	0.2	at #3 LSU	5/10/25
Hits	1	at #3 LSU	5/10/25
Runs	1	at #3 LSU	5/10/25
Earned Runs	1	at #3 LSU	5/10/25
Walks	0	at #3 LSU	5/10/25
Strikeouts	2	at #3 LSU	5/10/25

CAREER HIGHS

Category	High	Opponent (Last)	Date
Innings	0.2	2x (at #3 LSU)	5/10/25
Longest Start	--	--	--
Shortest Start	--	--	--
Longest Relief	0.2	2x (at #3 LSU)	5/10/25
Hits	1	2x (at #3 LSU)	5/10/25
Runs	1	at #3 LSU	5/10/25
Earned Runs	1	at #3 LSU	5/10/25
Walks	1	2x (San Jose State)	4/9/24
Strikeouts	2	at #3 LSU	5/10/25



33 ZACH ROOT

SEASON HIGHS

Category	High	Opponent (Last)	Date
Innings	8.0	#1 Texas	5/1/25
Longest Start	8.0	#1 Texas	5/1/25
Shortest Start	3.0	at #13 Ole Miss	3/14/25
Longest Relief	--	--	--
Hits	10	at #13 Ole Miss	3/14/25
Runs	7	at #13 Ole Miss	3/14/25
Earned Runs	7	at #13 Ole Miss	3/14/25
Walks	3	3x (Texas A&M)	4/17/25
Strikeouts	11	#1 Texas	5/1/25

CAREER HIGHS

Category	High	Opponent (Last)	Date
Innings	8.0	#1 Texas	5/1/25
Longest Start	8.0	#1 Texas	5/1/25
Shortest Start	3.0	2x (at #13 Ole Miss)	3/14/25
Longest Relief	5.0	at Elon	3/28/23
Hits	10	at #13 Ole Miss	3/14/25
Runs	7	2x (at #13 Ole Miss)	3/14/25
Earned Runs	7	at #13 Ole Miss	3/14/25
Walks	5	Charlotte	4/13/24
Strikeouts	11	#1 Texas	5/1/25



36 PARKER COIL

SEASON HIGHS

Category	High	Opponent (Last)	Date
Innings	2.0	4x (South Carolina)	3/23/25
Longest Start	--	--	--
Shortest Start	--	--	--
Longest Relief	2.0	4x (South Carolina)	3/23/25
Hits	3	2x (at #13 Ole Miss)	3/15/25
Runs	2	vs. Michigan	2/23/25
Earned Runs	1	at #13 Ole Miss	3/15/25
Walks	1	2x (South Carolina)	3/23/25
Strikeouts	4	2x (at #13 Ole Miss)	3/15/25

CAREER HIGHS

Category	High	Opponent (Last)	Date
Innings	3.2	Army	3/7/23
Longest Start	3.2	Army	3/7/23
Shortest Start	2.0	vs. Lipscomb	5/2/23
Longest Relief	3.1	#14 Mississippi State	5/11/24
Hits	6	Army	3/7/23
Runs	4	2x (James Madison)	2/17/24
Earned Runs	4	2x (James Madison)	2/17/24
Walks	3	vs. #15 TCU	2/18/23
Strikeouts	4	3x (at #13 Ole Miss)	3/15/25




35 LANDON BEIDELSCHIES

SEASON HIGHS

Category	High	Opponent (Last)	Date
Innings	6.1	Charlotte	3/2/25
Longest Start	6.1	Charlotte	3/2/25
Shortest Start	2.0	at Florida	4/27/25
Longest Relief	2.2	vs. #22 TCU	2/22/25
Hits	8	Portland	3/9/25
Runs	4	3x (#1 Texas)	5/3/25
Earned Runs	4	3x (#1 Texas)	5/3/25
Walks	2	5x (#1 Texas)	5/3/25
Strikeouts	7	3x (Missouri [DH-2])	4/6/25

CAREER HIGHS

Category	High	Opponent (Last)	Date
Innings	7.0	3x (at Rutgers)	5/16/24
Longest Start	7.0	3x (at Rutgers)	5/16/24
Shortest Start	2.0	at Florida	4/27/25
Longest Relief	2.2	vs. #22 TCU	2/22/25
Hits	9	Michigan State	4/26/24
Runs	6	Michigan State	4/26/24
Earned Runs	6	Michigan State	4/26/24
Walks	4	2x (Michigan)	4/19/24
Strikeouts	12	at West Virginia	3/15/24




38 COLIN FISHER

SEASON HIGHS

Category	High	Opponent (Last)	Date
Innings	3.0	3x (Missouri State)	3/25/25
Longest Start	3.0	3x (Missouri State)	3/25/25
Shortest Start	2.0	2x (Little Rock)	4/23/25
Longest Relief	2.0	2x (UAPB)	4/15/25
Hits	3	2x (at #13 Ole Miss)	3/16/25
Runs	3	3x (at #3 LSU)	5/10/25
Earned Runs	3	3x (at #3 LSU)	5/10/25
Walks	3	2x (at #3 LSU)	5/10/25
Strikeouts	6	2x (Missouri State)	3/25/25

CAREER HIGHS

Category	High	Opponent (Last)	Date
Innings	5.0	James Madison	2/19/24
Longest Start	5.0	James Madison	2/19/24
Shortest Start	1.0	Grambling	2/27/24
Longest Relief	2.2	at #23 Auburn	3/24/23
Hits	6	Texas Tech	4/17/24
Runs	3	4x (at #3 LSU)	5/10/25
Earned Runs	3	4x (at #3 LSU)	5/10/25
Walks	3	3x (at #3 LSU)	5/10/25
Strikeouts	6	3x (Missouri State)	3/25/25




40 BEN BYBEE

SEASON HIGHS

Category	High	Opponent (Last)	Date
Innings	4.0	3x (at #14 Vanderbilt)	3/30/25
Longest Start	4.0	2x (Oral Roberts)	3/18/25
Shortest Start	3.0	Grambling	2/25/25
Longest Relief	4.0	at #14 Vanderbilt	3/30/25
Hits	5	2x (at #7 Georgia)	4/12/25
Runs	3	3x (#1 Texas)	5/3/25
Earned Runs	3	2x (#1 Texas)	5/3/25
Walks	2	3x (at #3 LSU)	5/10/25
Strikeouts	7	at #14 Vanderbilt	3/30/25

CAREER HIGHS

Category	High	Opponent (Last)	Date
Innings	5.0	2x (San Jose State)	4/9/24
Longest Start	5.0	2x (San Jose State)	4/9/24
Shortest Start	0.2	Alabama	4/2/23
Longest Relief	4.0	at #14 Vanderbilt	3/30/25
Hits	6	2x (Texas Tech)	4/16/24
Runs	6	Texas Tech	4/16/24
Earned Runs	6	Texas Tech	4/16/24
Walks	4	2x (#14 Mississippi State)	5/11/24
Strikeouts	7	at #14 Vanderbilt	3/30/25



44 CARSON WIGGINS

SEASON HIGHS

Category	High	Opponent (Last)	Date
Innings	2.0	2x (at #7 Georgia)	4/13/25
Longest Start	--	--	--
Shortest Start	--	--	--
Longest Relief	2.0	2x (at #7 Georgia)	4/13/25
Hits	1	7x (at Florida)	4/27/25
Runs	1	6x (at Florida)	4/27/25
Earned Runs	1	5x (at Florida)	4/27/25
Walks	3	at #13 Ole Miss	3/16/25
Strikeouts	4	at #7 Georgia	4/13/25

CAREER HIGHS

Category	High	Opponent (Last)	Date
Innings	2.0	2x (at #7 Georgia)	4/13/25
Longest Start	--	--	--
Shortest Start	--	--	--
Longest Relief	2.0	2x (at #7 Georgia)	4/13/25
Hits	1	7x (at Florida)	4/27/25
Runs	1	6x (at Florida)	4/27/25
Earned Runs	1	5x (at Florida)	4/27/25
Walks	3	at #13 Ole Miss	3/16/25
Strikeouts	4	at #7 Georgia	4/13/25




41 WILL McENTIRE

SEASON HIGHS

Category	High	Opponent (Last)	Date
Innings	3.1	at #13 Ole Miss	3/16/25
Longest Start	--	--	--
Shortest Start	--	--	--
Longest Relief	3.1	at #13 Ole Miss	3/16/25
Hits	3	Missouri State	3/25/25
Runs	3	Missouri State	3/25/25
Earned Runs	2	2x (Missouri State)	3/25/25
Walks	1	3x (#1 Texas)	5/1/25
Strikeouts	5	at #13 Ole Miss	3/16/25

CAREER HIGHS

Category	High	Opponent (Last)	Date
Innings	9.0	Louisiana Tech	3/11/23
Longest Start	9.0	Louisiana Tech	3/11/23
Shortest Start	1.1	2x (at #5 Texas A&M)	5/18/24
Longest Relief	6.0	#6 South Carolina	5/13/23
Hits	9	at #1 LSU	3/25/23
Runs	7	at #1 LSU	3/25/23
Earned Runs	7	at #1 LSU	3/25/23
Walks	4	2x (at #6 Oklahoma State)	6/5/22
Strikeouts	9	2x (#6 South Carolina)	5/13/23



46 CHRISTIAN FOUTCH

SEASON HIGHS

Category	High	Opponent (Last)	Date
Innings	2.0	Washington State [DH-1]	2/14/25
Longest Start	--	--	--
Shortest Start	--	--	--
Longest Relief	2.0	Washington State [DH-1]	2/14/25
Hits	2	2x (Charlotte)	3/2/25
Runs	2	3x (Texas A&M [DH-2])	4/18/25
Earned Runs	2	3x (Texas A&M [DH-2])	4/18/25
Walks	2	2x (#1 Texas)	5/3/25
Strikeouts	5	at #7 Georgia	4/12/25

CAREER HIGHS

Category	High	Opponent (Last)	Date
Innings	2.0	5x (Washington State [DH-1])	2/14/25
Longest Start	--	--	--
Shortest Start	--	--	--
Longest Relief	2.0	5x (Washington State [DH-1])	2/14/25
Hits	6	Little Rock	4/12/23
Runs	4	Little Rock	4/12/23
Earned Runs	4	Little Rock	4/12/23
Walks	2	7x (#1 Texas)	5/3/25
Strikeouts	5	at #7 Georgia	4/12/25

A ||| OVERALL STATISTICS

Record: 40-11 Home: 30-3 Away: 7-7 Neutral: 3-1 SEC: 17-9

Player	avg	gp-gs	ab	r	h	2b	3b	hr	rbi	tb	slg%	bb	hp	so	gdp	ob%	sf	sh	sb-att	po	a	e	fld%
9 Wehiwa Aloy	.370	51-51	211	68	78	16	1	17	53	147	.697	25	9	47	4	.455	1	0	6-8	58	113	4	.977
25 Kuhio Aloy	.356	47-46	191	46	68	14	0	13	66	121	.634	22	4	58	4	.431	1	0	0-0	0	0	1	.000
24 Charles Davalan	.352	51-50	213	62	75	9	1	13	51	125	.587	27	5	19	0	.433	2	2	7-9	85	4	0	1.000
8 Cam Kozeal	.339	46-41	177	40	60	14	0	12	53	110	.621	13	2	40	2	.387	2	2	2-3	216	32	4	.984
22 Logan Maxwell	.331	37-36	127	36	42	3	0	9	25	72	.567	21	8	27	3	.447	3	2	0-1	35	0	0	1.000
27 Ryder Helfrick	.307	47-42	137	36	42	8	2	8	22	78	.569	26	6	38	1	.433	2	4	1-3	427	16	3	.993
4 Justin Thomas Jr.	.304	48-40	115	40	35	4	1	8	30	65	.565	29	8	38	2	.465	3	2	4-7	87	2	2	.978
10 Brent Iredale	.292	51-50	161	51	47	10	0	12	53	93	.578	36	18	54	2	.455	7	0	3-3	23	93	5	.959
3 Nolan Souza	.250	32-28	96	24	24	5	0	4	22	41	.427	19	0	30	0	.374	0	0	9-9	36	48	2	.977

28 Carson Boles	.321	28-14	56	17	18	5	0	2	16	29	.518	18	1	16	0	.481	2	0	0-0	24	0	1	.960
18 Reese Robinett	.286	18-5	28	6	8	3	0	2	8	17	.607	6	0	9	0	.412	0	0	0-0	55	3	0	1.000
17 Zane Becker	.258	19-9	31	5	8	3	0	1	6	14	.452	5	4	9	0	.425	0	1	1-1	105	3	0	1.000
6 Gabe Fraser	.255	26-13	51	14	13	1	1	1	12	19	.373	6	2	11	0	.344	2	0	2-2	14	24	2	.950
1 Rocco Peppi	.227	18-15	44	7	10	2	0	0	9	12	.273	5	5	9	1	.364	1	0	0-0	73	10	1	.988
5 Kendall Diggs	.167	30-17	60	9	10	2	1	2	7	20	.333	7	2	19	2	.275	0	1	1-2	29	0	1	.967
42 Michael Anderson	.000	4-2	8	0	0	0	0	0	0	0	.000	1	0	3	0	.111	0	0	0-0	9	0	0	1.000
Totals	.315	51	1706	461	538	99	7	104	433	963	.564	266	74	427	21	.424	26	14	36-48	1296	390	29	.983
Opponents	.227	51	1603	203	364	81	3	48	188	595	.371	149	44	528	24	.308	11	15	40-48	1226	397	53	.968

LOB - Team (403), Opp (323). DPs turned - Team (35), Opp (22). CI - Team (0), Opp (4). IBB - Team (9), Maxwell 3, K. Aloy 2, Davalan 1, Kozeal 1, Diggs 1, W. Aloy 1, Opp (2). Picked off - W. Aloy 2, Thomas Jr. 1, K. Aloy 1, Fraser 1, Boles 1.

(All games Sorted by Earned run avg)

Player	era	w-l	app	gs	cg	sho	sv	ip	h	r	er	bb	so	2b	3b	hr	b/avg	wp	hp	bk	sfa	sha
33 Zach Root	3.88	6-3	13	13	1	0/3	0	72.0	59	33	31	24	98	20	0	4	.219	5	7	2	1	2
35 Landon Beidelschie	4.65	4-0	12	11	0	0/0	0	50.1	49	27	26	16	50	14	0	11	.263	4	5	0	0	4
20 Gabe Gaeckle	5.05	4-2	13	9	0	0/1	0	51.2	47	31	29	25	62	7	2	3	.240	8	5	0	1	2

36 Parker Coil	0.60	2-0	10	0	0	0/0	0	15.0	14	3	1	2	15	2	0	1	.237	0	1	0	1	0
13 Steele Eaves	2.08	1-0	7	0	0	0/2	0	8.2	9	2	2	2	9	0	0	0	.257	1	2	0	0	0
16 Aiden Jimenez	2.32	4-1	16	0	0	0/2	1	31.0	24	8	8	6	32	4	0	1	.216	1	2	0	1	0
31 Dylan Carter	2.37	5-0	20	0	0	0/3	0	30.1	21	8	8	10	33	5	0	3	.200	7	4	0	1	1
41 Will McEntire	3.05	1-0	15	0	0	0/2	1	20.2	14	8	7	3	24	4	0	4	.187	1	1	0	0	1
44 Carson Wiggins	3.21	1-1	14	0	0	0/1	3	14.0	7	6	5	9	20	2	0	0	.152	6	1	0	2	1
40 Ben Bybee	4.37	3-0	16	3	0	0/1	0	35.0	37	19	17	11	39	5	0	6	.268	0	1	1	1	0
26 Tate McGuire	4.55	3-2	14	4	0	0/2	1	27.2	23	14	14	9	24	5	0	4	.225	2	3	0	1	0
46 Christian Foutch	4.60	1-0	15	0	0	0/1	3	15.2	9	9	8	9	21	1	0	2	.167	2	6	0	0	1
38 Colin Fisher	4.81	3-0	15	5	0	0/3	0	24.1	19	13	13	12	30	6	0	2	.218	4	2	0	1	2
29 Cole Gibler	4.82	1-1	14	0	0	0/1	1	18.2	17	10	10	7	39	3	0	3	.233	2	3	0	0	0
14 Gage Wood	5.51	1-1	6	6	0	0/1	0	16.1	14	11	10	4	30	3	1	4	.222	2	1	0	1	0
32 Hunter Dietz	13.50	0-0	1	0	0	0/0	0	0.2	1	1	1	0	2	0	0	0	.333	1	0	0	0	1
Totals	3.96	40-11	51	51	1	7/7	10	432.0	364	203	190	149	528	81	3	48	.227	46	44	3	11	15
Opponents	9.14	11-40	51	51	0	0/0	4	408.2	538	461	415	266	427	99	7	104	.315	45	74	5	26	14

PB - Team (6), Helfrick 5, Becker 1, Opp (6). Pickoffs - Team (6), Carter 2, Root 1, McGuire 1, Gaekle 1, Helfrick 1, Opp (6). SBA/ATT - Helfrick (30-37), Becker (10-10), Beidelschies (6-10), Gaekle (6-8), Fisher (5-6), McGuire (5-5), Bybee (4-4), Foutch (4-4), McEntire (1-2), Wiggins (2-2), Coil (2-2), Carter (1-1), Gibler (1-1), Jimenez (1-1), Eaves (1-1), Root (1-1).

Record: 17-9 Home: 10-2 Away: 7-7 SEC: 17-9

Player	avg	gp-gs	ab	r	h	2b	3b	hr	rbi	tb	slg%	bb	hp	so	gdp	ob%	sf	sh	sb-att	po	a	e	fld%
9 Wehiwa Aloy	.342	26-26	111	35	38	6	0	9	26	71	.640	15	2	30	2	.426	1	0	1-2	34	52	2	.977
8 Cam Kozeal	.340	26-24	106	27	36	8	0	9	39	71	.670	9	1	28	1	.393	1	1	1-1	114	18	3	.978
24 Charles Davalan	.333	26-26	117	28	39	6	0	9	30	72	.615	13	2	16	0	.406	1	1	4-4	43	3	0	1.000
27 Ryder Helfrick	.326	26-26	89	24	29	6	1	5	13	52	.584	15	4	20	1	.440	1	3	1-1	273	9	1	.996
22 Logan Maxwell	.324	20-19	68	19	22	3	0	6	14	43	.632	8	6	16	2	.429	2	1	0-0	24	0	0	1.000
4 Justin Thomas Jr.	.315	26-24	73	23	23	2	0	6	24	43	.589	13	5	26	1	.436	3	1	0-0	56	1	2	.966
25 Kuhio Aloy	.304	26-26	112	18	34	8	0	4	26	54	.482	9	2	39	2	.363	1	0	0-0	0	0	0	.000
3 Nolan Souza	.262	13-12	42	9	11	3	0	1	9	17	.405	10	0	13	0	.404	0	0	2-2	20	21	1	.976
10 Brent Iredale	.237	26-26	93	22	22	4	0	4	19	38	.409	14	9	37	2	.378	3	0	1-1	11	44	4	.932

28 Carson Boles	.308	13-6	26	10	8	1	0	2	8	15	.577	9	1	10	0	.474	2	0	0-0	13	0	0	1.000
6 Gabe Fraser	.280	13-6	25	9	7	1	1	0	4	10	.400	5	2	4	0	.438	0	0	0-0	6	13	0	1.000
1 Rocco Peppi	.278	8-6	18	1	5	0	0	0	1	5	.278	1	1	5	0	.350	0	0	0-0	22	3	0	1.000
18 Reese Robinett	.250	7-4	16	4	4	0	0	2	7	10	.625	4	0	5	0	.400	0	0	0-0	29	1	0	1.000
5 Kendall Diggs	.083	12-3	12	1	1	0	0	0	0	1	.083	0	1	6	0	.154	0	1	0-0	7	0	0	1.000
17 Zane Becker	.000	5-0	2	1	0	0	0	0	0	0	.000	1	0	1	0	.333	0	0	0-0	9	0	0	1.000
42 Michael Anderson	.000	1-0	1	0	0	0	0	0	0	0	.000	0	0	1	0	.000	0	0	0-0	0	0	0	.000
Totals	.306	26	911	231	279	48	2	57	220	502	.551	126	36	257	11	.405	15	8	10-11	672	182	15	.983
Opponents	.236	26	839	127	198	50	0	34	117	350	.417	91	21	276	11	.324	7	10	20-24	658	199	25	.972

LOB - Team (210), Opp (169). DPs turned - Team (16), Opp (11). CI - Team (0), Opp (3). IBB - Team (5), W. Aloy 1, Maxwell 1, Kozeal 1, K. Aloy 1, Davalan 1, Opp (2). Picked off - K. Aloy 1, Thomas Jr. 1.

(SEC games only Sorted by Earned run avg)

Player	era	w-l	app	gs	cg	sho	sv	ip	h	r	er	bb	so	2b	3b	hr	b/avg	wp	hp	bk	sfa	sha
16 Aiden Jimenez	2.16	3-1	11	0	0	0/2	1	25.0	16	6	6	4	26	2	0	1	.182	1	2	0	1	0
20 Gabe Gaekle	4.41	3-2	9	5	0	0/1	0	32.2	29	18	16	16	43	3	0	2	.236	4	3	0	1	1
33 Zach Root	4.62	4-3	9	9	1	0/2	0	50.2	47	28	26	18	62	16	0	4	.244	4	4	2	1	2
35 Landon Beidelschie	6.03	1-0	8	8	0	0/0	0	31.1	32	22	21	13	30	11	0	9	.276	3	5	0	0	3

13 Steele Eaves	0.00	0-0	2	0	0	0/0	0	2.0	2	0	0	1	3	0	0	0	.250	0	0	0	0	0
41 Will McEntire	1.80	0-0	6	0	0	0/1	1	10.0	6	2	2	1	11	3	0	1	.162	0	0	0	0	0
36 Parker Coil	2.25	2-0	2	0	0	0/0	0	4.0	5	1	1	1	5	1	0	1	.294	0	1	0	0	0
31 Dylan Carter	2.81	1-0	10	0	0	0/1	0	16.0	6	5	5	6	18	2	0	2	.118	1	2	0	1	1
44 Carson Wiggins	4.50	1-1	7	0	0	0/0	0	8.0	5	5	4	8	11	1	0	0	.192	3	1	0	2	1
40 Ben Bybee	4.67	1-0	8	0	0	0/0	0	17.1	20	10	9	7	23	4	0	4	.282	0	0	0	0	0
46 Christian Foutch	6.48	0-0	8	0	0	0/0	0	8.1	4	6	6	5	15	1	0	2	.138	1	2	0	0	0
14 Gage Wood	7.71	1-1	4	4	0	0/1	0	9.1	10	8	8	3	17	2	0	4	.263	1	0	0	0	0
29 Cole Gibler	8.31	0-1	5	0	0	0/0	0	4.1	5	4	4	1	7	2	0	2	.278	0	1	0	0	0
26 Tate McGuire	13.50	0-0	3	0	0	0/0	0	2.2	5	4	4	2	2	1	0	1	.385	0	0	0	0	0
32 Hunter Dietz	13.50	0-0	1	0	0	0/0	0	0.2	1	1	1	0	2	0	0	0	.333	1	0	0	0	1
38 Colin Fisher	37.80	0-0	3	0	0	0/0	0	1.2	5	7	7	5	1	1	0	1	.625	1	0	0	1	1
Totals	4.82	17-9	26	26	1	3/3	2	224.0	198	127	120	91	276	50	0	34	.236	20	21	2	7	10
Opponents	8.33	9-17	26	26	0	0/0	3	219.1	279	231	203	126	257	48	2	57	.306	18	36	1	15	8

PB - Team (4), Helfrick 4, Opp (3). Pickoffs - Team (3), Root 1, Gaekle 1, Helfrick 1, Opp (2). SBA/ATT - Helfrick (19-23), Beidelschies (5-7), Gaekle (3-5), Fisher (3-3), Wiggins (2-2), Foutch (2-2), Eaves (1-1), Jimenez (1-1), McEntire (1-1), Becker (1-1), Gibler (1-1), Carter (1-1).

Score by innings	1	2	3	4	5	6	7	8	9	EX	Total
Arkansas	42	52	65	92	69	47	38	28	22	6	461
Opponents	32	27	24	23	30	21	22	4	14	6	203

Record when ...

Overall	40-11	After 6 leading	35-2
Conference	17-9 trailing	2-8
Non-Conference	23-2 tied	3-1
Home games	30-3	After 7 leading	22-1
Away games	7-7 trailing	1-8
Neutral site	3-1 tied	4-1
Day games	26-5	After 8 leading	23-1
Night games	14-6 trailing	1-8
vs Left starter	13-5 tied	2-1
vs Right starter	27-6		
1-Run games	4-5	Hit 0 home runs	5-3
2-Run games	3-1	... 1 home run	8-2
5+Run games	25-2	... 2+ home runs	27-6
Extra innings	2-3		
Shutouts	7-0	Opponent 0 home runs	24-1
	 1 home run	10-4
	 2+ HRs	6-6
Scoring 0-2 runs	1-2		
..... 3-5 runs	6-5		
..... 6-9 runs	11-3	Made 0 errors	27-3
..... 10+ runs	22-1 1 error	7-6
	 2+ errors	6-2
Opponent 0-2 runs	18-0		
..... 3-5 runs	18-2	Opp. made 0 errors	14-8
..... 6-9 runs	3-6 1 error	12-2
..... 10+ runs	1-3 2+ errors	14-1
Scored in 1st inning	15-3	Out-hit opponent	33-2
Opp. scored in 1st	10-6	Out-hit by opponent	5-7
Scores first	26-2	Hits are tied	2-2
Opp. scores first	14-9		

Record when team scores:

Runs	0	1	2	3	4	5	6	7	8	9	10+
W-L	0-0	0-0	1-2	1-1	3-3	2-1	2-3	4-0	2-0	3-0	22-1

Record when opponent scores:

Runs	0	1	2	3	4	5	6	7	8	9	10+
W-L	7-0	4-0	7-0	12-1	4-0	2-1	1-1	0-3	1-0	1-2	1-3

Record when leading after:

Inn.	1	2	3	4	5	6	7	8
W-L	12-3	22-2	28-2	29-2	34-1	35-2	22-1	23-1

Record when trailing after:

Inn.	1	2	3	4	5	6	7	8
W-L	7-5	7-7	7-7	5-6	3-8	2-8	1-8	1-8

Record when tied after:

Inn.	1	2	3	4	5	6	7	8
W-L	21-3	11-2	5-2	6-3	3-2	3-1	4-1	2-1

Current losing streak: 2
Longest winning streak: 12
Longest losing streak: 2

Home attendance : 305394 (31 dates avg = 9851)
Away attendance : 146143 (18 dates avg = 8119)
Total attendance: 451537 (49 dates avg = 9215)

Multiple Hit Games	2	3	4	5+	Total
9 Wehiwa Aloy	17	7	2	-	26
24 Charles Davalan	16	5	2	-	23
25 Kuhio Aloy	12	5	2	-	19
8 Cam Kozeal	13	4	1	-	18
10 Brent Iredale	11	2	-	-	13
22 Logan Maxwell	9	3	-	-	12
27 Ryder Helfrick	8	2	-	-	10
4 Justin Thomas Jr.	6	1	-	-	7
3 Nolan Souza	4	1	-	-	5
1 Rocco Peppi	3	-	-	-	3
6 Gabe Fraser	3	-	-	-	3
28 Carson Boles	2	-	-	-	2
18 Reese Robinett	1	1	-	-	2
17 Zane Becker	1	-	-	-	1
TEAM	106	31	7	0	144

Multiple RBI Games	2	3	4	5+	Total
25 Kuhio Aloy	8	7	2	1	18
9 Wehiwa Aloy	9	2	3	1	15
8 Cam Kozeal	6	4	-	3	13
24 Charles Davalan	5	4	2	1	12
10 Brent Iredale	3	4	2	2	11
4 Justin Thomas Jr.	6	1	1	-	8
22 Logan Maxwell	6	-	-	-	6
27 Ryder Helfrick	4	2	-	-	6
3 Nolan Souza	3	3	-	-	6
28 Carson Boles	3	2	-	-	5
17 Zane Becker	1	1	-	-	2
6 Gabe Fraser	1	-	1	-	2
1 Rocco Peppi	1	-	1	-	2
5 Kendall Diggs	2	-	-	-	2
18 Reese Robinett	-	-	-	1	1
TEAM	58	30	12	9	109

Hitting Streaks	Longest	Current
24 Charles Davalan	17	4
25 Kuhio Aloy	12	8
9 Wehiwa Aloy	10	-
22 Logan Maxwell	9	1
27 Ryder Helfrick	8	2
8 Cam Kozeal	8	2
4 Justin Thomas Jr.	7	5
28 Carson Boles	6	1
10 Brent Iredale	5	-
3 Nolan Souza	5	2
5 Kendall Diggs	5	-
1 Rocco Peppi	4	-
6 Gabe Fraser	4	-
18 Reese Robinett	2	-
17 Zane Becker	2	-

Reached Base Streaks	Longest	Current
24 Charles Davalan	35	4
22 Logan Maxwell	27	1
10 Brent Iredale	25	-
9 Wehiwa Aloy	16	-
28 Carson Boles	16	16
27 Ryder Helfrick	15	8
8 Cam Kozeal	14	2
25 Kuhio Aloy	12	8
4 Justin Thomas Jr.	12	9
5 Kendall Diggs	11	1
3 Nolan Souza	7	7
1 Rocco Peppi	6	-
18 Reese Robinett	6	6
6 Gabe Fraser	5	5
17 Zane Becker	4	-
42 Michael Anderson	1	-

Starting Lineup By Position (Team W-L record when starter)

PITCHER:		
33 Zach Root	13	(9-4)
35 Landon Beidelschi	11	(8-3)
20 Gabe Gaeckle	9	(7-2)
14 Gage Wood	6	(5-1)
38 Colin Fisher	5	(4-1)
26 Tate McGuire	4	(4-0)
40 Ben Bybee	3	(3-0)
CATCHER:		
27 Ryder Helfrick	42	(32-10)
17 Zane Becker	9	(8-1)
FIRST BASE:		
8 Cam Kozeal	30	(24-6)
1 Rocco Peppi	14	(11-3)
18 Reese Robinett	5	(3-2)
42 Michael Anderson	2	(2-0)
SECOND BASE:		
3 Nolan Souza	28	(25-3)
6 Gabe Fraser	12	(7-5)
8 Cam Kozeal	11	(8-3)
THIRD BASE:		
10 Brent Iredale	50	(40-10)
6 Gabe Fraser	1	(0-1)
SHORTSTOP:		
9 Wehiwa Aloy	51	(40-11)
LEFT FIELD:		
24 Charles Davalan	35	(26-9)
22 Logan Maxwell	6	(5-1)
28 Carson Boles	5	(5-0)
4 Justin Thomas Jr.	4	(4-0)
5 Kendall Diggs	1	(0-1)
CENTER FIELD:		
4 Justin Thomas Jr.	36	(27-9)
24 Charles Davalan	15	(13-2)
RIGHT FIELD:		
22 Logan Maxwell	24	(16-8)
5 Kendall Diggs	16	(13-3)
28 Carson Boles	9	(9-0)
1 Rocco Peppi	1	(1-0)
25 Kuhio Aloy	1	(1-0)
DESIGNATED HITTER:		
25 Kuhio Aloy	45	(34-11)
22 Logan Maxwell	6	(6-0)

Starting Lineup By Lineup Spot (Team W-L record when starter)

LEADOFF:		
24 Charles Davalan	50	(39-11)
4 Justin Thomas Jr.	1	(1-0)
2ND SPOT:		
9 Wehiwa Aloy	51	(40-11)
3RD SPOT:		
22 Logan Maxwell	32	(23-9)
25 Kuhio Aloy	10	(10-0)
8 Cam Kozeal	4	(3-1)
1 Rocco Peppi	2	(2-0)
10 Brent Iredale	2	(1-1)
28 Carson Boles	1	(1-0)
CLEANUP:		
25 Kuhio Aloy	24	(15-9)
10 Brent Iredale	19	(17-2)
22 Logan Maxwell	3	(3-0)
8 Cam Kozeal	3	(3-0)
28 Carson Boles	2	(2-0)
5TH SPOT:		
10 Brent Iredale	19	(18-1)
8 Cam Kozeal	14	(6-8)
25 Kuhio Aloy	7	(6-1)
5 Kendall Diggs	3	(3-0)
1 Rocco Peppi	3	(2-1)
28 Carson Boles	3	(3-0)
22 Logan Maxwell	1	(1-0)
3 Nolan Souza	1	(1-0)
6TH SPOT:		
8 Cam Kozeal	14	(14-0)
10 Brent Iredale	9	(4-5)
1 Rocco Peppi	8	(7-1)
5 Kendall Diggs	6	(4-2)
25 Kuhio Aloy	5	(4-1)
27 Ryder Helfrick	3	(2-1)
28 Carson Boles	3	(3-0)
17 Zane Becker	1	(1-0)
3 Nolan Souza	1	(1-0)
6 Gabe Fraser	1	(0-1)
7TH SPOT:		
27 Ryder Helfrick	22	(17-5)
3 Nolan Souza	6	(5-1)
28 Carson Boles	5	(5-0)
5 Kendall Diggs	4	(4-0)
6 Gabe Fraser	4	(2-2)
18 Reese Robinett	3	(2-1)
8 Cam Kozeal	3	(3-0)
42 Michael Anderson	2	(2-0)
10 Brent Iredale	1	(0-1)
1 Rocco Peppi	1	(0-1)
8TH SPOT:		
3 Nolan Souza	17	(15-2)
27 Ryder Helfrick	15	(11-4)
6 Gabe Fraser	5	(3-2)
17 Zane Becker	5	(4-1)
8 Cam Kozeal	3	(3-0)
5 Kendall Diggs	3	(2-1)
18 Reese Robinett	2	(1-1)
1 Rocco Peppi	1	(1-0)
9TH SPOT:		
4 Justin Thomas Jr.	39	(30-9)
6 Gabe Fraser	3	(2-1)
17 Zane Becker	3	(3-0)
3 Nolan Souza	3	(3-0)
27 Ryder Helfrick	2	(2-0)

STARTERS SUMMARY

Player	GS	Position											Batting Order								
		p	c	1b	2b	3b	ss	lf	cf	rf	of	dh	1st	2nd	3rd	4th	5th	6th	7th	8th	9th
9 Wehiwa Aloy	51	51	51
24 Charles Davala	50	35	15	.	.	.	50
10 Brent Iredale	50	50	2	19	19	9	1	.	.
25 Kuhio Aloy	46	1	.	45	.	.	10	24	7	5	.	.	.
27 Ryder Helfrick	42	.	42	3	22	15	2
8 Cam Kozeal	41	.	.	30	11	4	3	14	14	3	3	.
4 Justin Thomas J	40	4	36	.	.	.	1	39
22 Logan Maxwell	36	6	.	24	.	6	.	.	32	3	1
3 Nolan Souza	28	.	.	.	28	1	1	6	17	3
5 Kendall Diggs	17	1	.	16	3	6	4	3	1
1 Rocco Peppi	15	.	.	14	1	2	.	3	8	1	1	.
28 Carson Boles	14	5	.	9	1	2	3	3	5	.	.
33 Zach Root	13	13
6 Gabe Fraser	13	.	.	.	12	1	1	4	5	3
35 Landon Beidels	11	11
20 Gabe Gaeckle	9	9
17 Zane Becker	9	.	9	1	.	5	3
14 Gage Wood	6	6
38 Colin Fisher	5	5
18 Reese Robinett	5	.	.	5	3	2	.
26 Tate McGuire	4	4
40 Ben Bybee	3	3
42 Michael Anders	2	.	.	2	2	.	.



III INDIVIDUAL GAME-BY-GAME

#42 Michael Anderson - 4 games (All games)

Date	Opponent	Pos	AB	R	H	RBI	2B	3B	HR	BB	SB	CS	HBP	SAC	SF	GDP	K	PO	A	E	Avg
Feb 14	WASHINGTON ST	*1b	4	0	0	0	0	0	0	0	0	0	0	0	0	0	1	3	0	0	.000
Apr 01	vs Grambling	*1b	2	0	0	0	0	0	0	1	0	0	0	0	0	0	0	6	0	0	.000
Apr 05	MISSOURI	ph/1	1	0	0	0	0	0	0	0	0	0	0	0	0	0	1	0	0	0	.000
Apr 22	LITTLE ROCK	ph	1	0	0	0	0	0	0	0	0	0	0	0	0	0	1	0	0	0	.000
Totals		2gs	8	0	0	0	0	0	0	1	0	0	0	0	0	0	3	9	0	0	.000

On base pct. .111 • Slugging pct. .000

#17 Zane Becker - 19 games (All games)

Date	Opponent	Pos	AB	R	H	RBI	2B	3B	HR	BB	SB	CS	HBP	SAC	SF	GDP	K	PO	A	E	Avg
Feb 14	WASHINGTON ST	pr/c	0	1	0	0	0	0	0	0	0	0	0	0	0	0	0	1	0	0	.000
Feb 15	WASHINGTON ST	*c	3	0	2	1	2	0	0	0	0	0	0	0	0	0	0	8	0	0	.667
Feb 17	WASHINGTON ST	c	0	0	0	0	0	0	0	0	0	0	0	0	0	0	0	1	0	0	.667
Feb 23	vs Michigan	ph/c	2	0	1	0	0	0	0	1	0	0	0	0	0	0	0	6	0	0	.600
Feb 25	GRAMBLING	c	1	0	0	0	0	0	0	0	0	0	0	0	0	0	0	3	0	0	.500
Mar 05	ULM	*c	3	1	1	0	0	0	0	0	0	0	1	0	0	0	1	6	0	0	.444
Mar 08	PORTLAND	c	0	0	0	0	0	0	0	0	0	0	0	0	0	0	0	1	0	0	.444
Mar 11	UCA	*c	4	0	1	0	0	0	0	0	0	0	0	0	0	0	2	14	0	0	.385
Mar 15	at Ole Miss	ph/c	1	0	0	0	0	0	0	0	0	0	0	0	0	0	0	2	0	0	.357
Mar 18	ORAL ROBERTS	*c	2	0	1	0	0	0	0	1	1	0	1	0	0	0	0	7	0	0	.375
Mar 22	SOUTH CAROLIN	c	0	0	0	0	0	0	0	0	0	0	0	0	0	0	0	0	0	0	.375
Mar 25	MISSOURI STATE	*c	4	1	1	3	1	0	0	0	0	0	1	0	0	0	2	17	2	0	.350
Apr 01	vs Grambling	*c	2	0	0	0	0	0	0	0	0	0	1	1	0	0	0	8	0	0	.318
Apr 05	MISSOURI	ph/c	0	1	0	0	0	0	0	1	0	0	0	0	0	0	0	2	0	0	.318
Apr 06	MISSOURI-1	ph/c	1	0	0	0	0	0	0	0	0	0	0	0	0	0	1	3	0	0	.304
Apr 08	ARKANSAS STAT	*c	2	0	0	0	0	0	0	1	0	0	0	0	0	0	1	4	0	0	.280
Apr 11	at Georgia	c	0	0	0	0	0	0	0	0	0	0	0	0	0	0	0	2	0	0	.280
Apr 15	UAPB	*c	3	1	1	2	0	0	1	1	0	0	0	0	0	0	0	10	1	0	.286
Apr 23	LITTLE ROCK	*c	3	0	0	0	0	0	0	0	0	0	0	0	0	0	2	10	0	0	.258
Totals		9gs	31	5	8	6	3	0	1	5	1	0	4	1	0	0	9	105	3	0	.258

On base pct. .425 • Slugging pct. .452

#35 Landon Beidelschies - 6 games (All games)

Date	Opponent	Pos	AB	R	H	RBI	2B	3B	HR	BB	SB	CS	HBP	SAC	SF	GDP	K	PO	A	E	Avg
Feb 17	WASHINGTON ST	*p	0	0	0	0	0	0	0	0	0	0	0	0	0	0	0	0	1	0	.000
Feb 22	vs TCU	p	0	0	0	0	0	0	0	0	0	0	0	0	0	0	0	0	1	0	.000
Mar 02	CHARLOTTE	*p	0	0	0	0	0	0	0	0	0	0	0	0	0	0	0	1	1	0	.000
Mar 09	PORTLAND	*p	0	0	0	0	0	0	0	0	0	0	0	0	0	0	0	0	1	0	.000
Apr 13	at Georgia	*p	0	0	0	0	0	0	0	0	0	0	0	0	0	0	0	0	1	0	.000
Apr 18	TEXAS A&M-2	*p	0	0	0	0	0	0	0	0	0	0	0	0	0	0	0	1	0	0	.000
Totals		5gs	0	0	0	0	0	0	0	0	0	0	0	0	0	0	0	2	5	0	.000

On base pct. .000 • Slugging pct. .000

#35 Landon Beidelschies - 12 appearances (All games)

Date	Opponent	GS	IP	H	R	ER	BB	SO	2B	3B	HR	WP	BK	HBP	IBB	Score	W-L	Sv	ERA	NP
Feb 17	WASHINGTON ST	*	5.0	4	1	1	1	7	1	0	0	0	0	0	0	12-2	1-0	0	1.80	71
Feb 22	vs TCU	*	2.2	1	0	0	1	0	0	0	0	0	0	0	0	2-1	2-0	0	1.17	33
Mar 02	CHARLOTTE	*	6.1	4	1	1	1	7	0	0	1	0	0	0	0	4-3	2-0	0	1.29	92
Mar 09	PORTLAND	*	5.0	8	3	3	0	6	2	0	1	1	0	0	0	5-3	3-0	0	2.37	73
Mar 16	at Ole Miss	*	2.1	4	4	4	2	2	1	0	2	0	0	1	0	12-9	3-0	0	3.80	59
Mar 23	SOUTH CAROLIN	*	5.0	5	2	2	2	3	0	0	2	0	0	0	0	11-4	3-0	0	3.76	63
Mar 30	at Vanderbilt	*	5.0	6	3	3	2	4	1	0	1	0	0	2	0	7-3	3-0	0	4.02	86
Apr 06	MISSOURI-2	*	4.0	4	2	1	1	7	2	0	0	0	0	1	0	16-2	4-0	0	3.82	73
Apr 13	at Georgia	*	5.0	4	4	4	1	6	2	0	2	0	0	1	0	6-7	4-0	0	4.24	83
Apr 18	TEXAS A&M-2	*	4.0	3	1	1	2	4	1	0	1	1	0	0	0	2-9	4-0	0	4.06	73
Apr 27	at Florida	*	2.0	2	2	2	1	0	2	0	0	2	0	0	0	5-9	4-0	0	4.27	32
May 03	TEXAS	*	4.0	4	4	4	2	4	2	0	1	0	0	0	0	13-8	4-0	0	4.65	75
Totals		11	50.1	49	27	26	16	50	14	0	11	4	0	5	0	95-60	4-0	0	4.65	-



#28 Carson Boles - 28 games (All games)

Date	Opponent	Pos	AB	R	H	RBI	2B	3B	HR	BB	SB	CS	HBP	SAC	SF	GDP	K	PO	A	E	Avg
Feb 14	WASHINGTON ST	of	1	1	1	0	0	0	0	0	0	0	0	0	0	0	0	0	0	0	1.000
Feb 15	WASHINGTON ST	pr	0	0	0	0	0	0	0	0	0	0	0	0	0	0	0	0	0	0	1.000
Feb 17	WASHINGTON ST	*of	4	2	2	2	1	0	0	0	0	0	0	0	0	0	1	0	0	0	.600
Feb 22	vs TCU	of	0	0	0	0	0	0	0	1	0	0	0	0	0	0	0	1	0	0	.600
Mar 02	CHARLOTTE	*of	2	0	1	0	1	0	0	1	0	0	0	0	0	0	0	1	0	0	.571
Mar 05	ULM	of	0	1	0	0	0	0	0	2	0	0	0	0	0	0	0	2	0	0	.571
Mar 09	PORTLAND	*of	2	0	0	0	0	0	0	1	0	0	0	0	0	0	2	1	0	0	.444
Mar 16	at Ole Miss	ph	1	1	1	0	0	0	0	0	0	0	0	0	0	0	0	0	0	0	.500
Mar 18	ORAL ROBERTS	*of/of	2	0	0	0	0	0	0	2	0	0	0	0	0	0	0	0	0	0	.417
Mar 19	ORAL ROBERTS	of	1	0	0	0	0	0	0	0	0	0	0	0	0	0	1	0	0	0	.385
Mar 25	MISSOURI STATE	ph/of	3	2	1	2	1	0	0	1	0	0	0	0	0	0	0	0	0	0	.375
Apr 01	vs Grambling	*of	3	0	1	3	0	0	0	1	0	0	0	0	0	0	0	2	0	0	.368
Apr 05	MISSOURI	pr/of	1	1	1	1	0	0	0	0	0	0	0	0	0	0	0	0	0	0	.400
Apr 06	MISSOURI-2	*of	2	2	1	3	0	0	1	2	0	0	0	0	0	0	1	2	0	0	.409
Apr 08	ARKANSAS STAT	*of	4	1	2	0	1	0	0	0	0	0	0	0	0	0	0	2	0	1	.423
Apr 11	at Georgia	of	0	0	0	0	0	0	0	0	0	0	0	0	0	0	0	0	0	0	.423
Apr 12	at Georgia	ph/of	3	0	1	0	0	0	0	0	0	0	0	0	0	0	2	1	0	0	.414
Apr 13	at Georgia	ph/of	2	1	0	0	0	0	0	1	0	0	0	0	0	0	1	1	0	0	.387
Apr 15	UAPB	*of	4	0	1	1	0	0	0	0	0	0	0	0	0	0	1	2	0	0	.371
Apr 18	TEXAS A&M-1	*of	3	1	1	1	0	0	0	1	0	0	0	0	1	0	2	1	0	0	.368
Apr 18	TEXAS A&M-2	ph	0	0	0	0	0	0	0	1	0	0	0	0	0	0	0	0	0	0	.368
Apr 22	LITTLE ROCK	of	0	0	0	0	0	0	0	0	0	0	0	0	0	0	0	0	0	0	.368
Apr 23	LITTLE ROCK	*of	4	0	1	0	0	0	0	0	0	0	0	0	0	0	1	0	0	0	.357
Apr 26	at Florida	*of	3	0	0	1	0	0	0	1	0	0	0	0	1	0	1	1	0	0	.333
Apr 27	at Florida	ph/of	1	0	1	0	0	0	0	0	0	0	0	0	0	0	0	0	0	0	.348
May 01	TEXAS	*of	3	2	1	2	0	0	1	0	0	0	1	0	0	0	1	1	0	0	.347
May 02	TEXAS	*of	3	1	0	0	0	0	0	2	0	0	0	0	0	0	1	2	0	0	.327
May 03	TEXAS	*of	4	1	1	0	1	0	0	1	0	0	0	0	0	0	1	4	0	0	.321
Totals		14gs	56	17	18	16	5	0	2	18	0	0	1	0	2	0	16	24	0	1	.321

On base pct. .481 • Slugging pct. .518

#40 Ben Bybee - 3 games (All games)

Date	Opponent	Pos	AB	R	H	RBI	2B	3B	HR	BB	SB	CS	HBP	SAC	SF	GDP	K	PO	A	E	Avg
Feb 17	WASHINGTON ST	p	0	0	0	0	0	0	0	0	0	0	0	0	0	0	0	1	0	0	.000
Mar 05	ULM	*p	0	0	0	0	0	0	0	0	0	0	0	0	0	0	0	3	0	0	.000
Apr 12	at Georgia	p	0	0	0	0	0	0	0	0	0	0	0	0	0	0	0	0	1	0	.000
Totals		1gs	0	0	0	0	0	0	0	0	0	0	0	0	0	0	0	4	1	0	.000

On base pct. .000 • Slugging pct. .000

#40 Ben Bybee - 16 appearances (All games)

Date	Opponent	GS	IP	H	R	ER	BB	SO	2B	3B	HR	WP	BK	HBP	IBB	Score	W-L	Sv	ERA	NP
Feb 17	WASHINGTON ST		1.0	2	1	1	0	0	1	0	0	0	0	0	0	12-2	0-0	0	9.00	17
Feb 25	GRAMBLING	*	3.0	1	1	1	2	2	0	0	0	0	0	0	0	14-3	1-0	0	4.50	47
Mar 05	ULM	*	4.0	5	3	3	1	2	0	0	1	0	0	0	0	15-3	2-0	0	5.62	58
Mar 11	UCA		2.0	3	1	1	1	2	0	0	0	0	1	1	0	9-2	2-0	0	5.40	37
Mar 14	at Ole Miss		2.0	0	0	0	1	2	0	0	0	0	0	0	0	6-10	2-0	0	4.50	23
Mar 18	ORAL ROBERTS	*	4.0	1	0	0	0	5	0	0	0	0	0	0	0	4-1	2-0	0	3.38	55
Mar 23	SOUTH CAROLIN		1.0	1	0	0	0	0	0	0	0	0	0	0	0	11-4	2-0	0	3.18	11
Mar 25	MISSOURI STATE		1.2	4	3	2	0	2	0	0	1	0	0	0	0	13-14	2-0	0	3.86	33
Mar 30	at Vanderbilt		4.0	2	0	0	1	7	1	0	0	0	0	0	0	7-3	3-0	0	3.18	62
Apr 08	ARKANSAS STAT		1.0	0	0	0	0	1	0	0	0	0	0	0	0	7-3	3-0	0	3.04	10
Apr 12	at Georgia		3.1	5	2	2	0	5	2	0	1	0	0	0	0	6-7	3-0	0	3.33	44
Apr 18	TEXAS A&M-1		3.0	3	1	1	2	4	0	0	1	0	0	0	0	11-5	3-0	0	3.30	44
Apr 23	LITTLE ROCK		1.0	1	0	0	0	2	0	0	0	0	0	0	0	4-0	3-0	0	3.19	21
Apr 27	at Florida		1.2	4	2	2	1	3	0	0	0	0	0	0	0	5-9	3-0	0	3.58	40
May 03	TEXAS		1.0	3	3	3	0	1	1	0	1	0	0	0	0	13-8	3-0	0	4.28	21
May 10	at LSU		1.1	2	2	1	2	1	0	0	1	0	0	0	0	3-13	3-0	0	4.37	28
Totals		3	35.0	37	19	17	11	39	5	0	6	0	1	1	0	140-87	3-0	0	4.37	-



III INDIVIDUAL GAME-BY-GAME

#31 Dylan Carter - 5 games (All games)

Date	Opponent	Pos	AB	R	H	RBI	2B	3B	HR	BB	SB	CS	HBP	SAC	SF	GDP	K	PO	A	E	Avg
Feb 15	WASHINGTON ST	p	0	0	0	0	0	0	0	0	0	0	0	0	0	0	0	0	1	0	.000
Feb 23	vs Michigan	p	0	0	0	0	0	0	0	0	0	0	0	0	0	0	0	1	0	0	.000
Mar 04	ULM	p	0	0	0	0	0	0	0	0	0	0	0	0	0	0	0	0	1	0	.000
Apr 01	vs Grambling	p	0	0	0	0	0	0	0	0	0	0	0	0	0	0	0	0	1	0	.000
Apr 22	LITTLE ROCK	p	0	0	0	0	0	0	0	0	0	0	0	0	0	0	0	0	1	0	.000
Totals		ogs	0	0	0	0	0	0	0	0	0	0	0	0	0	0	0	1	4	0	.000

On base pct. .000 • Slugging pct. .000

#31 Dylan Carter - 20 appearances (All games)

Date	Opponent	GS	IP	H	R	ER	BB	SO	2B	3B	HR	WP	BK	HBP	IBB	Score	W-L	Sv	ERA	NP
Feb 15	WASHINGTON ST		1.2	2	0	0	0	1	1	0	0	1	0	0	0	5-2	1-0	0	0.00	23
Feb 23	vs Michigan		2.0	3	0	0	1	1	0	0	0	1	0	0	0	8-6	2-0	0	0.00	33
Feb 28	CHARLOTTE		1.0	2	0	0	0	2	1	0	0	0	0	1	0	11-10	3-0	0	0.00	24
Mar 04	ULM		2.0	1	0	0	1	2	0	0	0	2	0	0	0	14-1	3-0	0	0.00	34
Mar 11	UCA		1.0	2	0	0	1	2	0	0	0	0	0	0	0	9-2	3-0	0	0.00	18
Mar 14	at Ole Miss		1.2	1	2	2	1	2	1	0	0	0	0	1	0	6-10	3-0	0	1.93	28
Mar 16	at Ole Miss		0.1	0	0	0	0	0	0	0	0	0	0	0	0	12-9	3-0	0	1.86	1
Mar 19	ORAL ROBERTS		1.0	1	0	0	0	0	0	0	0	1	0	1	0	16-0	3-0	0	1.69	12
Mar 25	MISSOURI STATE		1.1	1	1	1	0	3	0	0	1	0	0	0	0	13-14	3-0	0	2.25	20
Mar 28	at Vanderbilt		1.0	0	0	0	1	1	0	0	0	0	0	0	0	9-0	3-0	0	2.08	13
Apr 01	vs Grambling		2.0	3	2	2	1	2	1	0	0	1	0	0	0	7-4	3-0	0	3.00	37
Apr 05	MISSOURI		1.0	0	0	0	0	2	0	0	0	0	0	0	0	21-3	3-0	0	2.81	11
Apr 08	ARKANSAS STAT		1.1	0	0	0	0	1	0	0	0	0	0	0	0	7-3	4-0	0	2.60	21
Apr 11	at Georgia		1.0	0	0	0	0	2	0	0	0	0	0	0	0	13-3	4-0	0	2.45	12
Apr 13	at Georgia		1.0	0	0	0	0	3	0	0	0	0	0	0	0	6-7	4-0	0	2.33	15
Apr 17	TEXAS A&M		4.0	1	0	0	0	4	0	0	0	1	0	1	0	4-7	4-0	0	1.93	42
Apr 22	LITTLE ROCK		1.0	0	0	0	0	1	0	0	0	0	0	0	0	10-0	4-0	0	1.85	9
Apr 25	at Florida		2.0	1	1	1	1	2	0	0	1	0	0	0	0	4-6	4-0	0	2.05	30
Apr 27	at Florida		1.1	2	2	2	2	0	0	0	1	0	0	0	0	5-9	4-0	0	2.60	35
May 03	TEXAS		2.2	1	0	0	1	2	1	0	0	0	0	0	0	13-8	5-0	0	2.37	44
Totals		0	30.1	21	8	8	10	33	5	0	3	7	0	4	0	193-10	5-0	0	2.37	-

#36 Parker Coil - 1 game (All games)

Date	Opponent	Pos	AB	R	H	RBI	2B	3B	HR	BB	SB	CS	HBP	SAC	SF	GDP	K	PO	A	E	Avg
Mar 23	SOUTH CAROLIN	p	0	0	0	0	0	0	0	0	0	0	0	0	0	0	0	1	0	0	.000
Totals		ogs	0	0	0	0	0	0	0	0	0	0	0	0	0	0	0	1	0	0	.000

On base pct. .000 • Slugging pct. .000

#36 Parker Coil - 10 appearances (All games)

Date	Opponent	GS	IP	H	R	ER	BB	SO	2B	3B	HR	WP	BK	HBP	IBB	Score	W-L	Sv	ERA	NP
Feb 14	WASHINGTON ST		0.1	1	0	0	0	0	0	0	0	0	0	0	0	3-2	0-0	0	0.00	5
Feb 15	WASHINGTON ST		1.1	1	0	0	0	1	0	0	0	0	0	0	0	5-2	0-0	0	0.00	16
Feb 21	vs Kansas State		1.0	0	0	0	0	0	0	0	0	0	0	0	0	2-3	0-0	0	0.00	12
Feb 23	vs Michigan		1.2	3	2	0	0	1	1	0	0	0	0	0	0	8-6	0-0	0	0.00	29
Feb 28	CHARLOTTE		2.0	0	0	0	0	3	0	0	0	0	0	0	0	11-10	0-0	0	0.00	25
Mar 02	CHARLOTTE		1.2	0	0	0	0	4	0	0	0	0	0	0	0	4-3	0-0	0	0.00	17
Mar 09	PORTLAND		1.0	2	0	0	0	0	0	0	0	0	0	0	0	5-3	0-0	0	0.00	18
Mar 15	at Ole Miss		2.0	3	1	1	0	4	0	0	1	0	0	0	0	12-3	1-0	0	0.82	35
Mar 18	ORAL ROBERTS		2.0	2	0	0	1	1	0	0	0	0	0	0	0	4-1	1-0	0	0.69	31
Mar 23	SOUTH CAROLIN		2.0	2	0	0	1	1	1	0	0	0	0	1	0	11-4	2-0	0	0.60	30
Totals		0	15.0	14	3	1	2	15	2	0	1	0	0	1	0	65-37	2-0	0	0.60	-

#24 Charles Davalan - 51 games (All games)

Date	Opponent	Pos	AB	R	H	RBI	2B	3B	HR	BB	SB	CS	HBP	SAC	SF	GDP	K	PO	A	E	Avg
Feb 14	WASHINGTON ST	*of	4	1	1	0	0	0	0	1	0	0	0	0	0	0	0	4	0	0	.250
Feb 14	WASHINGTON ST	*of	5	1	2	3	0	0	0	0	0	0	0	0	0	0	1	0	0	0	.333
Feb 15	WASHINGTON ST	*of	4	1	1	0	1	0	0	0	0	0	0	0	0	0	0	3	0	0	.308
Feb 17	WASHINGTON ST	*of	4	1	1	2	0	0	0	1	1	0	0	0	0	0	0	1	0	0	.294
Feb 21	vs Kansas State	*of	2	0	0	0	0	0	0	1	0	0	1	0	0	0	0	2	0	0	.263
Feb 22	vs TCU	*of	4	0	0	0	0	0	0	0	0	0	0	0	0	0	1	1	0	0	.217
Feb 23	vs Michigan	*of	5	1	2	2	1	0	0	0	0	0	0	0	0	0	0	2	0	0	.250
Feb 25	GRAMBLING	*of	3	1	1	0	0	0	0	2	0	0	0	0	0	0	0	0	0	0	.258
Feb 28	CHARLOTTE	*of	4	1	1	2	0	0	1	1	0	0	0	0	0	0	0	0	0	0	.257
Mar 01	CHARLOTTE	*of/of	5	1	1	0	0	0	0	0	0	0	0	0	0	0	0	1	0	0	.250
Mar 02	CHARLOTTE	of	1	0	1	0	0	0	0	0	0	1	0	0	0	0	0	0	0	0	.268
Mar 04	ULM	*of	3	3	0	0	0	0	0	1	0	0	1	0	0	0	0	1	0	0	.250
Mar 05	ULM	*of	3	4	2	4	0	0	1	2	0	0	0	0	0	0	0	2	0	0	.277
Mar 07	PORTLAND	*of	3	3	1	0	0	0	0	1	0	0	1	0	0	0	0	2	0	0	.280
Mar 08	PORTLAND	*of	3	2	3	1	0	0	1	0	0	0	0	1	0	0	0	2	0	0	.321
Mar 09	PORTLAND	*of	4	2	2	0	0	0	0	0	1	0	0	0	0	0	0	1	0	0	.333
Mar 11	UCA	*of	3	2	0	0	0	0	0	2	0	0	0	0	0	0	0	3	0	0	.317
Mar 14	at Ole Miss	*of/of	5	2	2	1	0	0	1	0	0	0	0	0	0	0	0	1	1	0	.323
Mar 15	at Ole Miss	*of	6	2	4	3	0	0	1	0	0	0	0	0	0	0	2	0	0	0	.352
Mar 16	at Ole Miss	*of/of	6	1	2	2	0	0	0	0	1	0	0	0	0	0	2	3	0	0	.351
Mar 18	ORAL ROBERTS	*of/of	4	1	3	1	0	0	0	1	0	0	0	0	0	0	0	3	0	0	.370
Mar 19	ORAL ROBERTS	*of	4	3	3	0	0	0	0	0	1	0	0	0	0	0	0	3	0	0	.388
Mar 21	SOUTH CAROLIN	*of	5	3	4	1	1	0	0	0	0	0	0	0	0	0	0	2	0	0	.411
Mar 22	SOUTH CAROLIN	*of	4	2	1	2	0	0	1	1	0	0	0	0	0	0	0	2	0	0	.404
Mar 23	SOUTH CAROLIN	*of	4	2	2	1	0	0	1	1	0	0	0	0	0	0	0	1	0	0	.408
Mar 25	MISSOURI STATE	*of/of	6	1	3	0	1	0	0	0	0	0	0	0	0	0	1	1	0	0	.413
Mar 28	at Vanderbilt	*of	3	1	1	0	0	0	0	2	0	0	0	0	0	0	0	4	0	0	.411
Mar 29	at Vanderbilt	*of	5	0	1	0	0	0	0	0	0	0	0	0	0	0	1	2	0	0	.402
Mar 30	at Vanderbilt	*of	5	2	2	3	0	0	2	0	0	0	0	0	0	0	1	4	0	0	.402
Apr 01	vs Grambling	*of/of	5	2	2	0	0	1	0	0	0	0	0	0	0	0	0	2	0	0	.402
Apr 05	MISSOURI	*of	5	0	1	1	0	0	0	0	0	0	1	0	0	0	0	1	0	0	.394
Apr 06	MISSOURI-1	*of	5	2	2	7	0	0	2	0	0	0	0	0	0	0	0	0	0	0	.394
Apr 06	MISSOURI-2	*of	3	3	2	1	0	0	0	2	1	0	0	0	0	0	0	0	0	0	.400
Apr 08	ARKANSAS STAT	*of	4	1	3	4	0	0	1	1	0	1	0	0	0	0	0	2	1	0	.410
Apr 11	at Georgia	*of	5	1	0	0	0	0	0	1	0	0	0	0	0	0	2	1	0	0	.396
Apr 12	at Georgia	*of/of	5	1	1	0	1	0	0	0	0	0	0	0	0	0	1	1	0	0	.389
Apr 13	at Georgia	*of/of	4	1	1	1	1	0	0	2	0	0	0	0	0	0	0	1	0	0	.386
Apr 15	UAPB	*of	5	1	1	0	0	0	0	0	0	0	0	0	0	0	0	1	0	0	.380
Apr 17	TEXAS A&M	*of	4	2	2	0	1	0	0	1	0	0	0	0	0	0	0	3	0	0	.383
Apr 18	TEXAS A&M-1	*of	5	1	2	0	1	0	0	0	0	0	0	0	0	0	1	1	0	0	.383
Apr 18	TEXAS A&M-2	*of/of	5	1	2	0	0	0	0	0	0	0	0	0	0	0	0	4	1	0	.384
Apr 22	LITTLE ROCK	*of	3	0	0	1	0	0	0	0	0	0	0	0	1	0	0	3	0	0	.377
Apr 23	LITTLE ROCK	*of/of	5	1	2	1	0	0	0	0	0	0	0	0	0	0	0	2	0	0	.378
Apr 25	at Florida	*of	4	0	1	0	0	0	0	0	0	0	0	0	0	0	3	3	0	0	.375
Apr 26	at Florida	*of	4	0	1	0	0	0	0	0	1	0	0	1	0	0	0	2	1	0	.372
Apr 27	at Florida	*of	4	0	0	1	0	0	0	1	0	0	0	0	0	0	1	3	0	0	.365
May 01	TEXAS	*of	5	0	0	0	0	0	0	0	0	0	0	0	0	0	1	0	0	0	.355
May 02	TEXAS	*of	4	0	1	1	0	0	0	0	0	0	1	0	0	0	0	0	0	0	.353
May 03	TEXAS	*of	4	1	1	3	0	0	1	2	1	0	0	0	0	0	1	3	0	0	.351
May 09	at LSU	*of	4	0	1	1	1	0	0	0	0	0	0	0	1	0	0	0	0	0	.349
May 10	at LSU	*of	4	0	2	1	0	0	0	0	0	0	0	0	0	0	0	1	0	0	.352
Totals		50gs	213	62	75	51	9	1	13	27	7	2	5	2	2	0	19	85	4	0	.352

On base pct. .433 • Slugging pct. .587

#32 Hunter Dietz - 1 appearance (All games)

Date	Opponent	GS	IP	H	R	ER	BB	SO	2B	3B	HR	WP	BK	HBP	IBB	Score	W-L	Sv	ERA	NP
May 10	at LSU		0.2	1	1	1	0	2	0	0	0	1	0	0	0	3-13	0-0	0	13.50	19
Totals		0	0.2	1	1	1	0	2	0	0	0	1	0	0	0	3-13	0-0	0	13.50	-



III INDIVIDUAL GAME-BY-GAME

#5 Kendall Diggs - 30 games (All games)

Date	Opponent	Pos	AB	R	H	RBI	2B	3B	HR	BB	SB	CS	HBP	SAC	SF	GDP	K	PO	A	E	Avg
Feb 14	WASHINGTON ST	*of	4	0	0	0	0	0	0	0	0	0	0	0	0	0	2	1	0	0	.000
Feb 15	WASHINGTON ST	*of	3	1	1	0	1	0	0	1	0	1	0	0	0	0	1	4	0	0	.143
Feb 21	vs Kansas State	*of	4	0	1	0	0	0	0	0	0	0	0	0	0	0	2	1	0	0	.182
Feb 22	vs TCU	*of	2	0	1	0	0	0	0	0	1	0	0	0	0	0	0	2	0	0	.231
Feb 23	vs Michigan	*of	4	1	1	1	1	0	0	1	0	0	0	0	0	0	1	4	0	0	.235
Feb 28	CHARLOTTE	of	0	0	0	0	0	0	0	0	0	0	0	0	0	0	0	1	0	0	.235
Mar 01	CHARLOTTE	*of	3	1	1	0	0	0	0	1	0	0	0	0	0	0	2	2	0	0	.250
Mar 04	ULM	*of	3	0	0	0	0	0	0	0	0	0	1	0	0	0	1	0	0	0	.217
Mar 05	ULM	*of	3	1	1	1	0	0	1	0	0	0	0	0	0	0	0	2	0	0	.231
Mar 07	PORTLAND	of	1	1	1	2	0	1	0	1	0	0	0	0	0	0	0	0	0	0	.259
Mar 08	PORTLAND	*of	4	1	1	2	0	0	1	0	0	0	0	0	0	0	0	0	0	0	.258
Mar 09	PORTLAND	of	0	0	0	0	0	0	0	1	0	0	0	0	0	0	0	0	0	0	.258
Mar 11	UCA	*of	3	0	0	0	0	0	0	1	0	0	0	0	0	1	1	1	0	0	.235
Mar 14	at Ole Miss	of	1	0	0	0	0	0	0	0	0	0	0	0	0	0	1	0	0	0	.229
Mar 16	at Ole Miss	*of	2	0	0	0	0	0	0	0	0	0	0	0	0	0	0	2	0	0	.216
Mar 19	ORAL ROBERTS	*of	4	1	0	1	0	0	0	0	0	0	0	0	0	0	0	2	0	0	.195
Mar 22	SOUTH CAROLIN	of	0	0	0	0	0	0	0	0	0	0	0	0	0	0	0	1	0	0	.195
Mar 23	SOUTH CAROLIN	of	0	0	0	0	0	0	0	0	0	0	0	0	0	0	0	0	0	0	.195
Mar 25	MISSOURI STATE	*of	2	0	0	0	0	0	0	0	0	0	0	0	0	1	0	1	0	1	.186
Apr 01	vs Grambling	*of	4	0	0	0	0	0	0	0	0	0	0	0	0	0	3	1	0	0	.170
Apr 06	MISSOURI-1	pr/of	1	0	0	0	0	0	0	0	0	0	0	0	0	0	1	0	0	0	.167
Apr 12	at Georgia	pr	0	0	0	0	0	0	0	0	0	0	0	0	0	0	0	0	0	0	.167
Apr 13	at Georgia	*of	2	0	0	0	0	0	0	0	0	0	0	0	0	0	0	1	0	0	.160
Apr 15	UAPB	ph	1	1	1	0	0	0	0	0	0	0	0	0	0	0	0	0	0	0	.176
Apr 17	TEXAS A&M	ph	1	0	1	0	0	0	0	0	0	0	0	0	0	0	0	0	0	0	.192
Apr 18	TEXAS A&M-2	ph/of	1	0	0	0	0	0	0	0	0	0	0	0	0	0	1	0	0	0	.189
Apr 23	LITTLE ROCK	*of	3	0	0	0	0	0	0	1	0	0	0	0	0	0	0	0	0	0	.179
Apr 25	at Florida	of	2	0	0	0	0	0	0	0	0	0	0	0	0	0	1	0	0	0	.172
Apr 27	at Florida	*of	2	1	0	0	0	0	0	0	0	0	1	0	0	0	2	3	0	0	.167
May 09	at LSU	of	0	0	0	0	0	0	0	0	0	0	0	1	0	0	0	0	0	0	.167
Totals		17gs	60	9	10	7	2	1	2	7	1	1	2	1	0	2	19	29	0	1	.167

On base pct. .275 • Slugging pct. .333

#13 Steele Eaves - 2 games (All games)

Date	Opponent	Pos	AB	R	H	RBI	2B	3B	HR	BB	SB	CS	HBP	SAC	SF	GDP	K	PO	A	E	Avg
Feb 25	GRAMBLING	p	0	0	0	0	0	0	0	0	0	0	0	0	0	0	0	0	1	0	.000
Mar 07	PORTLAND	p	0	0	0	0	0	0	0	0	0	0	0	0	0	0	0	0	1	0	.000
Totals		0gs	0	0	0	0	0	0	0	0	0	0	0	0	0	0	0	0	2	0	.000

On base pct. .000 • Slugging pct. .000

#13 Steele Eaves - 7 appearances (All games)

Date	Opponent	GS	IP	H	R	ER	BB	SO	2B	3B	HR	WP	BK	HBP	IBB	Score	W-L	Sv	ERA	NP
Feb 25	GRAMBLING		1.0	1	1	1	0	2	0	0	0	1	0	1	0	14-3	0-0	0	9.00	19
Mar 07	PORTLAND		1.2	4	1	1	0	1	0	0	0	0	0	1	0	20-3	0-0	0	6.75	31
Mar 19	ORAL ROBERTS		1.0	0	0	0	1	1	0	0	0	0	0	0	0	16-0	0-0	0	4.91	21
Apr 06	MISSOURI-1		1.0	1	0	0	0	2	0	0	0	0	0	0	0	14-4	0-0	0	3.86	16
Apr 15	UAPB		1.0	0	0	0	0	1	0	0	0	0	0	0	0	13-3	0-0	0	3.18	10
Apr 23	LITTLE ROCK		2.0	2	0	0	0	1	0	0	0	0	0	0	0	4-0	1-0	0	2.35	29
May 10	at LSU		1.0	1	0	0	1	1	0	0	0	0	0	0	0	3-13	1-0	0	2.08	31
Totals		0	8.2	9	2	2	2	9	0	0	0	1	0	2	0	84-26	1-0	0	2.08	-

#38 Colin Fisher - 3 games (All games)

Date	Opponent	Pos	AB	R	H	RBI	2B	3B	HR	BB	SB	CS	HBP	SAC	SF	GDP	K	PO	A	E	Avg
Mar 04	ULM	*p	0	0	0	0	0	0	0	0	0	0	0	0	0	0	0	0	1	0	.000
Apr 01	vs Grambling	p	0	0	0	0	0	0	0	0	0	0	0	0	0	0	0	0	0	1	.000
Apr 08	ARKANSAS STAT	p	0	0	0	0	0	0	0	0	0	0	0	0	0	0	0	0	1	0	.000
Totals		1gs	0	0	0	0	0	0	0	0	0	0	0	0	0	0	0	0	2	1	.000

On base pct. .000 • Slugging pct. .000

#38 Colin Fisher - 15 appearances (All games)

Date	Opponent	GS	IP	H	R	ER	BB	SO	2B	3B	HR	WP	BK	HBP	IBB	Score	W-L	Sv	ERA	NP
Feb 23	vs Michigan		1.0	0	0	0	1	2	0	0	0	0	0	0	0	8-6	0-0	0	0.00	14
Feb 25	GRAMBLING		1.0	0	0	0	0	1	0	0	0	0	0	0	0	14-3	0-0	0	0.00	11
Feb 28	CHARLOTTE		2.0	3	1	1	0	3	1	0	1	1	0	0	0	11-10	0-0	0	2.25	33
Mar 04	ULM	*	3.0	1	0	0	1	6	0	0	0	0	0	0	0	14-1	1-0	0	1.29	41
Mar 08	PORTLAND		1.0	1	0	0	0	1	0	0	0	0	0	0	0	10-0	1-0	0	1.12	14
Mar 11	UCA	*	3.0	1	0	0	0	3	1	0	0	0	0	0	0	9-2	2-0	0	0.82	39
Mar 16	at Ole Miss		0.2	3	3	3	2	0	0	0	1	0	0	0	0	12-9	2-0	0	3.09	23
Mar 19	ORAL ROBERTS	*	2.0	0	0	0	0	4	0	0	0	0	0	1	0	16-0	3-0	0	2.63	27
Mar 25	MISSOURI STATE	*	3.0	2	3	3	3	6	2	0	0	2	0	0	0	13-14	3-0	0	3.78	54
Apr 01	vs Grambling		1.0	2	1	1	0	0	0	0	0	0	0	1	0	7-4	3-0	0	4.08	25
Apr 08	ARKANSAS STAT		1.2	1	1	1	1	0	0	0	0	0	0	0	0	7-3	3-0	0	4.19	20
Apr 15	UAPB		2.0	2	0	0	1	1	1	0	0	0	0	0	0	13-3	3-0	0	3.80	27
Apr 18	TEXAS A&M-2		0.0	1	1	1	0	0	1	0	0	0	0	0	0	2-9	3-0	0	4.22	4
Apr 23	LITTLE ROCK	*	2.0	1	0	0	0	2	0	0	0	0	0	0	0	4-0	3-0	0	3.86	26
May 10	at LSU		1.0	1	3	3	3	1	0	0	0	1	0	0	0	3-13	3-0	0	4.81	35
Totals		5	24.1	19	13	13	12	30	6	0	2	4	0	2	0	143-77	3-0	0	4.81	-

#46 Christian Foutch - 2 games (All games)

Date	Opponent	Pos	AB	R	H	RBI	2B	3B	HR	BB	SB	CS	HBP	SAC	SF	GDP	K	PO	A	E	Avg
Feb 14	WASHINGTON ST	p	0	0	0	0	0	0	0	0	0	0	0	0	0	0	0	0	1	0	.000
Apr 18	TEXAS A&M-2	p	0	0	0	0	0	0	0	0	0	0	0	0	0	0	0	1	0	0	.000
Totals		ogs	0	0	0	0	0	0	0	0	0	0	0	0	0	0	0	1	1	0	.000

On base pct. .000 • Slugging pct. .000

#46 Christian Foutch - 15 appearances (All games)

Date	Opponent	GS	IP	H	R	ER	BB	SO	2B	3B	HR	WP	BK	HBP	IBB	Score	W-L	Sv	ERA	NP
Feb 14	WASHINGTON ST		2.0	2	1	0	0	0	0	0	0	0	0	0	0	3-2	1-0	0	0.00	32
Feb 22	vs TCU		1.1	1	0	0	2	1	0	0	0	0	0	0	0	2-1	1-0	1	0.00	29
Feb 28	CHARLOTTE		1.0	0	0	0	0	1	0	0	0	0	0	2	0	11-10	1-0	2	0.00	13
Mar 02	CHARLOTTE		0.0	2	2	2	0	0	0	0	0	1	0	1	0	4-3	1-0	2	4.15	11
Mar 09	PORTLAND		1.0	0	0	0	0	1	0	0	0	0	0	1	0	5-3	1-0	2	3.38	18
Mar 16	at Ole Miss		0.1	0	0	0	1	0	0	0	0	0	0	1	0	12-9	1-0	2	3.18	12
Mar 18	ORAL ROBERTS		1.0	0	0	0	1	1	0	0	0	0	0	0	0	4-1	1-0	3	2.70	14
Mar 23	SOUTH CAROLIN		0.0	1	2	2	0	0	1	0	0	0	0	1	0	11-4	1-0	3	5.40	3
Apr 06	MISSOURI-2		1.0	0	0	0	0	2	0	0	0	0	0	0	0	16-2	1-0	3	4.70	12
Apr 12	at Georgia		1.2	0	0	0	1	5	0	0	0	1	0	0	0	6-7	1-0	3	3.86	31
Apr 17	TEXAS A&M		1.0	1	1	1	0	2	0	0	1	0	0	0	0	4-7	1-0	3	4.35	15
Apr 18	TEXAS A&M-2		1.1	1	2	2	1	2	0	0	0	0	0	0	0	2-9	1-0	3	5.40	20
Apr 23	LITTLE ROCK		1.0	0	0	0	1	2	0	0	0	0	0	0	0	4-0	1-0	3	4.97	22
Apr 25	at Florida		1.2	0	0	0	0	2	0	0	0	0	0	0	0	4-6	1-0	3	4.40	22
May 03	TEXAS		1.1	1	1	1	2	2	0	0	1	0	0	0	0	13-8	1-0	3	4.60	32
Totals		0	15.2	9	9	8	9	21	1	0	2	2	0	6	0	101-72	1-0	3	4.60	-



III INDIVIDUAL GAME-BY-GAME

#6 Gabe Fraser - 26 games (All games)

Date	Opponent	Pos	AB	R	H	RBI	2B	3B	HR	BB	SB	CS	HBP	SAC	SF	GDP	K	PO	A	E	Avg
Feb 15	WASHINGTON ST	pr	0	0	0	0	0	0	0	0	0	0	0	0	0	0	0	0	0	0	.000
Feb 22	vs TCU	*2b	3	0	0	0	0	0	0	0	0	0	0	0	0	0	1	0	2	1	.000
Feb 25	GRAMBLING	2b	0	0	0	1	0	0	0	0	0	0	0	0	1	0	0	0	0	0	.000
Mar 02	CHARLOTTE	*2b	3	0	1	0	0	0	0	0	0	0	0	0	0	0	0	0	0	0	.167
Mar 05	ULM	pr/2b	1	1	0	0	0	0	0	0	0	0	0	0	0	0	0	0	0	0	.143
Mar 09	PORTLAND	2b	1	0	0	0	0	0	0	0	0	0	0	0	0	0	0	1	1	0	.125
Mar 11	UCA	*2b	4	0	0	0	0	0	0	0	0	0	0	0	0	0	2	1	2	0	.083
Mar 16	at Ole Miss	pr/of	0	1	0	0	0	0	0	0	0	0	0	0	0	0	0	1	0	0	.083
Mar 18	ORAL ROBERTS	pr	0	1	0	0	0	0	0	0	0	0	0	0	0	0	0	0	0	0	.083
Mar 19	ORAL ROBERTS	3b	1	0	0	1	0	0	0	0	0	0	0	0	0	0	0	0	1	1	.077
Mar 25	MISSOURI STATE	*3b	4	1	2	4	0	0	1	0	0	0	0	0	0	0	1	1	1	0	.176
Mar 28	at Vanderbilt	pr	0	1	0	0	0	0	0	0	0	0	0	0	0	0	0	0	0	0	.176
Apr 01	vs Grambling	*2b	3	0	0	0	0	0	0	0	0	0	0	0	0	0	2	3	2	0	.150
Apr 05	MISSOURI	pr/3b	0	1	0	1	0	0	0	1	0	0	0	0	0	0	0	0	0	0	.150
Apr 06	MISSOURI-1	ss	0	0	0	0	0	0	0	0	0	0	0	0	0	0	0	1	0	0	.150
Apr 06	MISSOURI-2	3b	1	0	1	1	0	0	0	0	0	0	0	0	0	0	0	0	0	0	.190
Apr 11	at Georgia	2b	1	1	1	1	0	1	0	2	0	0	0	0	0	0	0	1	0	0	.227
Apr 12	at Georgia	*2b	3	0	2	1	0	0	0	1	0	0	0	0	0	0	0	0	1	0	.280
Apr 13	at Georgia	*2b	5	1	1	0	0	0	0	0	0	0	0	0	0	0	1	2	5	0	.267
Apr 17	TEXAS A&M	*2b	4	0	0	0	0	0	0	0	0	0	0	0	0	0	0	0	3	0	.235
Apr 18	TEXAS A&M-2	2b	1	0	0	0	0	0	0	0	0	0	0	0	0	0	1	0	0	0	.229
Apr 22	LITTLE ROCK	*2b	3	1	2	2	0	0	0	0	1	0	0	0	1	0	1	2	0	0	.263
Apr 23	LITTLE ROCK	*2b	3	1	1	0	0	0	0	1	1	0	0	0	0	0	0	0	2	0	.268
Apr 25	at Florida	*2b	3	1	1	0	1	0	0	1	0	0	0	0	0	0	1	0	1	0	.273
Apr 26	at Florida	*2b	3	2	1	0	0	0	0	0	0	0	1	0	0	0	1	1	1	0	.277
Apr 27	at Florida	*2b	4	1	0	0	0	0	0	0	0	0	1	0	0	0	0	0	2	0	.255
Totals		13gs	51	14	13	12	1	1	1	6	2	0	2	0	2	0	11	14	24	2	.255

On base pct. .344 • Slugging pct. .373

#20 Gabe Gaeckle - 7 games (All games)

Date	Opponent	Pos	AB	R	H	RBI	2B	3B	HR	BB	SB	CS	HBP	SAC	SF	GDP	K	PO	A	E	Avg
Feb 21	vs Kansas State	*p	0	0	0	0	0	0	0	0	0	0	0	0	0	0	0	0	3	0	.000
Feb 28	CHARLOTTE	*p	0	0	0	0	0	0	0	0	0	0	0	0	0	0	0	0	1	0	.000
Mar 07	PORTLAND	*p	0	0	0	0	0	0	0	0	0	0	0	0	0	0	0	0	1	0	.000
Mar 15	at Ole Miss	*p	0	0	0	0	0	0	0	0	0	0	0	0	0	0	0	1	1	0	.000
Mar 29	at Vanderbilt	*p	0	0	0	0	0	0	0	0	0	0	0	0	0	0	0	1	1	0	.000
Apr 06	MISSOURI-1	*p	0	0	0	0	0	0	0	0	0	0	0	0	0	0	0	1	0	0	.000
Apr 18	TEXAS A&M-1	p	0	0	0	0	0	0	0	0	0	0	0	0	0	0	0	0	2	0	.000
Totals		6gs	0	0	0	0	0	0	0	0	0	0	0	0	0	0	0	4	9	0	.000

On base pct. .000 • Slugging pct. .000

#20 Gabe Gaeckle - 13 appearances (All games)

Date	Opponent	GS	IP	H	R	ER	BB	SO	2B	3B	HR	WP	BK	HBP	IBB	Score	W-L	Sv	ERA	NP
Feb 14	WASHINGTON ST	*	5.0	1	0	0	1	7	0	0	0	1	0	1	0	3-2	0-0	0	0.00	78
Feb 21	vs Kansas State	*	5.2	5	2	2	4	2	1	0	0	0	0	0	0	2-3	0-0	0	1.69	99
Feb 28	CHARLOTTE	*	3.0	10	9	9	1	3	3	1	1	2	0	0	0	11-10	0-0	0	7.24	66
Mar 07	PORTLAND	*	5.1	2	2	2	3	7	0	1	0	1	0	1	0	20-3	1-0	0	6.16	87
Mar 15	at Ole Miss	*	4.0	1	2	2	3	8	1	0	0	2	0	1	0	12-3	1-0	0	5.87	79
Mar 22	SOUTH CAROLIN	*	1.2	2	3	3	3	0	0	0	0	1	0	1	0	12-3	1-0	0	6.57	45
Mar 29	at Vanderbilt	*	5.2	6	2	2	0	7	1	0	0	0	0	0	0	6-4	1-0	0	5.93	92
Apr 06	MISSOURI-1	*	4.0	5	4	2	2	6	0	0	0	0	0	0	0	14-4	2-0	0	5.77	83
Apr 12	at Georgia	*	2.0	6	5	5	1	2	0	0	1	0	0	0	0	6-7	2-1	0	6.69	56
Apr 18	TEXAS A&M-1		5.2	4	1	1	2	8	0	0	1	0	0	0	0	11-5	3-1	0	6.00	97
Apr 26	at Florida		3.1	1	0	0	4	2	0	0	0	0	0	1	0	7-0	4-1	0	5.56	60
May 02	TEXAS		3.0	2	0	0	1	5	1	0	0	0	0	0	0	6-1	4-1	0	5.21	61
May 09	at LSU		3.1	2	1	1	0	5	0	0	0	1	0	0	0	4-5	4-2	0	5.05	45
Totals		9	51.2	47	31	29	25	62	7	2	3	8	0	5	0	114-50	4-2	0	5.05	-

#29 Cole Gibler - 14 appearances (All games)

Date	Opponent	GS	IP	H	R	ER	BB	SO	2B	3B	HR	WP	BK	HBP	IBB	Score	W-L	Sv	ERA	NP
Feb 17	WASHINGTON ST		1.0	0	0	0	1	1	0	0	0	0	0	0	0	12-2	0-0	0	0.00	12
Feb 23	vs Michigan		1.0	0	0	0	1	3	0	0	0	0	0	1	0	8-6	0-0	0	0.00	25
Mar 04	ULM		1.0	2	1	1	0	3	1	0	0	0	0	0	0	14-1	0-0	0	3.00	22
Mar 11	UCA		2.0	1	1	1	1	4	0	0	0	0	0	1	0	9-2	0-0	0	3.60	34
Mar 18	ORAL ROBERTS		2.0	4	1	1	0	1	0	0	0	1	0	0	0	4-1	1-0	0	3.86	39
Mar 25	MISSOURI STATE		2.1	3	3	3	1	7	0	0	1	0	0	0	0	13-14	1-0	0	5.79	44
Apr 01	vs Grambling		2.0	0	0	0	1	5	0	0	0	0	0	0	0	7-4	1-0	1	4.76	25
Apr 06	MISSOURI-2		1.0	0	0	0	0	2	0	0	0	0	0	1	0	16-2	1-0	1	4.38	14
Apr 08	ARKANSAS STAT		1.0	1	0	0	1	2	0	0	0	0	0	0	0	7-3	1-0	1	4.05	24
Apr 12	at Georgia		1.0	1	0	0	0	3	0	0	0	0	0	0	0	6-7	1-0	1	3.77	15
Apr 13	at Georgia		1.0	1	1	1	0	2	0	0	1	0	0	0	0	6-7	1-1	1	4.11	18
Apr 18	TEXAS A&M-2		0.0	2	2	2	0	0	1	0	1	0	0	0	0	2-9	1-1	1	5.28	8
Apr 23	LITTLE ROCK		2.0	1	0	0	0	6	0	0	0	1	0	0	0	4-0	1-1	1	4.67	32
Apr 27	at Florida		1.1	1	1	1	1	0	1	0	0	0	0	0	0	5-9	1-1	1	4.82	27
Totals		0	18.2	17	10	10	7	39	3	0	3	2	0	3	0	113-67	1-1	1	4.82	-

#27 Ryder Helfrick - 47 games (All games)

Date	Opponent	Pos	AB	R	H	RBI	2B	3B	HR	BB	SB	CS	HBP	SAC	SF	GDP	K	PO	A	E	Avg
Feb 14	WASHINGTON ST	*c	2	1	1	0	0	0	0	2	0	1	0	0	0	0	1	11	1	1	.500
Feb 14	WASHINGTON ST	*c	3	0	1	3	0	1	0	1	0	0	0	0	0	0	1	8	0	0	.400
Feb 15	WASHINGTON ST	*c	1	0	0	0	0	0	0	0	0	0	0	0	0	0	0	2	0	0	.333
Feb 17	WASHINGTON ST	*c	2	2	1	0	1	0	0	2	0	0	0	0	0	0	1	6	2	0	.375
Feb 21	vs Kansas State	*c	4	0	1	0	0	0	0	0	0	0	0	0	0	0	0	4	0	0	.333
Feb 22	vs TCU	*c	4	0	0	0	0	0	0	0	0	0	0	0	0	0	2	11	0	1	.250
Feb 23	vs Michigan	*c	2	0	0	0	0	0	0	0	0	0	0	0	0	0	2	7	0	0	.222
Feb 25	GRAMBLING	*c	2	1	1	3	0	0	1	0	0	0	1	0	1	0	1	4	0	0	.250
Feb 28	CHARLOTTE	*c	4	0	1	0	0	0	0	0	0	0	0	0	0	0	2	14	1	0	.250
Mar 01	CHARLOTTE	*c	3	0	1	1	0	0	0	0	0	0	0	1	0	0	1	15	0	0	.259
Mar 02	CHARLOTTE	*c	2	1	0	0	0	0	0	2	0	0	0	0	0	0	1	12	0	0	.241
Mar 04	ULM	*c	3	1	1	1	0	0	1	1	0	0	0	0	0	0	1	12	0	0	.250
Mar 07	PORTLAND	*c	2	1	0	0	0	0	0	1	0	0	1	0	0	0	2	6	2	0	.235
Mar 08	PORTLAND	*c	3	0	0	0	0	0	0	0	0	0	0	0	0	0	0	10	0	0	.216
Mar 09	PORTLAND	*c	4	1	1	1	0	0	1	0	0	0	0	0	0	0	2	7	0	0	.220
Mar 14	at Ole Miss	*c	3	0	1	2	0	0	0	0	0	0	0	0	1	0	0	9	0	0	.227
Mar 15	at Ole Miss	*c	3	0	0	0	0	0	0	0	0	0	0	1	0	0	1	15	0	0	.213
Mar 16	at Ole Miss	*c	5	2	0	0	0	0	0	0	0	0	0	0	0	0	2	10	0	0	.192
Mar 18	ORAL ROBERTS	*c	0	0	0	0	0	0	0	0	0	0	0	0	0	0	0	1	0	0	.192
Mar 19	ORAL ROBERTS	*c	3	2	2	0	0	0	0	1	0	0	0	0	0	0	0	7	0	0	.218
Mar 21	SOUTH CAROLIN	*c	2	1	1	1	0	0	0	2	0	0	0	0	0	0	0	7	0	0	.228
Mar 22	SOUTH CAROLIN	*c	5	1	3	0	0	0	0	0	0	0	0	0	0	0	0	5	0	0	.258
Mar 23	SOUTH CAROLIN	*c	5	2	2	2	0	0	2	0	0	0	0	0	0	0	0	7	2	0	.269
Mar 28	at Vanderbilt	*c	3	1	1	0	0	1	0	2	0	0	0	0	0	0	0	8	0	0	.271
Mar 29	at Vanderbilt	*c	3	0	0	1	0	0	0	0	0	0	1	1	0	0	1	13	0	0	.260
Mar 30	at Vanderbilt	*c	3	1	0	0	0	0	0	1	0	0	0	0	0	0	0	11	2	0	.250
Apr 01	vs Grambling	*c	0	0	0	0	0	0	0	0	0	0	0	0	0	0	0	3	0	0	.250
Apr 05	MISSOURI	*c	2	2	2	2	1	0	0	1	0	0	1	0	0	0	0	9	0	0	.269
Apr 06	MISSOURI-1	*c	2	2	2	1	1	0	0	1	0	0	0	0	0	0	0	7	2	1	.287
Apr 06	MISSOURI-2	*c	4	2	3	0	1	0	0	0	0	0	0	0	0	0	0	11	0	0	.310
Apr 08	ARKANSAS STAT	*c	1	0	1	0	0	0	0	0	0	1	0	0	0	0	0	3	0	0	.318
Apr 11	at Georgia	*c	5	0	1	1	0	0	0	0	0	0	0	0	0	0	1	9	0	0	.311
Apr 12	at Georgia	*c	5	1	1	1	0	0	1	0	0	0	0	0	0	0	2	15	0	0	.305
Apr 13	at Georgia	*c	4	2	2	2	0	0	2	0	0	0	0	1	0	0	2	18	0	0	.313
Apr 17	TEXAS A&M	*c	4	0	1	0	0	0	0	0	0	0	0	0	0	0	1	12	0	0	.311
Apr 18	TEXAS A&M-1	*c	4	0	0	0	0	0	0	0	0	0	0	0	0	0	2	13	0	0	.299
Apr 18	TEXAS A&M-2	*c	3	0	2	0	1	0	0	1	0	0	0	0	0	0	0	8	0	0	.309
Apr 22	LITTLE ROCK	*c	2	2	1	0	1	0	0	1	0	0	0	0	0	0	0	7	1	0	.312
Apr 23	LITTLE ROCK	*c	1	0	0	0	0	0	0	0	0	0	0	0	0	0	1	4	0	0	.310
Apr 25	at Florida	*c	3	0	0	0	0	0	0	1	0	0	0	0	0	0	1	13	0	0	.302
Apr 26	at Florida	*c	3	0	0	0	0	0	0	1	0	0	0	0	0	0	2	10	1	0	.294
Apr 27	at Florida	*c	3	1	1	0	0	0	0	1	0	0	0	0	0	0	1	4	0	0	.295
May 01	TEXAS	*c	3	1	1	0	0	0	0	0	0	0	1	0	0	1	0	13	1	0	.296
May 02	TEXAS	*c	2	1	1	0	0	0	0	2	0	0	1	0	0	0	1	16	1	0	.299
May 03	TEXAS	*c	3	2	0	0	0	0	0	2	1	0	0	0	0	0	1	9	0	0	.292
May 09	at LSU	*c	4	1	2	0	1	0	0	0	0	0	0	0	0	0	1	13	0	0	.299
May 10	at LSU	*c	3	1	2	0	1	0	0	0	0	0	0	0	0	0	1	8	0	0	.307
Totals		42gs	137	36	42	22	8	2	8	26	1	2	6	4	2	1	38	427	16	3	.307

On base pct. .433 • Slugging pct. .569

#10 Brent Iredale - 51 games (All games)

Date	Opponent	Pos	AB	R	H	RBI	2B	3B	HR	BB	SB	CS	HBP	SAC	SF	GDP	K	PO	A	E	Avg
Feb 14	WASHINGTON ST	*3b	4	0	1	1	0	0	0	0	0	0	0	0	1	0	2	3	1	0	.250
Feb 14	WASHINGTON ST	*3b	4	2	3	4	1	0	0	1	0	0	0	0	0	0	0	0	2	0	.500
Feb 15	WASHINGTON ST	*3b	3	2	2	2	0	0	2	1	0	0	0	0	0	0	0	0	3	0	.545
Feb 17	WASHINGTON ST	*3b	4	0	1	2	0	0	0	0	0	0	1	0	0	0	0	0	3	0	.467
Feb 21	vs Kansas State	*3b	3	0	1	0	1	0	0	1	0	0	0	0	0	0	0	0	1	0	.444
Feb 22	vs TCU	*3b	3	1	0	0	0	0	0	1	0	0	0	0	0	0	1	0	0	0	.381
Feb 23	vs Michigan	*3b	3	0	1	1	0	0	0	1	0	0	1	0	0	0	1	1	1	0	.375
Feb 25	GRAMBLING	*3b	1	4	1	0	0	0	0	3	1	0	1	0	0	0	0	0	2	0	.400
Feb 28	CHARLOTTE	*3b	3	2	0	0	0	0	0	1	0	0	1	0	0	0	1	0	5	0	.35
Mar 01	CHARLOTTE	*3b	3	2	2	1	1	0	0	1	0	0	0	0	0	0	0	1	1	0	.387
Mar 02	CHARLOTTE	*3b	4	1	1	0	1	0	0	0	0	0	0	0	0	0	2	0	1	0	.371
Mar 04	ULM	*3b	2	2	2	3	0	0	1	1	0	0	0	0	1	0	0	0	2	0	.405
Mar 05	ULM	*3b	2	0	0	0	0	0	0	2	0	0	0	0	0	0	1	0	1	0	.385
Mar 07	PORTLAND	*3b	4	3	3	8	1	0	2	0	0	0	0	0	0	0	0	0	2	0	.419
Mar 08	PORTLAND	*3b	3	2	1	0	1	0	0	1	1	0	0	0	0	0	2	0	2	0	.413
Mar 09	PORTLAND	*3b	3	1	1	3	0	0	1	1	0	0	0	0	0	0	1	0	4	0	.408
Mar 11	UCA	*3b	2	2	2	4	0	0	1	2	0	0	0	0	0	0	0	0	1	0	.431
Mar 14	at Ole Miss	*3b	2	1	0	0	0	0	0	1	0	0	1	0	0	0	2	0	2	1	.415
Mar 15	at Ole Miss	*3b	2	1	0	1	0	0	0	1	0	0	1	0	1	0	2	0	0	0	.400
Mar 16	at Ole Miss	*3b	4	0	1	0	0	0	0	1	0	0	0	0	0	1	0	0	2	0	.390
Mar 18	ORAL ROBERTS	*3b	1	0	0	1	0	0	0	1	0	0	1	0	1	0	0	0	4	0	.383
Mar 19	ORAL ROBERTS	*3b	2	2	1	1	0	0	0	0	0	0	2	0	0	0	0	1	3	0	.387
Mar 21	SOUTH CAROLIN	*3b	3	1	0	1	0	0	0	1	0	0	0	0	0	0	2	0	2	0	.369
Mar 22	SOUTH CAROLIN	*3b	4	1	1	3	0	0	1	0	0	0	1	0	0	0	2	1	0	0	.362
Mar 23	SOUTH CAROLIN	*3b	4	1	1	5	0	0	1	0	0	0	0	0	1	0	3	0	4	0	.356
Mar 25	MISSOURI STATE	*3b	1	0	0	0	0	0	0	0	0	0	0	0	0	0	1	1	1	0	.351
Mar 28	at Vanderbilt	*3b	3	1	0	0	0	0	0	2	0	0	0	0	0	0	1	0	4	0	.338
Mar 29	at Vanderbilt	*3b	4	2	2	1	0	0	0	1	0	0	0	0	0	0	1	0	2	0	.346
Mar 30	at Vanderbilt	*3b	4	1	2	0	0	0	0	0	0	0	0	0	0	0	2	0	1	0	.353
Apr 01	vs Grambling	*3b	2	1	0	1	0	0	0	1	0	0	1	0	1	0	1	2	2	1	.345
Apr 05	MISSOURI	*3b	3	3	2	2	0	0	1	1	0	0	1	0	0	0	0	0	1	0	.356
Apr 06	MISSOURI-1	*3b	3	0	0	0	0	0	0	1	0	0	1	0	0	0	2	0	2	0	.344
Apr 06	MISSOURI-2	*3b	4	0	1	0	0	0	0	0	0	0	0	0	0	0	1	1	3	0	.340
Apr 08	ARKANSAS STAT	*3b	4	0	0	0	0	0	0	0	0	0	0	0	0	0	3	2	0	0	.327
Apr 11	at Georgia	*3b	3	2	2	1	1	0	0	1	0	0	1	0	0	0	0	0	3	0	.337
Apr 12	at Georgia	*3b	5	0	0	0	0	0	0	0	0	0	0	0	0	0	2	0	0	0	.321
Apr 13	at Georgia	*3b	5	0	0	0	0	0	0	0	0	0	0	0	0	0	2	0	1	0	.307
Apr 15	UAPB	*3b	4	0	0	0	0	0	0	1	0	0	0	0	0	0	1	1	1	0	.297
Apr 17	TEXAS A&M	*3b	4	0	0	0	0	0	0	0	0	0	0	0	0	0	2	1	2	2	.287
Apr 18	TEXAS A&M-1	*3b	3	1	1	3	1	0	0	0	0	0	0	0	1	0	0	1	1	0	.288
Apr 18	TEXAS A&M-2	*3b	4	0	2	0	0	0	0	0	0	0	0	0	0	0	2	1	1	0	.295
Apr 22	LITTLE ROCK	*3b	1	2	1	1	0	0	1	0	0	0	1	0	0	0	0	0	0	0	.300
Apr 23	LITTLE ROCK	*3b	2	0	1	1	0	0	0	2	0	0	0	0	0	0	0	0	6	0	.303
Apr 25	at Florida	*3b	4	0	0	0	0	0	0	0	0	0	0	0	0	0	2	0	2	0	.294
Apr 26	at Florida	*3b	5	1	2	1	1	0	0	0	1	0	0	0	1	0	1	1	1	0	.298
Apr 27	at Florida	*3b	4	0	1	0	0	0	0	1	0	0	0	0	0	0	1	1	2	0	.297
May 01	TEXAS	*3b	4	1	1	0	1	0	0	0	0	0	0	0	0	0	1	0	0	0	.295
May 02	TEXAS	*3b	2	2	1	1	0	0	1	1	0	0	2	0	0	0	0	2	1	0	.298
May 03	TEXAS	*3b	3	3	2	0	0	0	0	2	0	0	0	0	0	0	1	0	2	0	.305
May 09	at LSU	*3b	4	0	0	0	0	0	0	0	0	0	1	0	0	0	3	0	3	0	.297
May 10	at LSU	*3b	3	0	0	0	0	0	0	0	0	0	0	0	0	0	3	2	2	1	.292
Totals		50gs	161	51	47	53	10	0	12	36	3	0	18	0	7	2	54	23	93	5	.292

On base pct. .455 • Slugging pct. .578

#16 Aiden Jimenez - 1 game (All games)

Date	Opponent	Pos	AB	R	H	RBI	2B	3B	HR	BB	SB	CS	HBP	SAC	SF	GDP	K	PO	A	E	Avg
Apr 13	at Georgia	p	0	0	0	0	0	0	0	0	0	0	0	0	0	0	0	1	1	0	.000
Totals		0qs	0	0	0	0	0	0	0	0	0	0	0	0	0	0	0	1	1	0	.000

On base pct. .000 • Slugging pct. .000



#16 Aiden Jimenez - 16 appearances (All games)

Date	Opponent	GS	IP	H	R	ER	BB	SO	2B	3B	HR	WP	BK	HBP	IBB	Score	W-L	Sv	ERA	NP
Feb 14	WASHINGTON ST		1.0	2	1	1	0	0	1	0	0	0	0	0	0	14-2	0-0	0	9.00	14
Feb 25	GRAMBLING		1.0	2	1	1	1	1	1	0	0	0	0	0	0	14-3	0-0	0	9.00	23
Mar 01	CHARLOTTE		2.0	2	0	0	1	4	0	0	0	0	0	0	0	8-5	1-0	0	4.50	28
Mar 04	ULM		1.0	2	0	0	0	1	0	0	0	0	0	0	0	14-1	1-0	0	3.60	14
Mar 09	PORTLAND		1.0	0	0	0	0	0	0	0	0	0	0	0	0	5-3	1-0	0	3.00	13
Mar 15	at Ole Miss		3.0	0	0	0	0	6	0	0	0	0	0	0	0	12-3	1-0	1	2.00	35
Mar 22	SOUTH CAROLIN		4.1	4	0	0	0	4	0	0	0	0	0	1	0	12-3	2-0	1	1.35	45
Mar 28	at Vanderbilt		0.1	0	0	0	0	0	0	0	0	0	0	0	0	9-0	2-0	1	1.32	3
Mar 29	at Vanderbilt		3.1	3	1	1	0	4	0	0	0	1	0	0	0	6-4	3-0	1	1.59	57
Apr 06	MISSOURI-1		2.0	0	0	0	0	2	0	0	0	0	0	0	0	14-4	3-0	1	1.42	27
Apr 11	at Georgia		2.1	0	0	0	1	2	0	0	0	0	0	0	0	13-3	4-0	1	1.27	31
Apr 13	at Georgia		2.2	1	1	1	0	2	1	0	0	0	0	1	0	6-7	4-0	1	1.50	28
Apr 18	TEXAS A&M-2		2.0	2	2	2	0	1	0	0	1	0	0	0	0	2-9	4-1	1	2.08	28
Apr 26	at Florida		2.2	3	0	0	0	3	1	0	0	0	0	0	0	7-0	4-1	1	1.88	39
May 02	TEXAS		2.0	1	0	0	1	1	0	0	0	0	0	0	0	6-1	4-1	1	1.76	33
May 09	at LSU		0.1	2	2	2	2	1	0	0	0	0	0	0	0	4-5	4-1	1	2.32	23
Totals		0	31.0	24	8	8	6	32	4	0	1	1	0	2	0	146-53	4-1	1	2.32	-



III INDIVIDUAL GAME-BY-GAME

#25 Kuhio Aloy - 47 games (All games)

Date	Opponent	Pos	AB	R	H	RBI	2B	3B	HR	BB	SB	CS	HBP	SAC	SF	GDP	K	PO	A	E	Avg	
Feb 14	WASHINGTON ST	*dh	4	2	2	3	1	0	1	1	0	0	0	0	0	0	1	0	0	0	.500	
Feb 17	WASHINGTON ST	*dh	3	2	1	1	0	0	1	2	0	0	0	0	0	0	2	0	0	0	.429	
Feb 21	vs Kansas State	*dh	4	1	1	1	0	0	1	0	0	0	0	0	0	0	2	0	0	0	.364	
Feb 22	vs TCU	ph	1	0	1	2	1	0	0	0	0	0	0	0	0	0	0	0	0	0	.417	
Feb 25	GRAMBLING	*dh	4	2	4	2	1	0	0	1	0	0	0	0	0	0	0	0	0	0	.562	
Feb 28	CHARLOTTE	*dh	4	2	2	3	1	0	0	1	0	0	0	0	0	0	0	0	0	0	.550	
Mar 01	CHARLOTTE	*dh	3	2	2	3	1	0	1	1	0	0	0	0	0	0	1	0	0	0	.565	
Mar 02	CHARLOTTE	*dh	4	0	2	1	0	0	0	0	0	0	0	0	0	0	0	0	0	0	.556	
Mar 04	ULM	*dh	5	2	3	6	0	0	1	0	0	0	0	0	0	1	1	0	0	0	.562	
Mar 05	ULM	*dh	4	1	2	4	0	0	1	1	0	0	0	0	0	0	0	0	0	0	.556	
Mar 07	PORTLAND	*dh	4	3	2	3	1	0	0	1	0	0	0	0	0	0	0	0	0	0	.550	
Mar 08	PORTLAND	*dh	3	0	0	0	0	0	0	1	0	0	0	0	0	0	1	0	0	0	.512	
Mar 09	PORTLAND	*dh	4	0	0	0	0	0	0	0	0	0	0	0	0	0	0	0	0	0	.468	
Mar 11	UCA	*dh	3	3	1	2	0	0	1	1	0	0	1	0	0	0	0	0	0	0	.460	
Mar 14	at Ole Miss	*dh	5	2	3	0	1	0	0	0	0	0	0	0	0	0	1	0	0	0	.473	
Mar 15	at Ole Miss	*dh	5	1	1	1	0	0	1	0	0	0	0	0	0	0	2	0	0	0	.450	
Mar 16	at Ole Miss	*dh	6	0	1	1	0	0	0	0	0	0	0	0	0	0	3	0	0	0	.424	
Mar 18	ORAL ROBERTS	*dh	5	0	2	1	0	0	0	0	0	0	0	0	0	1	2	0	0	0	.423	
Mar 19	ORAL ROBERTS	*dh	3	1	1	1	0	0	0	2	0	0	0	0	0	0	2	0	0	0	.419	
Mar 21	SOUTH CAROLIN	*dh	3	1	1	0	1	0	0	1	0	0	0	0	0	0	1	0	0	0	.416	
Mar 22	SOUTH CAROLIN	*dh	4	1	2	2	0	0	0	1	0	0	0	0	0	0	2	0	0	0	.420	
Mar 23	SOUTH CAROLIN	*dh	3	1	1	0	0	0	0	1	0	0	1	0	0	0	0	0	0	0	.417	
Mar 25	MISSOURI STATE	*dh	5	2	1	0	0	0	0	1	0	0	0	0	0	0	2	0	0	0	.404	
Mar 28	at Vanderbilt	*dh	5	0	1	1	1	0	0	0	0	0	0	0	0	0	3	0	0	0	.394	
Mar 29	at Vanderbilt	*dh	4	0	1	0	0	0	0	1	0	0	0	0	0	0	1	0	0	0	.388	
Mar 30	at Vanderbilt	*dh	4	0	0	0	0	0	0	0	0	0	0	0	0	0	2	0	0	0	.373	
Apr 01	vs Grambling	*dh	4	1	2	1	0	0	0	0	0	0	1	0	0	0	1	0	0	0	.377	
Apr 05	MISSOURI	*dh	4	2	0	0	0	0	0	1	0	0	1	0	0	0	4	0	0	0	.364	
Apr 06	MISSOURI-1	*dh	5	2	2	1	0	0	0	0	0	0	0	0	0	0	2	0	0	0	.365	
Apr 06	MISSOURI-2	*dh	5	1	3	3	2	0	0	0	0	0	0	0	0	0	1	0	0	0	.375	
Apr 08	ARKANSAS STAT	*dh	4	1	1	2	0	0	1	0	0	0	0	0	0	0	2	0	0	0	.371	
Apr 11	at Georgia	*dh	4	2	3	3	0	0	0	1	0	0	0	0	0	0	1	0	0	0	.383	
Apr 12	at Georgia	*dh	4	1	2	2	0	0	1	1	0	0	0	0	0	0	2	0	0	0	.386	
Apr 13	at Georgia	*dh	5	0	0	0	0	0	0	0	0	0	0	0	0	0	3	0	0	0	.372	
Apr 15	UAPB	*of	5	3	4	4	0	0	1	0	0	0	0	0	0	0	1	0	0	1	.387	
Apr 17	TEXAS A&M	*dh	4	0	1	1	1	0	0	0	0	0	0	0	0	1	1	0	0	0	.384	
Apr 18	TEXAS A&M-1	*dh	4	1	3	1	0	0	0	0	0	0	0	0	0	1	0	0	0	0	.393	
Apr 18	TEXAS A&M-2	*dh	3	0	0	1	0	0	0	0	0	0	0	0	1	0	1	0	0	0	.386	
Apr 22	LITTLE ROCK	*dh	3	0	0	0	0	0	0	0	0	0	0	0	0	0	1	0	0	0	.378	
Apr 25	at Florida	*dh	4	0	1	0	0	0	0	0	0	0	0	0	0	0	1	0	0	0	.375	
Apr 26	at Florida	*dh	5	1	2	2	0	0	0	0	0	0	0	0	0	0	0	0	0	0	.376	
Apr 27	at Florida	*dh	5	0	1	0	1	0	0	0	0	0	0	0	0	0	2	0	0	0	.371	
May 01	TEXAS	*dh	4	0	1	1	0	0	0	0	0	0	0	0	0	0	1	0	0	0	.368	
May 02	TEXAS	*dh	5	0	1	3	1	0	0	0	0	0	0	0	0	0	1	0	0	0	.363	
May 03	TEXAS	*dh	5	1	1	2	0	0	1	0	0	0	0	0	0	0	3	0	0	0	.359	
May 09	at LSU	*dh	3	1	1	1	0	0	1	2	0	0	0	0	0	0	1	0	0	0	.358	
May 10	at LSU	*dh	4	0	1	0	0	0	0	0	0	0	0	0	0	0	0	0	0	0	.356	
Totals			46gs	191	46	68	66	14	0	13	22	0	0	4	0	1	4	58	0	0	1	.356

On base pct. .431 • Slugging pct. .634

#8 Cam Kozeal - 46 games (All games)

Date	Opponent	Pos	AB	R	H	RBI	2B	3B	HR	BB	SB	CS	HBP	SAC	SF	GDP	K	PO	A	E	Avg
Feb 14	WASHINGTON ST	*2b	4	2	2	0	2	0	0	0	0	0	0	0	0	0	1	4	2	0	.500
Feb 17	WASHINGTON ST	*2b	4	2	1	0	0	0	0	0	0	0	0	0	0	0	1	2	4	0	.375
Feb 21	vs Kansas State	ph/1	2	0	1	0	1	0	0	0	0	0	0	0	0	0	0	3	0	0	.400
Feb 22	vs TCU	*1b	3	0	0	0	0	0	0	0	0	0	0	1	0	0	1	5	2	0	.308
Feb 23	vs Michigan	*1b	5	0	1	1	0	0	0	0	0	0	0	0	0	0	0	4	1	0	.278
Feb 28	CHARLOTTE	*1b/2	5	1	2	1	0	0	0	0	0	0	0	0	0	0	2	6	1	0	.304
Mar 01	CHARLOTTE	*1b	4	0	1	0	0	0	0	0	0	0	0	0	0	0	1	3	0	0	.296
Mar 02	CHARLOTTE	ph	1	0	1	0	0	0	0	0	0	0	0	0	0	0	0	0	0	0	.321
Mar 04	ULM	*1b	4	1	2	2	0	0	1	0	0	0	0	0	0	0	0	5	0	0	.344
Mar 07	PORTLAND	*1b	4	0	0	1	0	0	0	0	0	0	0	0	0	0	1	9	0	0	.306
Mar 08	PORTLAND	*1b	4	0	1	0	0	0	0	0	0	1	0	0	0	0	1	5	0	0	.300
Mar 11	UCA	*1b	3	1	2	3	0	0	1	1	1	0	0	0	0	0	0	5	0	0	.326
Mar 14	at Ole Miss	ph/2	2	0	1	1	0	0	0	0	0	0	0	0	0	0	1	0	0	0	.333
Mar 15	at Ole Miss	*2b/1	5	2	3	1	1	0	0	0	0	0	0	0	0	0	0	1	2	1	.360
Mar 16	at Ole Miss	*1b	4	1	2	2	0	0	0	1	0	0	0	0	0	0	0	4	1	0	.370
Mar 18	ORAL ROBERTS	*1b	3	0	0	0	0	0	0	1	0	0	0	0	0	1	0	10	0	0	.351
Mar 19	ORAL ROBERTS	*1b/2	5	1	2	2	1	0	0	0	0	0	0	0	0	0	0	4	1	0	.355
Mar 21	SOUTH CAROLIN	*1b	4	2	2	0	1	0	0	0	0	0	0	0	0	0	1	6	0	0	.364
Mar 22	SOUTH CAROLIN	*1b	4	2	2	0	0	0	0	0	0	1	0	0	0	0	0	6	0	0	.371
Mar 23	SOUTH CAROLIN	*1b	4	0	1	1	0	0	0	1	0	0	0	0	0	0	1	9	1	0	.365
Mar 25	MISSOURI STATE	*1b	4	2	2	1	0	0	0	1	0	0	1	0	0	0	0	8	0	0	.372
Mar 28	at Vanderbilt	*1b	5	2	3	5	0	0	2	0	0	0	0	0	0	0	1	7	2	0	.386
Mar 29	at Vanderbilt	*1b	4	1	1	3	0	0	1	0	0	0	0	1	0	0	1	8	1	0	.379
Mar 30	at Vanderbilt	*1b	3	1	1	0	0	0	0	1	1	0	0	0	0	0	1	3	0	0	.378
Apr 01	vs Grambling	ph/1	1	0	0	0	0	0	0	0	0	0	0	0	0	0	0	0	0	0	.374
Apr 05	MISSOURI	*1b/2	5	3	4	5	1	0	0	1	0	0	0	0	0	0	1	6	0	0	.396
Apr 06	MISSOURI-1	*1b	2	2	2	2	1	0	0	2	0	0	0	0	1	0	0	5	1	0	.408
Apr 06	MISSOURI-2	*1b	5	3	3	6	1	0	2	0	0	0	0	0	0	0	1	5	0	0	.417
Apr 08	ARKANSAS STAT	*1b	4	1	1	0	1	0	0	0	0	0	0	0	0	0	3	10	0	0	.411
Apr 11	at Georgia	*1b	5	2	1	1	0	0	0	0	0	0	0	0	0	0	1	6	0	0	.402
Apr 12	at Georgia	*1b	4	2	2	0	2	0	0	1	0	0	0	0	0	0	0	3	0	0	.405
Apr 13	at Georgia	*1b	6	0	1	1	0	0	0	0	0	0	0	0	0	0	2	10	1	0	.393
Apr 15	UAPB	*2b	4	1	2	3	0	0	1	0	0	0	0	0	1	0	0	3	3	1	.397
Apr 17	TEXAS A&M	*1b	4	0	0	1	0	0	0	0	0	0	0	0	0	0	0	7	1	0	.385
Apr 18	TEXAS A&M-1	*2b	4	0	0	1	0	0	0	0	0	0	0	0	0	0	0	0	1	0	.373
Apr 18	TEXAS A&M-2	*2b/1	4	0	0	0	0	0	0	0	0	0	0	0	0	0	3	3	1	1	.362
Apr 22	LITTLE ROCK	*1b	4	1	3	0	1	0	0	0	0	0	0	0	0	0	1	6	0	0	.373
Apr 23	LITTLE ROCK	*1b	3	0	0	0	0	0	0	1	0	0	0	0	0	0	0	10	0	0	.366
Apr 25	at Florida	*1b	4	1	1	1	0	0	1	0	0	0	0	0	0	0	3	4	0	0	.362
Apr 26	at Florida	ph/1	3	1	1	2	0	0	1	0	0	0	0	0	0	0	2	4	0	1	.362
Apr 27	at Florida	*1b	4	0	2	2	1	0	0	1	0	0	0	0	0	0	0	7	0	0	.365
May 01	TEXAS	*2b	4	1	1	3	0	0	1	0	0	0	0	0	0	0	2	3	1	0	.363
May 02	TEXAS	*2b	5	0	0	0	0	0	0	0	0	0	0	0	0	0	1	1	1	0	.352
May 03	TEXAS	*2b	5	0	0	0	0	0	0	0	0	0	0	0	0	0	3	1	1	0	.341
May 09	at LSU	*2b	4	1	1	1	0	0	1	1	0	0	0	0	0	1	2	2	3	0	.339
May 10	at LSU	*2b	3	0	1	0	0	0	0	0	0	0	0	0	0	0	1	3	0	0	.339
Totals		41gs	177	40	60	53	14	0	12	13	2	1	2	2	2	2	40	216	32	4	.339

On base pct. .387 • Slugging pct. .621



III INDIVIDUAL GAME-BY-GAME

#22 Logan Maxwell - 37 games (All games)

Date	Opponent	Pos	AB	R	H	RBI	2B	3B	HR	BB	SB	CS	HBP	SAC	SF	GDP	K	PO	A	E	Avg
Feb 14	WASHINGTON ST	*dh	3	0	1	1	0	0	0	1	0	0	0	0	1	0	0	0	0	0	.333
Feb 15	WASHINGTON ST	*dh	4	0	1	0	0	0	0	0	0	0	0	0	0	0	0	0	0	0	.286
Feb 22	vs TCU	*dh	3	1	0	0	0	0	0	1	0	0	0	0	0	0	1	0	0	0	.200
Feb 23	vs Michigan	*dh	3	1	0	0	0	0	0	2	0	0	0	0	0	1	0	0	0	0	.154
Feb 25	GRAMBLING	*of	4	3	2	1	0	0	0	1	0	0	0	0	0	0	0	0	0	0	.235
Feb 28	CHARLOTTE	*of	5	2	2	2	0	0	1	0	0	0	0	0	0	0	3	0	0	0	.273
Mar 01	CHARLOTTE	*of	4	1	1	2	0	0	1	1	0	0	0	0	0	0	1	0	0	0	.269
Mar 02	CHARLOTTE	*of	5	0	3	1	0	0	0	0	0	0	0	0	0	0	0	5	0	0	.323
Mar 04	ULM	*of	4	1	2	0	0	0	0	1	0	0	0	0	0	0	1	1	0	0	.343
Mar 07	PORTLAND	*of	2	2	1	0	0	0	0	1	0	0	0	0	0	0	0	0	0	0	.351
Mar 11	UCA	*of	4	1	0	0	0	0	0	0	0	0	1	0	0	0	2	1	0	0	.317
Mar 14	at Ole Miss	*of/of	5	1	1	2	0	0	1	0	0	0	0	0	0	1	1	4	0	0	.304
Mar 15	at Ole Miss	*of	5	2	3	1	0	0	1	0	0	0	0	0	0	0	0	0	0	0	.333
Mar 16	at Ole Miss	*of/of	4	2	3	1	1	0	0	1	0	0	0	0	0	0	0	1	0	0	.364
Mar 18	ORAL ROBERTS	*of	2	0	0	0	0	0	0	0	0	0	1	0	0	0	0	2	0	0	.351
Mar 19	ORAL ROBERTS	*of	2	1	1	2	0	0	1	2	0	1	0	0	0	0	0	0	0	0	.356
Mar 21	SOUTH CAROLIN	*of	3	2	2	2	0	0	1	0	0	0	1	0	0	0	1	3	0	0	.371
Mar 22	SOUTH CAROLIN	*of	2	1	0	0	0	0	0	1	0	0	2	0	0	0	1	4	0	0	.359
Mar 23	SOUTH CAROLIN	*of	3	1	2	0	0	0	0	0	0	0	0	1	0	0	0	0	0	0	.373
Mar 25	MISSOURI STATE	*of	4	1	2	0	0	0	0	0	0	0	0	1	0	0	1	1	0	0	.380
Mar 28	at Vanderbilt	*of	4	3	2	1	1	0	1	1	0	0	0	0	0	0	1	2	0	0	.387
Mar 29	at Vanderbilt	*of	5	1	1	0	0	0	0	0	0	0	0	0	0	0	0	1	0	0	.375
Mar 30	at Vanderbilt	*of	3	1	1	1	0	0	1	1	0	0	0	0	0	0	1	1	0	0	.373
Apr 05	MISSOURI	*of	2	3	1	1	0	0	1	3	0	0	0	0	0	0	1	1	0	0	.376
Apr 06	MISSOURI-1	*of	3	0	2	1	0	0	0	0	0	0	1	0	0	0	0	0	0	0	.386
Apr 11	at Georgia	*of	5	1	1	1	1	0	0	0	0	0	0	0	0	0	2	2	0	0	.376
Apr 12	at Georgia	*of	4	0	1	1	0	0	0	0	0	0	1	0	0	0	2	2	0	0	.371
Apr 13	at Georgia	*of	4	0	0	0	0	0	0	0	0	0	0	0	0	0	1	1	0	0	.356
Apr 15	UAPB	*dh	4	3	2	0	0	0	0	1	0	0	0	0	0	0	0	0	0	0	.362
Apr 17	TEXAS A&M	*of	3	1	0	0	0	0	0	1	0	0	0	0	0	0	0	0	0	0	.352
Apr 18	TEXAS A&M-1	ph	0	0	0	0	0	0	0	0	0	0	1	0	0	0	0	0	0	0	.352
Apr 18	TEXAS A&M-2	*of	4	0	1	1	0	0	0	0	0	0	0	0	1	0	2	0	0	0	.348
Apr 22	LITTLE ROCK	*of	3	0	1	2	0	0	0	1	0	0	0	0	0	0	1	1	0	0	.348
Apr 23	LITTLE ROCK	*dh	3	0	1	0	0	0	0	1	0	0	0	0	0	0	1	0	0	0	.347
Apr 25	at Florida	*of	2	0	0	0	0	0	0	0	0	0	0	0	0	0	2	1	0	0	.342
May 09	at LSU	*of	4	0	0	0	0	0	0	0	0	0	0	0	0	1	0	0	0	0	.331
May 10	at LSU	*of	3	0	1	1	0	0	0	0	0	0	0	0	1	0	1	1	0	0	.331
Totals		36gs	127	36	42	25	3	0	9	21	0	1	8	2	3	3	27	35	0	0	.331

On base pct. .447 • Slugging pct. .567

#41 Will McEntire - 2 games (All games)

Date	Opponent	Pos	AB	R	H	RBI	2B	3B	HR	BB	SB	CS	HBP	SAC	SF	GDP	K	PO	A	E	Avg
Feb 21	vs Kansas State	p	0	0	0	0	0	0	0	0	0	0	0	0	0	0	0	0	1	0	.000
Mar 22	SOUTH CAROLIN	p	0	0	0	0	0	0	0	0	0	0	0	0	0	0	0	0	1	0	.000
Totals		0gs	0	0	0	0	0	0	0	0	0	0	0	0	0	0	0	0	2	0	.000

On base pct. .000 • Slugging pct. .000

#41 Will McEntire - 15 appearances (All games)

Date	Opponent	GS	IP	H	R	ER	BB	SO	2B	3B	HR	WP	BK	HBP	IBB	Score	W-L	Sv	ERA	NP
Feb 14	WASHINGTON ST		2.2	2	1	1	0	3	0	0	1	0	0	0	0	3-2	0-0	0	3.38	37
Feb 21	vs Kansas State		1.0	1	0	0	0	0	0	0	0	1	0	0	0	2-3	0-0	0	2.45	10
Feb 23	vs Michigan		1.0	2	2	2	1	0	0	0	2	0	0	0	0	8-6	0-0	0	5.79	29
Mar 02	CHARLOTTE		1.0	0	0	0	0	1	0	0	0	0	0	0	0	4-3	1-0	0	4.76	9
Mar 05	ULM		1.0	0	0	0	0	2	0	0	0	0	0	0	0	15-3	1-0	0	4.05	13
Mar 11	UCA		1.0	0	0	0	0	2	0	0	0	0	0	1	0	9-2	1-0	0	3.52	17
Mar 16	at Ole Miss		3.1	2	1	1	0	5	1	0	1	0	0	0	0	12-9	1-0	0	3.27	40
Mar 22	SOUTH CAROLIN		3.0	1	0	0	0	1	0	0	0	0	0	0	0	12-3	1-0	1	2.57	30
Mar 25	MISSOURI STATE		0.0	3	3	2	1	0	1	0	0	0	0	0	0	13-14	1-0	1	3.86	17
Apr 05	MISSOURI		1.0	0	0	0	0	2	0	0	0	0	0	0	0	21-3	1-0	1	3.60	13
Apr 15	UAPB		2.0	0	0	0	0	3	0	0	0	0	0	0	0	13-3	1-0	1	3.18	29
Apr 18	TEXAS A&M-2		0.2	1	0	0	0	0	0	0	0	0	0	0	0	2-9	1-0	1	3.06	14
Apr 23	LITTLE ROCK		1.0	0	0	0	0	2	0	0	0	0	0	0	0	4-0	1-0	1	2.89	16
Apr 27	at Florida		1.0	2	1	1	0	0	2	0	0	0	0	0	0	5-9	1-0	1	3.20	17
May 01	TEXAS		1.0	0	0	0	1	3	0	0	0	0	0	0	0	9-0	1-0	1	3.05	21
Totals		0	20.2	14	8	7	3	24	4	0	4	1	0	1	0	132-69	1-0	1	3.05	-

#26 Tate McGuire - 4 games (All games)

Date	Opponent	Pos	AB	R	H	RBI	2B	3B	HR	BB	SB	CS	HBP	SAC	SF	GDP	K	PO	A	E	Avg
Feb 21	vs Kansas State	p	0	0	0	0	0	0	0	0	0	0	0	0	0	0	0	1	1	0	.000
Mar 05	ULM	p	0	0	0	0	0	0	0	0	0	0	0	0	0	0	0	0	1	0	.000
Apr 01	vs Grambling	*p	0	0	0	0	0	0	0	0	0	0	0	0	0	0	0	0	1	0	.000
Apr 08	ARKANSAS STAT	*p	0	0	0	0	0	0	0	0	0	0	0	0	0	0	0	0	1	0	.000
Totals		2gs	0	0	0	0	0	0	0	0	0	0	0	0	0	0	0	1	4	0	.000

On base pct. .000 • Slugging pct. .000

#26 Tate McGuire - 14 appearances (All games)

Date	Opponent	GS	IP	H	R	ER	BB	SO	2B	3B	HR	WP	BK	HBP	IBB	Score	W-L	Sv	ERA	NP
Feb 14	WASHINGTON ST		1.0	1	0	0	0	1	0	0	0	0	0	0	0	14-2	0-0	0	0.00	7
Feb 21	vs Kansas State		1.1	2	1	1	0	1	1	0	0	0	0	0	0	2-3	0-1	0	3.86	15
Feb 23	vs Michigan		0.1	0	0	0	0	0	0	0	0	0	0	0	0	8-6	0-1	1	3.38	5
Mar 01	CHARLOTTE		0.2	1	2	2	1	1	0	0	1	0	0	0	0	8-5	0-1	1	8.10	19
Mar 05	ULM		2.0	0	0	0	0	2	0	0	0	0	0	0	0	15-3	0-1	1	5.06	25
Mar 14	at Ole Miss		1.1	3	1	1	1	1	1	0	0	0	0	0	0	6-10	0-1	1	5.40	25
Mar 19	ORAL ROBERTS		3.0	0	0	0	0	2	0	0	0	0	0	0	0	16-0	0-1	1	3.72	31
Mar 25	MISSOURI STATE		1.2	1	1	1	1	1	0	0	1	0	0	0	0	13-14	0-2	1	3.97	26
Apr 01	vs Grambling	*	4.0	1	1	1	2	4	1	0	0	0	0	2	0	7-4	1-2	1	3.52	59
Apr 08	ARKANSAS STAT	*	3.0	5	2	2	1	2	2	0	0	1	0	0	0	7-3	1-2	1	3.93	47
Apr 15	UAPB	*	3.0	4	3	3	0	5	0	0	1	0	0	0	0	13-3	2-2	1	4.64	50
Apr 22	LITTLE ROCK	*	5.0	3	0	0	2	3	0	0	0	1	0	1	0	10-0	3-2	1	3.76	67
Apr 27	at Florida		0.2	0	0	0	0	0	0	0	0	0	0	0	0	5-9	3-2	1	3.67	2
May 10	at LSU		0.2	2	3	3	1	1	0	0	1	0	0	0	0	3-13	3-2	1	4.55	20
Totals		4	27.2	23	14	14	9	24	5	0	4	2	0	3	0	127-75	3-2	1	4.55	-



III INDIVIDUAL GAME-BY-GAME

#1 Rocco Peppi - 18 games (All games)

Date	Opponent	Pos	AB	R	H	RBI	2B	3B	HR	BB	SB	CS	HBP	SAC	SF	GDP	K	PO	A	E	Avg
Feb 14	WASHINGTON ST	*1b	4	0	0	0	0	0	0	0	0	0	0	0	0	0	0	4	0	1	.000
Feb 14	WASHINGTON ST	*of	1	2	1	1	1	0	0	2	0	0	1	0	0	0	0	2	0	0	.200
Feb 15	WASHINGTON ST	*1b	4	0	0	0	0	0	0	0	0	0	0	0	0	0	2	6	0	0	.111
Feb 17	WASHINGTON ST	*1b	2	0	0	0	0	0	0	0	0	0	1	0	0	0	0	7	1	0	.091
Feb 21	vs Kansas State	*1b	2	0	0	0	0	0	0	0	0	0	0	0	0	0	0	8	1	0	.077
Feb 25	GRAMBLING	*1b	3	1	2	4	0	0	0	0	0	0	1	0	0	0	0	8	1	0	.188
Feb 28	CHARLOTTE	ph/1	2	1	1	2	1	0	0	0	0	0	1	0	0	0	0	1	0	0	.222
Mar 02	CHARLOTTE	*1b	2	0	0	1	0	0	0	0	0	0	0	0	1	0	1	4	1	0	.200
Mar 05	ULM	*1b	3	2	0	0	0	0	0	2	0	0	0	0	0	1	0	5	3	0	.174
Mar 09	PORTLAND	*1b	3	0	1	0	0	0	0	0	0	0	0	0	0	0	1	6	0	0	.192
Mar 14	at Ole Miss	*1b	4	0	2	0	0	0	0	0	0	0	0	0	0	0	1	5	0	0	.233
Mar 15	at Ole Miss	*1b	4	1	1	1	0	0	0	0	0	0	0	0	0	0	1	4	2	0	.235
Mar 16	at Ole Miss	ph/of	2	0	2	0	0	0	0	0	0	0	0	0	0	0	0	0	0	0	.278
Apr 18	TEXAS A&M-1	*1b	1	0	0	0	0	0	0	0	0	0	1	0	0	0	0	3	0	0	.270
Apr 18	TEXAS A&M-2	*1b	3	0	0	0	0	0	0	0	0	0	0	0	0	0	2	4	1	0	.250
Apr 26	at Florida	*1b	1	0	0	0	0	0	0	1	0	0	0	0	0	0	0	3	0	0	.244
May 02	TEXAS	*1b	3	0	0	0	0	0	0	0	0	0	0	0	0	0	1	2	0	0	.227
May 10	at LSU	1b	0	0	0	0	0	0	0	0	0	0	0	0	0	0	0	1	0	0	.227
Totals		15gs	44	7	10	9	2	0	0	5	0	0	5	0	1	1	9	73	10	1	.227

On base pct. .364 • Slugging pct. .273

#18 Reese Robinett - 18 games (All games)

Date	Opponent	Pos	AB	R	H	RBI	2B	3B	HR	BB	SB	CS	HBP	SAC	SF	GDP	K	PO	A	E	Avg
Feb 15	WASHINGTON ST	1b	0	0	0	0	0	0	0	0	0	0	0	0	0	0	0	2	0	0	.000
Feb 17	WASHINGTON ST	ph/1	1	0	0	0	0	0	0	1	0	0	0	0	0	0	1	2	1	0	.000
Feb 25	GRAMBLING	1b	1	0	0	0	0	0	0	0	0	0	0	0	0	0	1	2	0	0	.000
Feb 28	CHARLOTTE	1b	0	0	0	0	0	0	0	0	0	0	0	0	0	0	0	2	0	0	.000
Mar 01	CHARLOTTE	1b	0	0	0	0	0	0	0	0	0	0	0	0	0	0	0	3	0	0	.000
Mar 02	CHARLOTTE	1b	1	0	0	0	0	0	0	0	0	0	0	0	0	0	1	0	0	0	.000
Mar 05	ULM	3b	1	0	0	0	0	0	0	0	0	0	0	0	0	0	0	0	0	0	.000
Mar 09	PORTLAND	1b	1	0	0	0	0	0	0	0	0	0	0	0	0	0	1	5	0	0	.000
Mar 15	at Ole Miss	1b	0	0	0	0	0	0	0	0	0	0	0	0	0	0	0	0	0	0	.000
Mar 19	ORAL ROBERTS	1b	1	0	0	0	0	0	0	0	0	0	0	0	0	0	0	3	0	0	.000
Apr 15	UAPB	*1b	5	1	3	1	3	0	0	0	0	0	0	0	0	0	0	7	0	0	.273
Apr 18	TEXAS A&M-1	pr/1b	1	1	0	0	0	0	0	0	0	0	0	0	0	0	0	4	0	0	.250
Apr 22	LITTLE ROCK	3b	1	1	1	0	0	0	0	1	0	0	0	0	0	0	0	0	1	0	.308
May 01	TEXAS	*1b	3	0	1	0	0	0	0	1	0	0	0	0	0	0	1	8	0	0	.312
May 02	TEXAS	1b	1	0	0	1	0	0	0	1	0	0	0	0	0	0	0	1	0	0	.294
May 03	TEXAS	*1b	5	2	2	6	0	0	2	0	0	0	0	0	0	0	0	6	0	0	.318
May 09	at LSU	*1b	5	0	1	0	0	0	0	0	0	0	0	0	0	0	3	10	0	0	.296
May 10	at LSU	*1b/3	1	1	0	0	0	0	0	2	0	0	0	0	0	0	1	0	1	0	.286
Totals		5gs	28	6	8	8	3	0	2	6	0	0	0	0	0	0	9	55	3	0	.286

On base pct. .412 • Slugging pct. .607

#33 Zach Root - 9 games (All games)

Date	Opponent	Pos	AB	R	H	RBI	2B	3B	HR	BB	SB	CS	HBP	SAC	SF	GDP	K	PO	A	E	Avg
Feb 14	WASHINGTON ST	*p	0	0	0	0	0	0	0	0	0	0	0	0	0	0	0	1	0	0	.000
Mar 01	CHARLOTTE	*p	0	0	0	0	0	0	0	0	0	0	0	0	0	0	0	0	1	0	.000
Mar 14	at Ole Miss	*p	0	0	0	0	0	0	0	0	0	0	0	0	0	0	0	0	1	0	.000
Mar 21	SOUTH CAROLIN	*p	0	0	0	0	0	0	0	0	0	0	0	0	0	0	0	0	1	0	.000
Mar 28	at Vanderbilt	*p	0	0	0	0	0	0	0	0	0	0	0	0	0	0	0	1	0	0	.000
Apr 05	MISSOURI	*p	0	0	0	0	0	0	0	0	0	0	0	0	0	0	0	0	1	0	.000
Apr 25	at Florida	*p	0	0	0	0	0	0	0	0	0	0	0	0	0	0	0	0	0	1	.000
May 01	TEXAS	*p	0	0	0	0	0	0	0	0	0	0	0	0	0	0	0	0	1	0	.000
May 09	at LSU	*p	0	0	0	0	0	0	0	0	0	0	0	0	0	0	0	1	1	0	.000
Totals		9gs	0	0	0	0	0	0	0	0	0	0	0	0	0	0	0	3	6	1	.000

On base pct. .000 • Slugging pct. .000

#33 Zach Root - 13 appearances (All games)

Date	Opponent	GS	IP	H	R	ER	BB	SO	2B	3B	HR	WP	BK	HBP	IBB	Score	W-L	Sv	ERA	NP	
Feb 14	WASHINGTON ST	*	5.0	2	1	1	1	8	0	0	0	0	0	0	1	0	14-2	1-0	0	1.80	75
Feb 22	vs TCU	*	5.0	2	1	1	2	10	0	0	0	1	0	1	0	0	2-1	1-0	0	1.80	81
Mar 01	CHARLOTTE	*	5.1	5	3	3	2	8	3	0	0	0	0	0	1	0	8-5	1-0	0	2.93	97
Mar 08	PORTLAND	*	6.0	3	0	0	1	10	1	0	0	0	0	0	0	0	10-0	2-0	0	2.11	80
Mar 14	at Ole Miss	*	3.0	10	7	7	2	3	4	0	2	0	0	0	1	0	6-10	2-1	0	4.44	74
Mar 21	SOUTH CAROLIN	*	7.0	6	2	2	1	7	3	0	0	1	0	0	0	0	12-2	3-1	0	4.02	92
Mar 28	at Vanderbilt	*	7.2	3	0	0	3	7	1	0	0	1	0	0	0	0	9-0	4-1	0	3.23	100
Apr 05	MISSOURI	*	5.0	3	3	3	2	7	3	0	0	0	0	1	1	0	21-3	5-1	0	3.48	98
Apr 11	at Georgia	*	5.2	5	3	3	3	7	2	0	1	0	1	0	0	0	13-3	5-1	0	3.62	95
Apr 17	TEXAS A&M	*	4.0	7	6	5	3	6	1	0	0	2	0	0	1	0	4-7	5-2	0	4.19	95
Apr 25	at Florida	*	4.1	6	5	4	2	8	0	0	0	0	0	0	0	0	4-6	5-3	0	4.50	87
May 01	TEXAS	*	8.0	2	0	0	2	11	0	0	0	0	0	0	0	0	9-0	6-3	0	3.95	99
May 09	at LSU	*	6.0	5	2	2	0	6	2	0	1	0	0	0	1	0	4-5	6-3	0	3.88	91
Totals		13	72.0	59	33	31	24	98	20	0	4	5	2	7	0	116-44	6-3	0	3.88	-	

#3 Nolan Souza - 32 games (All games)

Date	Opponent	Pos	AB	R	H	RBI	2B	3B	HR	BB	SB	CS	HBP	SAC	SF	GDP	K	PO	A	E	Avg
Feb 14	WASHINGTON ST	*2b	4	0	1	0	0	0	0	0	1	0	0	0	0	0	2	3	1	0	.250
Feb 15	WASHINGTON ST	*2b	3	0	0	0	0	0	0	0	1	0	0	0	0	0	3	0	0	0	.143
Feb 21	vs Kansas State	*2b	4	0	0	0	0	0	0	0	0	0	0	0	0	0	3	2	1	0	.091
Feb 22	vs TCU	*2b	0	0	0	0	0	0	0	0	0	0	0	0	0	0	0	1	2	0	.091
Feb 23	vs Michigan	*2b	3	1	0	0	0	0	0	1	0	0	0	0	0	0	1	2	3	0	.071
Feb 25	GRAMBLING	*2b	3	0	0	1	0	0	0	1	0	0	0	0	0	0	1	1	4	0	.059
Feb 28	CHARLOTTE	*2b	1	0	0	0	0	0	0	0	0	0	0	0	0	0	0	0	0	0	.056
Mar 01	CHARLOTTE	*2b	4	0	0	1	0	0	0	0	0	0	0	0	0	0	0	1	1	0	.045
Mar 02	CHARLOTTE	*2b	1	1	1	0	0	0	0	0	0	0	0	0	0	0	0	1	1	0	.087
Mar 04	ULM	*2b	4	2	2	0	1	0	0	0	0	0	0	0	0	0	1	1	0	0	.148
Mar 05	ULM	*2b/ss	3	1	1	3	0	0	1	2	1	0	0	0	0	0	0	0	0	0	.167
Mar 07	PORTLAND	*2b	4	1	1	1	0	0	1	0	0	0	0	0	0	0	2	0	2	0	.176
Mar 08	PORTLAND	*2b	3	2	1	1	0	0	0	0	1	0	0	0	0	0	0	0	1	0	.189
Mar 09	PORTLAND	*2b/ss	3	0	0	0	0	0	0	0	0	0	0	0	0	0	1	1	3	0	.175
Mar 14	at Ole Miss	*2b	2	0	0	0	0	0	0	0	0	0	0	0	0	0	2	0	1	0	.167
Mar 15	at Ole Miss	*2b	1	1	1	1	0	0	1	0	0	0	0	0	0	0	0	0	1	0	.186
Mar 16	at Ole Miss	*2b	5	1	1	1	1	0	0	0	0	0	0	0	0	0	2	2	2	0	.188
Mar 18	ORAL ROBERTS	*2b	4	1	0	0	0	0	0	0	0	0	0	0	0	0	0	1	3	0	.173
Mar 19	ORAL ROBERTS	*2b/ss	2	3	1	3	0	0	1	2	1	0	0	0	0	0	0	1	1	0	.185
Mar 21	SOUTH CAROLIN	*2b	4	0	1	0	0	0	0	0	0	0	0	0	0	0	1	2	1	0	.190
Mar 22	SOUTH CAROLIN	*2b	5	1	1	0	0	0	0	0	0	0	0	0	0	0	1	3	3	0	.190
Mar 23	SOUTH CAROLIN	*2b	2	1	1	0	0	0	0	3	0	0	0	0	0	0	0	5	3	0	.200
Mar 25	MISSOURI STATE	*2b	5	1	3	2	1	0	0	0	0	0	0	0	0	0	2	0	1	1	.229
Mar 28	at Vanderbilt	*2b	3	0	0	2	0	0	0	2	1	0	0	0	0	0	1	2	2	0	.219
Mar 29	at Vanderbilt	*2b	5	0	0	0	0	0	0	0	0	0	0	0	0	0	1	1	2	0	.205
Mar 30	at Vanderbilt	*2b	4	0	2	2	1	0	0	0	0	0	0	0	0	0	2	3	1	0	.220
Apr 01	vs Grambling	*2b	0	0	0	0	0	0	0	1	0	0	0	0	0	0	0	0	1	0	.220
Apr 05	MISSOURI	*2b/ss	3	2	1	3	0	0	0	2	1	0	0	0	0	0	2	0	2	0	.224
Apr 06	MISSOURI-1	*2b	3	2	2	0	0	0	0	1	0	0	0	0	0	0	0	1	1	1	.239
Apr 06	MISSOURI-2	*2b	3	1	0	0	0	0	0	2	0	0	0	0	0	0	0	1	1	0	.231
Apr 08	ARKANSAS STAT	*2b	3	2	2	1	0	0	0	1	3	0	0	0	0	0	1	1	2	0	.245
Apr 11	at Georgia	*2b	2	0	1	0	1	0	0	0	0	0	0	0	0	0	1	0	1	0	.250
Totals		28gs	96	24	24	22	5	0	4	19	9	0	0	0	0	0	30	36	48	2	.250

On base pct. .374 • Slugging pct. .427



||| INDIVIDUAL GAME-BY-GAME

#4 Justin Thomas Jr. - 48 games (All games)

Date	Opponent	Pos	AB	R	H	RBI	2B	3B	HR	BB	SB	CS	HBP	SAC	SF	GDP	K	PO	A	E	Avg	
Feb 14	WASHINGTON ST	*of	2	1	0	0	0	0	0	2	1	0	0	0	0	1	0	2	0	0	.000	
Feb 14	WASHINGTON ST	*of	2	1	1	0	1	0	0	2	1	0	0	0	0	0	0	2	0	0	.250	
Feb 15	WASHINGTON ST	*of	3	0	1	0	0	0	0	0	0	0	0	0	0	0	1	2	0	0	.286	
Feb 17	WASHINGTON ST	*of	1	3	1	1	0	0	0	3	0	1	0	0	0	0	0	0	0	0	.375	
Feb 21	vs Kansas State	*of	4	0	0	0	0	0	0	0	0	0	0	0	0	0	3	2	1	0	.250	
Feb 22	vs TCU	*of	3	0	1	0	0	0	0	0	0	0	0	0	0	0	0	3	0	0	.267	
Feb 23	vs Michigan	*of	2	1	0	0	0	0	0	1	0	1	1	0	0	0	2	0	0	0	.235	
Feb 25	GRAMBLING	*of	3	1	2	1	1	0	1	1	0	0	0	0	0	0	0	2	0	0	.300	
Feb 28	CHARLOTTE	*of	4	1	1	1	0	0	0	0	0	0	0	0	0	0	1	3	0	0	.292	
Mar 01	CHARLOTTE	of	0	0	0	0	0	0	0	0	0	0	0	0	0	0	0	0	0	0	.292	
Mar 02	CHARLOTTE	*of	3	0	1	0	0	0	0	0	0	1	0	1	0	0	2	1	0	0	.296	
Mar 05	ULM	*of	1	2	0	0	0	0	0	2	0	0	1	0	0	0	0	1	0	0	.286	
Mar 07	PORTLAND	*of	4	1	1	0	0	0	0	0	1	0	0	0	0	0	2	1	0	0	.281	
Mar 08	PORTLAND	*of	2	2	1	2	0	0	1	0	0	0	1	0	0	0	0	2	0	0	.294	
Mar 09	PORTLAND	*of	3	0	0	0	0	0	0	0	0	0	0	0	0	0	0	4	0	0	.270	
Mar 14	at Ole Miss	*of	3	0	0	0	0	0	0	0	0	0	0	0	0	0	3	2	0	0	.250	
Mar 15	at Ole Miss	*of	3	1	1	1	0	0	0	0	0	0	1	0	1	0	2	1	0	0	.256	
Mar 16	at Ole Miss	of	0	0	0	0	0	0	0	0	0	0	0	0	0	0	0	0	0	0	.256	
Mar 18	ORAL ROBERTS	of	1	0	0	0	0	0	0	0	0	0	0	0	0	0	0	2	0	0	.250	
Mar 19	ORAL ROBERTS	ph/of	0	0	0	0	0	0	0	1	0	0	0	0	0	0	0	0	0	0	.250	
Mar 21	SOUTH CAROLIN	*of	4	1	2	2	1	0	0	0	0	0	0	0	0	0	2	0	0	0	.271	
Mar 22	SOUTH CAROLIN	*of	3	2	1	2	0	0	0	1	0	0	0	0	1	0	1	2	0	0	.275	
Mar 23	SOUTH CAROLIN	*of	4	1	2	2	0	0	1	0	0	0	0	1	0	0	1	3	0	0	.291	
Mar 25	MISSOURI STATE	pr/of	0	1	0	0	0	0	0	1	1	0	0	0	0	0	0	0	0	0	.291	
Mar 28	at Vanderbilt	*of	4	0	1	0	0	0	0	0	0	0	0	0	0	0	1	1	0	0	.288	
Mar 29	at Vanderbilt	*of	4	1	1	1	0	0	1	1	0	0	0	0	0	0	2	3	0	1	.286	
Mar 30	at Vanderbilt	*of	4	1	1	0	1	0	0	0	0	0	0	0	0	0	1	3	1	0	.284	
Apr 01	vs Grambling	of	0	0	0	0	0	0	0	0	0	0	0	0	0	0	0	0	0	0	.284	
Apr 05	MISSOURI	*of	3	1	2	4	0	0	0	2	0	0	0	0	0	0	0	2	0	0	.300	
Apr 06	MISSOURI-1	*of	3	1	0	1	0	0	0	1	0	0	0	0	0	0	2	1	0	0	.288	
Apr 06	MISSOURI-2	*of	2	0	0	1	0	0	0	1	0	0	0	0	1	1	0	1	0	0	.280	
Apr 08	ARKANSAS STAT	*of	2	1	1	0	0	0	0	2	0	0	0	0	0	0	0	3	0	0	.286	
Apr 11	at Georgia	*of	5	1	0	0	0	0	0	0	0	0	0	0	0	0	3	5	0	0	.268	
Apr 12	at Georgia	*of	1	0	0	0	0	0	0	0	0	0	0	0	0	0	1	2	0	0	.265	
Apr 13	at Georgia	of	1	0	0	0	0	0	0	0	0	0	0	0	0	0	0	0	0	0	.262	
Apr 17	TEXAS A&M	*of	3	0	2	0	0	0	0	0	0	0	0	0	0	0	0	1	0	0	.276	
Apr 18	TEXAS A&M-1	*of	3	3	2	3	0	0	2	1	0	0	0	0	0	0	1	3	0	0	.289	
Apr 18	TEXAS A&M-2	*of	2	0	0	0	0	0	0	0	0	0	0	0	0	0	1	4	0	0	.283	
Apr 22	LITTLE ROCK	*of	2	2	1	1	0	1	0	1	0	0	0	0	0	0	1	1	0	0	.287	
Apr 23	LITTLE ROCK	of	0	0	0	0	0	0	0	0	0	0	0	0	0	0	0	0	0	0	.287	
Apr 25	at Florida	*of	3	1	1	2	0	0	1	0	0	0	0	0	0	0	1	2	0	0	.289	
Apr 26	at Florida	*of	2	1	0	0	0	0	0	1	0	0	1	0	0	0	0	1	0	0	.283	
Apr 27	at Florida	*of	3	1	0	1	0	0	0	1	0	0	0	0	0	0	0	5	0	1	.275	
May 01	TEXAS	*of	2	2	1	1	0	0	0	1	0	0	1	0	0	0	1	2	0	0	.279	
May 02	TEXAS	*of	2	1	1	0	0	0	0	1	0	0	1	0	0	0	0	2	0	0	.283	
May 03	TEXAS	*of	2	2	1	2	0	0	1	2	0	0	1	0	0	0	0	4	0	0	.287	
May 09	at LSU	*of	4	1	3	0	0	0	0	0	0	0	0	0	0	0	1	2	0	0	.304	
May 10	at LSU	*of	3	1	1	1	0	0	0	0	0	0	0	0	0	0	2	4	0	0	.304	
Totals			40qs	115	40	35	30	4	1	8	29	4	3	8	2	3	2	38	87	2	2	.304

On base pct. .465 • Slugging pct. .565

#9 Wehiwa Aloy - 51 games (All games)

Date	Opponent	Pos	AB	R	H	RBI	2B	3B	HR	BB	SB	CS	HBP	SAC	SF	GDP	K	PO	A	E	Avg
Feb 14	WASHINGTON ST	*ss	5	0	1	0	0	0	0	0	1	0	0	0	0	0	2	2	5	0	.200
Feb 14	WASHINGTON ST	*ss	2	2	0	0	0	0	0	1	0	0	2	0	0	1	0	0	3	0	.143
Feb 15	WASHINGTON ST	*ss	3	1	1	2	0	0	1	0	0	0	1	0	0	0	1	0	3	0	.200
Feb 17	WASHINGTON ST	*ss	3	0	2	2	0	0	0	2	0	0	0	0	0	0	0	1	1	0	.308
Feb 21	vs Kansas State	*ss	4	1	2	1	0	0	1	0	0	0	0	0	0	0	1	3	5	0	.353
Feb 22	vs TCU	*ss	3	0	0	0	0	0	0	0	0	0	1	0	0	0	0	3	2	0	.300
Feb 23	vs Michigan	*ss	4	3	4	2	1	0	1	1	0	0	0	0	0	0	0	0	1	2	.417
Feb 25	GRAMBLING	*ss	4	1	1	0	0	0	0	1	0	0	0	0	0	0	0	1	3	0	.393
Feb 28	CHARLOTTE	*ss	4	1	1	0	1	0	0	1	0	0	0	0	0	0	0	0	1	0	.375
Mar 01	CHARLOTTE	*ss	4	1	1	0	1	0	0	0	0	0	1	0	0	0	1	1	2	0	.361
Mar 02	CHARLOTTE	*ss	5	1	1	0	0	0	0	0	0	0	0	0	0	0	1	2	2	0	.341
Mar 04	ULM	*ss	5	2	3	0	1	0	0	0	0	0	0	0	0	0	1	1	1	0	.370
Mar 05	ULM	*ss	4	1	2	2	2	0	0	0	0	0	0	0	0	0	0	0	1	0	.380
Mar 07	PORTLAND	*ss	3	5	3	4	0	0	2	1	1	0	1	0	0	0	0	3	0	0	.415
Mar 08	PORTLAND	*ss	4	1	2	4	1	0	1	0	0	0	0	0	0	0	0	1	2	0	.421
Mar 09	PORTLAND	*ss	3	1	2	1	0	0	0	0	0	0	0	0	0	0	0	1	1	0	.433
Mar 11	UCA	*ss	5	0	0	0	0	0	0	0	0	0	0	0	0	0	2	2	4	0	.400
Mar 14	at Ole Miss	*ss	4	0	0	0	0	0	0	1	0	0	0	0	0	0	2	3	0	0	.377
Mar 15	at Ole Miss	*ss	5	1	1	1	0	0	1	1	0	0	0	0	0	0	3	3	2	0	.365
Mar 16	at Ole Miss	*ss	5	3	3	5	0	0	2	1	0	0	0	0	0	0	0	3	1	1	.380
Mar 18	ORAL ROBERTS	*ss	4	1	2	0	0	0	0	1	0	0	0	0	0	0	1	0	1	0	.386
Mar 19	ORAL ROBERTS	*ss	4	2	3	4	1	1	0	0	0	1	0	0	0	0	0	0	1	0	.402
Mar 21	SOUTH CAROLIN	*ss	5	1	2	3	0	0	1	0	0	0	0	0	0	0	1	1	2	0	.402
Mar 22	SOUTH CAROLIN	*ss	5	1	2	2	2	0	0	0	0	0	0	0	0	0	2	3	6	0	.402
Mar 23	SOUTH CAROLIN	*ss	4	2	1	0	0	0	0	1	0	0	0	0	0	0	0	1	4	0	.396
Mar 25	MISSOURI STATE	*ss	6	1	1	1	1	0	0	0	0	0	0	0	0	0	3	0	2	0	.383
Mar 28	at Vanderbilt	*ss	5	0	0	0	0	0	0	0	0	0	0	0	0	1	2	2	1	0	.366
Mar 29	at Vanderbilt	*ss	5	1	2	0	0	0	0	0	1	0	0	0	0	1	0	1	2	0	.368
Mar 30	at Vanderbilt	*ss	5	0	0	0	0	0	0	0	0	0	0	0	0	0	2	2	2	0	.352
Apr 01	vs Grambling	*ss	3	3	2	1	0	0	0	2	2	0	0	0	0	0	1	0	4	0	.360
Apr 05	MISSOURI	*ss	4	2	0	0	0	0	0	1	0	0	0	0	0	0	1	0	0	0	.349
Apr 06	MISSOURI-1	*ss	5	3	4	1	1	0	0	0	0	0	0	0	0	0	1	2	1	0	.366
Apr 06	MISSOURI-2	*ss	3	4	2	1	0	0	0	2	0	0	0	0	0	0	0	0	1	0	.372
Apr 08	ARKANSAS STAT	*ss	5	0	0	0	0	0	0	0	0	0	0	0	0	0	3	0	6	0	.359
Apr 11	at Georgia	*ss	3	3	2	3	1	0	1	1	0	1	1	0	0	0	1	1	2	0	.366
Apr 12	at Georgia	*ss	4	1	1	0	0	0	0	1	0	0	0	0	0	0	1	0	0	0	.362
Apr 13	at Georgia	*ss	6	1	2	1	0	0	1	0	0	0	0	0	0	0	3	0	1	0	.361
Apr 15	UAPB	*ss	5	2	3	2	0	0	1	0	1	0	0	0	0	0	0	0	5	0	.369
Apr 17	TEXAS A&M	*ss	4	1	2	2	0	0	1	0	0	0	0	0	0	0	2	3	4	0	.372
Apr 18	TEXAS A&M-1	*ss	5	3	3	2	0	0	1	0	0	0	0	0	0	0	0	1	2	0	.379
Apr 18	TEXAS A&M-2	*ss	5	1	2	0	1	0	0	0	0	0	0	0	0	0	0	1	3	0	.379
Apr 22	LITTLE ROCK	*ss	3	1	1	0	1	0	0	0	0	0	1	0	0	0	0	1	3	0	.379
Apr 23	LITTLE ROCK	*ss	5	2	2	1	0	0	1	0	0	0	0	0	0	0	1	1	3	0	.379
Apr 25	at Florida	*ss	4	1	1	1	0	0	1	0	0	0	0	0	0	0	1	1	1	0	.376
Apr 26	at Florida	*ss	3	1	0	1	0	0	0	1	0	0	0	0	1	0	0	3	5	0	.370
Apr 27	at Florida	*ss	3	1	1	0	0	0	0	1	0	0	1	0	0	0	2	1	2	0	.370
May 01	TEXAS	*ss	3	2	1	2	1	0	0	1	0	0	0	0	0	0	0	0	5	0	.369
May 02	TEXAS	*ss	3	1	1	0	0	0	0	2	0	0	0	0	0	0	0	1	1	1	.369
May 03	TEXAS	*ss	4	1	3	0	0	0	0	1	0	0	0	0	0	0	1	0	1	0	.376
May 09	at LSU	*ss	5	0	2	1	0	0	0	0	0	0	0	0	0	0	2	1	3	0	.377
May 10	at LSU	*ss	4	0	0	0	0	0	0	0	0	0	0	0	0	0	3	0	0	0	.370
Totals		51gs	211	68	78	53	16	1	17	25	6	2	9	0	1	4	47	58	113	4	.370

On base pct. .455 • Slugging pct. .697

#44 Carson Wiggins - 5 games (All games)

Date	Opponent	Pos	AB	R	H	RBI	2B	3B	HR	BB	SB	CS	HBP	SAC	SF	GDP	K	PO	A	E	Avg
Mar 01	CHARLOTTE	p	0	0	0	0	0	0	0	0	0	0	0	0	0	0	0	0	1	0	.000
Mar 16	at Ole Miss	p	0	0	0	0	0	0	0	0	0	0	0	0	0	0	0	1	0	0	.000
Apr 06	MISSOURI-2	p	0	0	0	0	0	0	0	0	0	0	0	0	0	0	0	0	1	0	.000
Apr 13	at Georgia	p	0	0	0	0	0	0	0	0	0	0	0	0	0	0	0	0	0	1	.000
Apr 18	TEXAS A&M-2	p	0	0	0	0	0	0	0	0	0	0	0	0	0	0	0	0	1	0	.000
Totals		0gs	0	0	0	0	0	0	0	0	0	0	0	0	0	0	0	1	3	1	.000

On base pct. .000 • Slugging pct. .000

#44 Carson Wiggins - 14 appearances (All games)

Date	Opponent	GS	IP	H	R	ER	BB	SO	2B	3B	HR	WP	BK	HBP	IBB	Score	W-L	Sv	ERA	NP
Feb 15	WASHINGTON ST		1.0	1	0	0	0	1	1	0	0	0	0	0	0	5-2	0-0	1	0.00	20
Feb 23	vs Michigan		0.0	1	1	1	1	0	0	0	0	2	0	0	0	8-6	0-0	1	9.00	5
Feb 25	GRAMBLING		1.0	0	0	0	0	1	0	0	0	0	0	0	0	14-3	0-0	1	4.50	10
Mar 01	CHARLOTTE		1.0	0	0	0	0	2	0	0	0	0	0	0	0	8-5	0-0	2	3.00	13
Mar 09	PORTLAND		1.0	0	0	0	0	1	0	0	0	1	0	0	0	5-3	0-0	3	2.25	12
Mar 16	at Ole Miss		2.0	1	1	1	3	3	0	0	0	0	0	0	0	12-9	1-0	3	3.00	37
Mar 23	SOUTH CAROLIN		1.0	1	0	0	0	2	0	0	0	0	0	0	0	11-4	1-0	3	2.57	13
Mar 29	at Vanderbilt		1.0	0	1	1	2	1	0	0	0	1	0	0	0	6-4	1-0	3	3.38	27
Apr 06	MISSOURI-2		1.0	0	0	0	1	1	0	0	0	0	0	0	0	16-2	1-0	3	3.00	11
Apr 08	ARKANSAS STAT		1.0	0	0	0	0	1	0	0	0	0	0	0	0	7-3	1-0	3	2.70	8
Apr 13	at Georgia		2.0	1	1	0	0	4	1	0	0	0	0	1	0	6-7	1-0	3	2.25	35
Apr 18	TEXAS A&M-2		1.0	1	1	1	2	0	0	0	0	2	0	0	2	2-9	1-0	3	2.77	26
Apr 22	LITTLE ROCK		1.0	0	0	0	0	3	0	0	0	0	0	0	0	10-0	1-0	3	2.57	13
Apr 27	at Florida		0.0	1	1	1	0	0	0	0	0	0	0	0	0	5-9	1-1	3	3.21	4
Totals		0	14.0	7	6	5	9	20	2	0	0	6	0	1	2	115-66	1-1	3	3.21	-

#14 Gage Wood - 2 games (All games)

Date	Opponent	Pos	AB	R	H	RBI	2B	3B	HR	BB	SB	CS	HBP	SAC	SF	GDP	K	PO	A	E	Avg
Apr 26	at Florida	*p	0	0	0	0	0	0	0	0	0	0	0	0	0	0	0	1	1	0	.000
May 02	TEXAS	*p	0	0	0	0	0	0	0	0	0	0	0	0	0	0	0	0	1	0	.000
Totals		2gs	0	0	0	0	0	0	0	0	0	0	0	0	0	0	0	1	2	0	.000

On base pct. .000 • Slugging pct. .000

#14 Gage Wood - 6 appearances (All games)

Date	Opponent	GS	IP	H	R	ER	BB	SO	2B	3B	HR	WP	BK	HBP	IBB	Score	W-L	Sv	ERA	NP
Feb 15	WASHINGTON ST	*	5.0	2	2	2	1	7	1	1	0	1	0	0	0	5-2	0-0	0	3.60	77
Feb 23	vs Michigan	*	2.0	2	1	0	0	6	0	0	0	0	0	1	0	8-6	0-0	0	2.57	39
Apr 18	TEXAS A&M-1	*	0.1	3	3	3	1	1	1	0	1	1	0	0	0	11-5	0-0	0	6.14	20
Apr 26	at Florida	*	3.0	1	0	0	0	5	1	0	0	0	0	0	0	7-0	0-0	0	4.35	42
May 02	TEXAS	*	4.0	2	1	1	0	9	0	0	1	0	0	0	0	6-1	1-0	0	3.77	57
May 10	at LSU	*	2.0	4	4	4	2	2	0	0	2	0	0	0	0	3-13	1-1	0	5.51	60
Totals		6	16.1	14	11	10	4	30	3	1	4	2	0	1	0	40-27	1-1	0	5.51	-

FEB.	Opponent	Score	Winning Pitcher	Losing Pitcher	Save	Attendance	Time
14	Washington State [DH-1]	W, 3-2 (10)	Foutch (1-0)	Stowe (0-1)		---	3:19
14	Washington State [DH-2]	W, 14-2 (7)	Root (1-0)	Lewis (0-1)		9,112	2:16
15	Washington State	W, 5-2	Carter (1-0)	Tedesco (0-1)	Wiggins (1)	9,418	2:46
17	Washington State	W, 12-2 (7)	Beidelschies (1-0)	Chambers (0-1)		8,780	2:30
21	vs. Kansas State ^	L, 3-2	Dean (1-0)	McGuire (0-1)		13,886	2:37
22	vs. #22 TCU ^	W, 2-1	Beidelschies (2-0)	LaPour (1-1)	Foutch (1)	17,994	2:55
23	vs. Michigan ^	W, 8-6	Carter (2-0)	DeVooght (2-1)	McGuire (1)	12,862	3:44
25	Grambling	W, 14-3 (7)	Bybee (1-0)	Robinson (0-1)		9,073	2:40
28	Charlotte	W, 11-10	Carter (3-0)	Sarver (0-1)	Foutch (2)	9,563	3:08

MARCH

1	Charlotte	W, 8-5	Jimenez (1-0)	Taylor (0-1)	Wiggins (2)	10,938	2:53
2	Charlotte	W, 4-3	McEntire (1-0)	Stanton (0-1)		9,199	3:04
4	ULM	W, 14-1 (7)	Fisher (1-0)	Eager (1-1)		8,768	2:15
5	ULM	W, 15-3 (7)	Bybee (2-0)	Cirelli (0-3)		8,624	2:25
7	Portland	W, 20-3 (7)	Gaeckle (1-0)	Gaston (0-4)		9,982	2:08
8	Portland	W, 10-0 (7)	Root (2-0)	Segel (1-2)		10,536	1:48
9	Portland	W, 5-3	Beidelschies (3-0)	Rembisz (2-1)	Wiggins (3)	9,416	2:35
11	UCA	W, 9-2	Fisher (2-0)	Titlow (0-1)		10,742	2:34
14	at #13 Ole Miss *	L, 10-6	Elliott (4-0)	Root (2-1)		9,090	3:03
15	at #13 Ole Miss *	W, 12-3	Coil (1-0)	Maddox (3-2)	Jimenez (1)	9,304	3:19
16	at #13 Ole Miss *	W, 12-9	Wiggins (1-0)	Spencer (0-1)		9,164	3:49
18	Oral Roberts	W, 4-1	Gibler (1-0)	Johnson (0-1)	Foutch (3)	9,922	2:46
19	Oral Roberts	W, 16-0 (7)	Fisher (3-0)	Puffinbarger (0-1)		9,121	2:35
21	South Carolina *	W, 12-2 (7)	Root (3-1)	Stone (1-2)		10,023	2:16
22	South Carolina *	W, 12-3	Jimenez (2-0)	McCoy (2-2)	McEntire (1)	9,759	2:55
23	South Carolina *	W, 11-4	Coil (2-0)	Sweeney (0-2)		9,367	3:11
25	Missouri State	L, 14-13 (10)	Holmes (3-3)	McGuire (0-2)	Knight (1)	10,035	3:48
28	at #14 Vanderbilt *	W, 9-0	Root (4-1)	Thompson (2-2)		3,802	2:53
29	at #14 Vanderbilt *	W, 6-4 (10)	Jimenez (3-0)	Green (0-2)		3,802	3:15
30	at #14 Vanderbilt *	W, 7-3	Bybee (3-0)	Kranzler (3-1)		3,802	2:45

APRIL

1	Grambling @	W, 7-4	McGuire (1-3)	Robinson (0-4)	Gibler (1)	9,312	3:00
5	Missouri *	W, 21-3 (7)	Root (5-1)	Jacobi (2-4)		9,927	3:06
6	Missouri * [DH-1]	W, 14-4 (7)	Gaeckle (2-0)	Lucas (1-3)		---	2:50
6	Missouri * [DH-2]	W, 16-2 (7)	Beidelschies (4-0)	Neubeck (0-1)		9,614	2:42
8	Arkansas State	W, 7-3	Carter (4-0)	Turner (1-4)		9,771	3:01
11	at #7 Georgia *	W, 13-3	Jimenez (4-0)	Quinn (0-1)		3,633	3:28
12	at #7 Georgia *	L, 7-6	Smith (3-1)	Gaeckle (2-1)	Hoskins (2)	3,633	3:17
13	at #7 Georgia *	L, 7-6 (12)	Zeldin (2-1)	Gibler (1-1)		3,633	3:36
15	UAPB	W, 13-3 (8)	McGuire (2-2)	Bedgood (0-3)		9,432	2:42
17	Texas A&M *	L, 7-4	Moss (5-2)	Root (5-2)		10,915	3:02
18	Texas A&M * [DH-1]	W, 11-5	Gaeckle (3-1)	Lamkin (3-4)		10,119	3:01
18	Texas A&M * [DH-2]	L, 9-2	Jackson (1-0)	Jimenez (4-1)		10,915	3:23
22	Little Rock	W, 10-0 (7)	McGuire (3-2)	Busick (1-1)		9,821	2:01
23	Little Rock	W, 4-0	Eaves (1-0)	Burkey (0-1)		9,542	2:52
25	at Florida *	L, 6-4	Peterson (7-2)	Root (5-3)		6,542	2:49
26	at Florida *	W, 7-0	Gaeckle (4-1)	King (4-2)		6,081	2:55
27	at Florida *	L, 9-5	McNeillie (4-2)	Wiggins (1-1)	Clemente (5)	5,681	3:15
29	at Missouri State	Canceled					

MAY

1	#1 Texas *	W, 9-0	Root (6-3)	Riojas (8-2)		10,855	2:26
2	#1 Texas *	W, 6-1	Wood (1-0)	Harrison (4-1)		11,074	3:08
3	#1 Texas *	W, 13-8	Carter (5-0)	Burns (0-2)		11,031	3:24
9	at #3 LSU *	L, 5-4 (10)	Cowan (3-2)	Gaeckle (4-2)		11,658	3:19
10	at #3 LSU *	L, 13-3 (7)	Eyanson (8-2)	Wood (1-1)		12,264	2:56
11	at #3 LSU *						
15	Tennessee *						
16	Tennessee *						
17	Tennessee *						

* SEC opponent

^ Amegy Bank College Baseball Series (Globe Life Field in Arlington, Texas)

@ Game played at CHI St. Vincent Field at Dickey-Stephens Park in North Little Rock, Ark.