ARKANSAS BASEBALL

ArkansasRazorbacks.com ||| @RazorbackBSB ||| Contact: Oliver Grigg (ogrigg@uark.edu)

2025 SCHEDULE & RESULTS

FEBRUARY			
14	**WASHINGTON STATE [DH-1]**	**SECN+**	**W, 3-2 (10)**
14	**WASHINGTON STATE [DH-2]**	**SECN+**	**W, 14-2 (7)**
15	**WASHINGTON STATE**	**SECN+**	**W, 5-2**
17	**WASHINGTON STATE**	**SECN+**	**W, 12-2 (7)**
21	vs. Kansas State ^	FloCollege	L, 3-2
22	vs. #22 TCU ^	FloCollege	W, 2-1
23	vs. Michigan ^	FloCollege	W, 8-6
25	**GRAMBLING**	**SECN+**	**W, 14-3 (7)**
28	**CHARLOTTE**	**SECN+**	**W, 11-10**
MARCH			
1	**CHARLOTTE**	**SECN+**	**W, 8-5**
2	**CHARLOTTE**	**SECN+**	**W, 4-3**
4	**ULM**	**SECN+**	**W, 14-1 (7)**
5	**ULM**	**SECN+**	**W, 15-3 (7)**
7	**PORTLAND**	**SECN+**	**W, 20-3 (7)**
8	**PORTLAND**	**SECN+**	**W, 10-0 (7)**
9	**PORTLAND**	**SECN+**	**W, 5-3**
11	**UCA**	**SECN+**	**W, 9-2**
14	#13 Ole Miss *	SECN+	L, 10-6
15	#13 Ole Miss *	SECN+	W, 12-3
16	#13 Ole Miss *	SECN+	W, 12-9
18	**ORAL ROBERTS**	**SECN+**	**W, 4-1**
19	**ORAL ROBERTS**	**SECN+**	**W, 16-0 (7)**
21	**SOUTH CAROLINA ***	**SECN+**	**W, 12-2 (7)**
22	**SOUTH CAROLINA ***	**SECN+**	**W, 12-3**
23	**SOUTH CAROLINA ***	**SECN+**	**W, 11-4**
25	**MISSOURI STATE**	**SECN+**	**L, 14-13 (10)**
28	#14 Vanderbilt *	SECN	W, 9-0
29	#14 Vanderbilt *	SECN+	W, 6-4 (10)
30	#14 Vanderbilt *	SECN	W, 7-3
APRIL			
1	**GRAMBLING @**	**SECN+**	**W, 7-4**
5	**MISSOURI ***	**SECN**	**W, 21-3 (7)**
6	**MISSOURI * [DH-1]**	**SECN+**	**W, 14-4 (7)**
6	**MISSOURI * [DH-2]**	**SECN+**	**W, 16-2 (7)**
8	**ARKANSAS STATE**	**SECN**	**W, 7-3**
11	#7 Georgia *	SECN+	W, 13-3
12	#7 Georgia *	SECN+	L, 7-6
13	#7 Georgia *	SECN+	L, 7-6 (12)
15	**UAPB**	**SECN+**	**W, 13-3 (8)**
17	**TEXAS A&M ***	**SECN**	**L, 7-4**
18	**TEXAS A&M * [DH-1]**	**SECN+**	**W, 11-5**
18	**TEXAS A&M * [DH-2]**	**SECN+**	**L, 9-2**
22	**LITTLE ROCK**	**SECN+**	**W, 10-0 (7)**
23	**LITTLE ROCK**	**SECN**	**W, 4-0**
25	Florida *	SECN+	L, 6-4
26	Florida *	SECN	W, 7-0
27	Florida *	SECN+	L, 9-5
29	Missouri State	ESPN+	Canceled
MAY			
1	**#1 TEXAS ***	**ESPN2**	**W, 9-0**
2	**#1 TEXAS ***	**SECN**	**W, 6-1**
3	**#1 TEXAS ***	**SECN+**	**W, 13-8**
9	#3 LSU *	SECN+	L, 5-4 (10)
10	#3 LSU *	SECN	L, 13-3 (7)
11	#3 LSU *	SECN	W, 7-4
15	**#17 TENNESSEE ***	**ESPN2**	**L, 10-7**
16	**#17 TENNESSEE ***	**SECN**	**W, 8-6**
17	**#17 TENNESSEE ***	**SECN**	**W, 8-4**
22	vs. #17 Ole Miss $	SECN	L, 5-2
30	**NORTH DAKOTA STATE %**	**ESPN+**	**W, 6-2**
31	**CREIGHTON %**	**ESPN+**	**W, 12-1**
JUNE			
1	**CREIGHTON %**	**SECN**	**W, 8-3**
7	**#16 TENNESSEE !**	**ESPN**	**W, 4-3**
8	**#16 TENNESSEE !**	**ESPN**	**2 P.M.**
9	**#16 TENNESSEE ! (IF NEC.)**	**TBD**	**TBD**

All times Central; Home game in **BOLD**; * - SEC opponent
^ - Amegy Bank College Baseball Series (Globe Life Field in Arlington, Texas)
@ - Game played at CHI St. Vincent Field at Dickey-Stephens Park in North Little Rock, Ark.
$ - SEC Tournament (Hoover Metropolitan Stadium in Hoover, Ala.)
% - NCAA Fayetteville Regional (Baum-Walker Stadium in Fayetteville, Ark.)
! - NCAA Super Fayetteville Regional (Baum-Walker Stadium in Fayetteville, Ark.)

GAME 61 ||| #16 TENNESSEE vs. #6 ARKANSAS ||| JUNE 8

NCAA FAYETTEVILLE SUPER REGIONAL ||| FAYETTEVILLE, ARK. ||| BAUM-WALKER STADIUM ||| ESPN

46-18
16-14 SEC

47-13
20-10 SEC

TENNESSEE VOLUNTEERS

In the Polls.....23 (BA) | 16 (D1Baseball)
.....9 (NCBWA) | 24 (PG) | 16 (USA Today)
Head Coach..... Tony Vitello
Career Record..... 341-130 (8th season)
Record at Tennessee.....Same

ARKANSAS RAZORBACKS

In the Polls.....4 (BA) | 6 (D1Baseball)
.....3 (NCBWA) | 5 (PG) | 5 (USA Today)
Head Coach.....Dave Van Horn
Career Record.....1,514-710 (37th season)
Record at Arkansas..... 929-470 (23rd season)

ON THE MOUND

Tennessee LHP Liam Doyle (10-3, 2.84 ERA)

vs.

Arkansas RHP Gage Wood (3-1, 5.33 ERA)

LEADING OFF

IT'S JUST ANOTHER BALLGAME

- Following its super regional-opening win, Arkansas can clinch a trip to the College World Series for the 12th time in program history with one more victory.
- First pitch in game two of the NCAA Fayetteville Super Regional is 2 p.m. Sunday, June 8, on ESPN with Tom Hart (play-by-play), Chris Burke (analyst) and Kyle Peterson (analyst) on the call.

SUPERS STATS

- Arkansas, playing in its 11th super regional, is 6-2 in the super regional round when it wins the opening game.
- The last time the Razorbacks lost a super regional after winning game one was in 2021, when NC State defeated Arkansas at Baum-Walker Stadium.

HOW THE HOGS GOT HERE

- Arkansas entered this weekend's NCAA Fayetteville Super Regional at 46-13 overall, including a 20-10 SEC record.
- With top seed Vanderbilt and No. 2 seed Texas eliminated, No. 3 seed Arkansas is the highest-seeded team reamining.
- The Hogs, winners of 20 SEC games for the third consecutive year, are the first SEC team to win 20 or more conference games in five of six seasons, and one of two teams along with LSU (1996-98) with three straight 20-win SEC seasons.

HISTORY LESSON

- Arkansas is 45-29 overall against Tennessee, including a 26-13 record in games played in Fayetteville.
- Under Dave Van Horn, the Hogs are 33-15 against the Volunteers with an 18-6 record in games played in Fayetteville.

HOMERIN' HOGS

- Through 60 games this year, Arkansas has hit 121 homers, its most home runs in a single season in program history.
- The Razorbacks eclipsed their single-season program record of 109 home runs, which was set over 63 games during the 2021 campaign.
- SEC Player of the Year **Wehiwa Aloy** leads the Hogs in homers with 20, tied for fourth most by a Hog in a season.
- The Razorbacks' superstar shortstop is one of seven Arkansas hitters with double-digit homers, including **Cam Kozeal** (15), **Ryder Helfrick** (14), **Kuhio Aloy** (13), **Charles Davalan** (13), **Brent Iredale** (13) and **Logan Maxwell** (12).

SWEET HOME BAUM-WALKER STADIUM

- Entering Sunday, Arkansas is 36-4 inside the friendly confines of Baum-Walker Stadium this season.
- With their 35th win, the Hogs broke the record set by 2018 and 2024 teams for most home wins (34) in a season.

THE PRIZED ONE

- **INF Wehiwa Aloy**, whose first name means "prized one" in Hawaiian, leads the Arkansas offense with his swagger on and off the field.
- Named the 2025 SEC Player of the Year, the superstar shortstop is only the second player in program history to accomplish the feat and the first since outfielder Andrew Benintendi did so in 2015.
- Aloy, who is also a finalist for the prestigious Golden Spikes Award as well as the Dick Howser Trophy, has been one of college baseball's most electrifying all-around players this season.
- In 60 games, the Wailuku, Hawaii, native, is slashing .350/.434/.675 with 20 home runs and 64 RBI. Aloy is the first Razorbacks with 20 home runs in a season since Chad Spanberger in 2017.
- The junior, who has started every game at shortstop, is on his way to producing of the best offensive seasons in program history, pacing the team in nearly every major category: slugging percentage (.675), on-base plus slugging (1.109), runs scored (77), doubles (18), homers (20) and extra-base hits (39).
- Aloy has also dazzled defensively with just five errors in 210 total chances, good for a .976 fielding percentage on the year.
- Aloy started all 60 games at shortstop for the Razorbacks in 2024, his first season at Arkansas after transferring in from Sacramento State following his freshman campaign.
- He slashed .270/.355/.485 with a team-high 14 home runs and 56 RBI, finishing his sophomore campaign as the Razorbacks' leader in runs scored (45), multi-RBI games (11), stolen bases (7) and consecutive games reached base safely (31).
- Aloy's breakout season has his name littered across the Razorbacks' single-season record book in nearly every major category, including hits, home runs, runs scored, RBI, total bases and extra-base hits.
- He is also knocking on the door of the top 10 lists in batting average and slugging percentage for a single season.

HITS

	Hits	Player	Year
1.	102	Zack Cox	2010
2.	97	Matt Erickson	1996
3.	94	Matt Erickson	1997
	94	Jeremy Jackson	1997
	94	Jim Kremers	1987
6.	93	Jeff King	1985
7.	92	Ryan Lundquist	1997
8.	91	Andy Skeels	1987
	91	Ralph Kraus	1986
	91	Dave Patterson	1986

	86	**Wehiwa Aloy**	**2025**

HOME RUNS

	HR	Player	Year
1.	24	Ryan Lundquist	1997
2.	22	Brett Eibner	2010
	22	Danny Hamblin	2007
4.	**20**	**Wehiwa Aloy**	**2025**
	20	Chad Spanberger	2017
	20	Andrew Benintendi	2015
	20	Rodney Nye	1999
8.	19	Andy Wilkins	2009
	19	Ryan Fox	2003
	18	Andy Skeels	1987

SLUGGING PCT (MIN. 150 AB)

	SLG	Player	Year
1.	.819	Ryan Lundquist	1997
2.	.802	Jeff King	1986
3.	.763	Andy Skeels	1987
4.	.734	Ralph Kraus	1986
5.	.723	Kevin McReynolds	1980
6.	.718	Brett Eibner	2010
7.	.717	Andrew Benintendi	2015
8.	.701	Jeremy Jackson	1997
	.701	Jeff King	1985
10.	.689	Greg D'Alexander	1990

	.675	**Wehiwa Aloy**	**2025**

RUNS

	Runs	Player	Year
1.	87	Eric Hinske	1997
2.	86	Matt Erickson	1997
3.	83	Ryan Lundquist	1997
4.	78	Jason McConnell	1996
5.	**77**	**Wehiwa Aloy**	**2025**
6.	76	Joe Jester	1999
7.	72	Trevor Ezell	2019
	72	Dave Patterson	1986
9.	71	Jason McConnell	1997
	71	Scott Loseke	1983

RBI

	RBI	Player	Year
1.	82	Jeff King	1985
2.	78	Rodney Nye	1999
	78	Ryan Lundquist	1997
4.	76	Eric Hinske	1997
	76	Jim Kremers	1987
	76	Andy Skeels	1987
7.	72	Jeremy Jackson	1997
8.	71	Brett Eibner	2010
	71	Casey Coon	2007
	71	Eric Hinske	1998

	64	**Wehiwa Aloy**	**2025**

TOTAL BASES

	TB	Player	Year
1.	190	Ryan Lundquist	1997
2.	184	Andy Skeels	1987
3.	178	Jeff King	1985
4.	168	Ralph Kraus	1986
5.	167	Rodney Nye	1999
6.	**166**	**Wehiwa Aloy**	**2025**
7.	162	Andrew Benintendi	2015
8.	161	Collin Kuhn	2010
9.	159	Kevin McReynolds	1980
10.	158	Jim Kremers	1987

EXTRA-BASE HITS

	XBH	Player	Year
1.	50	Andy Skeels	1987
2.	48	Ryan Lundquist	1997
3.	47	Jeff King	1985
4.	46	Ralph Kraus	1986
5.	42	Jim Kremers	1987
	42	Jeff King	1986
7.	40	Casey Martin	2019
8.	**39**	**Wehiwa Aloy**	**2025**
	39	Brett Eibner	2010
	39	Rodney Nye	1999
	39	Rodney Nye	1998


WEHIWA KAPAHULEHUA ALOY
SEC
PLAY
YEAR
ARKANSAS
RAZORBACKS

ROOT PIG SOOIE

- **LHP Zach Root**, a transfer from ECU, is Arkansas' ace as well as a first-team All-SEC peformer on the mound this season.
- Through 17 starts as a Razorback, Root has lived up to the billing with an 8-5 record and 3.59 ERA in a team-high 92.2 innings of work.
- The junior left-hander has struck out a team-leading 119 batters and limited opposing hitters to a .221 batting average on the year.
- Root made his first start as a Razorback in game two of the Opening Day doubleheader against Washington State (Feb. 14), spinning five innings of one-run ball with eight strikeouts.
- In his second start of the season, Root matched his then-career high with 10 strikeouts vs. #22 TCU (Feb. 22) in the Amegy Bank College Baseball Series at Globe Life Field in Arlington, Texas, limiting the Horned Frogs to one run on just two hits and a pair of walks.
- Root racked up eight strikeouts in his start against Charlotte (March 1), 5.1 innings in the Hogs' win. He logged his first quality start of the season against Portland (March 6), spinning six shutout innings and once again matching his then-career high of 10 strikeouts.
- Root made his first Friday start in his first SEC start of the season on the road at #13 Ole Miss (March 14).
- In his second SEC start of the season, Root turned in Arkansas' first seven-inning complete game since 2017, firing seven innings of two-run ball with seven strikeouts against South Carolina (March 21) to collect his team-leading second quality start of the year.
- Root was fantastic on the road against #14 Vanderbilt (March 28) in his third SEC start, carrying a no-hitter into the fifth and working a then-career long 7.2 scoreless innings with seven strikeouts to help Arkansas toss its first combined three-hit shutout since 2024.
- The southpaw, who earned his first SEC Pitcher of the Week honor as a result of his dominant performance on the road at Vanderbilt, became the first Arkansas pitcher to record back-to-back starts of at least seven innings since RHP Connor Noland did so in 2022.
- Root's best outing of the season so far came against top-ranked Texas (May 1) as he twirled a career-long eight shutout innings with a career-high 11 strikeouts to lead Arkansas to a series-opening win.
- As a result of his dominat performance, Root was named SEC Pitcher of the Week for the second time this season and earned national pitcher of the week honors from the NCBWA and Perfect Game.
- Root carder his team-leading fifth quality start at #3 LSU (May 9) with six innings of two-run ball and six strikeouts on the mound.
- In the NCAA Fayetteville Regional, the left-hander fired six shutout innings with seven strikeouts against Creighton (May 31) to earn his seventh win and record his sixth quality start of the season.
- In the NCAA Fayetteville Super Regional, Root spun seven innings of two-run ball (one earned) with six strikeouts against #16 Tennessee (June 7) to record his eighth win and seventh quality start.

CHEESE

- **LHP Landon Beidelschies**, a transfer from Ohio State, owns a 4-0 record with a 4.92 ERA and 61 strikeouts in 56.2 innings this season.
- The left-hander, who has appeared in 14 games with 12 starts this year, went 6-7 with a 4.15 ERA and 91 strikeouts in 84.2 innings in 15 starts as the Buckeyes' Friday night starter as a sophomore in 2024.
- Beidelschies made his Razorbacks debut against Washington State (Feb. 17), striking out seven over five innings of one-run ball.
- He made his first appearance of the season in a relief role vs. #22 TCU (Feb. 22) in the Amegy Bank College Baseball Series at Globe Life Field in Arlington, Texas, working 2.2 scoreless innings to help.
- The lefty logged his first quality start of the year against Charlotte (March 2), twirling 6.1 innings of one-run ball with seven strikeouts.

GET THE GACK

- Following a historic rookie campaign, **RHP Gabe Gaeckle** entered his sophomore campaign as one of college baseball's top pitchers.
- Prior to the 2025 season, the right-hander was named Baseball America's preseason SEC Pitcher of the Year, clinched consensus preseason All-America status from Baseball America, D1Baseball, NCBWA and Perfect Game and earned preseason first-team All-SEC recognition from the league's 16 head coaches.
- The Aptos, Calif., native was a unanimous first-team Freshman All-American in 2024 after he made 22 relief appearances for Arkansas and posted a 3-3 record with a 2.32 ERA, 57 strikeouts and a team-leading seven saves in 42.2 innings of work.
- Gaeckle became the fifth Razorback freshman since 2003, Dave Van Horn's first year, to record five or more saves in a season: RHP DJ Baxendale - 7, 2010; RHP Nolan Sanburn - 8, 2011; RHP Brady Tygart - 8, 2022; RHP Gage Wood - 5, 2023; and RHP Gabe Gaeckle - 7, 2024.
- Gaeckle made his first career start on the mound in game one of the Opening Day doubleheader against Washington State (Feb. 14), firing five shutout innings with seven strikeouts in the Hogs' win.
- In his second start, Gaeckle worked a career-long 5.2 innings vs. Kansas State (Feb. 22) in the Amegy Bank College Baseball Series at Globe Life Field in Arlington, Texas, and struck out a pair.
- Making his first career SEC start at #13 Ole Miss (March 15), Gaeckle racked up a career-high eight strikeouts over four innings of work.
- The right-hander matched his career long with 5.2 innings of two-run ball and seven strikeouts in a start at #14 Vanderbilt (March 29) to lead Arkansas to its first series sweep in Nashville since 1994.
- Working in relief for the first time this season, Gaeckle tossed a career long-tying 5.2 innings of one-run ball with a career high-matching eight strikeouts against Texas A&M (April 18).
- Since returning to the bullpen, Gaeckle sports a stellar 2.08 ERA with 36 strikeouts in 26.0 innings across eight appearances in relief.

GOT THAT WOOD

- **RHP Gage Wood** has worked in a variety of roles on the Razorback pitching staff throughout his career at Arkansas.
- As a true freshman in 2023, Wood was Arkansas' closer, going 2-0 with a 4.80 ERA, 42 strikeouts and a team-leading five saves in 30.0 innings of work to earn a spot on the Freshman All-SEC Team.
- As a sophomore in 2024, the Batesville, Ark., native made 22 appearances, including three starts, and posted a 3-2 record with a 4.46 ERA, 56 strikeouts and two saves in 40.1 innings of work.
- Now as a junior in 2024, Wood is a key piece of the starting rotation.
- The hard-throwing right-hander made his first start of the season on the mound against Washington State (Feb. 15), striking out seven over five innings of two-run ball. In his second start of the year, Wood went up against Michigan (Feb. 23) in the Amergy Bank College Baseball Series at Globe Life Field in Arlington, Texas, and was carving through the Wolverine lineup with six strikeouts in two innings before leaving the game with an injury.
- Wood went 54 days before returning to the mound, making his first start back in the doubleheader against Texas A&M (April 18).
- In his second start back on the mound, Wood struck out five over three shutout innings at Florida (April 26).
- The right-hander racked up nine strikeouts over four innings of one-run ball against #1 Texas (May 2), his third start back.
- Wood's most dominant outing of the season came in a postseason start against Creighton (June 1) in the NCAA Fayetteville Regional, twirling a career-long six innings of three-run ball with a career-high 13 strikeouts.

RETURN OF THE MAC (AGAIN)

- Veteran **RHP Will McEntire**, the Razorbacks' most experienced pitcher on staff, has appeared in 81 career games with 20 starts, racking up 232 strikeouts over 222.0 innings of work.
- McEntire's 232 career strikeouts are tied with 2021 SEC Pitcher of the Year and Golden Spikes Award winner RHP Kevin Kopps (2017-21) for seventh most by a Razorback in program history.

Rank	Career SO	Player (Years)
1.	360	Hagen Smith (2022-24)
2.	345	Nick Schmidt (2005-07)
3.	301	Matt Carnes (1995-97)
4.	283	David Walling (1998-99)
5.	261	Scott Tabor (1979-82)
6.	244	Blaine Knight (2016-18)
7.	**232**	**Will McEntire (2020-pres.)**
	232	Kevin Kopps (2017-21)
9.	229	Charley Boyce (2003-06)
10.	225	Gerald Hannahs (1971-74)

KUHIO KRUSH

- **INF/OF Kuhio Aloy**, the BYU transfer, has quickly established himself as one of the most dangerous hitters in college baseball.
- The Hogs' designated hitter is slashing .333/.419/.573 with 13 home runs, tied for third most on the team, and a team-leading 69 RBI in 56 games. Aloy is third on the team in doubles (15) and base hits (74) and ranks fourth on the team in total bases (129) this season.
- Kuhio, a first-team All-SEC performer, currently leads the the team in multi-RBI game (19) and is fourth in multi-hit games (20).

BASH BRADDAHS

- **Wehiwa Kapahulehua Aloy** and **Kuhio Kamakanawehiwamaikalewa Aloy** were born 17 months apart in Wailuku, Hawai'i. They are the first set of brothers to earn first-team All-SEC baseball honors
- The brothers, who have homered in the same game three times this seasons, accomplished a rare feat by each hitting a homer in the same inning vs. Kansas State (Feb. 21) in the Amegy Bank College Baseball Series at Globe Life Field in Arlington, Texas.
- The brothers did it once again at #13 Ole Miss (March 15), clobbering back-to-back home runs in the fifth inning of the Razorbacks' win.
- According to Elias Sports Bureau, only seven pairs of brothers since 1900 have each hit a home run in the same inning in MLB history.
- Only two sets of brothers (B.J. and Justin Upton for the Atlanta Braves in 2013; Lloyd and Paul Waner for the Pittsburgh Pirates in 1938) have hit back-to-back home runs in MLB history.

ALLEZ DAVALAN

- **OF Charles Davalan**, the FGCU transfer, has made his case as one of the best leadoff hitters in all of college baseball.
- The Montreal, Canada, native is slashing .353/.438/.574 with 13 home runs, tied for fourth most on the Hogs, and 57 RBI in 60 games.
- The Arkansas outfielder is the team leader in hits (88) and is second in runs scored (66) and multi-hit games (27). He is also fourth on the Razorbacks in multi-RBI games (13) this season.
- Through 60 games, Davalan, a first-team All-SEC performer, has drawn more walks (32) than strikeouts (24) this season.
- Davalan spent his true freshman season at FGCU, where he slashed .288/.413/.514 with 10 home runs and 37 RBI in 2024. He scored a team-leading 66 runs, totaled 64 hits, including 16 doubles and two triples, drew 28 walks and went 13-for-18 in stolen base attempts.

AUSSIE, AUSSIE, AUSSIE

- Highly touted junior-college prospect **INF Brent Iredale** has provided big pop since arriving at Arkansas in the fall. Through 60 games as a Razorback, Iredale is slashing .289/.456/.547 with 13 home runs and 56 RBI. He leads the team in walks (43) and HBP (21).
- Iredale powered the Razorbacks to an Opening Weekend series win against Washington State, slashing a team-leading .467/.526/.933 with two home runs and nine RBI over four games.
- The Sydney, Australia, native, making his Arkansas debut after beginning his collegiate career at New Mexico JC, became the first Razorback with nine RBI in a season-opening series since OF Heston Kjerstad accomplished the feat on Opening Weekend in 2020.
- Iredale also turned in a historic day at the plate against Portland (March 7), going 3-for-3 with two home runs and eight RBI to become the first Razorback with eight RBI in a game since Rodney Nye accomplished the feat against ORU on April 14, 1999.
- The Razorback third baseman was one RBI shy of matching Ryan Lundquist's single-game program record of nine RBI, which he accomplished against Central Missouri State on March 4, 1997.

YES I CAM

- **INF Cam Kozeal**, the Vanderbilt transfer, has emerged as an offensive threat in the Arkansas lineup. The sophomore infielder is slashing .341/.389/.636 with 15 home runs and 62 RBI in 55 games.
- In conference play this season, Kozeal, a second-team All-SEC performer, slashed .333/.385/.626 with nine home runs and a conference-leading 41 RBI in 30 games with 28 starts.
- Kozeal was named the SEC Player of the Week after powering the Razorbacks to a weekend series sweep against Missouri (April 5-6) and leading the SEC in nearly every major offensive category, including hits (9), doubles (3), RBI (13), total bases (18), on-base percentage (.706) and slugging percentage (1.385), in Week 8.
- Led by Kozeal, who accounted for 13 RBI in the series and single-handedly outscored Missouri (9) in the sweep, the Hogs set their program record for runs in an SEC series (51).

JIMMY

- **RHP Aiden Jimenez**, a transfer from Oregon State, was on track to crack the Beavers' weekend rotation last year before a season-ending injury. Now healthy, Jimenez, in his first year at Arkansas, has emerged as crucial piece of the Razorback bullpen this season.
- The right-hander is 4-1 with a 2.51 ERA and 34 strikeouts over a team-leading 32.1 innings in relief. He made his first start on the mound against #17 Tennessee (May 16), allowing four runs in 2.1 innings, before starting the NCAA Fayetteville Regional opener against North Dakota State (May 30) and striking out three in 3.2 innings of work.
- As a freshman at Oregon State in 2023, he went 5-2 with a 5.68 ERA and 35 strikeouts in 38.0 innings. He turned in his best outing against Sam Houston (June 4, 2023) in the NCAA Baton Rouge Regional, throwing six shutout innings in relief with six strikeouts.

THE FIREMAN

- **RHP Christian Foutch** is the Razorbacks' team leader in saves (4) this season. The hard-throwing right-hander is 1-0 with a 3.48 ERA and 27 strikeouts across 20.2 innings in relief this season.
- After a strong sophomore campaign, Foutch entered 2025 with preseason All-America honors and preseason All-SEC praise.
- He was also named to the preseason watch list for the NCBWA Stopper of the Year Award, given to the top reliever in college baseball, entering the 2025 season.



DVH'S EIGHTH **45-WIN SEASON** AT ARKANSAS

MACHINE OF CONSISTENCY

- Since the start of the 2017 season, Arkansas is the winningest college baseball program in the country (as of June 8, 2025).

Team	Total Wins ('17 - '18 - '19 - '20 - ' 21 - '22 - '23 - '24 - '25)
Arkansas	**380 (45 - 48 - 46 - 11 - 50 - 46 - 43 - 44 - 47)**
Oregon State	369 (56 - 55 - 36 - 5 - 37 - 48 - 41 - 45 - 46)
Southern Miss	369 (50 - 44 - 40 - 12 - 40 - 47 - 46 - 43 - 47)
Tennessee	368 (27 - 29 - 40 - 15 - 50 - 57 - 44 - 60 - 46)
LSU	365 (52 - 39 - 40 - 12 - 38 - 40 - 54 - 43 - 47)
Florida	358 (52 - 49 - 34 - 16 - 38 - 42 - 54 - 36 - 39)
Vanderbilt	354 (36 - 35 - 59 - 13 - 49 - 39 - 42 - 38 - 43)
East Carolina	354 (32 - 44 - 47 - 13 - 44 - 46 - 47 - 46 - 35)

- Under Dave Van Horn, who is in his 23rd year as the Razorbacks' head coach, Arkansas has tallied seven 45-win seasons.

Season	Total Wins
2004	45
2012	46
2017	45
2018	48
2019	46
2021	50
2022	46
2025	**47**

- Excluding the shortened 2020 season, the Razorbacks are the only SEC team, and one of only two teams in the country (also Southern Miss), to record 40-plus wins in each of the last eight full seasons.

Season	Overall Wins	SEC Wins
2017	45	18
2018	48	18
2019	46	20
2021	50	22
2022	46	18
2023	43	20
2024	44	20
2025	**47**	**20**

IT JUST MEANS MORE WINS

- Arkansas, winners of a program-record 12 consecutive SEC games in 2025, has won 18 or more SEC games for eight straight seasons.
- LSU is the only other team in SEC history to record at least eight consecutive seasons of 18-plus SEC victories (10 from 1996-2005).
- By going 11-1 through its first 12 SEC games, Arkansas started 8-4 or better in SEC play for the eighth consecutive seasons (2017-present).
- It represents the best stretch of starting 8-4 or better in SEC play by a team since LSU did so in eight consecutive seasons from 1991-98.

THE BIG 2-0

- Arkansas has finished with 20 or more SEC victories in a season six times in program history, including five times under Dave Van Horn.

Year	SEC Record (Finish)
1999	22-8 (SEC overall champions)
2019	20-10 (SEC Western Division champions)
2021	22-8 (SEC overall champions)
2023	20-10 (SEC overall champions)
2024	20-10 (SEC Western Division champions)
2025	**20-10 (2nd overall)**

- Arkansas hit the 20-win mark in SEC play for the third straight seasons in 2025, becoming the first SEC team in to win 20 or more league games in five of six seasons as well as one of two teams along with LSU (1996-98) with three consecutive 20-win SEC seasons.

GONE STREAKING

- Arkansas has recorded 11 winning streaks of 10 or more games since head coach Dave Van Horn took over at the helm of the program.

Winning Streak	Dates
16	March 7, 2020-March 13, 2021
15	Feb. 25-March 22, 2024
15	March 1-28, 2023
13	April 3-23, 2010
12	**Feb. 14-March 11, 2025**
12	March 5-25, 2022
12	Feb. 11-March 8, 2005
11	March 26-April 12, 2024
10	May 16-June 5, 2021
10	March 4-21, 2012
10	Feb. 11-March 5, 2003

- The Razorbacks' 15-game winning streaks in 2023 and 2024 were their longest in-season winning streak of the Van Horn era.
- They were also the longest in-season winning streaks in program history since the Hogs won the first 18 games of the 1996 season.

MIDWEEK MAGIC

- The Hogs, who finished 11-1 in midweek games in 2025, had won 18 consecutive midweek matchups before their streak was snapped in a 14-13 extra-inning loss against Missouri State on March 25, 2025.
- Arkansas completed the 2024 season 12-0 in midweek games, posting an unbeaten midweek record for the first time since 2005.
- In 2024, the Razorbacks secured midweek wins against Grambling, UCA, Oral Roberts, Little Rock, Arkansas State and UAPB as well as three two-game midweek series sweeps over San Jose State, Texas Tech and Missouri State to finish with a perfect 12-0 midweek record.
- In 2005, Dave Van Horn's third season as head coach, Arkansas went 9-0 in midweek games, including two wins against Centenary, two wins against Missouri State, two wins against Northern Colorado, two wins against Oral Roberts and one win against Oklahoma State.

RBI PARTY

- Through 60 games, the Razorbacks boast five players with 50 or more RBI this season. **INF/OF Kuhio Aloy** has a team-leading 69 RBI.
- **INF Wehiwa Aloy** has 64 RBI, **INF Cam Kozeal** has 62 RBI, **OF Charles Davalan** has 57 RBI and **INF Brent Iredale** has 56 RBI.
- Three Hogs have eclipsed 60 RBI in a season for the first time since 1998. The last Razorback trio with 60 RBI in a season was Eric Hinske (71 RBI), Rodney Nye (69 RBI) and Ryan Lundquist (60 RBI) in 1998.

30 SEASONS OF BAUM-WALKER STADIUM

- The 2025 campaign marks the 30th season in the history of Baum-Walker Stadium, which opened in 1996. Arkansas maintains an all-time record of 732-247 (.748) in the stadium's 30-year history.
- With a win against Creighton (June 1) in the NCAA Fayetteville Regional, the Razorbacks won their 35th game of the year inside the friendly confines of Baum-Walker Stadium, breaking their single-season program record of 34 home wins set in 2018 and 2024.
- Excluding 2020, Arkansas has won 28 or more home games in eight straight seasons, including a program-best 35 wins in 2025.

Year	Home Record	Overall Record (Postseason)
2017	29-8	45-19 (Regional)
2018	34-4	48-21 (College World Series)
2019	33-7	46-20 (College World Series)
2021	30-8	50-13 (Super Regional)
2022	28-7	46-21 (College World Series)
2023	32-6	43-18 (Regional)
2024	34-5	44-16 (Regional)
2025	**36-4**	**47-13 (TBD)**

HOME SWEET BAUM-WALKER

- In order of winning percentage, here are the Razorbacks' top records at home since Baum-Walker Stadium opened in 1996.

Year	Home Record	Winning Percentage
2025	**36-4**	**.900**
2018	34-4	.895
2024	34-5	.872
2023	32-6	.842
2019	33-7	.825
2004	31-7	.816
2022	28-7	.800

J.B. & JOHNELLE HUNT FAMILY BASEBALL DEVELOPMENT CENTER

- The J.B. & Johnelle Hunt Family Baseball Development Center is a $27-million, 49,000-square foot baseball performance facility, providing players with an expanded locker room, team meeting room, strength & conditioning center, training room, nutrition center, pitching development center and an in-venue batting tunnel.
- The one-of-a-kind facility, which opened ahead of the 2022 campaign, sits in the right-field corner of Baum-Walker Stadium.
- It also includes a tunnel to connect the facility to the first-base dugout and postgame press conference room.

PROHOGS

- Five (5) former Razorbacks were listed on 2025 Major League Baseball Opening Day rosters.

Player	Team	Draft Year
Jalen Beeks	Arizona Diamondbacks	2014
Andrew Benintendi	Chicago White Sox	2015
Heston Kjerstad	Baltimore Orioles	2020
Ryne Stanek	New York Mets	2013
Trevor Stephan*	Cleveland Guardians	2017

(* = injured list)

- Six (6) former Razorbacks have won a World Series championship:

Player	Team	Year
Dick Hughes	St. Louis Cardinals	1967
Eric Hinske (2x)	Boston Red Sox	2007
	New York Yankees	2009
Dallas Keuchel	Houston Astros	2017
Andrew Benintendi	Boston Red Sox	2018
Drew Smyly	Atlanta Braves	2021
Ryne Stanek	Houston Astros	2022

MLB DRAFT FACTS

- Arkansas has had at least one player selected in each of the past 50 MLB drafts dating back to 1975.
- The Razorbacks have had double-digit players selected in a single draft on three occasions: 1985 (10), 2013 (11) and 2018 (11).
- Since 2018, Nate Thompson's first season, no school in the country has had more overall draft selections than Arkansas (53).
- Under Matt Hobbs, Arkansas has had 23 pitchers selected in the MLB draft, including 16 pitchers taken in the first 10 rounds, since 2019.

RECORD WATCH

Batting

BATTING AVG (MIN. 95 AB)

	AVG	Player	Year
1.	.429	Zack Cox	2010
2.	.425	Jeremy Jackson	1997
3.	.417	Bill Dorothy	1969
4.	.398	Matt Erickson	1997
5.	.397	Ryan Lundquist	1997
	.397	Ralph Kraus	1986
7.	.393	Jim Kremers	1987
8.	.391	Matt Erickson	1996
9.	.387	Greg D'Alexander	1990
	.387	Dave Patterson	1986

	.355	**Charles Davalan**	**2025**
	.352	**Logan Maxwel**	**2025**
	.350	**Wehiwa Aloy**	**2025**

AT BATS

	AB	Player	Year
1.	283	Casey Martin	2019
2.	281	Eric Cole	2018
3.	275	Cayden Wallace	2022
4.	269	Rodney Nye	1999
5.	267	Dominic Fletcher	2018
6.	266	Heston Kjerstad	2019
7.	265	Dominic Fletcher	2019
8.	264	Tim Carver	2012
9.	263	Joe Jester	1999
10.	262	Heston Kjerstad	2018
	262	Ryan Lundquist	1999

	249	**Charles Davalan**	**2025**
	246	**Wehiwa Aloy**	**2025**

HITS

	Hits	Player	Year
1.	102	Zack Cox	2010
2.	97	Matt Erickson	1996
3.	94	Matt Erickson	1997
	94	Jeremy Jackson	1997
	94	Jim Kremers	1987
6.	93	Jeff King	1985
7.	92	Ryan Lundquist	1997
8.	91	Andy Skeels	1987
	91	Ralph Kraus	1986
	91	Dave Patterson	1986

	88	**Charles Davalan**	**2025**
	86	**Wehiwa Aloy**	**2025**

SINGLES

	1B	Player	Year
1.	78	Zack Cox	2010
2.	68	Matt Erickson	1996
3.	67	Tom Pagnozzi	1983
4.	66	Scott Pose	1989
	66	Dave Patterson	1986
	66	Dave Patterson	1985
7.	64	Jason McConnell	1996
8.	62	Tim Carver	2012
9.	**61**	**Charles Davalan**	**2025**
10.	60	Casey Martin	2018
	60	Casey Rowlett	2004
	60	Matt Erickson	1997
	60	Kenderick Moore	1995
	60	Kirk Piskor	1990
	60	Greg D'Alexander	1989

DOUBLES

	2B	Player	Year
1.	28	Jim Kremers	1987
2.	27	Eric Hinske	1998
	27	Matt Erickson	1997
	27	Ralph Kraus	1986
5.	26	Jeff King	1985
6.	25	Trevor Ezell	2019
	25	Andrew Wishy	2003
	25	Andy Skeels	1987
9.	24	Dominic Fletcher	2019
	24	Rodney Nye	1998
	24	Matt Erickson	1996
	24	Kelly Zane	1987

	18	**Wehiwa Aloy**	**2025**
	18	**Cam Kozeal**	**2025**
	15	**Kuhio Aloy**	**2025**

HOME RUNS

	HR	Player	Year
1.	24	Ryan Lundquist	1997
2.	22	Brett Eibner	2010
	22	Danny Hamblin	2007
4.	**20**	**Wehiwa Aloy**	**2025**
	20	Chad Spanberger	2017
	20	Andrew Benintendi	2015
	20	Rodney Nye	1999
8.	19	Andy Wilkins	2009
	19	Ryan Fox	2003
10.	18	Andy Skeels	1987

SLUGGING PCT (MIN. 150 AB)

	SLG	Player	Year
1.	.819	Ryan Lundquist	1997
2.	.802	Jeff King	1986
3.	.763	Andy Skeels	1987
4.	.734	Ralph Kraus	1986
5.	.723	Kevin McReynolds	1980
6.	.718	Brett Eibner	2010
7.	.717	Andrew Benintendi	2015
8.	.701	Jeremy Jackson	1997
	.701	Jeff King	1985
10.	.689	Greg D'Alexander	1990

	.675	Wehiwa Aloy	2025

RUNS

	Runs	Player	Year
1.	87	Eric Hinske	1997
2.	86	Matt Erickson	1997
3.	83	Ryan Lundquist	1997
4.	78	Jason McConnell	1996
6.	**77**	**Wehiwa Aloy**	**2025**
	76	Joe Jester	1999
7.	72	Trevor Ezell	2019
	72	Dave Patterson	1986
9.	71	Jason McConnell	1997
	71	Scott Loseke	1983

	66	**Charles Davalan**	**2025**

RBI

	RBI	Player	Year
1.	82	Jeff King	1985
2.	78	Rodney Nye	1999
	78	Ryan Lundquist	1997
4.	76	Eric Hinske	1997
	76	Jim Kremers	1987
	76	Andy Skeels	1987
7.	72	Jeremy Jackson	1997
8.	71	Brett Eibner	2010
	71	Casey Coon	2007
	71	Eric Hinske	1998

	69	**Kuhio Aloy**	**2025**
	64	**Wehiwa Aloy**	**2025**
	62	**Cam Kozeal**	**2025**
	57	**Charles Davalan**	**2025**
	56	**Brent Iredale**	**2025**

TOTAL BASES

	TB	Player	Year
1.	190	Ryan Lundquist	1997
2.	184	Andy Skeels	1987
3.	178	Jeff King	1985
4.	168	Ralph Kraus	1986
5.	167	Rodney Nye	1999
6.	**166**	**Wehiwa Aloy**	**2025**
7.	162	Andrew Benintendi	2015
8.	161	Collin Kuhn	2010
9.	159	Kevin McReynolds	1980
10.	158	Jim Kremers	1987

EXTRA-BASE HITS

	EBH	Player	Year
1.	50	Andy Skeels	1987
2.	48	Ryan Lundquist	1997
3.	47	Jeff King	1985
4.	46	Ralph Kraus	1986
5.	42	Jim Kremers	1987
	42	Jeff King	1986
7.	40	Casey Martin	2019
8.	**39**	**Wehiwa Aloy**	**2025**
	39	Brett Eibner	2010
	39	Rodney Nye	1999
	39	Rodney Nye	1998

HIT BY PITCH

	HBP	Player	Year
1.	25	Collin Kuhn	2010
2.	22	Joe Jester	1999
3.	**21**	**Brent Iredale**	**2025**
	21	Casey Coon	2007
5.	18	Heston Kjerstad	2018
	18	Michael Bernal	2014
	18	Michael Conner	2002
	18	Jack Welsh	2000
9.	17	Brady Toops	2004
10.	16	Jace Bohrofen	2023
	16	Zack Gregory	2022
	16	Collin Kuhn	2011
	16	Jack Welsh	1998

WALKS

	BB	Player	Year
1.	68	Scott Loseke	1983
2.	58	Gary Jones	1982
3.	57	Jeff King	1986
4.	54	Tim Thomas	1990
5.	53	Mark Burnett	1999
6.	50	Ben McLaughlin	2024
	50	Andrew Benintendi	2015
	50	Jake Dugger	2004
9.	49	Chase Leavitt	2009
10.	48	Andy Wilkins	2009
	48	Tim Thomas	1992

	43	**Brent Iredale**	**2025**

SACRIFICE FLIES

	SF	Player	Year
1.	12	Greg D'Alexander	1989
2.	9	Eric Hinske	1997
3.	8	Robert Moore	2021
	8	Jacob Nesbit	2019
	8	Brian Anderson	2014
	8	Jack Welsh	1999
7.	**7**	**Brent Iredale**	**2025**
	7	Heston Kjerstad	2018
	7	Jax Biggers	2018
	7	Luke Bonfield	2017
	7	Tyler Spoon	2015
	7	Scott Hode	2004
	7	Allen Williams	1994
	7	Kyle Harris	1992
	7	Jeff King	1986
	7	Doyle Wilson	1985
	7	Kevin McReynolds	1979

Pitching

GAMES STARTED

	K	Player	Year
1.	20	DJ Baxendale	2012
2.	19	Connor Noland	2022
	19	Connor Noland	2019
	19	Blaine Knight	2018
	19	Charley Boyce	2004
	19	Clint Brannon	2004
7.	18	Isaiah Campbell	2019
	18	Keaton McKinney	2015
	18	Nick Schmidt	2007
	18	Duke Welker	2007
	18	John Cebuhar	1987
	18	Kevin Campbell	1985
	18	Fred Farwell	1985

	17	**Zach Root**	**2025**
	12	**Landon Beidelschies**	**2025**

STRIKEOUTS

	K	Player	Year
1.	161	Hagen Smith	2024
2.	155	David Walling	1999
3.	145	Nick Schmidt	2006
4.	131	Kevin Kopps	2021
5.	128	Jess Todd	2007
	128	David Walling	1998
7.	125	Isaiah Campbell	2019
8.	120	Trevor Stephan	2017
9.	**119**	**Zach Root**	**2025**
10.	114	Drew Smyly	2010

** Current players in bold*

RECORD WATCH

Batting

At-Bats

Game: 67, Texas A&M - 5/5/89

Rank	Total	Year / Games	Avg./Gm
1.	2,402	2004 / 69	34.81
2.	2,347	2018 / 69	34.01
3.	2,339	1999 / 65	35.98
4.	2,279	2019 / 66	34.53
5.	2,277	2022 / 67	33.99
6.	2,276	2010 / 64	35.56
7.	2,273	1987 / 68	33.43
8.	2,247	2012 / 68	33.04
9.	2,233	1989 / 67	33.33
10.	2,207	2009 / 65	33.95

	2,008	**2025 / 60**	**33.47**

Batting Average

Rank	Total (H/AB)	Year/Games
1.	.341 (723/2118)	1997 / 56
2.	.334 (593/1775)	1984 / 56
3.	.326 (740/2273)	1987 / 68
4.	.325 (548/1995)	1990 / 62
5.	.321 (704/2192)	1985 / 66
6.	.316 (666/2110)	1998 / 59
7.	**.313 (629/2008)**	**2025 / 60**
	.313 (655/2123)	1996 / 59
9.	.312 (525/1681)	1982 / 57
	.312 (533/1707)	1981 / 52

Runs

Inning: 14, Saint Louis (1st) - 4/7/10
Game: 33, Southwest Baptist - 3/21/84

Rank	Total	Year / Games	Avg./Gm
1.	589	1997 / 56	10.52
2.	575	1987 / 68	8.46
3.	543	1985 / 66	8.23
4.	529	1999 / 65	8.14
6.	**523**	**2025 / 60**	**8.72**
5.	498	1998 / 59	8.44
7.	491	2019 / 66	7.44
8.	483	2021 / 63	7.67
9.	482	2018 / 69	6.99
	482	1988 / 62	7.77

Hits

Game: 32, Southwest Baptist - 3/21/84

Rank	Total	Year / Games	Avg./Gm
1.	740	1987 / 68	10.88
2.	723	1997 / 56	12.91
3.	705	1999 / 65	10.85
4.	704	1985 / 66	10.66
5.	697	2010 / 64	10.89
	697	2004 / 69	10.10
7.	695	2018 / 69	10.07
8.	686	1989 / 67	10.24
9.	679	2019 / 66	10.29
10.	666	1998 / 59	11.29

	629	**2025 / 60**	**10.48**

Home Runs

Game: 9, Grambling State - 6/4/10

Rank	Total	Year / Games	Avg./Gm
1.	**121**	**2025 / 60**	**2.02**
2.	109	2021 / 63	1.73
3.	106	2022 / 67	1.58
4.	98	2018 / 69	1.42
5.	92	2023 / 61	1.51
	92	2010 / 64	1.44
7.	88	2019 / 66	1.33
8.	87	2024 / 60	1.45
9.	84	1999 / 65	1.29
10.	83	2017 / 64	1.30

RBI

Game: 30, 3x, last vs. Bucknell - 2/17/18

Rank	Total	Year / Games	Avg./Gm
1.	525	1997 / 56	9.38
2.	498	1987 / 68	7.32
3.	**492**	**2025 / 60**	**8.20**
4.	473	1999 / 65	7.28
5.	470	1985 / 66	7.12
6.	459	1998 / 59	7.78
7.	458	2019 / 66	6.94
8.	452	2018 / 69	6.55
9.	449	2010 / 64	7.01
10.	443	2022 / 67	6.61

Walks

Game: 19, vs. Alabama A&M - 3/12/13

Rank	Total	Year / Games	Avg./Gm
1.	361	1985 / 66	5.47
2.	360	2021 / 63	5.71
3.	355	1987 / 68	5.22
4.	325	2022 / 67	4.85
	325	1999 / 65	5.00
6.	324	2018 / 69	4.70
7.	321	2023 / 61	5.26
	321	2019 / 66	4.86
9.	**317**	**2025 / 60**	**5.28**
10.	309	1990 / 62	4.98

Total Bases

Rank	Total	Year / Games	Avg./Gm
1.	1,198	1987 / 68	17.62
2.	1,189	1997 / 56	21.23
3.	1,133	1985 / 66	17.17
4.	1,125	2010 / 64	17.58
5.	1,124	1999 / 65	17.29
6.	**1,120**	**2025 / 60**	**18.67**
7.	1,115	2019 / 66	16.89
8.	1,114	2018 / 69	16.14
9.	1,095	2022 / 67	16.34
10.	1,047	1998 / 59	17.75

Slugging Percentage

Rank	Total	Year / Games
1.	.561	1997 / 56
2.	**.558**	**2025 / 60**
3.	.527	1987 / 68
4.	.517	1985 / 66
5.	.504	1984 / 56
6.	.496	1998 / 59
7.	.494	2010 / 64
8.	.489	2019 / 66
9.	.488	1988 / 62
10.	.486	1990 / 62

Sacrifice Flies

Rank	Total	Year / Games
1.	42	2018 / 69
	42	1995 / 61
3.	40	1986 / 60
4.	37	1991 / 62
	37	1989 / 67
6.	36	2014 / 65
	36	2021 / 63
8.	34	2007 / 64
	34	2004 / 69
10.	33	2023 / 61

	29	**2025 / 60**

Hit By Pitches

Rank	Total	Year / Games
1.	107	2007 / 64
2.	94	2003 / 57
3.	93	2010 / 64
4.	90	1999 / 65
5.	89	2002 / 63
6.	85	2014 / 65
7.	**82**	**2025 / 60**
	77	2023 / 61
9.	74	2005 / 61
10.	72	2022 / 67
	72	2000 / 64

Pitching

Strikeouts

Game: 25, Oklahoma State - 2/24/24
Series (Three Games): 59 - 23, Oregon State - 2/23/24; 25, Oklahoma State - 2/24/24; 11, Michigan - 2/25/24

Rank	Total	Year / Games	Avg./Gm
1.	706	2024 / 60	11.76
2.	674	2022 / 67	10.06
3.	657	2021 / 63	10.43
4.	**636**	**2025 / 60**	**10.60**
5.	619	2017 / 64	9.67
	619	2018 / 69	8.97
7.	615	2019 / 66	9.32
8.	565	2007 / 64	8.83
9.	554	1999 / 65	8.63
10.	552	2023 / 61	9.05

Shutouts

Rank	Total	Year / Games
1.	13	1977 / 51
2.	10	2014 / 65
	10	2012 / 68
4.	9	1980 / 66
	9	1979 / 64
	9	1978 / 44
	9	1976 / 47
8.	8	2013 / 61
	8	1986 / 60
10.	**7**	**2025 / 59**
	7	2017 / 64
	7	2007 / 64

** Current season in bold*

*Headlined by pitchers Landon Beidelschies and Zach Root, Arkansas' **transfer portal class** entering the 2025 season was ranked No. 2 in the country by Baseball America.*

HOGS' TRANSFER PORTAL CLASS RANKED NO. 2 BY BASEBALL AMERICA

- Arkansas' transfer portal class coming into the 2025 season was ranked No. 2 in the country by Baseball America.
- The publication's top 100 transfer portal rankings feature eight Hog newcomers, including one in the top 10 and four among the top 50.
- The list includes **LHP Landon Beidelschies** (No. 9), **LHP Zach Root** (No. 13), **INF Camden Kozeal** (No. 26), **OF Charles Davalan** (No. 33), **OF Logan Maxwell** (No. 52), **INF/OF Rocco Peppi** (No. 65), **OF Carson Boles** (No. 93) and **INF Michael Anderson** (No. 98).
- In its summary of Arkansas' transfer class, Baseball America writes:

2. Arkansas

No. of top 100 transfers: 8

It was a disappointing end to the season for Arkansas, who—as the No. 4 national seed—saw its season end on its home turf following an upset loss in regional play to Southeast Missouri. The Razorbacks coaching staff entered the offseason with serious work to do as it pertained to both adding and replacing talent, and their transfer class is perhaps the best to come to Fayetteville in the portal era.

They lost their entire rotation—Hagen Smith, Brady Tygart and Mason Molina—to the draft, but they added two of the best lefthanders in the portal in **Landon Beidelschies** *(6-7, 4.15 ERA) and* **Zach Root** *(6-2, 3.56 ERA). Both will assume a weekend role this spring, and Arkansas has a bevy of weapons who will battle it out for the third starter spot. For as impressive a duo as Beidelschies and Root are, this class really shines positionally.*

Charles Davalan *(.288/.413/.514) has no shortage of tools packed into his compact frame, and the Florida Gulf Coast product will likely be the team's everyday center fielder. Infielder* **Camden Kozeal** *(.284/.349/.439) will almost certainly start at second base, while a handful of other position players will be in the mix for starting roles. After a stunning end to 2024, Arkansas again has the look of a team that will be competing for a national championship.*

POWERED BY THE PORTAL

- Head coach Dave Van Horn and the Hogs took full advantage of the transfer portal prior to the 2025 campaign, adding nine Division I transfer and one Division II transfer to the roster in the offseason.

Player	Former School(s)
INF/OF Kuhio Aloy	BYU
INF Michael Anderson	Rhode Island
LHP Landon Beidelschies	Ohio State
OF Carson Boles	Lincoln Memorial (DII)
OF Charles Davalan	FGCU
RHP Aiden Jimenez	Oregon State
INF Cam Kozeal	Vanderbilt
OF Logan Maxwell	TCU
INF/OF Rocco Peppi	Long Beach State/Fresno State
LHP Zach Root	ECU

- D1Baseball Top 85 Impact Transfer Pitchers
  - No. 2 - **LHP Zach Root**
  - No. 5 - **LHP Landon Beidelschies**

- D1Baseball Top 50 Impact Transfer Hitters
  - No. 13 – **OF Charles Davalan**
  - No. 16 – **OF Logan Maxwell**
  - No. 18 – **INF Cam Kozeal**
  - No. 49 – **INF/OF Kuhio Aloy**

- From D1Baseball: Portal Pitchers with Breakout Potential

Zach Root, *East Carolina to Arkansas - One of the top prospects in the 2025 draft class, Root started 12 games and appeared in 13 for ECU last season posting a 3.56 ERA in 68.1 innings of work. The 6-foot-1, 185-pounder also struck out 76 and walked 21. The left-hander potentially has one of the best arsenals in the nation, and what you see is what you get. It's an off-speed over fastball package, and he throws four of them average or better (change-up, curveball, cutter, slider). The best of the bunch is the curveball. It has two-plane shape at 79 mph with a total vertical depth of -55" which is comparable to current Major Leaguers Cole Ragans and DL Hall and would place him 20th of current qualified Major League left-handed starter pitchers. He also drew a 48% whiff rate with a .057 xwOBA against this breaker in 2024. His cutter (86-87 mph) and slider (83-85) profiles are very similar with about an inch of horizontal separation and four inches of vertical separation, and both drew strong whiff rates and ball-in-play results. There's a strong pronation bias with his two-seam 91-94 mph fastball that he throws 47% of the time and his low-80s change-up (22% usage) both carry significant arm-side profiles. There's little doubt in our minds that this arsenal, and the accompanying pitchability, translate to immediate success in the SEC, as well as professional baseball.* – David Seifert/D1Baseball

JUCO BANDITS

- Arkansas also added a pair of big-name junior college products in **INF Brent Iredale** (New Mexico JC) and **OF Justin Thomas Jr.** (Florida SouthWestern State) to its roster during the offseason.

- D1Baseball Top 50 Impact JUCO Transfer Hitters
  - No. 2 – **INF Brent Iredale**
  - No. 12 – **OF Justin Thomas Jr.**

*Featuring eight top 100 transfers and four top 500 freshmen, Arkansas' **newcomer class** entering the 2025 season was ranked No. 3 in the country by Baseball America.*

HOGS' NEWCOMER CLASS RANKED NO. 3 BY BASEBALL AMERICA

- Arkansas' newcomer class coming into the 2025 season was ranked No. 3 in the country by Baseball America.
- To get the most accurate read on which college programs have the best incoming talent on their roster heading into 2025, the publication combined each program's transfer haul and recruiting class to come up with an overall ranking of newcomers.
- Baseball America's top 100 transfer portal rankings feature eight Razorback newcomers, including one in the top 10 and four among the top 50, and its top 500 draft rankings include four freshman.
- In its summary of Arkansas' newcomers, Baseball America writes:

3. Arkansas

Top 100 transfers: 8

BA 500 freshmen: 4

Arkansas has a lengthy track record of bringing impact talent to campus, and this year is no different. On top of a fantastic portal haul that includes eight of the top 100 transfers, the Razorbacks bring to campus a quartet of players who ranked on the final iteration of the BA 500.

Left-handers **Landon Beidelschies** *(6-7, 4.15 ERA at Ohio State) and* **Zach Root** *(6-2, 3.56 ERA at East Carolina) are the strength of Arkansas' class of newcomers, but Oklahoma prep fireballer* **Carson Wiggins** *(No. 78), who is the younger brother of former Razorback and current Cubs prospect Jaxon, will be in contention to log a handful of innings as a freshman.*

Former New Mexico JC standout third baseman **Brent Iredale** *(.441/.576/1.000) ranked No. 464 on the BA 500 and is already off to a fast start this fall.*

Following a disappointing end in 2024, Arkansas has reloaded and looks the part of a national championship contender.

D1BASEBALL TOP 25 IMPACT FRESHMAN CLASSES

- Arkansas' freshman class, headlined by **RHP Carson Wiggins** and **LHP Cole Gibler**, was ranked No. 16 in the country by D1Baseball.
- In its summary of Arkansas' freshman class, D1Baseball writes:

Of all the Razorback freshmen, **Carson Wiggins** *came to campus with the highest accolades. The 94th overall prospect for the 2024 MLB Draft per Prep Baseball, the 6-foot-5 righthander touched 100.8 mph with his fastball while landing a mid-80s slider for strikes. It's a nasty combo that overwhelms opposing hitters, especially when also combined with solid control. He, like Gabe Gaeckle, is not just a wild-armed thrower. It took him just 10 pitches to set down Oklahoma State in order. Arms like Wiggins don't make it to college very often and he'll be a fun one to watch at least for two seasons in Fayetteville – Wiggins will be a draft-eligible sophomore in 2026.*

Cole Gibler*, a Missouri prep, was ranked the 131st overall prospect for the 2024 MLB Draft by Prep Baseball and he did everything to show deserving of that evaluation. His present pitchability is advanced for most any age, but super impressive for a freshman. With a quick arm he repeats a starter's-type delivery for above average control of three pitches. His fastball sat 92-95 and fired two breaking balls for strikes. Gibler sat down the side in order on 13 pitches, striking out a pair. Although it's a long way off, the 6-foot-2, 200-pound lefty has the look of a high round pick in 2027.* – David Seifert/D1Baseball

NEW KIDS ON THE BLOCK

- Perfect Game featured **RHP Carson Wiggins** and **LHP Cole Gibler** in its rankings of the top 75 freshmen coming into the 2025 season.
- Wiggins is the younger brother of RHP Jaxon Wiggins, who pitched for Arkansas from 2021-22 and was selected by the Chicago Cubs in the second round (No. 68 overall) of the 2023 MLB Draft.



*Arkansas pitching coach **Matt Hobbs** has developed nine All-Americans, 10 All-SEC honorees and 23 MLB draft picks since joining the program prior to the 2019 season.*

HOBBS NAMED D1BASEBALL ASSISTANT COACH OF THE YEAR

- Arkansas pitching coach Matt Hobbs was named the D1Baseball Assistant Coach of the Year following the 2024 season.
- Hobbs, now in his seventh season as pitching coach in 2025, guided his staff to a historic and record-breaking campaign in 2024.
- Arkansas ranked fifth nationally with a 3.87 ERA and a 3.11 strikeout-to-walk ratio and led the country with 12.1 strikeouts per nine innings, powered by a school-record 706 strikeouts.
- Since joining Arkansas as the pitching coach prior to the 2019 campaign, Hobbs has helped develop:

  » **9** All-Americans
  » **10** All-SEC honorees, including two SEC pitchers of the year
  » **23** MLB draft selections, including 16 top 10 rounders

- Under Hobbs's tutelage, RHP Kevin Kopps emerged as the best player in the country in 2021, winning both the Golden Spikes Award and Dick Howser Trophy, and LHP Hagen Smith was the unanimous national pitcher of the year in 2024.
- With Hobbs' help, Smith solidified his status as one of the greatest pitchers in Razorback history, concluding his career as the program's all-time strikeout king and single-season strikeout leader, and departing as the highest-drafted pitcher in school history when he was selected fifth overall by the Chicago White Sox in the 2024.
- Since Hobbs joined the Razorback coaching staff, Arkansas has made two trips to the College World Series (2019, 2022), clinched a pair of overall SEC championships (2021, 2023) and captured four SEC Western Division titles (2019, 2021, 2023, 2024).
- Additionally, the Hogs won Collegiate Baseball's national recruiting championship for the first time in program history in 2023 as Arkansas' star-studded recruiting class was named the nation's best.



***Arkansas**, the winningest team in the nation since 2017 (380 overall wins), checked in at No. 5 in D1Baseball's biennial rankings of the top 100 programs in college baseball.*

HOGS AT NO. 5 IN D1BASEBALL'S TOP 100 PROGRAMS RANKINGS

- Arkansas checked in at No. 5 in D1Baseball's biennial rankings of the top 100 programs in college baseball.
- D1Baseball's rankings place an emphasis on a tradition of consistent winning in the last decade, especially in the last five years, with the ultimate goal being to identify programs in the best shape currently with an eye towards the next five to 10 years.
- D1Baseball writers Aaron Fitt, Kendall Rogers, Mike Rooney, Joe Healy and Mark Etheridge made adjustments to the rankings based on evaluations of coaching staff quality and stability, facilities, scholarship/financial aid situation, conference dynamics, momentum, recruiting and player development proficiency.
- In its summary of the Arkansas program, D1Baseball writes:

  The Razorbacks are still chasing the program's first national title, but it's safe to say they've still had a plethora of success over the past few seasons under the direction of long-time and legendary head coach Dave Van Horn. The Hogs recently went 44-16 overall, 20-10 in the SEC, and earned the No. 5 national seed before getting upset in the Fayetteville Regional. Before this past season, the Hogs had gone 43-18 overall (tied for the SEC regular season crown with Florida) in '23 with a No. 3 national seed and yet another Regional host while also going 46-21 overall in '22 with a trip to the College World Series. And in '21, the Hogs went a miraculous 50-13 overall with a 22-8 record in the SEC. That year, the Hogs were the top overall national seed before getting upset in the Fayetteville Super Regional by NC State. Yes, not winning a national title – yet – is a knock on the Hogs, but literally everything else is checked. The Hogs are a perennial power, they're insanely consistent in the toughest conference in college baseball, and the resources are plentiful in Fayetteville. Baum Stadium is exceptional, the player development facilities are the nation's best, and the program is well-positioned in the NIL era. The Hogs are in a fantastic spot moving forward. – Kendall Rogers/D1Baseball

BAUM-WALKER STADIUM RECORDS

13,472	10,376	396,923	732	34,796
SINGLE-GAME ATTENDANCE (2018)	SINGLE-SEASON AVERAGE (2022)	SINGLE-SEASON TICKETS (2025)	WINS AT BAUM-WALKER STADIUM	3-GAME SERIES ATTENDANCE (2022)

ARKANSAS YEAR-BY-YEAR RESULTS AT BAUM-WALKER STADIUM

Year	Record	Pct.
1996	6-3	(.667)
1997	26-7	(.788)
1998	22-9	(.710)
1999	26-7	(.788)
2000	15-19	(.441)
2001	19-6	(.760)
2002	18-12	(.600)
2003	22-8	(.733)
2004	31-8	(.795)
2005	19-9	(.679)
2006	21-8	(.724)
2007	23-10	(.697)
2008	24-9	(.727)
2009	21-12	(.636)
2010	29-9	(.763)
2011	24-7	(.774)
2012	28-8	(.778)
2013	24-9	(.727)
2014	25-10	(.714)
2015	23-12	(.657)
2016	19-14	(.576)
2017	29-8	(.784)
2018	34-4	(.895)
2019	33-7	(.825)
2020	11-2	(.846)
2021	30-8	(.790)
2022	28-7	(.800)
2023	32-6	(.842)
2024	34-5	(.872)
2025	36-4	(.900)

Top 20 All-Time Crowds (tickets sold/distributed)

1.	USC	13,472	March 3, 2018
2.	Mississippi State	12,589	April 25, 2015
3.	South Alabama	12,006	March 7, 2020
4.	LSU	11,827	April 8, 2017
5.	Tennessee	11,787	April 26, 2019
6.	Vanderbilt	11,772	May 13, 2022
7.	Vanderbilt	11,761	May 14, 2022
8.	Auburn	11,742	April 26, 2014
9.	Ole Miss	11,736	April 30, 2022
10.	LSU	11,714	May 10, 2019
11.	Ole Miss	11,651	April 29, 2022
12.	Tennessee	11,594	April 27, 2019
13.	Mississippi State	11,548	April 1, 2022
14.	Mississippi State	11,522	April 2, 2022
15.	LSU	11,462	April 9, 2011
16.	Arizona State	11,434	April 8, 2009
17.	Mississippi State	11,415	April 3, 2022
18.	Ole Miss	11,409	May 1, 2022
19.	Ole Miss*	11,383	June 9, 2019
20.	Ole Miss*	11,350	June 8, 2019

* - NCAA Super Regional
^ - NCAA Regional

Top 20 All-Time Crowds (actual)

1.	Missouri State*	12,167	June 6, 2015
2.	Missouri State*	11,869	June 5, 2015
3.	South Carolina*	11,722	June 9, 2018
4.	Missouri State*	11,694	June 7, 2015
5.	South Carolina*	11,481	June 10, 2018
6.	South Carolina*	11,217	June 11, 2018
7.	LSU	11,103	April 9, 2011
8.	Arizona State	11,014	April 8, 2009
9.	Oral Roberts^	11,088	June 2, 2017
10.	LSU	10,987	April 8, 2017
11.	Mississippi State	10,837	April 25, 2015
12.	Mississippi State	10,784	April 16, 2011
13.	USC	10,732	March 3, 2018
14.	LSU	10,581	May 5, 2007
15.	Texas A&M	10,477	April 20, 2013
16.	Missouri State^	10,369	June 3, 2017
17.	Missouri State^	10,273	June 5, 2017
18.	Central Michigan	10,219	Feb. 20, 2016
19.	Auburn	10,217	April 26, 2014
20.	Southern Miss^	10,213	June 2, 2018

* - NCAA Super Regional
^ - NCAA Regional

2025 NCAA ATTENDANCE LEADERS

Total Home Attendance (as of June 8)

	Team	Average	Total	Games
1.	LSU	11,158	446,305	40
2.	**Arkansas**	**9,923**	**396,923**	**40**
3.	Ole Miss	9,566	344,364	36
4.	Mississippi State	11,000	330,009	30
5.	South Carolina	7,183	251,414	35
6.	Texas	7,164	250,754	35
7.	Tennessee	5,596	235,035	42
8.	Florida	6,303	226,903	36
9.	Texas A&M	6,076	206,577	34
10.	Auburn	5,603	201,703	36
11.	Florida State	5,514	187,484	34
12.	Clemson	5,028	181,023	36
13.	Southern Miss	5,080	177,807	35
14.	Hawai'i	3,929	137,509	35
15.	East Carolina	4,515	135,461	30
16.	Vanderbilt	3,610	129,977	36
17.	Virginia	4,482	125,499	28
18.	Alabama	3,857	123,434	32
19.	North Carolina	3,309	122,441	37
20.	Arizona State	3,365	121,141	36

SERIES HISTORY

INSIDE THE SERIES (SINCE 1960): TENNESSEE

Overall Series Record: 45-29
Record in Fayetteville, Ark.: 26-13
Record in Knoxville, Tenn.: 15-15
Record at Neutral Sites: 4-1

IN THE DVH ERA (2003-PRESENT): TENNESSEE

Overall Series Record: 33-15
Record in Fayetteville, Ark.: 18-6
Record in Knoxville, Tenn.: 12-8
Record at Neutral Sites: 3-1

Last 10 meetings (Arkansas leads, 8-2)

DATE	SITE	W/L	SCORE
5/15/21	Knoxville, Tenn.	L	8-7
5/16/21	Knoxville, Tenn.	W	3-2
5/30/21	Hoover, Ala.!	W	7-2
4/14/23	Fayetteville, Ark.	W	5-2
4/15/23	Fayetteville, Ark.	W	6-3
4/16/23	Fayetteville, Ark.	W	7-2
5/15/25	Fayetteville, Ark.	L	10-7
5/16/25	Fayetteville, Ark.	W	8-6
5/17/25	Fayetteville, Ark.	W	8-4
6/7/25	Fayetteville, Ark.+	W	4-3

BOX SCORE FROM PREVIOUS MEETING

2025 NCAA Fayetteville Super Regional
#16 Tennessee at #6 Arkansas
Jun 07, 2025 at Fayetteville, Ark. (Baum-Walker Stadium)

Tennessee 3 (46-18)

Player	ab	r	h	rbi	bb	so	po	a	lob	avg
Gavin Kilen ss	3	0	0	0	1	0	1	4	0	.357
Andrew Fischer 1b	4	1	1	1	0	1	12	0	0	.341
Hunter Ensley cf	4	0	0	0	0	2	0	0	0	.338
Dalton Bargo lf	4	1	0	0	0	2	0	0	0	.276
Dean Curley 2b	2	1	1	2	1	0	1	2	0	.316
Reese Chapman rf	3	0	0	0	0	1	3	0	1	.277
Levi Clark dh	3	0	0	0	0	1	0	0	0	.296
Stone Lawless c	3	0	0	0	0	1	7	1	0	.288
Manny Marin 3b	3	0	0	0	0	0	0	0	0	.282
Marcus Phillips p	0	0	0	0	0	0	0	1	0	-
Dylan Loy p	0	0	0	0	0	0	0	0	0	-
Brayden Krenzel p	0	0	0	0	0	0	0	0	0	-
Brandon Arvidson p	0	0	0	0	0	0	0	0	0	-
Tanner Franklin p	0	0	0	0	0	0	0	1	0	-
Totals	29	3	2	3	2	8	24	9	1	

Arkansas 4 (47-13)

Player	ab	r	h	rbi	bb	so	po	a	lob	avg
Charles Davalan lf	3	0	2	1	1	0	3	0	0	.353
Wehiwa Aloy ss	4	0	0	0	0	1	1	4	2	.350
Logan Maxwell rf	3	1	2	0	1	0	3	0	0	.352
Ryder Helfrick c	3	1	1	2	0	1	8	0	1	.329
Cam Kozeal 2b	4	1	1	0	0	1	1	4	2	.341
Kuhio Aloy dh	4	0	1	0	0	0	0	0	0	.333
Brent Iredale 3b	4	1	2	0	0	2	0	2	0	.289
Reese Robinett 1b	4	0	1	0	0	1	10	0	0	.278
Justin Thomas Jr. cf	3	0	0	0	0	1	1	0	2	.284
Zach Root p	0	0	0	0	0	0	0	1	0	-
Gabe Gaeckle p	0	0	0	0	0	0	0	0	0	-
Totals	32	4	10	3	2	7	27	11	7	

Score by Innings	1	2	3	4	5	6	7	8	9	R	H	E
Tennessee	0	0	0	0	2	0	0	0	1	**3**	**2**	**0**
Arkansas	0	1	0	0	2	1	0	0	X	**4**	**10**	**1**

E - Robinett(1). DP - Tennessee 2; Arkansas 1. LOB - Tennessee 1; Arkansas 7. HR - FISCHER, A.(25); CURLEY, D.(14); Helfrick(14). HBP - Helfrick. SB - Davalan(9); Iredale(8).

Tennessee	ip	h	r	er	bb	so	ab	bf	np	era
Marcus Phillips	5.1	8	4	4	2	5	22	25	94	3.90
Dylan Loy	0.0	1	0	0	0	0	1	1	1	3.98
Brayden Krenzel	0.1	0	0	0	0	0	1	1	3	4.41
Brandon Arvidson	1.1	1	0	0	0	1	5	5	12	4.19
Tanner Franklin	1.0	0	0	0	0	1	3	3	10	4.93

Arkansas	ip	h	r	er	bb	so	ab	bf	np	era
Zach Root	7.0	1	2	1	2	6	22	24	92	3.59
Gabe Gaeckle	2.0	1	1	1	0	2	7	7	25	4.76

Win - Root (8-5). Loss - PHILLIPS, M. (4-5). Save - Gaeckle (2).
WP - PHILLIPS, M.(4). HBP - by PHILLIPS, M. (Helfrick). Inherited runners/scored: LOY, D. 1/0; KRENZEL, B. 2/0; ARVIDSON, B. 2/1. Pitches/strikes: PHILLIPS, M. 94/58; LOY, D. 1/1; KRENZEL, B. 3/2; ARVIDSON, B. 12/8; FRANKLIN, T. 10/6; Root 92/60; Gaeckle 25/15.

Umpires - HP: Rick Allen 1B: David Savage 2B: Jake Uhlenhopp 3B: Mike Jarboe
Start: 4:06 pm Time: 2:32 Attendance: 10205
Weather: 82, sunny w/clouds, wind 6mph

HONORS & AWARDS

INF/OF Kuhio Aloy

Perfect Game Midseason All-American (Third Team)
NCBWA Dick Howser Trophy Semifinalist
First Team All-SEC (DH/UT)

INF Wehiwa Aloy

SEC Player of the Week (Feb. 24 & March 10)
Perfect Game National Player of the Week (March 11)
Bobby Bragan National Collegiate Slugger Player Of The Week (March 14)
Brooks Wallace Award Shortstop of the Week (March 25)
Perfect Game Midseason All-American (Second Team)
SEC Player of the Year
First Team All-SEC (SS)
Fayetteville Regional All-Tournament Team (SS)
NCBWA District 7 Player of the Year
Golden Spikes Award Finalist
NCBWA Dick Howser Trophy Finalist
Brooks Wallace Shortstop of the Year Award Finalist
Bobby Bragan National Collegiate Slugger Award Watch List

RHP Landon Beidelschies

Perfect Game Preseason All-American (First Team)
Coaches Preseason All-SEC (Second Team)
Pefect Game Preseason All-SEC (First Team)

RHP Ben Bybee

CSC Academic All-District Team

LHP Parker Coil

Fayetteville Regional All-Tournament Team (RP)

OF Charles Davalan

NCBWA Dick Howser Trophy Semifinalist
First Team All-SEC (OF)

RHP Christian Foutch

NCBWA Preseason All-American (Third Team)
Coaches Preseason All-SEC (Second Team)
NCBWA Preseason Stopper of the Year Award Watch List

RHP Gabe Gaeckle

Consensus Preseason All-American
- Baseball America (Second Team)
- D1Baseball (Second Team)
- NCBWA (Second Team)
- Perfect Game (First Team)

Baseball America Preseason SEC Pitcher of the Year
Coaches Preseason All-SEC (First Team)
Perfect Game Preseason All-SEC (First Team)
Golden Spikes Award Preseason Watch List

C Ryder Helfrick

Buster Posey National Collegiate Catcher of the Year Award Midseason Watch List
Fayetteville Regional Tournament MVP
Fayetteville Regional All-Tournament Team (C)

INF Brent Iredale

D1Baseball Midseason All-American (Second Team)
CSC Academic All-District Team

INF Cam Kozeal

SEC Player of the Week (April 7)
Perfect Game National Player of the Week (April 8)
Second Team All-SEC (1B)
Fayetteville Regional All-Tournament Team (2B)

OF Logan Maxwell

Fayetteville Regional All-Tournament Team (OF)

RHP Will McEntire

SEC Community Service Team

LHP Zach Root

D1Baseball Preseason All-American (Third Team)
NCBWA Perfect Game Preseason All-American (Third Team)
Perfect Game Preseason All-American (Second Team)
Perfect Game Preseason All-SEC (Second Team)
SEC Pitcher of the Week (March 31 & May 5)
Perfect Game Midseason All-American (Second Team)
Perfect Game National Pitcher of the Week (May 6)
NCBWA Dick Howser Trophy National Pitcher of the Week (May 6)
First Team All-SEC (SP)
Fayetteville Regional All-Tournament Team (SP)

RHP Gage Wood

Fayetteville Regional All-Tournament Team (SP)

Zach Root *earned first-team All-SEC honors, marking the third consecutive season a Razorback starting pitcher earned first-team praise from the league's head coaches.*

NCAA FAYETTEVILLE REGIONAL BRACKET

1 *Arkansas (43-13)

Game 1
Friday, May 30
2 p.m.
ESPN+

4 North Dakota St. (20-32)

Arkansas, 6-2

Game 4
Saturday, May 31
8 p.m.
ESPN+

3 Creighton (41-14)

Game 2
Friday, May 30
7 p.m.
ESPN+

2 *Kansas (43-15)

*Creighton, 11-4

*Arkansas, 12-1

Game 6
Sunday, June 1
8 p.m.

TBD

*Creighton

Game 5
Sunday, June 1
2 p.m.
ESPN+

Creighton, 11-10

*North Dakota St.

Game 3
Saturday, May 31
2 p.m.
ESPN+

Kansas

North Dakota St., 4-3

Game 7
(if necessary)
Monday, June 2
TBD
TBD

Arkansas, 8-3
Regional Champion

*Home team
All times are local and subject to change.

NCAA FAYETTEVILLE SUPER REGIONAL BRACKET

#1 *Tennessee (43-16)

#4 Miami (OH) (35-21)

Tennessee (46-17)
Regional Champion

#3 Cincinnati (32-24)

#2 Wake Forest (36-20)

Arkansas 4, Tennessee 3
June 8 - 3 p.m. (ESPN)
June 9 (if necessary) - TBD (TBD)

All times are Eastern

Super Regional Champion

#1 *Arkansas (43-13)

#4 North Dakota St. (20-32)

*Arkansas (46-13)
Regional Champion

#3 Creighton (41-14)

#2 Kansas (43-15)

NCAA TOURNAMENT BRACKET

2025 NCAA Division I Baseball Championship

Regionals
May 30 - June 2
***Campus or Neutral Sites**
Double Elimination
First-Round Pairings

Super Regionals
June 6-8 or June 7-9
***Campus or Neutral Sites**
Best-of-Three Games

Men's College World Series (MCWS)
June 13-22/23
Omaha, Nebraska
Double Elimination
First-Round Pairings
Best-of-Three MCWS Finals

#1 *Vanderbilt (42-16)
#4 Wright St. (38-19)
#3 ETSU (41-15)
#2 Louisville (35-21)

*Louisville (38-21)
Regional Champion

Louisville leads 1-0

Louisville 8, Miami (FL) 1
Miami (FL) 9, Louisville 6
June 8 - 12 p.m. (ESPN)

All times are Eastern

#1 *Southern Miss. (44-14)
#4 Columbia (29-17)
#3 Miami (FL) (31-24)
#2 Alabama (41-16)

Miami (FL) (34-25)
Regional Champion

Super Regional Champion

#1 *Florida St. (38-14)
#4 Bethune-Cookman (37-21)
#3 Mississippi St. (34-21)
#2 Northeastern (48-9)

Florida St. (41-14)
Regional Champion

Oregon St. leads 1-0

Oregon St. 5, Florida St. 4 (10 inn.)
Florida St. 3, Oregon St. 1
June 8 - 9 p.m. (ESPN2)

All times are Eastern

#1 *Oregon St. (41-12-1)
#4 Saint Mary's (CA) (35-24)
#3 Southern California (35-21)
#2 TCU (39-18)

*Oregon St. (45-13-1)
Regional Champion

Super Regional Champion

#1 *North Carolina (42-12)
#4 Holy Cross (31-25)
#3 Nebraska (32-27)
#2 Oklahoma (35-20)

*North Carolina (45-13)
Regional Champion

North Carolina leads 1-0

North Carolina 18, Arizona 2
Arizona 10, North Carolina 8
June 8 - 12 p.m. (ESPN2)

All times are Eastern

#1 *Oregon (42-14)
#4 Utah Valley (32-27)
#3 Cal Poly (41-17)
#2 Arizona (39-18)

Arizona (42-18)
Regional Champion

Super Regional Champion

#1 *Coastal Carolina (48-11)
#4 Fairfield (39-17)
#3 East Carolina (33-25)
#2 Florida (38-20)

Coastal Carolina (51-11)
Regional Champion

Coastal Carolina advances 2-0

Coastal Carolina 7, Auburn 6
Coastal Carolina 4, Auburn 1

#1 *Auburn (38-18)
#4 Central Conn. St. (31-15)
#3 Stetson (40-20)
#2 NC State (33-19)

*Auburn (41-18)
Regional Champion

Coastal Carolina (53-11)
Super Regional Champion

National Top 16 Seeds

1. Vanderbilt (42-16)
2. Texas (42-12)
3. Arkansas (43-13)
4. Auburn (38-18)
5. North Carolina (42-12)
6. LSU (43-14)
7. Georgia (42-15)
8. Oregon St. (41-12-1)
9. Florida St. (38-14)
10. Ole Miss (40-19)
11. Clemson (44-16)
12. Oregon (42-14)
13. Coastal Carolina (48-11)
14. Tennessee (43-16)
15. UCLA (42-16)
16. Southern Miss. (44-14)

Men's College World Series (MCWS)
June 13-22/23
Omaha, Nebraska
Double Elimination
First-Round Pairings
Best-of-Three MCWS Finals

Super Regionals
June 6-8 or June 7-9
***Campus or Neutral Sites**
Best-of-Three Games

Regionals
May 30 - June 2
***Campus or Neutral Sites**
Double Elimination
First-Round Pairings

#1 *Texas (42-12)
#4 Houston Christian (32-23)
#3 Kansas St. (31-24)
#2 UTSA (44-13)

UTSA (47-13)
Regional Champion

UCLA 5, UTSA 2
June 8 - 3 p.m. (ESPN2)
June 9 (if necessary) - TBD (TBD)

All times are Eastern

#1 *UCLA (42-16)
#4 Fresno St. (31-27)
#3 Arizona St. (35-22)
#2 UC Irvine (41-15)

*UCLA (45-16)
Regional Champion

Super Regional Champion

#1 *Ole Miss (40-19)
#4 Murray St. (39-13)
#3 Western Ky. (46-12)
#2 Georgia Tech (40-17)

Murray St. (42-14)
Regional Champion

Duke 7, Murray St. 4
June 8 - 12 p.m. (ESPNU)
June 9 (if necessary) - TBD (TBD)

All times are Eastern

#1 *Georgia (42-15)
#4 Binghamton (29-24)
#3 Oklahoma St. (28-23)
#2 Duke (37-19)

*Duke (40-19)
Regional Champion

Super Regional Champion

#1 *LSU (43-14)
#4 Little Rock (24-32)
#3 Rhode Island (38-20)
#2 DBU (40-16)

*LSU (46-15)
Regional Champion

LSU 16, West Virginia 9
June 8 - 6 p.m. (ESPN2)
June 9 (if necessary) - TBD (TBD)

All times are Eastern

#1 *Clemson (44-16)
#4 USC Upstate (36-23)
#3 Kentucky (29-24)
#2 West Virginia (41-14)

West Virginia (44-14)
Regional Champion

Super Regional Champion

#1 *Tennessee (43-16)
#4 Miami (OH) (35-21)
#3 Cincinnati (32-24)
#2 Wake Forest (36-20)

Tennessee (46-17)
Regional Champion

Arkansas 4, Tennessee 3
June 8 - 3 p.m. (ESPN)
June 9 (if necessary) - TBD (TBD)

All times are Eastern

#1 *Arkansas (43-13)
#4 North Dakota St. (20-32)
#3 Creighton (41-14)
#2 Kansas (43-15)

*Arkansas (46-13)
Regional Champion

Super Regional Champion

© 2025 National Collegiate Athletic Association. No commercial use without the NCAA's written permission.

* Host Institution

ARKANSAS IN NCAA TOURNAMENT

OVERALL

NCAA Tournament (107-79, .575)

Regional Record:	72-47 (.605)
Super Regional Record:	17-10 (.629)
CWS Record:	18-22 (.450)

IN THE DAVE VAN HORN ERA

NCAA Tournament (76-48, .613)

Regional Record:	49-26 (.653)
Super Regional Record:	16-8 (.667)
CWS Record:	11-14 (.440)

2025 Fayetteville Super Regional (1-0)
Baum-Walker Stadium • Fayetteville, Ark.

Tennessee	W	4-3

2025 Fayetteville Regional (3-0)
Baum-Walker Stadium • Fayetteville, Ark.

North Dakota State	W	6-2
Creighton	W	12-1
Creighton	W	8-3

2024 Fayetteville Regional (1-2)
Baum-Walker Stadium • Fayetteville, Ark.

SEMO	W	17-9
Kansas State	L	7-6
SEMO	L	6-3

2023 Fayetteville Regional (2-2)
Baum-Walker Stadium • Fayetteville, Ark.

Santa Clara	W	13-6
TCU	L	20-5
Santa Clara	W	6-4
TCU	L	12-4

2022 College World Series (3-2)
Charles Schwab Field Omaha • Omaha, Neb.

Stanford	W	17-2
Ole Miss	L	13-5
Auburn	W	11-1
Ole Miss	W	3-2
Ole Miss	L	2-0

2022 Chapel Hill Super Regional (2-0)
Boshamer Stadium • Chapel Hill, N.C.

North Carolina	W	4-1
North Carolina	W	4-3

2022 Stillwater Regional (3-1)
O'Brate Stadium • Stillwater, Okla

Grand Canyon	W	7-1
Oklahoma State	W	20-12
Oklahoma State	L	14-10
Oklahoma State	W	7-3

2021 Fayetteville Super Regional (1-2)
Baum-Walker Stadium • Fayetteville, Ark.

NC State	W	21-2
NC State	L	6-5
NC State	L	3-2

2021 Fayetteville Regional (3-1)
Baum-Walker Stadium • Fayetteville, Ark.

NJIT	W	13-8
Nebraska	W	5-1
Nebraska	L	5-3
Nebraska	W	6-2

2019 College World Series (0-2)
TD Ameritrade Park • Omaha, Neb.

Florida State	L	1-0
Texas Tech	L	5-4

2019 Fayetteville Super Regional (2-1)
Baum-Walker Stadium • Fayetteville, Ark.

Ole Miss	W	11-2
Ole Miss	L	13-5
Ole Miss	W	14-1

2019 Fayetteville Regional (3-0)
Baum-Walker Stadium • Fayetteville, Ark.

Central Connecticut St.	W	11-5
TCU	W	3-1
TCU	W	6-0

2018 College World Series (4-2)
TD Ameritrade Park • Omaha, Neb.

Texas	W	11-5
Texas Tech	W	7-4
Florida	W	5-2
Oregon State	W	4-1
Oregon State	L	5-3
Oregon State	L	5-0

2018 Fayetteville Super Regional (2-1)
Baum Stadium • Fayetteville, Ark.

South Carolina	W	9-3
South Carolina	L	8-5
South Carolina	W	14-4

2018 Fayetteville Regional (3-0)
Baum Stadium • Fayetteville, Ark.

Oral Roberts	W	10-2
Southern Miss	W	10-2
Dallas Baptist	W	4-3

2017 Fayetteville Regional (3-2)
Baum Stadium • Fayetteville, Ark.

Oral Roberts	W	3-0
Missouri State	L	5-4
Oral Roberts	W	4-3
Missouri State	W	11-10
Missouri State	L	3-2

2015 College World Series (0-2)
TD Ameritrade Park • Omaha, Neb.

Virginia	L	5-3
Miami (Fla.)	L	4-3

2015 Fayetteville Super Regional (2-1)
Baum Stadium • Fayetteville, Ark.

Missouri State	W	18-4
Missouri State	L	3-1
Missouri State	W	3-2

2015 Stillwater Regional (3-0)
Allie P. Reynolds Stadium • Stillwater, Okla.

Oral Roberts	W	8-6
Oklahoma State	W	7-5
St. John's	W	4-3

2014 Charlottesville Regional (2-2)
Davenport Field • Charlottesville, Va.

Liberty	W	3-2
Virginia	L	3-0
Bucknell	W	10-0
Virginia	L	9-2

2013 Manhattan Regional (2-2)
Tointon Stadium • Manhattan, Kan.

Bryant	L	4-1
Wichita State	W	3-1
Bryant	W	12-3
Kansas State	L	4-3

2012 College World Series (2-2)
T.D. Ameritrade Park • Omaha, Neb.

Kent State	W	8-1
South Carolina	W	2-1
South Carolina	L	2-0
South Carolina	L	3-2

2012 Waco Super Regional (2-1)
Baylor Ballpark • Waco, Texas

Baylor	L	8-1
Baylor	W	5-4
Baylor	W	1-0 (10)

2012 Houston Regional (3-0)
Reckling Park • Houston, Texas

Sam Houston State	W	5-4
Rice	W	1-0
Sam Houston State	W	5-1

2011 Tempe Regional (2-2)
Packard Stadium • Tempe, Ariz.

Charlotte	L	3-2
New Mexico	W	3-0
Charlotte	W	11-3
Arizona State	L	13-4

2010 Tempe Super Regional (0-2)
Packard Stadium • Tempe, Ariz.

Arizona State	L	7-6 (12)
Arizona State	L	7-5 (12)

2010 Fayetteville Regional (3-1)
Baum Stadium • Fayetteville, Ark.

Grambling State	W	19-7
Washington State	W	6-4
Washington State	L	10-7
Washington State	W	7-2

2009 College World Series (2-2)
Rosenblatt Stadium • Omaha, Neb.

Cal State Fullerton	W	10-6
LSU	L	9-1
Virginia	W	4-3 (12)
LSU	L	14-5

2009 Tallahassee Super Regional (2-0)
Howser Stadium • Tallahassee, Fla.

Florida State	W	7-2
Florida State	W	9-8

2009 Norman Regional (3-0)
Mitchell Park • Norman, Okla.

Washington State	W	10-3
Oklahoma	W	17-6
Oklahoma	W	11-0

2008 Stanford Regional (0-2)
Klein Field • Palo Alto, Calif.

Pepperdine	L	4-3
Stanford	L	5-1

2007 Fayetteville Regional (2-2)
Baum Stadium • Fayetteville, Ark.

Albany	W	9-0
Oklahoma State	L	14-3
Creighton	W	6-0
Oklahoma State	L	7-6

2006 Fayetteville Regional (1-2)
Baum Stadium • Fayetteville, Ark.

Oral Roberts	L	4-3 (11)
Princeton	W	6-2
Oklahoma State	L	6-5

2005 Austin Regional (2-2)
Disch-Falk Field • Austin, Texas

Miami (Ohio)	W	9-5
Texas	W	9-2
Texas	L	19-8
Texas	L	5-2

2004 College World Series (0-2)
Rosenblatt Stadium • Omaha, Neb.

Texas	L	13-2
Arizona	L	7-2

2004 Fayetteville Super Regional (2-0)
Baum Stadium • Fayetteville, Ark.

Florida State	W	7-5
Florida State	W	4-2

2004 Fayetteville Regional (4-1)
Baum Stadium • Fayetteville, Ark.

Le Moyne	W	4-1
Wichita State	L	4-3
Missouri	W	10-7
Wichita State	W	11-9
Wichita State	W	4-3

ARKANSAS IN NCAA TOURNAMENT

2003 Austin Regional (1-2)

Disch-Falk Field • Austin, Texas

Lamar	L	3-2
Bucknell	W	10-7
Lamar	L	7-6

2002 Clemson Super Regional (1-2)

Kingsmore Stadium • Clemson, S.C.

Clemson	W	9-6
Clemson	L	8-7
Clemson	L	7-4

2002 Wichita Regional (3-0)

Eck Stadium • Wichita, Kan.

Oklahoma	W	8-5
Oral Roberts	W	7-6
Oral Roberts	W	11-6

1999 Fayetteville Regional (1-2)

Baum Stadium • Fayetteville, Ark.

Delaware	W	10-6
SMS	L	9-8 (10)
Clemson	L	12-4

1998 Midwest Regional (1-2)

Eck Stadium • Wichita, Kan.

Arizona State	L	8-4
Wichita State	W	3-2 (11)
Georgia Tech	L	2-0

1996 Central II Regional (0-2)

Dan Law Field • Lubbock, Texas

Oklahoma State	L	6-5
Southern California	L	15-5

1995 Midwest I Regional (0-2)

Eck Stadium • Wichita, Kan.

Stanford	L	10-3
Texas Tech	L	14-10

1990 Midwest Regional (0-2)

Eck Stadium • Wichita, Kan.

Fordham	L	8-5
Wichita State	L	7-6

1989 College World Series (1-2)

Rosenblatt Stadium • Omaha, Neb.

Wichita State	L	3-2
North Carolina	W	7-3
Wichita State	L	8-4

1989 Northeast Regional (4-1)

Municipal Stadium • Waterbury, Conn.

Le Moyne	L	7-5
George Washington	W	8-2
Illinois	W	9-2
Arizona State	W	1-0
Le Moyne	W	6-5

1988 Midwest Regional (0-2)

Allie P. Reynolds Stadium • Stillwater, Okla.

Loyola-Marymount	L	8-3
Oklahoma State	L	13-7

1987 College World Series (1-2)

Rosenblatt Stadium • Omaha, Neb.

Texas	L	13-6
Georgia	W	5-4
LSU	L	5-2

1987 NCAA South I Regional (4-0)

Joe W. Davies Stadium • Huntsville, Ala.

Middle Tenn. State	W	10-7
West Virginia	W	7-2
Clemson	W	6-5 (10)
Clemson	W	4-2

1986 NCAA Midwest Regional (1-2)

Allie P. Reynolds Stadium • Stillwater, Okla.

Oregon State	W	4-3
Stanford	L	2-0
Oregon State	L	1-0

1985 College World Series (2-2)

Rosenblatt Stadium • Omaha, Neb.

South Carolina	W	1-0
Mississippi State	L	5-4
Stanford	W	10-4
Texas	L	8-7

1985 South II Regional (4-0)

Seminole Stadium • Tallahassee, Fla.

Eastern Kentucky	W	20-13
George Mason	W	13-9
Florida State	W	7-6
Georgia Tech	W	7-5

1983 Midwest Regional (0-2)

Allie P. Reynolds Stadium • Stillwater, Okla.

Oral Roberts	L	7-6
Wichita State	L	6-3

1980 Midwest Regional (1-2)

J.L. Johnson Stadium • Tulsa, Okla.

Oral Roberts	W	3-2
Missouri	L	6-0
California	L	7-1

1979 College World Series (3-2)

Rosenblatt Stadium • Omaha, Neb.

Pepperdine	W	5-4
Arizona	W	10-3
Texas	W	9-4
Cal State Fullerton	L	13-10
Cal State Fullerton	L	2-1

1979 East Regional (4-0)

Seminole Stadium • Tallahassee, Fla.

George Washington	W	12-11
Florida	W	9-1
Delaware	W	8-6
Delaware	W	4-3

1973 NCAA District VI (0-2)

Arlington Stadium • Arlington, Texas

Trinity	L	6-0
Texas-Pan American	L	4-2

NCAA SUPER REGIONALS — SOUTHEASTERN CONFERENCE — AS OF JUNE 8

STANDINGS

	SEC	*Pct.*	*GB*	*All*	*Pct.*	*Home*	*Away*	*Neutral*	*Top 25*	*Top 10*	*L10*	*Streak*
^Texas	22-8	.733	-	44-14	.759	28-7	11-5	5-2	15-10	8-4	5-5	L1
Arkansas	**20-10**	**.667**	**2.0**	**47-13**	**.783**	**36-4**	**8-7**	**3-2**	**15-7**	**6-4**	**7-3**	**W4**
LSU	19-11	.633	3.0	47-15	.758	34-6	8-8	5-1	12-9	8-7	7-3	W2
%Vanderbilt	19-11	.633	3.0	43-18	.705	29-7	10-9	4-2	13-13	5-4	8-2	L2
Georgia	18-12	.600	4.0	43-17	.717	30-5	10-11	3-1	14-12	5-5	4-6	L2
Auburn	17-13	.567	5.0	41-20	.672	28-8	7-11	6-1	16-14	8-10	5-5	L2
Ole Miss	16-14	.533	5.0	43-21	.672	28-10	9-8	6-3	16-12	9-8	6-4	L1
Tennessee	16-14	.533	5.0	46-17	.730	32-10	9-6	5-1	14-11	12-10	6-4	W1
Alabama	16-14	.533	5.0	41-18	.695	25-7	11-9	5-2	17-14	6-6	4-6	L3
Florida	15-15	.500	7.0	39-22	.639	26-10	11-8	2-4	9-16	6-9	5-5	L1
Mississippi State	15-15	.500	7.0	36-23	.610	22-8	9-11	5-4	9-18	3-11	7-3	L1
Oklahoma	14-16	.467	7.0	38-22	.633	20-10	10-11	8-1	11-15	7-12	6-4	L1
Kentucky	13-17	.433	8.0	31-26	.544	19-10	11-13	1-3	11-15	5-10	4-6	L1
Texas A&M	11-19	.367	10.0	30-26	.536	21-13	6-10	3-3	8-16	8-9	4-6	L1
South Carolina	6-24	.200	15.0	28-29	.491	23-12	4-14	1-3	4-19	2-16	2-8	L3
Missouri	3-27	.100	18.0	16-39	.291	8-20	4-15	4-4	0-22	0-12	3-7	L4

^SEC Champion; %SEC Tournament Champion

SCHEDULE/RESULTS

Friday, June 6 - NCAA Super Regionals

Coastal Carolina 7, at Auburn 6 (10 inn.)

Saturday, June 7 - NCAA Super Regionals

at LSU 16, West Virginia 9

Coastal Carolina 4, at Auburn 1 -- Coastal Carolina advances

at Arkansas 4, Tennessee 3

Sunday, June 8 - NCAA Super Regionals

Tennessee at Arkansas - 3 p.m. [ESPN]

West Virginia at LSU - 6 p.m. [ESPN2]

Monday, June 9 - NCAA Super Regionals

Tennessee at Arkansas - TBD [TBD] - if necessary

West Virginia at LSU - TBD [TBD] - if necessary

NCAA Baseball Tournament Schedule

Regionals: Friday, May 30 through Monday, June 2

Super Regionals: Friday, June 6 through Monday, June 9

First day of MCWS games – Friday, June 13

MCWS Finals – Start Saturday, June 21 (best out of 3)

All times Eastern | Rankings reflect highest among major polls



NCAA SUPER REGIONALS **SOUTHEASTERN CONFERENCE** **AS OF JUNE 4**

ACTIVE CAREER LEADERS

Runs Scored

1.	Wyatt Henseler*, Texas A&M	229
2.	Robbie Burnett*, Georgia	206
3.	Daniel Dickinson*, LSU	195
4.	Jace LaViolette, Texas A&M	193
5.	**Wehiwa Aloy*, Arkansas**	**191**
6.	Cole Hage*, Kentucky	188
7.	Hunter Hines, Mississippi State	185
8.	Isaac Humphrey*, Ole Miss	178
9.	Garrett Staton*, Alabama	169
10.	Kennedy Jones*, South Carolina	160

Hits

1.	Wyatt Henseler*, Texas A&M	299
2.	Kennedy Jones*, South Carolina	268
3.	Hunter Hines, Mississippi State	246
4.	Hayden Schott*, Texas A&M	242
5.	Daniel Dickinson*, LSU	241
6.	**Wehiwa Aloy*, Arkansas**	**238**
7.	Robbie Burnett*, Georgia	234
8.	Luis Hernandez*, LSU	224
9.	Garrett Staton*, Alabama	210
10.	Sawyer Reeves*, Mississippi State	207

Doubles

1.	Wyatt Henseler*, Texas A&M	65
2.	Hayden Schott*, Texas A&M	51
3.	Isaac Humphrey*, Ole Miss	50
4.	Hunter Hines, Mississippi State	49
5.	Kennedy Jones*, South Carolina	47
	Luis Hernandez*, LSU	47
	Ike Irish, Auburn	47
8.	Daniel Dickinson*, LSU	46
	Garrett Staton*, Alabama	46
	Cole Hage*, Kentucky	46
--		
	Rocco Peppi*, Arkansas	**43**
	Wehiwa Aloy*, Arkansas	**42**

Home Runs

1.	Hunter Hines, Mississippi State	70
2.	Jace LaViolette, Texas A&M	68
3.	Wyatt Henseler*, Texas A&M	66
4.	Jared Jones, LSU	62
5.	Robbie Burnett*, Georgia	56
6.	Ethan Petry, South Carolina	54
7.	Colby Shelton, Florida	52
8.	Cooper McMurray*, Auburn	51
9.	Ryland Zaborowski*, Georgia	49
10.	**Wehiwa Aloy*, Arkansas**	**48**

RBI

1.	Wyatt Henseler*, Texas A&M	222
2.	Hunter Hines, Mississippi State	221
3.	Jace LaViolette, Texas A&M	202
4.	Hayden Schott*, Texas A&M	183
5.	Kennedy Jones*, South Carolina	182
	Cooper McMurray*, Auburn	182
7.	Robbie Burnett*, Georgia	179
8.	Mitchell Sanford*, Ole Miss	175
9.	Ryland Zaborowski*, Georgia	173
10.	**Wehiwa Aloy*, Arkansas**	**166**

HBP

1.	Wyatt Henseler*, Texas A&M	66
2.	**Rocco Peppi*, Arkansas**	**56**
	Cole Hage*, Kentucky	56
4.	Noah Sullivan*, Mississippi State	54
5.	Josh Pearson, LSU	46
6.	Cade Kurland, Florida	42
	Daniel Dickinson*, LSU	42
8.	Garrett Staton*, Alabama	41
	Devin Burkes, Kentucky	41
10.	Ethan Petry, South Carolina	39

Wins

1.	Ruger Riojas*, Texas	24
2.	Chase Hungate*, Mississippi State	18
3.	**Will McEntire, Arkansas**	**17**
4.	Zac Cowan*, LSU	16
	Kolten Smith, Georgia	16
	Karson Ligon*, Mississippi State	16
	Zach Root*, Arkansas	**16**
8.	Noah Sullivan*, Mississippi State	15
	Jacob Mayers*, LSU	15
	Jared Spencer*, Texas	15
	Nic McCay*, Kentucky	15
	Nate Snead*, Tennessee	15

Appearances

1.	Brad Rudis, Texas A&M	87
2.	Jackson Nove, Kentucky	83
3.	Chase Hungate*, Mississippi State	82
4.	**Will McEntire, Arkansas**	**81**
5.	Matthew Becker, South Carolina	79
6.	Evan Byers, Kentucky	78
7.	John Armstrong, Auburn	77
8.	Nate Snead*, Tennessee	75
9.	Carson Myers*, Auburn	74
10.	Jared Spencer*, Texas	69

Saves

1.	Carson Ozmer*, Alabama	27
2.	Connor Spencer*, Ole Miss	18
3.	Nate Snead*, Tennessee	14
4.	Alton Davis II, Georgia	12
5.	Simon Gregersen*, Kentucky	11
6.	Jared Spencer*, Texas	9
	Cole Hentschel*, Kentucky	9
	Will McEntire, Arkansas	**9**
9.	**Gabe Gaeckle, Arkansas**	**8**
10.	Chandler Dorsey*, LSU	7
	Landon Beidelschies*, Arkansas	**7**
	Ruger Riojas*, Texas	7
	Gage Wood, Arkansas	**7**
	Gavin Guidry, LSU	7
	Tanner Franklin*, Tennessee	7

Innings Pitched

1.	Nic McCay*, Kentucky	291.1
2.	Ryan Prager, Texas A&M	240.1
3.	**Will McEntire, Arkansas**	**222.0**
4.	Justin Lamkin, Texas A&M	209.1
5.	**Zach Root*, Arkansas**	**207.2**
6.	Karson Ligon*, Mississippi State	206.1
7.	Zac Cowan*, LSU	202.0
8.	Matthew Becker, South Carolina	193.1
9.	Grant Stevens*, Oklahoma	191.1
10.	Ruger Riojas*, Texas	184.1

Strikeouts

1.	Nic McCay*, Kentucky	318
2.	Liam Doyle*, Tennessee	299
3.	Matthew Becker, South Carolina	263
4.	Justin Lamkin, Texas A&M	260
5.	Ryan Prager, Texas A&M	250
6.	**Zach Root*, Arkansas**	**243**
7.	Jacob Mayers*, LSU	235
8.	**Will McEntire, Arkansas**	**232**
9.	Zac Cowan*, LSU	232
10.	Jared Spencer*, Texas	215

** - Indicates stats from a previous non-SEC school are included*

GENERAL INFORMATION

Location	Fayetteville, Ark.
Founded	1871
Enrollment	33,600
Nickname	Razorbacks
School Colors	Cardinal (PMS 201) and White
Conference	Southeastern (SEC)
System President	Dr. Donald R. Bobbitt (Arkansas, 1980)
Chancellor	Dr. Charles Robinson (Houston, 1987)
Athletics Director	Hunter Yurachek (Guilford, 1990)
Faculty Athletic Rep	Paul Adams (LSU, 1992)
Athletics Website	ArkansasRazorbacks.com
Athletic Department Phone	(479) 575-6533
Ticket Office Phone	(479) 575-5151

BAUM-WALKER STADIUM

Home Facility	Baum-Walker Stadium at George Cole Field
Capacity	11,121 (8,237 Chairbacks)
Largest Crowd (actual)	12,167 vs. Missouri State (June 6, 2015)
Stadium Opening	April 13, 1996
Dedication	May 3, 1996
Field Dimensions	LL - 320, LC - 375, CF - 400, RC - 365, RL - 312
Surface	Grass

COACHES & SUPPORT STAFF

Head Coach	Dave Van Horn (Arkansas, 1988)
Record at Arkansas	930-470 (23 seasons, .664)
Overall Division I Record	1,250-627 (31 seasons, .666)
Overall as a Head Coach	1,515-710 (37 seasons, .681)
DI Postseason Appearances (Total/at Arkansas)	25/21
College World Series Appearances (Total/at Arkansas)	9/7 (Neb: 2001, 2002; Ark: 2004, 2009, 2012, 2015, 2018, 2019, 2022)
Assistant Coach/Recruiting Coordinator	Nate Thompson (Dallas Baptist, 2006)
Assistant Coach	Matt Hobbs (Missouri, 2002)
Assistant Coach	Bobby Wernes (Arkansas, 2018)
Student Assistant Coach	Hudson Polk (Arkansas, 2024)
Director of Operations	Clay Goodwin (Arkansas, 2005)
Director of Strength & Conditioning	Hunter Bell (Arkansas-Monticello, 2018)
Director of Pitching Development	Zach Barr (Arkansas, 2017)
Director of Baseball Analytics	DJ Baxendale (Arkansas, 2019)
Athletic Trainer	Corey Wood (East Carolina, 2008)
Equipment Manager	Mark Taylor (Ouachita Baptist, 1988)
Strength & Conditioning Assistant	MJ Munoz (Aurora, 2022)
Strength & Conditioning Intern	Alden Arrington
Graduate Manager	John McElroy, Matthew Schluterman
Student Managers	Anthony Sanchez, Crew Tidwell, Trip Wright
Bullpen Catchers	Ryan Cleinmark, Hayden Schnitker
Sports Information Director	Oliver Grigg (Tulane, 2017)
Academics Director	Jonathan Burgess (Central Arkansas, 2015)
Sports Nutritionist	Ben Tarnowski (North Dakota, 2021)
Sport Administrator	Kevin Trainor (Arkansas, 1994)
Administrative Assistant	Kelly Moore (Arkansas, 2004)

HISTORY

First Year of Arkansas Baseball	1897
Years of Varsity Baseball at Arkansas	103 (1897, 1901-03, 05, 08-16, 19-20, 22-29, 47-2025)
All-Time Program Record	2,482-1,489-6 (.625)
All-Time Conference Record/Years	SEC: 517-443 (.538)/33 SWC: 249-190 (.567)/23 Combined: 766-633 (.547)/56
Conference Titles/Years	SEC Overall: 4/1999, 2004, 2021, 2023 SEC Western Division: 9/1999, 2004, 2007, 2011, 2018, 2019, 2021, 2023, 2024 SWC: 2/1989, 1990
Conference Tournament Record/Years	SEC: 40-48 (.455)/29 SWC: 18-25 (.419)/14 Combined: 58-73 (.443)/43
Conference Tournament Titles/Years	SEC: 1/2021 SWC: 1/1985
NCAA Postseason Appearances	36 (1973, 79-80, 83, 85-90, 95-96, 98-99, 2002-15, 2017-19, 2021-25)
NCAA Postseason Record	107-79 (.575)
College World Series Appearances	11 (1979, 1985, 1987, 1989, 2004, 2009, 2012, 2015, 2018, 2019, 2022)
College World Series Record	18-22 (.450)
NCAA Super Regional Appearances	11 (2002, 2004, 2009, 2010, 2012, 2015, 2018, 2019, 2021, 2022, 2025)
NCAA Super Regional Record	17-10 (.629)
NCAA Regional Appearances	35
NCAA Regional Record	72-47 (.605)
Overall NCAA Regional Hosts	12 (1999, 2004, 2006-07, 2010, 2017-19, 2021, 2023-25)
Best NCAA Finish	1979 and 2018 National Runner-Up

TEAM INFORMATION

2024 Overall Record	44-16
Home	34-5
Away	7-8
Neutral	3-3
SEC Record	20-10
SEC Finish	1st West
SEC Tournament	T-7th
Postseason	NCAA Regional
Lettermen Returning/Lost	15/17
Position Starters (including DH) Returning/Lost	3/6
Pitchers Returning/Lost	10/6
Newcomers/Redshirts	26/1

TOP RETURNING POSITION PLAYERS

Wehiwa Aloy	INF	Jr.	.270/.355/.485, 45 R, 9 2B, 14 HR, 56 RBI, 7 SB
Kendall Diggs	OF	Sr.	.229/.346/.395, 35 R, 11 2B, 1 3B, 7 HR, 34 RBI, 4 SB
Ryder Helfrick	C	So.	.179/.320/.321, 18 R, 3 2B, 3 HR, 8 RBI, 1 SB
Nolan Souza	INF	So.	.255/.366/.509, 21 R, 7 2B, 7 HR, 28 RBI, 3 SB

TOP RETURNING PITCHERS

Colin Fisher	LHP	So.	6-1, 2.67 ERA, 27.0 IP, 27 SO, 1.30 WHIP
Christian Foutch	RHP	Jr.	1-0, 0.81 ERA, 22.1 IP, 20 SO, 1 SV, 1.43 WHIP
Gabe Gaeckle	RHP	So.	3-3, 2.32 ERA, 42.2 IP, 57 SO, 7 SV, 1.10 WHIP
Will McEntire	RHP	R-Sr.	5-0, 4.83 ERA, 54.0 IP, 65 SO, 4 SV, 1.37 WHIP
Gage Wood	RHP	Jr.	3-2, 4.46 ERA, 40.1 IP, 56 SO, 2 SV, 1.36 WHIP

TOP NEWCOMERS

Kuhio Aloy	INF/OF	So.	Wailuku, Hawai'i (BYU)
Landon Beidelschies	LHP	Jr.	Canfield, Ohio (Ohio State)
Brenton Clark	OF	Fr.	Texarkana, Texas (Pleasant Grove HS)
Charles Davalan	OF	Jr.	Montreal, Quebec, Canada (FGCU)
Cole Gibler	LHP	Fr.	Blue Springs, Mo. (Blue Springs HS)
Brent Iredale	INF	Jr.	Sydney, New South Wales, Australia (New Mexico JC)
Aiden Jimenez	RHP	R-So.	Elk Grove, Calif. (Oregon State)
Cam Kozeal	INF	So.	Omaha, Neb. (Vanderbilt)
Logan Maxwell	OF	Sr.	Lima, Ohio (TCU)
Rocco Peppi	INF/OF	R-Sr.	Huntington Beach, Calif. (Fresno State)
Zach Root	LHP	Jr.	Fort Myers, Fla. (East Carolina)
Justin Thomas Jr.	OF	Jr.	Savannah, Ga. (Florida SouthWestern State)
Carson Wiggins	RHP	Fr.	Roland, Okla. (Roland HS)

Arkansas right-hander **Gabe Gaeckle** *entered 2025 as a consensus preseason All-American and as Baseball America's preseason SEC Pitcher of the Year after his stellar freshman campaign.*

Baseball America
May 19

1. LSU
2. North Carolina
3. Georgia
4. **Arkansas**
5. Texas
6. Oregon
7. Auburn
8. Coastal Carolina
9. Florida State
10. Vanderbilt
11. Oregon State
12. Florida
13. Dallas Baptist
14. Clemson
15. UCLA
16. Ole Miss
17. Southern Miss
18. Alabama
19. Georgia Tech
20. UTSA
21. Kansas
22. UC Irvine
23. Tennessee
24. Northeastern
25. Troy

D1Baseball
May 26

1. North Carolina
2. Vanderbilt
3. LSU
4. Texas
5. Oregon
6. **Arkansas**
7. Florida State
8. Oregon State
9. Auburn
10. Georgia
11. Coastal Carolina
12. Southern Miss
13. UCLA
14. Clemson
15. Ole Miss
16. Tennessee
17. Florida
18. Georgia Tech
19. Northeastern
20. Dallas Baptist
21. Arizona
22. TCU
23. UC Irvine
24. Alabama
25. Kansas

Perfect Game
May 19

1. LSU
2. Oregon
3. North Carolina
4. Georgia
5. **Arkansas**
6. Texas
7. Auburn
8. Oregon State
9. Coastal Carolina
10. Vanderbilt
11. Florida State
12. Clemson
13. Dallas Baptist
14. Florida
15. Southern Miss
16. UCLA
17. UTSA
18. Georgia Tech
19. UC Irvine
20. Alabama
21. Northeastern
22. Kansas
23. West Virginia
24. Tennessee
25. TCU

USA Today Coaches
May 26

1. North Carolina
2. Texas
3. LSU
4. Vanderbilt
5. **Arkansas**
6. Georgia
7. Oregon
8. Florida State
9. Oregon State
10. Auburn
11. Coastal Carolina
12. Clemson
13. UCLA
14. Southern Miss
15. Ole Miss
16. Tennessee
17. Georgia Tech
18. Florida
19. UC Irvine
20. Alabama
21. Northeastern
22. Dallas Baptist
23. Kansas
24. West Virginia
25. TCU

NCBWA
June 2

1. North Carolina
2. LSU
3. **Arkansas**
4. Oregon State
5. Florida State
6. Auburn
7. UCLA
8. Coastal Carolina
9. Tennessee
10. UTSA
11. Arizona
12. West Virginia
13. Murray State
14. Louisville
15. Duke
16. Miami
17. Texas
18. Vanderbilt
19. Georgia
20. Oregon
21. Clemson
22. Southern Miss
23. Ole Miss
24. Florida
25. Northeastern

ARKANSAS IN THE POLLS

	BA	D1Baseball	Perfect Game	USA Today	NCBWA
Preseason	4	5	13	5	5
Feb. 17	4	5	12	5	4
Feb. 24	4	4	11	4	4
March 3	3	3	10	3	6
March 10	3	3	8	3	5
March 17	3	3	7	3	3
March 24	2	2	4	2	1
March 31	2	2	3	2	2
April 7	1	1	1	1	1
April 14	4	2	4	2	4
April 21	7	5	6	4	6
April 28	10	11	12	5	6
May 5	3	7	2	2	1
May 12	7	8	7	5	5
May 19	4	5	5	4	5
May 26	4	6	5	5	5
June 3	4	6	5	5	3
Final	--	--	--	--	--

BA - Baseball America
D1 - D1Baseball
PG - Perfect Game
USA Today - USA Today Coaches Poll
NCBWA - National Collegiate Baseball Writers Association

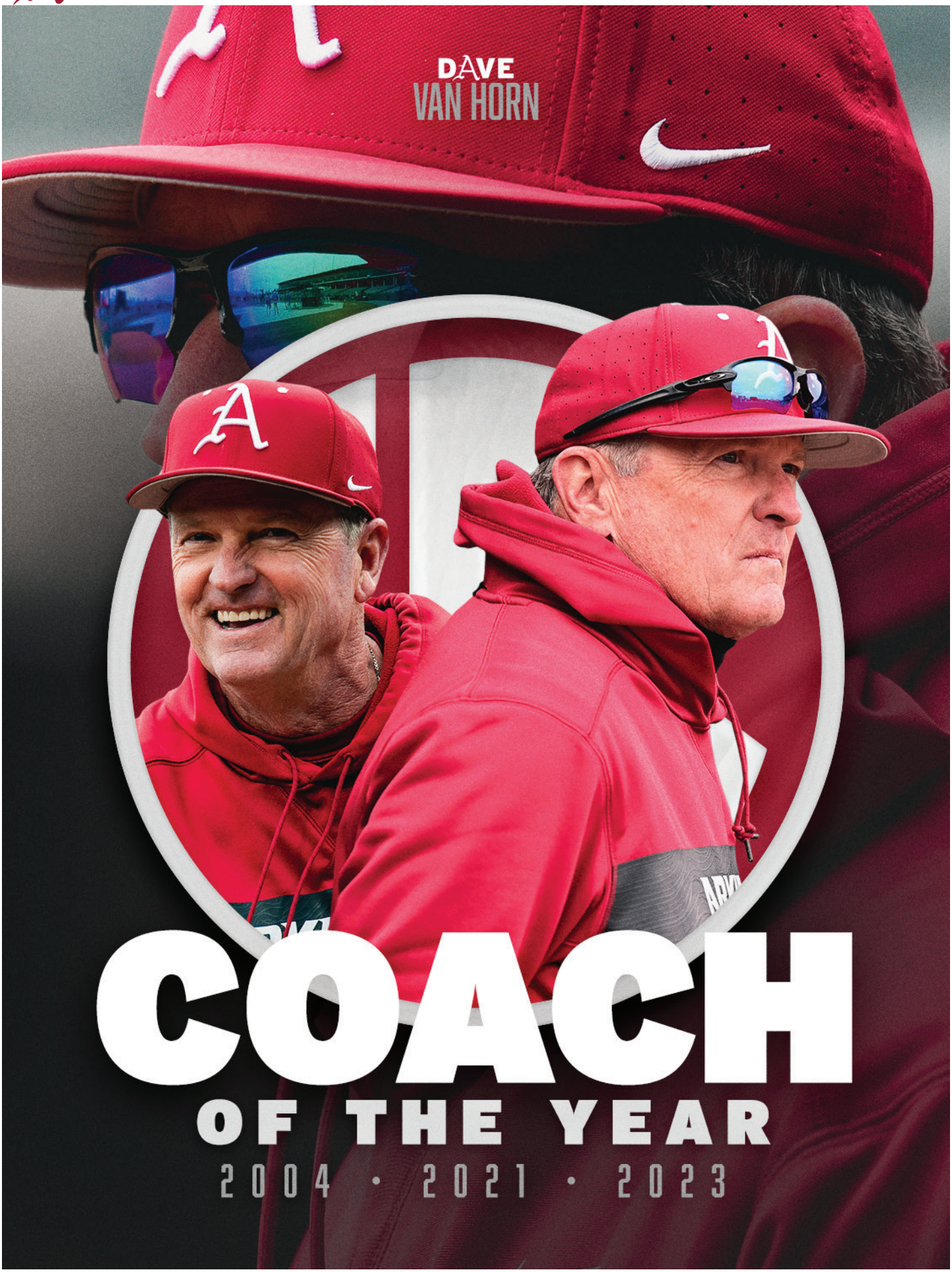
DAVE
VAN HORN
COACH
OF THE YEAR
2004 • 2021 • 2023

HEAD COACH DAVE VAN HORN |||

PERSONAL
Born: Sept. 17, 1960
Hometown: Kansas City, Mo.
Alma Mater: Arkansas (1988)
Masters of Science: East Texas State (1992)
Wife: Karen
Children: Hollan, Mariel
Named Head Coach at Arkansas: June 21, 2002

PLAYING HISTORY

1982-84	Atlanta Braves Organization
1982	Arkansas
1980-81	McLennan Community College

MLB DRAFT HISTORY

1982	MLB Draft: 10th Round (Atlanta Braves)
1981	MLB Draft: 10th Round (Chicago White Sox)

COACHING HONORS

2023	SEC Coach of the Year
2021	SEC Coach of the Year
2004	SEC Coach of the Year
2001	Baseball America National Coach of the Year
2001	BIG 12 Coach of the Year
2001	ABCA Midwest Region Coach of the Year
2000	ABCA Midwest Region Coach of the Year
1997	Southland Coach of the Year
1995	Southland Coach of the Year
1994	NCAA Division II Coach of the Year
1994	ABCA Central Region Coach of the Year

HALL OF FAME

2024	University of Arkansas Sports Hall of Honor
2019	Arkansas Sports Hall of Fame
2013	Winnetonka High School Hall of Fame
2012	Ban Johnson League Hall of Fame
2001	Central Missouri State Hall of Fame

Dave Van Horn, the three-time SEC Coach of the Year, has elevated Arkansas into one of the nation's premier college baseball programs ever since returning to his alma mater to take over for legendary head baseball coach Norm DeBriyn.

In his 23rd season as head coach in 2025, Van Horn, the second-winningest coach in Arkansas baseball history, has led the Razorbacks to seven College World Series appearances, including a runner-up finish (2018) and four top five finishes (2009, 2012, 2018, 2022), 21 NCAA Tournament berths, three SEC overall titles, eight SEC Western Division championships, one SEC Tournament title and 930 overall wins, including 373 SEC victories.

Van Horn, whose 1,515 career wins are second most among all active Division I head coaches, is one of only five head coaches in college baseball history with 300 or more SEC wins in their career. He is also just the fourth coach in college baseball history, and only the third active coach, to win 900 games at an SEC program, joining Mississippi State Ron Polk, Vanderbilt's Tim Corbin and Ole Miss' Mike Bianco.

Year in and year out, Van Horn, the 23rd coach in NCAA history to win 1,200 games at the Division I level, has produced nationally competitive teams and developed elite-level student-athletes on and off the field, including two Golden Spikes Award and Dick Howser Trophy winners in outfielder Andrew Benintendi (2015) and pitcher Kevin Kopps (2021), as well as countless All-Americans, All-SEC performers and professional baseball players.

Under Van Horn's guidance, the Razorbacks boast 35 All-America honorees, 56 All-SEC selections and 144 Major League Baseball draft picks – and counting.

HOGS VS. 2025 OPPONENTS UNDER DVH

	W-L	Home	Away	Neutral
Arkansas State	5-0	5-0	0-0	0-0
Charlotte	5-2	4-0	0-1	1-1
Creighton	6-0	5-0	1-0	0-0
Florida	32-26	15-6	11-16	6-4
Georgia	25-22	14-7	10-13	1-2
Grambling	13-0	10-0	0-0	3-0
Kansas State	4-4	3-1	0-2	1-1
Little Rock	7-2	7-2	0-0	0-0
LSU	31-46	17-16	12-21	2-9
Michigan	2-0	0-0	0-0	2-0
Missouri	20-4	13-2	7-2	0-0
Missouri State	21-12	13-9	8-3	0-0
North Dakota State	1-0	1-0	0-0	0-0
Ole Miss	39-45	17-19	15-18	7-8
Oral Roberts	19-6	13-3	5-3	1-0
Portland	3-0	3-0	0-0	0-0
South Carolina	35-24	17-10	14-10	4-4
Texas	11-5	5-0	2-3	4-2
Texas A&M	24-19	14-7	8-11	2-1
TCU	5-3	2-2	0-0	3-1
Tennessee	33-15	18-6	12-8	3-1
UAPB	7-0	6-0	0-0	1-0
UCA	5-0	4-0	0-0	1-0
ULM	8-1	7-1	0-0	1-0
Vanderbilt	25-26	13-10	11-12	1-4
Washington State	10-1	9-1	0-0	1-0

VAN HORN'S CAREER NUMBERS

Year	School	Record	Pct.	Conf.	Place	Conf. Tourn.	NCAA
1989	Texarkana CC	39-18	.684	N/A	N/A	N/A	--
1990	Texarkana CC	44-14	.759	N/A	N/A	N/A	--
1991	Texarkana CC	45-12	.789	N/A	N/A	N/A	--
1992	Texarkana CC	48-10	.827	N/A	1st	N/A	--
1993	Texarkana CC	38-18	.678	N/A	N/A	N/A	--
	Total	*214-72*	*.748*	--	--	--	--
1994	Central Missouri St.	51-11	.823	15-1	1st (Div.)	1st (4-1)	NCAA DII Champs
	Total	*51-11*	*.823*	*15-1*	--	*1 (4-1)*	--
1995	Northwestern St.	37-15	.711	19-5	1st	DNP (0-2)	--
1996	Northwestern St.	34-27	.557	14-16	2nd (Div.)	2nd (3-2)	--
1997	Northwestern St.	35-23	.603	19-9	1st	DNP (0-2)	--
	Total	*106-65*	*.620*	*52-30*	--	*3 (3-6)*	--
1998	Nebraska	24-20	.545	10-13	7th	DNQ	DNQ
1999	Nebraska	42-18	.700	16-9	5th	1st (4-0)	NCAA (1-2)
2000	Nebraska	51-17	.750	21-9	2nd	1st (5-1)	NCAA (4-2)
2001	Nebraska	50-16	.758	20-8	1st	1st (4-0)	CWS (5-2)
2002	Nebraska	47-21	.691	16-11	2nd	2nd (3-1)	CWS (5-3)
	Total	*214-92*	*.699*	*67-39*	--	*4 (16-2)*	*4 (15-9)*
2003	Arkansas	35-22	.612	14-16	6th West	T-7th (0-2)	NCAA (1-2)
2004	Arkansas	45-24	.652	19-11	T-1st Overall	4th (2-2)	CWS (6-3)
2005	Arkansas	39-22	.636	13-17	T-5th West	T-7th (0-2)	NCAA (2-2)
2006	Arkansas	39-21	.650	18-12	2nd West	T-7th (0-2)	NCAA (1-2)
2007	Arkansas	43-21	.672	18-12	1st West	2nd (3-1)	NCAA (2-2)
2008	Arkansas	34-24	.586	14-15	4th West	DNQ	NCAA (0-2)
2009	Arkansas	41-24	.631	14-15	4th West	4th (2-2)	CWS (7-2)
2010	Arkansas	43-21	.672	18-12	2nd West	T-7th (0-2)	NCAA (3-3)
2011	Arkansas	40-22	.645	15-15	1st West	T-3rd (2-2)	NCAA (2-2)
2012	Arkansas	46-22	.676	16-14	T-2nd West	T-9th (0-2)	CWS (7-3)
2013	Arkansas	39-22	.639	18-11	2nd West	T-3rd (2-1)	NCAA (2-2)
2014	Arkansas	40-25	.615	16-14	4th West	T-3rd (3-2)	NCAA (2-2)
2015	Arkansas	40-25	.615	17-12	3rd West	T-5th (2-2)	CWS (5-3)
2016	Arkansas	26-29	.473	7-23	7th West	DNQ	DNQ
2017	Arkansas	45-19	.703	18-11	2nd West	2nd (3-2)	NCAA (3-2)
2018	Arkansas	48-21	.696	18-12	T-1st West	T-3rd (2-1)	CWS Runner-Up (9-3)
2019	Arkansas	46-20	.697	20-10	T-1st West	T-5th (1-2)	CWS (5-3)
2020	Arkansas	11-5	.688	0-0	--	--	--
2021	Arkansas	50-13	.794	22-8	1st Overall	1st (4-0)	NCAA (4-3)
2022	Arkansas	46-21	.687	18-12	2nd West	T-7th (0-2)	CWS (8-3)
2023	Arkansas	43-18	.705	20-10	T-1st Overall	T-3rd (2-1)	NCAA (2-2)
2024	Arkansas	44-16	.733	20-10	1st West	T-7th (0-2)	NCAA (1-2)
2025	Arkansas	47-13	.783	20-10	2nd	T-5th (0-1)	NCAA (4-0)
	Total	*930-470*	*.664*	*373-282*	--	*20 (28-33)*	*21 (76-48)*
	Career Totals	*1,515-710*	*.681*	*507-361*	--	*51-42 (.548)*	*91-57 (.615)*

ROCCO PEPPI
R-Sr. • 5-10 • 195 • R/R
INF/OF • Huntington Beach, Calif.

NOLAN SOUZA
So. • 6-3 • 215 • L/R
INF • Honolulu, Hawai'i

JUSTIN THOMAS JR.
Jr. • 5-11 • 195 • R/R
OF • Savannah, Ga.

KENDALL DIGGS
Sr. • 6-0 • 210 • L/R
OF • Olathe, Kan.

GABE FRASER
Fr. • 6-2 • 190 • L/R
INF • Huntington Beach, Calif.

CAM KOZEAL
So. • 5-10 • 200 • L/R
INF • Omaha, Neb.

WEHIWA ALOY
Jr. • 6-2 • 200 • R/R
INF • Wailuku, Hawai'i



BRENT IREDALE
Jr. • 6-3 • 200 • R/R
INF • Sydney, Australia

ELLIOTT PETERSON
Jr. • 6-0 • 190 • R/R
C • Omaha, Neb.

STEELE EAVES
Fr. • 6-0 • 210 • R/R
RHP • Lonoke, Ark.

GAGE WOOD
Jr. • 6-0 • 205 • R/R
RHP • Batesville, Ark.

AIDEN JIMENEZ
R-So. • 6-3 • 215 • R/R
RHP • Elk Grove, Calif.

ZANE BECKER
Fr. • 5-11 • 200 • R/R
C • Flower Mound, Texas

REESE ROBINETT
R-So. • 6-3 • 220 • L/R
INF • Kennett, Mo.

CARSON WILLIS
Fr. • 5-11 • 195 • R/R
C • Rogers, Ark.

GABE GAECKLE
So. • 6-0 • 190 • R/R
RHP • Aptos, Calif.

BRENTON CLARK
Fr. • 5-11 • 190 • L/R
OF • Texarkana, Texas

LOGAN MAXWELL
Sr. • 5-10 • 195 • L/L
OF • Lima, Ohio

CHARLES DAVALAN
So. • 5-9 • 190 • L/R
OF • Montreal, Canada

KUHIO ALOY
So. • 6-1 • 205 • R/R
INF/OF • Wailuku, Hawai'i

TATE McGUIRE
So. • 6-3 • 215 • R/R
RHP • Liberty, Mo.

RYDER HELFRICK
So. • 6-1 • 205 • R/R
C • Discovery Bay, Calif.

CARSON BOLES
Sr. • 5-11 • 190 • R/R
OF • Lebanon, Tenn.

COLE GIBLER
Fr. • 6-2 • 205 • L/L
LHP • Blue Springs, Mo.

DYLAN CARTER
R-Sr. • 6-2 • 220 • R/R
RHP • Bentonville, Ark.

HUNTER DIETZ
R-Fr. • 6-6 • 235 • R/L
LHP • Trinity, Fla.

ZACH ROOT
Jr. • 6-2 • 210 • L/L
LHP • Fort Myers, Fla.

LANDON BEIDELSCHIES
Jr. • 6-3 • 230 • L/L
LHP • Canfield, Ohio

PARKER COIL
Jr. • 6-3 • 185 • R/L
LHP • Edmond, Okla.

LUKE WILLIAMS
Fr. • 5-11 • 185 • L/L
LHP • Owasso, Okla.



COLIN FISHER
So. • 6-3 • 225 • L/L
LHP • Noble, Okla.



BEN BYBEE
Jr. • 6-6 • 230 • R/R
RHP • Overland Park, Kan.

WILL McENTIRE
R-Sr. • 6-4 • 235 • L/R
RHP • Bryant, Ark.

MICHAEL ANDERSON
Jr. • 6-3 • 230 • R/R
INF • Havertown, Pa.

CARSON WIGGINS
Fr. • 6-5 • 215 • R/R
RHP • Roland, Okla.

LANCE DAVIS
Fr. • 6-4 • 200 • R/R
RHP • Jonesboro, Ark.



CHRISTIAN FOUTCH
Jr. • 6-3 • 240 • R/R
RHP • Littleton, Colo.



COOPER DOSSETT
Jr. • 6-0 • 200 • R/R
RHP • Springdale, Ark.

JACKSON FARRELL
Fr. • 6-1 • 215 • R/R
LHP • Jenks, Okla.

TAG ANDREWS
Fr. • 6-0 • 190 • R/R
RHP • Maumelle, Ark.

TYLER HOLLAND
Fr. • 6-1 • 190 • R/R
INF/RHP • Mission Viejo, Calif.

ROSS FELDER
Fr. • 6-2 • 185 • R/R
RHP • Springdale, Ark.

DAVE VAN HORN
Head Coach
23rd Season

NATE THOMPSON
Assistant Coach
8th Season

MATT HOBBS
Assistant Coach
7th Season

BOBBY WERNES
Assistant Coach
5th Season



HUDSON POLK
Student Assistant Coach
1st Season

CLAY GOODWIN
Director of Operations
18th Season

No.	Player	Pos.	Yr.	Ht.	Wt.	B/T	Hometown / High School / Previous School
1	Rocco Peppi	INF/OF	R-Sr.	5-10	195	R/R	Huntington Beach, Calif. / Marina HS / Long Beach State / Fresno State
3	Nolan Souza	INF	So.	6-3	215	L/R	Honolulu, Hawai'i / Punahou School
4	Justin Thomas Jr.	OF	Jr.	5-11	195	R/R	Savannah, Ga. / Benedictine Military School / Georgia / Florida SouthWestern State
5	Kendall Diggs	OF	Sr.	6-0	210	L/R	Olathe, Kan. / Saint Thomas Aquinas HS
6	Gabe Fraser	INF	Fr.	6-2	190	L/R	Huntington Beach, Calif. / Orange Lutheran HS
8	Cam Kozeal	INF	So.	5-10	200	L/R	Omaha, Neb. / Millard South HS / Vanderbilt
9	Wehiwa Aloy	INF	Jr.	6-2	200	R/R	Wailuku, Hawai'i / H.P. Baldwin HS / Sacramento State
10	Brent Iredale	INF	Jr.	6-3	200	R/R	Sydney, New South Wales, Australia / The Hill Sports HS / New Mexico JC
12	Elliott Peterson	C	Jr.	6-0	190	R/R	Omaha, Neb. / Creighton Prep / Southeast CC
13	Steele Eaves	RHP	Fr.	6-0	210	R/R	Lonoke, Ark. / Lonoke HS
14	Gage Wood	RHP	Jr.	6-0	205	R/R	Batesville, Ark. / Batesville HS
16	Aiden Jimenez	RHP	R-So.	6-3	215	R/R	Elk Grove, Calif. / Elk Grove HS / Oregon State
17	Zane Becker	C	Fr.	5-11	200	R/R	Flower Mound, Texas / Flower Mound HS
18	Reese Robinett	INF	R-So.	6-3	220	L/R	Kennett, Mo. / Kennett HS
19	Carson Willis	C	Fr.	5-11	195	R/R	Rogers, Ark. / P27 Academy
20	Gabe Gaeckle	RHP	So.	6-0	190	R/R	Aptos, Calif. / Aptos HS
21	Brenton Clark	OF	Fr.	5-11	190	L/R	Texarkana, Texas / Pleasant Grove HS
22	Logan Maxwell	OF	Sr.	5-10	195	L/L	Lima, Ohio / Shawnee HS / TCU
24	Charles Davalan	OF	So.	5-9	190	L/R	Montreal, Quebec, Canada / TNXL Academy / FGCU
25	Kuhio Aloy	INF/OF	So.	6-1	205	R/R	Wailuku, Hawai'i / H.P. Baldwin HS / BYU
26	Tate McGuire	RHP	So.	6-3	215	R/R	Liberty, Mo. / Liberty North HS
27	Ryder Helfrick	C	So.	6-1	205	R/R	Discovery Bay, Calif. / Clayton Valley Charter HS
28	Carson Boles	OF	Sr.	5-11	190	R/R	Lebanon, Tenn. / Lebanon HS / Lincoln Memorial
29	Cole Gibler	LHP	Fr.	6-2	205	L/L	Blue Springs, Mo. / Blue Springs HS
31	Dylan Carter	RHP	R-Sr.	6-2	220	R/R	Bentonville, Ark. / Bentonville West HS / Crowder
32	Hunter Dietz	LHP	R-Fr.	6-6	235	R/L	Trinity, Fla. / Calvary Christian HS
33	Zach Root	LHP	Jr.	6-2	210	L/L	Fort Myers, Fla. / Fort Myers HS / East Carolina
35	Landon Beidelschies	LHP	Jr.	6-3	230	L/L	Canfield, Ohio / Canfield HS / Ohio State
36	Parker Coil	LHP	Jr.	6-3	185	R/L	Edmond, Okla. / Edmond Memorial HS
37	Luke Williams	LHP	Fr.	5-11	185	L/L	Owasso, Okla. / Owasso HS
38	Colin Fisher	LHP	So.	6-3	225	L/L	Noble, Okla. / Noble HS
40	Ben Bybee	RHP	Jr.	6-6	230	R/R	Overland Park, Kan. / Blue Valley Southwest HS
41	Will McEntire	RHP	R-Sr.	6-4	235	L/R	Bryant, Ark. / Bryant HS
42	Michael Anderson	INF	Jr.	6-3	230	R/R	Havertown, Pa. / Monsignor Bonner HS / Rhode Island
44	Carson Wiggins	RHP	Fr.	6-5	215	R/R	Roland, Okla. / Roland HS
45	Lance Davis	RHP	Fr.	6-4	200	R/R	Jonesboro, Ark. / Valley View HS
46	Christian Foutch	RHP	Jr.	6-3	240	R/R	Littleton, Colo. / Chatfield Senior HS
48	Cooper Dossett	RHP	Jr.	6-0	200	R/R	Springdale, Ark. / Har-Ber HS
49	Jackson Farrell	LHP	Fr.	6-1	215	L/L	Jenks, Okla. / Owasso HS
50	Tag Andrews	RHP	Fr.	6-0	190	R/R	Maumelle, Ark. / Maumelle HS
52	Tyler Holland	INF/RHP	Fr.	6-1	190	R/R	Mission Viejo, Calif. / Mission Viejo HS
57	Ross Felder	RHP	Fr.	6-2	185	R/R	Springdale, Ark. / Har-Ber HS

Coaches & Support Staff

Head Coach:	2 Dave Van Horn, 23rd Season (Arkansas, 1988)
Assistant Coach:	30 Nate Thompson, 8th Season (Dallas Baptist, 2006)
Assistant Coach:	47 Matt Hobbs, 7th Season (Missouri, 2002)
Assistant Coach:	7 Bobby Wernes, 5th Season (Arkansas, 2016)
Student Assistant Coach:	15 Hudson Polk, 1st Season (Arkansas, 2024)
Director of Operations:	Clay Goodwin, 18th Season (Arkansas, 2005)
Director of Strength & Conditioning:	Hunter Bell, 3rd Season (Arkansas-Monticello, 2018)
Director of Pitching Development:	Zach Barr, 8th Season (Arkansas, 2017)
Director of Baseball Analytics:	DJ Baxendale, 6th Season (Arkansas, 2012)
Athletic Trainer:	Corey Wood, 14th Season (East Carolina, 2008)
Equipment Manager:	Mark Taylor, 34th Season (Ouachita Baptist, 1988)
Strength & Conditioning Assistant:	MJ Munoz, 2nd Season (Aurora, 2022)
Strength & Conditioning Intern:	Alden Arrington
Graduate Manager:	John McElroy (Arkansas, 2023), Matthew Schluterman (Arkansas, 2024)
Student Managers:	Anthony Sanchez, Crew Tidwell, Trip Wright
Bullpen Catchers:	Ryan Cleinmark, Hayden Schnitker
Communications Director:	Oliver Grigg, 5th Season (Tulane, 2017)
Academics Director:	Jonathan Burgess, 4th Season (Central Arkansas, 2015)
Sports Nutritionist:	Ben Tarnowski, 2nd Season (North Dakota, 2021)
Sport Administrator:	Kevin Trainor, 15th Season (Arkansas, 1994)
Administrative Assistant:	Kelly Moore, 22nd Season (Arkansas, 2004)

Pronunciation Guide

Kuhio Aloy ..... koo-hee-oh ah-loy

Wehiwa Aloy ..... veh-hee-vuh ah-loy

Landon **Beidelschies** ..... bi-dull-shees

Charles **Davalan** ..... dah-vuh-lawn

Hunter **Dietz** ..... deets

Cooper **Dossett** ..... dah-sit

Gabe **Gaeckle** ..... gack-uhl

Brent **Iredale** ..... eye-err-dale

Cam **Kozeal** ..... koe-zhull

Nolan **Souza** ..... sue-zuh

Bobby **Wernes** ..... wer-niss

THE STARTERS

#27 RYDER HELFRICK C SO. .329/.450/.659

NCAA Fayetteville Regional Tournament MVP ... Has played in 56 games with 52 starts at catcher ... Slashing .329/.450/.659 with 14 home runs and 36 RBI ... Recorded his first career multi-homer game against South Carolina (March 23) and his second at #7 Georgia (April 13) ... Hit a grand slam and drove in a career-high five RBI against #17 Tennessee (May 17) ... Hit two home runs against Creighton (May 31), his third career multi-homer game, in the NCAA Fayetteville Regional ... As a freshman in 2024, played in 31 games with 26 starts (15 at catcher, 11 as designated hitter) ... Slashed .179/.320/.321 with three homers and eight RBI ... Scored 18 runs ... Totaled 15 hits, including three doubles ... Drew 14 walks ... Season-long seven-game hitting streak and 12-game reached base streak ... Defensively, posted a .994 fielding percentage with one error in 167 total chances ... Threw out 5-of-11 base stealers (45.5%).

#8 CAM KOZEAL 1B SO. .341/.389/.636

Second Team All-SEC ... Has played in 55 games with 50 starts (30 at first base, 20 at second base) ... Slashing .341/.389/.636 with 15 homers and 62 RBI ... In the series at #14 Vanderbilt (March 28-30), hit three homers with eight RBI to outscore his former school ... Recorded his first career multi-homer game and had five RBI in the series opener at #14 Vanderbilt (March 28) ... Named SEC Player of the Week after powering Arkansas to a weekend series sweep against Missouri by leading the conference in hits (9), doubles (3), RBI (13), total bases (18), on-base percentage (.706) and slugging percentage (1.385) ... Hit a pinch-hit two-run homer at Florida (April 16) ... Hit an inside-the-park home run vs. #17 Ole Miss (May 23) in the SEC Tournament ... Vanderbilt transfer ... Played in 43 games with 35 starts as a freshman in 2024 ... Slashed .284/.349/.439 with five homers and 28 RBI ... Prior to Vanderbilt, attended Millard South High School in Omaha, Neb. ... 2023 Nebraska Gatorade Player of the Year.

#3 NOLAN SOUZA 2B SO. .250/.374/.427

Suffered a season-ending injury at #7 Georgia (April 11) ... Prior to the injury, played in 32 games with 28 starts (all at second base) ... Slashed .250/.375/.427 with four home runs and 22 RBI ... Team leader in stolen bases (9-for-9) ... In 2024, earned Freshman All-SEC honors ... Played in 40 games with 31 starts (17 as designated hitter, eight at second base, six at third base) ... Slashed .255/.366/.509 with seven homers, 28 RBI and two steals ... Recorded seven multi-hit games, including three three-hit games, and nine multi-RBI games ... Season-long six-game hitting streak and 11-game reached base streak ... Defensively, posted a perfect 1.000 fielding percentage in 25 total chances.

#10 BRENT IREDALE 3B JR. .289/.456/.547

Has played in 60 games with 59 starts at third base ... Slashing .289/.456/.547 with 13 home runs and 56 RBI ... Team leader in walks (43) and HBP (21) ... Eight RBI against Portland (March 7), the first Hog since 1999 with eight RBI in a game ... Recorded 11 total RBI in the series sweep of Portland (March 7-9), most by a Razorback in a three-game series in the DVH era ... Two multi-homer games: Washington State (Feb. 15) & Portland (March 7) ... Spent two seasons at New Mexico JC (2023-24) ... As a sophomore in 2024, was an NJCAA All-American ... First back-to-back WJCAC MVP in the conference's history after slashing a team-leading .441/.576/1.000 with a team-high 25 home runs and 78 RBI in 58 games ... Team-leading 83 hits, including 22 doubles and four triples ... Native of Sydney, Australia ... First native-born Australian student-athlete in Arkansas baseball history.

#9 WEHIWA ALOY SS JR. .350/.434/.675

SEC Player of the Year ... First Team All-SEC ... Golden Spikes Award & Dick Howser Trophy finalist ... Has started all 60 games at shortstop ... Slashing .350/.434/.675 with a team-high 20 home runs and 64 RBI ... First Razorback to hit 20 home runs in a season since Chad Spanberger in 2017 ... Team leader extra-base hits (39) and total bases (166) ... Second on team in base hits (86) ... Homered in the same inning as his younger brother, Kuhio, vs. Kansas State (Feb. 22) in the Amegy Bank College Baseball Series at Globe Life Field in Arlington, Texas, before connecting on back-to-back homers at #13 Ole Miss (March 15) ... Named SEC Player of the Week (Feb. 24) for first time in his career after powering the Razorback offense through its trip to Globe Life Field ... Hit two home runs, first multi-homer game of his career, against Portland (March 7) ... Named SEC Player of the Week (March 10) after powering Arkansas to double midweek sweep against ULM (March 4-5) and weekend series sweep against Portland (March 7-9) ... Hit a walk-off three-run homer in Arkansas' run-rule win against South Carolina (March 21) ... Homered in Arkansas' series-opening win at #7 Georgia (April 11) and in the series finale against the Bulldogs (April 13) to force extras ... Swatted a pair of homers against Creighton (May 31) in the NCAA Fayetteville Regional and finished with a career high-tying five RBI ... All-SEC honoree as a sophomore in 2024 ... Started all 60 games at shortstop, the only Hog to start every game ... Slashed .270/.355/.485 with a team-leading 14 homers and 56 RBI ... 64 hits, including nine doubles ... 15 multi-hit games ... Tied for team lead in multi-RBI games with 11 ... Season-long hitting streak of 14 games ... Team-leading 31-game reached base streak ... Team leader in stolen bases (7-for-7).

#4 JUSTIN THOMAS JR. LF JR. .284/.429/.514

Has played in 57 games with 49 starts (45 in center field, four in left field) ... Slashing .284/.429/.514 with nine home runs, 34 RBI and 32 walks ... Seven multi-walk games, including one three-walk game against Washington State (Feb. 17) ... Fifth on the team in stolen bases (5-for-8) ... Three hits at #3 LSU (May 9) ... Three-run homer against Creighton (June 1) in the NCAA Fayetteville Regional ... Spent one season at Florida SouthWestern State (2024), slashing .393/.514/.699 with 21, doubles 14 homers and 49 RBI in 58 games ... Drew 44 walks ... 35-of-42 (83.3%) on stolen base attempts ... Began career at Georgia (2023), playing in 25 games with eight starts as a true freshman.

#24 CHARLES DAVALAN CF SO. .353/.438/.574

First Team All-SEC ... Has played in 60 games with 59 starts (44 in left field, 15 in center field) ... Slashing a team-leading .353/.438/.574 with 13 homers and 57 RBI ... Team lead in hits (88) and ranks second in runs scored (66) ... 32 walks to 24 strikeouts on the year ... Hit his first homer of the season in the series opener against Charlotte (Feb. 28) ... Hit first homer of SEC play at #13 Ole Miss (March 14) ... Go-ahead two-run homer in game two of the SEC Opening Weekend series at #13 Ole Miss (March 15) ... First career multi-homer game in the series finale at #14 Vanderbilt (March 30) ... FGCU transfer ... As a freshman at FGCU in 2024, slashed .288/.413/.514 with 10 homers and 37 RBI in 56 games ... Team-leading 66 runs ... 64 hits, including 16 doubles and two triples ... Drew 28 walks and was hit by 20 pitches ... 13-for-18 on stolen base attempts ... Team-leading five sacrifice hits ... Native of Montreal, Quebec, Canada.

#22 LOGAN MAXWELL RF SR. .352/.457/.597

Has played in 46 games with 44 starts (32 in right field, six in left field, six as designated hitter) ... Slashing .352/.457/.597 with a career-high 12 home runs and 31 RBI ... Connected on his first homer of the season in the series opener against Charlotte (Feb. 28) ... Hit his second homer in as many days in the series-clinching win against Charlotte (March 1) ... Walk-off RBI single in the series finale against Charlotte (March 2) ... Homered in back-to-back games at #13 Ole Miss (March 14-15) ... First multi-homer game of his career came against Creighton (June 1) in the NCAA Fayetteville Regional ... TCU transfer ... As a junior in 2024, earned All-Big 12 honors ... Started all 46 games played in (23 in left field, 23 as designated hitter) ... Slashed .335/.447/.482 with three homers and 35 RBI ... 57 hits, including a team-leading 12 doubles and two triples ... Drew 30 walks ... 10-for-12 on stolen base attempts ... 14 multi-hit games and five multi-RBI performances ... Defensively, posted a perfect 1.000 fielding percentage in 33 total chances ... In Big 12 play, slashed .327/.443/.515 with six doubles, two triples, three home runs and 17 RBI.

#25 KUHIO ALOY DH SO. .333/.419/.573

First Team All-SEC ... Younger brother of INF Wehiwa Aloy (born approximately 17 months apart) ... Has played in 56 games with 55 starts (54 as designated hitter, one in right field) ... Slashing .333/.419/.573 with 15 doubles, 13 home runs and a team-leading 69 RBI ... In his Razorback debut against Washington State (Feb. 14), went 2-for-3 with a double, home run and three RBI ... Homered in the same inning as his brother, Wehiwa, vs. Kansas State (Feb. 21) in the Amegy Bank College Baseball Series at Globe Life Field in Arlington, Texas, before connecting on back-to-back homers at #13 Ole Miss (March 15) ... Hit a pinch-hit two-run double vs. #22 TCU (Feb. 22) in the Amegy Bank College Baseball Series at Globe Life Field in Arlington, Texas ... Career-high four hits against Grambling (Feb. 25) ... Career-high six RBI against ULM (March 4) ... Totaled 10 RBI in double midweek series against ULM (March 4-5) ... Homered at #3 LSU (May 9) ... BYU transfer ... As a true freshman in 2024, earned Big 12 All-Freshman honors after slashing .269/.329/.447 with eight homers and 38 RBI in 52 games.

THE BENCH

#5 KENDALL DIGGS OF SR.

Has played in 37 games with 17 starts (16 in right field, one in left field) ... Slashing .161/.268/.323 with two home runs and seven RBI ... As a junior in 2024, one of the Hogs' three team captains ... Played in 55 games with 54 starts (53 in right field, one as designated hitter) ... Slashed .229/.346/.395 with seven homers and 34 RBI through an injury-plagued year ... Scored 35 runs ... Totaled 47 hits, including 11 doubles and one triple ... Finished fourth on the Hogs in RBI (34) and fifth in runs scored (35) ... Drew 34 walks, good for third most on the team ... As a sophomore in 2023, earned All-SEC honors at designated hitter/utility after slashing .299/.436/.547 with 12 home runs and a team-high 63 RBI in 58 games ... Finished as the team leader in RBI (63) ... Scored 51 runs, tied for second most on the Hogs ... Racked up the team's second-most hits (60), including 12 doubles and 1 triple.

#6 GABE FRASER INF FR.

Has played in 28 games with 13 starts (12 at second base, one at third base) ... Slashing .250/.339/.365 with one double, one triple, one home run and 12 RBI ... Made his first career start at second base vs. #22 TCU (Feb. 22) in the Amegy Bank College Baseball Series at Globe Life Field in Arlington, Texas ... Recorded his first career hit on a bunt single against Charlotte (March 2) ... Hit a grand slam for his first collegiate home run against Missouri State (March 25) ... Go-ahead RBI triple in Arkansas' series-opening win at #7 Georgia (April 11) ... Made his first SEC start at #7 Georgia (April 12) and logged two hits ... Attended Orange Lutheran High School in Orange, Calif. ... Ranked by Perfect Game as the No. 144 overall prospect and the No. 37 shortstop in the class of 2024 ... No. 19 overall prospect and No. 3 shortstop in California by Perfect Game ... Father, Joe, played for legendary head coach Augie Garrido at Cal State Fullerton and was a member of the national championship-winning 1995 Titans squad, the first No. 1 seed to win the College World Series, before being selected by the Minnesota Twins in the 27th round of the 1995 MLB Draft.

#1 ROCCO PEPPI INF/OR R-SR.

Has played in 19 games with 16 starts (15 at first base, one in right field) ... Fresno State transfer ... As a redshirt junior at Fresno State in 2024, played in 56 games with 53 starts ... Slashed .327/.392/.602 with a team-leading 14 homers and 56 RBI ... Totaled 69 hits, including 16 doubles ... Hit by a team-leading 20 pitches ... 6-of-9 on stolen base attempts ... Defensively, posted a perfect 1.000 fielding percentage in 61 total chances with four outfield assists ... In league play, slashed .304/.388/.626 with a team-leading 10 homers and 29 RBI in 29 games.

#17 ZANE BECKER C FR.

Has played in 20 games with nine starts at catcher ... 8-for-31 with three doubles, one home run, six RBI and a stolen base ... Made his first collegiate start against Washington State (Feb. 15), collecting a pair of doubles and driving in a run ... Hit his first collegiate home run against UAPB (April 15) ... Attended Flower Mound High School in Flower Mound, Texas ... Ranked by Perfect Game as the No. 386 overall prospect and the No. 41 catcher in the class of 2024 ... No. 34 overall prospect and No. 4 catcher in Texas by Perfect Game.

#18 REESE ROBINETT INF R-SO.

Has played in 27 games with 13 starts at first base ... Slashing .278/.443/.444 (15-for-54) with three doubles, two homers, 11 RBI and 15 walks ... Three doubles, including the game-winning RBI double, against UAPB (April 15) ... Belted two home runs, his first career multi-hit games, and drove in a career-high six RBI in the series finale against #1 Texas (May 3) ... Drew a career-high three walks against Creighton (May 31) in the NCAA Fayetteville Regional ... Redshirted in 2024 ... As a freshman in 2023, played in 14 games with five starts (three at first base, two at third base) ... Slashed .240/.269/.480 (6-for-25) with two homers and seven RBI ... Made his SEC debut as a pinch hitter at #1 LSU (March 24) and hit a three-run homer.

#28 CARSON BOLES OF SR.

Has played in 29 games with 15 starts (10 in right field, five in left field) ... Slashing .310/.475/.500 (18-for-58) with five doubles, two home runs, 16 RBI and 19 walks ... Made his SEC debut as a pinch hitter at #13 Ole Miss (March 16) and collected a single ... Hit his first home run as a Razorback in the second game of the doubleheader against Missouri (April 6) ... Homered in a start in right field against #1 Texas (May 1) ... Spent three seasons at Lincoln Memorial (2022-24) ... Named a unanimous first-team Division II All-American as a junior in 2024 after slashing .475/.572/.863 with 15 homers and 68 RBI .. Tallied a team-leading 87 hits, including 24 doubles and one triple ... Third in Division II in batting average (.475) and doubles (24).

ON THE MOUND

SUNDAY

#45 RHP GAGE WOOD — JR. — 3-1, 5.33 ERA, 25.1 IP, 5 BB, 50 SO

Last Start: June 1, vs. Creighton (NCAA Fayetteville Regional), 6.0 IP, 3 H, 3 R, 3 ER, 0 BB, 13 SO

Eight starts on the mound this season ... One quality start this season ... Made his first start of the year on Opening Weekend against Washington State (Feb. 15), striking out a career-high seven batters over five innings of two-run ball ... Next start came against Michigan (Feb. 24) in the Amegy Bank College Baseball Series at Globe Life Field in Arlington, Texas, striking out six over two innings before departing the game due to injury ... Made his return on the mound in the first game of the doubleheader against Texas A&M (April 18) ... Started on the mound at Florida (April 26) and fired three shutout innings with five strikeouts ... Racked up a career-high nine strikeouts over four innings of one-run ball against #1 Texas (May 2) ... Struck out seven over three innings of two-run ball in a start against #17 Tennessee (May 17) ... Fired a career-long six innings of three-run ball with a career-high 13 strikeouts against Creighton (June 1) in the NCAA Fayetteville Regional ... As a sophomore in 2024, made 22 appearances, including three starts, on the mound ... Posted a 3-2 record with a 4.46 ERA and 56 strikeouts in 40.1 innings of work ... Logged two saves, including one of the multi-inning variety, on the year ... Issued only eight walks all season ... In SEC play, made 10 appearances with one start, going 0-1 with a 3.72 ERA and one save in 19.1 innings ... Struck out 26 and walked only six against conference opponents ... Member of an Arkansas pitching staff that set a school record with 706 strikeouts in 2024 ... Made his season debut in relief against James Madison, striking out four over 2.1 innings of one-hit ball to record his first save of the season ... Picked up his first win of the year vs. No. 7 Oregon State (Feb. 23) in the Kubota College Baseball Series at Globe Life Field in Arlington, Texas, striking out one in an inning of relief work ... Nabbed his second win of the season against McNeese, twirling 2.1 innings of one-run ball with three strikeouts ... Tossed two scoreless innings in relief with five strikeouts against Ole Miss (April 5) ... Struck out four in 2.1 innings of relief work against Texas Tech (April 16) ... Made his first collegiate start in a midweek game against Missouri State (April 30), spinning three scoreless innings with three strikeouts and earning his third win of the season ... Worked 4.1 innings in relief and struck out a season-high six at No. 8 Kentucky (May 4) ... Secured his second save of the year against No. 14 Mississippi State (May 10), delivering a scoreless frame with one strikeout ... In his first career SEC start and first career road start, struck out five over five innings of three-run (two earned) ball at No. 5 Texas A&M (May 17) to help Arkansas clinch the SEC Western Division title for the fifth time in the last six seasons and ninth time in program history ... In the NCAA Fayetteville Regional, started on the mound against SEMO (June 2) and turned in four strikeouts over three innings of work.

PITCHER BREAKDOWN

	W-L-S	ERA	IP	H	R	ER	BB	SO
Starters	24-7-0	4.59	249.0	228	138	127	85	312
Relievers	23-6-14	3.27	264.0	215	103	96	92	324

THE HOG PEN

										---- Season Totals ----		
Pitcher	**Last App.**	**IP**	**H**	**R**	**ER**	**BB**	**SO**	**HR**	**RI/S**	**RI/S**	**SV**	**Ret./1BF (BB)**
Landon Beidelschies	NDSU (5/30)	2.0	1	0	0	0	4	0	0/0	0/0	0	3/3 (0)
Ben Bybee	CU (5/31)	1.0	1	1	1	2	1	0	0/0	2/1	0	6/14 (1)
Dylan Carter	TENN (5/15)	0.2	0	0	0	1	1	0	1/0	11/5	0	15/22 (0)
Parker Coil	NDSU (5/30)	3.1	3	0	0	0	4	0	1/0	11/3	1	8/13 (0)
Hunter Dietz	TENN (5/15)	0.0	3	3	3	0	0	1	0/0	0/0	0	0/2 (0)
Steele Eaves	CU (5/31)	1.0	0	0	0	0	1	0	0/0	0/0	0	4/8 (0)
Colin Fisher	CU (5/31)	1.0	1	0	0	0	1	0	0/0	5/3	0	8/11 (0)
Christian Foutch	OM (5/23)	0.1	0	0	0	0	1	0	1/0	6/1	4	12/19 (2)
Gabe Gaeckle	TENN (6/7)	2.0	1	1	1	0	2	1	0/0	5/0	2	7/8 (0)
Cole Gibler	OM (5/23)	1.2	1	0	0	0	4	0	0/0	6/2	1	14/17 (0)
Aiden Jimenez	LSU (5/11)	1.1	3	1	1	1	2	0	0/0	12/1	1	14/17 (1)
Will McEntire	TENN (5/17)	3.2	0	0	0	0	4	0	0/0	6/5	2	13/16 (0)
Tate McGuire	LSU (5/10)	0.2	2	3	3	1	1	1	2/2	14/6	1	7/10 (1)
Carson Wiggins	UF (4/27)	0.0	1	1	1	0	0	0	0/0	2/1	3	12/14 (0)
TEAM TOTALS										**80/28**	**15**	**123/174 (5)**

Bullpen Notes: Razorback relief pitchers have combined to retire 123-of-174 (70.7%) first batters faced with only five walks issued ... Razorback relievers have combined to allow only 28-of-80 inherited runners (35.0%) to score ... Eight of Arkansas' 15 saves this season are of the multi-inning variety ... Eight different Razorback relief pitchers have recorded at least one save ... **RHP Christian Foutch** (4) is the team leader in saves ... He secured Arkansas' first multi-inning save of the season vs. #22 TCU (Feb. 22) in the Amegy Bank College Baseball Series at Globe Life Field in Arlington, Texas ... Foutch has also recorded saves against Charlotte (Feb. 28) and Oral Roberts (March 18) as well as a two-inning save against #17 Tennessee (May 16) ... **RHP Carson Wiggins** (3) is second on the team in saves, recording Arkansas' first save of the year and the first save of his career against Washington State (Feb. 15) ... Wiggins has also recorded saves against Charlotte (March 1) and Portland (March 9) ... **RHP Will McEntire** (2) earned his first save of the season against South Carolina (March 22), firing three shutout innings with a strikeout ... McEntire recorded his second save and second multi-inning save of the season with 3.2 shutout innings and four strikeouts against #17 Tennessee (May 17) ... **RHP Tate McGuire** (1) recorded a one-out save vs. Michigan (Feb. 23) in the Amegy Bank College Baseball Series at Globe Life Field in Arlington, Texas, notching his first career save in the process ... **RHP Aiden Jimenez** (1) struck out a career high-tying six and locked down a three-inning save at #13 Ole Miss (March 15) to log his first save of the season ... **LHP Cole Gibler** (1) recorded his first career save against Grambling (April 1) at CHI St. Vincent Field at Dickey-Stephens Park in North Little Rock, Ark., striking out five over two scoreless innings ... **LHP Parker Coil** (1) carded his first save of the season in the series finale at #3 LSU (May 11), recording the final two outs to preserve Arkansas' win ... **RHP Gabe Gaeckle** (2) recorded his first save of the season against Creighton (June 1) in the NCAA Fayetteville Regional, firing three shutout innings with seven strikeouts to log Arkansas' seventh multi-inning save of the year ... Gaeckle logged his second save against Tennessee (June 7) in the NCAA Fayetteville Super Regional, throwing two innings of one-run ball with a pair of strikeouts to recorded Arkansas' eighth multi-inning save of the campaign.

Parker Coil is 3-0 with a team-leading 1.33 ERA, 22 strikeouts and one save in 20.1 relief innings this season. The left-hander has allowed only three earned run across 13 appearances.

As a reliever, **Gabe Gaeckle** is 2-1 with a 2.08 ERA, 36 strikeouts and two saves in 26.0 innings. The right-hander is holding opposing hitters to a meager .196 batting average.

Aiden Jimenez is 4-1 with a 2.51 ERA, 34 strikeouts and one save in 32.1 innings in relief this year. The Oregon State transfer is holding opposing batters to a .229 average.

RECORD RUNDOWN

Overall	47-13
vs. top-5 teams	4-2
vs. top-10 teams	5-4
vs. top-25 teams	14-7
vs. unranked teams	33-6
At home	36-4
On the road	8-7
At neutral sites	3-2
In day games	30-4
In night games	17-7
In extra innings	2-3
In white uniforms	16-4
In cardinal uniforms	6-2
In cream uniforms	8-0
In grey uniforms	9-5
In pinstripe uniforms	8-2
vs. teams over .500	27-11
vs. teams .500 or worse	19-2
vs. right-handed starter	32-8
vs. left-handed starter	15-5
vs. both-handed starter	0-0
When starter receives decision	25-7
When reliever receives decision	22-6
When starter goes 5+ innings	23-4
When starter goes less than 5 innings	24-9
When scoring first	29-2
When scoring in 1st inning	19-4
When opponent scores first	17-11
When leading after 6 innings	42-2
When trailing after 6 innings	2-10
When tied after 6 innings	3-1
When leading after 7 innings	29-1
When trailing after 7 innings	1-10
When tied after 7 innings	4-1
When leading after 8 innings	30-1
When trailing after 8 innings	1-10
When tied after 8 innings	2-1
In one-run games	5-5
In two-run games	4-1
In five-run or more games	27-2
In run-rule games	12-1
Weekend series W-L-T	9-4-0
Weekend series sweeps/times swept	7/0
When scoring 10+ runs	23-1
Shutouts/times shut out	7/0
When opponent scores 5 runs or less	42-3
When opponent scores 6 runs or more	5-10
When collecting 0-3 hits	1-0
When collecting 4-6 hits	3-2
When collecting 7-9 hits	14-6
When collecting 10-12 hits	13-3
When collecting 13+ hits	16-2
When out-hitting opponent	36-2
When out-hit by opponent	7-8
When hits are equal	4-3
When hitting a home run	41-9
When opponent hits a home run	22-12
When errorless	32-3
When committing one error	9-8
When committing 2 errors	6-2
When committting 3+ errors	0-0
When opponent is errorless	14-7
vs. SEC opponents (all games)	21-11
vs. non-conference opponents (all games)	26-2
In midweek games (regular season)	11-1
In rubber games (regular season)	2-3
Game 1 of weekend series	8-5
Game 2 of weekend series	11-2
Game 3 of weekend series	10-3
Game 4 of weekend series	1-0
In February	8-1
In March	18-2
In April	11-6
In May	8-4
In June	2-0

MULTI-HIT GAMES

Name	2	3	4	5+	Total
Wehiwa Aloy	19	7	2	-	28
Charles Davalan	19	6	2	-	27
Cam Kozeal	16	5	1	-	22
Kuhio Aloy	13	5	2	-	20
Logan Maxwell	14	4	-	-	18
Brent Iredale	14	2	-	-	16
Ryder Helfrick	11	3	-	-	14
Justin Thomas Jr.	8	1	-	-	9
Nolan Souza	4	1	-	-	5
Rocco Peppi	3	-	-	-	3
Gabe Fraser	3	-	-	-	3
Reese Robinett	2	1	-	-	3
Carson Boles	2	-	-	-	2
Zane Becker	1	-	-	-	1
TEAM	**129**	**35**	**7**	**0**	**171**

CAREER MULTI-HIT GAMES

Name	'22	'23	'24	'25	Total
Wehiwa Aloy	-	30	15	28	73
Rocco Peppi	23	17	17	3	60
Charles Davalan	-	-	17	27	44
Logan Maxwell	3	6	14	18	41
Cam Kozeal	-	-	12	22	34
Kuhio Aloy	-	-	12	20	32
Michael Anderson	-	18	9	-	28
Kendall Diggs	2	14	12	-	28
Brent Iredale	-	-	-	16	16
Ryder Helfrick	-	-	-	14	14
Nolan Souza	-	-	7	5	12
Justin Thomas Jr.	-	-	-	9	9
Reese Robinett	-	1	-	3	4
Gabe Fraser	-	-	-	3	3
Carson Boles	-	-	-	2	2
Zane Becker	-	-	-	1	1

MULTI-RBI GAMES

Name	2	3	4	5+	Total
Kuhio Aloy	9	7	2	1	19
Wehiwa Aloy	10	2	3	2	17
Cam Kozeal	8	4	1	3	16
Charles Davalan	6	4	2	1	13
Brent Iredale	4	4	2	2	12
Ryder Helfrick	6	3	-	1	10
Justin Thomas Jr.	5	3	1	-	9
Logan Maxwell	6	1	-	-	7
Nolan Souza	3	3	-	-	6
Carson Boles	3	2	-	-	5
Zane Becker	1	1	-	-	2
Kendall Diggs	2	-	-	-	2
Gabe Fraser	1	-	1	-	2
Rocco Peppi	1	-	1	-	2
Reese Robinett	1	-	-	1	2
TEAM	**67**	**32**	**13**	**11**	**124**

HITTING STREAKS

Name	Longest	Current
Charles Davalan	17	2
Kuhio Aloy	12	4
Ryder Helfrick	11	11
Wehiwa Aloy	10	-
Logan Maxwell	9	3
Cam Kozeal	8	5
Justin Thomas Jr.	8	-
Carson Boles	6	-
Brent Iredale	5	1
Kendall Diggs	5	-
Nolan Souza	5	2
Rocco Peppi	4	-
Gabe Fraser	4	-
Reese Robinett	3	3
Zane Becker	2	-

REACHED BASE STREAKS

Name	Longest	Current
Charles Davalan	35	13
Logan Maxwell	27	3
Brent Iredale	25	3
Ryder Helfrick	17	17
Carson Boles	17	17
Kuhio Aloy	17	17
Wehiwa Aloy	16	-
Cam Kozeal	14	11
Justin Thomas Jr.	13	-
Kendall Diggs	11	-
Reese Robinett	8	6
Nolan Souza	7	7
Rocco Peppi	6	-
Gabe Fraser	5	-
Zane Becker	4	-
Michael Anderson	1	-

CAREER HOME RUNS

Name	Solo	2R	3R	GS	Total
Wehiwa Aloy	25	13	7	3	48
Rocco Peppi	13	8	2	2	25
Kendall Diggs	10	5	7	2	24
Michael Anderson	13	6	2	2	23
Charles Davalan	12	5	4	2	23
Kuhio Aloy	8	8	3	2	21
Cam Kozeal	9	7	3	1	20
Ryder Helfrick	13	3	-	1	17
Logan Maxwell	10	7	-	-	17
Brent Iredale	4	4	4	1	13
Nolan Souza	6	2	2	1	11
Justin Thomas Jr.	4	5	1	-	10
Reese Robinett	1	1	2	-	4
Carson Boles	-	1	1	-	2
Zane Becker	-	1	-	-	1
Gabe Fraser	-	-	-	1	1

HOME RUN BREAKDOWN

Total	121
at Baum-Walker Stadium	88
on the Road	29
Neutral Site	4
vs. RHP	80
vs. LHP	31
w/ 0 Outs	43
w/ 1 Out	39
w/ 2 Outs	39
Solo	51
Two-Run	45
Three-Run	18
Grand Slam	7
Leadoff	22
Back-to-Back	5
Walk-Off	5
Pinch-Hit	1
Inside-the-Park	1
Before 7th Inning	93
7th Inning and Beyond	28
Current Streak of Consecutive Games with HR	7
Longest Streak of Consecutive Games with HR	10
Opponent HR Total	61
Last HR Given Up	Solo
Current Streak of No HR Allowed	0
Longest Stretch without HR Allowed	5

COMEBACKS

defined as any win when trailing after an inning

Date / Opponent	Score (Inn.)	Final
Feb. 22 / #22 TCU	0-1 (6)	W, 2-1
Feb. 28 / Charlotte	1-5 (3)	W, 11-10
March 15 / at #13 Ole Miss	1-2 (4)	W, 12-3
March 16 / at #13 Ole Miss	8-9 (8)	W, 12-9
March 30 / at #14 Vanderbilt	2-3 (7)	W, 7-3
April 8 / Arkansas State	1-2 (4)	W, 7-3
April 11 / at #7 Georgia	0-3 (3)	W, 13-3
April 18 / Texas A&M [DH-1)	2-4 (2)	W, 11-5
May 11 / at #3 LSU	0-2 (2)	W, 7-4
May 17 / #17 Tennessee	1-2 (2)	W, 8-4

BLOWN LEADS

defined as any loss when leading after an inning

Date / Opponent	Score (Inn.)	Final
March 25 / Missouri State	13-8 (8)	L, 14-13 (10)
April 25 / at Florida	2-0 (2)	L, 6-4
April 27 / at Florida	5-2 (3)	L, 9-5
May 9 / at #3 LSU	3-2 (6)	L, 5-4 (10)
May 15 / #17 Tennessee	2-1 (3)	L, 10-7

TEAM GAME HIGHS

Team Batting

At bats:	44	at #13 Ole Miss (March 16)
	44	vs. Missouri State (March 25)
	44	at #7 Georgia (April 13)
Runs scored:	21	vs. Missouri (April 5)
Hits:	18	vs. UAPB (April 15)
RBI:	20	vs. Missouri (April 5)
Doubles:	6	vs. Washington State (Feb. 14)
Triples:	1	(8 times)
Home runs:	5	(5 times)
Total bases:	33	vs. UAPB (April 15)
Walks:	14	vs. Missouri (April 5)
Strikeouts:	16	at Florida (April 25)
Sac hits:	2	vs. South Carolina (March 23)
	2	at #14 Vanderbilt (March 29)
Sac flies:	2	(8 times)
Stolen bases:	3	(4 times)
Hit by pitch:	5	vs. #1 Texas (May 2)
Caught stealing:	2	vs. Charlotte (March 2)
	2	vs. Oral Roberts (March 19)
	2	vs. Arkansas State (April 8)
Runners LOB:	14	vs. #1 Texas (May 2)
Hit into DP:	3	vs. Oral Roberts (March 18)

Fielding

Putouts:	35	at #7 Georgia (April 13)
Assists:	14	vs. Kansas State (Feb. 21 in Arlington, Texas)
	14	vs. South Carolina (March 23)
Errors:	2	(8 times)
Passed balls:	1	(6 times)
DPs turned:	3	vs. South Carolina (March 22)

Pitching

Innings pitched:	11.2	at #7 Georgia (April 13)
Runs allowed:	14	vs. Missouri State (March 25)
Earned runs:	12	vs. Missouri State (March 25)
	12	at #3 LSU (May 10)
Walks allowed:	9	at #3 LSU (May 10)
Strikeouts:	20	vs. Creighton (June 1)
Hits allowed:	15	vs. Charlotte (Feb. 28)
	15	vs. #17 Tennessee (May 15)
Doubles allowed:	6	at #13 Ole Miss (March 14)
Triples allowed:	1	vs. Washington State (Feb. 15)
	1	vs. Charlotte (Feb. 28)
	1	vs. Portland (March 7)
Homers allowed:	4	(4 times)
Wild pitches:	3	(4 times)
Hit batters:	3	(4 times)

INDIVIDUAL GAME HIGHS

Individual Batting

At bats:	6	(8 times)
Runs scored:	5	Wehiwa Aloy vs. Portland (March 7)
Hits:	4	(7 times)
RBI:	8	Brent Iredale vs. Portland (March 7)
Doubles:	3	Reese Robinett vs. UAPB (April 15)
Triples:	1	(8 times)
Home runs:	2	(15 times)
Total bases:	10	Brent Iredale vs. Portland (March 7)
	10	Cam Kozeal vs. Missouri (April 6)
Walks:	3	(5 times)
Strikeouts:	4	Kuhio Aloy vs. Missouri (April 5)
Sac hits:	1	(17 times)
Sac flies:	1	(29 times)
Stolen bases:	3	Nolan Souza vs. Arkansas State (April 8)
Hit by pitch:	2	(6 times)
Caught stealing:	1	(15 times)
Runners LOB:	6	Kuhio Aloy vs. Missouri (April 6)

Fielding

Putouts:	19	Ryder Helfrick vs. Creighton (June 1)
Assists:	6	Wehiwa Aloy vs. South Carolina (March 22)
	6	Wehiwa Aloy vs. Arkansas State (April 8)
	6	Brent Iredale vs. Little Rock (April 23)
Errors:	2	Wehiwa Aloy vs. Michigan (Feb. 23 in Arlington, Texas)
	2	Brent Iredale vs. Texas A&M (April 17)
Passed balls:	1	(6 times)

Pitching

Innings pitched:	8.0	Zach Root vs. #1 Texas (May 1)
Runs allowed:	9	Gabe Gaeckle vs. Charlotte (Feb. 28)
Earned runs:	9	Gabe Gaeckle vs. Charlotte (Feb. 28)
Walks allowed:	4	Gabe Gaeckle vs. Kansas State (Feb. 21 in Arlington, Texas)
	4	Gabe Gaeckle at Florida (April 26)
	4	Aiden Jimenez vs. North Dakota State (May 30)
Strikeouts:	13	Gage Wood vs. Creighton (June 1)
Hits allowed:	10	Gabe Gaeckle vs. Charlotte (Feb. 28)
	10	Zach Root at #13 Ole Miss (March 14)
Doubles allowed:	4	Zach Root at #13 Ole Miss (March 14)
Triples allowed:	1	Gage Wood vs. Washington State (Feb. 15)
	1	Gabe Gaeckle vs. Charlotte (Feb. 28)
	1	Gabe Gaeckle vs. Portland (March 7)
Homers allowed:	2	(8 times)
Wild pitches:	2	(9 times)
Hit batters:	2	Christian Foutch vs. Charlotte (Feb. 28)
	2	Landon Beidelschies at #14 Vanderbilt (March 30)
	2	Tate McGuire vs. Grambling (April 1 in North Little Rock, Ark.)

Gage Wood *struck out a career-high 13 batters in a career-long six-inning start against Creighton (June 1) in the NCAA Fayetteville Regional to help Arkansas advance to super regionals.*

THE LAST TIME AN ARKANSAS PLAYER...

4 hits in a game	Kuhio Aloy vs. UAPB, April 15, 2025
5 hits in a game	Peyton Stovall vs. Missouri State, May 1, 2024
6 hits in a game	Jeremy Jackson vs. Northeastern (Okla.), April 16, 1997
Multiple hits in six consecutive games	Charles Davalan at #13 Ole Miss, vs. Oral Roberts & vs. South Carolina, March 14-21, 2025
Multiple hits in seven or more consecutive games	Kuhio Aloy (7) vs. Grambling, vs. Charlotte, vs. ULM & vs. Portland, Feb. 25-March 7, 2025
2 hits in an inning	Ryder Helfrick (1B, 1B) & Wehiwa Aloy (2B, 3B) vs. Oral Roberts (4th), March 19, 2025
2 doubles in an inning	Harold Coll vs. SEMO (6th), March 21, 2023
2 extra-base hits in an inning	Wehiwa Aloy (2B, 3B) vs. Oral Roberts (4th), March 19, 2025
Reached base twice in an inning	Gabe Fraser (BB, BB) at #7 Georgia (9th), April 11, 2025
2 doubles in a game	Ryder Helfrick at #3 LSU, May 11, 2025
3 doubles in a game	Reese Robinett vs. UAPB, April 15, 2025
4 doubles in a game	Rodney Nye vs. Louisiana Tech, March 31, 1998
3 consecutive at-bats with a double	Hudson White vs. James Madison, Feb. 17-18, 2024
4 consecutive games with a double	Cam Kozeal vs. Missouri & vs. Arkansas State, April 5-8, 2025
Led off a game with a triple	Braydon Webb vs. #2 Stanford (College World Series), June 18, 2022
2 triples in a game	Jax Biggers vs. Auburn (SEC Tournament), May 25, 2017
Led off a game with a home run	Peyton Stovall vs. Texas Tech, April 17, 2024
2 home runs in a game	Logan Maxwell (2R, Solo) vs. Creighton, June 1, 2025
3 home runs in a game	Chad Spanberger (Solo, 2R, GS) vs. Auburn (SEC Tournament), May 25, 2017
2 home runs in an SEC Tournament game	Peyton Holt (3R, Solo) vs. #2 Kentucky (SEC Tournament), May 23, 2024
2 home runs in an NCAA Tournament game	Logan Maxwell (2R, Solo) vs. Creighton, June 1, 2025
Grand slam	Ryder Helfrick vs. #17 Tennessee, May 17, 2025
Grand slam in consecutive games	Cayden Wallace vs. UIC, March 12-13, 2022
Grand slam in an SEC Tournament game	Jared Wegner vs. Texas A&M (SEC Tournament), May 24, 2023
HR in consecutive at-bats	Reese Robinett vs. #1 Texas, May 3, 2025
HR in 2 straight games	Ryder Helfrick vs. Creighton (NCAA Regional) & #16 Tennessee (NCAA Super Regional), June 1-7, 2025
HR in 3 straight games	Ryder Helfrick vs. Creighton (NCAA Regional) & #16 Tennessee (NCAA Super Regional), May 31-7, 2025
HR in 4 straight games	Wehiwa Aloy at Georgia, vs. UAPB & Texas A&M, April 13-18, 2025
HR in 5 straight games	Aaron Murphree vs. OSU, South Dakota State & Siena, March 2-8, 2008
HR in 6 straight games	Aaron Murphree vs. OSU, South Dakota State & Siena, March 2-9, 2008
Pinch-hit home run	Cam Kozeal at Florida, April 26, 2025
Pinch-hit home run in an SEC game	Cam Kozeal at Florida, April 26, 2025
Pinch-hit home run in an NCAA Tournament game	Charlie Welch vs. #19 Nebraska (NCAA Regional), June 7, 2021
Back-to-back home runs	Wehiwa Aloy (Solo) & Kuhio Aloy (Solo) at #13 Ole Miss, March 15, 2025
Back-to-back-to-back home runs	Charles Davalan (2R), Wehiwa Aloy (Solo) & Kuhio Aloy (Solo) at #13 Ole Miss, March 15, 2025
Walk-off home run (non-run rule)	Kendall Diggs vs. Texas A&M (SEC Tournament), May 24, 2023
Walk-off home run in an SEC game	Kendall Diggs vs. Ole Miss, April 30, 2022
Walk-off home run in an SEC Tournament game	Kendall Diggs vs. Texas A&M (SEC Tournament), May 24, 2023
Inside-the-park home run	Cam Kozeal vs. #17 Ole Miss (SEC Tournament), May 23, 2025
Little League home run	Justin Thomas Jr. vs. Little Rock, April 22, 2025
Hit a home run from both sides of the plate in a game	Dylan Leach vs. UCA, April 5, 2022
Hit for the cycle	Dylan Leach vs. UCA, April 5, 2022
4 runs in a game	Wehiwa Aloy vs. Missouri [DH-2], April 6, 2024
5 runs in a game	Wehiwa Aloy vs. Portland, March 7, 2025
6 runs in a game	Trevor Ezell vs. Grambling, April 30, 2019
4 RBI in a game	Cam Kozeal vs. North Dakota State (NCAA Regional), May 25, 2025
5 RBI in a game	Wehiwa Aloy vs. Creighton (NCAA Regional), May 31, 2025
6 RBI in a game	Reese Robinett vs. #1 Texas, May 3, 2025
7 RBI in a game	Charles Davalan vs. Missouri [DH-1], April 6, 2024
8 RBI in a game	Brent Iredale vs. Portland, March 7, 2025
9 RBI in a game (program record)	Ryan Lundquist vs. Central Missouri St., March 4, 1997

THE LAST TIME AN ARKANSAS PLAYER...

2 walks in an inning ..... Gabe Fraser at #7 Georgia (9th), April 11, 2025
4 walks in a game ..... Braydon Webb vs. Mississippi State, April 1, 2022
5 walks in a game (program record) ..... Jared Wegner vs. Louisiana Tech, March 12, 2023
Hit by 2 pitches in an inning ..... Logan Maxwell vs. South Carolina (1st), March 22, 2025

Reached base in 35 or more consecutive games ..... Charles Davalan (35) vs. Michigan, vs. Grambling, vs. Charlotte, vs. ULM, vs. Portland, vs. UCA, at #13 Ole Miss, ... vs. Oral Roberts, vs. South Carolina, vs. Missouri State, at #14 Vanderbilt, vs. Grambling, vs. Missouri, vs. Arkansas State, at #7 Georgia, vs. Texas A&M, Feb.23-April 18, 2025

2 stolen bases in a game ..... Wehiwa Aloy vs. Grambling, April 1, 2025
3 stolen bases in a game ..... Nolan Souza vs. Arkansas State, April 8, 2025
4 stolen bases in a game ..... Logan Forsythe vs. Ole Miss, May 19, 2007
Stole home ..... Bobby Wernes vs. Ole Miss, March 28, 2015

2 errors in a game ..... Brent Iredale vs. Texas A&M, April 17, 2025
3 errors in a game ..... Bobby Wernes at LSU, April 12, 2014
4 errors in a game ..... Chris Shaddy vs. TCU, April 27, 1980

No-hitter (9 innings) ..... Scott Roehl vs. Kansas St., March 20, 2001
Combined no-hitter (9 innings) ..... Nick Schmidt (6.0 IP), Brian McLelland (1.0 IP) & Devin Collis (2.0 IP) vs. Oklahoma State, February 12, 2006
Combined no-hitter (7 innings) ..... Dominic Taccolini (2.0 IP), Matt Cronin (3.0 IP) & Josh Alberius (2.0 IP) vs. Auburn (SEC Tournament), May 25, 2017

1-hitter (9 innings) ..... Brett Eibner vs. Georgia, April 19, 2009
1-hitter (7 innings) ..... Trevor Stephan (7.0 IP) at Tennessee, May 6, 2017
Combined 1-hitter (9 innings) ..... Brady Tygart (4.2 IP) & Will McEntire (4.1 IP) vs. Missouri, March 16, 2024
Combined 1-hitter (7 innings) ..... Colin Fisher (2.0 IP), Tate McGuire (3.0 IP), Dylan Carter (1.0 IP) & Steele Eaves (1.0) vs. Oral Roberts, March 19, 2025

2-hitter (9 innings) ..... Keaton McKinney vs. Alabama (SEC Tournament), May 2, 2014
2-hitter (7 innings) ..... Kacey Murphy vs. Florida (SEC Tournament), May 27, 2017
Combined 2-hitter (9 innings) ..... Zach Root (7.0 IP) & Gabe Gaeckle (2.0 IP) vs. #16 Tennessee (NCAA Super Regional), June 7, 2025
Combined 2-hitter (7 innings) ..... Ben Bybee (3.0 IP), Dylan Carter (2.0 IP), Christian Foutch (1.0 IP) & Stone Hewlett (1.0 IP) vs. Little Rock, March 26, 2024

3-hitter (9 innings) ..... Will McEntire (9.0 IP) vs. Louisiana Tech, March 11, 2023
3-hitter (7 innings) ..... N/A
Combined 3-hitter (9 innings) ..... Zach Root (7.2 IP), Aiden Jimenez (0.1 IP) & Dylan Carter (1.1 IP) at #14 Vanderbilt, March 28, 2025
Combined 3-hitter (7 innings) ..... Tate McGuire (5.0 IP), Dylan Carter (1.0 IP) & Carson Wiggins (1.0 IP) vs. Little Rock, April 22, 2025

Complete game (9 innings) ..... Hunter Hollan vs. #6 South Carolina, May 14, 2023
Complete game (7 innings) ..... Zach Root vs. South Carolina, March 21, 2025
Complete game (10 innings) ..... Dominic Taccolini at #12 Kentucky, April 22, 2016
Complete-game shutout (9 innings) ..... Dominic Taccolini at #12 Kentucky, April 22, 2016
Complete-game shutout (7 innings) ..... Kacey Murphy vs. Florida (SEC Tournament), May 27, 2017

10-inning or more start ..... Dominic Taccolini at #12 Kentucky (10 innings), April 22, 2016

Had 10 strikeouts ..... Zach Root vs. Portland, March 8, 2025
Had 11 strikeouts ..... Zach Root vs. #1 Texas, May 1, 2025
Had 12 strikeouts ..... Hagen Smith at #23 Auburn, March 21, 2024
Had 13 strikeouts ..... Gage Wood vs. Creighton, June 1, 2025
Had 14 strikeouts ..... Hagen Smith at #5 Texas A&M, May 16, 2024
Had 15 strikeouts ..... Nick Schmidt vs. Auburn, May 18, 2006
Had 16 strikeouts ..... David Walling vs. Eastern Illinois, Feb. 20, 1998
Had 17 strikeouts (program record) ..... Hagen Smith vs. #7 Oregon State, Feb. 23, 2024

Had 10 or more strikeouts in two consecutive outings ..... Hagen Smith vs. #14 Mississippi State (11) & at #5 Texas A&M (14), May 10-16, 2024
Had 10 or more strikeouts in three consecutive outings ..... Hagen Smith at #8 Kentucky (14), vs. #14 Mississippi State (11) & at #5 Texas A&M (14), May 3-16, 2024
Had 10 or more strikeouts in four consecutive outings ..... Hagen Smith vs. Florida (11), at #8 Kentucky (14), ... vs. #14 Mississippi State (11) & at #5 Texas A&M (15), April 26-May 16, 2024
Had 10 or more strikeouts in five consecutive outings ..... H. Smith at #20 S Carolina (11), vs. Florida (11), at #8 Kentucky (14), ... vs. #14 Mississippi St (11) & at #5 Texas A&M (14), April 19-May 16, 2024
Had 12 or more strikeouts in consecutive outings ..... Hagen Smith vs. #7 Oregon State (17) & Murray State (12), Feb. 23-March 1, 2024

Had four strikeouts in an inning ..... Stone Hewlett vs. UCA, March 5, 2024
Threw an immaculate inning (9 pitches, 9 strikes, 3 strikeouts) ..... Parker Coil vs. Charlotte, March 2, 2025

Consecutive starts of seven or more innings ..... Zach Root vs. South Carolina (7.0 IP) & at #14 Vanderbilt (7.2 IP), March 21-28, 2025
Pitched in five consecutive games ..... Stone Hewlett at #23 Auburn, vs. Little Rock & vs. #8 LSU, March 22-29, 2024

THE LAST TIME AN ARKANSAS TEAM...

Scored 10 runs	vs. Little Rock, April 22, 2025
Scored 11 runs	vs. Texas A&M [DH-1], April 18, 2025
Scored 12 runs	vs. Creighton (NCAA Regional), May 31, 2025
Scored 13 runs	vs. #1 Texas, May 3, 2025
Scored 14 runs	vs. Missouri [DH-1], April 6, 2025
Scored 15 runs	vs. ULM, March 5, 2025
Scored 16 runs	vs. Missouri [DH-2], April 6, 2025
Scored 17 runs	vs. SEMO (NCAA Regional), May 31, 2024
Scored 18 runs	vs. McNeese, March 10, 2024
Scored 19 runs	vs. Northwestern State, April 23, 2019
Scored 20 runs	vs. Portland, March 7, 2025
Scored 21 runs	vs. Missouri, April 5, 2025
Scored 22 runs	vs. Louisiana Tech, Feb. 14, 2004
Scored 23 runs	Never
Scored 24 runs	Missouri Southern, Feb. 11, 1998
Scored 25 runs	Missouri Southern, Feb. 4, 2001
Scored 26 runs	vs. UAPB, April 14, 2021
Scored 27 runs	Never
Scored 28 runs	vs. Wisconsin-Milwaukee (DH-2), Feb. 18, 2007
Scored 29 runs	Morningside, April 6, 1968
Scored 30 runs	at South Carolina, March 30, 1997
Scored 31 runs	Never
Scored 32 runs	vs. Bucknell, Feb. 17, 2018
Scored 33 runs	vs. Southwest Baptist, March 21, 1984
Scored 20 or more runs against an SEC opponent	vs. Missouri (21), April 5, 2025
Scored 30 or more runs against an SEC opponent	at South Carolina (30), March 30, 1997
Scored 50 or more runs in an SEC weekend series	51 vs. Missouri, April 5-6, 2025
Scored 4 runs in an inning	vs. Creighton (NCAA Regional) (7th), May 31, 2025
Scored 5 runs in an inning	vs. #17 Tennessee (3rd), May 17, 2025
Scored 6 runs in an inning	at Florida (5th), April 26, 2025
Scored 7 runs in an inning	at #7 Georgia (9th), April 11, 2025
Scored 8 runs in an inning	vs. South Carolina (1st), March 22, 2025
Scored 9 runs in an inning	vs. Arkansas State (3rd), April 2, 2024
Scored 10 runs in an inning	vs. Charlotte (4th), Feb. 28, 2025
Scored 11 runs in an inning	vs. UAPB (5th), April 14, 2021
Scored 12 runs in an inning	vs. Oral Roberts (4th), March 19, 2025
Scored 13 runs in an inning	Never
Scored 14 runs in an inning	vs. Saint Louis (1st), April 7, 2010
Had 10 hits	vs. #16 Tennessee (NCAA Super Regional), June 7, 2025
Had 11 hits	at #3 LSU, May 9, 2025
Had 12 hits	vs. Texas A&M [DH-1], April 18, 2025
Had 13 hits	vs. Creighton (NCAA Regional), May 31, 2025
Had 14 hits	vs. Missouri, April 5, 2025
Had 15 hits	vs. #17 Tennessee, May 15, 2025
Had 16 hits	vs. Missouri [DH-1], April 6, 2025
Had 17 hits	vs. #16 NC State (NCAA Super Regional), June 11, 2021
Had 18 hits	vs. UAPB, April 15, 2025
Had 19 hits	vs. UCA, April 5, 2022
Had 20 hits	vs. Grambling, Feb. 27, 2024
Had 21 hits	vs. #2 Stanford (College World Series), June 18, 2022
Had 22 hits	at #6 Vanderbilt, April 14, 2019
Had 23 hits	Centenary, March 31, 1999
Had 24 hits	Georgia, March 17, 2001
Had 25 hits	at Centenary, March 23, 2005
Had 26-29 hits	28 at South Carolina, March 30, 1997
Had 30 hits	vs. Saint Louis, April 7, 2010
Had 31+ hits	32 vs. Southwest Baptist, March 21, 1984
Hit four home runs in a game	4 - Logan Maxwell (2), Ryder Helfrick (1) & Justin Thomas Jr. (1) vs. Creighton, June 1, 2025
Hit five home runs in a game	5 - Wehiwa Aloy (2), Ryder Helfrick (2) & Cam Kozeal (1) vs. Creighton (NCAA Regional), May 31, 2025
Hit six home runs in a game	6 - Ben McLaughlin (2), Hudson White (2), Wehiwa Aloy (1) & Kendall Diggs (1) vs. SEMO (NCAA Regional), May 31, 2024
Hit seven home runs in a game	7 - Robert Moore (2), Jalen Battles (1), Chris Lanzilli (1), Michael Turner (1), Brady Slavens (1) & Cayden Wallace (1) vs. Oklahoma State (NCAA Regional), June 4, 2022
Hit eight or more home runs in a game	8 - Matt Goodheart (2), Brady Slavens (2), Cullen Smith (2) & Charlie Welch (2) vs. UAPB, April 14, 2021

THE LAST TIME AN ARKANSAS TEAM...

Hit two grand slams in a game	vs. Grambling, Feb. 27, 2024
Hit a grand slam in two consecutive games	vs. South Carolina & vs. Missouri State, March 23-25, 2025
Hit a grand slam in three consecutive games	vs. UIC & vs. Grambling, March 12-15, 2022
Had two brothers hit home runs in the same game	Wehiwa Aloy (2nd) & Kuhio Aloy (3rd) vs. UAPB, April 15, 2025
Had two brothers hit back-to-back home runs	Wehiwa Aloy (Solo) & Kuhio Aloy (Solo) at #13 Ole Miss, March 15, 2025
3 errors in a game	vs. #2 Kentucky (SEC Tournament), May 23, 2024
4 errors in a game	vs. Michigan, Feb. 25, 2024
5 errors in a game	vs. South Carolina (SEC Tournament), May 23, 2018
6 errors in a game	vs.Eastern Illinois, March 5, 2016
7 errors in a game	vs. LA Tech, March 20, 2001
Overcame a seven-run deficit to win	vs. Texas Tech, April 16, 2024
Overcame an eight-run deficit to win	vs. Charlotte, Feb. 28, 2025
Overcame a nine-run deficit to win	at Louisiana Tech, March 1, 2017
Four consecutive run-rule wins	vs. ULM & Portland, March 4-8, 2025
Shut out an opponent at home	vs. #1 Texas, May 1, 2025
Shut out an opponent on the road	at Florida, April 26, 2025
Shut out an SEC opponent at home	vs. #1 Texas, May 1, 2025
Shut out an SEC opponent on the road	at Florida, April 26, 2025
Shut out by an SEC opponent at home	vs. #24 Vanderbilt, May 15, 2022
Shut out by an SEC opponent on the road	at #5 Texas A&M, May 16, 2024
Threw consecutive shutouts	vs. Little Rock (10-0 [7 inn.], 4-0 [9 inn.]), April 22-23, 2025
Threw consecutive seven-inning shutouts	vs. UAPB [DH-1 & DH-2] (15-0, 6-0), April 12, 2022
Threw consecutive nine-inning shutouts	vs. Missouri (8-0, 6-0), March 15-16, 2024
Threw consecutive seven-inning shutouts against an SEC opponent	vs. South Carolina (2-0, 3-0) April 14, 2018
Threw-back-to-back nine-inning shutouts against an SEC opponent	vs. Missouri (8-0, 6-0), March 15-16, 2024
Most consecutive shutouts thrown	4, vs. Wisconsin, March 15-16, 1980
Struck out 20 or more opposing batters	vs. Creighton (20), June 1, 2025
Struck out 23 opposing batters	vs. #7 Oregon State (23), Feb. 23, 2024
Struck out 25 opposing batters (program record)	vs. Oklahoma State (25), Feb. 24, 2024
Struck out 10-plus opposing batters in 10 consecutive games	vs. #7 Oregon State, Oklahoma State, Michigan, Grambling, Murray State, UCA & McNeese, Feb. 23-March 9, 2024
Struck out 20-plus opposing batters in back-to-back games	vs. #7 Oregon State & Oklahoma State, Feb. 23-24, 2024
Had starting pitchers record double-digit strikeouts in three consecutive games	Hagen Smith (12), Brady Tygart (10) & Mason Molina (10) vs. Murray State, March 1-3, 2024
Was shut out	at #5 Texas A&M (1-0), May 16, 2024
Was shut out in back-to-back games	vs. LSU (7-0, 6-0), April 23-24, 2005
Held to 1 hit	vs. Missouri State, May 17, 2016
Held to 2 hits	vs. #24 Vanderbilt, May 15, 2022
Held to 3 hits	vs. #22 TCU, Feb. 22, 2025
Did not strikeout	vs. Eastern Illinois, Feb. 16, 2019
Swept an SEC home weekend series	vs. #1 Texas, May 1-3, 2025
Swept an SEC road weekend series	at #14 Vanderbilt, March 28-30, 2025
Was swept in an SEC home weekend series	vs. Alabama, May 13-15, 2016
Was swept in an SEC road weekend series	at Georgia, April 20-22, 2023
Swept a non-conference home weekend series	vs. Portland, March 7-9, 2025
Swept a non-conference road weekend series	at Northwestern State, Feb. 16-18, 1996
Was swept in a non-conference home weekend series	vs. Long Beach State, Feb. 25-27, 2000
Was swept in a non-conference road weekend series	at UNLV, March 19-21, 1994
Won an SEC home weekend series	vs. #17 Tennessee, May 15-17, 2025
Won an SEC road weekend series	at #14 Vanderbilt, March 28-30, 2025
Lost an SEC home weekend series	vs. Texas A&M, April 17-18, 2025
Lost an SEC road weekend series	at #3 LSU, May 9-11, 2025
Won a non-conference home weekend series	vs. Portland, March 7-9, 2025
Won a non-conference road weekend series	at Louisiana Tech, March 12-14, 2021
Lost a non-conference home weekend series	vs. South Alabama, Feb. 28-March 1, 2014
Lost a non-conference road weekend series	at Texas A&M, Feb. 27-29, 2004
Lost a midweek game	vs. Missouri State, March 25, 2025

||| HOME RUN CHART

No.	Player	Game	Date	Opponent	Pitcher	On Base	Inning	Outs	Count	Score	Final
1	Kuhio Aloy (1) !	2	Feb. 14	Washington State [DH-2]	RHP Miles Chandler	2	7th	0	3-1	11-2	W, 14-2 (7)
2	Brent Iredale (1) *	3	Feb. 15	Washington State	RHP Luke Meyers	0	4th	0	1-0	1-2	W, 5-2
3	Brent Iredale (2)	3	Feb. 15	Washington State	LHP Jake Tedesco	0	6th	1	1-2	2-2	W, 5-2
4	Wehiwa Aloy (1)	3	Feb. 15	Washington State	LHP Jake Tedesco	1	8th	0	0-0	3-2	W, 5-2
5	Kuhio Aloy (2) *	4	Feb. 17	Washington State	RHP Bryce Chambers	0	4th	0	0-2	0-0	W, 12-2 (7)
6	Wehiwa Aloy (2) *	5	Feb. 21	vs. Kansas State	LHP Jacob Frost	0	6th	0	2-2	0-2	L, 3-2
7	Kuhio Aloy (3)	5	Feb. 21	vs. Kansas State	LHP Jacob Frost	0	6th	1	3-2	1-2	L, 3-2
8	Wehiwa Aloy (3)	7	Feb. 23	vs. Michigan	RHP David Lally Jr.	0	5th	2	2-1	7-1	W, 8-6
9	Ryder Helfrick (1) ^	8	Feb. 25	Grambling	RHP Landon Clampit	1	5th	2	2-0	10-2	W, 14-3 (7)
10	Justin Thomas Jr. (1) ^	8	Feb. 25	Grambling	RHP Landon Clampit	0	5th	2	1-0	12-2	W, 14-3 (7)
11	Charles Davalan (1)	9	Feb. 28	Charlotte	RHP Mike Szturma	0	3rd	2	3-2	0-5	W, 11-10
12	Logan Maxwell (1) *	9	Feb. 28	Charlotte	RHP Mike Szturma	0	5th	0	0-1	1-9	W, 11-10
13	Logan Maxwell (2)	10	March 1	Charlotte	RHP Blake Gillespie	1	3rd	2	1-1	1-2	W, 8-5
14	Kuhio Aloy (4)	10	March 1	Charlotte	RHP Joseph Taylor	1	7th	2	1-0	6-5	W, 8-5
15	Cam Kozeal (1) *	12	March 4	ULM	LHP Brennan Eager	0	2nd	0	3-2	1-0	W, 14-1 (7)
16	Ryder Helfrick (2) *	12	March 4	ULM	RHP Zach Shaw	0	4th	0	0-1	3-0	W, 14-1 (7)
17	Brent Iredale (3)	12	March 4	ULM	RHP Zach Shaw	1	4th	1	3-1	7-0	W, 14-1 (7)
18	Kuhio Aloy (5) !	12	March 4	ULM	RHP Austin Ackel	3	7th	1	3-2	10-1	W, 14-1 (7)
19	Charles Davalan (2)	13	March 5	ULM	RHP Joey Cirelli	3	3rd	1	1-2	3-3	W, 15-3 (7)
20	Kendall Diggs (1)	13	March 5	ULM	RHP Daniel Gonzalez	0	4th	1	0-0	7-3	W, 15-3 (7)
21	Kuhio Aloy (6)	13	March 5	ULM	RHP Brandon Brewer	2	5th	1	0-2	9-3	W, 15-3 (7)
22	Nolan Souza (1) !	13	March 5	ULM	RHP Jace Duhon	2	7th	2	1-1	12-3	W, 15-3 (7)
23	Brent Iredale (4)	14	March 7	Portland	RHP Carter Gaston	2	2nd	1	2-1	7-2	W, 20-3 (7)
24	Nolan Souza (2)	14	March 7	Portland	RHP Carter Gaston	0	2nd	2	1-2	10-2	W, 20-3 (7)
25	Wehiwa Aloy (4)	14	March 7	Portland	RHP Carter Gaston	1	3rd	0	0-0	11-2	W, 20-3 (7)
26	Brent Iredale (5)	14	March 7	Portland	RHP JT Landwehr	2	5th	1	0-0	15-2	W, 20-3 (7)
27	Wehiwa Aloy (5)	14	March 7	Portland	RHP JT Landwehr	1	6th	2	3-1	18-2	W, 20-3 (7)
28	Justin Thomas Jr. (2)	15	March 8	Portland	RHP Kaden Segel	1	4th	2	1-1	3-0	W, 10-0 (7)
29	Wehiwa Aloy (6)	15	March 8	Portland	RHP Kaden Segel	1	4th	2	1-0	5-0	W, 10-0 (7)
30	Charles Davalan (3)	15	March 8	Portland	RHP Kaden Segel	0	6th	2	2-2	7-0	W, 10-0 (7)
31	Kendall Diggs (2) !	15	March 8	Portland	RHP Nolan Umlandt	1	7th	2	0-1	8-0	W, 10-0 (7)
32	Brent Iredale (6)	16	March 9	Portland	LHP Ryan Rembisz	2	1st	1	0-1	0-0	W, 5-3
33	Ryder Helfrick (3) *	16	March 9	Portland	LHP Ryan Rembisz	0	2nd	0	3-1	3-1	W, 5-3
34	Brent Iredale (7)	17	March 11	UCA	RHP Perry Titlow	1	2nd	0	1-0	0-0	W, 9-2
35	Kuhio Aloy (7)	17	March 11	UCA	RHP Jake Jones	1	3rd	2	1-0	2-0	W, 9-2
36	Cam Kozeal (2)	17	March 11	UCA	RHP Gavin Alveti	2	4th	2	0-1	6-1	W, 9-2
37	Logan Maxwell (3)	18	March 14	at #13 Ole Miss	RHP Mason Morris	0	7th	1	0-0	4-10	L, 10-6
38	Charles Davalan (4)	18	March 14	at #13 Ole Miss	RHP Mason Morris	0	9th	1	2-2	5-10	L, 10-6
39	Charles Davalan (5)	19	March 15	at #13 Ole Miss	RHP Riley Maddox	1	5th	0	0-1	1-2	W, 12-3
40	Wehia Aloy (7)	19	March 15	at #13 Ole Miss	RHP Will McCausland	0	5th	0	0-1	3-2	W, 12-3
41	Kuhio Aloy (8)	19	March 15	at #13 Ole Miss	RHP Will McCausland	0	5th	0	0-0	4-2	W, 12-3
42	Logan Maxwell (4) *	19	March 15	at #13 Ole Miss	RHP Landon Waters	0	9th	0	1-2	9-3	W, 12-3
43	Nolan Souza (3)	19	March 15	at #13 Ole Miss	RHP Landon Waters	0	9th	0	1-1	10-3	W, 12-3
44	Wehiwa Aloy (8)	20	March 16	at #13 Ole Miss	RHP Brayden Jones	1	6th	2	0-0	5-4	W, 12-3
45	Wehiwa Aloy (9)	20	March 16	at #13 Ole Miss	RHP Connor Spencer	2	9th	2	0-1	9-9	W, 12-3
46	Nolan Souza (4)	22	March 19	Oral Roberts	RHP Price Allman	1	4th	0	1-1	3-0	W, 16-0 (7)
47	Logan Maxwell (5)	22	March 19	Oral Roberts	RHP Hudson Hart	1	4th	2	2-2	13-0	W, 16-0 (7)
48	Logan Maxwell (6)	23	March 21	South Carolina	RHP Matthew Becker	1	4th	1	1-1	5-0	W, 12-2 (7)
49	Wehiwa Aloy (10) !	23	March 21	South Carolina	LHP Aydin Palmer	2	7th	1	3-1	9-2	W, 12-2 (7)
50	Brent Iredale (8)	24	March 22	South Carolina	LHP Jake McCoy	2	1st	2	0-2	0-0	W, 12-3
51	Charles Davalan (6)	24	March 22	South Carolina	RHP Roman Kimball	1	3rd	0	2-1	8-3	W, 12-3
52	Ryder Helfrick (4)	25	March 23	South Carolina	LHP Jarvis Evans	0	2nd	2	0-0	0-2	W, 11-4
53	Charles Davalan (7)	25	March 23	South Carolina	LHP Jarvis Evans	0	3rd	1	3-1	1-2	W, 11-4
54	Justin Thomas Jr. (3)	25	March 23	South Carolina	RHP Brendan Sweeney	1	8th	0	0-2	4-4	W, 11-4
55	Brent Iredale (9)	25	March 23	South Carolina	RHP Ryder Garino	3	8th	1	0-0	6-4	W, 11-4
56	Ryder Helfrick (5)	25	March 23	South Carolina	RHP Ryder Garino	0	8th	2	0-1	10-4	W, 11-4
57	Gabe Fraser (1)	26	March 25	Missouri State	RHP Jason Schaaf	3	4th	2	0-0	1-4	L, 14-13 (10)
58	Logan Maxwell (7) *	27	March 28	at #14 Vanderbilt	LHP JD Thompson	0	4th	0	2-2	1-0	W, 9-0
59	Cam Kozeal (3)	27	March 28	at #14 Vanderbilt	LHP JD Thompson	1	4th	0	0-2	2-0	W, 9-0
60	Cam Kozeal (4)	27	March 28	at #14 Vanderbilt	LHP JD Thompson	0	6th	2	1-2	4-0	W, 9-0
61	Cam Kozeal (5)	28	March 29	at #14 Vanderbilt	RHP Cody Bowker	1	2nd	1	1-2	0-0	W, 6-4
62	Justin Thomas Jr. (4) *	28	March 29	at #14 Vanderbilt	RHP Sawyer Hawks	0	7th	0	1-2	2-2	W, 6-4
63	Charles Davalan (8)	29	March 30	at #14 Vanderbilt	RHP Connor Fennell	1	3rd	1	0-0	0-0	W, 7-3

** - indicates leadoff home run | ^ - indicates back-to-back home run | ! - indicates walk-off home run | + - indicates pinch-hit home run*

No.	Player	Game	Date	Opponent	Pitcher	On Base	Inning	Outs	Count	Score	Final
64	Charles Davalan (9) *	29	March 30	at #14 Vanderbilt	RHP Alex Kranzler	0	8th	0	2-2	2-3	W, 7-3
65	Logan Maxwell (8)	29	March 30	at #14 Vanderbilt	RHP Alex Kranzler	0	8th	1	0-0	3-3	W, 7-3
66	Logan Maxwell (9) *	31	April 5	Missouri	RHP Kaden Jacobi	0	3rd	0	1-1	2-2	W, 21-3 (7)
67	Brent Iredale (10)	31	April 5	Missouri	RHP Kaden Jacobi	1	4th	2	3-2	4-2	W, 21-3 (7)
68	Charles Davalan (10)	32	April 6	Missouri [DH-1]	LHP Brady Kehlenbrink	2	2nd	1	1-0	1-2	W, 14-4 (7)
69	Charles Davalan (11)	32	April 6	Missouri [DH-1]	RHP Brock Lucas	3	4th	1	0-1	8-4	W, 14-4 (7)
70	Carson Boles (1)	33	April 6	Missouri [DH-2]	LHP Tony Neubeck	2	1st	2	1-0	2-1	W, 16-2 (7)
71	Cam Kozeal (6)	33	April 6	Missouri [DH-2]	RHP PJ Green	1	2nd	0	0-1	5-1	W, 16-2 (7)
72	Cam Kozeal (7)	33	April 6	Missouri [DH-2]	RHP PJ Green	3	3rd	1	2-2	8-2	W, 16-2 (7)
73	Charles Davalan (12)	34	April 8	Arkansas State	LHP Carson Keithley	2	5th	2	1-1	1-2	W, 7-3
74	Kuhio Aloy (9)	34	April 8	Arkansas State	RHP Cooper Garrison	1	6th	2	1-1	4-3	W, 7-3
75	Wehiwa Aloy (11) *	35	April 11	at #7 Georgia	RHP Eric Hammond	0	8th	0	3-1	4-3	W, 13-3
76	Ryder Helfrick (6)	36	April 12	at #7 Georgia	RHP Kolten Smith	0	2nd	2	2-0	0-3	L, 7-6
77	Kuhio Aloy (10)	36	April 12	at #7 Georgia	RHP DJ Radtke	1	8th	1	0-0	3-7	L, 7-6
78	Ryder Helfrick (7)	37	April 13	at #7 Georgia	RHP Leighton Finley	0	4th	2	1-1	1-4	L, 7-6 (12)
79	Ryder Helfrick (8) *	37	April 13	at #7 Georgia	RHP Tyler McLoughlin	0	9th	0	0-0	3-5	L, 7-6 (12)
80	Wehiwa Aloy (12)	37	April 13	at #7 Georgia	RHP Tyler McLoughlin	0	9th	2	2-1	4-5	L, 7-6 (12)
81	Wehiwa Aloy (13)	38	April 15	UAPB	RHP Chris Bedgood	1	2nd	1	0-1	3-1	W, 13-3 (8)
82	Zane Becker (1)	38	April 15	UAPB	LHP Jayden Brown	1	3rd	0	3-1	6-3	W, 13-3 (8)
83	Kuhio Aloy (11)	38	April 15	UAPB	LHP Jayden Brown	1	3rd	2	1-1	8-3	W, 13-3 (8)
84	Cam Kozeal (8)	38	April 15	UAPB	RHP Darrius Brown	1	8th	1	0-0	10-3	W, 13-3 (8)
85	Wehiwa Aloy (14)	39	April 17	Texas A&M	LHP Ryan Prager	1	3rd	0	0-1	2-4	L, 7-4
86	Wehiwa Aloy (15) *	40	April 18	Texas A&M [DH-1]	LHP Justin Lamkin	0	3rd	0	1-1	2-4	W, 11-5
87	Justin Thomas Jr. (5)	40	April 18	Texas A&M [DH-1]	LHP Justin Lamkin	0	4th	2	1-2	3-4	W, 11-5
88	Justin Thomas Jr. (6)	40	April 18	Texas A&M [DH-1]	RHP Brad Rudis	1	5th	2	3-2	8-4	W, 11-5
89	Brent Iredale (11) *	42	April 22	Little Rock	RHP Zach Busick	0	2nd	0	1-2	0-0	W, 10-0 (7)
90	Wehiwa Aloy (16) *	43	April 23	Little Rock	RHP Blake Van Cleve	0	7th	0	2-1	2-0	W, 4-0
91	Wehiwa Aloy (17)	44	April 25	at Florida	RHP Liam Peterson	0	1st	1	1-2	0-0	L, 6-4
92	Cam Kozeal (9) *	44	April 25	at Florida	RHP Liam Peterson	0	2nd	0	1-2	1-0	L, 6-4
93	Justin Thomas Jr. (7)	44	April 25	at Florida	RHP Luke McNeillie	1	7th	1	2-1	2-6	L, 6-4
94	Cam Kozeal (10) +	45	April 26	at Florida	RHP Jackson Barberi	1	5th	2	1-0	4-0	W, 7-0
95	Carson Boles (2)	47	May 1	#1 Texas	RHP Ruger Riojas	1	2nd	1	1-1	0-0	W, 9-0
96	Cam Kozeal (11)	47	May 1	#1 Texas	RHP Ruger Riojas	2	3rd	2	3-2	2-0	W, 9-0
97	Brent Iredale (12) *	48	May 2	#1 Texas	LHP Luke Harrison	0	2nd	0	0-0	0-0	W, 6-1
98	Kuhio Aloy (12)	49	May 3	#1 Texas	RHP Max Grubbs	1	3rd	2	0-0	0-3	W, 13-8
99	Reese Robinett (1)	49	May 3	#1 Texas	RHP Max Grubbs	1	4th	1	1-1	2-4	W, 13-8
100	Justin Thomas Jr. (8)	49	May 3	#1 Texas	RHP Thomas Burns	1	4th	1	0-1	4-4	W, 13-8
101	Reese Robinett (2)	49	May 3	#1 Texas	RHP Thomas Burns	2	5th	1	0-0	6-7	W, 13-8
102	Charles Davalan (13)	49	May 3	#1 Texas	LHP Dylan Volantis	2	7th	1	1-0	9-7	W, 13-8
103	Cam Kozeal (12)	50	May 9	at #3 LSU	LHP Kade Anderson	1	4th	1	1-1	0-1	L, 5-4 (10)
104	Kuhio Aloy (13) *	50	May 9	at #3 LSU	LHP Kade Anderson	0	6th	0	0-0	2-2	L, 5-4 (10)
105	Brent Iredale (13)	54	May 16	#17 Tennessee	LHP Liam Doyle	1	2nd	1	2-1	0-1	W, 8-6
106	Ryder Helfrick (9)	54	May 16	#17 Tennessee	LHP Liam Doyle	1	3rd	1	1-0	3-4	W, 8-6
107	Logan Maxwell (10)	54	May 16	#17 Tennessee	LHP Liam Doyle	0	4th	0	1-2	5-4	W, 8-6
108	Ryder Helfrick (10)	55	May 17	#17 Tennessee	RHP Austin Breedlove	3	3rd	0	2-1	2-2	W, 8-4
109	Wehiwa Aloy (18) *	55	May 17	#17 Tennessee	LHP Dylan Loy	0	4th	0	3-2	6-2	W, 8-4
110	Cam Kozeal (13) *&	56	May 23	vs. #17 Ole Miss	RHP Riley Maddox	0	2nd	0	3-2	1-5	L, 5-2
111	Cam Kozeal (14)	57	May 30	North Dakota State	LHP Nolan Johnson	1	5th	2	1-0	4-2	W, 6-2
112	Cam Kozeal (15)	58	May 31	Creighton	RHP Wilson Magers	0	2nd	1	3-2	0-0	W, 12-1
113	Wehiwa Aloy (19)	58	May 31	Creighton	RHP Shea Wendt	2	5th	2	1-2	4-0	W, 12-1
114	Ryder Helfrick (11) *	58	May 31	Creighton	RHP Shea Wendt	0	6th	0	0-0	7-0	W, 12-1
115	Wehiwa Aloy (20)	58	May 31	Creighton	RHP Anthony Unga	1	7th	0	3-2	8-0	W, 12-1
116	Ryder Helfrick (12)	58	May 31	Creighton	RHP Anthony Unga	1	7th	0	0-1	10-0	W, 12-1
117	Logan Maxwell (11)	59	June 1	Creighton	RHP Garrett Langrell	1	1st	1	2-1	0-0	W, 8-3
118	Justin Thomas Jr. (9)	59	June 1	Creighton	RHP Garrett Langrell	2	2nd	1	0-2	2-0	W, 8-3
119	Ryder Helfrick (13)	59	June 1	Creighton	RHP Garrett Langrell	0	3rd	1	2-0	5-0	W, 8-3
120	Logan Maxwell (12) *	59	June 1	Creighton	RHP Jimmy Burke	0	5th	0	3-2	6-3	W, 8-3
121	Ryder Helfrick (14)	60	June 7	#16 Tennessee	RHP Marcus Phillips	1	5th	2	0-0	1-2	W, 4-3

** - indicates leadoff home run | ^ - indicates back-to-back home run | ! - indicates walk-off home run | + - indicates pinch-hit home run | & - indictates inside-the-park home run*

||| HOME RUN DATA CHART

No.	Player	Game	Date	Opponent	Pitcher	Location	Distance	Launch Angle	Exit Velo
1	Kuhio Aloy (1)	2	Feb. 14	Washington State [DH-2]	RHP Miles Chandler	LF	386 feet	31.7 degrees	110 mph
2	Brent Iredale (1)	3	Feb. 15	Washington State	RHP Luke Meyers	LF	391 feet	25.3 degrees	109 mph
3	Brent Iredale (2)	3	Feb. 15	Washington State	LHP Jake Tedesco	LF	401 feet	32.5 degrees	103 mph
4	Wehiwa Aloy (1)	3	Feb. 15	Washington State	LHP Jake Tedesco	RC	414 feet	31.4 degrees	105 mph
5	Kuhio Aloy (2)	4	Feb. 17	Washington State	RHP Bryce Chambers	LF	340 feet	21.6 degrees	98 mph
6	Wehiwa Aloy (2)	5	Feb. 21	vs. Kansas State	LHP Jacob Frost	RF	360 feet	34.9 degrees	102 mph
7	Kuhio Aloy (3)	5	Feb. 21	vs. Kansas State	LHP Jacob Frost	LF	435 feet	23.1 degrees	112 mph
8	Wehiwa Aloy (3)	7	Feb. 23	vs. Michigan	RHP David Lally Jr.	RL	350 feet	29.1 degrees	102 mph
9	Ryder Helfrick (1)	8	Feb. 25	Grambling	RHP Landon Clampit	LF	426 feet	27.5 degrees	107 mph
10	Justin Thomas Jr. (1)	8	Feb. 25	Grambling	RHP Landon Clampit	LF	417 feet	28.3 degrees	108 mph
11	Charles Davalan (1)	9	Feb. 28	Charlotte	RHP Mike Szturma	LF	358 feet	29.3 degrees	92 mph
12	Logan Maxwell (1)	9	Feb. 28	Charlotte	RHP Mike Szturma	RC	387 feet	27.9 degrees	101 mph
13	Logan Maxwell (2)	10	March 1	Charlotte	RHP Blake Gillespie	CF	410 feet	21.3 degrees	103 mph
14	Kuhio Aloy (4)	10	March 1	Charlotte	RHP Joseph Taylor	CF	412 feet	19.6 degrees	111 mph
15	Cam Kozeal (1)	12	March 4	ULM	LHP Brennan Eager	LC	401 feet	21.1 degrees	103 mph
16	Ryder Helfrick (2)	12	March 4	ULM	RHP Zach Shaw	LF	379 feet	40.7 degrees	103 mph
17	Brent Iredale (3)	12	March 4	ULM	RHP Zach Shaw	LC	427 feet	30.4 degrees	109 mph
18	Kuhio Aloy (5)	12	March 4	ULM	RHP Austin Ackel	LF	447 feet	36.0 degrees	98 mph
19	Charles Davalan (2)	13	March 5	ULM	RHP Joey Cirelli	RC	416 feet	24.7 degrees	107 mph
20	Kendall Diggs (1)	13	March 5	ULM	RHP Daniel Gonzalez	RF	388 feet	29.4 degrees	103 mph
21	Kuhio Aloy (6)	13	March 5	ULM	RHP Brandon Brewer	LC	402 feet	17.8 degrees	107 mph
22	Nolan Souza (1)	13	March 5	ULM	RHP Jace Duhon	LC	420 feet	33.3 degrees	103 mph
23	Brent Iredale (4)	14	March 7	Portland	RHP Carter Gaston	LF	446 feet	27.8 degrees	108 mph
24	Nolan Souza (2)	14	March 7	Portland	RHP Carter Gaston	LF	338 feet	24.1 degrees	98 mph
25	Wehiwa Aloy (4)	14	March 7	Portland	RHP Carter Gaston	CF	437 feet	24.8 degrees	110 mph
26	Brent Iredale (5)	14	March 7	Portland	RHP JT Landwehr	RF	365 feet	37.6 degrees	100 mph
27	Wehiwa Aloy (5)	14	March 7	Portland	RHP JT Landwehr	LC	438 feet	20.0 degrees	**113 mph**
28	Justin Thomas Jr. (2)	15	March 8	Portland	RHP Kaden Segel	LC	398 feet	22.3 degrees	107 mph
29	Wehiwa Aloy (6)	15	March 8	Portland	RHP Kaden Segel	LF	389 feet	19.5 degrees	112 mph
30	Charles Davalan (3)	15	March 8	Portland	RHP Kaden Segel	RF	388 feet	31.7 degrees	100 mph
31	Kendall Diggs (2)	15	March 8	Portland	RHP Nolan Umlandt	RC	372 feet	27.6 degrees	98 mph
32	Brent Iredale (6)	16	March 9	Portland	LHP Ryan Rembisz	LC	382 feet	29.5 degrees	103 mph
33	Ryder Helfrick (3)	16	March 9	Portland	LHP Ryan Rembisz	RC	409 feet	33.3 degrees	107 mph
34	Brent Iredale (7)	17	March 11	UCA	RHP Perry Titlow	LL	403 feet	25.2 degrees	107 mph
35	Kuhio Aloy (7)	17	March 11	UCA	RHP Jake Jones	LC	408 feet	29.9 degrees	105 mph
36	Cam Kozeal (2)	17	March 11	UCA	RHP Gavin Alveti	LF	353 feet	32.0 degrees	98 mph
37	Logan Maxwell (3)	18	March 14	at #13 Ole Miss	RHP Mason Morris	LF	379 feet	31.4 degrees	101 mph
38	Charles Davalan (4)	18	March 14	at #13 Ole Miss	RHP Mason Morris	RC	397 feet	29.6 degrees	100 mph
39	Charles Davalan (5)	19	March 15	at #13 Ole Miss	RHP Riley Maddox	RF	398 feet	28.5 degrees	100 mph
40	Wehia Aloy (7)	19	March 15	at #13 Ole Miss	RHP Will McCausland	CF	432 feet	30.3 degrees	107 mph
41	Kuhio Aloy (8)	19	March 15	at #13 Ole Miss	RHP Will McCausland	LF	385 feet	20.3 degrees	110 mph
42	Logan Maxwell (4)	19	March 15	at #13 Ole Miss	RHP Landon Waters	RF	382 feet	38.4 degrees	102 mph
43	Nolan Souza (3)	19	March 15	at #13 Ole Miss	RHP Landon Waters	RF	341 feet	43.7 degrees	98 mph
44	Wehiwa Aloy (8)	20	March 16	at #13 Ole Miss	RHP Brayden Jones	LC	404 feet	21.4 degrees	111 mph
45	Wehiwa Aloy (9)	20	March 16	at #13 Ole Miss	RHP Connor Spencer	RF	346 feet	20.5 degrees	105 mph
46	Nolan Souza (4)	22	March 19	Oral Roberts	RHP Price Allman	LC	**448 feet**	24.4 degrees	106 mph
47	Logan Maxwell (5)	22	March 19	Oral Roberts	RHP Hudson Hart	RC	395 feet	32.3 degrees	102 mph
48	Logan Maxwell (6)	23	March 21	South Carolina	RHP Matthew Becker	RF	389 feet	26.4 degrees	106 mph
49	Wehiwa Aloy (10)	23	March 21	South Carolina	LHP Aydin Palmer	RF	370 feet	29.6 degrees	106 mph
50	Brent Iredale (8)	24	March 22	South Carolina	LHP Jake McCoy	LC	421 feet	29.9 degrees	111 mph
51	Charles Davalan (6)	24	March 22	South Carolina	RHP Roman Kimball	LF	347 feet	27.3 degrees	94 mph
52	Ryder Helfrick (4)	25	March 23	South Carolina	LHP Jarvis Evans	LC	399 feet	27.9 degrees	95 mph
53	Charles Davalan (7)	25	March 23	South Carolina	LHP Jarvis Evans	LC	380 feet	30.0 degrees	98 mph
54	Justin Thomas Jr. (3)	25	March 23	South Carolina	RHP Brendan Sweeney	LF	379 feet	41.2 degrees	99 mph
55	Brent Iredale (9)	25	March 23	South Carolina	RHP Ryder Garino	RF	344 feet	40.7 degrees	97 mph
56	Ryder Helfrick (5)	25	March 23	South Carolina	RHP Ryder Garino	LF	378 feet	44.0 degrees	103 mph
57	Gabe Fraser (1)	26	March 25	Missouri State	RHP Jason Schaaf	RF	377 feet	27.2 degrees	104 mph
58	Logan Maxwell (7)	27	March 28	at #14 Vanderbilt	LHP JD Thompson	LF	389 feet	28.8 degrees	99 mph
59	Cam Kozeal (3)	27	March 28	at #14 Vanderbilt	LHP JD Thompson	RC	398 feet	27.7 degrees	100 mph
60	Cam Kozeal (4)	27	March 28	at #14 Vanderbilt	LHP JD Thompson	RF	368 feet	36.1 degrees	99 mph
61	Cam Kozeal (5)	28	March 29	at #14 Vanderbilt	RHP Cody Bowker	LF	402 feet	34.0 degrees	101 mph
62	Justin Thomas Jr. (4)	28	March 29	at #14 Vanderbilt	RHP Sawyer Hawks	LF	394 feet	36.8 degrees	101 mph
63	Charles Davalan (8)	29	March 30	at #14 Vanderbilt	RHP Connor Fennell	LF	376 feet	35.0 degrees	95 mph

LF - left field | LL - left field line | LC - left center field | CF - center field | RC - right center field | RF - right field | RL - right field line

No.	Player	Game	Date	Opponent	Pitcher	Location	Distance	Launch Angle	Exit Velo
64	Charles Davalan (9)	29	March 30	at #14 Vanderbilt	RHP Alex Kranzler	RF	395 feet	22.5 degrees	101 mph
65	Logan Maxwell (8)	29	March 30	at #14 Vanderbilt	RHP Alex Kranzler	LF	317 feet	**47.5 degrees**	92 mph
66	Logan Maxwell (9)	31	April 5	Missouri	RHP Kaden Jacobi	RF	376 feet	43.3 degrees	100 mph
67	Brent Iredale (10)	31	April 5	Missouri	RHP Kaden Jacobi	LF	388 feet	28.6 degrees	105 mph
68	Charles Davalan (10)	32	April 6	Missouri [DH-1]	LHP Brady Kehlenbrink	RF	356 feet	35.9 degrees	99 mph
69	Charles Davalan (11)	32	April 6	Missouri [DH-1]	RHP Brock Lucas	RC	399 feet	34.3 degrees	102 mph
70	Carson Boles (1)	33	April 6	Missouri [DH-2]	LHP Tony Neubeck	LC	396 feet	29.5 degrees	102 mph
71	Cam Kozeal (6)	33	April 6	Missouri [DH-2]	RHP PJ Green	RF	359 feet	32.2 degrees	95 mph
72	Cam Kozeal (7)	33	April 6	Missouri [DH-2]	RHP PJ Green	RF	365 feet	33.5 degrees	96 mph
73	Charles Davalan (12)	34	April 8	Arkansas State	LHP Carson Keithley	LF	341 feet	31.3 degrees	94 mph
74	Kuhio Aloy (9)	34	April 8	Arkansas State	RHP Cooper Garrison	RC	375 feet	27.5 degrees	102 mph
75	Wehiwa Aloy (11)	35	April 11	at #7 Georgia	RHP Eric Hammond	LF	405 feet	29.0 degrees	102 mph
76	Ryder Helfrick (6)	36	April 12	at #7 Georgia	RHP Kolten Smith	LF	421 feet	34.4 degrees	104 mph
77	Kuhio Aloy (10)	36	April 12	at #7 Georgia	RHP DJ Radtke	RF	362 feet	29.9 degrees	98 mph
78	Ryder Helfrick (7)	37	April 13	at #7 Georgia	RHP Leighton Finley	LF	382 feet	33.9 degrees	99 mph
79	Ryder Helfrick (8)	37	April 13	at #7 Georgia	RHP Tyler McLoughlin	LF	425 feet	21.5 degrees	109 mph
80	Wehiwa Aloy (12)	37	April 13	at #7 Georgia	RHP Tyler McLoughlin	CF	441 feet	21.9 degrees	**113 mph**
81	Wehiwa Aloy (13)	38	April 15	UAPB	RHP Chris Bedgood	RC	360 feet	35.1 degrees	99 mph
82	Zane Becker (1)	38	April 15	UAPB	LHP Jayden Brown	LF	368 feet	28.1 degrees	99 mph
83	Kuhio Aloy (11)	38	April 15	UAPB	LHP Jayden Brown	LC	375 feet	35.8 degrees	102 mph
84	Cam Kozeal (8)	38	April 15	UAPB	RHP Darrius Brown	RF	339 feet	36.7 degrees	92 mph
85	Wehiwa Aloy (14)	39	April 17	Texas A&M	LHP Ryan Prager	LC	401 feet	30.2 degrees	103 mph
86	Wehiwa Aloy (15)	40	April 18	Texas A&M [DH-1]	LHP Justin Lamkin	LF	**448 feet**	25.1 degrees	**113 mph**
87	Justin Thomas Jr. (5)	40	April 18	Texas A&M [DH-1]	LHP Justin Lamkin	LC	392 feet	22.3 degrees	104 mph
88	Justin Thomas Jr. (6)	40	April 18	Texas A&M [DH-1]	RHP Brad Rudis	LC	395 feet	22.3 degrees	109 mph
89	Brent Iredale (11)	42	April 22	Little Rock	RHP Zach Busick	RF	353 feet	26.0 degrees	102 mph
90	Wehiwa Aloy (16)	43	April 23	Little Rock	RHP Blake Van Cleve	RF	362 feet	23.4 degrees	105 mph
91	Wehiwa Aloy (17)	44	April 25	at Florida	RHP Liam Peterson	LF	411 feet	31.4 degrees	104 mph
92	Cam Kozeal (9)	44	April 25	at Florida	RHP Liam Peterson	LC	377 feet	28.8 degrees	102 mph
93	Justin Thomas Jr. (7)	44	April 25	at Florida	RHP Luke McNeillie	RF	341 feet	27.9 degrees	102 mph
94	Cam Kozeal (10)	45	April 26	at Florida	RHP Jackson Barberi	RF	393 feet	25.6 degrees	109 mph
95	Carson Boles (2)	47	May 1	#1 Texas	RHP Ruger Riojas	LF	364 feet	25.6 degrees	107 mph
96	Cam Kozeal (11)	47	May 1	#1 Texas	RHP Ruger Riojas	RC	411 feet	32.4 degrees	104 mph
97	Brent Iredale (12)	48	May 2	#1 Texas	LHP Luke Harrison	RF	350 feet	45.8 degrees	102 mph
98	Kuhio Aloy (12)	49	May 3	#1 Texas	RHP Max Grubbs	LC	397 feet	26.3 degrees	99 mph
99	Reese Robinett (1)	49	May 3	#1 Texas	RHP Max Grubbs	RC	406 feet	25.9 degrees	104 mph
100	Justin Thomas Jr. (8)	49	May 3	#1 Texas	RHP Thomas Burns	CF	404 feet	37.6 degrees	102 mph
101	Reese Robinett (2)	49	May 3	#1 Texas	RHP Thomas Burns	RC	**448 feet**	28.2 degrees	105 mph
102	Charles Davalan (13)	49	May 3	#1 Texas	LHP Dylan Volantis	RF	410 feet	28.9 degrees	103 mph
103	Cam Kozeal (12)	50	May 9	at #3 LSU	LHP Kade Anderson	LC	399 feet	23.2 degrees	106 mph
104	Kuhio Aloy (13)	50	May 9	at #3 LSU	LHP Kade Anderson	LF	367 feet	24.8 degrees	100 mph
105	Brent Iredale (13)	54	May 16	#17 Tennessee	LHP Liam Doyle	LC	427 feet	22.6 degrees	109 mph
106	Ryder Helfrick (9)	54	May 16	#17 Tennessee	LHP Liam Doyle	LC	409 feet	25.8 degrees	109 mph
107	Logan Maxwell (10)	54	May 16	#17 Tennessee	LHP Liam Doyle	RF	376 feet	29.1 degrees	102 mph
108	Ryder Helfrick (10)	55	May 17	#17 Tennessee	RHP Austin Breedlove	LF	332 feet	46.3 degrees	106 mph
109	Wehiwa Aloy (18)	55	May 17	#17 Tennessee	LHP Dylan Loy	RC	391 feet	29.6 degrees	107 mph
110	Cam Kozeal (13)	56	May 23	vs. #17 Ole Miss	RHP Riley Maddox	RC	Note: inside-the-park home run		
111	Cam Kozeal (14)	57	May 30	North Dakota State	LHP Nolan Johnson	RC	388 feet	23.4 degrees	102 mph
112	Cam Kozeal (15)	58	May 31	Creighton	RHP Wilson Magers	LF	395 feet	27.1 degrees	102 mph
113	Wehiwa Aloy (19)	58	May 31	Creighton	RHP Shea Wendt	LF	353 feet	20.1 degrees	101 mph
114	Ryder Helfrick (11)	58	May 31	Creighton	RHP Shea Wendt	LC	393 feet	25.7 degrees	106 mph
115	Wehiwa Aloy (20)	58	May 31	Creighton	RHP Anthony Unga	LF	393 feet	27.3 degrees	104 mph
116	Ryder Helfrick (12)	58	May 31	Creighton	RHP Anthony Unga	LF	334 feet	44.4 degrees	102 mph
117	Logan Maxwell (11)	59	June 1	Creighton	RHP Garrett Langrell	LF	339 feet	34.0 degrees	93 mph
118	Justin Thomas Jr. (9)	59	June 1	Creighton	RHP Garrett Langrell	LC	400 feet	23.9 degrees	105 mph
119	Ryder Helfrick (13)	59	June 1	Creighton	RHP Garrett Langrell	LC	394 feet	20.1 degrees	108 mph
120	Logan Maxwell (12)	59	June 1	Creighton	RHP Jimmy Burke	CF	422 feet	24.2 degrees	104 mph
121	Ryder Helfrick (14)	60	June 7	#16 Tennessee	RHP Marcus Phillips	LF	313 feet	39.1 degrees	84 mph

LF - left field | LL - left field line | LC - left center field | CF - center field | RC - right center field | RF - right field | RL - right field line

||| TEAM PITCHING GAME-BY-GAME

STARTERS GAME-BY-GAME

Opponent	W-L	IP	H	R	ER	BB	SO
WSU [DH-1]	--	5.0	1	0	0	1	7
WSU [DH-2]	W	5.0	2	1	1	1	8
WSU	--	5.0	2	2	2	1	7
WSU	W	5.0	4	1	1	1	7
vs. Kansas State	--	5.2	5	2	2	4	2
vs. #22 TCU	--	5.0	2	1	1	2	10
vs. Michigan	--	2.0	2	1	0	0	6
Grambling	W	3.0	1	1	1	2	2
Charlotte	--	3.0	10	9	9	1	3
Charlotte	--	5.1	5	3	3	2	8
Charlotte	W	6.1	4	1	1	1	7
ULM	W	3.0	1	0	0	1	6
ULM	W	4.0	5	3	3	1	2
Portland	W	5.1	2	2	2	3	7
Portland	W	6.0	3	0	0	1	10
Portland	W	5.0	8	3	3	0	6
UCA	W	3.0	1	0	0	0	3
at #13 Ole Miss *	L	3.0	10	7	7	2	3
at #13 Ole Miss *	--	4.0	1	2	2	3	8
at #13 Ole Miss *	--	2.1	4	4	4	2	2
Oral Roberts	--	4.0	1	0	0	0	5
Oral Roberts	W	2.0	0	0	0	0	4
South Carolina *	W	7.0	6	2	2	1	7
South Carolina *	--	1.2	2	3	3	3	0
South Carolina *	--	5.0	5	2	2	2	3
Missouri State	--	3.0	2	3	3	3	6
at #14 Vanderbilt *	W	7.2	3	0	0	3	7
at #14 Vanderbilt *	--	5.2	6	2	2	0	7
at #14 Vanderbilt *	--	5.0	6	3	3	2	4
vs. Grambling	W	4.0	1	1	1	2	4
Missouri *	W	5.0	3	3	3	2	7
Missouri * [DH-1]	W	4.0	5	4	2	2	6
Missouri * [DH-2]	W	4.0	4	2	1	1	7
Arkansas State	--	3.0	5	2	2	1	2
at #7 Georgia *	--	5.2	5	3	3	3	7
at #7 Georgia *	L	2.0	6	5	5	1	2
at #7 Georgia *	--	5.0	4	4	4	1	6
UAPB	W	3.0	4	3	3	0	5
Texas A&M *	L	4.0	7	6	5	3	6
Texas A&M * [DH-1]	--	0.1	3	3	3	1	1
Texas A&M * [DH-2]	--	4.0	3	1	1	2	4
Little Rock	W	5.0	3	0	0	2	3
Little Rock	--	2.0	1	0	0	0	2
at Florida *	L	4.1	6	5	4	2	8
at Florida *	--	3.0	1	0	0	0	5
at Florida *	--	2.0	2	2	2	1	0
#1 Texas *	W	8.0	2	0	0	2	11
#1 Texas *	W	4.0	2	1	1	0	9
#1 Texas *	--	4.0	4	4	4	2	4
at #3 LSU *	--	6.0	5	2	2	0	6
at #3 LSU *	L	2.0	4	4	4	2	2
at #3 LSU *	--	2.0	4	3	3	0	4
#17 Tennessee *	L	3.2	7	4	4	2	4
#17 Tennessee *	--	2.1	7	4	4	0	0
#17 Tennessee *	W	3.0	7	2	2	1	7
vs. #17 Ole Miss $	L	4.0	7	5	1	2	4
NDSU %	--	3.2	5	2	2	4	3
Creighton %	W	6.0	3	0	0	1	7
Creighton %	W	6.0	3	3	3	0	13
#16 Tennessee !	W	7.0	1	2	1	2	6

BULLPEN GAME-BY-GAME

Opponent	W-L	IP	H	R	ER	BB	SO
WSU [DH-1]	W	5.0	5	2	1	0	3
WSU [DH-2]	--	2.0	3	1	1	0	1
WSU	W	4.0	4	0	0	0	3
WSU	--	2.0	2	1	1	1	1
Kansas State	L	3.1	3	1	1	0	1
vs. #22 TCU	W	4.0	2	0	0	3	1
vs. Michigan	W	7.0	9	5	3	5	7
Grambling	--	4.0	3	3	2	1	5
Charlotte	W	6.0	5	1	1	0	9
Charlotte	W	3.2	3	2	2	2	7
Charlotte	--	2.2	2	2	2	0	5
ULM	--	4.0	5	1	1	1	6
ULM	--	3.0	0	0	0	0	4
Portland	--	1.2	4	1	1	0	1
Portland	--	1.0	1	0	0	0	1
Portland	--	4.0	2	0	0	0	2
UCA	--	6.0	6	2	2	3	10
at #13 Ole Miss *	--	5.0	4	3	3	3	5
at #13 Ole Miss *	W	5.0	3	1	1	0	10
at #13 Ole Miss *	W	6.2	6	5	5	6	8
Oral Roberts	W	5.0	6	1	1	2	3
Oral Roberts	--	5.0	1	0	0	1	3
South Carolina *	--	--	--	--	--	--	--
South Carolina *	W	7.1	5	0	0	0	5
South Carolina *	W	4.0	5	2	2	1	3
Missouri State	L	7.0	12	11	9	3	13
at #14 Vanderbilt *	--	1.1	0	0	0	1	1
at #14 Vanderbilt *	W	4.1	3	2	2	2	5
at #14 Vanderbilt *	W	4.0	2	0	0	1	7
vs. Grambling	--	5.0	5	3	3	2	7
Missouri *	--	2.0	0	0	0	0	4
Missouri * [DH-1]	--	3.0	1	0	0	0	4
Missouri * [DH-2]	--	3.0	0	0	0	1	5
Arkansas State	W	6.0	2	1	1	2	5
at #7 Georgia *	W	3.1	0	0	0	1	4
at #7 Georgia *	--	6.0	6	2	2	1	13
at #7 Georgia *	L	6.2	3	3	2	0	11
UAPB	--	5.0	2	0	0	1	5
Texas A&M *	--	5.0	2	1	1	0	6
Texas A&M * [DH-1]	W	8.2	7	2	2	4	12
Texas A&M * [DH-2]	L	5.0	8	8	8	3	3
Little Rock	--	2.0	0	0	0	0	3
Little Rock	W	7.0	4	0	0	1	13
at Florida *	--	3.2	1	1	1	1	4
at Florida *	W	6.0	4	0	0	4	5
at Florida *	L	6.0	10	7	7	4	3
#1 Texas *	--	1.0	0	0	0	1	3
#1 Texas *	--	5.0	3	0	0	2	6
#1 Texas *	W	5.0	5	4	4	3	5
at #3 LSU *	W	3.2	4	3	3	2	6
at #3 LSU *	--	4.2	7	9	8	7	6
at #3 LSU *	W	7.0	6	1	1	3	11
#17 Tennessee *	--	5.1	8	6	6	5	7
#17 Tennessee *	W	6.2	7	2	2	2	6
#17 Tennessee *	--	6.0	2	2	2	3	7
vs. #17 Ole Miss	--	5.0	3	0	0	1	9
NDSU %	W	5.1	4	0	0	0	8
Creighton %	--	3.0	2	1	1	2	3
Creighton %	--	3.0	2	0	0	0	7
#16 Tennessee !	--	2.0	1	1	1	0	2

STARTING PITCHER GAME-BY-GAME

Date / Opponent	Starting Pitcher
Feb. 14 / WSU [DH-1]	RHP Gabe Gaeckle
Feb. 14 / WSU [DH-2]	LHP Zach Root
Feb. 15 / WSU	RHP Gage Wood
Feb. 17 / WSU	LHP Landon Beidelschies
Feb. 21 / Kansas State	RHP Gabe Gaeckle
Feb. 22 / #22 TCU	LHP Zach Root
Feb. 23 / Michigan	RHP Gage Wood
Feb. 25 / Grambling	RHP Ben Bybee
Feb. 28 / Charlotte	RHP Gabe Gaeckle
March 1 / Charlotte	LHP Zach Root
March 2 / Charlotte	LHP Landon Beidelschies
March 4 / ULM	LHP Colin Fisher
March 5 / ULM	RHP Ben Bybee
March 7 / Portland	RHP Gabe Gaeckle
March 8 / Portland	LHP Zach Root
March 9 / Portland	LHP Landon Beidelschies
March 11 / UCA	LHP Colin Fisher
March 14 / at #13 Ole Miss *	LHP Zach Root
March 15 / at #13 Ole Miss *	RHP Gabe Gaeckle
March 16 / at #13 Ole Miss *	LHP Landon Beidelschies
March 18 / Oral Roberts	RHP Ben Bybee
March 19 / Oral Roberts	LHP Colin Fisher
March 21 / S Carolina *	LHP Zach Root
March 22 / S Carolina *	RHP Gabe Gaeckle
March 23 / S Carolina *	LHP Landon Beidelschies
March 25 / Missouri St.	LHP Colin Fisher
March 28 / at #14 Vandy *	LHP Zach Root
March 29 / at #14 Vandy *	RHP Gabe Gaeckle
March 30 / at #14 Vandy *	LHP Landon Beidelschies
April 1 / vs. Grambling	RHP Tate McGuire
April 5 / Missouri *	LHP Zach Root
April 6 / Missouri * [DH-1]	RHP Gabe Gaeckle
April 6 / Missouri * [DH-2]	LHP Landon Beidelschies
April 8 / Arkansas State	RHP Tate McGuire
April 11 / at #7 Georgia *	LHP Zach Root
April 12 / at #7 Georgia *	RHP Gabe Gaeckle
April 13 / at #7 Georgia *	LHP Landon Beidelschies
April 15 / UAPB	RHP Tate McGuire
April 17 / Texas A&M *	LHP Zach Root
April 18 / Texas A&M * [DH-1]	RHP Gage Wood
April 18 / Texas A&M * [DH-2]	LHP Landon Beidelschies
April 22 / Little Rock	RHP Tate McGuire
April 23 / Little Rock	LHP Colin Fisher
April 25 / at Florida *	LHP Zach Root
April 26 / at Florida *	RHP Gage Wood
April 27 / at Florida *	LHP Landon Beidelschies
May 1 / #1 Texas *	LHP Zach Root
May 2 / #1 Texas *	RHP Gage Wood
May 3 / #1 Texas *	LHP Landon Beidelschies
May 9 / at #3 LSU *	LHP Zach Root
May 10 / at #3 LSU *	RHP Gage Wood
May 11 / at #3 LSU *	LHP Landon Beidelschies
May 15 / #17 Tennessee *	LHP Zach Root
May 16 / #17 Tennessee *	RHP Aiden Jimenez
May 17 / #17 Tennessee *	RHP Gage Wood
May 23 / #17 Ole Miss $	LHP Zach Root
May 30 / NDSU %	RHP Aiden Jimenez
May 31 / Creighton %	LHP Zach Root
June 1 / Creighton %	RHP Gage Wood
June 7 / #16 Tennessee !	LHP Zach Root

STARTER STATISTICS

Player	era	w-l	app	gs	cg	sho	sv	ip	h	r	er	bb	so	2b	3b	hr	b/avg	wp	hp	bk	sfa	sha
38 Colin Fisher	2.08	3-0	5	5	0	0/2	0	13.0	5	3	3	4	21	3	0	0	.114	2	1	0	0	0
40 Ben Bybee	3.27	2-0	3	3	0	0/0	0	11.0	7	4	4	3	9	0	0	1	.179	0	0	0	0	0
33 Zach Root	3.59	8-5	17	17	1	0/3	0	92.2	77	44	37	31	119	22	0	7	.221	5	8	2	1	2
26 Tate McGuire	3.60	3-0	4	4	0	0/1	0	15.0	13	6	6	5	14	3	0	1	.236	2	3	0	1	0
35 Landon Beidelschie	5.26	3-0	12	12	0	0/0	0	49.2	52	30	29	15	54	15	0	13	.274	4	6	0	0	4
14 Gage Wood	5.33	3-1	8	8	0	0/1	0	25.1	24	16	15	5	50	4	1	5	.240	2	2	0	1	0
20 Gabe Gaeckle	6.69	2-1	9	9	0	0/0	0	36.1	38	29	27	18	42	6	2	2	.264	7	4	0	0	2
16 Aiden Jimenez	9.00	0-0	2	2	0	0/0	0	6.0	12	6	6	4	3	4	0	1	.444	0	0	0	0	1
Totals	4.59	24-7	60	60	1	7/7	0	249.0	228	138	127	85	312	57	3	30	.241	22	24	2	3	9
Opponents	8.44	5-32	60	60	0	0/0	0	226.0	300	234	212	108	242	55	2	56	.320	13	40	2	15	5

TEAM RECORD PER STARTER

Pitcher (Total Starts)	Record
Zach Root (17)	11-6
Landon Beidelschies (12)	9-3
Gabe Gaeckle (9)	7-2
Gage Wood (8)	7-1
Colin Fisher (5)	4-1
Tate McGuire (4)	4-0
Ben Bybee (3)	3-0
Aiden Jimenez (2)	2-0

QUALITY STARTS

Pitcher (Total Starts)	QS	Record
Zach Root (17)	7	6-1
Landon Beidelschies (12)	1	1-0
Gage Wood (8)	1	1-0
Ben Bybee (3)	0	0-0
Colin Fisher (5)	0	0-0
Gabe Gaeckle (9)	0	0-0
Aiden Jimenez (2)	0	0-0
Tate McGuire (4)	0	0-0

RUN SUPPORT

Pitcher (Total Starts)	Runs	Per Start
Colin Fisher (5)	56	11.2
Ben Bybee (3)	33	11.0
Gabe Gaeckle (9)	86	9.6
Tate McGuire (4)	37	9.3
Landon Beidelschies (12)	100	8.3
Zach Root (17)	141	8.3
Aiden Jimenez (2)	14	7.0
Gage Wood (8)	56	7.0

RELIEVER STATISTICS

Player	era	w-l	app	gs	cg	sho	sv	ip	h	r	er	bb	so	2b	3b	hr	b/avg	wp	hp	bk	sfa	sha
36 Parker Coil	1.33	3-0	13	0	0	0/0	1	20.1	20	5	3	2	22	4	0	2	.250	0	1	0	1	0
13 Steele Eaves	1.86	1-0	8	0	0	0/2	0	9.2	9	2	2	2	10	0	0	0	.237	1	2	0	0	0
20 Gabe Gaeckle	2.08	2-1	8	0	0	0/1	2	26.0	18	6	6	10	36	1	0	4	.196	1	1	0	1	0
31 Dylan Carter	2.18	6-0	22	0	0	0/3	0	33.0	23	8	8	12	36	5	0	3	.202	8	5	0	1	1
16 Aiden Jimenez	2.51	4-1	17	0	0	0/2	1	32.1	27	9	9	7	34	4	0	1	.229	1	2	0	1	0
35 Landon Beidelschie	2.57	1-0	3	0	0	0/0	0	7.0	4	2	2	4	7	0	0	1	.174	0	0	0	0	0
41 Will McEntire	2.59	1-0	16	0	0	0/2	2	24.1	14	8	7	3	28	4	0	4	.163	1	1	0	0	1
44 Carson Wiggins	3.21	1-1	14	0	0	0/1	3	14.0	7	6	5	9	20	2	0	0	.152	6	1	0	2	1
46 Christian Foutch	3.48	1-0	19	0	0	0/1	4	20.2	12	9	8	10	27	1	0	2	.169	2	7	0	0	1
29 Cole Gibler	3.60	2-1	17	0	0	0/1	1	25.0	21	10	10	9	49	3	0	3	.219	4	3	0	0	0
40 Ben Bybee	4.85	1-0	15	0	0	0/1	0	26.0	31	16	14	12	33	5	0	5	.292	0	1	1	1	0
26 Tate McGuire	5.68	0-2	10	0	0	0/1	1	12.2	10	8	8	4	10	2	0	3	.213	0	0	0	0	0
38 Colin Fisher	7.30	0-0	11	0	0	0/1	0	12.1	15	10	10	8	10	3	0	2	.319	2	1	0	1	2
32 Hunter Dietz	54.00	0-0	2	0	0	0/0	0	0.2	4	4	4	0	2	0	0	1	.667	1	0	0	0	1
Totals	3.27	23-6	60	0	0	7/7	15	264.0	215	103	96	92	324	34	0	31	.222	27	25	1	8	7
Opponents	9.12	8-15	60	0	0	0/0	5	258.2	329	289	262	209	264	57	6	65	.307	35	42	4	14	12

||| GAME-BY-GAME BATTING ORDER

RECORD: 47-13 • **HOME:** 36-4 • **AWAY:** 8-7 • **NEUTRAL:** 3-2 • **SEC:** 20-10

Date	Opponent	1	2	3	4	5	6	7	8	9
Feb. 14	Washington State [DH-1]	Davalan	W. Aloy	Maxwell	Iredale	Souza	Peppi	Diggs	Helfrick	Thomas Jr.
Feb. 14	Washington State [DH-2]	Davalan	W. Aloy	Peppi	Iredale	K. Aloy	Helfrick	Anderson	Kozeal	Thomas Jr.
Feb. 15	Washington State	Davalan	W. Aloy	Maxwell	Iredale	Diggs	Peppi	Souza	Becker	Thomas Jr.
Feb. 17	Washington State	Davalan	W. Aloy	Peppi	Iredale	K. Aloy	Helfrick	Boles	Kozeal	Thomas Jr.
Feb. 21	vs. Kansas State	Davalan	W. Aloy	Iredale	K. Aloy	Peppi	Diggs	Helfrick	Souza	Thomas Jr.
Feb. 22	vs. #22 TCU	Davalan	W. Aloy	Maxwell	Iredale	Kozeal	Diggs	Helfrick	Fraser	Thomas Jr.
Feb. 23	vs. Michigan	Davalan	W. Aloy	Maxwell	Iredale	Kozeal	Diggs	Helfrick	Souza	Thomas Jr.
Feb. 25	Grambling	Davalan	W. Aloy	Maxwell	Iredale	K. Aloy	Peppi	Souza	Helfrick	Thomas Jr.
Feb. 28	Charlotte	Davalan	W. Aloy	Maxwell	Iredale	K. Aloy	Kozeal	Helfrick	Souza	Thomas Jr.
March 1	Charlotte	Davalan	W. Aloy	Maxwell	Iredale	Diggs	Aloy	Kozeal	Souza	Helfrick
March 2	Charlotte	Thomas Jr.	W. Aloy	Maxwell	Iredale	K. Aloy	Peppi	Boles	Fraser	Helfrick
March 4	ULM	Davalan	W. Aloy	Maxwell	K. Aloy	Iredale	Diggs	Kozeal	Helfrick	Souza
March 5	ULM	Davalan	W. Aloy	Iredale	K. Aloy	Diggs	Peppi	Souza	Becker	Thomas Jr.
March 7	Portland	Davalan	W. Aloy	Maxwell	K. Aloy	Iredale	Kozeal	Souza	Helfrick	Thomas Jr.
March 8	Portland	Davalan	W. Aloy	Kozeal	K. Aloy	Iredale	Diggs	Helfrick	Souza	Thomas Jr.
March 9	Portland	Davalan	W. Aloy	K. Aloy	Iredale	Peppi	Boles	Helfrick	Souza	Thomas Jr.
March 11	UCA	Davalan	W. Aloy	Maxwell	K. Aloy	Iredale	Kozeal	Diggs	Becker	Fraser
March 14	at #13 Ole Miss *	Davalan	W. Aloy	Maxwell	K. Aloy	Iredale	Peppi	Helfrick	Souza	Thomas Jr.
March 15	at #13 Ole Miss *	Davalan	W. Aloy	K. Aloy	Iredale	Maxwell	Peppi	Kozeal	Helfrick	Thomas Jr.
March 16	at #13 Ole Miss *	Davalan	W. Aloy	K. Aloy	Maxwell	Iredale	Kozeal	Diggs	Helfrick	Souza
March 18	Oral Roberts	Davalan	W. Aloy	K. Aloy	Maxwell	Iredale	Kozeal	Boles	Souza	Becker
March 19	Oral Roberts	Davalan	W. Aloy	Maxwell	K. Aloy	Iredale	Kozeal	Diggs	Helfrick	Souza
March 21	South Carolina *	Davalan	W. Aloy	Maxwell	K. Aloy	Iredale	Kozeal	Helfrick	Souza	Thomas Jr.
March 22	South Carolina *	Davalan	W. Aloy	Maxwell	K. Aloy	Iredale	Kozeal	Helfrick	Souza	Thomas Jr.
March 23	South Carolina *	Davalan	W. Aloy	Maxwell	K. Aloy	Iredale	Kozeal	Helfrick	Souza	Thomas Jr.
March 25	Missouri State	Davalan	W. Aloy	Maxwell	K. Aloy	Kozeal	Diggs	Souza	Becker	Fraser
March 28	at #14 Vanderbilt *	Davalan	W. Aloy	K. Aloy	Maxwell	Iredale	Kozeal	Helfrick	Souza	Thomas Jr.
March 29	at #14 Vanderbilt *	Davalan	W. Aloy	Maxwell	K. Aloy	Iredale	Kozeal	Helfrick	Souza	Thomas Jr.
March 30	at #14 Vanderbilt *	Davalan	W. Aloy	Maxwell	K. Aloy	Iredale	Kozeal	Helfrick	Souza	Thomas Jr.
April 1	vs. Grambling	Davalan	W. Aloy	K. Aloy	Iredale	Boles	Becker	Anderson	Diggs	Fraser
April 5	Missouri *	Davalan	W. Aloy	Maxwell	K. Aloy	Iredale	Kozeal	Helfrick	Souza	Thomas Jr.
April 6	Missouri * [DH-1]	Davalan	W. Aloy	Maxwell	Iredale	Kozeal	K. Aloy	Helfrick	Souza	Thomas Jr.
April 6	Missouri * [DH-2]	Davalan	W. Aloy	Kozeal	Iredale	K. Aloy	Souza	Boles	Helfrick	Thomas Jr.
April 8	Arkansas State	Davalan	W. Aloy	Kozeal	Iredale	Boles	K. Aloy	Souza	Becker	Thomas Jr.
April 11	at #7 Georgia *	Davalan	W. Aloy	Maxwell	Iredale	Kozeal	K. Aloy	Helfrick	Souza	Thomas Jr.
April 12	at #7 Georgia *	Davalan	W. Aloy	Maxwell	Iredale	Kozeal	K. Aloy	Helfrick	Fraser	Thomas Jr.
April 13	at #7 Georgia *	Davalan	W. Aloy	Maxwell	K. Aloy	Kozeal	Iredale	Fraser	Helfrick	Diggs
April 15	UAPB	Davalan	W. Aloy	Maxwell	K. Aloy	Kozeal	Iredale	Boles	Robinett	Becker
April 17	Texas A&M *	Davalan	W. Aloy	Maxwell	K. Aloy	Kozeal	Helfrick	Iredale	Fraser	Thomas Jr.
April 18	Texas A&M * [DH-1]	Davalan	W. Aloy	Boles	K. Aloy	Peppi	Iredale	Helfrick	Kozeal	Thomas Jr.
April 18	Texas A&M * [DH-2]	Davalan	W. Aloy	Maxwell	K. Aloy	Kozeal	Iredale	Peppi	Helfrick	Thomas Jr.
April 22	Little Rock	Davalan	W. Aloy	Maxwell	K. Aloy	Iredale	Kozeal	Fraser	Helfrick	Thomas Jr.
April 23	Little Rock	Davalan	W. Aloy	Maxwell	Boles	Kozeal	Iredale	Fraser	Diggs	Becker
April 25	at Florida *	Davalan	W. Aloy	Maxwell	K. Aloy	Kozeal	Iredale	Fraser	Helfrick	Thomas Jr.
April 26	at Florida *	Davalan	W. Aloy	K. Aloy	Boles	Iredale	Peppi	Helfrick	Fraser	Thomas Jr.
April 27	at Florida *	Davalan	W. Aloy	Kozeal	Iredale	K. Aloy	Fraser	Helfrick	Diggs	Thomas Jr.
May 1	#1 Texas *	Davalan	W. Aloy	K. Aloy	Kozeal	Iredale	Boles	Robinett	Helfrick	Thomas Jr.
May 2	#1 Texas *	Davalan	W. Aloy	K. Aloy	Kozeal	Boles	Iredale	Helfrick	Peppi	Thomas Jr.
May 3	#1 Texas *	Davalan	W. Aloy	K. Aloy	Kozeal	Iredale	Boles	Robinett	Helfrick	Thomas Jr.
May 9	at #3 LSU *	Davalan	W. Aloy	Maxwell	K. Aloy	Kozeal	Iredale	Robinett	Helfrick	Thomas Jr.
May 10	at #3 LSU *	Davalan	W. Aloy	Maxwell	K. Aloy	Kozeal	Iredale	Helfrick	Robinett	Thomas Jr.
May 11	at #3 LSU *	Davalan	W. Aloy	Boles	K. Aloy	Helfrick	Kozeal	Iredale	Peppi	Thomas Jr.
May 15	#17 Tennessee *	Davalan	W. Aloy	Maxwell	K. Aloy	Kozeal	Helfrick	Iredale	Robinett	Thomas Jr.
May 16	#17 Tennessee *	Davalan	W. Aloy	Maxwell	K. Aloy	Helfrick	Kozeal	Iredale	Robinett	Thomas Jr.
May 17	#17 Tennessee *	Davalan	W. Aloy	Maxwell	K. Aloy	Helfrick	Kozeal	Iredale	Robinett	Thomas Jr.
May 23	vs. #17 Ole Miss $	Davalan	W. Aloy	Maxwell	K. Aloy	Helfrick	Kozeal	Iredale	Robinett	Thomas Jr.
May 30	North Dakota State %	Davalan	W. Aloy	Maxwell	Helfrick	K. Aloy	Kozeal	Iredale	Robinett	Thomas Jr.
May 31	Creighton %	Davalan	W. Aloy	Maxwell	Helfrick	Kozeal	K. Aloy	Iredale	Robinett	Thomas Jr.
June 1	Creighton %	Davalan	W. Aloy	Maxwell	Helfrick	Kozeal	K. Aloy	Iredale	Robinett	Thomas Jr.
June 7	Tennessee !	Davalan	W. Aloy	Maxwell	Helfrick	Kozeal	K. Aloy	Iredale	Robinett	Thomas Jr.

RECORD: 47-13 • **HOME:** 36-4 • **AWAY:** 8-7 • **NEUTRAL:** 3-2 • **SEC:** 20-10

Date	Opponent	C	1B	2B	3B	SS	LF	CF	RF	DH	SP
Feb. 14	Washington State [DH-1]	Helfrick	Peppi	Souza	Iredale	W. Aloy	Thomas Jr.	Davalan	Diggs	Maxwell	Gaeckle
Feb. 14	Washington State [DH-2]	Helfrick	Anderson	Kozeal	Iredale	W. Aloy	Thomas Jr.	Davalan	Peppi	K. Aloy	Root
Feb. 15	Washington State	Becker	Peppi	Souza	Iredale	W. Aloy	Thomas Jr.	Davalan	Diggs	Maxwell	Wood
Feb. 17	Washington State	Helfrick	Peppi	Kozeal	Iredale	W. Aloy	Thomas Jr.	Davalan	Boles	K. Aloy	Beidelschies
Feb. 21	vs. Kansas State	Helfrick	Peppi	Souza	Iredale	W. Aloy	Davalan	Thomas Jr.	Diggs	K. Aloy	Gaeckle
Feb. 22	vs. #22 TCU	Helfrick	Kozeal	Fraser	Iredale	W. Aloy	Davalan	Thomas Jr.	Diggs	Maxwell	Root
Feb. 23	vs. Michigan	Helfrick	Kozeal	Souza	Iredale	W. Aloy	Davalan	Thomas Jr.	Diggs	Maxwell	Wood
Feb. 25	Grambling	Helfrick	Peppi	Souza	Iredale	W. Aloy	Davalan	Thomas Jr.	Maxwell	K. Aloy	Bybee
Feb. 28	Charlotte	Helfrick	Kozeal	Souza	Iredale	W. Aloy	Davalan	Thomas Jr.	Maxwell	K. Aloy	Gaeckle
March 1	Charlotte	Helfrick	Kozeal	Souza	Iredale	W. Aloy	Maxwell	Davalan	Diggs	K. Aloy	Root
March 2	Charlotte	Helfrick	Peppi	Fraser	Iredale	W. Aloy	Boles	Thomas Jr.	Maxwell	K. Aloy	Beidelschies
March 4	ULM	Helfrick	Kozeal	Souza	Iredale	W. Aloy	Maxwell	Davalan	Diggs	K. Aloy	Fisher
March 5	ULM	Becker	Peppi	Souza	Iredale	W. Aloy	Davalan	Thomas Jr.	Diggs	K. Aloy	Bybee
March 7	Portland	Helfrick	Kozeal	Souza	Iredale	W. Aloy	Davalan	Thomas Jr.	Maxwell	K. Aloy	Gaeckle
March 8	Portland	Helfrick	Kozeal	Souza	Iredale	W. Aloy	Davalan	Thomas Jr.	Diggs	K. Aloy	Root
March 9	Portland	Helfrick	Peppi	Souza	Iredale	W. Aloy	Davalan	Thomas Jr.	Boles	K. Aloy	Beidelschies
March 11	UCA	Becker	Kozeal	Fraser	Iredale	W. Aloy	Maxwell	Davalan	Diggs	K. Aloy	Fisher
March 14	at #13 Ole Miss *	Helfrick	Peppi	Souza	Iredale	W. Aloy	Davalan	Thomas Jr.	Maxwell	K. Aloy	Root
March 15	at #13 Ole Miss *	Helfrick	Peppi	Kozeal	Iredale	W. Aloy	Davalan	Thomas Jr.	Maxwell	K. Aloy	Gaeckle
March 16	at #13 Ole Miss *	Helfrick	Kozeal	Souza	Iredale	W. Aloy	Maxwell	Davalan	Diggs	K. Aloy	Beidelschies
March 18	Oral Roberts	Becker	Kozeal	Souza	Iredale	W. Aloy	Boles	Davalan	Maxwell	K. Aloy	Bybee
March 19	Oral Roberts	Helfrick	Kozeal	Souza	Iredale	W. Aloy	Maxwell	Davalan	Diggs	K. Aloy	Fisher
March 21	South Carolina *	Helfrick	Kozeal	Souza	Iredale	W. Aloy	Davalan	Thomas Jr.	Maxwell	K. Aloy	Root
March 22	South Carolina *	Helfrick	Kozeal	Souza	Iredale	W. Aloy	Davalan	Thomas Jr.	Maxwell	K. Aloy	Gaeckle
March 23	South Carolina *	Helfrick	Kozeal	Souza	Iredale	W. Aloy	Davalan	Thomas Jr.	Maxwell	K. Aloy	Root
March 25	Missouri State	Becker	Kozeal	Souza	Fraser	W. Aloy	Maxwell	Davalan	Diggs	K. Aloy	Fisher
March 28	at #14 Vanderbilt *	Helfrick	Kozeal	Souza	Iredale	W. Aloy	Davalan	Thomas Jr.	Maxwell	K. Aloy	Root
March 29	at #14 Vanderbilt *	Helfrick	Kozeal	Souza	Iredale	W. Aloy	Davalan	Thomas Jr.	Maxwell	K. Aloy	Gaeckle
March 30	at #14 Vanderbilt *	Helfrick	Kozeal	Souza	Iredale	W. Aloy	Davalan	Thomas Jr.	Maxwell	K. Aloy	Beidelschies
April 1	vs. Grambling	Becker	Anderson	Fraser	Iredale	W. Aloy	Boles	Davalan	Diggs	K. Aloy	McGuire
April 5	Missouri *	Helfrick	Kozeal	Souza	Iredale	W. Aloy	Davalan	Thomas Jr.	Maxwell	K. Aloy	Root
April 6	Missouri * [DH-1]	Helfrick	Kozeal	Souza	Iredale	W. Aloy	Davalan	Thomas Jr.	Maxwell	K. Aloy	Gaeckle
April 6	Missouri * [DH-2]	Helfrick	Kozeal	Souza	Iredale	W. Aloy	Davalan	Thomas Jr.	Boles	K. Aloy	Beidelschies
April 8	Arkansas State	Becker	Kozeal	Souza	Iredale	W. Aloy	Davalan	Thomas Jr.	Boles	K. Aloy	McGuire
April 11	at #7 Georgia *	Helfrick	Kozeal	Souza	Iredale	W. Aloy	Davalan	Thomas Jr.	Maxwell	K. Aloy	Root
April 12	at #7 Georgia *	Helfrick	Kozeal	Fraser	Iredale	W. Aloy	Davalan	Thomas Jr.	Maxwell	K. Aloy	Gaeckle
April 13	at #7 Georgia *	Helfrick	Kozeal	Fraser	Iredale	W. Aloy	Diggs	Davalan	Maxwell	K. Aloy	Beidelschies
April 15	UAPB	Becker	Robinett	Kozeal	Iredale	W. Aloy	Boles	Davalan	K. Aloy	Maxwell	McGuire
April 17	Texas A&M *	Helfrick	Kozeal	Fraser	Iredale	W. Aloy	Davalan	Thomas Jr.	Maxwell	K. Aloy	Root
April 18	Texas A&M * [DH-1]	Helfrick	Peppi	Kozeal	Iredale	W. Aloy	Davalan	Thomas Jr.	Boles	K. Aloy	Wood
April 18	Texas A&M * [DH-2]	Helfrick	Peppi	Kozeal	Iredale	W. Aloy	Davalan	Thomas Jr.	Maxwell	K. Aloy	Beidelschies
April 22	Little Rock	Helfrick	Kozeal	Fraser	Iredale	W. Aloy	Davalan	Thomas Jr.	Maxwell	K. Aloy	McGuire
April 23	Little Rock	Becker	Kozeal	Fraser	Iredale	W. Aloy	Boles	Davalan	Diggs	Maxwell	Fisher
April 25	at Florida *	Helfrick	Kozeal	Fraser	Iredale	W. Aloy	Davalan	Thomas Jr.	Maxwell	K. Aloy	Root
April 26	at Florida *	Helfrick	Peppi	Fraser	Iredale	W. Aloy	Davalan	Thomas Jr.	Boles	K. Aloy	Wood
April 27	at Florida *	Helfrick	Kozeal	Fraser	Iredale	W. Aloy	Davalan	Thomas Jr.	Diggs	K. Aloy	Beidelschies
May 1	#1 Texas *	Helfrick	Robinett	Kozeal	Iredale	W. Aloy	Davalan	Thomas Jr.	Boles	K. Aloy	Root
May 2	#1 Texas *	Helfrick	Peppi	Kozeal	Iredale	W. Aloy	Davalan	Thomas Jr.	Boles	K. Aloy	Wood
May 3	#1 Texas *	Helfrick	Robinett	Kozeal	Iredale	W. Aloy	Davalan	Thomas Jr.	Boles	K. Aloy	Beidelschies
May 9	at #3 LSU *	Helfrick	Robinett	Kozeal	Iredale	W. Aloy	Davalan	Thomas Jr.	Maxwell	K. Aloy	Root
May 10	at #3 LSU *	Helfrick	Robinett	Kozeal	Iredale	W. Aloy	Davalan	Thomas Jr.	Maxwell	K. Aloy	Wood
May 11	at #3 LSU *	Helfrick	Peppi	Kozeal	Iredale	W. Aloy	Davalan	Thomas Jr.	Boles	K. Aloy	Beidelschies
May 15	#17 Tennessee *	Helfrick	Robinett	Kozeal	Iredale	W. Aloy	Davalan	Thomas Jr.	Maxwell	K. Aloy	Root
May 16	#17 Tennessee *	Helfrick	Robinett	Kozeal	Iredale	W. Aloy	Davalan	Thomas Jr.	Maxwell	K. Aloy	Jimenez
May 17	#17 Tennessee *	Helfrick	Robinett	Kozeal	Iredale	W. Aloy	Davalan	Thomas Jr.	Maxwell	K. Aloy	Wood
May 23	vs. #17 Ole Miss $	Helfrick	Robinett	Kozeal	Iredale	W. Aloy	Davalan	Thomas Jr.	Maxwell	K. Aloy	Root
May 30	North Dakota State %	Helfrick	Robinett	Kozeal	Iredale	W. Aloy	Davalan	Thomas Jr.	Maxwell	K. Aloy	Jimenez
May 31	Creighton %	Helfrick	Robinett	Kozeal	Iredale	W. Aloy	Davalan	Thomas Jr.	Maxwell	K. Aloy	Root
June 1	Creighton %	Davalan	W. Aloy	Maxwell	Helfrick	Kozeal	K. Aloy	Iredale	Robinett	Thomas Jr.	Wood
June 7	Tennessee !	Davalan	W. Aloy	Maxwell	Helfrick	Kozeal	K. Aloy	Iredale	Robinett	Thomas Jr.	Root

||| GAME-BY-GAME HITTING

RECORD: 47-13 • **HOME:** 36-4 • **AWAY:** 8-7 • **NEUTRAL:** 3-2 • **SEC:** 20-10

Date	Opponent	AB	R	H	RBI	2B	3B	HR	BB	IBB	SB	CS	HBP	SAC	SF	GDP	K	PO	A	E	Avg
Feb. 14	Washington State [DH-1]	32	3	6	2	0	0	0	6	1	3	1	0	0	2	1	9	30	9	2	.188
Feb. 14	Washington State [DH-2]	30	14	13	14	6	1	1	8	0	1	0	3	0	0	1	5	21	7	0	.306
Feb. 15	Washington State	31	5	9	5	4	0	3	3	0	0	2	1	0	0	0	8	27	7	0	.301
Feb. 17	Washington State	28	12	10	10	2	0	1	11	0	1	1	2	0	0	0	6	21	13	0	.314
Feb. 21	vs. Kansas State	33	2	7	2	2	0	2	2	0	0	0	1	0	0	0	11	27	14	0	.292
Feb. 22	vs. #22 TCU	29	2	3	2	1	0	0	3	0	1	0	1	1	0	0	7	27	9	2	.262
Feb. 23	vs. Michigan	33	8	10	7	3	0	1	8	0	0	1	2	0	0	1	7	27	6	2	.269
Feb. 25	Grambling	29	14	14	13	2	0	2	10	0	1	0	3	0	2	0	3	21	11	0	.294
Feb. 28	Charlotte	36	11	11	11	3	0	2	4	0	0	0	2	0	0	0	9	27	9	0	.295
March 1	Charlotte	33	8	10	8	3	0	2	4	0	0	0	1	1	0	0	7	27	6	0	.296
March 2	Charlotte	34	4	13	3	2	0	0	3	0	0	2	0	1	1	0	8	27	6	0	.305
March 4	ULM	33	14	15	12	2	0	4	4	1	0	0	2	0	1	1	6	21	5	0	.318
March 5	ULM	28	15	9	14	2	0	4	13	0	1	0	2	0	0	1	2	21	6	0	.318
March 7	Portland	31	20	13	19	2	1	5	6	0	2	0	3	0	0	0	7	21	8	0	.325
March 8	Portland	29	10	10	10	2	0	4	2	0	2	1	1	1	0	0	4	21	5	0	.326
March 9	Portland	31	5	7	5	0	0	2	3	0	1	0	0	0	0	0	8	27	10	0	.320
March 11	UCA	31	9	6	9	0	0	3	7	0	1	0	2	0	0	1	9	27	7	0	.313
March 14	at #13 Ole Miss *	36	6	10	6	1	0	2	2	0	0	0	1	0	1	1	14	24	5	1	.310
March 15	at #13 Ole Miss *	40	12	15	11	1	0	5	2	0	0	0	2	1	2	0	13	27	8	1	.315
March 16	at #13 Ole Miss *	44	12	16	12	2	0	2	4	1	1	0	0	0	0	1	9	27	6	1	.318
March 18	Oral Roberts	28	4	8	3	0	0	0	7	0	1	0	3	0	1	3	2	27	7	0	.317
March 19	Oral Roberts	32	16	14	15	2	1	2	8	0	2	2	2	0	0	0	3	21	7	1	.322
March 21	South Carolina *	33	12	15	10	4	0	2	4	0	0	0	1	0	0	0	9	21	6	0	.328
March 22	South Carolina *	36	12	13	11	2	0	2	4	0	0	0	4	0	1	0	9	27	10	0	.329
March 23	South Carolina *	33	11	13	11	0	0	5	7	2	0	0	1	2	1	0	5	27	14	0	.332
March 25	Missouri State	44	13	16	13	5	0	1	4	1	1	0	2	1	0	1	13	30	7	2	.334
March 28	at #14 Vanderbilt *	35	9	9	9	2	1	3	9	0	1	0	0	0	0	1	10	27	9	0	.331
March 29	at #14 Vanderbilt *	39	6	9	6	0	0	2	3	0	1	0	1	2	0	1	8	30	8	1	.327
March 30	at #14 Vanderbilt *	35	7	9	6	2	0	3	3	0	1	0	0	0	0	0	12	27	7	0	.324
April 1	vs. Grambling	29	7	7	6	0	1	0	6	0	2	0	3	1	1	0	8	27	11	2	.322
April 5	Missouri *	33	21	14	20	2	0	2	14	0	1	0	4	0	0	0	10	21	4	0	.325
April 6	Missouri * [DH-1]	33	14	16	14	3	0	2	6	0	0	0	2	0	1	0	9	21	7	2	.330
April 6	Missouri * [DH-2]	32	16	16	16	4	0	3	9	0	1	0	0	0	1	1	4	21	6	0	.335
April 8	Arkansas State	33	7	11	7	2	0	2	5	0	3	2	0	0	0	0	13	27	11	1	.335
April 11	at #7 Georgia *	38	13	12	11	4	1	1	6	0	0	1	2	0	0	0	12	27	6	0	.334
April 12	at #7 Georgia *	38	6	11	5	3	0	2	4	0	0	0	1	0	0	0	13	24	2	0	.333
April 13	at #7 Georgia *	44	6	7	5	1	0	3	3	0	0	0	0	1	0	0	15	35	10	1	.327
April 15	UAPB	40	13	18	13	3	0	4	3	0	1	0	0	0	1	0	3	24	10	2	.330
April 17	Texas A&M *	35	4	9	4	2	0	1	2	0	0	0	0	0	0	1	6	27	10	2	.329
April 18	Texas A&M * [DH-1]	33	11	12	11	2	0	3	2	0	0	0	2	0	2	1	6	27	6	0	.329
April 18	Texas A&M * [DH-2]	35	2	9	2	2	0	0	2	0	0	0	0	0	2	0	13	27	8	1	.328
April 22	Little Rock	26	10	11	7	3	1	1	4	0	1	0	2	0	2	0	6	21	6	0	.329
April 23	Little Rock	32	4	8	3	0	0	1	6	1	1	0	0	0	0	0	6	27	11	0	.328
April 25	at Florida *	33	4	6	4	1	0	3	2	0	0	0	0	0	0	0	16	24	4	1	.324
April 26	at Florida *	32	7	7	7	1	0	1	5	1	2	0	2	1	2	1	6	27	10	1	.322
April 27	at Florida *	33	5	7	4	2	0	0	6	0	0	0	3	0	0	0	9	24	6	1	.320
May 1	#1 Texas *	31	9	8	9	2	0	2	3	0	0	0	3	0	0	1	8	27	8	0	.319
May 2	#1 Texas *	30	6	6	6	1	0	1	9	0	0	0	5	0	0	0	5	27	5	1	.316
May 3	#1 Texas *	35	13	11	13	1	0	5	10	0	2	0	1	0	0	0	11	27	4	0	.316
May 9	at #3 LSU *	37	4	11	4	2	0	2	3	1	0	0	1	1	1	2	13	29	10	0	.316
May 10	at #3 LSU *	28	3	8	3	1	0	0	2	0	0	0	0	0	1	0	12	20	3	1	.315
May 11	at #3 LSU *	35	7	10	7	3	0	0	9	0	3	0	0	1	1	1	10	27	8	1	.315
May 15	#17 Tennessee *	40	7	15	7	3	0	0	5	0	1	0	1	0	0	1	8	27	8	1	.316
May 16	#17 Tennessee *	35	8	13	7	1	0	3	4	0	1	1	1	0	0	1	14	27	12	0	.317
May 17	#17 Tennessee *	31	8	7	7	1	0	2	9	0	2	1	0	0	0	0	12	27	6	0	.316
May 23	vs. #17 Ole Miss $	32	2	5	2	1	0	1	3	0	0	0	1	0	0	0	11	27	13	1	.313
May 30	North Dakota State %	30	6	9	6	2	0	1	3	0	1	0	0	1	2	0	5	27	8	0	.313
May 31	Creighton %	38	12	13	12	1	0	5	12	0	3	0	2	0	0	1	9	27	11	0	.313
June 1	Creighton %	29	8	9	8	1	1	4	4	0	0	1	2	1	0	2	3	27	4	0	.313
June 7	Tennessee !	32	4	10	3	0	0	1	2	0	2	0	1	0	0	2	7	27	11	1	.313
	Totals	**2008**	**523**	**629**	**492**	**112**	**8**	**121**	**317**	**9**	**49**	**15**	**82**	**17**	**29**	**29**	**506**	**1539**	**471**	**33**	**.313**

RECORD: 47-13 • **HOME:** 36-4 • **AWAY:** 8-7 • **NEUTRAL:** 3-2 • **SEC:** 20-10

Date	Opponent	IP	H	R	ER	BB	SO	2B	3B	HR	WP	BK	HBP	DP	IBB	Score	W	L	SV	ERA
Feb. 14	Washington State [DH-1]	10.0	6	2	1	1	10	0	0	1	1	0	1	2	0	3-2	1	0	0	0.90
Feb. 14	Washington State [DH-2]	7.0	5	2	2	1	9	1	0	0	0	0	1	2	0	14-2	2	0	0	1.59
Feb. 15	Washington State	9.0	6	2	2	1	10	3	1	0	2	0	0	0	0	5-2	3	0	1	1.73
Feb. 17	Washington State	7.0	6	2	2	2	8	2	0	0	0	0	0	1	0	12-2	4	0	1	1.91
Feb. 21	vs. Kansas State	9.0	8	3	3	4	3	2	0	0	1	0	0	2	0	2-3	4	1	1	2.14
Feb. 22	vs. #22 TCU	9.0	4	1	1	5	11	0	0	0	1	0	1	2	0	2-1	5	1	2	1.94
Feb. 23	vs. Michigan	9.0	11	6	3	5	13	1	0	2	3	0	2	2	0	8-6	6	1	3	2.10
Feb. 25	Grambling	7.0	4	3	3	3	7	1	0	0	1	0	1	1	0	14-3	7	1	3	2.28
Feb. 28	Charlotte	9.0	15	10	10	1	12	5	1	2	3	0	3	0	0	11-10	8	1	4	3.20
March 1	Charlotte	9.0	8	5	5	4	15	3	0	1	0	0	1	1	0	8-5	9	1	5	3.39
March 2	Charlotte	9.0	6	3	3	1	12	0	0	1	1	0	1	0	0	4-3	10	1	5	3.35
March 4	ULM	7.0	6	1	1	2	12	1	0	0	2	0	0	1	0	14-1	11	1	5	3.21
March 5	ULM	7.0	5	3	3	1	6	0	0	1	0	0	0	0	0	15-3	12	1	5	3.25
March 7	Portland	7.0	6	3	3	3	8	0	1	0	1	0	2	0	0	20-3	13	1	5	3.29
March 8	Portland	7.0	4	0	0	1	11	1	0	0	0	0	0	0	0	10-0	14	1	5	3.10
March 9	Portland	9.0	10	3	3	0	8	2	0	1	2	0	1	1	0	5-3	15	1	6	3.09
March 11	UCA	9.0	7	2	2	3	13	1	0	0	0	1	3	1	0	9-2	16	1	6	3.02
March 14	at #13 Ole Miss *	8.0	14	10	10	5	8	6	0	2	0	0	2	0	0	6-10	16	2	6	3.47
March 15	at #13 Ole Miss *	9.0	4	3	3	3	18	1	0	1	2	0	1	1	0	12-3	17	2	7	3.44
March 16	at #13 Ole Miss *	9.0	10	9	9	8	10	2	0	4	0	0	2	0	0	12-9	18	2	7	3.74
March 18	Oral Roberts	9.0	7	1	1	2	8	0	0	0	1	0	0	0	0	4-1	19	2	8	3.60
March 19	Oral Roberts	7.0	1	0	0	1	7	0	0	0	1	0	2	1	0	16-0	20	2	8	3.46
March 21	South Carolina *	7.0	6	2	2	1	7	3	0	0	1	0	0	0	0	12-2	21	2	8	3.43
March 22	South Carolina *	9.0	7	3	3	3	5	0	0	0	1	0	2	3	0	12-3	22	2	9	3.41
March 23	South Carolina *	9.0	10	4	4	3	6	2	0	2	0	0	2	2	0	11-4	23	2	9	3.43
March 25	Missouri State	10.0	14	14	12	6	19	3	0	4	2	0	0	0	0	13-14	23	3	9	3.77
March 28	at #14 Vanderbilt *	9.0	3	0	0	4	8	1	0	0	1	0	0	1	0	9-0	24	3	9	3.62
March 29	at #14 Vanderbilt *	10.0	9	4	4	2	12	1	0	0	2	0	0	0	0	6-4	25	3	9	3.62
March 30	at #14 Vanderbilt *	9.0	8	3	3	3	11	2	0	1	0	0	2	1	0	7-3	26	3	9	3.60
April 1	vs. Grambling	9.0	6	4	4	4	11	2	0	0	1	0	3	0	0	7-4	27	3	10	3.61
April 5	Missouri *	7.0	3	3	3	2	11	3	0	0	0	1	1	0	0	21-3	28	3	10	3.62
April 6	Missouri * [DH-1]	7.0	6	4	2	2	10	0	0	0	0	0	0	0	0	14-4	29	3	10	3.59
April 6	Missouri * [DH-2]	7.0	4	2	1	2	12	2	0	0	0	0	2	1	0	16-2	30	3	10	3.53
April 8	Arkansas State	9.0	7	3	3	3	7	2	0	0	1	0	0	0	0	7-3	31	3	10	3.52
April 11	at #7 Georgia *	9.0	5	3	3	4	11	2	0	1	0	1	0	0	0	13-3	32	3	10	3.50
April 12	at #7 Georgia *	8.0	12	7	7	2	15	2	0	2	1	0	0	0	0	6-7	32	4	10	3.62
April 13	at #7 Georgia *	11.2	7	7	6	1	17	4	0	3	0	0	3	1	0	6-7	32	5	10	3.66
April 15	UAPB	8.0	6	3	3	1	10	1	0	1	0	0	0	1	0	13-3	33	5	10	3.65
April 17	Texas A&M *	9.0	9	7	6	3	12	1	0	1	3	0	2	1	0	4-7	33	6	10	3.71
April 18	Texas A&M * [DH-1]	9.0	10	5	5	5	13	1	0	3	1	0	0	0	0	11-5	34	6	10	3.75
April 18	Texas A&M * [DH-2]	9.0	11	9	9	5	7	3	0	3	3	0	0	0	2	2-9	34	7	10	3.88
April 22	Little Rock	7.0	3	0	0	2	7	0	0	0	1	0	1	1	0	10-0	35	7	10	3.81
April 23	Little Rock	9.0	5	0	0	1	15	0	0	0	1	0	0	0	0	4-0	36	7	10	3.71
April 25	at Florida *	8.0	7	6	5	3	12	0	0	1	0	0	0	0	0	4-6	36	8	10	3.75
April 26	at Florida *	9.0	5	0	0	4	10	2	0	0	0	0	1	2	0	7-0	37	8	10	3.66
April 27	at Florida *	8.0	12	9	9	5	3	5	0	1	2	0	0	0	0	5-9	37	9	10	3.80
May 1	#1 Texas *	9.0	2	0	0	3	14	0	0	0	0	0	0	1	0	9-0	38	9	10	3.71
May 2	#1 Texas *	9.0	5	1	1	2	15	1	0	1	0	0	0	1	0	6-1	39	9	10	3.65
May 3	#1 Texas *	9.0	9	8	8	5	9	4	0	3	0	0	0	0	0	13-8	40	9	10	3.75
May 9	at #3 LSU *	9.2	9	5	5	2	12	2	0	1	1	0	1	1	0	4-5	40	10	10	3.77
May 10	at #3 LSU *	6.2	11	13	12	9	8	0	0	4	2	0	0	0	0	3-13	40	11	10	3.96
May 11	at #3 LSU *	9.0	10	4	4	3	15	1	0	2	2	0	2	1	0	7-4	41	11	11	3.96
May 15	#17 Tennessee *	9.0	15	10	10	7	11	0	0	4	1	0	0	1	0	7-10	41	12	11	4.08
May 16	#17 Tennessee *	9.0	14	6	6	2	6	5	0	1	0	0	1	1	0	8-6	42	12	12	4.12
May 17	#17 Tennessee *	9.0	9	4	4	4	14	1	0	1	0	0	0	0	0	8-4	43	12	13	4.12
May 23	vs. #17 Ole Miss $	9.0	10	5	1	3	13	1	0	1	0	0	0	1	0	2-5	43	13	13	4.06
May 30	North Dakota State %	9.0	9	2	2	4	11	1	0	1	0	0	0	1	1	6-2	44	13	13	4.02
May 31	Creighton %	9.0	5	1	1	3	10	1	0	0	0	0	1	0	0	12-1	45	13	13	3.96
June 1	Creighton %	9.0	5	3	3	0	20	0	0	1	0	0	1	0	0	8-3	46	13	14	3.95
June 7	Tennessee !	9.0	2	3	2	2	8	0	0	2	0	0	0	1	0	4-3	47	13	15	3.91
	Totals	**513.0**	**443**	**241**	**223**	**177**	**636**	**91**	**3**	**61**	**49**	**3**	**49**	**41**	**3**	**523-241**	**47**	**13**	**15**	**3.91**

1 ROCCO PEPPI

SEASON HIGHS

Category	High	Opponent (Last)	Date
Hits	2	3x (at #13 Ole Miss)	3/16/25
Runs	2	2x (ULM)	3/5/25
Doubles	1	2x (Charlotte)	2/28/25
Triples	--	--	--
Home Runs	--	--	--
RBI	4	Grambling	2/25/25
Walks	2	2x (ULM)	3/5/25
Stolen Bases	--	--	--

CAREER HIGHS

Category	High	Opponent (Last)	Date
Hits	4	3x (at Washington State)	4/28/24
Runs	4	3x (at New Mexico)	4/13/24
Doubles	2	2x (at Sacramento State)	3/12/24
Triples	--	--	--
Home Runs	2	2x (San Jose State)	4/20/24
RBI	5	Gonzaga	3/12/22
Walks	2	8x (ULM)	3/5/25
Stolen Bases	1	3x (at Washington State)	4/28/24

3 NOLAN SOUZA

SEASON HIGHS

Category	High	Opponent (Last)	Date
Hits	3	Missouri State	3/25/25
Runs	3	Oral Roberts	3/19/25
Doubles	1	5x (at #7 Georgia)	4/11/25
Triples	--	--	--
Home Runs	1	4x (Oral Roberts)	3/19/25
RBI	3	3x (Missouri)	4/5/25
Walks	3	South Carolina	3/23/25
Stolen Bases	3	Arkansas State	4/8/25

CAREER HIGHS

Category	High	Opponent (Last)	Date
Hits	3	4x (Missouri State)	3/25/25
Runs	3	Oral Roberts	3/19/25
Doubles	1	12x (at #7 Georgia)	4/11/25
Triples	--	--	--
Home Runs	2	Missouri	3/15/24
RBI	5	Ole Miss	4/6/24
Walks	3	2x (South Carolina)	3/23/25
Stolen Bases	3	Arkansas State	4/8/25

4 JUSTIN THOMAS JR.

SEASON HIGHS

Category	High	Opponent (Last)	Date
Hits	3	at #3 LSU	5/9/25
Runs	3	2x (Texas A&M [DH-1])	4/18/25
Doubles	1	5x (at #3 LSU)	5/11/25
Triples	1	Little Rock	4/22/25
Home Runs	2	Texas A&M [DH-1]	4/18/25
RBI	4	Missouri	4/5/25
Walks	3	Washington State	2/17/25
Stolen Bases	1	5x (at #3 LSU)	5/11/25

CAREER HIGHS

Category	High	Opponent (Last)	Date
Hits	3	at #3 LSU	5/9/25
Runs	3	2x (Texas A&M [DH-1])	4/18/25
Doubles	1	6x (at #3 LSU)	5/11/25
Triples	1	Little Rock	4/22/25
Home Runs	2	Texas A&M [DH-1]	4/18/25
RBI	4	Missouri	4/5/25
Walks	3	Washington State	2/17/25
Stolen Bases	1	8x (at #3 LSU)	5/11/25

5 KENDALL DIGGS

SEASON HIGHS

Category	High	Opponent (Last)	Date
Hits	1	10x (Texas A&M)	4/17/25
Runs	1	10x (at #3 LSU)	5/11/25
Doubles	1	2x (vs. Michigan)	2/23/25
Triples	1	Portland	3/7/25
Home Runs	1	2x (Portland)	3/8/25
RBI	2	2x (Portland)	3/8/25
Walks	1	7x (Little Rock)	4/23/25
Stolen Bases	1	2x (at #3 LSU)	5/11/25

CAREER HIGHS

Category	High	Opponent (Last)	Date
Hits	3	6x (Ole Miss)	4/6/24
Runs	3	4x (SEMO)	5/31/24
Doubles	2	5x (at #20 South Carolina)	4/20/24
Triples	1	3x (Portland)	3/7/25
Home Runs	1	24x (Portland)	3/8/25
RBI	5	at Mississippi State	5/6/23
Walks	3	2x (James Madison)	2/17/24
Stolen Bases	1	8x (at #3 LSU)	5/11/25

6 GABE FRASER

SEASON HIGHS

Category	High	Opponent (Last)	Date
Hits	2	3x (Little Rock)	4/22/25
Runs	2	at Florida	4/26/25
Doubles	1	at Florida	4/25/25
Triples	1	at #7 Georgia	4/11/25
Home Runs	1	Missouri State	3/25/25
RBI	4	Missouri State	3/25/25
Walks	2	at #7 Georgia	4/11/25
Stolen Bases	1	2x (Little Rock)	4/23/25

CAREER HIGHS

Category	High	Opponent (Last)	Date
Hits	2	3x (Little Rock)	4/22/25
Runs	1	at Florida	4/26/25
Doubles	1	at Florida	4/25/25
Triples	1	at #7 Georgia	4/11/25
Home Runs	1	Missouri State	3/25/25
RBI	4	Missouri State	3/25/25
Walks	2	at #7 Georgia	4/11/25
Stolen Bases	1	2x (Little Rock)	4/23/25

8 CAM KOZEAL

SEASON HIGHS

Category	High	Opponent (Last)	Date
Hits	4	Missouri	4/5/25
Runs	3	2x (Missouri [DH-2])	4/6/25
Doubles	2	2x (at #7 Georgia)	4/12/25
Triples	--	--	--
Home Runs	2	2x (Missouri [DH-2])	4/6/25
RBI	6	Missouri [DH-2]	4/6/25
Walks	2	Missouri [DH-1]	4/6/25
Stolen Bases	1	2x (at #14 Vanderbilt)	3/30/25

CAREER HIGHS

Category	High	Opponent (Last)	Date
Hits	4	3x (Missouri)	4/5/25
Runs	3	3x (Missouri [DH-2])	4/6/25
Doubles	2	2x (at #7 Georgia)	4/12/25
Triples	--	--	--
Home Runs	2	2x (Missouri [DH-2])	4/6/25
RBI	6	Missouri [DH-2]	4/6/25
Walks	2	2x (Missouri [DH-1])	4/6/25
Stolen Bases	1	3x (at #14 Vanderbilt)	3/30/25

9 WEHIWA ALOY

SEASON HIGHS

Category	High	Opponent (Last)	Date
Hits	4	2x (Missouri [DH-1])	4/6/25
Runs	5	Portland	3/7/25
Doubles	2	2x (South Carolina)	3/22/25
Triples	1	Oral Roberts	3/19/25
Home Runs	2	3x (Creighton)	5/31/25
RBI	5	2x (Creighton)	5/31/25
Walks	2	5x (Creighton)	5/31/25
Stolen Bases	2	vs. Grambling	4/1/25

CAREER HIGHS

Category	High	Opponent (Last)	Date
Hits	4	5x (Missouri [DH-1])	4/6/25
Runs	5	Portland	3/7/25
Doubles	2	4x (South Carolina)	3/22/25
Triples	1	6x (Oral Roberts)	3/19/25
Home Runs	2	3x (Creighton)	5/31/25
RBI	5	3x (Creighton)	5/31/25
Walks	3	#8 LSU	3/28/24
Stolen Bases	2	vs. Grambling	4/1/25



10 BRENT IREDALE

SEASON HIGHS

Category	High	Opponent (Last)	Date
Hits	3	2x (Portland)	3/7/25
Runs	4	Grambling	2/25/25
Doubles	1	10x (#1 Texas)	5/1/25
Triples	--	--	--
Home Runs	2	2x (Portland)	3/7/25
RBI	8	Portland	3/7/25
Walks	3	Grambling	2/25/25
Stolen Bases	1	8x (#16 Tennessee)	6/7/25

CAREER HIGHS

Category	High	Opponent (Last)	Date
Hits	3	2x (Portland)	3/7/25
Runs	4	Grambling	2/25/25
Doubles	1	10x (#1 Texas)	5/1/25
Triples	--	--	--
Home Runs	2	2x (Portland)	3/7/25
RBI	8	Portland	3/7/25
Walks	3	Grambling	2/25/25
Stolen Bases	1	8x (#16 Tennessee)	6/7/25

17 ZANE BECKER

SEASON HIGHS

Category	High	Opponent (Last)	Date
Hits	2	Washington State	2/15/25
Runs	1	5x (UAPB)	4/15/25
Doubles	2	Washington State	2/15/25
Triples	--	--	--
Home Runs	1	UAPB	4/15/25
RBI	3	Missouri State	3/25/25
Walks	1	5x (UAPB)	4/15/25
Stolen Bases	1	Oral Roberts	3/18/25

CAREER HIGHS

Category	High	Opponent (Last)	Date
Hits	2	Washington State	2/15/25
Runs	1	5x (UAPB)	4/15/25
Doubles	2	Washington State	2/15/25
Triples	--	--	--
Home Runs	1	UAPB	4/15/25
RBI	3	Missouri State	3/25/25
Walks	1	5x (UAPB)	4/15/25
Stolen Bases	1	Oral Roberts	3/18/25

18 REESE ROBINETT

SEASON HIGHS

Category	High	Opponent (Last)	Date
Hits	3	UAPB	4/15/25
Runs	2	2x (#17 Tennessee)	5/15/25
Doubles	3	UAPB	4/15/25
Triples	--	--	--
Home Runs	2	#1 Texas	5/3/25
RBI	6	#1 Texas	5/3/25
Walks	3	Creighton	5/31/25
Stolen Bases	1	Creighton	5/31/25

CAREER HIGHS

Category	High	Opponent (Last)	Date
Hits	3	UAPB	4/15/25
Runs	2	4x (#17 Tennessee)	5/15/25
Doubles	3	UAPB	4/15/25
Triples	--	--	--
Home Runs	2	#1 Texas	5/3/25
RBI	6	#1 Texas	5/3/25
Walks	3	Creighton	5/31/25
Stolen Bases	1	Creighton	5/31/25

22 LOGAN MAXWELL

SEASON HIGHS

Category	High	Opponent (Last)	Date
Hits	3	4x (#17 Tennessee)	5/15/25
Runs	3	4x (UAPB)	4/15/25
Doubles	1	3x (at #7 Georgia)	4/11/25
Triples	--	--	--
Home Runs	2	Creighton	6/1/25
RBI	3	Creighton	6/1/25
Walks	3	Missouri	4/5/25
Stolen Bases	--	--	--

CAREER HIGHS

Category	High	Opponent (Last)	Date
Hits	5	at Baylor	5/4/24
Runs	3	7x (UAPB)	4/15/25
Doubles	2	5x (Houston)	3/28/24
Triples	1	4x (Texas Tech)	4/13/24
Home Runs	2	Creighton	6/1/25
RBI	5	UTRGV	5/2/23
Walks	3	3x (Missouri)	4/5/25
Stolen Bases	2	Army	3/13/22

24 CHARLES DAVALAN

SEASON HIGHS

Category	High	Opponent (Last)	Date
Hits	4	2x (South Carolina)	3/21/25
Runs	4	ULM	3/5/25
Doubles	1	12x (vs. #17 Ole Miss)	5/23/25
Triples	1	2x (Creighton)	6/1/25
Home Runs	2	2x (Missouri [DH-1])	4/6/25
RBI	7	Missouri [DH-1]	4/6/25
Walks	2	8x (Creighton)	5/31/25
Stolen Bases	1	9x (#16 Tennessee)	6/7/25

CAREER HIGHS

Category	High	Opponent (Last)	Date
Hits	4	2x (South Carolina)	3/21/25
Runs	4	3x (ULM)	3/5/25
Doubles	3	Lipscomb	4/26/24
Triples	1	4x (Creighton)	6/1/25
Home Runs	2	2x (Missouri [DH-1])	4/6/25
RBI	7	Missouri [DH-1]	4/6/25
Walks	3	at UCF	4/23/24
Stolen Bases	2	Xavier	3/3/24

25 KUHIO ALOY

SEASON HIGHS

Category	High	Opponent (Last)	Date
Hits	4	2x (UAPB)	4/15/25
Runs	3	2x (UAPB)	4/15/25
Doubles	2	Missouri [DH-2]	4/6/25
Triples	--	--	--
Home Runs	1	13x (at #3 LSU)	5/9/25
RBI	6	ULM	3/4/25
Walks	2	4x (at #3 LSU)	5/11/25
Stolen Bases	--	--	--

CAREER HIGHS

Category	High	Opponent (Last)	Date
Hits	4	2x (UAPB)	4/15/25
Runs	3	2x (UAPB)	4/15/25
Doubles	2	2x (Missouri [DH-2])	4/6/25
Triples	1	at UC Davis	2/22/24
Home Runs	1	21x (at #3 LSU)	5/9/25
RBI	6	ULM	3/4/25
Walks	2	6x (at #3 LSU)	5/11/25
Stolen Bases	--	--	--

27 RYDER HELFRICK

SEASON HIGHS

Category	High	Opponent (Last)	Date
Hits	3	3x (Creighton)	5/31/25
Runs	2	11x (at #3 LSU)	5/11/25
Doubles	2	at #3 LSU	5/11/25
Triples	1	2x (at #14 Vanderbilt)	3/28/25
Home Runs	2	3x (Creighton)	5/31/25
RBI	5	#17 Tennessee	5/17/25
Walks	2	9x (Creighton)	5/31/25
Stolen Bases	1	2x (North Dakota State)	5/30/25

CAREER HIGHS

Category	High	Opponent (Last)	Date
Hits	3	3x (Creighton)	5/31/25
Runs	3	James Madison	2/17/24
Doubles	2	at #3 LSU	5/11/25
Triples	1	2x (at #14 Vanderbilt)	3/28/25
Home Runs	2	3x (Creighton)	5/31/25
RBI	5	#17 Tennessee	5/17/25
Walks	2	10x (Creighton)	5/31/25
Stolen Bases	1	3x (North Dakota State)	5/30/25

28 CARSON BOLES

SEASON HIGHS

Category	High	Opponent (Last)	Date
Hits	2	2x (Arkansas State)	4/8/25
Runs	2	4x (#1 Texas)	5/1/25
Doubles	1	5x (#1 Texas)	5/3/25
Triples	--	--	--
Home Runs	1	2x (#1 Texas)	5/1/25
RBI	3	2x (Missouri [DH-2])	4/6/25
Walks	2	4x (#1 Texas)	5/2/25
Stolen Bases	--	--	--

CAREER HIGHS

Category	High	Opponent (Last)	Date
Hits	2	2x (Arkansas State)	4/8/25
Runs	2	4x (#1 Texas)	5/1/25
Doubles	1	5x (#1 Texas)	5/3/25
Triples	--	--	--
Home Runs	1	2x (#1 Texas)	5/1/25
RBI	3	2x (Missouri [DH-2])	4/6/25
Walks	2	4x (#1 Texas)	5/2/25
Stolen Bases	--	--	--

42 MICHAEL ANDERSON

SEASON HIGHS

Category	High	Opponent (Last)	Date
Hits	--	--	--
Runs	--	--	--
Doubles	--	--	--
Triples	--	--	--
Home Runs	--	--	--
RBI	--	--	--
Walks	1	vs. Grambling	4/1/25
Stolen Bases	--	--	--

CAREER HIGHS

Category	High	Opponent (Last)	Date
Hits	5	Stonehill	3/20/24
Runs	3	Stonehill	3/20/24
Doubles	2	Stonehill	3/20/24
Triples	1	2x (Stonehill)	3/20/24
Home Runs	2	3x (at Davidson)	5/3/24
RBI	12	Stonehill	3/20/24
Walks	3	at George Washington	4/19/24
Stolen Bases	1	at Stonehill	4/24/24

13 STEELE EAVES

SEASON HIGHS

Category	High	Opponent (Last)	Date
Innings	2.0	Little Rock	4/23/25
Longest Start	--	--	--
Shortest Start	--	--	--
Longest Relief	2.0	Little Rock	4/23/25
Hits	4	Portland	3/7/25
Runs	1	2x (Portland)	3/7/25
Earned Runs	1	2x (Portland)	3/7/25
Walks	1	2x (at #3 LSU)	5/10/25
Strikeouts	2	2x (Missouri [DH-2])	4/6/25

CAREER HIGHS

Category	High	Opponent (Last)	Date
Innings	2.0	Little Rock	4/23/25
Longest Start	--	--	--
Shortest Start	--	--	--
Longest Relief	2.0	Little Rock	4/23/25
Hits	4	Portland	3/7/25
Runs	1	2x (Portland)	3/7/25
Earned Runs	1	2x (Portland)	3/7/25
Walks	1	2x (at #3 LSU)	5/10/25
Strikeouts	2	2x (Missouri [DH-2])	4/6/25

14 GAGE WOOD

SEASON HIGHS

Category	High	Opponent (Last)	Date
Innings	6.0	Creighton	6/1/25
Longest Start	6.0	Creighton	6/1/25
Shortest Start	0.1	Texas A&M [DH-1]	4/18/25
Longest Relief	--	--	--
Hits	7	#17 Tennessee	5/17/25
Runs	4	at #3 LSU	5/10/25
Earned Runs	4	at #3 LSU	5/10/25
Walks	2	at #3 LSU	5/10/25
Strikeouts	13	Creighton	6/1/25

CAREER HIGHS

Category	High	Opponent (Last)	Date
Innings	6.0	Creighton	6/1/25
Longest Start	6.0	Creighton	6/1/25
Shortest Start	0.1	Texas A&M [DH-1]	4/18/25
Longest Relief	4.1	at #8 Kentucky	5/4/24
Hits	7	2x (#17 Tennessee)	5/17/25
Runs	5	at #12 Vanderbilt	5/19/23
Earned Runs	5	at #12 Vanderbilt	5/19/23
Walks	3	at Mississippi State	5/5/23
Strikeouts	13	Creighton	6/1/25

16 AIDEN JIMENEZ

SEASON HIGHS

Category	High	Opponent (Last)	Date
Innings	4.1	South Carolina	3/22/25
Longest Start	2.1	#17 Tennessee	5/16/25
Shortest Start	3.2	North Dakota State	5/30/25
Longest Relief	4.1	South Carolina	3/22/25
Hits	7	#17 Tennessee	5/16/25
Runs	4	#17 Tennessee	5/16/25
Earned Runs	4	#17 Tennessee	5/16/25
Walks	4	North Dakota State	5/30/25
Strikeouts	6	at #13 Ole Miss	3/15/25

CAREER HIGHS

Category	High	Opponent (Last)	Date
Innings	6.0	vs. Sam Houston	6/4/23
Longest Start	2.1	#17 Tennessee	5/16/25
Shortest Start	2.0	Portland	5/16/23
Longest Relief	6.0	vs. Sam Houston	6/4/23
Hits	7	#17 Tennessee	5/16/25
Runs	5	Portland	5/16/23
Earned Runs	5	Portland	5/16/23
Walks	4	North Dakota State	5/30/25
Strikeouts	6	2x (at #13 Ole Miss)	3/15/25

20 GABE GAECKLE

SEASON HIGHS

Category	High	Opponent (Last)	Date
Innings	5.2	3x (Texas A&M [DH-1])	4/18/25
Longest Start	5.2	2x (at #14 Vanderbilt)	3/29/25
Shortest Start	1.2	South Carolina	3/22/25
Longest Relief	5.2	Texas A&M [DH-1]	4/18/25
Hits	10	Charlotte	2/28/25
Runs	9	Charlotte	2/28/25
Earned Runs	9	Charlotte	2/28/25
Walks	4	2x (at Florida)	4/26/25
Strikeouts	8	2x (Texas A&M [DH-1])	4/18/25

CAREER HIGHS

Category	High	Opponent (Last)	Date
Innings	5.2	3x (Texas A&M [DH-1])	4/18/25
Longest Start	5.2	2x (at #14 Vanderbilt)	3/29/25
Shortest Start	1.2	South Carolina	3/22/25
Longest Relief	5.2	Texas A&M [DH-1]	4/18/25
Hits	10	Charlotte	2/28/25
Runs	9	Charlotte	2/28/25
Earned Runs	9	Charlotte	2/28/25
Walks	4	2x (at Florida)	4/26/25
Strikeouts	8	2x (Texas A&M [DH-1])	4/18/25

26 TATE McGUIRE

SEASON HIGHS

Category	High	Opponent (Last)	Date
Innings	5.0	Little Rock	4/22/25
Longest Start	5.0	Little Rock	4/22/25
Shortest Start	3.0	Arkansas State	4/8/25
Longest Relief	3.0	Oral Roberts	3/19/25
Hits	5	Arkansas State	4/8/25
Runs	3	2x (at #3 LSU)	5/10/25
Earned Runs	3	2x (at #3 LSU)	5/10/25
Walks	2	2x (Little Rock)	4/22/25
Strikeouts	5	UAPB	4/15/25

CAREER HIGHS

Category	High	Opponent (Last)	Date
Innings	5.0	Little Rock	4/22/25
Longest Start	5.0	Little Rock	4/22/25
Shortest Start	3.0	Arkansas State	4/8/25
Longest Relief	3.0	Oral Roberts	3/19/25
Hits	5	Arkansas State	4/8/25
Runs	3	2x (at #3 LSU)	5/10/25
Earned Runs	3	2x (at #3 LSU)	5/10/25
Walks	2	3x (Little Rock)	4/22/25
Strikeouts	5	UAPB	4/15/25

29 COLE GIBLER

SEASON HIGHS

Category	High	Opponent (Last)	Date
Innings	3.1	#17 Tennessee	5/16/25
Longest Start	--	--	--
Shortest Start	--	--	--
Longest Relief	3.1	#17 Tennessee	5/16/25
Hits	4	Oral Roberts	3/18/25
Runs	3	Missouri State	3/25/25
Earned Runs	3	Missouri State	3/25/25
Walks	1	9x (#17 Tennessee)	5/16/25
Strikeouts	7	Missouri State	3/25/25

CAREER HIGHS

Category	High	Opponent (Last)	Date
Innings	3.1	#17 Tennessee	5/16/25
Longest Start	--	--	--
Shortest Start	--	--	--
Longest Relief	2.1	Missouri State	3/25/25
Hits	4	Oral Roberts	3/18/25
Runs	3	Missouri State	3/25/25
Earned Runs	3	Missouri State	3/25/25
Walks	1	9x (#17 Tennessee)	5/16/25
Strikeouts	7	Missouri State	3/25/25

31 DYLAN CARTER

SEASON HIGHS

Category	High	Opponent (Last)	Date
Innings	4.0	Texas A&M	4/17/25
Longest Start	--	--	--
Shortest Start	--	--	--
Longest Relief	4.0	Texas A&M	4/17/25
Hits	3	2x (vs. Grambling)	4/1/25
Runs	2	3x (at Florida)	4/27/25
Earned Runs	2	3x (at Florida)	4/27/25
Walks	2	at Florida	4/27/25
Strikeouts	4	Texas A&M	4/17/25

CAREER HIGHS

Category	High	Opponent (Last)	Date
Innings	4.2	#16 Tennessee	4/16/23
Longest Start	--	--	--
Shortest Start	--	--	--
Longest Relief	4.2	#16 Tennessee	4/16/23
Hits	6	#16 Tennessee	4/16/23
Runs	6	at #1 LSU	3/25/23
Earned Runs	5	at #1 LSU	3/25/23
Walks	3	at #1 LSU	3/25/23
Strikeouts	4	Texas A&M	4/17/25

32 HUNTER DIETZ

SEASON HIGHS

Category	High	Opponent (Last)	Date
Innings	0.2	at #3 LSU	5/10/25
Longest Start	--	--	--
Shortest Start	--	--	--
Longest Relief	0.2	at #3 LSU	5/10/25
Hits	3	#17 Tennessee	5/15/25
Runs	3	#17 Tennessee	5/15/25
Earned Runs	3	#17 Tennessee	5/15/25
Walks	0	at #3 LSU	5/10/25
Strikeouts	2	at #3 LSU	5/10/25

CAREER HIGHS

Category	High	Opponent (Last)	Date
Innings	0.2	2x (at #3 LSU)	5/10/25
Longest Start	--	--	--
Shortest Start	--	--	--
Longest Relief	0.2	2x (at #3 LSU)	5/10/25
Hits	3	#17 Tennessee	5/15/25
Runs	3	#17 Tennessee	5/15/25
Earned Runs	3	#17 Tennessee	5/15/25
Walks	1	2x (San Jose State)	4/9/24
Strikeouts	2	at #3 LSU	5/10/25

33 ZACH ROOT

SEASON HIGHS

Category	High	Opponent (Last)	Date
Innings	8.0	#1 Texas	5/1/25
Longest Start	8.0	#1 Texas	5/1/25
Shortest Start	3.0	at #13 Ole Miss	3/14/25
Longest Relief	--	--	--
Hits	10	at #13 Ole Miss	3/14/25
Runs	7	at #13 Ole Miss	3/14/25
Earned Runs	7	at #13 Ole Miss	3/14/25
Walks	3	3x (Texas A&M)	4/17/25
Strikeouts	11	#1 Texas	5/1/25

CAREER HIGHS

Category	High	Opponent (Last)	Date
Innings	8.0	#1 Texas	5/1/25
Longest Start	8.0	#1 Texas	5/1/25
Shortest Start	3.0	2x (at #13 Ole Miss)	3/14/25
Longest Relief	5.0	at Elon	3/28/23
Hits	10	at #13 Ole Miss	3/14/25
Runs	7	2x (at #13 Ole Miss)	3/14/25
Earned Runs	7	at #13 Ole Miss	3/14/25
Walks	5	Charlotte	4/13/24
Strikeouts	11	#1 Texas	5/1/25

35 LANDON BEIDELSCHIES

SEASON HIGHS

Category	High	Opponent (Last)	Date
Innings	6.1	Charlotte	3/2/25
Longest Start	6.1	Charlotte	3/2/25
Shortest Start	2.0	2x (at #3 LSU)	5/11/25
Longest Relief	2.2	vs. #22 TCU	2/22/25
Hits	8	Portland	3/9/25
Runs	4	3x (#1 Texas)	5/3/25
Earned Runs	4	3x (#1 Texas)	5/3/25
Walks	3	#17 Tennessee	5/17/25
Strikeouts	7	3x (Missouri [DH-2])	4/6/25

CAREER HIGHS

Category	High	Opponent (Last)	Date
Innings	7.0	3x (at Rutgers)	5/16/24
Longest Start	7.0	3x (at Rutgers)	5/16/24
Shortest Start	2.0	2x (at #3 LSU)	5/11/25
Longest Relief	2.2	vs. #22 TCU	2/22/25
Hits	9	Michigan State	4/26/24
Runs	6	Michigan State	4/26/24
Earned Runs	6	Michigan State	4/26/24
Walks	4	2x (Michigan)	4/19/24
Strikeouts	12	at West Virigina	3/15/24

36 PARKER COIL

SEASON HIGHS

Category	High	Opponent (Last)	Date
Innings	3.1	North Dakota State	5/30/25
Longest Start	--	--	--
Shortest Start	--	--	--
Longest Relief	3.1	North Dakota State	5/30/25
Hits	3	4x (North Dakota State)	5/30/25
Runs	2	2x (#17 Tennessee)	5/16/25
Earned Runs	2	#17 Tennessee	5/16/25
Walks	1	2x (South Carolina)	3/23/25
Strikeouts	4	3x (North Dakota State)	5/30/25

CAREER HIGHS

Category	High	Opponent (Last)	Date
Innings	3.2	Army	3/7/23
Longest Start	3.2	Army	3/7/23
Shortest Start	2.0	vs. Lipscomb	5/2/23
Longest Relief	3.1	2x (North Dakota State)	5/30/25
Hits	6	Army	3/7/23
Runs	4	2x (James Madison)	2/17/24
Earned Runs	4	2x (James Madison)	2/17/24
Walks	3	vs. #15 TCU	2/18/23
Strikeouts	4	4x (North Dakota State)	5/30/25



38 COLIN FISHER

SEASON HIGHS

Category	High	Opponent (Last)	Date
Innings	3.0	3x (Missouri State)	3/25/25
Longest Start	3.0	3x (Missouri State)	3/25/25
Shortest Start	2.0	2x (Little Rock)	4/23/25
Longest Relief	2.0	2x (UAPB)	4/15/25
Hits	3	2x (at #13 Ole Miss)	3/16/25
Runs	3	3x (at #3 LSU)	5/10/25
Earned Runs	3	3x (at #3 LSU)	5/10/25
Walks	3	2x (at #3 LSU)	5/10/25
Strikeouts	6	2x (Missouri State)	3/25/25

CAREER HIGHS

Category	High	Opponent (Last)	Date
Innings	5.0	James Madison	2/19/24
Longest Start	5.0	James Madison	2/19/24
Shortest Start	1.0	Grambling	2/27/24
Longest Relief	2.2	at #23 Auburn	3/24/23
Hits	6	Texas Tech	4/17/24
Runs	3	4x (at #3 LSU)	5/10/25
Earned Runs	3	4x (at #3 LSU)	5/10/25
Walks	3	3x (at #3 LSU)	5/10/25
Strikeouts	6	3x (Missouri State)	3/25/25

40 BEN BYBEE

SEASON HIGHS

Category	High	Opponent (Last)	Date
Innings	4.0	3x (at #14 Vanderbilt)	3/30/25
Longest Start	4.0	2x (Oral Roberts)	3/18/25
Shortest Start	3.0	Grambling	2/25/25
Longest Relief	4.0	at #14 Vanderbilt	3/30/25
Hits	5	2x (at #7 Georgia)	4/12/25
Runs	3	3x (#1 Texas)	5/3/25
Earned Runs	3	2x (#1 Texas)	5/3/25
Walks	2	5x (Creighton)	5/31/25
Strikeouts	7	at #14 Vanderbilt	3/30/25

CAREER HIGHS

Category	High	Opponent (Last)	Date
Innings	5.0	2x (San Jose State)	4/9/24
Longest Start	5.0	2x (San Jose State)	4/9/24
Shortest Start	0.2	Alabama	4/2/23
Longest Relief	4.0	at #14 Vanderbilt	3/30/25
Hits	6	2x (Texas Tech)	4/16/24
Runs	6	Texas Tech	4/16/24
Earned Runs	6	Texas Tech	4/16/24
Walks	4	2x (#14 Mississippi State)	5/11/24
Strikeouts	7	at #14 Vanderbilt	3/30/25

41 WILL McENTIRE

SEASON HIGHS

Category	High	Opponent (Last)	Date
Innings	3.2	#17 Tennessee	5/17/25
Longest Start	--	--	--
Shortest Start	--	--	--
Longest Relief	3.2	#17 Tennessee	5/17/25
Hits	3	Missouri State	3/25/25
Runs	3	Missouri State	3/25/25
Earned Runs	2	2x (Missouri State)	3/25/25
Walks	1	3x (#1 Texas)	5/1/25
Strikeouts	5	at #13 Ole Miss	3/16/25

CAREER HIGHS

Category	High	Opponent (Last)	Date
Innings	9.0	Louisiana Tech	3/11/23
Longest Start	9.0	Louisiana Tech	3/11/23
Shortest Start	1.1	2x (at #5 Texas A&M)	5/18/24
Longest Relief	6.0	#6 South Carolina	5/13/23
Hits	9	at #1 LSU	3/25/23
Runs	7	at #1 LSU	3/25/23
Earned Runs	7	at #1 LSU	3/25/23
Walks	4	2x (at #6 Oklahoma State)	6/5/22
Strikeouts	9	2x (#6 South Carolina)	5/13/23

44 CARSON WIGGINS

SEASON HIGHS

Category	High	Opponent (Last)	Date
Innings	2.0	2x (at #7 Georgia)	4/13/25
Longest Start	--	--	--
Shortest Start	--	--	--
Longest Relief	2.0	2x (at #7 Georgia)	4/13/25
Hits	1	7x (at Florida)	4/27/25
Runs	1	6x (at Florida)	4/27/25
Earned Runs	1	5x (at Florida)	4/27/25
Walks	3	at #13 Ole Miss	3/16/25
Strikeouts	4	at #7 Georgia	4/13/25

CAREER HIGHS

Category	High	Opponent (Last)	Date
Innings	2.0	2x (at #7 Georgia)	4/13/25
Longest Start	--	--	--
Shortest Start	--	--	--
Longest Relief	2.0	2x (at #7 Georgia)	4/13/25
Hits	1	7x (at Florida)	4/27/25
Runs	1	6x (at Florida)	4/27/25
Earned Runs	1	5x (at Florida)	4/27/25
Walks	3	at #13 Ole Miss	3/16/25
Strikeouts	4	at #7 Georgia	4/13/25



46 CHRISTIAN FOUTCH

SEASON HIGHS

Category	High	Opponent (Last)	Date
Innings	2.0	2x (#17 Tennessee)	5/16/25
Longest Start	--	--	--
Shortest Start	--	--	--
Longest Relief	2.0	Washington State [DH-1]	2/14/25
Hits	2	2x (Charlotte)	3/2/25
Runs	2	3x (Texas A&M [DH-2])	4/18/25
Earned Runs	2	3x (Texas A&M [DH-2])	4/18/25
Walks	2	2x (#1 Texas)	5/3/25
Strikeouts	5	at #7 Georgia	4/12/25

CAREER HIGHS

Category	High	Opponent (Last)	Date
Innings	2.0	6x (#17 Tennessee)	5/16/25
Longest Start	--	--	--
Shortest Start	--	--	--
Longest Relief	2.0	5x (Washington State [DH-1])	2/14/25
Hits	6	Little Rock	4/12/23
Runs	4	Little Rock	4/12/23
Earned Runs	4	Little Rock	4/12/23
Walks	2	7x (#1 Texas)	5/3/25
Strikeouts	5	at #7 Georgia	4/12/25

||| OVERALL STATISTICS

Record: 47-13 Home: 36-4 Away: 8-7 Neutral: 3-2 SEC: 20-10

Player	avg	gp-gs	ab	r	h	2b	3b	hr	rbi	tb	slg%	bb	hp	so	gdp	ob%	sf	sh	sb-att	po	a	e	fld%
24 Charles Davalan	.353	60-59	249	66	88	12	2	13	57	143	.574	32	7	24	0	.438	2	3	9-12	96	4	0	1.000
22 Logan Maxwell	.352	46-44	159	44	56	3	0	12	31	95	.597	26	8	32	3	.457	4	2	0-1	49	1	0	1.000
9 Wehiwa Aloy	.350	60-60	246	77	86	18	1	20	64	166	.675	30	9	59	5	.434	3	0	8-11	69	136	5	.976
8 Cam Kozeal	.341	55-50	214	46	73	18	0	15	62	136	.636	16	2	47	5	.389	2	2	2-3	228	53	5	.983
25 Kuhio Aloy	.333	56-55	225	51	75	15	0	13	69	129	.573	29	5	71	4	.419	1	0	0-0	0	0	1	.000
27 Ryder Helfrick	.329	56-51	170	46	56	10	2	14	36	112	.659	32	7	47	2	.450	2	4	2-4	529	24	3	.995
10 Brent Iredale	.289	60-59	190	58	55	10	0	13	56	104	.547	43	21	62	3	.456	7	0	8-9	30	113	6	.960
4 Justin Thomas Jr.	.284	57-49	148	45	42	5	1	9	34	76	.514	32	8	47	2	.429	3	3	5-8	102	2	2	.981
---																							
28 Carson Boles	.310	29-15	58	18	18	5	0	2	16	29	.500	19	1	16	1	.475	2	0	0-0	26	0	1	.963
18 Reese Robinett	.278	27-13	54	12	15	3	0	2	11	24	.444	15	1	18	1	.443	0	1	1-1	120	6	1	.992
17 Zane Becker	.258	20-9	31	5	8	3	0	1	6	14	.452	5	4	9	0	.425	0	1	1-1	106	3	0	1.000
3 Nolan Souza	.250	32-28	96	24	24	5	0	4	22	41	.427	19	0	30	0	.374	0	0	9-9	36	48	2	.977
6 Gabe Fraser	.250	28-13	52	14	13	1	1	1	12	19	.365	6	2	11	0	.339	2	0	2-2	14	24	2	.950
1 Rocco Peppi	.217	19-16	46	7	10	2	0	0	9	12	.261	5	5	10	1	.351	1	0	0-0	74	10	1	.988
5 Kendall Diggs	.161	37-17	62	10	10	2	1	2	7	20	.323	7	2	20	2	.268	0	1	2-3	30	0	1	.968
42 Michael Anderson	.000	4-2	8	0	0	0	0	0	0	0	.000	1	0	3	0	.111	0	0	0-0	9	0	0	1.000
Totals	.313	60	2008	523	629	112	8	121	492	1120	.558	317	82	506	29	.422	29	17	49-64	1539	471	33	.984
Opponents	.231	60	1918	241	443	91	3	61	225	723	.377	177	49	636	30	.310	11	16	45-55	1454	474	59	.970

LOB - Team (480), Opp (391). DPs turned - Team (41), Opp (30). CI - Team (0), Opp (4). IBB - Team (9), Maxwell 3, K. Aloy 2, W. Aloy 1, Davalan 1, Diggs 1, Kozeal 1, Opp (3). Picked off - W. Aloy 2, Boles 1, Thomas Jr. 1, K. Aloy 1, Fraser 1.

(All games Sorted by Earned run avg)

Player	era	w-l	app	gs	cg	sho	sv	ip	h	r	er	bb	so	2b	3b	hr	b/avg	wp	hp	bk	sfa	sha
33 Zach Root	3.59	8-5	17	17	1	0/3	0	92.2	77	44	37	31	119	22	0	7	.221	5	8	2	1	2
20 Gabe Gaeckle	4.76	4-2	17	9	0	0/1	2	62.1	56	35	33	28	78	7	2	6	.237	8	5	0	1	2
35 Landon Beidelschie	4.92	4-0	15	12	0	0/0	0	56.2	56	32	31	19	61	15	0	14	.263	4	6	0	0	4
---																						
36 Parker Coil	1.33	3-0	13	0	0	0/0	1	20.1	20	5	3	2	22	4	0	2	.250	0	1	0	1	0
13 Steele Eaves	1.86	1-0	8	0	0	0/2	0	9.2	9	2	2	2	10	0	0	0	.237	1	2	0	0	0
31 Dylan Carter	2.18	6-0	22	0	0	0/3	0	33.0	23	8	8	12	36	5	0	3	.202	8	5	0	1	1
41 Will McEntire	2.59	1-0	16	0	0	0/2	2	24.1	14	8	7	3	28	4	0	4	.163	1	1	0	0	1
44 Carson Wiggins	3.21	1-1	14	0	0	0/1	3	14.0	7	6	5	9	20	2	0	0	.152	6	1	0	2	1
46 Christian Foutch	3.48	1-0	19	0	0	0/1	4	20.2	12	9	8	10	27	1	0	2	.169	2	7	0	0	1
16 Aiden Jimenez	3.52	4-1	19	2	0	0/2	1	38.1	39	15	15	11	37	8	0	2	.269	1	2	0	1	1
29 Cole Gibler	3.60	2-1	17	0	0	0/1	1	25.0	21	10	10	9	49	3	0	3	.219	4	3	0	0	0
40 Ben Bybee	4.38	3-0	18	3	0	0/1	0	37.0	38	20	18	15	42	5	0	6	.262	0	1	1	1	0
26 Tate McGuire	4.55	3-2	14	4	0	0/2	1	27.2	23	14	14	9	24	5	0	4	.225	2	3	0	1	0
38 Colin Fisher	4.62	3-0	16	5	0	0/3	0	25.1	20	13	13	12	31	6	0	2	.220	4	2	0	1	2
14 Gage Wood	5.33	3-1	8	8	0	0/1	0	25.1	24	16	15	5	50	4	1	5	.240	2	2	0	1	0
32 Hunter Dietz	54.00	0-0	2	0	0	0/0	0	0.2	4	4	4	0	2	0	0	1	.667	1	0	0	0	1
Totals	3.91	47-13	60	60	1	7/7	15	513.0	443	241	223	177	636	91	3	61	.231	49	49	3	11	16
Opponents	8.80	13-47	60	60	0	0/0	5	484.2	629	523	474	317	506	112	8	121	.313	48	82	6	29	17

PB - Team (6), Helfrick 5, Becker 1, Opp (7). Pickoffs - Team (6), Carter 2, Root 1, McGuire 1, Gaeckle 1, Helfrick 1, Opp (6). SBA/ATT - Helfrick (35-44), Beidelschies (7-11), Becker (10-10), Gaeckle (7-9), Fisher (5-6), McGuire (5-5), Bybee (4-4), Foutch (4-4), Coil (2-3), Root (3-3), Jimenez (1-2), McEntire (1-2), Wiggins (2-2), Carter (1-1), Gibler (1-1), Wood (1-1), Eaves (1-1).

Record: 20-10 Home: 12-3 Away: 8-7 SEC: 20-10

Player	avg	gp-gs	ab	r	h	2b	3b	hr	rbi	tb	slg%	bb	hp	so	gdp	ob%	sf	sh	sb-att	po	a	e	fld%
22 Logan Maxwell	.358	24-22	81	22	29	3	0	7	16	53	.654	12	6	19	2	.465	2	1	0-0	29	0	0	1.000
24 Charles Davalan	.338	30-30	136	29	46	8	0	9	33	81	.596	15	2	20	0	.409	1	2	4-5	47	3	0	1.000
27 Ryder Helfrick	.337	30-30	104	29	35	8	1	7	21	66	.635	18	4	27	1	.449	1	3	1-1	317	11	1	.997
8 Cam Kozeal	.333	30-28	123	28	41	9	0	9	41	77	.626	10	1	31	1	.385	1	1	1-1	121	28	4	.974
9 Wehiwa Aloy	.326	30-30	129	39	42	7	0	10	31	79	.612	16	2	36	3	.403	2	0	2-3	37	66	2	.981
4 Justin Thomas Jr.	.318	30-28	88	27	28	3	0	6	25	49	.557	16	5	30	1	.438	3	1	1-1	63	1	2	.970
25 Kuhio Aloy	.291	30-30	127	22	37	9	0	4	28	58	.457	13	3	47	2	.368	1	0	0-0	0	0	0	.000
10 Brent Iredale	.257	30-30	105	25	27	4	0	5	22	46	.438	19	10	40	2	.409	3	0	5-6	15	51	5	.930
---																							
28 Carson Boles	.286	14-7	28	11	8	1	0	2	8	15	.536	10	1	10	1	.463	2	0	0-0	15	0	0	1.000
6 Gabe Fraser	.280	13-6	25	9	7	1	1	0	4	10	.400	5	2	4	0	.438	0	0	0-0	6	13	0	1.000
3 Nolan Souza	.262	13-12	42	9	11	3	0	1	9	17	.405	10	0	13	0	.404	0	0	2-2	20	21	1	.976
1 Rocco Peppi	.250	9-7	20	1	5	0	0	0	1	5	.250	1	1	6	0	.318	0	0	0-0	23	3	0	1.000
18 Reese Robinett	.241	11-7	29	7	7	0	0	2	9	13	.448	7	0	10	1	.389	0	0	0-0	59	1	0	1.000
5 Kendall Diggs	.083	15-3	12	2	1	0	0	0	0	1	.083	0	1	6	0	.154	0	1	1-1	8	0	0	1.000
17 Zane Becker	.000	5-0	2	1	0	0	0	0	0	0	.000	1	0	1	0	.333	0	0	0-0	9	0	0	1.000
42 Michael Anderson	.000	1-0	1	0	0	0	0	0	0	0	.000	0	0	1	0	.000	0	0	0-0	0	0	0	.000
Totals	.308	30	1052	261	324	56	2	62	248	570	.542	153	38	301	14	.409	16	9	17-20	780	216	17	.983
Opponents	.248	30	993	151	246	57	0	42	140	429	.432	107	24	322	14	.333	7	10	25-29	760	229	30	.971

LOB - Team (250), Opp (210). DPs turned - Team (19), Opp (14). CI - Team (0), Opp (3). IBB - Team (5), Davalan 1, W. Aloy 1, Maxwell 1, K. Aloy 1, Kozeal 1, Opp (2). Picked off - Thomas Jr. 1, K. Aloy 1.

(SEC games only Sorted by Earned run avg)

Player	era	w-l	app	gs	cg	sho	sv	ip	h	r	er	bb	so	2b	3b	hr	b/avg	wp	hp	bk	sfa	sha
16 Aiden Jimenez	3.45	3-1	13	1	0	0/2	1	28.2	26	11	11	5	28	5	0	1	.239	1	2	0	1	0
20 Gabe Gaeckle	4.84	3-2	10	5	0	0/1	0	35.1	33	21	19	18	46	3	0	4	.244	4	3	0	1	1
33 Zach Root	4.97	4-4	10	10	1	0/2	0	54.1	54	32	30	20	66	16	0	5	.257	4	4	2	1	2
35 Landon Beidelschie	6.56	1-0	10	9	0	0/0	0	35.2	38	27	26	16	37	12	0	12	.279	3	6	0	0	3
---																						
13 Steele Eaves	0.00	0-0	2	0	0	0/0	0	2.0	2	0	0	1	3	0	0	0	.250	0	0	0	0	0
41 Will McEntire	1.32	0-0	7	0	0	0/1	2	13.2	6	2	2	1	15	3	0	1	.125	0	0	0	0	0
31 Dylan Carter	2.41	2-0	12	0	0	0/1	0	18.2	8	5	5	8	21	2	0	2	.133	2	3	0	1	1
29 Cole Gibler	4.00	1-1	7	0	0	0/0	0	9.0	8	4	4	3	13	2	0	2	.229	2	1	0	0	0
46 Christian Foutch	4.15	0-0	11	0	0	0/0	1	13.0	7	6	6	6	20	1	0	2	.156	1	3	0	0	0
40 Ben Bybee	4.42	1-0	9	0	0	0/0	0	18.1	20	10	9	9	25	4	0	4	.270	0	0	0	0	0
44 Carson Wiggins	4.50	1-1	7	0	0	0/0	0	8.0	5	5	4	8	11	1	0	0	.192	3	1	0	2	1
36 Parker Coil	4.50	2-0	4	0	0	0/0	1	6.0	8	3	3	1	8	3	0	2	.308	0	1	0	0	0
14 Gage Wood	7.30	2-1	5	5	0	0/1	0	12.1	17	10	10	4	24	3	0	4	.315	1	0	0	0	0
26 Tate McGuire	13.50	0-0	3	0	0	0/0	0	2.2	5	4	4	2	2	1	0	1	.385	0	0	0	0	0
38 Colin Fisher	37.80	0-0	3	0	0	0/0	0	1.2	5	7	7	5	1	1	0	1	.625	1	0	0	1	1
32 Hunter Dietz	54.00	0-0	2	0	0	0/0	0	0.2	4	4	4	0	2	0	0	1	.667	1	0	0	0	1
Totals	4.98	20-10	30	30	1	3/3	5	260.0	246	151	144	107	322	57	0	42	.248	23	24	2	7	10
Opponents	8.17	10-20	30	30	0	0/0	3	253.1	324	261	230	153	301	56	2	62	.308	18	38	2	16	9

PB - Team (4), Helfrick 4, Opp (3). Pickoffs - Team (3), Root 1, Gaeckle 1, Helfrick 1, Opp (2). SBA/ATT - Helfrick (24-28), Beidelschies (6-8), Gaeckle (4-6), Fisher (3-3), Foutch (2-2), Wiggins (2-2), Root (2-2), Eaves (1-1), Jimenez (1-1), Carter (1-1), McEntire (1-1), Becker (1-1), Wood (1-1), Gibler (1-1).

||| NCAA TOURNAMENT STATISTICS

Record: 4-0 Home: 4-0 Away: 0-0 SEC: 0-0

Player	avg	gp-gs	ab	r	h	2b	3b	hr	rbi	tb	slg%	bb	hp	so	gdp	ob%	sf	sh	sb-att	po	a	e	fld%
27 Ryder Helfrick	.500	4-4	14	5	7	0	0	4	6	19	1.357	3	1	1	1	.611	0	0	1-1	47	3	0	1.000
8 Cam Kozeal	.412	4-4	17	4	7	3	0	2	6	16	.941	1	0	3	3	.444	0	0	0-0	3	9	0	1.000
22 Logan Maxwell	.400	4-4	15	5	6	0	0	2	4	12	.800	1	0	2	0	.412	1	0	0-0	8	0	0	1.000
24 Charles Davalan	.385	4-4	13	3	5	0	1	0	3	7	.538	3	2	1	0	.556	0	0	2-2	5	0	0	1.000
18 Reese Robinett	.300	4-4	10	3	3	0	0	0	1	3	.300	6	0	4	0	.563	0	1	1-1	28	1	1	.967
9 Wehiwa Aloy	.286	4-4	14	4	4	1	0	2	6	11	.786	3	0	4	0	.389	1	0	1-2	6	7	0	1.000
25 Kuhio Aloy	.250	4-4	16	1	4	0	0	0	0	4	.250	2	0	3	0	.333	0	0	0-0	0	0	0	.000
10 Brent Iredale	.214	4-4	14	4	3	0	0	0	0	3	.214	2	2	3	1	.389	0	0	1-1	3	10	0	1.000
4 Justin Thomas Jr.	.133	4-4	15	1	2	0	0	1	3	5	.333	0	0	2	0	.133	0	1	0-0	7	0	0	1.000
---																							
5 Kendall Diggs	.000	3-0	1	0	0	0	0	0	0	0	.000	0	0	1	0	.000	0	0	0-0	0	0	0	.000
17 Zane Becker	.000	1-0	0	0	0	0	0	0	0	0	.000	0	0	0	0	.000	0	0	0-0	1	0	0	1.000
6 Gabe Fraser	.000	1-0	0	0	0	0	0	0	0	0	.000	0	0	0	0	.000	0	0	0-0	0	0	0	.000
Totals	.318	4	129	30	41	4	1	11	29	80	.620	21	5	24	5	.427	2	2	6-7	108	34	1	.993
Opponents	.168	4	125	9	21	2	0	4	9	35	.280	9	2	49	2	.235	0	1	0-2	99	40	1	.993

LOB - Team (30), Opp (20). DPs turned - Team (2), Opp (5). IBB - Team (0), Opp (1).

(NCAA Tournament Sorted by Earned run avg)

Player	era	w-l	app	gs	cg	sho	sv	ip	h	r	er	bb	so	2b	3b	hr	b/avg	wp	hp	bk	sfa	sha
36 Parker Coil	0.00	1-0	1	0	0	0/0	0	3.1	3	0	0	0	4	0	0	0	.250	0	0	0	0	0
33 Zach Root	0.69	2-0	2	2	0	0/0	0	13.0	4	2	1	3	13	1	0	1	.093	0	1	0	0	0
20 Gabe Gaeckle	1.80	0-0	2	0	0	0/0	2	5.0	3	1	1	0	9	0	0	1	.167	0	0	0	0	0
14 Gage Wood	4.50	1-0	1	1	0	0/0	0	6.0	3	3	3	0	13	0	0	1	.143	0	1	0	0	0
16 Aiden Jimenez	4.91	0-0	1	1	0	0/0	0	3.2	5	2	2	4	3	1	0	1	.385	0	0	0	0	1
---																						
35 Landon Beidelschie	0.00	0-0	1	0	0	0/0	0	2.0	1	0	0	0	4	0	0	0	.143	0	0	0	0	0
38 Colin Fisher	0.00	0-0	1	0	0	0/0	0	1.0	1	0	0	0	1	0	0	0	.250	0	0	0	0	0
13 Steele Eaves	0.00	0-0	1	0	0	0/0	0	1.0	0	0	0	0	1	0	0	0	.000	0	0	0	0	0
40 Ben Bybee	9.00	0-0	1	0	0	0/0	0	1.0	1	1	1	2	1	0	0	0	.250	0	0	0	0	0
Totals	2.00	4-0	4	4	0	0/0	2	36.0	21	9	8	9	49	2	0	4	.168	0	2	0	0	1
Opponents	8.18	0-4	4	4	0	0/0	0	33.0	41	30	30	21	24	4	1	11	.318	3	5	0	2	2

PB - Team (0), Opp (1). SBA/ATT - Helfrick (0-2), Coil (0-1), Jimenez (0-1).

Record: 3-0 Home: 3-0 Away: 0-0 SEC: 0-0

Player	avg	gp-gs	ab	r	h	2b	3b	hr	rbi	tb	slg%	bb	hp	so	gdp	ob%	sf	sh	sb-att	po	a	e	fld%
27 Ryder Helfrick	.545	3-3	11	4	6	0	0	3	4	15	1.364	3	0	0	0	.643	0	0	1-1	39	3	0	1.000
8 Cam Kozeal	.462	3-3	13	3	6	3	0	2	6	15	1.154	1	0	2	2	.500	0	0	0-0	2	5	0	1.000
9 Wehiwa Aloy	.400	3-3	10	4	4	1	0	2	6	11	1.100	3	0	3	0	.500	1	0	1-2	5	3	0	1.000
22 Logan Maxwell	.333	3-3	12	4	4	0	0	2	4	10	.833	0	0	2	0	.308	1	0	0-0	5	0	0	1.000
18 Reese Robinett	.333	3-3	6	3	2	0	0	0	1	2	.333	6	0	3	0	.667	0	1	1-1	18	1	0	1.000
24 Charles Davalan	.300	3-3	10	3	3	0	1	0	2	5	.500	2	2	1	0	.500	0	0	1-1	2	0	0	1.000
25 Kuhio Aloy	.250	3-3	12	1	3	0	0	0	0	3	.250	2	0	3	0	.357	0	0	0-0	0	0	0	.000
4 Justin Thomas Jr.	.167	3-3	12	1	2	0	0	1	3	5	.417	0	0	1	0	.167	0	1	0-0	6	0	0	1.000
10 Brent Iredale	.100	3-3	10	3	1	0	0	0	0	1	.100	2	2	1	1	.357	0	0	0-0	3	8	0	1.000
---																							
5 Kendall Diggs	.000	3-0	1	0	0	0	0	0	0	0	.000	0	0	1	0	.000	0	0	0-0	0	0	0	.000
17 Zane Becker	.000	1-0	0	0	0	0	0	0	0	0	.000	0	0	0	0	.000	0	0	0-0	1	0	0	1.000
6 Gabe Fraser	.000	1-0	0	0	0	0	0	0	0	0	.000	0	0	0	0	.000	0	0	0-0	0	0	0	.000
Totals	.320	3	97	26	31	4	1	10	26	67	.691	19	4	17	3	.443	2	2	4-5	81	23	0	1.000
Opponents	.198	3	96	6	19	2	0	2	6	27	.281	7	2	41	1	.267	0	1	0-2	75	31	1	.991

LOB - Team (23), Opp (19). DPs turned - Team (1), Opp (3). IBB - Team (0), Opp (1).

(NCAA Fayetteville Regional Sorted by Earned run avg)

Player	era	w-l	app	gs	cg	sho	sv	ip	h	r	er	bb	so	2b	3b	hr	b/avg	wp	hp	bk	sfa	sha
33 Zach Root	0.00	1-0	1	1	0	0/0	0	6.0	3	0	0	1	7	1	0	0	.143	0	1	0	0	0
36 Parker Coil	0.00	1-0	1	0	0	0/0	0	3.1	3	0	0	0	4	0	0	0	.250	0	0	0	0	0
20 Gabe Gaeckle	0.00	0-0	1	0	0	0/0	1	3.0	2	0	0	0	7	0	0	0	.182	0	0	0	0	0
14 Gage Wood	4.50	1-0	1	1	0	0/0	0	6.0	3	3	3	0	13	0	0	1	.143	0	1	0	0	0
16 Aiden Jimenez	4.91	0-0	1	1	0	0/0	0	3.2	5	2	2	4	3	1	0	1	.385	0	0	0	0	1
---																						
35 Landon Beidelschie	0.00	0-0	1	0	0	0/0	0	2.0	1	0	0	0	4	0	0	0	.143	0	0	0	0	0
38 Colin Fisher	0.00	0-0	1	0	0	0/0	0	1.0	1	0	0	0	1	0	0	0	.250	0	0	0	0	0
13 Steele Eaves	0.00	0-0	1	0	0	0/0	0	1.0	0	0	0	0	1	0	0	0	.000	0	0	0	0	0
40 Ben Bybee	9.00	0-0	1	0	0	0/0	0	1.0	1	1	1	2	1	0	0	0	.250	0	0	0	0	0
Totals	2.00	3-0	3	3	0	0/0	1	27.0	19	6	6	7	41	2	0	2	.198	0	2	0	0	1
Opponents	9.36	0-3	3	3	0	0/0	0	25.0	31	26	26	19	17	4	1	10	.320	2	4	0	2	2

PB - Team (0), Opp (1). SBA/ATT - Helfrick (0-2), Coil (0-1), Jimenez (0-1).

||| NCAA FAYETTEVILLE SUPER REGIONAL STATISTICS

Record: 1-0 Home: 1-0 Away: 0-0 SEC: 0-0

Player	avg	gp-gs	ab	r	h	2b	3b	hr	rbi	tb	slg%	bb	hp	so	gdp	ob%	sf	sh	sb-att	po	a	e	fld%
22 Logan Maxwell	.667	1-1	3	1	2	0	0	0	0	2	.667	1	0	0	0	.750	0	0	0-0	3	0	0	1.000
24 Charles Davalan	.667	1-1	3	0	2	0	0	0	1	2	.667	1	0	0	0	.750	0	0	1-1	3	0	0	1.000
10 Brent Iredale	.500	1-1	4	1	2	0	0	0	0	2	.500	0	0	2	0	.500	0	0	1-1	0	2	0	1.000
27 Ryder Helfrick	.333	1-1	3	1	1	0	0	1	2	4	1.333	0	1	1	1	.500	0	0	0-0	8	0	0	1.000
8 Cam Kozeal	.250	1-1	4	1	1	0	0	0	0	1	.250	0	0	1	1	.250	0	0	0-0	1	4	0	1.000
18 Reese Robinett	.250	1-1	4	0	1	0	0	0	0	1	.250	0	0	1	0	.250	0	0	0-0	10	0	1	.909
25 Kuhio Aloy	.250	1-1	4	0	1	0	0	0	0	1	.250	0	0	0	0	.250	0	0	0-0	0	0	0	.000
9 Wehiwa Aloy	.000	1-1	4	0	0	0	0	0	0	0	.000	0	0	1	0	.000	0	0	0-0	1	4	0	1.000
4 Justin Thomas Jr.	.000	1-1	3	0	0	0	0	0	0	0	.000	0	0	1	0	.000	0	0	0-0	1	0	0	1.000
Totals	.313	1	32	4	10	0	0	1	3	13	.406	2	1	7	2	.371	0	0	2-2	27	11	1	.974
Opponents	.069	1	29	3	2	0	0	2	3	8	.276	2	0	8	1	.129	0	0	0-0	24	9	0	1.000

LOB - Team (7), Opp (1). DPs turned - Team (1), Opp (2).

(NCAA Fayetteville Super Regional Sorted by Earned run avg)

Player	era	w-l	app	gs	cg	sho	sv	ip	h	r	er	bb	so	2b	3b	hr	b/avg	wp	hp	bk	sfa	sha
33 Zach Root	1.29	1-0	1	1	0	0/0	0	7.0	1	2	1	2	6	0	0	1	.045	0	0	0	0	0
20 Gabe Gaeckle	4.50	0-0	1	0	0	0/0	1	2.0	1	1	1	0	2	0	0	1	.143	0	0	0	0	0
Totals	2.00	1-0	1	1	0	0/0	1	9.0	2	3	2	2	8	0	0	2	.069	0	0	0	0	0
Opponents	4.50	0-1	1	1	0	0/0	0	8.0	10	4	4	2	7	0	0	1	.313	1	1	0	0	0

Score by innings	1	2	3	4	5	6	7	8	9	EX	Total
Arkansas	48	65	80	94	82	50	42	31	25	6	523
Opponents	39	33	28	29	32	23	28	5	18	6	241

Record when ...

Overall	47-13	After 6 leading	42-2
Conference	20-10	..... trailing	2-10
Non-Conference	27-3	..... tied	3-1
Home games	36-4	After 7 leading	29-1
Away games	8-7	..... trailing	1-10
Neutral site	3-2	..... tied	4-1
Day games	30-6	After 8 leading	30-1
Night games	17-7	..... trailing	1-10
vs Left starter	15-5	..... tied	2-1
vs Right starter	32-8		
1-Run games	5-5	Hit 0 home runs	6-4
2-Run games	4-1	... 1 home run	10-3
5+Run games	27-2	... 2+ home runs	31-6
Extra innings	2-3		
Shutouts	7-0	Opponent 0 home runs	25-1
		..... 1 home run	14-5
Scoring 0-2 runs	1-3	..... 2+ HRs	8-7
..... 3-5 runs	7-5		
..... 6-9 runs	16-4	Made 0 errors	32-3
..... 10+ runs	23-1	.... 1 error	9-8
		.... 2+ errors	6-2
Opponent 0-2 runs	20-0		
..... 3-5 runs	22-3	Opp. made 0 errors	17-9
..... 6-9 runs	4-6	..... 1 error	15-3
..... 10+ runs	1-4	..... 2+ errors	15-1
Scored in 1st inning	18-4	Out-hit opponent	36-2
Opp. scored in 1st	12-7	Out-hit by opponent	7-8
Scores first	29-2	Hits are tied	4-3
Opp. scores first	18-11		

Record when team scores:

Runs	0	1	2	3	4	5	6	7	8	9	10+
W-L	0-0	0-0	1-3	1-1	4-3	2-1	3-3	5-1	5-0	3-0	23-1

Record when opponent scores:

Runs	0	1	2	3	4	5	6	7	8	9	10+
W-L	7-0	5-0	8-0	14-1	6-0	2-2	2-1	0-3	1-0	1-2	1-4

Record when leading after:

Inn.	1	2	3	4	5	6	7	8
W-L	14-3	27-3	35-3	36-2	41-1	42-2	29-1	30-1

Record when trailing after:

Inn.	1	2	3	4	5	6	7	8
W-L	7-6	9-8	7-8	5-8	3-10	2-10	1-10	1-10

Record when tied after:

Inn.	1	2	3	4	5	6	7	8
W-L	26-4	11-2	5-2	6-3	3-2	3-1	4-1	2-1

Current winning streak: 4
Longest winning streak: 12
Longest losing streak: 2

Home attendance : 378197 (38 dates avg = 9952)
Away attendance : 170849 (20 dates avg = 8542)
Total attendance: 549046 (58 dates avg = 9466)

Multiple Hit Games	2	3	4	5+	Total
9 Wehiwa Aloy	19	7	2	-	28
24 Charles Davalan	19	6	2	-	27
8 Cam Kozeal	16	5	1	-	22
25 Kuhio Aloy	13	5	2	-	20
22 Logan Maxwell	14	4	-	-	18
10 Brent Iredale	14	2	-	-	16
27 Ryder Helfrick	11	3	-	-	14
4 Justin Thomas Jr.	8	1	-	-	9
3 Nolan Souza	4	1	-	-	5
18 Reese Robinett	2	1	-	-	3
1 Rocco Peppi	3	-	-	-	3
6 Gabe Fraser	3	-	-	-	3
28 Carson Boles	2	-	-	-	2
17 Zane Becker	1	-	-	-	1
TEAM	129	35	7	0	171

Multiple RBI Games	2	3	4	5+	Total
25 Kuhio Aloy	9	7	2	1	19
9 Wehiwa Aloy	10	2	3	2	17
8 Cam Kozeal	8	4	1	3	16
24 Charles Davalan	6	4	2	1	13
10 Brent Iredale	4	4	2	2	12
27 Ryder Helfrick	6	3	-	1	10
4 Justin Thomas Jr.	6	2	1	-	9
22 Logan Maxwell	6	1	-	-	7
3 Nolan Souza	3	3	-	-	6
28 Carson Boles	3	2	-	-	5
5 Kendall Diggs	2	-	-	-	2
17 Zane Becker	1	1	-	-	2
18 Reese Robinett	1	-	-	1	2
6 Gabe Fraser	1	-	1	-	2
1 Rocco Peppi	1	-	1	-	2
TEAM	67	33	13	11	124

Hitting Streaks	Longest	Current
24 Charles Davalan	17	2
25 Kuhio Aloy	12	4
27 Ryder Helfrick	11	11
9 Wehiwa Aloy	10	-
22 Logan Maxwell	9	3
8 Cam Kozeal	8	5
4 Justin Thomas Jr.	8	-
28 Carson Boles	6	-
10 Brent Iredale	5	1
5 Kendall Diggs	5	-
3 Nolan Souza	5	2
1 Rocco Peppi	4	-
6 Gabe Fraser	4	-
18 Reese Robinett	3	3
17 Zane Becker	2	-

Reached Base Streaks	Longest	Current
24 Charles Davalan	35	13
22 Logan Maxwell	27	3
10 Brent Iredale	25	3
27 Ryder Helfrick	17	17
28 Carson Boles	17	17
25 Kuhio Aloy	17	17
9 Wehiwa Aloy	16	-
8 Cam Kozeal	14	11
4 Justin Thomas Jr.	13	-
5 Kendall Diggs	11	-
18 Reese Robinett	8	6
3 Nolan Souza	7	7
1 Rocco Peppi	6	-
6 Gabe Fraser	5	-
17 Zane Becker	4	-
42 Michael Anderson	1	-

Starting Lineup By Position
(Team W-L record when starter)

PITCHER:		
33 Zach Root	17	(11-6)
35 Landon Beidelschi	12	(9-3)
20 Gabe Gaeckle	9	(7-2)
14 Gage Wood	8	(7-1)
38 Colin Fisher	5	(4-1)
26 Tate McGuire	4	(4-0)
40 Ben Bybee	3	(3-0)
16 Aiden Jimenez	2	(2-0)
CATCHER:		
27 Ryder Helfrick	51	(39-12)
17 Zane Becker	9	(8-1)
FIRST BASE:		
8 Cam Kozeal	30	(24-6)
1 Rocco Peppi	15	(12-3)
18 Reese Robinett	13	(9-4)
42 Michael Anderson	2	(2-0)
SECOND BASE:		
3 Nolan Souza	28	(25-3)
8 Cam Kozeal	20	(15-5)
6 Gabe Fraser	12	(7-5)
THIRD BASE:		
10 Brent Iredale	59	(47-12)
6 Gabe Fraser	1	(0-1)
SHORTSTOP:		
9 Wehiwa Aloy	60	(47-13)
LEFT FIELD:		
24 Charles Davalan	44	(33-11)
22 Logan Maxwell	6	(5-1)
28 Carson Boles	5	(5-0)
4 Justin Thomas Jr.	4	(4-0)
5 Kendall Diggs	1	(0-1)
CENTER FIELD:		
4 Justin Thomas Jr.	45	(34-11)
24 Charles Davalan	15	(13-2)
RIGHT FIELD:		
22 Logan Maxwell	32	(22-10)
5 Kendall Diggs	16	(13-3)
28 Carson Boles	10	(10-0)
1 Rocco Peppi	1	(1-0)
25 Kuhio Aloy	1	(1-0)
DESIGNATED HITTER:		
25 Kuhio Aloy	54	(41-13)
22 Logan Maxwell	6	(6-0)

Starting Lineup By Lineup Spot
(Team W-L record when starter)

LEADOFF:		
24 Charles Davalan	59	(46-13)
4 Justin Thomas Jr.	1	(1-0)
2ND SPOT:		
9 Wehiwa Aloy	60	(47-13)
3RD SPOT:		
22 Logan Maxwell	40	(29-11)
25 Kuhio Aloy	10	(10-0)
8 Cam Kozeal	4	(3-1)
10 Brent Iredale	2	(1-1)
1 Rocco Peppi	2	(2-0)
28 Carson Boles	2	(2-0)
CLEANUP:		
25 Kuhio Aloy	29	(18-11)
10 Brent Iredale	19	(17-2)
27 Ryder Helfrick	4	(4-0)
8 Cam Kozeal	3	(3-0)
22 Logan Maxwell	3	(3-0)
28 Carson Boles	2	(2-0)
5TH SPOT:		
10 Brent Iredale	19	(18-1)
8 Cam Kozeal	18	(9-9)
25 Kuhio Aloy	8	(7-1)
27 Ryder Helfrick	4	(3-1)
28 Carson Boles	3	(3-0)
1 Rocco Peppi	3	(2-1)
5 Kendall Diggs	3	(3-0)
3 Nolan Souza	1	(1-0)
22 Logan Maxwell	1	(1-0)
6TH SPOT:		
8 Cam Kozeal	19	(18-1)
10 Brent Iredale	9	(4-5)
25 Kuhio Aloy	8	(7-1)
1 Rocco Peppi	8	(7-1)
5 Kendall Diggs	6	(4-2)
27 Ryder Helfrick	4	(2-2)
28 Carson Boles	3	(3-0)
17 Zane Becker	1	(1-0)
6 Gabe Fraser	1	(0-1)
3 Nolan Souza	1	(1-0)
7TH SPOT:		
27 Ryder Helfrick	22	(17-5)
10 Brent Iredale	10	(7-3)
3 Nolan Souza	6	(5-1)
28 Carson Boles	5	(5-0)
5 Kendall Diggs	4	(4-0)
6 Gabe Fraser	4	(2-2)
8 Cam Kozeal	3	(3-0)
18 Reese Robinett	3	(2-1)
42 Michael Anderson	2	(2-0)
1 Rocco Peppi	1	(0-1)
8TH SPOT:		
3 Nolan Souza	17	(15-2)
27 Ryder Helfrick	15	(11-4)
18 Reese Robinett	10	(7-3)
6 Gabe Fraser	5	(3-2)
17 Zane Becker	5	(4-1)
5 Kendall Diggs	3	(2-1)
8 Cam Kozeal	3	(3-0)
1 Rocco Peppi	2	(2-0)
9TH SPOT:		
4 Justin Thomas Jr.	48	(37-11)
17 Zane Becker	3	(3-0)
6 Gabe Fraser	3	(2-1)
3 Nolan Souza	3	(3-0)
27 Ryder Helfrick	2	(2-0)

STARTERS SUMMARY

		Position											Batting Order								
Player	GS	p	c	1b	2b	3b	ss	lf	cf	rf	of	dh	1st	2nd	3rd	4th	5th	6th	7th	8th	9th
9 Wehiwa Aloy	60	.	.	.	.	.	60	.	.	.	.	.	.	60	.	.	.	.	.	.	.
24 Charles Davala	59	.	.	.	.	.	.	44	15	.	.	.	59	.	.	.	.	.	.	.	.
10 Brent Iredale	59	.	.	.	.	59	.	.	.	.	.	.	.	.	2	19	19	9	10	.	.
25 Kuhio Aloy	55	.	.	.	.	.	.	.	.	1	.	54	.	.	10	29	8	8	.	.	.
27 Ryder Helfrick	51	.	51	.	.	.	.	.	.	.	.	.	.	.	.	4	4	4	22	15	2
8 Cam Kozeal	50	.	.	30	20	.	.	.	.	.	.	.	.	.	4	3	18	19	3	3	.
4 Justin Thomas J	49	.	.	.	.	.	.	4	45	.	.	.	1	.	.	.	.	.	.	.	48
22 Logan Maxwell	44	.	.	.	.	.	.	6	.	32	.	6	.	.	40	3	1	.	.	.	.
3 Nolan Souza	28	.	.	.	28	.	.	.	.	.	.	.	.	.	.	.	1	1	6	17	3
5 Kendall Diggs	17	.	.	.	.	.	.	1	.	16	.	.	.	.	.	.	3	6	4	3	1
33 Zach Root	17	17	.	.	.	.	.	.	.	.	.	.	.	.	.	.	.	.	.	.	.
1 Rocco Peppi	16	.	.	15	.	.	.	.	.	1	.	.	.	.	2	.	3	8	1	2	.
28 Carson Boles	15	.	.	.	.	.	.	5	.	10	.	.	.	.	2	2	3	3	5	.	.
18 Reese Robinett	13	.	.	13	.	.	.	.	.	.	.	.	.	.	.	.	.	.	3	10	.
6 Gabe Fraser	13	.	.	.	12	1	.	.	.	.	.	.	.	.	.	.	.	1	4	5	3
35 Landon Beidels	12	12	.	.	.	.	.	.	.	.	.	.	.	.	.	.	.	.	.	.	.
17 Zane Becker	9	.	9	.	.	.	.	.	.	.	.	.	.	.	.	.	.	1	.	5	3
20 Gabe Gaeckle	9	9	.	.	.	.	.	.	.	.	.	.	.	.	.	.	.	.	.	.	.
14 Gage Wood	8	8	.	.	.	.	.	.	.	.	.	.	.	.	.	.	.	.	.	.	.
38 Colin Fisher	5	5	.	.	.	.	.	.	.	.	.	.	.	.	.	.	.	.	.	.	.
26 Tate McGuire	4	4	.	.	.	.	.	.	.	.	.	.	.	.	.	.	.	.	.	.	.
40 Ben Bybee	3	3	.	.	.	.	.	.	.	.	.	.	.	.	.	.	.	.	.	.	.
16 Aiden Jimenez	2	2	.	.	.	.	.	.	.	.	.	.	.	.	.	.	.	.	.	.	.
42 Michael Anders	2	.	.	2	.	.	.	.	.	.	.	.	.	.	.	.	.	.	2	.	.

#42 Michael Anderson - 4 games (All games)

Date	Opponent	Pos	AB	R	H	RBI	2B	3B	HR	BB	SB	CS	HBP	SAC	SF	GDP	K	PO	A	E	Avg
Feb 14	WASHINGTON ST	*1b	4	0	0	0	0	0	0	0	0	0	0	0	0	0	1	3	0	0	.000
Apr 01	vs Grambling	*1b	2	0	0	0	0	0	0	1	0	0	0	0	0	0	0	6	0	0	.000
Apr 05	MISSOURI	ph/1	1	0	0	0	0	0	0	0	0	0	0	0	0	0	1	0	0	0	.000
Apr 22	LITTLE ROCK	ph	1	0	0	0	0	0	0	0	0	0	0	0	0	0	1	0	0	0	.000
Totals		2gs	8	0	0	0	0	0	0	1	0	0	0	0	0	0	3	9	0	0	.000

On base pct. .111 • Slugging pct. .000

#17 Zane Becker - 20 games (All games)

Date	Opponent	Pos	AB	R	H	RBI	2B	3B	HR	BB	SB	CS	HBP	SAC	SF	GDP	K	PO	A	E	Avg
Feb 14	WASHINGTON ST	pr/c	0	1	0	0	0	0	0	0	0	0	0	0	0	0	0	1	0	0	.000
Feb 15	WASHINGTON ST	*c	3	0	2	1	2	0	0	0	0	0	0	0	0	0	0	8	0	0	.667
Feb 17	WASHINGTON ST	c	0	0	0	0	0	0	0	0	0	0	0	0	0	0	0	1	0	0	.667
Feb 23	vs Michigan	ph/c	2	0	1	0	0	0	0	1	0	0	0	0	0	0	0	6	0	0	.600
Feb 25	GRAMBLING	c	1	0	0	0	0	0	0	0	0	0	0	0	0	0	0	3	0	0	.500
Mar 05	ULM	*c	3	1	1	0	0	0	0	0	0	0	1	0	0	0	1	6	0	0	.444
Mar 08	PORTLAND	c	0	0	0	0	0	0	0	0	0	0	0	0	0	0	0	1	0	0	.444
Mar 11	UCA	*c	4	0	1	0	0	0	0	0	0	0	0	0	0	0	2	14	0	0	.385
Mar 15	at Ole Miss	ph/c	1	0	0	0	0	0	0	0	0	0	0	0	0	0	0	2	0	0	.357
Mar 18	ORAL ROBERTS	*c	2	0	1	0	0	0	0	1	1	0	1	0	0	0	0	7	0	0	.375
Mar 22	SOUTH CAROLIN	c	0	0	0	0	0	0	0	0	0	0	0	0	0	0	0	0	0	0	.375
Mar 25	MISSOURI STATE	*c	4	1	1	3	1	0	0	0	0	0	1	0	0	0	2	17	2	0	.350
Apr 01	vs Grambling	*c	2	0	0	0	0	0	0	0	0	0	1	1	0	0	0	8	0	0	.318
Apr 05	MISSOURI	ph/c	0	1	0	0	0	0	0	1	0	0	0	0	0	0	0	2	0	0	.318
Apr 06	MISSOURI-1	ph/c	1	0	0	0	0	0	0	0	0	0	0	0	0	0	1	3	0	0	.304
Apr 08	ARKANSAS STAT	*c	2	0	0	0	0	0	0	1	0	0	0	0	0	0	1	4	0	0	.280
Apr 11	at Georgia	c	0	0	0	0	0	0	0	0	0	0	0	0	0	0	0	2	0	0	.280
Apr 15	UAPB	*c	3	1	1	2	0	0	1	1	0	0	0	0	0	0	0	10	1	0	.286
Apr 23	LITTLE ROCK	*c	3	0	0	0	0	0	0	0	0	0	0	0	0	0	2	10	0	0	.258
May 31	CREIGHTON	c	0	0	0	0	0	0	0	0	0	0	0	0	0	0	0	1	0	0	.258
Totals		9gs	31	5	8	6	3	0	1	5	1	0	4	1	0	0	9	106	3	0	.258

On base pct. .425 • Slugging pct. .452

#35 Landon Beidelschies - 6 games (All games)

Date	Opponent	Pos	AB	R	H	RBI	2B	3B	HR	BB	SB	CS	HBP	SAC	SF	GDP	K	PO	A	E	Avg
Feb 17	WASHINGTON ST	*p	0	0	0	0	0	0	0	0	0	0	0	0	0	0	0	0	1	0	.000
Feb 22	vs TCU	p	0	0	0	0	0	0	0	0	0	0	0	0	0	0	0	0	1	0	.000
Mar 02	CHARLOTTE	*p	0	0	0	0	0	0	0	0	0	0	0	0	0	0	0	1	1	0	.000
Mar 09	PORTLAND	*p	0	0	0	0	0	0	0	0	0	0	0	0	0	0	0	0	1	0	.000
Apr 13	at Georgia	*p	0	0	0	0	0	0	0	0	0	0	0	0	0	0	0	0	1	0	.000
Apr 18	TEXAS A&M-2	*p	0	0	0	0	0	0	0	0	0	0	0	0	0	0	0	1	0	0	.000
Totals		5gs	0	0	0	0	0	0	0	0	0	0	0	0	0	0	0	2	5	0	.000

On base pct. .000 • Slugging pct. .000

#35 Landon Beidelschies - 15 appearances (All games)

Date	Opponent	GS	IP	H	R	ER	BB	SO	2B	3B	HR	WP	BK	HBP	IBB	Score	W-L	Sv	ERA	NP
Feb 17	WASHINGTON ST	*	5.0	4	1	1	1	7	1	0	0	0	0	0	0	12-2	1-0	0	1.80	71
Feb 22	vs TCU		2.2	1	0	0	1	0	0	0	0	0	0	0	0	2-1	2-0	0	1.17	33
Mar 02	CHARLOTTE	*	6.1	4	1	1	1	7	0	0	1	0	0	0	0	4-3	2-0	0	1.29	92
Mar 09	PORTLAND	*	5.0	8	3	3	0	6	2	0	1	1	0	0	0	5-3	3-0	0	2.37	73
Mar 16	at Ole Miss	*	2.1	4	4	4	2	2	1	0	2	0	0	1	0	12-9	3-0	0	3.80	59
Mar 23	SOUTH CAROLIN	*	5.0	5	2	2	2	3	0	0	2	0	0	0	0	11-4	3-0	0	3.76	63
Mar 30	at Vanderbilt	*	5.0	6	3	3	2	4	1	0	1	0	0	2	0	7-3	3-0	0	4.02	86
Apr 06	MISSOURI-2	*	4.0	4	2	1	1	7	2	0	0	0	0	1	0	16-2	4-0	0	3.82	73
Apr 13	at Georgia	*	5.0	4	4	4	1	6	2	0	2	0	0	1	0	6-7	4-0	0	4.24	83
Apr 18	TEXAS A&M-2	*	4.0	3	1	1	2	4	1	0	1	1	0	0	0	2-9	4-0	0	4.06	73
Apr 27	at Florida	*	2.0	2	2	2	1	0	2	0	0	2	0	0	0	5-9	4-0	0	4.27	32
May 03	TEXAS	*	4.0	4	4	4	2	4	2	0	1	0	0	0	0	13-8	4-0	0	4.65	75
May 11	at LSU	*	2.0	4	3	3	0	4	1	0	2	0	0	1	0	7-4	4-0	0	4.99	42
May 17	TENNESSEE		2.1	2	2	2	3	3	0	0	1	0	0	0	0	8-4	4-0	0	5.10	45
May 30	NORTH DAKOTA		2.0	1	0	0	0	4	0	0	0	0	0	0	0	6-2	4-0	0	4.92	30
Totals		12	56.2	56	32	31	19	61	15	0	14	4	0	6	0	116-70	4-0	0	4.92	-

#28 Carson Boles - 29 games (All games)

Date	Opponent	Pos	AB	R	H	RBI	2B	3B	HR	BB	SB	CS	HBP	SAC	SF	GDP	K	PO	A	E	Avg
Feb 14	WASHINGTON ST	of	1	1	1	0	0	0	0	0	0	0	0	0	0	0	0	0	0	0	1.000
Feb 15	WASHINGTON ST	pr	0	0	0	0	0	0	0	0	0	0	0	0	0	0	0	0	0	0	1.000
Feb 17	WASHINGTON ST	*of	4	2	2	2	1	0	0	0	0	0	0	0	0	0	1	0	0	0	.600
Feb 22	vs TCU	of	0	0	0	0	0	0	0	1	0	0	0	0	0	0	0	1	0	0	.600
Mar 02	CHARLOTTE	*of	2	0	1	0	1	0	0	1	0	0	0	0	0	0	0	1	0	0	.571
Mar 05	ULM	of	0	1	0	0	0	0	0	2	0	0	0	0	0	0	0	2	0	0	.571
Mar 09	PORTLAND	*of	2	0	0	0	0	0	0	1	0	0	0	0	0	0	2	1	0	0	.444
Mar 16	at Ole Miss	ph	1	1	1	0	0	0	0	0	0	0	0	0	0	0	0	0	0	0	.500
Mar 18	ORAL ROBERTS	*of/of	2	0	0	0	0	0	0	2	0	0	0	0	0	0	0	0	0	0	.417
Mar 19	ORAL ROBERTS	of	1	0	0	0	0	0	0	0	0	0	0	0	0	0	1	0	0	0	.385
Mar 25	MISSOURI STATE	ph/of	3	2	1	2	1	0	0	1	0	0	0	0	0	0	0	0	0	0	.375
Apr 01	vs Grambling	*of	3	0	1	3	0	0	0	1	0	0	0	0	0	0	0	2	0	0	.368
Apr 05	MISSOURI	pr/of	1	1	1	1	0	0	0	0	0	0	0	0	0	0	0	0	0	0	.400
Apr 06	MISSOURI-2	*of	2	2	1	3	0	0	1	2	0	0	0	0	0	0	1	2	0	0	.409
Apr 08	ARKANSAS STAT	*of	4	1	2	0	1	0	0	0	0	0	0	0	0	0	0	2	0	1	.423
Apr 11	at Georgia	of	0	0	0	0	0	0	0	0	0	0	0	0	0	0	0	0	0	0	.423
Apr 12	at Georgia	ph/of	3	0	1	0	0	0	0	0	0	0	0	0	0	0	2	1	0	0	.414
Apr 13	at Georgia	ph/of	2	1	0	0	0	0	0	1	0	0	0	0	0	0	1	1	0	0	.387
Apr 15	UAPB	*of	4	0	1	1	0	0	0	0	0	0	0	0	0	0	1	2	0	0	.371
Apr 18	TEXAS A&M-1	*of	3	1	1	1	0	0	0	1	0	0	0	0	1	0	2	1	0	0	.368
Apr 18	TEXAS A&M-2	ph	0	0	0	0	0	0	0	1	0	0	0	0	0	0	0	0	0	0	.368
Apr 22	LITTLE ROCK	of	0	0	0	0	0	0	0	0	0	0	0	0	0	0	0	0	0	0	.368
Apr 23	LITTLE ROCK	*of	4	0	1	0	0	0	0	0	0	0	0	0	0	0	1	0	0	0	.357
Apr 26	at Florida	*of	3	0	0	1	0	0	0	1	0	0	0	0	1	0	1	1	0	0	.333
Apr 27	at Florida	ph/of	1	0	1	0	0	0	0	0	0	0	0	0	0	0	0	0	0	0	.348
May 01	TEXAS	*of	3	2	1	2	0	0	1	0	0	0	1	0	0	0	1	1	0	0	.347
May 02	TEXAS	*of	3	1	0	0	0	0	0	2	0	0	0	0	0	0	1	2	0	0	.327
May 03	TEXAS	*of	4	1	1	0	1	0	0	1	0	0	0	0	0	0	1	4	0	0	.321
May 11	at LSU	*of	2	1	0	0	0	0	0	1	0	0	0	0	0	1	0	2	0	0	.310
Totals		15gs	58	18	18	16	5	0	2	19	0	0	1	0	2	1	16	26	0	1	.310

On base pct. .475 • Slugging pct. .500

#40 Ben Bybee - 3 games (All games)

Date	Opponent	Pos	AB	R	H	RBI	2B	3B	HR	BB	SB	CS	HBP	SAC	SF	GDP	K	PO	A	E	Avg
Feb 17	WASHINGTON ST	p	0	0	0	0	0	0	0	0	0	0	0	0	0	0	0	1	0	0	.000
Mar 05	ULM	*p	0	0	0	0	0	0	0	0	0	0	0	0	0	0	0	3	0	0	.000
Apr 12	at Georgia	p	0	0	0	0	0	0	0	0	0	0	0	0	0	0	0	0	1	0	.000
Totals		1gs	0	0	0	0	0	0	0	0	0	0	0	0	0	0	0	4	1	0	.000

On base pct. .000 • Slugging pct. .000

#40 Ben Bybee - 18 appearances (All games)

Date	Opponent	GS	IP	H	R	ER	BB	SO	2B	3B	HR	WP	BK	HBP	IBB	Score	W-L	Sv	ERA	NP
Feb 17	WASHINGTON ST		1.0	2	1	1	0	0	1	0	0	0	0	0	0	12-2	0-0	0	9.00	17
Feb 25	GRAMBLING	*	3.0	1	1	1	2	2	0	0	0	0	0	0	0	14-3	1-0	0	4.50	47
Mar 05	ULM	*	4.0	5	3	3	1	2	0	0	1	0	0	0	0	15-3	2-0	0	5.62	58
Mar 11	UCA		2.0	3	1	1	1	2	0	0	0	0	1	1	0	9-2	2-0	0	5.40	37
Mar 14	at Ole Miss		2.0	0	0	0	1	2	0	0	0	0	0	0	0	6-10	2-0	0	4.50	23
Mar 18	ORAL ROBERTS	*	4.0	1	0	0	0	5	0	0	0	0	0	0	0	4-1	2-0	0	3.38	55
Mar 23	SOUTH CAROLIN		1.0	1	0	0	0	0	0	0	0	0	0	0	0	11-4	2-0	0	3.18	11
Mar 25	MISSOURI STATE		1.2	4	3	2	0	2	0	0	1	0	0	0	0	13-14	2-0	0	3.86	33
Mar 30	at Vanderbilt		4.0	2	0	0	1	7	1	0	0	0	0	0	0	7-3	3-0	0	3.18	62
Apr 08	ARKANSAS STAT		1.0	0	0	0	0	1	0	0	0	0	0	0	0	7-3	3-0	0	3.04	10
Apr 12	at Georgia		3.1	5	2	2	0	5	2	0	1	0	0	0	0	6-7	3-0	0	3.33	44
Apr 18	TEXAS A&M-1		3.0	3	1	1	2	4	0	0	1	0	0	0	0	11-5	3-0	0	3.30	44
Apr 23	LITTLE ROCK		1.0	1	0	0	0	2	0	0	0	0	0	0	0	4-0	3-0	0	3.19	21
Apr 27	at Florida		1.2	4	2	2	1	3	0	0	0	0	0	0	0	5-9	3-0	0	3.58	40
May 03	TEXAS		1.0	3	3	3	0	1	1	0	1	0	0	0	0	13-8	3-0	0	4.28	21
May 10	at LSU		1.1	2	2	1	2	1	0	0	1	0	0	0	0	3-13	3-0	0	4.37	28
May 15	TENNESSEE		1.0	0	0	0	2	2	0	0	0	0	0	0	0	7-10	3-0	0	4.25	20
May 31	CREIGHTON		1.0	1	1	1	2	1	0	0	0	0	0	0	0	12-1	3-0	0	4.38	24
Totals		3	37.0	38	20	18	15	42	5	0	6	0	1	1	0	159-98	3-0	0	4.38	-

#31 Dylan Carter - 5 games (All games)

Date	Opponent	Pos	AB	R	H	RBI	2B	3B	HR	BB	SB	CS	HBP	SAC	SF	GDP	K	PO	A	E	Avg
Feb 15	WASHINGTON ST	p	0	0	0	0	0	0	0	0	0	0	0	0	0	0	0	0	1	0	.000
Feb 23	vs Michigan	p	0	0	0	0	0	0	0	0	0	0	0	0	0	0	0	1	0	0	.000
Mar 04	ULM	p	0	0	0	0	0	0	0	0	0	0	0	0	0	0	0	0	1	0	.000
Apr 01	vs Grambling	p	0	0	0	0	0	0	0	0	0	0	0	0	0	0	0	0	1	0	.000
Apr 22	LITTLE ROCK	p	0	0	0	0	0	0	0	0	0	0	0	0	0	0	0	0	1	0	.000
Totals		0gs	0	0	0	0	0	0	0	0	0	0	0	0	0	0	0	1	4	0	.000

On base pct. .000 • Slugging pct. .000

#31 Dylan Carter - 22 appearances (All games)

Date	Opponent	GS	IP	H	R	ER	BB	SO	2B	3B	HR	WP	BK	HBP	IBB	Score	W-L	Sv	ERA	NP
Feb 15	WASHINGTON ST		1.2	2	0	0	0	1	1	0	0	1	0	0	0	5-2	1-0	0	0.00	23
Feb 23	vs Michigan		2.0	3	0	0	1	1	0	0	0	1	0	0	0	8-6	2-0	0	0.00	33
Feb 28	CHARLOTTE		1.0	2	0	0	0	2	1	0	0	0	0	1	0	11-10	3-0	0	0.00	24
Mar 04	ULM		2.0	1	0	0	1	2	0	0	0	2	0	0	0	14-1	3-0	0	0.00	34
Mar 11	UCA		1.0	2	0	0	1	2	0	0	0	0	0	0	0	9-2	3-0	0	0.00	18
Mar 14	at Ole Miss		1.2	1	2	2	1	2	1	0	0	0	0	1	0	6-10	3-0	0	1.93	28
Mar 16	at Ole Miss		0.1	0	0	0	0	0	0	0	0	0	0	0	0	12-9	3-0	0	1.86	1
Mar 19	ORAL ROBERTS		1.0	1	0	0	0	0	0	0	0	1	0	1	0	16-0	3-0	0	1.69	12
Mar 25	MISSOURI STATE		1.1	1	1	1	0	3	0	0	1	0	0	0	0	13-14	3-0	0	2.25	20
Mar 28	at Vanderbilt		1.0	0	0	0	1	1	0	0	0	0	0	0	0	9-0	3-0	0	2.08	13
Apr 01	vs Grambling		2.0	3	2	2	1	2	1	0	0	1	0	0	0	7-4	3-0	0	3.00	37
Apr 05	MISSOURI		1.0	0	0	0	0	2	0	0	0	0	0	0	0	21-3	3-0	0	2.81	11
Apr 08	ARKANSAS STAT		1.1	0	0	0	0	1	0	0	0	0	0	0	0	7-3	4-0	0	2.60	21
Apr 11	at Georgia		1.0	0	0	0	0	2	0	0	0	0	0	0	0	13-3	4-0	0	2.45	12
Apr 13	at Georgia		1.0	0	0	0	0	3	0	0	0	0	0	0	0	6-7	4-0	0	2.33	15
Apr 17	TEXAS A&M		4.0	1	0	0	0	4	0	0	0	1	0	1	0	4-7	4-0	0	1.93	42
Apr 22	LITTLE ROCK		1.0	0	0	0	0	1	0	0	0	0	0	0	0	10-0	4-0	0	1.85	9
Apr 25	at Florida		2.0	1	1	1	1	2	0	0	1	0	0	0	0	4-6	4-0	0	2.05	30
Apr 27	at Florida		1.1	2	2	2	2	0	0	0	1	0	0	0	0	5-9	4-0	0	2.60	35
May 03	TEXAS		2.2	1	0	0	1	2	1	0	0	0	0	0	0	13-8	5-0	0	2.37	44
May 11	at LSU		2.0	2	0	0	1	2	0	0	0	0	0	1	0	7-4	6-0	0	2.23	44
May 15	TENNESSEE		0.2	0	0	0	1	1	0	0	0	1	0	0	0	7-10	6-0	0	2.18	17
Totals		0	33.0	23	8	8	12	36	5	0	3	8	0	5	0	207-11	6-0	0	2.18	-

#36 Parker Coil - 1 game (All games)

Date	Opponent	Pos	AB	R	H	RBI	2B	3B	HR	BB	SB	CS	HBP	SAC	SF	GDP	K	PO	A	E	Avg
Mar 23	SOUTH CAROLIN	p	0	0	0	0	0	0	0	0	0	0	0	0	0	0	0	1	0	0	.000
Totals		0gs	0	0	0	0	0	0	0	0	0	0	0	0	0	0	0	1	0	0	.000

On base pct. .000 • Slugging pct. .000

#36 Parker Coil - 13 appearances (All games)

Date	Opponent	GS	IP	H	R	ER	BB	SO	2B	3B	HR	WP	BK	HBP	IBB	Score	W-L	Sv	ERA	NP
Feb 14	WASHINGTON ST		0.1	1	0	0	0	0	0	0	0	0	0	0	0	3-2	0-0	0	0.00	5
Feb 15	WASHINGTON ST		1.1	1	0	0	0	1	0	0	0	0	0	0	0	5-2	0-0	0	0.00	16
Feb 21	vs Kansas State		1.0	0	0	0	0	0	0	0	0	0	0	0	0	2-3	0-0	0	0.00	12
Feb 23	vs Michigan		1.2	3	2	0	0	1	1	0	0	0	0	0	0	8-6	0-0	0	0.00	29
Feb 28	CHARLOTTE		2.0	0	0	0	0	3	0	0	0	0	0	0	0	11-10	0-0	0	0.00	25
Mar 02	CHARLOTTE		1.2	0	0	0	0	4	0	0	0	0	0	0	0	4-3	0-0	0	0.00	17
Mar 09	PORTLAND		1.0	2	0	0	0	0	0	0	0	0	0	0	0	5-3	0-0	0	0.00	18
Mar 15	at Ole Miss		2.0	3	1	1	0	4	0	0	1	0	0	0	0	12-3	1-0	0	0.82	35
Mar 18	ORAL ROBERTS		2.0	2	0	0	1	1	0	0	0	0	0	0	0	4-1	1-0	0	0.69	31
Mar 23	SOUTH CAROLIN		2.0	2	0	0	1	1	1	0	0	0	0	1	0	11-4	2-0	0	0.60	30
May 11	at LSU		0.2	0	0	0	0	1	0	0	0	0	0	0	0	7-4	2-0	1	0.57	6
May 16	TENNESSEE		1.1	3	2	2	0	2	2	0	1	0	0	0	0	8-6	2-0	1	1.59	27
May 30	NORTH DAKOTA		3.1	3	0	0	0	4	0	0	0	0	0	0	0	6-2	3-0	1	1.33	49
Totals		0	20.1	20	5	3	2	22	4	0	2	0	0	1	0	86-49	3-0	1	1.33	-

#24 Charles Davalan - 60 games (All games)

Date	Opponent	Pos	AB	R	H	RBI	2B	3B	HR	BB	SB	CS	HBP	SAC	SF	GDP	K	PO	A	E	Avg
Feb 14	WASHINGTON ST	*of	4	1	1	0	0	0	0	1	0	0	0	0	0	0	0	4	0	0	.250
Feb 14	WASHINGTON ST	*of	5	1	2	3	0	0	0	0	0	0	0	0	0	0	1	0	0	0	.333
Feb 15	WASHINGTON ST	*of	4	1	1	0	1	0	0	0	0	0	0	0	0	0	0	3	0	0	.308
Feb 17	WASHINGTON ST	*of	4	1	1	2	0	0	0	1	1	0	0	0	0	0	0	1	0	0	.294
Feb 21	vs Kansas State	*of	2	0	0	0	0	0	0	1	0	0	1	0	0	0	0	2	0	0	.263
Feb 22	vs TCU	*of	4	0	0	0	0	0	0	0	0	0	0	0	0	0	1	1	0	0	.217
Feb 23	vs Michigan	*of	5	1	2	2	1	0	0	0	0	0	0	0	0	0	0	2	0	0	.250
Feb 25	GRAMBLING	*of	3	1	1	0	0	0	0	2	0	0	0	0	0	0	0	0	0	0	.258
Feb 28	CHARLOTTE	*of	4	1	1	2	0	0	1	1	0	0	0	0	0	0	0	0	0	0	.257
Mar 01	CHARLOTTE	*of/of	5	1	1	0	0	0	0	0	0	0	0	0	0	0	0	1	0	0	.250
Mar 02	CHARLOTTE	of	1	0	1	0	0	0	0	0	0	1	0	0	0	0	0	0	0	0	.268
Mar 04	ULM	*of	3	3	0	0	0	0	0	1	0	0	1	0	0	0	0	1	0	0	.250
Mar 05	ULM	*of	3	4	2	4	0	0	1	2	0	0	0	0	0	0	0	2	0	0	.277
Mar 07	PORTLAND	*of	3	3	1	0	0	0	0	1	0	0	1	0	0	0	0	2	0	0	.280
Mar 08	PORTLAND	*of	3	2	3	1	0	0	1	0	0	0	0	1	0	0	0	2	0	0	.321
Mar 09	PORTLAND	*of	4	2	2	0	0	0	0	0	1	0	0	0	0	0	0	1	0	0	.333
Mar 11	UCA	*of	3	2	0	0	0	0	0	2	0	0	0	0	0	0	0	3	0	0	.317
Mar 14	at Ole Miss	*of/of	5	2	2	1	0	0	1	0	0	0	0	0	0	0	0	1	1	0	.323
Mar 15	at Ole Miss	*of	6	2	4	3	0	0	1	0	0	0	0	0	0	0	2	0	0	0	.352
Mar 16	at Ole Miss	*of/of	6	1	2	2	0	0	0	0	1	0	0	0	0	0	2	3	0	0	.351
Mar 18	ORAL ROBERTS	*of/of	4	1	3	1	0	0	0	1	0	0	0	0	0	0	0	3	0	0	.370
Mar 19	ORAL ROBERTS	*of	4	3	3	0	0	0	0	0	1	0	0	0	0	0	0	3	0	0	.388
Mar 21	SOUTH CAROLIN	*of	5	3	4	1	1	0	0	0	0	0	0	0	0	0	0	2	0	0	.411
Mar 22	SOUTH CAROLIN	*of	4	2	1	2	0	0	1	1	0	0	0	0	0	0	0	2	0	0	.404
Mar 23	SOUTH CAROLIN	*of	4	2	2	1	0	0	1	1	0	0	0	0	0	0	0	1	0	0	.408
Mar 25	MISSOURI STATE	*of/of	6	1	3	0	1	0	0	0	0	0	0	0	0	0	1	1	0	0	.413
Mar 28	at Vanderbilt	*of	3	1	1	0	0	0	0	2	0	0	0	0	0	0	0	4	0	0	.411
Mar 29	at Vanderbilt	*of	5	0	1	0	0	0	0	0	0	0	0	0	0	0	1	2	0	0	.402
Mar 30	at Vanderbilt	*of	5	2	2	3	0	0	2	0	0	0	0	0	0	0	1	4	0	0	.402
Apr 01	vs Grambling	*of/of	5	2	2	0	0	1	0	0	0	0	0	0	0	0	0	2	0	0	.402
Apr 05	MISSOURI	*of	5	0	1	1	0	0	0	0	0	0	1	0	0	0	0	1	0	0	.394
Apr 06	MISSOURI-1	*of	5	2	2	7	0	0	2	0	0	0	0	0	0	0	0	0	0	0	.394
Apr 06	MISSOURI-2	*of	3	3	2	1	0	0	0	2	1	0	0	0	0	0	0	0	0	0	.400
Apr 08	ARKANSAS STAT	*of	4	1	3	4	0	0	1	1	0	1	0	0	0	0	0	2	1	0	.410
Apr 11	at Georgia	*of	5	1	0	0	0	0	0	1	0	0	0	0	0	0	2	1	0	0	.396
Apr 12	at Georgia	*of/of	5	1	1	0	1	0	0	0	0	0	0	0	0	0	1	1	0	0	.389
Apr 13	at Georgia	*of/of	4	1	1	1	1	0	0	2	0	0	0	0	0	0	0	1	0	0	.386
Apr 15	UAPB	*of	5	1	1	0	0	0	0	0	0	0	0	0	0	0	0	1	0	0	.380
Apr 17	TEXAS A&M	*of	4	2	2	0	1	0	0	1	0	0	0	0	0	0	0	3	0	0	.383
Apr 18	TEXAS A&M-1	*of	5	1	2	0	1	0	0	0	0	0	0	0	0	0	1	1	0	0	.383
Apr 18	TEXAS A&M-2	*of/of	5	1	2	0	0	0	0	0	0	0	0	0	0	0	0	4	1	0	.384
Apr 22	LITTLE ROCK	*of	3	0	0	1	0	0	0	0	0	0	0	0	1	0	0	3	0	0	.377
Apr 23	LITTLE ROCK	*of/of	5	1	2	1	0	0	0	0	0	0	0	0	0	0	0	2	0	0	.378
Apr 25	at Florida	*of	4	0	1	0	0	0	0	0	0	0	0	0	0	0	3	3	0	0	.375
Apr 26	at Florida	*of	4	0	1	0	0	0	0	0	1	0	0	1	0	0	0	2	1	0	.372
Apr 27	at Florida	*of	4	0	0	1	0	0	0	1	0	0	0	0	0	0	1	3	0	0	.365
May 01	TEXAS	*of	5	0	0	0	0	0	0	0	0	0	0	0	0	0	1	0	0	0	.355
May 02	TEXAS	*of	4	0	1	1	0	0	0	0	0	0	1	0	0	0	0	0	0	0	.353
May 03	TEXAS	*of	4	1	1	3	0	0	1	2	1	0	0	0	0	0	1	3	0	0	.351
May 09	at LSU	*of	4	0	1	1	1	0	0	0	0	0	0	0	1	0	0	0	0	0	.349
May 10	at LSU	*of	4	0	2	1	0	0	0	0	0	0	0	0	0	0	0	1	0	0	.352
May 11	at LSU	*of	5	0	1	0	0	0	0	0	0	0	0	1	0	0	1	0	0	0	.349
May 15	TENNESSEE	*of	6	0	2	2	1	0	0	0	0	0	0	0	0	0	1	1	0	0	.348
May 16	TENNESSEE	*of	4	0	3	1	1	0	0	1	0	1	0	0	0	0	1	1	0	0	.355
May 17	TENNESSEE	*of	4	1	1	0	0	0	0	1	0	0	0	0	0	0	1	2	0	0	.353
May 23	vs Ole Miss	*of	4	0	1	0	1	0	0	0	0	0	0	0	0	0	0	2	0	0	.352
May 30	NORTH DAKOTA	*of	4	1	2	0	0	0	0	0	0	0	0	0	0	0	0	0	0	0	.354
May 31	CREIGHTON	*of	2	2	0	1	0	0	0	2	1	0	2	0	0	0	0	1	0	0	.351
Jun 01	CREIGHTON	*of	4	0	1	1	0	1	0	0	0	0	0	0	0	0	1	1	0	0	.350
Jun 07	TENNESSEE	*of	3	0	2	1	0	0	0	1	1	0	0	0	0	0	0	3	0	0	.353
Totals		59gs	249	66	88	57	12	2	13	32	9	3	7	3	2	0	24	96	4	0	.353

On base pct. .438 • Slugging pct. .574

#32 Hunter Dietz - 2 appearances (All games)

Date	Opponent	GS	IP	H	R	ER	BB	SO	2B	3B	HR	WP	BK	HBP	IBB	Score	W-L	Sv	ERA	NP
May 10	at LSU		0.2	1	1	1	0	2	0	0	0	1	0	0	0	3-13	0-0	0	13.50	19
May 15	TENNESSEE		0.0	3	3	3	0	0	0	0	1	0	0	0	0	7-10	0-0	0	54.00	8
Totals		0	0.2	4	4	4	0	2	0	0	1	1	0	0	0	10-23	0-0	0	54.00	-

#5 Kendall Diggs - 37 games (All games)

Date	Opponent	Pos	AB	R	H	RBI	2B	3B	HR	BB	SB	CS	HBP	SAC	SF	GDP	K	PO	A	E	Avg
Feb 14	WASHINGTON ST	*of	4	0	0	0	0	0	0	0	0	0	0	0	0	0	2	1	0	0	.000
Feb 15	WASHINGTON ST	*of	3	1	1	0	1	0	0	1	0	1	0	0	0	0	1	4	0	0	.143
Feb 21	vs Kansas State	*of	4	0	1	0	0	0	0	0	0	0	0	0	0	0	2	1	0	0	.182
Feb 22	vs TCU	*of	2	0	1	0	0	0	0	0	1	0	0	0	0	0	0	2	0	0	.231
Feb 23	vs Michigan	*of	4	1	1	1	1	0	0	1	0	0	0	0	0	0	1	4	0	0	.235
Feb 28	CHARLOTTE	of	0	0	0	0	0	0	0	0	0	0	0	0	0	0	0	1	0	0	.235
Mar 01	CHARLOTTE	*of	3	1	1	0	0	0	0	1	0	0	0	0	0	0	2	2	0	0	.250
Mar 04	ULM	*of	3	0	0	0	0	0	0	0	0	0	1	0	0	0	1	0	0	0	.217
Mar 05	ULM	*of	3	1	1	1	0	0	1	0	0	0	0	0	0	0	0	2	0	0	.231
Mar 07	PORTLAND	of	1	1	1	2	0	1	0	1	0	0	0	0	0	0	0	0	0	0	.259
Mar 08	PORTLAND	*of	4	1	1	2	0	0	1	0	0	0	0	0	0	0	0	0	0	0	.258
Mar 09	PORTLAND	of	0	0	0	0	0	0	0	1	0	0	0	0	0	0	0	0	0	0	.258
Mar 11	UCA	*of	3	0	0	0	0	0	0	1	0	0	0	0	0	1	1	1	0	0	.235
Mar 14	at Ole Miss	of	1	0	0	0	0	0	0	0	0	0	0	0	0	0	1	0	0	0	.229
Mar 16	at Ole Miss	*of	2	0	0	0	0	0	0	0	0	0	0	0	0	0	0	2	0	0	.216
Mar 19	ORAL ROBERTS	*of	4	1	0	1	0	0	0	0	0	0	0	0	0	0	0	2	0	0	.195
Mar 22	SOUTH CAROLIN	of	0	0	0	0	0	0	0	0	0	0	0	0	0	0	0	1	0	0	.195
Mar 23	SOUTH CAROLIN	of	0	0	0	0	0	0	0	0	0	0	0	0	0	0	0	0	0	0	.195
Mar 25	MISSOURI STATE	*of	2	0	0	0	0	0	0	0	0	0	0	0	0	1	0	1	0	1	.186
Apr 01	vs Grambling	*of	4	0	0	0	0	0	0	0	0	0	0	0	0	0	3	1	0	0	.170
Apr 06	MISSOURI-1	pr/of	1	0	0	0	0	0	0	0	0	0	0	0	0	0	1	0	0	0	.167
Apr 12	at Georgia	pr	0	0	0	0	0	0	0	0	0	0	0	0	0	0	0	0	0	0	.167
Apr 13	at Georgia	*of	2	0	0	0	0	0	0	0	0	0	0	0	0	0	0	1	0	0	.160
Apr 15	UAPB	ph	1	1	1	0	0	0	0	0	0	0	0	0	0	0	0	0	0	0	.176
Apr 17	TEXAS A&M	ph	1	0	1	0	0	0	0	0	0	0	0	0	0	0	0	0	0	0	.192
Apr 18	TEXAS A&M-2	ph/of	1	0	0	0	0	0	0	0	0	0	0	0	0	0	1	0	0	0	.189
Apr 23	LITTLE ROCK	*of	3	0	0	0	0	0	0	1	0	0	0	0	0	0	0	0	0	0	.179
Apr 25	at Florida	of	2	0	0	0	0	0	0	0	0	0	0	0	0	0	1	0	0	0	.172
Apr 27	at Florida	*of	2	1	0	0	0	0	0	0	0	0	1	0	0	0	2	3	0	0	.167
May 09	at LSU	of	0	0	0	0	0	0	0	0	0	0	0	1	0	0	0	0	0	0	.167
May 11	at LSU	pr/of	0	1	0	0	0	0	0	0	1	0	0	0	0	0	0	0	0	0	.167
May 16	TENNESSEE	of	0	0	0	0	0	0	0	0	0	0	0	0	0	0	0	0	0	0	.167
May 17	TENNESSEE	of	0	0	0	0	0	0	0	0	0	0	0	0	0	0	0	1	0	0	.167
May 23	vs Ole Miss	ph	1	0	0	0	0	0	0	0	0	0	0	0	0	0	0	0	0	0	.164
May 30	NORTH DAKOTA	of	0	0	0	0	0	0	0	0	0	0	0	0	0	0	0	0	0	0	.164
May 31	CREIGHTON	of	1	0	0	0	0	0	0	0	0	0	0	0	0	0	1	0	0	0	.161
Jun 01	CREIGHTON	of	0	0	0	0	0	0	0	0	0	0	0	0	0	0	0	0	0	0	.161
Totals		17gs	62	10	10	7	2	1	2	7	2	1	2	1	0	2	20	30	0	1	.161

On base pct. .268 • Slugging pct. .323

#13 Steele Eaves - 2 games (All games)

Date	Opponent	Pos	AB	R	H	RBI	2B	3B	HR	BB	SB	CS	HBP	SAC	SF	GDP	K	PO	A	E	Avg
Feb 25	GRAMBLING	p	0	0	0	0	0	0	0	0	0	0	0	0	0	0	0	0	1	0	.000
Mar 07	PORTLAND	p	0	0	0	0	0	0	0	0	0	0	0	0	0	0	0	0	1	0	.000
Totals		0gs	0	0	0	0	0	0	0	0	0	0	0	0	0	0	0	0	2	0	.000

On base pct. .000 • Slugging pct. .000

#13 Steele Eaves - 8 appearances (All games)

Date	Opponent	GS	IP	H	R	ER	BB	SO	2B	3B	HR	WP	BK	HBP	IBB	Score	W-L	Sv	ERA	NP
Feb 25	GRAMBLING		1.0	1	1	1	0	2	0	0	0	1	0	1	0	14-3	0-0	0	9.00	19
Mar 07	PORTLAND		1.2	4	1	1	0	1	0	0	0	0	0	1	0	20-3	0-0	0	6.75	31
Mar 19	ORAL ROBERTS		1.0	0	0	0	1	1	0	0	0	0	0	0	0	16-0	0-0	0	4.91	21
Apr 06	MISSOURI-1		1.0	1	0	0	0	2	0	0	0	0	0	0	0	14-4	0-0	0	3.86	16
Apr 15	UAPB		1.0	0	0	0	0	1	0	0	0	0	0	0	0	13-3	0-0	0	3.18	10
Apr 23	LITTLE ROCK		2.0	2	0	0	0	1	0	0	0	0	0	0	0	4-0	1-0	0	2.35	29
May 10	at LSU		1.0	1	0	0	1	1	0	0	0	0	0	0	0	3-13	1-0	0	2.08	31
May 31	CREIGHTON		1.0	0	0	0	0	1	0	0	0	0	0	0	0	12-1	1-0	0	1.86	13
Totals		0	9.2	9	2	2	2	10	0	0	0	1	0	2	0	96-27	1-0	0	1.86	-

#38 Colin Fisher - 3 games (All games)

Date	Opponent	Pos	AB	R	H	RBI	2B	3B	HR	BB	SB	CS	HBP	SAC	SF	GDP	K	PO	A	E	Avg
Mar 04	ULM	*p	0	0	0	0	0	0	0	0	0	0	0	0	0	0	0	0	1	0	.000
Apr 01	vs Grambling	p	0	0	0	0	0	0	0	0	0	0	0	0	0	0	0	0	0	1	.000
Apr 08	ARKANSAS STAT	p	0	0	0	0	0	0	0	0	0	0	0	0	0	0	0	0	1	0	.000
Totals		1gs	0	0	0	0	0	0	0	0	0	0	0	0	0	0	0	0	2	1	.000

On base pct. .000 • Slugging pct. .000

#38 Colin Fisher - 16 appearances (All games)

Date	Opponent	GS	IP	H	R	ER	BB	SO	2B	3B	HR	WP	BK	HBP	IBB	Score	W-L	Sv	ERA	NP
Feb 23	vs Michigan		1.0	0	0	0	1	2	0	0	0	0	0	0	0	8-6	0-0	0	0.00	14
Feb 25	GRAMBLING		1.0	0	0	0	0	1	0	0	0	0	0	0	0	14-3	0-0	0	0.00	11
Feb 28	CHARLOTTE		2.0	3	1	1	0	3	1	0	1	1	0	0	0	11-10	0-0	0	2.25	33
Mar 04	ULM	*	3.0	1	0	0	1	6	0	0	0	0	0	0	0	14-1	1-0	0	1.29	41
Mar 08	PORTLAND		1.0	1	0	0	0	1	0	0	0	0	0	0	0	10-0	1-0	0	1.12	14
Mar 11	UCA	*	3.0	1	0	0	0	3	1	0	0	0	0	0	0	9-2	2-0	0	0.82	39
Mar 16	at Ole Miss		0.2	3	3	3	2	0	0	0	1	0	0	0	0	12-9	2-0	0	3.09	23
Mar 19	ORAL ROBERTS	*	2.0	0	0	0	0	4	0	0	0	0	0	1	0	16-0	3-0	0	2.63	27
Mar 25	MISSOURI STATE	*	3.0	2	3	3	3	6	2	0	0	2	0	0	0	13-14	3-0	0	3.78	54
Apr 01	vs Grambling		1.0	2	1	1	0	0	0	0	0	0	0	1	0	7-4	3-0	0	4.08	25
Apr 08	ARKANSAS STAT		1.2	1	1	1	1	0	0	0	0	0	0	0	0	7-3	3-0	0	4.19	20
Apr 15	UAPB		2.0	2	0	0	1	1	1	0	0	0	0	0	0	13-3	3-0	0	3.80	27
Apr 18	TEXAS A&M-2		0.0	1	1	1	0	0	1	0	0	0	0	0	0	2-9	3-0	0	4.22	4
Apr 23	LITTLE ROCK	*	2.0	1	0	0	0	2	0	0	0	0	0	0	0	4-0	3-0	0	3.86	26
May 10	at LSU		1.0	1	3	3	3	1	0	0	0	1	0	0	0	3-13	3-0	0	4.81	35
May 31	CREIGHTON		1.0	1	0	0	0	1	0	0	0	0	0	0	0	12-1	3-0	0	4.62	15
Totals		5	25.1	20	13	13	12	31	6	0	2	4	0	2	0	155-78	3-0	0	4.62	-

#46 Christian Foutch - 2 games (All games)

Date	Opponent	Pos	AB	R	H	RBI	2B	3B	HR	BB	SB	CS	HBP	SAC	SF	GDP	K	PO	A	E	Avg
Feb 14	WASHINGTON ST	p	0	0	0	0	0	0	0	0	0	0	0	0	0	0	0	0	1	0	.000
Apr 18	TEXAS A&M-2	p	0	0	0	0	0	0	0	0	0	0	0	0	0	0	0	1	0	0	.000
Totals		0gs	0	0	0	0	0	0	0	0	0	0	0	0	0	0	0	1	1	0	.000

On base pct. .000 • Slugging pct. .000

#46 Christian Foutch - 19 appearances (All games)

Date	Opponent	GS	IP	H	R	ER	BB	SO	2B	3B	HR	WP	BK	HBP	IBB	Score	W-L	Sv	ERA	NP
Feb 14	WASHINGTON ST		2.0	2	1	0	0	0	0	0	0	0	0	0	0	3-2	1-0	0	0.00	32
Feb 22	vs TCU		1.1	1	0	0	2	1	0	0	0	0	0	0	0	2-1	1-0	1	0.00	29
Feb 28	CHARLOTTE		1.0	0	0	0	0	1	0	0	0	0	0	2	0	11-10	1-0	2	0.00	13
Mar 02	CHARLOTTE		0.0	2	2	2	0	0	0	0	0	1	0	1	0	4-3	1-0	2	4.15	11
Mar 09	PORTLAND		1.0	0	0	0	0	1	0	0	0	0	0	1	0	5-3	1-0	2	3.38	18
Mar 16	at Ole Miss		0.1	0	0	0	1	0	0	0	0	0	0	1	0	12-9	1-0	2	3.18	12
Mar 18	ORAL ROBERTS		1.0	0	0	0	1	1	0	0	0	0	0	0	0	4-1	1-0	3	2.70	14
Mar 23	SOUTH CAROLIN		0.0	1	2	2	0	0	1	0	0	0	0	1	0	11-4	1-0	3	5.40	3
Apr 06	MISSOURI-2		1.0	0	0	0	0	2	0	0	0	0	0	0	0	16-2	1-0	3	4.70	12
Apr 12	at Georgia		1.2	0	0	0	1	5	0	0	0	1	0	0	0	6-7	1-0	3	3.86	31
Apr 17	TEXAS A&M		1.0	1	1	1	0	2	0	0	1	0	0	0	0	4-7	1-0	3	4.35	15
Apr 18	TEXAS A&M-2		1.1	1	2	2	1	2	0	0	0	0	0	0	0	2-9	1-0	3	5.40	20
Apr 23	LITTLE ROCK		1.0	0	0	0	1	2	0	0	0	0	0	0	0	4-0	1-0	3	4.97	22
Apr 25	at Florida		1.2	0	0	0	0	2	0	0	0	0	0	0	0	4-6	1-0	3	4.40	22
May 03	TEXAS		1.1	1	1	1	2	2	0	0	1	0	0	0	0	13-8	1-0	3	4.60	32
May 11	at LSU		1.2	1	0	0	0	3	0	0	0	0	0	0	0	7-4	1-0	3	4.15	27
May 15	TENNESSEE		1.0	1	0	0	0	1	0	0	0	0	0	0	0	7-10	1-0	3	3.93	18
May 16	TENNESSEE		2.0	1	0	0	1	1	0	0	0	0	0	1	0	8-6	1-0	4	3.54	31
May 23	vs Ole Miss		0.1	0	0	0	0	1	0	0	0	0	0	0	0	2-5	1-0	4	3.48	3
Totals		0	20.2	12	9	8	10	27	1	0	2	2	0	7	0	125-97	1-0	4	3.48	-

#6 Gabe Fraser - 28 games (All games)

Date	Opponent	Pos	AB	R	H	RBI	2B	3B	HR	BB	SB	CS	HBP	SAC	SF	GDP	K	PO	A	E	Avg
Feb 15	WASHINGTON ST	pr	0	0	0	0	0	0	0	0	0	0	0	0	0	0	0	0	0	0	.000
Feb 22	vs TCU	*2b	3	0	0	0	0	0	0	0	0	0	0	0	0	0	1	0	2	1	.000
Feb 25	GRAMBLING	2b	0	0	0	1	0	0	0	0	0	0	0	0	1	0	0	0	0	0	.000
Mar 02	CHARLOTTE	*2b	3	0	1	0	0	0	0	0	0	0	0	0	0	0	0	0	0	0	.167
Mar 05	ULM	pr/2b	1	1	0	0	0	0	0	0	0	0	0	0	0	0	0	0	0	0	.143
Mar 09	PORTLAND	2b	1	0	0	0	0	0	0	0	0	0	0	0	0	0	0	1	1	0	.125
Mar 11	UCA	*2b	4	0	0	0	0	0	0	0	0	0	0	0	0	0	2	1	2	0	.083
Mar 16	at Ole Miss	pr/of	0	1	0	0	0	0	0	0	0	0	0	0	0	0	0	1	0	0	.083
Mar 18	ORAL ROBERTS	pr	0	1	0	0	0	0	0	0	0	0	0	0	0	0	0	0	0	0	.083
Mar 19	ORAL ROBERTS	3b	1	0	0	1	0	0	0	0	0	0	0	0	0	0	0	0	1	1	.077
Mar 25	MISSOURI STATE	*3b	4	1	2	4	0	0	1	0	0	0	0	0	0	0	1	1	1	0	.176
Mar 28	at Vanderbilt	pr	0	1	0	0	0	0	0	0	0	0	0	0	0	0	0	0	0	0	.176
Apr 01	vs Grambling	*2b	3	0	0	0	0	0	0	0	0	0	0	0	0	0	2	3	2	0	.150
Apr 05	MISSOURI	pr/3b	0	1	0	1	0	0	0	1	0	0	0	0	0	0	0	0	0	0	.150
Apr 06	MISSOURI-1	ss	0	0	0	0	0	0	0	0	0	0	0	0	0	0	0	1	0	0	.150
Apr 06	MISSOURI-2	3b	1	0	1	1	0	0	0	0	0	0	0	0	0	0	0	0	0	0	.190
Apr 11	at Georgia	2b	1	1	1	1	0	1	0	2	0	0	0	0	0	0	0	1	0	0	.227
Apr 12	at Georgia	*2b	3	0	2	1	0	0	0	1	0	0	0	0	0	0	0	0	1	0	.280
Apr 13	at Georgia	*2b	5	1	1	0	0	0	0	0	0	0	0	0	0	0	1	2	5	0	.267
Apr 17	TEXAS A&M	*2b	4	0	0	0	0	0	0	0	0	0	0	0	0	0	0	0	3	0	.235
Apr 18	TEXAS A&M-2	2b	1	0	0	0	0	0	0	0	0	0	0	0	0	0	1	0	0	0	.229
Apr 22	LITTLE ROCK	*2b	3	1	2	2	0	0	0	0	1	0	0	0	1	0	1	2	0	0	.263
Apr 23	LITTLE ROCK	*2b	3	1	1	0	0	0	0	1	1	0	0	0	0	0	0	0	2	0	.268
Apr 25	at Florida	*2b	3	1	1	0	1	0	0	1	0	0	0	0	0	0	1	0	1	0	.273
Apr 26	at Florida	*2b	3	2	1	0	0	0	0	0	0	0	1	0	0	0	1	1	1	0	.277
Apr 27	at Florida	*2b	4	1	0	0	0	0	0	0	0	0	1	0	0	0	0	0	2	0	.255
May 23	vs Ole Miss	ph	1	0	0	0	0	0	0	0	0	0	0	0	0	0	0	0	0	0	.250
May 31	CREIGHTON	pr	0	0	0	0	0	0	0	0	0	0	0	0	0	0	0	0	0	0	.250
Totals		13gs	52	14	13	12	1	1	1	6	2	0	2	0	2	0	11	14	24	2	.250

On base pct. .339 • Slugging pct. .365

#20 Gabe Gaeckle - 8 games (All games)

Date	Opponent	Pos	AB	R	H	RBI	2B	3B	HR	BB	SB	CS	HBP	SAC	SF	GDP	K	PO	A	E	Avg
Feb 21	vs Kansas State	*p	0	0	0	0	0	0	0	0	0	0	0	0	0	0	0	1	3	0	.000
Feb 28	CHARLOTTE	*p	0	0	0	0	0	0	0	0	0	0	0	0	0	0	0	0	1	0	.000
Mar 07	PORTLAND	*p	0	0	0	0	0	0	0	0	0	0	0	0	0	0	0	0	1	0	.000
Mar 15	at Ole Miss	*p	0	0	0	0	0	0	0	0	0	0	0	0	0	0	0	1	1	0	.000
Mar 29	at Vanderbilt	*p	0	0	0	0	0	0	0	0	0	0	0	0	0	0	0	1	1	0	.000
Apr 06	MISSOURI-1	*p	0	0	0	0	0	0	0	0	0	0	0	0	0	0	0	1	0	0	.000
Apr 18	TEXAS A&M-1	p	0	0	0	0	0	0	0	0	0	0	0	0	0	0	0	0	2	0	.000
May 23	vs Ole Miss	p	0	0	0	0	0	0	0	0	0	0	0	0	0	0	0	1	0	0	.000
Totals		6gs	0	0	0	0	0	0	0	0	0	0	0	0	0	0	0	5	9	0	.000

On base pct. .000 • Slugging pct. .000

#20 Gabe Gaeckle - 17 appearances (All games)

Date	Opponent	GS	IP	H	R	ER	BB	SO	2B	3B	HR	WP	BK	HBP	IBB	Score	W-L	Sv	ERA	NP
Feb 14	WASHINGTON ST	*	5.0	1	0	0	1	7	0	0	0	1	0	1	0	3-2	0-0	0	0.00	78
Feb 21	vs Kansas State	*	5.2	5	2	2	4	2	1	0	0	0	0	0	0	2-3	0-0	0	1.69	99
Feb 28	CHARLOTTE	*	3.0	10	9	9	1	3	3	1	1	2	0	0	0	11-10	0-0	0	7.24	66
Mar 07	PORTLAND	*	5.1	2	2	2	3	7	0	1	0	1	0	1	0	20-3	1-0	0	6.16	87
Mar 15	at Ole Miss	*	4.0	1	2	2	3	8	1	0	0	2	0	1	0	12-3	1-0	0	5.87	79
Mar 22	SOUTH CAROLIN	*	1.2	2	3	3	3	0	0	0	0	1	0	1	0	12-3	1-0	0	6.57	45
Mar 29	at Vanderbilt	*	5.2	6	2	2	0	7	1	0	0	0	0	0	0	6-4	1-0	0	5.93	92
Apr 06	MISSOURI-1	*	4.0	5	4	2	2	6	0	0	0	0	0	0	0	14-4	2-0	0	5.77	83
Apr 12	at Georgia	*	2.0	6	5	5	1	2	0	0	1	0	0	0	0	6-7	2-1	0	6.69	56
Apr 18	TEXAS A&M-1		5.2	4	1	1	2	8	0	0	1	0	0	0	0	11-5	3-1	0	6.00	97
Apr 26	at Florida		3.1	1	0	0	4	2	0	0	0	0	0	1	0	7-0	4-1	0	5.56	60
May 02	TEXAS		3.0	2	0	0	1	5	1	0	0	0	0	0	0	6-1	4-1	0	5.21	61
May 09	at LSU		3.1	2	1	1	0	5	0	0	0	1	0	0	0	4-5	4-2	0	5.05	45
May 15	TENNESSEE		2.2	4	3	3	2	3	0	0	2	0	0	0	0	7-10	4-2	0	5.30	54
May 23	vs Ole Miss		3.0	2	0	0	1	4	0	0	0	0	0	0	0	2-5	4-2	0	5.02	44
Jun 01	CREIGHTON		3.0	2	0	0	0	7	0	0	0	0	0	0	0	8-3	4-2	1	4.77	42
Jun 07	TENNESSEE		2.0	1	1	1	0	2	0	0	1	0	0	0	0	4-3	4-2	2	4.76	25
Totals		9	62.1	56	35	33	28	78	7	2	6	8	0	5	0	135-71	4-2	2	4.76	-

#29 Cole Gibler - 17 appearances (All games)

Date	Opponent	GS	IP	H	R	ER	BB	SO	2B	3B	HR	WP	BK	HBP	IBB	Score	W-L	Sv	ERA	NP
Feb 17	WASHINGTON ST		1.0	0	0	0	1	1	0	0	0	0	0	0	0	12-2	0-0	0	0.00	12
Feb 23	vs Michigan		1.0	0	0	0	1	3	0	0	0	0	0	1	0	8-6	0-0	0	0.00	25
Mar 04	ULM		1.0	2	1	1	0	3	1	0	0	0	0	0	0	14-1	0-0	0	3.00	22
Mar 11	UCA		2.0	1	1	1	1	4	0	0	0	0	0	1	0	9-2	0-0	0	3.60	34
Mar 18	ORAL ROBERTS		2.0	4	1	1	0	1	0	0	0	1	0	0	0	4-1	1-0	0	3.86	39
Mar 25	MISSOURI STATE		2.1	3	3	3	1	7	0	0	1	0	0	0	0	13-14	1-0	0	5.79	44
Apr 01	vs Grambling		2.0	0	0	0	1	5	0	0	0	0	0	0	0	7-4	1-0	1	4.76	25
Apr 06	MISSOURI-2		1.0	0	0	0	0	2	0	0	0	0	0	1	0	16-2	1-0	1	4.38	14
Apr 08	ARKANSAS STAT		1.0	1	0	0	1	2	0	0	0	0	0	0	0	7-3	1-0	1	4.05	24
Apr 12	at Georgia		1.0	1	0	0	0	3	0	0	0	0	0	0	0	6-7	1-0	1	3.77	15
Apr 13	at Georgia		1.0	1	1	1	0	2	0	0	1	0	0	0	0	6-7	1-1	1	4.11	18
Apr 18	TEXAS A&M-2		0.0	2	2	2	0	0	1	0	1	0	0	0	0	2-9	1-1	1	5.28	8
Apr 23	LITTLE ROCK		2.0	1	0	0	0	6	0	0	0	1	0	0	0	4-0	1-1	1	4.67	32
Apr 27	at Florida		1.1	1	1	1	1	0	1	0	0	0	0	0	0	5-9	1-1	1	4.82	27
May 11	at LSU		1.1	0	0	0	1	3	0	0	0	2	0	0	0	7-4	1-1	1	4.50	28
May 16	TENNESSEE		3.1	3	0	0	1	3	0	0	0	0	0	0	0	8-6	2-1	1	3.86	61
May 23	vs Ole Miss		1.2	1	0	0	0	4	0	0	0	0	0	0	0	2-5	2-1	1	3.60	27
Totals		0	25.0	21	10	10	9	49	3	0	3	4	0	3	0	130-82	2-1	1	3.60	-

#27 Ryder Helfrick - 56 games (All games)

Date	Opponent	Pos	AB	R	H	RBI	2B	3B	HR	BB	SB	CS	HBP	SAC	SF	GDP	K	PO	A	E	Avg
Feb 14	WASHINGTON ST	*c	2	1	1	0	0	0	0	2	0	1	0	0	0	0	1	11	1	1	.500
Feb 14	WASHINGTON ST	*c	3	0	1	3	0	1	0	1	0	0	0	0	0	0	1	8	0	0	.400
Feb 15	WASHINGTON ST	c	1	0	0	0	0	0	0	0	0	0	0	0	0	0	0	2	0	0	.333
Feb 17	WASHINGTON ST	*c	2	2	1	0	1	0	0	2	0	0	0	0	0	0	1	6	2	0	.375
Feb 21	vs Kansas State	*c	4	0	1	0	0	0	0	0	0	0	0	0	0	0	0	4	0	0	.333
Feb 22	vs TCU	*c	4	0	0	0	0	0	0	0	0	0	0	0	0	0	2	11	0	1	.250
Feb 23	vs Michigan	*c	2	0	0	0	0	0	0	0	0	0	0	0	0	0	2	7	0	0	.222
Feb 25	GRAMBLING	*c	2	1	1	3	0	0	1	0	0	0	1	0	1	0	1	4	0	0	.250
Feb 28	CHARLOTTE	*c	4	0	1	0	0	0	0	0	0	0	0	0	0	0	2	14	1	0	.250
Mar 01	CHARLOTTE	*c	3	0	1	1	0	0	0	0	0	0	0	1	0	0	1	15	0	0	.259
Mar 02	CHARLOTTE	*c	2	1	0	0	0	0	0	2	0	0	0	0	0	0	1	12	0	0	.241
Mar 04	ULM	*c	3	1	1	1	0	0	1	1	0	0	0	0	0	0	1	12	0	0	.250
Mar 07	PORTLAND	*c	2	1	0	0	0	0	0	1	0	0	1	0	0	0	2	6	2	0	.235
Mar 08	PORTLAND	*c	3	0	0	0	0	0	0	0	0	0	0	0	0	0	0	10	0	0	.216
Mar 09	PORTLAND	*c	4	1	1	1	0	0	1	0	0	0	0	0	0	0	2	7	0	0	.220
Mar 14	at Ole Miss	*c	3	0	1	2	0	0	0	0	0	0	0	0	1	0	0	9	0	0	.227
Mar 15	at Ole Miss	*c	3	0	0	0	0	0	0	0	0	0	0	1	0	0	1	15	0	0	.213
Mar 16	at Ole Miss	*c	5	2	0	0	0	0	0	0	0	0	0	0	0	0	2	10	0	0	.192
Mar 18	ORAL ROBERTS	c	0	0	0	0	0	0	0	0	0	0	0	0	0	0	0	1	0	0	.192
Mar 19	ORAL ROBERTS	*c	3	2	2	0	0	0	0	1	0	0	0	0	0	0	0	7	0	0	.218
Mar 21	SOUTH CAROLIN	*c	2	1	1	1	0	0	0	2	0	0	0	0	0	0	0	7	0	0	.228
Mar 22	SOUTH CAROLIN	*c	5	1	3	0	0	0	0	0	0	0	0	0	0	0	0	5	0	0	.258
Mar 23	SOUTH CAROLIN	*c	5	2	2	2	0	0	2	0	0	0	0	0	0	0	0	7	2	0	.269
Mar 28	at Vanderbilt	*c	3	1	1	0	0	1	0	2	0	0	0	0	0	0	0	8	0	0	.271
Mar 29	at Vanderbilt	*c	3	0	0	1	0	0	0	0	0	0	1	1	0	0	1	13	0	0	.260
Mar 30	at Vanderbilt	*c	3	1	0	0	0	0	0	1	0	0	0	0	0	0	0	11	2	0	.250
Apr 01	vs Grambling	c	0	0	0	0	0	0	0	0	0	0	0	0	0	0	0	3	0	0	.250
Apr 05	MISSOURI	*c	2	2	2	2	1	0	0	1	0	0	1	0	0	0	0	9	0	0	.269
Apr 06	MISSOURI-1	*c	2	2	2	1	1	0	0	1	0	0	0	0	0	0	0	7	2	1	.287
Apr 06	MISSOURI-2	*c	4	2	3	0	1	0	0	0	0	0	0	0	0	0	0	11	0	0	.310
Apr 08	ARKANSAS STAT	c	1	0	1	0	0	0	0	0	0	1	0	0	0	0	0	3	0	0	.318
Apr 11	at Georgia	*c	5	0	1	1	0	0	0	0	0	0	0	0	0	0	1	9	0	0	.311
Apr 12	at Georgia	*c	5	1	1	1	0	0	1	0	0	0	0	0	0	0	2	15	0	0	.305
Apr 13	at Georgia	*c	4	2	2	2	0	0	2	0	0	0	0	1	0	0	2	18	0	0	.313
Apr 17	TEXAS A&M	*c	4	0	1	0	0	0	0	0	0	0	0	0	0	0	1	12	0	0	.311
Apr 18	TEXAS A&M-1	*c	4	0	0	0	0	0	0	0	0	0	0	0	0	0	2	13	0	0	.299
Apr 18	TEXAS A&M-2	*c	3	0	2	0	1	0	0	1	0	0	0	0	0	0	0	8	0	0	.309
Apr 22	LITTLE ROCK	*c	2	2	1	0	1	0	0	1	0	0	0	0	0	0	0	7	1	0	.312
Apr 23	LITTLE ROCK	c	1	0	0	0	0	0	0	0	0	0	0	0	0	0	1	4	0	0	.310
Apr 25	at Florida	*c	3	0	0	0	0	0	0	1	0	0	0	0	0	0	1	13	0	0	.302
Apr 26	at Florida	*c	3	0	0	0	0	0	0	1	0	0	0	0	0	0	2	10	1	0	.294
Apr 27	at Florida	*c	3	1	1	0	0	0	0	1	0	0	0	0	0	0	1	4	0	0	.295
May 01	TEXAS	*c	3	1	1	0	0	0	0	0	0	0	1	0	0	1	0	13	1	0	.296
May 02	TEXAS	*c	2	1	1	0	0	0	0	2	0	0	1	0	0	0	1	16	1	0	.299
May 03	TEXAS	*c	3	2	0	0	0	0	0	2	1	0	0	0	0	0	1	9	0	0	.292
May 09	at LSU	*c	4	1	2	0	1	0	0	0	0	0	0	0	0	0	1	13	0	0	.299
May 10	at LSU	*c	3	1	2	0	1	0	0	0	0	0	0	0	0	0	1	8	0	0	.307
May 11	at LSU	*c	3	2	2	1	2	0	0	2	0	0	0	0	0	0	1	15	0	0	.314
May 15	TENNESSEE	*c	4	1	1	0	0	0	0	1	0	0	0	0	0	0	2	9	2	0	.312
May 16	TENNESSEE	*c	4	1	1	2	0	0	1	0	0	0	0	0	0	0	2	6	0	0	.311
May 17	TENNESSEE	*c	4	1	2	5	0	0	1	0	0	0	0	0	0	0	2	14	0	0	.316
May 23	vs Ole Miss	*c	4	0	1	0	0	0	0	0	0	0	0	0	0	0	1	11	3	0	.314
May 30	NORTH DAKOTA	*c	4	1	2	0	0	0	0	0	1	0	0	0	0	0	0	11	2	0	.319
May 31	CREIGHTON	*c	4	2	3	3	0	0	2	2	0	0	0	0	0	0	0	9	0	0	.329
Jun 01	CREIGHTON	*c	3	1	1	1	0	0	1	1	0	0	0	0	0	0	0	19	1	0	.329
Jun 07	TENNESSEE	*c	3	1	1	2	0	0	1	0	0	0	1	0	0	1	1	8	0	0	.329
Totals		51gs	170	46	56	36	10	2	14	32	2	2	7	4	2	2	47	529	24	3	.329

On base pct. .450 • Slugging pct. .659

#10 Brent Iredale - 60 games (All games)

Date	Opponent	Pos	AB	R	H	RBI	2B	3B	HR	BB	SB	CS	HBP	SAC	SF	GDP	K	PO	A	E	Avg
Feb 14	WASHINGTON ST	*3b	4	0	1	1	0	0	0	0	0	0	0	0	1	0	2	3	1	0	.250
Feb 14	WASHINGTON ST	*3b	4	2	3	4	1	0	0	1	0	0	0	0	0	0	0	0	2	0	.500
Feb 15	WASHINGTON ST	*3b	3	2	2	2	0	0	2	1	0	0	0	0	0	0	0	0	3	0	.545
Feb 17	WASHINGTON ST	*3b	4	0	1	2	0	0	0	0	0	0	1	0	0	0	0	0	3	0	.467
Feb 21	vs Kansas State	*3b	3	0	1	0	1	0	0	1	0	0	0	0	0	0	0	0	1	0	.444
Feb 22	vs TCU	*3b	3	1	0	0	0	0	0	1	0	0	0	0	0	0	1	0	0	0	.381
Feb 23	vs Michigan	*3b	3	0	1	1	0	0	0	1	0	0	1	0	0	0	1	1	1	0	.375
Feb 25	GRAMBLING	*3b	1	4	1	0	0	0	0	3	1	0	1	0	0	0	0	0	2	0	.400
Feb 28	CHARLOTTE	*3b	3	2	0	0	0	0	0	1	0	0	1	0	0	0	1	0	5	0	.357
Mar 01	CHARLOTTE	*3b	3	2	2	1	1	0	0	1	0	0	0	0	0	0	0	1	1	0	.387
Mar 02	CHARLOTTE	*3b	4	1	1	0	1	0	0	0	0	0	0	0	0	0	2	0	1	0	.371
Mar 04	ULM	*3b	2	2	2	3	0	0	1	1	0	0	0	0	1	0	0	0	2	0	.405
Mar 05	ULM	*3b	2	0	0	0	0	0	0	2	0	0	0	0	0	0	1	0	1	0	.385
Mar 07	PORTLAND	*3b	4	3	3	8	1	0	2	0	0	0	0	0	0	0	0	0	2	0	.419
Mar 08	PORTLAND	*3b	3	2	1	0	1	0	0	1	1	0	0	0	0	0	2	0	2	0	.413
Mar 09	PORTLAND	*3b	3	1	1	3	0	0	1	1	0	0	0	0	0	0	1	0	4	0	.408
Mar 11	UCA	*3b	2	2	2	4	0	0	1	2	0	0	0	0	0	0	0	0	1	0	.431
Mar 14	at Ole Miss	*3b	2	1	0	0	0	0	0	1	0	0	1	0	0	0	2	0	2	1	.415
Mar 15	at Ole Miss	*3b	2	1	0	1	0	0	0	1	0	0	1	0	1	0	2	0	0	0	.400
Mar 16	at Ole Miss	*3b	4	0	1	0	0	0	0	1	0	0	0	0	0	1	0	0	2	0	.390
Mar 18	ORAL ROBERTS	*3b	1	0	0	1	0	0	0	1	0	0	1	0	1	0	0	0	4	0	.383
Mar 19	ORAL ROBERTS	*3b	2	2	1	1	0	0	0	0	0	0	2	0	0	0	0	1	3	0	.387
Mar 21	SOUTH CAROLIN	*3b	3	1	0	1	0	0	0	1	0	0	0	0	0	0	2	0	2	0	.369
Mar 22	SOUTH CAROLIN	*3b	4	1	1	3	0	0	1	0	0	0	1	0	0	0	2	1	0	0	.362
Mar 23	SOUTH CAROLIN	*3b	4	1	1	5	0	0	1	0	0	0	0	0	1	0	3	0	4	0	.356
Mar 25	MISSOURI STATE	3b	1	0	0	0	0	0	0	0	0	0	0	0	0	0	1	1	1	0	.351
Mar 28	at Vanderbilt	*3b	3	1	0	0	0	0	0	2	0	0	0	0	0	0	1	0	4	0	.338
Mar 29	at Vanderbilt	*3b	4	2	2	1	0	0	0	1	0	0	0	0	0	0	1	0	2	0	.346
Mar 30	at Vanderbilt	*3b	4	1	2	0	0	0	0	0	0	0	0	0	0	0	2	0	1	0	.353
Apr 01	vs Grambling	*3b	2	1	0	1	0	0	0	1	0	0	1	0	1	0	1	2	2	1	.345
Apr 05	MISSOURI	*3b	3	3	2	2	0	0	1	1	0	0	1	0	0	0	0	0	1	0	.356
Apr 06	MISSOURI-1	*3b	3	0	0	0	0	0	0	1	0	0	1	0	0	0	2	0	2	0	.344
Apr 06	MISSOURI-2	*3b	4	0	1	0	0	0	0	0	0	0	0	0	0	0	1	1	3	0	.340
Apr 08	ARKANSAS STAT	*3b	4	0	0	0	0	0	0	0	0	0	0	0	0	0	3	2	0	0	.327
Apr 11	at Georgia	*3b	3	2	2	1	1	0	0	1	0	0	1	0	0	0	0	0	3	0	.337
Apr 12	at Georgia	*3b	5	0	0	0	0	0	0	0	0	0	0	0	0	0	2	0	0	0	.321
Apr 13	at Georgia	*3b	5	0	0	0	0	0	0	0	0	0	0	0	0	0	2	0	1	0	.307
Apr 15	UAPB	*3b	4	0	0	0	0	0	0	1	0	0	0	0	0	0	1	1	1	0	.297
Apr 17	TEXAS A&M	*3b	4	0	0	0	0	0	0	0	0	0	0	0	0	0	2	1	2	2	.287
Apr 18	TEXAS A&M-1	*3b	3	1	1	3	1	0	0	0	0	0	0	0	1	0	0	1	1	0	.288
Apr 18	TEXAS A&M-2	*3b	4	0	2	0	0	0	0	0	0	0	0	0	0	0	2	1	1	0	.295
Apr 22	LITTLE ROCK	*3b	1	2	1	1	0	0	1	0	0	0	1	0	0	0	0	0	0	0	.300
Apr 23	LITTLE ROCK	*3b	2	0	1	1	0	0	0	2	0	0	0	0	0	0	0	0	6	0	.303
Apr 25	at Florida	*3b	4	0	0	0	0	0	0	0	0	0	0	0	0	0	2	0	2	0	.294
Apr 26	at Florida	*3b	5	1	2	1	1	0	0	0	1	0	0	0	0	1	0	1	1	0	.298
Apr 27	at Florida	*3b	4	0	1	0	0	0	0	1	0	0	0	0	0	0	1	1	2	0	.297
May 01	TEXAS	*3b	4	1	1	0	1	0	0	0	0	0	0	0	0	0	1	0	0	0	.295
May 02	TEXAS	*3b	2	2	1	1	0	0	1	1	0	0	2	0	0	0	0	2	1	0	.298
May 03	TEXAS	*3b	3	3	2	0	0	0	0	2	0	0	0	0	0	0	1	0	2	0	.305
May 09	at LSU	*3b	4	0	0	0	0	0	0	0	0	0	1	0	0	0	3	0	3	0	.297
May 10	at LSU	*3b	3	0	0	0	0	0	0	0	0	0	0	0	0	0	3	2	2	1	.292
May 11	at LSU	*3b	4	0	2	1	0	0	0	1	1	0	0	0	0	0	1	0	3	1	.297
May 15	TENNESSEE	*3b	3	1	1	0	0	0	0	1	1	0	1	0	0	0	0	1	0	0	.298
May 16	TENNESSEE	*3b	3	2	2	2	0	0	1	1	1	0	0	0	0	0	1	3	2	0	.304
May 17	TENNESSEE	*3b	2	0	0	0	0	0	0	2	1	1	0	0	0	0	1	0	2	0	.301
May 23	vs Ole Miss	*3b	3	0	0	0	0	0	0	0	0	0	0	0	0	0	2	0	3	0	.295
May 30	NORTH DAKOTA	*3b	4	0	0	0	0	0	0	0	0	0	0	0	0	0	0	2	2	0	.289
May 31	CREIGHTON	*3b	5	1	1	0	0	0	0	1	0	0	0	0	0	0	1	1	5	0	.286
Jun 01	CREIGHTON	*3b	1	2	0	0	0	0	0	1	0	0	2	0	0	1	0	0	1	0	.285
Jun 07	TENNESSEE	*3b	4	1	2	0	0	0	0	0	1	0	0	0	0	0	2	0	2	0	.289
Totals		59gs	190	58	55	56	10	0	13	43	8	1	21	0	7	3	62	30	113	6	.289

On base pct. .456 • Slugging pct. .547

#16 Aiden Jimenez - 3 games (All games)

Date	Opponent	Pos	AB	R	H	RBI	2B	3B	HR	BB	SB	CS	HBP	SAC	SF	GDP	K	PO	A	E	Avg
Apr 13	at Georgia	p	0	0	0	0	0	0	0	0	0	0	0	0	0	0	0	1	1	0	.000
May 16	TENNESSEE	*p	0	0	0	0	0	0	0	0	0	0	0	0	0	0	0	0	1	0	.000
May 30	NORTH DAKOTA	*p	0	0	0	0	0	0	0	0	0	0	0	0	0	0	0	0	1	0	.000
Totals		2gs	0	0	0	0	0	0	0	0	0	0	0	0	0	0	0	1	3	0	.000

On base pct. .000 • Slugging pct. .000

#16 Aiden Jimenez - 19 appearances (All games)

Date	Opponent	GS	IP	H	R	ER	BB	SO	2B	3B	HR	WP	BK	HBP	IBB	Score	W-L	Sv	ERA	NP
Feb 14	WASHINGTON ST		1.0	2	1	1	0	0	1	0	0	0	0	0	0	14-2	0-0	0	9.00	14
Feb 25	GRAMBLING		1.0	2	1	1	1	1	1	0	0	0	0	0	0	14-3	0-0	0	9.00	23
Mar 01	CHARLOTTE		2.0	2	0	0	1	4	0	0	0	0	0	0	0	8-5	1-0	0	4.50	28
Mar 04	ULM		1.0	2	0	0	0	1	0	0	0	0	0	0	0	14-1	1-0	0	3.60	14
Mar 09	PORTLAND		1.0	0	0	0	0	0	0	0	0	0	0	0	0	5-3	1-0	0	3.00	13
Mar 15	at Ole Miss		3.0	0	0	0	0	6	0	0	0	0	0	0	0	12-3	1-0	1	2.00	35
Mar 22	SOUTH CAROLIN		4.1	4	0	0	0	4	0	0	0	0	0	1	0	12-3	2-0	1	1.35	45
Mar 28	at Vanderbilt		0.1	0	0	0	0	0	0	0	0	0	0	0	0	9-0	2-0	1	1.32	3
Mar 29	at Vanderbilt		3.1	3	1	1	0	4	0	0	0	1	0	0	0	6-4	3-0	1	1.59	57
Apr 06	MISSOURI-1		2.0	0	0	0	0	2	0	0	0	0	0	0	0	14-4	3-0	1	1.42	27
Apr 11	at Georgia		2.1	0	0	0	1	2	0	0	0	0	0	0	0	13-3	4-0	1	1.27	31
Apr 13	at Georgia		2.2	1	1	1	0	2	1	0	0	0	0	1	0	6-7	4-0	1	1.50	28
Apr 18	TEXAS A&M-2		2.0	2	2	2	0	1	0	0	1	0	0	0	0	2-9	4-1	1	2.08	28
Apr 26	at Florida		2.2	3	0	0	0	3	1	0	0	0	0	0	0	7-0	4-1	1	1.88	39
May 02	TEXAS		2.0	1	0	0	1	1	0	0	0	0	0	0	0	6-1	4-1	1	1.76	33
May 09	at LSU		0.1	2	2	2	2	1	0	0	0	0	0	0	0	4-5	4-1	1	2.32	23
May 11	at LSU		1.1	3	1	1	1	2	0	0	0	0	0	0	0	7-4	4-1	1	2.51	30
May 16	TENNESSEE	*	2.1	7	4	4	0	0	3	0	0	0	0	0	0	8-6	4-1	1	3.37	43
May 30	NORTH DAKOTA	*	3.2	5	2	2	4	3	1	0	1	0	0	0	1	6-2	4-1	1	3.52	63
Totals		2	38.1	39	15	15	11	37	8	0	2	1	0	2	1	167-65	4-1	1	3.52	-

#25 Kuhio Aloy - 56 games (All games)

Date	Opponent	Pos	AB	R	H	RBI	2B	3B	HR	BB	SB	CS	HBP	SAC	SF	GDP	K	PO	A	E	Avg
Feb 14	WASHINGTON ST	*dh	4	2	2	3	1	0	1	1	0	0	0	0	0	0	1	0	0	0	.500
Feb 17	WASHINGTON ST	*dh	3	2	1	1	0	0	1	2	0	0	0	0	0	0	2	0	0	0	.429
Feb 21	vs Kansas State	*dh	4	1	1	1	0	0	1	0	0	0	0	0	0	0	2	0	0	0	.364
Feb 22	vs TCU	ph	1	0	1	2	1	0	0	0	0	0	0	0	0	0	0	0	0	0	.417
Feb 25	GRAMBLING	*dh	4	2	4	2	1	0	0	1	0	0	0	0	0	0	0	0	0	0	.562
Feb 28	CHARLOTTE	*dh	4	2	2	3	1	0	0	1	0	0	0	0	0	0	0	0	0	0	.550
Mar 01	CHARLOTTE	*dh	3	2	2	3	1	0	1	1	0	0	0	0	0	0	1	0	0	0	.565
Mar 02	CHARLOTTE	*dh	4	0	2	1	0	0	0	0	0	0	0	0	0	0	0	0	0	0	.556
Mar 04	ULM	*dh	5	2	3	6	0	0	1	0	0	0	0	0	0	1	1	0	0	0	.562
Mar 05	ULM	*dh	4	1	2	4	0	0	1	1	0	0	0	0	0	0	0	0	0	0	.556
Mar 07	PORTLAND	*dh	4	3	2	3	1	0	0	1	0	0	0	0	0	0	0	0	0	0	.550
Mar 08	PORTLAND	*dh	3	0	0	0	0	0	0	1	0	0	0	0	0	0	1	0	0	0	.512
Mar 09	PORTLAND	*dh	4	0	0	0	0	0	0	0	0	0	0	0	0	0	0	0	0	0	.468
Mar 11	UCA	*dh	3	3	1	2	0	0	1	1	0	0	1	0	0	0	0	0	0	0	.460
Mar 14	at Ole Miss	*dh	5	2	3	0	1	0	0	0	0	0	0	0	0	0	1	0	0	0	.473
Mar 15	at Ole Miss	*dh	5	1	1	1	0	0	1	0	0	0	0	0	0	0	2	0	0	0	.450
Mar 16	at Ole Miss	*dh	6	0	1	1	0	0	0	0	0	0	0	0	0	0	3	0	0	0	.424
Mar 18	ORAL ROBERTS	*dh	5	0	2	1	0	0	0	0	0	0	0	0	0	1	2	0	0	0	.423
Mar 19	ORAL ROBERTS	*dh	3	1	1	1	0	0	0	2	0	0	0	0	0	0	2	0	0	0	.419
Mar 21	SOUTH CAROLIN	*dh	3	1	1	0	1	0	0	1	0	0	0	0	0	0	1	0	0	0	.416
Mar 22	SOUTH CAROLIN	*dh	4	1	2	2	0	0	0	1	0	0	0	0	0	0	2	0	0	0	.420
Mar 23	SOUTH CAROLIN	*dh	3	1	1	0	0	0	0	1	0	0	1	0	0	0	0	0	0	0	.417
Mar 25	MISSOURI STATE	*dh	5	2	1	0	0	0	0	1	0	0	0	0	0	0	2	0	0	0	.404
Mar 28	at Vanderbilt	*dh	5	0	1	1	1	0	0	0	0	0	0	0	0	0	3	0	0	0	.394
Mar 29	at Vanderbilt	*dh	4	0	1	0	0	0	0	1	0	0	0	0	0	0	1	0	0	0	.388
Mar 30	at Vanderbilt	*dh	4	0	0	0	0	0	0	0	0	0	0	0	0	0	2	0	0	0	.373
Apr 01	vs Grambling	*dh	4	1	2	1	0	0	0	0	0	0	1	0	0	0	1	0	0	0	.377
Apr 05	MISSOURI	*dh	4	2	0	0	0	0	0	1	0	0	1	0	0	0	4	0	0	0	.364
Apr 06	MISSOURI-1	*dh	5	2	2	1	0	0	0	0	0	0	0	0	0	0	2	0	0	0	.365
Apr 06	MISSOURI-2	*dh	5	1	3	3	2	0	0	0	0	0	0	0	0	0	1	0	0	0	.375
Apr 08	ARKANSAS STAT	*dh	4	1	1	2	0	0	1	0	0	0	0	0	0	0	2	0	0	0	.371
Apr 11	at Georgia	*dh	4	2	3	3	0	0	0	1	0	0	0	0	0	0	1	0	0	0	.383
Apr 12	at Georgia	*dh	4	1	2	2	0	0	1	1	0	0	0	0	0	0	2	0	0	0	.386
Apr 13	at Georgia	*dh	5	0	0	0	0	0	0	0	0	0	0	0	0	0	3	0	0	0	.372
Apr 15	UAPB	*of	5	3	4	4	0	0	1	0	0	0	0	0	0	0	1	0	0	1	.387
Apr 17	TEXAS A&M	*dh	4	0	1	1	1	0	0	0	0	0	0	0	0	1	1	0	0	0	.384
Apr 18	TEXAS A&M-1	*dh	4	1	3	1	0	0	0	0	0	0	0	0	0	1	0	0	0	0	.393
Apr 18	TEXAS A&M-2	*dh	3	0	0	1	0	0	0	0	0	0	0	0	1	0	1	0	0	0	.386
Apr 22	LITTLE ROCK	*dh	3	0	0	0	0	0	0	0	0	0	0	0	0	0	1	0	0	0	.378
Apr 25	at Florida	*dh	4	0	1	0	0	0	0	0	0	0	0	0	0	0	1	0	0	0	.375
Apr 26	at Florida	*dh	5	1	2	2	0	0	0	0	0	0	0	0	0	0	0	0	0	0	.376
Apr 27	at Florida	*dh	5	0	1	0	1	0	0	0	0	0	0	0	0	0	2	0	0	0	.371
May 01	TEXAS	*dh	4	0	1	1	0	0	0	0	0	0	0	0	0	0	1	0	0	0	.368
May 02	TEXAS	*dh	5	0	1	3	1	0	0	0	0	0	0	0	0	0	1	0	0	0	.363
May 03	TEXAS	*dh	5	1	1	2	0	0	1	0	0	0	0	0	0	0	3	0	0	0	.359
May 09	at LSU	*dh	3	1	1	1	0	0	1	2	0	0	0	0	0	0	1	0	0	0	.358
May 10	at LSU	*dh	4	0	1	0	0	0	0	0	0	0	0	0	0	0	0	0	0	0	.356
May 11	at LSU	*dh	3	2	1	0	0	0	0	2	0	0	0	0	0	0	1	0	0	0	.356
May 15	TENNESSEE	*dh	5	0	2	2	1	0	0	0	0	0	0	0	0	0	2	0	0	0	.357
May 16	TENNESSEE	*dh	3	1	0	0	0	0	0	1	0	0	1	0	0	0	2	0	0	0	.351
May 17	TENNESSEE	*dh	4	1	0	0	0	0	0	1	0	0	0	0	0	0	3	0	0	0	.345
May 23	vs Ole Miss	*dh	3	0	0	1	0	0	0	1	0	0	0	0	0	0	2	0	0	0	.340
May 30	NORTH DAKOTA	*dh	3	1	1	0	0	0	0	1	0	0	0	0	0	0	1	0	0	0	.340
May 31	CREIGHTON	*dh	5	0	1	0	0	0	0	1	0	0	0	0	0	0	2	0	0	0	.336
Jun 01	CREIGHTON	*dh	4	0	1	0	0	0	0	0	0	0	0	0	0	0	0	0	0	0	.335
Jun 07	TENNESSEE	*dh	4	0	1	0	0	0	0	0	0	0	0	0	0	0	0	0	0	0	.333
Totals		55gs	225	51	75	69	15	0	13	29	0	0	5	0	1	4	71	0	0	1	.333

On base pct. .419 • Slugging pct. .573

#8 Cam Kozeal - 55 games (All games)

Date	Opponent	Pos	AB	R	H	RBI	2B	3B	HR	BB	SB	CS	HBP	SAC	SF	GDP	K	PO	A	E	Avg
Feb 14	WASHINGTON ST	*2b	4	2	2	0	2	0	0	0	0	0	0	0	0	0	1	4	2	0	.500
Feb 17	WASHINGTON ST	*2b	4	2	1	0	0	0	0	0	0	0	0	0	0	0	1	2	4	0	.375
Feb 21	vs Kansas State	ph/1	2	0	1	0	1	0	0	0	0	0	0	0	0	0	0	3	0	0	.400
Feb 22	vs TCU	*1b	3	0	0	0	0	0	0	0	0	0	0	1	0	0	1	5	2	0	.308
Feb 23	vs Michigan	*1b	5	0	1	1	0	0	0	0	0	0	0	0	0	0	0	4	1	0	.278
Feb 28	CHARLOTTE	*1b/2	5	1	2	1	0	0	0	0	0	0	0	0	0	0	2	6	1	0	.304
Mar 01	CHARLOTTE	*1b	4	0	1	0	0	0	0	0	0	0	0	0	0	0	1	3	0	0	.296
Mar 02	CHARLOTTE	ph	1	0	1	0	0	0	0	0	0	0	0	0	0	0	0	0	0	0	.321
Mar 04	ULM	*1b	4	1	2	2	0	0	1	0	0	0	0	0	0	0	0	5	0	0	.344
Mar 07	PORTLAND	*1b	4	0	0	1	0	0	0	0	0	0	0	0	0	0	1	9	0	0	.306
Mar 08	PORTLAND	*1b	4	0	1	0	0	0	0	0	0	1	0	0	0	0	1	5	0	0	.300
Mar 11	UCA	*1b	3	1	2	3	0	0	1	1	1	0	0	0	0	0	0	5	0	0	.326
Mar 14	at Ole Miss	ph/2	2	0	1	1	0	0	0	0	0	0	0	0	0	0	1	0	0	0	.333
Mar 15	at Ole Miss	*2b/1	5	2	3	1	1	0	0	0	0	0	0	0	0	0	0	1	2	1	.360
Mar 16	at Ole Miss	*1b	4	1	2	2	0	0	0	1	0	0	0	0	0	0	0	4	1	0	.370
Mar 18	ORAL ROBERTS	*1b	3	0	0	0	0	0	0	1	0	0	0	0	0	1	0	10	0	0	.351
Mar 19	ORAL ROBERTS	*1b/2	5	1	2	2	1	0	0	0	0	0	0	0	0	0	0	4	1	0	.355
Mar 21	SOUTH CAROLIN	*1b	4	2	2	0	1	0	0	0	0	0	0	0	0	0	1	6	0	0	.364
Mar 22	SOUTH CAROLIN	*1b	4	2	2	0	0	0	0	0	0	0	1	0	0	0	0	6	0	0	.371
Mar 23	SOUTH CAROLIN	*1b	4	0	1	1	0	0	0	1	0	0	0	0	0	0	1	9	1	0	.365
Mar 25	MISSOURI STATE	*1b	4	2	2	1	0	0	0	1	0	0	1	0	0	0	0	8	0	0	.372
Mar 28	at Vanderbilt	*1b	5	2	3	5	0	0	2	0	0	0	0	0	0	0	1	7	2	0	.386
Mar 29	at Vanderbilt	*1b	4	1	1	3	0	0	1	0	0	0	0	1	0	0	1	8	1	0	.379
Mar 30	at Vanderbilt	*1b	3	1	1	0	0	0	0	1	1	0	0	0	0	0	1	3	0	0	.378
Apr 01	vs Grambling	ph/1	1	0	0	0	0	0	0	0	0	0	0	0	0	0	0	0	0	0	.374
Apr 05	MISSOURI	*1b/2	5	3	4	5	1	0	0	1	0	0	0	0	0	0	1	6	0	0	.396
Apr 06	MISSOURI-1	*1b	2	2	2	2	1	0	0	2	0	0	0	0	1	0	0	5	1	0	.408
Apr 06	MISSOURI-2	*1b	5	3	3	6	1	0	2	0	0	0	0	0	0	0	1	5	0	0	.417
Apr 08	ARKANSAS STAT	*1b	4	1	1	0	1	0	0	0	0	0	0	0	0	0	3	10	0	0	.411
Apr 11	at Georgia	*1b	5	2	1	1	0	0	0	0	0	0	0	0	0	0	1	6	0	0	.402
Apr 12	at Georgia	*1b	4	2	2	0	2	0	0	1	0	0	0	0	0	0	0	3	0	0	.405
Apr 13	at Georgia	*1b	6	0	1	1	0	0	0	0	0	0	0	0	0	0	2	10	1	0	.393
Apr 15	UAPB	*2b	4	1	2	3	0	0	1	0	0	0	0	0	1	0	0	3	3	1	.397
Apr 17	TEXAS A&M	*1b	4	0	0	1	0	0	0	0	0	0	0	0	0	0	0	7	1	0	.385
Apr 18	TEXAS A&M-1	*2b	4	0	0	1	0	0	0	0	0	0	0	0	0	0	0	0	1	0	.373
Apr 18	TEXAS A&M-2	*2b/1	4	0	0	0	0	0	0	0	0	0	0	0	0	0	3	3	1	1	.362
Apr 22	LITTLE ROCK	*1b	4	1	3	0	1	0	0	0	0	0	0	0	0	0	1	6	0	0	.373
Apr 23	LITTLE ROCK	*1b	3	0	0	0	0	0	0	1	0	0	0	0	0	0	0	10	0	0	.366
Apr 25	at Florida	*1b	4	1	1	1	0	0	1	0	0	0	0	0	0	0	3	4	0	0	.362
Apr 26	at Florida	ph/1	3	1	1	2	0	0	1	0	0	0	0	0	0	0	2	4	0	1	.362
Apr 27	at Florida	*1b	4	0	2	2	1	0	0	1	0	0	0	0	0	0	0	7	0	0	.365
May 01	TEXAS	*2b	4	1	1	3	0	0	1	0	0	0	0	0	0	0	2	3	1	0	.363
May 02	TEXAS	*2b	5	0	0	0	0	0	0	0	0	0	0	0	0	0	1	1	1	0	.352
May 03	TEXAS	*2b	5	0	0	0	0	0	0	0	0	0	0	0	0	0	3	1	1	0	.341
May 09	at LSU	*2b	4	1	1	1	0	0	1	1	0	0	0	0	0	1	2	2	3	0	.339
May 10	at LSU	*2b	3	0	1	0	0	0	0	0	0	0	0	0	0	0	1	3	0	0	.339
May 11	at LSU	*2b	5	0	2	2	0	0	0	0	0	0	0	0	0	0	0	1	3	0	.341
May 15	TENNESSEE	*2b	5	0	1	0	1	0	0	0	0	0	0	0	0	0	1	2	2	1	.337
May 16	TENNESSEE	*2b	4	1	2	0	0	0	0	0	0	0	0	0	0	0	1	4	4	0	.340
May 17	TENNESSEE	*2b	3	0	0	0	0	0	0	1	0	0	0	0	0	0	1	0	1	0	.335
May 23	vs Ole Miss	*2b	3	1	1	1	0	0	1	1	0	0	0	0	0	0	1	2	2	0	.335
May 30	NORTH DAKOTA	*2b	4	1	3	4	1	0	1	0	0	0	0	0	0	0	1	1	1	0	.343
May 31	CREIGHTON	*2b	5	2	2	2	1	0	1	1	0	0	0	0	0	1	1	1	3	0	.345
Jun 01	CREIGHTON	*2b	4	0	1	0	1	0	0	0	0	0	0	0	0	1	0	0	1	0	.343
Jun 07	TENNESSEE	*2b	4	1	1	0	0	0	0	0	0	0	0	0	0	1	1	1	4	0	.341
Totals		50gs	214	46	73	62	18	0	15	16	2	1	2	2	2	5	47	228	53	5	.341

On base pct. .389 • Slugging pct. .636

#22 Logan Maxwell - 46 games (All games)

Date	Opponent	Pos	AB	R	H	RBI	2B	3B	HR	BB	SB	CS	HBP	SAC	SF	GDP	K	PO	A	E	Avg
Feb 14	WASHINGTON ST	*dh	3	0	1	1	0	0	0	1	0	0	0	0	1	0	0	0	0	0	.333
Feb 15	WASHINGTON ST	*dh	4	0	1	0	0	0	0	0	0	0	0	0	0	0	0	0	0	0	.286
Feb 22	vs TCU	*dh	3	1	0	0	0	0	0	1	0	0	0	0	0	0	1	0	0	0	.200
Feb 23	vs Michigan	*dh	3	1	0	0	0	0	0	2	0	0	0	0	0	1	0	0	0	0	.154
Feb 25	GRAMBLING	*of	4	3	2	1	0	0	0	1	0	0	0	0	0	0	0	0	0	0	.235
Feb 28	CHARLOTTE	*of	5	2	2	2	0	0	1	0	0	0	0	0	0	0	3	0	0	0	.273
Mar 01	CHARLOTTE	*of	4	1	1	2	0	0	1	1	0	0	0	0	0	0	1	0	0	0	.269
Mar 02	CHARLOTTE	*of	5	0	3	1	0	0	0	0	0	0	0	0	0	0	0	5	0	0	.323
Mar 04	ULM	*of	4	1	2	0	0	0	0	1	0	0	0	0	0	0	1	1	0	0	.343
Mar 07	PORTLAND	*of	2	2	1	0	0	0	0	1	0	0	0	0	0	0	0	0	0	0	.351
Mar 11	UCA	*of	4	1	0	0	0	0	0	0	0	0	1	0	0	0	2	1	0	0	.317
Mar 14	at Ole Miss	*of/of	5	1	1	2	0	0	1	0	0	0	0	0	0	1	1	4	0	0	.304
Mar 15	at Ole Miss	*of	5	2	3	1	0	0	1	0	0	0	0	0	0	0	0	0	0	0	.333
Mar 16	at Ole Miss	*of/of	4	2	3	1	1	0	0	1	0	0	0	0	0	0	0	1	0	0	.364
Mar 18	ORAL ROBERTS	*of	2	0	0	0	0	0	0	0	0	0	1	0	0	0	0	2	0	0	.351
Mar 19	ORAL ROBERTS	*of	2	1	1	2	0	0	1	2	0	1	0	0	0	0	0	0	0	0	.356
Mar 21	SOUTH CAROLIN	*of	3	2	2	2	0	0	1	0	0	0	1	0	0	0	1	3	0	0	.371
Mar 22	SOUTH CAROLIN	*of	2	1	0	0	0	0	0	1	0	0	2	0	0	0	1	4	0	0	.359
Mar 23	SOUTH CAROLIN	*of	3	1	2	0	0	0	0	0	0	0	0	1	0	0	0	0	0	0	.373
Mar 25	MISSOURI STATE	*of	4	1	2	0	0	0	0	0	0	0	0	1	0	0	1	1	0	0	.380
Mar 28	at Vanderbilt	*of	4	3	2	1	1	0	1	1	0	0	0	0	0	0	1	2	0	0	.387
Mar 29	at Vanderbilt	*of	5	1	1	0	0	0	0	0	0	0	0	0	0	0	0	1	0	0	.375
Mar 30	at Vanderbilt	*of	3	1	1	1	0	0	1	1	0	0	0	0	0	0	1	1	0	0	.373
Apr 05	MISSOURI	*of	2	3	1	1	0	0	1	3	0	0	0	0	0	0	1	1	0	0	.376
Apr 06	MISSOURI-1	*of	3	0	2	1	0	0	0	0	0	0	1	0	0	0	0	0	0	0	.386
Apr 11	at Georgia	*of	5	1	1	1	1	0	0	0	0	0	0	0	0	0	2	2	0	0	.376
Apr 12	at Georgia	*of	4	0	1	1	0	0	0	0	0	0	1	0	0	0	2	2	0	0	.371
Apr 13	at Georgia	*of	4	0	0	0	0	0	0	0	0	0	0	0	0	0	1	1	0	0	.356
Apr 15	UAPB	*dh	4	3	2	0	0	0	0	1	0	0	0	0	0	0	0	0	0	0	.362
Apr 17	TEXAS A&M	*of	3	1	0	0	0	0	0	1	0	0	0	0	0	0	0	0	0	0	.352
Apr 18	TEXAS A&M-1	ph	0	0	0	0	0	0	0	0	0	0	1	0	0	0	0	0	0	0	.352
Apr 18	TEXAS A&M-2	*of	4	0	1	1	0	0	0	0	0	0	0	0	1	0	2	0	0	0	.348
Apr 22	LITTLE ROCK	*of	3	0	1	2	0	0	0	1	0	0	0	0	0	0	1	1	0	0	.348
Apr 23	LITTLE ROCK	*dh	3	0	1	0	0	0	0	1	0	0	0	0	0	0	1	0	0	0	.347
Apr 25	at Florida	*of	2	0	0	0	0	0	0	0	0	0	0	0	0	0	2	1	0	0	.342
May 09	at LSU	*of	4	0	0	0	0	0	0	0	0	0	0	0	0	1	0	0	0	0	.331
May 10	at LSU	*of	3	0	1	1	0	0	0	0	0	0	0	0	1	0	1	1	0	0	.331
May 11	at LSU	ph/of	1	0	0	0	0	0	0	1	0	0	0	0	0	0	0	0	0	0	.328
May 15	TENNESSEE	*of	4	1	3	0	0	0	0	1	0	0	0	0	0	0	1	3	0	0	.341
May 16	TENNESSEE	*of	5	1	2	1	0	0	1	0	0	0	0	0	0	0	2	1	0	0	.343
May 17	TENNESSEE	*of	3	1	2	1	0	0	0	2	0	0	0	0	0	0	0	1	0	0	.350
May 23	vs Ole Miss	*of	4	0	1	0	0	0	0	0	0	0	0	0	0	0	0	1	1	0	.347
May 30	NORTH DAKOTA	*of	3	0	0	1	0	0	0	0	0	0	0	0	1	0	0	1	0	0	.340
May 31	CREIGHTON	*of	5	2	2	0	0	0	0	0	0	0	0	0	0	0	1	1	0	0	.342
Jun 01	CREIGHTON	*of	4	2	2	3	0	0	2	0	0	0	0	0	0	0	1	3	0	0	.346
Jun 07	TENNESSEE	*of	3	1	2	0	0	0	0	1	0	0	0	0	0	0	0	3	0	0	.352
Totals		44gs	159	44	56	31	3	0	12	26	0	1	8	2	4	3	32	49	1	0	.352

On base pct. .457 • Slugging pct. .597

#41 Will McEntire - 2 games (All games)

Date	Opponent	Pos	AB	R	H	RBI	2B	3B	HR	BB	SB	CS	HBP	SAC	SF	GDP	K	PO	A	E	Avg
Feb 21	vs Kansas State	p	0	0	0	0	0	0	0	0	0	0	0	0	0	0	0	0	1	0	.000
Mar 22	SOUTH CAROLIN	p	0	0	0	0	0	0	0	0	0	0	0	0	0	0	0	0	1	0	.000
Totals		0gs	0	0	0	0	0	0	0	0	0	0	0	0	0	0	0	0	2	0	.000

On base pct. .000 • Slugging pct. .000

#41 Will McEntire - 16 appearances (All games)

Date	Opponent	GS	IP	H	R	ER	BB	SO	2B	3B	HR	WP	BK	HBP	IBB	Score	W-L	Sv	ERA	NP
Feb 14	WASHINGTON ST		2.2	2	1	1	0	3	0	0	1	0	0	0	0	3-2	0-0	0	3.38	37
Feb 21	vs Kansas State		1.0	1	0	0	0	0	0	0	0	1	0	0	0	2-3	0-0	0	2.45	10
Feb 23	vs Michigan		1.0	2	2	2	1	0	0	0	2	0	0	0	0	8-6	0-0	0	5.79	29
Mar 02	CHARLOTTE		1.0	0	0	0	0	1	0	0	0	0	0	0	0	4-3	1-0	0	4.76	9
Mar 05	ULM		1.0	0	0	0	0	2	0	0	0	0	0	0	0	15-3	1-0	0	4.05	13
Mar 11	UCA		1.0	0	0	0	0	2	0	0	0	0	0	1	0	9-2	1-0	0	3.52	17
Mar 16	at Ole Miss		3.1	2	1	1	0	5	1	0	1	0	0	0	0	12-9	1-0	0	3.27	40
Mar 22	SOUTH CAROLIN		3.0	1	0	0	0	1	0	0	0	0	0	0	0	12-3	1-0	1	2.57	30
Mar 25	MISSOURI STATE		0.0	3	3	2	1	0	1	0	0	0	0	0	0	13-14	1-0	1	3.86	17
Apr 05	MISSOURI		1.0	0	0	0	0	2	0	0	0	0	0	0	0	21-3	1-0	1	3.60	13
Apr 15	UAPB		2.0	0	0	0	0	3	0	0	0	0	0	0	0	13-3	1-0	1	3.18	29
Apr 18	TEXAS A&M-2		0.2	1	0	0	0	0	0	0	0	0	0	0	0	2-9	1-0	1	3.06	14
Apr 23	LITTLE ROCK		1.0	0	0	0	0	2	0	0	0	0	0	0	0	4-0	1-0	1	2.89	16
Apr 27	at Florida		1.0	2	1	1	0	0	2	0	0	0	0	0	0	5-9	1-0	1	3.20	17
May 01	TEXAS		1.0	0	0	0	1	3	0	0	0	0	0	0	0	9-0	1-0	1	3.05	21
May 17	TENNESSEE		3.2	0	0	0	0	4	0	0	0	0	0	0	0	8-4	1-0	2	2.59	39
Totals		0	24.1	14	8	7	3	28	4	0	4	1	0	1	0	140-73	1-0	2	2.59	-

#26 Tate McGuire - 4 games (All games)

Date	Opponent	Pos	AB	R	H	RBI	2B	3B	HR	BB	SB	CS	HBP	SAC	SF	GDP	K	PO	A	E	Avg
Feb 21	vs Kansas State	p	0	0	0	0	0	0	0	0	0	0	0	0	0	0	0	1	1	0	.000
Mar 05	ULM	p	0	0	0	0	0	0	0	0	0	0	0	0	0	0	0	0	1	0	.000
Apr 01	vs Grambling	*p	0	0	0	0	0	0	0	0	0	0	0	0	0	0	0	0	1	0	.000
Apr 08	ARKANSAS STAT	*p	0	0	0	0	0	0	0	0	0	0	0	0	0	0	0	0	1	0	.000
Totals		2gs	0	0	0	0	0	0	0	0	0	0	0	0	0	0	0	1	4	0	.000

On base pct. .000 • Slugging pct. .000

#26 Tate McGuire - 14 appearances (All games)

Date	Opponent	GS	IP	H	R	ER	BB	SO	2B	3B	HR	WP	BK	HBP	IBB	Score	W-L	Sv	ERA	NP
Feb 14	WASHINGTON ST		1.0	1	0	0	0	1	0	0	0	0	0	0	0	14-2	0-0	0	0.00	7
Feb 21	vs Kansas State		1.1	2	1	1	0	1	1	0	0	0	0	0	0	2-3	0-1	0	3.86	15
Feb 23	vs Michigan		0.1	0	0	0	0	0	0	0	0	0	0	0	0	8-6	0-1	1	3.38	5
Mar 01	CHARLOTTE		0.2	1	2	2	1	1	0	0	1	0	0	0	0	8-5	0-1	1	8.10	19
Mar 05	ULM		2.0	0	0	0	0	2	0	0	0	0	0	0	0	15-3	0-1	1	5.06	25
Mar 14	at Ole Miss		1.1	3	1	1	1	1	1	0	0	0	0	0	0	6-10	0-1	1	5.40	25
Mar 19	ORAL ROBERTS		3.0	0	0	0	0	2	0	0	0	0	0	0	0	16-0	0-1	1	3.72	31
Mar 25	MISSOURI STATE		1.2	1	1	1	1	1	0	0	1	0	0	0	0	13-14	0-2	1	3.97	26
Apr 01	vs Grambling	*	4.0	1	1	1	2	4	1	0	0	0	0	2	0	7-4	1-2	1	3.52	59
Apr 08	ARKANSAS STAT	*	3.0	5	2	2	1	2	2	0	0	1	0	0	0	7-3	1-2	1	3.93	47
Apr 15	UAPB	*	3.0	4	3	3	0	5	0	0	1	0	0	0	0	13-3	2-2	1	4.64	50
Apr 22	LITTLE ROCK	*	5.0	3	0	0	2	3	0	0	0	1	0	1	0	10-0	3-2	1	3.76	67
Apr 27	at Florida		0.2	0	0	0	0	0	0	0	0	0	0	0	0	5-9	3-2	1	3.67	2
May 10	at LSU		0.2	2	3	3	1	1	0	0	1	0	0	0	0	3-13	3-2	1	4.55	20
Totals		4	27.2	23	14	14	9	24	5	0	4	2	0	3	0	127-75	3-2	1	4.55	-

#1 Rocco Peppi - 19 games (All games)

Date	Opponent	Pos	AB	R	H	RBI	2B	3B	HR	BB	SB	CS	HBP	SAC	SF	GDP	K	PO	A	E	Avg
Feb 14	WASHINGTON ST	*1b	4	0	0	0	0	0	0	0	0	0	0	0	0	0	0	4	0	1	.000
Feb 14	WASHINGTON ST	*of	1	2	1	1	1	0	0	2	0	0	1	0	0	0	0	2	0	0	.200
Feb 15	WASHINGTON ST	*1b	4	0	0	0	0	0	0	0	0	0	0	0	0	0	2	6	0	0	.111
Feb 17	WASHINGTON ST	*1b	2	0	0	0	0	0	0	0	0	0	1	0	0	0	0	7	1	0	.091
Feb 21	vs Kansas State	*1b	2	0	0	0	0	0	0	0	0	0	0	0	0	0	0	8	1	0	.077
Feb 25	GRAMBLING	*1b	3	1	2	4	0	0	0	0	0	0	1	0	0	0	0	8	1	0	.188
Feb 28	CHARLOTTE	ph/1	2	1	1	2	1	0	0	0	0	0	1	0	0	0	0	1	0	0	.222
Mar 02	CHARLOTTE	*1b	2	0	0	1	0	0	0	0	0	0	0	0	1	0	1	4	1	0	.200
Mar 05	ULM	*1b	3	2	0	0	0	0	0	2	0	0	0	0	0	1	0	5	3	0	.174
Mar 09	PORTLAND	*1b	3	0	1	0	0	0	0	0	0	0	0	0	0	0	1	6	0	0	.192
Mar 14	at Ole Miss	*1b	4	0	2	0	0	0	0	0	0	0	0	0	0	0	1	5	0	0	.233
Mar 15	at Ole Miss	*1b	4	1	1	1	0	0	0	0	0	0	0	0	0	0	1	4	2	0	.235
Mar 16	at Ole Miss	ph/of	2	0	2	0	0	0	0	0	0	0	0	0	0	0	0	0	0	0	.278
Apr 18	TEXAS A&M-1	*1b	1	0	0	0	0	0	0	0	0	0	1	0	0	0	0	3	0	0	.270
Apr 18	TEXAS A&M-2	*1b	3	0	0	0	0	0	0	0	0	0	0	0	0	0	2	4	1	0	.250
Apr 26	at Florida	*1b	1	0	0	0	0	0	0	1	0	0	0	0	0	0	0	3	0	0	.244
May 02	TEXAS	*1b	3	0	0	0	0	0	0	0	0	0	0	0	0	0	1	2	0	0	.227
May 10	at LSU	1b	0	0	0	0	0	0	0	0	0	0	0	0	0	0	0	1	0	0	.227
May 11	at LSU	*1b	2	0	0	0	0	0	0	0	0	0	0	0	0	0	1	1	0	0	.217
Totals		16gs	46	7	10	9	2	0	0	5	0	0	5	0	1	1	10	74	10	1	.217

On base pct. .351 • Slugging pct. .261

#18 Reese Robinett - 27 games (All games)

Date	Opponent	Pos	AB	R	H	RBI	2B	3B	HR	BB	SB	CS	HBP	SAC	SF	GDP	K	PO	A	E	Avg
Feb 15	WASHINGTON ST	1b	0	0	0	0	0	0	0	0	0	0	0	0	0	0	0	2	0	0	.000
Feb 17	WASHINGTON ST	ph/1	1	0	0	0	0	0	0	1	0	0	0	0	0	0	1	2	1	0	.000
Feb 25	GRAMBLING	1b	1	0	0	0	0	0	0	0	0	0	0	0	0	0	1	2	0	0	.000
Feb 28	CHARLOTTE	1b	0	0	0	0	0	0	0	0	0	0	0	0	0	0	0	2	0	0	.000
Mar 01	CHARLOTTE	1b	0	0	0	0	0	0	0	0	0	0	0	0	0	0	0	3	0	0	.000
Mar 02	CHARLOTTE	1b	1	0	0	0	0	0	0	0	0	0	0	0	0	0	1	0	0	0	.000
Mar 05	ULM	3b	1	0	0	0	0	0	0	0	0	0	0	0	0	0	0	0	0	0	.000
Mar 09	PORTLAND	1b	1	0	0	0	0	0	0	0	0	0	0	0	0	0	1	5	0	0	.000
Mar 15	at Ole Miss	1b	0	0	0	0	0	0	0	0	0	0	0	0	0	0	0	0	0	0	.000
Mar 19	ORAL ROBERTS	1b	1	0	0	0	0	0	0	0	0	0	0	0	0	0	0	3	0	0	.000
Apr 15	UAPB	*1b	5	1	3	1	3	0	0	0	0	0	0	0	0	0	0	7	0	0	.273
Apr 18	TEXAS A&M-1	pr/1b	1	1	0	0	0	0	0	0	0	0	0	0	0	0	0	4	0	0	.250
Apr 22	LITTLE ROCK	3b	1	1	1	0	0	0	0	1	0	0	0	0	0	0	0	0	1	0	.308
May 01	TEXAS	*1b	3	0	1	0	0	0	0	1	0	0	0	0	0	0	1	8	0	0	.312
May 02	TEXAS	1b	1	0	0	1	0	0	0	1	0	0	0	0	0	0	0	1	0	0	.294
May 03	TEXAS	*1b	5	2	2	6	0	0	2	0	0	0	0	0	0	0	0	6	0	0	.318
May 09	at LSU	*1b	5	0	1	0	0	0	0	0	0	0	0	0	0	0	3	10	0	0	.296
May 10	at LSU	*1b/3	1	1	0	0	0	0	0	2	0	0	0	0	0	0	1	0	1	0	.286
May 11	at LSU	1b	3	0	1	2	0	0	0	0	0	0	0	0	0	0	1	6	0	0	.290
May 15	TENNESSEE	*1b	3	2	2	0	0	0	0	2	0	0	0	0	0	0	0	8	0	0	.324
May 16	TENNESSEE	*1b	4	0	0	0	0	0	0	0	0	0	0	0	0	1	3	10	0	0	.289
May 17	TENNESSEE	*1b	3	1	0	0	0	0	0	1	0	0	0	0	0	0	1	6	0	0	.268
May 23	vs Ole Miss	*1b	3	0	1	0	0	0	0	0	0	0	1	0	0	0	0	7	2	0	.273
May 30	NORTH DAKOTA	*1b	2	1	0	0	0	0	0	2	0	0	0	0	0	0	2	6	0	0	.261
May 31	CREIGHTON	*1b	2	1	1	1	0	0	0	3	1	0	0	0	0	0	1	8	1	0	.271
Jun 01	CREIGHTON	*1b	2	1	1	0	0	0	0	1	0	0	0	1	0	0	0	4	0	0	.280
Jun 07	TENNESSEE	*1b	4	0	1	0	0	0	0	0	0	0	0	0	0	0	1	10	0	1	.278
Totals		13gs	54	12	15	11	3	0	2	15	1	0	1	1	0	1	18	120	6	1	.278

On base pct. .443 • Slugging pct. .444

#33 Zach Root - 11 games (All games)

Date	Opponent	Pos	AB	R	H	RBI	2B	3B	HR	BB	SB	CS	HBP	SAC	SF	GDP	K	PO	A	E	Avg
Feb 14	WASHINGTON ST	*p	0	0	0	0	0	0	0	0	0	0	0	0	0	0	0	1	0	0	.000
Mar 01	CHARLOTTE	*p	0	0	0	0	0	0	0	0	0	0	0	0	0	0	0	0	1	0	.000
Mar 14	at Ole Miss	*p	0	0	0	0	0	0	0	0	0	0	0	0	0	0	0	0	1	0	.000
Mar 21	SOUTH CAROLIN	*p	0	0	0	0	0	0	0	0	0	0	0	0	0	0	0	0	1	0	.000
Mar 28	at Vanderbilt	*p	0	0	0	0	0	0	0	0	0	0	0	0	0	0	0	1	0	0	.000
Apr 05	MISSOURI	*p	0	0	0	0	0	0	0	0	0	0	0	0	0	0	0	0	1	0	.000
Apr 25	at Florida	*p	0	0	0	0	0	0	0	0	0	0	0	0	0	0	0	0	0	1	.000
May 01	TEXAS	*p	0	0	0	0	0	0	0	0	0	0	0	0	0	0	0	0	1	0	.000
May 09	at LSU	*p	0	0	0	0	0	0	0	0	0	0	0	0	0	0	0	1	1	0	.000
May 31	CREIGHTON	*p	0	0	0	0	0	0	0	0	0	0	0	0	0	0	0	0	1	0	.000
Jun 07	TENNESSEE	*p	0	0	0	0	0	0	0	0	0	0	0	0	0	0	0	0	1	0	.000
Totals		11gs	0	0	0	0	0	0	0	0	0	0	0	0	0	0	0	3	8	1	.000

On base pct. .000 • Slugging pct. .000

#33 Zach Root - 17 appearances (All games)

Date	Opponent	GS	IP	H	R	ER	BB	SO	2B	3B	HR	WP	BK	HBP	IBB	Score	W-L	Sv	ERA	NP
Feb 14	WASHINGTON ST	*	5.0	2	1	1	1	8	0	0	0	0	0	1	0	14-2	1-0	0	1.80	75
Feb 22	vs TCU	*	5.0	2	1	1	2	10	0	0	0	1	0	1	0	2-1	1-0	0	1.80	81
Mar 01	CHARLOTTE	*	5.1	5	3	3	2	8	3	0	0	0	0	1	0	8-5	1-0	0	2.93	97
Mar 08	PORTLAND	*	6.0	3	0	0	1	10	1	0	0	0	0	0	0	10-0	2-0	0	2.11	80
Mar 14	at Ole Miss	*	3.0	10	7	7	2	3	4	0	2	0	0	1	0	6-10	2-1	0	4.44	74
Mar 21	SOUTH CAROLIN	*	7.0	6	2	2	1	7	3	0	0	1	0	0	0	12-2	3-1	0	4.02	92
Mar 28	at Vanderbilt	*	7.2	3	0	0	3	7	1	0	0	1	0	0	0	9-0	4-1	0	3.23	100
Apr 05	MISSOURI	*	5.0	3	3	3	2	7	3	0	0	0	1	1	0	21-3	5-1	0	3.48	98
Apr 11	at Georgia	*	5.2	5	3	3	3	7	2	0	1	0	1	0	0	13-3	5-1	0	3.62	95
Apr 17	TEXAS A&M	*	4.0	7	6	5	3	6	1	0	0	2	0	1	0	4-7	5-2	0	4.19	95
Apr 25	at Florida	*	4.1	6	5	4	2	8	0	0	0	0	0	0	0	4-6	5-3	0	4.50	87
May 01	TEXAS	*	8.0	2	0	0	2	11	0	0	0	0	0	0	0	9-0	6-3	0	3.95	99
May 09	at LSU	*	6.0	5	2	2	0	6	2	0	1	0	0	1	0	4-5	6-3	0	3.88	91
May 15	TENNESSEE	*	3.2	7	4	4	2	4	0	0	1	0	0	0	0	7-10	6-4	0	4.16	68
May 23	vs Ole Miss	*	4.0	7	5	1	2	4	1	0	1	0	0	0	0	2-5	6-5	0	4.07	78
May 31	CREIGHTON	*	6.0	3	0	0	1	7	1	0	0	0	0	1	0	12-1	7-5	0	3.78	94
Jun 07	TENNESSEE	*	7.0	1	2	1	2	6	0	0	1	0	0	0	0	4-3	8-5	0	3.59	92
Totals		17	92.2	77	44	37	31	119	22	0	7	5	2	8	0	141-63	8-5	0	3.59	-

#3 Nolan Souza - 32 games (All games)

Date	Opponent	Pos	AB	R	H	RBI	2B	3B	HR	BB	SB	CS	HBP	SAC	SF	GDP	K	PO	A	E	Avg
Feb 14	WASHINGTON ST	*2b	4	0	1	0	0	0	0	0	1	0	0	0	0	0	2	3	1	0	.250
Feb 15	WASHINGTON ST	*2b	3	0	0	0	0	0	0	1	0	0	0	0	0	0	3	0	0	0	.143
Feb 21	vs Kansas State	*2b	4	0	0	0	0	0	0	0	0	0	0	0	0	0	3	2	1	0	.091
Feb 22	vs TCU	2b	0	0	0	0	0	0	0	0	0	0	0	0	0	0	0	1	2	0	.091
Feb 23	vs Michigan	*2b	3	1	0	0	0	0	0	1	0	0	0	0	0	0	1	2	3	0	.071
Feb 25	GRAMBLING	*2b	3	0	0	1	0	0	0	1	0	0	0	0	0	0	1	1	4	0	.059
Feb 28	CHARLOTTE	*2b	1	0	0	0	0	0	0	0	0	0	0	0	0	0	0	0	0	0	.056
Mar 01	CHARLOTTE	*2b	4	0	0	1	0	0	0	0	0	0	0	0	0	0	0	1	1	0	.045
Mar 02	CHARLOTTE	2b	1	1	1	0	0	0	0	0	0	0	0	0	0	0	0	1	1	0	.087
Mar 04	ULM	*2b	4	2	2	0	1	0	0	0	0	0	0	0	0	0	1	1	0	0	.148
Mar 05	ULM	*2b/ss	3	1	1	3	0	0	1	2	1	0	0	0	0	0	0	0	0	0	.167
Mar 07	PORTLAND	*2b	4	1	1	1	0	0	1	0	0	0	0	0	0	0	2	0	2	0	.176
Mar 08	PORTLAND	*2b	3	2	1	1	0	0	0	0	1	0	0	0	0	0	0	0	1	0	.189
Mar 09	PORTLAND	*2b/ss	3	0	0	0	0	0	0	0	0	0	0	0	0	0	1	1	3	0	.175
Mar 14	at Ole Miss	*2b	2	0	0	0	0	0	0	0	0	0	0	0	0	0	2	0	1	0	.167
Mar 15	at Ole Miss	2b	1	1	1	1	0	0	1	0	0	0	0	0	0	0	0	0	1	0	.186
Mar 16	at Ole Miss	*2b	5	1	1	1	1	0	0	0	0	0	0	0	0	0	2	2	2	0	.188
Mar 18	ORAL ROBERTS	*2b	4	1	0	0	0	0	0	0	0	0	0	0	0	0	0	1	3	0	.173
Mar 19	ORAL ROBERTS	*2b/ss	2	3	1	3	0	0	1	2	1	0	0	0	0	0	0	1	1	0	.185
Mar 21	SOUTH CAROLIN	*2b	4	0	1	0	0	0	0	0	0	0	0	0	0	0	1	2	1	0	.190
Mar 22	SOUTH CAROLIN	*2b	5	1	1	0	0	0	0	0	0	0	0	0	0	0	1	3	3	0	.190
Mar 23	SOUTH CAROLIN	*2b	2	1	1	0	0	0	0	3	0	0	0	0	0	0	0	5	3	0	.200
Mar 25	MISSOURI STATE	*2b	5	1	3	2	1	0	0	0	0	0	0	0	0	0	2	0	1	1	.229
Mar 28	at Vanderbilt	*2b	3	0	0	2	0	0	0	2	1	0	0	0	0	0	1	2	2	0	.219
Mar 29	at Vanderbilt	*2b	5	0	0	0	0	0	0	0	0	0	0	0	0	0	1	1	2	0	.205
Mar 30	at Vanderbilt	*2b	4	0	2	2	1	0	0	0	0	0	0	0	0	0	2	3	1	0	.220
Apr 01	vs Grambling	2b	0	0	0	0	0	0	0	1	0	0	0	0	0	0	0	0	1	0	.220
Apr 05	MISSOURI	*2b/ss	3	2	1	3	0	0	0	2	1	0	0	0	0	0	2	0	2	0	.224
Apr 06	MISSOURI-1	*2b	3	2	2	0	0	0	0	1	0	0	0	0	0	0	0	1	1	1	.239
Apr 06	MISSOURI-2	*2b	3	1	0	0	0	0	0	2	0	0	0	0	0	0	0	1	1	0	.231
Apr 08	ARKANSAS STAT	*2b	3	2	2	1	0	0	0	1	3	0	0	0	0	0	1	1	2	0	.245
Apr 11	at Georgia	*2b	2	0	1	0	1	0	0	0	0	0	0	0	0	0	1	0	1	0	.250
Totals		28gs	96	24	24	22	5	0	4	19	9	0	0	0	0	0	30	36	48	2	.250

On base pct. .374 • Slugging pct. .427

#4 Justin Thomas Jr. - 57 games (All games)

Date	Opponent	Pos	AB	R	H	RBI	2B	3B	HR	BB	SB	CS	HBP	SAC	SF	GDP	K	PO	A	E	Avg
Feb 14	WASHINGTON ST	*of	2	1	0	0	0	0	0	2	1	0	0	0	0	1	0	2	0	0	.000
Feb 14	WASHINGTON ST	*of	2	1	1	0	1	0	0	2	1	0	0	0	0	0	0	2	0	0	.250
Feb 15	WASHINGTON ST	*of	3	0	1	0	0	0	0	0	0	0	0	0	0	0	1	2	0	0	.286
Feb 17	WASHINGTON ST	*of	1	3	1	1	0	0	0	3	0	1	0	0	0	0	0	0	0	0	.375
Feb 21	vs Kansas State	*of	4	0	0	0	0	0	0	0	0	0	0	0	0	0	3	2	1	0	.250
Feb 22	vs TCU	*of	3	0	1	0	0	0	0	0	0	0	0	0	0	0	0	3	0	0	.267
Feb 23	vs Michigan	*of	2	1	0	0	0	0	0	1	0	1	1	0	0	0	2	0	0	0	.235
Feb 25	GRAMBLING	*of	3	1	2	1	1	0	1	1	0	0	0	0	0	0	0	2	0	0	.300
Feb 28	CHARLOTTE	*of	4	1	1	1	0	0	0	0	0	0	0	0	0	0	1	3	0	0	.292
Mar 01	CHARLOTTE	of	0	0	0	0	0	0	0	0	0	0	0	0	0	0	0	0	0	0	.292
Mar 02	CHARLOTTE	*of	3	0	1	0	0	0	0	0	0	1	0	1	0	0	2	1	0	0	.296
Mar 05	ULM	*of	1	2	0	0	0	0	0	2	0	0	1	0	0	0	0	1	0	0	.286
Mar 07	PORTLAND	*of	4	1	1	0	0	0	0	0	1	0	0	0	0	0	2	1	0	0	.281
Mar 08	PORTLAND	*of	2	2	1	2	0	0	1	0	0	0	1	0	0	0	0	2	0	0	.294
Mar 09	PORTLAND	*of	3	0	0	0	0	0	0	0	0	0	0	0	0	0	0	4	0	0	.270
Mar 14	at Ole Miss	*of	3	0	0	0	0	0	0	0	0	0	0	0	0	0	3	2	0	0	.250
Mar 15	at Ole Miss	*of	3	1	1	1	0	0	0	0	0	0	1	0	1	0	2	1	0	0	.256
Mar 16	at Ole Miss	of	0	0	0	0	0	0	0	0	0	0	0	0	0	0	0	0	0	0	.256
Mar 18	ORAL ROBERTS	of	1	0	0	0	0	0	0	0	0	0	0	0	0	0	0	2	0	0	.250
Mar 19	ORAL ROBERTS	ph/of	0	0	0	0	0	0	0	1	0	0	0	0	0	0	0	0	0	0	.250
Mar 21	SOUTH CAROLIN	*of	4	1	2	2	1	0	0	0	0	0	0	0	0	0	2	0	0	0	.271
Mar 22	SOUTH CAROLIN	*of	3	2	1	2	0	0	0	1	0	0	0	0	1	0	1	2	0	0	.275
Mar 23	SOUTH CAROLIN	*of	4	1	2	2	0	0	1	0	0	0	0	1	0	0	1	3	0	0	.291
Mar 25	MISSOURI STATE	pr/of	0	1	0	0	0	0	0	1	1	0	0	0	0	0	0	0	0	0	.291
Mar 28	at Vanderbilt	*of	4	0	1	0	0	0	0	0	0	0	0	0	0	0	1	1	0	0	.288
Mar 29	at Vanderbilt	*of	4	1	1	1	0	0	1	1	0	0	0	0	0	0	2	3	0	1	.286
Mar 30	at Vanderbilt	*of	4	1	1	0	1	0	0	0	0	0	0	0	0	0	1	3	1	0	.284
Apr 01	vs Grambling	of	0	0	0	0	0	0	0	0	0	0	0	0	0	0	0	0	0	0	.284
Apr 05	MISSOURI	*of	3	1	2	4	0	0	0	2	0	0	0	0	0	0	0	2	0	0	.300
Apr 06	MISSOURI-1	*of	3	1	0	1	0	0	0	1	0	0	0	0	0	0	2	1	0	0	.288
Apr 06	MISSOURI-2	*of	2	0	0	1	0	0	0	1	0	0	0	0	1	1	0	1	0	0	.280
Apr 08	ARKANSAS STAT	*of	2	1	1	0	0	0	0	2	0	0	0	0	0	0	0	3	0	0	.286
Apr 11	at Georgia	*of	5	1	0	0	0	0	0	0	0	0	0	0	0	0	3	5	0	0	.268
Apr 12	at Georgia	*of	1	0	0	0	0	0	0	0	0	0	0	0	0	0	1	2	0	0	.265
Apr 13	at Georgia	of	1	0	0	0	0	0	0	0	0	0	0	0	0	0	0	0	0	0	.262
Apr 17	TEXAS A&M	*of	3	0	2	0	0	0	0	0	0	0	0	0	0	0	0	1	0	0	.276
Apr 18	TEXAS A&M-1	*of	3	3	2	3	0	0	2	1	0	0	0	0	0	0	1	3	0	0	.289
Apr 18	TEXAS A&M-2	*of	2	0	0	0	0	0	0	0	0	0	0	0	0	0	1	4	0	0	.283
Apr 22	LITTLE ROCK	*of	2	2	1	1	0	1	0	1	0	0	0	0	0	0	1	1	0	0	.287
Apr 23	LITTLE ROCK	of	0	0	0	0	0	0	0	0	0	0	0	0	0	0	0	0	0	0	.287
Apr 25	at Florida	*of	3	1	1	2	0	0	1	0	0	0	0	0	0	0	1	2	0	0	.289
Apr 26	at Florida	*of	2	1	0	0	0	0	0	1	0	0	1	0	0	0	0	1	0	0	.283
Apr 27	at Florida	*of	3	1	0	1	0	0	0	1	0	0	0	0	0	0	0	5	0	1	.275
May 01	TEXAS	*of	2	2	1	1	0	0	0	1	0	0	1	0	0	0	1	2	0	0	.279
May 02	TEXAS	*of	2	1	1	0	0	0	0	1	0	0	1	0	0	0	0	2	0	0	.283
May 03	TEXAS	*of	2	2	1	2	0	0	1	2	0	0	1	0	0	0	0	4	0	0	.287
May 09	at LSU	*of	4	1	3	0	0	0	0	0	0	0	0	0	0	0	1	2	0	0	.304
May 10	at LSU	*of	3	1	1	1	0	0	0	0	0	0	0	0	0	0	2	4	0	0	.304
May 11	at LSU	*of	4	1	1	0	1	0	0	1	1	0	0	0	0	0	1	1	0	0	.303
May 15	TENNESSEE	*of	5	1	2	1	0	0	0	0	0	0	0	0	0	0	1	1	0	0	.306
May 16	TENNESSEE	*of	3	2	2	0	0	0	0	1	0	0	0	0	0	0	0	2	0	0	.315
May 17	TENNESSEE	*of	3	0	0	0	0	0	0	1	0	0	0	0	0	0	2	3	0	0	.308
May 23	vs Ole Miss	*of	3	0	0	0	0	0	0	0	0	0	0	0	0	0	3	1	0	0	.301
May 30	NORTH DAKOTA	*of	3	0	0	0	0	0	0	0	0	0	0	1	0	0	0	3	0	0	.294
May 31	CREIGHTON	*of	5	0	1	0	0	0	0	0	0	0	0	0	0	0	1	3	0	0	.291
Jun 01	CREIGHTON	*of	4	1	1	3	0	0	1	0	0	0	0	0	0	0	0	0	0	0	.290
Jun 07	TENNESSEE	*of	3	0	0	0	0	0	0	0	0	0	0	0	0	0	1	1	0	0	.284
Totals		49gs	148	45	42	34	5	1	9	32	5	3	8	3	3	2	47	102	2	2	.284

On base pct. .429 • Slugging pct. .514

#9 Wehiwa Aloy - 60 games (All games)

Date	Opponent	Pos	AB	R	H	RBI	2B	3B	HR	BB	SB	CS	HBP	SAC	SF	GDP	K	PO	A	E	Avg
Feb 14	WASHINGTON ST	*ss	5	0	1	0	0	0	0	0	1	0	0	0	0	0	2	2	5	0	.200
Feb 14	WASHINGTON ST	*ss	2	2	0	0	0	0	0	1	0	0	2	0	0	1	0	0	3	0	.143
Feb 15	WASHINGTON ST	*ss	3	1	1	2	0	0	1	0	0	0	1	0	0	0	1	0	3	0	.200
Feb 17	WASHINGTON ST	*ss	3	0	2	2	0	0	0	2	0	0	0	0	0	0	0	1	1	0	.308
Feb 21	vs Kansas State	*ss	4	1	2	1	0	0	1	0	0	0	0	0	0	0	1	3	5	0	.353
Feb 22	vs TCU	*ss	3	0	0	0	0	0	0	0	0	0	1	0	0	0	0	3	2	0	.300
Feb 23	vs Michigan	*ss	4	3	4	2	1	0	1	1	0	0	0	0	0	0	0	0	1	2	.417
Feb 25	GRAMBLING	*ss	4	1	1	0	0	0	0	1	0	0	0	0	0	0	0	1	3	0	.393
Feb 28	CHARLOTTE	*ss	4	1	1	0	1	0	0	1	0	0	0	0	0	0	0	0	1	0	.375
Mar 01	CHARLOTTE	*ss	4	1	1	0	1	0	0	0	0	0	1	0	0	0	1	1	2	0	.361
Mar 02	CHARLOTTE	*ss	5	1	1	0	0	0	0	0	0	0	0	0	0	0	1	2	2	0	.341
Mar 04	ULM	*ss	5	2	3	0	1	0	0	0	0	0	0	0	0	0	1	1	1	0	.370
Mar 05	ULM	*ss	4	1	2	2	2	0	0	0	0	0	0	0	0	0	0	0	1	0	.380
Mar 07	PORTLAND	*ss	3	5	3	4	0	0	2	1	1	0	1	0	0	0	0	3	0	0	.415
Mar 08	PORTLAND	*ss	4	1	2	4	1	0	1	0	0	0	0	0	0	0	0	1	2	0	.421
Mar 09	PORTLAND	*ss	3	1	2	1	0	0	0	0	0	0	0	0	0	0	0	1	1	0	.433
Mar 11	UCA	*ss	5	0	0	0	0	0	0	0	0	0	0	0	0	0	2	2	4	0	.400
Mar 14	at Ole Miss	*ss	4	0	0	0	0	0	0	1	0	0	0	0	0	0	2	3	0	0	.377
Mar 15	at Ole Miss	*ss	5	1	1	1	0	0	1	1	0	0	0	0	0	0	3	3	2	0	.365
Mar 16	at Ole Miss	*ss	5	3	3	5	0	0	2	1	0	0	0	0	0	0	0	3	1	1	.380
Mar 18	ORAL ROBERTS	*ss	4	1	2	0	0	0	0	1	0	0	0	0	0	1	0	1	0	0	.386
Mar 19	ORAL ROBERTS	*ss	4	2	3	4	1	1	0	0	0	1	0	0	0	0	0	0	1	0	.402
Mar 21	SOUTH CAROLIN	*ss	5	1	2	3	0	0	1	0	0	0	0	0	0	0	1	1	2	0	.402
Mar 22	SOUTH CAROLIN	*ss	5	1	2	2	2	0	0	0	0	0	0	0	0	0	2	3	6	0	.402
Mar 23	SOUTH CAROLIN	*ss	4	2	1	0	0	0	0	1	0	0	0	0	0	0	0	1	4	0	.396
Mar 25	MISSOURI STATE	*ss	6	1	1	1	1	0	0	0	0	0	0	0	0	0	3	0	2	0	.383
Mar 28	at Vanderbilt	*ss	5	0	0	0	0	0	0	0	0	0	0	0	0	1	2	2	1	0	.366
Mar 29	at Vanderbilt	*ss	5	1	2	0	0	0	0	0	1	0	0	0	0	1	0	1	2	0	.368
Mar 30	at Vanderbilt	*ss	5	0	0	0	0	0	0	0	0	0	0	0	0	0	2	2	2	0	.352
Apr 01	vs Grambling	*ss	3	3	2	1	0	0	0	2	2	0	0	0	0	0	1	0	4	0	.360
Apr 05	MISSOURI	*ss	4	2	0	0	0	0	0	1	0	0	0	0	0	0	1	0	0	0	.349
Apr 06	MISSOURI-1	*ss	5	3	4	1	1	0	0	0	0	0	0	0	0	0	1	2	1	0	.366
Apr 06	MISSOURI-2	*ss	3	4	2	1	0	0	0	2	0	0	0	0	0	0	0	0	1	0	.372
Apr 08	ARKANSAS STAT	*ss	5	0	0	0	0	0	0	0	0	0	0	0	0	0	3	0	6	0	.359
Apr 11	at Georgia	*ss	3	3	2	3	1	0	1	1	0	1	1	0	0	0	1	1	2	0	.366
Apr 12	at Georgia	*ss	4	1	1	0	0	0	0	1	0	0	0	0	0	0	1	0	0	0	.362
Apr 13	at Georgia	*ss	6	1	2	1	0	0	1	0	0	0	0	0	0	0	3	0	1	0	.361
Apr 15	UAPB	*ss	5	2	3	2	0	0	1	0	1	0	0	0	0	0	0	0	5	0	.369
Apr 17	TEXAS A&M	*ss	4	1	2	2	0	0	1	0	0	0	0	0	0	0	2	3	4	0	.372
Apr 18	TEXAS A&M-1	*ss	5	3	3	2	0	0	1	0	0	0	0	0	0	0	0	1	2	0	.379
Apr 18	TEXAS A&M-2	*ss	5	1	2	0	1	0	0	0	0	0	0	0	0	0	0	1	3	0	.379
Apr 22	LITTLE ROCK	*ss	3	1	1	0	1	0	0	0	0	0	1	0	0	0	0	1	3	0	.379
Apr 23	LITTLE ROCK	*ss	5	2	2	1	0	0	1	0	0	0	0	0	0	0	1	1	3	0	.379
Apr 25	at Florida	*ss	4	1	1	1	0	0	1	0	0	0	0	0	0	0	1	1	1	0	.376
Apr 26	at Florida	*ss	3	1	0	1	0	0	0	1	0	0	0	0	1	0	0	3	5	0	.370
Apr 27	at Florida	*ss	3	1	1	0	0	0	0	1	0	0	1	0	0	0	2	1	2	0	.370
May 01	TEXAS	*ss	3	2	1	2	1	0	0	1	0	0	0	0	0	0	0	0	5	0	.369
May 02	TEXAS	*ss	3	1	1	0	0	0	0	2	0	0	0	0	0	0	0	1	1	1	.369
May 03	TEXAS	*ss	4	1	3	0	0	0	0	1	0	0	0	0	0	0	1	0	1	0	.376
May 09	at LSU	*ss	5	0	2	1	0	0	0	0	0	0	0	0	0	0	2	1	3	0	.377
May 10	at LSU	*ss	4	0	0	0	0	0	0	0	0	0	0	0	0	0	3	0	0	0	.370
May 11	at LSU	*ss	3	0	0	1	0	0	0	1	0	0	0	0	1	0	3	1	2	0	.364
May 15	TENNESSEE	*ss	5	1	1	2	0	0	0	0	0	0	0	0	0	1	0	2	4	0	.361
May 16	TENNESSEE	*ss	5	0	1	1	0	0	0	0	0	0	0	0	0	0	2	0	5	0	.357
May 17	TENNESSEE	*ss	5	3	2	1	1	0	1	0	1	0	0	0	0	0	1	0	3	0	.358
May 23	vs Ole Miss	*ss	3	1	0	0	0	0	0	1	0	0	0	0	0	0	2	2	2	1	.353
May 30	NORTH DAKOTA	*ss	3	1	1	1	1	0	0	0	0	0	0	0	1	0	1	3	2	0	.353
May 31	CREIGHTON	*ss	4	2	2	5	0	0	2	2	1	0	0	0	0	0	1	2	1	0	.356
Jun 01	CREIGHTON	*ss	3	1	1	0	0	0	0	1	0	1	0	0	0	0	1	0	0	0	.355
Jun 07	TENNESSEE	*ss	4	0	0	0	0	0	0	0	0	0	0	0	0	0	1	1	4	0	.350
Totals		60gs	246	77	86	64	18	1	20	30	8	3	9	0	3	5	59	69	136	5	.350

On base pct. .434 • Slugging pct. .675

#44 Carson Wiggins - 5 games (All games)

Date	Opponent	Pos	AB	R	H	RBI	2B	3B	HR	BB	SB	CS	HBP	SAC	SF	GDP	K	PO	A	E	Avg
Mar 01	CHARLOTTE	p	0	0	0	0	0	0	0	0	0	0	0	0	0	0	0	0	1	0	.000
Mar 16	at Ole Miss	p	0	0	0	0	0	0	0	0	0	0	0	0	0	0	0	1	0	0	.000
Apr 06	MISSOURI-2	p	0	0	0	0	0	0	0	0	0	0	0	0	0	0	0	0	1	0	.000
Apr 13	at Georgia	p	0	0	0	0	0	0	0	0	0	0	0	0	0	0	0	0	0	1	.000
Apr 18	TEXAS A&M-2	p	0	0	0	0	0	0	0	0	0	0	0	0	0	0	0	0	1	0	.000
Totals		0gs	0	0	0	0	0	0	0	0	0	0	0	0	0	0	0	1	3	1	.000

On base pct. .000 • Slugging pct. .000

#44 Carson Wiggins - 14 appearances (All games)

Date	Opponent	GS	IP	H	R	ER	BB	SO	2B	3B	HR	WP	BK	HBP	IBB	Score	W-L	Sv	ERA	NP
Feb 15	WASHINGTON ST		1.0	1	0	0	0	1	1	0	0	0	0	0	0	5-2	0-0	1	0.00	20
Feb 23	vs Michigan		0.0	1	1	1	1	0	0	0	0	2	0	0	0	8-6	0-0	1	9.00	5
Feb 25	GRAMBLING		1.0	0	0	0	0	1	0	0	0	0	0	0	0	14-3	0-0	1	4.50	10
Mar 01	CHARLOTTE		1.0	0	0	0	0	2	0	0	0	0	0	0	0	8-5	0-0	2	3.00	13
Mar 09	PORTLAND		1.0	0	0	0	0	1	0	0	0	1	0	0	0	5-3	0-0	3	2.25	12
Mar 16	at Ole Miss		2.0	1	1	1	3	3	0	0	0	0	0	0	0	12-9	1-0	3	3.00	37
Mar 23	SOUTH CAROLIN		1.0	1	0	0	0	2	0	0	0	0	0	0	0	11-4	1-0	3	2.57	13
Mar 29	at Vanderbilt		1.0	0	1	1	2	1	0	0	0	1	0	0	0	6-4	1-0	3	3.38	27
Apr 06	MISSOURI-2		1.0	0	0	0	1	1	0	0	0	0	0	0	0	16-2	1-0	3	3.00	11
Apr 08	ARKANSAS STAT		1.0	0	0	0	0	1	0	0	0	0	0	0	0	7-3	1-0	3	2.70	8
Apr 13	at Georgia		2.0	1	1	0	0	4	1	0	0	0	0	1	0	6-7	1-0	3	2.25	35
Apr 18	TEXAS A&M-2		1.0	1	1	1	2	0	0	0	0	2	0	0	2	2-9	1-0	3	2.77	26
Apr 22	LITTLE ROCK		1.0	0	0	0	0	3	0	0	0	0	0	0	0	10-0	1-0	3	2.57	13
Apr 27	at Florida		0.0	1	1	1	0	0	0	0	0	0	0	0	0	5-9	1-1	3	3.21	4
Totals		0	14.0	7	6	5	9	20	2	0	0	6	0	1	2	115-66	1-1	3	3.21	-

#14 Gage Wood - 3 games (All games)

Date	Opponent	Pos	AB	R	H	RBI	2B	3B	HR	BB	SB	CS	HBP	SAC	SF	GDP	K	PO	A	E	Avg
Apr 26	at Florida	*p	0	0	0	0	0	0	0	0	0	0	0	0	0	0	0	1	1	0	.000
May 02	TEXAS	*p	0	0	0	0	0	0	0	0	0	0	0	0	0	0	0	0	1	0	.000
Jun 01	CREIGHTON	*p	0	0	0	0	0	0	0	0	0	0	0	0	0	0	0	0	1	0	.000
Totals		3gs	0	0	0	0	0	0	0	0	0	0	0	0	0	0	0	1	3	0	.000

On base pct. .000 • Slugging pct. .000

#14 Gage Wood - 8 appearances (All games)

Date	Opponent	GS	IP	H	R	ER	BB	SO	2B	3B	HR	WP	BK	HBP	IBB	Score	W-L	Sv	ERA	NP
Feb 15	WASHINGTON ST	*	5.0	2	2	2	1	7	1	1	0	1	0	0	0	5-2	0-0	0	3.60	77
Feb 23	vs Michigan	*	2.0	2	1	0	0	6	0	0	0	0	0	1	0	8-6	0-0	0	2.57	39
Apr 18	TEXAS A&M-1	*	0.1	3	3	3	1	1	1	0	1	1	0	0	0	11-5	0-0	0	6.14	20
Apr 26	at Florida	*	3.0	1	0	0	0	5	1	0	0	0	0	0	0	7-0	0-0	0	4.35	42
May 02	TEXAS	*	4.0	2	1	1	0	9	0	0	1	0	0	0	0	6-1	1-0	0	3.77	57
May 10	at LSU	*	2.0	4	4	4	2	2	0	0	2	0	0	0	0	3-13	1-1	0	5.51	60
May 17	TENNESSEE	*	3.0	7	2	2	1	7	1	0	0	0	0	0	0	8-4	2-1	0	5.59	76
Jun 01	CREIGHTON	*	6.0	3	3	3	0	13	0	0	1	0	0	1	0	8-3	3-1	0	5.33	89
Totals		8	25.1	24	16	15	5	50	4	1	5	2	0	2	0	56-34	3-1	0	5.33	-

||| 2025 SCHEDULE / RESULTS

	Opponent	Score	Winning Pitcher	Losing Pitcher	Save	Attendance	Time
FEB.							
14	Washington State [DH-1]	W, 3-2 (10)	Foutch (1-0)	Stowe (0-1)		---	3:19
14	Washington State [DH-2]	W, 14-2 (7)	Root (1-0)	Lewis (0-1)		9,112	2:16
15	Washington State	W, 5-2	Carter (1-0)	Tedesco (0-1)	Wiggins (1)	9,418	2:46
17	Washington State	W, 12-2 (7)	Beidelschies (1-0)	Chambers (0-1)		8,780	2:30
21	vs. Kansas State ^	L, 3-2	Dean (1-0)	McGuire (0-1)		13,886	2:37
22	vs. #22 TCU ^	W, 2-1	Beidelschies (2-0)	LaPour (1-1)	Foutch (1)	17,994	2:55
23	vs. Michigan ^	W, 8-6	Carter (2-0)	DeVooght (2-1)	McGuire (1)	12,862	3:44
25	Grambling	W, 14-3 (7)	Bybee (1-0)	Robinson (0-1)		9,073	2:40
28	Charlotte	W, 11-10	Carter (3-0)	Sarver (0-1)	Foutch (2)	9,563	3:08
MARCH							
1	Charlotte	W, 8-5	Jimenez (1-0)	Taylor (0-1)	Wiggins (2)	10,938	2:53
2	Charlotte	W, 4-3	McEntire (1-0)	Stanton (0-1)		9,199	3:04
4	ULM	W, 14-1 (7)	Fisher (1-0)	Eager (1-1)		8,768	2:15
5	ULM	W, 15-3 (7)	Bybee (2-0)	Cirelli (0-3)		8,624	2:25
7	Portland	W, 20-3 (7)	Gaeckle (1-0)	Gaston (0-4)		9,982	2:08
8	Portland	W, 10-0 (7)	Root (2-0)	Segel (1-2)		10,536	1:48
9	Portland	W, 5-3	Beidelschies (3-0)	Rembisz (2-1)	Wiggins (3)	9,416	2:35
11	UCA	W, 9-2	Fisher (2-0)	Titlow (0-1)		10,742	2:34
14	at #13 Ole Miss *	L, 10-6	Elliott (4-0)	Root (2-1)		9,090	3:03
15	at #13 Ole Miss *	W, 12-3	Coil (1-0)	Maddox (3-2)	Jimenez (1)	9,304	3:19
16	at #13 Ole Miss *	W, 12-9	Wiggins (1-0)	Spencer (0-1)		9,164	3:49
18	Oral Roberts	W, 4-1	Gibler (1-0)	Johnson (0-1)	Foutch (3)	9,922	2:46
19	Oral Roberts	W, 16-0 (7)	Fisher (3-0)	Puffinbarger (0-1)		9,121	2:35
21	South Carolina *	W, 12-2 (7)	Root (3-1)	Stone (1-2)		10,023	2:16
22	South Carolina *	W, 12-3	Jimenez (2-0)	McCoy (2-2)	McEntire (1)	9,759	2:55
23	South Carolina *	W, 11-4	Coil (2-0)	Sweeney (0-2)		9,367	3:11
25	Missouri State	L, 14-13 (10)	Holmes (3-3)	McGuire (0-2)	Knight (1)	10,035	3:48
28	at #14 Vanderbilt *	W, 9-0	Root (4-1)	Thompson (2-2)		3,802	2:53
29	at #14 Vanderbilt *	W, 6-4 (10)	Jimenez (3-0)	Green (0-2)		3,802	3:15
30	at #14 Vanderbilt *	W, 7-3	Bybee (3-0)	Kranzler (3-1)		3,802	2:45
APRIL							
1	Grambling @	W, 7-4	McGuire (1-3)	Robinson (0-4)	Gibler (1)	9,312	3:00
5	Missouri *	W, 21-3 (7)	Root (5-1)	Jacobi (2-4)		9,927	3:06
6	Missouri * [DH-1]	W, 14-4 (7)	Gaeckle (2-0)	Lucas (1-3)		---	2:50
6	Missouri * [DH-2]	W, 16-2 (7)	Beidelschies (4-0)	Neubeck (0-1)		9,614	2:42
8	Arkansas State	W, 7-3	Carter (4-0)	Turner (1-4)		9,771	3:01
11	at #7 Georgia *	W, 13-3	Jimenez (4-0)	Quinn (0-1)		3,633	3:28
12	at #7 Georgia *	L, 7-6	Smith (3-1)	Gaeckle (2-1)	Hoskins (2)	3,633	3:17
13	at #7 Georgia *	L, 7-6 (12)	Zeldin (2-1)	Gibler (1-1)		3,633	3:36
15	UAPB	W, 13-3 (8)	McGuire (2-2)	Bedgood (0-3)		9,432	2:42
17	Texas A&M *	L, 7-4	Moss (5-2)	Root (5-2)		10,915	3:02
18	Texas A&M * [DH-1]	W, 11-5	Gaeckle (3-1)	Lamkin (3-4)		10,119	3:01
18	Texas A&M * [DH-2]	L, 9-2	Jackson (1-0)	Jimenez (4-1)		10,915	3:23
22	Little Rock	W, 10-0 (7)	McGuire (3-2)	Busick (1-1)		9,821	2:01
23	Little Rock	W, 4-0	Eaves (1-0)	Burkey (0-1)		9,542	2:52
25	at Florida *	L, 6-4	Peterson (7-2)	Root (5-3)		6,542	2:49
26	at Florida *	W, 7-0	Gaeckle (4-1)	King (4-2)		6,081	2:55
27	at Florida *	L, 9-5	McNeillie (4-2)	Wiggins (1-1)	Clemente (5)	5,681	3:15
29	at Missouri State	Canceled					
MAY							
1	#1 Texas *	W, 9-0	Root (6-3)	Riojas (8-2)		10,855	2:26
2	#1 Texas *	W, 6-1	Wood (1-0)	Harrison (4-1)		11,074	3:08
3	#1 Texas *	W, 13-8	Carter (5-0)	Burns (0-2)		11,031	3:24
9	at #3 LSU *	L, 5-4 (10)	Cowan (3-2)	Gaeckle (4-2)		11,658	3:19
10	at #3 LSU *	L, 13-3 (7)	Eyanson (8-2)	Wood (1-1)		12,264	2:56
11	at #3 LSU *	W, 7-4	Carter (6-0)	Evans (3-1)	Coil (1)	11,079	3:58
15	#17 Tennessee *	L, 10-7	Russell (1-1)	Root (6-4)		10,693	4:03
16	#17 Tennessee *	W, 8-6	Gibler (2-1)	Doyle (9-3)	Foutch (4)	10,925	3:28
17	#17 Tennessee *	W, 8-4	Wood (2-1)	Kuhns (2-3)	McEntire (2)	10,925	3:31
23	vs. #17 Ole Miss $	L, 5-2	Maddox (6-5)	Root (6-5)	Spencer (6)	13,627	3:07
30	North Dakota State %	W, 6-2	Coil (3-0)	Johnson (4-6)		9,994	2:36
31	Creighton %	W, 12-1	Root (7-5)	Magers (6-3)		10,115	3:11
JUNE							
1	Creighton %	W, 8-3	Wood (3-1)	Langrell (7-2)	Gaeckle (1)	9,946	2:33
7	#16 Tennessee !	W, 4-3	Root (8-5)	Phillips (4-5)	Gaeckle (2)	10,205	2:32
8	#16 Tennessee !						
9	#16 Tennessee ! (If Necessary)						

** SEC opponent*
^ Amegy Bank College Baseball Series (Globe Life Field in Arlington, Texas)
@ Game played at CHI St. Vincent Field at Dickey-Stephens Park in North Little Rock, Ark.
$ SEC Tournament (Hoover Metropolitan Stadium in Hoover, Ala.)
% NCAA Fayetteville Regional (Baum-Walker Stadium in Fayetteville, Ark.)
! NCAA Fayetteville Super Regional (Baum-Walker Stadium in Fayetteville, Ark.)