



# Arkansas State

## 2025 BASEBALL GAME NOTES

### GAME 32 | APRIL 8, 2025 | FAYETTEVILLE, ARK.

#### BAUM-WALKER STADIUM

**ARKANSAS RAZORBACKS**  
30-3 | 11-1 SEC

**ARKANSAS STATE RED WOLVES**  
14-17 | 5-7 SUN BELT

**HEAD COACH**  
Dave Van Horn

**RECORD AT ARK**  
913-460 (23rd Year)

**CAREER RECORD**  
1284-628 (32nd Year)



- VS -



**HEAD COACH**  
Mike Silva

**RECORD AT A-STATE**  
14-17 (1st Year)

**CAREER RECORD**  
112-88 (4th Year)

#### PITCHING PROBABLES

**GAME 1** RHP Kole Turner (1-3, 3.47 ERA) vs RHP Tate McGuire (1-2, 3.52 ERA)

**GAME 2**

**GAME 3**

#### QUICK HITTERS

#### FROM ONE CORNER TO THE OTHER

Arkansas State heads to Baum-Walker Stadium for a midweek clash with top-ranked Arkansas on April 8. The programs met for the first time ever in 2021, and have played three times since then. The Razorbacks hold a 4-0 lead in the all-time series, and claimed the last meeting in a 13-0 (7) decision on April 2, 2024. The programs have never met on a neutral field or at Tomlinson Stadium in Jonesboro.

#### AGAINST THE SOUTHEASTERN CONFERENCE

The Red Wolves have played 13 Southeastern Conference foes, including new members Oklahoma and Texas, 243 times and hold a 53-190 record. A-State leads all-time against only one SEC foe (Kentucky, 1-0), and has played Ole Miss more than any other member. Last season, the Scarlet and Black split two games against the conference, defeating the Rebels in February and falling to Arkansas in April. The 243 matchups are the fifth most against a conference, behind the Sun Belt (530), Ohio Valley (327), Missouri Valley (324), and Conference USA (318).

#### TRENDING UP

After finishing February with a 3-9 record, A-State responded by winning seven of their next eight matchups to reach .500. Overall, the Red Wolves concluded their March slate with a 10-7 record and three series victories in four tries. The Scarlet and Black currently tie for ninth in the Sun Belt Conference standings, and secured their first victory over a ranked opponent since the 2020 campaign.

#### LAST TIME OUT

Jack Hibbard delivered his fourth quality start in eight tries, surrendering only two hits and striking out eight over 7.0 shutout innings en route to a 2-0 victory over nationally-ranked Coastal Carolina. The Scarlet and Black tallied six hits in the contest, with Ashton Quiller providing the lone RBI of the day. Quiller (2-for-5) and Cason Campbell (2-for-3) recorded the only multi-hit performances for either team.

#### GAME INFORMATION

**Times** 6:00 p.m.  
**Location** Fayetteville, Arkansas  
**TV:** ESPN+  
**Radio:** 95.3 The Ticket  
**Live Stats:** AStateStats.com  
**SERIES HISTORY**  
**All-Time:** Arkansas leads, 4-0  
**At Home** Never Played  
**On the Road** Arkansas leads, 4-0  
**Neutral:** Never Played  
**Streak:** Arkansas W4  
**Last Game:** April 2, 2024 | L 0-13 (7)

#### MEDIA RELATIONS

**Davey Stinchcomb**  
Athletics Media Relations Graduate Assistant  
E: dstinchcomb@astate.edu  
O: 870-972-2707  
C: 334-538-9042

#### FOLLOW ON SOCIAL MEDIA

**Twitter:** @AStateBaseball  
**Instagram:** @AStateBaseball  
**Facebook:** AStateBaseball

#### TALE OF THE TAPE (OVERALL | CONF.)

A-STATE	STATISTICS	ARKANSAS
.254 .235	<b>BATTING AVG</b>	.335 .361
.341 .313	<b>ON-BASE %</b>	.450 .459
.367 .299	<b>SLUGGING %</b>	.602 .650
143 46	<b>RUNS</b>	334 138
249 89	<b>HITS</b>	366 155
44 15	<b>DOUBLES</b>	66 23
8 0	<b>TRIPLES</b>	5 1
17 3	<b>HOME RUNS</b>	72 33
132 40	<b>RBI</b>	315 132
109 33	<b>WALKS</b>	189 67
161 70	<b>STRIKEOUTS</b>	254 112
31-49 9-17	<b>STOLEN BASES/ATT.</b>	26-35 6-6
3.85 4.09	<b>EARNED RUN AVG.</b>	3.53 3.96
266.1 99.0	<b>INNINGS PITCHED</b>	275.0 100.0
234 76	<b>STRIKEOUTS</b>	331 118
95 32	<b>WALKS ALLOWED</b>	89 38
.233 .236	<b>OPP. B/AVG.</b>	.227 .231
.968 .970	<b>FIELDING %</b>	.985 .968

### 2025 SCHEDULE/RESULTS

#### FEBRUARY (3-7)

14	MOREHEAD STATE	ESPN	L 3-4 (11)
16	MOREHEAD STATE		W 4-1
17	MOREHEAD STATE		L 1-11 (7)
18	at Ole Miss	SEC ESPN	L 2-4 (10)
23	EASTERN ILLINOIS		L 1-7
24	EASTERN ILLINOIS (G1)		L 4-8
24	EASTERN ILLINOIS (G2)		W 4-0
25	SOUTHERN ILLINOIS	ESPN	L 5-7
26	SOUTHEAST MISSOURI	ESPN	W 7-5
28	at Jacksonville State	ESPN	L 0-10 (7)

#### MARCH (10-7)

1	at Jacksonville State		L 7-8
2	at Jacksonville State	ESPN	L 6-7 (12)
7	ARKANSAS-PINE BLUFF	ESPN	W 9-2
8	ARKANSAS-PINE BLUFF	ESPN	W 9-0
9	ARKANSAS-PINE BLUFF	ESPN	W 14-4 (8)
11	MEMPHIS	ESPN	W 4-2
14	MARSHALL*	ESPN	W 11-1 (7)
15	MARSHALL*	ESPN	L 2-12 (7)
16	MARSHALL*	ESPN	W 9-1
18	MISSOURI STATE	ESPN	W 3-2
21	at Texas State*	ESPN	L 2-6
22	at Texas State*	ESPN	L 4-5
23	at Texas State*	ESPN	L 3-6
26	at Central Arkansas		W 12-2 (7)
28	ULM*	ESPN	W 4-3
29	ULM*	ESPN	L 2-8
30	ULM*	ESPN	W 5-3

#### APRIL (1-3)

1	CENTRAL ARKANSAS	ESPN	L 2-3
4	at Coastal Carolina*	ESPN	L 1-4
5	at Coastal Carolina*	ESPN	L 1-4
6	at Coastal Carolina*	ESPN	W 2-0
8	at Arkansas	SEC ESPN	6:00 PM
11	SOUTH ALABAMA	ESPN	6:00 PM
12	SOUTH ALABAMA	ESPN	6:00 PM
13	SOUTH ALABAMA	ESPN	1:00 PM
15	at Southern Illinois		6:00 PM
18	at Georgia Southern	ESPN	5:30 PM
19	at Georgia Southern	ESPN	5:30 PM
20	at Georgia Southern	ESPN	1:00 PM
22	at Memphis	ESPN	6:05 PM
25	GEORGIA STATE	ESPN	6:00 PM
26	GEORGIA STATE	ESPN	6:00 PM
27	GEORGIA STATE	ESPN	1:00 PM
29	at Little Rock	ESPN	6:00 PM

#### MAY (0-0)

2	at Southern Miss	ESPN	6:00 PM
3	at Southern Miss	ESPN	2:00 PM
4	at Southern Miss	ESPN	1:00 PM
9	TROY	ESPN	6:00 PM
10	TROY	ESPN	6:00 PM
11	TROY	ESPN	1:00 PM
15	at Louisiana	ESPN	6:00 PM
16	at Louisiana	ESPN	6:00 PM
17	at Louisiana	ESPN	2:00 PM

#### 23-28 SBC TOURNAMENT\*

\* Sun Belt Conference Game  
^ Riverwalk Stadium (Montgomery, Ala.)

2025 ARKANSAS STATE BASEBALL ROSTER

NUMERICAL

#	Name	Pos.	B/T	Ht.	Wt.	Exp.	Hometown / High School (Previous School)
1	Kaden Amundson	C	R/R	5-10	190	Jr.	Otsego, Minn. / Nicholls
2	Kohle Kerin	OF	R/R	6-6	220	Jr.	Lubbock, Texas / Southeast CC (Neb.)
3	Daedrick Cail	INF	R/R	6-1	215	Sr.	Marion, Ark. / Marion HS
6	Ayden Alsobrooks	OF	L/L	6-0	190	Jr.	Picayune, Miss. / East Mississippi CC
7	Cason Campbell	INF	L/R	6-0	190	Jr.	McCrory, Ark. / McCrory HS
9	Cross Jumper	OF	R/R	6-2	200	RJr.	Jonesboro, Ark. / Jonesboro HS
10	Wil French	INF	S/R	5-10	195	Sr.	Jonesboro, Ark. / Valley View HS
11	Cason Tollett	1B	R/R	6-1	210	RSr.	Little Rock, Ark. / Little Rock Christian (Arkansas)
12	Patrick Engskov	INF	R/R	6-0	185	Jr.	Little Rock, Ark. / Oklahoma
13	Walker Williams	LHP	L/L	5-10	180	RSr.	Springdale, Ark. / Shiloh Christian HS
14	Drake Anderson	UTL	R/R	5-9	180	Sr.	Puyallup, Wash. / Nicholls
15	Dawson Hargrove	RHP	R/R	6-3	212	Sr.	Spring Hill, Tenn. / Montevallo
16	Cooper Garrison	RHP	R/R	5-11	165	Jr.	Gulfport, Miss. / East Mississippi CC
17	Jake Henry Williams	OF/RHP	R/R	6-1	220	Sr.	Jonesboro, Ark. / Connors State College
18	Jack Nelson	LHP	L/L	6-4	220	Sr.	Zionsville, Ind. / Nicholls
19	Jeremiah Cabuyaban	1B	R/R	6-0	240	Jr.	Kansas City, Mo. / Metropolitan CC
20	Aidan Houseworth	INF	L/R	6-3	210	RFr.	St. Louis, Mo. / Chaminade HS
21	Chase Richter	LHP	L/L	6-1	195	RSr.	Tomball, Texas / Nicholls
22	Hunter Ryan	C	R/R	5-10	185	RJr.	Channahon, Ill. / Minooka HS
23	Sam Peterson	RHP	R/R	6-5	210	RSo.	Lindale, Texas / Tyler JC
24	Carson Keithley	OF/LHP	L/L	6-0	190	RJr.	Alvin, Texas / Texas State
25	Zac Butler	C	R/R	6-0	205	Jr.	Columbus, Miss. / East Mississippi CC
26	Gavin Galy	RHP	R/R	6-2	180	RSr.	Orlando, Fla. / Nicholls
27	Nicholas Alonso	OF	R/R	6-1	175	RFr.	Miami, Fla. / Louisiana Tech
28	Joey Lopez III	RHP	R/R	6-2	185	RSo.	Galloway, Ohio / Mount Vernon Nazarene
29	Garrett Thiele	RHP	R/R	6-3	210	Jr.	New Braunfels, Texas / New Mexico JC
30	Brett Foss	RHP	R/R	6-4	185	Jr.	Prosper, Texas / South Arkansas CC
31	Collin Maloney	RHP	R/R	6-3	210	So.	St. Louis, Mo. / Mehlville HS
32	Chase Armstrong	RHP	R/R	6-3	208	Jr.	Marion, Ark. / Marion HS
34	Isaac Sewell	LHP	L/L	6-2	228	Jr.	Clermont, Fla. / College of Central Florida
35	Ashton Quiller	OF	R/L	5-9	190	RFr.	Lake Charles, La. / Nicholls
36	Tyler Weimer	RHP	R/R	6-2	210	Fr.	Raceland, La. / E.D. White HS
37	Jack Hibbard	RHP	R/R	6-0	160	Fr.	Memphis, Tenn. / Arlington HS
38	Jelle van der Lelie	RHP	R/R	6-5	210	Sr.	Leiden, South Holland, The Netherlands
39	Kole Turner	RHP	R/R	6-2	190	Sr.	White Rock, British Columbia / Three Rivers College
40	David Barker	RHP	R/R	6-4	180	Fr.	Caseyville, Ill. / O'Fallon HS
41	Jett Sutton	RHP	R/R	6-4	193	RFr.	Marion, Ark / Marion HS
42	Mason Pankey	C	R/R	5-11	230	So.	Jonesboro, Ark. / National Park College
43	Raul Torres	INF	R/R	5-11	174	Jr.	San Lorenzo, Puerto Rico / Indian Hills CC
44	Andrew Allen	RHP	R/R	6-2	210	Fr.	Ohatchee, Ala. / Alexandria HS
45	Michael Barker	RHP	R/R	6-4	175	Fr.	Caseyville, Ill. / O'Fallon HS
46	Noah Gadberry	LHP	L/L	6-1	190	RSo.	Cape Girardeau, Mo. / Mineral Area College

- 4 Mike Silva - Head Coach - Bellevue, 2005 - First Season  
8 Chris Joblin - AC/Recruiting Coordinator (Hitters & Infielders) - Central Missouri, 2009 - First Season  
50 Jerry Cervantez - Assistant Coach (Catchers, Hitters, & Outfielders) - Texas State, 2009 - First Season  
47 Cody Livingston - Assistant Coach (Pitchers) - Southern Miss, 2016 - First Season

- 63 Cade Evans - Director of Player Development (First Season)  
Ryan Burt - Director of Operations (First Season)  
Jakob Frederick - Director of Video & Analytics (Second Season)  
Zach Arn - Strength and Conditioning (First Season)  
Justin Perrault - Sports Medicine (Second Season)

PRONUCIATION GUIDE

Kaden Amundson	Ah-mund-son	Kohle Kerin	like "Karen"
Daedrick Cail	DAY-drick KALE	Jelle van der Lelie	Jella van der LAY-lee
Jeremiah Cabuyaban	Cah-BOO-yah-bon	Ashton Quiller	QUILL(Like "Quilt")-er
Patrick Engskov	ENGs-scoff	Garrett Thiele	Like "Eel"
Gavin Galy	Like "Alley"	Tyler Weimer	WHY-mer

QUICK FACTS

GENERAL INFORMATION

Location	Jonesboro, Ark.
Founded	1909
Enrollment	16,073
Nickname	Red Wolves
Colors	Scarlet & Black
Conference	Sun Belt
Chancellor	Dr. Todd Shields
V.C./Intercoll. Athletics	Jeff Purinton
Faculty Athletics Rep.	Dr. David Kern

TEAM INFORMATION

2024 Overall Record	21-32-1
2024 Sun Belt Record	7-22-1
Pos. Starters Returning/Lost (30+ starts)	5/3
Pitchers R/L	7/16
Letterwinners R/L	13/26
Newcomers	28 (12 JC, 9 D-I, 5 HS, 1 D-II, 1 NAIA transfer)

TOMLINSON STADIUM-KELL FIELD

Opened	1993
	2/23/93 - def. Harding 6-0, 14-3 (DH)
Record	503-386-1 (.566)
Capacity	1,200
Dimensions	325-365-385-365-325

PROGRAM INFORMATION

First Year of Baseball	1922
First Year in Sun Belt	1992
All-Time Record (Win %)	1,484-1,838-11 (.445)

\*\*SOME EARLY RECORDS MISSING

All-Time SBC Record (Win %)	367-514-3 (.416)
Sun Belt Championships (Last)	N/A
SBC Tournaments (Last)	24 (2021)
SBC Tournament Record (Win %)	29-43 (.403)
SBC Tournament Championships (Last)	1 (1994)
NCAA Tournaments (Last)	4 (1994)

## PROJECTED STARTER



## #39 KOLE TURNER

## CAREER HIGHS

IP   Start	6.1 at UAPB   3/26/24
IP   Relief	4.0 vs Jacksonville State   3/2/25
Strikeouts	7 at UAPB   3/26/24
Walks	4, 2x, last vs App State   4/20/24
Hits Allowed	6 vs ULM   3/29/25
Runs Allowed	6 vs App State   4/20/24
Earned Runs	6 vs App State   4/20/24

## SEASON HIGHS

IP   Start	3.2 vs Southeast Missouri   2/26/25
IP   Relief	4.0 vs Jacksonville State   3/2/25
Strikeouts	4 vs Morehead State   2/16/25
Walks	2 vs Memphis   3/11/25
Hits Allowed	6 vs ULM   3/29/25
Runs Allowed	3 vs Eastern Illinois   2/23/25
Earned Runs	3 vs Eastern Illinois   2/23/25

## LAST APPEARANCE

DATE	OPPONENT	DEC	IP	H	ER	BB	SO	HR
4/1	CENTRAL ARKANSAS	L	3.0	4	2	0	2	0

## PITCHER GAME-BY-GAME RESULTS

DATE	OPP	DEC	IP	H	R	ER	BB	SO	RESULT
2/16*	MSU	W (1-0)	3.1	3	1	0	1	4	W 4-1
2/23*	EIU	-	0.2	3	3	3	1	1	L 1-7
2/26	SEMO	-	3.2	3	3	1	1	2	W 7-5
3/2*	JSU	-	4.0	3	0	0	1	2	L 6-7
3/11*	MEM	-	2.0	2	0	0	2	1	W 4-2
3/18*	MOST	-	1.1	3	1	1	0	1	W 3-2
3/22*	TXST	L (1-1)	2.0	2	1	1	0	0	L 4-5
3/29*	ULM	-	2.1	6	1	1	0	0	L 2-8
4/1	UCA	L (1-2)	3.0	4	2	2	0	2	L 2-3
4/5*	CCU	L (1-3)	1.0	1	1	0	0	0	L 1-4

\* - Relief Appearance

## BY THE NUMBERS (STARTERS ONLY)

2025 TEAM RECORD IN STARTS: 1-1  
RUN SUPPORT: 2.5 RPG (5 R, 2 Start)  
FIRST-INNING ERA: 4.50  
LONGEST OUTING: 3.2 IP (Feb. 26 vs Southeast Missouri)  
MOST STRIKEOUTS: 2 (2x) (April 1 vs Central Arkansas)

## YEAR-BY-YEAR STATISTICS

Year	era	w-l	app	qs	cq	sho	sv	ip	h	r	er	bb	so	2b	3b	hr	bf	bavq	wp	hbp	bk	sfa	sha
2024	5.40	2-4	17	9	0	0/0	0	46.2	40	38	28	30	32	10	2	5	218	.235	4	10	0	3	5
2025	3.47	1-3	10	2	0	0/0	0	23.1	31	13	9	6	13	5	0	0	108	.323	1	2	1	0	4
TOTAL	4.76	3-7	27	11	0	0/0	0	70.0	71	51	37	36	45	15	2	5	326	.267	5	12	1	3	9

## 2025 NOTES

>> Made season debut on Feb. 16 versus Morehead State, striking out four batters over 3.1 innings pitched in a 4-1 victory ... Made longest relief appearance of career on March 2 versus Jacksonville State, throwing 4.0 shutout innings with only three hits allowed.

## 2024 NOTES

>> Began the season as a reliever, but finished as a member of the weekend rotation ... Made nine starts across 17 appearances, finishing with a 2-4 record and a 5.40 ERA ... Tied for second on the team in strikeouts after fanning 32 batters over 46 2/3 innings pitched ... Struck out three over three scoreless innings against Lindenwood (Feb. 24) ... Earned first win and quality start of the season at Arkansas-Pine Bluff (March 26), retiring seven on strikes and throwing six scoreless innings over 6 1/3 innings pitched ... Allowed one unearned run on two hits over 2 1/3 innings pitched during a win at South Alabama on April 13.

## 2022-23 NOTES

>> Spent the last two seasons at Three Rivers College ... In 2023, made 15 appearances (five starts) with a 3-2 record and two saves ... Struck out 53 and walked just 13 in 43 innings pitched while also hurling a complete game ... Sported a strikeout-per-nine innings ratio of 11.09.

## HIGH SCHOOL NOTES

>> Prepped at Elgin Park Secondary, where he played baseball, basketball and hockey ... Honorable mention pitcher five times.

## PERSONAL

>> Son of Ryan and Kerri Turner ... Birthday is May 16 ... Studying marketing ... In 2015, played for Team Canada in the Little League World Series.

**MIKE SILVA**  
**HEAD COACH**  
FIRST SEASON  
BELLEVUE, 2005

**M**IKE SILVA was named the sixth head coach of the Arkansas State baseball program on June 13, 2024. The 2023 Southland Conference Coach of the Year joined the program after three seasons at Nicholls, guiding the Colonels to a 98-71 record and back-to-back Southland Conference Tournament titles in his first stint as a Division I head coach.

Nicholls' saw significant improvement in every aspect under his leadership over three seasons. The team increased their batting average from .219 (283rd in nation) to .303 (35th). Defensively, the program's fielding percentage increased from .965 (202nd) to .974 (81st). On the mound, strikeouts per nine innings increased from 7.5 (238th) to 9.0 (78th) and hits per nine innings decreased from 9.34 (136th) to 8.99 (55th).

**AT NICHOLLS (2022-24)**

2024: Silva led the Colonels to a 38-22 (16-8 SLC) record during his third year in Thibodaux. His program ranked inside the top 100 nationally in most statistical categories, including shutouts (5th), runs scored (22nd), hits (29th), scoring (31st), on-base percentage (37th), WHIP (70th), and strikeouts per nine innings (78th). Nicholls went on to claim their second consecutive Southland Conference championship en route to a 2024 regionals birth in Corvallis, Oregon.

In addition, Silva played an important role in the development of 2024 ABCA/Rawlings Gold Glove selection Edgar Alvarez, who was also named a Perfect Game All-American, ABCA/Rawlings Second Team All-American, and First Team All-LWSA.

2023: In just his second season at the helm, Silva led the program to its first SLC regular season title in school history and second SLC tournament title. Nicholls won five-of-eight conference series and finished the regular season with a 34-24 (15-9 SLC) record. The Colonels went undefeated in the conference tournament to claim their first title and regionals appearance in 25 years.

2022: Led Nicholls to a 26-25 (12-12 SLC) record in his first season with the program, which was a five-win improvement from a 21-34 (16-24 SLC) campaign the year prior. It was the Colonels' first winning season since 2017.

Silva produced six All-Southland honorees and a SLC All-Defensive team selection.

**AT LOUISIANA TECH (2019-21)**

Served as an assistant coach for three seasons, leading the Bulldogs to eight shutouts in 2021, including a victory over top-ranked Arkansas. The pitching staff ranked third in Conference USA for saves (15), and fourth in ERA (5.01) plus batters struck out (454). He produced one all-conference selection and guided Jarret Whorff to Collegiate Baseball National Player of the Week honors.

In 2020, Louisiana Tech led CUSA in ERA (3.03), WHIP (1.15) and hits allowed per nine innings (6.78). During Silva's inaugural season with the Bulldogs, the pitching staff led the league in strikeout-to-walk ratio (2.58) and walked the second-fewest batters per

nine innings (3.30) while ranking third in strikeouts per nine innings (8.5) and second in ERA (4.28).

**AT LITTLE ROCK (2017-18)**

Spent two seasons as the pitching coach under head coach Chris Curry, helping the Trojans reach new milestones during his brief stint. He guided the Trojans staff to the fifth-lowest ERA in the Sun Belt in 2018 (4.61). The Trojans lowered their team ERA in each of Silva's two seasons in Little Rock. Silva coached his pitchers to a program-record 471 strikeouts in 2018, good for 8.5 strikeouts per nine innings to rank third in the league.

In 2017, his pitching staff broke the program record for strikeouts (463) in a single season for the first time and the team ERA dropped from 6.20 in 2016 to 4.76 one year later.

**AT SAN DIEGO PADRES (2016)**

Silva spent one season in the professional ranks, serving as an area scout for the San Diego Padres in Oklahoma, Arkansas, Kansas Nebraska, South Dakota and North Dakota.

**AT TEXAS STATE (2013-15)**

Served as an assistant coach for three seasons with the Bobcats, primarily working with the team's position players. Silva reached the conference tournament in all three seasons and produced three All-WAC selections along with six MLB Draft selections.

**AT JUNIOR COLLEGE LEVEL**

Silva has four years of head coaching experience at the junior college level, spending three seasons at Clarendon College from 2009-11 before moving to Galveston College in 2012. He led the Whitecaps to their first winning season in 13 years and their first regional tournament since 2007.

He won 111 games with the Bulldogs to become the winningest coach in program history at the time, achieving the second-highest ranking (15) and producing the second All-American in school history along with a Big Stick Award winner and the conference player of the year.

Silva served two other stints at Clarendon College as an assistant, from 2003-05 and in 2008, helping the program earn 40 wins and a regional championship appearance. Between stints at Clarendon, Silva spent the 2006 seasons as an assistant at Bethany College where the team posted 40 wins and ranked as high as No. 18 in the NAIA poll.tournament in all three seasons and produced three All-WAC selections along with six MLB Draft selections.

**AS A PLAYER**

Prior to his coaching career, Silva played at Northwestern Oklahoma State University, helping lead the team to three consecutive regional tournaments and a 49-win season in 2001. He finished 19th in the nation for batting average that year (.426). Following his collegiate career, Silva played two seasons of independent baseball and was recognized as an All-Star during his rookie season in the Southeastern Professional Baseball League.

**PERSONAL**

Silva is a native of Hull, Mass. and earned his bachelor's degree in leadership at Bellevue University in Nebraska. He earned his master's degree in education at East Central University in Ada, Okla. He is married to the former Reagan Page and has a son, Dylan.

**THE SILVA FILE**

Hometown	Hull, Mass.
Wife	Reagan
Children	Dylan
Education	Bellevue, 2005
Birthday	Aug. 27

**PLAYING CAREER**

YEAR(S)	TEAM
2001-03	Northwestern Oklahoma State
2003	Pensacola Pelicans

**COACHING CAREER**

YEAR	SCHOOL	POSITION
2025-pres.	A-State	Head Coach
2022-24	Nicholls	Head Coach
2019-21	Louisiana Tech	Assistant Coach
2017-18	Little Rock	Assistant Coach
2016	San Diego Padres	Area Scout
2013-15	Texas State	Assistant Coach
2012	Galveston College	Head Coach
2009-11	Clarendon College	Head Coach
2008	Clarendon College	Assistant Coach
2006	Bethany College	Assistant Coach
2003-05	Clarendon College	Assistant Coach

**CAREER RECORD**

YEAR	SCHOOL	W-L	PCT.
2022	Nicholls	26-25	.510
2023	Nicholls	34-24	.586
2024	Nicholls	38-22	.633
2025	Arkansas State	14-17	.452
TOTAL	4 Seasons	112-88	.560

**CONFERENCE RECORD**

YEAR	SCHOOL	W-L	PCT.
2022	Nicholls	12-12	.500
2023	Nicholls	15-9	.625
2024	Nicholls	16-8	.667
2025	Arkansas State	5-7	.416
TOTAL	4 Seasons	48-36	.571



## RECORD BREAKDOWN

BY GAME	OVERALL	SBC
Day games	11-10	4-3
Night games	3-7	1-4
In Extra Innings	0-3	0-0
vs. Ranked Opponents	1-2	1-2

BY OPPOSING PITCHER	OVERALL	SBC
vs. Left-handed Starter	4-4	1-2
vs. Right-handed Starter	10-13	4-5

BY A-STATE PITCHER	OVERALL	SBC
Starter receives decision	8-9	4-5
Reliever receives decision	6-8	1-2
Starter goes 5.0+ innings	8-2	4-0
Starter goes less than 5.0 innings	6-14	1-7

BY SCORING/MARGIN	OVERALL	SBC
Scoring first	10-6	3-0
Trailing first	4-11	2-7
In one-run games	2-5	1-1
Scoring 0-2 runs	1-10	1-5
Scoring 3-5 runs	6-5	2-2
Scoring 6-9 runs	4-2	1-0
Scoring 10+ runs	3-0	1-0
Allowing 0-2 runs	9-0	3-0
Allowing 3-5 runs	5-6	2-3
Allowing 6-9 runs	0-8	0-3
Allowing 10+ runs	0-3	0-1

LEADING/TRAILING	OVERALL	SBC
Leading after 6 innings	12-2	5-0
Trailing after 6 innings	0-13	0-6
Tied after 6 innings	2-2	0-1
Leading after 7 innings	14-2	5-0
Trailing after 7 innings	0-13	0-6
Tied after 7 innings	0-2	0-1
Leading after 8 innings	11-0	4-0
Trailing after 8 innings	0-12	0-6
Tied after 8 innings	1-2	0-0

BY THE STATS	OVERALL	SBC
Collecting 0-3 hits	0-3	0-2
Collecting 4-6 hits	4-6	1-3
Collecting 7-9 hits	2-4	1-1
Collecting 10+ hits	8-4	3-1
Out-hit opponent	13-5	5-2
Out-hit by opponent	1-11	0-5
Hits are equal	0-2	0-1
Hitting a home run	6-5	1-2
Without hitting a home run	8-12	4-5
Opponent hits a home run	4-10	1-5
Opponent doesn't hit a home run	10-7	4-2
Errorless	5-5	2-1
Committing one error	5-5	2-4
Committing 2+ errors	4-7	1-2

BY THE CALENDAR	OVERALL	SBC
February	3-7	0-0
March	10-7	4-5
April	1-3	1-2
May	0-0	0-0
Sunday	5-3	3-1
Monday	1-2	0-0
Tuesday	2-3	0-0
Wednesday	2-0	0-0
Thursday	0-0	0-0
Friday	3-4	2-2
Saturday	1-5	0-4
Game 1 of Weekend Series	3-5	3-1
Game 2 of Weekend Series	2-6	0-4
Game 3 of Weekend Series	5-3	3-1

## TEAM NOTES

## MOUND TURNAROUND

>> The Arkansas State pitching staff is trending upwards in 2025, ranking 17th nationally and second in the conference in ERA entering April 7.

>> The Red Wolves' pitching staff holds a 3.85 ERA at this point in the season, putting the program on pace for the first season with a 4.00 ERA or below since 1997 (3.14).

>> Since 1948, the Scarlet and Black have recorded a sub-4.00 ERA 11 times, with the lowest average sitting a 2.55 in 1968.

>> The Red Wolves claimed their third shutout victory of the season on April 6 at Coastal Carolina. The total ranks 16th nationally and leads the conference.

>> The last time A-State recorded three shutouts in a single season was in 2017, and the last time more than three shutouts were recorded in a single season was in 2005 (5).

>> Since 1948, the Scarlet and Black have recorded three-or-more shutouts in a single season 21 times. The record stands at eight during the 1995 campaign.

>> The Red Wolves have recorded four-or-more shutouts in a single season 12 times.

## MARCH MADNESS

>> Arkansas State finished the March slate with a 10-7 record, marking the first time the Red Wolves have finished with a winning record in the month since 2019.

>> The Scarlet and Black finished with a 12-7 record in March during the campaign, winning the first three conference series against Troy (3-0), South Alabama (2-1), and Coastal Carolina (2-1).

>> A-State has recorded a winning record in March only twice since the 2015 season.

>> The Red Wolves also won two of their first three conference series for the first time since 2019.

## NO WALKING ALLOWED

>> The A-State pitching staff did not allow a walk against Central Arkansas on March 26.

>> It is the fifth time the Red Wolves have not surrendered a walk in a game this season, the most dating back to the 2010 campaign.

>> From 2019-2024, the Red Wolves did not allow a walk in six games. However, the Scarlet and Black did record four walkless games in 2018.

>> Since 2005, a Red Wolves pitching staff has recorded three-or-more games without a walk allowed seven times.

>> During that span, only one season saw more games with no walks. The 2010 team notched six games without surrendering one.

>> 2005 is the only other season in that span with at least five games without a walk allowed.

## SENT IT TO OTSEGO

>> Needing two runs to send the game into run-rule territory, Kaden Amundson delivered in the seventh inning versus Central Arkansas on March 26.

>> The catcher launched a two-run shot beyond the left-field wall for his first career round-tripper, and helped secure a 12-2 victory in seven innings.

## SPEAKING OF ROUND-TRIP

>> Wil French has crossed home plate more than any active Red Wolf, and a performance that featured two runs scored at Central Arkansas on March 26 put him in rare air.

>> The utility has 26 runs scored this season and 157 in his career, placing him at third for program's career record in runs scored.

>> Here is the list:

Program Record: Runs Scored (Career)			
Rk.	Player	Years	Total
1.	Todd Baumgartner	2008-11	173
2.	Drew Tipton	2017-21	172

3.	Wil French	2022-	157
4.	Joe Schrimpf	2014-17	151
5.	Chris Floyd	1992-95	150
6.	Michael Faulkner	2010-12	145
7.	Guy Brown	2006-09	142
8.	Zach George	2011-15	131
9.	Austin Baker	2013-16	126
10	L.A. Bowman	1995-98	123

## MAKING THE SACRIFICE

>> Ashton Quiller and Kaden Amundson have played an important role in advancing runners 31 games into 2025.

>> As of April 7, Quiller places third in the nation and leads the conference with 10 sacrifice bunts.

>> Amundson is not far behind, ranking ninth nationally and second in the conference with eight.

>> As a team, the Red Wolves have laid down 27 sacrifice bunts over 31 games, ranking 11th in the country and second in the conference.

>> Yale leads the nation in sac bunts at this point in the season with 36.

>> Over the last five full regular seasons, the Red Wolves average 29.4 sacrifice bunts per year.

## GONNA TAKE A LOT MORE

>> Wil French has been impactful at the plate, and difficult to put down on strikes.

>> The infielder is ranked as the seventh-toughest batter to strike out nationally and toughest in conference, going down on strikes once every 18.3 at-bats (six strikeouts in 110 at-bats).

>> The utility has also drawn the most walks by any Red Wolf this season at 27, ranking 78th nationally and fourth in the Sun Belt.

## HIBB IS HIM

>> Jack Hibbard continues to impress as the season progresses.

>> The freshman delivered his best performance of the season during his fifth start against Marshall on March 16, striking out nine batters en route to his second complete game of the season.

>> It was the first complete game since Will Nash delivered an eight-inning performance on May 15, 2021 at Troy.

>> The last time A-State had two complete games in a single season occurred in 2019, and the last Red Wolf to account for two complete games in a season was Nate Alberius (2018).

>> The performance resulted in Hibbard being named Sun Belt Conference Pitcher of the Week, marking the first time an A-State player since Brandon Hager earned Player of the Week honors in March 2023.

>> Here is a list of all Red Wolf pitchers to be named player of the week since 2015:

SBC Pitcher of the Week Honors		
A-State Player	Week	Year
Tyler Zuber	Feb. 24	2015
Jon Glidewell	March 10	2015
Nate Alberius	March 1	2018
Nate Alberius	March 26	2019
Will Nash	March 11	2021
Jack Hibbard	March 18	2025

## ON THE JUMP

>> Cross Jumper has put together solid performances over the last eight contests leading into the weekend series against Texas State, batting .400 with 17 RBIs.

>> He has a team-leading seven multi-hit perfor-

## TEAM NOTES

mances, with four of those featuring three hits. The centerfielder also leads the Scarlet and Black with six multi-RBI games, bringing in three-or-more runs five times this season.

>> Jumper matched a career high with four RBIs on March 16 versus Marshall, helping lead A-State to the series victory.

### BACK ON TRACK

>> After starting the season 3-9, the Red Wolves entered conference play with a chance to get back to .500 and beyond.

>> After trading run-rule decisions in the first two matchups, A-State rolled past Marshall 9-1 in the finale to claim their first series victory to open conference play since sweeping Troy in 2019.

>> The Scarlet and Black followed the series victory with a 3-2 victory over Missouri State on Tuesday, March 18.

>> A-State swept Arkansas-Pine Bluff, scoring nine-plus runs in each of their contests. The Scarlet and Black capped the series with a season-high of 14 runs, earning their first run-rule win of the season.

>> A-State faced Memphis in a rivalry clash on March 11, using a go-ahead two-run knock from Cross Jumper to claim a 4-2 victory.

>> The four-game winning streak is the longest since starting 8-0 in 2024.

### GO OFF

>> Jake Henry Williams had himself a day on March 9 against Arkansas-Pine Bluff, tallying four hits, four runs scored, four RBIs, and two home runs in a 14-4 victory.

>> Williams launched his fourth home run of the season in the eighth, triggering a run-rule.

### MR. TRIPLE

>> If one is looking for an absurd stat, look no further.

>> Ashton Quiller recorded a triple in four contests from March 7 to March 11, setting a new program record and jumping into the team lead for triples.

>> The centerfielder ranks fifth nationally and is tied with Maika Niu (Marshall) for the conference lead.

### TWO-FOR-ONE SPECIAL

>> The Red Wolves defense has found a way to turn double plays this season, turning 17 through March 20.

>> Ball State, Stony Brook, and USC Upstate (23) lead the nation while Coastal Carolina (20) leads the Sun Belt. A-State ranks 40th nationally and second in conference.

>> Wil French and Patrick Engskov have been played a part of the most double plays, with the former taking part in 14 and the latter participating in 13.

### WAKE UP THE BATS

>> A-State has begun to work out of an early season slump at the plate, recording 10-plus hits in four of seven contests from Feb. 24 to March 2.

>> The Red Wolves averaged 4.6 hits and 2.2 runs scored over the first five contests of the 2024-25 campaign.

>> Over four games from Feb. 24-26, the Scarlet and Black raised that total to 10.0 hits and 5.0 runs per game.

>> On March 2 at Jacksonville State, Wil French, Cason Tollett, and Patrick Engskov recorded a home run to put the first multi-home run game on the board for the Scarlet and Black.

>> In 2024, A-State posted five games with at least three home runs, maxing out with four in a 20-7 defeat against App State on April 19.

### DOUBLE TROUBLE

>> Wil French tallied a career high of four hits (all doubles) on Feb. 25 against Southern Illinois, finishing the game with a perfect 4-for-4 clip at the plate.

>> With a two-bagger down the left-field line in the eighth, French established a new team record for doubles in a single game.

>> The previous record was three, set by Cody Allison against Memphis in 1996. It was matched by John Nichol against Little Rock in the same season.

>> Nine more Red Wolves would match the feat, with the last being Alex Howard on March 10, 2019 versus Missouri State.

>> Only one other batter, Brando Leroux (Florida Atlantic), has recorded four doubles in a game this season.

### CAPTAIN JACK

>> Jack Hibbard surrendered only three hits while striking out five over 9.0 innings pitched, securing a complete shutout on Feb. 24 against Eastern Illinois.

>> In addition, the righty did not surrender a walk, marking the first time A-State has not allowed a walk since March 29, 2024 versus Georgia Southern.

>> It was the first complete game by an A-State pitcher since Will Nash went all the way at Troy May 15, 2021.

>> The last time an A-State pitcher threw a complete shutout occurred nearly 11 years ago when Chandler Hawkins threw seven shutout innings against the Trojans on May 23, 2014.

### PUSHED ‘EM TO THE BRINK

>> A-State put together a strong pitching performance that pushed Ole Miss into extra innings before falling 4-2 (10) on a walk-off home run.

>> The Red Wolves limited the Rebels to three hits over the first eight innings of action and finished the contest with eight strikeouts.

>> Cason Tollett had a big day at the plate, accounting for three of the Red Wolves four hits on the day.

>> The Scarlet and Black’s only runs came in the ninth despite being held hitless in the bottom frame. Following a fielding error, walk, and hit-by-pitch, Kaden Amundson (fielder’s choice) and Daedrick Cail (sacrifice fly) recorded the only RBIs of the contest.

### BRAGAN AWARD WATCH LIST

>> Wil French and Cason Tollett were both named to the 2025 Bobby Bragan National Collegiate Slugger Award watch list.

>> The award originally started out in 2017 as an honor going to the top college hitter in Texas. In 2019, the BBNCSA expanded, becoming a regional award covering Division I programs in Texas, Arkansas, Louisiana, New Mexico, and Oklahoma. The BBNCSA became a national award in 2020.

### SWING AND MISS

>> A-State pitching got off to a strong start in 2025, striking out 39 batters in the opening series.

>> Collin Maloney opened the season on Feb. 14 with 5.1 shutout innings that featured six strikeouts, and Chase Richter struck out six more in relief.

>> Jack Nelson kept the momentum up on Feb. 16, becoming the first A-State pitcher to notch 10 strikeouts since Brandon Anderson fanned 13 against Mississippi Valley State on February 25, 2020.

>> After opening week, Nelson ranks 22nd in the nation and second in the conference in strikeouts.

>> The last time A-State recorded 30-plus strikeouts in an opening series occurred in 2017, when the Scarlet and Black struck out 44 batters in a four-game series against NYIT.

>> In the first three games, A-State struck out 37 batters. The 2017 Red Wolves struck out 10-plus batters in 10 of their first 11 contests.

## STATISTICAL LEADERS

### TEAM RANKINGS

CATEGORY	OVERALL	SBC	VALUE
Base on Balls	269	13	109
Batting Average	247	9	0.254
Double Plays	33	1	26
Double Plays/Game	37	1	0.84
Doubles	245	12	44
Doubles/Game	260	12	1.42
Earned Run Average	17	2	3.85
Fielding Percentage	141	6	0.968
Most Hit Batters (Pitching)	234	13	34
Hit by Pitch (Hitting)	266	13	27
Hits	232	11	249
Hits Allowed/9 innings	26	2	7.84
Home Runs	246	13	17
Home Runs/Game	255	13	0.55
On Base Percentage	281	12	0.341
Runs Scored	274	11	143
Sacrifice Bunts	11	2	27
Sacrifice Flies	167	10	11
Scoring (Runs/Game)	283	12	4.6
Shutouts	16	1	3
Slugging Percentage	262	12	0.367
Stolen Bases	190	8	31
Stolen Bases/Game	199	8	1.00
Strikeout/Walk Ratio	46	3	2.46
Strikeouts/9 innings	191	10	7.9
Triples	76	5	8
Triples/Game	87	5	0.26
WHIP	12	1	1.23

### NOTABLE INDIVIDUAL RANKINGS

CATEGORY (PLAYER)	OVERALL	SBC	VALUE
Complete Games (Jack Hibbard)	2	1	2
H/9 (Collin Maloney)	48	3	6.27
Sacrifice Bunts (Ashton Quiller)	3	1	10
Sacrifice Bunts (Kaden Amundson)	9	2	8
K-to-BB Ratio (Jack Hibbard)	7	1	9.00
Toughest to Strike Out (Wil French)	7	1	18.3
Triples (Ashton Quiller)	14	2	4
Victories (Jack Hibbard)	27	3	5
WHIP (Jack Hibbard)	18	2	0.93
BB/9 (Jack Hibbard)	5	1	0.82

## TEAM NOTES

### RESPECT THE PAST

>> After 16 seasons at the helm, it was announced in May 2024 that Tommy Raffo would not return as the head coach of the Red Wolves.

>> The fifth head coach in A-State history finished with a 382-457-2 record in Jonesboro, passing J.A. "Ike" Tomlinson to become the winningest coach in program history on February 18, 2024 against Omaha.

>> Raffo recorded a 17-16 mark in the SBC Tournament. Prior to his arrival, A-State held a 1-18 record in the tournament from 1999 to 2008. The Red Wolves were the only SBC program to win at least two tournament games every year from 2010-2017.

### EMBRACE THE FUTURE

>> Mike Silva was announced as the sixth head coach in program history on June 11, 2024 after spending the last three seasons as the head coach at Nicholls.

>> During his time with the Colonels, Silva put together a 98-71 record and won back-to-back Southland Conference Tournament titles, making Nicholls the first program to achieve the feat since Sam Houston in 2016-17.

>> Nicholls appeared in two NCAA regionals and earned their first three-seed in program history at the Corvallis regional last season.

>> In 2023, Silva led the program to its first conference tournament title and regional appearance in 25 years. In addition, it was the Colonels' first 30-win season since 2015 and resulted in the first regular-season title in school history.

>> Nicholls finished with a 38-22 (16-8 SLC) record in 2024. It was the most wins in a season since the Colonels' 44-win season in 1989. In addition, Silva produced the programs' first Southland Conference Player of the Year in Edgar Alvarez, who led the conference with a .417 batting average, 82 hits, and a .518 on-base percentage.

### DON'T SEE THIS EVERYDAY

>> The series against Morehead State featured the first game under head coach Mike Silva. He is the sixth head coach in program history, but how did the previous five fair in their opening contests?

>> Coach J.A. "Ike" Tomlinson began his career in a two-game series against Murray State, dropping his first game in the Scarlet and Black 8-7 before tying the second matchup 2-2 (The first tie in program history) on April 15, 1947. Tomlinson finished with a 363-423-7 (.462) record over 29 seasons.

>> On an unknown day in 1977, Richard Johnson made his A-State debut in a two-game series against Delta State, dropping both contests by scores of 4-3 and 7-1. Johnson finished with a 200-406-1 (.330) record over 15 seasons.

>> Bill Bethea took over in 1992 and opened with home contests against Memphis (February 16) and Southeast Missouri (February 19), defeating the former 7-4 and cruising past the latter 9-1. Bethea finished with a 311-310 (.501) record in 11 seasons.

>> Keith Kessinger succeeded Bethea and made his debut on February 11, 2003 in a 6-5 victory over Harding. In six seasons, he went 148-178-1 (.454).

>> Tommy Raffo led the Red Wolves from 2009-2024, making his debut against Texas State on February 20, 2009 in a 4-3 victory. In 16 seasons, Raffo became the winningest coach in program history with 382 wins, ending his run with a 382-457-2 (.454) record.

>> The previous A-State head coaches are a combined 3-2 in their debut games, and are 7-17-1 in their first five matchups.

### STAFF MAKEOVER

>> Silva doesn't arrive to Jonesboro alone. The new leader of The Pack added six new staff members ahead of the 2025 campaign.

>> **Chris Joblin** was hired to work with the infielders and hitters while also serving as the recruiting coordinator for the program.

>> Prior to his arrival in Jonesboro, Joblin served as an area scout for the Miami Marlins from 2018-24, work-

ing in the South Texas and South Louisiana regions.

>> He was a signing scout for six draft selections, with hit most notable being the sixth overall pick in the 2022 MLB Draft, Jacob Berry (3B, LSU).

>> **Jerry Cervantez** makes the transition to A-State after six seasons as the hitting coach at his alma mater, Texas State. He will serve as the catchers and outfielders coach while assisting with hitters and recruiting operations.

>> Under his guidance, Texas State established a new team record for home runs (87) and nearly matched that mark the next season (83). He played an important role in guiding Dalton Shuffield to All-American and SBC Player of the Year honors.

>> **Cody Livingston** moves to Jonesboro after spending three years at Nicholls as the pitching coach. He played a significant role in both of the Colonels' Southland Conference title runs in 2023 and 2024.

>> His pitching staff ranked inside the top 100 nationally in most statistical categories, ranking fifth in the nation for shutouts (6), 55th in hits allowed per nine innings (8.99), 70th in WHIP (1.49), 78th in strikeouts per nine innings (9.0), and 74th in earned run average (5.23).

### SHOT IN THE ARMS

>> Last season, A-State surrendered 10-plus runs in 17 games, tying the 1991 Red Wolves for the most in a single season in program history.

>> Coach Silva and co. look to flip the script in 2025, having put together an impressive turnaround on the mound at Nicholls from 2021-24.

>> Prior to Silva's first season as a head coach, the Colonels finished 120th nationally in ERA, 136th in hits per nine innings, 122nd in strikeout-to-walk ratio, 98th in WHIP, 63rd in walks per nine innings, 238th in strikes per nine innings, and 202nd in fielding percentage.

>> Here is how the Colonels' pitching staff improved over the last three seasons.

Nicholls Pitching Development: 2021-24		
Statistic	2021 Ranks	2024 Ranks
ERA	120	74
H/9	136	55
K/BB	122	85
WHIP	98	70
BB/9	63	109
K/9	238	78
Fielding Pct.	202	81

### UNDERWOLVES

>> The Sun Belt Preseason Coaches Poll was released on Feb. 5, and has the Red Wolves projected to finish 14th in the conference for the fifth consecutive season.

>> The last time A-State was not selected to finish last in the preseason poll was in 2020, when they were picked to finish 13th.

>> Here is how the Scarlet and Black fared in those seasons:

Season Results: 2020-25		
Year	Record	Finish
2020 <sup>*A</sup>	7-9 (0-0 SBC)	N/A
2021 <sup>A</sup>	19-30 (10-14 SBC)	9th
2022 <sup>A</sup>	11-38 (5-24 SBC)	12th
2023	20-31 (9-19 SBC)	12th
2024	21-32-1 (7-22-1 SBC)	14th
<sup>*</sup> 2020 canceled due to COVID-19		
<sup>A</sup> 12 members in 2021 and 2022		

### GOTTA HAVE HEART & HUSTLE

>> Cason Tollett was named the 12th recipient of the Ed Way Heart and Hustle Award at the 22nd annual Grand Slam Banquet on Jan. 31.

>> Despite facing injuries in his first three seasons at the collegiate level, the redshirt-senior appeared in 45 games and started in 44, batting .274 and tying for the team lead with six home runs.

>> He split time at first base and designated hitter, making more appearances as the latter in 2024.

>> At first base, Tollett recorded 143 putouts and two assists in 145 chances for a fielding percentage of 1.000.

### WHERE THERE'S A WILL...

>> Wil French returns for his senior season after starting in all 36 appearances last season, hitting .310 over 15 conference games and .280 overall.

>> French finished second on the team with a .470 slugging percentage, and posted a .406 on-base percentage.

>> In his first three seasons wearing the Scarlet and Black, he held a .277 batting average with 75 RBIs, 27 stolen bases, 26 doubles, seven triples, six home runs.

>> French entered 2025 with 99 walks over his career, tying with Murray Watts (2008-10) for ninth all-time for the most in program history. He is the first Red Wolf since Drew Tipton (112, 2017-21) to crack the top 10.

>> He also entered the top 10 for most runs scored in school history, tying Zach George (2011-15) at seventh place after crossing the plate 131 times.

>> French averaged 43.6 runs scored in his first three seasons, and if he were to meet that average this year, he would become the all-time leader for most runs scored, surpassing the record set by Todd Baumgartner (2008-11).

### RUNNING IT BACK

>> French and Tollett are not alone, as the Scarlet and Black returned 13 starters from the 2024 roster.

>> Senior infielder **Daedrick Cail** returns for his senior season after posting a .446 slugging percentage and five home runs over 39 games played and 35 starts in 2024.

>> Junior infielder **Cason Campbell** returns after leading the team in OPS (.864) last year, knocking in 22 RBIs and crossing the plate 24 times in 42 starts and 49 appearances.

>> R-Junior outfielder **Cross Jumper** looks to bounce back in his third season at A-State, possessing a .228 batting average, 26 RBIs, and 40 runs scored over two seasons in Jonesboro.

>> R-Junior catcher **Hunter Ryan** looks to build on a .240 batting average (.297 in conference play) recorded in 2024.

>> R-Senior RHP **Walker Williams** returns for one more run in the Scarlet and Black. He made 18 appearances in 2024 (16.1 IP), striking out 16 batters.

>> Senior RHP/OF **Jake Henry Williams** is one of two two-way players on the 2025 roster, tallying 14 strikeouts and a save over 24.1 innings thrown and a .214 batting average in 30 appearances in 2024.

>> Senior RHP **Jelle van der Lelie** was one of three primary starters for A-State last season, leading the team with 47 strikeouts over 52.0 innings pitched.

>> Senior RHP **Kole Turner** worked his way into a starting role late last season, earning two wins while striking out 47 batters over 46.2 innings pitched.

>> Sophomore RHP Collin Maloney looks to build on a strong freshman campaign, where he finished with a 3.74 ERA and 32 strikeouts over 17 appearances (nine starts, 33.2 IP).

>> Junior RHP **Chase Armstrong** fanned 26 batters in 2023, but only pitched in 3.1 innings the next season due to injuries.

>> R-Freshman **Jett Sutton** is the only returner that did not letter in 2024, looking to make his collegiate debut in 2025.

## TEAM NOTES

## BRINGING REINFORCEMENTS

>> Coach Silva brings six players from Nicholls with him to Jonesboro.

>> **Kaden Amundson** logged 73 starts in 86 appearances over two seasons with the colonels, hitting .246 at the plate with 49 runs scored, 31 RBIs, and nine extra base hits.

>> The catcher posted 574 putouts with a .992 fielding percentage and earned 2023 All-Southland Tournament honors.

>> **Drake Anderson** earned All-Southland Second Team honors as an infielder in 2024, posting a batting average of .296 with 50 hits, seven doubles, and five home runs along with 32 RBIs and 36 runs scored.

>> Prior to his time with the Colonels, Anderson was a 2023 Second Team All-NWAC selection at Tacoma Community College in 2023 and appeared in seven games at Washington State in 2022.

>> **Gavin Galy** was an All-Southland Second Team selection as a relief pitcher in 2023, and was named to the Preseason All-Southland First Team in 2024.

>> In three seasons, the righty holds a 3.92 ERA, 3-3 record, and three saves over 68 appearances and 78 innings pitched, striking out 65 batters. In 2023, he posted a 2.04 ERA over 35.1 innings.

>> **Jack Nelson** made 10 starts over 16 appearances in his lone season with the Colonels, finishing with a 1-1 record on the mound while striking out 47 batters during his junior campaign.

>> The left-handed pitcher struck out eight-or-more batters on three occasions in 2024, setting a career high of nine at Southeastern on April 6, 2024.

>> **Chase Richter** spent two seasons at Nicholls following two years at Northeast Texas Community College. He posted a 1-1 record and 5.84 ERA with 24 strikeouts over 22 appearances and 24 2/3 innings pitched for the Colonels.

>> The lefty saw the most action in 2024, pitching in 23 innings over 20 appearances and drawing both decisions while striking out 24 batters. He also made two appearances in 2023.

>> **Ashton Quiller** is the only Nicholls transfer that will get his first taste of action as a Red Wolf. The outfielder redshirted in 2024.

>> In addition to the transfers from Thibodaux, the Red Wolves picked up Patrick Engskov from Oklahoma, Carson Keithley from Texas State, and one junior college transfer with Division I experience (Sam Peterson - Texas State) to the fold.

>> A-State added the majority of their new additions from the junior college ranks, bringing in 13 from JUCO, five from high school, and one from NAIA.

>> The roster consists of 12 seniors, 16 juniors, five sophomores, and nine freshman.

>> Here are the remaining newcomers:

## Junior College NAIA, and High School Additions

Name	School
Andrew Allen	Alexandria HS
Ayden Alsobrooks	East Miss. CC
Brett Foss	South Ark. CC
David Barker	O'Fallon HS
Dawson Hargrove	Montevallo
Cooper Garrison	East Miss. CC
Garrett Thiele	New Mexico JC
Isaac Sewell	Coll. of Central Fla.
Jack Hibbard	Arlington HS
Jeremiah Cabuyaban	Metropolitan CC
Joey Lopez III	Mt. Vernon
Kohle Kerin	Southeast CC
Mason Pankey	National Park Coll.
Michael Barker	O'Fallon HS

Noah Gadberry	Mineral Area Coll.
Raul Torres	Indian Hills CC
Sam Peterson	Tyler JC
Tyler Weimer	E.D. White HS
Zac Butler	East Miss. CC

## SPENDING TIME ON THE RIDGE

>> For the second consecutive season, A-State opens the season with eight of their first nine games at home.

>> In 2023, the Red Wolves went on the road once in their first 14 contests. Similar to 2024 and 2025, the lone road matchup was at Ole Miss.

>> The last time A-State played more than one road matchup over their first 10 games was in 2022, when they opened the campaign at Samford before traveling to face the Rebels.



## RUNS BY INNING

	TOTAL	1	2	3	4	5	6	7	8	9	10+
A-State Total	143	14	21	21	32	12	11	14	12	4	2
Opponents Total	140	10	15	20	23	11	23	20	12	0	6
DIFFERENTIAL	+3	+4	+6	+1	+9	+1	-12	-6	-	+4	-4

## MULTI-RUN INNINGS

	TOTAL	2	3	4	5	6	7	8	9	10+
A-State Total	33	15	13	0	1	1	1	1	1	0
Opponents Total	35	22	6	3	2	1	1	0	0	0
DIFFERENTIAL	-2	-7	+7	-3	-1	-	-	+1	+1	-

## RECORD BY RUNS SCORED

	0	1	2	3	4	5	6	7	8	9	10+
A-State	0-1	0-5	1-4	1-2	4-2	1-1	0-1	1-1	0-0	3-0	3-0
Opponents	3-0	3-0	4-0	2-1	1-4	1-1	0-2	0-3	0-3	0-0	0-3

## MARGIN OF VICTORY/DEFEAT

	1	2	3	4	5	6	7	8	9	10+	TOTAL
A-State	3	4	1	1	0	0	1	1	1	3	+71
Opponents	4	2	3	2	0	2	0	0	0	3	-68

## 2025 STARTS BY BATTING ORDER

Name	1	2	3	4	5	6	7	8	9
Nicholas Alonso	-	-	-	-	-	-	-	1	1
Ayden Alsobrooks	-	-	-	-	-	-	-	-	-
Kaden Amundson	-	-	-	1	-	5	11	3	5
Drake Anderson	-	-	-	-	6	4	3	4	-
Zac Butler	-	-	-	-	-	-	-	5	1
Jeremiah Cabuyaban	-	-	1	1	1	3	-	-	-
Daedrick Cail	-	-	12	2	3	3	2	2	2
Cason Campbell	-	-	1	5	4	1	6	1	-
Patrick Engskov	-	4	6	4	6	10	-	-	-
Wil French	27	2	1	1	-	-	-	-	-
Aidan Houseworth	-	-	-	-	-	-	-	-	-
Cross Jumper	-	19	3	3	1	2	1	1	-
Carson Keithley	-	-	-	-	-	1	-	-	-
Kohle Kerin	1	-	-	-	-	-	1	-	-
Ashton Quiller	3	-	-	-	-	1	2	2	20
Mason Pankey	-	-	-	-	-	-	-	-	-
Hunter Ryan	-	1	-	-	-	1	-	-	-
Cason Tollett	-	5	7	13	-	-	-	-	-
Raul Torres	-	-	-	-	-	-	3	7	2
Jake Henry Williams	-	-	-	1	10	-	4	3	-

## 2025 STARTS BY POSITION

Name	C	1B	2B	3B	SS	LF	CF	RF	DH
Nicholas Alonso	-	-	-	-	-	1	1	-	-
Ayden Alsobrooks	-	-	-	-	-	-	-	-	-
Kaden Amundson	25	-	-	-	-	-	-	-	-
Drake Anderson	-	-	3	2	-	12	-	-	-
Zac Butler	6	-	-	-	-	-	-	-	-
Jeremiah Cabuyaban	-	2	-	-	-	-	-	-	4
Daedrick Cail	-	-	-	26	-	-	-	-	-
Cason Campbell	-	-	11	-	-	6	-	-	1
Patrick Engskov	-	-	-	1	29	-	-	-	-
Wil French	-	21	9	-	-	-	-	1	-
Aidan Houseworth	-	-	-	-	-	-	-	-	-
Cross Jumper	-	-	-	-	-	-	2	28	-
Carson Keithley	-	-	-	-	-	-	-	1	-
Kohle Kerin	-	-	-	-	-	-	-	1	1
Ashton Quiller	-	-	-	-	-	-	28	-	-
Hunter Ryan	-	-	-	-	-	-	-	-	2
Cason Tollett	-	8	-	-	-	-	-	-	17
Raul Torres	-	-	8	2	2	-	-	-	-
Jake Henry Williams	-	-	-	-	-	12	-	-	6
Mason Pankey	-	-	-	-	-	-	-	-	-

## BY THE NUMBERS - HITTING

### MULTI-HIT GAMES

Batter	2	3	4	5+	2025	CAREER
Nicholas Alonso	-	-	-	-	-	-
Ayden Alsobrooks	-	-	-	-	-	-
Kaden Amundson	4	2	-	-	6	12
Drake Anderson	2	1	-	-	3	14
Zac Butler	1	-	-	-	1	1
Jeremiah Cabuyaban	-	-	-	-	-	-
Daedrick Cail	5	-	-	-	5	30
Cason Campbell	3	1	-	-	4	10
Patrick Engskov	1	4	-	-	5	5
Wil French	4	2	1	-	7	45
Aidan Houseworth	-	-	-	-	-	-
Cross Jumper	6	4	-	-	10	20
Carson Keithley	-	-	-	-	-	1
Kohle Kerin	-	-	-	-	-	-
Ashton Quiller	4	2	1	-	7	7
Mason Pankey	-	-	-	-	-	-
Hunter Ryan	-	-	-	-	-	6
Cason Tollett	-	4	-	-	4	24
Raul Torres	-	-	-	-	-	-
Jake Henry Williams	4	-	1	-	5	5

### MULTI-RBI GAMES

Batter	2	3	4	5+	2025	CAREER
Nicholas Alonso	-	-	-	-	-	-
Ayden Alsobrooks	-	-	-	-	-	-
Kaden Amundson	-	2	-	-	2	11
Drake Anderson	2	-	-	-	2	7
Zac Butler	-	-	-	-	-	-
Jeremiah Cabuyaban	-	-	-	-	-	-
Daedrick Cail	2	1	-	-	3	38
Cason Campbell	1	-	-	-	1	6
Patrick Engskov	4	1	-	-	5	5
Wil French	1	2	-	-	3	18
Aidan Houseworth	-	-	-	-	-	-
Cross Jumper	1	4	1	-	6	11
Carson Keithley	-	-	-	-	-	2
Kohle Kerin	-	-	-	-	-	-
Ashton Quiller	2	1	-	-	3	3
Mason Pankey	-	-	-	-	-	-
Hunter Ryan	-	-	-	-	-	2
Cason Tollett	2	-	-	-	2	14
Raul Torres	-	-	-	-	-	-
Jake Henry Williams	-	-	1	-	1	2

### BIG INNINGS (4 Runs / 9+ Batters)

DATE	OPPONENT	INN.	RUNS	BATTERS
3/8	Arkansas-Pine Bluff	3rd	7	11
3/9	Arkansas-Pine Bluff	4th	9	13
3/26	Central Arkansas	4th	6	11

PITCHING BREAKDOWN

Name	W-L-S	G	ERA	IP	H	ER	BB	SO	HR
Totals	14-17-5	31	3.85	266.1	232	114	95	234	16
Starters	8-9	31	4.00	135.0	109	60	38	114	10
Relievers	6-8-5	31	3.70	131.1	123	54	57	120	6
Home	12-8-4	20	3.39	175.0	145	66	50	159	8
Road	2-9-1	11	5.70	66.1	71	42	37	55	6
Non-Conference	9-10-2	19	3.71	167.1	145	69	63	158	8
Sun Belt	5-7-3	12	4.09	99.0	87	45	32	76	8
February	3-7-1	10	4.93	87.2	77	48	46	84	5
March	10-7-3	17	3.61	144.2	131	58	39	121	9
April	1-3-1	4	2.12	34.0	24	8	10	29	2
May	-	-	-	-	-	-	-	-	-

STARTERS BY THE NUMBERS

Pitcher	Starts	QS	IP	Run Support	Runs Allowed	Team Record
#31 Collin Maloney	7	1	35.2	26	16	3-4
#18 Jack Nelson	5	0	23.0	13	9	2-3
#37 Jack Hibbard	8	4	44.0	36	22	5-3
#38 Jelle van der Lelie	3	0	10.1	2	3	1-2
#36 Tyler Weimer	1	0	2.2	0	3	0-1
#39 Kole Turner	2	0	6.2	5	5	1-1
#21 Chase Richter	1	0	2.0	0	0	1-0
#44 Andrew Allen	2	0	4.1	2	4	0-2
#16 Cooper Garrison	1	0	2.0	3	2	1-0
#26 Gavin Galy	1	0	4.1	0	3	0-1

MULTI-STRIKEOUT GAMES

Pitcher	2	3	4	5+	'25	CAREER
Andrew Allen	3	2	-	-	5	5
Chase Armstrong	-	1	-	-	1	11
David Barker	-	-	-	-	-	-
Michael Barker	-	-	-	-	-	-
Brett Foss	1	-	-	1	2	2
Gavin Galy	2	1	-	-	3	20
Cooper Garrison	1	-	-	-	1	1
Dawson Hargrove	-	-	-	-	-	-
Jack Hibbard	1	1	1	4	7	7
Carson Keithley	2	2	-	-	4	10
Joey Lopez III	-	-	-	-	-	-
Collin Maloney	3	-	-	4	7	14
Jack Nelson	1	-	1	3	5	14
Sam Peterson	-	-	-	-	-	-
Chase Richter	3	3	-	2	8	14
Isaac Sewell	-	-	-	-	-	-
Jett Sutton	-	-	-	-	-	-
Garrett Thiele	-	-	-	-	-	-
Kole Turner	3	-	-	-	3	11
Jelle van der Lelie	2	-	1	-	3	13
Tyler Weimer	1	-	1	1	3	3
Jake Henry Williams	-	-	-	-	-	7
Walker Williams	-	-	-	-	-	10

MULTI-EARNED RUN GAMES

Pitcher	2	3	4	5+	'25	CAREER
Andrew Allen	2	1	-	-	3	3
Chase Armstrong	1	-	-	-	1	11
David Barker	-	-	-	-	-	-
Michael Barker	-	-	-	-	-	-
Brett Foss	2	-	-	-	2	2
Gavin Galy	-	1	-	-	1	10
Cooper Garrison	1	-	-	-	1	1
Dawson Hargrove	-	-	-	-	-	-
Jack Hibbard	-	2	1	2	5	5
Carson Keithley	1	-	-	-	1	10
Joey Lopez III	1	-	-	-	1	1
Collin Maloney	2	1	-	1	4	8
Jack Nelson	1	1	1	-	3	12
Sam Peterson	1	-	-	-	1	2
Chase Richter	1	1	-	-	2	4
Isaac Sewell	-	-	-	-	-	-
Jett Sutton	-	-	-	-	-	-
Garrett Thiele	-	-	-	-	-	-
Kole Turner	1	1	-	-	2	11
Jelle van der Lelie	-	1	-	-	1	13
Tyler Weimer	1	2	-	-	3	3
Jake Henry Williams	-	-	-	-	-	8
Walker Williams	-	-	-	-	-	12

W/L BY PITCHER

Pitcher	Starts	Reliefs	Team Record
Andrew Allen	2	5	2-5
Chase Armstrong	0	4	0-4
David Barker	0	0	0-0
Michael Barker	0	0	0-0
Brett Foss	0	9	1-8
Gavin Galy	0	14	5-9
Cooper Garrison	1	9	4-6
Dawson Hargrove	0	2	1-1
Jack Hibbard	8	0	5-3
Carson Keithley	0	12	5-7
Joey Lopez III	0	2	0-2
Collin Maloney	7	2	3-5
Jack Nelson	5	4	3-6
Sam Peterson	0	2	0-2
Chase Richter	0	13	6-7
Isaac Sewell	0	7	2-5
Jett Sutton	0	0	0-0
Garrett Thiele	0	1	0-1
Kole Turner	2	8	4-6
Jelle van der Lelie	2	11	5-8
Tyler Weimer	1	6	2-5
Jake Henry Williams	0	0	0-0
Walker Williams	0	0	0-0

WEEKEND STARTERS

Opponent	Game 1	Game 2	Game 3
Morehead State	Maloney	Nelson	Hibbard
Eastern Illinois	Maloney	Nelson	Hibbard
Jacksonville State	Maloney	Nelson	Hibbard
Arkansas-Pine Bluff	Maloney	Nelson	Hibbard
Marshall	Maloney	Nelson	Hibbard
Texas State	Maloney	Allen	Hibbard
ULM	Maloney	Allen	Hibbard
Coastal Carolina	Galy	van der Lelie	Hibbard
South Alabama			
Georgia Southern			
Georgia State			
Southern Miss			
Troy			
Louisiana			

BY THE NUMBERS - PITCHING

ERA BY PITCHER	OVERALL	SBC
Walker Williams	-	-
Dawson Hargrove	27.00	-
Cooper Garrison	4.82	3.86
Jake Henry Williams	-	-
Jack Nelson	3.00	7.71
Chase Richter	2.25	1.04
Sam Peterson	18.00	27.00
Carson Keithley	3.65	4.50
Gavin Galy	2.40	2.89
Joey Lopez III	54.00	-
Garrett Thiele	0.00	-
Brett Foss	6.75	4.26
Collin Maloney	3.38	5.84
Chase Armstrong	11.57	0.00
Isaac Sewell	2.08	0.00
Tyler Weimer	6.39	5.68
Jack Hibbard	4.09	2.74
Jelle van der Lelie	2.96	3.48
Kole Turner	3.47	3.38
David Barker	-	-
Jett Sutton	-	-
Andrew Allen	5.40	8.31
Michael Barker	-	-
Noah Gadberry	-	-

K/BB BY PITCHER	OVERALL	SBC
Walker Williams	-/-	-/-
Dawson Hargrove	1/0	-/-
Cooper Garrison	8/3	1/1
Jake Henry Williams	-/-	-/-
Jack Nelson	30/10	2/3
Chase Richter	30/9	6/3
Sam Peterson	0/3	0/1
Carson Keithley	12/5	3/1
Gavin Galy	13/2	6/2
Joey Lopez III	1/2	-/-
Garrett Thiele	0/1	-/-
Brett Foss	8/4	8/3
Collin Maloney	30/18	5/6
Chase Armstrong	4/4	1/0
Isaac Sewell	3/1	-/-
Tyler Weimer	14/1	10/0
Jack Hibbard	28/2	14/0
Jelle van der Lelie	16/12	6/5
Kole Turner	13/6	-/-
David Barker	-/-	-/-
Jett Sutton	-/-	-/-
Andrew Allen	14/8	5/4
Michael Barker	-/-	-/-
Noah Gadberry		

WINS/SAVES BY PITCHER	OVERALL	SBC
Walker Williams	-/-	-/-
Dawson Hargrove	-/-	-/-
Cooper Garrison	-/-	-/-
Jake Henry Williams	-/-	-/-
Jack Nelson	1/0	-/-
Chase Richter	2/3	0/3
Sam Peterson	-/-	-/-
Carson Keithley	1/2	-/-
Gavin Galy	-/-	-/-
Joey Lopez III	-/-	-/-
Garrett Thiele	-/-	-/-
Brett Foss	-/-	-/-
Collin Maloney	3/0	1/0
Chase Armstrong	-/-	-/-
Isaac Sewell	-/-	-/-
Tyler Weimer	-/-	-/-
Jack Hibbard	5/0	2/0
Jelle van der Lelie	1/0	-/-
Kole Turner	1/0	-/-
David Barker	-/-	-/-
Jett Sutton	-/-	-/-
Andrew Allen	-/-	-/-
Michael Barker	-/-	-/-
Noah Gadberry	-/-	-/-

PRESEASON SUPERLATIVES

PRESEASON COACHES' POLL

Rank	Team (First-place Votes)	Points
1	Southern Miss (5)	179
2	Troy (4)	178
3	Louisiana (3)	174
4	Coastal Carolina (2)	161
5	Georgia Southern	125
6	James Madison	106
7	Old Dominion	105
8	Texas State	102
9	App State	94
10	South Alabama	93
11	Georgia State	49
12	Marshall	46
13	ULM	34
14	Arkansas State	24

PRESEASON ALL-SUN BELT CONFERENCE

Name	School	Position
Chase Morgan	Louisiana	SP
Bryce Blevins	Marshall	SP
Colby Allen	Southern Miss	SP
Max Kuhle	James Madison	RP
Caden Bodine	Coastal Carolina	C
Matthew Russo	Southern Miss	1B
Blake Barthol	Coastal Carolina	2B
Ozzie Pratt	Southern Miss	SS
Lee Amedee	Louisiana	3B
Josh Tate	Georgia Southern	OF
Luke Waters	Old Dominion	OF
Davis Gillespie	Southern Miss	OF
Ryan Dooley	James Madison	DH
Nick Monistere	Southern Miss	UT

CONFERENCE RANKINGS - RPI (As of 4/6/25)

Rank	Team	Record
11	Coastal Carolina	23-9
25	Troy	24-9
46	Southern Miss	22-10
58	Ga. Southern	18-13
87	Texas State	15-16
88	Old Dominion	9-20
107	Louisiana	16-18
116	South Alabama	14-17
131	Georgia State	21-13
155	Marshall	16-16
177	App State	16-15
187	James Madison	10-22
221	Arkansas State	14-17
222	ULM	14-18

SUN BELT CONFERENCE STANDINGS (As of 4/7/25)

	Conference		Overall						
	W-L-T	PCT	W-L-T	PCT	H	A	N	L10	STRK
Troy	8-4	.667	24-9	.727	15-3	9-6	0-0	7-3	L1
Coastal Carolina	8-4	.667	23-9	.719	14-3	7-5	2-1	6-4	L1
Southern Miss	8-4	.667	22-10	.688	15-4	6-5	1-1	6-4	L1
Georgia State	8-4	.667	21-13	.618	16-5	5-8	0-0	6-4	W3
Appalachian State	7-5	.583	16-15	.516	13-5	3-10	0-0	5-5	W1
Louisiana	7-5	.583	16-18	.471	14-11	2-7	0-0	6-4	L2
Georgia Southern	6-6	.500	18-13	.581	13-5	5-8	0-0	6-4	W1
Texas State	6-6	.500	15-16	.484	9-8	5-8	1-0	6-4	W2
Marshall	5-7	.417	16-16	.500	12-4	4-12	0-0	4-6	W1
Arkansas State	5-7	.417	14-17	.452	12-8	2-9	0-0	4-6	W1
Old Dominion	5-7	.417	9-20	.310	3-3	6-14	0-3	3-7	W1
South Alabama	4-8	.333	14-17	.452	11-6	3-10	0-1	4-6	L1
James Madison	4-8	.333	10-22	.312	8-8	2-14	0-0	3-7	L3
ULM	3-9	.250	14-18	.438	9-9	5-9	0-0	5-5	L1

THIS WEEK'S SCHEDULE

TUESDAY, APRIL 8		SUNDAY, APRIL 13	
Old Dominion at Norfolk State	2 PM	James Madison vs Troy	10 AM
James Madison at Longwood	4 PM	Texas State vs Southern Miss	11 AM
ULM vs Northwestern State	4 PM	Marshall vs App State	12 PM
Coastal Carolina at UNCW	5 PM	Georgia State vs Coastal Carolina	12 PM
Marshall at Ohio	5 PM	Georgia Southern vs Old Dominion	12 PM
Georgia Southern vs Jacksonville	5 PM	Arkansas State at Coastal Carolina	1 PM
App State vs Western Carolina	5 PM	ULM vs Louisiana	1 PM
Georgia State vs Jacksonville State	5 PM		
Louisiana vs UTRGV	6 PM		
Southern Miss at Alabama	6 PM		
Arkansas State at Arkansas	6 PM		
Texas State at Baylor	6:30 PM		
WEDNESDAY, APRIL 9			
Troy at Virginia Tech	5 PM		
Georgia Southern at Mercer	5 PM		
ULM at Northwestern State	6 PM		
Louisiana at Louisiana Tech	6 PM		
FRIDAY, APRIL 11			
Georgia State vs Coastal Carolina	5 PM		
Marshall vs App State	5 PM		
James Madison vs Troy	5 PM		
Georgia Southern vs Old Dominion	5:30 PM		
ULM vs Louisiana	6 PM		
Texas State vs Southern Miss	6 PM		
Arkansas State at Coastal Carolina	6 PM		
SATURDAY, APRIL 12			
Georgia State vs Coastal Carolina	1 PM		
Georgia Southern vs Old Dominion	1 PM		
ULM vs Louisiana	2 PM		
Texas State vs Southern Miss	2:30 PM		
James Madison vs Troy	3 PM		
Marshall vs App State	4 PM		
Arkansas State at Coastal Carolina	6 PM		

SBC PLAYERS OF THE WEEK

Week	Name	School
1	Shane Lewis	Troy
2	Sean Darnell	Troy
3	Caden Bodine	Coastal Carolina
4	William Maginnis	Georgia State
5	Gavin Schrader	Troy
6	Conor Higgs	Louisiana
7	Coleman Calabrese	James Madison
8		
9		
10		
11		

SBC PITCHERS OF THE WEEK

Week	Name	School
1	Matthew Adams	Southern Miss
2	Dylan Brown	Old Dominion
3	Alex Valentin	Texas State
4	Caleb Marks	App State
5	Jack Hibbard	Arkansas State
6	Jacob Phillips	Georgia Southern
7	JR Tollett	Louisiana
8		
9		
10		
11		

HOW IT WAS WON (\* - Walk-off hit)

Gm	Opponent	Final	Player	Inn.	Outs	Play	Score at Time
1	Morehead State	3-4 (11)	-	-	-	-	-
2	Morehead State	4-1	Engskov	7th	0	Three-Run HR	0-1
3	Morehead State	11-1	-	-	-	-	-
4	at Ole Miss	2-4	-	-	-	-	-
5	Eastern Illinois	1-7	-	-	-	-	-
6	Eastern Illinois	4-8	-	-	-	-	-
7	Eastern Illinois	4-0	French	3rd	0	RBI-Single	0-0
8	Southern Illinois	5-7	-	-	-	-	-
9	Southeast Missouri	7-5	Engskov	7th	2	RBI-Single	5-4
10	at Jacksonville State	0-10	-	-	-	-	-
11	at Jacksonville State	7-8	-	-	-	-	-
12	at Jacksonville State	6-7	-	-	-	-	-
13	Arkansas-Pine Bluff	9-2	Quiller	2nd	1	RBI-Triple	2-0
14	Arkansas-Pine Bluff	9-0	French	3rd	1	Balk	0-0
15	Arkansas-Pine Bluff	14-4	Williams	4th	0	Home Run	3-3
16	Memphis	4-2	Jumper	8th	2	Two-Run Single	2-2
17	Marshall	11-1	J. Williams	1st	2	RBI-Double	1-0
18	Marshall	-	-	-	-	-	-
19	Marshall	9-1	Engskov	2nd	0	Two-Run Double	0-0
20	Missouri State	3-2	Quiller	7th	2	RBI-Single	2-2
21	at Texas State	2-6	-	-	-	-	-
22	at Texas State	4-5	-	-	-	-	-
23	at Texas State	-	-	-	-	-	-
24	at Central Arkansas	12-2	Anderson	1st	2	Two-Run Single	1-0
25	ULM	4-3	Jumper	2nd	2	RBI-Single	3-1
26	ULM	-	-	-	-	-	-
27	ULM	5-3	Quiller	6th	0	Throwing Error (E1)	3-2
28	Central Arkansas	-	-	-	-	-	-
30	at Coastal Carolina	-	-	-	-	-	-
31	at Coastal Carolina	-	-	-	-	-	-
32	at Coastal Carolina	2-0	Quiller	3rd	2	RBI-Double	0-0
33	at Arkansas						
34	South Alabama						
35	South Alabama						
36	South Alabama						
37	at Southern Illinois						
38	at Georgia Southern						
39	at Georgia Southern						
40	at Georgia Southern						
41	at Memphis						
42	Georgia State						
43	Georgia State						
44	Georgia State						
45	at Little Rock						
46	at Southern Miss						
47	at Southern Miss						
48	at Southern Miss						
49	Troy						
50	Troy						
51	Troy						
52	Louisiana						
53	Louisiana						
54	Louisiana						

HITTING STREAKS

NAME	ACTIVE	CAREER LONG
Daedrick Cail	-	12, 3/9/22-3/29/22
Cason Tollett	-	9, 4/2/23-4/22/23
Cross Jumper	-	9, 3/28/23-4/14/23
Kaden Amundson	-	9, 5/17/24-2/14/25
Drake Anderson	-	7, 5/17/24-5/31/24
Cason Campbell	3	7, 2/25/25-3/9/25
Wil French	1	6 (2x), 3/12/24-3/19/24
Hunter Ryan	-	4, 4/20/24-4/26/24
Aidan Houseworth	-	4, 2/25/24-3/5/24
Patrick Engskov	-	8, 3/9/25-3/22/25
Jake H. Williams	-	3, 3/7/25-3/9/25
Carson Keithley	-	1 (3x), 3/10/23-3/10/23
Kohle Kerin	-	1 (2x), 2/24/25-Present
Ayden Alsobrooks	-	-
Jeremiah Cabuyaban	-	2 (2x), 3/8/25-3/9/25
Zac Butler	-	1 (2x), 3/18/25-3/18/25
Nicholas Alonso	-	1, 2/24/25-2/24/25
Ashton Quiller	4	5, 3/7/25-3/14/25
Mason Pankey	-	-
Raul Torres	2	2, 4/5/25-Present

ON-BASE STREAKS

NAME	ACTIVE	CAREER LONG
Wil French	2	30, 5/7/23-3/20/24
Cross Jumper	-	19, 3/21/23-4/29/23
Daedrick Cail	-	14, 4/2/23-4/28/23
Kaden Amundson	-	12, 5/12/24-2/18/25
Cason Tollett	5	11, 4/2/23-4/25/23
Drake Anderson	1	11, 5/16/24-2/18/25
Cason Campbell	6	9, 2/25/25-3/18/25
Hunter Ryan	-	6, 4/12/24-4/26/24
Jake H. Williams	-	5, 3/26/23-4/6/23
Aidan Houseworth	-	5, 2/20/24-3/5/24
Patrick Engskov	2	9, 3/8/25-3/22/25
Carson Keithley	-	1 (3x), 3/10/23
Kohle Kerin	-	1 (2x), 2/24/25-Present
Ayden Alsobrooks	-	-
Jeremiah Cabuyaban	-	5, 2/17/25-3/9/25
Zac Butler	1	3, 3/9/25-3/21/25
Nicholas Alonso	-	2/24/25-2/24/25
Ashton Quiller	4	8, 3/16/25-3/29/25
Mason Pankey	-	-
Raul Torres	2	3, 2/18/25-2/24/25

HOME RUN TRACKER - 2025

HOME RUNS	INNING	ON-BASE			
Jake Henry Williams	4th	0			
Patrick Engskov	7th	2			
Kohle Kerin	5th	0			
Cross Jumper	2nd	1			
Wil French	1st	0			
Cason Tollett	1st	0			
Patrick Engskov	12th	0			
Cross Jumper	1st	1			
Daedrick Cail	2nd	2			
Jake Henry Williams	3rd	0			
Jake Henry Williams	4th	0			
Jake Henry Williams	8th	1			
Drake Anderson	5th	2			
Drake Anderson	4th	1			
Wil French	1st	0			
Kaden Amundson	7th	1			
Cason Campbell	9th	0			
CAREER HOME RUNS	SOLO	2R	3R	GS	TOTAL
Cason Tollett	6	3	2	-	11
Daedrick Cail	3	4	4	-	11
Wil French	5	1	1	1	8
Drake Anderson	5	-	-	-	5
Cason Campbell	4	1	-	-	5
Jake Henry Williams	3	1	-	-	4
Cross Jumper	-	3	-	1	4
Patrick Engskov	1	-	1	-	2
Hunter Ryan	1	-	1	-	2
Drake Anderson	1	1	-	-	2
Carson Keithley	-	1	-	-	1
Kohle Kerin	1	-	-	-	1
Kaden Amundson	-	1	-	-	1



## THE LAST TIME...

### AN A-STATE TEAM...

SWEPT A THREE-GAME SERIES.....	vs Arkansas-Pine Bluff   3-7/3-9
SWEPT A NON-CONFERENCE THREE-GAME SERIES.....	vs Arkansas-Pine Bluff   3-7/3-9
SWEPT A THREE-GAME SBC SERIES.....	vs South Alabama   5-18/5-20-23
PLAYED AN EXTRA INNING GAME.....	vs Ole Miss (L 2-4 [10])   2-18-25
PLAYED IN BACK-TO-BACK EXTRA INNING GAMES.....	vs Troy (4-23) & at UT Arlington (4-29/4-30-22)
WON AN EXTRA INNING GAME.....	vs Texas State (G2) (W 8-7 [10])   4-26-24
WON A GAME ON A WALK-OFF HIT.....	vs Texas State (G2)   4-26-24
WON A GAME ON A WALK-OFF HOME RUN.....	vs Little Rock   5-9-23
WON A GAME ON A WALK-OFF SAC FLY.....	vs Little Rock   5-15-15
WON A GAME ON A WALK-OFF FIELDER'S CHOICE.....	vs ULM   4-24-16
WON A GAME ON A WALK-OFF WILD PITCH.....	vs Southern Illinois   3-15-16
WON A GAME ON A WALK-OFF HBP.....	vs SEMO   2-20-18
WON A GAME ON A WALK-OFF WALK.....	vs Troy   4-23-22
RUN-RULED AN OPPONENT (HOME).....	vs Marshall (11-1, 7 inn.)   3-14-25
RUN-RULED AN OPPONENT (AWAY).....	vs Central Arkansas (12-2, 7 inn.)   3-26-25
SHUT OUT AN OPPONENT.....	at #21 Coastal Carolina (2-0)   4-6-25
WON BACK-TO-BACK SHUTOUTS.....	vs Omaha (2-18-24) & vs Arkansas-Pine Bluff (2-20-24)
SHUT OUT A SUN BELT OPPONENT.....	at #21 Coastal Carolina (2-0)   4-6-25
SHUT OUT A SUN BELT OPPONENT IN CONSECUTIVE GAMES.....	vs Jacksonville (DH)   3-23-96
SHUT OUT BY SUN BELT OPPONENT.....	vs Texas State (10-0)   4-27-24
DEFEATED A RANKED OPPONENT.....	at #21 Coastal Carolina   4-6-25
WON A SERIES AGAINST A RANKED OPPONENT.....	vs #20 C. Carolina   3-28-30-18
WON 10+ CONSECUTIVE GAMES.....	1993   10
WON 9 CONSECUTIVE SUN BELT CONFERENCE GAMES.....	1997
WON 10 CONSECUTIVE GAMES AT HOME.....	2023-2024   12

### AN A-STATE BATTER...

LED OFF WITH A HOME RUN.....	Wil French at Central Arkansas   3-26-25
HIT FOR THE CYCLE.....	Ryan Hudgins vs UT Martin   4-17-07
RECORDED A WALK-OFF HIT.....	Jared Toler vs. Texas State (G2)   4-26-24
RECORDED A WALK-OFF HOME RUN.....	Brayden Caskey vs Little Rock   5-9-23
RECORDED 9 AT-BATS.....	Grant Hawkins, Alex Howard vs Little Rock   5-18-17
RECORDED 7+ AT-BATS.....	Brayden Caskey at Marshall   3-24-24
RECORDED 6+ AT-BATS.....	Daedrick Cail and Cason Tollett at Jacksonville State   3-2-25
RECORDED 6+ HITS.....	Jaylon Deshazier (6) vs Miss. Valley St.   2-26-20
RECORDED 5+ HITS.....	Brandon Hager (5) at Memphis   5-10-22
SCORED 7 RUNS.....	Austin Baker (7) at Murray State   3-11-14
SCORED 5+ RUNS.....	Wil French (5) vs South Alabama   5-20-23
RECORDED 3+ DOUBLES.....	Patrick Engskov (3) vs Marshall   3-14-25
RECORDED 2+ TRIPLES.....	Wil French vs. Lindenwood   2-23-24
HIT A GRAND SLAM.....	Wil French vs Louisiana   3-15-24
HIT A PINCH-HIT HOME RUN.....	Nyan Hayes at Memphis   3-13-24
HOMERED 2 TIMES.....	Jake Henry Williams vs. Arkansas-Pine Bluff   3-9-25
HOMERED 3 TIMES.....	Austin Baker at Murray State   3-11-14
HIT AN INSIDE-THE-PARK HOME RUN.....	Blake Burris vs. Southern Miss   5-10-24
HOMERED IN THREE CONSECUTIVE GAMES.....	Cade Tucker   3/5-3/9/24
HOMERED IN FOUR CONSECUTIVE GAMES.....	Brandon Hager   4/29-5/5/22
HOMERED 2+ TIMES IN BACK-TO-BACK GAMES.....	Kyle MacDonald   2018
DROVE IN 5+ RBIs.....	Austen Jaslove (5) vs. Lindenwood   2-24-24
DROVE IN 7 RBIs.....	Wil French (7) vs Louisiana   3-15-24
DROVE IN 8+ RBIs.....	Shane Eaker vs Little Rock   1992
STOLE 3+ BASES.....	Wil French (3) vs Omaha   2-16-24
STOLE 4+ BASES.....	Michael Faulkner at Missouri State   4-4-12
WALKED 4+ TIMES.....	Blake Burris (4) vs Old Dominion   5-7-23
HIT SAFELY IN 20 CONSECUTIVE GAMES.....	Cody Pace (20)   2009
SCORED 50 RUNS IN A SEASON.....	Wil French (62)   2023
HIT 20 DOUBLES IN A SEASON.....	Jeremy Brown (20)   2018
WALKED 50 TIMES IN A SEASON.....	Zach George (52)   2015

### AN A-STATE PITCHER...

THREW A NO-HITTER.....	Taylor Fowler vs Northwestern   2-19-05
THREW A COMPLETE GAME.....	Jack Hibbard vs Eastern Illinois (G2)   2-24-25
THREW A COMPLETE SHUTOUT.....	Jack Hibbard vs Eastern Illinois (G2)   2-24-25
STRUCK OUT 10+ BATTERS.....	Jack Nelson (10) vs Morehead State   2-16-25
STRUCK OUT 18 BATTERS.....	Keith Horn (18) vs Memphis   1995
PITCHED 10.0 INNINGS.....	Matt Whiteside (13.0) vs Louisiana Tech   1990
RECORDED A 3-INNING SAVE.....	Blaine Harpenau (3.0 IP) at James Madison (G2)   5-4-23

## THE LAST TIME (CONTINUED)...

### AN A-STATE OFFENSE...

SCORED 10+ RUNS.....	vs Central Arkansas (12)   3-26-25
SCORED 20+ RUNS.....	vs Eastern Illinois (61) (20)   3-9-24
SCORED 30+ RUNS.....	vs ULM (31)   3-24-18
SCORED 7+ RUNS IN AN INNING.....	vs Arkansas-Pine Bluff (9, 4th)   3-9-25
SCORED 10+ RUNS IN AN INNING.....	vs Troy (11, 8th)   4-8-23
RECORDED 15+ HITS.....	vs Arkansas-Pine Bluff (15)   3-9-25
RECORDED 20+ HITS.....	vs ULM (21)   4-22-23
HIT 5+ DOUBLES.....	vs Marshall (6)   3-18-25
HIT 8+ DOUBLES.....	vs ULM (9)   4-22-23
HIT 3+ TRIPLES.....	vs Arkansas-Pine Bluff (3)   2-20-24
HIT 5+ HOME RUNS.....	vs Little Rock (8)   4-10-05
HIT BACK-TO-BACK HOME RUNS.....	at Appalachian State   5-14-23
HOMERED IN SIX CONSECUTIVE GAMES.....	4/6/24-4/23/24
WALKED 10+ TIMES.....	vs Morehead State (10)   2-16-25
HIT-BY-PITCH 5+ TIMES.....	vs Omaha (5)   2-16-24
STOLE 5+ BASES.....	at UAPB   3-26-24
STOLE 8+ BASES.....	vs Georgia State (8)   4-9-17

### AN A-STATE DEFENSE/PITCHING STAFF...

STRUCK OUT 10+ BATTERS.....	vs ULM (11)   3-29-25
STRUCK OUT 15+ BATTERS.....	vs Morehead State (17)   2-16-25
STRUCK OUT 20+ BATTERS.....	at Georgia Southern (21)   3-20-15
DID NOT ALLOW A WALK.....	vs Central Arkansas   3-26-25
TURNED 3+ DOUBLE PLAYS.....	at Ole Miss (3)   2-21-24
TURNED A TRIPLE PLAY.....	vs Little Rock   3-15-13

## RECORDS

### SINGLE-GAME (HITTING)...

AT-BATS.....	9, Grant Hawkins & Alex Howard vs Little Rock   5-18-17
RUNS SCORED.....	7, Austin Baker at Murray State   3-11-14
RUNS BATTED IN.....	8, Shane Baker vs Little Rock   1992
HITS.....	6, Jaylon Deshazier vs Mississippi Valley State & Shane Eaker vs Little Rock   2020 & 1992
DOUBLES.....	4 by Wil French vs Southern Illinois   2-26-25
TRIPLES.....	2 (5 Players), last by Garrett Rucker at Northwestern State   2-26-17
HOME RUNS.....	3 (4 Players), last by Austin Baker at Murray State   3-11-14
TOTAL BASES.....	14, Austin Baker at Murray State   3-11-14
BASES ON BALLS.....	4 (6 Players), last by Blake Burris vs Old Dominion   5-7-23
STOLEN BASES.....	4 (3 Players), last by Michael Faulkner at Missouri State   4-4-12

### REGULAR SEASON (HITTING)...

BATTING AVERAGE.....	.425, Rick Poe   1980
AT-BATS.....	249, Chris Floyd   1994
RUNS SCORED.....	66, Geoff Desmond   2005
HITS.....	87, Brett Kinning   2005
DOUBLES.....	23, Josh Yates   2006
TRIPLES.....	7, Tim Maloney & Rich Juricic   1982 & 1951
HOME RUNS.....	20, Geoff Desmond   2005
TOTAL BASES.....	167, Geoff Desmond   2005
RUNS BATTED IN.....	72, Geoff Desmond   2005
WALKS.....	52, Zach George   2015
STOLEN BASES.....	41, Michael Faulkner   2012

### SINGLE-GAME (PITCHING)...

INNINGS PITCHED.....	13.0, Matt Whiteside vs Louisiana Tech   1990
STRIKEOUTS.....	18, Keith Horn vs Memphis   1995
WALKS ALLOWED.....	11, Doug Walters vs McNeese State   1975
HITS ALLOWED.....	19, Nate Alberius vs Little Rock   5-18-19
RUNS ALLOWED.....	15, Bob Montgomery vs New Orleans   1974
EARNED RUNS ALLOWED.....	14, Jim Roth vs Texas A&M   1984

### REGULAR SEASON (PITCHING)...

EARNED RUN AVERAGE.....	1.71, Jerry Dean   1950
STRIKEOUTS.....	117, A.L. Gatewood   1959
WINS.....	11, Keith Horn   1994
INNINGS PITCHED.....	128.0, Jon David French   1994
APPEARANCES.....	32, Nick Lambert   1997
SAVES.....	11, John Koch   2012
GAMES STARTED.....	19, Jon David French   1994

## GAME-BY-GAME STARTERS BY ORDER

Date	Opponent	1	2	3	4	5	6	7	8	9	SP
2/14	Morehead State	French	Engskov	Campbell	Tollett	Cail	Jumper	Quiller	J. Williams	Amundson	Maloney
2/15	Morehead State	French	Engskov	Tollett	Cail	Jumper	Quiller	J. Williams	Anderson	Amundson	Nelson
2/16	Morehead State	French	Engskov	Tollett	Campbell	Cabuyaban	Cail	Quiller	Jumper	Butler	Hibbard
2/18	at Ole Miss	Kerin	Tollett	Engskov	French	Anderson	Keithley	Amundson	Quiller	Torres	van der Lelie
2/21	Eastern Illinois	French	Tollett	Engskov	Campbell	Anderson	Cail	Jumper	Amundson	Quiller	Maloney
2/22	Eastern Illinois	French	Ryan	Tollett	Jumper	Anderson	Engskov	Kerin	Torres	Amundson	Nelson
2/23	Eastern Illinois	French	Tollett	Cabuyaban	Jumper	Cail	Anderson	Torres	Alonso	Amundson	Hibbard
2/25	Southern Illinois	French	Tollett	Jumper	Cabuyaban	Cail	Engskov	Campbell	Torres	Amundson	Weimer
2/26	Southeast Missouri	French	Tollett	Cail	Campbell	Engskov	Jumper	J. Williams	Butler	Quiller	Turner
2/28	at Jacksonville State	French	Tollett	Cail	Jumper	Engskov	Ryan	Anderson	Amundson	Quiller	Maloney
3/1	at Jacksonville State	French	Jumper	Cail	Tollett	Campbell	Engskov	Torres	Amundson	Quiller	Nelson
3/2	at Jacksonville State	French	Jumper	Cail	Tollett	Engskov	Campbell	Amundson	Torres	Quiller	Hibbard
3/7	Arkansas-Pine Bluff	French	Jumper	Tollett	Cail	Campbell	Engskov	Amundson	J. Williams	Quiller	Maloney
3/8	Arkansas-Pine Bluff	French	Jumper	Cail	Campbell	Engskov	Cabuyaban	Amundson	J. Williams	Quiller	Nelson
3/9	Arkansas-Pine Bluff	French	Jumper	Cail	Campbell	Engskov	Cabuyaban	J. Williams	Butler	Quiller	Hibbard
3/11	Memphis	French	Jumper	Cail	Engskov	J. Williams	Cabuyaban	Amundson	Torres	Quiller	van der Lelie
3/14	Marshall	French	Jumper	Cail	Tollett	J. Williams	Engskov	Amundson	Torres	Quiller	Maloney
3/15	Marshall	French	Jumper	Cail	Tollett	J. Williams	Engskov	Amundson	Campbell	Quiller	Nelson
3/16	Marshall	French	Jumper	Cail	Tollett	J. Williams	Engskov	Amundson	Anderson	Quiller	Hibbard
3/18	Missouri State	French	Jumper	Cail	Tollett	J. Williams	Engskov	Amundson	Anderson	Quiller	Richter
3/21	at Texas State	French	Jumper	Cail	Tollett	J. Williams	Engskov	Amundson	Anderson	Quiller	Maloney
3/22	at Texas State	French	Jumper	Tollett	J. Williams	Engskov	Amundson	Torres	Cail	Quiller	Allen
3/23	at Texas State	French	Jumper	Engskov	Tollett	Anderson	Cail	Campbell	Butler	Quiller	Hibbard
3/26	at Central Arkansas	French	Jumper	Tollett	Engskov	Campbell	Amundson	Anderson	Cail	Quiller	Garrison
3/28	ULM	French	Jumper	Engskov	Tollett	Anderson	Amundson	Cail	Torres	Quiller	Maloney
3/29	ULM	French	Jumper	Engskov	Tollett	Anderson	Amundson	Cail	Torres	Quiller	Allen
3/30	ULM	French	Jumper	Engskov	Amundson	J. Williams	Anderson	Campbell	Quiller	Alonso	Hibbard
4/1	Central Arkansas	French	Jumper	Engskov	Tollett	J. Williams	Anderson	Campbell	Butler	Quiller	Turner
4/4	at Coastal Carolina	Quiller	French	Jumper	Engskov	J. Williams	Amundson	Anderson	Campbell	Cail	Galy
4/5	at Coastal Carolina	Quiller	French	Jumper	Engskov	J. Williams	Anderson	Amundson	Campbell	Cail	van der Lelie
4/6	at Coastal Carolina	Quiller	Jumper	French	Tollett	Campbell	Engskov	J. Williams	Butler	Torres	Hibbard
4/8	at Arkansas										
4/11	South Alabama										
4/12	South Alabama										
4/13	South Alabama										
4/15	at Southern Illinois										
4/17	at Georgia Southern										
4/18	at Georgia Southern										
4/19	at Georgia Southern										
4/22	at Memphis										
4/25	Georgia State										
4/26	Georgia State										
4/27	Georgia State										
4/29	at Little Rock										
5/2	at Southern Miss										
5/3	at Southern Miss										
5/4	at Southern Miss										
5/9	Troy										
5/10	Troy										
5/11	Troy										
5/15	Louisiana										
5/16	Louisiana										
5/17	Louisiana										

## SERIES-BY-SERIES HITTING

Opponent	W-L	AVG	R	H	2B	3B	HR	RBI	BB	SO	SB-ATT	W/RISP	W/2OUT	2-OUT RBI
Morehead State	1-2	.191	8	17	3	0	3	7	16	16	3-6	.211	.148	2
Eastern Illinois	1-2	.226	9	21	3	2	0	8	5	8	1-2	.211	.138	2
Jacksonville State	0-3	.243	13	26	3	1	3	12	11	20	5-6	.212	.317	7
Arkansas-Pine Bluff	3-0	.353	32	36	7	4	5	31	9	8	3-3	.485	.429	13
Marshall	2-1	.323	22	31	10	0	1	21	6	8	2-2	.350	.333	11
Texas State	0-3	.207	9	19	3	0	1	7	10	28	2-7	.118	.258	5
ULM	2-1	.263	11	25	0	0	0	9	8	14	3-4	.222	.214	2
Coastal Carolina	1-2	.147	4	14	2	0	1	3	9	20	2-4	.053	.103	1
South Alabama														
Georgia Southern														
Georgia State														
Southern Miss														
Troy														
Louisiana														

## GAME-BY-GAME STARTERS BY POSITION

Date	Opponent	SP	C	1B	2B	3B	SS	LF	CF	RF	DH
2/14	Morehead State	Maloney	Amundson	Tollett	French	Cail	Engskov	Campbell	Quiller	Jumper	J. Williams
2/15	Morehead State	Nelson	Amundson	Tollett	French	Cail	Engskov	Anderson	Quiller	Jumper	J. Williams
2/16	Morehead State	Hibbard	Butler	Tollett	French	Cail	Engskov	Campbell	Quiller	Jumper	Cabuyaban
2/18	at Ole Miss	van der Lelie	Amundson	Tollett	French	Torres	Engskov	Anderson	Quiller	Keithley	Kerin
2/21	Eastern Illinois	Maloney	Amundson	Tollett	French	Cail	Engskov	Anderson	Quiller	Jumper	Campbell
2/22	Eastern Illinois	Nelson	Amundson	Tollett	French	Engskov	Torres	Anderson	Jumper	Kerin	Ryan
2/23	Eastern Illinois	Hibbard	Amundson	Cabuyaban	French	Cail	Torres	Anderson	Alonso	Jumper	Tollett
2/25	Southern Illinois	Weimer	Amundson	Cabuyaban	Torres	Cail	Engskov	Campbell	Jumper	French	Tollett
2/26	Southeast Missouri	Turner	Butler	Tollett	French	Cail	Engskov	Campbell	Quiller	Jumper	J. Williams
2/28	at Jacksonville State	Maloney	Amundson	Tollett	French	Cail	Engskov	Anderson	Quiller	Jumper	Ryan
3/1	at Jacksonville State	Nelson	Amundson	French	Torres	Cail	Engskov	Campbell	Quiller	Jumper	Tollett
3/2	at Jacksonville State	Hibbard	Amundson	French	Torres	Cail	Engskov	Campbell	Quiller	Jumper	Tollett
3/7	Arkansas-Pine Bluff	Maloney	Amundson	French	Campbell	Cail	Engskov	J. Williams	Quiller	Jumper	Tollett
3/8	Arkansas-Pine Bluff	Nelson	Amundson	French	Campbell	Cail	Engskov	J. Williams	Quiller	Jumper	Cabuyaban
3/9	Arkansas-Pine Bluff	Hibbard	Butler	French	Campbell	Cail	Engskov	J. Williams	Quiller	Jumper	Cabuyaban
3/11	Memphis	van der Lelie	Amundson	French	Torres	Cail	Engskov	J. Williams	Quiller	Jumper	Cabuyaban
3/14	Marshall	Maloney	Amundson	French	Torres	Cail	Engskov	J. Williams	Quiller	Jumper	Tollett
3/15	Marshall	Nelson	Amundson	French	Campbell	Cail	Engskov	J. Williams	Quiller	Jumper	Tollett
3/16	Marshall	Hibbard	Amundson	French	Anderson	Cail	Engskov	J. Williams	Quiller	Jumper	Tollett
3/18	Missouri State	Richter	Amundson	French	Anderson	Cail	Engskov	J. Williams	Quiller	Jumper	Tollett
3/21	at Texas State	Maloney	Amundson	French	Campbell	Cail	Engskov	J. Williams	Quiller	Jumper	Tollett
3/22	at Texas State	Allen	Amundson	French	Torres	Cail	Engskov	J. Williams	Quiller	Jumper	Tollett
3/23	at Texas State	Hibbard	Butler	French	Campbell	Cail	Engskov	Anderson	Quiller	Jumper	Tollett
3/26	at Central Arkansas	Garrison	Amundson	French	Campbell	Cail	Engskov	Anderson	Quiller	Jumper	Tollett
3/28	ULM	Maloney	Amundson	French	Torres	Cail	Engskov	Anderson	Quiller	Jumper	Tollett
3/29	ULM	Allen	Amundson	French	Torres	Cail	Engskov	Anderson	Quiller	Jumper	Tollett
3/30	ULM	Hibbard	Amundson	French	Campbell	Campbell	Engskov	Alonso	Quiller	Jumper	J. Williams
4/1	Central Arkansas	Turner	Butler	French	Campbell	Anderson	Engskov	J. Williams	Quiller	Jumper	Tollett
4/4	at Coastal Carolina	Galy	Amundson	French	Campbell	Cail	Engskov	Anderson	Quiller	Jumper	J. Williams
4/5	at Coastal Carolina	van der Lelie	Amundson	French	Campbell	Cail	Engskov	Anderson	Quiller	Jumper	J. Williams
4/6	at Coastal Carolina	Hibbard	Butler	French	Campbell	Torres	Engskov	J. Williams	Quiller	Jumper	Tollett
4/8	at Arkansas										
4/11	South Alabama										
4/12	South Alabama										
4/13	South Alabama										
4/15	at Southern Illinois										
4/17	at Georgia Southern										
4/18	at Georgia Southern										
4/19	at Georgia Southern										
4/22	at Memphis										
4/25	Georgia State										
4/26	Georgia State										
4/27	Georgia State										
4/29	at Little Rock										
5/2	at Southern Miss										
5/3	at Southern Miss										
5/4	at Southern Miss										
5/9	Troy										
5/10	Troy										
5/11	Troy										
5/15	Louisiana										
5/16	Louisiana										
5/17	Louisiana										

## SERIES-BY-SERIES PITCHING

Opponent	W-L	Saves	ERA	IP	H	R	ER	BB	SO
Morehead State	1-2	1	4.00	27.0	26	16	12	10	39
Eastern Illinois	1-2	0	4.33	27.0	15	18	15	13	19
Jacksonville State	0-3	0	7.01	25.2	30	25	20	17	23
Arkansas-Pine Bluff	3-0	0	1.38	26.0	14	6	4	3	21
Marshall	2-1	0	5.09	23.0	21	14	13	3	13
Texas State	0-3	0	6.00	24.0	29	17	16	11	17
ULM	2-1	2	3.33	27.0	21	14	10	10	26
Coastal Carolina	1-2	1	2.16	25.0	16	8	6	8	20
South Alabama									
Georgia Southern									
Georgia State									
Southern Miss									
Troy									
Louisiana									



## NATIONAL RANKINGS

**BASEBALL AMERICA**  
**WEEK 8**  
**APRIL 7, 2025**

Rank	Team	Record	Prev.
1	Arkansas	30-3	2
2	Texas	26-4	3
3	LSU	30-3	5
4	Tennessee	28-4	1
5	Clemson	30-5	7
6	Georgia	29-5	4
7	Ole Miss	24-7	10
8	North Carolina	24-8	11
9	Auburn	24-10	15
10	Oregon State	22-7	12
11	Louisville	24-7	14
12	Wake Forest	23-10	18
13	Florida State	25-6	6
14	Alabama	27-6	8
15	Vanderbilt	24-8	16
16	Oklahoma	23-8	9
17	UCLA	25-6	17
18	UC Irvine	23-7	13
19	Kansas	27-6	23
20	Georgia Tech	26-6	NR
21	Troy	24-9	20
22	Arizona	22-9	22
23	Oregon	22-9	21
24	TCU	25-8	NR
25	Western Kentucky	27-5	NR

**D1 BASEBALL**  
**WEEK 8**  
**APRIL 6, 2025**

Rank	Team	Record	Prev.
1	Arkansas	30-3	2
2	Texas	26-4	5
3	LSU	30-3	7
4	Clemson	30-5	6
5	Tennessee	28-4	1
6	Ole Miss	24-7	9
7	Georgia	29-5	3
8	Oregon State	22-7	11
9	Florida State	25-6	4
10	UCLA	25-6	14
11	Auburn	22-10	16
12	Alabama	27-6	8
13	UC Irvine	23-7	12
14	Louisville	24-7	18
15	Oregon	22-9	15
16	North Carolina	24-8	19
17	Vanderbilt	24-8	23
18	Georgia Tech	26-6	25
19	Oklahoma	23-8	10
20	Troy	24-9	20
21	Coastal Carolina	23-9	21
22	Kansas	27-6	NR
23	Southern Miss	22-10	13
24	Arizona	22-9	NR
25	Virginia Tech	22-10	NR

**USA TODAY**  
**WEEK 8**  
**APRIL 7, 2025**

Rank	Team (1st Place Votes)	Record	Prev.
1	Arkansas (26)	30-3	2
2	Texas (2)	26-4	5
3	LSU	30-3	6
4	Tennessee (2)	28-4	1
5	Clemson	30-5	7
6	Georgia	29-5	3
7	Ole Miss	24-7	10
8	Florida State	25-6	4
9	Oregon State	22-7	11
10	Alabama	27-6	8
11	UCLA	25-6	15
12	Auburn	22-10	17
13	North Carolina	24-8	14
14	Vanderbilt	24-8	20
15	UC Irvine	23-7	13
16	Louisville	24-7	18
17	Oregon	22-9	12
18	Georgia Tech	26-6	22
19	Oklahoma	23-8	9
20	Wake Forest	23-10	23
21	Troy	24-9	21
22	Kansas	27-6	NR
23	West Virginia	27-4	25
24	Southern Miss	22-10	16
25	Coastal Carolina	23-9	24

**PERFECT GAME**  
**WEEK 8**  
**APRIL 7, 2025**

Rank	Team	Record	Prev.
1	Arkansas	30-3	3
2	Texas	26-4	5
3	Clemson	30-5	4
4	LSU	30-3	7
5	Tennessee	28-4	1
6	Georgia	29-5	2
7	Oregon State	22-7	13
8	Ole Miss	24-7	16
9	UCLA	25-6	10
10	Florida State	25-6	6
11	West Virginia	27-4	11
12	Auburn	22-10	14
13	Alabama	27-6	8
14	UC Irvine	23-7	12
15	Georgia Tech	26-6	22
16	Wake Forest	23-10	24
17	Oregon	22-9	15
18	Troy	24-9	18
19	Coastal Carolina	23-9	19
20	Arizona	22-9	20
21	Vanderbilt	24-8	21
22	Oklahoma	23-8	9
23	North Carolina	24-8	23
24	Kansas	27-6	NR
25	Western Kentucky	27-5	NR

**NCBWA**  
**WEEK 8**  
**APRIL 7, 2025**

Rank	Team	Record	Prev.
1	Arkansas	30-3	2
2	Texas	26-4	6
3	LSU	30-3	5
4	Clemson	30-5	7
5	Tennessee	28-4	1
6	Oregon State	22-7	9
7	Georgia	29-5	3
8	Florida State	25-6	4
9	Ole Miss	24-7	13
10	Alabama	27-6	8
11	North Carolina	24-8	12
12	UCLA	25-6	14
13	UC Irvine	23-7	11
14	Vanderbilt	24-8	17
15	Oregon	22-9	15
16	Auburn	22-10	21
17	Louisville	24-7	22
18	Oklahoma	23-8	10
19	Troy	24-9	20
20	West Virginia	27-4	23
21	Georgia Tech	26-6	NR
22	Kansas	27-6	NR
23	Wake Forest	23-10	18
24	Arizona	22-9	24
25	Southern Miss	22-10	16



# 1 KADEN AMUNDSON

JR | C | R/R | 5-10 | 190 | OTSEGO, MINN. / NICHOLLS

## CAREER HIGHS

At-Bats	5, 2x, last vs McNeese   5/17/24
Hits	3, 3x, last at Jacksonville State   3/1/25
Runs	3 vs McNeese   5/25/24
Home Runs	1 at Central Arkansas   3/26/25
RBI	3, 3x, last at Central Arkansas   3/26/25
Walks	4, last vs McNeese   5/25/24
Struck Out	2, 10x, last at Central Arkansas   3/26/25
Stolen Bases	-
Putouts	17 vs Morehead State   2/16/25
Assists	5 vs AMCC   5/13/23

## SEASON HIGHS

At-Bats	4, 10x, last at Coastal Carolina   4/5/25
Hits	3, 2x, last at Jacksonville State   3/1/25
Runs	2 at Jacksonville State   3/1/25
Home Runs	1 at Central Arkansas   3/26/25
RBI	3, 2x, last at Central Arkansas   3/26/25
Walks	2, 2x, last at Jacksonville State   3/2/25
Struck Out	2 at Central Arkansas   3/26/25
Stolen Bases	-
Putouts	17 vs Morehead State   2/16/25
Assists	3 at Jacksonville State   3/2/25

Year	avg	gp-gs	ab	r	h	2b	3b	hr	rbi	tb	slg%	bb	hbp	so	gdp	ob%	sf	sh	sb-att	po	a	e	fld%
2023*	.230	45-38	100	22	23	4	0	0	14	27	.270	23	6	29	1	.400	1	7	0-0	299	39	3	.991
2024*	.264	41-35	91	27	24	5	0	0	17	29	.319	17	5	18	1	.400	2	5	0-0	275	18	2	.993
2025	.273	27-25	77	15	21	2	1	1	12	28	.364	10	2	15	1	.371	0	8	0-1	193	24	2	.991
TOTAL	.273	27-25	77	15	21	2	1	1	12	28	.364	10	2	15	1	.371	0	8	0-1	193	24	2	.991
All*	.254	113-98	268	64	68	11	1	1	43	84	.313	50	13	62	3	.392	3	20	0-1	767	81	7	.992



# 2 KOHLE KERIN

JR | OF | R/R | 6-6 | 220 | LUBBOCK, TEXAS / SOUTHEAST CC

## CAREER HIGHS

At-Bats	3 vs Eastern Illinois (G1)   2/24/25
Hits	1, 2x, last vs Eastern Illinois (G1)   2/24/25
Runs	1, 2x, last vs Eastern Illinois (G1)   2/24/25
Home Runs	1 vs Morehead State   2/17/25
RBI	1 vs Morehead State   2/17/25
Walks	1 vs Eastern Illinois (G1)   2/24/25
Struck Out	2, 2x, last at Ole Miss   2/18/25
Stolen Bases	-
Putouts	2 vs Eastern Illinois (G1)   2/24/25
Assists	-

## SEASON HIGHS

At-Bats	3 vs Eastern Illinois (G1)   2/24/25
Hits	1, 2x, last vs Eastern Illinois (G1)   2/24/25
Runs	1, 2x, last vs Eastern Illinois (G1)   2/24/25
Home Runs	1 vs Morehead State   2/17/25
RBI	1 vs Morehead State   2/17/25
Walks	1 vs Eastern Illinois (G1)   2/24/25
Struck Out	2, 2x, last at Ole Miss   2/18/25
Stolen Bases	-
Putouts	2 vs Eastern Illinois (G1)   2/24/25
Assists	-

Year	avg	gp-gs	ab	r	h	2b	3b	hr	rbi	tb	slg%	bb	hbp	so	gdp	ob%	sf	sh	sb-att	po	a	e	fld%
2025	.250	5-2	8	2	2	0	0	1	1	5	.625	1	0	4	0	.333	0	0	0-0	2	0	0	1.000
TOTAL	.250	5-2	8	2	2	0	0	1	1	5	.625	1	0	4	0	.333	0	0	0-0	2	0	0	1.000



# 3 DAEDRICK CAIL

SR | INF | R/R | 6-1 | 215 | MARION, ARK. / MARION HS


## CAREER HIGHS

At-Bats	6, 3x, last at Jacksonville State   3/1/25
Hits	3, 5x, last vs Eastern Illinois   3/10/24
Runs	3 vs Eastern Illinois (G1)   3/9/24
Home Runs	1, 11x, last vs UAPB   3/7/25
RBI	4, 2x, last vs Troy   4/8/23
Walks	3 vs Omaha   2/16/24
Struck Out	3, 2x, last at App State   5/12/23
Stolen Bases	1, 2x, last at Jacksonville State   3/2/25
Putouts	4, 5x, last at UT Arlington   4/30/22
Assists	6, 2x, last vs Arkansas-Pine Bluff

## SEASON HIGHS

At-Bats	6 at Jacksonville State   3/2/25
Hits	2, 5x, last vs ULM   3/28/25
Runs	1, 7x, last at Central Arkansas   3/26/25
Home Runs	1 vs UAPB   3/7/25
RBI	3 vs UAPB   3/7/25
Walks	1, 6x, last at Central Arkansas   3/26/25
Struck Out	2, 2x, last at Coastal Carolina   4/5/25
Stolen Bases	1, 2x, last at Jacksonville State   3/2/25
Putouts	2, 2x, last at Texas State   3/23/25
Assists	4, 2x, last vs Marshall   3/16/25

Year	avg	gp-gs	ab	r	h	2b	3b	hr	rbi	tb	slg%	bb	hbp	so	gdp	ob%	sf	sh	sb-att	po	a	e	fld%
2022	.279	46-44	179	23	50	10	0	1	19	63	.352	16	3	34	6	.347	1	0	0-0	81	85	11	.938
2023	.257	46-45	171	28	44	4	1	4	37	62	.363	21	7	38	4	.356	3	3	0-0	40	62	7	.936
2024	.245	39-35	139	24	34	7	3	5	28	62	.446	7	4	21	7	.296	2	4	0-1	28	55	11	.883
2025	.198	28-26	96	7	19	7	0	1	15	29	.302	6	6	14	4	.277	4	0	2-4	11	40	7	.879
TOTAL	.251	159-150	585	82	147	28	4	11	99	216	.369	50	20	107	21	.326	10	7	2-5	160	242	36	.918



# 6 AYDEN ALSOOBROOKS

JR | OF | L/L | 6-0 | 190 | STARKVILLE, MISS. / EAST MISSISSIPPI CC

## CAREER HIGHS

At-Bats -  
Hits -  
Runs -  
Home Runs -  
RBI -  
Walks -  
Struck Out -  
Stolen Bases -  
Putouts -  
Assists -

## SEASON HIGHS

At-Bats -  
Hits -  
Runs -  
Home Runs -  
RBI -  
Walks -  
Struck Out -  
Stolen Bases -  
Putouts -  
Assists -

Year	avg	gp-gs	ab	r	h	2b	3b	hr	rbi	tb	slg%	bb	hbp	so	gdp	ob%	sf	sh	sb-att	po	a	e	fld%
------	-----	-------	----	---	---	----	----	----	-----	----	------	----	-----	----	-----	-----	----	----	--------	----	---	---	------



# 7 CASON CAMPBELL

JR | INF | L/R | 6-0 | 190 | McCrory, Ark. / McCrory HS

## CAREER HIGHS

At-Bats 5, 4x, last vs UAPB | 3/9/25  
Hits 3 vs ULM | 3/29/25  
Runs 3 vs Eastern Illinois (G1) | 3/9/24  
Home Runs 1, 5x, last at Coastal Carolina | 4/4/25  
RBI 3 vs Georgia Southern | 3/30/24  
Walks 3, 2x, last vs Louisiana | 3/15/24  
Struck Out 4, 2x, last vs Texas State (G2) | 4/26/24  
Stolen Bases 1, 5x, last at Coastal Carolina | 4/5/25  
Putouts 9, 2x, last vs Miss. Valley St. (G1) | 2/28/23  
Assists 7 at Memphis | 3/13/24

## SEASON HIGHS

At-Bats 5 vs UAPB | 3/9/25  
Hits 3 vs ULM | 3/29/25  
Runs 2, 2x, last vs Southeast Missouri | 2/26/25  
Home Runs 1 at Coastal Carolina | 4/4/25  
RBI 2 vs ULM | 3/29/25  
Walks 2, 2x, last at Jacksonville State | 3/2/25  
Struck Out 2, 3x, last at Central Arkansas | 3/26/25  
Stolen Bases 1, 2x, last at Coastal Carolina | 4/5/25  
Putouts 3 vs UAPB | 3/7/25  
Assists 4, 3x, last vs Central Arkansas | 4/1/25

Year	avg	gp-gs	ab	r	h	2b	3b	hr	rbi	tb	slg%	bb	hbp	so	gdp	ob%	sf	sh	sb-att	po	a	e	fld%
2023	.111	24-12	45	4	5	2	0	0	3	7	.156	1	3	22	0	.180	1	1	0-0	66	9	1	.987
2024	.256	49-42	129	28	33	9	0	4	22	54	.419	29	15	41	2	.445	0	1	4-5	75	115	15	.927
2025	.302	23-18	63	9	19	1	0	1	5	23	.365	12	3	14	1	.430	1	0	2-3	20	29	0	1.000
TOTAL	.241	96-72	237	41	57	12	0	5	30	84	.354	42	21	77	3	.397	2	2	6-8	161	153	16	.952



# 9 CROSS JUMPER

R-JR | OF | R/R | 6-2 | 200 | JONESBORO, ARK. / JONESBORO HS

## CAREER HIGHS

At-Bats 5, 15x, last at Coastal Carolina | 4/6/25  
Hits 3, 5x, last vs Marshall | 3/16/25  
Runs 2, 10x, last vs UAPB | 3/7/25  
Home Runs 1, 4x, last vs UAPB | 3/7/25  
RBI 4, 3x, last vs Marshall | 3/16/25  
Walks 3, 3x, last at Central Arkansas | 3/26/24  
Struck Out 4 vs Illinois State | 2/24/23  
Stolen Bases 1, 2x, last vs Memphis | 3/11/25  
Putouts 6, 2x, last at Texas State | 3/23/25  
Assists 1, 10x, last vs Southern Miss | 5/10/24

## SEASON HIGHS

At-Bats 5, 8x, last at Coastal Carolina | 4/6/25  
Hits 3, 4x, last vs Marshall | 3/16/25  
Runs 2, 2x, last vs UAPB | 3/7/25  
Home Runs 1, 2x, last vs UAPB | 3/7/25  
RBI 4 vs Marshall | 3/16/25  
Walks 3 at Central Arkansas | 3/26/25  
Struck Out 3 at Coastal Carolina | 4/6/25  
Stolen Bases 1 vs Eastern Illinois | 2/23/25  
Putouts 6 at Texas State | 3/23/25  
Assists -

Year	avg	gp-gs	ab	r	h	2b	3b	hr	rbi	tb	slg%	bb	hbp	so	gdp	ob%	sf	sh	sb-att	po	a	e	fld%
2023	.276	48-46	170	26	47	13	0	1	21	63	.371	15	9	64	5	.366	0	2	4-4	88	7	3	.969
2024	.131	44-27	84	14	11	3	0	1	5	17	.202	24	4	30	2	.348	0	4	4-4	65	3	0	1.000
2025	.292	31-30	113	11	33	6	0	2	24	45	.398	12	1	16	2	.359	2	3	2-5	50	0	1	.980
TOTAL	.248	123-103	367	51	91	22	0	4	50	125	.341	51	14	110	9	.359	2	9	10-13	203	10	4	.982



# 10 WIL FRENCH

SR | INF | S/R | 5-10 | 195 | JONESBORO, ARK. / VALLEY VIEW HS

## CAREER HIGHS

At-Bats 6, 2x, last at Jacksonville State | 3/1/25  
Hits 4 vs Southern Illinois | 2/25/25  
Runs 5 vs South Alabama | 5/20/23  
Home Runs 2 vs Louisiana | 3/15/24  
RBI 7 vs Louisiana | 3/15/24  
Walks 4 at Texas State | 3/31/23  
Struck Out 3, 3x, last at James Madison | 5/5/24  
Stolen Bases 3 vs Omaha | 2/16/24  
Putouts 14, 2x, last vs ULM | 3/30/25  
Assists 8 vs Troy (G2) | 4/23/22

## SEASON HIGHS

At-Bats 6 at Jacksonville State | 3/1/25  
Hits 4 vs Southern Illinois | 2/25/25  
Runs 2, 7x, last vs ULM | 3/28/25  
Home Runs 1 at Central Arkansas | 3/26/25  
RBI 3, 2x, last at Central Arkansas | 3/26/25  
Walks 3, 2x, last vs Central Arkansas | 4/1/25  
Struck Out 1, 6x, last vs ULM | 3/30/25  
Stolen Bases 2 at Central Arkansas | 3/26/25  
Putouts 14, 2x, last vs ULM | 3/30/25  
Assists 6, 2x, last vs Eastern Illinois (G1) | 2/24/25

Year	avg	gp-gs	ab	r	h	2b	3b	hr	rbi	tb	slg%	bb	hbp	so	gdp	ob%	sf	sh	sb-att	po	a	e	fld%
2022	.225	49-49	169	30	38	5	1	0	12	45	.266	26	4	29	3	.337	3	6	8-9	50	107	12	.929
2023	.318	51-51	198	62	63	14	3	2	37	89	.449	47	5	32	1	.455	3	5	11-12	66	124	7	.964
2024	.280	36-36	132	39	37	7	3	4	26	62	.470	26	4	20	3	.406	3	1	8-11	58	103	4	.976
2025	.300	31-31	110	26	33	8	3	2	15	53	.482	27	2	6	1	.440	2	0	7-12	207	44	2	.992
TOTAL	.281	167-167	609	157	171	34	10	8	90	249	.409	126	15	87	8	.410	11	12	34-44	381	378	25	.968



# 11 CASON TOLLETT

R-SR | 1B | R/R | 6-1 | 210 | LITTLE ROCK, ARK. / LITTLE ROCK CHRISTIAN

## CAREER HIGHS

At-Bats 6 at Jacksonville State | 3/2/25  
Hits 3, 8x, last vs Marshall | 3/16/25  
Runs 3 vs Omaha | 2/16/24  
Home Runs 1, 10x, last at Southern Illinois | 3/20/24  
RBI 4 vs ULM | 4/22/23  
Walks 3 vs Omaha | 2/16/24  
Struck Out 4 at Southern Miss | 4/28/23  
Stolen Bases -  
Putouts 13 vs Illinois State | 3/4/22  
Assists 2 vs Morehead State | 2/17/25

## SEASON HIGHS

At-Bats 6 at Jacksonville State | 3/2/25  
Hits 3, 4x, last vs Marshall | 3/16/25  
Runs 1, 8x, last vs ULM | 3/28/25  
Home Runs -  
RBI 2, 2x, last at Central Arkansas | 3/26/25  
Walks 1, 4x, last vs Central Arkansas | 4/1/25  
Struck Out 3 at Jacksonville State | 3/2/25  
Stolen Bases -  
Putouts 12, 2x, last vs Eastern Illinois (G1) | 2/24/25  
Assists 2 vs Morehead State | 2/17/25

Year	avg	gp-gs	ab	r	h	2b	3b	hr	rbi	tb	slg%	bb	hbp	so	gdp	ob%	sf	sh	sb-att	po	a	e	fld%
2022	.151	17-17	53	4	8	3	0	1	7	14	.264	4	1	11	3	.224	0	0	0-0	98	6	3	.972
2023	.373	15-13	51	8	19	2	0	3	17	30	.588	2	0	14	0	.389	1	0	0-0	6	0	0	1.000
2024	.274	45-44	146	22	40	3	0	6	29	61	.418	20	3	26	1	.366	3	0	0-0	143	2	0	1.000
2025	.235	26-25	102	10	24	2	0	1	11	29	.284	4	0	12	5	.264	0	2	0-0	62	5	1	.985
TOTAL	.259	103-99	352	44	91	10	0	11	64	134	.381	30	4	63	9	.321	4	2	0-0	309	13	4	.988



# 12 PATRICK ENGSKOV

JR | UTL | R/R | 6-0 | 185 | LITTLE ROCK, ARK. / OKLAHOMA

## CAREER HIGHS

At-Bats 5, 4x, last vs UAPB | 3/9/25  
Hits 3, 4x, last at Texas State | 3/22/25  
Runs 3 at Central Arkansas | 3/26/25  
Home Runs 1 vs Morehead State | 2/16/25  
RBI 3 vs Morehead State | 2/16/25  
Walks 2, 4x, last at Central Arkansas | 3/26/25  
Struck Out 2, 3x, last at Texas State | 3/23/25  
Stolen Bases 1, 8x, last vs ULM | 3/30/25  
Putouts 6 at Jacksonville State | 3/2/25  
Assists 8 vs ULM | 3/28/25

## SEASON HIGHS

At-Bats 5, 4x, last vs UAPB | 3/9/25  
Hits 3, 4x, last at Texas State | 3/22/25  
Runs 3 at Central Arkansas | 3/26/25  
Home Runs 1 vs Morehead State | 2/16/25  
RBI 3 vs Morehead State | 2/16/25  
Walks 2, 4x, last at Central Arkansas | 3/26/25  
Struck Out 2, 3x, last at Texas State | 3/23/25  
Stolen Bases 1, 7x, last vs ULM | 3/30/25  
Putouts 6 at Jacksonville State | 3/2/25  
Assists 8 vs ULM | 3/28/25

Year	avg	gp-gs	ab	r	h	2b	3b	hr	rbi	tb	slg%	bb	hbp	so	gdp	ob%	sf	sh	sb-att	po	a	e	fld%
2023*	.200	11-2	10	3	2	0	0	0	0	2	.200	0	0	3	1	.200	0	0	1-1	0	0	0	.000
2024*	.111	8-1	9	1	1	0	0	0	0	1	.111	2	0	1	1	.273	0	0	0-0	0	0	0	.000
2025	.269	30-30	104	16	28	8	0	2	15	42	.404	16	2	21	3	.374	1	1	8-10	44	77	7	.945
TOTAL	.269	30-30	104	16	28	8	0	2	15	42	.404	16	2	21	3	.374	1	1	8-10	44	77	7	.945
All*	.252	49-33	123	20	31	8	0	2	15	45	.366	18	2	25	5	.354	1	1	9-11	44	77	7	.945





# 14 DRAKE ANDERSON

SR | INF | R/R | 5-9 | 180 | PUYALLUP, WASH. / NICHOLLS

## CAREER HIGHS

At-Bats 5, 10x, last at Central Arkansas | 3/26/25  
Hits 5 vs Northwestern State | 4/14/24  
Runs 2, 13x, last vs ULM | 3/30/25  
Home Runs 1, 7x, last at Texas State | 3/23/25  
RBI 4 vs Northwestern State | 4/14/24  
Walks 2 vs Morehead State | 2/16/25  
Struck Out 3 vs UC Irvine | 5/31/24  
Stolen Bases 4 vs Dillard | 2/21/24  
Putouts 4 at Coastal Carolina | 4/5/25  
Assists 6, 4x, last at Southeastern | 5/24/24

## SEASON HIGHS

At-Bats 5 at Central Arkansas | 3/26/25  
Hits 3 at Central Arkansas | 3/26/25  
Runs 2, 2x, last vs ULM | 3/30/25  
Home Runs 1, 2x, last at Texas State | 3/23/25  
RBI 2, 2x, last at Central Arkansas | 3/26/25  
Walks 2 vs Morehead State | 2/16/25  
Struck Out 2, 2x, last vs ULM | 3/29/25  
Stolen Bases 1 vs Central Arkansas | 4/1/25  
Putouts 4 at Coastal Carolina | 4/5/25  
Assists 5 vs Missouri State | 3/18/25

Year	avg	gp-gs	ab	r	h	2b	3b	hr	rbi	tb	slg%	bb	hbp	so	gdp	ob%	sf	sh	sb-att	po	a	e	fld%
2022*	.250	7-2	12	0	3	0	0	0	0	3	.250	0	0	4	0	.250	0	0	0-0	4	5	0	1.000
2024*	.296	51-48	169	36	50	7	0	5	32	72	.426	27	8	33	3	.407	5	0	12-17	57	116	9	.951
2025	.214	21-17	56	10	12	1	0	2	5	19	.339	8	3	7	1	.343	0	0	1-1	29	14	3	.935
TOTAL	.214	21-17	56	10	12	1	0	2	5	19	.339	8	3	7	1	.343	0	0	1-1	29	14	3	.935
All*	.274	79-67	237	46	65	8	0	7	37	94	.397	35	11	44	4	.385	5	0	13-18	90	135	12	.949



# 17 JAKE HENRY WILLIAMS

SR | UTL | R/R | 6-1 | 220 | JONESBORO, ARK. / CONNORS STATE COLLEGE

## CAREER HIGHS

At-Bats 5, 2x, last vs UAPB | 3/9/25  
Hits 4 vs UAPB | 3/9/25  
Runs 4 vs UAPB | 3/9/25  
Home Runs 2 vs UAPB | 3/9/25  
RBI 4 vs UAPB | 3/9/25  
Walks 2 at Central Arkansas | 3/28/23  
Struck Out 3, 4x, last at Texas State | 3/22/25  
Stolen Bases 1, 2x, last vs Marshall | 3/16/25  
Putouts 6 at Texas State | 4/2/23  
Assists 1, 3x, last at ULM | 5/17/24

## SEASON HIGHS

At-Bats 5, 2x, last vs UAPB | 3/9/25  
Hits 4 vs UAPB | 3/9/25  
Runs 4 vs UAPB | 3/9/25  
Home Runs 2 vs UAPB | 3/9/25  
RBI 4 vs UAPB | 3/9/25  
Walks -  
Struck Out 3, 2x, last at Texas State | 3/22/25  
Stolen Bases 1 vs Marshall | 3/14/25  
Putouts 2, 4x, last vs Missouri State | 3/18/25  
Assists -

Year	avg	gp-gs	ab	r	h	2b	3b	hr	rbi	tb	slg%	bb	hbp	so	gdp	ob%	sf	sh	sb-att	po	a	e	fld%
2023	.120	18-4	25	6	3	0	0	0	1	3	.120	5	1	13	0	.290	0	0	0-0	16	0	0	1.000
2024	.214	9-2	14	2	3	0	0	0	4	3	.214	1	1	5	0	.313	0	0	1-1	7	3	1	.909
2025	.233	21-18	73	11	17	4	0	4	9	33	.452	0	1	18	0	.243	0	0	1-2	12	0	0	1.000
TOTAL	.205	48-24	112	19	23	4	0	4	14	39	.348	6	3	36	0	.264	0	0	2-3	35	3	1	.974



# 19 JEREMIAH CABUYABAN

JR | INF | R/R | 6-0 | 240 | KANSAS CITY, MO. / METROPOLITAN CC

## CAREER HIGHS

At-Bats 4, 2x, last vs Eastern Illinois (G2) | 2/24/25  
Hits 2 vs Winona State | 2/25/23  
Runs 2 vs Winona State | 2/25/23  
Home Runs 1 at Indianapolis | 4/8/23  
RBI 4 at Indianapolis | 4/8/23  
Walks 1, 5x, last vs UAPB | 3/9/25  
Struck Out 3 at Central Missouri | 4/19/23  
Stolen Bases -  
Putouts 10 vs Eastern Illinois (G2) | 2/24/25  
Assists 1, 2x, last at Central Arkansas | 3/26/25

## SEASON HIGHS

At-Bats 4 vs Eastern Illinois (G2) | 2/24/25  
Hits 1, 3x, last vs UAPB | 3/9/25  
Runs 1, 2x, last vs UAPB | 3/9/25  
Home Runs -  
RBI 1, 2x, last vs UAPB | 3/9/25  
Walks 1, 2x, last vs UAPB | 3/9/25  
Struck Out 2 at Central Arkansas | 3/26/25  
Stolen Bases -  
Putouts 10 vs Eastern Illinois (G2) | 2/24/25  
Assists 1, 2x, last at Central Arkansas | 3/26/25

Year	avg	gp-gs	ab	r	h	2b	3b	hr	rbi	tb	slg%	bb	hbp	so	gdp	ob%	sf	sh	sb-att	po	a	e	fld%
2023*	.320	18-5	25	7	8	0	0	1	8	11	.440	3	3	7	1	.452	0	0	0-0	2	0	0	1.000
2025	.190	9-6	21	2	4	0	0	0	2	4	.190	2	1	6	0	.280	1	0	0-0	20	2	0	1.000
TOTAL	.190	9-6	21	2	4	0	0	0	2	4	.190	2	1	6	0	.280	1	0	0-0	20	2	0	1.000
All*	.261	27-11	46	9	12	0	0	1	10	15	.326	5	4	13	1	.375	1	0	0-0	22	2	0	1.000



# 20 AIDAN HOUSEWORTH

R-FR | INF | L/R | 6-3 | 210 | ST. LOUIS, MO. / CHAMINADE HS

## CAREER HIGHS

At-Bats	4 at Murray State   3/5/24
Hits	1, 6x, last vs Eastern Illinois   3/10/24
Runs	2 vs Eastern Illinois (G1)   3/9/24
Home Runs	-
RBI	1, 4x, last at Marshall   3/22/24
Walks	1, 2x, last at Memphis   3/13/24
Struck Out	2 vs Omaha   2/18/24
Stolen Bases	-
Putouts	2 vs Omaha   2/18/24
Assists	1, 3x, last at Marshall   3/24/24

## SEASON HIGHS

At-Bats	-
Hits	-
Runs	-
Home Runs	-
RBI	-
Walks	-
Struck Out	-
Stolen Bases	-
Putouts	-
Assists	-

Year	avg	gp-gs	ab	r	h	2b	3b	hr	rbi	tb	slg%	bb	hbp	so	gdp	ob%	sf	sh	sb-att	po	a	e	fld%
2024	.250	14-6	24	5	6	0	0	0	4	6	.250	2	3	7	0	.379	0	0	0-0	3	3	0	1.000
TOTAL	.250	14-6	24	5	6	0	0	0	4	6	.250	2	3	7	0	.379	0	0	0-0	3	3	0	1.000



# 22 HUNTER RYAN

SR | C | R/R | 5-10 | 185 | CHANNAHON, ILL. / MINOOKA HS

## CAREER HIGHS

At-Bats	5, 3x, last vs Eastern Illinois (G1)   2/24/25
Hits	3 vs Texas State (G1)   4/26/24
Runs	2 vs Texas State (G1)   4/26/24
Home Runs	1, 2x, last vs Central Arkansas   4/23/24
RBI	3 vs App State   4/20/24
Walks	2 at James Madison   5/5/24
Struck Out	3 vs Texas State (G2)   4/26/24
Stolen Bases	1, 2x, last at App State   4/20/24
Putouts	11 vs Louisiana   3/15/24
Assists	5 at South Alabama   4/14/24

## SEASON HIGHS

At-Bats	5 vs Eastern Illinois (G1)   2/24/25
Hits	-
Runs	-
Home Runs	-
RBI	1 vs Eastern Illinois (G1)   2/24/25
Walks	-
Struck Out	-
Stolen Bases	-
Putouts	2 vs Central Arkansas   4/1/25
Assists	-

Year	avg	gp-gs	ab	r	h	2b	3b	hr	rbi	tb	slg%	bb	hbp	so	gdp	ob%	sf	sh	sb-att	po	a	e	fld%
2024	.240	41-35	96	12	23	3	0	2	9	32	.333	11	1	22	1	.324	0	9	2-3	171	24	3	.985
2025	.000	6-2	12	0	0	0	0	0	1	0	.000	0	0	0	0	.000	0	0	0-0	2	0	0	1.000
TOTAL	.213	47-37	108	12	23	3	0	2	10	32	.296	11	1	22	1	.292	0	9	2-3	173	24	3	.985



# 24 CARSON KEITHLEY

R-JR | UTL | L/L | 6-0 | 190 | ALVIN, TEXAS / TEXAS STATE

## CAREER HIGHS

At-Bats	3, 3x, last at Ole Miss   2/18/25
Hits	2 vs Little Rock   4/23/22
Runs	2 vs Northwestern   2/19/23
Home Runs	1 vs Northwestern   2/19/23
RBI	4 vs Little Rock   4/23/22
Walks	1, 2x, last vs North Dakota State   3/10/23
Struck Out	3 vs North Dakota State   3/10/23
Stolen Bases	-
Putouts	3 vs North Dakota State   3/10/23
Assists	1, 4x, last vs North Dakota State   3/12/23

## SEASON HIGHS

At-Bats	3 at Ole Miss   2/18/25
Hits	-
Runs	-
Home Runs	-
RBI	-
Walks	-
Struck Out	2 at Ole Miss   2/18/25
Stolen Bases	-
Putouts	1 at Ole Miss   2/18/25
Assists	-

Year	avg	gp-gs	ab	r	h	2b	3b	hr	rbi	tb	slg%	bb	hbp	so	gdp	ob%	sf	sh	sb-att	po	a	e	fld%
2022*	.667	18-0	3	0	2	1	0	0	4	3	1.000	0	0	1	0	.667	0	0	0-0	3	3	1	.857
2023*	.167	18-1	6	2	1	0	0	1	6	4	.667	2	0	4	0	.375	0	0	0-0	5	1	0	1.000
2025	.000	2-1	4	0	0	0	0	0	0	0	.000	0	0	2	0	.000	0	0	0-0	3	2	0	1.000
TOTAL	.000	2-1	4	0	0	0	0	0	0	0	.000	0	0	2	0	.000	0	0	0-0	3	2	0	1.000
All*	.231	38-2	13	2	3	1	0	1	10	7	.538	2	0	7	0	.333	0	0	0-0	11	6	1	.944



# 25 ZAC BUTLER

JR | C | R/R | 6-0 | 205 | COLUMBUS, MISS. / EAST MISSISSIPPI CC

## CAREER HIGHS

At-Bats	3 vs UAPB   3/9/25
Hits	2 vs UAPB   3/9/25
Runs	2 vs UAPB   3/9/25
Home Runs	-
RBI	1 vs Southeast Missouri   2/26/25
Walks	1, 3x, last at Coastal Carolina   4/6/25
Struck Out	1, 5x, last at Coastal Carolina   4/6/25
Stolen Bases	-
Putouts	8, 2x, last at Coastal Carolina   4/6/25
Assists	1, 4x, last at Coastal Carolina   4/6/25

## SEASON HIGHS

At-Bats	3 vs UAPB   3/9/25
Hits	2 vs UAPB   3/9/25
Runs	2 vs UAPB   3/9/25
Home Runs	-
RBI	1 vs Southeast Missouri   2/26/25
Walks	1, 3x, last at Coastal Carolina   4/6/25
Struck Out	1, 5x, last at Coastal Carolina   4/6/25
Stolen Bases	-
Putouts	8, 2x, last at Coastal Carolina   4/6/25
Assists	1, 4x, last at Coastal Carolina   4/6/25

Year	avg	gp-gs	ab	r	h	2b	3b	hr	rbi	tb	slg%	bb	hbp	so	gdp	ob%	sf	sh	sb-att	po	a	e	fld%
2025	.231	9-6	13	4	3	0	0	0	1	3	.231	3	2	5	0	.444	0	1	0-0	37	4	1	.976
TOTAL	.231	9-6	13	4	3	0	0	0	1	3	.231	3	2	5	0	.444	0	1	0-0	37	4	1	.976



# 27 NICHOLAS ALONSO

R-FR | OF | R/R | 6-1 | 175 | MIAMI, FLA. / LOUISIANA TECH

## CAREER HIGHS

At-Bats	3, 2x, last vs ULM   3/30/25
Hits	1 vs Eastern Illinois (G2)   2/24/25
Runs	-
Home Runs	-
RBI	-
Walks	-
Struck Out	1, 2x, last vs ULM   3/30/25
Stolen Bases	-
Putouts	1, 2x, last vs ULM   3/30/25
Assists	-

## SEASON HIGHS

At-Bats	2, 2x, last vs ULM   3/30/25
Hits	1 vs Eastern Illinois (G2)   2/24/25
Runs	-
Home Runs	-
RBI	-
Walks	-
Struck Out	1, 2x, last vs ULM   3/30/25
Stolen Bases	-
Putouts	1, 2x, last vs ULM   3/30/25
Assists	-

Year	avg	gp-gs	ab	r	h	2b	3b	hr	rbi	tb	slg%	bb	hbp	so	gdp	ob%	sf	sh	sb-att	po	a	e	fld%
2025	.250	4-2	4	0	1	0	0	0	0	1	.250	0	0	2	0	.250	0	0	0-0	2	0	0	1.000
TOTAL	.250	4-2	4	0	1	0	0	0	0	1	.250	0	0	2	0	.250	0	0	0-0	2	0	0	1.000



# 35 ASHTON QUILLER

R-FR | OF | R/L | 5-9 | 190 | LAKE CHARLES, LA. / NICHOLLS

## CAREER HIGHS

At-Bats	5, 2x, last at Coastal Carolina   4/6/25
Hits	4 vs Central Arkansas   4/1/25
Runs	2, 3x, last vs Central Arkansas   4/1/25
Home Runs	-
RBI	3 vs UAPB   3/9/25
Walks	2 vs Morehead State   2/16/25
Struck Out	3 at Texas State   3/21/25
Stolen Bases	2, 2x, last vs Missouri State   3/18/25
Putouts	6, 2x, last at Coastal Carolina   4/6/25
Assists	-

## SEASON HIGHS

At-Bats	5, 2x, last at Coastal Carolina   4/6/25
Hits	4 vs Central Arkansas   4/1/25
Runs	2, 3x, last vs Central Arkansas   4/1/25
Home Runs	-
RBI	3 vs UAPB   3/9/25
Walks	2 vs Morehead State   2/16/25
Struck Out	3 at Texas State   3/21/25
Stolen Bases	2, 2x, last vs Missouri State   3/18/25
Putouts	6, 2x, last at Coastal Carolina   4/6/25
Assists	-

Year	avg	gp-gs	ab	r	h	2b	3b	hr	rbi	tb	slg%	bb	hbp	so	gdp	ob%	sf	sh	sb-att	po	a	e	fld%
2025	.311	30-28	90	15	28	5	4	0	14	41	.456	6	2	16	0	.367	0	10	8-11	84	0	1	.988
TOTAL	.311	30-28	90	15	28	5	4	0	14	41	.456	6	2	16	0	.367	0	10	8-11	84	0	1	.988



42

MASON PANKEY

SO | C | R/R | 5-11 | 230 | JONESBORO, ARK. / NATIONAL PARK COLLEGE

CAREER HIGHS

At-Bats

Hits

Runs

Home Runs

RBI

Walks

Struck Out

Stolen Bases

Putouts

Assists

-

-

-

-

-

-

-

-

-

-

SEASON HIGHS

At-Bats

Hits

Runs

Home Runs

RBI

Walks

Struck Out

Stolen Bases

Putouts

Assists

-

-

-

-

-

-

-

-

-

-

Year

avg

gp-gs

ab

r

h

2b

3b

hr

rbi

tb

slg%

bb

hbp

so

gdp

ob%

sf

sh


sb-att

po

a

e

fld%



43

RAUL TORRES

JR | INF | R/R | 5-11 | 174 | SAN LORENZO, P.R. / INDIAN HILLS CC

CAREER HIGHS

At-Bats

Hits

Runs

Home Runs

RBI

Walks

Struck Out

Stolen Bases

Putouts

Assists

4, 2x, last at Jacksonville State | 3/2/25

1, 3x, last at Jacksonville State | 3/2/25

2 vs Marshall | 3/14/25

-

1, 2x, last at Jacksonville State | 3/2/25

1, 2x, last at Jacksonville State | 3/1/25

1, 3x, last at Texas State | 3/22/25

-

3, 2x, last vs Marshall | 3/14/25

4 at Jacksonville State | 3/2/25

SEASON HIGHS

At-Bats

Hits

Runs

Home Runs

RBI

Walks

Struck Out

Stolen Bases

Putouts

Assists

4, 2x, last at Jacksonville State | 3/2/25

1, 3x, last at Jacksonville State | 3/2/25

2 vs Marshall | 3/14/25

-

1, 2x, last at Jacksonville State | 3/2/25

1, 2x, last at Jacksonville State | 3/1/25

1, 3x, last at Texas State | 3/22/25

-

3, 2x, last vs Marshall | 3/14/25

4 at Jacksonville State | 3/2/25

Year	avg	gp-gs	ab	r	h	2b	3b	hr	rbi	tb	slg%	bb	hbp	so	gdp	ob%	sf	sh	sb-att	po	a	e	fld%
2025	.139	17-12	36	5	5	0	0	0	2	5	.139	2	2	3	0	.225	0	2	0-0	10	30	2	.952
TOTAL	.139	17-12	36	5	5	0	0	0	2	5	.139	2	2	3	0	.225	0	2	0-0	10	30	2	.952





# 13 WALKER WILLIAMS

R-SR | LHP | L/L | 5-10 | 180 | SPRINGDALE, ARK. / SHILOH CHRISTIAN HS

## CAREER HIGHS

IP | Start 2.0 at Ole Miss | 2/23/22  
IP | Relief 4.0 at Oklahoma (G1) | 3/14/21  
Strikeouts 3, 4x, last vs App State | 4/20/24  
Walks 4, 2x, last at Ole Miss | 2/23/22  
Hits Allowed 4, 2x, last at Ole Miss | 2/23/22  
Runs Allowed 5 at Ole Miss | 2/23/22  
Earned Runs 5 at Ole Miss | 2/23/22

## SEASON HIGHS

IP | Start -  
IP | Relief -  
Strikeouts -  
Walks -  
Hits Allowed -  
Runs Allowed -  
Earned Runs -

Year	era	w-l	app	qs	cq	sho	sv	ip	h	r	er	bb	so	2b	3b	hr	bf	bavg	wp	hbp	bk	sfa	sha
2021	10.38	2-0	6	0	0	0/0	0	8.2	12	10	10	6	5	3	0	0	46	.308	0	0	0	1	0
2022	8.62	2-1	16	1	0	0/0	0	15.2	20	17	15	15	14	4	0	1	84	.308	4	3	1	1	0
2024	7.71	0-1	18	0	0	0/1	0	16.1	26	14	14	7	16	2	2	3	81	.371	0	2	0	1	1
TOTAL	8.63	4-2	40	1	0	0/1	0	40.2	58	41	39	28	35	9	2	4	211	.333	4	5	1	3	1



# 15 DAWSON HARGROVE

SR | RHP | R/R | 6-3 | 212 | SPRING HILL, TENN. / MONTEVALLO

## CAREER HIGHS

IP | Start -  
IP | Relief 0.1, 2x, last vs Southeast Missouri | 2/26/25  
Strikeouts 1 vs Morehead State | 2/17/25  
Walks -  
Hits Allowed 1, 2x, last vs Southeast Missouri | 2/26/25  
Runs Allowed 1, 2x, last vs Southeast Missouri | 2/26/25  
Earned Runs 1, 2x, last vs Southeast Missouri | 2/26/25

## SEASON HIGHS

IP | Start -  
IP | Relief 0.1, 2x, last vs Southeast Missouri | 2/26/25  
Strikeouts 1 vs Morehead State | 2/17/25  
Walks -  
Hits Allowed 1, 2x, last vs Southeast Missouri | 2/26/25  
Runs Allowed 1, 2x, last vs Southeast Missouri | 2/26/25  
Earned Runs 1, 2x, last vs Southeast Missouri | 2/26/25

Year	era	w-l	app	qs	cq	sho	sv	ip	h	r	er	bb	so	2b	3b	hr	bf	bavg	wp	hbp	bk	sfa	sha
2024*	2.08	1-1	17	0	0	0/0	2	21.2	14	9	5	15	19	3	0	1	95	.194	2	3	0	1	4
2025	27.00	0-0	2	0	0	0/0	0	0.2	2	2	2	0	1	1	0	1	5	.500	0	1	0	0	0
TOTAL	27.00	0-0	2	0	0	0/0	0	0.2	2	2	2	0	1	1	0	1	5	.500	0	1	0	0	0
All*	2.82	1-1	19	0	0	0/0	2	22.1	16	11	7	15	20	4	0	2	100	.211	2	4	0	1	4



# 16 COOPER GARRISON

JR | RHP | R/R | 5-11 | 165 | GULFPORT, MISS. / EAST MISSISSIPPI CC

## CAREER HIGHS

IP | Start 2.0 at Central Arkansas | 3/26/25  
IP | Relief 1.1, 2x, last at Coastal Carolina | 4/6/25  
Strikeouts 2 at Central Arkansas | 3/26/25  
Walks 1, 2x, last at Texas State | 3/22/25  
Hits Allowed 3, 2x, last at Central Arkansas | 3/26/25  
Runs Allowed 2, 2x, last at Central Arkansas | 3/26/25  
Earned Runs 2 at Central Arkansas | 3/26/25

## SEASON HIGHS

IP | Start 2.0 at Central Arkansas | 3/26/25  
IP | Relief 1.1, 2x, last at Coastal Carolina | 4/6/25  
Strikeouts 2 at Central Arkansas | 3/26/25  
Walks 1, 2x, last at Texas State | 3/22/25  
Hits Allowed 3, 2x, last at Central Arkansas | 3/26/25  
Runs Allowed 2, 2x, last at Central Arkansas | 3/26/25  
Earned Runs 2 at Central Arkansas | 3/26/25

Year	era	w-l	app	qs	cq	sho	sv	ip	h	r	er	bb	so	2b	3b	hr	bf	bavg	wp	hbp	bk	sfa	sha
2025	4.82	0-2	10	1	0	0/0	0	9.1	15	10	5	3	8	4	0	1	51	.333	0	3	0	0	0
TOTAL	4.82	0-2	10	1	0	0/0	0	9.1	15	10	5	3	8	4	0	1	51	.333	0	3	0	0	0





# 17 JAKE HENRY WILLIAMS

SR | RHP | R/R | 6-1 | 220 | JONESBORO, ARK. / CONNORS STATE COLLEGE

## CAREER HIGHS

IP   Start	-
IP   Relief	2.1 vs App State   4/19/24
Strikeouts	2, 7x, last vs App State   4/19/24
Walks	2, 6x, last at James Madison   5/5/24
Hits Allowed	6 at Memphis   3/9/24
Runs Allowed	6 at Memphis   3/9/24
Earned Runs	6 at Memphis   3/9/24

## SEASON HIGHS

IP   Start	-
IP   Relief	-
Strikeouts	-
Walks	-
Hits Allowed	-
Runs Allowed	-
Earned Runs	-

Year	era	w-l	app	gs	cq	sho	sv	ip	h	r	er	bb	so	2b	3b	hr	bf	bavg	wp	hbp	bk	sfa	sha
2023	7.94	0-0	5	0	0	0/0	0	5.2	5	5	5	4	7	1	0	1	26	.238	0	0	0	1	0
2024	8.51	2-1	21	0	0	0/0	1	24.1	28	24	23	11	14	2	1	9	111	.295	1	0	2	4	1
TOTAL	8.40	2-1	26	0	0	0/0	1	30.0	33	29	28	15	21	3	1	10	137	.284	1	0	2	5	1



# 18 JACK NELSON

SR | LHP | L/L | 6-4 | 220 | ZIONSVILLE, IND. / NICHOLLS

## CAREER HIGHS

IP   Start	7.0 vs UAPB   3/8/25
IP   Relief	2.2 vs Central Arkansas   4/1/25
Strikeouts	10 vs Morehead State   2/16/25
Walks	3, 3x, last vs Morehead State   2/16/25
Hits Allowed	6 vs Marshall   3/15/25
Runs Allowed	6, 2x, last vs Northwestern State   4/13/24
Earned Runs	6 at Nebraska   3/16/24

## SEASON HIGHS

IP   Start	7.0 vs UAPB   3/8/25
IP   Relief	2.2 vs Central Arkansas   4/1/25
Strikeouts	10 vs Morehead State   2/16/25
Walks	3 vs Morehead State   2/16/25
Hits Allowed	6 vs Marshall   3/15/25
Runs Allowed	4 vs Marshall   3/15/25
Earned Runs	4 vs Marshall   3/15/25

Year	era	w-l	app	gs	cq	sho	sv	ip	h	r	er	bb	so	2b	3b	hr	bf	bavg	wp	hbp	bk	sfa	sha
2024*	7.50	1-1	16	10	0	0/0	0	36.0	40	36	30	21	47	11	0	5	177	.280	2	10	0	2	1
2025	3.00	1-1	9	5	0	0/1	0	27.0	23	10	9	10	30	4	2	1	118	.225	1	2	0	1	3
TOTAL	3.00	1-1	9	5	0	0/1	0	27.0	23	10	9	10	30	4	2	1	118	.225	1	2	0	1	3
All*	5.57	2-2	25	15	0	0/1	0	63.0	63	46	39	31	77	15	2	6	295	.257	3	12	0	3	4



# 21 CHASE RICHTER

SR | LHP | L/L | 6-1 | 195 | TOMBALL, TEXAS / NICHOLLS

## CAREER HIGHS

IP   Start	2.0 vs Missouri State   3/18/25
IP   Relief	3.1, 2x, last vs Southeast Missouri   2/26/25
Strikeouts	6 vs Morehead State   2/14/25
Walks	2, 4x, last at Texas State   3/22/25
Hits Allowed	5 vs Grambling   3/9/24
Runs Allowed	5 vs Grambling   3/9/24
Earned Runs	4 vs Grambling   3/9/24

## SEASON HIGHS

IP   Start	2.0 vs Missouri State   3/18/25
IP   Relief	3.1, 2x, last vs Southeast Missouri   2/26/25
Strikeouts	6 vs Morehead State   2/14/25
Walks	2, 2x, last at Texas State   3/22/25
Hits Allowed	3 vs Morehead State   2/14/25
Runs Allowed	3, 3x, last at Jacksonville State   3/1/25
Earned Runs	3 vs Morehead State   2/14/25

Year	era	w-l	app	gs	cq	sho	sv	ip	h	r	er	bb	so	2b	3b	hr	bf	bavg	wp	hbp	bk	sfa	sha
2023*	5.40	0-0	2	0	0	0/0	0	1.2	2	1	1	1	0	1	0	1	7	.333	0	0	0	0	0
2024*	5.87	1-1	20	0	0	0/0	0	23.0	30	20	15	10	24	11	0	2	112	.309	5	4	0	1	0
2025	2.25	2-2	14	1	0	0/1	3	28.0	10	11	7	9	31	1	1	2	108	.104	1	3	0	0	0
TOTAL	2.25	2-2	14	1	0	0/1	3	28.0	10	11	7	9	31	1	1	2	108	.104	1	3	0	0	0
All*	3.93	3-3	36	1	0	0/1	3	52.2	42	32	23	20	55	13	1	5	227	.211	6	7	0	1	0



# 23 SAM PETERSON

JR | RHP | R/R | 6-5 | 210 | LINDALE, TEXAS / TYLER JC

## CAREER HIGHS

IP | Start -  
IP | Relief 2.0 at Coastal Carolina | 3/24/23  
Strikeouts -  
Walks 4 at Coastal Carolina | 3/24/23  
Hits Allowed 2, 2x, last vs Marshall | 3/15/25  
Runs Allowed 2, 2x, last vs Marshall | 3/15/25  
Earned Runs 2, 2x, last vs Marshall | 3/15/25

## SEASON HIGHS

IP | Start -  
IP | Relief 0.2 vs Marshall | 3/15/25  
Strikeouts -  
Walks 2 vs Eastern Illinois | 2/23/25  
Hits Allowed 2 vs Marshall | 3/15/25  
Runs Allowed 2 vs Marshall | 3/15/25  
Earned Runs 2 vs Marshall | 3/15/25

Year	era	w-l	app	qs	cq	sho	sv	ip	h	r	er	bb	so	2b	3b	hr	bf	bavg	wp	hbp	bk	sfa	sha
2023*	9.00	0-0	1	0	0	0/0	0	2.0	2	2	2	4	0	1	0	0	12	.333	0	1	0	1	0
2025	18.00	0-0	2	0	0	0/0	0	1.0	2	2	2	3	0	1	0	0	9	.400	0	1	0	0	0
TOTAL	18.00	0-0	2	0	0	0/0	0	1.0	2	2	2	3	0	1	0	0	9	.400	0	1	0	0	0
All*	12.00	0-0	3	0	0	0/0	0	3.0	4	4	4	7	0	2	0	0	21	.364	0	2	0	1	0



# 24 CARSON KEITHLEY

SR | RHP | R/R | 6-2 | 180 | ORLANDO, FLA. / NICHOLLS

## CAREER HIGHS

IP | Start -  
IP | Relief 3.2 vs Utah Valley | 2/19/22  
Strikeouts 4 vs Southern | 3/13/22  
Walks 2, 5x, last at Troy | 4/22/23  
Hits Allowed 4, 2x, last at Coastal Carolina | 3/24/23  
Runs Allowed 5 at Coastal Carolina | 3/24/23  
Earned Runs 5 at Coastal Carolina | 3/24/23

## SEASON HIGHS

IP | Start -  
IP | Relief 2.2, 2x, last at Texas State | 3/23/25  
Strikeouts 3 vs Missouri State | 3/18/25  
Walks 1, 5x, last at Texas State | 3/23/25  
Hits Allowed 2, 2x, last at Central Arkansas | 3/26/25  
Runs Allowed 2 vs Southern Illinois | 2/25/25  
Earned Runs 2 vs Southern Illinois | 2/25/25

Year	era	w-l	app	qs	cq	sho	sv	ip	h	r	er	bb	so	2b	3b	hr	bf	bavg	wp	hbp	bk	sfa	sha
2022*	6.50	2-0	16	0	0	0/0	0	18.0	20	15	13	10	15	3	0	1	83	.290	2	0	0	1	3
2023*	10.66	1-0	13	0	0	0/0	1	12.2	19	16	15	14	14	0	0	4	72	.333	1	1	0	0	0
2025	3.65	1-0	12	0	0	0/0	2	12.1	9	5	5	5	12	3	0	1	49	.209	0	1	0	0	0
TOTAL	3.65	1-0	12	0	0	0/0	2	12.1	9	5	5	5	12	3	0	1	49	.209	0	1	0	0	0
All*	6.91	4-0	41	0	0	0/0	3	43.0	48	36	33	29	41	6	0	6	204	.284	3	2	0	1	3



# 26 GAVIN GALY

SR | RHP | R/R | 6-2 | 180 | ORLANDO, FLA. / NICHOLLS

## CAREER HIGHS

IP | Start 4.1 at Coastal Carolina | 4/4/25  
IP | Relief 4.2 vs Houston Christian | 4/21/23  
Strikeouts 5 vs Houston Christian | 4/21/23  
Walks 2, 2x, last vs Boston College | 6/3/23  
Hits Allowed 4 at Coastal Carolina | 4/4/25  
Runs Allowed 3, 5x, last at Coastal Carolina | 4/4/25  
Earned Runs 3, 5x, last at Coastal Carolina | 4/4/25

## SEASON HIGHS

IP | Start 4.1 at Coastal Carolina | 4/4/25  
IP | Relief 2.2, 2x, last at Texas State | 3/21/25  
Strikeouts 3 at Coastal Carolina | 4/4/25  
Walks 1, 2x, last at Coastal Carolina | 4/4/25  
Hits Allowed 4 at Coastal Carolina | 4/4/25  
Runs Allowed 3 at Coastal Carolina | 4/4/25  
Earned Runs 3 at Coastal Carolina | 4/4/25

Year	era	w-l	app	qs	cq	sho	sv	ip	h	r	er	bb	so	2b	3b	hr	bf	bavg	wp	hbp	bk	sfa	sha
2022*	11.05	0-2	13	0	0	0/0	0	7.1	13	10	9	4	7	3	0	1	38	.419	1	1	0	2	0
2023*	2.04	2-0	21	1	0	0/0	1	35.1	23	10	8	5	34	5	3	3	135	.192	3	4	0	3	3
2024*	4.33	1-1	34	0	0	0/0	2	35.1	41	20	17	8	24	5	1	7	164	.291	1	6	0	7	1
2025	2.40	0-1	13	1	0	0/0	0	15.0	12	4	4	2	13	1	0	1	60	.222	0	3	0	0	1
TOTAL	2.40	0-1	13	1	0	0/0	0	15.0	12	4	4	2	13	1	0	1	60	.222	0	3	0	0	1
All*	3.68	3-4	81	2	0	0/0	3	93.0	89	44	38	19	78	14	4	12	397	.257	5	14	0	12	5



# 28 JOEY LOPEZ III

R-SO | RHP | R/R | 6-2 | 185 | GALLOWAY, OHIO / MOUNT VERNON NAZARENE

## CAREER HIGHS

IP | Start -  
IP | Relief 0.1 at Jacksonville State | 2/28/25  
Strikeouts 1 at Jacksonville State | 2/28/25  
Walks 1, 2x, last at Jacksonville State | 2/28/25  
Hits Allowed 3 at Jacksonville State | 2/28/25  
Runs Allowed 2 at Jacksonville State | 2/28/25  
Earned Runs 2 at Jacksonville State | 2/28/25

## SEASON HIGHS

IP | Start -  
IP | Relief 0.1 at Jacksonville State | 2/28/25  
Strikeouts 1 at Jacksonville State | 2/28/25  
Walks 1, 2x, last at Jacksonville State | 2/28/25  
Hits Allowed 3 at Jacksonville State | 2/28/25  
Runs Allowed 2 at Jacksonville State | 2/28/25  
Earned Runs 2 at Jacksonville State | 2/28/25

Year	era	w-l	app	gs	cq	sho	sv	ip	h	r	er	bb	so	2b	3b	hr	bf	bavg	wp	hbp	bk	sfa	sha
2025	54.00	0-0	2	0	0	0/0	0	0.1	4	2	2	2	1	0	0	0	8	.800	0	1	0	0	0
TOTAL	54.00	0-0	2	0	0	0/0	0	0.1	4	2	2	2	1	0	0	0	8	.800	0	1	0	0	0



# 29 GARRETT THIELE

JR | RHP | R/R | 6-3 | 210 | NEW BRAUNFELS, TEXAS / NEW MEXICO JC

## CAREER HIGHS

IP | Start -  
IP | Relief 0.0 vs Eastern Illinois | 2/23/25  
Strikeouts -  
Walks 1 vs Eastern Illinois | 2/23/25  
Hits Allowed 1 vs Eastern Illinois | 2/23/25  
Runs Allowed -  
Earned Runs -

## SEASON HIGHS

IP | Start -  
IP | Relief 0.0 vs Eastern Illinois | 2/23/25  
Strikeouts -  
Walks 1 vs Eastern Illinois | 2/23/25  
Hits Allowed 1 vs Eastern Illinois | 2/23/25  
Runs Allowed -  
Earned Runs -

Year	era	w-l	app	gs	cq	sho	sv	ip	h	r	er	bb	so	2b	3b	hr	bf	bavg	wp	hbp	bk	sfa	sha
2025	0.00	0-0	1	0	0	0/0	0	0.0	1	0	0	1	0	0	0	0	2	1.000	0	0	0	0	0
TOTAL	0.00	0-0	1	0	0	0/0	0	0.0	1	0	0	1	0	0	0	0	2	1.000	0	0	0	0	0



# 30 BRETT FOSS

JR | RHP | R/R | 6-4 | 185 | PROSPER, TEXAS / SOUTH ARKANSAS CC

## CAREER HIGHS

IP | Start -  
IP | Relief 2.2 at Texas State | 3/21/25  
Strikeouts 5 at Texas State | 3/21/25  
Walks 2 vs ULM | 3/29/25  
Hits Allowed 3, 2x, last at Jacksonville State | 2/28/25  
Runs Allowed 5 vs ULM | 3/29/25  
Earned Runs 2, 3x, last vs ULM | 3/29/25

## SEASON HIGHS

IP | Start -  
IP | Relief 2.2 at Texas State | 3/21/25  
Strikeouts 5 at Texas State | 3/21/25  
Walks 2 vs ULM | 3/29/25  
Hits Allowed 3, 2x, last at Jacksonville State | 2/28/25  
Runs Allowed 5 vs ULM | 3/29/25  
Earned Runs 2, 3x, last vs ULM | 3/29/25

Year	era	w-l	app	gs	cq	sho	sv	ip	h	r	er	bb	so	2b	3b	hr	bf	bavg	wp	hbp	bk	sfa	sha
2025	6.75	0-0	9	0	0	0/0	0	8.0	8	10	6	5	8	3	0	0	41	.267	4	3	0	1	2
TOTAL	6.75	0-0	9	0	0	0/0	0	8.0	8	10	6	5	8	3	0	0	41	.267	4	3	0	1	2



# 31 COLLIN MALONEY

SO | RHP | R/R | 6-3 | 210 | ST. LOUIS, MO. / MEHLVILLE HS

## CAREER HIGHS

IP | Start 8.0 vs UAPB | 3/7/25  
IP | Relief 1.1 at Ole Miss | 2/18/25  
Strikeouts 7 at Jacksonville State | 2/28/25  
Walks 5, 2x, last at Troy | 4/6/24  
Hits Allowed 7 at Texas State | 3/21/25  
Runs Allowed 6 at Texas State | 3/21/25  
Earned Runs 5 at Texas State | 3/21/25

## SEASON HIGHS

IP | Start 8.0 vs UAPB | 3/7/25  
IP | Relief 1.1 at Ole Miss | 2/18/25  
Strikeouts 7 at Jacksonville State | 2/28/25  
Walks 4 at Jacksonville State | 2/28/25  
Hits Allowed 7 at Texas State | 3/21/25  
Runs Allowed 6 at Texas State | 3/21/25  
Earned Runs 5 at Texas State | 3/21/25

Year	era	w-l	app	gs	cq	sho	sv	ip	h	r	er	bb	so	2b	3b	hr	bf	bavg	wp	hbp	bk	sfa	sha
2024	3.74	1-2	17	9	0	0/1	1	33.2	32	23	14	26	32	8	0	1	171	.250	5	12	0	4	1
2025	3.38	2-3	9	7	0	0/0	0	37.1	26	17	14	18	30	6	1	0	161	.197	1	9	1	1	1
TOTAL	3.55	3-5	26	16	0	0/1	1	71.0	58	40	28	44	62	14	1	1	332	.223	6	21	1	5	2



# 32 CHASE ARMSTRONG

JR | RHP | R/R | 6-3 | 208 | MARION, ARK. / MARION HS

## CAREER HIGHS

IP | Start 4.0, 3x, last vs ULM | 4/23/23  
IP | Relief 4.1 vs Troy | 4/7/23  
Strikeouts 5 vs Mississippi Valley State (G2) | 2/28/23  
Walks 6 at Texas State | 4/2/23  
Hits Allowed 5, 3x, last vs Memphis | 5/2/23  
Runs Allowed 5 vs Memphis | 5/2/23  
Earned Runs 5 vs Memphis | 5/2/23

## SEASON HIGHS

IP | Start -  
IP | Relief 1.0, 2x, last vs Marshall | 3/15/25  
Strikeouts 3 vs Morehead State | 2/17/25  
Walks 2, 2x, last at Jacksonville State | 2/28/25  
Hits Allowed 1 vs Marshall | 3/15/25  
Runs Allowed 2 at Jacksonville State | 2/28/25  
Earned Runs 2 at Jacksonville State | 2/28/25

Year	era	w-l	app	gs	cq	sho	sv	ip	h	r	er	bb	so	2b	3b	hr	bf	bavg	wp	hbp	bk	sfa	sha
2023	8.59	1-3	12	6	0	0/0	0	29.1	38	30	28	20	26	10	1	5	150	.319	8	4	0	4	3
2024	8.10	1-0	3	1	0	0/0	0	3.1	3	3	3	3	5	1	0	0	16	.231	1	0	0	0	0
2025	11.57	0-0	4	0	0	0/0	0	2.1	1	3	3	4	4	1	0	0	12	.125	0	0	0	0	0
TOTAL	8.74	2-3	19	7	0	0/0	0	35.0	42	36	34	27	35	12	1	5	178	.300	9	4	0	4	3



# 34 ISAAC SEWELL

JR | LHP | L/L | 6-2 | 228 | CLERMONT, FLA. / COLLEGE OF CENTRAL FLORIDA

## CAREER HIGHS

IP | Start -  
IP | Relief 1.0, 2x, last vs Central Arkansas | 4/1/25  
Strikeouts 1, 3x, last at Jacksonville State | 2/28/25  
Walks 1 vs Eastern Illinois | 2/23/25  
Hits Allowed 1, 2x, last vs Missouri State | 3/18/25  
Runs Allowed 1 at Jacksonville State | 2/28/25  
Earned Runs 1 at Jacksonville State | 2/28/25

## SEASON HIGHS

IP | Start -  
IP | Relief 1.0, 2x, last vs Central Arkansas | 4/1/25  
Strikeouts 1, 3x, last at Jacksonville State | 2/28/25  
Walks 1 vs Eastern Illinois | 2/23/25  
Hits Allowed 1, 2x, last vs Missouri State | 3/18/25  
Runs Allowed 1 at Jacksonville State | 2/28/25  
Earned Runs 1 at Jacksonville State | 2/28/25

Year	era	w-l	app	gs	cq	sho	sv	ip	h	r	er	bb	so	2b	3b	hr	bf	bavg	wp	hbp	bk	sfa	sha
2025	2.08	0-0	7	0	0	0/0	0	4.1	2	1	1	1	3	0	0	0	14	.154	0	0	0	0	0
TOTAL	2.08	0-0	7	0	0	0/0	0	4.1	2	1	1	1	3	0	0	0	14	.154	0	0	0	0	0





# 36 TYLER WEIMER

FR | RHP | R/R | 6-2 | 210 | RACELAND LA. / E.D. WHITE HS

## CAREER HIGHS

IP | Start 2.2 vs Southern Illinois | 2/25/25  
IP | Relief 3.2 vs ULM | 3/29/25  
Strikeouts 6 vs ULM | 3/29/25  
Walks 1 vs Morehead State | 2/17/25  
Hits Allowed 6 vs Southern Illinois | 2/25/25  
Runs Allowed 3, 2x, last vs Marshall | 3/15/25  
Earned Runs 3, 2x, last vs Marshall | 3/15/25

## SEASON HIGHS

IP | Start 2.2 vs Southern Illinois | 2/25/25  
IP | Relief 3.2 vs ULM | 3/29/25  
Strikeouts 6 vs ULM | 3/29/25  
Walks 1 vs Morehead State | 2/17/25  
Hits Allowed 6 vs Southern Illinois | 2/25/25  
Runs Allowed 3, 2x, last vs Marshall | 3/15/25  
Earned Runs 3, 2x, last vs Marshall | 3/15/25

Year	era	w-l	app	qs	cq	sho	sv	ip	h	r	er	bb	so	2b	3b	hr	bf	bavg	wp	hbp	bk	sfa	sha
2025	6.39	0-0	7	1	0	0/0	0	12.2	17	9	9	1	14	7	0	0	55	.315	0	0	0	0	0
TOTAL	6.39	0-0	7	1	0	0/0	0	12.2	17	9	9	1	14	7	0	0	55	.315	0	0	0	0	0



# 37 JACK HIBBARD

FR | UTL | R/R | 6-0 | 160 | MEMPHIS, TENN. / ARLINGTON HS

## CAREER HIGHS

IP | Start 9.0, 2x, last vs Marshall | 3/16/25  
IP | Relief -  
Strikeouts 9 vs Marshall | 3/15/25  
Walks 2, 2x, last at Coastal Carolina | 4/6/25  
Hits Allowed 7, 2x, last at Texas State | 3/23/25  
Runs Allowed 6 vs Morehead State | 2/17/25  
Earned Runs 5, 2x, last at Jacksonville State | 3/2/25

## SEASON HIGHS

IP | Start 9.0, 2x, last vs Marshall | 3/16/25  
IP | Relief -  
Strikeouts 9 vs Marshall | 3/15/25  
Walks 2, 2x, last at Coastal Carolina | 4/6/25  
Hits Allowed 7, 2x, last at Texas State | 3/23/25  
Runs Allowed 6 vs Morehead State | 2/17/25  
Earned Runs 5, 2x, last at Jacksonville State | 3/2/25

Year	era	w-l	app	qs	cq	sho	sv	ip	h	r	er	bb	so	2b	3b	hr	bf	bavg	wp	hbp	bk	sfa	sha
2025	4.09	5-2	8	8	2	1/1	0	44.0	37	22	20	4	36	9	0	5	177	.224	0	3	0	3	2
TOTAL	4.09	5-2	8	8	2	1/1	0	44.0	37	22	20	4	36	9	0	5	177	.224	0	3	0	3	2



# 38 JELLE VAN DER LELIE

SR | RHP | R/R | 6-5 | 210 | LEIDEN, SOUTH HOLLAND, THE NETHERLANDS / HILL COLLEGE

## CAREER HIGHS

IP | Start 6.1 vs Georgia Southern | 3/29/24  
IP | Relief 4.0 vs Southern Illinois | 2/25/25  
Strikeouts 8 vs Louisiana | 3/15/24  
Walks 4, 4x, last at Ole Miss | 2/18/25  
Hits Allowed 10 vs Georgia Southern | 3/29/24  
Runs Allowed 9 vs App State | 4/19/24  
Earned Runs 7 vs App State | 4/19/24

## SEASON HIGHS

IP | Start 4.1 at Coastal Carolina | 4/5/25  
IP | Relief 4.0 vs Southern Illinois | 2/25/25  
Strikeouts 5 vs ULM | 3/28/25  
Walks 4 at Ole Miss | 2/18/25  
Hits Allowed 4, 2x, last vs ULM | 3/28/25  
Runs Allowed 3 vs Marshall | 3/15/25  
Earned Runs 3 vs Marshall | 3/15/25

Year	era	w-l	app	qs	cq	sho	sv	ip	h	r	er	bb	so	2b	3b	hr	bf	bavg	wp	hbp	bk	sfa	sha
2024	8.31	2-6	14	11	0	0/0	0	52.0	71	57	48	28	47	13	1	6	264	.323	6	9	1	3	4
2025	2.96	2-1	13	3	0	0/0	0	27.1	23	11	9	13	16	2	1	1	115	.237	0	1	1	3	1
TOTAL	6.47	4-7	27	14	0	0/0	0	79.1	94	68	57	41	63	15	2	7	379	.297	6	10	2	6	5





# 39 KOLE TURNER

SR | RHP | R/R | 6-2 | 190 | WHITE ROCK, B.C., CANADA / THREE RIVERS COLLEGE

## CAREER HIGHS

IP | Start 6.1 at UAPB | 3/26/24  
IP | Relief 4.0 vs Jacksonville State | 3/2/25  
Strikeouts 7 at UAPB | 3/26/24  
Walks 4, 2x, last vs App State | 4/20/24  
Hits Allowed 6 vs ULM | 3/29/25  
Runs Allowed 6 vs App State | 4/20/24  
Earned Runs 6 vs App State | 4/20/24

## SEASON HIGHS

IP | Start 3.2 vs Southeast Missouri | 2/26/25  
IP | Relief 4.0 vs Jacksonville State | 3/2/25  
Strikeouts 4 vs Morehead State | 2/16/25  
Walks 2 vs Memphis | 3/11/25  
Hits Allowed 6 vs ULM | 3/29/25  
Runs Allowed 3 vs Eastern Illinois | 2/23/25  
Earned Runs 3 vs Eastern Illinois | 2/23/25

Year	era	w-l	app	qs	cq	sho	sv	ip	h	r	er	bb	so	2b	3b	hr	bf	bavg	wp	hbp	bk	sfa	sha
2024	5.40	2-4	17	9	0	0/0	0	46.2	40	38	28	30	32	10	2	5	218	.235	4	10	0	3	5
2025	3.47	1-3	10	2	0	0/0	0	23.1	31	13	9	6	13	5	0	0	108	.323	1	2	1	0	4
TOTAL	4.76	3-7	27	11	0	0/0	0	70.0	71	51	37	36	45	15	2	5	326	.267	5	12	1	3	9



# 40 DAVID BARKER

FR | RHP | R/R | 6-4 | 180 | CASEYVILLE, ILL. / O'FALLON HS


## CAREER HIGHS

IP | Start -  
IP | Relief -  
Strikeouts -  
Walks -  
Hits Allowed -  
Runs Allowed -  
Earned Runs -

## SEASON HIGHS

IP | Start -  
IP | Relief -  
Strikeouts -  
Walks -  
Hits Allowed -  
Runs Allowed -  
Earned Runs -

Barker, David



# 41 JETT SUTTON

R-FR | RHP | R/R | 6-4 | 193 | MARION, ARK. / MARION HS

## CAREER HIGHS

IP | Start -  
IP | Relief -  
Strikeouts -  
Walks -  
Hits Allowed -  
Runs Allowed -  
Earned Runs -

## SEASON HIGHS

IP | Start -  
IP | Relief -  
Strikeouts -  
Walks -  
Hits Allowed -  
Runs Allowed -  
Earned Runs -

Sutton, Jett



# 44 ANDREW ALLEN

FR | RHP | R/R | 6-2 | 210 | OHATCHEE, ALA. / ALEXANDRIA HS

## CAREER HIGHS

IP | Start 3.0 at Texas State | 3/22/25  
IP | Relief 2.0, 3x, last vs UAPB | 3/8/25  
Strikeouts 3, 2x, last vs ULM | 3/29/25  
Walks 3 vs ULM | 3/29/25  
Hits Allowed 4 at Texas State | 3/22/25  
Runs Allowed 3 at Texas State | 3/22/25  
Earned Runs 3 at Texas State | 3/22/25

## SEASON HIGHS

IP | Start 3.0 at Texas State | 3/22/25  
IP | Relief 2.0, 3x, last vs UAPB | 3/8/25  
Strikeouts 3, 2x, last vs ULM | 3/29/25  
Walks 3 vs ULM | 3/29/25  
Hits Allowed 4 at Texas State | 3/22/25  
Runs Allowed 3 at Texas State | 3/22/25  
Earned Runs 3 at Texas State | 3/22/25

Year	era	w-l	app	qs	cq	sho	sv	ip	h	r	er	bb	so	2b	3b	hr	bf	bavq	wp	hbp	bk	sfa	sha
2025	5.40	0-2	7	2	0	0/1	0	13.1	9	8	8	8	14	0	0	3	56	.191	1	1	0	0	0
TOTAL	5.40	0-2	7	2	0	0/1	0	13.1	9	8	8	8	14	0	0	3	56	.191	1	1	0	0	0



# 45 MICHAEL BARKER

FR | RHP | R/R | 6-4 | 175 | CASEYVILLE, ILL. / O'FALLON HS

## CAREER HIGHS

IP | Start -  
IP | Relief -  
Strikeouts -  
Walks -  
Hits Allowed -  
Runs Allowed -  
Earned Runs -

## SEASON HIGHS

IP | Start -  
IP | Relief -  
Strikeouts -  
Walks -  
Hits Allowed -  
Runs Allowed -  
Earned Runs -

Barker, Michael



# 46 NOAH GADBERRY

R-SO | LHP | L/L | 6-1 | 190 | CAPE GIRARDEAU, MO. / MINERAL AREA COLLEGE

## CAREER HIGHS

IP | Start -  
IP | Relief -  
Strikeouts -  
Walks -  
Hits Allowed -  
Runs Allowed -  
Earned Runs -

## SEASON HIGHS

IP | Start -  
IP | Relief -  
Strikeouts -  
Walks -  
Hits Allowed -  
Runs Allowed -  
Earned Runs -

Gadberry, Noah

## 2025 OVERALL STATISTICS

Record: 14-17 Home: 12-8 Away: 2-9 Sun Belt: 5-7

Player	avg	gp-gs	ab	r	h	2b	3b	hr	rbi	tb	slg%	bb	hp	so	gdp	ob%	sf	sh	sb-att	po	a	e	fld%
35 Quiller, Ashton	.311	30-28	90	15	28	5	4	0	14	41	.456	6	2	16	0	.367	0	10	8-11	84	0	1	.988
7 Campbell, Cason	.302	23-18	63	9	19	1	0	1	5	23	.365	12	3	14	1	.430	1	0	2-3	20	29	0	1.000
10 French, Wil	.300	31-31	110	26	33	8	3	2	15	53	.482	27	2	6	1	.440	2	0	7-12	207	44	2	.992
9 Jumper, Cross	.292	31-30	113	11	33	6	0	2	24	45	.398	12	1	16	2	.359	2	3	2-5	50	0	1	.980
1 Amundson, Kaden	.273	27-25	77	15	21	2	1	1	12	28	.364	10	2	15	1	.371	0	8	0-1	193	24	2	.991
12 Engskov, Patrick	.269	30-30	104	16	28	8	0	2	15	42	.404	16	2	21	3	.374	1	1	8-10	44	77	7	.945
11 Tollett, Cason	.235	26-25	102	10	24	2	0	1	11	29	.284	4	0	12	5	.264	0	2	0-0	62	5	1	.985
17 Henry Williams, Jake	.233	21-18	73	11	17	4	0	4	9	33	.452	0	1	18	0	.243	0	0	1-2	12	0	0	1.000
14 Anderson, Drake	.214	21-17	56	10	12	1	0	2	5	19	.339	8	3	7	1	.343	0	0	1-1	29	14	3	.935
3 Cail, Daedrick	.198	28-26	96	7	19	7	0	1	15	29	.302	6	6	14	4	.277	4	0	2-4	11	40	7	.879
43 Torres, Raul	.139	17-12	36	5	5	0	0	0	2	5	.139	2	2	3	0	.225	0	2	0-0	10	30	2	.952
-----																							
2 Kerin, Kohle	.250	5-2	8	2	2	0	0	1	1	5	.625	1	0	4	0	.333	0	0	0-0	2	0	0	1.000
27 Alonso, Nicholas	.250	4-2	4	0	1	0	0	0	0	1	.250	0	0	2	0	.250	0	0	0-0	2	0	0	1.000
25 Butler, Zac	.231	9-6	13	4	3	0	0	0	1	3	.231	3	2	5	0	.444	0	1	0-0	37	4	1	.976
19 Cabuyaban, JC	.190	9-6	21	2	4	0	0	0	2	4	.190	2	1	6	0	.280	1	0	0-0	20	2	0	1.000
22 Ryan, Hunter	.000	6-2	12	0	0	0	0	0	1	0	.000	0	0	0	0	.000	0	0	0-0	2	0	0	1.000
24 Keithley, Carson	.000	2-1	4	0	0	0	0	0	0	0	.000	0	0	2	0	.000	0	0	0-0	3	2	0	1.000
Totals	.254	31	982	143	249	44	8	17	132	360	.367	109	27	161	18	.341	11	27	31-49	799	301	36	.968
Opponents	.233	31	997	140	232	48	5	16	123	338	.339	95	34	234	23	.318	9	14	22-38	790	334	42	.964

LOB - Team (224), Opp (210). DPs turned - Team (26), Opp (24). CI - Team (0), Opp (1). IBB - Team (2), Jumper 1, French 1, Opp (5). Picked off - Jumper 2, Anderson 1, Quiller 1, Cail 1, Tollett 1.

## (All games Sorted by Earned run avg)

Player	era	w-l	app	gs	cg	sho	sv	ip	h	r	er	bb	so	2b	3b	hr	b/avg	wp	hp	bk	sfa	sha
31 Maloney, Collin	3.38	2-3	9	7	0	0/0	0	37.1	26	17	14	18	30	6	1	0	.197	1	9	1	1	1
37 Hibbard, Jack	4.09	5-2	8	8	2	1/1	0	44.0	37	22	20	4	36	9	0	5	.224	0	3	0	3	2
-----																						
29 Thiele, Garrett	0.00	0-0	1	0	0	0/0	0	0.0	1	0	0	1	0	0	0	0	1.000	0	0	0	0	0
34 Sewell, Isaac	2.08	0-0	7	0	0	0/0	0	4.1	2	1	1	1	3	0	0	0	.154	0	0	0	0	0
21 Richter, Chase	2.25	2-2	14	1	0	0/1	3	28.0	10	11	7	9	31	1	1	2	.104	1	3	0	0	0
26 Galy, Gavin	2.40	0-1	13	1	0	0/0	0	15.0	12	4	4	2	13	1	0	1	.222	0	3	0	0	1
38 van der Lelie, Jelle	2.96	2-1	13	3	0	0/0	0	27.1	23	11	9	13	16	2	1	1	.237	0	1	1	3	1
18 Nelson, Jack	3.00	1-1	9	5	0	0/1	0	27.0	23	10	9	10	30	4	2	1	.225	1	2	0	1	3
39 Turner, Kole	3.47	1-3	10	2	0	0/0	0	23.1	31	13	9	6	13	5	0	0	.323	1	2	1	0	4
24 Keithley, Carson	3.65	1-0	12	0	0	0/0	2	12.1	9	5	5	5	12	3	0	1	.209	0	1	0	0	0
16 Garrison, Cooper	4.82	0-2	10	1	0	0/0	0	9.1	15	10	5	3	8	4	0	1	.333	0	3	0	0	0
44 Allen, Andrew	5.40	0-2	7	2	0	0/1	0	13.1	9	8	8	8	14	0	0	3	.191	1	1	0	0	0
36 Weimer, Tyler	6.39	0-0	7	1	0	0/0	0	12.2	17	9	9	1	14	7	0	0	.315	0	0	0	0	0
30 Foss, Brett	6.75	0-0	9	0	0	0/0	0	8.0	8	10	6	5	8	3	0	0	.267	4	3	0	1	2
32 Armstrong, Chase	11.57	0-0	4	0	0	0/0	0	2.1	1	3	3	4	4	1	0	0	.125	0	0	0	0	0
23 Peterson, Sam	18.00	0-0	2	0	0	0/0	0	1.0	2	2	2	3	0	1	0	0	.400	0	1	0	0	0
15 Hargrove, Dawson	27.00	0-0	2	0	0	0/0	0	0.2	2	2	2	0	1	1	0	1	.500	0	1	0	0	0
28 Lopez, Joey	54.00	0-0	2	0	0	0/0	0	0.1	4	2	2	2	1	0	0	0	.800	0	1	0	0	0
Totals	3.85	14-17	31	31	2	3/2	5	266.1	232	140	114	95	234	48	5	16	.233	9	34	3	9	14
Opponents	3.79	17-14	31	31	2	1/1	10	263.1	249	143	111	109	161	44	8	17	.254	21	27	6	11	27

PB - Team (2), Butler 1, Amundson 1, Opp (3). Pickoffs - Team (2), Turner 1, Amundson 1, Opp (6). SBA/ATT - Amundson (19-29), Maloney (5-8), Hibbard (2-5), Butler (3-4), Foss (3-4), Armstrong (4-4), Lelie,vander (2-4), Nelson (2-4), Keithley (3-3), Sewell (0-2), Turner (0-2), Galy (0-1), Richter (1-1).

# 2025 CONFERENCE STATISTICS

Record: 5-7 Home: 4-2 Away: 1-5 Sun Belt: 5-7

Player	avg	gp-gs	ab	r	h	2b	3b	hr	rbi	tb	slg%	bb	hp	so	gdp	ob%	sf	sh	sb-att	po	a	e	fld%
7 Campbell, Cason	.440	9-6	25	2	11	0	0	1	4	14	.560	1	0	3	0	.462	0	0	1-2	5	17	0	1.000
12 Engskov, Patrick	.310	12-12	42	4	13	4	0	0	6	17	.405	4	0	10	1	.370	0	0	3-3	11	33	2	.957
9 Jumper, Cross	.283	12-12	46	3	13	2	0	0	10	15	.326	4	0	9	2	.340	0	1	0-3	19	0	1	.950
10 French, Wil	.262	12-12	42	11	11	2	0	0	2	13	.310	10	1	4	0	.415	0	0	3-4	116	8	0	1.000
35 Quiller, Ashton	.220	12-12	41	4	9	3	0	0	3	12	.293	2	1	11	0	.273	0	3	1-3	34	0	1	.971
1 Amundson, Kaden	.219	12-10	32	5	7	1	0	0	1	8	.250	4	1	8	0	.324	0	1	0-1	66	12	2	.975
17 Henry Williams, Jake	.212	10-9	33	3	7	2	0	0	2	9	.273	0	1	8	0	.235	0	0	1-1	4	0	0	1.000
11 Tollett, Cason	.206	10-9	34	5	7	1	0	0	5	8	.235	2	0	2	2	.250	0	1	0-0	0	0	0	.000
14 Anderson, Drake	.200	9-8	25	5	5	0	0	2	3	11	.440	3	1	2	1	.310	0	0	0-0	14	7	2	.913
43 Torres, Raul	.133	9-5	15	2	2	0	0	0	0	2	.133	0	2	2	0	.235	0	1	0-0	5	13	1	.947
3 Cail, Daedrick	.108	11-10	37	0	4	0	0	0	4	4	.108	1	2	8	1	.171	1	0	0-0	5	17	2	.917
25 Butler, Zac	.000	4-2	3	2	0	0	0	0	0	0	.000	2	1	2	0	.500	0	0	0-0	10	1	1	.917
27 Alonso, Nicholas	.000	1-1	2	0	0	0	0	0	0	0	.000	0	0	1	0	.000	0	0	0-0	1	0	0	1.000
24 Keithley, Carson	.000	1-0	1	0	0	0	0	0	0	0	.000	0	0	0	0	.000	0	0	0-0	2	1	0	1.000
Totals	.235	12	378	46	89	15	0	3	40	113	.299	33	10	70	7	.313	1	7	9-17	297	122	13	.970
Opponents	.236	12	368	53	87	21	2	8	45	136	.370	32	9	76	6	.310	4	6	8-14	302	137	14	.969

LOB - Team (81), Opp (69). DPs turned - Team (8), Opp (11). IBB - Team (0), Opp (1). Picked off - Anderson 1, Quiller 1, Jumper 1.

## (Sun Belt games only Sorted by Earned run avg)

Player	era	w-l	app	gs	cg	sho	sv	ip	h	r	er	bb	so	2b	3b	hr	b/avg	wp	hp	bks	sfa	sha
37 Hibbard, Jack	2.74	3-1	4	4	1	0/1	0	23.0	17	8	7	2	22	4	0	3	.210	0	1	0	2	1
31 Maloney, Collin	5.84	1-1	4	3	0	0/0	0	12.1	13	9	8	6	5	4	1	0	.277	0	2	0	1	0
32 Armstrong, Chase	0.00	0-0	1	0	0	0/0	0	1.0	1	0	0	0	1	1	0	0	.250	0	0	0	0	0
34 Sewell, Isaac	0.00	0-0	1	0	0	0/0	0	0.1	0	0	0	0	0	0	0	0	.000	0	0	0	0	0
21 Richter, Chase	1.04	0-0	4	0	0	0/1	3	8.2	1	1	1	3	7	0	0	0	.037	0	1	0	0	0
26 Galy, Gavin	2.89	0-1	5	1	0	0/0	0	9.1	7	3	3	2	6	1	0	1	.219	0	0	0	0	1
39 Turner, Kole	3.38	0-2	3	0	0	0/0	0	5.1	9	3	2	0	0	1	0	0	.375	1	0	0	0	0
38 van der Lelie, Jelle	3.48	1-0	4	1	0	0/0	0	10.1	8	5	4	5	6	1	0	1	.229	0	0	0	1	1
16 Garrison, Cooper	3.86	0-0	3	0	0	0/0	0	2.1	4	2	1	1	1	0	0	0	.333	0	0	0	0	0
30 Foss, Brett	4.26	0-0	5	0	0	0/0	0	6.1	4	6	3	4	8	2	0	0	.167	3	2	0	0	2
24 Keithley, Carson	4.50	0-0	2	0	0	0/0	0	4.0	2	2	2	1	3	1	0	1	.143	0	1	0	0	0
36 Weimer, Tyler	5.68	0-0	3	0	0	0/0	0	6.1	8	4	4	0	10	4	0	0	.296	0	0	0	0	0
18 Nelson, Jack	7.71	0-1	4	1	0	0/0	0	4.2	7	4	4	3	2	1	1	0	.368	0	0	0	0	1
44 Allen, Andrew	8.31	0-1	2	2	0	0/0	0	4.1	4	4	4	4	5	0	0	2	.235	0	1	0	0	0
23 Peterson, Sam	27.00	0-0	1	0	0	0/0	0	0.2	2	2	2	1	0	1	0	0	.500	0	1	0	0	0
Totals	4.09	5-7	12	12	1	1/1	3	99.0	87	53	45	32	76	21	2	8	.236	4	9	0	4	6
Opponents	3.31	7-5	12	12	1	0/0	6	100.2	89	46	37	33	70	15	0	3	.235	9	10	4	1	7

PB - Team (0), Opp (1). Pickoffs - Team (0), Opp (3). SBA/ATT - Amundson (6-11), Foss (3-3), Butler (2-2), Keithley (2-2), Hibbard (1-2), Lelie,vander (1-2), Maloney (1-2), Turner (0-1), Galy (0-1), Nelson (0-1).

## 2025 OVERALL STATISTICS

2025 ARKANSAS STATE BASEBALL  
Batting Leaders for Arkansas State (as of Apr 06, 2025)  
(All games)

Hitting minimums - 1 Games 50% of Games 3 AB 1.0 AB/Game 1 TPA 1.0 TPA/Game  
Pitching minimums - 1 Games 1 IP 1 BF 1.0 IP/Game

<b>Batting avg</b>		<b>Slugging pct</b>		<b>On base pct</b>	
1. 35 Quiller, Ashton	.311	1. 10 French, Wil	.482	1. 10 French, Wil	.440
2. 7 Campbell, Cason	.302	2. 35 Quiller, Ashton	.456	2. 7 Campbell, Cason	.430
3. 10 French, Wil	.300	3. 17 Henry Williams, Jake	.452	3. 12 Engskov, Patrick	.374
4. 9 Jumper, Cross	.292	4. 12 Engskov, Patrick	.404	4. 1 Amundson, Kaden	.371
5. 1 Amundson, Kaden	.273	5. 9 Jumper, Cross	.398	5. 35 Quiller, Ashton	.367
<b>Runs scored</b>		<b>Hits</b>		<b>Runs batted in</b>	
1. 10 French, Wil	26	1. 9 Jumper, Cross	33	1. 9 Jumper, Cross	24
2. 12 Engskov, Patrick	16	10 French, Wil	33	2. 12 Engskov, Patrick	15
3. 1 Amundson, Kaden	15	3. 12 Engskov, Patrick	28	3 Cail, Daedrick	15
35 Quiller, Ashton	15	35 Quiller, Ashton	28	10 French, Wil	15
5. 2 tied at.....	11	5. 11 Tollett, Cason	24	5. 35 Quiller, Ashton	14
<b>Doubles</b>		<b>Triples</b>		<b>Home runs</b>	
1. 10 French, Wil	8	1. 35 Quiller, Ashton	4	1. 17 Henry Williams, Jake	4
12 Engskov, Patrick	8	2. 10 French, Wil	3	2. 12 Engskov, Patrick	2
3. 3 Cail, Daedrick	7	3. 1 Amundson, Kaden	1	10 French, Wil	2
4. 9 Jumper, Cross	6			14 Anderson, Drake	2
5. 35 Quiller, Ashton	5			9 Jumper, Cross	2
<b>Total bases</b>		<b>Walks</b>		<b>Hit by pitch</b>	
1. 10 French, Wil	53	1. 10 French, Wil	27	1. 3 Cail, Daedrick	6
2. 9 Jumper, Cross	45	2. 12 Engskov, Patrick	16	2. 7 Campbell, Cason	3
3. 12 Engskov, Patrick	42	3. 9 Jumper, Cross	12	14 Anderson, Drake	3
4. 35 Quiller, Ashton	41	7 Campbell, Cason	12	4. 6 tied at.....	2
5. 17 Henry Williams, Jake	33	5. 1 Amundson, Kaden	10		
<b>Sac bunts</b>		<b>Sac flies</b>		<b>Stolen bases</b>	
1. 35 Quiller, Ashton	10	1. 3 Cail, Daedrick	4	1. 12 Engskov, Patrick	8
2. 1 Amundson, Kaden	8	2. 10 French, Wil	2	35 Quiller, Ashton	8
3. 9 Jumper, Cross	3	9 Jumper, Cross	2	3. 10 French, Wil	7
4. 11 Tollett, Cason	2	4. 3 tied at.....	1	4. 3 tied at.....	2
43 Torres, Raul	2				
<b>Caught stealing</b>		<b>Steal attempts</b>		<b>Stolen base pct</b>	
1. 10 French, Wil	5	1. 10 French, Wil	12	1. 14 Anderson, Drake	1.000
2. 35 Quiller, Ashton	3	2. 35 Quiller, Ashton	11	2. 12 Engskov, Patrick	.800
9 Jumper, Cross	3	3. 12 Engskov, Patrick	10	3. 35 Quiller, Ashton	.727
4. 12 Engskov, Patrick	2	4. 9 Jumper, Cross	5	4. 7 Campbell, Cason	.667
3 Cail, Daedrick	2	5. 3 Cail, Daedrick	4	5. 10 French, Wil	.583
<b>Strikeouts</b>		<b>Grounded into DP</b>		<b>Total plate appearances</b>	
1. 12 Engskov, Patrick	21	1. 11 Tollett, Cason	5	1. 10 French, Wil	141
2. 17 Henry Williams, Jake	18	2. 3 Cail, Daedrick	4	2. 9 Jumper, Cross	131
3. 9 Jumper, Cross	16	3. 12 Engskov, Patrick	3	3. 12 Engskov, Patrick	124
35 Quiller, Ashton	16	4. 9 Jumper, Cross	2	4. 3 Cail, Daedrick	112
5. 1 Amundson, Kaden	15	5. 4 tied at.....	1	5. 2 tied at.....	108
<b>At bats</b>		<b>Games played</b>		<b>Game starts</b>	
1. 9 Jumper, Cross	113	1. 9 Jumper, Cross	31	1. 10 French, Wil	31
2. 10 French, Wil	110	10 French, Wil	31	2. 9 Jumper, Cross	30
3. 12 Engskov, Patrick	104	3. 12 Engskov, Patrick	30	12 Engskov, Patrick	30
4. 11 Tollett, Cason	102	35 Quiller, Ashton	30	4. 35 Quiller, Ashton	28
5. 3 Cail, Daedrick	96	5. 3 Cail, Daedrick	28	5. 3 Cail, Daedrick	26
<b>Games as sub</b>					
1. 43 Torres, Raul	5				
7 Campbell, Cason	5				
3. 14 Anderson, Drake	4				
22 Ryan, Hunter	4				
5. 4 tied at.....	3				



## 2025 OVERALL STATISTICS

2025 ARKANSAS STATE BASEBALL  
Pitching Leaders for Arkansas State (as of Apr 06, 2025)  
(All games)

Hitting minimums - 1 Games 50% of Games 3 AB 1.0 AB/Game 1 TPA 1.0 TPA/Game  
Pitching minimums - 1 Games 1 IP 1 BF 1.0 IP/Game

<b>Earned run avg</b>		<b>Opposing bat avg</b>		<b>Won-loss pct</b>	
1. 31 Maloney, Collin	3.38	1. 31 Maloney, Collin	.197	1. 37 Hibbard, Jack	.714
2. 37 Hibbard, Jack	4.09	2. 37 Hibbard, Jack	.224	2. 31 Maloney, Collin	.400
<b>Wins</b>		<b>Losses</b>		<b>Saves</b>	
1. 37 Hibbard, Jack	5	1. 39 Turner, Kole	3	1. 21 Richter, Chase	3
2. 38 van der Lelie, Jelle	2	31 Maloney, Collin	3	2. 24 Keithley, Carson	2
21 Richter, Chase	2	3. 4 tied at.....	2		
31 Maloney, Collin	2				
5. 3 tied at.....	1				
<b>Innings pitched</b>		<b>Batters struck out</b>		<b>Appearances</b>	
1. 37 Hibbard, Jack	44.0	1. 37 Hibbard, Jack	36	1. 21 Richter, Chase	14
2. 31 Maloney, Collin	37.1	2. 21 Richter, Chase	31	2. 38 van der Lelie, Jelle	13
		3. 18 Nelson, Jack	30	26 Galy, Gavin	13
		31 Maloney, Collin	30	4. 24 Keithley, Carson	12
		5. 38 van der Lelie, Jelle	16	5. 2 tied at.....	10
<b>Games started</b>		<b>Games finished</b>		<b>Games in relief</b>	
1. 37 Hibbard, Jack	8	1. 21 Richter, Chase	6	1. 21 Richter, Chase	13
2. 31 Maloney, Collin	7	2. 30 Foss, Brett	4	2. 26 Galy, Gavin	12
3. 18 Nelson, Jack	5	36 Weimer, Tyler	4	24 Keithley, Carson	12
4. 38 van der Lelie, Jelle	3	4. 3 tied at.....	3	4. 38 van der Lelie, Jelle	10
5. 2 tied at.....	2			5. 2 tied at.....	9
<b>Wild pitches</b>		<b>Balks</b>		<b>Hit batters</b>	
1. 30 Foss, Brett	4	1. 39 Turner, Kole	1	1. 31 Maloney, Collin	9
2. 5 tied at.....	1	38 van der Lelie, Jelle	1	2. 5 tied at.....	3
		31 Maloney, Collin	1		
<b>Intentional BB allowed</b>		<b>Runners picked off</b>		<b>Batters SO out looking</b>	
1. 26 Galy, Gavin	1	1. 39 Turner, Kole	1	1. 31 Maloney, Collin	14
16 Garrison, Cooper	1	1 Amundson, Kaden	1	2. 37 Hibbard, Jack	9
44 Allen, Andrew	1			3. 38 van der Lelie, Jelle	8
32 Armstrong, Chase	1			18 Nelson, Jack	8
30 Foss, Brett	1			5. 39 Turner, Kole	7
<b>Sac bunts allowed</b>		<b>Sac flies allowed</b>		<b>Hits allowed</b>	
1. 39 Turner, Kole	4	1. 37 Hibbard, Jack	3	1. 31 Maloney, Collin	26
2. 18 Nelson, Jack	3	38 van der Lelie, Jelle	3	2. 37 Hibbard, Jack	37
3. 30 Foss, Brett	2	3. 31 Maloney, Collin	1		
37 Hibbard, Jack	2	30 Foss, Brett	1		
5. 3 tied at.....	1	18 Nelson, Jack	1		
<b>Runs allowed</b>		<b>Earned runs allowed</b>		<b>Walks allowed</b>	
1. 31 Maloney, Collin	17	1. 31 Maloney, Collin	14	1. 37 Hibbard, Jack	4
2. 37 Hibbard, Jack	22	2. 37 Hibbard, Jack	20	2. 31 Maloney, Collin	18
<b>Doubles allowed</b>		<b>Triples allowed</b>		<b>Home runs allowed</b>	
1. 31 Maloney, Collin	6	1. 37 Hibbard, Jack	0	1. 31 Maloney, Collin	0
2. 37 Hibbard, Jack	9	2. 31 Maloney, Collin	1	2. 37 Hibbard, Jack	5

# 2025 OVERALL STATISTICS

## 2025 ARKANSAS STATE BASEBALL Fielding Leaders for Arkansas State (as of Apr 06, 2025) (All games)

Hitting minimums - 1 Games 50% of Games  
Pitching minimums - 1 Games 1 IP 1 BF 1.0 IP/Game

<b>Fielding pct</b> 1. 7 Campbell, Cason 1.000 17 Henry Williams, Jake 1.000 3. 10 French, Wil .992 4. 1 Amundson, Kaden .991 5. 35 Quiller, Ashton .988	<b>Chances</b> 1. 10 French, Wil 253 2. 1 Amundson, Kaden 219 3. 12 Engskov, Patrick 128 4. 35 Quiller, Ashton 85 5. 11 Tollett, Cason 68	<b>Putouts</b> 1. 10 French, Wil 207 2. 1 Amundson, Kaden 193 3. 35 Quiller, Ashton 84 4. 11 Tollett, Cason 62 5. 9 Jumper, Cross 50
<b>Assists</b> 1. 12 Engskov, Patrick 77 2. 10 French, Wil 44 3. 3 Cail, Daedrick 40 4. 43 Torres, Raul 30 5. 7 Campbell, Cason 29	<b>Errors</b> 1. 3 Cail, Daedrick 7 12 Engskov, Patrick 7 3. 14 Anderson, Drake 3 21 Richter, Chase 3 39 Turner, Kole 3	<b>Fielding double plays</b> 1. 10 French, Wil 20 12 Engskov, Patrick 20 3. 11 Tollett, Cason 8 4. 3 tied at..... 4
<b>Stolen bases against</b> 1. 1 Amundson, Kaden 19 2. 31 Maloney, Collin 5 3. 32 Armstrong, Chase 4 4. 3 tied at..... 3	<b>Caught stealing by</b> 1. 1 Amundson, Kaden 10 2. 31 Maloney, Collin 3 37 Hibbard, Jack 3 4. 4 tied at..... 2	<b>Steal attempts against</b> 1. 1 Amundson, Kaden 29 2. 31 Maloney, Collin 8 3. 37 Hibbard, Jack 5 4. 5 tied at..... 4
<b>Passed balls</b> 1. 1 Amundson, Kaden 1 25 Butler, Zac 1	<b>Catchers interference</b>	

## 2025 A-STATE BASEBALL PHOTO ROSTER




**1 KADEN AMUNDSON**  
C R/R 5-10 190 Jr.  
Otsego, Minn.



**2 KOHLE KERIN**  
OF R/R 6-6 220 Jr.  
Lubbock, Texas



**3 DAEDRICK CAIL**  
INF R/R 6-1 215 Sr.  
Marion, Ark.



**6 AYDEN ALSOBROOKS**  
OF L/L 6-0 190 Jr.  
Picayune, Miss.



**7 CASON CAMPBELL**  
INF L/R 6-0 190 Jr.  
McCrory, Ark.



**9 CROSS JUMPER**  
OF R/R 6-2 200 R/Jr.  
Jonesboro, Ark.



**10 WIL FRENCH**  
INF S/R 5-10 195 Sr.  
Jonesboro, Ark.



**11 CASON TOLLETT**  
1B R/L 6-1 210 R/Sr.  
Little Rock, Ark.



**12 PATRICK ENGSKOV**  
1NF R/R 6-0 185 Jr.  
Little Rock, Ark.



**13 WALKER WILLIAMS**  
LHP L/L 5-10 180 R/Sr.  
Springdale, Ark.



**14 DRAKE ANDERSON**  
UTL R/L 5-9 180 Sr.  
Puyallup, Wash.



**15 DAWSON HARGROVE**  
RHP R/R 6-3 212 Sr.  
Spring Hill, Tenn.



**16 COOPER GARRISON**  
RHP R/R 5-11 165 Jr.  
Gulfport, Miss.



**17 JAKE HENRY WILLIAMS**  
OF/RHP R/R 6-1 220 R/Sr.  
Jonesboro, Ark.



**18 JACK NELSON**  
LHP L/L 6-4 220 Sr.  
Zionsville, Ind.




**19 JEREMIAH CABUYABAN**  
1B R/R 6-0 240 Jr.  
Kansas City, Mo.



**20 AIDAN HOUSEWORTH**  
INF L/R 6-3 210 R/Sr.  
St. Louis, Mo.



**21 CHASE RICHTER**  
LHP L/L 6-1 195 R/Sr.  
Tomball, Texas



**22 HUNTER RYAN**  
C R/R 5-10 185 R/Jr.  
Channahon, Ill.



**23 SAM PETERSON**  
RHP R/R 6-5 210 R/Sr.  
Lindale, Texas



**24 CARSON KEITHLEY**  
OF/LHP L/L 6-0 190 R/Sr.  
Alvin, Texas



**25 ZAC BUTLER**  
C R/R 6-0 240 Jr.  
Columbus, Miss.



**26 GAVIN GALY**  
RHP R/R 6-2 180 R/Sr.  
Orlando, Fla.



**27 NICHOLAS ALONSO**  
OF R/L 6-1 175 R/Sr.  
Miami, Fla.



**28 JOEY LOPEZ III**  
RHP R/R 6-2 185 R/Sr.  
Galloway, Ohio




**29 GARRETT THIELE**  
RHP R/R 6-3 210 Jr.  
New Braunfels, Texas



**30 BRETT FOSS**  
RHP R/R 6-5 210 Sr.  
Prosper, Texas



**31 COLLIN MALONEY**  
RHP R/R 6-2 190 Sr.  
St. Louis, Mo.



**32 CHASE ARMSTRONG**  
RHP R/R 6-3 208 Jr.  
Marion, Ark.



**34 ISAAC SEWELL**  
RHP L/L 6-2 228 Jr.  
Clermont, Fla.



**35 ASHTON QUILLER**  
OF R/L 5-9 190 R/Sr.  
Lake Charles, La.



**36 TYLER WEIMER**  
RHP R/R 6-2 210 Sr.  
Raceland, La.



**37 JACK HIBBARD**  
RHP R/R 6-0 160 Fr.  
Memphis, Tenn.



**38 JELLE VAN DER LELIE**  
RHP R/R 6-5 210 Sr.  
Leiden, The Netherlands



**39 KOLE TURNER**  
RHP R/R 6-3 190 Sr.  
White Rock, Canada



**40 DAVID BARKER**  
RHP R/R 6-4 180 Fr.  
Caseyville, Ill.



**41 JETT SUTTON**  
RHP R/R 6-4 193 R/Sr.  
Marion, Ark.



**42 MASON PANKEY**  
C R/R 5-11 230 So.  
Jonesboro, Ark.



**43 RAUL TORRES**  
INF R/R 5-11 174 Jr.  
San Lorenzo, P.R.



**44 ANDREW ALLEN**  
RHP R/R 6-2 210 Fr.  
Ohatchee, Ala.



**45 MICHAEL BARKER**  
RHP L/L 6-4 175 Fr.  
Caseyville, Ill.



**46 NOAH GADBERRY**  
LHP L/L 6-1 190 R/Sr.  
Cape Girardeau, Mo.