

CHARLOTTE BASEBALL

9ATC

2023 CUSA TOURNAMENT CHAMPS • 7 NCAA REGIONALS • 68 MLB DRAFT PICKS • 12 ALL-AMERICANS

2025 CHARLOTTE BASEBALL SCHEDULE

FEBRUARY (4-3)

FRI. 14	NORTHEASTERN (G1)	W, 6-1
	NORTHEASTERN (G2)	L, 1-3
SUN. 16	NORTHEASTERN	CANCELED
Tue. 18	at Wofford.....	W, 4-2
FRI. 21	OLD DOMINION	W, 10-9 (11)
SAT. 22	OLD DOMINION	L, 2-4
SUN. 23	OLD DOMINION	L, 6-7
TUE. 25	LONGWOOD	W, 8-1
Fri. 28	at #4 Arkansas.....	4:00 p.m.

MARCH

Sat. 1	at #4 Arkansas.....	3:00 p.m.
Sun. 2	at #4 Arkansas.....	1:00 p.m.
FRI. 7	JAMES MADISON	4:00 PM
SAT. 8	JAMES MADISON	2:00 PM
SUN. 9	JAMES MADISON	1:00 PM
Tue. 11	at App State.....	6:00 p.m.
WED. 12	DAVIDSON	6:00 PM
Fri. 14	at UNCW.....	6:00 p.m.
Sat. 15	at UNCW.....	4:00 p.m.
Sun. 16	at UNCW.....	2:00 p.m.
TUE. 18	APP STATE	6:00 PM
FRI. 21	UTSA	6:00 PM
SAT. 22	UTSA	4:00 PM
SUN. 23	UTSA	1:00 PM
TUE. 25	CAMPBELL	6:00 PM
Fri. 28	at Memphis*.....	7:00 p.m.
Sat. 29	at Memphis*.....	3:00 p.m.
Sun. 30	at Memphis*.....	2:00 p.m.

APRIL

TUE. 1	LIBERTY	6:00 PM
FRI. 4	WICHITA STATE*	6:00 PM
SAT. 5	WICHITA STATE*	4:00 PM
SUN. 6	WICHITA STATE*	1:00 PM
Tue. 8	vs. Gardner-Webb*	6:05 PM
Fri. 11	East Carolina* &	6:05 PM
SAT. 12	EAST CAROLINA*	4:00 PM
SUN. 13	EAST CAROLINA*	1:00 PM
Tue. 15	at North Carolina.....	6:00 p.m.
Thu. 17	at South Florida*.....	6:30 p.m.
Fri. 18	at South Florida*.....	6:30 p.m.
Sat. 19	at South Florida*.....	1:00 p.m.
TUE. 22	KENNESAW STATE	6:00 PM
FRI. 25	FLORIDA ATLANTIC*	6:00 PM
SAT. 26	FLORIDA ATLANTIC*	4:00 PM
SUN. 27	FLORIDA ATLANTIC*	1:00 PM
Tue. 29	at Campbell.....	6:00 p.m.

MAY

Fri. 2	at Rice*.....	7:30 p.m.
Sat. 3	at Rice*.....	3:00 p.m.
Sun. 4	at Rice*.....	2:00 p.m.
TUE. 6	HIGH POINT	6:00 PM
FRI. 9	UAB*	6:00 PM
SAT. 10	UAB*	4:00 PM
SUN. 11	UAB*	1:00 PM
TUE. 13	UNC ASHEVILLE	6:00 PM
Thu. 15	at Tulane*.....	7:30 p.m.
Fri. 16	at Tulane*.....	7:30 p.m.
Sat. 17	at Tulane*.....	2:00 p.m.

20-25 American Athletic Conference Championships!

Home Games at Hayes Stadium in **BOLD**

All Times Eastern

* - American Athletic Conference Game

+ - Played at Atrium Health Ballpark (Kannapolis, N.C.)

& - Played at Truist Field (Uptown Charlotte, N.C.)

! - AAC Championships (Clearwater, Fla.)



CHARLOTTE 49ERS
4-3
0-0 AMERICAN

FAYETTEVILLE, ARK.
Baum-Walker Stadium

66° **GAME #8**
Friday, February 28, 2025 • 4:00 PM ET
RHP Szturma (1-0, 8.59) vs RHP Gackle (0-0, 1.69)

64° **GAME #9**
Saturday, March 1, 2025 • 3:00 PM ET
RHP Gillespie (0-2, 5.91) vs LHP Root (1-0, 1.80)

64° **GAME #10**
Sunday, March 2, 2025 • 1:00 PM ET
RHP Kribbs (0-0, 2.70) vs LHP Beidelschies (2-0, 1.17)

COVERAGE
Stream: SEC Network+ (Josh Haley - PxP; Troy Eklund - Analyst)
Radio: Charlotte49ers.com (Joe Templin - PxP)



#4 ARKANSAS RAZORBACKS
7-1
0-0 SEC

SERIES HISTORY

ALL-TIME RECORD: 2-2

Home.....	1-0
Road.....	0-1
Neutral.....	1-1
Conf. Games.....	N/A
Conf. Tournament.....	N/A
NCAA Tournament.....	1-1
Last Meeting.....	March 6, 2019 (L, 2-9)
Last Win.....	March 21, 2018 (6-3)
Last 10 Games.....	2-2
Current Streak.....	ARK 1

WHERE TO FIND IT

(PDF VERSION IS HYPERLINKED - PAGE # RETURNS YOU HERE)

Quick Facts.....	2
Probable Starters.....	2
The Notes.....	3-6
The American Athletic Conference.....	7
The Roster.....	8-9
Head Coach Robert Woodard.....	10-11
The Coaching Staff.....	12-13
Situational Records.....	14
Individual and Team Game Highs.....	15
The Last Time.....	15
Streaks and Such.....	16
Uniform Tracker.....	17
Long Ball Log.....	18
Home Run Spray Chart.....	19
Game-by-Game Starters.....	20-21
Game-by-Game Statistics.....	22-23
Results.....	24
Stat Pack.....	25-30
Player Profiles.....	30-49
#ProNiner Update.....	49
TV Speed Chart.....	50

MEDIA NOTE

When referring to the team, please use "Charlotte 49ers." Niners is also acceptable. For scoreboard reference: Charlotte, CLT, or 49ers are all acceptable.

PLEASE DO NOT USE/SAY: UNC Charlotte or UNCC

HEAD TO HEAD

.226	AVG	.294
.361	OBP	.435
.350	SLG	.506
5.3	R/GM	7.5
7.6	H/GM	9.0
9	2B	20
1	3B	1
6	HR	10
37	RBI	55
39	BB	51
75	SO	56
3.74	ERA	2.28
1.18	WHIP	1.07
65.0	IP	67.0
79	K	71
24	BB	22
.226	oAVG	.214
.989	FLD %	.979

THE FACTS

GENERAL INFORMATION

Location Charlotte, N.C.
 Founded 1946
 Enrollment 31,091
 Nickname 49ers
 Colors Green (PMS 7484) and White
 Conference American Athletic Conference
 Chancellor Dr. Sharon L. Gaber
 Athletic Director Mike Hill
 Executive Associate AD/SWA Ragean Hill

TEAM INFORMATION

2024 Overall Record 24-34 (.414)
 2024 American Athletic Conference Record 12-15 (.444)
 2024 American Athletic Conference Finish 7th
 2024 American Athletic Conference Tournament 1-2
 2024 Postseason N/A
 Position Players Returning/Lost 7/12
 Pitchers Returning/Lost 7/13
 Newcomers 22
 First year of baseball 1979
 Program record 1327-1151-8 (.535)
 American Athletic Conference Record 12-15 (.444)

COACHING STAFF

Head Coach Robert Woodard, 6th season
 Alma Mater North Carolina, 2007
 Record at Charlotte 145-113 (.562)
 Career Record 145-113 (.562)
 Associate Head Coach Toby Bicknell
 Assistant Coach/Hitting Coordinator Phillip Cebuhar
 Director of Player Development Tyler Simmons
 Director of Baseball Performance Eric McKibban
 BSB Performance Asst./Pitching Coord Cameron Hansen
 Athletic Trainer Donna Nimmo

STADIUM INFORMATION

Facility Robert and Mariam Hayes Stadium
 Year Opened 2007
 Capacity 1,135
 Playing Surface Synthetic Turf Infield
 Bermuda Grass Outfield
 Dimensions LF 335, CF 395, RF 315

STRATEGIC COMMUNICATION INFORMATION

Associate AD/Strategic Communications Kyle Neaves
 Asst. Strategic Comms. Dir./BSB Contact Joe Templin
 Office Phone (704) 687-1838
 Cell Phone (231) 250-7542
 Email jtemplin@charlotte.edu

Assoc. Strategic Comms. Dir. Ja'Shawn Steward-Johnson
 Assoc. Strategic Comms. Dir. Luke Zahlman
 Assistant Strategic Comms. Director Reece Helms
 Strategic Comms & Digital Media Asst. Madeline Davis
 Director of Video Services TBD
 Assistant Director of Video Services Darian Phillips

Mailing Address 9201 University City Blvd
 SAC Room 257
 Charlotte, NC 28223

Website www.Charlotte49ers.com

Twitter (X) @CharlotteBSB
 Instagram @charlotte_baseball
 Facebook Facebook.com/charlotte49ersbsb

ACROSS THE DIAMOND

THE SERIES

• Charlotte and Arkansas have met four times heading into this weekend, with the all-time series split right down the middle at two games apiece.

• The two sides met for the first time in the 2011 Tempe Regional, with a 2-3 victory for the 49ers in the first game before the 19th-ranked Razorbacks eliminated Charlotte from the postseason two days later.

• Charlotte hosted Arkansas back in 2018 and picked up a 6-3 win over the then-No. 4-ranked Hogs at The Hayes before falling 9-2 to the No. 10-ranked Razorbacks in Fayetteville the following season.

• The Niners have matched up against a team in the SEC 47 times in program history heading into this weekend's series but haven't played a team from the league in a three-game set since a 2018 visit to Georgia.

• With Arkansas ranked No. 4 in the D1Baseball rankings, this weekend will represent the 25th-27th games against top-five opponents for the Green and White, with Charlotte holding five wins in the first 24 matchups - most recently over No. 3/4 Clemson in the 2023 NCAA Regionals.

THE RAZORBACKS

• Arkansas is ranked as high as No. 4 by D1Baseball in week three of the season and is off to a 7-1 start after a 44-16 campaign last year that saw the team host a regional for the second straight season.

• The Razorbacks were bounced from their own regional in each of the last two seasons after reaching the College World Series in Omaha in 2022 where they lost in the semifinals to eventual champion Ole Miss.

• Arkansas's strength early on this year has been 'doubles' on both sides of the ball. The Hogs have turned 12 double plays to lead the nation and have knocked 20 doubles to sit second in the SEC and 25th in the country.

• Four Razorbacks are batting .300 or better this season, led by Kuhio Aloy at .563 and Brent Iredale at .400. The two are also 1-2 on the team in RBIs, with Iredale edging Aloy by one, 10-9.

• On the mound, all four pitchers that have started a weekend game have a sub-2.60 ERA, led by Landon Beidelschies at 1.17. Friday man Gabe Gaeckle has a 1.69 ERA in a team-high 10.2 innings of work while ECU transfer Zach Root carries a 1.80 mark with 18 strikeouts in 10.0 IP.

PROBABLE STARTERS

CLT

# NAME	R/L	ERA	W-L	GP-GS	IP	H	R	ER	BB	SO	2B	3B	HR	oAVG
40 Mike Szturma	RHP	8.59	1-0	2-2	7.1	12	7	7	2	4	2	0	1	.375
32 Blake Gillespie	RHP	5.91	0-2	2-2	10.2	10	7	7	4	11	1	0	2	.250
35 Andrew Kribbs	RHP	2.70	0-0	2-2	6.2	4	2	2	5	9	1	0	0	.190

ARK


# NAME	R/L	ERA	W-L	GP-GS	IP	H	R	ER	BB	SO	2B	3B	HR	oAVG
20 Gabe Gaeckle	RHP	1.69	0-0	2-2	10.2	6	2	2	5	9	1	0	0	.167
33 Zach Root	LHP	1.80	1-0	2-2	10.0	4	2	2	3	18	0	0	0	.114
35 Landon Beidelschies	LHP	1.17	2-0	2-1	7.2	5	1	1	2	7	1	0	0	.208

LAST TIME OUT

STARTING 9

# NAME	POS.	AVG	R	H	RBI	BB	SO
14 Chandler Riley	2B	.273	2	6	5	7	8
8 Noah Furcht	RF	.269	4	7	4	1	9
22 Cody Gunderson	1B	.304	6	7	5	6	7
18 Dawson Bryce	3B	.357	7	10	2	3	7
9 Logan Poteet	C	.267	4	8	7	2	12
1 Carson Bayne	CF	.185	2	5	11	3	10
11 Connor Maryniak	SS	.125	4	3	2	6	7
13 Caleb Estes	DH	.214	2	3	0	2	3
19 Blake Martin	LF	.000	1	0	0	1	2

DEFENSIVE LINEUP



THE NOTES

LAST TIME OUT

Charlotte welcomed Longwood to Hayes Stadium on Tuesday for the first midweek home game of the season. The Niners exploded for seven runs in the second inning, capped off by a **Logan Poteet** grand slam, to cruise to an 8-1 victory over the Lancers. **Sebastian Perez** made his first collegiate start on the hill before **Ed Wagner, Chase Carson,** and **Adam Stanton** finished the game out, combining to strike out 10 batters while walking only one - the very first batter of the game.

SLAM PO-ETRY

Poteet's grand slam on Tuesday made it 7-0 in the second inning and blew the game wide open. It was his second home run of the season, tying him with **Noah Furcht** and **Carson Bayne** for the team lead, while his four RBIs from the slam are a career-high and the most any Niner has had in a game so far this season.

WHIP IT REAL GOOD

Stanton leads Charlotte with a 0.65 WHIP thanks to four hits and just a single walk allowed in 7.2 innings of work. That puts Stanton atop the American Athletic Conference leaderboards and 58th in the country.

DOUBLE-DIGIT PUNCHIES

The 10 strikeouts for the 49ers pitching staff make it five consecutive games and six out of the seven total played that the Green and White have fanned double-digit batters. CLT has struck out 79 batters this year to tie for the 59th-most in the country and second in the American Athletic Conference. The Niners are also second in the league with a 10.9 K/9 ratio, good for 33rd in the country.

WE LOVE FREE PASSES

Charlotte drew 12 walks at the plate against the Lancers for the most taken in a game this season by the squad and the second-most drawn by a team in The American this year. After only taking 18 bases on balls through the first five games combined, the Green and White have more than doubled that number in the last two games with 21 across the last two outings.

YOU SHALL NOT WALK

On the opposite side, the Niners' pitching staff only issued one free pass to Longwood for the fourth game out of seven this year giving out fewer than five walks - including a no-walk game against Northeastern in the second game of the opening-day doubleheader. CLT averages 3.32 walks allowed per nine innings for second in the conference and 32nd in the country while the team's strikeout-to-walk ratio of 3.29 is 23rd nationally and also second in the AAC.

DYNAMITE DEFENSE

Despite committing an error on Tuesday night against Longwood, the Green and White are still 12th in all of Division I baseball with a .989 fielding percentage thanks to just three miscues on 262 chances. It's the second-best fielding percentage in The American behind UAB's .993 and the Niners are one of only 18 teams to commit three or fewer errors so far this season.

A WEEKEND IN THE SEC

Charlotte's trip to Fayetteville to take on Preseason No. 5-ranked and current No. 4 Arkansas is CLT's first weekend series at an SEC opponent in seven years. The Niners have played an opponent from the SEC 47 times in program history but haven't played an SEC foe in a weekend series since a trip to Athens to face Georgia in February of 2018.

TOP-FIVE SERIES TOO

This weekend's series against the Razorbacks marks just the second time in program history the 49ers are playing a weekend series against a team currently ranked in the top five. The only other time came against then-No. 2-ranked Tulane in 2005 when the Green Wave made the trip to the Queen City for a weekend series in Conference USA action. CLT has played a top-five team 24 times in program history and has five wins in such matchups - most recently defeating No. 3/4 Clemson in the 2023 NCAA Regionals.

LAST WEEKEND SERIES

Charlotte hosted Old Dominion at The Hayes this past weekend and took the first game of the series before falling in the final two. **Noah Furcht, Carson Bayne,** and **Logan Poteet** all left the yard with home runs in the 10-9 Friday win while **Chandler Riley** provided the walk-off win in the 11th inning with a bases-loaded single. **Joseph Taylor** earned the win on the mound in that game after fanning a career-best eight batters in four innings for his first win of the season. The Niners tried to mount a late comeback again on Saturday but came up just short in a 4-2 loss while ODU used a ninth-inning homer to comeback late and take the series 7-6 on Sunday.

PITCHER OF THE WEEK

Taylor combined his outing against the Monarchs with a two-inning, four-strikeout performance to pick up the save against Wofford in the midweek to be named the American Athletic Conference's Pitcher of the Week this week. Taylor is the first Niner to receive a weekly honor from the conference this season after the Niners garnered just one last year when Bayne was named the Hitter of the Week after his game-winning grand slam at East Carolina.

UNBLEMISHED

Taylor has three appearances on the season, with him finishing the game on the mound for the Niners in all three of the Green and White's wins before Tuesday. He hasn't allowed a run yet and holds a WHIP of just 1.11 with three hits and seven walks issued in 9.0 innings. Taylor is one of 79 pitchers in the country and just six in The American yet to allow an earned run with at least one inning pitched per team game played and is tied for the conference lead with his two saves while being one of 60 arms across the country to have multiple saves already. He's also holding opposing batters to a stingy .107 batting average against - the best in the conference.

STRIKEOUT LEADER TOO

Taylor also leads the Niners with 18 strikeouts and an 18.00 K/9 ratio - putting him second in The American in both total strikeouts and K/9, 20th in the country in total strikeouts, and sixth in the nation in K/9.

WALK-OFF WINNER

Riley came through in the clutch in Friday's win with his walk-off single to center field. It was a fly ball that looked like it should be the third and final out of the inning to send the game to the 12th but the ODU center fielder lost the ball in the lights and had it drop behind him for the win. It capped off a six-run comeback from earlier in the game and was Charlotte's first walk-off win since hitting back-to-back-to-back home runs to start the ninth inning to beat Memphis last year.

RPI RANKINGS

2025 OPPONENTS (2024 FINAL RPI)

SCHOOL	RANK
North Carolina	4
Arkansas	6
East Carolina	22
UNCW	38
Northeastern	39
James Madison	46
Wofford	50
App State	72
Old Dominion	75
Tulane	82
Kennesaw State	84
Campbell	85
Wichita State	96
High Point	117
UTSA	118
Liberty	122
CHARLOTTE	142
South Florida	146
Florida Atlantic	161
Rice	163
UAB	183
Memphis	201
Longwood	214
Gardner-Webb	220
UNC Asheville	225
Davidson	229

COMEBACK KIDS

Charlotte's comeback victory over the Monarchs erased a 7-1 deficit the Niners found themselves in during the fourth inning. CLT answered with three runs in the fourth and four in the fifth before tying things up in the seventh after Old Dominion plated two in the sixth. The comeback victory was Charlotte's largest since erasing a 7-0 hole against No. 24 UTSA on April 6, 2023, to win 12-10 in head coach **Robert Woodard's** 100th career coaching victory.

DON'T RUN ON PO

Charlotte catcher **Logan Poteet** was flawless throwing out runners on the basepaths on opening day, going a perfect 4-4 on Northeastern stolen base attempts before adding to it with another one in the series against Old Dominion. With the five caught stealings just seven games into the season, Poteet is already halfway to breaking onto Charlotte's single-season top-10 caught stealings list.

RIBBIE LEADER

Bayne drove in six runs across the three-game series with Old Dominion, extending his team-leading total up to 11 RBIs this year. That is third in the conference and ranks 88th in the country while his average of 1.57 ribbies per game puts him 61st in all of Division I baseball and tops in the AAC.

AWARDS & HONORS

BLAKE GILLESPIE

D1Baseball AAC Top 2025 Draft Prospects (No. 2)
D1Baseball Preseason Top 150 Starting Pitchers (No. 129)
D1Baseball Top 2025 Draft Prospects (No. 165)

CARSON BAYNE

American Athletic Conference All-Preseason Team
D1Baseball AAC Top 2025 Draft Prospects (No. 27)

DAWSON BRYCE

D1Baseball Preseason Top 50 First Basemen (No. 36)
D1Baseball AAC Top 2026 Draft Prospects (No. 2)

ANDREW KRIBBS

D1Baseball Top 50 Impact JUCO Transfer Pitchers (No. 29)
D1Baseball AAC Top 2025 Draft Prospects (No. 27)

JOSEPH TAYLOR

D1Baseball AAC Top 2026 Draft Prospects (No. 5)
American Athletic Conf. Pitcher of the Week (Feb. 24)

CODY GUNDERSON

D1Baseball Top 50 Impact JUCO Transfer Hitters (No. 21)

LOGAN POTEET

D1Baseball AAC Top 2025 Draft Prospects (No. 6)

HUNTER SLOOP

D1Baseball AAC Top 2025 Draft Prospects (No. 9)

CAMERON TURNER

D1Baseball AAC Top Impact Freshmen (No. 30)

CONNOR MARYNIAK

D1Baseball Preseason Top 100 Relief Pitchers (No. 99)

THE CENTENNIAL MATCHUP AGAINST ODU

Last weekend's series with Old Dominion saw the Green and White play a single team for the 100th time when the Monarchs made the trip to the Queen City. The two sides battled 98 times heading into this weekend, which made the middle game the 100th meeting between the two and ODU the only opponent in program history to play Charlotte 100 times. The two sides first met in 1983 as members of the Sun Belt and have played each of the last 10 years (not including the canceled season of 2020) despite not sharing a conference for the past two seasons.

THAT'S QUALITY

Graduate student **Mike Szturma** got the start on opening day and tossed a quality start to open the campaign. He went six innings with only one run allowed on five hits with a single walk issued and four punchouts. The Niners only managed three quality starts a season ago and return the production of all but one as Adam Stanton and Chase Carson both spun one QS a season ago.

OPENING-DAY DUB

Charlotte's win over Northeastern in the first game of the year marked the first season-opening victory for the 49ers since the 2021 campaign with a 12-4 win over Morehead State. The win moves CLT to 27-20 all-time in the first game of the season for a .574 winning percentage.

RAIN, RAIN, GO AWAY

Inclement weather in the Charlotte area forced opening weekend of the 2025 season to move to a doubleheader on Friday and a single game on Saturday - which ended up being postponed to Sunday and eventually canceled due to unplayable conditions from sustained rain on Saturday and early Sunday morning. It marked the first opening-day doubleheader for the Green and White since the 2015 season and the 11th in program history, with CLT holding a 16-6 (.727) record in opening-day twinbills.

BAYNE REPRESENTING

Outfielder **Carson Bayne** was the only Niner named to the 2025 American Athletic Conference Preseason All-Conference Team but he was a unanimous selection after leading the Niners with 121 total bases, 47 RBIs, 13 home runs, and a .565 slugging percentage. In the conference standings, Bayne found himself sitting in the top 10 of The American in slugging (6th), triples (T-5th), home runs (T-8th), and sacrifice flies (T-8th).

TOURNEY TEAMS ON TAP

Eight of Charlotte's 25 opponents on the schedule this year qualified for the 2024 NCAA Tournament, accounting for 18 of the 55 scheduled games in 2025. North Carolina reached the College World Series in Omaha after hosting a Super Regional as the No. 4 seed while Arkansas (No. 5 seed) and East Carolina (No. 16) also earned Regional-hosting privileges. Also qualifying for last year's tournament on the upcoming slate include Wofford (SoCon Champs), James Madison (at-large), UNCW (CAA Champs), Tulane (AAC Champs), and High Point (Big South Champs) - who made their first NCAA Tournament appearance last year under Charlotte alum and three-time All-CUSA shortstop Joey Hammond as head coach.

ALL GREEN EVERYTHING

Charlotte is debuting a handful of new uniform pieces this year, including green pants for the first time ever - allowing for an all-green combination. The Niners also received new white jerseys with the All-In C logo on the front to replace the old white CLT jerseys and new cream tops and bottoms. With three different hat options, six jersey options, and six pants, there are 108 unique uniform combinations the Niners can choose from this season.

LET THERE BE LIGHT

The future is bright at Hayes Stadium with the installation of a brand-new lighting system in the offseason. The new LUMASPORT 16 LED lights replace the original light fixtures from the initial field construction in the 1980s and more than double the brightness on the field in years past. They are the latest in a list of upgrades to The Hayes since the stadium was finished, joining turf installation (2016), the Mims Family Indoor Player Development Center (2018), a turf upgrade and installation of a turf mound for the first time (2022), and a new video board (2023).

A BUSY WEEK IN THE 704

The second week of April will be a busy one for the 49ers as the team will play games at three different stadiums in the area. The week begins on April 8 with a midweek matchup against Gardner-Webb in Kannapolis at Atrium Health Ballpark - representing Charlotte's 30th all-time game in K-Town. The action then shifts to the heart of the Queen City later that week with the Friday game of the series against East Carolina (April 11) played in Uptown at Truist Field before finishing the series with the Pirates out at The Hayes the following two days.

DOUBLE DIP FOR SKIP

Head Coach **Robert Woodard** will take over Pitching Coach duties for the 9 Across The Chest this season after Pitching Coach Michael Oh received a job with the St. Louis Cardinals organization. It will mark the fourth season that Woodard has doubled as the Pitching Coach since taking over as the program's head coach, including each of the team's two regional appearances under his leadership. Oh's departure led to the promotion of former 49er pitcher **Cameron Hansen** from Graduate Assistant to Pitching Coordinator for this season.

THE BEST AT THEIR POSITIONS

Dawson Bryce, Blake Gillespie, and **Connor Maryniak** were recognized by D1Baseball.com as some of the best players at their positions in publication's annual preseason positional rankings. Bryce slotted in as the No. 36 first baseman in the country while Gillespie was tabbed as No. 129 among starting pitchers and the two-way playing Maryniak ranked as No. 99 among relief pitchers.

TOP DRAFT PROSPECTS

Bryce was also listed as the second-best draft prospect for the 2026 MLB Draft in the American Athletic Conference by D1Baseball, joining reliever **Joseph Taylor** (No. 5) among the top 15 players eligible for next year's draft. The Niners had five players listed among the top 40 prospects in the league for this summer's draft, with Bayne (No. 28) joined by newcomers Gillespie (No. 2), **Logan Poteet** (No. 6), **Hunter Sloop** (No. 9), and **Andrew Kribbs** (No. 27). Gillespie was also tabbed as the No. 165 overall D1 prospect in the upcoming MLB Draft.

JUCO IMPACT TRANSFERS

D1Baseball also ranked the top 50 JUCO impact transfers for both hitters and pitchers and the Niners had one of each make the list. Catcher/First Baseman **Cody Gunderson** was named the 21st-best hitting transfer from the JUCO ranks while Kribbs was listed as the 29th-best pitcher to move from a two-year college to the DI level this year.

WELCOME TO THE QUEEN CITY

Gillespie, Poteet, Sloop, Kribbs, and Gunderson headline a group of 22 newcomers to the roster this season, with 12 transfers, eight coming from the JUCO ranks, and two freshmen. Joining the quintet of draft headliners are **Connor Maryniak, Caleb Estes, Chandler Riley, Blake Martin, Ed Wagner, Juan Rivera, Chase Allen, Trip DeVale, Mike Szturma, Ben Craig, Cameron Turner, Sebastian Perez, Logan Ponnnett, Zacarias Salinas, Matt Garcia, and AJ Camp.**

WELCOME BACK CHANDLER!

One of Charlotte's new additions in 2025, **Chandler Riley**, isn't a complete stranger to the 9 Across The Chest after beginning his collegiate career in the Queen City with the Niners in 2021. He then transferred to Gaston CC before ending up at Campbell the last two years before returning back to the 704 to rejoin the Niners. Riley is one of five players across the country to begin at one Division I school, transfer to another, and then return to their original school this season, joining Malachi Lott (Houston), Tristan Moore (New Orleans), Logan Schulfer (Milwaukee), and Mitch Wood (Iowa).

DI III ROYALTY IN THE PROGRAM

Another newcomer to the squad this season had quite the career in the Division III ranks the last three years, culminating in a National Championship and Division III Player of the Year honors. **Connor Maryniak** is a two-way player who spent the last three seasons with Misericordia University in his home state of Pennsylvania. Last year he helped the Cougars win the first national championship in school history by setting program records with 130 total bases, 70 RBIs, and 13 home runs - all while posting an 11-2 record with 76 strikeouts on the mound for the second-most wins and third-most strikeouts in a single season in Misericordia history.

2024 RECAP

Charlotte went 24-34 with a 12-15 mark in American Athletic Conference play last season for a seventh-place finish in the AAC Standings after getting hammered by the MLB Draft, MLB Free Agency, and graduation following the successful 2023 season. The Niners picked up one win in the conference tournament, getting a 9-5 victory over No. 2 seed UTSA in 12 innings on the opening day of the championships for Charlotte's first opening-game win in a conference tournament since 2017. Returning outfielder **Noah Furcht** led the Green and White with a .302 batting average while the team's pitching staff was anchored by seniors Cole Reynolds, AJ Wilson, and Tony Rossi - all three of which are now in professional organizations.

K/9 RECORD

Charlotte's pitching trifecta of Friday starter Reynolds and 1-2 relief combo Wilson and Rossi totaled 238 strikeouts between the three of them to help the Niners post a program-record 10.45 strikeouts per nine innings average - the only season in program history with a K/9 north of 10.0. Wilson also picked up the individual single-season title in the CLT baseball record books, fanning 86 batters in 59.1 innings for a 13.04 K/9 last year.

#PACKTHEHAYES

CHARLOTTE HOME ATTENDANCE IN 2025

DATE	OPPONENT	RESULT	ATTN.	DATE	OPPONENT	RESULT	ATTN.
2/14	Northeastern (DH)	W/L	708	4/4	Wichita State *		
2/21	Old Dominion	W, 10-9 (11)	606	4/5	Wichita State *		
2/22	Old Dominion	L, 2-4	783	4/6	Wichita State *		
2/23	Old Dominion	L, 6-7	705	4/11	East Carolina *G		
2/25	Longwood	W, 8-1	625	4/12	East Carolina *		
3/7	James Madison			4/13	East Carolina *		
3/8	James Madison			4/22	Kennesaw State		
3/9	James Madison			4/25	Florida Atlantic *		
3/12	Davidson			4/26	Florida Atlantic *		
3/18	App State			4/27	Florida Atlantic *		
3/21	UTSA *			5/6	High Point		
3/22	UTSA *			5/9	UAB *		
3/23	UTSA *			5/10	UAB *		
3/25	Campbell			5/11	UAB *		
4/1	Liberty			5/13	UNC Asheville		

* - American Athletic Conference Game

G - Played at Truist Field (Uptown Charlotte, N.C.)

TOTAL HOME ATTENDANCE: 3,427
AVG. HOME ATTENDANCE: 571

TOTAL STRIKEOUTS

As a team, the Niners' entire pitching staff totaled 572 strikeouts to cross the 500 mark for the fourth consecutive season and fifth year overall. The 572 punchouts last year finished as the second-most in a single season in program history, only behind the record-setting mark of 619 from the 2023 campaign.

RACKING THEM UP

Charlotte has been one of the top pitching programs in the country the last four years when it comes to sitting down opposing batters on strikeouts, ranking 21st in the nation in total strikeouts and 24th in K/9 since the start of the 2021 season. When looking just at non-power conference teams, the rankings rise to fifth in total strikeouts (behind East Carolina, Southern Miss, Dallas Baptist, and UConn) and seventh in K/9 over the last four years (behind Penn, Southern Miss, Ball State, DBU, ECU, and UC Santa Barbara).

PERFECT AT FIRST

Wilson wasn't the only 49er etching his way into the record book last season as **Spencer Nolan** tied the program record with a perfect fielding percentage of 1.000. He's just the fifth player in program history to go error-free in at least 150 attempts in a single season and the first since catcher Harris Yett in 2018. Nolan began the year playing center field before switching over to Charlotte's everyday first baseman later in the year.

PRO NINERS

CHARLOTTE PLAYERS IN MLB ORGANIZATIONS

Pos.	NAME	ORGANIZATION
OF	Jake Cunningham	Baltimore Orioles
RHP	Ryan Degges	Philadelphia Phillies
RHP	Donye Evans	Detroit Tigers
OF	Cam Fisher	Houston Astros
INF	Nate Furman	San Francisco Giants
LHP	Spencer Giesting	Arizona Diamondbacks
C	Kaden Hopson	Los Angeles Angels
RHP	Wyatt Hudepohl	New York Mets
LHP	Josh Maciejewski	Milwaukee Brewers
INF	David McCabe	Atlanta Braves
RHP	Bryce McGowan	Colorado Rockies
C	Aaron McKeithan	Pittsburgh Pirates
LHP	Cole Reynolds	Chicago Cubs
RHP	Tony Rossi	New York Yankees
RHP	Hale Sims	Chicago White Sox
RHP	Paxton Thompson	Philadelphia Phillies
LHP	AJ Wilson	Philadelphia Phillies

AVERAGE RPI RANK

The Niners have averaged a year-end RPI rank of 78.8 over the last four seasons, grading out to the second-best average among all teams in the American Athletic Conference and 38.4 spots above league average. That includes a pair of finishes in the top 70 and a record-high finish of 34th during the 2021 season.

THE COMEBACK KIDS

Last year's team also featured a flair for the dramatic, with five wins after trailing in the eighth inning or later in 2024 - the most late-inning comebacks since doing so six times during the 2018 season. One of last season's comebacks was a walk-off win over Memphis that featured back-to-back-to-back home runs to lead-off the ninth inning to tie and win the game. It was the Green and White's first walk-off home run since the 2016 season and the first to be hit by a pinch hitter since 2014.

THE NEWEST #PRONINERS

Charlotte had two players drafted and two signed free agency deals last summer following the 2024 MLB Draft to add to the growing list of Niners in professional baseball. AJ Wilson and Ryan Degges were both drafted by the Philadelphia Phillies in the 12th and 17th rounds, respectively, while Tony Rossi signed with the New York Yankees and Kaden Hopson inked a deal with the Los Angeles Angels. Cole Reynolds did not sign last summer but recently signed as a free agent this winter with the Chicago Cubs.

HEARING YOUR NAME CALLED

Wilson and Degges made it 68 total draft picks in program history when the Phillies selected them last July as part of a larger trend of CLT players making it in pro ball. Charlotte has had 11 players drafted and 16 total reach professional baseball over the last four seasons, tied for the second-most players drafted in a four-year span in program history and the most since 12 were taken from 2007-10.

WELCOME TO THE SHOW

Josh Maciejewski became the eighth #ProNiner to pitch in the major leagues when he made his big league debut for the New York Yankees last April, needing only four pitches to retire the Marlins in order for a perfect ninth inning. Maciejewski pitched in 63 games for the Niners and earned 21 wins before being selected by the Yankees in the 10th round of the 2018 MLB Draft. He now joins Bryan Harvey, Stewart Cole, Chris Haney, Jeff Johnson, Sean Whiteside, Jason Stanford, and John Maine as the eight Niners to reach the top level of professional baseball. Maciejewski elected free agency in the offseason and signed with the Milwaukee Brewers on the night of the 2025 Charlotte Baseball First Pitch Dinner.

PAINTING THE LEAGUE GREEN AND WHITE

Maciejewski's signing with the Brewers bumped Charlotte's total up to 17 former players currently signed with a major league organization - the most Niners that have ever been in the MLB/MiLB in the same season. The previous record was 15 former players during the 1992 professional season, and 14 Niners played in at least one game for an MLB organization last summer. The 17 professional players are spread across 15 different MLB organizations and one Niner, Aaron McKeithan, received a non-roster invite to Spring Training with the Pittsburgh Pirates after the Pirates selected him from the St. Louis Cardinals in the Minor League Rule 5 Draft this winter.

AMERICAN ATHLETIC CONFERENCE FINAL STANDINGS

SCHOOL	AAC	PCT.	OVERALL	PCT.	HOME	AWAY	NEUTRAL	STREAK
Florida Atlantic	---	---	7-1	.875	6-1	1-0	0-0	W1
Tulane	---	---	7-1	.875	5-1	2-0	0-0	W3
UAB	---	---	6-2	.750	4-0	0-0	2-1	L1
UTSA	---	---	7-3	.700	6-0	1-3	0-0	W6
Memphis	---	---	5-3	.625	5-2	0-1	0-0	L1
South Florida	---	---	5-3	.625	3-2	2-1	0-0	W1
CHARLOTTE	---	---	4-3	.571	3-3	1-0	0-0	W1
East Carolina	---	---	3-5	.375	3-2	0-2	0-1	W1
Rice	---	---	2-5	.286	2-2	0-0	0-3	L1
Wichita State	---	---	2-6	.250	0-0	2-6	0-0	L3

PRESEASON POLL RESULTS

Rk.	SCHOOL (FIRST-PLACE VOTES)	POINTS
1.	East Carolina (8)	80
2.	Wichita State (2)	72
3.	Tulane	63
4.	UTSA	55
5.	CHARLOTTE	50
6.	Florida Atlantic	36
7.	South Florida	31
8.	UAB	27
9.	Memphis	21
10.	Rice	15

AMERICAN PLAYERS OF THE WEEK

Feb. 17	Hitter..... Jake Millan, FAU
	Pitcher..... Colin Daniel, UAB
Feb. 24	Hitter..... Logan Braunschweig, UAB
	Pitcher..... JOSEPH TAYLOR, CHARLOTTE
March 3	Hitter
	Pitcher
March 10	Hitter
	Pitcher
March 17	Hitter
	Pitcher
March 24	Hitter
	Pitcher
March 31	Hitter
	Pitcher
April 7	Hitter
	Pitcher
April 14	Hitter
	Pitcher
April 21	Hitter
	Pitcher
April 28	Hitter
	Pitcher
May 5	Hitter
	Pitcher
May 12	Hitter
	Pitcher
May 18	Hitter
	Pitcher

AROUND THE HORN IN THE AMERICAN

CHARLOTTE	vs. Longwood (W) at #4 Arkansas (Fri./Sat./Sun.), No Midweek
EAST CAROLINA	vs. Old Dominion (W) vs. Kent State (Fri.), vs. Indiana State (Sat.), vs. Virginia Tech (Sun.)
FLORIDA ATLANTIC	at UCF (W) vs. Fordham (Fri./Sat./Sun.), at Florida (Wed.)
MEMPHIS	vs. Alabama A&M (W), at Little Rock (L) at LA Tech (Fri./Sat./Sun.), vs. Central Arkansas (Tue.), vs. Little Rock (Wed.)
RICE	vs. Arizona (L) vs. Mississippi State (Fri.), vs. Tennessee (Sat.), vs. Texas A&M (Sun.)
SOUTH FLORIDA	vs. FIU (W) vs. UCF (Fri./Sat./Sun.), at FGCU (Wed.)
TULANE	at Nicholls (W) at Pepperdine (Fri./Sat./Sun.), at Long Beach State (Mon.)
UAB	at Troy (L) vs. North Alabama (Fri./Sat./Sun.), vs. Auburn (Tue.)
UTSA	vs. Houston Christian (W), vs. Oakland (W) vs. Youngstown State (Fri./Sat./Sun.), at Texas A&M (Tue.)
WICHITA STATE	at Chaminade (L) vs. Cal State Fullerton (Fri./Sat./Sun.), at Abeline Christian (Wed.)

AMERICAN ATHLETIC CONFERENCE PRESEASON ALL-CONFERENCE TEAM

P	Colin Daniel*	UAB
P	David Hickson	Rice
P	Luc Fladda	Tulane
RP	Ethan Norby	East Carolina
RP	Jacob Moore	Tulane
C	Mauricio Millan*	Wichita State
1B	Josh Livingston	Wichita State
2B	Jordan Rogers	Wichita State
3B	Gavin Schulz	Tulane
OF	CARSON BAYNE*	CHARLOTTE
OF	Ryley Johnson	East Carolina
OF	Mason Lytle*	UTSA
OF	Jackson Linn	Tulane
DH	Rafael Betancourt	South Florida

* Unanimous selection

AMERICAN PRESEASON PLAYER OF THE YEAR

OF	Mason Lytle	UTSA
----	-------------	------

AMERICAN PRESEASON PITCHER OF THE YEAR

	Colin Daniel	UAB
--	--------------	-----



THE AMERICAN ATHLETIC CONFERENCE IN THE POLLS

(BASEBALL AMERICA / D1 BASEBALL / NCBWA / PERFECT GAME / USA TODAY)

	CLT	ECU	FAU	MEM	RICE	USF	TUL	UAB	UTSA	WSU
Preseason	-/-/-/-	-/-/RV/-/RV	-/-/-/-	-/-/-/-	-/-/-/-	-/-/-/-	-/-/-/-	-/-/-/-	-/-/-/-	-/-/-/-
Week 1 (Feb. 17)	-/-/-/-INP	-/-/-/-INP	-/-/-/-INP	-/-/-/-INP	-/-/-/-INP	-/-/-/-INP	-/-/RV/-/INP	-/-/-/-INP	-/-/-/-INP	-/-/-/-INP
Week 2 (Feb. 24)	-/-/-/-	-/-/-/-	-/-/RV/-/RV	-/-/-/-	-/-/-/-	-/-/-/-	-/-/RV/-/RV	-/-/RV/-/	-/-/-/-	-/-/-/-
Week 3 (March 3)										
Week 4 (March 10)										
Week 5 (March 17)										
Week 6 (March 24)										
Week 7 (March 31)										
Week 8 (April 7)										
Week 9 (April 14)										
Week 10 (April 21)										
Week 11 (April 28)										
Week 12 (May 5)										
Week 13 (May 12)										
Week 14 (May 19)										
Week 15 (May 26)										

NO.	NAME	POS.	HT.	WT	YR.	B/T	HOMETOWN/HIGH SCHOOL (TRANSFER FROM)
1	Carson Bayne	OF	5-11	185	Sr.	R/R	Jacksonville, Fla. / Sandalwood (College of Central Florida)
2	Thad Ector	OF	6-2	215	Sr.	S/R	Tyrone, Ga. / Stars Mills (South Carolina/College of Central Florida)
3	Dante DeFranco	INF	5-10	185	Gr.	R/R	Hillsborough, N.C. / Orange
6	Johnny Sutryk	OF	6-1	215	So.	R/R	Virginia Beach, Va. / IMG Academy
8	Noah Furcht	OF	6-2	215	Sr.	R/R	Esko, Minn. / Esko (Kirkwood CC)
9	Logan Poteet	C	6-2	215	R-So.	R/R	Powell, Tenn. / Powell (Vanderbilt)
11	Connor Maryniak	INF/RHP	6-1	200	Sr.	R/R	Reading, Pa. / Governor Mifflin (Misericordia)
12	Chase Carson	LHP	6-4	210	Sr.	L/L	Topeka, Kan. / Shawnee Heights (State Fair CC)
13	Caleb Estes	INF	6-4	205	Jr.	R/R	Severn, Md. / Archbishop Spalding (Maryland / Gaston CC)
14	Chandler Riley	INF	6-0	185	Gr.	L/R	Concord, N.C. / Cox Mill HS (Gaston CC / Campbell)
17	Wesley Jones	RHP	6-4	225	So.	R/R	Charlotte, N.C. / Charlotte Christian
18	Dawson Bryce	INF	6-3	200	So.	R/R	Taunton, Mass. / Taunton (Merrimack)
19	Blake Martin	OF	6-0	200	Jr.	L/R	Irmo, S.C. / Dutch Fork (Spartanburg Methodist)
20	Ed Wagner	RHP	6-5	220	R-Jr.	R/R	Haymarket, Va. / Highland School (George Washington/State College of Florida)
21	Adam Stanton	RHP	6-3	230	Sr.	R/R	Eagan, Minn. / Eagan (Iowa Western)
22	Cody Gunderson	C/1B	6-4	220	Jr.	R/R	St. Mala, Manitoba, Canada / Institute College St. Pierre (Hutchinson CC)
23	Spencer Nolan	UTL	6-5	190	Jr.	R/R	Wilmington, N.C. / Hoggard
24	Reid Haire	OF	6-0	195	So.	L/L	Hudson, N.C. / Pro 5 Baseball Academy
25	Trey Baker	RHP	6-3	215	R-Sr.	R/R	Roswell, Ga. / Blessed Trinity Catholic (Georgia Highlands)
26	Juan Rivera	INF	5-7	165	Jr.	L/R	Mission, Texas / Sharyland Pioneer (UTRGV/Dodge City CC)
29	Joseph Taylor	RHP	5-11	180	So.	R/R	Apex, N.C. / Pro 5 Baseball Academy
32	Blake Gillespie	RHP	6-2	205	Jr.	S/R	Clermont, Ga. / Medway (Georgia)
34	Tanner Kaler	LHP	6-1	195	So.	L/L	Concord, N.C. / Northwest Cabarrus
35	Andrew Kribbs	RHP	6-0	210	Jr.	R/R	Knoxville, Tenn. / CAK (Cleveland State CC)
37	Chase Allen	RHP	6-6	215	Gr.	R/R	Littleton, Colo. / Regis Jesuit (Michigan)
38	Trip DoVale	RHP	6-1	190	Jr.	R/R	Roswell, Ga. / Roswell (Georgia Highlands)
40	Mike Szturma	RHP	6-3	220	Gr.	R/R	Beacon Falls, Conn. / Woodland Regional (Southern Connecticut State)
41	Joel Sarver	RHP	6-1	210	R-Sr.	R/R	Champaign, Ill. / Champaign Central (NW Florida State)
43	Ben Craig	LHP	6-3	210	Jr.	L/L	Keezletown, Va. / Spotswood (UMBC)
44	Cameron Turner	INF	6-3	215	Fr.	R/R	Richlands, N.C. / P27
45	Sebastian Perez	RHP	6-5	245	Jr.	R/R	Southwest Ranches, Fla. / West Broward (Miami/College of Central Florida)
47	Hunter Sloop	RHP	6-7	235	R-So.	R/R	Mount Pleasant, N.C. / P27 (Tennessee)
50	Logan Ponnett	C/INF	6-0	190	Fr.	R/R	Wilmington, N.C. / Hoggard
53	Zacarias Salinas	C	6-1	210	Sr.	L/R	Canton, Mich. / Salem (Grand Rapids CC/Northern Kentucky)
54	Matt Garcia	LHP	6-2	195	Gr.	L/L	Louisville, Colo. / Monarch (USC Aiken)
55	AJ Camp	LHP	6-1	205	R-Fr.	B/L	Stallings, N.C. / Combine Academy (Wake Forest)

- 33 **Head Coach/Pitching Coach:** Robert Woodard (North Carolina '07), 6th Season
- 10 **Associate Head Coach:** Toby Bicknell (Wingate '02), 6th Season
- 16 **Assistant Coach/Hitting Coordinator:** Phillip Cebuhar (Arkansas - Fort Smith '18), 4th Season
- 42 **Director of Player Development:** Tyler Simmons (Wingate '16), 9th Season
- Director of Baseball Performance:** Eric McKibban (Evansville '16), 5th Season
- 30 **Pitching Coordinator/Baseball Performance Assistant:** Cameron Hansen (Charlotte, '24), 1st Season

CLASS BREAKDOWN

FRESHMAN (3)

AJ Camp (R)
Logan Ponnett
Cameron Turner

SOPHOMORE (8)

Dawson Bryce
Reid Haire
Wesley Jones
Tanner Kaler
Logan Poteet (R)
Hunter Sloop (R)
Johnny Sutryk
Joseph Taylor

JUNIOR (11)

Ben Craig
Caleb Estes
Cody Gunderson
Blake Martin
Sebastian Perez
Ed Wagner (R)

SENIOR (8)

Trey Baker (R)
Carson Bayne
Thad Ector
Noah Furcht
Connor Maryniak
Zacarias Salinas
Joel Sarver (R)
Adam Stanton

GRADUATE (5)

Chase Allen
Dante DeFranco
Matt Garcia
Chandler Riley
Mike Szturma

ALPHABETICAL ROSTER

- 37 Allen, Chase
- 25 Baker, Trey
- 1 Bayne, Carson
- 18 Bryce, Dawson
- 55 Camp, AJ
- 12 Carson, Chase
- 43 Craig, Ben
- 3 DeFranco, Dante
- 38 DoVale, Trip
- 2 Ector, Thad
- 13 Estes, Caleb
- 8 Furcht, Noah
- 54 Garcia, Matt
- 32 Gillespie, Blake
- 22 Gunderson, Cody
- 24 Haire, Reid
- 17 Jones, Wesley
- 34 Kaler, Tanner
- 35 Kribbs, Andrew
- 19 Martin, Blake
- 11 Maryniak, Connor
- 23 Nolan, Spencer
- 45 Perez, Sebastian
- 50 Ponnett, Logan
- 9 Poteet, Logan
- 14 Riley, Chandler
- 26 Rivera, Juan
- 53 Salinas, Zacarias
- 41 Sarver, Joel
- 47 Sloop, Hunter
- 21 Stanton, Adam
- 6 Sutryk, Johnny
- 40 Szturma, Mike
- 29 Taylor, Joseph
- 44 Turner, Cameron
- 20 Wagner, Ed

PRONUNCIATION GUIDE

- 6 Sutryk **S00-trik**
- 8 Furcht **FURCH (like birch)**
- 9 Poteet **poe-TEET**
- 11 Maryniak **MARE-uh-nack**
- 13 Estes **ESS-tiss**
- 20 Wagner **WAG-nurr**
- 22 Gunderson **GUN-dur-sin**
- 24 Haire **HAIR**
- 32 Gillespie **GILL-ess-pee**
- 34 Kaler **KAY-lurr**
- 38 DoVale **doe-VAL**
- 40 Szturma **STIR-muh**
- 41 Sarver **SARR-vurr**
- 50 Ponnett **puh-NET**
- 53 Zacarias Salinas **ZACK-uh-rye-is sah-LEE-nis**
- AC Toby Bicknell **BICK-null**
- AC Philip Cebuhar **SEEB-uh-har**

BY POSITION

RIGHT-HANDED PITCHERS (14)

11	Connor Maryniak..... Sr.
17	Wesley Jones..... So.
20	Ed Wagner..... R-Jr.
21	Adam Stanton..... Sr.
25	Trey Baker..... R-Sr.
29	Joseph Taylor..... So.
32	Blake Gillespie..... Jr.
35	Andrew Kribbs..... Jr.
37	Chase Allen..... Gr.
38	Trip DeVale..... Jr.
40	Mike Szturma..... Gr.
41	Joel Sarver..... R-Sr.
45	Sebastian Perez..... Jr.
47	Hunter Sloop..... R-So.

LEFT-HANDED PITCHERS (5)

12	Chase Carson..... Sr.
34	Tanner Kaler..... So.
43	Ben Craig..... Jr.
54	Matt Garcia..... Gr.
55	AJ Camp..... R-Fr.

CATCHERS (4)

9	Logan Poteet..... R-So.
22	Cody Gunderson..... Jr.
50	Logan Ponnett..... Fr.
53	Zacarias Salinas..... Sr.

INFIELDERS (9)

3	Dante DeFranco..... Gr.
11	Connor Maryniak..... Sr.
13	Caleb Estes..... Jr.
14	Chandler Riley..... Gr.
18	Dawson Bryce..... So.
22	Cody Gunderson..... Jr.
26	Juan Rivera..... Jr.
44	Cameron Turner..... Fr.
50	Logan Ponnett..... Fr.

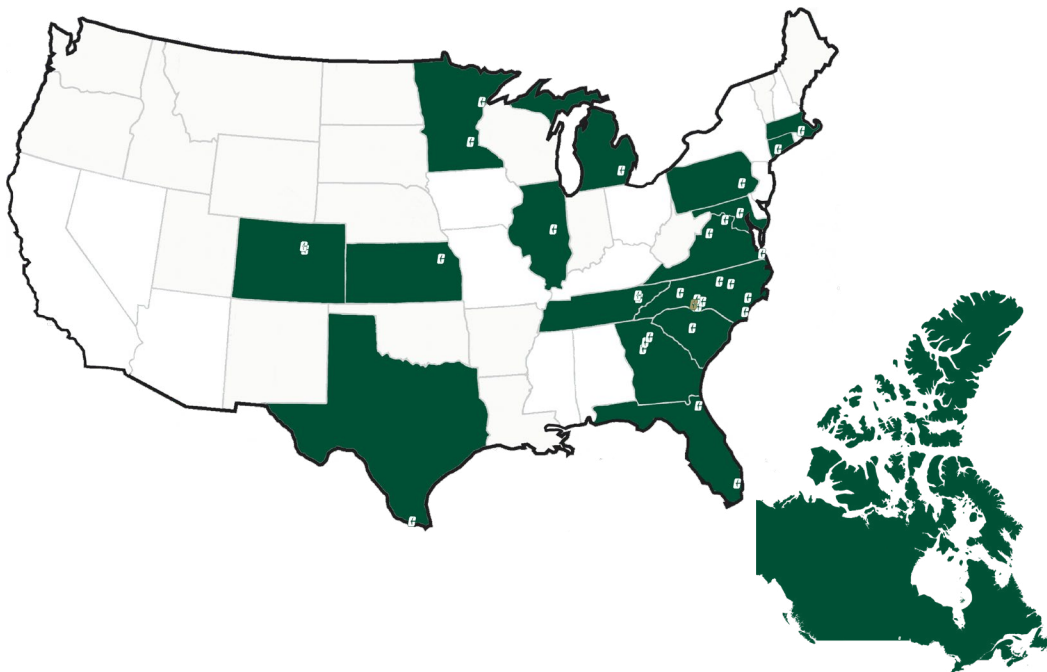
OUTFIELDERS (7)

1	Carson Bayne..... Sr.
2	Thad Ector..... Sr.
6	Johnny Sutryk..... So.
8	Noah Furcht..... Sr.
19	Blake Martin..... Jr.
24	Reid Haire..... So.
32	Ryan Degges..... Jr.

UTILITY (1)

23	Spencer Nolan..... Jr.
----	------------------------

WHERE YA FROM?



COLORADO (2)

Littleton.....	Chase Allen
Louisville.....	Matt Garcia

CONNECTICUT (1)

Beacon Falls.....	Mike Szturma
-------------------	--------------

FLORIDA (2)

Jacksonville.....	Carson Bayne
Southwest Ranches.....	Sebastian Perez

GEORGIA (4)

Clermont.....	Blake Gillespie
Roswell.....	Trey Baker
	Trip DeVale
Tyrone.....	Thad Ector

ILLINOIS (1)

Champaign.....	Joel Sarver
----------------	-------------

KANSAS (1)

Topeka.....	Chase Carson
-------------	--------------

MARYLAND (1)

Severn.....	Caleb Estes
-------------	-------------

MASSACHUSETTS (1)

Taunton.....	Dawson Bryce
--------------	--------------

MICHIGAN (1)

Canton.....	Zacarias Salinas
-------------	------------------

MINNESOTA (2)

Eagan.....	Adam Stanton
Esko.....	Noah Furcht

NORTH CAROLINA (12)

Apex.....	Joseph Taylor
Charlotte.....	Wesley Jones
Concord.....	Tanner Kaler
	Chandler Riley
Hillsborough.....	Dante DeFranco
Hudson.....	Reid Haire
Mount Pleasant.....	Hunter Sloop
Richlands.....	Cameron Turner
Stallings.....	AJ Camp
Wilmington.....	Spencer Nolan
	Logan Ponnett

PENNSYLVANIA (1)

Reading.....	Connor Maryniak
--------------	-----------------

SOUTH CAROLINA (1)

Irmo.....	Blake Martin
-----------	--------------

TENNESSEE (2)

Knoxville.....	Andrew Kribbs
Powell.....	Logan Poteet

TEXAS (1)

Mission.....	Juan Rivera
--------------	-------------

VIRGINIA (3)

Haymarket.....	Ed Wagner
Keezletown.....	Ben Craig
Virginia Beach.....	Johnny Sutryk

CANADA (1)

St. Malo, Manitoba.....	Cody Gunderson
-------------------------	----------------



HEAD COACH ROBERT WOODARD

#33 6TH SEASON • NORTH CAROLINA '07

On July 1, 2019, Robert Woodard returned home to the Queen City as the fifth Head Coach of the Charlotte 49ers Baseball program. He does so coming off of being an assistant coach at his alma mater, North Carolina, for three seasons. Woodard, a Charlotte native, has also served as pitching coach at UNCW and Virginia Tech.

The 2024 Charlotte baseball team posted its fourth consecutive season with 500+ strikeouts as the team's pitching staff collected 572 Ks for the second-most in a single season. Only playing 58 games, that led to a program record for K/9 with an average of 10.45 strikeouts per nine innings - the only season in program history with a 10+ K/9. AJ Wilson was a key to the pitching staff's success as the reliever finished the season with an individual K/9 of 13.04 to top Charlotte's individual single-season list. Spencer Nolan also topped an individual single-season list as well after he finished the year with a perfect fielding percentage in 151 chances, becoming the fifth player in program history to not make an error in at least 150 chances. The 2024 squad also featured late comebacks for the first time since 2021, with the Niners winning four games when trailing after seven innings and two when trailing in the eighth or later, including a go-ahead grand slam from Carson Bayne in the top of the ninth to beat No. 9 East Carolina and three consecutive solo home runs to walk-off Memphis at home. The Niners' win over CLT made it two consecutive seasons with wins over a top-10 team and five such victories in the past two seasons.

In his fourth season donning the 9 Across The Chest, Woodard guided Charlotte to one of its best seasons in program history. The Niners won 36 games to make it three consecutive seasons with 35+ wins and picked up the first Conference USA Tournament Championship in program history. CLT made a Regional for the second time in three years under Woodard and reached the Regional Final for just the second time in program history after eliminating No. 3-ranked Clemson in an elimination game - tied for the highest-ranked opponent the Niners have ever beaten and the first site host CLT has ever taken down in a Regional. Charlotte won seven consecutive elimination games with its back against the wall, rattling off five wins in four days to take home the C-USA Tournament Title after losing the first game and then eliminated Lipscomb and Clemson in the Regional after losing the opener to Tennessee. The Green and White became just the third C-USA school and first since TCU in 2004 to win the tournament championship after losing their first game and having to play their way out of the loser's bracket. Charlotte's 2023 team set a program record with 64 games played and record five shutouts to tie for the sixth-most shutouts in a single season in program history. The Niners hit 103 home runs to cross the century mark for just the second time in program history and drew 356 walks for the second consecutive season with at least 356 free passes taken. Charlotte's pitching staff in 2023 was quite adept at striking the other team out, setting team single-season records for strikeouts (619), strikeouts looking (189), and strikeouts per nine innings (9.96) while also holding opponents the fourth-lowest opponent batting average allowed (.246). Showing how well-rounded the team was, the 2023 squad also set a program record for highest fielding percentage (.979), most putouts (1,678), and fewest passed balls (2), while recording the fourth-fewest errors (47) and turning the 10th-most double plays (43). Also in 2023, Woodard became the fastest coach in program history to win their 100th game leading the Niners after he reached the century mark in game No. 166 in a doubleheader against then-No. 24 UTSA at Hayes Stadium. Cam Fisher received All-America citations in 2023 under Woodard's leadership as well, giving Charlotte All-Americans in three consecutive years for the first time in program history.

Woodard led Charlotte to a 36-22 mark in 2022 and had the Niners ranked No. 23 by Baseball America after taking a series at No. 18 Old Dominion the week before. CLT set multiple program records during the 2022 campaign, including the most walks any Green and White squad has ever drawn with 371 - the fourth-most in all of Division I collegiate baseball that year. Five different Niners took home C-USA Player of the Week Awards for the most Charlotte has won in a single season from the conference, and David McCabe became the first CLT hitter to take home an NCBWA Co-Hitter of the Week award. He won the award after a week that saw him hit six home runs in five games, including three in one game against Marshall to match the individual program record for home runs in a game. The Niners hit eight as a team in that game to set a new program record, with two of them being grand slams off the bat of Cam Fisher - also matching a program record for most RBIs in a single game with eight of them. Charlotte scored a total of 50 runs against the Thundering Herd that weekend, setting a new program record for the most runs scored in a three-game series and in a C-USA series. The 2022 season also saw the Niners hit 10 doubles against Western Illinois to set a new program record and the team took 17 walks at UTSA to match the most free passes in one game. Charlotte defeated Middle Tennessee, 22-0, in the Conference USA Tournament at the end of the year, setting a new conference record for the largest margin of victory in a tournament game. The Niners took home six Conference USA Awards at the end of the season, placing two players on each of the First Team (McCabe and Jack Dragum), Second Team (Fisher and Nate Furman) and Freshman Team (Fisher and Collin Kramer). Two Niners earned national honors after the season as well, with McCabe taking home NCBWA All-America Third Team honors and ABCA/Rawlings All-Region Second Team honors, and Cam Fisher earning Collegiate Baseball and Baseball America Second Team Freshman All-America citations - Charlotte's fifth player to earn Freshman All-America honors during Woodard's tenure.

WOODARD'S COACHING RECORD

Year	Team	GC	W	L	Pct.	Conference	GC	W	L	Pct.	Finish
2020	Charlotte	17	9	8	.529	Conference USA	-	-	-	-	-
2021	Charlotte	61	40	21	.656	Conference USA	32	24	8	.750	1st
2022	Charlotte	58	36	22	.621	Conference USA	30	17	13	.567	7th
2023	Charlotte	64	36	28	.562	Conference USA	29	17	12	.586	3rd
2024	Charlotte	58	24	34	.414	American	27	12	15	.444	-
2025	Charlotte	7	4	3	.571	American	-	-	-	-	-
Totals	Charlotte Career	265	149	116	.562	American	27	12	15	.444	
		265	149	116	.562	Conference USA	88	55	33	.625	



Woodard holds the trophy after Charlotte's 2023 CUSA Tournament Title

In his first full season of 2021, Woodard guided the 49ers to a 40-win season, Conference USA Regular Season Championship and berth back into NCAA Postseason play for the first time since the 2011 season. The new year opened up with sweeps over Morehead State and William & Mary before a signature win over #14 Tennessee via 9-0 shutout that included dominance on the mound and a string of back-to-back-to-back homers. Starting March 20th in a 2-1, 10-inning win over Rhode Island in Uptown, the 49ers would not put together a losing streak of three the rest of the year. After the series win over Rhode Island, the Niners opened up the brand new Atrium Health Ballpark in downtown Kannapolis with a 15-5 rout of in-state rival App State. Next came Conference USA play featuring four-game weekends for a 32-game slate. Charlotte opened by taking three-of-four at WKU before sweeping both Florida Atlantic and FIU to open up 11-1 in league play. After series wins over UTSA and #20 Old Dominion, the Niners returned to Chapel Hill and delivered a 4-1, 10-inning win in Woodard's return. The 49ers clinched the league's east division title with a series-opening 9-6 win at Rice on May 21st before clinch the out-right regular season title the next evening with a come-from-behind 6-4 win in game two of the DH. The first postseason berth sent the Niners to the NCAA Greenville Regional where they immediately picked up a 13-10 win over Maryland in their return to June baseball on June 4th. Woodard, who took home C-USA's Keith LeClair Coach of the Year honors, also guided the Niners to 10 other postseason awards from the league starting with All-American Austin Knight winning the league's Player of the Year, Newcomer of the Year and All-Conference First Team honors. Bryce McGowan and Christian Lothes joined Knight on the first team while Will Butcher and Aaron McKeithan took home Second Team honors. Knight went on to become a First Team All-American selection by Collegiate Baseball and became a semifinalist in both the Golden Spikes Award and Dick Howser Trophy honors. Butcher and Lothes eventually took home Freshman All-American by Collegiate Baseball as well. Charlotte's 130 doubles on the year led the country up until the Super Regionals while appearing in the top-10 of hits and batting average throughout the year. On the pitching side, the staff strikeout total of 557 and 18 saves both set new school records during the record-setting season. The 49ers also tied a school-record with an 11-game win streak during the year and we're ranked in the top-25 for the final 30 games of the regular season getting as high as #15 which also set a new school record for highest-ever ranking for the program.

In the shortened 2020 season, Woodard picked up his first victory with the Niners in dramatic fashion with a 5-4, 11-inning victory over VCU on February 15th. The first year skipper led the 49ers to nine wins in the 17-game season (shortened due to the COVID-19 Pandemic) that included a seven-game home win streak with a four-game sweep over UMBC and three-game sweep vs. St. John's. Dominic Pilolli and David McCabe became Freshman All-Americans by Collegiate Baseball in Woodard's inaugural season, the first 49er recipients since 2017. Woodard immediately set up new fan-friendly events off the field in his first season, which included a homecoming golf tournament, bringing back the fall world series and introducing the inaugural First Pitch Dinner. Introducing new, modern technology and training with the team was also a priority as the 49ers partnered with P3 out of St. Louis for superior baseball training based on each student-athlete's unique needs. Woodard also introduced Rapsodo and Blast Motion, both data-driven sports technology, for additional team improvements off the field.

Woodard began his coaching career with Carolina prior to the 2010 postseason. He then spent two full seasons as an assistant, during which the Tar Heels went 97-32 and advanced to the 2011 College World Series. Woodard's first stint as a full-time pitching coach came in 2013 at UNCW. The Seahawks finished the 2013 campaign 38-23 and 18-8 in the Colonial Athletic Association, advancing to the NCAA Charlottesville Regional. During the 2013 season, Seahawk pitchers posted a staff ERA of 3.95. Three UNCW hurlers earned all-conference honors, including CAA Pitcher of the Year Mat Batts. His recruiting efforts at UNCW helped set the stage for the Seahawks to make back-to-back regional appearances in 2015 and 2016. Following his one season in Wilmington, Woodard spent three seasons as the pitching coach at Virginia Tech before returning to UNC in 2016. He was promoted during his second year with the Hokies, rising to the top assistant position as well as being named recruiting coordinator. While in Blacksburg, Woodard mentored MLB Draft selections Brad Markey, Sean Keselica, Aaron McGarity and Packy Naughton. In the summer of 2016, Woodard was selected to be the roving pitching coordinator for the USA Baseball 18U National Team. While in that role, Woodard was responsible for evaluating each pitcher that participated in the Tournament of the Stars event and assisting in the selection of the pitching staff to participate in the National Team trials. The 18U National Team went on to win the gold medal at the Pan American Championships in Mexico. Woodard was also part of the USA Baseball 18U National Team Development Program in Chicago, Illinois.

After working with USA Baseball in 2016, Woodard was hired as the pitching coach of his alma mater. Woodard's return to Chapel Hill was a successful one as the Tar Heels finished 49-14 and won the ACC Coastal Division title outright. The team also established a new school record with 23 conference wins, and in doing so, won all 10 of their ACC regular season conference series. J.B. Bukauskas was named ACC Pitcher of the Year and was joined as a first-team All-American by redshirt freshman closer Josh Hiatt. Hiatt and fellow freshman Gianluca Dalatri were both consensus freshman All-Americans. Bukauskas, who went 9-1 with a 2.53 ERA and 116 strikeouts in 92.2 innings as a junior, was selected No. 15 overall by the Houston Astros in the 2017 MLB Draft. Following the 2017 season, while still recruiting for the Tar Heels, Woodard was a pitching coach for one of the four USA Baseball 18U teams assembled at the Tournament of Stars to compete for the opportunity to make the USA Baseball 18U National Team in the fall of 2017. Woodard and the Tar Heel pitching staff had another successful campaign during the 2018 season as they helped lead Carolina back to the College World Series with a 44-20 overall record. Winning its second consecutive ACC Coastal Championship and earning the No. 6 overall national seed, Carolina set a program record with 10 players selected in the 2018 MLB Draft, with six of those players being pitchers. In Woodard's final season as the Tar Heels pitching coach, the team finished with a 46-19 overall record (17-13 ACC). At the backend of the year, the Tar Heels rolled through the ACC Championship going 4-0 on the week to win the title, 9-1 over Georgia Tech. Upon doing so, the Tar Heels hosted the NCAA Tournament in Chapel Hill, both in the Regionals and Super Regionals. The 2019 MLB Draft saw five Tar Heel pitchers names called.

As a player, Woodard attended UNC after a standout prep career at Myers Park High School in Charlotte. He was part of a #1 nationally ranked recruiting class that featured future first round selections Andrew Miller, and Daniel Bard. Over four seasons in Chapel Hill, Woodard helped transform the UNC program into one of the most successful in all of college baseball. From 2004 to 2007, the Tar Heels won 195 games and advanced to back-to-back College World Series Finals in 2006 and 2007. Woodard was drafted in the 46th round of the 2006 MLB Draft by St. Louis but opted to return to school after his junior year. That decision paid off as Woodard went 11-2 as a senior and improved his stock by 26 rounds, going in the 20th round to San Diego. He finished 34-5 in his college career with a perfect 22-0 home record at Boshamer Stadium. He also left Carolina ranking among the top 10 in Atlantic Coast Conference history in victories and innings pitched. For his college career, he finished as the UNC all-time winningest pitcher in program history, while also posting a career record of 34-5 over four seasons as a Tar Heel. Woodard was a three-time All-ACC performer and the 2006-07 recipient of the Patterson Medal, Carolina's highest athletic honor. He spent parts of three seasons in the Padres organization, rising to AAA Portland on two occasions and pitching with the MLB club in exhibition games in San Diego and Anaheim before retiring from professional baseball in 2010, to begin his coaching career.

WOODARD'S RANKS IN CHARLOTTE HISTORY (ENTERING 2025)

WINNING PERCENTAGE



.562

WINS PER SEASON



29.0

ALL-AMERICANS COACHED



3

WINS



145

GAMES COACHED



258



TOBY BICKNELL
#10 ASSOCIATE HEAD COACH • RECRUITING COORDINATOR
 SIXTH SEASON • WINGATE '02

Coach Toby Bicknell, Driveline Hitting Certified, enters his sixth season with the 49ers in 2025. Known for a tireless work ethic and passion for the game, Bicknell brings a wealth of experience with over 20 years of coaching that began in the Charlotte region.

Bicknell is the lead recruiter for the 49ers baseball teams and has been one of the best recruiters in the country, bringing in the No. 21-ranked transfer class of 2023 according to D1Baseball. That included the 39th-ranked JUCO transfer of 2023 in Brandon Stahlman and the No. 51-ranked Impact Transfer in Donye Evans. Ahead of the 2025 season, Bicknell was able to get the No. 29th-ranked JUCO pitcher, Andrew Kribbs, and the 21st-ranked JUCO bat, Cody Gunderson, to commit to the 9 Across The Chest.

Bicknell has guided the 49ers to a pair of Conference USA Championships and NCAA Regional appearances, including making an appearance in the Clemson Regional Final in 2023 - just the second regional final appearance in program history. Charlotte has taken down multiple top-10 teams with Bicknell on the staff, including wins over No. 3 Clemson in 2023 to eliminate the Tigers from their home regional, No. 4 South Carolina in Uptown and then again against USC in Columbia when the Gamecocks were ranked No. 9, No. 7 Coastal Carolina on the road, and No. 9 East Carolina at ECU in Charlotte's first season in the American Athletic Conference in 2024. He helped lead CLT to its first NCAA Regional appearance

in 10 years with an at-large berth in 2021 after a season-ending RPI ranking of 34th - the highest finish in program history.

He is also responsible for Charlotte's defensive positioning and has led some of the best defenses in program history. In the past four seasons, Charlotte's fielding percentage has ranked first (2023), fourth (2022), fifth (2021), and seventh (2024) and the team has committed the fourth (2023), fifth (2022), sixth (2021), and seventh (2024) fewest errors in a single season under his tutelage. Other benchmarks set in Bicknell's time in the Queen City include the second-most home runs in a single season (103 in 2023), the most strikeouts in a single season (619 in 2023), the best K/9 in program history (10.45 in 2024) and the most games played in one year in program history (64 in 2023).

Before the 2023 and 2024 seasons, Bicknell was named one of the 'Top 75 Assistant Coaches Athletic Directors Should Know when Looking for a Head Coach' by D1Baseball, showing how much respect he has throughout the collegiate baseball ranks.

Beginning in August 2016, Bicknell was the Texas Scouting Director for Prep Baseball Report, spearheading grass-roots state-wide scouting efforts. In a very short time, PBR Texas became the most trusted resource for amateur baseball scouting in the state. Before moving to Texas, Bicknell spent the 2016 season at the University of Kentucky as the recruiting coordinator for Head Coach Gary Henderson. Before Kentucky, Bicknell spent five seasons at The United States Air Force Academy. Three of Air Force's recruiting classes were ranked in the Top-100, coming in at No. 70 in 2013, No. 45 in 2015, and No. 56 in 2016. Prior to the Air Force Academy, Bicknell spent two seasons at Davidson where the 2009 team improved in eight offensive categories including home runs (30 to 66), doubles (89 to 122), runs (272 to 313), RBI (252 to 283), total bases (647 to 827), slugging (.375 to .468), on-base percentage and stolen bases (45 to 56). Davidson had five starters that batted over .300, three with double-digit home runs and four starters with double-digit doubles. Prior to Davidson, Bicknell was the volunteer assistant coach at Clemson, where he worked primarily with infielders and hitters along with coordinating summer camps. The Tigers compiled a 70-51-1 record during those two seasons and advanced to the NCAA Super Regional in 2007. Prior to Clemson, Bicknell spent two years as an assistant coach at UNC-Pembroke. The Braves posted a record of 63-47 in those two years, received a national ranking as high as seventh and posted back-to-back 30-win seasons for the first time in program history, while tying the school record for wins at 32. The 2006 team posted school records in seven offensive categories while having six of its starters hit .315 or better.

Bicknell has a combined 22 years of coaching, scouting, and recruiting experience from just about every level of baseball. He spent seven years coaching high school and travel baseball in the Charlotte area before moving to the collegiate level in the fall of 2004. In 2002, Bicknell started at third base for Wingate University. He earned a BA from Wingate in 2002, and an MA from UNC-Pembroke in 2006. Bicknell, a Charlotte native, graduated from Charlotte Christian School in 1997 where he lettered in both Football and Baseball.



PHILLIP CEBUHAR
#16 ASSISTANT COACH • HITTING COORDINATOR
 FOURTH SEASON • ARKANSAS-FORT SMITH '19

Phillip Cebuhar is in his fourth season at Charlotte in 2025 as the team's hitting coach. Cebuhar came to the Queen City after spending three seasons as a graduate assistant with the top-ranked Arkansas Razorbacks, where he assisted with offensive and hitting operations, worked with advanced scouting and data/analytics, field duties, and other day-to-day operations.

Cebuhar's approach to hitting has helped the Niners improve their power totals across the board, hitting 65 home runs in the 2024 season for the eighth-most in a single campaign in program history. Those home runs included a go-ahead grand slam by Carson Bayne in the ninth inning at No. 9 East Carolina to beat the Pirates and three consecutive solo home runs in the bottom of the ninth to walk-off Memphis - two of Charlotte's four wins in 2024 when trailing in the seventh inning or later. Cebuhar's tutelage helped catcher Kaden Hopson sign with the Los Angeles Angels as a free agent after the draft, making it five batters to reach the professional ranks since he arrived in the Queen City.

Cebuhar built on a successful first season in the Queen City in 2022 and improved the team's power numbers even more in 2023. The team hit 103 home runs in 2023, the second-most in a single season and just the second time the Niners have crossed the century mark. CLT drew the second-most walks in a single season after the record-setting year his first season with the team and took the seventh-most total bases and 10th-most RBIs. The season culminated in the first-ever Conference USA Tournament Championship and a berth in the NCAA Regionals, where CLT knocked out host and No. 4 National Seed Clemson.

Cam Fisher had one of the best individual seasons in program history in 2023 under Cebuhar, setting a record with 30 home runs on the season and leading the country in the category heading into Regionals. He also tied the program record for most walks in a season and ended with the second-highest slugging percentage, third-most total bases, fifth-highest on base percentage, and eighth-most RBIs. In two years hitting under Cebuhar, Fisher tied the program record for career home runs and has the second-highest career slugging percentage and fourth-best OBP in CLT baseball history.

In his first season with the Niners, Cebuhar helped Charlotte have one of its best offensive seasons in program history. The Green and White set a record for the most walks in program history with 371, which was the most in the country heading into Regionals. The 49ers had multiple offensive categories rank in the top-five for a single season in 2022, including 489 runs (third-most), 99 home runs (then second-most), 455 RBIs (third-most), .469 SLG% (fourth-highest), 66 HBP (third-most), .415 OBP (fourth-highest), and a +181 run differential (tied for third-best). Charlotte also hit 10 grand slams this season, which is believed to be a program record.

CLT also set the program record for most home runs in a game with eight at Marshall and scored a total of 50 runs in the three-game series with the Thundering Herd - setting a program record for most runs scored in a three-game series and Conference USA series. Charlotte hit a program-record 10 doubles earlier in the season in one game against Western Illinois and matched the program benchmark by drawing 17 bases on balls in a single game against UTSA. In the Conference Tournament, the Niners set a C-USA record for the largest margin of victory in a tournament game with a 22-0 victory over Middle Tennessee.



TYLER SIMMONS

#42 DIRECTOR OF PLAYER DEVELOPMENT • CATCHING COORDINATOR • DIRECTOR OF ON-CAMPUS RECRUITING
NINTH SEASON • WINGATE '16

Tyler Simmons is in his ninth season with the 49ers in 2025. Working primarily with Charlotte's catchers, Simmons has helped produce one of the most prolific defensive catchers the team has ever had in Kaden Hopson. Hopson calls all the pitches during the game and helped CLT set program records in 2023 for the best fielding percentage (.979), most putouts (1,678), and fewest passed balls (2). Hopson recorded the most putouts any single player has had in one season with 592 in 2023 and posted a .9968 fielding percentage for the seventh-best individual FLD% in a single season in program history. Under Simmons' guidance in his three years at Charlotte, Hopson leaves with the second-best career fielding percentage (.995), fourth-most putouts (1,405), and the fifth-most runners caught stealing (23). Simmons' tutelage paid off after the 2024 season when Hopson signed a free-agent deal with the Los Angeles Angels, joining Harris Yett and Aaron McKeithan as catchers to join the professional ranks after working with Simmons at Charlotte.

In 2020, Simmons assisted in bringing modern technology to the Niners with the additions of P3 out of St. Louis, Rapsodo and Blast Motion. Simmons was a featured speaker at the 2020 ABCA Convention demonstrating how the 49ers use Rapsodo and Blast Motion hitting in today's tech world. The 49ers used those new forms of technology, including the implementation of high speed cameras, to improve in all facets both on and off the field. Simmons also became Driveline Hitting Certified in 2020.

From 2017-2019, Simmons served as the Volunteer Assistant and Catching Coordinator with the 49ers. In 2018, catcher Harris Yett was named a semifinalist for the prestigious Johnny Bench award for the nation's top catchers and again in 2019. Yett went on to be drafted by the Baltimore Orioles in the 32nd round of the 2019 MLB Draft. Along with Yett, Simmons has helped six Niners go onto to play at the next level.

Simmons has a plethora of responsibility with the team assisting in the implementation of technology into the program and work closely with the team's data and analytics staff. In addition to overseeing the team's development, Simmons also oversees the day-to-day operations of the program, equipment, travel and nutrition.

Simmons spent his playing career at Wingate University from 2011-2016. Simmons helped lead the Bulldogs to one South Atlantic Conference regular season championship and NCAA Regional berth in 2014 and a SAC tournament championship in 2015. During his time at Wingate, Simmons started behind the plate, DH and at first base.

Simmons received his Bachelor of Science from Wingate in the fall 2015 and went on to receive his Masters of Art in Sport Management in the summer of 2017. Simmons, a Charlotte native, graduated from Charlotte Christian High School in 2011 where he met his wife Celeste. Together they have one son, John Tyler (JT), born November 2021.



ERIC MCKIBBAN

DIRECTOR OF BASEBALL PERFORMANCE
FIFTH SEASON • EVANSVILLE '16

Eric McKibban is in his fourth season in Charlotte after joining the 49ers as the Director of Baseball Performance in February 2021. McKibban previously served as the Director of Strength & Conditioning at Premier Pitching. He began working with Premier Pitching in the winter of 2018 as an intern while finishing his degree at UCF and was promoted to a full-time role after graduation in May of 2019.

Working with both the baseball and softball programs at Charlotte, in 2023 the Niners were one of just 13 schools to have both their baseball and softball programs reach the Regional Finals in their respective sports and were the only non-Autonomy Five school to accomplish the feat. In four seasons working with Charlotte's baseball program, 11 players have been drafted and a total of 16 have joined a major league organization.

McKibban is certified through the National Strength and Conditioning Association as a Certified Strength & Conditioning Specialist (CSCS) and the National Sports Performance Association as a Certified Speed & Agility Coach (CSAC).

A native of Indianapolis, Indiana, McKibban played baseball at the University of Evansville from 2012-2016. He received his bachelor's degree in Exercise Science from the University of Evansville and went on to receive his master's degree in Kinesiology from the University of Central Florida from 2017-2019.



CAMERON HANSEN

#30 PITCHING COORDINATOR • BASEBALL PERFORMANCE ASSISTANT
NINTH SEASON • WINGATE '16

Cameron Hansen joined the Charlotte baseball coaching staff in the fall of 2024 after spending the last three seasons as a pitcher for the Niners.

Beginning as a Graduate Assistant, Hansen was elevated to the team's Pitching Coordinator and Baseball Performance Assistant ahead of the 2025 season. Hansen will be in charge of the day-to-day routines of the 49ers' pitching staff while also assisting Director of Baseball Performance, Eric McKibban, in all aspects of the team's strength and performance training.

He made 50 appearances with 28 starts for the Green and White and won seven games while striking out 145 batters in 148.2 innings of work. A two-time College Sports Communicators Academic All-District Team selection, Hansen nearly had the second no-hitter in program history in 2023 when he took one into the ninth inning against UAB before ultimately giving up the first hit of the game with one out in the ninth.

Hansen received an undergraduate degree in Exercise Science from Charlotte and is pursuing a master's degree in Kinesiology.

SITUATIONAL RECORDS



	OVERALL	AMERICAN		OVERALL	AMERICAN
Overall	4-3	---	Leading After Six	3-1	---
Home	3-3	---	Leading After Seven	3-1	---
Road	1-0	---	Leading After Eight	3-1	---
Neutral	---	---	Trailing After Six	1-2	---
vs. Ranked Opp.	---	---	Trailing After Seven	0-2	---
Day Games	2-3	---	Trailing After Eight	0-2	---
Night Games	2-0	---	Tied After Six	---	---
vs Lefty Starter	2-3	---	Tied After Seven	1-0	---
vs Righty Starter	2-0	---	Tied After Eight	1-0	---
Scoring first	1-0	---	In Extra Innings	1-0	---
Opponent scores first	3-3	---	In Doubleheaders	1-1	---
Scoring in 1st Inning	---	---	In Game One of DH	1-0	---
Opponent Scores in 1st Inning	0-2	---	In Game Two of DH	0-1	---
Scoring 0-2 runs	0-2	---	On Mondays	---	---
Scoring 3-5 runs	1-0	---	On Tuesdays	2-0	---
Scoring 6-9 runs	2-1	---	On Wednesdays	---	---
Scoring 10-plus runs	1-0	---	On Thursdays	---	---
Opponent scores 0-2 runs	3-0	---	On Fridays	2-1	---
Opponent scores 3-5 runs	0-2	---	On Saturdays	0-1	---
Opponent scores 6-9 runs	1-1	---	On Sundays	0-1	---
Opponent scores 10-plus runs	---	---	In February	4-3	---
One run games	1-1	---	In March	---	---
Two run games	1-2	---	In April	---	---
Three-five run games	1-0	---	In May	---	---
Six-plus run games	1-0	---	In June	---	---
Double-Digit Hits	1-0	---	On Grass/Dirt	1-0	---
Out-Hit Opponent	3-1	---	On Turf	---	---
Opponent Double-Digit Hits	1-0	---	On Turf Infield/Grass Outfield	3-3	---
Out-Hit By Opponent	1-2	---	In First-Base Dugout	4-3	---
Hits Are Tied	---	---	In Third-Base Dugout	---	---
Zero Home Runs	0-3	---	vs RPI 1-25	---	---
One Home Run	3-0	---	vs. RPI 26-50	2-1	---
Multiple Home Runs	1-0	---	vs. RPI 51-100	1-2	---
Opponent Zero Home Runs	2-0	---	vs. RPI 101-150	---	---
Opponent One Home Run	2-2	---	vs. RPI 151-200	---	---
Opponent Multiple Home Runs	0-1	---	vs. RPI 201-250	---	---
Zero Errors	2-2	---	vs. RPI 250+	1-0	---
One Error	2-1	---	2024 Regional Teams	1-0	---
Multiple Errors	---	---	2024 Super Regional Teams	---	---
Opponent Zero Errors	2-1	---	vs. ACC	---	---
Opponent One Error	1-2	---	vs. ASUN	---	---
Opponent Multiple Errors	1-0	---	vs. A-10	---	---
Starter Goes Six	1-0	---	vs. Big South	1-0	---
Starter Goes Seven	---	---	vs. CAA	1-1	---
Starter Goes Eight	---	---	vs. Conference USA	---	---
Complete Games	---	---	vs. SEC	---	---
Quality Starts	1-0	---	vs. SoCon	1-0	---
Opp. Starter Goes Six	0-1	---	vs. Sun Belt	1-2	---
Opp. Starter Goes Seven	0-1	---	Games Broadcast on ESPN+	4-2	---
Opp. Starter Goes Eight	0-1	---	Radio Broadcast Only	0-1	---
Opp. Complete Games	---	---			
Opp. Quality Starts	0-1	---			
CLT Throws Double-Digit Strikeouts	4-2	---			
CLT Issues Eight Walks	---	---			
CLT Issues Nine Walks	---	---			
CLT Issues 10-Plus Walks	---	---			
Opp. Throws Double-Digit Strikeouts	1-3	---			
Opponent Issues Eight Walks	1-1	---			
Opponent Issues Nine Walks	1-1	---			
Opponent Issues 10-Plus Walks	1-0	---			

GAME HIGHS AND THE LAST TIME...



INDIVIDUAL HIGHS, MOST RECENT IN CASE OF TIE

BATTING

AB - Gunderson, Bryce, Poteet, & Furcht.....6 vs. Old Dominion (Feb.21)
R - Logan Poteet.....2 vs. Longwood (Feb. 25)
H - Logan Poteet & Noah Furcht.....3 vs. Old Dominion (Feb.21)
RBI - Logan Poteet.....4 vs. Longwood (Feb. 25)
2B - Cody Gunderson.....1 vs. Old Dominion (Feb. 23)
3B - Cody Gunderson.....1 vs. Northeastern, G1 (Feb. 14)
HR - Logan Poteet.....1 vs. Longwood (Feb. 25)
BB - Cody Gunderson.....3 vs. Longwood (Feb. 25)
SB - Dawson Bryce.....1 vs. Old Dominion (Feb. 23)

PITCHING

IP - Mike Szturma.....6.0 vs. Northeastern, G1 (Feb. 14)
H - Mike Szturma.....7 vs. Old Dominion (Feb.21)
R - Mike Szturma.....6 vs. Old Dominion (Feb.21)
ER - Mike Szturma.....6 vs. Old Dominion (Feb.21)
BB - Blake Gillespie.....4 vs. Old Dominion (Feb. 22)
SO - Andrew Kribbs.....8 vs. Old Dominion (Feb. 23)

FIELDING

PO - Logan Poteet.....12 vs. Old Dominion (Feb. 23)
A - Connor Maryniak.....6 vs. Old Dominion (Feb.21)

TEAM HIGHS

AT BATS:.....43 vs. Old Dominion (Feb.21)
RUNS SCORED:.....10 vs. Old Dominion (Feb.21)
HITS:.....12 vs. Old Dominion (Feb.21)
RBI:.....10 vs. Old Dominion (Feb.21)
DOUBLES:.....3 vs. Northeastern, G2 (Feb. 14)
TRIPLES:.....1 vs. Northeastern, G1 (Feb. 14)
HOME RUNS:.....3 vs. Old Dominion (Feb.21)
RUNNERS LEFT ON BASE:.....13 vs. Longwood (Feb. 25)
BASES ON BALLS:.....12 vs. Longwood (Feb. 25)
STRIKEOUTS (BATTING):.....15 vs. Old Dominion (Feb. 22)
STOLEN BASES:.....1, 3x, last vs. Old Dominion (Feb. 23)
HIT BY PITCH:.....4 vs. Old Dominion (Feb. 23)
STRIKEOUTS (PITCHING):.....15 vs. Old Dominion (Feb. 23)
WILD PITCHES:.....N/A
DOUBLE PLAYS TURNED:.....1, 4x, last vs. Old Dominion (Feb.21)
ASSISTS:.....14 vs. Old Dominion (Feb.21)
ERRORS:.....1, 3x, last vs. Longwood (Feb. 25)

THE LAST TIME...

A CHARLOTTE TEAM

Beat a ranked opponent.....April 14, 2024 at #9 East Carolina, 8-7
 Won on a walk-off.....Feb. 21, 2025; 10-9 vs. Old Dominion
 Lost on a walk-off.....March 23, 2024; 6-5 at Florida Atlantic, G2, 10 Inn.
 Won in extra innings.....Feb. 21, 2025; 10-9 vs. Old Dominion (11)
 Lost in extra innings.....May 17, 2024; 10-8 vs. Tulane (10)
 Weekend series sweep.....April 19-20, 2024 vs. Memphis (6-4, 12-11, 5-4)
 Was swept in a weekend series.....May 10-12, 2024 at Wichita State (1-2, 2-11, 2-7)
 Scored 20 runs in a game.....March 15, 2024 vs. UNCW (21-10)
 Allowed 20 runs in a game.....March 21, 2015 at FIU (1-23, 7 Inn.)
 Had 15 hits in a game.....May 7, 2024 vs. #2 Clemson, Truist Field (16)
 Had 20 hits in a game.....March 18, 2023 at Louisiana Tech (22)
 Allowed 15 hits in a game.....Feb. 21, 2025 vs. Old Dominion (15)
 Allowed 20 hits in a game.....Feb. 14, 2020 vs. VCU (20)

THREW 10 STRIKEOUTS IN A GAME..... FEB. 25, 2025 VS. LONGWOOD (10)
 Threw 15+ strikeouts in a game.....Feb. 23, 2025 vs. Old Dominion (15)
 Struck out 10 times in a game.....Feb. 23, 2025 vs. Old Dominion (11)
 Struck out 15+ times in a game.....Feb. 22, 2025 vs. Old Dominion (15)

TOOK 10 BASES ON BALLS IN A GAME..... FEB. 25, 2025 VS. LONGWOOD (12)
 Took 15+ bases on balls in a game.....Feb. 28, 2023 vs. UNC Asheville (15)
 Issued 10+ walks in a game.....May 17, 2024 vs. Tulane (11)
 Hit five HR in a game.....April 20, 2024 vs. Memphis, G1 (5)
 Overcame a one-run deficit to win.....Feb. 21, 2025 vs. Old Dominion
 (Trailed 9-8 in seventh, won 10-9 in 11 Inn.)
 Overcame a two-run deficit to win.....Feb. 18, 2025 at Wofford
 (Trailed 2-0 in fifth, won 4-2)
 Overcame a three-run deficit to win.....April 19, 2024 vs. Memphis
 (Trailed 3-0 in second, won 6-4)
 Overcame a four-run deficit to win.....Feb. 25, 2024 vs. West Virginia
 (Trailed 5-1 in eighth, won 6-5)
 Overcame a five+ run deficit to win.....Feb. 21, 2025 vs. Old Dominion
 (Trailed 7-1 in fourth, won 10-9 in 11 Inn.)
 Blew a one-run lead.....May 17, 2024 vs. Tulane
 (Led 8-7 in ninth, lost 10-8, 10 Inn.)
 Blew a two-run lead.....May 23, 2024 vs. Tulane
 (Led 2-0 in first, lost 7-5, AAC Championships)
 Blew a three-run lead.....Feb. 23, 2025 vs. Old Dominion
 (Led 6-3 in ninth, lost 7-6)
 Blew a four-run lead.....May 5, 2024 vs. Rice
 (Led 4-0 in fourth, lost 8-5)
 Blew a five+ run lead.....May 6, 2023 vs. Florida Atlantic
 (Led 6-0 in third, lost 10-9)
 Shutout an opponent.....April 23, 2023 vs. UAB (2-0)
 Had back-to-back shutouts.....April 2-4, 2023 (5-0 at UAB, 10-0 vs. Radford, 7 Inn.)
 Was shutout in a game.....April 12, 2024 at #9 East Carolina (11-0, 7 Inn.)
 Turned three double plays in a game.....May 14 (Finished on 5-15), 2022 at FAU (3)
 Stole five bases in a game.....March 12, 2024 vs. Winthrop (10)

A CHARLOTTE PLAYER

Had eight at-bats in a game.....*May 14 (Finished on 5-15), 2022; Austin Knight at FAU*
 Had four hits in a game.....May 7, 2024; S. Taylor & B. Stahlman vs. #2 Clemson, Truist Field
 Had five+ hits in a game.....May 21, 2024; Carson Bayne vs. UTSA, AAC Championships (5)
 Walked four+ times in a game.....March 24, 2024; Thad Ector at Florida Atlantic (4)
 Had five+ RBIs in a game.....May 16, 2024; Shane Taylor vs. Tulane, G1 (5)
 Hit multiple HR in a game.....May 24, 2024; Kaden Hopson vs. FAU, AAC Championships (2)

HIT A GRAND SLAM..... FEB. 25, 2025; LOGAN POTEET VS. LONGWOOD
 Hit an inside-the-park home run.....March 16, 2013; Nick Daddio vs. Siena
 Scored five runs in a game.....March 15, 2024; Thad Ector vs. UNCW
 Stole three bases in a game.....March 16, 2018; Drew Ober vs. FIU
 Hit for the cycle.....April 11, 2009; Ryan Rivers vs. George Washington, G1
 Single in the 2nd, Triple in the 5th, Double in the 7th, Home Run in the 7th
 Golden Sombbrero.....April 5, 2024; Johnny Sutryk at UTSA
 Threw 10 strikeouts in a game.....March 8, 2024; Cole Reynolds vs. Maryland (10)
 Threw a complete game.....March 23, 2024; Cole Reynolds at FAU, G1
 (8.0 IP, 4 R, 2 ER, 5 H, 9 K, 1 BB)
 Threw a complete game shutout.....April 12, 2022; Matt Brooks vs. Winthrop
 (1 H, 3 K, 3 BB)
 Threw a no-hitter.....April 14, 1987; Ronnie Honeycutt vs. UNC Asheville
 (9.0 IP, 2 R, 0 ER, 12 K, 6 BB)

BOLD - HAPPENED LAST GAME

STREAKS AND SUCH



HITTING STREAKS (MIN. 3 GAMES)

PLAYER	GAMES	DATES
Dawson Bryce	3	2/14-2/18
Juan Rivera	3	2/14-2/18
Connor Maryniak	3	2/14-2/21

REACHED BASE STREAKS (MIN. 3 GAMES)

PLAYER	GAMES	DATES
Reid Haire [^]	5	5/16/24-
Cody Gunderson	7	2/14-
Logan Poteet	4	2/21-
Dawson Bryce	3	2/22-
Juan Rivera	6	2/14-2/23
Noah Furcht	4	2/18-2/23
Dawson Bryce	3	2/14-2/18
Connor Maryniak	3	2/14-2/21

[^] Has yet to play in 2025

MULTIPLE-HIT GAMES

PLAYER	TOTAL	5-HIT+	4-HIT	3-HIT	2-HIT
DAWSON BRYCE	4	-	-	1	3
LOGAN POTEET	3	-	-	1	2
Noah Furcht	2	-	-	1	1
Cody Gunderson	2	-	-	-	2
Caleb Estes	1	-	-	-	1
Carson Bayne	1	-	-	-	1
CHANDLER RILEY	1	-	-	-	1

LAST
FEB. 25 vs. LONGWOOD (2)
FEB. 25 vs. LONGWOOD (2)
Feb. 21 vs. Old Dominion (3)
Feb. 21 vs. Old Dominion (2)
Feb. 18 at Wofford (2)
Feb. 21 vs. Old Dominion (2)
FEB. 25 vs. LONGWOOD (2)

BOLD - HAPPENED LAST GAME

MULTIPLE-RBI GAMES

PLAYER	TOTAL	5-RBI+	4-RBI	3-RBI	2-RBI
Carson Bayne	3	-	-	2	1
LOGAN POTEET	2	-	1	1	-
Chandler Riley	1	-	-	-	1
Noah Furcht	1	-	-	-	1
Cody Gunderson	1	-	-	-	1

LAST
Feb. 23 vs. Old Dominion (2)
FEB. 25 vs. LONGWOOD (4)
Feb. 14 vs. Northeastern, G1 (2)
Feb. 18 at Wofford (2)
Feb. 23 vs. Old Dominion (2)

BOLD - HAPPENED LAST GAME

STARTERS SUMMARY

NO.	PLAYER	GS	POSITION									BATTING ORDER											
			P	C	1B	2B	3B	SS	LF	CF	RF	DH	1ST	2ND	3RD	4TH	5TH	6TH	7TH	8TH	9TH		
22	Cody Gunderson	7	-	-	7	-	-	-	-	-	-	-	-	-	-	4	3	-	-	-	-	-	-
11	Connor Maryniak	7	-	-	-	-	-	7	-	-	-	-	-	-	-	3	-	2	1	1	-	-	-
9	Logan Poteet	7	-	7	-	-	-	-	-	-	-	-	-	-	-	3	1	3	-	-	-	-	-
14	Chandler Riley	7	-	-	7	-	-	-	-	-	-	-	-	-	1	2	-	-	-	-	4	-	-
18	Dawson Bryce	7	-	-	-	7	-	-	-	-	-	-	-	-	-	-	3	2	-	1	1	-	-
1	Carson Bayne	7	-	-	-	-	-	-	-	7	-	-	-	-	-	-	-	-	3	4	-	-	-
26	Juan Rivera	6	-	-	-	-	-	-	6	-	-	-	-	-	6	-	-	-	-	-	-	-	-
8	Noah Furcht	6	-	-	-	-	-	-	-	-	5	1	-	2	-	-	-	3	1	-	-	-	-
13	Caleb Estes	5	-	-	-	-	-	-	-	-	-	5	-	-	-	-	-	-	-	-	1	4	-
6	Johnny Sutryk	2	-	-	-	-	-	-	-	-	2	-	-	-	-	-	-	-	-	-	-	2	-
3	Dante DeFranco	1	-	-	-	-	-	-	-	-	-	1	-	-	-	-	-	-	-	-	1	-	-
19	Blake Martin	1	-	-	-	-	-	-	1	-	-	-	-	-	-	-	-	-	-	-	-	1	-
40	Mike Szturma	2	2	-	-	-	-	-	-	-	-	-	-	-	-	-	-	-	-	-	-	-	-
32	Blake Gillespie	2	2	-	-	-	-	-	-	-	-	-	-	-	-	-	-	-	-	-	-	-	-
35	Andrew Kribbs	2	2	-	-	-	-	-	-	-	-	-	-	-	-	-	-	-	-	-	-	-	-
17	Sebastian Perez	1	1	-	-	-	-	-	-	-	-	-	-	-	-	-	-	-	-	-	-	-	-

SCORE BY INNING

	1	2	3	4	5	6	7	8	9	10	11	12	13	14	15	TOTAL
CHARLOTTE	0	9	2	3	12	1	2	5	2	0	1	0	0	0	0	37
OPPONENTS	4	7	3	0	5	4	0	0	4	0	0	0	0	0	0	27

UNIFORM TRACKER



DAY	DATE	OPPONENT	SCORE	CAP	REC.	JERSEY	REC.	PANTS	REC.	COMBO RECORD
Fri.	Feb. 14	Northeastern (G1)	W, 6-1	All Green	1-0	Green 9ATC	1-0	All Green	1-0	1-0
		Northeastern (G2)	L, 1-3	All Green	1-1	Green 9ATC	1-1	All Green	1-1	1-1
Sun.	Feb. 16	Northeastern	CANCELED							
Tue.	Feb. 18	at Wofford	W, 4-2	All Green	2-1	Gray CLT	1-0	All Gray	1-0	1-0
Fri.	Feb. 21	Old Dominion	W, 10-9 (11)	All Green	3-1	Green 9ATC	2-1	All Green	2-1	2-1
Sat.	Feb. 22	Old Dominion	L, 2-4	All Green	3-2	White Pinstripe	0-1	White Pinstripe	0-1	0-1
Sun.	Feb. 23	Old Dominion	L, 6-7	All Green	3-3	Cream C	0-1	All Cream	0-1	0-1
Tue.	Feb. 25	Longwood	W, 8-1	Green/Gold Bill	1-0	Green All-In C	1-0	All White	1-0	1-0
Fri.	Feb. 28	at #4 Arkansas								
Sat.	March 1	at #4 Arkansas								
Sun.	March 2	at #4 Arkansas								
Fri.	March 7	James Madison								
Sat.	March 8	James Madison								
Sun.	March 9	James Madison								
Tue.	March 11	at App State								
Wed.	March 12	Davidson								
Fri.	March 14	at UNCW								
Sat.	March 15	at UNCW								
Sun.	March 16	at UNCW								
Tue.	March 18	App State								
Fri.	March 21	UTSA *								
Sat.	March 22	UTSA *								
Sun.	March 23	UTSA *								
Tue.	March 25	Campbell								
Fri.	March 28	at Memphis *								
Sat.	March 29	at Memphis *								
Sun.	March 30	at Memphis *								
Tue.	April 1	Liberty								
Fri.	April 4	Wichita State *								
Sat.	April 5	Wichita State *								
Sun.	April 6	Wichita State *								
Tue.	April 8	vs. Gardner-Webb +								
Fri.	April 11	East Carolina *&								
Sat.	April 12	East Carolina *								
Sun.	April 13	East Carolina *								
Tue.	April 15	at North Carolina								
Thu.	April 17	at South Florida *								
Fri.	April 18	at South Florida *								
Sat.	April 19	at South Florida *								
Tue.	April 22	Kennesaw State								
Fri.	April 25	Florida Atlantic *								
Sat.	April 26	Florida Atlantic *								
Sun.	April 27	Florida Atlantic *								
Tue.	April 29	at Campbell								
Fri.	May 2	at Rice *								
Sat.	May 3	at Rice *								
Sun.	May 4	at Rice *								
Tue.	May 6	High Point								
Fri.	May 9	UAB *								
Sat.	May 10	UAB *								
Sun.	May 11	UAB *								
Tue.	May 13	UNC Asheville								
Thu.	May 15	at Tulane *								
Fri.	May 16	at Tulane *								
Sat.	May 17	at Tulane *								

* American Athletic Conference Game
 + Played at Atrium Health Ballpark (Kannapolis, N.C.)
 & Played at Truist Field (Uptown Charlotte, N.C.)

6 HOME RUNS HIT

DAY	DATE	OPPONENT	PLAYER (#)	R/L	INNING	RUNNERS ON	COUNT	OUTS	LOCATION	SCORE
Fri.	Feb. 14	Northeastern, G1	<u>Carson Bayne</u> [1]	RHP	8th	1st, 3rd	2-2	2	Left Field	6-1
Tue.	Feb. 18	at Wofford	<u>Noah Furcht</u> [1]	LHP	5th	1st	0-2	0	Left-Field Line	2-2
Fri.	Feb. 21	Old Dominion	NOAH FURCHT [2]	LHP	2nd	None	0-1	2	Left Field	1-6
Fri.	Feb. 21	Old Dominion	CARSON BAYNE [2]	LHP	4th	2nd, 3rd	0-2	2	Left Field	4-7
Fri.	Feb. 21	Old Dominion	<u>Logan Poteet</u> [1]	RHP	5th	1st, 2nd	2-0	2	Left Field	8-7
Tue.	Feb. 25	Longwood	LOGAN POTEET [2]	LHP	2th	1st, 2nd, 3rd	0-2	2	Left Field	7-0

* - Leadoff HR

- Back-to-Back HR

^ - Pinch Hit HR

! - Walk-Off HR

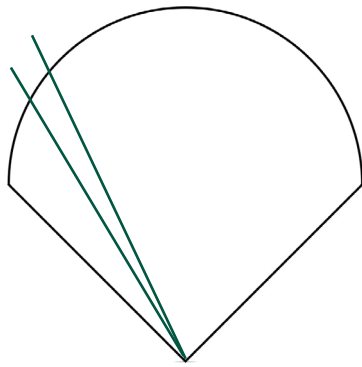
Underline - First HR

Bold - Last HR

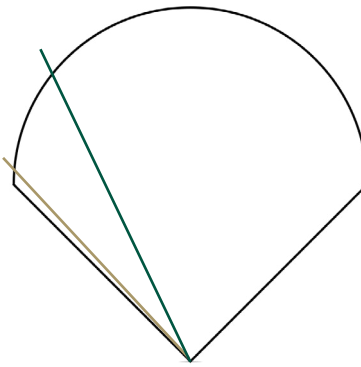
HOME RUN SUMMARY

INNING	DAY OF THE WEEK	RHP/LHP	COUNT	OUTS	LOCATION
1st: 0	Monday: N/A	RHP: 2	0-0: 0	None: 1	Left-Field Line: 1
2nd: 2	Tuesday: 2	LHP: 4	0-1: 1	One: 0	Left Field: 5
3rd: 0	Wednesday: N/A		0-2: 3	Two: 5	Left-Center Field: 0
4th: 1	Thursday: N/A	SPECIAL SITUATIONS	1-0: 0	RUNNERS ON	Center Field: 0
5th: 2	Friday: 4	Lead-Off HR: 0	1-1: 0	None: 1	Right-Center Field: 0
Extras: N/A	Saturday: N/A	Pinch-Hit HR: 0	1-2: 0	One: 1	Right Field: 0
	Sunday: N/A	Walk-Off HR: 0	Full: 0	Two: 3	Right-Field Line: 0
		Back-to-Back HR: 0		Bases Loaded: 1	

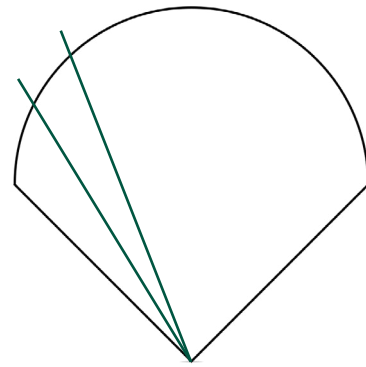
HOME RUN SPRAY CHART



CARSON BAYNE



NOAH FURCHT



LOGAN POTEET

 - AT HOME  - ON ROAD

STARTING LINEUP BY POSITION



DATE	OPPONENT	P	C	1B	2B	3B	SS	LF	CF	RF	DH	SCORE
Feb. 14	Northeastern (G1)	Szturma	Poteet	Gunderson	Riley	Bryce	Maryniak	Rivera	Bayne	Sutryk	Furcht	W, 6-1
	Northeastern (G2)	Gillespie	Poteet	Gunderson	Riley	Bryce	Maryniak	Rivera	Bayne	Sutyk	DeFranco	L, 1-3
Feb. 16	Northeastern	CANCELED										
Feb. 18	at Wofford	Kribbs	Poteet	Gunderson	Riley	Bryce	Maryniak	Rivera	Bayne	Furcht	Estes	W, 4-2
Feb. 21	Old Dominion	Szturma	Poteet	Gunderson	Riley	Bryce	Maryniak	Rivera	Bayne	Furcht	Estes	W, 10-9 (11)
Feb. 22	Old Dominion	Gillespie	Poteet	Gunderson	Riley	Bryce	Maryniak	Rivera	Bayne	Furcht	Estes	L, 2-4
Feb. 23	Old Dominion	Kribbs	Poteet	Gunderson	Riley	Bryce	Maryniak	Rivera	Bayne	Furcht	Estes	L, 6-7
Feb. 25	Longwood	Perez	Poteet	Gunderson	Riley	Bryce	Maryniak	Martin	Bayne	Furcht	Estes	W, 8-1
Feb. 28	at #4 Arkansas											
March 1	at #4 Arkansas											
March 2	at #4 Arkansas											
March 7	James Madison											
March 8	James Madison											
March 9	James Madison											
March 11	at App State											
March 12	Davidson											
March 14	at UNCW											
March 15	at UNCW											
March 16	at UNCW											
March 18	App State											
March 21	UTSA *											
March 22	UTSA *											
March 23	UTSA *											
March 25	Campbell											
March 28	at Memphis *											
March 29	at Memphis *											
March 30	at Memphis *											
April 1	Liberty											
April 4	Wichita State *											
April 5	Wichita State *											
April 6	Wichita State *											
April 8	vs. Gardner-Webb +											
April 11	East Carolina * &											
April 12	East Carolina *											
April 13	East Carolina *											
April 15	at North Carolina											
April 17	at South Florida *											
April 18	at South Florida *											
April 19	at South Florida *											
April 22	Kennesaw State											
April 25	Florida Atlantic *											
April 26	Florida Atlantic *											
April 27	Florida Atlantic *											
April 29	at Campbell											
May 2	at Rice *											
May 3	at Rice *											
May 4	at Rice *											
May 6	High Point											
May 9	UAB *											
May 10	UAB *											
May 11	UAB *											
May 13	UNC Asheville											
May 15	at Tulane *											
May 16	at Tulane *											
May 17	at Tulane *											

* American Athletic Conference Game

+ Played at Atrium Health Ballpark (Kannapolis, N.C.)

& Played at Truist Field (Uptown Charlotte, N.C.)



STARTING LINEUP BY BATTING ORDER



DATE	OPPONENT	1ST	2ND	3RD	4TH	5TH	6TH	7TH	8TH	9TH	SCORE
Feb. 14	Northeastern (G1)	Rivera	Riley	Poteet	Gunderson	Maryniak	Bayne	Furcht	Bryce	Sutryk	W, 6-1
	Northeastern (G2)	Rivera	Riley	Poteet	Gunderson	Maryniak	Bayne	Bryce	DeFranco	Sutryk	L, 1-3
Feb. 16	Northeastern	CANCELED									
Feb. 18	at Wofford	Rivera	Maryniak	Gunderson	Poteet	Bryce	Furcht	Bayne	Riley	Estes	W, 4-2
Feb. 21	Old Dominion	Rivera	Maryniak	Gunderson	Bryce	Poteet	Furcht	Bayne	Riley	Estes	W, 10-9 (11)
Feb. 22	Old Dominion	Rivera	Maryniak	Gunderson	Bryce	Poteet	Furcht	Bayne	Riley	Estes	L, 2-4
Feb. 23	Old Dominion	Rivera	Furcht	Poteet	Gunderson	Bryce	Maryniak	Bayne	Riley	Estes	L, 6-7
Feb. 25	Longwood	Riley	Furcht	Gunderson	Bryce	Poteet	Bayne	Maryniak	Estes	Martin	W, 8-1
Feb. 28	at #4 Arkansas										
March 1	at #4 Arkansas										
March 2	at #4 Arkansas										
March 7	James Madison										
March 8	James Madison										
March 9	James Madison										
March 11	at App State										
March 12	Davidson										
March 14	at UNCW										
March 15	at UNCW										
March 16	at UNCW										
March 18	App State										
March 21	UTSA *										
March 22	UTSA *										
March 23	UTSA *										
March 25	Campbell										
March 28	at Memphis *										
March 29	at Memphis *										
March 30	at Memphis *										
April 1	Liberty										
April 4	Wichita State *										
April 5	Wichita State *										
April 6	Wichita State *										
April 8	vs. Gardner-Webb +										
April 11	East Carolina * ^{&}										
April 12	East Carolina *										
April 13	East Carolina *										
April 15	at North Carolina										
April 17	at South Florida *										
April 18	at South Florida *										
April 19	at South Florida *										
April 22	Kennesaw State										
April 25	Florida Atlantic *										
April 26	Florida Atlantic *										
April 27	Florida Atlantic *										
April 29	at Campbell										
May 2	at Rice *										
May 3	at Rice *										
May 4	at Rice *										
May 6	High Point										
May 9	UAB *										
May 10	UAB *										
May 11	UAB *										
May 13	UNC Asheville										
May 15	at Tulane *										
May 16	at Tulane *										
May 17	at Tulane *										

* American Athletic Conference Game

+ Played at Atrium Health Ballpark (Kannapolis, N.C.)

& Played at Truist Field (Uptown Charlotte, N.C.)

GAME-BY-GAME BATTING STATISTICS



DATE	OPPONENT	AB	R	H	RBI	2B	3B	HR	BB	IBB	SB	CS	HBP	SAC	SF	GDP	K	PO	A	E	LOB	AVG
Feb. 14	Northeastern (G1)	30	6	7	6	1	1	1	3	0	0	0	1	0	0	1	8	27	8	0	4	.233
	Northeastern (G2)	35	1	9	1	3	0	0	2	0	0	1	0	0	0	0	12	27	8	1	9	.257
Feb. 16	Northeastern	CANCELED																				
Feb. 18	at Wofford	35	4	9	4	2	0	1	2	0	1	1	1	0	0	0	9	27	8	1	7	.257
Feb. 21	Old Dominion	43	10	12	10	1	0	3	7	0	0	1	2	1	0	1	13	33	14	0	8	.279
Feb. 22	Old Dominion	30	2	3	2	1	0	0	4	0	1	0	1	1	0	0	15	27	9	0	7	.100
Feb. 23	Old Dominion	31	6	5	6	1	0	0	9	0	1	1	4	0	0	0	11	27	9	0	11	.161
Feb. 25	Longwood	30	8	8	8	0	0	1	12	0	0	1	2	0	1	1	7	27	8	1	13	.267
Feb. 28	at #4 Arkansas																					
March 1	at #4 Arkansas																					
March 2	at #4 Arkansas																					
March 7	James Madison																					
March 8	James Madison																					
March 9	James Madison																					
March 11	at App State																					
March 12	Davidson																					
March 14	at UNCW																					
March 15	at UNCW																					
March 16	at UNCW																					
March 18	App State																					
March 21	UTSA *																					
March 22	UTSA *																					
March 23	UTSA *																					
March 25	Campbell																					
March 28	at Memphis *																					
March 29	at Memphis *																					
March 30	at Memphis *																					
April 1	Liberty																					
April 4	Wichita State *																					
April 5	Wichita State *																					
April 6	Wichita State *																					
April 8	vs. Gardner-Webb +																					
April 11	East Carolina * &																					
April 12	East Carolina *																					
April 13	East Carolina *																					
April 15	at North Carolina																					
April 17	at South Florida *																					
April 18	at South Florida *																					
April 19	at South Florida *																					
April 22	Kennesaw State																					
April 25	Florida Atlantic *																					
April 26	Florida Atlantic *																					
April 27	Florida Atlantic *																					
April 29	at Campbell																					
May 2	at Rice *																					
May 3	at Rice *																					
May 4	at Rice *																					
May 6	High Point																					
May 9	UAB *																					
May 10	UAB *																					
May 11	UAB *																					
May 13	UNC Asheville																					
May 15	at Tulane *																					
May 16	at Tulane *																					
May 17	at Tulane *																					

* American Athletic Conference Game

+ Played at Atrium Health Ballpark (Kannapolis, N.C.)

& Played at Truist Field (Uptown Charlotte, N.C.)

GAME-BY-GAME PITCHING STATISTICS



DATE	OPPONENT	IP	H	R	ER	BB	SO	2B	3B	HR	WP	BK	HBP	IBB	DP	SCORE	OPP.AVG.	ERA
Feb. 14	Northeastern (G1)	9.0	6	1	1	3	10	1	0	0	0	0	0	0	1	6-1	.200	1.00
	Northeastern (G2)	9.0	8	3	3	0	9	2	0	1	0	0	2	0	1	1-3	.242	3.00
Feb. 16	Northeastern	CANCELED																
Feb. 18	at Wofford	9.0	5	2	2	5	12	0	0	0	0	1	3	0	1	4-2	.167	2.00
Feb. 21	Old Dominion	11.0	15	9	9	7	11	4	0	1	0	0	2	0	1	10-9	.333	7.36
Feb. 22	Old Dominion	9.0	6	4	4	5	12	0	0	1	0	0	2	0	0	2-4	.194	4.00
Feb. 23	Old Dominion	9.0	8	7	7	3	15	4	0	2	0	0	1	0	0	6-7	.235	7.00
Feb. 25	Longwood	9.0	5	1	1	1	10	2	0	1	0	0	0	0	0	8-1	.156	1.00
Feb. 28	at #4 Arkansas																	
March 1	at #4 Arkansas																	
March 2	at #4 Arkansas																	
March 7	James Madison																	
March 8	James Madison																	
March 9	James Madison																	
March 11	at App State																	
March 12	Davidson																	
March 14	at UNCW																	
March 15	at UNCW																	
March 16	at UNCW																	
March 18	App State																	
March 21	UTSA *																	
March 22	UTSA *																	
March 23	UTSA *																	
March 25	Campbell																	
March 28	at Memphis *																	
March 29	at Memphis *																	
March 30	at Memphis *																	
April 1	Liberty																	
April 4	Wichita State *																	
April 5	Wichita State *																	
April 6	Wichita State *																	
April 8	vs. Gardner-Webb +																	
April 11	East Carolina * &																	
April 12	East Carolina *																	
April 13	East Carolina *																	
April 15	at North Carolina																	
April 17	at South Florida *																	
April 18	at South Florida *																	
April 19	at South Florida *																	
April 22	Kennesaw State																	
April 25	Florida Atlantic *																	
April 26	Florida Atlantic *																	
April 27	Florida Atlantic *																	
April 29	at Campbell																	
May 2	at Rice *																	
May 3	at Rice *																	
May 4	at Rice *																	
May 6	High Point																	
May 9	UAB *																	
May 10	UAB *																	
May 11	UAB *																	
May 13	UNC Asheville																	
May 15	at Tulane *																	
May 16	at Tulane *																	
May 17	at Tulane *																	

* American Athletic Conference Game

+ Played at Atrium Health Ballpark (Kannapolis, N.C.)

& Played at Truist Field (Uptown Charlotte, N.C.)

RESULTS



DATE	OPPONENT	W/L	SCORE	INNS.	OVERALL	AMERICAN	CLT PITCHER OF RECORD	ATTEND.	TIME
Feb. 14	Northeastern (G1)	W	6-1	9	1-0	---	Mike Szturma (1-0)	---	2:24
	Northeastern (G2)	L	1-3	9	1-1	---	Blake Gillespie (0-1)	708	2:43
Feb. 16	Northeastern	CANCELED							
Feb. 18	at Wofford	W	4-2	9	2-1	---	AJ Camp (1-0)	113	3:10
Feb. 21	Old Dominion	W	10-9	11	3-1	---	Joseph Taylor (1-0)	606	4:18
Feb. 22	Old Dominion	L	2-4	9	3-2	---	Blake Gillespie	783	2:54
Feb. 23	Old Dominion	L	6-7	9	3-3	---	Connor Maryniak (0-1)	705	3:36
Feb. 25	Longwood	W	8-1	9	4-3	---	Ed Wagner (1-0)	625	2:57
Feb. 28	at #4 Arkansas								
March 1	at #4 Arkansas								
March 2	at #4 Arkansas								
March 7	James Madison								
March 8	James Madison								
March 9	James Madison								
March 11	at App State								
March 12	Davidson								
March 14	at UNCW								
March 15	at UNCW								
March 16	at UNCW								
March 18	App State								
March 21	UTSA *								
March 22	UTSA *								
March 23	UTSA *								
March 25	Campbell								
March 28	at Memphis *								
March 29	at Memphis *								
March 30	at Memphis *								
April 1	Liberty								
April 4	Wichita State *								
April 5	Wichita State *								
April 6	Wichita State *								
April 8	vs. Gardner-Webb +								
April 11	East Carolina * ^{&}								
April 12	East Carolina *								
April 13	East Carolina *								
April 15	at North Carolina								
April 17	at South Florida *								
April 18	at South Florida *								
April 19	at South Florida *								
April 22	Kennesaw State								
April 25	Florida Atlantic *								
April 26	Florida Atlantic *								
April 27	Florida Atlantic *								
April 29	at Campbell								
May 2	at Rice *								
May 3	at Rice *								
May 4	at Rice *								
May 6	High Point								
May 9	UAB *								
May 10	UAB *								
May 11	UAB *								
May 13	UNC Asheville								
May 15	at Tulane *								
May 16	at Tulane *								
May 17	at Tulane *								

* American Athletic Conference Game
 + Played at Atrium Health Ballpark (Kannapolis, N.C.)
 & Played at Truist Field (Uptown Charlotte, N.C.)

Record: 4-3 Home: 3-3 Away: 1-0 American: 0-0

Player	avg	gp-gs	ab	r	h	2b	3b	hr	rbi	tb	slg%	bb	hp	so	gdp	ob%	sf	sh	sb-att	po	a	e	fld%	
18 Dawson Bryce	.357	7-7	28	7	10	2	0	0	2	12	.429	3	0	7	0	.419	0	0	1-1	6	15	0	1.000	
22 Cody Gunderson	.304	7-7	23	6	7	1	1	0	5	10	.435	6	3	7	0	.500	0	0	0-0	53	2	0	1.000	
14 Chandler Riley	.273	7-7	22	2	6	1	0	0	5	7	.318	7	1	8	0	.467	0	0	0-1	10	13	0	1.000	
8 Noah Furcht	.269	7-6	26	4	7	0	0	2	4	13	.500	1	2	9	0	.345	0	0	0-0	10	1	0	1.000	
9 Logan Poteet	.267	7-7	30	4	8	1	0	2	7	15	.500	2	0	12	0	.313	0	0	0-0	74	12	1	.989	
1 Carson Bayne	.185	7-7	27	2	5	0	0	2	11	11	.407	3	2	10	1	.313	0	0	0-2	12	0	0	1.000	
26 Juan Rivera	.167	7-6	24	3	4	1	0	0	0	5	.208	4	1	3	2	.310	0	1	1-3	11	0	0	1.000	
11 Connor Maryniak	.125	7-7	24	4	3	2	0	0	2	5	.208	6	2	7	0	.333	1	0	0-0	6	15	1	.955	

13 Caleb Estes	.214	5-5	14	2	3	1	0	0	0	4	.286	2	0	3	0	.313	0	0	0-0	0	0	0	.000	
6 Johnny Sutryk	.000	6-2	8	1	0	0	0	0	1	0	.000	3	0	3	0	.273	0	0	1-1	6	0	1	.857	
19 Blake Martin	.000	2-1	4	1	0	0	0	0	0	0	.000	1	0	2	0	.200	0	0	0-0	2	0	0	1.000	
3 Dante DeFranco	.000	3-1	2	0	0	0	0	0	0	0	.000	1	0	2	0	.333	0	0	0-0	0	0	0	.000	
2 Thad Ector	.000	2-0	1	0	0	0	0	0	0	0	.000	0	0	1	0	.000	0	1	0-0	0	0	0	.000	
23 Spencer Nolan	.000	5-0	1	1	0	0	0	0	0	0	.000	0	0	1	0	.000	0	0	0-0	1	0	0	1.000	
Totals	.226	7	234	37	53	9	1	6	37	82	.350	39	11	75	3	.361	1	2	3-8	195	64	3	.989	
Opponents	.226	7	235	27	53	13	0	6	27	84	.357	24	10	79	1	.322	1	2	7-12	188	57	7	.972	

LOB - Team (62), Opp (50). DPs turned - Team (4), Opp (3). Picked off - Bayne 1.

(All games Sorted by Earned run avg)

Player	era	w-l	app	gs	cg	sho	sv	ip	h	r	er	bb	so	2b	3b	hr	b/avg	wp	hp	bks	sfa	sha		
29 Joseph Taylor	0.00	1-0	3	0	0	0/0	2	9.0	3	0	0	7	18	0	0	0	.107	0	0	0	0	0		
21 Adam Stanton	4.70	0-0	5	0	0	0/0	0	7.2	4	4	4	1	6	3	0	0	.160	0	1	0	1	0		
32 Blake Gillespie	5.91	0-2	2	2	0	0/0	0	10.2	10	7	7	4	11	1	0	2	.250	0	2	0	0	0		
40 Mike Szturma	8.59	1-0	2	2	0	0/0	0	7.1	12	7	7	2	4	2	0	1	.375	0	0	0	0	0		

45 Sebastian Perez	0.00	0-0	2	1	0	0/0	0	4.0	2	0	0	1	1	1	0	0	.154	0	0	0	0	0		
12 Chase Carson	0.00	0-0	2	0	0	0/0	0	3.1	2	0	0	0	5	0	0	0	.167	0	0	0	0	0		
25 Trey Baker	0.00	0-0	1	0	0	0/0	0	2.0	1	0	0	1	4	0	0	0	.167	0	1	0	0	1		
17 Wesley Jones	0.00	0-0	1	0	0	0/0	0	1.0	2	0	0	0	1	1	0	0	.400	0	0	0	0	0		
35 Andrew Kribbs	2.70	0-0	2	2	0	0/0	0	6.2	4	2	2	5	9	1	0	0	.190	0	1	0	0	1		
55 AJ Camp	2.70	1-0	3	0	0	0/0	0	3.1	3	1	1	3	6	0	0	1	.231	0	1	0	0	0		
20 Ed Wagner	4.50	1-0	2	0	0	0/0	0	4.0	4	2	2	0	6	1	0	1	.250	0	1	0	0	0		
41 Joel Sarver	5.06	0-0	3	0	0	0/0	0	5.1	5	3	3	0	8	3	0	0	.238	0	3	1	0	0		
11 Connor Maryniak	13.50	0-1	1	0	0	0/0	0	0.2	1	1	1	0	0	0	0	1	.333	0	0	0	0	0		
Totals	3.74	4-3	7	7	0	0/0	2	65.0	53	27	27	24	79	13	0	6	.226	0	10	1	1	2		
Opponents	4.88	3-4	7	7	0	0/0	2	62.2	53	37	34	39	75	9	1	6	.226	4	11	0	1	2		

PB - Team (0), Opp (1). Pickoffs - Team (3), Taylor, J. 1, Kribbs 1, Szturma 1, Opp (1). SBA/ATT - Poteet (7-12), Taylor, J. (3-4), Gillespie (0-2), Kribbs (2-2), Szturma (0-1), Stanton (0-1), Wagner (1-1), Jones (1-1).

Record: 1-2 Home: 1-2 Away: 0-0 American: 0-0

Player	avg	gp-gs	ab	r	h	2b	3b	hr	rbi	tb	slg%	bb	hp	so	gdp	ob%	sf	sh	sb-att	po	a	e	fld%	
9 Logan Poteet	.357	3-3	14	1	5	0	0	1	3	8	.571	1	0	6	0	.400	0	0	0-0	33	6	0	1.000	
8 Noah Furcht	.333	3-3	12	3	4	0	0	1	2	7	.583	1	2	4	0	.467	0	0	0-0	4	0	0	1.000	
1 Carson Bayne	.250	3-3	12	1	3	0	0	1	6	6	.500	1	2	6	0	.400	0	0	0-1	5	0	0	1.000	
22 Cody Gunderson	.250	3-3	12	3	3	1	0	0	3	4	.333	2	1	4	0	.400	0	0	0-0	27	2	0	1.000	
14 Chandler Riley	.222	3-3	9	0	2	0	0	0	2	2	.222	4	0	2	0	.462	0	0	0-0	4	6	0	1.000	
26 Juan Rivera	.100	3-3	10	2	1	1	0	0	0	2	.200	3	1	1	1	.357	0	1	0-1	7	0	0	1.000	
11 Connor Maryniak	.091	3-3	11	3	1	1	0	0	0	2	.182	3	1	5	0	.333	0	0	0-0	2	8	0	1.000	
18 Dawson Bryce	.077	3-3	13	4	1	0	0	0	1	1	.077	2	0	4	0	.200	0	0	1-1	3	7	0	1.000	
13 Caleb Estes	.000	3-3	7	0	0	0	0	0	0	0	.000	1	0	3	0	.125	0	0	0-0	0	0	0	.000	

6 Johnny Sutryk	.000	3-0	2	0	0	0	0	0	1	0	.000	2	0	2	0	.500	0	0	1-1	0	0	0	.000	
3 Dante DeFranco	.000	2-0	1	0	0	0	0	0	0	0	.000	0	0	1	0	.000	0	0	0-0	0	0	0	.000	
2 Thad Ector	.000	2-0	1	0	0	0	0	0	0	0	.000	0	0	1	0	.000	0	1	0-0	0	0	0	.000	
23 Spencer Nolan	.000	2-0	0	1	0	0	0	0	0	0	.000	0	0	0	0	.000	0	0	0-0	0	0	0	.000	
Totals	.192	3	104	18	20	3	0	3	18	32	.308	20	7	39	1	.359	0	2	2-4	87	32	0	1.000	
Opponents	.264	3	110	20	29	8	0	4	20	49	.445	15	5	38	1	.374	1	1	5-6	86	24	5	.957	

LOB - Team (29), Opp (25). DPs turned - Team (1), Opp (1).

(Day games - Series ODU Sorted by Earned run avg)

Player	era	w-l	app	gs	cg	sho	sv	ip	h	r	er	bb	so	2b	3b	hr	b/avg	wp	hp	bksfa	sha
29 Joseph Taylor	0.00	1-0	1	0	0	0/0	0	4.0	2	0	0	4	8	0	0	0	.143	0	0	0	0
41 Joel Sarver	3.00	0-0	1	0	0	0/0	0	3.0	2	1	1	0	5	2	0	0	.182	0	0	0	0
35 Andrew Kribbs	3.86	0-0	1	1	0	0/0	0	4.2	3	2	2	2	8	1	0	0	.188	0	1	0	0
32 Blake Gillespie	6.35	0-1	1	1	0	0/0	0	5.2	4	4	4	4	6	0	0	1	.200	0	1	0	0

25 Trey Baker	0.00	0-0	1	0	0	0/0	0	2.0	1	0	0	1	4	0	0	0	.167	0	1	0	0
12 Chase Carson	0.00	0-0	1	0	0	0/0	0	1.1	1	0	0	0	2	0	0	0	.200	0	0	0	0
17 Wesley Jones	0.00	0-0	1	0	0	0/0	0	1.0	2	0	0	0	1	1	0	0	.400	0	0	0	0
45 Sebastian Perez	0.00	0-0	1	0	0	0/0	0	1.0	1	0	0	0	0	0	0	0	.333	0	0	0	0
20 Ed Wagner	9.00	0-0	1	0	0	0/0	0	1.0	2	1	1	0	0	1	0	0	.400	0	1	0	0
55 AJ Camp	9.00	0-0	2	0	0	0/0	0	1.0	1	1	1	2	2	0	0	1	.250	0	0	0	0
11 Connor Maryniak	13.50	0-1	1	0	0	0/0	0	0.2	1	1	1	0	0	0	0	1	.333	0	0	0	0
21 Adam Stanton	15.43	0-0	2	0	0	0/0	0	2.1	2	4	4	1	2	2	0	0	.250	0	1	0	1
40 Mike Szturma	40.50	0-0	1	1	0	0/0	0	1.1	7	6	6	1	0	1	0	1	.700	0	0	0	0
Totals	6.21	1-2	3	3	0	0/0	0	29.0	29	20	20	15	38	8	0	4	.264	0	5	0	1
Opponents	4.71	2-1	3	3	0	0/0	1	28.2	20	18	15	20	39	3	0	3	.192	2	7	0	0

PB - Team (0), Opp (1). Pickoffs - Team (2), Szturma 1, Kribbs 1. SBA/ATT - Poteet (5-6), Taylor, J. (2-2), Wagner (1-1), Kribbs (1-1), Gillespie (0-1), Jones (1-1).

Record: 3-2 Home: 2-2 Away: 1-0 American: 0-0

Player	avg	gp-gs	ab	r	h	2b	3b	hr	rbi	tb	slg%	bb	hp	so	gdp	ob%	sf	sh	sb-att	po	a	e	fld%
9 Logan Poteet	.304	5-5	23	3	7	0	0	2	7	13	.565	1	0	8	0	.333	0	0	0-0	55	8	1	.984
8 Noah Furcht	.300	5-5	20	4	6	0	0	2	4	12	.600	1	2	7	0	.391	0	0	0-0	10	1	0	1.000
14 Chandler Riley	.267	5-5	15	1	4	0	0	0	3	4	.267	6	1	4	0	.500	0	0	0-1	6	10	0	1.000
18 Dawson Bryce	.238	5-5	21	7	5	1	0	0	2	6	.286	3	0	5	0	.333	0	0	1-1	5	13	0	1.000
22 Cody Gunderson	.235	5-5	17	4	4	1	0	0	5	5	.294	5	2	5	0	.458	0	0	0-0	40	2	0	1.000
13 Caleb Estes	.214	5-5	14	2	3	1	0	0	0	4	.286	2	0	3	0	.313	0	0	0-0	0	0	0	.000
1 Carson Bayne	.211	5-5	19	1	4	0	0	1	7	7	.368	3	2	8	1	.375	0	0	0-2	8	0	0	1.000
26 Juan Rivera	.133	5-4	15	2	2	1	0	0	0	3	.200	4	1	2	1	.350	0	1	1-2	7	0	0	1.000
11 Connor Maryniak	.125	5-5	16	4	2	1	0	0	1	3	.188	6	2	6	0	.400	1	0	0-0	3	9	1	.923

19 Blake Martin	.000	2-1	4	1	0	0	0	0	0	0	.000	1	0	2	0	.200	0	0	0-0	2	0	0	1.000
6 Johnny Sutryk	.000	4-0	2	0	0	0	0	0	1	0	.000	2	0	2	0	.500	0	0	1-1	0	0	0	.000
3 Dante DeFranco	.000	2-0	1	0	0	0	0	0	0	0	.000	0	0	1	0	.000	0	0	0-0	0	0	0	.000
2 Thad Ector	.000	2-0	1	0	0	0	0	0	0	0	.000	0	0	1	0	.000	0	1	0-0	0	0	0	.000
23 Spencer Nolan	.000	4-0	1	1	0	0	0	0	0	0	.000	0	0	1	0	.000	0	0	0-0	1	0	0	1.000
Totals	.219	5	169	30	37	5	0	5	30	57	.337	34	10	55	2	.379	1	2	3-7	141	48	2	.990
Opponents	.227	5	172	23	39	10	0	5	23	64	.372	21	8	60	1	.337	1	2	7-8	137	46	6	.968

LOB - Team (49), Opp (40). DPs turned - Team (2), Opp (2). Picked off - Bayne 1.

(Last Five Games Sorted by Earned run avg)

Player	era	w-l	app	gs	cg	sho	sv	ip	h	r	er	bb	so	2b	3b	hr	b/avg	wp	hp	bk	sfa	sha	
29 Joseph Taylor	0.00	1-0	2	0	0	0/0	1	6.0	2	0	0	5	12	0	0	0	.100	0	0	0	0	0	
35 Andrew Kribbs	2.70	0-0	2	2	0	0/0	0	6.2	4	2	2	5	9	1	0	0	.190	0	1	0	0	1	
21 Adam Stanton	6.35	0-0	4	0	0	0/0	0	5.2	3	4	4	1	5	3	0	0	.158	0	1	0	1	0	
32 Blake Gillespie	6.35	0-1	1	1	0	0/0	0	5.2	4	4	4	4	6	0	0	1	.200	0	1	0	0	0	

45 Sebastian Perez	0.00	0-0	2	1	0	0/0	0	4.0	2	0	0	1	1	1	0	0	.154	0	0	0	0	0	
12 Chase Carson	0.00	0-0	2	0	0	0/0	0	3.1	2	0	0	0	5	0	0	0	.167	0	0	0	0	0	
25 Trey Baker	0.00	0-0	1	0	0	0/0	0	2.0	1	0	0	1	4	0	0	0	.167	0	1	0	0	1	
17 Wesley Jones	0.00	0-0	1	0	0	0/0	0	1.0	2	0	0	0	1	1	0	0	.400	0	0	0	0	0	
55 AJ Camp	2.70	1-0	3	0	0	0/0	0	3.1	3	1	1	3	6	0	0	1	.231	0	1	0	0	0	
20 Ed Wagner	4.50	1-0	2	0	0	0/0	0	4.0	4	2	2	0	6	1	0	1	.250	0	1	0	0	0	
41 Joel Sarver	8.10	0-0	2	0	0	0/0	0	3.1	4	3	3	0	5	2	0	0	.286	0	2	1	0	0	
11 Connor Maryniak	13.50	0-1	1	0	0	0/0	0	0.2	1	1	1	0	0	0	0	1	.333	0	0	0	0	0	
40 Mike Szturma	40.50	0-0	1	1	0	0/0	0	1.1	7	6	6	1	0	1	0	1	.700	0	0	0	0	0	
Totals	4.40	3-2	5	5	0	0/0	1	47.0	39	23	23	21	60	10	0	5	.227	0	8	1	1	2	
Opponents	5.32	2-3	5	5	0	0/0	1	45.2	37	30	27	34	55	5	0	5	.219	4	10	0	1	2	

PB - Team (0), Opp (1). Pickoffs - Team (2), Szturma 1, Kribbs 1, Opp (1). SBA/ATT - Poteet (7-8), Taylor, J. (3-3), Kribbs (2-2), Jones (1-1), Gillespie (0-1), Wagner (1-1).

Record: 3-3 Home: 3-3 Away: 0-0 American: 0-0

Player	avg	gp-gs	ab	r	h	2b	3b	hr	rbi	tb	slg%	bb	hp	so	gdp	ob%	sf	sh	sb-att	po	a	e	fld%	
22 Cody Gunderson	.350	6-6	20	6	7	1	1	0	4	10	.500	6	2	6	0	.536	0	0	0-0	46	2	0	1.000	
18 Dawson Bryce	.333	6-6	24	5	8	1	0	0	2	9	.375	3	0	6	0	.407	0	0	1-1	5	11	0	1.000	
14 Chandler Riley	.333	6-6	18	2	6	1	0	0	5	7	.389	7	1	6	0	.538	0	0	0-1	10	13	0	1.000	
9 Logan Poteet	.308	6-6	26	4	8	1	0	2	7	15	.577	2	0	11	0	.357	0	0	0-0	62	10	0	1.000	
8 Noah Furcht	.227	6-5	22	3	5	0	0	1	2	8	.364	1	2	9	0	.320	0	0	0-0	5	0	0	1.000	
1 Carson Bayne	.174	6-6	23	2	4	0	0	2	10	10	.435	3	2	8	1	.321	0	0	0-1	11	0	0	1.000	
26 Juan Rivera	.150	6-5	20	3	3	1	0	0	0	4	.200	3	1	3	2	.292	0	1	0-2	11	0	0	1.000	
11 Connor Maryniak	.100	6-6	20	4	2	2	0	0	2	4	.200	5	2	6	0	.321	1	0	0-0	6	15	1	.955	

13 Caleb Estes	.091	4-4	11	1	1	0	0	0	0	1	.091	2	0	3	0	.231	0	0	0-0	0	0	0	.000	
6 Johnny Sutryk	.000	6-2	8	1	0	0	0	0	1	0	.000	3	0	3	0	.273	0	0	1-1	6	0	1	.857	
19 Blake Martin	.000	1-1	3	1	0	0	0	0	0	0	.000	1	0	1	0	.250	0	0	0-0	2	0	0	1.000	
3 Dante DeFranco	.000	3-1	2	0	0	0	0	0	0	0	.000	1	0	2	0	.333	0	0	0-0	0	0	0	.000	
23 Spencer Nolan	.000	4-0	1	1	0	0	0	0	0	0	.000	0	0	1	0	.000	0	0	0-0	1	0	0	1.000	
2 Thad Ector	.000	2-0	1	0	0	0	0	0	0	0	.000	0	0	1	0	.000	0	1	0-0	0	0	0	.000	
Totals	.221	6	199	33	44	7	1	5	33	68	.342	37	10	66	3	.368	1	2	2-6	168	56	2	.991	
Opponents	.234	6	205	25	48	13	0	6	25	79	.385	19	7	67	1	.319	1	1	5-10	161	44	7	.967	

LOB - Team (55), Opp (40). DPs turned - Team (3), Opp (3).

(Home games Sorted by Earned run avg)

Player	era	w-l	app	gs	cg	sho	sv	ip	h	r	er	bb	so	2b	3b	hr	b/avg	wp	hp	bksfa	sha	
29 Joseph Taylor	0.00	1-0	2	0	0	0/0	1	7.0	3	0	0	6	14	0	0	0	.136	0	0	0	0	0
32 Blake Gillespie	5.91	0-2	2	2	0	0/0	0	10.2	10	7	7	4	11	1	0	2	.250	0	2	0	0	0
40 Mike Szturma	8.59	1-0	2	2	0	0/0	0	7.1	12	7	7	2	4	2	0	1	.375	0	0	0	0	0

45 Sebastian Perez	0.00	0-0	2	1	0	0/0	0	4.0	2	0	0	1	1	1	0	0	.154	0	0	0	0	0
12 Chase Carson	0.00	0-0	2	0	0	0/0	0	3.1	2	0	0	0	5	0	0	0	.167	0	0	0	0	0
25 Trey Baker	0.00	0-0	1	0	0	0/0	0	2.0	1	0	0	1	4	0	0	0	.167	0	1	0	0	1
17 Wesley Jones	0.00	0-0	1	0	0	0/0	0	1.0	2	0	0	0	1	1	0	0	.400	0	0	0	0	0
41 Joel Sarver	1.80	0-0	2	0	0	0/0	0	5.0	3	1	1	0	8	3	0	0	.167	0	1	0	0	0
35 Andrew Kribbs	3.86	0-0	1	1	0	0/0	0	4.2	3	2	2	2	8	1	0	0	.188	0	1	0	0	0
20 Ed Wagner	4.50	1-0	2	0	0	0/0	0	4.0	4	2	2	0	6	1	0	1	.250	0	1	0	0	0
21 Adam Stanton	6.75	0-0	4	0	0	0/0	0	5.1	4	4	4	1	3	3	0	0	.222	0	1	0	1	0
55 AJ Camp	9.00	0-0	2	0	0	0/0	0	1.0	1	1	1	2	2	0	0	1	.250	0	0	0	0	0
11 Connor Maryniak	13.50	0-1	1	0	0	0/0	0	0.2	1	1	1	0	0	0	0	1	.333	0	0	0	0	0
Totals	4.02	3-3	6	6	0	0/0	1	56.0	48	25	25	19	67	13	0	6	.234	0	7	0	1	1
Opponents	5.03	3-3	6	6	0	0/0	2	53.2	44	33	30	37	66	7	1	5	.221	3	10	0	1	2

PB - Team (0), Opp (1). Pickoffs - Team (3), Taylor, J. 1, Kribbs 1, Szturma 1. SBA/ATT - Poteet (5-10), Taylor, J. (2-3), Gillespie (0-2), Stanton (0-1), Szturma (0-1), Wagner (1-1), Kribbs (1-1), Jones (1-1).

Record: 1-0 Home: 0-0 Away: 1-0 AAC: 0-0

Player	avg	gp-gs	ab	r	h	2b	3b	hr	rbi	tb	slg%	bb	hp	so	gdp	ob%	sf	sh	sb-att	po	a	e	fld%		
13 Caleb Estes	.667	1-1	3	1	2	1	0	0	0	3	1.000	0	0	0	0	.667	0	0	0-0	0	0	0	.000		
8 Noah Furcht	.500	1-1	4	1	2	0	0	1	2	5	1.250	0	0	0	0	.500	0	0	0-0	5	1	0	1.000		
18 Dawson Bryce	.500	1-1	4	2	2	1	0	0	0	3	.750	0	0	1	0	.500	0	0	0-0	1	4	0	1.000		
26 Juan Rivera	.250	1-1	4	0	1	0	0	0	0	1	.250	1	0	0	0	.400	0	0	1-1	0	0	0	.000		
11 Connor Maryniak	.250	1-1	4	0	1	0	0	0	0	1	.250	1	0	1	0	.400	0	0	0-0	0	0	0	.000		
1 Carson Bayne	.250	1-1	4	0	1	0	0	0	1	1	.250	0	0	2	0	.250	0	0	0-1	1	0	0	1.000		
9 Logan Poteet	.000	1-1	4	0	0	0	0	0	0	0	.000	0	0	1	0	.000	0	0	0-0	12	2	1	.933		
14 Chandler Riley	.000	1-1	4	0	0	0	0	0	0	0	.000	0	0	2	0	.000	0	0	0-0	0	0	0	.000		
22 Cody Gunderson	.000	1-1	3	0	0	0	0	0	1	0	.000	0	1	1	0	.250	0	0	0-0	7	0	0	1.000		

19 Blake Martin	.000	1-0	1	0	0	0	0	0	0	0	.000	0	0	1	0	.000	0	0	0-0	0	0	0	.000		
23 Spencer Nolan	.000	1-0	0	0	0	0	0	0	0	0	.000	0	0	0	0	.000	0	0	0-0	0	0	0	.000		
Totals	.257	1	35	4	9	2	0	1	4	14	.400	2	1	9	0	.316	0	0	1-2	27	8	1	.972		
Opponents	.167	1	30	2	5	0	0	0	2	5	.167	5	3	12	0	.342	0	1	2-2	27	13	0	1.000		

LOB - Team (7), Opp (10). DPs turned - Team (1). Picked off - Bayne 1.

(Away games Sorted by Earned run avg)

Player	era	w-l	app	gs	cg	sho	sv	ip	h	r	er	bb	so	2b	3b	hr	b/avg	wp	hp	bks	sfa	sha
21 Adam Stanton	0.00	0-0	1	0	0	0/0	0	2.1	0	0	0	0	3	0	0	0	.000	0	0	0	0	0
55 AJ Camp	0.00	1-0	1	0	0	0/0	0	2.1	2	0	0	1	4	0	0	0	.222	0	1	0	0	0
35 Andrew Kribbs	0.00	0-0	1	1	0	0/0	0	2.0	1	0	0	3	1	0	0	0	.200	0	0	0	0	1
29 Joseph Taylor	0.00	0-0	1	0	0	0/0	1	2.0	0	0	0	1	4	0	0	0	.000	0	0	0	0	0

41 Joel Sarver	54.00	0-0	1	0	0	0/0	0	0.1	2	2	2	0	0	0	0	0	.667	0	2	1	0	0
Totals	2.00	1-0	1	1	0	0/0	1	9.0	5	2	2	5	12	0	0	0	.167	0	3	1	0	1
Opponents	4.00	0-1	1	1	0	0/0	0	9.0	9	4	4	2	9	2	0	1	.257	1	1	0	0	0

Pickoffs - Team (0), Opp (1). SBA/ATT - Poteet (2-2), Kribbs (1-1), Taylor, J. (1-1).

RECENT BOX SCORES



Charlotte 49ers Baseball Longwood at Charlotte Feb 25, 2025 at Charlotte, N.C. (Hayes Stadium)

Charlotte 49ers Baseball Old Dominion at Charlotte Feb 23, 2025 at Charlotte, N.C. (Hayes Stadium)

Longwood 1 (1-6)

Player	ab	r	h	rbi	bb	so	po	a	lob
KEELS, Tre cf	3	0	0	0	1	2	3	0	1
URBANIAK, Mikey dh	4	0	0	0	1	0	0	0	0
NEWMAN, Carter ss	4	0	1	0	0	1	2	0	0
WEBB, Myles lf	4	0	0	0	1	1	0	1	0
CARTER, Jae'dan c	4	0	1	0	0	0	8	1	0
NELSON, James rf	4	1	2	1	0	0	1	0	1
TUFTS, Mac 2b	3	0	0	0	2	2	2	0	0
NASH, Jayson 1b	3	0	1	0	1	7	1	2	0
YEATTS, Bentley 3b	3	0	0	0	2	1	2	0	0
GUNTER, Justin p	0	0	0	0	0	0	0	0	0
BUNCH, Wyatt p	0	0	0	0	0	0	0	0	0
GRIZZARD p	0	0	0	0	0	0	1	0	0
STRICKLAND, Alex p	0	0	0	0	0	0	0	0	0
BREWINGTON, Isalah p	0	0	0	0	0	0	0	0	0
DITTNER, Ried p	0	0	0	0	0	0	0	0	0
CASTRICHINI, Joe p	0	0	0	0	0	0	0	0	0
PLESSER, Ethan p	0	0	0	0	0	0	0	0	0
Totals	32	1	5	1	10	24	9	5	

Score by Innings	1	2	3	4	5	6	7	8	9	R	H	E
Longwood	0	0	0	1	0	0	0	0	0	1	5	1
Charlotte	0	7	0	0	0	0	1	X		8	8	1

E - NEWMAN, C(5); Maryniak(1), DP - Longwood 1. LOB - Longwood 5; Charlotte 13. 2B - NEWMAN, C(1); NELSON, J(1). HR - NELSON, J(1); Poteet(2). HBP - Riley; Maryniak. SF - Maryniak(1). CS - Riley(1).

Longwood	ip	h	r	er	bb	so	ab	bf	np
GUNTER, Justin	1.1	2	2	2	3	1	5	8	26
BUNCH, Wyatt	0.1	1	4	4	3	1	2	5	28
GRIZZARD	1.1	1	1	1	1	5	7	31	
STRICKLAND, Alex	2.0	3	0	0	1	2	8	10	38
BREWINGTON, Isalah	1.1	0	0	0	2	0	5	7	24
DITTNER, Ried	0.2	0	0	0	1	2	3	15	
CASTRICHINI, Joe	0.0	1	1	1	0	1	2	10	
PLESSER, Ethan	1.0	0	0	0	0	1	2	12	

Win - Wagner (1-0). Loss - GUNTER, J (1-1). Save - None.

WP - CASTRICHINI(2). HBP - by GRIZZARD, C (Maryniak); by STRICKLAND (Riley). Pitches/strikes: GUNTER, J 26/13; BUNCH, W 28/13; GRIZZARD, C 31/19; STRICKLAND 38/22; BREWINGTON 24/11; DITTNER, R 15/8; CASTRICHINI 10/3; PLESSER, E 12/6; Perez 40/27; Wagner 46/30; Carson 31/23; Stanton 11/8.

Umpires - HP: Shane Sullivan 1B: Calvin Baker 3B: Michael Parnell

Start: 6:03 pm Time: 2:57 Attendance: 625

Weather: 70, clear, calm wind

CASTRICHINI faced 2 batters in the 8th.

Charlotte 8 (4-3)

Player	ab	r	h	rbi	bb	so	po	a	lob
Chandler Riley 2b	2	1	2	1	2	0	2	4	0
Noah Furcht rf	4	0	0	0	0	3	1	0	2
Juan Rivera ph	1	0	0	0	1	0	0	0	0
Johnny Sutryk rf	0	0	0	0	0	0	0	0	0
Cody Gunderson 1b	2	1	1	1	3	0	6	0	3
Dawson Bryce 3b	4	1	2	1	1	0	1	2	3
Logan Poteet c	5	2	4	0	1	10	0	2	0
Carson Bayne cf	3	0	0	0	2	0	2	0	1
Connor Maryniak ss	1	1	0	1	2	0	1	1	1
Caleb Estes dh	4	1	1	0	1	0	0	0	0
Blake Martin lf	3	1	0	0	1	2	0	0	0
Spencer Nolan if	1	0	0	0	1	1	0	1	1
Sebastian Perez p	0	0	0	0	0	0	0	0	0
Ed Wagner p	0	0	0	0	0	0	0	0	0
Chase Carson p	0	0	0	0	0	0	1	0	0
Adam Stanton p	0	0	0	0	0	0	1	0	0
Totals	30	8	8	8	12	7	27	8	13

Score by Innings	1	2	3	4	5	6	7	8	9	R	H	E
Charlotte	0	7	0	0	0	0	1	X		8	8	1

E - NEWMAN, C(5); Maryniak(1), DP - Longwood 1. LOB - Longwood 5; Charlotte 13. 2B - NEWMAN, C(1); NELSON, J(1). HR - NELSON, J(1); Poteet(2). HBP - Riley; Maryniak. SF - Maryniak(1). CS - Riley(1).

Charlotte	ip	h	r	er	bb	so	ab	bf	np
Sebastian Perez	3.0	1	0	0	1	1	10	11	40
Ed Wagner	3.0	2	1	1	0	6	11	11	46
Chase Carson	2.0	1	0	0	0	3	7	31	
Adam Stanton	1.0	1	0	0	0	0	4	4	11

Win - Wagner (1-0). Loss - GUNTER, J (1-1). Save - None.

Umpires - HP: Shane Sullivan 1B: Calvin Baker 3B: Michael Parnell

Start: 6:03 pm Time: 2:57 Attendance: 625

Weather: 70, clear, calm wind

CASTRICHINI faced 2 batters in the 8th.

Old Dominion 7 (2-4)

Player	ab	r	h	rbi	bb	so	po	a	lob
Morales, Efrain dh	3	1	1	0	1	1	0	0	0
Aiken, TJ lf	4	1	1	3	1	2	0	0	0
Jorge, Kainen rf	4	0	0	0	0	3	2	0	2
Zedalis, Tyler 3b	4	0	0	0	3	0	1	1	1
Leite, Zach 1b	4	0	2	0	0	1	7	0	0
Schaedel, Tanner pr/1b	0	1	0	0	0	0	1	0	0
Stallings, Maverick 2b	3	0	0	0	1	0	3	0	0
Slater, Jack ph/c	1	0	0	0	1	2	0	0	0
Young, Scotty cf	3	0	0	0	2	2	0	1	0
Connors, Brody ph	0	1	0	0	1	0	0	0	0
Hammond, Tahaun 2b	0	0	0	0	0	0	0	0	0
Holman, Evan c	4	0	1	1	0	1	8	2	0
Thomas, Ryan pr/cf	0	1	0	0	0	0	0	0	0
Edwards, Kyle ss	4	2	3	3	0	1	3	2	0
Morgan, Blake p	0	0	0	0	0	0	0	0	0
Ridley, Luke p	0	0	0	0	0	0	0	0	0
Lanford, Cole p	0	0	0	0	0	0	0	0	0
Park, Jayce p	0	0	0	0	0	0	0	0	0
Matela, Bailey p	0	0	0	0	0	0	0	0	0
Schumann, Connor p	0	0	0	0	0	0	0	0	0
Hunt, Alex p	0	0	0	0	0	0	0	0	0
Totals	34	7	8	7	3	15	27	8	4

Score by Innings	1	2	3	4	5	6	7	8	9	R	H	E
Old Dominion	0	0	0	0	3	0	0	0	4	7	8	0
Charlotte	0	0	0	0	5	0	1	0	0	6	5	0

LOB - Old Dominion 4; Charlotte 11. 2B - Morales, E.(4); Leite, Z. 2(2); Holman, E.(1); Gunderson(1). HR - Aiken, T.(2); Edwards, K.(1). HBP - Morales, E.; Rivera; Furcht; Gunderson; Bayne. SB - Edwards, K.(3); Bryce(1). CS - Bayne(2).

Old Dominion	ip	h	r	er	bb	so	ab	bf	np
Morgan, Blake	4.2	2	5	5	6	5	16	24	92
Ridley, Luke	0.0	0	0	0	1	0	0	2	9
Lanford, Cole	1.1	0	0	1	0	4	5	23	
Park, Jayce	0.1	2	1	0	1	3	3	11	
Matela, Bailey	0.2	1	0	0	1	2	2	7	
Schumann, Connor	0.1	0	0	0	0	1	1	4	
Hunt, Alex	1.2	0	0	0	1	4	5	29	

Win - Hunt, A. (1-0). Loss - Maryniak (0-1). Save - None.

WP - Morgan, B.(2); Park, J.(1). HBP - by Kribbs (Morales, E.); by Morgan, B. (Rivera); by Morgan, B. (Furcht); by Ridley, L. (Bayne); by Hunt, A. (Gunderson), PB - Holman, E.(1). Pitches/strikes: Morgan, B. 92/50; Ridley, L. 9/4; Lanford, C. 23/11; Park, J. 11/7; Matela, B. 7/5; Schumann, C. 4/3; Hunt, A. 29/15; Kribbs 83/51; Camp 6/5; Sarver 46/30; Stanton 11/5; Maryniak 12/8.

Umpires - HP: Jim Stros 1B: Richard Riley 3B: Kevin Spivey

Start: 1:04 pm Time: 3:36 Attendance: 705

Charlotte 49ers Baseball Old Dominion at Charlotte Feb 21, 2025 at Charlotte, N.C. (Hayes Stadium)

Old Dominion 4 (1-4)

Player	ab	r	h	rbi	bb	so	po	a	lob
Morales, Efrain dh	5	1	1	0	0	1	0	0	0
Young, Scotty cf	4	0	1	0	0	1	4	0	0
Thomas, Ryan ph/cf	0	0	0	0	0	0	1	0	0
Jorge, Kainen rf	4	1	0	0	0	4	2	0	2
Zedalis, Tyler 3b	3	1	0	0	1	2	0	0	0
Schaedel, Tanner 1b	2	0	0	0	2	2	4	0	0
Aiken, TJ lf	4	1	2	4	0	1	1	0	0
Edwards, Kyle ss	2	0	0	0	2	0	3	1	0
Slater, Jack c	4	0	2	0	0	15	0	3	0
Hammond, Tahaun 2b	3	0	0	0	1	0	0	2	0
Brown, Dylan p	0	0	0	0	0	0	0	0	0
Baynes, Hunter p	0	0	0	0	0	0	0	0	0
Levari, Marco p	0	0	0	0	0	0	0	0	0
Totals	31	4	6	4	5	12	27	3	8

Score by Innings	1	2	3	4	5	6	7	8	9	R	H	E
Old Dominion	2	0	0	0	2	0	0	0	0	4	6	1
Charlotte	0	0	0	0	0	0	0	2		2	3	0

E - Zedalis, T.(1). LOB - Old Dominion 8; Charlotte 7. 2B - Rivera(1). HR - Aiken, T.(1). HBP - Thomas, R.; Jorge, K.; Furcht. SH - Hammond, T.(1); Rivera(1). SB - Sutryk(1). CS - Young, S.(1).

Old Dominion	ip	h	r	er	bb	so	ab	bf	np
Brown, Dylan	8.0	2	0	0	2	13	25	28	107
Baynes, Hunter	0.1	1	2	2	0	2	5	21	
Levari, Marco	0.2	0	0	0	0	2	3	13	

Win - Brown, D. (1-0). Loss - Gillespie (0-2). Save - Levari, M. (1).

HBP - by Gillespie (Jorge, K.); by Baker (Thomas, R.); by Baynes, H. (Furcht). Pitches/strikes: Brown, D. 107/69; Baynes, H. 21/9; Levari, M. 13/9; Gillespie 95/59; Carson 22/14; Baker 31/21.

Umpires - HP: Kevin Spivey 1B: Jim Stros 3B: Richard Riley

Start: 2:04 pm Time: 2:54 Attendance: 783



CARSON BAYNE

#1 • OUTFIELDER

YEAR	HEIGHT	WEIGHT	B/T
SR	5-11	185	R/R

HOMETOWN	HIGH SCHOOL
JACKSONVILLE, FLA.	SANDALWOOD

TRANSFER FROM
COLLEGE OF CENTRAL FLORIDA

@CARSONBAYNE @CARSONBAYNE

SEASON STATS

AVG/OBP/SLG	AB	R	H	RBI	BB	SO	1B	2B	3B	HR	SB
.185/.313/.407	27	2	5	11	3	10	3	0	0	2	0

LAST GAME PLAYED

OPPONENT
LONGWOOD
LOCATION
CHARLOTTE, N.C.
RESULT
W, 8-1
DATE
FEB. 25, 2025

3	0	0
AT BATS	HITS	RUNS
0	2	0
RBI	WALKS	STRIKEOUTS

STARTING CENTER FIELDER

SEASON HIGHS

AB: 5	Old Dominion.....	2/21
R: 1	2x, last: Old Dominion.....	2/21
H: 2	Old Dominion.....	2/21
RBI: 3	2x, last: Old Dominion.....	2/21
SB:	N/A	
BB: 2	Longwood.....	2/25

CAREER HIGHS

AB: 6	2x, last: vs. UTSA (AAC Championships).....	5/21/24
R: 3	2x, last: vs. UTSA (AAC Championships).....	5/21/24
H: 5	vs. UTSA (AAC Championships).....	5/21/24
RBI: 6	2x, last: at UAB.....	4/27/24
SB: 1	6x, last: vs. Tulane (AAC Championships).....	5/24/24
BB: 3	Davidson.....	2/20/24

HITTING STREAKS

CURRENT

LONGEST	START	END
9 Games	3/2/24.....	3/16/24

ON BASE STREAKS

CURRENT

1 Game		
LONGEST	START	END
9 Games	3/2/24.....	3/16/24

GAMES WITH...

	2025	CAREER
Multiple Hits	1	18
3+ Hits	0	5
Multiple RBI	3	13
3+ RBI	2	8
Multiple HRs	0	1

BAYNE'S CAREER STATS

SEASON	AVG	GP-GS	AB	R	H	2B	3B	HR	RBI	SLG%	BB	HBP	SO	GDP	OB%	SF	SH	SB	PO	A	E	FLD%
2024	.299	58-57	214	42	64	12	3	13	47	.565	18	6	52	9	.364	4	0	6	97	4	3	.971
2025	.185	7-7	27	2	5	0	0	2	11	.407	3	2	10	1	.313	0	0	0	12	0	0	1.000
CAREER	.286	65-64	241	44	69	12	3	15	58	.548	21	8	62	10	.358	4	0	6	109	4	3	.974



THAD ECTOR

#2 • OUTFIELDER

YEAR	HEIGHT	WEIGHT	B/T
SR	6-2	215	S/R

HOMETOWN	HIGH SCHOOL
TYRONE, GA.	STARS MILL

TRANSFER FROM
SOUTH CAROLINA/COLLEGE OF CENTRAL FLORIDA

@THADDEUSECTOR @THADDEUSECTOR_

SEASON STATS

AVG/OBP/SLG	AB	R	H	RBI	BB	SO	1B	2B	3B	HR	SB
.000/.000/.000	1	0	0	0	0	1	0	0	0	0	0

LAST GAME PLAYED

OPPONENT
OLD DOMINION
LOCATION
CHARLOTTE, N.C.
RESULT
L, 2-4
DATE
FEB. 22, 2025

1	0	0
AT BATS	HITS	RUNS
0	0	1
RBI	WALKS	STRIKEOUTS

PINCH HITTER

SEASON HIGHS

AB: 1	Old Dominion.....	2/22
R:	N/A	
H:	N/A	
RBI:	N/A	
SB:	N/A	
BB:	N/A	

CAREER HIGHS

AB: 5	West Virginia.....	2/25/24
R: 5	UNCW.....	3/15/24
H: 3	UNCW.....	3/15/24
RBI: 5	UNCW.....	3/15/24
SB: 2	2x, last: Winthrop.....	3/12/24
BB: 4	at Florida Atlantic.....	3/24/24

HITTING STREAKS

CURRENT

LONGEST	START	END
9 Games	2/18/24.....	3/2/24

ON BASE STREAKS

CURRENT

LONGEST	START	END
15 Games	3/12/24.....	4/9/24

GAMES WITH...

	2025	CAREER
Multiple Hits	---	9
3+ Hits	---	1
Multiple RBI	---	4
3+ RBI	---	2
Multiple HRs	---	1

ECTOR'S CAREER STATS

SEASON	AVG	GP-GS	AB	R	H	2B	3B	HR	RBI	SLG%	BB	HBP	SO	GDP	OB%	SF	SH	SB	PO	A	E	FLD%
2022 (SC)	.067	18-3	15	3	1	0	0	0	2	.067	2	0	7	1	.167	1	0	3	1	0	0	1.000
2024	.289	46-37	128	34	37	4	1	4	20	.430	29	7	33	4	.442	1	0	7	33	1	1	.971
2025	.000	2-0	1	0	0	0	0	0	0	.000	0	0	1	0	0	0	1	0	---	---	---	---
CAREER	.264	66-40	144	37	38	4	1	4	22	.389	31	7	41	5	.413	2	1	10	34	1	1	.972



DANTE DEFranco

#3 • INFILDER

YEAR	HEIGHT	WEIGHT	B/T
GR	5-10	185	R/R

HOMETOWN	HIGH SCHOOL
HILLSBOROUGH, N.C.	ORANGE

[X @DANTE_DEFranco3](#) [@DANTE3DEFranco](#)

SEASON STATS

AVG/OBP/SLG	AB	R	H	RBI	BB	SO	1B	2B	3B	HR	SB
.000/.333/.000	2	0	0	0	1	2	0	0	0	0	0

LAST GAME PLAYED

OPPONENT
OLD DOMINION
LOCATION
CHARLOTTE, N.C.
RESULT
L, 2-4
DATE
FEB. 22, 2025

0	0	0
AT BATS	HITS	RUNS
0	0	0
RBI	WALKS	STRIKEOUTS

DEFENSIVE REPLACEMENT

SEASON HIGHS

AB:	1	2x, last:	Old Dominion	2/21
R:			N/A	
H:			N/A	
RBI:			N/A	
SB:			N/A	
BB:	1		Northeastern, G2	2/14

CAREER HIGHS

AB:	6		at Rice	4/16/23
R:	3		at Florida Atlantic, G1	3/23/24
H:	5		at Louisiana Tech	3/18/23
RBI:	3	3x, last:	vs. Florida Atlantic (AAC Championships)	5/21/24
SB:	1	7x, last:	at UAB	4/27/24
BB:	3		at Rice	4/15/23

HITTING STREAKS

CURRENT

LONGEST	START	END
6 Games	5/11/24	5/21/24

ON BASE STREAKS

CURRENT

LONGEST	START	END
9 Games	5/11/24	2/14/25

GAMES WITH...

	2025	CAREER
Multiple Hits	0	15
3+ Hits	0	3
Multiple RBI	0	6
3+ RBI	0	3
Multiple HRs	0	0

DEFranco'S CAREER STATS

SEASON	AVG	GP-GS	AB	R	H	2B	3B	HR	RBI	SLG%	BB	HBP	SO	GDP	OB%	SF	SH	SB	PO	A	E	FLD%
2022	.222	20-0	9	2	2	0	0	0	1	.222	0	0	3	0	.222	0	0	0	1	3	0	1.000
2023	.247	44-30	85	15	21	6	0	0	9	.318	16	0	35	0	.366	0	3	3	55	29	3	.966
2024	.259	55-40	143	25	37	8	3	1	18	.378	13	4	36	0	.338	0	5	4	60	90	5	.968
2025	.000	3-1	2	0	0	0	0	0	0	.000	1	0	2	0	.333	0	0	0	---	---	---	---
CAREER	.252	122-71	239	42	60	14	3	1	28	.347	30	4	76	0	.344	0	8	7	116	122	8	.967



JOHNNY SUTRYK

#6 • OUTFILDER

(SOO-TRICK)

YEAR	HEIGHT	WEIGHT	B/T
SO	6-1	215	R/R

HOMETOWN	HIGH SCHOOL
VIRGINIA BEACH, VA.	IMG ACADEMY

[X @JSutryk](#) [@JOHNNY.SUTRYK](#)

SEASON STATS

AVG/OBP/SLG	AB	R	H	RBI	BB	SO	1B	2B	3B	HR	SB
.000/.273/.000	8	1	0	1	3	3	0	0	0	0	1

LAST GAME PLAYED

OPPONENT
LONGWOOD
LOCATION
CHARLOTTE, N.C.
RESULT
W, 8-1
DATE
FEB. 25, 2025

0	0	0
AT BATS	HITS	RUNS
0	0	0
RBI	WALKS	STRIKEOUTS

DEFENSIVE SUBSTITUTE

SEASON HIGHS

AB:	4		Northeastern, G2	2/14
R:	1		Northeastern, G1	2/14
H:			N/A	
RBI:	1		Old Dominion	2/23
SB:	1		Old Dominion	2/23
BB:	1	3x, last:	Old Dominion	2/23

CAREER HIGHS

AB:	6		at UAB	4/27/24
R:	1	12x, last:	Northeastern, G1	2/14/25
H:	2	4x, last:	at Winthrop	4/23/24
RBI:	3	3x, last:	UNCW	3/15/24
SB:	2		Winthrop	3/12/24
BB:	1	8x, last:	Old Dominion	2/23/25

HITTING STREAKS

CURRENT

LONGEST	START	END
5 Games	2/20/24	3/1/24

ON BASE STREAKS

CURRENT

2 Games		
LONGEST	START	END
5 Games, 2x, last:	3/12/24	3/20/24

GAMES WITH...

	2025	CAREER
Multiple Hits	0	4
3+ Hits	0	0
Multiple RBI	0	6
3+ RBI	0	3
Multiple HRs	0	0

SUTRYK'S CAREER STATS

SEASON	AVG	GP-GS	AB	R	H	2B	3B	HR	RBI	SLG%	BB	HBP	SO	GDP	OB%	SF	SH	SB	PO	A	E	FLD%
2024	.253	40-26	91	12	23	5	1	4	20	.462	5	5	41	0	.327	0	0	4	43	2	2	.957
2025	.000	6-2	8	1	0	0	0	0	1	.000	3	0	3	0	.273	0	0	1	6	0	1	.857
CAREER	.232	46-28	99	13	23	5	1	4	21	.424	8	5	44	0	.321	0	0	5	49	2	3	.944



NOAH FURCHT

#8 • OUTFIELDER

YEAR	HEIGHT	WEIGHT	B/T
SR	6-1	215	R/R

HOMETOWN	HIGH SCHOOL
Esko, Minn.	Esko

TRANSFER FROM
Kirkwood CC

X @NOAH_FURCHT20 @NOAH_FURCHT19

SEASON STATS

AVG/OBP/SLG	AB	R	H	RBI	BB	SO	1B	2B	3B	HR	SB
.269/.345/.500	26	4	7	4	1	9	5	0	0	2	0

LAST GAME PLAYED

OPPONENT
LONGWOOD
LOCATION
CHARLOTTE, N.C.
RESULT
W, 8-1
DATE
FEB. 25, 2025

4	0	0
AT BATS	HITS	RUNS
0	0	3
RBI	WALKS	STRIKEOUTS

STARTING RIGHT FIELDER

SEASON HIGHS

AB: 6	Old Dominion	2/21
R: 2	Old Dominion	2/21
H: 3	Old Dominion	2/21
RBI: 2	at Wofford	2/18
SB:	N/A	
BB: 1	Old Dominion	2/23

CAREER HIGHS

AB: 6	3x, last:	Old Dominion	2/21/25
R: 3	2x, last:	UNCW	3/15/24
H: 4		Rice, G1	5/3/24
RBI: 3	3x, last:	Rice, G1	5/3/24
SB: 1	4x, last:	Winthrop	3/12/24
BB: 2	5x, last:	vs. Davidson (Kannapolis, N.C.)	3/19/24

HITTING STREAKS

CURRENT

LONGEST **START** **END**
5 Games, 4x, last: 5/11/24.....5/17/24

ON BASE STREAKS

CURRENT

LONGEST **START** **END**
11 Games 5/3/24.....5/21/24

GAMES WITH...

	2025	CAREER
Multiple Hits	2	18
3+ Hits	1	5
Multiple RBI	1	11
3+ RBI	0	3
Multiple HRs	0	0

FURCHT'S CAREER STATS

SEASON	AVG	GP-GS	AB	R	H	2B	3B	HR	RBI	SLG%	BB	HBP	SO	GDP	OB%	SF	SH	SB	PO	A	E	FLD%
2024	.302	55-48	189	35	57	10	0	6	35	.450	24	7	46	2	.396	2	0	4	40	56	10	.906
2025	.269	7-6	26	4	7	0	0	2	4	.500	1	2	9	0	.345	0	0	0	10	1	0	1.000
CAREER	.298	62-54	215	39	64	10	0	8	39	.456	25	9	55	2	.390	2	0	4	50	57	10	.915



LOGAN POTEET

#9 • CATCHER

(POE-TEET)

YEAR	HEIGHT	WEIGHT	B/T
R-SO	6-1	215	R/R

HOMETOWN	HIGH SCHOOL
Virginia Beach, Va.	IMG Academy

TRANSFER FROM
Vanderbilt

X @LOGAN5POTEET @LOGAN.POTEET

SEASON STATS

AVG/OBP/SLG	AB	R	H	RBI	BB	SO	1B	2B	3B	HR	SB
.267/.313/.500	30	4	8	7	2	12	5	1	0	2	0

LAST GAME PLAYED

OPPONENT
LONGWOOD
LOCATION
CHARLOTTE, N.C.
RESULT
W, 8-1
DATE
FEB. 25, 2025

5	2	2
AT BATS	HITS	RUNS
4	0	1
RBI	WALKS	STRIKEOUTS

STARTING CATCHER

SEASON HIGHS

AB: 6	Old Dominion	2/21	
R: 2	Longwood	2/25	
H: 3	Old Dominion	2/21	
RBI: 4	Longwood	2/25	
SB:	N/A		
BB: 1	2x, last:	Old Dominion	2/23

CAREER HIGHS

AB: 6	Old Dominion	2/21/25	
R: 3	Middle Tennessee	4/9/24 *at Vandy*	
H: 3	Old Dominion	2/21/25	
RBI: 4	LONGWOOD	2/25/25	
SB:	N/A		
BB: 1	3x, last:	Old Dominion	2/23/25

HITTING STREAKS

CURRENT

3 Games
LONGEST **START** **END**
3 Games 3/5/24.....3/19/24

ON BASE STREAKS

CURRENT

3 Games
LONGEST **START** **END**
3 Games, 2x, last: 2/22/25.....

GAMES WITH...

	2025	CAREER
Multiple Hits	3	4
3+ Hits	1	1
Multiple RBI	2	5
3+ RBI	2	3
Multiple HRs	0	0

POTEET'S CAREER STATS

SEASON	AVG	GP-GS	AB	R	H	2B	3B	HR	RBI	SLG%	BB	HBP	SO	GDP	OB%	SF	SH	SB	PO	A	E	FLD%
2024 (Vandy)	.207	11-8	29	5	6	0	0	3	10	.517	1	0	10	0	.226	1	0	0	88	3	0	1.000
2025	.267	7-7	30	4	8	1	0	2	7	.500	2	0	12	0	.313	0	0	0	74	12	1	.989
CAREER	.237	18-15	59	9	14	1	0	5	17	.508	3	0	22	0	.270	1	0	0	162	15	1	.994



CONNOR MARYNIAK

#11 • INFILDER/PITCHER

(MARE-UH-NACK)

YEAR	HEIGHT	WEIGHT	B/T
SR	6-1	200	R/R

HOMETOWN	HIGH SCHOOL
READING, PA.	GOVERNOR MIFFLIN

TRANSFER FROM
MISERICORDIA

X @CONNORMARYNIAK5 @CONNORMARYNIAK

SEASON STATS

AVG/OBP/SLG	AB	R	H	RBI	BB	SO	1B	2B	3B	HR	SB
.125/.333/.208	24	4	3	2	6	7	1	2	0	0	0

LAST GAME PLAYED

OPPONENT
LONGWOOD
LOCATION
CHARLOTTE, N.C.
RESULT
W, 8-1
DATE
FEB. 25, 2025

STARTING SHORTSTOP

1	0	1
AT BATS	HITS	RUNS
1	2	0
RBI	WALKS	STRIKEOUTS

BATTING STATS

SEASON HIGHS

AB:	4	5x, last:	Old Dominion	2/22
R:	2		Old Dominion	2/21
H:	1	3x, last:	Old Dominion	2/21
RBI:	1	2x, last:	Longwood	2/25
SB:			N/A	
BB:	2	2x, last:	Longwood	2/25

CAREER HIGHS

AB:	6	2x, last:	at Kean	3/24/23	*at Misericordia*
R:	4		at DeSales, G2	4/20/24	*at Misericordia*
H:	4	2x, last:	at DeSales, G2	4/20/24	*at Misericordia*
RBI:	8		at DeSales, G2	4/20/24	*at Misericordia*
SB:	3		Delaware Valley, G1	4/21/24	*at Misericordia*
BB:	3	2x, last:	at FDU-Florham	4/14/24	*at Misericordia*

HITTING STREAKS

CURRENT

LONGEST START END
11 Games, 2x, last: 4/13/24..... 4/26/24

ON BASE STREAKS

CURRENT

2 Games
LONGEST START END
13 Games 3/8/24..... 4/8/24

GAMES WITH...

	2025	CAREER
Multiple Hits	0	44
3+ Hits	0	13
Multiple RBI	0	35
3+ RBI	0	19
Multiple HRs	0	3

MARYNIAK'S CAREER BATTING STATS

SEASON	AVG	GP-GS	AB	R	H	2B	3B	HR	RBI	SLG%	BB	HBP	SO	GDP	OB%	SF	SH	SB	PO	A	E	FLD%
2022 (MU)	.327	42-33	104	23	34	8	2	6	29	.615	8	8	29	2	.413	1	1	0	32	79	3	.974
2023 (MU)	.281	53-53	178	51	50	14	1	8	38	.506	21	9	23	2	.381	2	7	10	60	132	11	.946
2024 (MU)	.345	55-55	206	52	71	10	5	13	70	.631	24	6	30	5	.419	5	2	17	56	123	9	.952
2025	.125	7-7	24	4	3	2	0	0	2	.208	6	2	7	0	.333	1	0	0	6	15	1	.955
CAREER	.309	157-148	512	130	158	34	8	27	139	.564	59	25	89	9	.400	9	10	27	154	349	24	.954

CONNOR MARYNIAK PITCHING STATS

SEASON BESTS

IP:	0.2	Old Dominion	2/23
H:	1	Old Dominion	2/23
ER:	1	Old Dominion	2/23
BB:	0	Old Dominion	2/23
SO:	N/A		
NP:	12	Old Dominion	2/23

CAREER BESTS

IP:	9.0	2x, last:	vs. Arcadia (MAC-F Tournament)	5/11/24	*at Misericordia*
H:	0	3x, last:	Susquehanna	4/5/22	*at Misericordia*
ER:	0	14x, last:	vs. Arcadia (MAC-F Tournament)	5/11/24	*at Misericordia*
BB:	0	18x, LAST:	OLD DOMINION	2/23/25	
SO:	10		at DeSales, G2	4/20/24	*at Misericordia*
NP:	110		vs. Wisconsin-Whitewater (D3WS)	6/6/24	*at Misericordia*

SEASON STATS

ERA	WHIP	GP-GS	W-L	SV	IP	H	R	ER	BB	SO	oAVG
13.50	1.50	1-0	0-1	0	0.2	1	1	1	0	0	.333

LAST GAME PLAYED

OPPONENT
OLD DOMINION
LOCATION
CHARLOTTE, N.C.
RESULT
L, 6-7
DATE
FEB. 23, 2025

RELIEF PITCHER

0.2	1	1
INN. PITCHED	RUNS	EARNED RUNS
1	0	0
HITS	WALKS	STRIKEOUTS

STARTS WITH...

	2025	CAREER
5.0+ IP	---	17
5+ Ks	---	15

IN STARTS WITH 5.0+ IP...

	2025	CAREER
No Walks	---	5
Less than 3 Runs	---	8
No Hits	---	0
Quality Starts	---	8

RELIEF OUTINGS WITH...

	2025	CAREER
1.0+ IP	0	16
2+ Ks	0	10

RELIEF OUTINGS WITH 1.0+ IP...

	2025	CAREER
No Walks	0	11
Less than 2 Runs	0	13
No Hits	0	3
No Baserunners	0	2

MARYNIAK'S CAREER PITCHING STATS

SEASON	ERA	W-L	GP-GS	CG	SHO	SV	IP	H	R	ER	BB	SO	2B	3B	HR	BF	oAVG	WP	HBP	BK	SFA	SHA
2022 (MU)	4.82	0-4	12-1	0	0	3	28	26	17	15	6	31	4	1	2	116	.241	6	0	2	0	2
2023 (MU)	5.60	5-1	11-6	1	0	1	45	56	28	28	11	41	12	2	4	204	.296	7	3	0	0	1
2024 (MU)	2.44	11-3	15-13	2	0	0	84.2	84	35	23	19	76	15	1	1	357	.258	6	5	0	2	5
2025	13.50	0-1	1-0	0	0	0	0.2	1	1	1	0	0	0	0	1	3	.333	0	0	0	0	0
CAREER	3.81	16-9	39-20	3	0	4	158.1	167	81	67	36	148	31	4	8	680	.267	19	8	2	2	8



CHASE CARSON

#12 • PITCHER

YEAR	HEIGHT	WEIGHT	B/T
SR	6-4	210	L/L

HOMETOWN	HIGH SCHOOL
TOPEKA, KAN.	SHAWNEE HEIGHTS

TRANSFER FROM
STATE FAIR CC

X @CHASECARSON18 @CHASE_CARSON

SEASON STATS

ERA	WHIP	GP-GS	W-L	SV	IP	H	R	ER	BB	SO	oAVG
0.00	0.60	2-0	0-0	0	3.1	2	0	0	0	5	.167

LAST GAME PLAYED

OPPONENT
LONGWOOD
LOCATION
CHARLOTTE, N.C.
RESULT
W, 8-1
DATE
FEB. 25, 2025
RELIEF PITCHER

2.0	0	0
INN. PITCHED	RUNS	EARNED RUNS
1	0	3
HITS	WALKS	STRIKEOUTS

SEASON BESTS

IP: 2.0	Longwood	2/25
H: 1	2x, last: Longwood	2/25
ER: 0	2x, last: Longwood	2/25
BB: 0	2x, last: Longwood	2/25
SO: 3	Longwood	2/25
NP: 31	2x, last: Longwood	2/25

CAREER BESTS

IP: 7.0	2x, last: at UAB	4/27/24
H: 0	3x, last: Winthrop	3/12/24
ER: 0	5x, LAST: LONGWOOD	2/25/25
BB: 0	7x, LAST: LONGWOOD	2/25/25
SO: 9	vs. Davidson (Kannapolis, N.C.)	3/19/24
NP: 107	at UAB	4/27/24

STARTS WITH...

	2025	CAREER
5.0+ IP	---	2
5+ Ks	---	3

RELIEF OUTINGS WITH...

	2025	CAREER
1.0+ IP	2	3
2+ Ks	2	3

IN STARTS WITH 5.0+ IP...

	2025	CAREER
No Walks	---	1
Less than 3 Runs	---	1
No Hits	---	0
Quality Starts	---	1

RELIEF OUTINGS WITH 1.0+ IP...

	2025	CAREER
No Walks	2	2
Less than 2 Runs	2	2
No Hits	0	0
No Baserunners	0	0

CARSON'S CAREER STATS

SEASON	ERA	W-L	GP-GS	CG	SHO	SV	IP	H	R	ER	BB	SO	2B	3B	HR	BF	oAVG	WP	HBP	BK	SFA	SHA
2024	7.63	2-2	19-13	0	0	0	46	55	42	39	32	49	8	1	9	229	.297	5	6	1	4	2
2025	0.00	0-0	2-0	0	0	0	3.1	2	0	0	0	5	0	0	0	12	.167	0	0	0	0	0
CAREER	7.11	2-2	21-13	0	0	0	49.1	57	42	39	32	54	8	1	9	241	.289	5	6	1	4	2



CALEB ESTES

#13 • INFIELDER

(ESS-TISS)

YEAR	HEIGHT	WEIGHT	B/T
JR	6-4	205	R/R

HOMETOWN	HIGH SCHOOL
SEVERN, Md.	ARCHBISHOP SPALDING

TRANSFER FROM
MARYLAND/GASTON CC

X @CESTES07 @CALEB.ESTES

SEASON STATS

AVG/OBP/SLG	AB	R	H	RBI	BB	SO	1B	2B	3B	HR	SB
.214/.313/.286	14	2	3	0	2	3	2	1	0	0	0

LAST GAME PLAYED

OPPONENT
LONGWOOD
LOCATION
CHARLOTTE, N.C.
RESULT
W, 8-1
DATE
FEB. 25, 2025
STARTING DH

4	1	1
AT BATS	HITS	RUNS
0	1	0
RBI	WALKS	STRIKEOUTS

SEASON HIGHS

AB: 4	Longwood	2/25
R: 1	2x, last: Longwood	2/25
H: 2	at Wofford	2/18
RBI:	N/A	
SB:	N/A	
BB: 1	2x, last: Longwood	2/25

CAREER HIGHS

AB: 4	LONGWOOD	2/25/25
R: 1	3x, LAST: LONGWOOD	2/25/25
H: 2	at Wofford	2/18/25
RBI:	N/A	
SB:	N/A	
BB: 1	2x, LAST: LONGWOOD	2/25/25

HITTING STREAKS

CURRENT	START	END
1 Game		
LONGEST	START	END
1 Game, 2x, last: 2/25/25		

GAMES WITH...

	2025	CAREER
Multiple Hits	1	1
3+ Hits	0	0
Multiple RBI	0	0
3+ RBI	0	0
Multiple HRs	0	0

ON BASE STREAKS

CURRENT	START	END
1 Game		
LONGEST	START	END
2 Games	3/10/23	2/18/25

ESTES'S CAREER STATS

SEASON	AVG	GP-GS	AB	R	H	2B	3B	HR	RBI	SLG%	BB	HBP	SO	GDP	OB%	SF	SH	SB	PO	A	E	FLD%
2023 (MD)	.000	3-0	0	1	0	0	0	0	0	.000	1	0	0	0	1.000	0	0	0	0	1	2	.333
2025	.214	5-5	14	2	3	1	0	0	0	.286	2	0	3	0	.313	0	0	0	---	---	---	---
CAREER	.214	8-5	14	3	3	1	0	0	0	.286	3	0	3	0	.353	0	0	0	1	2	2	.333



CHANDLER RILEY

#14 • INFILDER

YEAR	HEIGHT	WEIGHT	B/T
GR	6-0	185	L/R

HOMETOWN	HIGH SCHOOL
CONCORD, N.C.	COX MILL

TRANSFER FROM
GASTON CC/CAMPBELL

@CHANDLERRILEY4 @CRILEY03

SEASON STATS

AVG/OBP/SLG	AB	R	H	RBI	BB	SO	1B	2B	3B	HR	SB
.273/.467/.318	22	2	6	5	7	8	5	1	0	0	0

LAST GAME PLAYED

OPPONENT
LONGWOOD
LOCATION
CHARLOTTE, N.C.
RESULT
W, 8-1
DATE
FEB. 25, 2025

2	2	1
AT BATS	HITS	RUNS
1	2	0
RBI	WALKS	STRIKEOUTS

STARTING SECOND BASEMAN

SEASON HIGHS

AB:	4	3x, last:	Old Dominion	2/23
R:	1	2x, last:	Longwood	2/25
H:	2		Longwood	2/25
RBI:	2		Northeastern, GI	2/14
SB:			N/A	
BB:	3		Old Dominion	2/21

CAREER HIGHS

AB:	6	4x, last:	at #8 North Carolina	4/7/24	*at Campbell
R:	3		High Point	4/23/23	*at Campbell
H:	4		at Delaware	4/23/24	*at Campbell
RBI:	4		North Carolina A&T	4/5/24	*at Campbell
SB:	2	2x, last:	vs. USC Upstate (Big South Tournament)	5/26/23	*at Campbell
BB:	3		Old Dominion	2/21/25	

HITTING STREAKS

CURRENT	LONGEST	START	END
2 Games	6 Games	5/6/23	5/14/23

ON BASE STREAKS

CURRENT	LONGEST	START	END
2 Games	17 Games (2x) last:	3/3/24	4/7/24

GAMES WITH...

	2025	CAREER
Multiple Hits	1	29
3+ Hits	0	4
Multiple RBI	1	10
3+ RBI	0	1
Multiple HRs	0	1

RILEY'S CAREER STATS

SEASON	AVG	GP-GS	AB	R	H	2B	3B	HR	RBI	SLG%	BB	HBP	SO	GDP	OB%	SF	SH	SB	PO	A	E	FLD%
2023 (CU)	.309	52-43	152	43	47	6	1	4	25	.441	48	7	42	2	.493	0	4	8	42	90	9	.936
2024 (CU)	.286	46-44	145	37	44	7	1	3	16	.403	28	11	49	1	.428	1	1	5	58	104	10	.942
2025	.273	7-7	22	2	6	1	0	0	5	.318	7	1	8	0	.467	0	0	0	10	13	0	1.000
CAREER	.304	105-94	319	82	97	14	2	7	46	.426	83	19	99	3	.472	1	5	13	110	207	19	.943



WESLEY JONES

#17 • PITCHER

YEAR	HEIGHT	WEIGHT	B/T
SO	6-4	225	R/R

HOMETOWN	HIGH SCHOOL
CHARLOTTE, N.C.	CHARLOTTE CHRISTIAN

@WESLEYJONES2023 @WESLEY21JONES

SEASON STATS

ERA	WHIP	GP-GS	W-L	SV	IP	H	R	ER	BB	SO	oAVG
0.00	2.00	1-0	0-0	0	1.0	2	0	0	0	1	.400

LAST APPEARANCE

OPPONENT
OLD DOMINION
LOCATION
CHARLOTTE, N.C.
RESULT
W, 10-9 (11 INN.)
DATE
FEB. 21, 2025

1.0	0	0
INN. PITCHED	RUNS	EARNED RUNS
2	0	1
HITS	WALKS	STRIKEOUTS

RELIEF PITCHER

SEASON BESTS

IP:	1.0	Old Dominion	2/21
H:	2	Old Dominion	2/21
ER:	0	Old Dominion	2/21
BB:	0	Old Dominion	2/21
SO:	1	Old Dominion	2/21
NP:	28	Old Dominion	2/21

CAREER BESTS

IP:	1.0	OLD DOMINION	2/21/25	
H:	1	2x, last:	at #7 North Carolina	4/30/24
ER:	0	2x, last:	OLD DOMINION	2/21/25
BB:	0		OLD DOMINION	2/21/25
SO:	1		OLD DOMINION	2/21/25
NP:	28		OLD DOMINION	2/21/25

STARTS WITH...

	2025	CAREER
5.0+ IP	---	0
5+ Ks	---	0

RELIEF OUTINGS WITH...

	2025	CAREER
1.0+ IP	1	1
2+ Ks	0	0

IN STARTS WITH 5.0+ IP...

	2025	CAREER
No Walks	---	0
Less than 3 Runs	---	0
No Hits	---	0
Quality Starts	---	0

RELIEF OUTINGS WITH 1.0+ IP...

	2025	CAREER
No Walks	1	1
Less than 2 Runs	1	1
No Hits	0	0
No Baserunners	0	0

JONES'S CAREER STATS

SEASON	ERA	W-L	GP-GS	CG	SHO	SV	IP	H	R	ER	BB	SO	2B	3B	HR	BF	oAVG	WP	HBP	BK	SFA	SHA
2024	18.00	0-0	2-1	0	0	0	1	2	2	2	3	0	1	0	0	10	.400	1	2	0	0	0
2025	0.00	0-0	1-0	0	0	0	1.0	2	0	0	0	1	1	0	5	.400	0	0	0	0	0	
CAREER	9.00	0-0	3-1	0	0	0	2.0	4	2	2	3	1	2	0	15	.400	1	2	0	0	0	



DAWSON BRYCE

#18 • INFILDER

YEAR	HEIGHT	WEIGHT	B/T
SO	6-3	200	R/R

HOMETOWN	HIGH SCHOOL
TAUNTON, MASS.	TAUNTON

TRANSFER FROM
MERRIMACK

DAWSONBRYCE7

SEASON STATS

AVG/OBP/SLG	AB	R	H	RBI	BB	SO	1B	2B	3B	HR	SB
.357/.419/.429	28	7	10	2	3	7	8	2	0	0	1

LAST GAME PLAYED

OPPONENT
LONGWOOD
LOCATION
CHARLOTTE, N.C.
RESULT
W, 8-1
DATE
FEB. 25, 2025

4	2	1
AT BATS	HITS	RUNS
1	1	0
RBI	WALKS	STRIKEOUTS

STARTING THIRD BASEMAN

SEASON HIGHS

AB:	6	Old Dominion	2/21
R:	2	2x, last: Old Dominion	2/23
H:	3	Northeastern, G2	2/14
RBI:	1	2x, last: Longwood	2/25
SB:	1	Old Dominion	2/23
BB:	1	3x, last: Longwood	2/25

CAREER HIGHS

AB:	7	2x, last: at Le Moyne	5/11/24	*at Merrimack*
R:	4	3x, last: at Le Moyne	5/11/24	*at Merrimack*
H:	5	at Le Moyne	5/11/24	*at Merrimack*
RBI:	4	2x, last: at Le Moyne	5/11/24	*at Merrimack*
SB:	2	Maryland Eastern Shore, G2...	3/22/24	*at Merrimack*
BB:	3	at Coppin State	3/10/24	*at Merrimack*

HITTING STREAKS

CURRENT	START	END
2 Games		
LONGEST		
13 Games	5/1/24	5/23/24

ON BASE STREAKS

CURRENT	START	END
2 Games		
LONGEST		
17 Games	5/1/24	2/18/25

GAMES WITH...

	2025	CAREER
Multiple Hits	4	33
3+ Hits	1	12
Multiple RBI	0	17
3+ RBI	0	7
Multiple HRs	0	1

BRYCE'S CAREER STATS

SEASON	AVG	GP-GS	AB	R	H	2B	3B	HR	RBI	SLG%	BB	HBP	SO	GDP	OB%	SF	SH	SB	PO	A	E	FLD%
2024 (MC)	.357	58-57	252	66	90	19	1	15	59	.619	16	10	51	1	.413	3	0	11	38	98	11	.925
2025	.357	7-7	28	7	10	2	0	0	2	.429	3	0	7	0	.419	0	0	1	6	15	0	1.000
CAREER	.357	65-64	280	73	100	21	1	15	61	.600	19	10	58	1	.413	3	0	12	44	113	11	.935



BLAKE MARTIN

#19 • OUTFIELDER

YEAR	HEIGHT	WEIGHT	B/T
JR	6-0	200	L/R

HOMETOWN	HIGH SCHOOL
IRMO, S.C.	DUTCH FORK

TRANSFER FROM
SPARTANBURG METHODIST

@BMARTIN_1025 @BMARTIN_10

SEASON STATS

AVG/OBP/SLG	AB	R	H	RBI	BB	SO	1B	2B	3B	HR	SB
.000/.200/.000	4	1	0	0	1	2	0	0	0	0	0

LAST GAME PLAYED

OPPONENT
LONGWOOD
LOCATION
CHARLOTTE, N.C.
RESULT
W, 8-1
DATE
FEB. 25, 2025

3	0	1
AT BATS	HITS	RUNS
0	1	1
RBI	WALKS	STRIKEOUTS

STARTING LEFT FIELDER

SEASON HIGHS

AB:	3	Longwood	2/25
R:	1	Longwood	2/25
H:		N/A	
RBI:		N/A	
SB:		N/A	
BB:	1	Longwood	2/25

CAREER HIGHS

AB:	3	LONGWOOD	2/25/25
R:	1	LONGWOOD	2/25/25
H:		N/A	
RBI:		N/A	
SB:		N/A	
BB:	1	LONGWOOD	2/25/25

HITTING STREAKS

CURRENT	START	END

LONGEST		

ON BASE STREAKS

CURRENT	START	END
1 Game		
LONGEST		
1 Game	2/25/25	

GAMES WITH...

	2025	CAREER
Multiple Hits	0	0
3+ Hits	0	0
Multiple RBI	0	0
3+ RBI	0	0
Multiple HRs	0	0

MARTIN'S CAREER STATS

SEASON	AVG	GP-GS	AB	R	H	2B	3B	HR	RBI	SLG%	BB	HBP	SO	GDP	OB%	SF	SH	SB	PO	A	E	FLD%
2025	.000	2-1	4	1	0	0	0	0	0	.000	1	0	2	0	.200	0	0	0	2	0	0	1.000
CAREER	.000	2-1	4	1	0	0	0	0	0	.000	1	0	2	0	.200	0	0	0	2	0	0	1.000



ED WAGNER #20 • PITCHER

(WAG-NURR)

YEAR	HEIGHT	WEIGHT	B/T
R-JR	6-5	220	R/R

HOMETOWN	HIGH SCHOOL
HAYMARKET, VA.	HIGHLAND SCHOOL

TRANSFER FROM
GEORGE WASHINGTON/STATE COLLEGE OF FLORIDA

X @EDAWG_07 @EDAWG07

SEASON STATS

ERA	WHIP	GP-GS	W-L	SV	IP	H	R	ER	BB	SO	oAVG
4.50	1.00	2-0	1-0	0	4.0	4	2	2	0	6	.250

LAST GAME PLAYED

OPPONENT
LONGWOOD
LOCATION
CHARLOTTE, N.C.
RESULT
W, 8-1
DATE
FEB. 25, 2025

RELIEF PITCHER

3.0	1	1
INN. PITCHED	RUNS	EARNED RUNS
2	0	6
HITS	WALKS	STRIKEOUTS

SEASON BESTS

IP: 3.0	Longwood	2/25
H: 2	2x, last: Longwood	2/25
ER: 1	2x, last: Longwood	2/25
BB: 0	2x, last: Longwood	2/25
SO: 6	Longwood	2/25
NP: 46	Longwood	2/25

CAREER BESTS

IP: 3.0	LONGWOOD	2/25/25
H: 2	2x, LAST: LONGWOOD	2/25/25
ER: 1	2x, LAST: LONGWOOD	2/25/25
BB: 0	2x, LAST: LONGWOOD	2/25/25
SO: 6	LONGWOOD	2/25/25
NP: 46	LONGWOOD	2/25/25

STARTS WITH...

	2025	CAREER
5.0+ IP	---	---
5+ Ks	---	---

RELIEF OUTINGS WITH...

	2025	CAREER
1.0+ IP	2	2
2+ Ks	1	1

IN STARTS WITH 5.0+ IP...

	2025	CAREER
No Walks	---	---
Less than 3 Runs	---	---
No Hits	---	---
Quality Starts	---	---

RELIEF OUTINGS WITH 1.0+ IP...

	2025	CAREER
No Walks	2	2
Less than 2 Runs	2	2
No Hits	0	0
No Baserunners	0	0

WAGNER'S CAREER STATS

SEASON	ERA	W-L	GP-GS	CG	SHO	SV	IP	H	R	ER	BB	SO	2B	3B	HR	BF	oAVG	WP	HBP	BK	SFA	SHA
2025	4.50	1-0	2-0	0	0	0	4.0	4	2	2	0	6	1	0	1	17	.250	0	1	0	0	0
CAREER	4.50	1-0	2-0	0	0	0	4.0	4	2	2	0	6	1	0	1	17	.250	0	1	0	0	0



ADAM STANTON #21 • PITCHER

YEAR	HEIGHT	WEIGHT	B/T
SR	6-3	230	R/R

HOMETOWN	HIGH SCHOOL
EAGAN, MINN.	EAGAN

TRANSFER FROM
IOWA WESTERN CC

X @ADAM_STAN03 @ADAM_S70

SEASON STATS

ERA	WHIP	GP-GS	W-L	SV	IP	H	R	ER	BB	SO	oAVG
4.70	0.65	5-0	0-0	0	7.2	4	4	4	1	6	.160

LAST GAME PLAYED

OPPONENT
LONGWOOD
LOCATION
CHARLOTTE, N.C.
RESULT
W, 8-1
DATE
FEB. 25, 2025

RELIEF PITCHER

1.0	0	0
INN. PITCHED	RUNS	EARNED RUNS
1	0	0
HITS	WALKS	STRIKEOUTS

SEASON BESTS

IP: 2.1	at Wofford	2/18
H: 0	at Wofford	2/18
ER: 0	3x, last: Longwood	2/25
BB: 0	4x, last: Longwood	2/25
SO: 3	at Wofford	2/18
NP: 29	2x, last: Old Dominion	2/21

CAREER BESTS

IP: 6.0	at UAB	4/28/24
H: 0	2x, last: at Wofford	2/18/25
ER: 0	14x, LAST: LONGWOOD	2/25/25
BB: 0	15x, LAST: LONGWOOD	2/25/25
SO: 5	2x, last: Tulane, G2	5/16/24
NP: 77	Tulane, G2	5/16/24

STARTS WITH...

	2025	CAREER
5.0+ IP	---	3
5+ Ks	---	1

RELIEF OUTINGS WITH...

	2025	CAREER
1.0+ IP	4	17
2+ Ks	1	9

IN STARTS WITH 5.0+ IP...

	2025	CAREER
No Walks	---	0
Less than 3 Runs	---	1
No Hits	---	0
Quality Starts	---	1

RELIEF OUTINGS WITH 1.0+ IP...

	2025	CAREER
No Walks	4	14
Less than 2 Runs	3	13
No Hits	1	2
No Baserunners	1	2

STANTON'S CAREER STATS

SEASON	ERA	W-L	GP-GS	CG	SHO	SV	IP	H	R	ER	BB	SO	2B	3B	HR	BF	oAVG	WP	HBP	BK	SFA	SHA
2024	5.96	0-2	23-7	0	0	0	51.1	64	40	34	20	42	15	2	8	235	.308	3	3	0	2	2
2025	4.70	0-0	5-0	0	0	0	7.2	4	4	4	1	6	3	0	0	28	.160	0	1	0	1	0
CAREER	5.80	0-2	28-7	0	0	0	59.0	68	44	38	21	48	18	2	8	263	.292	3	4	0	3	2



CODY GUNDERSON #22 • CATCHER/1B

(GUN-DUR-SIN)

YEAR	HEIGHT	WEIGHT	B/T
JR	6-4	220	R/R

HOMETOWN	HIGH SCHOOL
ST. MALO, MANITOBA, CANADA	INSTITUTE COLLEGE ST. PIERRE

TRANSFER FROM
HUTCHINSON CC

@CODYGUNDERSON_

SEASON STATS

AVG/OBP/SLG	AB	R	H	RBI	BB	SO	1B	2B	3B	HR	SB
.304/.500/.435	23	6	7	5	6	7	5	1	1	0	0

LAST GAME PLAYED

OPPONENT
LONGWOOD
LOCATION
CHARLOTTE, N.C.
RESULT
W, 8-1
DATE
FEB. 25, 2025

2	1	1
AT BATS	HITS	RUNS
1	3	0
RBI	WALKS	STRIKEOUTS

STARTING FIRST BASEMAN

SEASON HIGHS

AB: 6	Old Dominion.....	2/21
R: 2	Northeastern, G2.....	2/14
H: 2	2x, last: Old Dominion.....	2/21
RBI: 2	Old Dominion.....	2/23
SB: 0	N/A	
BB: 3	Longwood.....	2/25

CAREER HIGHS

AB: 6	Old Dominion.....	2/21/25
R: 2	Northeastern, G2.....	2/14/25
H: 2	2x, last: Old Dominion.....	2/21/25
RBI: 1	2x, last: Old Dominion.....	2/21/25
SB: 0	N/A	
BB: 3	LONGWOOD.....	2/25/25

HITTING STREAKS

CURRENT	START	END
2 Games		
LONGEST		
2 Games, 2x, last: 2/23/25.....		

ON BASE STREAKS

CURRENT	START	END
7 Games		
LONGEST		
7 Games	2/14/25.....	

GAMES WITH...

	2025	CAREER
Multiple Hits	1	1
3+ Hits	0	0
Multiple RBI	1	1
3+ RBI	0	0
Multiple HRs	0	0

GUNDERSON'S CAREER STATS

SEASON	AVG	GP-GS	AB	R	H	2B	3B	HR	RBI	SLG%	BB	HBP	SO	GDP	OB%	SF	SH	SB	PO	A	E	FLD%
2025	.304	7-7	23	6	7	1	1	0	5	.435	6	3	7	0	.500	0	0	0	53	2	0	1.000
CAREER	.304	7-7	23	6	7	1	1	0	5	.435	6	3	7	0	.500	0	0	0	53	2	0	1.000



SPENCER NOLAN #23 • UTILITY

YEAR	HEIGHT	WEIGHT	B/T
JR	6-5	190	R/R

HOMETOWN	HIGH SCHOOL
WILMINGTON, N.C.	HOGGARD

@SPENCERNOLAN7 @SPENCER.NOLAN

SEASON STATS

AVG/OBP/SLG	AB	R	H	RBI	BB	SO	1B	2B	3B	HR	SB
.000/.000/.000	1	1	0	0	0	1	0	0	0	0	0

LAST GAME PLAYED

OPPONENT
LONGWOOD
LOCATION
CHARLOTTE, N.C.
RESULT
W, 8-1
DATE
FEB. 25, 2025

1	0	0
AT BATS	HITS	RUNS
0	0	1
RBI	WALKS	STRIKEOUTS

DEFENSIVE SUBSTITUTE

SEASON HIGHS

AB: 1	Longwood.....	2/25
R: 1	Old Dominion.....	2/21
H: 0	N/A	
RBI: 0	N/A	
SB: 0	N/A	
BB: 0	N/A	

CAREER HIGHS

AB: 6	Davidson.....	2/20/24
R: 3	Rice, G2.....	5/3/24
H: 2	7x, last: Rice, G2.....	5/3/24
RBI: 2	4x, last: Rice, G2.....	5/3/24
SB: 2	2x, last: South Florida, G2.....	3/29/24
BB: 3	3x, last: UNCW.....	3/15/24

HITTING STREAKS

CURRENT	START	END

LONGEST		
6 Games	5/16/24.....	5/24/24

ON BASE STREAKS

CURRENT	START	END

LONGEST		
10 Games	3/26/23.....	4/14/23

GAMES WITH...

	2025	CAREER
Multiple Hits	0	7
3+ Hits	0	0
Multiple RBI	0	4
3+ RBI	0	0
Multiple HRs	0	0

NOLAN'S CAREER STATS

SEASON	AVG	GP-GS	AB	R	H	2B	3B	HR	RBI	SLG%	BB	HBP	SO	GDP	OB%	SF	SH	SB	PO	A	E	FLD%
2023	.193	62-48	145	34	28	4	0	2	14	.262	31	3	61	1	.346	0	4	4	356	24	5	.987
2024	.196	46-28	97	12	19	3	1	2	8	.309	13	0	32	2	.291	0	0	4	151	5	0	1.000
2025	.000	5-0	1	1	0	0	0	0	0	.000	0	0	1	0	0	0	0	0	1	0	0	1.000
CAREER	.193	113-76	243	47	47	7	1	4	22	.280	44	3	94	3	.324	0	4	8	508	29	5	.991



REID HAIRE

#24 • OUTFIELDER

(HAIR)

YEAR	HEIGHT	WEIGHT	B/T
SO	6-0	195	L/L

HOMETOWN	HIGH SCHOOL
HUDSON, N.C.	PRO 5 BASEBALL ACADEMY

X @HAIREREID @REID_CARTER20

SEASON STATS

AVG/OBP/SLG	AB	R	H	RBI	BB	SO	1B	2B	3B	HR	SB
---/---/---	---	---	---	---	---	---	---	---	---	---	---

LAST GAME PLAYED

OPPONENT
FLORIDA ATLANTIC
LOCATION
CLEARWATER, FLA.
RESULT
L, 8-10
DATE
MAY 24, 2024

STARTING CENTER FIELDER

2	0	0
AT BATS	HITS	RUNS
0	2	0
RBI	WALKS	STRIKEOUTS

SEASON HIGHS

AB:	N/A
R:	N/A
H:	N/A
RBI:	N/A
SB:	N/A
BB:	N/A

CAREER HIGHS

AB:	6	vs. UTSA (AAC Championships).....	5/21/24
R:	2	at Florida Atlantic.....	3/24/24
H:	2	3x, last: vs. Campbell (Fayetteville, N.C.).....	4/2/24
RBI:	3	2x, last: at UTSA.....	4/5/24
SB:	1	5x, last: Tulane, G2.....	5/16/24
BB:	2	3x, last: vs. Florida Atlantic (AAC Championships)....	5/16/24

HITTING STREAKS

CURRENT	LONGEST	START	END
---	5 Games	3/29/24.....	4/6/24

ON BASE STREAKS

CURRENT	LONGEST	START	END
5 Games	5 Games 3x, last:	5/16/24.....	

GAMES WITH...

	2025	CAREER
Multiple Hits	---	3
3+ Hits	---	0
Multiple RBI	---	4
3+ RBI	---	2
Multiple HRs	---	0

HAIRE'S CAREER STATS

SEASON	AVG	GP-GS	AB	R	H	2B	3B	HR	RBI	SLG%	BB	HBP	SO	GDP	OB%	SF	SH	SB	PO	A	E	FLD%
2024	.192	43-30	99	9	19	4	2	0	18	.273	13	2	25	1	.296	1	0	5	73	0	1	.986
2025	---	---	---	---	---	---	---	---	---	---	---	---	---	---	---	---	---	---	---	---	---	---
CAREER	.192	43-30	99	9	19	4	2	0	18	.273	13	2	25	1	.296	1	0	5	73	0	1	.986



TREY BAKER

#25 • PITCHER

YEAR	HEIGHT	WEIGHT	B/T
R-SR	6-3	215	R/R

HOMETOWN	HIGH SCHOOL
ROSWELL, GA.	BLESSED TRINITY CATHOLIC

TRANSFER FROM
GEORGIA HIGHLANDS

X @TREYBAKER25 @TREYBAKER_

SEASON STATS

ERA	WHIP	GP-GS	W-L	SV	IP	H	R	ER	BB	SO	oAVG
0.00	1.00	1-0	0-0	0	2.0	1	0	0	1	4	.167

LAST APPEARANCE

OPPONENT
OLD DOMINION
LOCATION
CHARLOTTE, N.C.
RESULT
L, 2-4
DATE
FEB. 22, 2025

RELIEF PITCHER

2.0	0	0
INN. PITCHED	RUNS	EARNED RUNS
1	1	4
HITS	WALKS	STRIKEOUTS

SEASON BESTS

IP:	2.0	Old Dominion.....	2/22
H:	1	Old Dominion.....	2/22
ER:	0	Old Dominion.....	2/22
BB:	1	Old Dominion.....	2/22
SO:	4	Old Dominion.....	2/22
NP:	31	Old Dominion.....	2/22

CAREER BESTS

IP:	4.1	Western Carolina.....	3/5/24
H:	0	3x, last: Western Carolina.....	3/5/24
ER:	0	9x, last: OLD DOMINION.....	2/22/25
BB:	0	5x, last: North Carolina A&T.....	4/9/24
SO:	9	Western Carolina.....	3/5/24
NP:	66	Western Carolina.....	3/5/24

STARTS WITH...

	2025	CAREER
5.0+ IP	---	0
5+ Ks	---	0

IN STARTS WITH 5.0+ IP...

	2025	CAREER
No Walks	---	---
Less than 3 Runs	---	---
No Hits	---	---
Quality Starts	---	---

RELIEF OUTINGS WITH...


	2025	CAREER
1.0+ IP	1	9
2+ Ks	1	6

RELIEF OUTINGS WITH 1.0+ IP...

	2025	CAREER
No Walks	0	2
Less than 2 Runs	1	7
No Hits	0	2
No Baserunners	0	1

BAKER'S CAREER STATS

SEASON	ERA	W-L	GP-GS	CG	SHO	SV	IP	H	R	ER	BB	SO	2B	3B	HR	BF	oAVG	WP	HBP	BK	SFA	SHA
2024	9.90	2-3	15-4	0	0	0	20	28	25	22	10	25	6	1	7	103	.329	3	5	0	1	1
2025	0.00	0-0	1-0	0	0	0	2.0	1	0	0	1	4	0	0	9	.167	0	1	0	0	1	1
CAREER	0.00	0-0	1-0	0	0	0	2.0	1	0	0	1	4	0	0	9	.167	0	1	0	0	1	1



JUAN RIVERA

#26 • INFILDER

YEAR	HEIGHT	WEIGHT	B/T
JR	5-7	165	L/R

HOMETOWN	HIGH SCHOOL
MISSION, TEXAS	SHARYLAND PIONEER

TRANSFER FROM
UTRGV/DODGE CITY CC

[@JUANRRIVERAAA](#) [@JUANRRIVERA0](#)

SEASON STATS

AVG/OBP/SLG	AB	R	H	RBI	BB	SO	1B	2B	3B	HR	SB
.167/.310/.208	24	3	4	0	4	3	3	1	0	0	1

LAST GAME PLAYED

OPPONENT
LONGWOOD
LOCATION
CHARLOTTE, N.C.
RESULT
W, 8-1
DATE
FEB. 25, 2025
PINCH HITTER

1	0	0
AT BATS	HITS	RUNS
0	0	1
RBI	WALKS	STRIKEOUTS

SEASON HIGHS

AB:	5	Northeastern, G2	2/14
R:	1	3x, last: Old Dominion	2/23
H:	1	4x, last: Old Dominion	2/22
RBI:		N/A	
SB:	1	at Wofford	2/18
BB:	3	Old Dominion	2/21

CAREER HIGHS

AB:	5	Northeastern, G2	2/14/25
R:	1	6x, last: Old Dominion	2/23/25
H:	1	5x, last: Old Dominion	2/22/25
RBI:	1	Texas A&M-Corpus Christi	4/4/23 *at UTRGV*
SB:	1	at Wofford	2/18/25
BB:	3	Old Dominion	2/21/25

HITTING STREAKS

CURRENT	LONGEST	START	END
---	3 Games	2/14/25	2/18/25

ON BASE STREAKS

CURRENT	LONGEST	START	END
---	7 Games	4/4/23	2/23/25

GAMES WITH...

	2025	CAREER
Multiple Hits	0	0
3+ Hits	0	0
Multiple RBI	0	0
3+ RBI	0	0
Multiple HRs	0	0

RIVERA'S CAREER STATS

SEASON	AVG	GP-GS	AB	R	H	2B	3B	HR	RBI	SLG%	BB	HBP	SO	GDP	OB%	SF	SH	SB	PO	A	E	FLD%
2023 (UTRGV)	.143	5-2	7	3	1	0	0	0	1	.143	2	0	1	0	.333	0	0	0	4	0	0	1.000
2025	.167	7-6	24	3	4	1	0	0	0	.208	4	1	3	2	.310	0	1	1	11	0	0	1.000
CAREER	.161	12-8	31	6	5	1	0	0	1	.194	6	1	4	2	.316	0	1	1	15	0	0	1.000



JOSEPH TAYLOR

#29 • PITCHER

YEAR	HEIGHT	WEIGHT	B/T
SO	5-11	180	R/R

HOMETOWN	HIGH SCHOOL
APEX, N.C.	PRO 5 BASEBALL ACADEMY

[@JOSEPH_TAYLOR44](#) [@JOSEPH.TAYLOR29](#)

SEASON STATS

ERA	WHIP	GP-GS	W-L	SV	IP	H	R	ER	BB	SO	oAVG
0.00	1.11	3-0	1-0	2	9.0	3	0	0	7	18	.107

LAST APPEARANCE

OPPONENT
OLD DOMINION
LOCATION
CHARLOTTE, N.C.
RESULT
W, 10-9 (11 INN.)
DATE
FEB. 21, 2025
RELIEF PITCHER

4.0	0	0
INN. PITCHED	RUNS	EARNED RUNS
2	4	8
HITS	WALKS	STRIKEOUTS

SEASON BESTS

IP:	4.0	Old Dominion	2/21
H:	0	at Wofford	2/18
ER:	0	3x, last: Old Dominion	2/21
BB:	1	at Wofford	2/18
SO:	8	Old Dominion	2/21
NP:	77	Old Dominion	2/21

CAREER BESTS

IP:	4.0	OLD DOMINION	2/21/25
H:	0	7x, last: at Wofford	2/18/25
ER:	0	14x, LAST: OLD DOMINION	2/21/25
BB:	0	10x, last: at Wichita State	5/12/24
SO:	8	OLD DOMINION	2/21/25
NP:	77	OLD DOMINION	2/21/25

STARTS WITH...

	2025	CAREER
5.0+ IP	---	---
5+ Ks	---	---

RELIEF OUTINGS WITH...

	2025	CAREER
1.0+ IP	3	17
2+ Ks	3	17

IN STARTS WITH 5.0+ IP...

	2025	CAREER
No Walks	---	---
Less than 3 Runs	---	---
No Hits	---	---
Quality Starts	---	---

RELIEF OUTINGS WITH 1.0+ IP...

	2025	CAREER
No Walks	0	8
Less than 2 Runs	3	12
No Hits	1	4
No Baserunners	0	2

TAYLOR'S CAREER STATS

SEASON	ERA	W-L	GP-GS	CG	SHO	SV	IP	H	R	ER	BB	SO	2B	3B	HR	BF	oAVG	WP	HBP	BK	SFA	SHA
2024	6.10	3-5	22-0	0	0	0	31	29	24	21	16	32	10	1	3	140	.246	9	4	0	1	1
2025	0.00	1-0	3-0	0	0	2	9.0	3	0	0	7	18	0	0	0	35	.107	0	0	0	0	0
CAREER	4.72	4-5	25-0	0	0	2	40.0	32	24	21	23	50	10	1	3	175	.219	9	4	0	1	1



BLAKE GILLESPIE

#32 • PITCHER

(GILL-ESS-PEE)

YEAR	HEIGHT	WEIGHT	B/T
JR	6-2	205	S/R

HOMETOWN	HIGH SCHOOL
CLERMONT, GA.	MEDWAY

TRANSFER FROM
GEORGIA

X @BLAKEGILLESPI13 @BLAKE.GILLESPIE

SEASON STATS

ERA	WHIP	GP-GS	W-L	SV	IP	H	R	ER	BB	SO	oAVG
5.91	1.31	2-2	0-2	0	10.2	10	7	7	4	11	.250

LAST APPEARANCE

OPPONENT
OLD DOMINION
LOCATION
CHARLOTTE, N.C.
RESULT
L, 2-4
DATE
FEB. 22, 2025

STARTING PITCHER

5.2	4	4
INN. PITCHED	RUNS	EARNED RUNS
4	4	6
HITS	WALKS	STRIKEOUTS

SEASON BESTS

IP: 5.2	Old Dominion.....	2/22
H: 4	Old Dominion.....	2/22
ER: 3	Northeastern, G2.....	2/14
BB: 0	Northeastern, G2.....	2/14
SO: 6	Old Dominion.....	2/22
NP: 95	Old Dominion.....	2/22

CAREER BESTS

IP: 5.2	OLD DOMINION.....	2/22/25
H: 0	4x, last: Northern Colorado, G2.....	3/9/24 *at Georgia*
ER: 0	7x, last: Kennesaw State.....	4/9/24 *at Georgia*
BB: 0	9x, last: Northeastern, G2.....	2/14/25
SO: 6	OLD DOMINION.....	2/22/25
NP: 95	OLD DOMINION.....	2/22/25

STARTS WITH...

	2025	CAREER
5.0+ IP	2	2
5+ Ks	2	2

IN STARTS WITH 5.0+ IP...

	2025	CAREER
No Walks	1	1
Less than 3 Runs	0	0
No Hits	0	0
Quality Starts	0	0

RELIEF OUTINGS WITH...

	2025	CAREER
1.0+ IP	---	7
2+ Ks	---	2

RELIEF OUTINGS WITH 1.0+ IP...

	2025	CAREER
No Walks	---	3
Less than 2 Runs	---	5
No Hits	---	2
No Baserunners	---	0

GILLESPIE'S CAREER STATS

SEASON	ERA	W-L	GP-GS	CG	SHO	SV	IP	H	R	ER	BB	SO	2B	3B	HR	BF	oAVG	WP	HBP	BK	SFA	SHA
2023 (UGA)	14.66	0-1	8-3	0	0	0	11.2	18	19	19	7	4	2	0	3	60	.383	0	3	0	2	1
2024 (UGA)	12.27	0-0	9-1	0	0	0	7.1	14	12	10	5	8	3	1	2	43	.378	1	0	0	1	0
2025	5.91	0-2	2-2	0	0	0	10.2	10	7	7	4	11	1	0	2	46	.250	0	2	0	0	0
CAREER	10.92	0-3	19-6	0	0	0	29.2	42	38	36	16	23	6	1	7	149	.339	1	5	0	3	1



TANNER KALER

#34 • PITCHER

(KAY-LURR)

YEAR	HEIGHT	WEIGHT	B/T
SO	6-1	195	L/L

HOMETOWN	HIGH SCHOOL
CONCORD, N.C.	NORTHWEST CABARRUS

@TANNER.KALER

SEASON STATS

ERA	WHIP	GP-GS	W-L	SV	IP	H	R	ER	BB	SO	oAVG
---	---	---	---	---	---	---	---	---	---	---	---

LAST APPEARANCE

OPPONENT
FLORIDA ATLANTIC
LOCATION
CLEARWATER, FLA.
RESULT
L, 8-10
DATE
MAY 24, 2024

RELIEF PITCHER

3.0	0	0
INN. PITCHED	RUNS	EARNED RUNS
0	0	0
HITS	WALKS	STRIKEOUTS

SEASON BESTS

IP:	N/A
H:	N/A
ER:	N/A
BB:	N/A
SO:	N/A
NP:	N/A

CAREER BESTS

IP: 3.0	vs. Florida Atlantic (AAC Championships)....	5/24/24
H: 0	9x, last: vs. Florida Atlantic (AAC Championships)....	5/24/24
ER: 0	9x, last: vs. Florida Atlantic (AAC Championships)....	5/24/24
BB: 0	4x, last: vs. Florida Atlantic (AAC Championships)....	5/24/24
SO: 3	2x, last: vs. Florida Atlantic (AAC Championships)....	5/24/24
NP: 39	vs. Florida Atlantic (AAC Championships)....	5/24/24

STARTS WITH...

	2025	CAREER
5.0+ IP	---	---
5+ Ks	---	---

IN STARTS WITH 5.0+ IP...

	2025	CAREER
No Walks	---	---
Less than 3 Runs	---	---
No Hits	---	---
Quality Starts	---	---

RELIEF OUTINGS WITH...


	2025	CAREER
1.0+ IP	---	4
2+ Ks	---	2

RELIEF OUTINGS WITH 1.0+ IP...

	2025	CAREER
No Walks	---	2
Less than 2 Runs	---	3
No Hits	---	3
No Baserunners	---	2

KALER'S CAREER STATS

SEASON	ERA	W-L	GP-GS	CG	SHO	SV	IP	H	R	ER	BB	SO	2B	3B	HR	BF	oAVG	WP	HBP	BK	SFA	SHA	
2024	6.75	0-0	11-0	0	0	0	9.1	10	7	7	8	10	2	0	0	45	.278	3	0	0	1	0	
2025	---	---	---	---	---	---	---	---	---	---	---	---	---	---	---	---	---	---	---	---	---	---	---
CAREER	6.75	0-0	11-0	0	0	0	9.1	10	7	7	8	10	2	0	0	45	.278	3	0	0	1	0	



ANDREW KRIBBS

#35 • PITCHER

YEAR	HEIGHT	WEIGHT	B/T
JR	6-0	210	R/R

HOMETOWN	HIGH SCHOOL
KNOXVILLE, TENN.	CAK

TRANSFER FROM
CLEVELAND STATE CC

X @ANDREWKRIBBS @KRIBBS_

SEASON STATS

ERA	WHIP	GP-GS	W-L	SV	IP	H	R	ER	BB	SO	oAVG
2.70	1.35	2-2	0-0	0	6.2	4	2	2	5	9	.190

LAST GAME PLAYED

OPPONENT
OLD DOMINION
LOCATION
CHARLOTTE, N.C.
RESULT
L, 6-7
DATE
FEB. 23, 2025
STARTING PITCHER

4.2	2	2
INN. PITCHED	RUNS	EARNED RUNS
3	2	8
HITS	WALKS	STRIKEOUTS

SEASON BESTS

IP: 4.2	Old Dominion.....	2/23
H: 1	at Wofford.....	2/18
ER: 0	at Wofford.....	2/18
BB: 2	Old Dominion.....	2/23
SO: 8	Old Dominion.....	2/23
NP: 83	Old Dominion.....	2/23

CAREER BESTS

IP: 4.2	OLD DOMINION.....	2/23/25
H: 1	AT WOFFORD.....	2/18/25
ER: 0	AT WOFFORD.....	2/18/25
BB: 2	OLD DOMINION.....	2/23/25
SO: 8	OLD DOMINION.....	2/23/25
NP: 83	OLD DOMINION.....	2/23/25

STARTS WITH...

	2025	CAREER
5.0+ IP	0	0
5+ Ks	0	0

IN STARTS WITH 5.0+ IP...

	2025	CAREER
No Walks	---	---
Less than 3 Runs	---	---
No Hits	---	---
Quality Starts	---	---

RELIEF OUTINGS WITH...

	2025	CAREER
1.0+ IP	---	---
2+ Ks	---	---

RELIEF OUTINGS WITH 1.0+ IP...

	2025	CAREER
No Walks	---	---
Less than 2 Runs	---	---
No Hits	---	---
No Baserunners	---	---

KRIBBS'S CAREER STATS

SEASON	ERA	W-L	GP-GS	CG	SHO	SV	IP	H	R	ER	BB	SO	2B	3B	HR	BF	oAVG	WP	HBP	BK	SFA	SHA
2025	2.70	0-0	2-2	0	0	0	6.2	4	2	2	5	9	1	0	0	28	.190	0	1	0	0	1
CAREER	2.70	0-0	2-2	0	0	0	6.2	4	2	2	5	9	1	0	0	28	.190	0	1	0	0	1



CHASE ALLEN

#37 • PITCHER

YEAR	HEIGHT	WEIGHT	B/T
GR	6-6	215	R/R

HOMETOWN	HIGH SCHOOL
LITTLETON, COLO.	REGIS JESUIT

TRANSFER FROM
MICHIGAN

SEASON STATS

ERA	WHIP	GP-GS	W-L	SV	IP	H	R	ER	BB	SO	oAVG
---	---	---	---	---	---	---	---	---	---	---	---

LAST APPEARANCE*

OPPONENT
PENN STATE
LOCATION
OMAHA, NEB.
RESULT
L, 5-9
DATE
MAY 23, 2024
STARTING PITCHER

4.1	3	3
INN. PITCHED	RUNS	EARNED RUNS
7	2	3
HITS	WALKS	STRIKEOUTS

SEASON BESTS

IP:	N/A
H:	N/A
ER:	N/A
BB:	N/A
SO:	N/A
NP:	N/A

CAREER BESTS

IP: 8.0	2x, last:	at Cal State Fullerton.....	2/25/23	*at Michigan*
H: 0	7x, last:	at #7 Louisville (NCAA Regional).....	6/4/22	*at Michigan*
ER: 0	15x, last:	Western Michigan.....	2/18/24	*at Michigan*
BB: 0	14x, last:	Purdue.....	5/12/24	*at Michigan*
SO: 10		at Cal State Fullerton.....	2/26/23	*at Michigan*
NP: 111		at Michigan State.....	5/3/24	*at Michigan*

STARTS WITH...

	2025	CAREER
5.0+ IP	---	19
5+ Ks	---	6

IN STARTS WITH 5.0+ IP...

	2025	CAREER
No Walks	---	1
Less than 3 Runs	---	8
No Hits	---	0
Quality Starts	---	6

RELIEF OUTINGS WITH...

	2025	CAREER
1.0+ IP	---	24
2+ Ks	---	10

RELIEF OUTINGS WITH 1.0+ IP...

	2025	CAREER
No Walks	---	10
Less than 2 Runs	---	13
No Hits	---	5
No Baserunners	---	3

ALLEN'S CAREER STATS

SEASON	ERA	W-L	GP-GS	CG	SHO	SV	IP	H	R	ER	BB	SO	2B	3B	HR	BF	oAVG	WP	HBP	BK	SFA	SHA	
2021 (U-M)	INF	0-0	1-0	0	0	0	0	1	3	3	1	0	0	0	0	3	1.000	0	1	0	0	0	
2022 (U-M)	4.01	7-2	27-7	0	0	3	76.1	70	42	34	29	57	18	2	12	341	.238	5	14	1	2	2	
2023 (U-M)	7.44	5-3	12-10	0	0	0	52	73	47	43	30	49	15	2	8	262	.326	6	6	1	2	0	
2024 (U-M)	7.27	3-3	19-12	0	0	0	64.1	81	58	52	32	33	23	1	6	305	.319	10	8	0	6	5	
2025	---	---	---	---	---	---	---	---	---	---	---	---	---	---	---	---	---	---	---	---	---	---	---
CAREER	6.17	15-8	59-29	0	0	3	192.2	225	150	132	92	139	56	5	26	911	.291	21	29	2	10	7	



TRIP DOVALE

#38 • PITCHER

(DOE-VAL)

YEAR	HEIGHT	WEIGHT	B/T
JR	6-1	190	R/R

HOMETOWN	HIGH SCHOOL
ROSWELL, GA.	ROSWELL

TRANSFER FROM
GEORGIA HIGHLANDS

X @DOVALETRIP @TRIPDOVALE

SEASON STATS

ERA	WHIP	GP-GS	W-L	SV	IP	H	R	ER	BB	SO	oAVG
---	---	---	---	---	---	---	---	---	---	---	---

LAST APPEARANCE OPPONENT

LOCATION

RESULT

DATE

INN. PITCHED	RUNS	EARNED RUNS
HITS	WALKS	STRIKEOUTS

SEASON BESTS

IP:	N/A
H:	N/A
ER:	N/A
BB:	N/A
SO:	N/A
NP:	N/A

CAREER BESTS

IP:	N/A
H:	N/A
ER:	N/A
BB:	N/A
SO:	N/A
NP:	N/A

STARTS WITH...

	2025	CAREER
5.0+ IP	---	---
5+ Ks	---	---

IN STARTS WITH 5.0+ IP...

	2025	CAREER
No Walks	---	---
Less than 3 Runs	---	---
No Hits	---	---
Quality Starts	---	---

RELIEF OUTINGS WITH...

	2025	CAREER
1.0+ IP	---	---
2+ Ks	---	---

RELIEF OUTINGS WITH 1.0+ IP...

	2025	CAREER
No Walks	---	---
Less than 2 Runs	---	---
No Hits	---	---
No Baserunners	---	---

DOVALE'S CAREER STATS

SEASON	ERA	W-L	GP-GS	CG	SHO	SV	IP	H	R	ER	BB	SO	2B	3B	HR	BF	oAVG	WP	HBP	BK	SFA	SHA	
2025	---	---	---	---	---	---	---	---	---	---	---	---	---	---	---	---	---	---	---	---	---	---	---
CAREER	---	---	---	---	---	---	---	---	---	---	---	---	---	---	---	---	---	---	---	---	---	---	---



MIKE SZTURMA

#40 • PITCHER

(STIR-MUH)

YEAR	HEIGHT	WEIGHT	B/T
GR	6-3	220	R/R

HOMETOWN	HIGH SCHOOL
BEACON FALLS, CONN.	WOODLAND REGIONAL

TRANSFER FROM
SOUTHERN CONNECTICUT STATE

X @MSZTURMA2 @MSZTURMA12

SEASON STATS

ERA	WHIP	GP-GS	W-L	SV	IP	H	R	ER	BB	SO	oAVG
8.59	1.91	2-2	1-0	0	7.1	12	7	7	2	4	.375

LAST APPEARANCE OPPONENT

OLD DOMINION

LOCATION CHARLOTTE, N.C.

RESULT W, 10-9 (11 INN.)

DATE FEB. 21, 2025

RELIEF PITCHER

INN. PITCHED	RUNS	EARNED RUNS
1.1	6	6
HITS	WALKS	STRIKEOUTS
7	1	0

SEASON BESTS

IP:	6.0	Northeastern, G1	2/14
H:	5	Northeastern, G1	2/14
ER:	1	Northeastern, G1	2/14
BB:	1	2x, last: Old Dominion	2/21
SO:	4	Northeastern, G1	2/14
NP:	7.0	Northeastern, G1	2/14

CAREER BESTS

IP:	8.0	Bently	4/20/24 *at Southern Connecticut*
H:	0	Saint Anselm	3/26/24 *at Southern Connecticut*
ER:	0	6x, last: Saint Anselm	3/26/24 *at Southern Connecticut*
BB:	0	7x, last: Pace	5/3/24 *at Southern Connecticut*
SO:	12	2x, last: Saint Anselm	3/26/24 *at Southern Connecticut*
NP:	101	at Le Moyne	4/7/23 *at Southern Connecticut*

STARTS WITH...

	2025	CAREER
5.0+ IP	1	17
5+ Ks	0	14

IN STARTS WITH 5.0+ IP...

	2025	CAREER
No Walks	0	4
Less than 3 Runs	1	7
No Hits	0	0
Quality Starts	1	10

RELIEF OUTINGS WITH...

	2025	CAREER
1.0+ IP	---	3
2+ Ks	---	3

RELIEF OUTINGS WITH 1.0+ IP...

	2025	CAREER
No Walks	---	2
Less than 2 Runs	---	3
No Hits	---	1
No Baserunners	---	1

SZTURMA'S CAREER STATS

SEASON	ERA	W-L	GP-GS	CG	SHO	SV	IP	H	R	ER	BB	SO	2B	3B	HR	BF	oAVG	WP	HBP	BK	SFA	SHA
2021 (SCSU)	7.36	0-2	5-2	0	0	0	11	13	10	9	9	10	4	0	1	53	.310	4	1	0	0	1
2022 (SCSU)	10.38	0-2	3-3	0	0	0	13	25	18	15	7	13	2	0	0	72	.391	2	0	0	1	0
2023 (SCSU)	4.32	3-3	10-10	0	0	0	50	70	42	24	19	49	15	1	3	236	.332	5	1	0	1	4
2024 (SCSU)	3.39	5-2	13-12	0	0	0	71.2	81	36	27	14	71	7	4	5	301	.287	4	1	0	1	3
2025	8.59	1-0	2-2	0	0	0	7.1	12	7	7	2	4	2	0	1	34	.375	0	0	0	0	0
CAREER	4.82	9-9	33-29	0	0	0	153.0	201	113	82	51	147	30	5	10	696	.319	15	3	0	3	8



JOEL SARVER

#41 • PITCHER

[SARR-VURR]

YEAR	HEIGHT	WEIGHT	B/T
R-SR	6-1	210	R/R

HOMETOWN	HIGH SCHOOL
CHAMPAIGN, ILL.	CHAMPAIGN CENTRAL

TRANSFER FROM
NORTHWEST FLORIDA STATE

X @SARVER_JOEL @JOELSARVER13

SEASON STATS

ERA	WHIP	GP-GS	W-L	SV	IP	H	R	ER	BB	SO	oAVG
5.06	0.94	3-0	0-0	0	5.1	5	3	3	0	8	.238

LAST GAME PLAYED

OPPONENT
OLD DOMINION
LOCATION
CHARLOTTE, N.C.
RESULT
L, 6-7
DATE
FEB. 23, 2025
RELIEF PITCHER

3.0	1	1
INN. PITCHED	RUNS	EARNED RUNS
2	0	5
HITS	WALKS	STRIKEOUTS

SEASON BESTS

IP: 3.0	Old Dominion.....	2/23
H: 1	Northeastern, G2.....	2/14
ER: 0	Northeastern, G2.....	2/14
BB: 0	3x, last: Old Dominion.....	2/23
SO: 5	Old Dominion.....	2/23
NP: 46	Old Dominion.....	2/23

CAREER BESTS

IP: 3.0	Old Dominion.....	2/23/25
H: 0	Gardner-Webb.....	3/20/24
ER: 0	2x, last: Northeastern, G2.....	2/14/25
BB: 0	4x, last: Old Dominion.....	2/23/25
SO: 5	Old Dominion.....	2/23/25
NP: 46	Old Dominion.....	2/23/25

STARTS WITH...

	2025	CAREER
5.0+ IP	---	---
5+ Ks	---	---

RELIEF OUTINGS WITH...

	2025	CAREER
1.0+ IP	2	3
2+ Ks	2	2

IN STARTS WITH 5.0+ IP...

	2025	CAREER
No Walks	---	---
Less than 3 Runs	---	---
No Hits	---	---
Quality Starts	---	---

RELIEF OUTINGS WITH 1.0+ IP...

	2025	CAREER
No Walks	2	3
Less than 2 Runs	2	3
No Hits	0	1
No Baserunners	0	1

SARVER'S CAREER STATS

SEASON	ERA	W-L	GP-GS	CG	SHO	SV	IP	H	R	ER	BB	SO	2B	3B	HR	BF	oAVG	WP	HBP	BK	SFA	SHA
2023	27.00	0-0	1-0	0	0	0	0.1	2	1	1	1	0	0	0	1	3	1.000	0	0	0	0	0
2024	18.00	0-0	3-0	0	0	0	2	3	5	4	3	1	1	1	0	14	.333	0	1	0	1	0
2025	5.06	0-0	3-0	0	0	0	5.1	5	3	3	0	8	3	0	0	24	.238	0	3	1	0	0
CAREER	9.39	0-0	7-0	0	0	0	7.2	10	9	8	4	9	4	1	1	41	.313	0	4	1	1	0



BEN CRAIG

#43 • PITCHER

YEAR	HEIGHT	WEIGHT	B/T
JR	6-3	210	L/L

HOMETOWN	HIGH SCHOOL
KEEZLETOWN, VA.	SPOTSWOOD

TRANSFER FROM
UMBC

X @BACRAIG40 @BACRAIG40

SEASON STATS

ERA	WHIP	GP-GS	W-L	SV	IP	H	R	ER	BB	SO	oAVG
---	---	---	---	---	---	---	---	---	---	---	---

LAST APPEARANCE*

OPPONENT
GEORGETOWN
LOCATION
TYSONS, Va.
RESULT
L, 6-11
DATE
MAY 7, 2024
RELIEF PITCHER

2.0	3	3
INN. PITCHED	RUNS	EARNED RUNS
3	1	1
HITS	WALKS	STRIKEOUTS

SEASON BESTS

IP:	N/A
H:	N/A
ER:	N/A
BB:	N/A
SO:	N/A
NP:	N/A

CAREER BESTS

IP: 2.2	2x, last: at Santa Clara.....	2/25/24 *at UMBC*
H: 0	13x, last: Albany.....	4/14/24 *at UMBC*
ER: 0	24x, last: Towson.....	4/23/24 *at UMBC*
BB: 0	16x, last: NJIT.....	4/21 *at UMBC*
SO: 4	3x, last: Delaware.....	5/16/23 *at UMBC*
NP: 70	at Santa Clara.....	2/25/24 *at UMBC*

STARTS WITH...

	2025	CAREER
5.0+ IP	---	---
5+ Ks	---	---

RELIEF OUTINGS WITH...

	2025	CAREER
1.0+ IP	---	26
2+ Ks	---	12

IN STARTS WITH 5.0+ IP...

	2025	CAREER
No Walks	---	---
Less than 3 Runs	---	---
No Hits	---	---
Quality Starts	---	---

RELIEF OUTINGS WITH 1.0+ IP...

	2025	CAREER
No Walks	---	11
Less than 2 Runs	---	21
No Hits	---	6
No Baserunners	---	1

CRAIG'S CAREER STATS

SEASON	ERA	W-L	GP-GS	CG	SHO	SV	IP	H	R	ER	BB	SO	2B	3B	HR	BF	oAVG	WP	HBP	BK	SFA	SHA	
2023 (UMBC)	5.28	2-1	25-0	0	0	3	30.2	24	19	18	28	31	3	1	1	148	.220	2	9	0	1	1	
2024 (UMBC)	13.00	1-3	16-0	0	0	0	18	26	29	26	12	15	4	0	6	96	.338	2	6	0	1	0	
2025	---	---	---	---	---	---	---	---	---	---	---	---	---	---	---	---	---	---	---	---	---	---	---
CAREER	8.14	3-4	41-0	0	0	3	48.2	50	48	44	40	46	7	1	7	244	.269	4	15	0	2	1	



CAMERON TURNER

#44 • INFILDER

YEAR	HEIGHT	WEIGHT	B/T
FR	6-3	215	R/R

HOMETOWN	HIGH SCHOOL
Richlands, N.C.	P27

X @CAMERONTURNER @CAMERONTURNER

SEASON STATS

AVG/OBP/SLG	AB	R	H	RBI	BB	SO	1B	2B	3B	HR	SB
---/---/---	---	---	---	---	---	---	---	---	---	---	---

LAST GAME PLAYED
OPPONENT

LOCATION

RESULT

DATE

AT BATS	HITS	RUNS
RBI	WALKS	STRIKEOUTS

SEASON HIGHS

AB:	N/A
R:	N/A
H:	N/A
RBI:	N/A
SB:	N/A
BB:	N/A

CAREER HIGHS

AB:	N/A
R:	N/A
H:	N/A
RBI:	N/A
SB:	N/A
BB:	N/A

HITTING STREAKS

CURRENT	LONGEST	START	END
---	---		

ON BASE STREAKS

CURRENT	LONGEST	START	END
---	---		

GAMES WITH...

	2025	CAREER
Multiple Hits	---	---
3+ Hits	---	---
Multiple RBI	---	---
3+ RBI	---	---
Multiple HRs	---	---

TURNER'S CAREER STATS

SEASON	AVG	GP-GS	AB	R	H	2B	3B	HR	RBI	SLG%	BB	HBP	SO	GDP	OB%	SF	SH	SB	PO	A	E	FLD%
2025	---	---	---	---	---	---	---	---	---	---	---	---	---	---	---	---	---	---	---	---	---	---
CAREER	---	---	---	---	---	---	---	---	---	---	---	---	---	---	---	---	---	---	---	---	---	---



SEBASTIAN PEREZ

#45 • PITCHER

YEAR	HEIGHT	WEIGHT	B/T
JR	6-5	245	R/R

HOMETOWN	HIGH SCHOOL
SOUTHWEST RANCHES, FLA.	WEST BROWARD

TRANSFER FROM
MIAMI/COLLEGE OF CENTRAL FLORIDA

X @SEBAPEREZ21 @SEBASTIANPEREZ_

SEASON STATS

ERA	WHIP	GP-GS	W-L	SV	IP	H	R	ER	BB	SO	oAVG
0.00	0.75	2-1	0-0	0	4.0	2	0	0	1	1	.154

LAST GAME PLAYED
OPPONENT

LONGWOOD

LOCATION
CHARLOTTE, N.C.

RESULT

W, 8-1

DATE

FEB. 25, 2025

STARTING PITCHER

3.0	0	0
INN. PITCHED	RUNS	EARNED RUNS
1	1	1
HITS	WALKS	STRIKEOUTS

SEASON BESTS

IP: 3.0	Longwood.....	2/25
H: 1	2x, last: Longwood.....	2/25
ER: 0	2x, last: Longwood.....	2/25
BB: 0	Old Dominion.....	2/21
SO: 1	Longwood.....	2/25
NP: 40	Longwood.....	2/25

CAREER BESTS

IP: 3.0	LONGWOOD.....	2/25/25
H: 0	5x, last: vs. #6 Clemson (ACC Tournament).....	5/28/23 *at Miami*
ER: 0	10x, LAST: LONGWOOD.....	2/25/25
BB: 0	9x, last: Old Dominion.....	2/21/25
SO: 3	Dartmouth.....	2/26/23 *at Miami*
NP: 40	LONGWOOD.....	2/25/25

STARTS WITH...

	2025	CAREER
5.0+ IP	0	0
5+ Ks	0	0

IN STARTS WITH 5.0+ IP...

	2025	CAREER
No Walks	---	---
Less than 3 Runs	---	---
No Hits	---	---
Quality Starts	---	---

RELIEF OUTINGS WITH...

	2025	CAREER
1.0+ IP	1	10
2+ Ks	0	5

RELIEF OUTINGS WITH 1.0+ IP...

	2025	CAREER
No Walks	1	6
Less than 2 Runs	1	8
No Hits	0	4
No Baserunners	0	3

PEREZ'S CAREER STATS

SEASON	ERA	W-L	GP-GS	CG	SHO	SV	IP	H	R	ER	BB	SO	2B	3B	HR	BF	oAVG	WP	HBP	BK	SFA	SHA
2023 (Miami)	9.26	0-0	13-0	0	0	0	11.2	16	12	12	5	15	4	0	1	55	.320	2	0	0	0	0
2025	0.00	0-0	2-1	0	0	0	4.0	2	0	0	1	1	1	0	0	14	.154	0	0	0	0	0
CAREER	6.89	0-0	15-1	0	0	0	15.2	18	12	12	6	16	5	0	1	69	.286	2	0	0	0	0



HUNTER SLOOP #47 • PITCHER

YEAR	HEIGHT	WEIGHT	B/T
R-SO	6-7	235	R/R

HOMETOWN	HIGH SCHOOL
MOUNT PLEASANT, N.C.	P27

TRANSFER FROM
TENNESSEE

📷 @HUNTERSLOOP_

SEASON STATS

ERA	WHIP	GP-GS	W-L	SV	IP	H	R	ER	BB	SO	oAVG
---	---	---	---	---	---	---	---	---	---	---	---

LAST APPEARANCE OPPONENT

LOCATION

RESULT

DATE

INN. PITCHED	RUNS	EARNED RUNS
HITS	WALKS	STRIKEOUTS

SEASON BESTS

IP:	N/A
H:	N/A
ER:	N/A
BB:	N/A
SO:	N/A
NP:	N/A

CAREER BESTS

IP:	N/A
H:	N/A
ER:	N/A
BB:	N/A
SO:	N/A
NP:	N/A

STARTS WITH...

	2025	CAREER
5.0+ IP	---	---
5+ Ks	---	---

IN STARTS WITH 5.0+ IP...

	2025	CAREER
No Walks	---	---
Less than 3 Runs	---	---
No Hits	---	---
Quality Starts	---	---

RELIEF OUTINGS WITH...

	2025	CAREER
1.0+ IP	---	---
2+ Ks	---	---

RELIEF OUTINGS WITH 1.0+ IP...

	2025	CAREER
No Walks	---	---
Less than 2 Runs	---	---
No Hits	---	---
No Baserunners	---	---

SLOOP'S CAREER STATS

SEASON	ERA	W-L	GP-GS	CG	SHO	SV	IP	H	R	ER	BB	SO	2B	3B	HR	BF	oAVG	WP	HBP	BK	SFA	SHA	
2025	---	---	---	---	---	---	---	---	---	---	---	---	---	---	---	---	---	---	---	---	---	---	---
CAREER	---	---	---	---	---	---	---	---	---	---	---	---	---	---	---	---	---	---	---	---	---	---	---



LOGAN PONNETT #50 • CATCHER/INF

(PUH-NET)

YEAR	HEIGHT	WEIGHT	B/T
FR	6-0	190	R/R

HOMETOWN	HIGH SCHOOL
WILMINGTON, N.C.	HOGGARD

📷 @LOGANPONNETT

📷 @LOLOPONNETT

SEASON STATS

AVG/OBP/SLG	AB	R	H	RBI	BB	SO	1B	2B	3B	HR	SB
---/---/---	---	---	---	---	---	---	---	---	---	---	---

LAST GAME PLAYED OPPONENT

LOCATION

RESULT

DATE

AT BATS	HITS	RUNS
RBI	WALKS	STRIKEOUTS

SEASON HIGHS

AB:	N/A
R:	N/A
H:	N/A
RBI:	N/A
SB:	N/A
BB:	N/A

CAREER HIGHS

AB:	N/A
R:	N/A
H:	N/A
RBI:	N/A
SB:	N/A
BB:	N/A

HITTING STREAKS

CURRENT	LONGEST	START	END
---	---	---	---

ON BASE STREAKS

CURRENT	LONGEST	START	END
---	---	---	---

GAMES WITH...

	2025	CAREER
Multiple Hits	---	---
3+ Hits	---	---
Multiple RBI	---	---
3+ RBI	---	---
Multiple HRs	---	---

PONNETT'S CAREER STATS

SEASON	AVG	GP-GS	AB	R	H	2B	3B	HR	RBI	SLG%	BB	HBP	SO	GDP	OB%	SF	SH	SB	PO	A	E	FLD%
2025	---	---	---	---	---	---	---	---	---	---	---	---	---	---	---	---	---	---	---	---	---	---
CAREER	---	---	---	---	---	---	---	---	---	---	---	---	---	---	---	---	---	---	---	---	---	---



ZACARIAS SALINAS

#53 • CATCHER

[ZACK-UH-RYE-IS SAH-LEE-NIS]

YEAR	HEIGHT	WEIGHT	B/T
SR	6-1	210	L/R

HOMETOWN	HIGH SCHOOL
CANTON, MICH.	SALEM

TRANSFER FROM
GRAND RAPIDS CC/NORTHERN KENTUCKY

X @SALINASZACARIAS @_ZSALINAS

SEASON STATS

AVG/OBP/SLG	AB	R	H	RBI	BB	SO	1B	2B	3B	HR	SB
---/---/---	---	---	---	---	---	---	---	---	---	---	---

LAST GAME PLAYED*

OPPONENT
LOUISVILLE
LOCATION
LOUISVILLE, Ky.
RESULT
L, 7-11
DATE
APRIL 30, 2024
STARTING DH
* With Northern Kentucky

4	0	0
AT BATS	HITS	RUNS
0	0	1
RBI	WALKS	STRIKEOUTS

SEASON HIGHS

AB:	N/A
R:	N/A
H:	N/A
RBI:	N/A
SB:	N/A
BB:	N/A

CAREER HIGHS

AB:	4	2x, last:	at Louisville	4/30/24	*at Northern Kentucky
R:	1	2x, last:	Union (Ky.)	4/16/24	*at Northern Kentucky
H:	2		Union (Ky.)	4/16/24	*at Northern Kentucky
RBI:	2	3x, last:	Union (Ky.)	4/16/24	*at Northern Kentucky
SB:					N/A
BB:	1	4x, last:	at Milwaukee	4/27/24	*at Northern Kentucky

HITTING STREAKS

CURRENT	LONGEST	START	END
---	2 Games	3/2/24	3/6/24

ON BASE STREAKS

CURRENT	LONGEST	START	END
---	3 Games	3/24/24	3/28/24

GAMES WITH...

	2025	CAREER
Multiple Hits	---	1
3+ Hits	---	0
Multiple RBI	---	3
3+ RBI	---	0
Multiple HRs	---	0

SALINAS'S CAREER STATS

SEASON	AVG	GP-GS	AB	R	H	2B	3B	HR	RBI	SLG%	BB	HBP	SO	GDP	OB%	SF	SH	SB	PO	A	E	FLD%
2024 (NKU)	.200	20-4	30	2	6	0	0	2	7	.400	4	0	7	0	.294	0	0	0	---	---	---	---
2025	---	---	---	---	---	---	---	---	---	---	---	---	---	---	---	---	---	---	---	---	---	---
CAREER	.200	20-4	30	2	6	0	0	2	7	.400	4	0	7	0	.294	0	0	0	---	---	---	---



MATT GARCIA

#54 • PITCHER

YEAR	HEIGHT	WEIGHT	B/T
GR	6-2	195	L/L

HOMETOWN	HIGH SCHOOL
LOUISVILLE, COLO.	MONARCH

TRANSFER FROM
USC AIKEN

X @MATTGAR0011 @MATTGARCIAA

SEASON STATS

ERA	WHIP	GP-GS	W-L	SV	IP	H	R	ER	BB	SO	oAVG
---	---	---	---	---	---	---	---	---	---	---	---

LAST APPEARANCE*

OPPONENT
NORTH GEORGIA
LOCATION
AIKEN, S.C.
RESULT
L, 5-6
DATE
APRIL 20, 2024
STARTING PITCHER
* With USC Aiken

4.2	4	4
INN. PITCHED	RUNS	EARNED RUNS
9	1	3
HITS	WALKS	STRIKEOUTS

SEASON BESTS

IP:	N/A
H:	N/A
ER:	N/A
BB:	N/A
SO:	N/A
NP:	N/A

CAREER BESTS

IP:	5.2	at USC Beaufort	3/4/23	*at USC Aiken
H:	0	2x, last:	at Flagler	3/17/24 *at USC Aiken
ER:	0	10x, last:	at Augusta	4/14/24 *at USC Aiken
BB:	0	7x, last:	at Flagler	3/14/24 *at USC Aiken
SO:	12		Clafin	3/2/24 *at USC Aiken
NP:	87	2x, last:	Clafin	3/2/24 *at USC Aiken

STARTS WITH...

	2025	CAREER
5.0+ IP	---	3
5+ Ks	---	1

IN STARTS WITH 5.0+ IP...

	2025	CAREER
No Walks	---	0
Less than 3 Runs	---	1
No Hits	---	0
Quality Starts	---	0

RELIEF OUTINGS WITH...


	2025	CAREER
1.0+ IP	---	11
2+ Ks	---	7

RELIEF OUTINGS WITH 1.0+ IP...

	2025	CAREER
No Walks	---	4
Less than 2 Runs	---	6
No Hits	---	1
No Baserunners	---	0

GARCIA'S CAREER STATS

SEASON	ERA	W-L	GP-GS	CG	SHO	SV	IP	H	R	ER	BB	SO	2B	3B	HR	BF	oAVG	WP	HBP	BK	SFA	SHA
2022 (USCA)	21.60	0-0	2-0	0	0	0	1.2	3	4	4	2	0	1	0	0	9	.429	0	0	0	0	0
2023 (USCA)	2.89	2-0	6-4	0	0	0	18.2	20	7	6	5	14	6	0	0	82	.267	0	1	0	0	1
2024 (USCA)	3.60	3-1	13-2	0	0	0	35	36	20	14	12	40	7	0	0	162	.255	1	5	0	2	2
2025	---	---	---	---	---	---	---	---	---	---	---	---	---	---	---	---	---	---	---	---	---	---
CAREER	3.90	5-1	21-6	0	0	0	55.1	59	31	24	19	54	14	0	0	253	.265	1	6	0	2	3



AJ CAMP #55 • PITCHER

YEAR	HEIGHT	WEIGHT	B/T
R-FR	6-1	205	S/L

HOMETOWN	HIGH SCHOOL
STALLINGS, N.C.	COMBINE ACADEMY

TRANSFER FROM
WAKE FOREST

X @AJCAMP23 @AJ_CAMP26

SEASON STATS

ERA	WHIP	GP-GS	W-L	SV	IP	H	R	ER	BB	SO	oAVG
2.70	1.80	3-0	1-0	0	3.1	3	1	1	3	6	.231

LAST GAME PLAYED

OPPONENT
OLD DOMINION
LOCATION
CHARLOTTE, N.C.
RESULT
L, 6-7
DATE
FEB. 23, 2025
RELIEF PITCHER

0.1	1	1
INN. PITCHED	RUNS	EARNED RUNS
1	0	1
HITS	WALKS	STRIKEOUTS

SEASON BESTS

IP: 2.1	at Wofford	2/18
H: 1	Old Dominion	2/23
ER: 0	at Wofford	2/18
BB: 0	Old Dominion	2/23
SO: 4	at Wofford	2/18
NP: 40	at Wofford	2/18

CAREER BESTS

IP: 2.1	at Wofford	2/18/25
H: 1	Old Dominion	2/23/25
ER: 0	at Wofford	2/18/25
BB: 0	Old Dominion	2/23/25
SO: 4	at Wofford	2/18/25
NP: 40	at Wofford	2/18/25

STARTS WITH...

	2025	CAREER
5.0+ IP	---	---
5+ Ks	---	---

RELIEF OUTINGS WITH...

	2025	CAREER
1.0+ IP	1	1
2+ Ks	1	1

IN STARTS WITH 5.0+ IP...

	2025	CAREER
No Walks	---	---
Less than 3 Runs	---	---
No Hits	---	---
Quality Starts	---	---

RELIEF OUTINGS WITH 1.0+ IP...

	2025	CAREER
No Walks	0	0
Less than 2 Runs	1	1
No Hits	0	0
No Baserunners	0	0

CAMP'S CAREER STATS

SEASON	ERA	W-L	GP-GS	CG	SHO	SV	IP	H	R	ER	BB	SO	2B	3B	HR	BF	oAVG	WP	HBP	BK	SFA	SHA
2025	2.70	1-0	3-0	0	0	0	3.1	3	1	1	3	6	0	0	1	17	.231	0	1	0	0	0
CAREER	2.70	1-0	3-0	0	0	0	3.1	3	1	1	3	6	0	0	1	17	.231	0	1	0	0	0

#PRONINERS (2024 FINAL STATS)

85 NINERS WITH 1 GP IN MLB/MLB • 68 MLB DRAFT PICKS
8 MLB PLAYERS • 19 AAA PLAYERS • 14 NINERS WITH 1+ GP IN 2024

POSITION PLAYERS

PLAYER	POS.	LEVEL	TEAM	ORGANIZATION	GP	AVG/OBP/SLG	AB	R	H	HR	RBI	SB
Jake Cunningham	OF	Total		Baltimore Orioles	92	.220/.312/.308	305	38	67	4	35	29
		High-A	Aberdeen IronBirds		20	.268/.321/.310	71	7	19	0	12	9
		Single-A	Delmarva ShoreBirds		71	.208/.311/.312	231	30	48	4	23	20
Cam Fisher	OF	High-A	Asheville Tourists	Houston Astros	58	.157/.310/.384	185	33	29	12	28	10
Nate Furman	INF	Total		Cleveland Guardians	50	.294/.391/.438	194	41	57	7	32	10
		Double-A	Akron RubberDucks		13	.125/.300/.200	40	6	5	0	4	2
		High-A	Lake County Captains		37	.338/.417/.500	154	35	52	7	28	8
David McCabe	INF	Double-A	Mississippi Braves	Atlanta Braves	35	.137/.284/.214	117	12	16	2	9	2
Aaron McKeithan	C	Double-A	Springfield Cardinals	St. Louis Cardinals	55	.264/.356/.325	163	11	43	1	16	0

PITCHERS

PLAYER	POS.	LEVEL	TEAM	ORGANIZATION	GP	ERA	WHIP	W-L	SV	IP	H	R	ER	BB	SO
Donye Evans	RHP	Single-A	Lakeland Flying Tigers	Detroit Tigers	17	1.40	0.98	2-0	4	19.1	11	4	3	8	21
Spencer Giesting	LHP	Total		Arizona Diamondbacks	25	3.31	1.18	9-10	0	141.1	123	58	52	44	154
		Double-A	Amarillo Sod Poodles		15	4.65	1.41	4-7	0	81.1	84	45	42	31	87
		High-A	Hillsboro Hops		10	1.50	0.87	5-3	0	60.0	39	13	10	13	67
Wyatt Hudepohl	RHP	Single-A	St. Lucie Mets	New York Mets	8	4.03	1.69	1-3	0	29.0	31	15	13	18	31
JOSH MACIEJEWSKI	LHP	MLB	NEW YORK YANKEES	NEW YORK YANKEES	4	2.57	0.86	0-0	0	7.0	4	2	2	2	7
		Triple-A	Scranton/Wilkes-Barre RailRiders		19	5.37	1.48	2-3	0	60.1	63	40	36	26	57
		Double-A	Somerset Patriots		7	7.11	1.50	0-2	0	12.2	16	12	10	3	17
Quinton Martinez	LHP	Total		Los Angeles Angels	25	5.35	1.86	1-1	1	38.2	44	23	23	28	30
		High-A	Tri-City Dust Devils		17	4.56	1.90	1-1	0	23.2	24	12	12	21	19
		Single-A	Inland Empire 66ers		8	6.60	1.80	0-0	1	15.0	20	11	11	7	11
Bryce McGowan	RHP	Double-A	Hartford Yard Goats	Colorado Rockies	41	4.12	1.49	2-0	2	43.2	40	23	20	25	47
Hale Sims	RHP	Single-A	Kannapolis Cannon Ballers	Chicago White Sox	9	10.32	2.21	0-1	2	11.1	20	14	13	5	15
Paxton Thompson	RHP	Total		Philadelphia Phillies	41	2.74	1.14	3-2	3	49.1	41	16	15	15	53
		High-A	Jersey Shore BlueClaws		16	1.64	0.96	2-0	2	22.0	15	5	4	6	23
		Single-A	Clearwater Threshers		19	3.62	1.28	1-2	1	27.1	26	11	11	9	30
AJ Wilson	LHP	Single-A	Clearwater Threshers	Philadelphia Phillies	5	3.86	1.57	0-1	0	7.0	4	3	3	7	11



1
CARSON BAYNE
 OF • R/R • 5'11 • 185
 JACKSONVILLE, Fla.



2
THAD ECTOR
 OF • S/R • 6'2 • 215
 TYRONE, Ga.



3
DANTE DeFRANCO
 INF • R/R • 5'10 • 185
 HILLSBOROUGH, N.C.



6
JOHNNY SUTRYK
 OF • R/R • 6'1 • 215
 VIRGINIA BEACH, Va.



8
NOAH FURCHT
 OF • R/R • 6'2 • 215
 ESKO, MINN.



9
LOGAN POTEET
 C • R/R • 6'2 • 215
 POWELL, TENN.



11
CONNOR MARYNIAK
 INF/RHP • R/R • 6'1 • 200
 READING, Pa.



12
CHASE CARSON
 LHP • L/L • 6'4 • 210
 TOPEKA, Kan.



13
CALEB ESTES
 INF • R/R • 6'4 • 205
 SEVERN, Mo.



14
CHANDLER RILEY
 INF • L/R • 6'0 • 185
 CONCORD, N.C.



17
WESLEY JONES
 RHP • R/R • 6'3 • 225
 CHARLOTTE, N.C.




18
DAWSON BRYCE
 OF • L/R • 6'3 • 200
 TAUNTON, Mass.



19
BLAKE MARTIN
 OF • R/R • 6'0 • 200
 IRMO, S.C.



20
ED WAGNER
 RHP • R/R • 6'5 • 220
 HAYMARKET, Va.



21
ADAM STANTON
 RHP • R/R • 6'3 • 230
 EAGAN, Minn.



22
CODY GUNDERSON
 C/1B • L/R • 6'4 • 220
 ST. MALO, MANITOBA



23
SPENCER NOLAN
 UTL • R/R • 6'5 • 190
 WILMINGTON, N.C.



24
REID HAIRE
 OF • L/L • 6'0 • 195
 HUDSON, N.C.



25
TREY BAKER
 RHP • R/R • 6'3 • 215
 ROSWELL, Ga.



26
JUAN RIVERA
 INF • L/R • 5'7 • 165
 MISSION, TEXAS



29
JOSEPH TAYLOR
 RHP • R/R • 5'11 • 180
 APEX, N.C.



32
BLAKE GILLESPIE
 RHP • S/R • 6'2 • 205
 CLERMONT, Ga.



34
TANNER KALER
 LHP • L/L • 6'1 • 195
 CONCORD, N.C.



35
ANDREW KRIBBS
 RHP • R/R • 6'0 • 210
 KNOXVILLE, TENN.



37
CHASE ALLEN
 RHP • R/R • 6'6 • 215
 LITTLETON, Colo.



38
TRIP DeVALE
 RHP • R/R • 6'1 • 190
 ROSWELL, Ga.



40
MIKE SZTURMA
 RHP • R/R • 6'3 • 220
 BEACON FALLS, Conn.



41
JOEL SARVER
 RHP • R/R • 6'1 • 210
 CHAMPAIGN, Ill.




43
BEN CRAIG
 LHP • L/L • 6'3 • 210
 KEEZLETOWN, Va.



44
CAMERON TURNER
 INF • R/R • 6'3 • 215
 RICHLANDS, N.C.



45
SEBASTIAN PEREZ
 RHP • R/R • 6'5 • 245
 SOUTHWEST RANCHES, Fla.



47
HUNTER SLOOP
 RHP • R/R • 6'7 • 235
 MOUNT PLEASANT, N.C.



50
LOGAN PONNETT
 C/INF • R/R • 6'0 • 190
 WILMINGTON, N.C.



53
ZACARIAS SALINAS
 C • L/R • 6'1 • 210
 CANTON, Mich.



54
MATT GARCIA
 LHP • L/L • 6'2 • 195
 LOUISVILLE, Colo.



55
AJ CAMP
 LHP • S/L • 6'1 • 205
 STALLINGS, N.C.



33
ROBERT WOODARD
 HEAD COACH



10
TOBY BICKNELL
 ASSOCIATE
 HEAD COACH



16
PHILLIP CEBUHAR
 ASSISTANT COACH



42
TYLER SIMMONS
 DIRECTOR OF PLAYER
 DEVELOPMENT



BP
ERIC McKIBBAN
 DIRECTOR OF BASEBALL
 PERFORMANCE



30
CAMERON HANSEN
 PITCHING COORDINATOR
 BASEBALL PERFORMANCE ASST.



AT
DONNA NIMMO
 ATHLETIC TRAINER