

**2025 SCHEDULE & RESULTS**

**OVERALL: 1-4**

Big 12: 0-0 | Non-Conference: 1-4  
Home: 0-0 | Away: 0-3 | Neutral: 1-1  
Last 10 Games: 0-0 | Streak: L2

FEBRUARY (1-4)		RESULT/TIME (CT)
14	vs. Washington#	L, 2-9
15	at Coastal Carolina#	L, 3-8
16	vs. Saint Joseph's#	W, 12-7
17	at Coastal Carolina#	L, 2-9
19	at #6 North Carolina	L, 9-12
21	vs. #5 Arkansas*	7 PM
22	vs. Michigan*	2 PM
23	vs. #22 TCU*	3 PM
28	vs. #3 LSU^	2 PM

MARCH (0-0)		
1	vs. Sam Houston^	Noon
2	vs. #23 Nebraska^	Noon
5	<b>CREIGHTON</b>	3 PM
7	<b>WILLIAM AND MARY</b>	3 PM
8	<b>WILLIAM AND MARY</b>	4 PM
9	<b>WILLIAM AND MARY</b>	11 AM
11	at Creighton	6 PM
12	at Omaha	TBA
14	<b>UTAH*</b>	6 PM
15	<b>UTAH*</b>	4 PM
16	<b>UTAH*</b>	1 PM
19	at Tarleton State	6 PM
21	at Baylor*	6:30 PM
22	at Baylor*	2 PM
23	at Baylor*	1 PM
25	<b>#23 NEBRASKA</b>	6 PM
28	<b>TEXAS TECH*</b>	6 PM
29	<b>TEXAS TECH*</b>	4 PM
30	<b>TEXAS TECH*</b>	1 PM

APRIL (0-0)		
2	at Wichita State	TBA
4	at #19 Oklahoma State*	6 PM
5	at #19 Oklahoma State*	6 PM
6	at #19 Oklahoma State*	1 PM
8	<b>MISSOURI STATE</b>	6 PM
11	<b>UCF*</b>	6 PM
12	<b>UCF*</b>	4 PM
13	<b>UCF*</b>	1 PM
15	at Northeastern	TBA
16	at Northeastern	TBA
18	at Kansas*	6 PM
19	at Kansas*	2 PM
20	at Kansas*	2 PM
22	<b>WICHITA STATE</b>	6 PM
25	<b>HOUSTON*</b>	6 PM
26	<b>HOUSTON*</b>	4 PM
27	<b>HOUSTON*</b>	1 PM
29	at #23 Nebraska	6:05 PM

MAY (0-0)		
1	at BYU*	7:30 PM
2	at BYU*	7:30 PM
3	at BYU*	2:30 PM
6	<b>OMAHA</b>	6 PM
9	<b>WEST VIRGINIA*</b>	6 PM
10	<b>WEST VIRGINIA*</b>	4 PM
11	<b>WEST VIRGINIA*</b>	1 PM
15	at #25 Cincinnati*	5 PM
16	at #25 Cincinnati*	5 PM
17	at #25 Cincinnati*	12 PM

**Big 12 Championships (Arlington, TX)**  
21-24 Phillips 66 Big 12 Championships TBA

Feb: 1-4 | H: 0-0 // A: 0-3 // N: 1-1  
March: 0-0 | H: 0-0 // A: 0-0 // Big 12: 0-0  
April: 0-0 | H: 0-0 // A: 0-0 // Big 12: 0-0  
May: 0-0 | H: 0-0 // A: 0-0 // Big 12: 0-0

**GAMES 6-7: AMEGY BANK COLLEGE BASEBALL SERIES | FEB. 21-23 | ARLINGTON, TX**

**K-STATE WILDCATS**

Head Coach.....Pete Hughes (Davidson, '90)  
Career Record.....821-638-3 (28th season)  
School Record.....169-146 (7th season)

Record.....1-4 (0-0 Big 12)  
H/A/N.....0-0/0-3/1-1  
Last 10.....1-4  
Current Streak.....L2

**#5 ARKANSAS RAZORBACKS**

Head Coach.....Dave Van Horn (Arkansas '88)  
Career Record.....1,258-625 (32 Seasons)  
School Record.....887-457 (23 Seasons)

Record.....4-0 (0-0 SEC)  
H/A/N.....4-0/0-0/0-0  
Last 10.....4-0  
Current Streak.....W4

**MICHIGAN WOLVERINES**

Head Coach.....Tracy Smith (Miami (OH), '89)  
Career Record.....869-668 (28 Seasons)  
School Record.....

Record.....4-0 (0-0 Big Ten)  
H/A/N.....0-0/0-0/4-0  
Last 10.....4-0  
Current Streak.....W4

**TCU#22 TCU HORNED FROGS**

Head Coach.....Kirk Saarloos (Cal St. Fullerton)  
Career Record.....119-67 (4 Seasons)  
School Record.....Same

Record.....4-0 (0-0 Big 12)  
H/A/N.....0-0/4-0/0-0  
Last 10.....4-0  
Current Streak.....W4

**PROBABLE STARTING ROTATION**

Friday: LHP Jacob Frost (0-0) v. RHP Gabe Gaeckle (0-0)  
Saturday: LHP Michael Quevedo (0-1) v. TBA  
Sunday: LHP Lincoln Sheffield (0-1) v. RHP Trevor Baumler (1-0)

**STATISTICAL COMPARISON**

	TEAM STATS	A	M	TCU
.273	AVG	.314	.319	.273
.384	OBP	.459	.375	.394
.401	SLG	.554	.525	.580
28	R	34	35	34
47	H	38	51	39
10	2B	12	10	9
0	3B	1	1	1
4	HR	5	7	11
23	RBI	31	35	33
23	BB	28	12	22
49	K	28	32	51
3-9	SB-ATT	5-8	4-5	6-9
7.50	ERA	1.91	1.42	3.16
42.0	IP	33.0	38.0	37.0
52	K	37	42	45
27	BB	5	12	11
.276	AVG	.202	.193	.264
.938	FLD%	.985	.987	.956

**INSIDE THE SERIES**

**GAME 6**  
K-STATE vs. #5 ARKANSAS  
Friday, Feb. 21 | 7 PM CT  
Globe Life Field (Arlington, TX)  
Watch: FloSports // Ben Wilson (PxP) and Pat Combs (analyst)  
Radio: KMAN // Brian Smoller  
Listen: KStateSports.com/watch  
Live Stats: KStateSports.com

**GAME 7**  
K-STATE vs. MICHIGAN  
Saturday, Feb. 22 | 2 PM CT  
Globe Life Field (Arlington, TX)  
Watch: FloSports // Ben Wilson (PxP) and Pat Combs (analyst)  
Radio: KMAN // Brian Smoller  
Listen: KStateSports.com/watch  
Live Stats: KStateSports.com

**GAME 8**  
K-STATE vs. #22 TCU  
Sunday Feb. 23 | 3 PM CT  
Globe Life Field (Arlington, TX)  
Watch: FloSports // Ben Wilson (PxP) and Pat Combs (analyst)  
Radio: KMAN // Brian Smoller  
Listen: KStateSports.com/watch  
Live Stats: KStateSports.com

**SERIES HISTORY**  
**K-STATE vs. ARKANSAS**  
All-Time.....Arkansas leads 31-20  
K-State at Home.....2-0  
K-State on the Road.....17-28  
K-State at Neutral Site.....1-2  
Last Meeting.....6/1/24 (K-State 7, Arkansas 6)  
Current Streak.....W1  
Hughes (at K-State).....1-0

**K-STATE vs. MICHIGAN**  
All-Time.....Series tied, 1-1  
K-State at Home.....0-0  
K-State on the Road.....0-0  
K-State at Neutral Site.....1-1  
Last Meeting.....2/19/2022 (Michigan 10, K-State 2)  
Current Streak.....L1  
Hughes (at K-State).....0-1

**K-STATE vs. TCU**  
All-Time.....TCU leads, 33-14  
K-State at Home.....9-9  
K-State on the Road.....4-19  
K-State at Neutral Site.....1-5  
Last Meeting.....5/23/24 (TCU 9, K-State 4)  
Current Streak.....L1  
Hughes (at K-State).....7-14

**STADIUM INFO**  
Field.....Globe Life Field  
Location.....Arlington, Texas  
Capacity/Dimensions.....40,300/329'-407'-326'  
Surface.....Field Turf

**WHAT'S INSIDE**

Noteworthy/Quick Facts.....	2-3
Roster.....	4
Head Coach Pete Hughes.....	5-6
Game-By-Game Results.....	7
Around the Big 12.....	8
Lineups.....	9-10
Game-By-Game.....	11-12
Last Time/Game Highs.....	13
Team Records.....	14
Miscellaneous Stats.....	15
Hitting Stats.....	16
Homerun Breakdown.....	17
Pitching Stats.....	18
Summaries.....	19-21
Stater & Bullpen Stats.....	21
Season Class Records.....	21
Overall Stats.....	22
Big 12 Stats.....	23
Home Stats.....	24
Road/Neutral Stats.....	25
Last 5 Games.....	26
The Pitching Staff.....	27-27
The Hitters.....	38-46
TV/Radio Roster.....	47

**K-STATE QUICK FACTS**

**UNIVERSITY INFORMATION**

Location.....Manhattan, Kan.  
 Founded .....1863  
 Enrollment..... 20,229  
 President.....Richard Linton  
 Director of Athletics.....Gene Taylor  
 Faculty Representative.....Dr. Be Stoney  
 SWA.....Jill Shields  
 Ticket Office Phone.....1-800-221-CATS  
 Nickname ..... Wildcats  
 Colors.....Purple and White  
 Affiliation.....NCAA Division I  
 Conference ..... Big 12  
 Website.....K-StateSports.com

**PROGRAM HISTORY**

Year of Baseball .....125th  
 First Season.....1897  
 All-Time Record .....2,004-1,981-10  
 All-Time Home Record.....1,263-754-3  
 All-Time Tointon Record ('02).....408-217  
 All-Time Big 12 Record.....252-438-3  
 Big 12 Conference Tournament.....22-28  
 NCAA Tournament Appearances.....5  
 Last NCAA Appearance .....2024 (Supers)  
 NCAA Tournament Record.....10-10

**TEAM INFORMATION**

2024 Record ..... 35-26 (.574)  
 2024 Big 12 Record .....15-15 (.500)  
 2024 Postseason..... NCAA Super Regionals  
 2024 Final Ranking.....14th  
 Conference Finish .....6th  
 Letterwinners Returning .....14  
 Letterwinners Lost.....17  
 Starters Returning/Lost.....2-6  
 Pitchers Returning/lost.....9/6  
 Newcomers.....23 (6 Freshmen, 17 Transfers)

**FACILITY INFORMATION**

Stadium.....Tointon Family Stadium  
 Opened/Re-dedicated.....1961/2002  
 Capacity.....2,344  
 Dimensions .....340'-400'/325'  
 Playing Surface.....AstroTurf Gameday Grass  
 All-Time Home Record.....1,263-754-3 (.624)  
 Press Box Phone.....785-532-5801

**ATHLETICS COMMUNICATIONS**

Baseball Contact.....Jordyn Ballard  
 Email .....jballard@kstatesports.com  
 Office Phone .....785-532-7976

**COACHING STAFF**

**Head Coach**.....#19 Pete Hughes  
 .....7th season  
**Associate Head Coach**.....#21 Austin Wates  
 .....7th season  
**Pitching Coach**.....#42 Rudy Darrow  
 .....3rd season  
**Assistant Coach**.....Thomas Hughes  
 .....5th season  
 .....3rd base coach  
**Graduate Assistants**.....Luke Beckstein  
 .....Jaden Parsons  
 .....Josh Wintroub  
**Strength Coach**.....A.J. Kloss  
**Athletic Trainer**.....Blaine Burris  
**Dir. of Baseball Ops**.....Ryan Connolly  
**Dir. of Player/Program Dev.**.....Colin Greaser

**THE MATCHUP**

K-State baseball will continue its 11-game road trip this weekend as the Wildcats head to Arlington, Texas to compete in the Amegy Bank College Baseball Series presented by Kubota and hosted by REV Entertainment at Globe Life Field. The Wildcats (1-4) will take on No. 5 Arkansas (3-0), Michigan (4-0) and No. 22 TCU across the three-day event, starting Friday at 7 p.m. CT against the Razorbacks with lefty-hander Jacob Frost getting the nod. The Wildcats face Michigan at 2 p.m. on Saturday with lefty Michael Quevedo starting on the mound, while left-hander Lincoln Sheffield will get Sunday's start against TCU at 3 p.m.

**A LOOK AT K-STATE**

K-State looks to bounce back after a competitive opening weekend that saw five continuous days of baseball, that included a tough battle at No. 6 North Carolina ... 20 newcomers made their K-State debuts opening weekend including eight on Opening Day ... The Cats picked up their lone win in a neutral contest against Saint Joseph's, where they out hit the Hawks 15-7, led by 4 1/3 Innings from lefty transfer Michael Quevedo and a four-hit performance from Columbia transfer Seth Dardar ... Lincoln Sheffield turned in the longest outing for K-State logging five complete innings in the weekend finale at Coastal Carolina ... Sheffield held the Chanticleers to three runs with a team-high six strikeouts in his first start as a Wildcat ... Frost will make his third appearance of the year and first start since May 18, 2024 vs. BYU ... In their last outing, the Wildcats out-hit the No. 6 North Carolina, 12-9, led by a four-hit night from Dee Kennedy ... A sophomore transfer from Texas, Kennedy went 4-for-5 with two runs batted in and two runs scored, while drawing a pair of walks while Maximus Martin was 3-for-3 with two RBI and two runs scored.

**SCOUTING #5 ARKANSAS**

Coming off a series sweep of Washington State, Arkansas (4-0) looks to stretch its win streak to five on Friday in a revenge game against the Cats ... In 2024, K-State upset Arkansas at the Fayetteville Regional, with the Cats claiming a 7-6 triumph to advance to the regional title game ... Arkansas enters the weekend ranked among the Top-5 in most major College Baseball Top-25 polls, as high as fourth by Baseball America ... The Razorbacks boasted a 3-3 record at neutral locations last season, and return to the College Baseball Series where they went 2-1 last season ... During opening weekend, Arkansas limited Washington State to two runs in each of their four games ... Righthanders Gabe Gaeckle and Gage Wood and lefty Zach Root combined to strike out 22 and allow just three earned runs over 15 innings ... Gaeckle will get the start on the mound in the Amegy Bank College Baseball Series opener against the Cats ... The sophomore made his first collegiate start on the bump on Opening Day against Washington State (Feb. 15), logging a career-long five shutout innings with a career-high seven strikeouts ... Offensively, the Razorbacks hit .314 with 18 extra-base hits that included five home runs ... Brent Iredale and Kuhio Aloy lead the Razorbacks, both hitting over .420 with a pair of home runs ... Arkansas leads the all-time series 31-20, while Friday's contest is just the fourth meeting at a neutral location and first since 2017 in Kansas City, Mo.

**SCOUTING MICHIGAN**

Michigan (4-0) opened the 2025 season at the inaugural Puerto Rico Challenge, starting off with a walk-off upset win over No. 2 Virginia ... The pitching staff registered a 1.42 ERA after opening weekend, surrendering just six earned runs and held opponents to a .193 batting average with 42 strikeouts, while the offense produce 32 runs and hit .319 as a team. Johnathan Kim led the offense, slashing .500/.500/.611 with nine hits, and scoring four runs while driving in three ... He ranks sixth in the Big Ten in batting average and is tied for third nationally among players with at least 18 at-bats ... Preseason All-American Mitch Voit slashed .471/.474/1.059 with eight hits -- six

of which went for extra bases (four doubles, two home runs), ranking him second nationally in extra-base hits ... Catcher Matt Spear (.357/.438/.571) recorded 24 putouts, four assists, and three caught stealing, including two in a single inning against Stetson ... Eight Michigan freshmen made their collegiate debuts in Puerto Rico ... The series is tied 1-1, with Michigan taking a 10-2 win in the last meeting on February 19, 2022 at the State Farm College Baseball Showdown.

**SCOUTING #22 TCU**

TCU, ranked No. 22 by D1Baseball and as high as No. 13 in the polls, is coming off a four-game sweep over San Diego over opening weekend that included a 5-4 extra-inning Opening Day win ... The Horned Frogs outscored their opponent 34-17, slashing .273/.394/.580 as a team ... Kirk Saarloos is in his fourth season at the helm of the Horned Frogs baseball program, guiding TCU to a 119-67 overall record including a run in the 2023 College World Series ... Senior infielder Cole Cramer was voted the Big 12 Newcomer of the Week, as he was one of two Horned Frogs to hit safely in all four games to start the season ... He led the Frogs with a .412 (7-for-17) average, with two doubles and two homes while driving in six RBIs ... TCU was picked to finish third in the Big 12 preseason poll, earning one first place vote while Ben Abeldt and Anotho Silva were each named to the Big 12 All-Preseason Team ... Abeldt was named the Big 12 Preseason Pitcher of the Year by Baseball America, picking up preseason All-American honors by Perfect Game and NCBWA ... Trever Baumler (1-0) will make his second appearance and get his first collegiate nod in Sunday's contest ... The freshman owns a 3.60 ERA (2 ER, 5 IP) with five strikeouts and one walk ... TCU leads the all-time series 33-14, including a 5-1 advantage on neutral territory.

**AT THE PLATE**

Offensively, the Wildcats produced a slash line of .273/.384/.401 in the first five games with two games recording double-digit hits ... K-State has out-hit opponents twice that included a season-high 15 hits with 10 RBI in its lone victory against St. Joseph's (Feb. 16) ... Three players are hitting over .300, led by freshman AJ Evasco (.556) ... Seth Dardar's .450 average is second on the team, while he boasts a team-leading four extra-base hits, and is followed by Kyan Lodice hitting .308 ... In the past four seasons, the Cats have registered four of the top five home run marks in school history - 89 (2021), 84 (2022), 77 (2023), 69 (2024).

**DO SOMETHING CRAZY**

Five freshmen made their collegiate debuts in opening day - AJ Evasco, Donte Lewis, Micah Henson, Ty Smolinski, Micah Dean and Rohan Putz ... Evasco and Lewis highlighted the freshmen outings ... Evasco, a product of Lincoln, Nebraska went produced at least one hit in each of the first four games, including a two-hit effort at Coastal Carolina (Feb. 15) ... The freshman leads the Wildcats offense with a .556 batting average and tied first in the Big 12 in total doubles (3) ... Lewis earned his first collegiate start on the mound against No. 6 North Carolina ... In his pitching debut, the Pearland, Texas native didn't allow an earned run as he became the first two-way player for K-State to see the field since Dylan Phillips (2019-22).

**BIG BAT CATS**

Four different Wildcats belted their first homers of 2025, led by a solo shot from graduate Seth Dardar against Coastal Carolina (Feb. 15) ... David Bishop and Nick English each launched a two-run homer into left center in the Cats' 12-7 triumph over St. Joseph's (Feb. 16), while Maximus Martin added his first against No. 6 North Carolina ... Since 2019, K-State's offense has turned in four of the top five seasons in terms of total home runs in program history, including a single-season record 89 in 2021 ... The 89 bombs ranked 11th in the nation and shattered the previous record of 75 set in 1997.

**NUMBERS TO KNOW**

<p><b>23</b></p> <p>K-State is second the Big 12 in offensive walks (33), ranking 55th in the nation</p>	<p><b>10</b></p> <p>The Wildcats were issued 321 walks in 2024, ranking second in the league and 25th nationally.</p>	<p><b>8</b></p> <p>Seth Dardar is second in the league and ranked nationally with eight hits.</p>	<p><b>3</b></p> <p>AJ Evasco and Seth Dardar are two of eight players tied first in the league with three doubles.</p>
--	---	---	--

### BREAKOUT WEEKEND

In the first four games, Seth Dardar slashed an impressive .533/.588/.933 with four of his eight hits being for extra-bases ... The Louisiana product finished as one of four Conference players to produce eight or more hits over opening weekend, while he was one of three to generate a four-hit performance ... Dardar went 4-for-6 with three doubles in the Cats 12-7 victory over St. Joseph's to become the first Wildcat with four-plus hits since first-rounder Kaelen Culpepper and Jaden Parsons in the first round of the NCAA Tournament last season ... The graduate student's three doubles against the Hawks are the most by any Big 12 player in a single-game this season, and he is the first K-State player to hit three since Cole Johnson in 2023 (vs. Kansas, April 16).

### AROUND THE BIG 12

Five members of the Big 12 started off the year 4-0, while Texas Tech is the only program without a win ... Arizona State's Brandon Compton (player), Baylor's Ethan Calder (co-pitcher), TCU's Cole Cramer (newcomer) and Utah's Colter McAnelly (co-pitcher) collected the Big 12 baseball weekly awards for the opening weekend ... Four schools are ranked in at least one of the national polls with Cincinnati, Oklahoma State, TCU and West Virginia ... OSU ranks as high as 17 by Baseball America and USA Today.

### BEEF IT UP

The 2025 slate features eight teams that reached last season's regional round of the NCAA Tournament, including matchups against College World Series participant North Carolina and Super Regional squad West Virginia ... In addition to a three-game series against WVU, four other home contests are against teams that competed in the NCAA Tournament with Nebraska and UCF. A total of 10 opponents - 20 games - finished with an RPI of 45 or higher in 2024, while four were ranked in the final D1Baseball Top 25 poll ... Six 2025 opponents were ranked in the preseason national polls, with the Cats facing five of them in the first 11 games of the year.

### COACH HUGHES FILE

Pete Hughes, the winningest active Big 12 coach, is in 28th season as a head coach and sixth at the helm of K-State baseball ... Hughes has led four squads to the tournament (Virginia Tech [2010, 2013], Oklahoma [2017], K-State [2024]) ... In 28 seasons, Hughes has compiled a career record of 821-638-3 as a head coach ... His 821 career wins are the most by any active Big 12 head coaches ... In six seasons as the head coach of the Wildcats, Hughes has put together a 169-146 record ... K-State has put together back-to-back 35-win seasons, its highest win total since posting 45 in 2013 ... Hughes has overseen 89 former student-athletes selected in the Major League Baseball Draft, including 25 taken in the first 10 rounds after four players were selected in the 2024 MLB Draft. In total, Hughes has recruited 143 players who were drafted and/or played professionally, including eight first-rounders ... He has developed and/or recruited 22 Major Leaguers during his collegiate coaching career, most recently left-hander Jordan Wicks of the Chicago Cubs, who made his MLB debut in August of 2023.

### OPENING DAY

For the 21st straight season K-State opened its season on the road ... K-State last opened the season in 2003 with a doubleheader against Western Illinois ... The Wildcats is 2-5 in season openers under Hughes ... The Cats are 4-6 over their last 10 season openers and 15-11 going back to the year 2000.

### NEW FACES

The 2024 roster is comprised of 23 new faces with 17 transfers and six freshmen... Eight of the Wildcats' 17 transfers come from four-year universities, including infielders Dee Kennedy (Texas), and Maximus Martin (Georgia State), right-hander Carson Liggett (Louisville), and catcher Bear Madliak (Jacksonville State) ... Bear was ranked No. 42 in the preseason catcher rankings by D1Baseball after producing a .327/.405/.495 slash line with 26 RBI ... Liggett was a Dick Houser Trophy Semifinalist in 2023, an award is given to the top college baseball player, after finishing 7-2 on the mound with 64 strikeouts in 71 innings.

### 2024 RECAP

Last season, head coach Pete Hughes directed K-State to its sixth straight winning season with a 35-26 overall mark and the program's first berth to the NCAA Tournament since 2013 ... Hughes led the Wildcats to the 2024 NCAA Charlottesville Super Regional after their sweep of the Fayetteville Regional, which included a 7-6 triumph over top-seeded and nationally-ranked fifth Arkansas ... A record-tying nine Wildcats were named to the All-Big 12 Teams ... The 2024 squad also appeared in all four final NCAA Division I baseball rankings: D1Baseball (14th), National College Baseball Writers' Association (NCBWA) (16th), USA Today (21st), and Baseball America (22nd).

### REGIONAL CHAMPS

K-State swept the Fayetteville Regional, highlighted by the play of Regional Most Outstanding Player and first-rounder Kaelen Culpepper, who hit .583 in the three games that included hitting for the cycle in the 19-4 win over Louisiana Tech to open play ... The Wildcats beat No. 5 and top-seeded Arkansas - a team that had only recorded three losses at home all season - 7-6 in the winners' bracket game, then clinched the berth with a 7-2 victory over Southeast Missouri State ... Five Wildcats were named to the Fayetteville Regional all-tournament team with Culpepper, who went 7-for-12 (.583) with two home runs and seven RBI, was named the Fayetteville Regional's MVP ... Culpepper was joined by Jaden Parsons (third base), Chuck Ingram (outfielder), Jackson Wentworth (starting pitcher), and Tyson Neighbors (relief pitcher) on the regional's all-tournament team.

### 2024 MLB DRAFT

A total of five K-State players were chosen in the 2024 MLB Draft, including four taken in the first 10 rounds ... In addition to Culpepper, the Cats draft picks included All-American right-hander Tyson Neighbors (fourth-round, No. 118 overall), and All-Big 12 honorees right-hander Jackson Wentworth (fifth-round), second baseman Brady Day (10th-round), and outfielder Brendan Jones (12th-round).

### UP NEXT

Following the weekend in Arlington, the Wildcats will return to Texas to compete in the Frisco Classic on February 28-March 2. K-State will take on No. 3 LSU, Sam Houston and No. 24 Nebraska over the three-day event at Riders Field. The tournament will be exclusively streamed on D1Baseball.com. D1Baseball has streaming subscription packages available that give fans live streaming access to all of this weekend's games, PLUS immediate access to D1Baseball's premium on-site content, starting at \$34.99.

### WHAT'S RETURNING?

#### HITTING

At-bats.....	569/2,094 (.272)
Runs.....	83/394 (.211)
Hits.....	139/569 (.244)
Doubles.....	29/99 (.293)
Triples.....	3/18 (.167)
Home Runs.....	12/69 (.174)
RBI.....	89/361 (.247)
Total bases.....	210/911 (.231)
Walks.....	63/321 (.273)
Sac Flies.....	10/23 (.435)
Steals.....	34/137 (.248)

#### PITCHING

Wins.....	20/35 (.571)
Saves.....	1/16 (.063)
Starts.....	21/61 (.344)
Innings.....	251.0/546.1 (.460)
Strikeouts.....	227/590 (.395)

\*Indicates team leader in category returns

### 2025 PRESEASON BIG 12 COACHES POLL

RK	TEAM (1st-Place Votes)	Points
1.	Oklahoma State (9)	163
2.	Arizona (4)	152
3.	TCU (1)	149
4.	West Virginia	115
5.	Texas Tech	111
6.	Arizona State	96
7.	UCF	93
8.	<b>Kansas State</b>	<b>88</b>
9.	Kansas	85
10.	Cincinnati	73
11.	Houston	45
12.	Utah	44
13.	Baylor	39
14.	BYU	21

### AWARDS AND HONORS

David Bishop.....	.....
All-Big 12 Freshman Team (TCU, 2022)	.....
Blake Dean.....	.....
All-Big 12 Freshman Team (2024)	.....
Nick English.....	.....
All-Big 12 Honorable Mention (2024)	.....
Jacob Frost.....	.....
Big 12 Co-Newcomer of the Week (March 11, 2024)	.....

### LONGEST K-STATE WINNING STREAKS

Since 1910

Year(s)	Streak
2006	16
1908, 2014	12
2004	11
1998, 2024	10
1906, 1907, 1979, 1981, 2023	9
1930, 1978, 2005, 2022	8

### 2024 OPENING DAY LINEUP

#	NAME	POS
1	Dee Kennedy	3B
2	Kyan Lodice	CF
3	Shintaro Inoue	SS
4	Keegan O'Connor	LF
5	Seth Dardar	DH
6	Nick English	RF
7	Sam Flores	2B
8	Cayden Phillips	C
9	David Bishop	1B

### LAST LINEUP

#	NAME	POS
1	Micah Dean	CF
2	Dee Kennedy	3B
3	Donte Lewis	RHP
4	Nick English	RF
5	Seth Dardar	2B
6	Keegan O'Connor	LF
7	Maxmuis Martin	SS
8	Cayden Phillips	C
9	David Bishop	1B

### # OF DIFFERENT INFIELDS

5	Most Common (5 times):
David Bishop (5)	
Shintaro Inoue (4)	
Dee Kennedy (5)	
Seth Dardar (4)	
Maximus Martin (1)	
Maximus Martin (1)	

### # OF DIFFERENT OUTFIELDS

5	Most Common (5 times):
Nick English (5)	RF
Keegan O'Connor (5)	LF
Kyan Lodice (3)	CF
Micah Dean (2)	CF

## NUMERICAL ROSTER

#	NAME	YR	POS	B/T	HT	WT	HOMETOWN (LAST SCHOOL)
1	Dee Kennedy	SO	INF	R/R	5-11	180	Fort Worth, Texas (Texas)
2	Cadyn Karl	R-SO	OF	R/L	6-4	200	Edmond, Okla. (Jones HS)
3	Bear Madliak	R-JR	C	R/R	5-10	210	Carrollton, Ga. (Jacksonville State)
4	Sam Flores	JR	INF	L/R	6-4	220	Lufkin, Texas (McLennan CC)
5	Shintaro Inoue	JR	INF	L/R	5-8	190	Yamaguchi, Japan (Western Nebraska CC)
6	Mason Buss	JR	RHP	R/R	6-1	190	Pewaukee, Wis. (Arrowhead HS)
7	AJ Evasco	FR	INF	L/R	6-6	220	Lincoln, Neb. (Lincoln East HS)
8	Nick English	SO	C/OF	R/R	6-0	190	Olathe, Kan. (Olathe South HS)
9	Donte Lewis	FR	UTL	R/R	6-0	185	Pearland, Texas (St. Thomas HS)
10	Blake Dean	SO	RHP	R/R	6-1	195	Acworth, Ga. (North Cobb Christian HS)
11	Maximus Martin	JR	INF	R/R	6-0	185	Edgewater Park, N.J. (Georgia State)
12	Cayden Phillips	SR	C	R/R	6-4	205	Amarillo, Texas (Amarillo HS)
13	Cole Wisenbaker	JR	LHP	L/L	6-4	190	Houston, Texas (Cypress Christian HS)
14	Micah Dean	R-FR	UTL	R/R	6-1	190	Richmond, Texas (Foster HS)
15	Kyan Lodice	R-JR	INF/OF	L/R	6-3	210	Omaha, Neb. (Millard West HS)
18	Keegan O'Connor	GR	C	R/R	6-0	215	Andover, Mass. (Quinnipiac)
20	Carson Liggett	SR	RHP	R/R	6-2	225	Overland Park, Kan. (Louisville)
22	Tazwell Butler	R-JR	RHP	R/R	6-2	210	Sandy Springs, Ga. (Walters State CC)
23	Ty Ruhl	R-SR	RHP	R/R	6-4	225	Cairo, Neb. (Millard West HS)
24	Seth Dardar	GR	INF	L/R	6-2	220	Mandeville, La. (Columbia)
25	Rohan Putz	R-FR	OF	R/R	5-9	160	Loch Lloyd, Mo. (Bishop Miege)
26	Micah Henson	FR	LHP	R/L	6-3	210	Raymore, Mo. (Raymore-Peculiar HS)
27	Brady Stuewe	R-JR	RHP	R/R	6-4	215	Topeka, Kan. (Cloud County CC)
28	Michael Quevedo	SR	LHP	L/L	5-14	215	Katy, Texas (Nicholls State)
29	Ben Rosin	R-JR	RHP	R/R	6-5	225	Shoreview, Minn. (North Iowa Area CC)
31	Jonah Reich	JR	RHP	R/R	6-3	220	Kamuela, Hawaii (Eastern Arizona College)
32	James Guyette	SO	RHP	R/R	6-4	220	Newbury Park, Calif. (Newbury Park HS)
34	Ty Smolinski	FR	INF	L/R	6-1	200	Gretna, Neb. (Bellevue West HS)
35	Andrew Evans	JR	RHP	R/R	6-6	235	Olathe, Kan. (Olathe West HS)
37	Brody Roe	JR	LHP	L/L	6-3	190	Stillwater, Okla. (Murray State)
40	Miles Smith	R-JR	RHP	R/R	6-0	180	Flintville, Tenn. (Walters State CC)
41	Adam Arther	SO	LHP	L/L	6-4	175	Altadena, Calif. (Polytechnic HS)
43	Nolan Buss	FR	RHP	R/R	6-0	210	Pewaukee, Wis. (Arrowhead HS)
44	David Bishop	SR	INF	R/R	6-4	215	Marietta, Ga. (TCU)
45	Jacob Frost	SR	LHP	L/L	6-4	230	St. Louis, Mo. (Wabash Valley College)
46	Ethan Giesbrecht	JR	RHP	R/R	6-3	190	Altona, Manitoba, Canada (Hutchinson CC)
47	Lincoln Sheffield	JR	LHP	L/L	6-1	225	Flowood, Miss. (Hinds CC)
52	Chandler Murray	FR	INF	R/R	6-5	215	Honolulu, Hawaii (Mid-Pacific HS)
55	Tanner Duke	R-SO	RHP	R/R	6-2	180	Ladera Ranch, Calif. (Baylor)
61	Scott Rienguette	JR	RHP	L/R	5-10	180	Sudbury, Ontario, Canada (Cloud County CC)
99	JJ Slack	GR	LHP	R/L	5-10	190	Liberty, Texas (Southwestern)

## ALPHABETICAL ROSTER

41	Adam Arther
44	David Bishop
6	Mason Buss
43	Nolan Buss
22	Tazwell Butler
24	Seth Dardar
10	Blake Dean
14	Micah Dean
55	Tanner Duke
8	Nick English
35	Andrew Evans
7	AJ Evasco
4	Sam Flores
45	Jacob Frost
46	Ethan Giesbrecht
32	James Guyette
26	Micah Henson
5	Shintaro Inoue
2	Cadyn Karl
1	Dee Kennedy
9	Donte Lewis
20	Carson Liggett
15	Kyan Lodice
3	Bear Madliak
11	Maximus Martin
52	Chandler Murray
18	Keegan O'Connor
12	Cayden Phillips
25	Rohan Putz
28	Michael Quevedo
31	Jonah Reich
61	Scott Rienguette
37	Brody Roe
29	Ben Rosin
23	Tyler Ruhl
47	Lincoln Sheffield
99	JJ Slack
40	Miles Smith
34	Tyler Smolinski
27	Brady Stuewe
13	Cole Wisenbaker

## COACHING & SUPPORT STAFF

<b>Head Coach:</b>	#19 Pete Hughes (Davidson, '90) - 7th year
<b>Assistant Coach:</b>	#21 Austin Wates (Virginia Tech, '17) - 7th year
<b>Pitching Coach:</b>	#42 Rudy Darrow (Nicholls State '06) - 3rd year
<b>Volunteer Assistant:</b>	Thomas Hughes (Kansas State, '19) - 5th year
<b>Athletic Trainer:</b>	Blaine Burris (Oklahoma State, '08) - 11th year
<b>Strength &amp; Conditioning Coach:</b>	A.J. Kloss (Iowa, '13) - 3rd year
<b>Director of Baseball Operations:</b>	Ryan Connolly (Notre Dame, '09) - 7th year
<b>Director of Player &amp; Program Development:</b>	Colin Greaser (Kansas State, '14) - 9th year
<b>Graduate Assistant:</b>	Luke Beckstein - 1st year
<b>Graduate Assistant:</b>	Jaden Parsons - 1st year
<b>Graduate Assistant:</b>	Josh Wintroub - 1st year

### CATCHERS (4)

3	Bear Madliak	R-JR
8	Nick English	FR
12	Cayden Phillips	JR
18	Keegan O'Connor	GR

### INFIELDERS (10)

1	Dee Kennedy	SO
4	Sam Flores	JR
5	Shintaro Inoue	JR
7	AJ Evasco	FR
11	Maximus Martin	JR
15	Kyan Lodice	R-JR
24	Seth Dardar	GR
34	Ty Smolinski	FR
44	David Bishop	SR
52	Chandler Murray	FR

### OUTFIELDERS (4)

2	Cadyn Karl	JR
8	Nick English	FR
15	Kyan Lodice	R-SO
25	Rohan Putz	SO

### UTILITY (2)

9	Donte Lewis	FR
14	Micah Dean	R-FR

### LHP (8)

13	Cole Wisenbaker	JR
26	Micah Henson	FR
28	Michael Quevedo	SR
37	Brody Roe	JR
41	Adam Arther	SO
45	Jacob Frost	SR
47	Lincoln Sheffield	JR
99	JJ Slack	GR

### RHP (13)

6	Mason Buss	JR
10	Blake Dean	SO
20	Carson Liggett	SR
22	Tazwell Butler	R-JR
23	Ty Ruhl	R-SR
27	Brady Stuewe	SR
29	Ben Rosin	SR
31	Jonah Reich	JR
32	James Guyette	SO
35	Andrew Evans	JR
40	Miles Smith	R-JR
43	Nolan Buss	FR
46	Ethan Giesbrecht	JR
55	Tanner Duke	R-SO
61	Scott Rienguette	JR

### BY CLASS

Freshmen	8
Sophomores	7
Juniors	17
Seniors	6
Graduate	3

### BY LETTERS WON AT K-STATE

0	23
1	11
2	4
3	2
4	0
5	1

### BY STATE

California	3
Georgia	4
Hawaii	2
Kansas	4
Louisiana	1
Oklahoma	2
Massachusetts	1
Minnesota	1
Mississippi	1
Missouri	3
Nebraska	4
New Jersey	1
Tennessee	1
Texas	8
Wisconsin	2
Canada	2
Japan	1

\*Audio pronunciations are available on the baseball roster page at K-StateSports.com

## PRONUNCIATION GUIDE

Seth <b>DARDAR</b>	daR-daR
Ethan <b>GIESBRECHT</b>	geese-breckt
James <b>GUYETTE</b>	GUY-ette
Shintaro <b>INOUE</b>	ee-no-oo-eh
<b>KYAN LODICE</b>	KIE-an (like ryan) LOW-diss
Bear <b>MADLIAK</b>	mad-LEE-ack
<b>ROHAN Putz</b>	ROW-en
Michael <b>QUEVEDO</b>	qwa-VAY-do
Jonah <b>REICH</b>	rike (like mike)
Scott <b>RIENGUETTE</b>	ren-get
Ben <b>ROSIN</b>	row-ZEEN
Brady <b>STUEWE</b>	stewie
Cole <b>WISEBAKER</b>	WISE-en-baker



# PETE HUGHES

**HEAD COACH 7TH YEAR**

**K-STATE RECORD (7 YEARS)  
169-146 (.537)**

**CAREER RECORD (28 YEARS)  
821-638-3 (.563)**

19

## THE PETE HUGHES FILE


### BIRTHDATE

- January 11, 1968 in Brockton, Mass.

### FAMILY

Wife: Debby

- Children: Thomas, Hal, Dominic, Grace, P.J.



### EDUCATION

- Davidson College, B.A. in Sociology/Anthropology, 1990

### PLAYING EXPERIENCE

- Davidson College, Baseball and Football (1986-90)

### COACHING EXPERIENCE

- Asst. Baseball Coach/Asst. Football Coach, Hamilton College (1990-91)
- Asst. Baseball Coach/Asst. Football Coach, Northeastern Univ. (1991-96)
- Head Baseball Coach, Trinity University (1997-98)
- Head Baseball Coach, Boston College (1999-2006)
- Head Baseball Coach, Virginia Tech (2007-13)
- Head Baseball Coach, Oklahoma (2014-17)
- Volunteer Assistant Coach, Georgia (2018)
- Head Baseball Coach, K-State (2019-pres.)

### HUGHES' COACHING HONORS

- 2005 New England Coach of the Year
- 2002 BIG EAST Coach of the Year
- 2000 New England Coach of the Year
- 2000 BIG EAST Coach of the Year
- 2000 ABCA Northeast Coach of the Year

### HUGHES' COACHING HISTORY

- 2019-pres.: K-State, head coach
- 2018: Georgia, volunteer assistant coach
- 2014-17: Oklahoma, head coach
- 2007-13: Virginia Tech, head coach
- 1999-2006: Boston College, head coach
- 1997-98: Trinity (Texas) University, head coach (Division III)
- 1991-96: Northeastern, assistant baseball/football coach
- 1990-91: Hamilton College, assistant baseball/football coach

## YEAR BY YEAR

YEAR	SCHOOL	RECORD (CONF)	POSTSEASON
1997	Trinity (TX)	19-19	--
1998	Trinity (TX)	33-11	--
1999	Boston College	26-21-1 (10-15-1/9th)	--
2000	Boston College	35-20 (12-11/5th)	--
2001	Boston College	29-22 (11-13/8th)	--
2002	Boston College	30-25 (15-11/t-3rd)	--
2003	Boston College	33-21 (13-11/5th)	--
2004	Boston College	32-27 (15-9/4th)--	--
2005	Boston College	37-20 (17-8/2nd)	--
2006	Boston College	28-25-1 (9-21/5th-A)	--
2007	Virginia Tech	23-31 (4-25/6th-C)	--
2008	Virginia Tech	23-32 (6-24/6th-C)	--
2009	Virginia Tech	32-21 (12-17/6th-C)	--
2010	Virginia Tech	40-22 (16-14/4th-C)	NCAA Columbia Reg.
2011	Virginia Tech	30-25 (11-19/5th-C)	--
2012	Virginia Tech	34-21 (11-19/5th-C)	--
2013	Virginia Tech	40-22 (15-14/3rd-C)	NCAA Blacksburg Reg.
2014	Oklahoma	29-29 (8-16/8th)	Big 12 Tournament
2015	Oklahoma	34-27 (13-11/t-3rd)	Big 12 Tournament
2016	Oklahoma	30-27-1 (11-13/5th)	Big 12 Tournament
2017	Oklahoma	35-24 (12-11/3rd)	NCAA Louisville Reg.
2019	K-State	25-33 (8-16/8th)	Big 12 Tournament
2020	K-State	10-7 (-)	--
2021	K-State	34-23 (10-14/7th)	Big 12 Tournament
2022	K-State	29-29 (8-16/7th)	Big 12 Tournament
2023	K-State	35-24 (13-11/t-4th)	Big 12 Tournament
2024	K-State	35-26 (15-15)	NCAA Charlottesville Super Reg.
2025	K-State	1-4 (0-0)	--

Pete Hughes, the winningest active Big 12 head baseball coach, begins his seventh season at the helm of the Wildcats baseball program in 2025 after he was named the 21st head baseball coach in K-State history on June 8, 2018.

With 821 career victories, the most by any current Big 12 head coach and 13th amongst active NCAA Division I Power 4 head coaches, Hughes has a proven track record of setting new standards of excellence. Hughes has overseen 89 former student-athletes selected in the Major League Baseball Draft, including 25 taken in the first 10 rounds after four players were selected in the 2024 MLB Draft. In total, Hughes has recruited 143 players who were drafted and/or played professionally, including eight first-rounders.

He has developed and/or recruited 22 Major Leaguers during his collegiate coaching career, most recently left-hander Jordan Wicks of the Chicago Cubs, who made his MLB debut in August of 2023.

With 24 winning seasons in his 27 years as a head coach, including all six seasons in Manhattan, he has compiled a career record of 821-648-3. He began his head coaching career at Trinity University (1997-98) while also serving as the skipper at Boston College (1999-2006), Virginia Tech (2007-13) and Oklahoma (2014-17). He is the only active NCAA coach to have served as a head coach at four Power 4 programs.

Twice named both the New England Coach of the Year and BIG EAST Coach of the Year, as well as the 2000 American Baseball Coaches Association Northeast Region Coach of the Year, Hughes owns a well-deserved reputation as a relentless worker, tireless recruiter, and charismatic leader.

In six seasons as the head coach of the Wildcats, Hughes has put together a 161-146 overall record, that includes a .708 winning percentage at home and five consecutive runs in the Phillips 66 Big 12 Baseball Championships.

Under Hughes, K-State baseball has garnered five consecutive Wildcat Cup awards which honors teams for their excellence in the five core areas of student-athlete well-being: academics, athletics, career, personal and service. The 2024 team was named K-State's Men's Team of the Year, while three players received individual recognition by their peers - Kaelen Culpepper (Male Athlete of the Year), Nick English (Male Newcomer of the Year), and Jaden Parsons (Men's Unsung Hero of the Year).

Last season, Hughes directed K-State to its sixth straight winning season with a 35-26 overall mark and the program's first berth to the NCAA Tournament since 2013. Hughes led the Wildcats to the 2024 NCAA Charlottesville Super Regional after their sweep of the Fayetteville Regional, which included a 7-6 triumph over top-seeded and nationally-ranked fifth Arkansas. The 2024 squad also appeared in the all four final NCAA Division I baseball rankings: D1Baseball (14th), National College Baseball Writers' Association (NCBWA) (16th), USA Today (21st), and Baseball America (22nd).

The K-State pitching staff, paced fifth-round draft selection Jackson Wentworth, ended the season 19th in the nation with a record-breaking 590 total strikeouts. With 115 strikeouts on the year, the righty finished 18th in the nation in total punchouts followed by left-hander Owen Boerema, who finished seven spots behind nationally with 110. Jacob Frost and Wentworth combined for the K-State's first no-hitter since 1991, blanking Cincinnati 4-0 in the 2024 Big 12 opener.

Offensively, the Wildcats finished in the Top 25 nationally in total stolen bases (137), stolen bases per game (2.25), triples (18), and walks (321). K-State's 137 stolen bases finished ninth in the nation, while it was second in the single-season school records.

The 2024 Wildcats featured All-American shortstop Kaelen Culpepper, who went on to become the second first-rounder in school history after he was selected 21st overall by the Minnesota Twins in the 2024 MLB Draft. A three-time All-Big 12 selection, Culpepper capped his collegiate career leading K-State in hits (80), batting average (.328), slugging percentage (.574), home runs (11), and triples (6).

In the regional opener, Culpepper became just the fourth player in K-State history to hit for the cycle, joining Ross Kivett (2014), Heath Schesser (1997), and Craig Wilson (1992). The junior from Memphis, Tenn., tripled in the second, singled in the sixth, doubled in the seventh, and homered in his fifth at-bat, to complete the cycle.

A total of five K-State players were chosen in the 2024 MLB Draft, including four taken in the first 10 rounds. In addition to Culpepper, the Cats draft picks included right-hander Tyson Neighbors (fourth-round, No. 118 overall), right-hander Jackson Wentworth (fifth-round), second baseman Brady Day (10th-round), and outfielder Brendan Jones (12th-round).

The emergence of Brady Day and Brendan Jones also highlighted the 2024 season, as they were just two of three players to play and start in all 61 games. Day, who produced a team-best and career-high 18-game hitting streak, was named to the 2024 Golden Spikes Midseason Watch List. Jones was named a 2024 ABCA/Rawlings Gold Glove Finalist, as the junior turned in a .994 fielding percentage with 156 putouts and just one error on the year. The duo finished first and eighth in the Big 12 in total walks with Jones' conference-leading 55 walks tied the single-season program record.

The Wildcats' nine All-Big 12 selections in 2024 matched the program record that was set in 2013, while K-State was one of five schools from the Big 12 to have nine or more players receive All-Big 12 honors.

In 2023, K-State turned in a 35-24 mark, its highest win total since posting 45 in 2013, including a program record 14 road victories. Hughes guided the Wildcats to their first Big 12 series sweep since 2013 with the program's first home sweep over Oklahoma since 1990 along with the highest scoring game in series history against KU with K-State winning 21-18.

The 2023 team was one of just three teams in the country that walked over 300 times, hit over 75 home runs, and stole over 100 bases. Offensively, his team batted .270 as a team and averaged just under seven runs per game and hit 77 home runs. In the past three seasons, the Cats have registered the top three home run marks in school history - 89 (2021), 84 (2022), and 77 (2023). Three players had double figure home runs led by Roberto Pena with 15 to tie second in the single-season records. The Cats plate discipline generated 340 walks which marked the first 300-plus season since 1997.

At the 2023 Phillips 66 Big 12 Baseball Championship, Hughes led the Cats to their first conference tournament shutout since 1976 in a 7-0 defeat over No. 20 Texas, before taking down school rival KU to advance to the semifinals. Seven players received All-Big 12 recognition with Tyson Neighbors, Owen Boerema, Nick Goodwin, Kaelen Culpepper, Brady Day, Brendan Jones, and Raphael Pelletier.

Neighbors became just the second Wildcat in school history to earn consensus All-American honors and was a First Team All-Big 12 selection and led the league with 11 saves. He set school season class records in saves along with a record setting 1.85 ERA (10 ER, 48.2 IP) as a sophomore pitcher. He also broke the program's TrackMan-era pitch velocity record at 99-mph in the series opening win against No. 14 Texas Tech (April 28).

Neighbors was named NCBWA Stopper of the Year Finalist as he held opponents to a .135 batting average. In 25 outings with 86 strikeouts. The Royse City, Texas product was one of just two relievers from the Big 12 to rank in the Top 10 in total strikeouts in league standings.

In 40 games, Culpepper turned in a career-best slash line of .325/.423/.576 with 10 home runs and 41 RBI. He was just one of three Wildcats to reach double digit homers while his slugging percentage led the Cats' offense and was second in batting average.

Culpepper and Neighbors became just the second and third players in school history to compete for Team USA as they each received an invitation to the Collegiate National Team Training Camp. The duo earned positions on Team USA to compete against Chinese Taipei and Japan. A two-time All-Big 12 Honorable Mention selection, Culpepper was the top slugger for Team USA last summer as he led the Red, White, and Blue with a .471 batting average and slugging percentage of .853. In four appearances, Neighbors allowed just three hits with four strikeouts during his 3 2/3 innings in relief for Team USA. He made two appearances during the national training camp where he struck out five batters during two hitless innings.

Goodwin was named a Brooks Wallace Award Semifinalist by the College Baseball Foundation, which recognizes the nation's top shortstop. The Overland, Park native, who was one of three players from the Big 12 to make list, was the third Wildcat to be named a semifinalist joining Drew Briery in 2009 and Austin Fisher in 2013. Goodwin started in all 173 games at shortstop since taking the field in 2021, totaling 33 career home runs, producing double figure blasts during each season.

## HUGHES' RANKED WINS AT K-STATE

### 2025 (0-0 vs. Ranked Teams)

Rank	Opponent	Score	H/A/N	Date
------	----------	-------	-------	------

### 2024 (4-7 vs. Ranked Teams)

Rank	Opponent	Score	H/A/N	Date
#25	UCF	4-3	A	4/6/24
#15	Oklahoma State*	6-5	H	4/19/24
#15	Oklahoma State*	7-2	H	4/20/24
#5	Arkansas	7-6	A	6/1/24

### 2023 (5-8 vs. Ranked Teams)

Rank	Opponent	Score	H/A/N	Date
#24	West Virginia	7-1	H	4/1/23
#21	Texas	6-5	A	4/8/23
#14	Texas Tech*	3-2	H	4/28/23
#14	Texas Tech*	10-8	H	4/30/23
#20	vs. Texas	6-0	N	5/25/23

### 2022 (4-13 vs. Ranked Teams)

Rank	Opponent	Score	H/A/N	Date
#6	Oklahoma State	7-2	H	4/3/22
#7	Texas*	8-5	H	4/14/22
#7	Texas*	8-1	H	4/15/22
#8	Texas Tech	6-5 (11)	N	5/27/22

### 2021 (6-10 vs. Ranked Teams)

Rank	Opponent	Score	H/A/N	Date
#3	Texas Tech*	7-2	H	4/2/21
#3	Texas Tech*	10-4	H	4/3/21
#5	TCU*	4-2	H	5/20/21
#5	TCU*	11-8	H	5/22/21
#5	Texas Tech	7-2	N	5/28/21
#8	TCU	5-2	N	5/29/21

### 2020 (0-0 vs. Ranked Teams)

Rank	Opponent	Score	H/A/N	Date
--	--	--	--	--

### 2019 (7-8 vs. Ranked Teams)

Rank	Opponent	Score	H/A/N	Date
#10	Texas Tech	5-4	H	3/31/19
#14	Texas*	6-4	A	4/12/19
#14	Texas*	2-0	A	4/14/19
#19	TCU*	7-4	H	4/18/19
#19	TCU*	11-10	H	4/20/19
#15	Baylor	10-3	A	5/5/19
#20	West Virginia	8-6	H	5/11/19

vs. Top 25: 26-43 (.377)  
 vs. Top 10: 12-21 (.367)  
 \*Won series  
 Note: highest poll ranking listed

Two players were selected to the MLB's First-Year Player Draft with Goodwin (Toronto Blue Jays -7th round (No. 214 overall)) and Day (Atlanta Braves - 12th (No. 369 overall)). Goodwin became the fifth Wildcat to be picked in the top 10 rounds over the last five seasons. The duo increases Hughes' career draft total to 84 over his 25-year career, including 10 while at K-State.

In 2022, Hughes guided the Wildcats to their second consecutive appearance in the league postseason tournament and third in the last four years. The Cats claimed four victories over Top 10 teams including a pair of series wins over No. 7 Texas.

The Wildcats bullpen registered the second-best performance in school history with 540 strikeouts, averaging 9.6 strikeouts-per-nine innings. Hughes has overseen three of the top five strikeout seasons in program history after a program record 541 in 2021 and 448 in 2019.

On April 2, 2022, Dylan Phillips launched two home runs against Oklahoma State to become K-State's all-time home run leader, breaking the previous mark that stood since 1997. Phillips hit 13 home runs in his senior campaign to mark his third double-digit home run season, totaling 44 in his career.

Three players were selected to the MLB's First-Year Player Draft with Phillips (Los Angeles Angels), Blake Adams (Colorado Rockies) and Dominic Johnson (Detroit Tigers). Phillips became the fourth Wildcat to be picked in the top 10 rounds over the last four seasons.

During his third season, Hughes' Wildcats claimed series off a pair of top-10 teams in No. 3 Texas Tech and No. 5 TCU, upping his K-State total to four series victories against ranked opponents. The Cats totaled six wins over top-10 squads during the 2021 campaign, which are the most on record in K-State history. Hughes has totaled 13 victories over top-25 teams while at K-State.

His 2021 team saw records fall both at the plate and on the mound. The Wildcat offense launched a program-record 89 home runs, smashing the previous mark of 75 set in 1997. Dylan Phillips matched the single-season home run record with 16 while Zach Kokoska tallied 15 to lead four Wildcats with double-digit homers. The 89 home runs ranked 11th in the country.

Offensively, K-State hit 13 home runs in 17 games, led by five from Phillips. Phillips, along with Terrence Spurlin, led the club with 18 RBI. Over the final nine games, K-State averaged 8.7 runs per game while launching nine home runs with a team average of .327.

In his first season at the helm of the Wildcats, Hughes led K-State to a berth in the 2019 Big 12 Championship - its first conference postseason bid since 2016. K-State finished with a 25-33 record (8-16 Big 12), including series victories over then-No. 14 Texas and No. 19 TCU.

Hughes' initial campaign held many highlights, including seven victories over top-25 opponents, K-State's highest total since 2011 and more than the previous three seasons combined. The Cats' consecutive series wins over the Longhorns and Horned Frogs marked the first time in program history K-State defeated ranked teams in consecutive series.

K-State's offense launched 54 home runs in 2019, its highest total since the 2009 season. Chris Ceballos and Phillips each hit 10 homers, as Phillips broke a K-State freshman record that stood since 1994. The Wildcat offense produced a stretch of 14 consecutive games with at least one home run - the program's longest in the Big 12 era and the longest of any Division I program during the 2019 season.

On the mound, Wicks took home Big 12 Freshman of the Year honors and went on to be named a 2019 Freshman All-American by D1Baseball.com and Collegiate Baseball. He became just the second Wildcat to earn conference freshman-of-the-year accolades and first since 2013 (Jake Matthys). Wicks broke program freshman records with 84 2/3 innings pitched and 86 strikeouts, both of which had stood since 1973.

The K-State pitching staff racked up 448 strikeouts, the third-highest single-season total in program history and just four shy of the all-time record. The Cats tossed consecutive road shutouts (at Texas on April 14, at Nebraska on April 16) - the first consecutive shutouts since 2008 and back-to-back road shutouts since the 1967 season.

Wicks was one of five Wildcats to earn All-Big 12 accolades at the end of the 2019 season, joined by Griffin Hassall (Freshman), Zach Kokoska (Honorable Mention), Caleb Littlejim (Honorable Mention) Terrence Spurlin (Honorable Mention) and Cameron Thompson (Honorable Mention). K-State also tallied seven Academic All-Big 12 selections in Hughes' first season.

Hughes has made a name for himself within the community throughout his career, starting with his 19 Ways Foundation which he has taken with him at every coaching stop. During each of his four fall seasons at K-State, the Wildcats have led the country in money raised for the annual College Baseball Vs. Cancer campaign, the signature fundraising campaign of the Pediatric Brain Tumor Foundation.

The Wildcats raised over \$38,000 during both the 2020 and 2021 fall seasons, claiming their fourth consecutive national fundraising title. K-State players and staff have combined to raise over \$130,000 to help combat childhood cancer in Hughes' time in Manhattan. While at Oklahoma, his teams raised over \$80,000 to fight childhood cancer through the Vs. Cancer Foundation and the OU Children's hospital.

Following the 2018-19 academic year, Hughes' team earned the Wildcat Cup Trophy at the Powercat Choice Awards, voted on by the Student-Athlete Advisory Committee (SAAC) for excellence in the five core area of student-athlete well-being: academics, athletics, career, personal and service.

#### AT GEORGIA

Hughes came to Manhattan after spending the 2018 season at the volunteer assistant coach at Georgia, where he helped the Bulldogs earn a national seed in the NCAA Tournament. Primarily working with the team's infielders, Hughes elevated UGA's defense from the bottom of the SEC in 2017 to 10th-best in the nation in his one season in Athens.

#### AT OKLAHOMA

In 2017, the Sooners registered a 35-24 mark and advanced to the NCAA Tournament as a No. 2 seed in the Louisville Regional. Hughes collected a 128-1074-1 (.544) record in four seasons at the helm of the Sooners.

In his final season as the OU skipper, Hughes tutored 10 players that were honored with Big 12 annual awards - the most in program history - including Brylie Ware who was named the Big 12 Co-Newcomer of the Year and earned a spot on the All-Big 12 First Team along with outfielder Steele Walker.

#### AT VIRGINIA TECH

Inheriting a Virginia Tech club in 2007 that had not reached the NCAA Tournament since 2000, Hughes went on to lead the Hokies to five straight 30-win seasons, including a pair of 40-win seasons that culminated with berths in the NCAA Tournament in 2010 and 2013, the latter marking the school's first-ever selection as a regional host site. Hughes compiled a 222-174 (.561) record in seven seasons at Virginia Tech.

#### AT BOSTON COLLEGE

Hughes produced an even more remarkable turnaround at Boston College, as he took over a program that had averaged just 13 wins a year over the previous 35 seasons. The Golden Eagles finished 17-23-1 the year prior to his arrival in 1998 and, two seasons later, the team registered an 18-game improvement as it finished 35-20 and qualified for the program's second-ever appearance in the BIG EAST Tournament. In 2005, he guided BC to a school-record 37 victories.

Averaging 31 wins a season while at Boston College, Hughes owned a career mark of 250-181-2 (.580) as the Eagles' skipper. He coached 37 all-conference selections while at Boston College, including Jared McGuire who was named 2005 BIG EAST Player of the Year.

#### EARLY COACHING CAREER

Hughes began his coaching career at Hamilton College in New York in 1990-91, serving as an assistant in football and was the top assistant and recruiting coordinator for baseball. He continued in that dual role at Northeastern University in Boston from the fall of 1991 until the spring of 1996 when he landed the head baseball coaching position at Trinity.

#### PLAYING CAREER

Hughes is a 1990 graduate of Davidson College where he played third base on the baseball team and quarterback for the Wildcats' football team. He was captain of the baseball team as a senior and graduated that year with a Bachelor of Arts in sociology/anthropology.

#### PERSONAL

A native of Brockton, Massachusetts, Hughes and his wife Debby have five children: Thomas, Hal, Dominic, Grace and P.J. Thomas finished his collegiate career at K-State in 2019 after also playing at Oklahoma and is currently the team's assistant coach. Dom is an outfielder at K-State and Hal, an infielder, finished his career at Rice in 2022, while P.J. is committed to Richmond.

## SCHOOL RECORDS UNDER PETE HUGHES

TEAM	
Road Victories.....	14 (2023)
Hitting	
Homeruns .....	89 (2021)
Pitching	
Lowest Opponent BA .....	.257 (2021)
Season Strikeouts .....	590 (2024)
Strikeouts Per 9 Innings.....	9.9 (2021)

INDIVIDUAL	
Hitting	
Career Homeruns.....	Dylan Phillips (44, 2019-22)
Season Homeruns.....	Dylan Phillips (16, 2023)
Season Walks .....	Brendan Jones (55, 2024)
Pitching	
Career Strikeouts.....	Jordan Wicks (230, 2019-21)
Season Strikeouts.....	Jordan Wicks (118, 2021)
Games Started.....	Owen Boerema (19, 2024)

# 2025 RESULTS

OVERALL RECORD: 1-4

HOME: 0-0 // AWAY: 0-3 // NEUTRAL: 1-1 // BIG 12: 0-0

DATE	OPPONENT	W/L	SCORE	INN	K-STATE			OPPONENT			WP	LP	SV	TOG	ATT
					R	H	E	R	H	E					
2/14	vs. Washington#	L	2-9	9	2	6	2	9	7	1	Banks (1-0)	Ruhl (0-1)	Emanuel (1)	2:50	200
2/15	at Coastal Carolina#	L	3-8	9	3	8	4	8	8	2	Carbone (1-0)	Slack (0-1)	--	2:57	2848
2/16	vs. Saint Joseph's#	W	12-7	9	12	15	2	7	7	1	Quevedo (1)	Sweeney (0-1)	Guyette (1)	3:50	210
2/17	at Coastal Carolina#	L	2-9	9	2	6	1	9	14	1	Morrison (1-0)	Sheffield (0-1)	--	2:52	2203
2/19	at #6 North Carolina	L	9-12	9	9	12	2	12	9	1	Seagraves (1-0)	Guyette (0-1)	--	3:50	2326
2/21	vs. #5 Arkansas*														
2/22	vs. Michigan*														
2/23	vs. #22 TCU*														
2/28	vs. LSU^														
3/1	vs. Sam Houston^														
3/2	vs. Nebraska^														
<b>3/5</b>	<b>CREIGHTON</b>														
<b>3/7</b>	<b>WILLIAM AND MARY</b>														
<b>3/8</b>	<b>WILLIAM AND MARY</b>														
<b>3/9</b>	<b>WILLIAM AND MARY</b>														
3/11	at Creighton														
3/12	at Omaha														
<b>3/14</b>	<b>UTAH*</b>														
<b>3/15</b>	<b>UTAH*</b>														
<b>3/16</b>	<b>UTAH*</b>														
3/19	at Tarleton State														
3/21	at Baylor*														
3/22	at Baylor*														
3/23	at Baylor*														
<b>3/25</b>	<b>NEBRASKA</b>														
<b>3/28</b>	<b>TEXAS TECH*</b>														
<b>3/29</b>	<b>TEXAS TECH*</b>														
<b>3/30</b>	<b>TEXAS TECH*</b>														
4/2	at Wichita State														
4/4	at Oklahoma State*														
4/5	at Oklahoma State*														
4/6	at Oklahoma State*														
<b>4/8</b>	<b>MISSOURI STATE</b>														
<b>4/11</b>	<b>UCF*</b>														
<b>4/12</b>	<b>UCF*</b>														
<b>4/13</b>	<b>UCF*</b>														
4/15	at Northeastern														
4/16	at Northeastern														
4/18	at Kansas*														
4/19	at Kansas*														
4/20	at Kansas*														
<b>4/22</b>	<b>WICHITA STATE</b>														
<b>4/25</b>	<b>HOUSTON*</b>														
<b>4/26</b>	<b>HOUSTON*</b>														
<b>4/27</b>	<b>HOUSTON*</b>														
4/29	at Nebraska														
5/1	at BYU*														
5/2	at BYU*														
5/3	at BYU*														
<b>5/6</b>	<b>OMAHA</b>														
<b>5/9</b>	<b>WEST VIRGINIA*</b>														
<b>5/10</b>	<b>WEST VIRGINIA*</b>														
<b>5/11</b>	<b>WEST VIRGINIA*</b>														
5/15	at Cincinnati*														
5/16	at Cincinnati*														
5/17	at Cincinnati*														

# Baseball at the Beach

\* College Baseball Series Benefiting Shriners Children's Hospital at Globe Life Field

^ Frisco Classic at Riders Field

\* Big 12 Game

Bold Indicates home

# AROUND THE BIG 12

## BIG 12 STANDINGS - AS OF FEBRUARY 19

Team	Big 12	Pct	H	A	Streak	Overall	PCT.	H	A	N	Streak
Arizona State	0-0	.000	0-0	0-0		4-0	1.000	4-0	0-0	0-0	W4
Baylor	0-0	.000	0-0	0-0		4-0	1.000	4-0	0-0	0-0	W4
Kansas	0-0	.000	0-0	0-0		4-0	1.000	0-0	4-0	0-0	W4
TCU	0-0	.000	0-0	0-0		4-0	1.000	0-0	4-0	0-0	W4
Utah	0-0	.000	0-0	0-0		4-0	1.000	0-0	4-0	0-0	W4
UCF	0-0	.000	0-0	0-0		3-0	1.000	3-0	0-0	0-0	W3
West Virginia	0-0	.000	0-0	0-0		3-0	1.000	0-0	3-0	0-0	W3
Cincinnati	0-0	.000	0-0	0-0		2-1	.667	0-0	2-1	0-0	W1
Houston	0-0	.000	0-0	0-0		2-1	.667	2-1	0-0	0-0	W2
BYU	0-0	.000	0-0	0-0		2-3	.400	0-0	2-3	0-0	L1
Arizona	0-0	.000	0-0	0-0		1-3	.250	1-0	0-0	0-3	W1
Oklahoma State	0-0	.000	0-0	0-0		1-3	.250	0-0	0-0	1-3	L2
<b>Kansas State</b>	<b>0-0</b>	<b>.000</b>	<b>0-0</b>	<b>0-0</b>		<b>1-4</b>	<b>.200</b>	<b>0-0</b>	<b>0-2</b>	<b>1-2</b>	<b>L2</b>
Texas Tech	0-0	.000	0-0	0-0		0-3	.000	0-0	0-3	0-0	L3

## 2025 PRESEASON BIG 12 COACHES POLL

RK	TEAM (1st-Place Votes)	Points
1.	Oklahoma State (9)	163
2.	Arizona (4)	152
3.	TCU (1)	149
4.	West Virginia	115
5.	Texas Tech	111
6.	Arizona State	96
7.	UCF	93
8.	Kansas State	88
9.	Kansas	85
10.	Cincinnati	73
11.	Houston	45
12.	Utah	44
13.	Baylor	39
14.	BYU	21

## BIG 12 PLAYERS OF THE WEEK

Feb. 17	Player.....Brandon Compton, Arizona State	April 7	Player.....
	Co-Pitcher.....Ethan Calder, Baylor		Pitcher.....
	Co-Pitcher.....Colter McAnelly, Utah		Newcomer.....
	Newcomer.....Cole Cramer, TCU	April 14	Player.....
Feb. 24	Player.....		Pitcher.....
	Pitcher.....		Newcomer.....
	Newcomer.....	April 21	Player.....
March 3	Player.....		Pitcher.....
	Pitcher.....		Newcomer.....
	Newcomer.....	April 28	Player.....
March 10	Player.....		Pitcher.....
	Pitcher.....		Newcomer.....
	Newcomer.....	May 5	Player.....
March 17	Player.....		Pitcher.....
	Pitcher.....		Newcomer.....
	Newcomer.....	May 12	Player.....
March 24	Player.....		Pitcher.....
	Pitcher.....		Newcomer.....
	Newcomer.....	May 19	Player.....
March 31	Player.....		Pitcher.....
	Pitcher.....		Newcomer.....
	Newcomer.....		

## 2025 PRESEASON ALL-BIG 12 TEAM

Position	Player	School
C	Logan Sauve	West Virginia
IF	Mason White	Arizona
IF	Kerrington Cross	Cincinnati
IF	Colin Brueggemann	Oklahoma State
IF	Aidan Meola	Oklahoma State
IF	Anthony Silva	TCU
OF	Brendan Summerhill	Arizona
OF	Kien Vu	Arizona State
OF	Nolan Schubart*	Oklahoma State
OF	Damian Bravo	Texas Tech
DH	Wesley Jordan	Baylor
UTL	Christian Mitchelle	Cincinnati
SP	Ben Jacobs	Arizona State
SP	Dom Stagliano	UCF
SP	Nathan Taylor	Cincinnati
SP	Dominic Voegele*	Kansas
SP	Gabe Davis	Oklahoma State
RP	Stone Cushing	BYU
RP	Dominic Castellano	UCF
RP	Ben Abeldt*	TCU

\*- Unanimous selection

**Player of the Year:** Nolan Schubart, Oklahoma St.  
**Pitcher of the Year:** Dominic Voegele, Kansas  
**Newcomer of the Year:** Cade Climie, Houston  
**Freshman of the Year:** Noah Franco, TCU

## BIG 12 IN THE NATIONAL POLLS

(D1BASEBALL / BASEBALL AMERICA / NCBWA / USA TODAY)

WEEK	ARIZ	ASU	BU	BYU	UCF	UC	UH	KU	KSU	OSU	TCU	TTU	UU	WVU
PRE	-/22/21/20	-/-/-/-	-/-/-/-	-/-/-/-	-/-/rv/rv	-/-/-/-	-/-/-/-	-/rv/-/rv	-/rv/-/rv	17/13/18/17	23/-/23/23	-/-/rv/-	-/-/-/-	-/-/29/rv
1	-/-/rv/20	-/-/rv/-	-/-/rv/-	-/-/-/-	-/-/rv/rv	25/-/-/-	-/-/rv/-	-/-/rv/rv	-/-/-/rv	19/17/rv/17	22/24/21/23	-/-/-/-	-/-/rv/-	-/-/25/rv
2														
3														
4														
5														
6														
7														
8														
9														
10														
11														
12														
13														
14														
15														
FINAL														

rv = receiving votes np = no poll

## NCAA RPI - AS OF FEBRUARY 19 (WARREN NOLAN)

ARIZ	ASU	BU	BYU	UCF	UC	UH	KU	KSU	OSU	TCU	TTU	UU	WVU
106	80	88	159	167	8	222	167	107	66	167	78	167	141



# GAME-BY-GAME

# STARTING LINEUPS

## GAME-BY-GAME STARTING LINEUPS

Date	Opponent	1	2	3	4	5	6	7	8	9
14	vs. Washington#	Kennedy (0-1)	Lodice (0-1)	Inoue (0-1)	O'Connor (0-1)	Dardar (0-1)	English (0-1)	Flores (0-1)	Phillips (0-1)	Bishop (0-1)
15	at Coastal Carolina#	M.Dean (0-1)	Inoue (0-1)	Kennedy (0-1)	English (0-1)	O'Connor (0-1)	Madliak (0-1)	Dardar (0-1)	Bishop (0-1)	Martin (0-1)
16	vs. Saint Joseph's#	Lodice (1-0)	Kennedy (1-0)	Dardar (1-0)	English (1-1)	Evasco (1-0)	O'Connor (1-0)	Madliak (1-0)	Inoue (1-0)	Bishop (1-0)
17	at Coastal Carolina#	Lodice (1-1)	Kennedy (1-1)	Dardar (1-1)	English (1-2)	Evasco (1-1)	O'Connor (1-1)	Madliak (1-1)	Inoue (1-1)	Bishop (1-1)
19	at North Carolina	M. Dean (1-1)	Kennedy (1-2)	Lewis (0-1)	English (1-3)	Dardar (0-2)	O'Connor (1-2)	Martin (0-1)	Phillips (0-2)	Bishop (1-2)
21	vs. Arkansas*									
22	vs. Michigan*									
23	vs. TCU*									
28	vs. LSU^									
1	vs. Sam Houston^									
2	vs. Nebraska^									
5	CREIGHTON									
7	WILLIAM AND MARY									
8	WILLIAM AND MARY									
9	WILLIAM AND MARY									
11	at Creighton									
12	at Omaha									
14	UTAH*									
15	UTAH*									
16	UTAH*									
19	at Tarleton State									
21	at Baylor*									
22	at Baylor*									
23	at Baylor*									
25	NEBRASKA									
28	TEXAS TECH*									
29	TEXAS TECH*									
30	TEXAS TECH*									
2	at Wichita State									
4	at Oklahoma State*									
5	at Oklahoma State*									
6	at Oklahoma State*									
8	MISSOURI STATE									
11	UCF*									
12	UCF*									
13	UCF*									
15	at Northeastern									
16	at Northeastern									
18	at Kansas*									
19	at Kansas*									
20	at Kansas*									
22	WICHITA STATE									
25	HOUSTON*									
26	HOUSTON*									
27	HOUSTON*									
29	at Nebraska									
1	at BYU*									
2	at BYU*									
3	at BYU*									
6	OMAHA									
9	WEST VIRGINIA*									
10	WEST VIRGINIA*									
11	WEST VIRGINIA*									
15	at Cincinnati*									
16	at Cincinnati*									
17	at Cincinnati*									

(Result with player in starting lineup order)

### BREAKDOWN

#### Leadoff

Kyan Lodice.....	2 (1-1)
Micah Dean.....	2 (0-2)
Dee Kennedy.....	1 (0-1)

#### 2nd

Dee Kennedy.....	3 (1-2)
Kyan Lodice.....	1 (0-1)
Shintaro Inoue.....	1 (0-1)

#### 3rd

Seth Dardar.....	2 (1-1)
Shintaro Inoue.....	1 (0-1)
Dee Kennedy.....	1 (0-1)
Donte Lewis.....	1 (0-1)

#### 4th

Nick English.....	4 (1-3)
Keegan O'Connor.....	1 (0-1)

#### 5th

AJ Evasco.....	2 (1-1)
Seth Dardar.....	2 (0-2)
Keegan O'Connor.....	1 (0-1)

#### 6th

Keegan O'Connor.....	3 (1-2)
Nick English.....	1 (0-1)
Bear Madliak.....	1 (0-1)

#### 7th

Bear Madliak.....	2 (1-1)
Sam Flores.....	1 (0-1)
Seth Dardar.....	1 (0-1)
Maximus Martin.....	1 (0-1)

#### 8th

Shintaro Inoue.....	2 (1-1)
Cayden Phillips.....	2 (0-2)
David Bishop.....	1 (0-1)

#### 9th

David Bishop.....	4 (1-3)
Maximus Martin.....	1 (0-1)

# GAME-BY-GAME

# STARERS BY POSITION

## GAME-BY-GAME STARTERS BY POSITION

Date	Opponent	SP	C	1B	2B	3B	SS	LF	CF	RF	DH
14	vs. Washington#	Ruhl (0-1)	Phillips (0-1)	Bishop (0-1)	Dardar (0-1)	Kennedy (0-1)	Inoue (0-1)	O'Connor (0-1)	Lodice (0-1)	English (0-1)	Flores (0-1)
15	at Coastal Carolina#	Slack (0-1)	Madliak (0-1)	Bishop (0-2)	Martin (0-1)	Kennedy (0-2)	Inoue (0-2)	O'Connor (0-2)	M.Dean (0-1)	English (0-2)	Dardar (0-1)
16	vs. Saint Joseph's#	Quevedo (1-0)	Madliak (1-1)	Bishop (1-2)	Dardar (1-1)	Kennedy (1-2)	Inoue (1-2)	O'Connor (1-2)	Lodice (1-1)	English (1-2)	Evasco (1-0)
17	at Coastal Carolina#	Sheffield (0-1)	Madliak (1-2)	Bishop (1-3)	Dardar (1-2)	Kennedy (1-3)	Inoue (1-3)	O'Connor (1-3)	Lodice (1-2)	English (1-3)	Evasco (1-1)
19	at North Carolina	Lewis (0-1)	Phillips (0-2)	Bishop (1-4)	Dardar (1-3)	Kennedy (1-4)	Martin (0-1)	O'Connor (1-4)	M.Dean (0-2)	English (1-4)	
21	vs. Arkansas*										
22	vs. Michigan*										
23	vs. TCU*										
28	vs. LSU*										
1	vs. Sam Houston*										
2	vs. Nebraska^										
5	CREIGHTON										
7	WILLIAM AND MARY										
8	WILLIAM AND MARY										
9	WILLIAM AND MARY										
11	at Creighton										
12	at Omaha										
14	UTAH*										
15	UTAH*										
16	UTAH*										
19	at Tarleton State										
21	at Baylor*										
22	at Baylor*										
23	at Baylor*										
25	NEBRASKA										
28	TEXAS TECH*										
29	TEXAS TECH*										
30	TEXAS TECH*										
2	at Wichita State										
4	at Oklahoma State*										
5	at Oklahoma State*										
6	at Oklahoma State*										
8	MISSOURI STATE										
11	UCF*										
12	UCF*										
13	UCF*										
15	at Northeastern										
16	at Northeastern										
18	at Kansas*										
19	at Kansas*										
20	at Kansas*										
22	WICHITA STATE										
25	HOUSTON*										
26	HOUSTON*										
27	HOUSTON*										
29	at Nebraska										
1	at BYU*										
2	at BYU*										
3	at BYU*										
6	OMAHA										
9	WEST VIRGINIA*										
10	WEST VIRGINIA*										
11	WEST VIRGINIA*										
15	at Cincinnati*										
16	at Cincinnati*										
17	at Cincinnati*										

(Result with player starting at position)

### BREAKDOWN

<b>Pitcher</b>		<b>Second Base</b>		<b>Center Field</b>	
Ty Ruhl .....1 (0-1)		Seth Dardar .....4 (1-3)		Kyan Lodice .....3 (1-2)	
JJ Slack .....1 (0-1)		Maximus Martin.....1 (0-1)		Micah Dean .....2 (0-2)	
Michael Quevedo .....1 (1-0)					
Lincoln Sheffield.....1 (0-1)		<b>Third Base</b>		<b>Right Field</b>	
Donte Lewis.....1 (0-1)		Dee Kennedy.....5 (1-4)		Nick English.....5 (1-4)	
<b>Catcher</b>		<b>Shortstop</b>		<b>Designated Hitter</b>	
Bear Madliak.....3 (1-2)		Shintaro Inoue .....4 (1-3)		Sam Flores .....1 (0-1)	
Cayden Phillips.....2 (0-2)		Maximus Martin.....1 (0-1)		Seth Dardar .....1 (0-1)	
				AJ Evasco .....2 (1-1)	
<b>First Base</b>		<b>Left Field</b>			
David Bishop .....5 (1-4)		Keegan O'Connor.....5 (1-4)			

# GAME-BY-GAME

## OFFENSE

### K-STATE HITTING GAME BY GAME

Date	Opponent	AB	R	H	RBI	2B	3B	HR	TB	BB	IBB	SB	CS	HBP	SAC	SF	GDP	K	PO	A	E	LOB	Avg	
14	vs. Washington#	31	2	6	2	1	0	0	7	2	0	0	1	1	0	0	0	9	27	8	2	5	.194	
15	at Coastal Carolina#	35	3	8	3	1	0	1	12	2	0	0	0	1	0	0	2	12	24	12	4	8	.212	
16	vs. Saint Joseph's#	39	12	15	10	5	0	2	26	6	0	1	3	3	0	0	1	6	27	9	2	9	.276	
17	at Coastal Carolina#	31	2	6	1	1	0	0	7	7	0	2	1	2	0	0	1	10	24	7	1	11	.257	
19	at North Carolina	36	9	12	7	2	0	1	17	6	0	0	1	1	1	0	0	12	24	4	2	8	.273	
21	vs. Arkansas*																							
22	vs. Michigan*																							
23	vs. TCU*																							
28	vs. LSU^																							
1	vs. Sam Houston^																							
2	vs. Nebraska^																							
5	CREIGHTON																							
7	WILLIAM AND MARY																							
8	WILLIAM AND MARY																							
9	WILLIAM AND MARY																							
11	at Creighton																							
12	at Omaha																							
14	UTAH*																							
15	UTAH*																							
16	UTAH*																							
19	at Tarleton State																							
21	at Baylor*																							
22	at Baylor*																							
23	at Baylor*																							
25	NEBRASKA																							
28	TEXAS TECH*																							
29	TEXAS TECH*																							
30	TEXAS TECH*																							
2	at Wichita State																							
4	at Oklahoma State*																							
5	at Oklahoma State*																							
6	at Oklahoma State*																							
8	MISSOURI STATE																							
11	UCF*																							
12	UCF*																							
13	UCF*																							
15	at Northeastern																							
16	at Northeastern																							
18	at Kansas*																							
19	at Kansas*																							
20	at Kansas*																							
22	WICHITA STATE																							
25	HOUSTON*																							
26	HOUSTON*																							
27	HOUSTON*																							
29	at Nebraska																							
1	at BYU*																							
2	at BYU*																							
3	at BYU*																							
6	OMAHA																							
9	WEST VIRGINIA*																							
10	WEST VIRGINIA*																							
11	WEST VIRGINIA*																							
15	at Cincinnati*																							
16	at Cincinnati*																							
17	at Cincinnati*																							
<b>Totals</b>		<b>172</b>	<b>28</b>	<b>47</b>	<b>23</b>	<b>10</b>	<b>0</b>	<b>4</b>	<b>69</b>	<b>23</b>	<b>0</b>	<b>3</b>	<b>6</b>	<b>8</b>	<b>1</b>	<b>0</b>	<b>4</b>	<b>49</b>	<b>126</b>	<b>49</b>	<b>11</b>	<b>41</b>	<b>.273</b>	

# GAME-BY-GAME

# PITCHING

K-STATE PITCHING GAME BY GAME																					
Date	Opponent	IP	H	R	ER	BB	SO	2B	3B	HR	WP	BK	HBP	DP	IBB	Score	W	L	SV	ERA	
14	vs. Washington#	9.0	7	9	6	4	12	0	0	2	1	1	5	1	0	2-9	0	1	0	6.00	
15	at Coastal Carolina#	8.0	8	8	6	2	8	2	0	1	1	0	8	2	0	3-8	0	2	0	6.35	
16	vs. Saint Joseph's#	9.0	7	7	7	8	12	3	0	1	0	0	1	1	0	12-7	1	2	1	6.58	
17	at Coastal Carolina#	8.0	14	9	8	4	11	3	0	1	1	0	1	1	0	2-9	1	3	1	7.15	
19	at North Carolina	8.0	9	12	8	9	9	1	0	0	2	0	3	0	0	9-12	1	4	1	7.50	
21	vs. Arkansas*																				
22	vs. Michigan*																				
23	vs. TCU*																				
28	vs. LSU^																				
1	vs. Sam Houston^																				
2	vs. Nebraska^																				
5	CREIGHTON																				
7	WILLIAM AND MARY																				
8	WILLIAM AND MARY																				
9	WILLIAM AND MARY																				
11	at Creighton																				
12	at Omaha																				
14	UTAH*																				
15	UTAH*																				
16	UTAH*																				
19	at Tarleton State																				
21	at Baylor*																				
22	at Baylor*																				
23	at Baylor*																				
25	NEBRASKA																				
28	TEXAS TECH*																				
29	TEXAS TECH*																				
30	TEXAS TECH*																				
2	at Wichita State																				
4	at Oklahoma State*																				
5	at Oklahoma State*																				
6	at Oklahoma State*																				
8	MISSOURI STATE																				
11	UCF*																				
12	UCF*																				
13	UCF*																				
15	at Northeastern																				
16	at Northeastern																				
18	at Kansas*																				
19	at Kansas*																				
20	at Kansas*																				
22	WICHITA STATE																				
25	HOUSTON*																				
26	HOUSTON*																				
27	HOUSTON*																				
29	at Nebraska																				
1	at BYU*																				
2	at BYU*																				
3	at BYU*																				
6	OMAHA																				
9	WEST VIRGINIA*																				
10	WEST VIRGINIA*																				
11	WEST VIRGINIA*																				
15	at Cincinnati*																				
16	at Cincinnati*																				
17	at Cincinnati*																				
<b>Totals</b>		<b>42.0</b>	<b>45</b>	<b>45</b>	<b>35</b>	<b>27</b>	<b>52</b>	<b>9</b>	<b>0</b>	<b>5</b>	<b>5</b>	<b>1</b>	<b>18</b>	<b>5</b>	<b>0</b>	<b>28-45</b>	<b>1</b>	<b>4</b>	<b>1</b>	<b>7.50</b>	

# GAME HIGHS/LAST TIME

## TEAM GAME HIGHS

Batting		
At bats:	39	vs. St. Joseph's (Feb. 16, 2025)
Runs scored:	12	vs. St. Joseph's (Feb. 16, 2025)
Hits:	15	vs. St. Joseph's (Feb. 16, 2025)
RBIs:	10	vs. St. Joseph's (Feb. 16, 2025)
Doubles:	5	vs. St. Joseph's (Feb. 16, 2025)
Triples:	--	--
Home runs:	2	vs. St. Joseph's (Feb. 16, 2025)
Total bases:	26	vs. St. Joseph's (Feb. 16, 2025)
Walks:	7	at Coastal Carolina (Feb. 17, 2025)
Strikeouts:	12	at Coastal Carolina (Feb. 15, 2025) at #6 North Carolina (Feb. 18, 2025) at #6 North Carolina (Feb. 18, 2025)
Sac hits:	1	at #6 North Carolina (Feb. 18, 2025)
Sac flies:	--	--
Stolen bases:	2	at #6 North Carolina (Feb. 18, 2025)
Hit by pitch:	3	vs. St. Joseph's (Feb. 16, 2025)
Caught stealing:	3	vs. St. Joseph's (Feb. 16, 2025)
Runners LOB:	11	at Coastal Carolina (Feb. 17, 2025)
Hit into DP:	2	at Coastal Carolina (Feb. 15, 2025)
Fielding		
Putouts:	27	vs. Washington (Feb. 14, 2025) vs. St. Joseph's (Feb. 16, 2025)
Assists:	12	at Coastal Carolina (Feb. 15, 2025)
Errors:	4	at Coastal Carolina (Feb. 15, 2025)
Passed balls:	1	vs. Washington (Feb. 14, 2025)
DPs turned:	2	at Coastal Carolina (Feb. 15, 2025)
Pitching		
Innings pitched:	9.0	vs. Washington (Feb. 14, 2025) vs. St. Joseph's (Feb. 16, 2025)
Runs allowed:	12	at #6 North Carolina (Feb. 18, 2025) at Coastal Carolina (Feb. 17, 2025) at #6 North Carolina (Feb. 18, 2025)
Earned runs:	8	at #6 North Carolina (Feb. 18, 2025) at #6 North Carolina (Feb. 18, 2025)
Walks allowed:	9	at #6 North Carolina (Feb. 18, 2025) vs. Washington (Feb. 14, 2025)
Strikeouts:	12	vs. St. Joseph's (Feb. 16, 2025) vs. St. Joseph's (Feb. 16, 2025)
Hits allowed:	14	at Coastal Carolina (Feb. 17, 2025)
Doubles allowed:	3	vs. St. Joseph's (Feb. 16, 2025) at Coastal Carolina (Feb. 17, 2025)
Triples allowed:	--	--
Homers allowed:	2	vs. Washington (Feb. 14, 2025)
Wild pitches:	2	at #6 North Carolina (Feb. 18, 2025)
Hit batters:	8	at Coastal Carolina (Feb. 15, 2025)

## INDIVIDUAL GAME HIGHS

Batting		
At bats:	6	Seth Dardar, vs. St. Joseph's (Feb. 16, 2025)
Runs scored:	3	Maximus Martin, at #6 North Carolina (Feb. 18, 2025)
Hits:	4	Seth Dardar, vs. St. Joseph's (Feb. 16, 2025) Maximus Martin, at #6 North Carolina (Feb. 18, 2025)
RBIs:	3	Nick English, vs. St. Joseph's (Feb. 16, 2025)
Doubles:	3	Seth Dardar, vs. St. Joseph's (Feb. 16, 2025)
Triples:	--	--
Home runs:	1	(4 times)
Total bases:	7	Seth Dardar, vs. St. Joseph's (Feb. 16, 2025)
Walks:	2	(4 times)
Strikeouts:	2	(13 times)
Sac hits:	1	Cayden Phillips, at #6 North Carolina (Feb. 18, 2025)
Sac flies:	--	--
Stolen bases:	1	(3 times)
Hit by pitch:	1	(8 times)
Caught Stealing:	1	(6 times)
Runners LOB:	6	Nick English, at #6 North Carolina (Feb. 18, 2025)
Fielding		
Putouts:	12	Cayden Phillips, vs. Washington (Feb. 14, 2025) Bear Madliak, vs. St. Joseph's (Feb. 16, 2025)
Assists:	5	Shintaro Inoue, at Coastal Carolina (Feb. 15, 2025) Seth Dardar, vs. St. Joseph's (Feb. 16, 2025)
Errors:	2	Dee Kennedy, vs. St. Joseph's (Feb. 16, 2025) Cayden Phillips, vs. Washington (Feb. 14, 2025)
Passed balls:	1	Cayden Phillips, vs. Washington (Feb. 14, 2025)
Pitching		
Innings pitched:	5.0	Lincoln Sheffield, at Coastal Carolina (Feb. 17, 2025)
Runs allowed:	5	James Guyette, at #6 North Carolina (Feb. 18, 2025)
Earned runs:	5	James Guyette, at #6 North Carolina (Feb. 18, 2025)
Walks allowed:	3	(4 times)
Strikeouts:	6	Lincoln Sheffield, at Coastal Carolina (Feb. 17, 2025)
Hits allowed:	10	Lincoln Sheffield, at Coastal Carolina (Feb. 17, 2025)
Doubles allowed:	2	Michael Quevedo, vs. St. Joseph's (Feb. 16, 2025) Lincoln Sheffield, at Coastal Carolina (Feb. 17, 2025)
Triples allowed:	--	--
Homers allowed:	2	(5 times)
Wild pitches:	2	Blake Dean, at #6 North Carolina (Feb. 18, 2025)
Hit batters:	4	JJ Slack, at Coastal Carolina (Feb. 15, 2025)

## THE LAST TIME...

A K-STATE HITTER HAD (SINGLE GAME)...	
Eight At-Bats	Four players, vs. Texas, 4/9/04
Seven At-Bats	Nick English/Chuck Ingram, vs. Cincinnati, 3/10/24
Six Hits	Jake Brown, vs. Hartford, 3/10/12
Five Hits	Brady Day, at Houston, 3/24/24
Four Hits	Maximus Martin, at #6 North Carolina, 2/18/25
Five Runs	Mike Kindel, vs. Western Michigan, 3/2/10
Four Runs	Kaelen Culpepper/Jaden Parsons, vs. La Tech, 5/31/24
Three Doubles	Seth Dardar, vs. St. Joseph's 2/16/25
Two Doubles	Dee Kennedy, at #6 North Carolina, 2/18/25
Two Triples	Zach Kokoska, vs. Northern Illinois, 3/12/19
Two Grand Slams	Drew Mount, vs. Mercer, 3/9/18
Grand Slam	Nick English, vs. UMass Lowell, 3/2/24
Hit For the Cycle	Ross Kivett, vs. Nebraska, 3/26/14
Nine RBI	Drew Biery, at South Dakota State, 5/17/06
Eight RBI	Drew Mount, vs. Mercer, 3/9/18
Seven RBI	Jake Scudder, vs. Northwestern State, 3/8/17
Six RBI	Kyan Lodice/Kaelen Culpepper, at Kansas, 4/16/23
Five RBI	Nick English, vs. UMass Lowell, 3/2/24
10+ Total Bases	Raphael Pelletier, vs. #15 Oklahoma State, 4/20/24
Six Walks	Tanner Witt, vs. Omaha, 5/5/12
Five Walks	Tanner Witt, vs. Omaha, 5/5/12
Four Walks	Kaelen Culpepper, vs. South Dakota State, 3/13/24
Three Walks	Brendan Jones, vs. West Virginia, 5/22/24
Four Strikeouts	Kyan Lodice, at #25 UCF, 4/5/24
Stole Home	Nick English, vs. Texas, 3/28/24
Four Stolen Bases	Max Brown, vs. Texas, 5/17/14
Three Stolen Bases	Brendan Jones, vs. Missouri State, 3/15/24
Three Home Runs	Jared Goedert, at South Dakota State, 5/17/06
Two Home Runs	Chuck Ingram, vs. La Tech, 5/31/24
Two Home Runs in an Inning	Dominic Johnson, vs. UC Irvine, 4/22/22
Inside-the-Park Home Run	Dan Klein at Kansas, 5/22/11
Leadoff Home Run (Game)	Brendan Jones, at TCU, 4/27/24
Leadoff Home Run (Inning)	Kyan Lodice, vs. #18 Virginia, 6/8/24
Walk-off Home Run	Chris Ceballos, vs. TCU, 5/22/21
Back-to-Back Home Runs	Culpepper, Lodice, vs. BYU, 5/18/24
Back-to-Back-to-Back Home Runs	Culpepper, Day, Goodwin, at Oklahoma State, 5/13/23
Pinch-Hit Home Run	Cash Rugely, vs. Stonehill, 3/4/23
Home Run from Both Sides	Brian Bobier, at Texas, 3/21/97
15-game hitting streak	Brady Day (18), 2024
20-game hitting streak	Adam Muenster (25), 2010
Walk-Off Hit	Kyan Lodice, vs. BYU, 5/16/24
Walk-Off Win	vs. BYU, 5/16/24 (W, 7-6 (12))
Pinch-Hit Walk-Off Hit	Cris Tapia, vs. Texas Tech, 4/17/05

## A K-STATE PITCHER HAD (SINGLE GAME)...

Perfect Game	Mark Arnold, vs. Ottawa, 4/21/69
No-Hitter	Parker Rigler, vs. Eastern Illinois, 3/5/17
Combined No-Hitter	J. Frost (7, starter) & J. Wentworth, vs. Cincinnati, 3/8/24
Combined One-Hitter	3 pitchers (Starter: Wicks), vs. Utah, 2/3/20
Two-Hitter	Levi MaVorhis, vs. Northern Colorado, 3/14/14
Combined Two-Hitter	2 pitchers (Starter: Ruhl) vs. #20 Texas (25/23)
Three-Hitter	Nate Griep, vs. Oklahoma, 5/8/15
Combined Three-Hitter	2 pitchers (Starter: Boerema), vs. SEMO, 5/5/23
Complete Game	Owen Boerema, vs. West Virginia, 5/22/24
Nine-Inning Complete Game	Owen Boerema, vs. West Virginia, 5/22/24
Complete-Game Shutout	Jordan Wicks, at Texas, 4/14/19
15+ Strikeouts	Derek Andersen (15), vs. Kansas, 5/1/99
10+ Strikeouts	Owen Boerema (10), vs. West Virginia, 5/22/24

## A K-STATE TEAM (SINGLE GAME)...

Scored 30+ Runs	30, vs. St. Francis, 3/6/05
Scored 25+ Runs	25, STONEHILL, 3/4/23
Scored 20+ Runs	21, at Kansas, 4/16/23
Scored 10+ Runs in an Inning	11, vs. South Dakota State, 3/13/24
Had 25+ Hits	26, vs. North Dakota State, 3/14/05
Had 20+ Hits	20, vs. UMass Lowell, 3/2/24
Had 10 Doubles	10, vs. St. Francis, 3/6/05
Had Three Triples	vs. Northern Illinois, 3/12/19 (3)
Had Four Triples	vs. La Salle, 3/2/18 (4)
Had Seven Home Runs	at South Dakota State, 5/16/06
Had Six Home Runs	vs. South Dakota State, 3/9/21
Had Five Home Runs	vs. La Tech, 5/31/24
Had Four Home Runs	vs. Texas, 3/29/24
Two Grand Slams (2 diff. players)	at Stephen F. Austin, 2/20/23
Drew 15+ Walks	16, YOUNGSTOWN STATE, 3/10/23
Drew 10+ Walks	11, vs. West Virginia, 5/22/24
Stole 10+ Bases	11, YOUNGSTOWN STATE, 3/10/23
Stole 5+ Bases	8, at Missouri State, 4/3/24
Had a Shut Out	vs. Cincinnati, 3/8/24 (4-0)
Had Two or Less Hits (Offense)	0, at Nebraska (9 Inn.), 5/1/24
Was No-Hit (Combined)	vs. Texas, 5/16/14
Was No-Hit (One Pitcher)	at Nebraska (9 Inn.), 5/1/24
Struck Out 15 batters	21, vs. BYU, 5/16/24**
Was Shut Out - Overall	at West Virginia, 5/11/24 (0-13)
Was Shut Out - At Home	SOUTH DAKOTA STATE, 3/10/20 (0-4)
Was Shut Out - On the Road	at West Virginia, 5/11/24 (0-13)
Played a 20-Inning Game	vs. Texas, 4/9/04
Defeated a Ranked Opponent	at #5 Arkansas, 6/1/24
Defeated a No. 1-Ranked Team	vs. #1 Texas, 5/7/10

\*\* denotes school record

# TEAM RECORDS

## MISCELLANEOUS

**Games Played, Season:** 64 in 2013 (45-19)

**Games Won, Season:** 45 in 2013 (45-19)

**Games Lost, Season:** 43 in 1994 (13-43)

**Highest Winning Pct., Season:** .857 in 1912 (12-2)

**Lowest Winning Pct., Season:** .100 in 1958 (2-18)

**Home Games Won, Season:** 30 in 1981 (30-6)

**Home Games Lost, Season:** 17 in 1979 (13-17)

**Road Games Won, Season:** 14 in 2023

**Road Games Lost, Season:** 26 in 1994 (3-26)

**League Games Won, Season:** 16 in 2013 (16-8)

**League Games Lost, Season:** 27 in 1994 (3-27)

**Longest Winning Streak:** 16 from 2/24/06 to 3/24/06

**Longest Losing Streak:** 16 from 3/21/03 to 4/15/03

**Home Winning Streak:** 21 from 5/13/05 to 3/31/06

**Home Losing Streak:** 10, 5/9/58 to 5/16/59

**Road Winning Streak:** 6, from 4/26/74 to 3/1/75 and from 4/3/09 to 4/25/09

**Road Losing Streak:** 19, from 5/8/83 to 4/23/84

**Conference Winning Streak:** 6, five occasions (1934; 1961; 4/12-4/26/68; 4/15-4/23/77; 5/5-5/18/13)

**Conference Losing Streak:** 15, two occasions (3/31-4/23/84; 3/29-4/19/86)

**Most Games, Opponent:** 379, Kansas

**Most Wins, Opponent:** 191, Kansas

**Most Losses, Opponent:** 208, Oklahoma

**Most Consecutive Wins, Opponent:** 24, Friends (1941-current)

**Most Consecutive Losses, Opponent:** 28, Oklahoma (1982-88)

**Largest Victory Margin:** 26, vs. St. Francis (30-4) on 3/6/05

**Largest Defeat Margin:** 27, vs. Kansas (31-4) in 1897

**Consecutive Wins to Open Season:** 9, two times (1910; 1979)

**Consecutive Losses to Open Season:** 8, (1973)

## SINGLE-GAME RECORDS

### BATTING

**At-Bats:** 72, vs. Texas (4/9/04)

**Runs Scored:** 30, vs. Missouri (1934) and vs. St. Francis (2005)  
 \*28, vs. Friends (3/1/86) - 28-3  
 \*28, vs. Missouri Western (2/9/96) - 28-7

**Hits:** 26, four occasions  
 vs. Missouri (4/21/34)  
 vs. Missouri Western (2/9/96)  
 vs. St. Francis (3/6/05)  
 vs. North Dakota State (3/14/05)

**Doubles:** 11, vs. St. Francis (3/6/05)

**Triples:** 5, vs. Benedictine (3/14/81)

**Home Runs:** 7, three occasions (most recent) vs. South Dakota State (5/16/06)

**RBI:** 27, vs. Western Michigan (3/2/10)

**Total Bases:** 47, two occasions  
 vs. Benedictine (3/21/78)  
 vs. Missouri Western (2/9/96)

**Stolen Bases:** 12, vs. Long Island (3/11/11)

**Sacrifice Bunts:** 5, vs. Nebraska (4/26/81)

**Times Hit by Pitch:** 8, at Wichita State (5/3/00)

### FIELDING

**Putouts:** 60, vs. Texas (4/9/04)

**Assists:** 23, vs. Oral Roberts (3/30/16)

**Errors:** 9, three occasions  
 vs. Haskell Institute (5/8/33)  
 at Northern Iowa (4/26/94)  
 vs. Miami-Ohio (3/14/02)

**Total Chances:** 71, vs. Troy State (3/1/03)

### PITCHING

**Strikeouts:** 21, vs. **BYU (May 16, 2024)**

**Perfect Game:** \*Mark Arnold, vs. Ottawa (4/21/69)

**No-Hitters:** Eight occasions  
 \*Mark Arnold, vs. Ottawa (4/21/1969)  
 \*Andy Replogle, vs. Creighton (3/23/1973)  
 \*Stu Lindell, vs. Bethany (5/9/1974)  
 \*Lon Ostrom, vs. Oklahoma State (4/3/1976)  
 \*Robert Hoefler, vs. Baker (3/29/1978)  
 \*\*Dave Christensen/Greg McNamara vs. Friends (2/24/1991)  
 \*\*Chris Hmielewski, vs. Augustana (3/16/1991)  
 Parker Rigler, vs. Eastern Illinois (3/5/2017)  
 Jacob Frost/Jackson Wentworth, vs. Cincinnati (3/8/24)

\*Seven Innings  
 \*\*Five Innings

### MISCELLANEOUS

**Runs Scored, Both Teams:** 49, vs. Oklahoma (4/13/86) - 22-27 (L)

**Longest Game:** 20 innings, vs. Texas (4/9/04)

## SINGLE-SEASON RECORDS

### BATTING

**At-Bats:** 2,126 in 2009 (62 games)

**Runs Scored:** 564 in 1988 (58 games)

**Hits:** 708 in 2013 (64 games)

**Doubles:** 145 in 1997 (56 games)

**Triples:** 38 in 1982 (56 games)

**Home Runs:** 89 in 2021 (57 games)

**RBI:** 477 in 1997 (56 games)

**Total Bases:** 1,099 in 1997 (56 games)

**Batting Average:** .339 in 1988 (58 games)

**Slugging Percentage:** .536 in 1997 (56 games)

**On-Base Percentage:** .447 in 1988 (58 games)

**Stolen Bases:** 149 in 2009 (62 games)

**Stolen Base Attempts:** 194 in 2009 (62 games)

**Times Caught Stealing:** 53 in 2013 (64 games)

**Sacrifice Bunts:** 64 in 2011 (61 games)

**Sacrifice Flies:** 40 in 2013 (64 games)

**Walks:** 382 in 1995 (53 games)

**Strikeouts:** 590 in 2024 (61 games)

**Times Hit by Pitch:** 110 in 2010 (59 games)

### FIELDING

**Putouts:** 1,707 in 2013 (64 games)

**Assists:** 732 in 2013 (64 games)

**Errors:**  
 Least: 45, two occasions  
 1967 (29 games), 1968 (29 games)  
 Most: 134 in 1986 (58 games)

**Total Chances:** 2,503 in 2013 (64 games)

**Double Plays:** 64 in 2009 (62 games)

**Runners Left on Base:** 553 in 2013 (64 games)

**Highest Fielding Pct.:** .976 in 2012

**Lowest Fielding Pct.:** .934 in 1951 (15 games)

### PITCHING

**Innings Pitched:** 569.0 in 2013 (64 games)

**Hits Allowed:**  
 Least: 148 in 1959 (13 games)  
 Most: 630 in 2003 (52 games)

**Runs Allowed:**  
 Least: 108 in 1961 (20 games)  
 Most: 494 in 1994 (56 games)

**Earned Runs Allowed:**  
 Least: 77 in 1966 (33 games)  
 Most: 394 in 1994 (56 games)

**Doubles Allowed:**  
 Least: 22 in 1966 (33 games)  
 Most: 136 in 1999 (55 games)

**Triples Allowed:**  
 Least: 4 in 1980 (44 games)  
 Most: 33 in 1994 (56 games)

**Home Runs Allowed:**  
 Least: 7, two occasions  
 1961 (20 games), 1967 (29 games)  
**Most:** 75 in 2024 (61 games)

**Walks:**  
 Least: 76 in 1964 (23 games)  
 Most: 393 in 1994 (56 games)

**Strikeouts:**  
 Least: 38 in 1959 (13 games)  
**Most:** 590 in 2024 (61 games)

**Hit Batters:** 72 in 2024 (61 games)

**Wild Pitches:** 69 in 1988 (58 games)

**Balks:** 14 in 2003 (52 games)

**Passed Balls:** 29 in 1996 (54 games)

**Opponent Batting Avg.:**  
 Lowest: .216 in 1968 (31 games)  
 Highest: .335 in 2003 (52 games)

**ERA:**  
 Lowest: 2.93 in 1966 (236.1 IP)  
 Highest: 9.89 in 1959 (91.0 IP)

**Shutouts Pitched:** 8 in 1969 (32 games)

**Complete Games:** 31, two occasions  
 1976 (54 games)  
 1977 (51 games)

**Saves:** 19 in 2013 (64 games)

# MISCELLANEOUS STATS

## COME-FROM-BEHIND WINS

Date	Opponent	Biggest Deficit	Final Score
------	----------	-----------------	-------------

## GAME-WINNING RBI (TIED OR TRAILED IN 6TH INN. OR LATER)

Date	Opponent	Player	Play	Final Score
------	----------	--------	------	-------------

## WALK-OFF WINS

Date	Opponent	Player	Play	Final Score
------	----------	--------	------	-------------

## BIG INNINGS (4+ RUNS/9+ BATTERS TO THE PLATE)

Date	Opponent	Inning	Runs	To The Plate
2/16	vs. St. Joseph's	2	4	8

## WIN-LOSS MARGIN

	1	2	3	4	5	6	7	8	9	10+
K-State	--	--	--	--	1	--	--	--	--	--
Opponent	--	--	1	--	1	--	2	--	--	--

## RUNS BY INNING

	1	2	3	4	5	6	7	8	9	EX	TOT
K-State	4	4	1	3	0	5	1	5	5	--	28
Opponents	9	4	0	5	1	9	11	4	2	--	45

## Record when team scores:

Runs	0	1	2	3	4	5	6	7	8	9	10+
W-L	0-0	0-0	0-2	0-1	0-0	0-0	0-0	0-0	0-0	0-1	1-0

## Record when opponent scores:

Runs	0	1	2	3	4	5	6	7	8	9	10+
W-L	0-0	0-0	0-0	0-0	0-0	0-0	0-0	1-0	0-1	0-2	0-1

## Record when leading after:

Inn.	1	2	3	4	5	6	7	8
W-L	0-0	1-0	1-0	1-0	1-0	1-0	1-0	1-0

## Record when trailing after:

Inn.	1	2	3	4	5	6	7	8
W-L	0-3	0-4	0-4	0-4	0-4	0-3	0-4	0-4

## Record when tied after:

Inn.	1	2	3	4	5	6	7	8
W-L	1-1	0-0	0-0	0-0	0-0	0-1	0-0	0-0

Current losing streak: 2  
 Longest winning streak: 1  
 Longest losing streak: 2  
 Home attendance : --  
 Away attendance : 7787 (1557 avg)  
 Total attendance: 7787 (1557 avg)

## RECORD WHEN...

	Home	Away	Neutral	Overall
Overall	0-0	0-3	1-1	1-4
Conference	0-0	0-0	0-0	0-0
Non-Conf	0-0	0-3	1-1	1-4

## BY PITCHER

vs Left Starter	0-0	0-1	0-0	0-1
vs Right Starter	0-0	0-2	1-1	1-3

## BY RUNS

1-Run games	0-0	0-0	0-0	0-0
2-Run games	0-0	0-0	0-0	0-0
5+Run games	0-0	0-2	1-1	1-3
Extra inns	0-0	0-0	0-0	0-0
Shutouts	0-0	0-0	0-0	0-0
Scoring 0-2 runs	0-0	0-1	0-1	0-2
Scoring 3-5 runs	0-0	0-1	0-0	0-1
Scoring 6-9 runs	0-0	0-1	0-0	0-1
Scoring 10+ runs	0-0	0-0	1-0	1-0
Opponent 0-2 runs	0-0	0-0	0-0	0-0
Opponent 3-5 runs	0-0	0-0	0-0	0-0
Opponent 6-9 runs	0-0	0-2	1-1	1-3
Opponent 10+ runs	0-0	0-1	0-0	0-1

## BY INNING

Scored in 1st inn.	0-0	0-2	0-0	0-2
Opp. scored in 1st inn.	0-0	0-2	0-1	0-3
Scores first	0-0	0-2	1-0	1-2
Opp. scores first	0-0	0-1	0-1	0-2
After 6 leading	0-0	0-0	1-0	1-0
After 6 trailing	0-0	0-2	0-1	0-3
After 6 tied	0-0	0-1	0-0	0-1
After 7 leading	0-0	0-0	1-0	1-0
After 7 trailing	0-0	0-3	0-1	0-4
After 7 tied	0-0	0-0	0-0	0-0
After 8 leading	0-0	0-0	1-0	1-0
After 8 trailing	0-0	0-3	0-1	0-4
After 8 tied	0-0	0-0	0-0	0-0

## BY STATS

Hit 0 home runs	0-0	0-1	0-1	0-2
Hit 1 home run	0-0	0-2	0-0	0-2
Hit 2+ home runs	0-0	0-0	1-0	1-0
Opponent 0 home runs	0-0	0-1	0-0	0-1
Opponent 1 home run	0-0	0-2	1-0	1-2
Opponent 2+ HRs	0-0	0-0	0-1	0-1
Made 0 errors	0-0	0-0	0-0	0-0
Made 1 error	0-0	0-1	0-0	0-1
Made 2+ errors	0-0	0-2	1-1	1-3
Opp. made 0 errors	0-0	0-0	0-0	0-0
Opp. made 1 error	0-0	0-2	1-1	1-3
Opp. made 2+ errors	0-0	0-1	0-0	0-1
Out-hit opponent	0-0	0-1	1-0	1-1
Out-hit by opponent	0-0	0-1	0-1	0-2
Hits are tied	0-0	0-1	0-0	0-1

## BY TIME

Day	0-0	0-3	0-1	0-4
Night (after 5 p.m.)	0-0	0-0	1-0	1-0

## BY DAY

Monday	0-0	0-1	0-0	0-1
Tuesday	0-0	0-1	0-0	0-1
Wednesday	0-0	0-0	0-0	0-0
Thursday	0-0	0-0	0-0	0-0
Friday	0-0	0-0	0-1	0-1
Saturday	0-0	0-1	0-0	0-1
Sunday	0-0	0-0	1-0	0-0
Series Opener (weekend)	0-0	0-0	0-0	0-0
Middle Game	0-0	0-0	0-0	0-0
Series Finale	0-0	0-0	0-0	0-0
Rubber Game	0-0	0-0	0-0	0-0
Going for Sweep	0-0	0-0	0-0	0-0
Doubleheaders	0-0	0-0	0-0	0-0

## BY MONTH

February	0-0	0-3	1-1	1-4
March	0-0	0-0	0-0	0-0
April	0-0	0-0	0-0	0-0
May	0-0	0-0	0-0	0-0
June	0-0	0-0	0-0	0-0

## BY CONFERENCE

vs. Atlantic 10	0-0	0-0	1-0	1-0
vs. Atlantic Coast	0-0	0-1	0-0	0-1
vs. American	0-0	0-0	0-0	0-0
vs. Big 12 (non-con)	0-0	0-0	0-0	0-0
vs. Big East	0-0	0-0	0-0	0-0
vs. Big Ten	0-0	0-0	0-1	0-1
vs. Coastal Athletic	0-0	0-0	0-0	0-0
vs. Conference USA	0-0	0-0	0-0	0-0
vs. Missouri Valley	0-0	0-0	0-0	0-0
vs. SEC	0-0	0-0	0-0	0-0
vs. Summit	0-0	0-0	0-0	0-0
vs. Sun Belt	0-0	0-2	0-0	0-2
vs. WAC	0-0	0-0	0-0	0-0

# HITTING STATS

## HITTING BY SERIES

TEAM	W-L	AVG	R	H	2B	3B	HR	RBI	BB	SO	SB-ATT	W/RISP	W/2OUT	2-OUT RBI
BSB Beach	1-3	.257	19	35	8	0	3	16	17	37	3-8	.238	.227	7
North Carolina	0-1	.333	9	12	2	0	1	7	6	12	0-1	.545	.364	5
College BSB Series														
Frisco Classic														
Creighton														
William & Mary														
Omaha														
Utah														
Tarleton State														
Baylor														
Texas Tech														
Wichita State														
Oklahoma State														
Missouri State														
UCF														
Northeastern														
Kansas														
Houston														
BYU														
West Virginia														
Cincinnati														

## HITTING STREAKS

PLAYER	Current	Season	Career
Bishop	1	2	6
Dardar	5	5	5
Dean, M.	--	1	1
English	1	2	6
Evasco	--	4	4
Flores	--	--	--
Inoue	1	1	1
Karl	--	1	1
Kennedy	2	2	2
Lewis	1	1	1
Lodice	--	3	7
Madliak	--	1	1
Martin	2	2	2
Murray	--	--	--
O'Connor	--	2	2
Phillips	--	4	4
Putz	1	1	1
Smolinski	--	--	--

## MULTI-HIT GAMES

PLAYER	2	3	4	5+	TOT
Bishop	1	--	--	--	1
Dardar	1	--	1	--	2
Dean, M.	--	--	--	--	--
English	1	--	--	--	1
Evasco	1	--	--	--	1
Flores	--	--	--	--	--
Inoue	1	--	--	--	1
Karl	--	--	--	--	--
Kennedy	--	--	1	--	--
Lewis	--	--	--	--	--
Lodice	1	--	--	--	1
Madliak	--	--	--	--	--
Martin	--	1	--	--	--
Murray	--	--	--	--	--
O'Connor	--	--	--	--	--
Phillips	--	--	--	--	--
Putz	--	--	--	--	--
Smolinski	--	--	--	--	--
TEAM	6	1	2	--	9

## TWO-OUT RBI

PLAYER	2025	CAREER
Bishop	2	11
Dardar	--	--
Dean, M.	--	--
English	2	20
Evasco	--	--
Flores	--	--
Inoue	1	1
Karl	--	--
Kennedy	2	2
Lewis	--	--
Lodice	--	9
Madliak	--	--
Martin	2	2
Murray	--	--
O'Connor	3	3
Phillips	--	8
Putz	--	--
Smolinski	--	--
TEAM	12	56

## ON-BASE STREAKS

PLAYER	Current	Season	Career
Bishop	4	4	11
Dardar	5	5	5
Dean, M.	--	2	2
English	4	4	20
Evasco	--	4	4
Flores	--	--	--
Inoue	3	3	3
Karl	--	1	1
Kennedy	3	3	3
Lewis	1	1	1
Lodice	5	4	13
Madliak	--	1	1
Martin	--	--	--
Murray	--	--	--
O'Connor	1	3	3
Phillips	--	1	4
Putz	1	1	1
Smolinski	--	--	--

## MULTI-RBI GAMES

PLAYER	2	3	4	5+	TOT
Bishop	1	--	--	--	1
Dardar	1	--	--	--	1
Dean, M.	--	--	--	--	--
English	--	1	--	--	1
Evasco	--	--	--	--	--
Flores	--	--	--	--	--
Inoue	--	--	--	--	--
Karl	--	--	--	--	--
Kennedy	1	--	--	--	1
Lewis	--	--	--	--	--
Lodice	--	--	--	--	--
Madliak	--	--	--	--	--
Martin	1	--	--	--	1
Murray	--	--	--	--	--
O'Connor	1	--	--	--	1
Phillips	--	--	--	--	--
Putz	--	--	--	--	--
Smolinski	--	--	--	--	--
TEAM	5	1	--	--	6

## W/RISP

PLAYER	H	AB	AVG
Bishop	2	4	.500
Dardar	2	5	.400
Dean, M.	0	2	.000
English	2	7	.286
Evasco	1	2	.500
Flores	0	1	1.000
Inoue	2	9	.222
Karl	--	--	--
Kennedy	2	6	.333
Lewis	--	--	--
Lodice	0	2	.000
Madliak	0	4	.000
Martin	3	4	.750
Murray	--	--	--
O'Connor	2	5	.400
Phillips	0	1	.000
Putz	--	--	--
Smolinski	--	--	--
TEAM	16	53	.302

## PINCH HITTING

PLAYER	AVG	AB	H	HR	RBI
Evasco	.667	3	2	0	0
Flores	.000	1	0	0	0
Lewis	.000	1	0	0	0
Lodice	.000	1	0	0	0
Putz	1.000	1	1	0	0
TEAM	.375	8	3	0	0

## BUNT SINGLES

PLAYER	No.

## OUTFIELD ASSISTS

PLAYER	No.



# HOMERUNS

Player	Total	VS.		HOME	R/N	RUNNERS ON			OUTS		TIED	GO-Ahead	Date	LAST HOME RUN	
		LHP	RHP			0	1	2	3	0				1	2
Bishop	1	--	1	--	1	--	1	--	--	--	1	--	2/16	vs. SJU	Sweeney
Dardar	1	--	1	--	1	1	--	--	--	1	--	--	2/15	at CCU	Bowers
Dean, M.	--	--	--	--	--	--	--	--	--	--	--	--	--	--	--
English	1	--	1	--	1	--	1	--	--	--	1	--	2/16	vs. SJU	Bowen
Evasco	--	--	--	--	--	--	--	--	--	--	--	--	--	--	--
Flores	--	--	--	--	--	--	--	--	--	--	--	--	--	--	--
Inoue	--	--	--	--	--	--	--	--	--	--	--	--	--	--	--
Karl	--	--	--	--	--	--	--	--	--	--	--	--	--	--	--
Kennedy	--	--	--	--	--	--	--	--	--	--	--	--	--	--	--
Lewis	--	--	--	--	--	--	--	--	--	--	--	--	--	--	--
Lodice	--	--	--	--	--	--	--	--	--	--	--	--	--	--	--
Madliak	--	--	--	--	--	--	--	--	--	--	--	--	--	--	--
Martin	--	--	--	--	--	--	--	--	--	--	--	--	--	--	--
Murray	1	--	1	--	1	1	--	--	--	1	--	--	2/18	at UNC	Padgett
O'Connor	--	--	--	--	--	--	--	--	--	--	--	--	--	--	--
Phillips	--	--	--	--	--	--	--	--	--	--	--	--	--	--	--
Putz	--	--	--	--	--	--	--	--	--	--	--	--	--	--	--
Roe	--	--	--	--	--	--	--	--	--	--	--	--	--	--	--
Smolinski	--	--	--	--	--	--	--	--	--	--	--	--	--	--	--
<b>TOTAL</b>	<b>4</b>	<b>--</b>	<b>4</b>	<b>--</b>	<b>4</b>	<b>2</b>	<b>2</b>	<b>--</b>	<b>--</b>	<b>2</b>	<b>1</b>	<b>1</b>	<b>--</b>	<b>1</b>	

Pinch-Hit Last: Mason Schwalbach (3/17/23 vs. MISSOURI STATE) Season Total: 0  
 Grand Slam Last: Nick English (3/2/24 vs. UMASS LOWELL) Season Total: 0  
 Pinch-Hit Grand Slam Last: Cash Rugely (3/4/23 vs. Stonehill) Season Total: 0  
 Multi-Homer Game Last: Raphael Pelletier (4/20/24 vs. #15 OKLAHOMA STATE) Season Total: 0  
 Back-To-Back Last: Kaelen Culpepper/Kyan Lodice (5/18/24 vs. BYU) Season Total: 0  
 Back-To-Back-To-Back Last: Kaelen Culpepper/Brady Day/Nick Goodwin (5/13/23 at Oklahoma State) Season Total: 0  
 Lead off the Game Last: Brendan Jones (4/27/24 at TCU) Season Total: 0  
 Inside-The-Park Last: Dan Klein (5/22/11 at Kansas) Season Total: 0  
 Walk-Off Last: Cole Johnson (4/10/23 vs. Creighton) Season Total: 0

## HR BY POSITION

C	1B	2B	3B	SS	LF	CF	RF	DH	P	PH
--	1	--	--	1	--	--	1	1	--	--

## HR BY INNING

1	2	3	4	5	6	7	8	9	X
--	1	--	1	--	1	--	--	1	--

## HR BY BATTING ORDER

1	2	3	4	5	6	7	8	9
--	--	--	1	--	--	2	--	1

## HOME RUN TRACKER

#	PLAYER	DATE // OPPONENT
1	Seth Dardar	2/15 // at Coastal Carolina
2	David Bishop	2/16 // vs. St. Joe's
3	Nick English	2/16 // vs. St. Joe's
4	Maximus Martin	2/18 // at #6 North Carolina

\*\* Grand Slam

## CAREER HR BREAKDOWN

PLAYER	1R	2R	3R	GS	TOTAL
Bishop	2	3	--	--	5
Dardar	1	--	--	--	1
Dean, M.	--	--	--	--	--
English	2	1	--	1	4
Evasco	--	--	--	--	--
Flores	--	--	--	--	--
Inoue	--	--	--	--	--
Karl	--	--	--	--	--
Kennedy	--	--	--	--	--
Lewis	--	--	--	--	--
Lodice	6	--	--	1	7
Madliak	--	--	--	--	--
Martin	1	--	--	--	1
Murray	--	--	--	--	--
O'Connor	--	--	--	--	--
Phillips	1	--	--	--	1
Putz	--	--	--	--	--
Smolinski	--	--	--	--	--

# PITCHING STATS

STARTER BREAKDOWN								
PITCHER	STARTS	QS	IP/START	#P/START	RUNS/FOR	RUNS/START	TEAM RECORD	
23 Ty Ruhl	1	0	1.2	43	0.0	3.2	0-1	
99 JJ Slack	1	0	1.1	45	2.0	4.0	0-1	
28 Michael Quevedo	1	0	4.1	82	7.0	1.0	1-0	
9 Donte Lewis	1	0	0.1	35	0.0	9.0	0-1	

STAFF BY SERIES									
	G	W-L/S	ERA	IP	H	R	ER	BB	SO
BOTB	4	1-3/1	7.15	34.0	36	33	27	18	43
North Carolina	1	0-1/0	9.00	8.0	9	12	8	9	9
CBS	--	--	--	--	--	--	--	--	--
Frisco Classic	--	--	--	--	--	--	--	--	--
Creighton	--	--	--	--	--	--	--	--	--
William & Mary	--	--	--	--	--	--	--	--	--
Creighton	--	--	--	--	--	--	--	--	--
Omaha	--	--	--	--	--	--	--	--	--
Utah	--	--	--	--	--	--	--	--	--
Tarleton State	--	--	--	--	--	--	--	--	--
Baylor	--	--	--	--	--	--	--	--	--
Nebraska	--	--	--	--	--	--	--	--	--
Texas Tech	--	--	--	--	--	--	--	--	--
Oklahoma State	--	--	--	--	--	--	--	--	--
Missouri State	--	--	--	--	--	--	--	--	--
UCF	--	--	--	--	--	--	--	--	--
Northeastern	--	--	--	--	--	--	--	--	--
Kansas	--	--	--	--	--	--	--	--	--
Wichita State	--	--	--	--	--	--	--	--	--
Houston	--	--	--	--	--	--	--	--	--
BYU	--	--	--	--	--	--	--	--	--
Omaha	--	--	--	--	--	--	--	--	--
West Virginia	--	--	--	--	--	--	--	--	--
Cincinnati	--	--	--	--	--	--	--	--	--

STARTERS BY SERIES									
	G	W-L	ERA	IP	H	R	ER	BB	SO
BOTB	4	1-3	6.57	12.1	17	11	9	7	16
North Carolina	1	0-0	0.00	0.1	2	4	0	2	1
CBS	--	--	--	--	--	--	--	--	--
Frisco Classic	--	--	--	--	--	--	--	--	--
Creighton	--	--	--	--	--	--	--	--	--
William & Mary	--	--	--	--	--	--	--	--	--
Creighton	--	--	--	--	--	--	--	--	--
Omaha	--	--	--	--	--	--	--	--	--
Utah	--	--	--	--	--	--	--	--	--
Tarleton State	--	--	--	--	--	--	--	--	--
Baylor	--	--	--	--	--	--	--	--	--
Nebraska	--	--	--	--	--	--	--	--	--
Texas Tech	--	--	--	--	--	--	--	--	--
Oklahoma State	--	--	--	--	--	--	--	--	--
Missouri State	--	--	--	--	--	--	--	--	--
UCF	--	--	--	--	--	--	--	--	--
Northeastern	--	--	--	--	--	--	--	--	--
Kansas	--	--	--	--	--	--	--	--	--
Wichita State	--	--	--	--	--	--	--	--	--
Houston	--	--	--	--	--	--	--	--	--
BYU	--	--	--	--	--	--	--	--	--
Omaha	--	--	--	--	--	--	--	--	--
West Virginia	--	--	--	--	--	--	--	--	--
Cincinnati	--	--	--	--	--	--	--	--	--

BULLPEN BY SERIES									
	G	W-L/S	ERA	IP	H	R	ER	BB	SO
BOTB	4	0-0/1	7.48	21.2	19	22	18	11	27
North Carolina	1	0-1/0	9.39	7.1	7	8	8	7	8
CBS	--	--	--	--	--	--	--	--	--
Frisco Classic	--	--	--	--	--	--	--	--	--
Creighton	--	--	--	--	--	--	--	--	--
William & Mary	--	--	--	--	--	--	--	--	--
Creighton	--	--	--	--	--	--	--	--	--
Omaha	--	--	--	--	--	--	--	--	--
Utah	--	--	--	--	--	--	--	--	--
Tarleton State	--	--	--	--	--	--	--	--	--
Baylor	--	--	--	--	--	--	--	--	--
Nebraska	--	--	--	--	--	--	--	--	--
Texas Tech	--	--	--	--	--	--	--	--	--
Oklahoma State	--	--	--	--	--	--	--	--	--
Missouri State	--	--	--	--	--	--	--	--	--
UCF	--	--	--	--	--	--	--	--	--
Northeastern	--	--	--	--	--	--	--	--	--
Kansas	--	--	--	--	--	--	--	--	--
Wichita State	--	--	--	--	--	--	--	--	--
Houston	--	--	--	--	--	--	--	--	--
BYU	--	--	--	--	--	--	--	--	--
Omaha	--	--	--	--	--	--	--	--	--
West Virginia	--	--	--	--	--	--	--	--	--
Cincinnati	--	--	--	--	--	--	--	--	--

STARTER/RELIEVER SPLITS								
	W-L/S	ERA	IP	H	R	ER	BB	SO
Starters	1-3	6.39	12.2	19	15	9	9	17
Bullpen	0-1/1	7.98	29.1	26	30	26	18	35
<b>TOTAL</b>	<b>1-4/1</b>	<b>7.50</b>	<b>42.0</b>	<b>45</b>	<b>45</b>	<b>35</b>	<b>27</b>	<b>52</b>

STARTER/RELIEVER SPLITS - BIG 12								
	W-L/S	ERA	IP	H	R	ER	BB	SO
Starters	--	--	--	--	--	--	--	--
Bullpen	--	--	--	--	--	--	--	--
<b>TOTAL</b>	<b>--</b>	<b>--</b>	<b>--</b>	<b>--</b>	<b>--</b>	<b>--</b>	<b>--</b>	<b>--</b>

STARTERS BY LOCATION									
	G	W-L	ERA	IP	H	R	ER	BB	SO
Home	--	--	--	--	--	--	--	--	--
Away/Neutral	4	1-3	6.39	12.2	19	15	9	9	17

BULLPEN BY LOCATION									
	G	W-L/S	ERA	IP	H	R	ER	BB	SO
Home	--	--	--	--	--	--	--	--	--
Away/Neutral	4	0-1/1	7.98	29.1	26	30	26	18	35

STARTERS BY MONTH									
	G	W-L	ERA	IP	H	R	ER	BB	SO
February	4	1-3	6.39	12.2	19	15	9	9	17
March	--	--	--	--	--	--	--	--	--
April	--	--	--	--	--	--	--	--	--
May	--	--	--	--	--	--	--	--	--

BULLPEN BY MONTH									
	G	W-L/S	ERA	IP	H	R	ER	BB	SO
February	4	0-1/1	7.98	29.1	26	30	26	18	35
March	--	--	--	--	--	--	--	--	--
April	--	--	--	--	--	--	--	--	--
May	--	--	--	--	--	--	--	--	--

MISC PITCHING STATS				
PITCHER	K/9	WHIP	SV/OPP	IRS/IR
Arther	13.5	3.00	--	5/3
M.Buss	0.0	3.00	--	0/0
N.Buss	--	--	--	--
Butler	15.0	1.67	--	2/1
Dean	8.4	1.31	--	5/2
Duke	15.0	2.00	--	0/0
Evans	--	--	--	--
Frost	13.5	1.88	--	3/1
Giesbrecht	--	--	--	--
Guyette	20.2	2.25	1/1	3/1
Henson	13.5	0.00	--	3/2
Lewis	27.0	12.00	--	0/0
Liggett	--	--	--	--
Quevedo	8.2	1.38	--	0/0
Reich	--	--	--	--
Rienguette	--	--	--	--
Roe	0.0	2.14	--	4/2
Rosin	0.0	--	--	1/0
Ruhl	10.4	2.54	--	0/0
Sheffield	10.8	2.00	--	0/0
Slack	19.3	4.71	--	2/2
Smith	9.0	3.00	--	1/0
Stuewe	--	--	--	--
Wisembaker	--	--	--	--
<b>TOTAL</b>	<b>11.1</b>	<b>2.14</b>	<b>1/1</b>	<b>30/14</b>





# STARTER/BULLPEN STATS

## STARTING PITCHER STATS

Player	era	w-l	app	gs	cg	sho	sv	ip	h	r	er	bb	so	2b	3b	hr	b/avg	wp	hp	bk	sfa	sha
9 Lewis, Donte	0.00	0-0	1	1	0	0/0	0	0.1	2	4	0	2	1	0	0	0	.400	0	0	0	0	0
28 Quevedo, Michael	2.08	1-0	1	1	0	0/0	0	4.1	3	1	1	3	4	2	0	0	.176	0	0	0	0	0
47 Sheffield, Lincoln	5.40	0-1	1	1	0	0/0	0	5.0	10	3	3	0	6	2	0	0	.435	0	0	0	1	1
23 Ruhl, Ty	10.80	0-1	1	1	0	0/0	0	1.2	1	3	2	3	3	0	0	0	.250	1	2	0	1	1
99 Slack, JJ	20.25	0-1	1	1	0	0/0	0	1.1	3	4	3	1	3	1	0	0	.429	1	4	0	0	0
Totals	6.39	1-3	5	5	0	0/0	0	12.2	19	15	9	9	17	5	0	0	.339	2	6	0	2	2
Opponents	3.66	2-1	5	5	0	0/0	0	19.2	16	9	8	10	24	2	0	1	.225	3	4	0	0	0

## RELIEVER STATS

Player	era	w-l	app	gs	cg	sho	sv	ip	h	r	er	bb	so	2b	3b	hr	b/avg	wp	hp	bk	sfa	sha
26 Henson, Micah	0.00	0-0	1	0	0	0/0	0	2.0	0	0	0	0	3	0	0	0	.000	1	0	0	0	0
41 Arther, Adam	0.00	0-0	2	0	0	0/0	0	0.2	1	0	0	0	1	1	0	0	.500	0	1	0	1	0
45 Frost, Jacob	3.38	0-0	2	0	0	0/0	0	2.2	1	2	1	4	4	0	0	0	.100	0	0	0	0	0
23 Ruhl, Ty	3.38	0-0	1	0	0	0/0	0	2.2	1	1	1	3	2	0	0	0	.125	0	1	0	0	0
37 Roe, Brody	3.86	0-0	2	0	0	0/0	0	2.1	2	2	1	1	0	0	0	0	.222	0	2	0	0	0
10 Dean, Blake	5.06	0-0	2	0	0	0/0	0	5.1	4	3	3	2	5	1	0	1	.222	2	1	0	2	0
22 Butler, Tazwell	6.00	0-0	3	0	0	0/0	0	3.0	4	2	2	0	5	1	0	1	.333	0	1	0	1	0
99 Slack, JJ	9.00	0-0	1	0	0	0/0	0	1.0	2	1	1	1	2	1	0	0	.400	0	0	0	0	0
6 Buss, Mason	9.00	0-0	1	0	0	0/0	0	1.0	2	2	1	0	0	0	0	0	.400	0	1	0	0	0
29 Rosin, Ben	9.00	0-0	2	0	0	0/0	0	1.0	1	2	1	2	0	0	0	0	.333	0	0	0	0	0
55 Duke, Tanner	15.00	0-0	2	0	0	0/0	0	3.0	3	5	5	1	5	0	0	2	.250	0	2	1	0	0
32 Guyette, James	16.88	0-1	2	0	0	0/0	1	2.2	2	5	5	3	6	0	0	0	.200	0	1	0	0	0
40 Smith, Miles	22.50	0-0	2	0	0	0/0	0	2.0	3	5	5	1	2	0	0	1	.375	0	2	0	0	0
Totals	7.98	0-1	5	0	0	0/0	1	29.1	26	30	26	18	35	4	0	5	.243	3	12	1	4	0
Opponents	6.04	2-0	5	0	0	0/0	1	25.1	31	19	17	13	25	8	0	3	.307	7	4	0	0	1

## SEASON CLASS RECORDS

### AT-BATS

<b>Freshman</b>	232, Nick Martini.....2009
<b>Sophomore</b>	249, Shane Conlon.....2013
<b>Junior</b>	261, Ross Kivett.....2013
<b>Senior</b>	261, Tanner Witt.....2013

### BATTING AVERAGE

<b>Freshman</b>	.350, Will Brennan.....2017
<b>Sophomore</b>	.429, Kasey Weishaar.....1999
<b>Junior</b>	.409, Heath Schesser.....1997
<b>Senior</b>	.418, David Chadd.....1988

### HITS

<b>Freshman</b>	78, Nick Martini.....2009
<b>Sophomore</b>	96, Nick Martini.....2010
<b>Junior</b>	97, Heath Schesser.....1997
<b>Senior</b>	94, Adam Muenster.....2010

### RUNS SCORED

<b>Freshman</b>	54, Nick Martini.....2009
<b>Sophomore</b>	61, Carter Jurica.....2009
<b>Junior</b>	70, Heath Schesser.....1997
<b>Senior</b>	67, Ryan Baldwin.....2003

### RUNS BATTED IN

<b>Freshman</b>	50, Brett Reid.....1999
	Nick Martini.....2009
<b>Sophomore</b>	61, Jason King.....2009
<b>Junior</b>	85, Heath Schesser.....1997
<b>Senior</b>	70, Scott Poepard.....1997

### DOUBLES

<b>Freshman</b>	17, Nick Martini.....2009
	17, Nick English.....2024
<b>Sophomore</b>	23, Scott Poepard.....1995
<b>Junior</b>	20, Heath Schesser.....1997
<b>Senior</b>	22, Jim Donohue.....1988

### TRIPLES

<b>Freshman</b>	7, Garrett Bell.....1997
<b>Sophomore</b>	6, Steve Anson.....1974
<b>Junior</b>	11, Antonio Triplett.....1981
<b>Senior</b>	10, Joe Goedert.....1982

### HOME RUNS

<b>Freshman</b>	10, Dylan Phillips.....2019
	Nick Goodwin.....2021
<b>Sophomore</b>	16, Dylan Phillips.....2021
<b>Junior</b>	16, Heath Schesser.....1997
<b>Senior</b>	16, Scott Poepard.....1997
	Ryan Baldwin.....2003

### TOTAL BASES

<b>Freshman</b>	111, Nick Martini.....2009
<b>Sophomore</b>	137, Dylan Phillips.....2021
<b>Junior</b>	181, Heath Schesser.....1997
<b>Senior</b>	161, Scott Poepard.....1997

### STOLEN BASES

<b>Freshman</b>	19, Mark Nordyke.....1979
	Nick Martini.....2009
<b>Sophomore</b>	28, Brendan Jones.....2023
<b>Junior</b>	43, Russ Ringgenberg.....1989
<b>Senior</b>	37, Tim Decker.....1995

### PITCHING WINS

<b>Freshman</b>	9, Jake Matthys.....2013
<b>Sophomore</b>	9, Andy Replogle.....1974
	Dan Driskill.....1992
	Kyle Hunter.....2010
<b>Junior</b>	14, A.J. Morris.....2009
<b>Senior</b>	7, Matt Koeman.....1996
	Brad Hutt.....2008
	Owen Boerema.....2023

### INNINGS PITCHED

<b>Freshman</b>	84.2, Jordan Wicks.....2019
<b>Sophomore</b>	98.2, Dan Driskill.....1992
<b>Junior</b>	116.1, A.J. Morris.....2009
<b>Senior</b>	113.2, Carlos Torres.....2004

### EARNED RUN AVERAGE

<b>Freshman</b>	1.24, Ben Hornbeck.....2006
<b>Sophomore</b>	1.85, Tyson Neighbors.....2023
<b>Junior</b>	1.09, Wade Johnson.....1966
<b>Senior</b>	1.34, Bob Haney.....1970

### STRIKEOUTS

<b>Freshman</b>	86, Jordan Wicks.....2019
<b>Sophomore</b>	118, Jordan Wicks.....2021
<b>Junior</b>	100, A.J. Morris.....2009
<b>Senior</b>	110, Owen Boerema.....2024

### SAVES

<b>Freshman</b>	9, Jake Matthys.....2013
<b>Sophomore</b>	11, Tyson Neighbors.....2023
<b>Junior</b>	17, James Allen.....2011
<b>Senior</b>	12, Daniel Edwards.....2008

# OVERALL STATISTICS

OVERALL RECORD: 1-4

HOME: 0-0 // AWAY: 0-3 // NEUTRAL: 1-1 // BIG 12: 0-0

Player	avg	gp-gs	ab	r	h	2b	3b	hr	rbi	tb	slg%	bb	hp	so	gdp	ob%	sf	sh	sb-att	po	a	e	fld%
7 Evasco, AJ	.556	5-2	9	1	5	3	0	0	1	8	.889	2	0	3	0	.636	0	0	0-1	0	0	0	.000
24 Dardar, Seth	.450	5-5	20	3	9	3	0	1	3	15	.750	1	1	4	0	.500	0	0	0-0	7	8	1	.938
15 Lodice, Kyan	.308	4-3	13	2	4	1	0	0	1	5	.385	2	2	6	0	.471	0	0	0-3	8	0	0	1.000
1 Kennedy, Dee	.286	5-5	21	5	6	2	0	0	3	8	.381	3	0	7	1	.375	0	0	1-2	3	8	3	.786
5 Inoue, Shintaro	.250	5-4	16	1	4	0	0	0	2	4	.250	1	0	2	0	.294	0	0	0-1	5	12	0	1.000
8 English, Nick	.235	5-5	17	5	4	0	0	1	4	7	.412	2	1	3	0	.350	0	0	1-1	4	1	0	1.000
44 Bishop, David	.235	5-5	17	3	4	0	0	1	2	7	.412	1	1	6	0	.316	0	0	1-1	29	0	3	.906
18 O'Connor, Keegan	.125	5-5	16	2	2	0	0	0	4	2	.125	1	2	5	0	.263	0	0	0-0	8	0	0	1.000
14 Dean, Micah	.125	4-2	8	1	1	0	0	0	0	1	.125	1	1	3	0	.300	0	0	0-0	4	0	0	1.000
3 Madliak, Bear	.083	4-3	12	0	1	0	0	0	0	1	.083	2	0	3	1	.214	0	0	0-0	28	1	1	.967
-----																							
25 Putz, Rohan	1.000	1-0	1	0	1	0	0	0	0	1	1.000	0	0	0	0	1.000	0	0	0-0	0	0	0	.000
11 Martin, Maximus	.667	3-2	6	3	4	1	0	1	3	8	1.333	2	0	1	1	.750	0	0	0-0	4	4	1	.889
2 Karl, Cadyn	.500	3-0	2	1	1	0	0	0	0	1	.500	0	0	0	0	.500	0	0	0-0	0	0	0	.000
9 Lewis, Donte	.500	3-1	2	1	1	0	0	0	0	1	.500	3	0	0	0	.800	0	0	0-0	0	0	0	.000
4 Flores, Sam	.000	3-1	6	0	0	0	0	0	0	0	.000	0	0	3	0	.000	0	0	0-0	1	0	0	1.000
12 Phillips, Cayden	.000	3-2	5	0	0	0	0	0	0	0	.000	1	0	3	1	.167	0	1	0-0	23	1	0	1.000
34 Smolinski, Ty	.000	2-0	1	0	0	0	0	0	0	0	.000	1	0	0	0	.500	0	0	0-0	2	1	0	1.000
Totals	.273	5	172	28	47	10	0	4	23	69	.401	23	8	49	4	.384	0	1	3-9	126	40	11	.938
Opponents	.276	5	163	45	45	9	0	5	39	69	.423	27	18	52	5	.421	6	2	4-5	135	41	6	.967

LOB - Team (41), Opp (45). DPs turned - Team (5), Opp (4).

## (All games Sorted by Earned run avg)

Player	era	w-l	app	gs	cg	sho	sv	ip	h	r	er	bb	so	2b	3b	hr	b/avg	wp	hp	bks	sfa	sha	
10 Dean, Blake	5.06	0-0	2	0	0	0/0	0	5.1	4	3	3	2	5	1	0	1	.222	2	1	0	2	0	
47 Sheffield, Lincoln	5.40	0-1	1	1	0	0/0	0	5.0	10	3	3	0	6	2	0	0	.435	0	0	0	1	1	
-----																							
26 Henson, Micah	0.00	0-0	1	0	0	0/0	0	2.0	0	0	0	0	3	0	0	0	.000	1	0	0	0	0	
41 Arther, Adam	0.00	0-0	2	0	0	0/0	0	0.2	1	0	0	0	1	1	0	0	.500	0	1	0	1	0	
9 Lewis, Donte	0.00	0-0	1	1	0	0/0	0	0.1	2	4	0	2	1	0	0	0	.400	0	0	0	0	0	
28 Quevedo, Michael	2.08	1-0	1	1	0	0/0	0	4.1	3	1	1	3	4	2	0	0	.176	0	0	0	0	0	
45 Frost, Jacob	3.38	0-0	2	0	0	0/0	0	2.2	1	2	1	4	4	0	0	0	.100	0	0	0	0	0	
37 Roe, Brody	3.86	0-0	2	0	0	0/0	0	2.1	2	2	1	1	0	0	0	0	.222	0	2	0	0	0	
22 Butler, Tazwell	6.00	0-0	3	0	0	0/0	0	3.0	4	2	2	0	5	1	0	1	.333	0	1	0	1	0	
23 Ruhl, Ty	6.23	0-1	2	1	0	0/0	0	4.1	2	4	3	6	5	0	0	0	.167	1	3	0	1	1	
29 Rosin, Ben	9.00	0-0	2	0	0	0/0	0	1.0	1	2	1	2	0	0	0	0	.333	0	0	0	0	0	
6 Buss, Mason	9.00	0-0	1	0	0	0/0	0	1.0	2	2	1	0	0	0	0	0	.400	0	1	0	0	0	
55 Duke, Tanner	15.00	0-0	2	0	0	0/0	0	3.0	3	5	5	1	5	0	0	2	.250	0	2	1	0	0	
99 Slack, JJ	15.43	0-1	2	1	0	0/0	0	2.1	5	5	4	2	5	2	0	0	.417	1	4	0	0	0	
32 Guyette, James	16.88	0-1	2	0	0	0/0	1	2.2	2	5	5	3	6	0	0	0	.200	0	1	0	0	0	
40 Smith, Miles	22.50	0-0	2	0	0	0/0	0	2.0	3	5	5	1	2	0	0	1	.375	0	2	0	0	0	
Totals	7.50	1-4	5	5	0	0/0	1	42.0	45	45	35	27	52	9	0	5	.276	5	18	1	6	2	
Opponents	5.00	4-1	5	5	0	0/0	1	45.0	47	28	25	23	49	10	0	4	.273	10	8	0	0	1	

PB - Team (1), Phillips, C. 1. SBA/ATT - Ruhl, T. (2-3), Phillips, C. (2-3), Madliak, B. (2-2), Slack, J. (1-1), Dean, B. (1-1).

# 2024 BIG 12 STATISTICS

OVERALL RECORD: 15-15

HOME: 9-6 // AWAY: 6-9

Player	avg gp-gs	ab	r	h	2b	3b	hr	rbi	tb	slg%	bb	hp	so	gdp	ob%	sf	sh	sb-att	po	a	e	fld%
7 Day, Brady	.311 30-30	119	20	37	7	1	3	22	55	.462	19	0	18	2	.403	1	1	7-7	49	88	7	.951
0 Parsons, Jaden	.299 25-20	67	9	20	1	0	1	6	24	.358	10	2	13	0	.405	0	3	4-7	21	30	1	.981
5 Jones, Brendan	.294 30-30	119	28	35	2	1	3	13	48	.403	26	0	27	0	.418	1	1	21-23	88	3	1	.989
22 Culpepper, Kaelen	.286 30-30	119	21	34	7	3	4	26	59	.496	15	4	19	3	.376	3	0	6-7	30	64	6	.940
9 Ingram, Chuck	.279 30-30	122	22	34	3	1	5	13	54	.443	10	0	38	2	.328	2	1	3-8	41	3	2	.957
44 Bishop, David	.244 29-26	90	13	22	2	0	2	12	30	.333	5	1	17	2	.283	3	2	4-4	202	9	0	1.000
15 Lodice, Kyan	.236 21-14	55	8	13	2	1	3	8	26	.473	5	1	22	1	.306	1	3	2-3	17	2	0	1.000
8 English, Nick	.233 29-29	120	12	28	9	0	1	18	40	.333	7	1	29	0	.279	1	1	5-5	32	0	2	.941
28 Pelletier, Raphael	.208 29-28	96	13	20	5	0	6	12	43	.448	16	0	29	2	.321	0	1	0-0	253	22	5	.982
3 Rivera, Danniell	.197 23-20	71	8	14	2	0	0	9	16	.225	19	0	12	2	.363	1	1	4-5	5	18	5	.821
-----																						
18 Schwalbach, Mason	.500 3-0	2	0	1	0	0	0	0	1	.500	0	0	1	0	.500	0	0	0-0	0	0	0	.000
20 Queck, Carson	.250 2-0	4	0	1	0	0	0	1	1	.250	0	0	2	0	.250	0	0	1-1	0	0	0	.000
12 Phillips, Cayden	.222 13-4	27	1	6	2	0	0	3	8	.296	0	1	10	0	.250	0	1	0-0	30	1	0	1.000
24 Lobliner, Jayden	.171 13-9	35	3	6	1	0	0	1	7	.200	2	0	11	0	.216	0	0	0-1	34	2	1	.973
2 Karl, Cadyn	.000 6-0	3	0	0	0	0	0	0	0	.000	0	0	2	0	.000	0	0	0-0	1	0	0	1.000
Totals	.258 30	1049	158	271	43	7	28	144	412	.393	134	10	250	14	.344	13	15	57-71	815	276	36	.968
Opponents	.270 30	1058	205	286	56	6	41	187	477	.451	128	32	290	15	.362	13	21	26-33	817	288	39	.966

LOB - Team (246), Opp (232). DPs turned - Team (19), Opp (19). IBB - Team (6), Pelletier, R 1, Day, B. 1, English, N. 1, Jones, B. 1, Culpepper, K 1, Parsons, J. 1, Opp (3). Picked off - Jones, B. 2, English, N. 1, Rivera, D. 1, Day, B. 1.

## (Big 12 games only Sorted by Earned run avg)

Player	era	w-l	app	gs	cg	sho	sv	ip	h	r	er	bb	so	2b	3b	hr	b/avg	wp	hp	bk	sfa	sha
10 Dean, Blake	3.93	3-1	15	2	0	0/0	0	34.1	32	23	15	15	35	2	0	4	.235	2	5	0	0	1
26 Boerema, Owen	4.61	3-2	10	10	0	0/0	0	52.2	52	31	27	27	52	12	1	9	.257	0	11	0	4	1
30 Wentworth, Jackson	5.40	2-4	12	5	0	0/1	1	45.0	42	31	27	14	62	7	2	5	.244	2	3	0	1	3
-----																						
16 Neighbors, Tyson	1.50	1-1	13	0	0	0/0	6	24.0	14	5	4	10	39	5	0	3	.167	1	0	0	0	4
34 Martinez, Preston	2.08	0-0	4	0	0	0/0	0	4.1	3	1	1	4	6	1	1	0	.214	0	1	0	1	0
41 Arther, Adam	2.70	0-1	6	0	0	0/0	0	6.2	4	3	2	3	4	0	0	0	.174	1	2	0	0	1
13 Wisenbaker, Cole	2.87	1-0	10	0	0	0/0	0	15.2	16	6	5	6	10	4	0	0	.286	1	4	0	2	2
37 Roberts, Sam	4.50	0-0	3	0	0	0/0	0	2.0	2	1	1	1	1	2	0	0	.333	0	0	0	0	1
6 Buss, Mason	5.23	0-0	7	0	0	0/0	0	10.1	15	10	6	5	6	3	0	3	.349	0	0	0	0	0
99 Slack, JJ	5.40	1-1	7	0	0	0/0	0	13.1	13	8	8	10	16	1	0	1	.265	1	1	0	0	2
45 Frost, Jacob	7.62	1-1	8	4	0	0/1	0	28.1	29	29	24	14	25	7	0	6	.257	5	3	0	0	2
39 Wintroub, Josh	9.39	1-2	7	7	0	0/0	0	23.0	39	27	24	5	24	9	1	6	.368	0	1	0	2	0
23 Ruhl, Ty	15.75	0-2	4	2	0	0/0	0	4.0	8	11	7	6	3	0	0	3	.471	0	0	0	2	2
35 Evans, Andrew	20.86	2-0	5	0	0	0/0	0	7.1	17	17	17	6	6	3	1	1	.472	0	1	0	1	1
32 Guyette, James	27.00	0-0	1	0	0	0/0	0	0.2	0	2	2	2	1	0	0	0	.000	0	0	0	0	1
Totals	5.63	15-15	30	30	0	1/1	7	271.2	286	205	170	128	290	56	6	41	.270	13	32	0	13	21
Opponents	4.53	15-15	30	30	0	3/3	6	272.1	271	158	137	134	250	43	7	28	.258	17	10	4	13	15

PB - Team (6), Pelletier, R 5, Phillips, C. 1, Opp (5). Pickoffs - Team (3), Pelletier, R 3, Opp (5). SBA/ATT - Pelletier, R (24-30), Boerema, O. (5-7), Dean, B. (5-6), Wentworth, J (5-5), Frost, J. (3-4), Neighbors, T (3-4), Buss, M. (1-3), Phillips, C. (2-3), Slack, J. (1-1), Ruhl, T. (1-1), Wintroub, J. (1-1), Wisenbaker (1-1).

# 2024 HOME STATISTICS

OVERALL RECORD: 20-7

BIG 12: 9-6

## HITTERS

Player	avg	gp-gs	ab	r	h	2b	3b	hr	rbi	tb	slg%	bb	hp	so	gdp	ob%	sf	sh	sb-att	po	a	e	fld%	
0 Parsons, Jaden	.373	21-14	51	12	19	1	0	1	8	23	.451	8	2	7	0	.475	0	1	7-9	11	27	0	1.000	
7 Day, Brady	.367	27-27	109	31	40	9	0	7	31	70	.642	21	1	11	1	.466	2	0	7-8	46	75	4	.968	
5 Jones, Brendan	.365	27-27	104	33	38	7	0	3	19	54	.519	29	2	18	0	.507	1	0	25-26	69	3	0	1.000	
44 Bishop, David	.363	26-22	80	13	29	4	1	2	15	41	.513	7	0	8	2	.400	3	1	6-6	167	10	0	1.000	
22 Culpepper, Kaelen	.324	27-27	111	27	36	7	2	5	25	62	.559	19	2	21	2	.422	3	0	7-10	26	73	4	.961	
28 Pelletier, Raphael	.287	27-25	87	21	25	5	0	7	19	51	.586	20	3	21	2	.436	0	1	0-0	240	16	3	.988	
15 Lodice, Kyan	.286	16-13	49	10	14	1	1	3	8	26	.531	6	0	15	2	.357	1	1	3-5	17	0	0	1.000	
9 Ingram, Chuck	.277	27-27	119	26	33	4	2	6	15	59	.496	8	3	35	2	.336	1	1	6-8	33	2	1	.972	
8 English, Nick	.270	26-26	100	19	27	11	0	2	24	44	.440	19	1	16	0	.388	1	0	5-6	38	0	2	.950	
24 Lobliner, Jayden	.260	16-12	50	8	13	0	1	3	13	24	.480	5	2	13	1	.351	0	0	0-0	53	3	0	1.000	
3 Rivera, Danniell	.250	22-18	68	18	17	1	0	1	14	21	.309	15	4	8	2	.414	0	1	7-7	7	21	1	.966	
-----																								
20 Queck, Carson	.500	5-0	2	0	1	0	0	0	0	1	.500	1	0	1	0	.667	0	0	0-0	2	0	0	1.000	
18 Schwalbach, Mason	.333	5-1	9	2	3	0	0	1	2	6	.667	0	0	3	0	.333	0	0	0-0	0	0	0	.000	
12 Phillips, Cayden	.261	13-4	23	0	6	3	0	0	8	9	.391	0	1	9	0	.280	1	0	0-0	36	1	1	.974	
2 Karl, Cadyn	.000	7-0	3	1	0	0	0	0	0	0	.000	1	0	3	0	.250	0	0	0-0	0	0	0	.000	
Totals	.312	27	965	221	301	53	7	41	201	491	.509	159	21	189	14	.415	13	6	73-85	762	259	22	.979	
Opponents	.249	27	971	154	242	48	5	36	145	408	.420	103	31	281	15	.336	13	15	15-21	706	263	31	.969	

LOB - Team (238), Opp (217). DPs turned - Team (15), Opp (20). CI - Team (0), Opp (1). IBB - Team (5), English, N. 1, Pelletier, R 1, Day, B. 1, Culpepper, K 1, Parsons, J. 1, Opp (3). Picked off - Day, B. 2, Jones, B. 1, Rivera, D. 1, Bishop, D. 1.

## (Home games Sorted by Earned run avg)

Player	era	w-l	app	gs	cg	sho	sv	ip	h	r	er	bb	so	2b	3b	hr	b/avg	wp	hp	bk	sfa	sha
10 Dean, Blake	2.57	2-1	13	0	0	0/0	0	28.0	24	15	8	9	33	3	0	2	.218	3	5	0	0	2
30 Wentworth, Jackson	2.87	2-2	11	3	0	0/1	4	37.2	29	15	12	10	54	2	2	4	.209	0	2	0	1	2
26 Boerema, Owen	3.54	2-1	8	8	0	0/0	0	40.2	34	18	16	18	46	8	0	5	.228	0	8	0	2	0
39 Wintroub, Josh	5.83	2-0	7	6	0	0/0	0	29.1	36	21	19	7	27	6	1	6	.295	1	2	0	3	0
-----																						
37 Roberts, Sam	0.00	1-0	4	0	0	0/0	0	2.2	1	0	0	4	4	0	0	0	.143	0	0	0	0	1
13 Wisenbaker, Cole	2.04	1-0	10	0	0	0/0	0	17.2	12	4	4	5	17	3	0	1	.203	0	3	0	2	1
16 Neighbors, Tyson	2.25	0-0	7	0	0	0/0	4	12.0	6	3	3	8	23	1	0	3	.146	1	0	0	0	3
99 Slack, JJ	3.77	2-1	7	0	0	0/0	0	14.1	13	6	6	9	14	1	1	1	.250	1	0	0	0	0
41 Arther, Adam	4.35	0-1	7	0	0	0/0	0	10.1	5	6	5	5	6	1	1	0	.143	1	3	0	0	1
34 Martinez, Preston	6.23	0-0	5	0	0	0/0	0	4.1	6	4	3	4	8	3	0	0	.316	0	1	0	1	0
6 Buss, Mason	7.15	1-0	7	1	0	0/0	0	11.1	16	9	9	4	7	4	0	2	.333	0	1	0	1	0
45 Frost, Jacob	7.30	3-0	7	6	0	0/1	0	24.2	30	23	20	8	22	9	0	6	.294	0	3	0	0	2
35 Evans, Andrew	8.36	4-0	6	0	0	0/0	0	14.0	17	14	13	3	13	4	0	2	.298	0	1	0	1	1
23 Ruhl, Ty	13.50	0-1	3	2	0	0/0	0	4.0	7	7	6	5	3	1	0	2	.389	0	1	0	1	1
32 Guyette, James	27.00	0-0	3	1	0	0/0	0	3.0	6	9	9	4	4	2	0	2	.462	0	1	0	1	1
Totals	4.71	20-7	27	27	0	1/1	8	254.0	242	154	133	103	281	48	5	36	.249	7	31	0	13	15
Opponents	7.42	7-20	27	27	0	1/1	3	235.1	301	221	194	159	189	53	7	41	.312	17	21	6	13	6

PB - Team (9), Pelletier, R 6, Phillips, C. 3, Opp (11). Pickoffs - Team (1), Pelletier, R 1, Opp (5). SBA/ATT - Pelletier, R (13-18), Boerema, O. (5-7), Frost, J. (3-4), Phillips, C. (2-3), Evans, A. (1-2), Buss, M. (1-2), Dean, B. (2-2), Wisenbaker (1-1), Ruhl, T. (1-1), Roberts, S. (0-1), Wentworth, J (1-1).



# ROAD STATISTICS

OVERALL RECORD: 1-4

HOME: 0-0 // AWAY: 0-3 // NEUTRAL: 1-1 // BIG 12: 0-0

Player	avg	gp-gs	ab	r	h	2b	3b	hr	rbi	tb	slg%	bb	hp	so	gdp	ob%	sf	sh	sb-att	po	a	e	fld%	
7 Evasco, AJ	.556	5-2	9	1	5	3	0	0	1	8	.889	2	0	3	0	.636	0	0	0-1	0	0	0	.000	
24 Dardar, Seth	.450	5-5	20	3	9	3	0	1	3	15	.750	1	1	4	0	.500	0	0	0-0	7	8	1	.938	
15 Lodice, Kyan	.308	4-3	13	2	4	1	0	0	1	5	.385	2	2	6	0	.471	0	0	0-3	8	0	0	1.000	
1 Kennedy, Dee	.286	5-5	21	5	6	2	0	0	3	8	.381	3	0	7	1	.375	0	0	1-2	3	8	3	.786	
5 Inoue, Shintaro	.250	5-4	16	1	4	0	0	0	2	4	.250	1	0	2	0	.294	0	0	0-1	5	12	0	1.000	
8 English, Nick	.235	5-5	17	5	4	0	0	1	4	7	.412	2	1	3	0	.350	0	0	1-1	4	1	0	1.000	
44 Bishop, David	.235	5-5	17	3	4	0	0	1	2	7	.412	1	1	6	0	.316	0	0	1-1	29	0	3	.906	
18 O'Connor, Keegan	.125	5-5	16	2	2	0	0	0	4	2	.125	1	2	5	0	.263	0	0	0-0	8	0	0	1.000	
14 Dean, Micah	.125	4-2	8	1	1	0	0	0	0	1	.125	1	1	3	0	.300	0	0	0-0	4	0	0	1.000	
3 Madliak, Bear	.083	4-3	12	0	1	0	0	0	0	1	.083	2	0	3	1	.214	0	0	0-0	28	1	1	.967	
-----																								
25 Putz, Rohan	1.000	1-0	1	0	1	0	0	0	0	1	1.000	0	0	0	0	1.000	0	0	0-0	0	0	0	.000	
11 Martin, Maximus	.667	3-2	6	3	4	1	0	1	3	8	1.333	2	0	1	1	.750	0	0	0-0	4	4	1	.889	
2 Karl, Cadyn	.500	3-0	2	1	1	0	0	0	0	1	.500	0	0	0	0	.500	0	0	0-0	0	0	0	.000	
9 Lewis, Donte	.500	3-1	2	1	1	0	0	0	0	1	.500	3	0	0	0	.800	0	0	0-0	0	0	0	.000	
4 Flores, Sam	.000	3-1	6	0	0	0	0	0	0	0	.000	0	0	3	0	.000	0	0	0-0	1	0	0	1.000	
12 Phillips, Cayden	.000	3-2	5	0	0	0	0	0	0	0	.000	1	0	3	1	.167	0	1	0-0	23	1	0	1.000	
34 Smolinski, Ty	.000	2-0	1	0	0	0	0	0	0	0	.000	1	0	0	0	.500	0	0	0-0	2	1	0	1.000	
Totals	.273	5	172	28	47	10	0	4	23	69	.401	23	8	49	4	.384	0	1	3-9	126	40	11	.938	
Opponents	.276	5	163	45	45	9	0	5	39	69	.423	27	18	52	5	.421	6	2	4-5	135	41	6	.967	

LOB - Team (41), Opp (45). DPs turned - Team (5), Opp (4).

## (All games Sorted by Earned run avg)

Player	era	w-l	app	gs	cg	sho	sv	ip	h	r	er	bb	so	2b	3b	hr	b/avg	wp	hp	bk	sfa	sha
10 Dean, Blake	5.06	0-0	2	0	0	0/0	0	5.1	4	3	3	2	5	1	0	1	.222	2	1	0	2	0
47 Sheffield, Lincoln	5.40	0-1	1	1	0	0/0	0	5.0	10	3	3	0	6	2	0	0	.435	0	0	0	1	1
-----																						
26 Henson, Micah	0.00	0-0	1	0	0	0/0	0	2.0	0	0	0	0	3	0	0	0	.000	1	0	0	0	0
41 Arther, Adam	0.00	0-0	2	0	0	0/0	0	0.2	1	0	0	0	1	1	0	0	.500	0	1	0	1	0
9 Lewis, Donte	0.00	0-0	1	1	0	0/0	0	0.1	2	4	0	2	1	0	0	0	.400	0	0	0	0	0
28 Quevedo, Michael	2.08	1-0	1	1	0	0/0	0	4.1	3	1	1	3	4	2	0	0	.176	0	0	0	0	0
45 Frost, Jacob	3.38	0-0	2	0	0	0/0	0	2.2	1	2	1	4	4	0	0	0	.100	0	0	0	0	0
37 Roe, Brody	3.86	0-0	2	0	0	0/0	0	2.1	2	2	1	1	0	0	0	0	.222	0	2	0	0	0
22 Butler, Tazwell	6.00	0-0	3	0	0	0/0	0	3.0	4	2	2	0	5	1	0	1	.333	0	1	0	1	0
23 Ruhl, Ty	6.23	0-1	2	1	0	0/0	0	4.1	2	4	3	6	5	0	0	0	.167	1	3	0	1	1
29 Rosin, Ben	9.00	0-0	2	0	0	0/0	0	1.0	1	2	1	2	0	0	0	0	.333	0	0	0	0	0
6 Buss, Mason	9.00	0-0	1	0	0	0/0	0	1.0	2	2	1	0	0	0	0	0	.400	0	1	0	0	0
55 Duke, Tanner	15.00	0-0	2	0	0	0/0	0	3.0	3	5	5	1	5	0	0	2	.250	0	2	1	0	0
99 Slack, JJ	15.43	0-1	2	1	0	0/0	0	2.1	5	5	4	2	5	2	0	0	.417	1	4	0	0	0
32 Guyette, James	16.88	0-1	2	0	0	0/0	1	2.2	2	5	5	3	6	0	0	0	.200	0	1	0	0	0
40 Smith, Miles	22.50	0-0	2	0	0	0/0	0	2.0	3	5	5	1	2	0	0	1	.375	0	2	0	0	0
Totals	7.50	1-4	5	5	0	0/0	1	42.0	45	45	35	27	52	9	0	5	.276	5	18	1	6	2
Opponents	5.00	4-1	5	5	0	0/0	1	45.0	47	28	25	23	49	10	0	4	.273	10	8	0	0	1

PB - Team (1), Phillips, C. 1. SBA/ATT - Ruhl, T. (2-3), Phillips, C. (2-3), Madliak, B. (2-2), Slack, J. (1-1), Dean, B. (1-1).

# LAST 5 GAMES

OVERALL RECORD: 1-4

HOME: 0-0 // AWAY: 0-3 // NEUTRAL: 1-1 // BIG 12: 0-0

Player	avg	gp-gs	ab	r	h	2b	3b	hr	rbi	tb	slg%	bb	hp	so	gdp	ob%	sf	sh	sb-att	po	a	e	fld%	
7 Evasco, AJ	.556	5-2	9	1	5	3	0	0	1	8	.889	2	0	3	0	.636	0	0	0-1	0	0	0	.000	
24 Dardar, Seth	.450	5-5	20	3	9	3	0	1	3	15	.750	1	1	4	0	.500	0	0	0-0	7	8	1	.938	
15 Lodice, Kyan	.308	4-3	13	2	4	1	0	0	1	5	.385	2	2	6	0	.471	0	0	0-3	8	0	0	1.000	
1 Kennedy, Dee	.286	5-5	21	5	6	2	0	0	3	8	.381	3	0	7	1	.375	0	0	1-2	3	8	3	.786	
5 Inoue, Shintaro	.250	5-4	16	1	4	0	0	0	2	4	.250	1	0	2	0	.294	0	0	0-1	5	12	0	1.000	
8 English, Nick	.235	5-5	17	5	4	0	0	1	4	7	.412	2	1	3	0	.350	0	0	1-1	4	1	0	1.000	
44 Bishop, David	.235	5-5	17	3	4	0	0	1	2	7	.412	1	1	6	0	.316	0	0	1-1	29	0	3	.906	
18 O'Connor, Keegan	.125	5-5	16	2	2	0	0	0	4	2	.125	1	2	5	0	.263	0	0	0-0	8	0	0	1.000	
14 Dean, Micah	.125	4-2	8	1	1	0	0	0	0	1	.125	1	1	3	0	.300	0	0	0-0	4	0	0	1.000	
3 Madliak, Bear	.083	4-3	12	0	1	0	0	0	0	1	.083	2	0	3	1	.214	0	0	0-0	28	1	1	.967	
-----																								
25 Putz, Rohan	1.000	1-0	1	0	1	0	0	0	0	1	1.000	0	0	0	0	1.000	0	0	0-0	0	0	0	.000	
11 Martin, Maximus	.667	3-2	6	3	4	1	0	1	3	8	1.333	2	0	1	1	.750	0	0	0-0	4	4	1	.889	
2 Karl, Cadyn	.500	3-0	2	1	1	0	0	0	0	1	.500	0	0	0	0	.500	0	0	0-0	0	0	0	.000	
9 Lewis, Donte	.500	3-1	2	1	1	0	0	0	0	1	.500	3	0	0	0	.800	0	0	0-0	0	0	0	.000	
4 Flores, Sam	.000	3-1	6	0	0	0	0	0	0	0	.000	0	0	3	0	.000	0	0	0-0	1	0	0	1.000	
12 Phillips, Cayden	.000	3-2	5	0	0	0	0	0	0	0	.000	1	0	3	1	.167	0	1	0-0	23	1	0	1.000	
34 Smolinski, Ty	.000	2-0	1	0	0	0	0	0	0	0	.000	1	0	0	0	.500	0	0	0-0	2	1	0	1.000	
Totals	.273	5	172	28	47	10	0	4	23	69	.401	23	8	49	4	.384	0	1	3-9	126	40	11	.938	
Opponents	.276	5	163	45	45	9	0	5	39	69	.423	27	18	52	5	.421	6	2	4-5	135	41	6	.967	

LOB - Team (41), Opp (45). DPs turned - Team (5), Opp (4).

## (All games Sorted by Earned run avg)

Player	era	w-l	app	gs	cg	sho	sv	ip	h	r	er	bb	so	2b	3b	hr	b/avg	wp	hp	bk	sfa	sha
10 Dean, Blake	5.06	0-0	2	0	0	0/0	0	5.1	4	3	3	2	5	1	0	1	.222	2	1	0	2	0
47 Sheffield, Lincoln	5.40	0-1	1	1	0	0/0	0	5.0	10	3	3	0	6	2	0	0	.435	0	0	0	1	1
-----																						
26 Henson, Micah	0.00	0-0	1	0	0	0/0	0	2.0	0	0	0	0	3	0	0	0	.000	1	0	0	0	0
41 Arther, Adam	0.00	0-0	2	0	0	0/0	0	0.2	1	0	0	0	1	1	0	0	.500	0	1	0	1	0
9 Lewis, Donte	0.00	0-0	1	1	0	0/0	0	0.1	2	4	0	2	1	0	0	0	.400	0	0	0	0	0
28 Quevedo, Michael	2.08	1-0	1	1	0	0/0	0	4.1	3	1	1	3	4	2	0	0	.176	0	0	0	0	0
45 Frost, Jacob	3.38	0-0	2	0	0	0/0	0	2.2	1	2	1	4	4	0	0	0	.100	0	0	0	0	0
37 Roe, Brody	3.86	0-0	2	0	0	0/0	0	2.1	2	2	1	1	0	0	0	0	.222	0	2	0	0	0
22 Butler, Tazwell	6.00	0-0	3	0	0	0/0	0	3.0	4	2	2	0	5	1	0	1	.333	0	1	0	1	0
23 Ruhl, Ty	6.23	0-1	2	1	0	0/0	0	4.1	2	4	3	6	5	0	0	0	.167	1	3	0	1	1
29 Rosin, Ben	9.00	0-0	2	0	0	0/0	0	1.0	1	2	1	2	0	0	0	0	.333	0	0	0	0	0
6 Buss, Mason	9.00	0-0	1	0	0	0/0	0	1.0	2	2	1	0	0	0	0	0	.400	0	1	0	0	0
55 Duke, Tanner	15.00	0-0	2	0	0	0/0	0	3.0	3	5	5	1	5	0	0	2	.250	0	2	1	0	0
99 Slack, JJ	15.43	0-1	2	1	0	0/0	0	2.1	5	5	4	2	5	2	0	0	.417	1	4	0	0	0
32 Guyette, James	16.88	0-1	2	0	0	0/0	1	2.2	2	5	5	3	6	0	0	0	.200	0	1	0	0	0
40 Smith, Miles	22.50	0-0	2	0	0	0/0	0	2.0	3	5	5	1	2	0	0	1	.375	0	2	0	0	0
Totals	7.50	1-4	5	5	0	0/0	1	42.0	45	45	35	27	52	9	0	5	.276	5	18	1	6	2
Opponents	5.00	4-1	5	5	0	0/0	1	45.0	47	28	25	23	49	10	0	4	.273	10	8	0	0	1

PB - Team (1), Phillips, C. 1. SBA/ATT - Ruhl, T. (2-3), Phillips, C. (2-3), Madliak, B. (2-2), Slack, J. (1-1), Dean, B. (1-1).



# MASON BUSS

## RIGHT-HANDED PITCHER

YR HT WT B/T  
JR 5-11 190 R/R

HOMETOWN  
PEWAUKEE, WIS.  
PREV SCHOOL  
ARROWHEAD HS

6

### SEASON STATS

W-L	ERA	G-GS	SV	IP	BB	SO	WHIP
0-0	9.00	1-0	0	1.0	0	0	3.00

SV/OPP	IRS/IR	BB/9	K/9	K/BB
0	0/0	0.0	0.0	0.0

#### NOTES

- Graduated from Arrowhead High School. in 2022.
- Born July 30, 2003

### CAREER STATS

YEAR	ERA	W	L	APP	GS	CG	SHO	CBO	SV	IP	H	R	ER	BB	SO	2B	3B	HR	BF	B/AVG	WP	HBP	BK	SFA	SHA
2023	3.78	4	3	19	6	0	0	2	0	50.0	51	27	21	18	42	8	1	4	223	.267	3	8	1	4	2
2024	4.26	2	0	13	1	0	0	0	0	19.0	21	13	9	6	11	5	0	3	82	.284	0	1	0	1	0
2025	9.00	0	0	1	0	0	0	0	0	1.0	2	2	1	0	0	0	0	0	6	.400	0	1	0	0	0
<b>TOTAL</b>	<b>3.99</b>	<b>6</b>	<b>3</b>	<b>33</b>	<b>7</b>	<b>0</b>	<b>0</b>	<b>0</b>	<b>0</b>	<b>70.0</b>	<b>74</b>	<b>42</b>	<b>31</b>	<b>24</b>	<b>53</b>	<b>13</b>	<b>1</b>	<b>7</b>	<b>311</b>	<b>.274</b>	<b>3</b>	<b>10</b>	<b>1</b>	<b>5</b>	<b>2</b>

### SEASON HIGHS

Category	Highs	Opponent (last time)	Date
IP	1.0	vs. Washington	2/14/25
H	2	vs. Washington	2/14/25
R	2	vs. Washington	2/14/25
ER	1	vs. Washington	2/14/25
BB	--	--	--
K	--	--	--

### CAREER HIGHS

Category	Highs	Opponent (last time)	Date
IP	5.0	(2x) NEBRASKA	4/4/23
H	6	(2x) at Oklahoma State	5/14/23
R	7	(2x) at Oklahoma State	5/14/23
ER	7	at Oklahoma State	5/14/23
BB	3	(3x) CINCINNATI	3/10/24
K	7	at Creighton	3/15/23

### KEEPING TRACK (STARTS)

	2023	2024	2025	CAREER
6.0+ IP	0	0	0	0
3+ K	2	0	0	2
In 5+ IP...				
Walked None	1	0	0	1
Allowed 0 Runs	2	0	0	2
Allowed 2 or Fewer Runs	4	0	0	4
Allowed 0 Hits	0	0	0	0

### KEEPING TRACK (RELIEF)

	2023	2024	2025	CAREER
2.0+ IP	7	2	0	9
3+ K	5	1	0	6
In 2+ IP...				
Walked None	4	1	0	5
Allowed 0 Runs	4	2	0	6
Allowed 2 or Fewer Runs	8	2	0	10
Allowed 0 Hits	0	1	0	1

### LAST TIME

Last Win	3/19/24, at Wichita State (W, 8-6)
Last Loss	5/14/23, at Oklahoma state (L, 2-12)
Last Save	--
Last Appearance	2/14/25, vs. Washington (L, 2-9)
Last Start	4/10/24, WICHITA STATE (W, 6-3)
Last Relief	2/14/25, vs. Washington (L, 2-9)



# DONTE LEWIS

## UTILITY

YR HT WT B/T  
FR 6-0 185 R/R

HOMETOWN  
PEARLAND, TEXAS  
PREV SCHOOL  
ST. THOMAS HS

9

### SEASON STATS

W-L	ERA	G-GS	SV	IP	BB	SO	WHIP
0-0	0.00	1-1	0	0.1	2	1	12.00

SV/OPP	IRS/IR	BB/9	K/9	K/BB
0	0	54.0	27.0	0.5

#### NOTES

- Four-time letterwinner at St. Thomas High School.
- Graduated in 2024.
- Two-time Player of the Year (football)
- Born March 8, 2006

### CAREER STATS

YEAR	ERA	W	L	APP	GS	CG	SHO	CBO	SV	IP	H	R	ER	BB	SO	2B	3B	HR	BF	B/AVG	WP	HBP	BK	SFA	SHA
2025	0.00	0	0	1	1	0	0	0	0	0.1	2	4	0	2	1	0	0	0	7	.400	0	0	0	0	0
<b>TOTAL</b>	<b>0.00</b>	<b>0</b>	<b>0</b>	<b>1</b>	<b>1</b>	<b>0</b>	<b>0</b>	<b>0</b>	<b>0</b>	<b>0.1</b>	<b>2</b>	<b>4</b>	<b>0</b>	<b>2</b>	<b>1</b>	<b>0</b>	<b>0</b>	<b>0</b>	<b>7</b>	<b>.400</b>	<b>0</b>	<b>0</b>	<b>0</b>	<b>0</b>	<b>0</b>

### SEASON HIGHS

Category	Highs	Opponent (last time)	Date
IP	0.1	at #6 North Carolina	2/18/25
H	2	at #6 North Carolina	2/18/25
R	4	at #6 North Carolina	2/18/25
ER	--	--	--
BB	2	at #6 North Carolina	2/18/25
K	1	at #6 North Carolina	2/18/25

### CAREER HIGHS

Category	Highs	Opponent (last time)	Date
IP	0.1	at #6 North Carolina	2/18/25
H	2	at #6 North Carolina	2/18/25
R	4	at #6 North Carolina	2/18/25
ER	--	--	--
BB	2	at #6 North Carolina	2/18/25
K	1	at #6 North Carolina	2/18/25

### KEEPING TRACK (STARTS)

	2025	CAREER
6.0+ IP	0	0
3+ K	0	0
In 5+ IP...		
Walked None	0	0
Allowed 0 Runs	0	0
Allowed 2 or Fewer Runs	0	0
Allowed 0 Hits	0	0

### KEEPING TRACK (RELIEF)

	2025	CAREER
2.0+ IP	0	0
3+ K	0	0
In 2+ IP...		
Walked None	0	0
Allowed 0 Runs	0	0
Allowed 2 or Fewer Runs	0	0
Allowed 0 Hits	0	0

### LAST TIME

Last Win	--
Last Loss	--
Last Save	--
Last Appearance	2/18/25, at #6 North Carolina (L, 9-12)
Last Start	--
Last Relief	2/18/25, at #6 North Carolina (L, 9-12)



# BLAKE DEAN

**RIGHT-HANDED PITCHER**

YR **SO** HT **6-1** WT **190** B/T **R/R**

HOMETOWN **ACWORTH, GA.**  
PREV SCHOOL **NORTH COBB CHRISTIAN HS**

10

**SEASON STATS**

W-L	ERA	G-GS	SV	IP	BB	SO	WHIP
0-0	5.06	2-0	0	5.1	2	5	1.31

SV/OPP	IRS/IR	BB/9	K/9	K/BB
0	5/2	3.4	8.4	2.5

- NOTES**
- All-Big 12 Freshman Team (2024)
  - Born September 2, 2004 ...

**CAREER STATS**

YEAR	ERA	W	L	APP	GS	CG	SHO	CBO	SV	IP	H	R	ER	BB	SO	2B	3B	HR	BF	B/AVG	WP	HBP	BK	SFA	SHA
2024	4.72	4	4	29	3	0	0	0	1	61.0	61	44	32	28	64	7	1	7	290	.246	6	12	0	0	2
2025	5.06	0	0	2	0	0	0	0	0	5.1	4	3	3	2	5	1	0	1	23	.222	2	1	0	2	0
<b>TOTAL</b>	<b>4.75</b>	<b>4</b>	<b>4</b>	<b>31</b>	<b>3</b>	<b>0</b>	<b>0</b>	<b>0</b>	<b>1</b>	<b>66.1</b>	<b>65</b>	<b>47</b>	<b>35</b>	<b>30</b>	<b>69</b>	<b>8</b>	<b>1</b>	<b>8</b>	<b>313</b>	<b>.244</b>	<b>8</b>	<b>13</b>	<b>0</b>	<b>2</b>	<b>2</b>

**SEASON HIGHS**

Category	Highs	Opponent (last time)	Date
IP	2.2	(2x) at #6 North Carolina	2/19/25
H	3	at Coastal Carolina	2/15/25
R	3	at Coastal Carolina	2/15/25
ER	3	at Coastal Carolina	2/15/25
BB	2	at #6 North Carolina	2/19/25
K	3	at Coastal Carolina	2/15/25

**CAREER HIGHS**

Category	Highs	Opponent (last time)	Date
IP	4.2	at TCU	4/27/24
H	7	CINCINNATI	3/10/24
R	4	(3x) at #25 UCF	4/7/24
ER	4	CINCINNATI	3/10/24
BB	2	(5x) at TCU	4/27/24
K	9	HOLY CROSS	2/24/24

**KEEPING TRACK (STARTS)**

	2024	2025	CAREER
6.0+ IP	0	0	0
3+ K	1	0	1
In 5+ IP...			
Walked None	0	0	0
Allowed 0 Runs	0	0	0
Allowed 2 or Fewer Runs	0	0	0
Allowed 0 Hits	0	0	0

**KEEPING TRACK (RELIEF)**

	2024	2025	CAREER
2.0+ IP	13	2	15
3+ K	8	1	9
In 2+ IP...			
Walked None	2	1	3
Allowed 0 Runs	7	1	8
Allowed 2 or Fewer Runs	11	1	12
Allowed 0 Hits	2	0	2

**LAST TIME**

Last Win	5/5/24, KU (W, 4-2)
Last Loss	6/8/24, at #18 Virginia (4-7)
Last Save	2/17/24, vs. Boston College (W, 6-4)
Last Appearance	2/18/25, at #6 North Carolina (L, 9-12)
Last Start	4/14/24, at Oklahoma (L, 7-8)
Last Relief	2/18/25, at #6 North Carolina (L, 9-12)



# CARSON LIGGETT

**RIGHT-HANDED PITCHER**

YR **SR** HT **6-2** WT **225** B/T **R/R**

HOMETOWN **OVERLAND PARK, KAN.**  
PREV SCHOOL **LOUISVILLE**

20

**SEASON STATS**

W-L	ERA	G-GS	SV	IP	BB	SO	WHIP
0	0	0	0	0	0	0	0.0

SV/OPP	IRS/IR	BB/9	K/9	K/BB
0	0	0	0	0

- NOTES**
- 2023 Dick Howser Trophy Semifinalist (2024)
  - 2023 All-ACC Second Team
  - Graduated from Blue Valley High School in 2021.
  - Born August 23, 2022.

**CAREER STATS**

YEAR	ERA	W	L	APP	GS	CG	SHO	CBO	SV	IP	H	R	ER	BB	SO	2B	3B	HR	BF	B/AVG	WP	HBP	BK	SFA	SHA
2025	--	--	--	--	--	--	--	--	--	--	--	--	--	--	--	--	--	--	--	--	--	--	--	--	--
<b>TOTAL</b>	--	--	--	--	--	--	--	--	--	--	--	--	--	--	--	--	--	--	--	--	--	--	--	--	--

**SEASON HIGHS**

Category	Highs	Opponent (last time)	Date
IP	--	--	--
H	--	--	--
R	--	--	--
ER	--	--	--
BB	--	--	--
K	--	--	--

**CAREER HIGHS**

Category	Highs	Opponent (last time)	Date
IP	--	--	--
H	--	--	--
R	--	--	--
ER	--	--	--
BB	--	--	--
K	--	--	--

**KEEPING TRACK (STARTS)**

	2025	CAREER
6.0+ IP	0	0
3+ K	0	0
In 5+ IP...		
Walked None	0	0
Allowed 0 Runs	0	0
Allowed 2 or Fewer Runs	0	0
Allowed 0 Hits	0	0

**KEEPING TRACK (RELIEF)**

	2025	CAREER
2.0+ IP	0	0
3+ K	0	0
In 2+ IP...		
Walked None	0	0
Allowed 0 Runs	0	0
Allowed 2 or Fewer Runs	0	0
Allowed 0 Hits	0	0

**LAST TIME**

Last Win	--
Last Loss	--
Last Save	--
Last Appearance	--
Last Start	--
Last Relief	--



# TAZWELL BUTLER

**RIGHT-HANDED PITCHER**

YR **R-JR** HT **6-0** WT **210** B/T **R/R**

HOMETOWN **SANDY SPRINGS, TEXAS**  
 PREV SCHOOL **WALTERS STATE CC**

**22**

**SEASON STATS**

W-L	ERA	G-GS	SV	IP	BB	SO	WHIP
0-0	6.00	3-0	0	3.0	0	5	1.67

SV/OPP	IRS/IR	BB/9	K/9	K/BB
0	2/1	0	15.0	5.0

**NOTES**

- Attended St. Pius X High School.

**CAREER STATS**

YEAR	ERA	W	L	APP	GS	CG	SHO	CBO	SV	IP	H	R	ER	BB	SO	2B	3B	HR	BF	B/AVG	WP	HBP	BK	SFA	SHA
2025	6.00	0	0	3	0	0	0	0	0	3.0	4	2	2	0	5	1	0	1	14	.333	0	1	0	1	0
<b>TOTAL</b>	<b>6.00</b>	<b>0</b>	<b>0</b>	<b>3</b>	<b>0</b>	<b>0</b>	<b>0</b>	<b>0</b>	<b>0</b>	<b>3.0</b>	<b>4</b>	<b>2</b>	<b>2</b>	<b>0</b>	<b>5</b>	<b>1</b>	<b>0</b>	<b>1</b>	<b>14</b>	<b>.333</b>	<b>0</b>	<b>1</b>	<b>0</b>	<b>1</b>	<b>0</b>

**SEASON HIGHS**

Category	Highs	Opponent (last time)	Date
IP	1.1	vs. St. Joseph's	2/16/25
H	2	at #6 North Carolina	2/18/25
R	1	(2x) at #6 North Carolina	2/18/25
ER	1	(2x) at #6 North Carolina	2/18/25
BB	--	--	--
K	2	(2x) at #6 North Carolina	2/18/25

**CAREER HIGHS**

Category	Highs	Opponent (last time)	Date
IP	1.1	vs. St. Joseph's	2/16/25
H	2	at #6 North Carolina	2/18/25
R	1	(2x) at #6 North Carolina	2/18/25
ER	1	(2x) at #6 North Carolina	2/18/25
BB	--	--	--
K	2	(2x) at #6 North Carolina	2/18/25

**KEEPING TRACK (STARTS)**

	2025	CAREER
6.0+ IP	0	0
3+ K	0	0
In 5+ IP...		
Walked None	0	0
Allowed 0 Runs	0	0
Allowed 2 or Fewer Runs	0	0
Allowed 0 Hits	0	0

**KEEPING TRACK (RELIEF)**

	2025	CAREER
2.0+ IP	0	0
3+ K	0	0
In 2+ IP...		
Walked None	0	0
Allowed 0 Runs	0	0
Allowed 2 or Fewer Runs	0	0
Allowed 0 Hits	0	0

**LAST TIME**

Last Win	--
Last Loss	--
Last Save	--
Last Appearance	2/18/25, at #6 North Carolina (L, 9-12)
Last Start	--
Last Relief	2/18/25, at #6 North Carolina (L, 9-12)



# TY RUHL

**RIGHT-HANDED PITCHER**

YR **R-SR** HT **6-2** WT **220** B/T **B/R**

HOMETOWN **CAIRO, NEB.**  
 PREV SCHOOL **MILLARD WEST HS**

**23**

**SEASON STATS**

W-L	ERA	G-GS	SV	IP	BB	SO	WHIP
0-1	10.80	1-1	0	1.2	3	3	3.60

SV/OPP	IRS/IR	BB/9	K/9	K/BB
0	0	16.2	16.2	1.0

**NOTES**

- 3x All-Big 12 Academic Team
- Born May 10, 2001 in Cairo, Nebraska

**CAREER STATS**

YEAR	ERA	W	L	APP	GS	CG	SHO	CBO	SV	IP	H	R	ER	BB	SO	2B	3B	HR	BF	B/AVG	WP	HBP	BK	SFA	SHA
2021																									
2022	6.05	5	2	21	0	0	0	0	1	41.2	42	31	28	19	39	7	3	3	187	.271	4	7	0	3	3
2023	5.31	4	4	26	2	0	0	3	2	61.0	62	42	36	22	51	14	1	5	232	.267	3	7	1	4	3
2024	7.16	1	2	8	6	0	0	0	0	16.1	19	17	13	15	17	1	0	4	81	.317	0	1	0	2	3
2025	10.80	0	1	1	1	0	0	0	0	1.2	1	3	2	3	3	0	0	0	11	.250	1	2	0	1	1
<b>TOTAL</b>	<b>5.89</b>	<b>10</b>	<b>9</b>	<b>56</b>	<b>9</b>	<b>0</b>	<b>0</b>	<b>3</b>	<b>3</b>	<b>120.2</b>	<b>124</b>	<b>93</b>	<b>79</b>	<b>59</b>	<b>110</b>	<b>22</b>	<b>4</b>	<b>12</b>	<b>547</b>	<b>.275</b>	<b>8</b>	<b>17</b>	<b>1</b>	<b>10</b>	<b>10</b>

**SEASON HIGHS**

Category	Highs	Opponent (last time)	Date
IP	1.2	vs. Washington	2/14/25
H	1	vs. Washington	2/14/25
R	3	vs. Washington	2/14/25
ER	2	vs. Washington	2/14/25
BB	3	vs. Washington	2/14/25
K	3	vs. Washington	2/14/25

**CAREER HIGHS**

Category	Highs	Opponent (last time)	Date
IP	6.0	vs. Boston College	2/16/24
H	7	at Kansas	4/14/23
R	6	(3x) at Baylor	3/19/23
ER	6	(2x) vs. #1 LSU	2/24/23
BB	4	OKLAHOMA STATE	4/1/22
K	6	vs. Boston College	2/16/24

**KEEPING TRACK (STARTS)**

	2022	2023	2024	2025	CAREER
6.0+ IP	0	0	1	0	1
6+ K	0	0	1	0	1
In 5+ IP...					
Walked None	0	0	0	0	0
Allowed 0 Runs	0	1	0	0	1
Allowed 2 or Fewer Runs	0	2	1	0	3
Allowed 0 Hits	0	0	0	0	0

**KEEPING TRACK (RELIEF)**

	2022	2023	2024	2025	CAREER
2.0+ IP	9	15	0	0	24
3+ K	7	7	0	0	14
In 2+ IP...					
Walked None	5	4	0	0	9
Allowed 0 Runs	2	8	0	0	10
Allowed 2 or Fewer Runs	8	10	0	0	18
Allowed 0 Hits	0	4	0	0	4

**LAST TIME**

Last Win	2/17/24, vs. Boston College (W, 6-4)
Last Loss	2/14/25, vs. Washington (L, 2-9)
Last Save	3/24/23, OKLAHOMA (W, 7-1)
Last Appearance	2/14/25, vs. Washington (L, 2-9)
Last Start	2/14/25, vs. Washington (L, 2-9)
Last Relief	5/18/24, BYU (L, 8-12)



# MICAH HENSON

**LEFT-HANDED PITCHER**

YR **FR** HT **6-3** WT **210** B/T **R/L**

HOMETOWN **RAYMORE, MO.**  
 PREV SCHOOL **RAYMORE-PECULIAR HS**

**26**

**SEASON STATS**

W-L	ERA	G-GS	SV	IP	BB	SO	WHIP
0-0	0.00	0	0	2.0	0	3	0.0
SV/OPP	IRS/IR	BB/9	K/9	K/BB			
0	3/2	0	13.5	3.0			

**NOTES**

- Three-time letterwinner at Paymore-Peculiar High School.
- Graduated in 2024.
- Born March 9, 2006.

**CAREER STATS**

YEAR	ERA	W	L	APP	GS	CG	SHO	CBO	SV	IP	H	R	ER	BB	SO	2B	3B	HR	BF	B/AVG	WP	HBP	BK	SFA	SHA
2025	0.00	0	0	1	0	0	0	0	0	2.0	0	0	0	0	3	0	0	0	5	0	1	0	0	0	0
<b>TOTAL</b>	<b>0.00</b>	<b>0</b>	<b>0</b>	<b>1</b>	<b>0</b>	<b>0</b>	<b>0</b>	<b>0</b>	<b>0</b>	<b>2.0</b>	<b>0</b>	<b>0</b>	<b>0</b>	<b>0</b>	<b>3</b>	<b>0</b>	<b>0</b>	<b>0</b>	<b>5</b>	<b>0</b>	<b>1</b>	<b>0</b>	<b>0</b>	<b>0</b>	<b>0</b>

**SEASON HIGHS**

Category	Highs	Opponent (last time)	Date
IP	2.0	at Coastal Carolina	2/17/25
H	--	--	--
R	--	--	--
ER	--	--	--
BB	--	--	--
K	3	at Coastal Carolina	2/17/25

**CAREER HIGHS**

Category	Highs	Opponent (last time)	Date
IP	2.0	at Coastal Carolina	2/17/25
H	--	--	--
R	--	--	--
ER	--	--	--
BB	--	--	--
K	3	at Coastal Carolina	2/17/25

**KEEPING TRACK (STARTS)**


	2025	CAREER
6.0+ IP	0	0
3+ K	0	0
In 5+ IP..		
Walked None	0	0
Allowed 0 Runs	0	0
Allowed 2 or Fewer Runs	0	0
Allowed 0 Hits	0	0

**KEEPING TRACK (RELIEF)**

	2025	CAREER
2.0+ IP	1	1
3+ K	1	1
In 2+ IP..		
Walked None	1	1
Allowed 0 Runs	1	1
Allowed 2 or Fewer Runs	1	1
Allowed 0 Hits	1	1

**LAST TIME**

Last Win	--
Last Loss	--
Last Save	--
Last Appearance	2/17/25, at Coastal Carolina (L, 2-9)
Last Start	--
Last Relief	2/17/25, at Coastal Carolina (L, 2-9)



# BRADY STUEWE

**RIGHT-HANDED PITCHER**

YR **JR** HT **6-4** WT **215** B/T **R/R**

HOMETOWN **TOPEKA, KAN.**  
 PREV SCHOOL **CLOUD COUNTY CC**

**27**

**SEASON STATS**

W-L	ERA	G-GS	SV	IP	BB	SO	WHIP
0	0	0	0	0	0	0	0.0
SV/OPP	IRS/IR	BB/9	K/9	K/BB			
0	0	0	0	0			

**NOTES**

- Second Team All-KJCCC West Division at Cloud County.
- Attended Seaman High School.
- Born August 18, 2002.

**CAREER STATS**

YEAR	ERA	W	L	APP	GS	CG	SHO	CBO	SV	IP	H	R	ER	BB	SO	2B	3B	HR	BF	B/AVG	WP	HBP	BK	SFA	SHA
2025	--	--	--	--	--	--	--	--	--	--	--	--	--	--	--	--	--	--	--	--	--	--	--	--	--
<b>TOTAL</b>	<b>--</b>	<b>--</b>	<b>--</b>	<b>--</b>	<b>--</b>	<b>--</b>	<b>--</b>	<b>--</b>	<b>--</b>	<b>--</b>	<b>--</b>	<b>--</b>	<b>--</b>	<b>--</b>	<b>--</b>	<b>--</b>	<b>--</b>	<b>--</b>	<b>--</b>	<b>--</b>	<b>--</b>	<b>--</b>	<b>--</b>	<b>--</b>	<b>--</b>

**SEASON HIGHS**

Category	Highs	Opponent (last time)	Date
IP	--	--	--
H	--	--	--
R	--	--	--
ER	--	--	--
BB	--	--	--
K	--	--	--

**CAREER HIGHS**

Category	Highs	Opponent (last time)	Date
IP	--	--	--
H	--	--	--
R	--	--	--
ER	--	--	--
BB	--	--	--
K	--	--	--

**KEEPING TRACK (STARTS)**

	2025	CAREER
6.0+ IP	0	0
3+ K	0	0
In 5+ IP..		
Walked None	0	0
Allowed 0 Runs	0	0
Allowed 2 or Fewer Runs	0	0
Allowed 0 Hits	0	0

**KEEPING TRACK (RELIEF)**

	2025	CAREER
2.0+ IP	0	0
3+ K	0	0
In 2+ IP..		
Walked None	0	0
Allowed 0 Runs	0	0
Allowed 2 or Fewer Runs	0	0
Allowed 0 Hits	0	0

**LAST TIME**

Last Win	--
Last Loss	--
Last Save	--
Last Appearance	--
Last Start	--
Last Relief	--



# MICHAEL QUEVEDO

LEFT-HANDED PITCHER

YR SR HT 5-11 WT 215 B/T L/L

HOMETOWN KATY, TEXAS  
PREV SCHOOL NICHOLLS STATE

28

SEASON STATS

W-L	ERA	G-GS	SV	IP	BB	SO	WHIP
1-0	2.08	1-1	0	4.3	3	4	1.38
SV/OPP	IRS/IR	BB/9	K/9	K/BB			
0	0	6.2	8.3	1.3			

NOTES

- Ranked No. 72 on D1Baseball's Top 85 Impact Pitchers Transfers List.
- Played at Little Rock in 2022 before transferring to Nicholls State.
- Attended TNXL Academy
- Born May 1, 2003.

CAREER STATS

YEAR	ERA	W	L	APP	GS	CG	SHO	CBO	SV	IP	H	R	ER	BB	SO	2B	3B	HR	BF	B/AVG	WP	HBP	BK	SFA	SHA
2025	2.08	1	0	1	1	0	0	0	0	4.1	3	1	1	3	4	2	0	0	20	.176	0	0	0	0	0
<b>TOTAL</b>	<b>2.08</b>	<b>1</b>	<b>0</b>	<b>1</b>	<b>1</b>	<b>0</b>	<b>0</b>	<b>0</b>	<b>0</b>	<b>4.1</b>	<b>3</b>	<b>1</b>	<b>1</b>	<b>3</b>	<b>4</b>	<b>2</b>	<b>0</b>	<b>0</b>	<b>20</b>	<b>.176</b>	<b>0</b>	<b>0</b>	<b>0</b>	<b>0</b>	<b>0</b>

SEASON HIGHS

Category	Highs	Opponent (last time)	Date
IP	4.1	vs. St. Joseph's	2/16/25
H	3	vs. St. Joseph's	2/16/25
R	1	vs. St. Joseph's	2/16/25
ER	1	vs. St. Joseph's	2/16/25
BB	3	vs. St. Joseph's	2/16/25
K	4	vs. St. Joseph's	2/16/25

CAREER HIGHS

Category	Highs	Opponent (last time)	Date
IP	4.1	vs. St. Joseph's	2/16/25
H	3	vs. St. Joseph's	2/16/25
R	1	vs. St. Joseph's	2/16/25
ER	1	vs. St. Joseph's	2/16/25
BB	3	vs. St. Joseph's	2/16/25
K	4	vs. St. Joseph's	2/16/25

KEEPING TRACK (STARTS)

	2025	CAREER
6.0+ IP	0	0
3+ K	0	0
In 5+ IP...		
Walked None	0	0
Allowed 0 Runs	0	0
Allowed 2 or Fewer Runs	0	0
Allowed 0 Hits	0	0

KEEPING TRACK (RELIEF)

	2025	CAREER
2.0+ IP	0	0
3+ K	0	0
In 2+ IP...		
Walked None	0	0
Allowed 0 Runs	0	0
Allowed 2 or Fewer Runs	0	0
Allowed 0 Hits	0	0

LAST TIME

Last Win	2/16/25, vs. St. Joseph's (W, 12-7)
Last Loss	--
Last Save	--
Last Appearance	2/16/25, vs. St. Joseph's (W, 12-7)
Last Start	2/16/25, vs. St. Joseph's (W, 12-7)
Last Relief	--



# BEN ROSIN

RIGHT-HANDED PITCHER

YR R-JR HT 6-5 WT 220 B/T R/R

HOMETOWN SHOREVIEW, MINN.  
PREV SCHOOL NORTH IOWA AREA CC

29

SEASON STATS

W-L	ERA	G-GS	SV	IP	BB	SO	WHIP
0-0	9.00	2-0	0	1.0	2	0	3.00
SV/OPP	IRS/IR	BB/9	K/9	K/BB			
0	1/0	18.0	0.0	0.0			

NOTES

- Graduated from Mounds View High School in 2021.

CAREER STATS

YEAR	ERA	W	L	APP	GS	CG	SHO	CBO	SV	IP	H	R	ER	BB	SO	2B	3B	HR	BF	B/AVG	WP	HBP	BK	SFA	SHA
2024	REDSHIRT																								
2025	9.00	0	0	2	0	0	0	0	0	1.0	1	2	1	2	0	0	0	0	5	.333	0	0	0	0	0
<b>TOTAL</b>	<b>9.00</b>	<b>0</b>	<b>0</b>	<b>2</b>	<b>0</b>	<b>0</b>	<b>0</b>	<b>0</b>	<b>0</b>	<b>1.0</b>	<b>1</b>	<b>2</b>	<b>1</b>	<b>2</b>	<b>0</b>	<b>0</b>	<b>0</b>	<b>0</b>	<b>5</b>	<b>.333</b>	<b>0</b>	<b>0</b>	<b>0</b>	<b>0</b>	<b>0</b>

SEASON HIGHS

Category	Highs	Opponent (last time)	Date
IP	1.0	at Coastal Carolina	2/15/25
H	1	at Coastal Carolina	2/17/25
R	2	at Coastal Carolina	2/17/25
ER	1	at Coastal Carolina	2/17/25
BB	2	at Coastal Carolina	2/17/25
K	--	--	--

CAREER HIGHS

Category	Highs	Opponent (last time)	Date
IP	1.0	at Coastal Carolina	2/15/25
H	1	at Coastal Carolina	2/17/25
R	2	at Coastal Carolina	2/17/25
ER	1	at Coastal Carolina	2/17/25
BB	2	at Coastal Carolina	2/17/25
K	--	--	--

KEEPING TRACK (STARTS)

	2025	CAREER
6.0+ IP	0	0
3+ K	0	0
In 5+ IP...		
Walked None	0	0
Allowed 0 Runs	0	0
Allowed 2 or Fewer Runs	0	0
Allowed 0 Hits	0	0

KEEPING TRACK (RELIEF)

	2025	CAREER
2.0+ IP	0	0
3+ K	0	0
In 2+ IP...		
Walked None	0	0
Allowed 0 Runs	0	0
Allowed 2 or Fewer Runs	0	0
Allowed 0 Hits	0	0

LAST TIME

Last Win	--
Last Loss	--
Last Save	--
Last Appearance	2/17/25, at Coastal Carolina (L, 2-9)
Last Start	--
Last Relief	2/17/25, at Coastal Carolina (L, 2-9)



# JAMES GUYETTE

**RIGHT-HANDED PITCHER**

YR **SO** HT **6-3** WT **215** B/T **R/R**

HOMETOWN  
**NEWBURY PARK, CALIF.**  
PREV SCHOOL  
**NEWBURY PARK HS**

**32**

**SEASON STATS**

W-L	ERA	G-GS	SV	IP	BB	SO	WHIP
0-1	16.87	2-0	1	2.2	3	6	2.25

SV/OPP	IRS/IR	BB/9	K/9	K/BB
1/1	4/1	10.1	20.2	2.0

- NOTES**
- Attended Newbury Park High School.
  - Born February 3, 2005.

**CAREER STATS**

YEAR	ERA	W	L	APP	GS	CG	SHO	CBO	SV	IP	H	R	ER	BB	SO	2B	3B	HR	BF	B/AVG	WP	HBP	BK	SFA	SHA
2024	22.50	0	0	5	1	0	0	0	0	6.0	14	15	15	6	7	4	0	4	38	.483	1	1	0	1	1
2025	16.87	0	1	2	0	0	0	0	1	2.2	14	5	5	3	6	0	0	0	14	.200	0	1	0	0	0
<b>TOTAL</b>	<b>20.77</b>	<b>0</b>	<b>1</b>	<b>7</b>	<b>1</b>	<b>0</b>	<b>0</b>	<b>0</b>	<b>1</b>	<b>8.2</b>	<b>16</b>	<b>20</b>	<b>20</b>	<b>9</b>	<b>13</b>	<b>4</b>	<b>0</b>	<b>4</b>	<b>52</b>	<b>.410</b>	<b>1</b>	<b>2</b>	<b>0</b>	<b>1</b>	<b>1</b>



# ANDREW EVANS

**RIGHT-HANDED PITCHER**

YR **JR** HT **6-5** WT **235** B/T **R/R**

HOMETOWN  
**OLATHE, KAN.**  
PREV SCHOOL  
**OLATHE WEST HS**

**35**

**SEASON STATS**

W-L	ERA	G-GS	SV	IP	BB	SO	WHIP
0	0	0	0	0	0	0	0.0

SV/OPP	IRS/IR	BB/9	K/9	K/BB
0	0	0	0	0

- NOTES**
- Played for the Harwich Mariners of the Cape Cod League in 2024.
  - Born June 25, 2004 in Naperville, Illinois ...

**CAREER STATS**

YEAR	ERA	W	L	APP	GS	CG	SHO	CBO	SV	IP	H	R	ER	BB	SO	2B	3B	HR	BF	B/AVG	WP	HBP	BK	SFA	SHA
2023	3.75	0	0	7	1	0	0	0	0	12.0	18	7	5	2	10	5	0	1	58	.327	1	0	0	0	1
2024	10.08	4	2	11	2	0	0	0	0	25.0	35	29	28	9	19	8	2	4	119	.330	4	1	0	1	2
2025	--	--	--	--	--	--	--	--	--	--	--	--	--	--	--	--	--	--	--	--	--	--	--	--	--
<b>TOTAL</b>	<b>8.03</b>	<b>4</b>	<b>2</b>	<b>18</b>	<b>3</b>	<b>0</b>	<b>0</b>	<b>0</b>	<b>0</b>	<b>37.0</b>	<b>53</b>	<b>36</b>	<b>33</b>	<b>11</b>	<b>29</b>	<b>13</b>	<b>2</b>	<b>5</b>	<b>177</b>	<b>.329</b>	<b>5</b>	<b>1</b>	<b>0</b>	<b>1</b>	<b>3</b>

**SEASON HIGHS**

Category	Highs	Opponent (last time)	Date
IP	1.2	vs. St. Joseph's	2/16/25
H	2	at #6 North Carolina	2/18/25
R	5	at #6 North Carolina	2/18/25
ER	5	at #6 North Carolina	2/18/25
BB	2	at #6 North Carolina	2/18/25
K	4	vs. St. Joseph's	2/16/25

**CAREER HIGHS**

Category	Highs	Opponent (last time)	Date
IP	2.2	at #8 Tennessee	3/5/24
H	8	at #8 Tennessee	3/5/24
R	6	at #8 Tennessee	3/5/24
ER	6	at #8 Tennessee	3/5/24
BB	2	(3x)at #6 North Carolina	2/18/25
K	4	vs. St. Joseph's	2/16/25

**KEEPING TRACK (STARTS)**

	2024	2025	CAREER
6.0+ IP	0	0	0
3+ K	0	0	0
In 5+ IP...			
Walked None	0	0	0
Allowed 0 Runs	0	0	0
Allowed 2 or Fewer Runs	0	0	0
Allowed 0 Hits	0	0	0

**KEEPING TRACK (RELIEF)**

	2024	2025	CAREER
2.0+ IP	2	0	2
3+ K	1	1	1
In 2+ IP...			
Walked None	0	0	0
Allowed 0 Runs	0	0	0
Allowed 2 or Fewer Runs	0	0	0
Allowed 0 Hits	0	0	0

**LAST TIME**

Last Win	--
Last Loss	2/17/25, at #6 North Carolina (L, 9-12)
Last Save	2/16/25, vs. St. Joseph's (W, 12-7)
Last Appearance	2/17/25, at #6 North Carolina (L, 9-12)
Last Start	5/18/24, BYU (L, 8-12)
Last Relief	2/17/25, at #6 North Carolina (L, 9-12)

**SEASON HIGHS**

Category	Highs	Opponent (last time)	Date
IP	--	--	--
H	--	--	--
R	--	--	--
ER	--	--	--
BB	--	--	--
K	--	--	--

**CAREER HIGHS**

Category	Highs	Opponent (last time)	Date
IP	4.2	SOUTH DAKOTA STATE	3/13/24
H	8	at TCU	4/26/24
R	7	TEXAS	3/29/24
ER	7	TEXAS	3/29/24
BB	2	(3x) at TCU	4/26/24
K	4	SOUTH DAKOTA STATE	3/13/24

**KEEPING TRACK (STARTS)**

	2023	CAREER
6.0+ IP	0	0
3+ K	0	0
In 5+ IP...		
Walked None	0	0
Allowed 0 Runs	0	0
Allowed 2 or Fewer Runs	0	0
Allowed 0 Hits	0	0

**KEEPING TRACK (RELIEF)**

	2023	2024	CAREER
2.0+ IP	1	8	9
3+ K	1	3	3
In 2+ IP...			
Walked None	1	3	4
Allowed 0 Runs	0	1	1
Allowed 2 or Fewer Runs	1	7	8
Allowed 0 Hits	0	1	1

**LAST TIME**

Last Win	4/19/24, #15 OKLAHOMA STATE (W, 6-5)
Last Loss	3/6/24, at #10 Clemson (L, 3-8)
Last Save	--
Last Appearance	4/26/24, at TCU (0-12)
Last Start	3/19/24, at Wichita State (W, 8-6)
Last Relief	4/26/24, at TCU (0-12)





# BRODY ROE

## LEFT-HANDED PITCHER

YR **JR** HT **6-3** WT **190** B/T **L/L**

HOMETOWN **STILLWATER, OKLA.**  
 PREV SCHOOL **MURRAY STATE COLLEGE**

37

### SEASON STATS

W-L	ERA	G-GS	SV	IP	BB	SO	WHIP
0-0	3.86	2-0	0	2.1	1	0	2.14

SV/OPP	IRS/IR	BB/9	K/9	K/BB
0	4/2	3.9	0	0

#### NOTES

- Graduated from Morrison High School in 2022.
- Born November 19, 2003.

### CAREER STATS

YEAR	ERA	W	L	APP	GS	CG	SHO	CBO	SV	IP	H	R	ER	BB	SO	2B	3B	HR	BF	B/AVG	WP	HBP	BK	SFA	SHA
2025	3.86	0	0	2	0	0	0	0	0	2.1	2	2	1	1	0	0	0	0	12	.222	0	2	0	0	0
<b>TOTAL</b>	<b>3.86</b>	<b>0</b>	<b>0</b>	<b>2</b>	<b>0</b>	<b>0</b>	<b>0</b>	<b>0</b>	<b>0</b>	<b>2.1</b>	<b>2</b>	<b>2</b>	<b>1</b>	<b>1</b>	<b>0</b>	<b>0</b>	<b>0</b>	<b>0</b>	<b>12</b>	<b>.222</b>	<b>0</b>	<b>2</b>	<b>0</b>	<b>0</b>	<b>0</b>

### SEASON HIGHS

Category	Highs	Opponent (last time)	Date
IP	2.0	at Coastal Carolina	2/15/25
H	1	(2x) at #6 North Carolina	2/18/25
R	1	(2x) (2x) at #6 North Carolina	2/18/25
ER	1	(2x) at #6 North Carolina	2/18/25
BB	--	at Coastal Carolina	2/15/25
K	--	--	--

### CAREER HIGHS

Category	Highs	Opponent (last time)	Date
IP	2.0	at Coastal Carolina	2/15/25
H	1	(2x) at #6 North Carolina	2/18/25
R	1	(2x) (2x) at #6 North Carolina	2/18/25
ER	1	(2x) at #6 North Carolina	2/18/25
BB	--	at Coastal Carolina	2/15/25
K	--	--	--

### KEEPING TRACK (STARTS)

	2025	CAREER
6.0+ IP	0	0
3+ K	0	0
In 5+ IP...		
Walked None	0	0
Allowed 0 Runs	0	0
Allowed 2 or Fewer Runs	0	0
Allowed 0 Hits	0	0

### KEEPING TRACK (RELIEF)

	2025	CAREER
2.0+ IP	1	1
3+ K	0	0
In 2+ IP...		
Walked None	0	0
Allowed 0 Runs	0	0
Allowed 2 or Fewer Runs	1	1
Allowed 0 Hits	0	0

### LAST TIME

Last Win	--
Last Loss	--
Last Save	--
Last Appearance	2/18/25, at #6 North Carolina (L, 9-12)
Last Start	--
Last Relief	2/18/25, at #6 North Carolina (L, 9-12)



# MILES SMITH

## RIGHT-HANDED PITCHER

YR **R-JR** HT **6-0** WT **180** B/T **R/R**

HOMETOWN **FLINTVILLE, TENN.**  
 PREV SCHOOL **WALTERS STATE CC**

40

### SEASON STATS

W-L	ERA	G-GS	SV	IP	BB	SO	WHIP
0-0	22.50	2-0	0	2.0	1	2	3.00

SV/OPP	IRS/IR	BB/9	K/9	K/BB
0	1/0	4.0	9.0	2.0

#### NOTES

- Graduated from Lincoln County High School in Lincoln County, Tennessee in 2021.
- Born March 29, 2003

### CAREER STATS

YEAR	ERA	W	L	APP	GS	CG	SHO	CBO	SV	IP	H	R	ER	BB	SO	2B	3B	HR	BF	B/AVG	WP	HBP	BK	SFA	SHA
2025	22.50	0	0	2	0	0	0	0	0	2.0	3	5	5	1	2	0	0	1	11	.375	0	2	0	0	0
<b>TOTAL</b>	<b>22.50</b>	<b>0</b>	<b>0</b>	<b>2</b>	<b>0</b>	<b>0</b>	<b>0</b>	<b>0</b>	<b>0</b>	<b>2.0</b>	<b>3</b>	<b>5</b>	<b>5</b>	<b>1</b>	<b>2</b>	<b>0</b>	<b>0</b>	<b>1</b>	<b>11</b>	<b>.375</b>	<b>0</b>	<b>2</b>	<b>0</b>	<b>0</b>	<b>0</b>

### SEASON HIGHS

Category	Highs	Opponent (last time)	Date
IP	1.0	(2x) vs. St. Joseph's	2/16/25
H	2	vs. St. Joseph's	2/16/25
R	4	vs. St. Joseph's	2/16/25
ER	4	vs. St. Joseph's	2/16/25
BB	1	vs. St. Joseph's	2/16/25
K	1	(2x) vs. St. Joseph's	2/16/25

### CAREER HIGHS

Category	Highs	Opponent (last time)	Date
IP	1.0	(2x) vs. St. Joseph's	2/16/25
H	2	vs. St. Joseph's	2/16/25
R	4	vs. St. Joseph's	2/16/25
ER	4	vs. St. Joseph's	2/16/25
BB	1	vs. St. Joseph's	2/16/25
K	1	(2x) vs. St. Joseph's	2/16/25

### KEEPING TRACK (STARTS)

	2025	CAREER
6.0+ IP	0	0
3+ K	0	0
In 5+ IP...		
Walked None	0	0
Allowed 0 Runs	0	0
Allowed 2 or Fewer Runs	0	0
Allowed 0 Hits	0	0

### KEEPING TRACK (RELIEF)

	2025	CAREER
2.0+ IP	0	0
3+ K	0	0
In 2+ IP...		
Walked None	0	0
Allowed 0 Runs	0	0
Allowed 2 or Fewer Runs	0	0
Allowed 0 Hits	0	0

### LAST TIME

Last Win	--
Last Loss	--
Last Save	--
Last Appearance	2/16/25, vs. St. Joseph's (W, 12-7)
Last Start	--
Last Relief	2/16/25, vs. St. Joseph's (W, 12-7)



# ADAM ARTHER

LEFT-HANDED PITCHER

YR **SO** HT **6-3** WT **175** B/T **L/L**

HOMETOWN **ALTADENA, CALIF.**  
PREV SCHOOL **POLYTECHNIC HS**

41

SEASON STATS

W-L	ERA	G-GS	SV	IP	BB	SO	WHIP
0-0	0.00	2-0	0	0.2	0	1	3.00

SV/OPP	IRS/IR	BB/9	K/9	K/BB
0	5/3	0	13.5	1.0

- NOTES**
- Graduated from Polytechnic High School in Pasadena High School in 2023
  - Born November 29, 2004.

CAREER STATS

YEAR	ERA	W	L	APP	GS	CG	SHO	CBO	SV	IP	H	R	ER	BB	SO	2B	3B	HR	BF	B/AVG	WP	HBP	BK	SFA	SHA
2024	5.68	0	1	14	0	0	0	0	0	19.0	17	13	12	7	12	5	2	1	83	.250	1	4	0	1	3
2025	0.00	0	0	2	0	0	0	0	0	0.2	1	0	0	0	1	0	0	0	4	.500	0	1	0	1	0
<b>TOTAL</b>	<b>5.49</b>	<b>0</b>	<b>1</b>	<b>16</b>	<b>0</b>	<b>0</b>	<b>0</b>	<b>0</b>	<b>0</b>	<b>19.2</b>	<b>18</b>	<b>13</b>	<b>12</b>	<b>7</b>	<b>13</b>	<b>6</b>	<b>2</b>	<b>1</b>	<b>87</b>	<b>.257</b>	<b>1</b>	<b>5</b>	<b>0</b>	<b>2</b>	<b>3</b>

SEASON HIGHS

Category	Highs	Opponent (last time)	Date
IP	0.1	at Coastal Carolina	2/15/24
H	1	vs. St. Joseph's	2/16/25
R	--	--	--
ER	--	--	--
BB	--	--	--
K	1	at Coastal Carolina	2/15/24

CAREER HIGHS

Category	Highs	Opponent (last time)	Date
IP	2.2	TEXAS	3/28/24
H	4	at Wichita State	3/19/24
R	3	CINCINNATI	3/9/24
ER	2	(5x) at Nebraska	5/1/24
BB	1	(7x) KU	5/5/24
K	3	UMASS LOWELL	3/2/24

KEEPING TRACK (STARTS)

	2024	2025	CAREER
6.0+ IP	0	0	0
3+ K	0	0	0
In 5+ IP...			
Walked None	0	0	0
Allowed 0 Runs	0	0	0
Allowed 2 or Fewer Runs	0	0	0
Allowed 0 Hits	0	0	0

KEEPING TRACK (RELIEF)

	2024	2025	CAREER
2.0+ IP	4	0	4
3+ K	1	0	1
In 2+ IP...			
Walked None	2	0	2
Allowed 0 Runs	1	0	1
Allowed 2 or Fewer Runs	2	0	2
Allowed 0 Hits	1	0	1

LAST TIME

Last Win	--
Last Loss	--
Last Save	--
Last Appearance	2/16/25, vs. St. Joseph's (W, 12-7)
Last Start	--
Last Relief	2/16/25, vs. St. Joseph's (W, 12-7)



# NOLAN BUSS

RIGHT-HANDED PITCHER

YR **FR** HT **6-0** WT **210** B/T **R/R**

HOMETOWN **PEWAUKEE, WIS.**  
PREV SCHOOL **ARROWHEAD HS**

43

SEASON STATS

W-L	ERA	G-GS	SV	IP	BB	SO	WHIP
0	0	0	0	0	0	0	0.0

SV/OPP	IRS/IR	BB/9	K/9	K/BB
0	0	0	0	0

- NOTES**
- Graduated from Arrowhead High School in Hartland, Wisconsin in 2024.
  - Born June 1, 2005

CAREER STATS

YEAR	ERA	W	L	APP	GS	CG	SHO	CBO	SV	IP	H	R	ER	BB	SO	2B	3B	HR	BF	B/AVG	WP	HBP	BK	SFA	SHA
2025	--	--	--	--	--	--	--	--	--	--	--	--	--	--	--	--	--	--	--	--	--	--	--	--	--
<b>TOTAL</b>	<b>--</b>	<b>--</b>	<b>--</b>	<b>--</b>	<b>--</b>	<b>--</b>	<b>--</b>	<b>--</b>	<b>--</b>	<b>--</b>	<b>--</b>	<b>--</b>	<b>--</b>	<b>--</b>	<b>--</b>	<b>--</b>	<b>--</b>	<b>--</b>	<b>--</b>	<b>--</b>	<b>--</b>	<b>--</b>	<b>--</b>	<b>--</b>	<b>--</b>

SEASON HIGHS

Category	Highs	Opponent (last time)	Date
IP	--	--	--
H	--	--	--
R	--	--	--
ER	--	--	--
BB	--	--	--
K	--	--	--

CAREER HIGHS

Category	Highs	Opponent (last time)	Date
IP	--	--	--
H	--	--	--
R	--	--	--
ER	--	--	--
BB	--	--	--
K	--	--	--

KEEPING TRACK (STARTS)

	2025	CAREER
6.0+ IP	0	0
3+ K	0	0
In 5+ IP...		
Walked None	0	0
Allowed 0 Runs	0	0
Allowed 2 or Fewer Runs	0	0
Allowed 0 Hits	0	0

KEEPING TRACK (RELIEF)

	2025	CAREER
2.0+ IP	0	0
3+ K	0	0
In 2+ IP...		
Walked None	0	0
Allowed 0 Runs	0	0
Allowed 2 or Fewer Runs	0	0
Allowed 0 Hits	0	0

LAST TIME

Last Win	--
Last Loss	--
Last Save	--
Last Appearance	--
Last Start	--
Last Relief	--



# JACOB FROST

**LEFT-HANDED PITCHER**

YR **SR** HT **6-2** WT **220** B/T **L/L**

HOMETOWN **ST. LOUIS, MO.**  
 PREV SCHOOL **WABASH VALLEY COLLEGE**

**45**

**SEASON STATS**

W-L	ERA	G-GS	SV	IP	BB	SO	WHIP
0-0	3.37	2-0	0	2.2	4	4	1.88

SV/OPP	IRS/IR	BB/9	K/9	K/BB
0	3/1	13.5	13.5	1.0

**NOTES**

- CSC Academic All-District Team (2024)
- Big 12 Co-Newcomer of the Week (March 11)
- Attended Oakville High School in the Great Rivers Area Conference
- Born May 14, 2003 ...

**SEASON HIGHS**

Category	Highs	Opponent (last time)	Date
IP	2.1	vs. Washington	2/14/25
H	1	vs. Washington	2/14/25
R	1	(2x) vs. Washington	2/14/25
ER	1	vs. St. Joseph's	2/16/25
BB	3	vs. St. Joseph's	2/16/25
K	3	vs. Washington	2/14/25

**CAREER HIGHS**

Category	Highs	Opponent (last time)	Date
IP	5.2	UMASS LOWELL	3/2/24
H	8	MISSOURI STATE	3/16/24
R	7	TEXAS	3/29/24
ER	6	(2x) TEXAS	3/29/24
BB	5	at Houston	3/23/24
K	5	(2x) at #25 UCF	4/5/24

**KEEPING TRACK (STARTS)**

	2024	2025	CAREER
6.0+ IP	1	0	1
6+ K	0	0	0
In 5+ IP...			
Walked None	0	0	0
Allowed 0 Runs	1	0	1
Allowed 2 or Fewer Runs	3	0	3
Allowed 0 Hits	1	0	1

**KEEPING TRACK (RELIEF)**

	2024	2025	CAREER
2.0+ IP	3	1	3
3+ K	2	1	2
In 2+ IP...			
Walked None	0	0	0
Allowed 0 Runs	0	0	0
Allowed 2 or Fewer Runs	1	1	1
Allowed 0 Hits	0	0	0

**LAST TIME**

Last Win	4/10/24, WICHITA STATE (W, 6-3)
Last Loss	4/5/24, at #25 UCF (L, 4-7)
Last Save	--
Last Appearance	2/16/25, vs. St. Joseph's (W, 12-7)
Last Start	5/18/24, BYU (L, 8-12)
Last Relief	2/16/25, vs. St. Joseph's (W, 12-7)

**CAREER STATS**

YEAR	ERA	W	L	APP	GS	CG	SHO	CBO	SV	IP	H	R	ER	BB	SO	2B	3B	HR	BF	B/AVG	WP	HBP	BK	SFA	SHA
2024	7.49	3	1	14	8	0	0	1	0	45.2	52	45	38	23	40	13	0	9	217	.283	5	6	0	0	4
2025	3.37	0	0	2	0	0	0	0	0	2.2	1	2	1	4	4	0	0	0	14	.100	0	0	0	0	0
<b>TOTAL</b>	<b>7.26</b>	<b>3</b>	<b>1</b>	<b>16</b>	<b>8</b>	<b>0</b>	<b>0</b>	<b>0</b>	<b>0</b>	<b>48.1</b>	<b>53</b>	<b>47</b>	<b>39</b>	<b>27</b>	<b>44</b>	<b>13</b>	<b>0</b>	<b>9</b>	<b>231</b>	<b>.273</b>	<b>5</b>	<b>6</b>	<b>0</b>	<b>0</b>	<b>4</b>



# LINCOLN SHEFFIELD

**LEFT-HANDED PITCHER**

YR **JR** HT **6-1** WT **225** B/T **L/L**

HOMETOWN **FLOWOOD, MISS.**  
 PREV SCHOOL **HINDS CC**

**47**

**SEASON STATS**

W-L	ERA	G-GS	SV	IP	BB	SO	WHIP
0-1	5.40	1-1	0	5.0	0	6	2.00

SV/OPP	IRS/IR	BB/9	K/9	K/BB
0	0	0	10.8	6.0

**NOTES**

- Graduated for Hartfield Academy in 2022.
- Born October 16, 2003

**SEASON HIGHS**

Category	Highs	Opponent (last time)	Date
IP	5.0	at Coastal Carolina	2/17/25
H	10	at Coastal Carolina	2/17/25
R	3	at Coastal Carolina	2/17/25
ER	3	at Coastal Carolina	2/17/25
BB	--	--	--
K	6	at Coastal Carolina	2/17/25

**CAREER HIGHS**

Category	Highs	Opponent (last time)	Date
IP	5.0	at Coastal Carolina	2/17/25
H	10	at Coastal Carolina	2/17/25
R	3	at Coastal Carolina	2/17/25
ER	3	at Coastal Carolina	2/17/25
BB	--	--	--
K	6	at Coastal Carolina	2/17/25

**KEEPING TRACK (STARTS)**

	2025	CAREER
6.0+ IP	0	0
6+ K	1	1
In 5+ IP...		
Walked None	1	1
Allowed 0 Runs	0	0
Allowed 2 or Fewer Runs	0	0
Allowed 0 Hits	0	0

**KEEPING TRACK (RELIEF)**

	2025	CAREER
2.0+ IP	0	0
3+ K	0	0
In 2+ IP...		
Walked None	0	0
Allowed 0 Runs	0	0
Allowed 2 or Fewer Runs	0	0
Allowed 0 Hits	0	0

**LAST TIME**

Last Win	--
Last Loss	--
Last Save	--
Last Appearance	2/17/25, at Coastal Carolina (L, 2-9)
Last Start	--
Last Relief	2/17/25, at Coastal Carolina (L, 2-9)

**CAREER STATS**

YEAR	ERA	W	L	APP	GS	CG	SHO	CBO	SV	IP	H	R	ER	BB	SO	2B	3B	HR	BF	B/AVG	WP	HBP	BK	SFA	SHA
2025	5.40	0	1	1	1	0	0	0	0	5.0	10	3	3	0	6	2	0	0	25	.435	0	0	0	1	1
<b>TOTAL</b>	<b>5.40</b>	<b>0</b>	<b>1</b>	<b>1</b>	<b>1</b>	<b>0</b>	<b>0</b>	<b>0</b>	<b>0</b>	<b>5.0</b>	<b>10</b>	<b>3</b>	<b>3</b>	<b>0</b>	<b>6</b>	<b>2</b>	<b>0</b>	<b>0</b>	<b>25</b>	<b>.435</b>	<b>0</b>	<b>0</b>	<b>0</b>	<b>1</b>	<b>1</b>



# TANNER DUKE

**RIGHT-HANDED PITCHER**

YR **R-SO** HT **6-2** WT **180** B/T **R/R**

HOMETOWN **LADERA RANCH, CALIF.**  
PREV SCHOOL **BAYLOR**

## SEASON STATS

W-L	ERA	G-GS	SV	IP	BB	SO	WHIP
0-0	15.00	1-0	0	3.0	1	5	2.00
SV/OPP	IRS/IR	BB/9	K/9	K/BB			
0	5/2	3.0	15.0	5.0			

- NOTES**
- Lettered at San Juan Hills High School in Ladera Ranch, Calif.
  - Born October 10, 2003.

## CAREER STATS

YEAR	ERA	W	L	APP	GS	CG	SHO	CBO	SV	IP	H	R	ER	BB	SO	2B	3B	HR	BF	B/AVG	WP	HBP	BK	SFA	SHA
2025	15.00	0	0	2	0	0	0	0	0	3.0	3	5	5	1	5	0	0	2	15	.250	0	2	1	0	0
<b>TOTAL</b>	<b>15.00</b>	<b>0</b>	<b>0</b>	<b>2</b>	<b>0</b>	<b>0</b>	<b>0</b>	<b>0</b>	<b>0</b>	<b>3.0</b>	<b>3</b>	<b>5</b>	<b>5</b>	<b>1</b>	<b>5</b>	<b>0</b>	<b>0</b>	<b>2</b>	<b>15</b>	<b>.250</b>	<b>0</b>	<b>2</b>	<b>1</b>	<b>0</b>	<b>0</b>

## SEASON HIGHS

Category	Highs	Opponent (last time)	Date
IP	3.0	vs. Washington	2/14/25
H	2	vs. Washington	2/14/25
R	3	at Coastal Carolina	2/17/25
ER	3	at Coastal Carolina	2/17/25
BB	1	at Coastal Carolina	2/17/25
K	5	vs. Washington	2/14/25

## CAREER HIGHS

Category	Highs	Opponent (last time)	Date
IP	3.0	vs. Washington	2/14/25
H	2	vs. Washington	2/14/25
R	3	at Coastal Carolina	2/17/25
ER	3	at Coastal Carolina	2/17/25
BB	1	at Coastal Carolina	2/17/25
K	5	vs. Washington	2/14/25

## KEEPING TRACK (STARTS)

	2025	CAREER
6.0+ IP	0	0
3+ K	0	0
In 5+ IP..		
Walked None	0	0
Allowed 0 Runs	0	0
Allowed 2 or Fewer Runs	0	0
Allowed 0 Hits	0	0

## KEEPING TRACK (RELIEF)

	2025	CAREER
2.0+ IP	1	1
3+ K	1	1
In 2+ IP..		
Walked None	1	1
Allowed 0 Runs	0	0
Allowed 2 or Fewer Runs	1	1
Allowed 0 Hits	0	0

## LAST TIME

Last Win	--
Last Loss	--
Last Save	--
Last Appearance	2/17/25, at Coastal Carolina (L, 2-9)
Last Start	--
Last Relief	2/17/25, at Coastal Carolina (L, 2-9)



# SCOTT REINGUETTE

**RIGHT-HANDED PITCHER**

YR **JR** HT **5-10** WT **180** B/T **R/R**

HOMETOWN **SUDBURY, ONTARIO, CANADA**  
PREV SCHOOL **CLOUD COUNTY CC**

## SEASON STATS

W-L	ERA	G-GS	SV	IP	BB	SO	WHIP
0	0	0	0	0	0	0	0.0
SV/OPP	IRS/IR	BB/9	K/9	K/BB			
0	0	0	0	0			

- NOTES**
- Graduated from St. Charles College in 2022 in Sudbury, Canada.
  - Born March 10, 2004

## SEASON HIGHS

Category	Highs	Opponent (last time)	Date
IP	--	--	--
H	--	--	--
R	--	--	--
ER	--	--	--
BB	--	--	--
K	--	--	--

## CAREER HIGHS

Category	Highs	Opponent (last time)	Date
IP	--	--	--
H	--	--	--
R	--	--	--
ER	--	--	--
BB	--	--	--
K	--	--	--

## KEEPING TRACK (STARTS)

	2025	CAREER
6.0+ IP	0	0
3+ K	0	0
In 5+ IP..		
Walked None	0	0
Allowed 0 Runs	0	0
Allowed 2 or Fewer Runs	0	0
Allowed 0 Hits	0	0

## KEEPING TRACK (RELIEF)

	2025	CAREER
2.0+ IP	0	0
3+ K	0	0
In 2+ IP..		
Walked None	0	0
Allowed 0 Runs	0	0
Allowed 2 or Fewer Runs	0	0
Allowed 0 Hits	0	0

## LAST TIME

Last Win	--
Last Loss	--
Last Save	--
Last Appearance	--
Last Start	--
Last Relief	--

## CAREER STATS

YEAR	ERA	W	L	APP	GS	CG	SHO	CBO	SV	IP	H	R	ER	BB	SO	2B	3B	HR	BF	B/AVG	WP	HBP	BK	SFA	SHA
2025	--	--	--	--	--	--	--	--	--	--	--	--	--	--	--	--	--	--	--	--	--	--	--	--	--
<b>TOTAL</b>	<b>--</b>	<b>--</b>	<b>--</b>	<b>--</b>	<b>--</b>	<b>--</b>	<b>--</b>	<b>--</b>	<b>--</b>	<b>--</b>	<b>--</b>	<b>--</b>	<b>--</b>	<b>--</b>	<b>--</b>	<b>--</b>	<b>--</b>	<b>--</b>	<b>--</b>	<b>--</b>	<b>--</b>	<b>--</b>	<b>--</b>	<b>--</b>	<b>--</b>



# JJ SLACK

## LEFT-HANDED PITCHER

YR **GR** HT **5-10** WT **185** B/T **R/L**

HOMETOWN  
**LIBERTY, TEXAS**  
PREV SCHOOL  
**SOUTHWESTERN**

### SEASON STATS

W-L	ERA	G-GS	SV	IP	BB	SO	WHIP
0-1	15.43	2-1	0	2.1	2	5	4.71

SV/OPP	IRS/IR	BB/9	K/9	K/BB
0	2/2	7.7	19.3	2.5

#### NOTES

- Spent four seasons at Southwestern with 34 appearances and 12 starts ...
- Went 8-7 with a save for a 4.67 ERA (55 ER, 106.0 IP) and 151 strikeouts and 77 walks ...
- Had a 1.47 WHIP with a 12.82 strikeout-to-walk ratio ...
- Struck out a career-high nine vs. Austin College (April 24, 2021) ...
- Tossed a career-high 7.0 innings against Texas Lutheran (May 7, 2021).
- Born May 15, 2001

### CAREER STATS

YEAR	ERA	W	L	APP	GS	CG	SHO	CBO	SV	IP	H	R	ER	BB	SO	2B	3B	HR	BF	B/AVG	WP	HBP	BK	SFA	SHA
2024	4.26	2	1	15	0	0	0	0	0	25.1	24	13	12	13	28	4	1	2	111	.255	1	2	0	0	2
2025	15.43	0	1	2	1	0	0	0	0	2.1	5	5	4	2	5	2	0	0	18	.417	1	4	0	0	0
<b>TOTAL</b>	<b>5.20</b>	<b>2</b>	<b>2</b>	<b>17</b>	<b>1</b>	<b>0</b>	<b>0</b>	<b>0</b>	<b>0</b>	<b>27.2</b>	<b>29</b>	<b>18</b>	<b>16</b>	<b>15</b>	<b>33</b>	<b>6</b>	<b>1</b>	<b>2</b>	<b>129</b>	<b>.274</b>	<b>2</b>	<b>6</b>	<b>0</b>	<b>0</b>	<b>2</b>

### SEASON HIGHS

Category	Highs	Opponent (last time)	Date
IP	1.1	at Coastal Carolina	2/15/25
H	3	at Coastal Carolina	2/15/25
R	4	at Coastal Carolina	2/15/25
ER	3	at Coastal Carolina	2/15/25
BB	1	at Coastal Carolina	2/15/25
K	3	at Coastal Carolina	2/15/25

### CAREER HIGHS

Category	Highs	Opponent (last time)	Date
IP	4.0	WICHITA STATE	4/10/24
H	4	at Northeastern	4/17/24
R	4	(2x) at Coastal Carolina	2/15/25
ER	4	BYU	5/18/24
BB	3	(2x) OMAHA	4/23/24
K	5	#15 OKLAHOMA STATE	4/20/24

### KEEPING TRACK (STARTS)

	2024	2025	CAREER
6.0+ IP	0	0	0
6+ K	0	0	0
In 5+ IP...			
Walked None	0	0	0
Allowed 0 Runs	0	0	0
Allowed 2 or Fewer Runs	0	0	0
Allowed 0 Hits	0	0	0

### KEEPING TRACK (RELIEF)

	2024	2025	CAREER
2.0+ IP	8	0	8
3+ K	5	0	5
In 2+ IP...			
Walked None	3	0	3
Allowed 0 Runs	4	0	4
Allowed 2 or Fewer Runs	8	0	8
Allowed 0 Hits	2	0	2

### LAST TIME

Last Win	5/16/24, BYU (W, 2-1)
Last Loss	2/15/25, at Coastal Carolina (L, 3-8)
Last Save	--
Last Appearance	2/17/25, at Coastal Carolina (L, 2-9)
Last Start	2/15/25, at Coastal Carolina (L, 3-8)
Last Relief	2/17/25, at Coastal Carolina (L, 2-9)



# DEE KENNEDY

**INFIELDER**

YR **SO** HT **5-11** WT **180** B/T **R/R**

HOMETOWN **FORT WORTH, TEXAS**  
PREV SCHOOL **TEXAS**

**SEASON STATS**

AVG/OBP/SLG	AB	R	H	HR	RBI	BB
.286/.381/.375	21	5	6	0	3	3

SB-ATT	W/RISP	W/2 OUTS	2-OUT RBI
1-2	2-6 (.333)	1-6 (.167)	2

**NOTES**  
• All-State infielder for head coach James Vilade at Prestonwood Christian.

**CAREER STATS**

YEAR	AVG	GP	GS	AB	R	H	2B	3B	HR	RBI	TB	SLG%	BB	HBP	SO	GDP	OB%	SF	SH	SB	ATT	PO	A	E	FLD%
2025	.286	5	5	21	5	6	2	0	0	3	8	.381	3	0	7	1	.375	0	0	1	2	3	8	3	.786
<b>TOTAL</b>	<b>.286</b>	<b>5</b>	<b>5</b>	<b>21</b>	<b>5</b>	<b>6</b>	<b>2</b>	<b>0</b>	<b>0</b>	<b>3</b>	<b>8</b>	<b>.381</b>	<b>3</b>	<b>0</b>	<b>7</b>	<b>1</b>	<b>.375</b>	<b>0</b>	<b>0</b>	<b>1</b>	<b>2</b>	<b>3</b>	<b>8</b>	<b>3</b>	<b>.786</b>



# CADYN KARL

**OUTFIELDER**

YR **R-SO** HT **6-2** WT **195** B/T **R/R**

HOMETOWN **EDMOND, OKLA.**  
PREV SCHOOL **JONES HS**

**SEASON STATS**

AVG/OBP/SLG	AB	R	H	HR	RBI	BB
.500/.500/.500	2	1	1	0	0	0

SB-ATT	W/RISP	W/2 OUTS	2-OUT RBI
0-0	0-0 (.000)	0-0 (.000)	0

**NOTES**  
• Graduated from Jones High School in Edmond, Oklahoma in 2022.  
• Born August 24, 2003.

**CAREER STATS**

YEAR	AVG	GP	GS	AB	R	H	2B	3B	HR	RBI	TB	SLG%	BB	HBP	SO	GDP	OB%	SF	SH	SB	ATT	PO	A	E	FLD%		
2023	REDSHIRT																										
2024	.083	17	1	12	1	1	0	0	0	0	1	.083	2	0	7	0	.214	0	0	1	2	3	0	0	1.000		
2025	.500	3	0	2	1	1	0	0	0	0	1	.500	0	0	0	0	.500	0	0	0	0	0	0	0	.000		
<b>TOTAL</b>	<b>.143</b>	<b>20</b>	<b>1</b>	<b>14</b>	<b>2</b>	<b>2</b>	<b>0</b>	<b>0</b>	<b>0</b>	<b>0</b>	<b>2</b>	<b>.143</b>	<b>2</b>	<b>0</b>	<b>7</b>	<b>0</b>	<b>.250</b>	<b>0</b>	<b>0</b>	<b>1</b>	<b>2</b>	<b>3</b>	<b>0</b>	<b>0</b>	<b>1.000</b>		

**SEASON HIGHS**

Category	Highs	Opponent (last time)	Date
H	1	vs. St. Joseph's	2/16/25
RBI	--	--	--
HR	--	--	--
SB	--	--	--
BB	--	--	--
R	1	vs. St. Joseph's	2/16/25

**CAREER HIGHS**

Category	Highs	Opponent (last time)	Date
H	1	(2x) vs. St. Joseph's	2/16/25
RBI	--	--	--
HR	--	--	--
SB	1	vs. TCU	5/23/24
BB	1	(2x) SOUTH DAKOTA STATE	3/13/24
R	1	(2x) vs. St. Joseph's	2/16/25

**KEEPING TRACK**

	2024	2025	CAREER
Multi-Hit Games	0	0	0
4+-Hit Games	0	0	0
Multi-RBI Games	0	0	0
Multi-HR Games	0	0	0
Multi-Stolen Base Games	0	0	0

**LAST 5 GAMES:**  
1-for-2 (.500)  
**LAST 10 GAMES:**  
--  
**CURRENT HITTING STREAK:**  
--  
**CURRENT ON-BASE STREAK:**  
--



# BEAR MADLIAK

CATCHER

YR R-JR HT 5-10 WT 210 B/T R/R

HOMETOWN CAROLLTON, GA.  
PREV SCHOOL JACKSONVILLE STATE

SEASON HIGHS			
Category	Highs	Opponent (last time)	Date
H	1	vs. St. Joseph's	2/16/25
RBI	--	--	--
HR	--	--	--
SB	--	--	--
BB	2	vs. St. Joseph's	2/16/25
R	--	--	--

CAREER HIGHS			
Category	Highs	Opponent (last time)	Date
H	1	vs. St. Joseph's	2/16/25
RBI	--	--	--
HR	--	--	--
SB	--	--	--
BB	2	vs. St. Joseph's	2/16/25
R	--	--	--

KEEPING TRACK		
	2025	CAREER
Multi-Hit Games	0	0
4+-Hit Games	0	0
Multi-RBI Games	0	0
Multi-HR Games	0	0
Multi-Stolen Base Games	0	0

**LAST 5 GAMES:**  
0-0  
**LAST 10 GAMES:**  
0-0  
**CURRENT HITTING STREAK:**  
--  
**CURRENT ON-BASE STREAK:**  
--

SEASON STATS

AVG/OBP/SLG	AB	R	H	HR	RBI	BB
.083/.083/.214	12	0	1	0	0	2

SB-ATT	W/RISP	W/2 OUTS	2-OUT RBI
0-0	0-4 (.000)	0-6 (.000)	0

- NOTES**
- A graduate of Carrollton HS
  - Born Oct. 9, 2002

CAREER STATS

YEAR	AVG	GP	GS	AB	R	H	2B	3B	HR	RBI	TB	SLG%	BB	HBP	SO	GDP	OB%	SF	SH	SB	ATT	PO	A	E	FLD%
2025	.083	4	3	12	0	1	0	0	0	0	1	.083	2	0	3	1	.214	0	0	0	0	28	1	1	.967
<b>TOTAL</b>	<b>.083</b>	<b>4</b>	<b>3</b>	<b>12</b>	<b>0</b>	<b>1</b>	<b>0</b>	<b>0</b>	<b>0</b>	<b>0</b>	<b>1</b>	<b>.083</b>	<b>2</b>	<b>0</b>	<b>3</b>	<b>1</b>	<b>.214</b>	<b>0</b>	<b>0</b>	<b>0</b>	<b>0</b>	<b>28</b>	<b>1</b>	<b>1</b>	<b>.967</b>



# SAM FLORES

INFIELDER

YR JR HT 6-1 WT 220 B/T L/R

HOMETOWN LUFKIN, TEXAS  
PREV SCHOOL MCLENNAN CC

SEASON HIGHS			
Category	Highs	Opponent (last time)	Date
H	--	--	--
RBI	--	--	--
HR	--	--	--
SB	--	--	--
BB	--	--	--
R	--	--	--

CAREER HIGHS			
Category	Highs	Opponent (last time)	Date
H	--	--	--
RBI	--	--	--
HR	--	--	--
SB	--	--	--
BB	--	--	--
R	--	--	--

KEEPING TRACK		
	2025	CAREER
Multi-Hit Games	0	0
4+-Hit Games	0	0
Multi-RBI Games	0	0
Multi-HR Games	0	0
Multi-Stolen Base Games	0	0

**LAST 5 GAMES:**  
0-0  
**LAST 10 GAMES:**  
0-0  
**CURRENT HITTING STREAK:**  
--  
**CURRENT ON-BASE STREAK:**  
--

SEASON STATS

AVG/OBP/SLG	AB	R	H	HR	RBI	BB
.000/.000/.000	6	0	0	0	0	0

SB-ATT	W/RISP	W/2 OUTS	2-OUT RBI
0-0	0-2 (.000)	0-3 (.000)	0

- NOTES**
- Graduated from Lufkin High School in 2022.
  - Born September 18, 2003

CAREER STATS

YEAR	AVG	GP	GS	AB	R	H	2B	3B	HR	RBI	TB	SLG%	BB	HBP	SO	GDP	OB%	SF	SH	SB	ATT	PO	A	E	FLD%
2025	.000	3	1	6	0	0	0	0	0	0	0	.000	0	0	3	0	.000	0	0	0	0	1	0	0	1.000
<b>TOTAL</b>	<b>.000</b>	<b>3</b>	<b>1</b>	<b>6</b>	<b>0</b>	<b>0</b>	<b>0</b>	<b>0</b>	<b>0</b>	<b>0</b>	<b>0</b>	<b>.000</b>	<b>0</b>	<b>0</b>	<b>3</b>	<b>0</b>	<b>.000</b>	<b>0</b>	<b>0</b>	<b>0</b>	<b>0</b>	<b>1</b>	<b>0</b>	<b>0</b>	<b>1.000</b>



# SHINTARO INOUE

## INFIELDER

YR **JR** HT **5-8** WT **190** B/T **L/R**

HOMETOWN  
**YAMAGUCHI, JAPAN**  
PREV SCHOOL  
**WESTERN CC**

### SEASON STATS

AVG/OBP/SLG	AB	R	H	HR	RBI	BB
.250/.294/.250	16	1	4	0	2	1

SB-ATT	W/RISP	W/2 OUTS	2-OUT RBI
0-1	2-9 (.222)	2-5 (.400)	1

### NOTES

.

### SEASON HIGHS

Category	Highs	Opponent (last time)	Date
H	2	vs. St. Joseph's	2/16/25
RBI	1	(2x) at #6 North Carolina	2/18/25
HR	--	--	--
SB	--	--	--
BB	1	at Coastal Carolina	2/17/25
R	1	vs. St. Joseph's	2/16/25

### CAREER HIGHS

Category	Highs	Opponent (last time)	Date
H	2	vs. St. Joseph's	2/16/25
RBI	1	(2x) at #6 North Carolina	2/18/25
HR	--	--	--
SB	--	--	--
BB	1	at Coastal Carolina	2/17/25
R	1	vs. St. Joseph's	2/16/25

### KEEPING TRACK

	2025	CAREER
Multi-Hit Games	1	1
4+-Hit Games	0	0
Multi-RBI Games	0	0
Multi-HR Games	0	0
Multi-Stolen Base Games	0	0

### LAST 5 GAMES:

4-for-16 (.250)

### LAST 10 GAMES:

0-0

### CURRENT HITTING STREAK:

1

### CURRENT ON-BASE STREAK:

3

### CAREER STATS

YEAR	AVG	GP	GS	AB	R	H	2B	3B	HR	RBI	TB	SLG%	BB	HBP	SO	GDP	OB%	SF	SH	SB	ATT	PO	A	E	FLD%
2025	.250	5	4	16	1	4	0	0	0	2	4	.250	1	0	2	0	.294	0	0	0	1	5	12	0	1.000
TOTAL	.250	5	4	16	1	4	0	0	0	2	4	.250	1	0	2	0	.294	0	0	0	1	5	12	0	1.000



# AJ EVASCO

## INFIELDER

YR **FR** HT **6-6** WT **220** B/T **L/R**

HOMETOWN  
**LINCOLN, NEB**  
PREV SCHOOL  
**LINCOLN EAST HS**

### SEASON STATS

AVG/OBP/SLG	AB	R	H	HR	RBI	BB
.556/.636/.889	9	1	5	0	1	2

SB-ATT	W/RISP	W/2 OUTS	2-OUT RBI
0-1	1-2 (.500)	2-3 (.667)	0

### NOTES

- Graduated from Lincoln East High School in 2024.
- Born on July 21, 2005, in Columbus, Nebraska

### SEASON HIGHS

Category	Highs	Opponent (last time)	Date
H	2	at Coastal Carolina	2/15/25
RBI	1	vs. Washington	2/14/25
HR	--	--	--
SB	--	--	--
BB	2	at Coastal Carolina	2/15/25
R	1	vs. St. Joseph's	2/16/25

### CAREER HIGHS

Category	Highs	Opponent (last time)	Date
H	2	at Coastal Carolina	2/15/25
RBI	1	vs. Washington	2/14/25
HR	--	--	--
SB	--	--	--
BB	2	at Coastal Carolina	2/15/25
R	1	vs. St. Joseph's	2/16/25

### KEEPING TRACK

	2025	CAREER
Multi-Hit Games	1	1
4+-Hit Games	0	0
Multi-RBI Games	0	0
Multi-HR Games	0	0
Multi-Stolen Base Games	0	0

### LAST 5 GAMES:

5-for-9 (.556)

### LAST 10 GAMES:

0-0

### CURRENT HITTING STREAK:

--

### CURRENT ON-BASE STREAK:

--

### CAREER STATS

YEAR	AVG	GP	GS	AB	R	H	2B	3B	HR	RBI	TB	SLG%	BB	HBP	SO	GDP	OB%	SF	SH	SB	ATT	PO	A	E	FLD%
2025	.556	5	2	9	1	5	3	0	0	1	8	.889	2	0	3	0	.636	0	0	0	1	0	0	0	.000
TOTAL	.556	5	2	9	1	5	3	0	0	1	8	.889	2	0	3	0	.636	0	0	0	1	0	0	0	.000





# NICK ENGLISH

CATCHER/OUTFIELDER

YR **SO** HT **5-11** WT **195** B/T **R/R**

HOMETOWN **OLATHE, KAN.**  
PREV SCHOOL **OLATHE SOUTH HS**

8

**SEASON STATS**

AVG/OBP/SLG	AB	R	H	HR	RBI	BB
.235/.350/.412	17	5	4	1	4	2

SB-ATT	W/RISP	W/2 OUTS	2-OUT RBI
1-1	2-7 (.286)	2-10 (.200)	2

**NOTES**

.

**SEASON HIGHS**

Category	Highs	Opponent (last time)	Date
H	2	vs. St. Joseph's	2/16/25
RBI	3	vs. St. Joseph's	2/16/25
HR	1	vs. St. Joseph's	2/16/25
SB	1	vs. St. Joseph's	2/16/25
BB	1	at #6 North Carolina	2/18/25
R	2	vs. st. Joseph's	2/16/25

**CAREER HIGHS**

Category	Highs	Opponent (last time)	Date
H	3	(3x) at TCU	4/27/24
RBI	5	UMASS LOWELL	3/2/24
HR	1	(3x) at #5 Arkansas	6/1/24
SB	1	(9x) vs. KU	5/21/24
BB	3	HOLY CROSS	2/24/24
R	3	(2x) at TCU	4/27/24

**KEEPING TRACK**

	2024	2025	CAREER
Multi-Hit Games	13	1	14
4+-Hit Games	0	0	0
Multi-RBI Games	7	1	8
Multi-HR Games	0	0	0
Multi-Stolen Base Games	0	0	0

**LAST 5 GAMES:**

4-for-17 (.235)

**LAST 10 GAMES:**

--

**CURRENT HITTING STREAK:**

1

**CURRENT ON-BASE STREAK:**

4

**CAREER STATS**

YEAR	AVG	GP	GS	AB	R	H	2B	3B	HR	RBI	TB	SLG%	BB	HBP	SO	GDP	OB%	SF	SH	SB	ATT	PO	A	E	FLD%
2024	.249	58	57	217	32	54	17	0	3	37	80	.369	28	4	52	2	.340	4	1	11	12	75	0	3	.962
2025	.235	5	5	17	5	4	0	0	1	4	7	.412	2	1	3	0	.350	0	0	1	1	4	1	0	1.000
<b>TOTAL</b>	<b>.248</b>	<b>63</b>	<b>62</b>	<b>234</b>	<b>37</b>	<b>58</b>	<b>17</b>	<b>0</b>	<b>4</b>	<b>41</b>	<b>87</b>	<b>.372</b>	<b>30</b>	<b>5</b>	<b>55</b>	<b>2</b>	<b>.341</b>	<b>4</b>	<b>1</b>	<b>12</b>	<b>13</b>	<b>79</b>	<b>1</b>	<b>3</b>	<b>.964</b>



# DONTE LEWIS

UTILITY

YR **FR** HT **6-0** WT **185** B/T **R/R**

HOMETOWN **PEARLAND, TEXAS**  
PREV SCHOOL **ST. THOMAS HS**

9

**SEASON STATS**

AVG/OBP/SLG	AB	R	H	HR	RBI	BB
.500/.800/.500	2	1	1	0	0	3

SB-ATT	W/RISP	W/2 OUTS	2-OUT RBI
0-0	0-0 (.000)	2-3 (.667)	0

**NOTES**

- Four-time letterwinner at St. Thomas High School and graduated in 2024.
- Born March 8, 2006

**SEASON HIGHS**

Category	Highs	Opponent (last time)	Date
H	1	at #6 North Carolina	2/18/25
RBI	--	--	--
HR	--	--	--
SB	--	--	--
BB	2	at #6 North Carolina	2/18/25
R	1	at #6 North Carolina	2/18/25

**CAREER HIGHS**

Category	Highs	Opponent (last time)	Date
H	1	at #6 North Carolina	2/18/25
RBI	--	--	--
HR	--	--	--
SB	--	--	--
BB	2	at #6 North Carolina	2/18/25
R	1	at #6 North Carolina	2/18/25

**KEEPING TRACK**

	2025	CAREER
Multi-Hit Games	0	0
4+-Hit Games	0	0
Multi-RBI Games	0	0
Multi-HR Games	0	0
Multi-Stolen Base Games	0	0

**LAST 5 GAMES:**

1-for-2 (.500)

**LAST 10 GAMES:**

0-0

**CURRENT HITTING STREAK:**

1

**CURRENT ON-BASE STREAK:**

2

**CAREER STATS**

YEAR	AVG	GP	GS	AB	R	H	2B	3B	HR	RBI	TB	SLG%	BB	HBP	SO	GDP	OB%	SF	SH	SB	ATT	PO	A	E	FLD%
2025	.500	3	1	2	1	1	0	0	0	0	1	.500	3	0	0	0	.800	0	0	0	0	0	0	0	.000
<b>TOTAL</b>	<b>.500</b>	<b>3</b>	<b>1</b>	<b>2</b>	<b>1</b>	<b>1</b>	<b>0</b>	<b>0</b>	<b>0</b>	<b>0</b>	<b>1</b>	<b>.500</b>	<b>3</b>	<b>0</b>	<b>0</b>	<b>0</b>	<b>.800</b>	<b>0</b>	<b>0</b>	<b>0</b>	<b>0</b>	<b>0</b>	<b>0</b>	<b>0</b>	<b>.000</b>



# CAYDEN PHILLIPS

## CATCHER

YR **SR** HT **6-3** WT **210** B/T **R/R**

HOMETOWN **AMARILLO, TEXAS**  
PREV SCHOOL **AMARILLO HS**

### SEASON STATS

AVG/OBP/SLG	AB	R	H	HR	RBI	BB
.000/.167/.000	5	0	0	0	0	1

SB-ATT	W/RISP	W/2 OUTS	2-OUT RBI
0-0	0-1 (.000)	0-0 (.000)	0

- NOTES**
- Graduated from Amarillo High School in 2021
  - Born on November 26, 2002 in Amarillo, Texas

### CAREER STATS

YEAR	AVG	GP	GS	AB	R	H	2B	3B	HR	RBI	TB	SLG%	BB	HBP	SO	GDP	OB%	SF	SH	SB	ATT	PO	A	E	FLD%
2022	.000	7	0	6	0	0	0	0	0	0	0	.000	1	1	6	0	.250	0	0	0	0	4	0	0	1.000
2023	.250	7	3	12	1	3	2	0	0	3	5	.417	0	1	3	0	.308	0	1	0	1	24	4	1	.966
2024	.216	28	10	51	2	11	3	0	1	11	17	.333	3	1	15	1	.268	1	1	0	0	66	3	1	.986
2025	.000	3	2	5	0	0	0	0	0	0	0	.000	1	0	3	1	.167	0	1	0	0	23	1	0	1.000
<b>TOTAL</b>	<b>.189</b>	<b>45</b>	<b>15</b>	<b>74</b>	<b>3</b>	<b>14</b>	<b>5</b>	<b>0</b>	<b>1</b>	<b>14</b>	<b>22</b>	<b>.297</b>	<b>5</b>	<b>3</b>	<b>27</b>	<b>2</b>	<b>.265</b>	<b>1</b>	<b>3</b>	<b>0</b>	<b>1</b>	<b>117</b>	<b>8</b>	<b>2</b>	<b>.984</b>

### SEASON HIGHS

Category	Highs	Opponent (last time)	Date
H	--	--	--
RBI	--	--	--
HR	--	--	--
SB	--	--	--
BB	1	vs. Washington	2/14/25
R	--	--	--

### CAREER HIGHS

Category	Highs	Opponent (last time)	Date
H	2	(2x) #15 OKLAHOMA STATE	4/19/24
RBI	3	UMASS LOWELL	3/2/24
HR	1	at #8 Tennessee	3/5/24
SB	--	--	--
BB	3	at Wichita State	3/19/24
R	1	(3x) at Oklahoma	4/14/24

### KEEPING TRACK

	2022	2023	2024	2025	CAREER
Multi-Hit Games	0	0	2	0	2
4+-Hit Games	0	0	0	0	0
Multi-RBI Games	0	1	2	0	3
Multi-HR Games	0	0	0	0	0
Multi-Stolen Base Games	0	0	0	0	0

**LAST 5 GAMES:**  
.000 (0-for5)

**LAST 10 GAMES:**  
--

**CURRENT HITTING STREAK:**  
--

**CURRENT ON-BASE STREAK:**  
--



# MAXIMUS MARTIN

## INFIELDER

YR **JR** HT **6-0** WT **190** B/T **R/R**

HOMETOWN **EDGEWATER PARK, N.J.**  
PREV SCHOOL **GEORGIA STATE**

### SEASON STATS

AVG/OBP/SLG	AB	R	H	HR	RBI	BB
.667/.750/1.333	6	3	4	1	3	2

SB-ATT	W/RISP	W/2 OUTS	2-OUT RBI
0-0	3-4 (.750)	2-2 (1.000)	2

- NOTES**
- Played one season at Rutgers (2023) and one at Georgia State (2024)
  - Four-year varsity player at Moorestown; graduated in 2022.
  - Born September 29, 2003

### CAREER STATS

YEAR	AVG	GP	GS	AB	R	H	2B	3B	HR	RBI	TB	SLG%	BB	HBP	SO	GDP	OB%	SF	SH	SB	ATT	PO	A	E	FLD%
2025	.667	3	2	6	3	4	1	0	1	3	8	1.333	2	0	1	1	.750	0	0	0	0	4	4	1	.889
<b>TOTAL</b>	<b>.667</b>	<b>3</b>	<b>2</b>	<b>6</b>	<b>3</b>	<b>4</b>	<b>1</b>	<b>0</b>	<b>1</b>	<b>3</b>	<b>8</b>	<b>1.333</b>	<b>2</b>	<b>0</b>	<b>1</b>	<b>1</b>	<b>.750</b>	<b>0</b>	<b>0</b>	<b>0</b>	<b>0</b>	<b>4</b>	<b>4</b>	<b>1</b>	<b>.889</b>

### SEASON HIGHS

Category	Highs	Opponent (last time)	Date
H	3	at #6 North Carolina	2/18/25
RBI	3	at #6 North Carolina	2/18/25
HR	1	at #6 North Carolina	2/18/25
SB	--	--	--
BB	2	at #6 North Carolina	2/18/25
R	3	at #6 North Carolina	2/18/25

### CAREER HIGHS

Category	Highs	Opponent (last time)	Date
H	3	at #6 North Carolina	2/18/25
RBI	3	at #6 North Carolina	2/18/25
HR	1	at #6 North Carolina	2/18/25
SB	--	--	--
BB	2	at #6 North Carolina	2/18/25
R	3	at #6 North Carolina	2/18/25

### KEEPING TRACK

	2025	CAREER
Multi-Hit Games	1	1
4+-Hit Games	0	0
Multi-RBI Games	1	1
Multi-HR Games	0	0
Multi-Stolen Base Games	0	0

**LAST 5 GAMES:**  
3-for-6 (.500)

**LAST 10 GAMES:**  
0-0

**CURRENT HITTING STREAK:**  
2

**CURRENT ON-BASE STREAK:**  
2



# MICAH DEAN

## UTILITY

YR R-FR HT 6-1 WT 190 B/T R/R

HOMETOWN YAMAGUCHI, JAPAN  
PREV SCHOOL WESTERN CC

14

### SEASON STATS

AVG/OBP/SLG	AB	R	H	HR	RBI	BB
.125/.300/.125	8	1	1	0	0	1

SB-ATT	W/RISP	W/2 OUTS	2-OUT RBI
0-0	0-2 (.000)	0-2 (.000)	0

#### NOTES

- Graduated from Foster High School in Richmond, Texas in 2023.
- Born December 12, 2004

### CAREER STATS

YEAR	AVG	GP	GS	AB	R	H	2B	3B	HR	RBI	TB	SLG%	BB	HBP	SO	GDP	OB%	SF	SH	SB	ATT	PO	A	E	FLD%			
2024	REDSHIRT																											
2025	.125	4	2	8	1	1	0	0	0	0	1	.125	1	1	3	0	.300	0	0	0	0	4	0	0	1.000			
<b>TOTAL</b>	<b>.125</b>	<b>4</b>	<b>2</b>	<b>8</b>	<b>1</b>	<b>1</b>	<b>0</b>	<b>0</b>	<b>0</b>	<b>0</b>	<b>1</b>	<b>.125</b>	<b>1</b>	<b>1</b>	<b>3</b>	<b>0</b>	<b>.300</b>	<b>0</b>	<b>0</b>	<b>0</b>	<b>0</b>	<b>4</b>	<b>0</b>	<b>0</b>	<b>1.000</b>			



# KYAN LODICE

## INFIELDER/OUTFIELDER

YR R-JR HT 6-2 WT 190 B/T R/R

HOMETOWN OMAHA, NEB.  
PREV SCHOOL MILLARD WEST HS

15

### SEASON STATS

AVG/OBP/SLG	AB	R	H	HR	RBI	BB
.308/.471/.385	13	2	4	0	1	2

SB-ATT	W/RISP	W/2 OUTS	2-OUT RBI
0-3	0-2 (.000)	0-1 (.000)	0

#### NOTES

- Graduated from Millard West High School in 2021.
- Born on June 24, 2003 in Colorado Springs, Colorado

### CAREER STATS

YEAR	AVG	GP	GS	AB	R	H	2B	3B	HR	RBI	TB	SLG%	BB	HBP	SO	GDP	OB%	SF	SH	SB	ATT	PO	A	E	FLD%			
2022	REDSHIRT																											
2023	.194	37	28	98	19	19	2	0	3	16	30	.306	18	0	44	2	.316	1	3	9	11	42	4	4	.920			
2024	.238	40	26	107	17	25	3	2	4	12	44	.419	15	45	45	2	.336	1	4	7	9	39	2	0	1.000			
2025	.308	4	3	13	2	4	1	0	0	1	5	.385	2	2	6	0	.471	0	0	0	3	8	0	0	1.000			
<b>TOTAL</b>	<b>.222</b>	<b>81</b>	<b>57</b>	<b>216</b>	<b>38</b>	<b>48</b>	<b>6</b>	<b>2</b>	<b>7</b>	<b>29</b>	<b>79</b>	<b>.366</b>	<b>35</b>	<b>3</b>	<b>95</b>	<b>4</b>	<b>.336</b>	<b>2</b>	<b>7</b>	<b>16</b>	<b>23</b>	<b>89</b>	<b>6</b>	<b>4</b>	<b>.960</b>			

### SEASON HIGHS

Category	Highs	Opponent (last time)	Date
H	2	vs. St. Joseph's	2/16/25
RBI	1	vs. St. Joseph's	2/16/25
HR	--	--	--
SB	--	--	--
BB	1	at #6 North Carolina	2/18/25
R	1	(2x) vs. St. Joseph's	2/16/25

### CAREER HIGHS

Category	Highs	Opponent (last time)	Date
H	3	SOUTH DAKOTA STATE	3/13/24
RBI	6	at Kansas	4/16/23
HR	1	(7x) at #18 Virginia	6/8/24
SB	2	(3x) at Missouri State	4/3/24
BB	3	at Missouri State	4/3/24
R	4	at Stephen F. Austin	2/19/23

### KEEPING TRACK

	2022	2023	2024	2025	CAREER
Multi-Hit Games	0	2	5	1	8
4+-Hit Games	0	0	0	0	0
Multi-RBI Games	0	2	3	0	5
Multi-HR Games	0	0	0	0	0
Multi-Stolen Base Games	0	2	1	0	2

#### LAST 5 GAMES:

4-for-13 (.308)

#### LAST 10 GAMES:

--

#### CURRENT HITTING STREAK:

--

#### CURRENT ON-BASE STREAK:

4



# KEEGAN O'CONNOR

**CATCHER**

YR **GR** HT **6-0** WT **215** B/T **R/R**

HOMETOWN **ANDOVER, MASS.**  
PREV SCHOOL **QUINNIPIAC**

**18**

**SEASON STATS**

AVG/OBP/SLG	AB	R	H	HR	RBI	BB
.125/.263/.125	16	2	2	0	4	1

SB-ATT	W/RISP	W/2 OUTS	2-OUT RBI
0-0	2-5 (.400)	1-4 (.250)	3

**NOTES**

- Graduated from Bishop Fenwick in 2020.
- Born July 9, 2000

**CAREER STATS**

YEAR	AVG	GP	GS	AB	R	H	2B	3B	HR	RBI	TB	SLG%	BB	HBP	SO	GDP	OB%	SF	SH	SB	ATT	PO	A	E	FLD%
2025	.125	5	5	16	2	2	0	0	0	4	2	.125	1	2	5	0	.263	0	0	0	0	8	0	0	1.000
<b>TOTAL</b>	<b>.125</b>	<b>5</b>	<b>5</b>	<b>16</b>	<b>2</b>	<b>2</b>	<b>0</b>	<b>0</b>	<b>0</b>	<b>4</b>	<b>2</b>	<b>.125</b>	<b>1</b>	<b>2</b>	<b>5</b>	<b>0</b>	<b>.263</b>	<b>0</b>	<b>0</b>	<b>0</b>	<b>0</b>	<b>8</b>	<b>0</b>	<b>0</b>	<b>1.000</b>

**SEASON HIGHS**

Category	Highs	Opponent (last time)	Date
H	1	(2x) at Coastal Carolina	2/15/25
RBI	2	at Coastal Carolina	2/15/25
HR	--	--	--
SB	--	--	--
BB	1	at #6 North Carolina	2/18/25
R	1	(2x) at #6 North Carolina	2/18/25

**CAREER HIGHS**

Category	Highs	Opponent (last time)	Date
H	1	(2x) at Coastal Carolina	2/15/25
RBI	2	at Coastal Carolina	2/15/25
HR	--	--	--
SB	--	--	--
BB	1	at #6 North Carolina	2/18/25
R	1	(2x) at #6 North Carolina	2/18/25

**KEEPING TRACK**

	2025	CAREER
Multi-Hit Games	0	0
4+-Hit Games	0	0
Multi-RBI Games	1	1
Multi-HR Games	0	0
Multi-Stolen Base Games	0	0

**LAST 5 GAMES:**

1-for-16

**LAST 10 GAMES:**

0-0

**CURRENT HITTING STREAK:**

--

**CURRENT ON-BASE STREAK:**

1



# SETH DARDAR

**INFIELDER**

YR **GR** HT **6-2** WT **220** B/T **L/R**

HOMETOWN **MANDEVILLE, LA.**  
PREV SCHOOL **WESTERN CC**

**24**

**SEASON STATS**

AVG/OBP/SLG	AB	R	H	HR	RBI	BB
.250/.500/.750	20	3	9	1	3	1

SB-ATT	W/RISP	W/2 OUTS	2-OUT RBI
0-0	2-5 (.400)	3-5 (.600)	0

**NOTES**

- A 2020 graduate of Holy Cross High School in New Orleans.
- Born March 22, 2002

**CAREER STATS**

YEAR	AVG	GP	GS	AB	R	H	2B	3B	HR	RBI	TB	SLG%	BB	HBP	SO	GDP	OB%	SF	SH	SB	ATT	PO	A	E	FLD%
2025	.250	5	5	20	3	9	3	0	1	3	15	.750	1	1	4	0	.500	0	0	0	0	7	8	1	.938
<b>TOTAL</b>	<b>.250</b>	<b>5</b>	<b>5</b>	<b>20</b>	<b>3</b>	<b>9</b>	<b>3</b>	<b>0</b>	<b>1</b>	<b>3</b>	<b>15</b>	<b>.750</b>	<b>1</b>	<b>1</b>	<b>4</b>	<b>0</b>	<b>.500</b>	<b>0</b>	<b>0</b>	<b>0</b>	<b>0</b>	<b>7</b>	<b>8</b>	<b>1</b>	<b>.938</b>

**SEASON HIGHS**

Category	Highs	Opponent (last time)	Date
H	4	vs. St. Joseph's	2/16/25
RBI	2	vs. St. Joseph's	2/16/25
HR	1	at Coastal Carolina	2/15/25
SB	--	--	--
BB	1	at Coastal Carolina	2/15/25
R	2	vs. St. Joseph's	2/16/25

**CAREER HIGHS**

Category	Highs	Opponent (last time)	Date
H	4	vs. St. Joseph's	2/16/25
RBI	2	vs. St. Joseph's	2/16/25
HR	1	at Coastal Carolina	2/15/25
SB	--	--	--
BB	1	at Coastal Carolina	2/15/25
R	2	vs. St. Joseph's	2/16/25

**KEEPING TRACK**

	2025	CAREER
Multi-Hit Games	2	2
4+-Hit Games	1	1
Multi-RBI Games	1	1
Multi-HR Games	0	0
Multi-Stolen Base Games	0	0

**LAST 5 GAMES:**

9-for-20 (.250)

**LAST 10 GAMES:**

0-0

**CURRENT HITTING STREAK:**

5

**CURRENT ON-BASE STREAK:**

5



# ROHAN PUTZ

**OUTFIELDER**

YR **R-FR** HT **5-9** WT **160** B/T **R/R**

HOMETOWN **LOCH LLOYD, MO.**  
PREV SCHOOL **BISHOP MIEGE HS**

**25**

**SEASON STATS**

AVG/OBP/SLG	AB	R	H	HR	RBI	BB
1.000/1.000/1.000	1	0	1	0	0	0

SB-ATT	W/RISP	W/2 OUTS	2-OUT RBI
0-0	0-0 (.000)	0-0 (.000)	0

**NOTES**

- Graduated from Bishop Miege High School in 2023.
- Born July 7, 2004 ...

**SEASON HIGHS**

Category	Highs	Opponent (last time)	Date
H	1	at Coastal Carolina	2/17/25
RBI	--	--	--
HR	--	--	--
SB	--	--	--
BB	--	--	--
R	--	--	--

**CAREER HIGHS**

Category	Highs	Opponent (last time)	Date
H	1	at Coastal Carolina	2/17/25
RBI	--	--	--
HR	--	--	--
SB	--	--	--
BB	--	--	--
R	--	--	--

**KEEPING TRACK**

	2025	CAREER
Multi-Hit Games	0	0
4+-Hit Games	0	0
Multi-RBI Games	0	0
Multi-HR Games	0	0
Multi-Stolen Base Games	0	0

**LAST 5 GAMES:**

1-for-1

**LAST 10 GAMES:**

0-0

**CURRENT HITTING STREAK:**

1

**CURRENT ON-BASE STREAK:**

1

**CAREER STATS**

YEAR	AVG	GP	GS	AB	R	H	2B	3B	HR	RBI	TB	SLG%	BB	HBP	SO	GDP	OB%	SF	SH	SB	ATT	PO	A	E	FLD%		
2024	REDSHIRT																										
2025	1.000	1	0	1	0	1	0	0	0	0	1	1.000	0	0	0	0	1.000	0	0	0	0	0	0	0	0	.000	
<b>TOTAL</b>	<b>1.000</b>	<b>1</b>	<b>0</b>	<b>1</b>	<b>0</b>	<b>1</b>	<b>0</b>	<b>0</b>	<b>0</b>	<b>0</b>	<b>1</b>	<b>1.000</b>	<b>0</b>	<b>0</b>	<b>0</b>	<b>0</b>	<b>1.000</b>	<b>0</b>	<b>0</b>	<b>0</b>	<b>0</b>	<b>0</b>	<b>0</b>	<b>0</b>	<b>0</b>	<b>.000</b>	



# TY SMOLINSKI

**INFIELDER**

YR **FR** HT **6-1** WT **200** B/T **L/R**

HOMETOWN **GRETNA, NEB.**  
PREV SCHOOL **BELLEVUE WEST HS**

**34**

**SEASON STATS**

AVG/OBP/SLG	AB	R	H	HR	RBI	BB
.000/.500/.000	1	0	0	0	0	1

SB-ATT	W/RISP	W/2 OUTS	2-OUT RBI
0-0	0-0 (.000)	0-0 (.000)	0

**NOTES**

- Attended Bellevue West.
- Born September 4, 2005.

**SEASON HIGHS**

Category	Highs	Opponent (last time)	Date
H	--	--	--
RBI	--	--	--
HR	--	--	--
SB	--	--	--
BB	1	at Coastal Carolina	2/17/25
R	--	--	--

**CAREER HIGHS**

Category	Highs	Opponent (last time)	Date
H	--	--	--
RBI	--	--	--
HR	--	--	--
SB	--	--	--
BB	1	at Coastal Carolina	2/17/25
R	--	--	--

**KEEPING TRACK**

	2025	CAREER
Multi-Hit Games	0	0
4+-Hit Games	0	0
Multi-RBI Games	0	0
Multi-HR Games	0	0
Multi-Stolen Base Games	0	0

**LAST 5 GAMES:**

0-0

**LAST 10 GAMES:**

0-0

**CURRENT HITTING STREAK:**

--

**CURRENT ON-BASE STREAK:**

1

**CAREER STATS**

YEAR	AVG	GP	GS	AB	R	H	2B	3B	HR	RBI	TB	SLG%	BB	HBP	SO	GDP	OB%	SF	SH	SB	ATT	PO	A	E	FLD%
2025	.000	2	0	1	0	0	0	0	0	0	0	.000	1	0	0	0	.500	0	0	0	0	2	1	0	1.000
<b>TOTAL</b>	<b>.000</b>	<b>2</b>	<b>0</b>	<b>1</b>	<b>0</b>	<b>0</b>	<b>0</b>	<b>0</b>	<b>0</b>	<b>0</b>	<b>0</b>	<b>.000</b>	<b>1</b>	<b>0</b>	<b>0</b>	<b>0</b>	<b>.500</b>	<b>0</b>	<b>0</b>	<b>0</b>	<b>0</b>	<b>2</b>	<b>1</b>	<b>0</b>	<b>1.000</b>



# DAVID BISHOP

INFIELDER

YR SR HT 6-3 WT 215 B/T R/R

HOMETOWN MARIETTA, GA.  
PREV SCHOOL TCU

44

SEASON STATS

AVG/OBP/SLG	AB	R	H	HR	RBI	BB
.235/.316/.412	17	3	4	1	2	1
SB-ATT	W/RISP	W/2 OUTS	2-OUT RBI			
1-1	2-4 (.500)	1-7 (.143)	2			

NOTES

- Big 12 All-Freshman Team (TCU, 2022)
- Played two seasons at TCU.
- Was a four-year letterwinner at Fellowship Christian; graudtaed in 2021.

CAREER STATS

YEAR	AVG	GP	GS	AB	R	H	2B	3B	HR	RBI	TB	SLG%	BB	HBP	SO	GDP	OB%	SF	SH	SB	ATT	PO	A	E	FLD%
2024	.261	59	52	184	31	48	6	1	4	29	68	.370	15	1	33	4	.314	4	2	16	16	394	22	0	1.000
2025	.235	5	5	17	3	4	0	0	1	2	7	.412	1	1	6	0	.316	0	0	1	1	29	0	3	.906
<b>TOTAL</b>	<b>.259</b>	<b>64</b>	<b>57</b>	<b>201</b>	<b>34</b>	<b>52</b>	<b>6</b>	<b>1</b>	<b>5</b>	<b>31</b>	<b>75</b>	<b>.373</b>	<b>16</b>	<b>2</b>	<b>39</b>	<b>4</b>	<b>.314</b>	<b>4</b>	<b>2</b>	<b>17</b>	<b>17</b>	<b>423</b>	<b>22</b>	<b>3</b>	<b>.993</b>

SEASON HIGHS

Category	Highs	Opponent (last time)	Date
H	2	vs. St. Joseph's	2/16/25
RBI	1	at Coastal Carolina	2/17/25
HR	1	vs. St. Joseph's	2/16/25
SB	1	at Coastal Carolina	2/17/25
BB	1	at Coastal Carolina	2/17/25
R	2	vs. St. Joseph's	2/16/25

CAREER HIGHS

Category	Highs	Opponent (last time)	Date
H	4	TEXAS	3/28/24
RBI	3	vs. West Virginia	5/22/24
HR	1	(4x) at #18 Virginia	6/7/24
SB	3	(3x) BYU	5/18/24
BB	2	(2x) UMASS LOWELL	3/3/24
R	3	TEXAS	3/28/24

KEEPING TRACK

	2024	2025	CAREER
Multi-Hit Games	11	1	12
4+-Hit Games	1	0	1
Multi-RBI Games	5	0	5
Multi-HR Games	0	0	0
Multi-Stolen Base Games	2	0	2

LAST 5 GAMES:

4-for-17

LAST 10 GAMES:

--

CURRENT HITTING STREAK:

1

CURRENT ON-BASE STREAK:

4



# CHANDLER MURRAY

INFIELDER

YR FR HT 6-5 WT 215 B/T R/R

HOMETOWN HONOLULU, HAWAII  
PREV SCHOOL MID-PACIFIC HS

52

SEASON STATS

AVG/OBP/SLG	AB	R	H	HR	RBI	BB
.000/.000/.000	0	0	0	0	0	0
SB-ATT	W/RISP	W/2 OUTS	2-OUT RBI			
0-0 (.000)	0-0 (.000)	0-0 (.000)	0			

NOTES

- Graduated from Mid-Pacific in 2024.

CAREER STATS

YEAR	AVG	GP	GS	AB	R	H	2B	3B	HR	RBI	TB	SLG%	BB	HBP	SO	GDP	OB%	SF	SH	SB	ATT	PO	A	E	FLD%
2025	--	--	--	--	--	--	--	--	--	--	--	--	--	--	--	--	--	--	--	--	--	--	--	--	--
<b>TOTAL</b>	<b>--</b>	<b>--</b>	<b>--</b>	<b>--</b>	<b>--</b>	<b>--</b>	<b>--</b>	<b>--</b>	<b>--</b>	<b>--</b>	<b>--</b>	<b>--</b>	<b>--</b>	<b>--</b>	<b>--</b>	<b>--</b>	<b>--</b>	<b>--</b>	<b>--</b>	<b>--</b>	<b>--</b>	<b>--</b>	<b>--</b>	<b>--</b>	<b>--</b>

SEASON HIGHS

Category	Highs	Opponent (last time)	Date
H	--	--	--
RBI	--	--	--
HR	--	--	--
SB	--	--	--
BB	--	--	--
R	--	--	--

CAREER HIGHS

Category	Highs	Opponent (last time)	Date
H	--	--	--
RBI	--	--	--
HR	--	--	--
SB	--	--	--
BB	--	--	--
R	--	--	--

KEEPING TRACK

	2025	CAREER
Multi-Hit Games	0	0
4+-Hit Games	0	0
Multi-RBI Games	0	0
Multi-HR Games	0	0
Multi-Stolen Base Games	0	0

LAST 5 GAMES:

0-0

LAST 10 GAMES:

0-0

CURRENT HITTING STREAK:

--

CURRENT ON-BASE STREAK:

--

# 2025 TV/RADIO ROSTER



**1 DEE KENNEDY** INF  
SO | R/R | 5-11 | 180  
FORT WORTH, TEXAS



**2 CADYN KARL** OF  
R-SO | R/L | 6-4 | 200  
EDMOND, OKLA.



**3 BEAR MADLIAK** C  
R-JR | R/R | 5-10 | 210  
CARROLTON, GA.



**4 SAM FLORES** INF  
JR | L/R | 6-1 | 220  
LUFKIN, TEXAS



**5 SHINTARO INOUE** INF  
JR | L/R | 5-8 | 190  
YAMAGUCHI, JAPAN



**6 MASON BUSS** RHP  
JR | R/R | 6-1 | 190  
PEWAWKEE, WIS.



**7 AJ EVASCO** INF  
FR | L/R | 6-6 | 220  
LINCOLN, NEB.



**8 NICK ENGLISH** C/OF  
SO | R/R | 6-0 | 190  
OLATHE, KAN.



**9 DONTÉ LEWIS** UTL  
FR | R/R | 6-0 | 185  
PEARLAND, TEXAS



**10 BLAKE DEAN** RHP  
SO | R/R | 6-1 | 195  
ACWORTH, GA.



**11 MAXIMUS MARTIN** INF  
JR | R/R | 6-0 | 190  
EDGEWATER PARK, N.J.



**12 CAYDEN PHILLIPS** C  
SR | L/R | 6-4 | 205  
AMARILLO, TEXAS



**13 COLE WISENBAKER** LHP  
JR | L/L | 6-4 | 190  
HOUSTON, TEXAS



**14 MICAH DEAN** UTL  
R-FR | R/R | 6-1 | 190  
RICHMOND, TEXAS



**15 RYAN LODICE** INF/OF  
R-JR | R/L | 6-3 | 210  
OMAHA, NEB.



**18 KEEGAN O'CONNOR** C  
GR | R/R | 5-0 | 215  
ANDOVER, MASS.



**20 CARSON LIGGETT** RHP  
SR | R/R | 6-2 | 225  
OVERLAND PARK, KAN.



**22 TAZWELL BUTLER** RHP  
R-JR | R/R | 6-0 | 210  
SANDY SPRINGS, GA.



**23 TY RUHL** RHP  
R-SR | R/R | 6-4 | 235  
CAIRO, NEB.



**24 SETH DARDAR** INF  
GR | L/R | 6-2 | 220  
MANDEVILLE, LA.



**25 ROHAN PUTZ** OF  
SO | R/R | 5-9 | 160  
LOCH LLOYD, MO.



**26 MICAH HENSON** LHP  
FR | R/L | 6-3 | 210  
RAYMORE, MO.



**27 BRADY STUEWE** RHP  
R-JR | R/R | 6-4 | 215  
TOPEKA, KAN.



**28 MICHAEL QUEVEDO** LHP  
SR | L/L | 5-11 | 215  
KATY, TEXAS



**29 BEN ROSIN** RHP  
R-JR | R/R | 6-5 | 225  
SHOREVIEW, MINN.



**31 JONAH REICH** RHP  
JR | R/R | 6-3 | 220  
KAMUELA, HAWAII



**32 JAMES GUYETTE** RHP  
SO | L/L | 6-4 | 220  
NEWBURY PARK, CALIF.



**34 TY SMOLINSKI** INF  
FR | L/R | 6-1 | 200  
GRETNA, NEB.



**35 ANDREW EVANS** RHP  
JR | R/R | 6-6 | 235  
OLATHE, KAN.



**37 BRODY ROE** LHP  
JR | L/L | 6-3 | 190  
STILLWATER, OKLA.




**40 MILES SMITH** RHP  
R-JR | R/R | 6-0 | 180  
FLINTVILLE, TENN.



**41 ADAM ARTER** LHP  
SO | L/L | 5-11 | 175  
ALTADENA, CALIF.



**43 NOLAN BUSS** RHP  
FR | R/R | 6-0 | 210  
PEWAWKEE, WIS.



**44 DAVID BISHOP** INF  
SR | R/R | 6-4 | 215  
MARIETTA, GA.



**45 JACOB FROST** LHP  
SR | L/L | 6-4 | 230  
ST. LOUIS, MO.



**46 ETHAN GIESBRECHT** RHP  
JR | R/R | 6-3 | 190  
MANTOBA, CANADA



**47 LINCOLN SHEFFIELD** LHP  
JR | L/L | 6-1 | 220  
FLOWOOD, MISS.



**52 CHANDLER MURRAY** INF  
FR | R/R | 6-5 | 215  
HONOLULU, HAWAII



**55 TANNER DUKE** RHP  
R-SO | R/R | 6-2 | 180  
LADERA RANCH, CALIF.



**61 SCOTT REINGUETTE** RHP  
JR | L/R | 5-10 | 180  
ONTARIO, CANADA



**99 JJ SLACK** LHP  
GR | R/L | 5-10 | 190  
LIBERTY, TEXAS

## COACHING/SUPPORT STAFF



**19 PETE HUGHES**  
HEAD COACH  
7TH SEASON



**21 AUSTIN WATES**  
ASSOCIATE HEAD COACH  
7TH SEASON



**42 RUDY DARROW**  
PITCHING COACH  
3RD SEASON



**THOMAS HUGHES**  
ASSISTANT COACH  
5TH SEASON



**RYAN CONNOLLY**  
DIRECTOR OF BASEBALL OPERATIONS  
7TH SEASON



**COLIN GREASER**  
DIRECTOR OF PLAYER & PROGRAM DEVELOPMENT  
9TH SEASON



**BLAINE BURRIS**  
ATHLETIC TRAINER  
11TH SEASON



**AJ KLOSS**  
STRENGTH & CONDITIONING COACH  
3RD SEASON