

### THE MATCHUP

#### 2025 NCAA FAYETTEVILLE SUPER REGIONAL

JUNE 7-9 • BAUM-WALKER STADIUM (11,121) • FAYETTEVILLE, ARK. • ESPN • VOL NETWORK

**#14 TENNESSEE VOLUNTEERS**  
(46-17 | 16-14 SEC)

**#3 ARKANSAS RAZORBACKS**  
(46-13 | 20-10 SEC)



**Head Coach:**  
Tony Vitello  
**Career Record:**  
341-129 (8th year)  
**Record at UT:**  
Same  
**Rankings:**  
D1B: 16 | USAT: 16 | BA: 23  
NCBWA: 9 | PG: 24



**Head Coach:**  
Dave Van Horn  
**Career Record:**  
1,513-710 (37th year)  
**Record at Arkansas:**  
928-470 (23rd year)  
**Rankings:**  
D1B: 6 | USAT: 5 | BA: 4  
NCBWA: 3 | PG: 5

### TEAM STATS

	No.	NCAA	SEC
<b>Batting Average:</b>	.304	37	3
<b>Runs/Game:</b>	8.3	29	3
<b>Hits:</b>	635	15	1
<b>Home Runs:</b>	128	3	2
<b>Stolen Bases:</b>	54	195	10
<b>ERA:</b>	3.93	12	4
<b>WHIP:</b>	1.28	12	5
<b>Fielding Pct:</b>	.969	150	15

\*As of June 3

### TEAM STATS

	No.	NCAA	SEC
<b>Batting Average:</b>	.313	16	1
<b>Runs/Game:</b>	8.8	14	1
<b>Hits:</b>	619	25	3
<b>Home Runs:</b>	120	6	4
<b>Stolen Bases:</b>	47	226	13
<b>ERA:</b>	3.95	13	5
<b>WHIP:</b>	1.22	6	3
<b>Fielding Pct:</b>	.984	2	1

\*As of June 3

### PROBABLE STARTING PITCHERS (Listed Alphabetically - Order TBD)

Liam Doyle - Jr. - LHP

App/GS: 18/16  
Record: 10-3  
IP: 92.0  
ERA: 2.84  
WHIP: 0.96  
K: 158  
BB: 30  
Opp. Avg: .178

Marcus Phillips - Jr. - RHP

App/GS: 16/16  
Record: 4-4  
IP: 77.2  
ERA: 3.71  
WHIP: 1.27  
K: 93  
BB: 32  
Opp. Avg: .229

TBD

App/GS: --  
Record: --  
IP: --  
ERA: --  
WHIP: --  
K: --  
BB: --  
Opp. Avg: --

### SERIES HISTORY: VOLUNTEERS - RAZORBACKS

**Overall:** Arkansas leads, 44-29

**in Knoxville:** Series tied, 15-15

**in Fayetteville:** Arkansas leads, 25-13

**at Neutral Sites:** Arkansas leads, 4-1

**Last 10 Meetings:** Arkansas leads, 8-2

#### Last Two Series (1-5)

Date	Result	Location
5/17/25	L, 8-4	Fayetteville
5/16/25	L, 8-6	Fayetteville
5/15/25	W, 10-7	Fayetteville
4/16/23	L, 7-2	Fayetteville
4/15/23	L, 6-3	Fayetteville
4/14/23	L, 5-2	Fayetteville

### LEADING OFF

#### ALL SEC SUPERS SHOWDOWN IN FAYETTEVILLE

This weekend's NCAA Super Regional in Fayetteville will be a matchup between arguably the two most successful SEC programs of the past five years when the Vols and Razorbacks square off at Baum-Walker Stadium with a trip to Omaha on the line. Tennessee is making its fifth straight super regional appearance while Arkansas will be making its third appearance since 2021.

#### OMAHA ALWAYS THE GOAL

UT is in the midst of defending its 2024 National Championship and is looking to make it back to Omaha for the fourth time in five years. Tennessee and Virginia are the only two programs to advance to the MCWS in three of the last four seasons. The Vols are the only program in the country that has advanced to the super regionals in each of the past five years.

#### DOYLE IS NEW UT STRIKEOUT KING

Junior LHP **Liam Doyle** dethroned UT legend **Luke Hochevar** (154 in 2005) as Tennessee's single-season strikeout king after punching out 16 batters in his two appearances during the Knoxville Regional last weekend. The Golden Spikes Award finalist leads the nation with 158 strikeouts and 15.46 strikeouts per nine innings entering this weekend.

#### LAST TIME OUT

The Vols won their fifth straight NCAA regional after defeating Wake Forest, 11-5, in Monday's winner-take-all game seven at Lindsey Nelson Stadium. **Manny Marin** and **Andrew Fischer** each hit big home runs as part of a decisive seven-run fourth inning for UT while **Liam Doyle** came on in relief to retire the final seven batters of the game to slam the door and earn the save.

### BROADCAST INFO

#### TV INFO:

**Saturday:** ESPN  
**Sunday:** ESPN  
**Monday:** TBD (If Necessary)

#### Talent:

Tom Hart (PxP)  
Chris Burke (Analyst)  
Kyle Peterson (Analyst)

#### RADIO INFO:

Vol Network (FM 99.1 | AM 990)  
UTSports.com // UT Mobile App

#### Talent:

John Wilkerson



## 2025 SCHEDULE

### RECORD

46-17

SEC	16-14
NON-CONFERENCE GAMES	30-3
NON-SEC GAMES	28-2
HOME	32-10
AWAY	9-6
NEUTRAL	5-1
STREAK	W1

DATE	OPPONENT (TV)	TIME/RESULT
2/14	Hofstra	W, 15-0 (7)
2/15	Hofstra	W, 18-1 (7)
2/16	Hofstra	W, 13-1 (7)
2/18	UNC Asheville	W, 29-4 (7)
2/21	Samford	W, 5-1
2/22	Samford	W, 7-3
2/23	Samford	W, 11-1 (7)
2/25	North Alabama	W, 7-5
2/28	vs. #16 Oklahoma State <sup>1</sup>	W, 5-2
3/1	vs. Rice <sup>1</sup>	W, 13-3
3/2	vs. #24 Arizona <sup>1</sup>	W, 5-1
3/4	Radford	W, 22-9 (7)
3/5	Xavier	W, 13-1
3/7	St. Bonaventure	W, 12-0
3/8	St. Bonaventure	W, 11-1 (7)
3/9	St. Bonaventure	W, 13-2 (7)
3/11	West Georgia	W, 4-2
3/14	#6 Florida*	W, 5-3
3/15	#6 Florida* (SECN)	W, 10-0 (7)
3/16	#6 Florida*	W, 7-4
3/18	ETSU	L, 7-6 (10)
3/20	@ #10 Alabama* (ESPN)	L, 6-5
3/21	@ #10 Alabama*	W, 10-7
3/22	@ #10 Alabama*	W, 9-2
3/25	Queens	W, 14-3
3/28	@ South Carolina*	W, 11-7
3/29	@ South Carolina*	W, 7-5
3/30	@ South Carolina* (SECN)	W, 7-2
4/1	Tennessee Tech	W, 7-1
4/4	Texas A&M* (ESPN)	W, 10-0 (7)
4/5 (DH)	Texas A&M*	L, 9-3
4/5 (DH)	Texas A&M*	L, 17-6 (8)
4/8	Alabama State	W, 10-2
4/11	@ #6 Ole Miss*	W, 3-2
4/12	@ #6 Ole Miss*	L, 8-5
4/13	@ #6 Ole Miss* (SECN)	W, 10-8
4/15	Bellarmine	W, 13-3 (8)
4/18	Kentucky*	W, 8-2
4/19	Kentucky*	L, 4-1
4/20	Kentucky*	L, 8-2
4/22	Lipscomb	W, 11-1 (7)
4/25	@ #3 LSU*	L, 6-3
4/26	@ #3 LSU* (ESPN)	W, 9-3
4/27	@ #3 LSU* (SECN)	L, 12-2 (8)
4/29	Northern Kentucky	W, 7-5
5/2	#5 Auburn*	L, 6-1
5/3	#5 Auburn*	W, 5-4 (11)
5/4	#5 Auburn*	L, 8-1 (7)
5/6	Indiana State	W, 12-1 (7)
5/9	#10 Vanderbilt* (SECN)	W, 3-2
5/10	#10 Vanderbilt* (ESPN2)	L, 10-6
5/11	#10 Vanderbilt* (ESPN2)	L, 7-5
5/13	Belmont	W, 9-4
5/15	@ #5 Arkansas* (ESPN2)	W, 10-7
5/16	@ #5 Arkansas*	L, 8-6
5/17	@ #5 Arkansas* (SECN)	L, 8-4
5/21	vs. #15 Alabama <sup>2</sup> (SECN)	W, 15-10
5/22	vs. #2 Texas <sup>2</sup> (SECN)	W, 7-5 (12)
5/24	vs. #9 Vanderbilt <sup>2</sup> (SECN)	L, 10-0 (7)
5/30	vs. Miami (OH) <sup>3</sup> (ESPN)	W, 9-2
5/31	vs. Cincinnati <sup>3</sup>	W, 10-6
6/1	vs. Wake Forest <sup>3</sup> (ESPN)	L, 7-6
6/2	vs. Wake Forest <sup>3</sup> (ESPN2)	W, 11-5
6/7	at #3 Arkansas <sup>4</sup> (ESPN)	5 p.m.
6/8	at #3 Arkansas <sup>4</sup> (ESPN)	3 p.m.
6/9	at #3 Arkansas <sup>4</sup> (If Necessary)	TBD

\* Southeastern Conference game

1 - Astros Foundation College Classic (Daikin Park - Houston, Texas)

2 - SEC Tournament (Hoover Met - Hoover, Ala.)

3 - NCAA Knoxville Regional

4 - NCAA Fayetteville Super Regional

All times Eastern & Subject to Change

[ FOLLOW THE VOLS:



@VOL\_BASEBALL



TENNESSEE BASEBALL

# MEDIA INFORMATION

## CREDENTIALS

Media credentials will be issued to members of the working media only. Children and other non-workers will be prohibited. Requests for credentials should be made by calling or emailing **Sean Barows** at least 24 hours prior to game time. All credentials can be claimed at the ticket will call window at the entrance of the stadium.

## INTERVIEW POLICY

**Tennessee Head Coach Tony Vitello** and select student-athletes will be available to meet working members of the media inside the batting cages located down the right-field line following each game at Lindsey Nelson Stadium. Media members are not permitted in the locker room or clubhouse area at anytime.

Interviews with visiting team members may be done on the field, subject to the policy of the visiting team's communications representative.

## PHOTOGRAPHERS/TV

UT issued media credentials are required for all photographers and television media.

Photo wells are located at the end of both dugouts. Photographers and videographers are welcome to shoot from these locations as well as from the concourse as long as they are not blocking the view of spectators.

Non-team affiliated photographers/videographers **are not** be permitted the dugouts at any time. Media may shoot from the warning track along the backstop during pregame and between innings, but must return to the approved shooting areas prior to play resuming.

## PRESS BOX

The Lindsey Nelson Stadium press box is for working members of the media only. The press box includes space for working members of the press, team representatives, public address announcer and scoreboard operator. Also located on the press level are two radio booths and a television/VIP booth. Admission to the press box is by credential only.

Updated cumulative statistics, game notes and team rosters will be available in the press box at each home game. A final box score will be distributed at the completion of each game. Stat Broadcast live stats links for each game are available at **UTStats.com**.

An official scorer is assigned to all home games, and **Sean Barows** will keep media informed of all scoring decisions, notable facts and records.

## INTERNET/WIFI

Password protected high-speed wireless Internet (ut-press) is available throughout Lindsey Nelson Stadium. Information on how to connect to ut-press can be found on the place cards at each seat. There are also a limited number of Ethernet connections available in the press box and radio booths.

## STRATEGIC COMMUNICATIONS INFO

### Overnight Mail Address

1551 Lake Loudoun Blvd.  
Anderson Training Center, Ground Floor  
Knoxville, TN 37996

### Sean Barows

Associate Director of Strategic Communications

Office Phone: 865-974-7478

Cell Phone: 561-312-9432

Email: sbarows@tennessee.edu

## FOLLOW ONLINE

### Website

UTSports.com/sports/baseball

### X, Instagram & TikTok

@Vol\_Baseball

### Facebook

Facebook.com/VolBaseball

# TENNESSEE NUMERICAL ROSTER

No.	Name	Pos.	Cl.	B/T	Ht.	Wt.	Hometown/Previous School
1	Dean Curley	INF	So.	R/R	6-3	218	La Verne, Calif./Northview
2	Ariel Antigua	INF	So.	R/R	5-8	180	Lake Worth, Fla./Trinity Christian Academy
4	Manny Marin	INF	Fr.	R/R	6-1	181	Hialeah, Fla./Westminster Christian School
5	Cannon Peebles	C	Jr.	S/R	5-11	190	Ashland, Va./Hanover/NC State
6	Gavin Kilen	INF	Jr.	L/R	5-11	187	Milton, Wis./Milton/Louisville
7	Nate Snead	RHP	Jr.	R/R	6-2	212	South Milwaukee, Wis./South Milwaukee/Wichita State
8	Jay Abernathy	OF/INF	Fr.	L/R	5-10	177	Acworth, Ga./North Cobb
9	Hunter Ensley	OF	R-Sr.	R/R	6-1	197	Huntingdon, Tenn./Huntingdon
10	Chris Newstrom	INF/OF	Fr.	R/R	6-2	204	Phoenix, Ariz./Chaparral
11	Andrew Fischer	INF	Jr.	L/R	6-1	210	Manasquan, N.J./Wall Township/Ole Miss
12	Liam Doyle	LHP	Jr.	R/L	6-2	220	Derry, N.H./Pinkerton Academy/Ole Miss
13	Reese Chapman	OF	Jr.	L/R	6-1	224	Parker, Colo./Grandview
14	Blake Grimmer	UTL	R-Fr.	L/R	6-3	208	Spring Lake, Mich./Orchard Lake St. Mary's Prep
15	Hunter High	OF/INF	So.	L/R	6-0	199	Crieve Hall, Tenn./Lipscomb Academy
16	Dalton Bargo	UTL	Jr.	L/R	6-1	195	Omaha, Neb./Westside/Missouri
17	Thomas Crabtree	RHP	So.	R/R	6-4	202	Collierville, Tenn./Collierville/Pearl River CC (MS)
18	Austin Breedlove	RHP	Jr.	R/R	6-2	200	Ooltewah, Tenn./McCallie School/Cleveland State CC (TN)
19	Andrew Behnke	LHP	Jr.	L/L	5-10	183	Nashville, Tenn./Donelson Christian Academy
20	Colby Backus	OF	R-Sr.	R/R	6-4	230	Johnson City, Tenn./Daniel Boone/Walters State CC (TN)
21	Tegan Kuhns	RHP	Fr.	S/R	6-3	189	Gettysburg, Pa./Gettysburg Area
23	Marcus Phillips	RHP	Jr.	R/R	6-4	246	Sioux Falls, S.D./Roosevelt/Iowa Western CC
25	Brandon Arvidson	LHP	R-So.	R/L	6-5	215	Dripping Springs, Texas/Dripping Springs/San Jacinto Coll. (TX)
27	Stone Lawless	C/IB	R-Fr.	R/R	6-2	219	Huntsville, Ala./Huntsville
28	Ryan Combs	RHP	Jr.	R/R	6-3	184	Sarasota, Fla./Lakewood Ranch/Polk State Coll. (FL)
29	Aidan Hayse	RHP	Fr.	R/R	6-3	191	Shorewood, Ill./Joliet Catholic Academy
30	Levi Clark	UTL	Fr.	R/R	6-1	211	Marietta, Ga./Walton
31	Austin Hunley	RHP	R-So.	R/R	6-3	199	Mount Juliet, Tenn./Mount Juliet
32	Tate Strickland	RHP	Fr.	R/R	6-3	192	Powder Springs, Ga./Harrison
33	AJ Russell	RHP	Jr.	R/R	6-6	223	Franklin, Tenn./Franklin
34	Brayden Krenzel	RHP	Fr.	R/R	6-3	214	Dublin, Ohio/Dublin Jerome
35	Michael Sharmar	LHP	R-Jr.	R/L	6-1	198	Woodstock, Ga./Etowah/Georgia Highlands College
36	Brayden May	LHP	R-Fr.	L/L	5-11	186	Smyrna, Ga./Whitefield Academy
37	Dylan Loy	LHP	So.	R/L	6-0	208	Pigeon Forge, Tenn./Pigeon Forge
43	Luke Payne	LHP	So.	R/L	6-4	200	Gallatin, Tenn./Goodpasture Christian School
44	Nic Abraham	RHP	Fr.	L/R	6-5	209	Elk Grove, Calif./Franklin
45	Alberto Osuna	1B/DH	Gr.	R/R	6-1	244	Mauldin, S.C./Mauldin/North Carolina
46	Brayden Sharp	OF/LHP	R-Fr.	L/L	6-2	171	The Woodlands, Texas/The Woodlands
48	Tanner Wiggins	RHP	So.	R/R	6-2	189	North Richland Hills, Texas/Temple Christian/Weatherford Coll. (TX)
50	Tanner Franklin	RHP	Jr.	R/R	6-5	225	Jefferson City, Tenn./Jefferson County/Kennesaw State

## COACHING & SUPPORT STAFF

**Head Coach:** #22 Tony Vitello (Missouri, '02)

**Record at Tennessee (Year):** 341-129 (8th season)

**Overall Record (Year):** Same

**Associate Head Coach:** #24 Josh Elander (8th season)

**Assistant Coach:** Frank Anderson (8th season)

**Assistant Coach:** #26 Ross Kivett (5th season)

**Director of Sports Performance:** Quentin Eberhardt (7th season)

**Director of Player Development:** Ricky Martinez (3rd season, 1st as DoPD)

**Director of Recruiting Operations:** Luke Bonfield (4th season, 4th as DoRo)

**Director of Operations/Pitching Performance:** Josh Reynolds (1st season)

**Asst. Director of Baseball Operations:** Adam Low (2nd season)

**Student Assistant Coach:** Ethan Payne (1st season)

**Student Assistant Coach:** Parker Serrano (2nd season)

**Quality Control Analyst:** Kirby Connell (1st season)

**Video Coordinator:** Sean McCann (8th season)

**Director of Analytics:** Zach Stovall (2nd season)

**Athletic Trainer:** Jeff Wood (25th season)

**Asst. Director of Sports Nutrition:** Beth Schwartz (2nd season)

## PRONUNCIATION GUIDE

### PLAYERS

**Ariel Antigua** (AIR-ee-el an-TEE-gwuh)

**Andrew Behnke** (BAIN-key)

**Aidan Hayse** (hays)

**Gavin Kilen** (KEY-lin)

**Tegan Kuhns** (coons)

**Manny Marin** (MAIR-in)

**Cannon Peebles** (pea-buhls)

### STAFF

**Tony Vitello** (VIE-tell-oh)

**Josh Elander** (EE-land-er)

**Ross Kivett** (KIV-it)

**Kirby Connell** (CON-nell)

## QUICK FACTS

### GENERAL UNIVERSITY INFO

Location:	Knoxville, Tenn.
Founded:	1794
Enrollment:	38,728
Conference:	Southeastern (SEC)
Nickname:	Volunteers (Vols)
Colors:	Orange (PMS 151) and White
Mascot:	Smokey (a Bluetick Coonhound)
System President:	Randy Boyd
Chancellor:	Dr. Donde Plowman
Director of Athletics:	Dr. Danny White
Faculty Athletics Rep:	Dr. Matt Harris

### BASEBALL HISTORY

First Year of Baseball:	1897
All-Time Overall Record:	2,336-1,710-13
All-Time Collegiate Record:	2,330-1,707-13
All-Time SEC Record:	845-957-1
SEC Regular-Season Championships (Last):	5 (2024)
Eastern Division Championships (Last):	9 (2024)
SEC Tournament Championships (Last):	5 (2024)
SEC Tournament Appearances (Last):	20 (2024)

NCAA Tournament Appearances (Last):	14 (2024)
NCAA Super Regional Appearances (Last):	6 (2024)
CWS Appearances (Last):	7 (2024)
National Championships (Last):	1 (2024)

### TEAM INFO

2024 Record:	60-13
Home/Away/Neutral:	40-4/9-6/11-3
2024 SEC Record (Finish):	22-8 (t-1st)
Home/Away:	13-2/9-6
Final National Rankings:	
RPI:	1
Baseball America:	1
D1Baseball:	1
NCBWA:	1
Perfect Game:	1
USA Today Coaches:	1
Positional Starters Returning/Lost:	3/6
Pitchers Returning/Lost:	8/10
Letterwinners Returning/Lost:	16/22
Newcomers:	20

## NUMBERS TO KNOW

5

Tennessee is playing in its **FIFTH** straight NCAA Super Regional. They are the **ONLY** team in the country to advance to supers in each of the past five seasons.

63

**Andrew Fischer** has reached base in all **63** games this season. The Ole Miss transfer leads the SEC in HRs (24), OPS (1.262) and walks (62).

692

Since the start of the 2021 season, the Vols have hit an NCAA-leading **692** home runs. In the previous decade before that (2010-2020), UT hit just 376 homers combined.

## ROUNDING THE BASES

### DOYLE FINALIST FOR NATIONAL PLAYER OF THE YEAR HONORS

- Tennessee ace **Liam Doyle** has had an All-American caliber junior season for the Vols and has arguably been the most dominant starting pitcher in the country, positioning himself as a finalist for a pair of prestigious national awards.
- Earlier this week, Doyle was named one of three finalists for the **Golden Spikes Award** and one of four finalists for the **Dick Howser Trophy**, which are considered the two most prestigious awards in college baseball.
- Doyle is the **first UT player since Chris Burke** (2001) to be selected as a finalist for both the Golden Spikes Award and the Dick Howser Trophy in the same year.
- The junior lefty will look to become the first Volunteer to ever win the Golden Spikes Award and joins a **select group of previous finalists from Tennessee** that consists of program legends **Todd Helton** (1995), **Burke** (2001) and **Luke Hochevar** (2005).
- Doyle is also just the fourth Vol to be named a finalist for the Dick Howser Trophy, including the second under Vitello, joining **Trey Lipscomb** (2022). **Helton** is the only Tennessee player to ever win the Dick Howser Trophy, doing so in 1995.
- Doyle was tabbed as the **SEC Pitcher of the Year** and was also a **semifinalist for the College Baseball Foundation National Pitcher of the Year** back in May.
- For the season, Doyle boasts a **10-3 record and a 2.84 ERA** in 18 appearances (16 starts) while **leading the nation in strikeouts (158) and strikeouts per nine innings (15.46)**. His **311 career strikeouts** are the most among active Division I pitchers while his **13.77 strikeouts/nine innings** ranks second.

#### Doyle's Ranks Among NCAA & SEC Leaders

Stat	Value	SEC Rank	NCAA Rank
Wins	10	t-1	t-9
ERA	2.84	4	32
Strikeouts	158	1	1
Strikeouts/9 Inn.	15.46	1	1
Strikeout/Walk Ratio	5.27	3	24
Hits Allowed/9 Inn.	5.67	1	7
WHIP	0.96	1	12

- Doyle has reached **double-digit strikeouts eight times** this season, including four times in SEC play after punching out 10 in his final regular-season start on May 16 at No. 5 Arkansas. The Derry, New Hampshire, native had 11 punchouts in 6.2 innings of UT's NCAA Regional opening win vs. Miami (OH) last Friday night.
- With five strikeouts in a relief appearance during Monday's regional final vs. Wake Forest, Doyle passed **Luke Hochevar** to **become the program's single-season strikeout king with 158**.

#### Tennessee Single-Season Strikeout Leaders

Rank	Player	Strikeouts	Year
1.	Liam Doyle	158	2025
2.	Luke Hochevar	154	2005
3.	Jamie Bennett	142	1999
4.	R.A. Dickey	137	1996

- Doyle put on a dazzling performance in a road victory at No. 6/6 Ole Miss on April 11 to win **SEC Co-Pitcher of the Week honors for the second week in a row**. He earned the honor three times this season, marking the first time a UT pitcher has done so.
- The junior lefthander finished with an **SEC career-best 14 strikeouts in 8.1 innings pitched against the Rebels** on the night, which also tied a career-high mark that he set earlier this season against Samford.
- Doyle was also named SEC Pitcher of the Week on March 10 and April 7, both times after helping the Vols throw combined no-hitters in wins over St. Bonaventure and Texas A&M.

### TENNESSEE UNDER TONY V

- During head coach **Tony Vitello's** tenure (2018-pres.), Tennessee has become the premier program in all of college baseball.
- Including this season, Vitello has now led the Vols to **six straight NCAA Tournaments, five consecutive NCAA Super Regionals, three MCWS appearances and their first National Championship in 2024** after inheriting a program that had not made the postseason since 2005.
- Tennessee's **257 victories** since the start of the 2021 season are the most of any team in the country, 29 wins more than the second place Arkansas, which has 228 in that same span.
- UT is **106-72** overall against ranked teams under Vitello.

#### 50 Wins The Standard

- Entering the 2025 season, the Vols were the **only team in the country to record three seasons of 50 or more wins in the last four years**.
- Including this season, Tennessee **one of only three teams (Arkansas and Southern Miss) in the nation with at least 40 wins in each of the last six full seasons** (2019, 2021, 2022, 2023, 2024, 2025).
- UT's three 50-plus win seasons under Vitello since 2021 are more than it had in its entire program history prior to that point with two (1994 and 1995).
- Last season, Tennessee finished with seven more wins than any other team in the country with a **program record 60 victories**, becoming the first SEC team to ever reach the 60 win mark in a single season.

## RECORD BREAKDOWN

	Overall	SEC
Overall	46-17	16-14
Home	32-10	7-8
Away	9-6	9-6
Neutral	5-1	--
Non-Conference	30-3	--
vs. Ranked Opponent	15-11	11-10
Day Games	22-8	7-7
Night Games	21-8	9-7
vs. Left-Handed Starter	16-6	7-5
vs. Right-Handed Starter	30-11	9-9
1-Run Games	3-3	3-1
2-Run Games	7-2	3-2
5+ Run Games	27-7	6-6
Extra Innings	2-1	1-0
Shutouts	4-1	2-0
Scoring 0-2 Runs	0-6	0-5
Scoring 3-5 Runs	8-6	4-6
Scoring 6-9 Runs	13-5	6-3
Scoring 10+ Runs	25-0	6-0
Opp. 0-2 Runs	24-0	7-0
Opp. 3-5 Runs	15-1	5-1
Opp. 6-9 Runs	6-12	4-10
Opp. 10+ Runs	1-4	0-3
Score in 1st Inning	19-8	4-7
Opp. Score in 1st Inning	12-10	4-7
Score First	32-7	13-7
Opp. Score First	14-10	3-7
After 6 Innings:		
Leading	42-1	14-1
Trailing	2-15	2-13
Tied	2-1	--
After 7 Innings:		
Leading	29-1	11-1
Trailing	1-12	1-12
Tied	4-2	2-0
After 8 Innings:		
Leading	29-2	11-1
Trailing	1-10	1-10
Tied	3-1	2-0
Hit 0 Home Runs	3-5	3-4
Hit 1 Home Run	11-8	4-7
Hit 2+ Home Runs	32-4	9-3
Opp. 0 Home Runs	22-5	7-4
Opp. 1 Home Run	20-2	7-2
Opp. 2+ Home Runs	4-10	2-8
Made 0 Errors	16-4	6-4
Made 1 Error	18-4	6-2
Made 2+ Errors	12-9	4-8
Opp. 0 Errors	16-11	8-10
Opp. 1 Error	16-3	7-2
Opp. 2+ Errors	14-3	1-2
Out-Hit Opp.	38-5	10-5
Out-Hit by Opp.	6-10	5-7
Hits are tied	2-2	1-2
<b>BY MONTH</b>		
February	9-0	--
March	17-2	8-1
April	10-7	5-7
May	9-7	3-6
June	1-1	--
<b>BY UNIFORM</b>		
All Whites	12-1	4-1
Orange Top	13-4	6-4
Cream	5-3	1-3
Pinstripes	9-0	--
Smokey Grey	5-4	4-3
Black	2-4	1-3



## ROUNDING THE BASES

### THE ROAD TO OMAHA: POSTSEASON SUCCESS DURING VITELLO ERA

- The Vols have become a postseason staple under head coach **Tony Vitello** as they prepare to play in their **fifth consecutive NCAA Super Regional**, which is the longest streak in program history.
- The Vols are the **ONLY program in the nation to have advanced to five straight super regionals** (2021, 2022, 2023, 2024, 2025).
- This weekend will mark the **seventh NCAA Super Regional for Tennessee in program history**. The Vols have **won five of their previous six super regionals** and have posted a **11-4 overall record** in those six appearances.
- UT is the **only SEC program and one of just two teams nationally (Virginia) to have appeared in the Men's College World Series in three of the last four seasons** (2021, 2023, 2024) after winning the program's first National Championship last year.
- After winning the 2025 Knoxville Regional last week, Tennessee is now **26-6 all-time in NCAA regional games played at Lindsey Nelson Stadium** and 31-9 overall in NCAA postseason games at home. The Vols have **never lost a home regional in the current four-team format** and have won seven of the nine NCAA regionals played in Knoxville (1995, 2001, 2005, 2021, 2022, 2024, 2025).
- The Big Orange are **15-1 in their last five NCAA regional appearances, 17-3 overall in regional games and 28-1 overall in NCAA tournament games** under Vitello.

### Vols Earn National Seed For Fourth Time in Last Five Years

- For the fourth time in five years, Tennessee has earned a national seed for the NCAA Tournament, garnering the No. 14 seed after posting a 43-16 overall record and 16-14 mark in SEC play. UT has earned the No. 1 national seed twice in that span (2022 & 2024), as well.
- Tennessee is the **first defending national champion to earn a national seed and advance to a super regional since Florida in 2018**.
- The Vols were just the third program in Division I history to earn the No. 1 overall seed in the NCAA Baseball Tournament twice in a three-year span, joining Florida (2016 & 2018) and Florida State (2002 and 2003).
- Tennessee also joined a small group of programs that have earned the No. 1 national seed multiple times, becoming just the seventh to do so since the tournament switched to its current format in 1999. Vanderbilt became the eighth to join that list this season.

### VOLS DIG THE LONG BALL

- Tennessee has been the nation's most prolific home run hitting team since the start of the 2021 season, leading all NCAA Division I programs with **692 long balls** during that span, **124 more than the next closest team** (Florida - 568).
- In the previous decade before that (2010-2020), the Volunteers totaled just 376 home runs.
- With a pair of **Stone Lawless** homers in a midweek win over Northern Kentucky on April 29, UT reached the **century mark for the fourth consecutive season**. The Vols 128 home runs rank third in the nation while their 2.03 homers per game rank fifth nationally.

### Four Straight 100-Plus HR Seasons

2025 - 128 (2.03/game)  
 2024 - 184 (2.52/game) \**Program Record*  
 2023 - 126 (1.91/game)  
 2022 - 158 (2.39/game)

- Tennessee is just the **second SEC program to ever hit 100 or more home runs in four straight seasons**, joining LSU, who did so from 1996-99.
- UT has homered in all but seven games this year and has hit **multiple home runs 36 times, posting a 32-4 record** when doing so.
- The Vols have posted two of the most prolific home run hitting seasons in NCAA history with a **program record 184 last season and 158 in 2022**, which ranks second and fifth, respectively, in NCAA Division I history and are the top two outputs in the BBCOR bat era (since 2011).

### NCAA Division I Team Home Run Leaders (Single Season)

1. LSU - 188 (1997)
2. Tennessee - 184 (2024)
3. BYU - 161 (1988)
4. Alabama - 160 (1997)
5. Tennessee - 158 (2022)

- Tennessee became the **only team in NCAA Division I history to have five players hit 20 or more home runs in a single season in 2024: Christian Moore** (34), **Billy Amick** (23), **Dylan Dreiling** (23), **Blake Burke** (20) and **Kavares Tears** (20).
- The Big Orange hit 126 home runs in 2023, which is the third highest tally in program history and ranked sixth in the country. Tennessee also hit 98 long balls in 2021. Prior to 2021, the Vols had hit more than 87 homers just once in program history (107 in 1998).
- Since 2019, the Big Orange have tied the program's single-game home run record on five different occasions, blasting seven long balls each in victories over Evansville (6/9/24), Morehead State (3/10/23), Mississippi State (5/19/22), James Madison (3/9/22) and Lipscomb (4/9/19).

### Grand Slams Galore

- The Vols **12 grand slams in 2024 were tied for the second most in a single season in NCAA history (most in the BBCOR bat era)** and the **most ever by an SEC team**. The NCAA single-season record is 14 by Arizona State in 2003 (68 games). Nine different players hit a grand slam for the Vols in 2024.
- Tennessee has hit **eight grand slams** this season. Seven different players have hit a grand slam for the Big Orange: Reese Chapman (2), Dalton Bargo, Levi Clark, Hunter Ensley, Andrew Fischer, Blake Grimmer and Manny Marin.

## AWARDS & HONORS

### TONY VITELLO • HEAD COACH

- Perfect Game Midseason Coach of the Year

### COLBY BACKUS • OF • R-SR

- SEC Community Service Team

### LEVI CLARK • UTL • FR

- Midseason Freshman All-American - 1st Team (Perfect Game)
- SEC Co-Freshman of the Week (March 10)
- Astros Foundation College Classic All-Tournament Team (DH)

### DEAN CURLEY • INF • SO

- Knoxville Regional All-Tournament Team (2B)
- Golden Spikes Award Preseason Watch List
- Preseason All-American - 1st Team (Baseball America)
- Preseason All-American - 2nd Team (Perfect Game)

### LIAM DOYLE • LHP • JR

- Golden Spikes Award Finalist
- Dick Howser Trophy Finalist
- College Baseball Foundation Nat'l Pitcher of the Year Semifinalist
- SEC Pitcher of the Year
- All-SEC - 1st Team (SP)
- Knoxville Regional Most Outstanding Player
- Knoxville Regional All-Tournament Team (SP)
- Midseason All-American - 1st Team (DIBaseball, Perfect Game)
- SEC Co-Pitcher of the Week (April 14)
- SEC Co-Pitcher of the Week (April 7)
- SEC Pitcher of the Week (March 10)
- Astros Foundation College Classic All-Tournament Team (SP)
- Preseason All-American - 1st Team (Baseball America)

### HUNTER ENSLEY • OF • R-SR

- All-SEC - 2nd Team (OF)
- SEC All-Defensive Team
- SEC All-Tournament Team (OF)

### ANDREW FISCHER • INF • JR

- Dick Howser Trophy Semifinalist
- All-SEC - 1st Team (1B)
- Knoxville Regional All-Tournament Team (1B)
- Midseason All-American - 2nd Team (DIBaseball, Perfect Game)
- Preseason All-American - 3rd Team (Baseball America)

### GAVIN KILEN • INF • JR

- Dick Howser Trophy Semifinalist
- All-SEC - 1st Team (2B)
- Golden Spikes Award Midseason Watch List
- Midseason All-American - 1st Team (DIBaseball, Perfect Game)
- Golden Spikes Award Player of the Week (March 3)
- SEC Player of the Week (March 3)
- Astros Foundation College Classic Tournament MVP
- Preseason All-American - 2nd Team (Baseball America)

### MANNY MARIN • INF • FR

- Knoxville Regional All-Tournament Team (3B)

### CANNON PEEBLES • C • JR

- Buster Posey Award Midseason Watch List
- SEC All-Tournament Team (C)

### MARCUS PHILLIPS • RHP • JR

- Golden Spikes Award Midseason Watch List
- Midseason All-American - 1st Team (Perfect Game)
- College Baseball Foundation Nat'l Pitcher of the Week (March 18)
- SEC Pitcher of the Week (March 17)

### AJ RUSSELL • RHP • JR

- Preseason All-American - 1st Team (Baseball America)

### NATE SNEAD • RHP • JR

- Midseason All-American - 3rd Team (Perfect Game)
- NCBWA Stopper of the Year Midseason Watch List
- Preseason All-American - 1st Team (Baseball America, NCBWA)
- Preseason All-American - 2nd Team (Perfect Game)

## ROUNDING THE BASES

### DECADE OF THE VOLS

- Since the start of the 2020 season, no two teams in college baseball have won more games and posted higher winning percentages than Tennessee and Arkansas.
- UT's **272 victories** and **.771 winning percentage** both rank No. 1 in the nation since 2020.

#### NCAA Division I Leaders by Winning Pct (Since 2020)

1. Tennessee - .771 (272-81)
2. Arkansas - .735 (239-86)

### JERSEY SHORE'S FINEST

- Junior first baseman **Andrew Fischer** has been one of the nation's best hitters as well as an on-base machine for the Big Orange this season, **leading the SEC with a 1.262 OPS, .500 on-base percentage and 62 walks**.
- The first-team All-SEC selection is the only player in the country to have reached base in every game this season (**63 games**). Dating back to his time at Ole Miss last season, Fischer has **reached base safely in 66 consecutive contests**.
- The New Jersey native has also provided big-time power, **leading the SEC and ranking tied for third nationally with 24 homers** this season. **Eleven of his homers came during conference play**, which was tied for third in the league.
- Over his last 10 games, Fischer is slashing .442/.529/.767 with 11 runs scored, five doubles, three homers, 12 RBIs and eight walks.
- Fischer's **24 home runs are tied for the second most in UT single season history** with *Sonny Cortez* (1998).

#### Tennessee Single-Season Home Run Leaders

Rank	Player	HR	Year
1.	Christian Moore	34	2024
2.	<b>Andrew Fischer</b>	<b>24</b>	<b>2025</b>
	Sonny Cortez	24	1998
4.	Billy Amick	23	2024
	Dylan Dreiling	23	2024

#### Fischer's Ranks Among NCAA & SEC Leaders

Stat	Value	SEC Rank	NCAA Rank
Home Runs	24	1	t-3
Home Runs/Game	0.38	2	13
On-Base Pct.	.500	1	t-27
Runs	.69	4	t-38
Slugging Pct.	.762	2	11
Total Bases	160	3	t-23
Walks	62	1	t-4

### BIG GAME HUNTER

- **Hunter Ensley** has put together the best year of his career after opting to return for a final season with the Vols.
- The redshirt senior captain put together an All-SEC caliber campaign, earning second-team all-conference honors after **ranking among the team and SEC leaders with career-highs in batting average (.343), hits (80), doubles (17) and RBIs (62)** while posting a .972 OPS. He is also tied for the team lead with 18 multi-RBI and 24 multi-hit games.
- Ensley was one of the SEC's best players during the conference slate, as well, batting .323 with 41 hits (t-7th in SEC) and 34 RBIs (3rd in SEC) in league play.
- The Huntingdon, Tennessee, native, is also one of UT's most clutch hitters, **batting .390 (33-77) with runners in scoring position**.
- Ensley was named to the SEC All-Tournament team after tying for the team lead with five hits and leading the Vols with a .533 on-base percentage during their run to the semifinals in Hoover.

### VOLS LITTERED WITH 2025 MLB DRAFT PROSPECTS

- Tennessee leads all college programs with **eight current players listed among the top 150 prospects for the 2025 MLB Draft**, according to the latest MLB Pipeline rankings that were released on April 29.
- The Vols also have five current commits who were included on that list.

#### Top 150 MLB Draft Prospects (As of April 29)

#10 - Liam Doyle (LHP)	#55 - AJ Russell (RHP)
#16 - Gavin Kilen (2B)	#69 - Marcus Phillips (RHP)
#35 - Andrew Fischer (1B/3B)	#106 - Tanner Franklin (RHP)
#54 - Dean Curley (SS/3B)	#113 - Nate Snead (RHP)

### SEC SUCCESS UNDER VITELLO

- During the seven seasons in which Tennessee has played SEC games under head coach **Tony Vitello**, the Vols are **125-85** in league play. In the six full seasons prior to Vitello taking over (2012-17), UT was 81-120 in SEC play.
- UT is **99-51** in SEC regular-season play since 2021, which is the best record in the league in that span, one game better than Arkansas (98-52). Including postseason games, the Vols are **115-57** against SEC foes since 2021.
- Prior to its series loss to Texas A&M in early April, the Vols had won a **program-record 12 straight SEC series**.
- After finishing with a 16-14 record in SEC play this year, the Vols have posted **five straight seasons with a winning record in conference play (2021, 2022, 2023, 2024, 2025) and 20-plus SEC wins in three of the last five years**. The last time UT had five consecutive years with a record above .500 in SEC play was from 1993-1997.
- Tennessee and Arkansas are the only two teams in the SEC who have posted winning records in league play in each of the past five seasons.

## PITCHER SPOTLIGHT

### #23 Marcus Phillips | RHP | Jr.

Phillips has flourished as a weekend starter for Tennessee this season. The junior righthander is tied for most starts on the team with 16 and ranks second behind Liam Doyle in strikeouts with a career-high 93.

Phillips showed up big in the second game of the Knoxville Regional, tying a career high with eight strikeouts over six innings to earn the win against Cincinnati and send the Vols to the regional final.

#### CAREER STATS:

35 APP | 18 GS | 4-4 | 3.96 ERA | 97.2 IP | 47 BB | 115 K | 1.32 WHIP | .225 B/AVG



## PLAYER SPOTLIGHT


### #4 Manny Marin | INF | Fr.

The freshman hasn't looked anything but for the majority of the season. Marin has locked down a starting spot at third base and leads UT's highly-touted freshman class in starts (43).

The Florida native had a huge day when it mattered most last weekend in the regional championship game, finishing 3-for-3 with a three-run homer and a double vs. Wake Forest on Monday. He earned a spot on the Knoxville All-Regional team, as well.

#### CAREER STATS:

.288 AVG | 23 R | 42 H | 9 2B | 3 HR | 23 RBI | .411 SLG | .363 OBP | 60 TB | 12 BB | 2 SB



## ROUNDING THE BASES

### OFFENSIVE PRODUCTION

- Entering this weekend, UT **ranks in the top-15 in the NCAA** in runs scored (524), hits (635), home runs (128), slugging percentage (.553) and walks (351) and rank among the SEC and national leaders in the following offensive categories:

Stat	Value	SEC Rank	NCAA Rank
Batting Avg	.304	3	37
Hits	635	1	15
Home Runs	128	2	3
Home Runs/Game	2.03	3	5
On-Base Pct	.415	2	31
Runs	524	1	9
Runs/Game	8.3	3	29
Slugging Pct	.553	3	8
Walks	351	1	9

### THE FRANK ANDERSON EFFECT

- Under the guidance of **Frank Anderson**, one of the nation's top pitching coaches throughout his highly-successful career, Tennessee has featured some of the nation's premier pitching staffs year in and year out.
- See below to see where the Vols have ranked nationally under Anderson in the major pitching categories listed.

	2025	2024	2023	2022	2021	2020	2019
<b>ERA</b>	12 (3.93)	6 (3.89)	2 (3.63)	1 (2.51)	10 (3.51)	4 (2.00)	19 (3.59)
<b>Hits Allowed/9 Inn.</b>	16 (7.78)	22 (8.22)	4 (7.51)	1 (6.48)	27 (7.98)	16 (6.41)	31 (8.03)
<b>Shutouts</b>	34 (4)	25 (4)	3 (9)	2 (9)	93 (3)	12 (3)	2 (10)
<b>Strikeout-to-Walk Ratio</b>	5 (3.25)	3 (3.33)	2 (4.03)	1 (4.24)	2 (3.63)	3 (4.89)	9 (2.96)
<b>Strikeouts/9 Inn.</b>	1 (12.0)	22 (10.1)	3 (11.7)	14 (10.5)	81 (9.0)	60 (10.1)	38 (9.2)
<b>WHIP</b>	12 (1.28)	5 (1.25)	2 (1.16)	1 (1.00)	5 (1.16)	2 (0.94)	10 (1.24)
<b>Walks Allowed/9 Inn.</b>	38 (3.70)	5 (3.04)	4 (2.90)	1 (2.48)	3 (2.49)	3 (2.06)	13 (3.09)

### TWO NO-NO'S IN KNOXVILLE

- Tennessee threw its second combined no-hitter of the season in Friday's series-opening victory over Texas A&M on April 4, which resulted in a 10-0 run-rule win in seven innings. The Vols have now tossed **five combined no-hitters and 10 total no-hitters in program history**.
- The no-hitter vs. the Aggies was the first by an SEC team in league play since Vanderbilt threw a combined no-hitter in a win over Kentucky on April 22, 2022.
- This year marks the second time in which Tennessee has recorded multiple no-hitters in a single season with the other occurrence coming in 1976 when it happened three times.
- Liam Doyle** tossed the first six innings of the no-hit effort against the Aggies before **Dylan Loy** finished off the no-no with a scoreless seventh. Doyle has been the starting pitcher in both of UT's no-hitters this season.
- In a series-opening shutout victory over St. Bonaventure (3/7), five Tennessee pitchers combined to throw UT's first no-hitter of the season. Prior to that contest, the last no-hitter in program history was a solo effort from **Jeffery Terrell** on Feb. 15, 2002, in a 5-0 victory over Bowling Green.
- The Vols have also **thrown seven one-hitters** since **Frank Anderson** arrived as pitching coach in 2018, including one in this year's season opener vs. Hofstra (2/14).

#### One-Hitters Under Frank Anderson (2018-Pres.)

Feb. 14, 2025 vs. Hofstra (W, 15-0 in 7 inn.)  
 Feb. 25, 2024 vs. UAlbany (W, 12-0 in 7 inn.)  
 Feb. 21, 2024 vs. ETSU (W, 16-0 in 7 inn.)  
 March 28, 2023 vs. UNC Asheville (W, 5-0)  
 March 20, 2022 vs. South Carolina (W, 10-0)  
 March 15, 2022 vs. Eastern Kentucky (W, 7-1)  
 Feb. 15, 2019 vs. Appalachian State (W, 6-0)

### FOUR VOLS GARNER SEC HONORS

- Tennessee had **four players earn Southeastern Conference postseason honors** as the league announced its yearly award winners and All-SEC teams on May 19.
- Headlining the group of Volunteers was LHP **Liam Doyle**, who was **named the SEC Pitcher of the Year** and a first-team selection after a dominant season on the mound for the Big Orange.
- Joining Doyle on the All-SEC first team was **Andrew Fischer** (first base) and **Gavin Kilen** (second base). **Hunter Ensley** rounded out UT's representation by garnering All-SEC second team and SEC All-Defensive team honors as an outfielder.
- UT's **three first-team selections were the second most in the league** behind Arkansas, who had four.
- Doyle is just **the third Vol to be named SEC Pitcher of the Year**, joining **Luke Hochevar** (2005) and **Chase Dollander** (2022). Tennessee's undisputed ace was the starter for two combined no-hitters this year and was tabbed the SEC Pitcher of the Week three times, marking a single-season program record.

### VOLS IN THE POLLS

- UT enters this weekend ranked in the top-25 nationally in all of the major polls.
- DI Baseball (#16) • USA Today (#16) • Baseball America (#23) • NCBWA (#9) • Perfect Game (#24)
- Including end of season rankings, the Vols have been ranked in at least one poll for **95 consecutive weeks**, including **25 weeks as the No. 1 ranked team in the country** (12 weeks in 2022, 8 weeks in 2024, 5 weeks in 2025).
- UT has earned preseason top-25 rankings in each of the past five seasons after going 13 consecutive years without being ranked in the preseason polls. (Ranked as high as No. 11 to begin the 2007 season)

## UT STAT LEADERS

#### BATTING (min. 2 Plate App/Game)

Category	Player	Value
Batting Avg.	Gavin Kilen	.363
OPS	Andrew Fischer	1.262
Slugging Pct.	Andrew Fischer	.762
On-Base Pct.	Andrew Fischer	.500
At-Bats	Dean Curley	235
Runs	Andrew Fischer	69
Hits	Hunter Ensley	80
Doubles	Hunter Ensley	17
Triples	Gavin Kilen	4
Home Runs	Andrew Fischer	24
RBI	Andrew Fischer	64
Total Bases	Andrew Fischer	160
Stolen Bases	Abernathy / Curley	8
Walks	Andrew Fischer	62
Hit by Pitch	Andrew Fischer	8
Sac Flies	Reese Chapman	5
Sac Bunts	Ariel Antigua	5

#### PITCHING (min. 1 IP/Game)

Category	Player	Value
Appearances	Dylan Loy	31
Games Started	Doyle / Phillips	16
Innings Pitched	Liam Doyle	92.0
Wins	Liam Doyle	10
Saves	Nate Snead	5
ERA	Liam Doyle	2.84
WHIP	Liam Doyle	0.96
Strikeouts	Liam Doyle	158
Opp. Avg.	Liam Doyle	.178

#### FIELDING (min. 25 chances)

Category	Player	Value
Chances	Cannon Peebles	542
Putouts	Cannon Peebles	487
Assists	Dean Curley	97
Fielding Pct.	Reese Chapman	1.000

## VOLS ON TELEVISION

Tennessee has shined bright on the national stage in recent years.

The Vols have a 89-47 overall record in TV games under Tony Vitello (2018-pres.).

#### Record Breakdown by Year

2025: 10-8  
 2024: 22-6  
 2023: 15-11  
 2022: 18-5  
 2021: 14-5  
 2020: 0-0  
 2019: 6-6  
 2018: 4-5

#### Record Breakdown by Network

SEC Network: 55-25  
 ESPN2: 14-7  
 ESPNU: 12-8  
 ESPN: 7-4  
 MLB Network: 2-3  
 ABC: 1-0

## ROUNDING THE BASES

### TOP TRANSFER ADDITIONS

- Tennessee brought in yet another impressive group of transfers this offseason, adding four from the Division I ranks, all of which have had major roles on this season's team.
- More info on the UT's new transfers can be found below.

#### Liam Doyle (LHP - Ole Miss)

- No. 8 rated transfer pitcher by D1Baseball.com
- 2025 SEC Pitcher of the Year | 2025 Golden Spikes Award & Dick Howser Trophy Finalist
- Leads the NCAA with a program record 158 strikeouts and also leads the country in strikeouts per nine innings (15.46).
- Weekend starter for Ole Miss in 2024, appearing in 16 games with 11 starts on the year while leading the Rebels with 84 strikeouts and holding opposing hitters to a .230 average.

#### Andrew Fischer (INF - Ole Miss)

- No. 4 rated transfer hitter by D1Baseball.com
- 2025 All-SEC First Team | 2025 Dick Howser Trophy Semifinalist
- Leads the SEC in home runs (24), OPS (1.262), on-base percentage (.500) and walks (62).
- Has reached base in all 63 games this season and 66 in a row dating back to last year.
- Earned second team All-SEC honors at Ole Miss in 2024 after leading the Rebels in hits (59), home runs (20), RBIs (57) and total bases (133).

#### Tanner Franklin (RHP - Kennesaw State)

- No. 7 rated transfer pitcher by D1Baseball.com
- Has 51 strikeouts and just nine walks in 37.1 innings of relief with two saves this season.
- Tied for team lead with 21 appearances (one start) at Kennesaw State in 2024 and posted 43 strikeouts in 27.1 innings pitched.

#### Gavin Kilen (INF - Louisville)

- No. 6 rated transfer hitter by D1Baseball.com
- 2025 All-SEC First Team | 2025 Dick Howser Trophy Semifinalist
- Leads team with .363 batting average and ranks second on the squad with 15 home runs and 140 total bases despite missing 12 games because of a hamstring injury.
- Earned third team All-ACC honors at Louisville in 2024 after posting 71 hits, 23 doubles and 127 total bases while also hitting nine home runs and finishing with 41 RBIs for the Cardinals.

### MLB DRAFT PAINTED BIG ORANGE

- Tennessee has boasted an unprecedented amount of success in the Major League Baseball Draft during the **Tony Vitello** era (2018-pres.) with **43 players drafted** total during that span.
- UT's **last four draft classes have netted 33 picks** and at least seven individuals have been selected each season since 2021. Those **33 draft picks since 2021 lead the nation**.
- All eight of Tennessee's 2024 draft picks were selected in the first 10 rounds, which **led all NCAA teams and marked the program's most ever through 10 rounds**.
- For the second time in the last three years, Tennessee had two players selected in the first round, as the dynamic duo of **Christian Moore** (No. 8 overall - Los Angeles Angels) and **Blake Burke** (No. 34 overall - Milwaukee Brewers) joined the growing list of UT first rounders under Vitello (6).
- The Vols have **had at least one player selected in the first round of the MLB Draft in four of the last five years**, and with Moore's selection, have now had players picked in the top-10 overall in back-to-back drafts for the first time in program history during the modern draft era.
- The Vols followed their record-breaking 2022 draft showing with another impressive group in 2023, as eight more Tennessee players heard their names called, which ranked second in the SEC behind LSU's 13. UT had **six pitchers taken in the 2023 draft, a new program record**, surpassing the five chosen in 1992 and 1996.
- The 2022 MLB Draft was one for the history books at Tennessee as a **program-record 10 Volunteers heard their names called** to fulfill lifelong dreams. The 10 selections ranked as the second most of any school, just one behind Oklahoma's 11, and the most of any SEC program.

#### 2025 MLB Draft Picks (8)

- Round 1 (8) - Christian Moore, 2B - Los Angeles Angels
- Round 1 (34) - Blake Burke, 1B - Milwaukee Brewers
- Round 2 (60) - Billy Amick, 3B - Minnesota Twins
- Round 2 (65) - Dylan Dreiling, OF - Texas Rangers
- Round 3 (76) - Drew Beam, RHP - Kansas City Royals
- Round 4 (134) - Kavares Tears, OF - San Diego Padres
- Round 5 (138) - AJ Causey, RHP - Kansas City Royals
- Round 8 (229) - Aaron Combs, RHP - Chicago White Sox

### MLB DEBUTS IN VITELLO ERA

- RHP **Blade Tidwell** became the latest Vol to make his MLB debut, earning a call up and spot start for the New York Mets on May 4 vs. St. Louis before being optioned back down to Triple-A Syracuse.
- RHP **Chase Dollander** also made his MLB debut earlier this season, earning the start and the win for the Colorado Rockies on April 6 against The Athletics, striking out six batters over five innings of work.
- Eight Vitello era Volunteers have made their Big League debuts since 2020:
  - LHP Garrett Crochet - Chicago White Sox (Sept. 18, 2020)
  - RHP Ben Joyce - Los Angeles Angels (May 29, 2023)
  - INF Andre Lipcius - Detroit Tigers (Sept. 1, 2023)
  - INF Trey Lipscomb - Washington Nationals (March 30, 2024)
  - OF Jordan Beck - Colorado Rockies (April 30, 2024)
  - RHP Seth Halvorsen - Colorado Rockies (Aug. 30, 2024)
  - RHP Chase Dollander - Colorado Rockies (April 6, 2025)
  - RHP Blade Tidwell - New York Mets (May 4, 2025)

## VOLS IN THE PROS



### VOLS IN THE MLB

Player	Pos.	Team
Jordan Beck	OF	Colorado Rockies
Garrett Crochet	P	Boston Red Sox
Chase Dollander	P	Colorado Rockies
Seth Halvorsen	P	Colorado Rockies
Ben Joyce (IL)	P	Los Angeles Angels



### VOLS IN THE MINORS

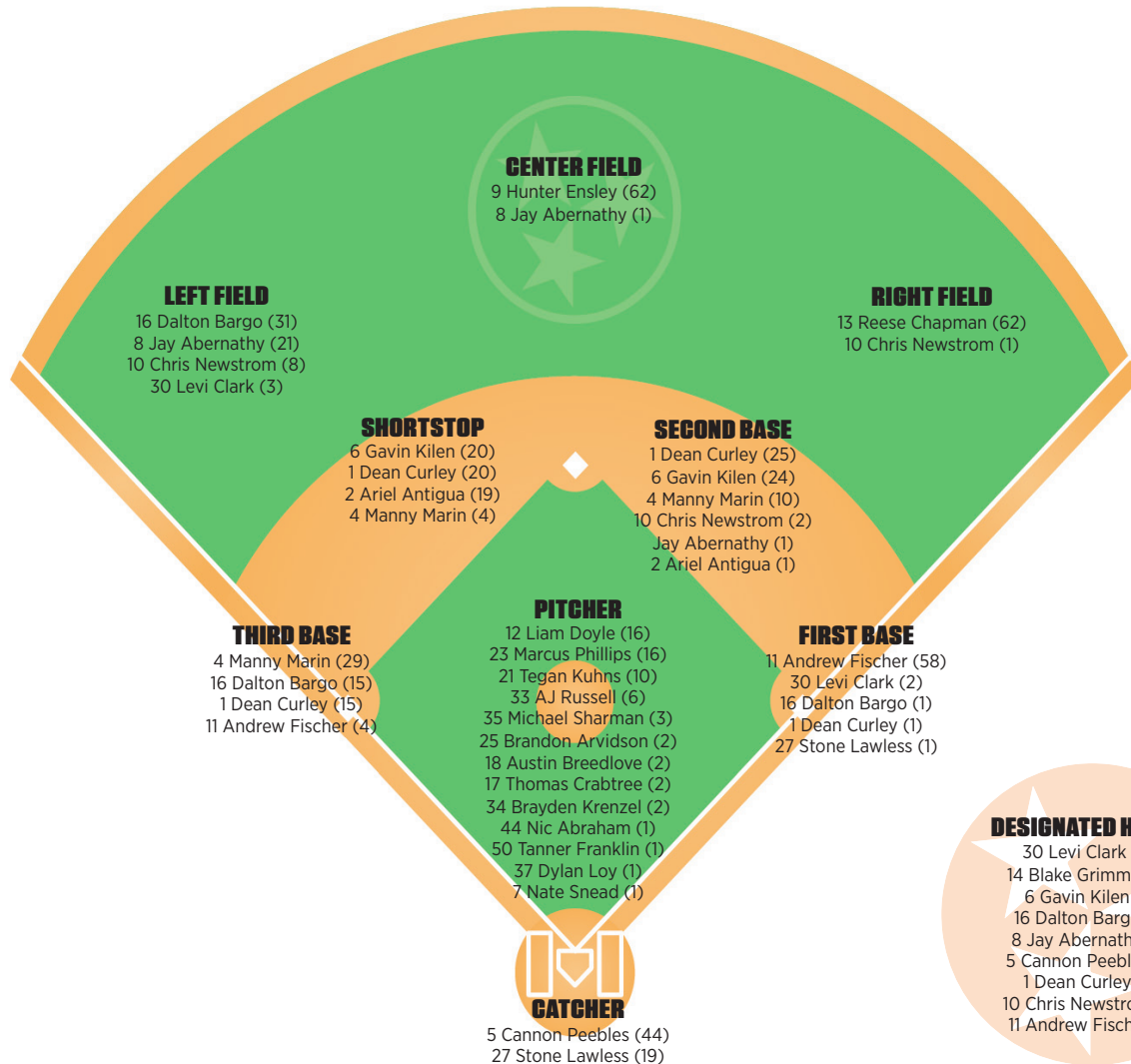
Player	Pos.	Team
Maui Ahuna	INF	San Jose Giants
Billy Amick	INF	Cedar Rapids Kernels
Drew Beam	P	Quad Cities River Bandits
Blake Burke	INF	Wisconsin Timber Rattlers
AJ Causey	P	Quad Cities River Bandits
Aaron Combs	P	Jersey Shore BlueClaws
Chad Dallas (IL)	P	Buffalo Bisons
Jared Dickey	OF	Lansing Lugnuts
Dylan Dreiling	OF	Hub City Spartanburgers
Max Ferguson	INF	Portland Sea Dogs
Jake Fitzgibbons	P	Visalia Rawhide
Drew Gilbert	OF	Syracuse Mets
Sean Hunley	P	Durham Bulls
Bryce Jenkins (IL)	P	Brooklyn Cyclones
Cortland Lawson	INF	Wilmington Blue Rocks
Andrew Lindsey	P	Charleston RiverDogs
Andre Lipcius	INF	Charlotte Knights
Trey Lipscomb	INF	Rochester Red Wings
Will Mabrey (IL)	P	Amarillo Sod Poodles
Mark McLaughlin	P	Winston-Salem Dash
Christian Moore	INF	Salt Lake Bees
Jorel Ortega	INF	Wichita Wind Surge
Jake Rucker	INF	Wichita Wind Surge
Andrew Schultz	P	Reading Fightin Phils
Zander Sechrist	P	Fort Myers Mighty Mussels
Garrett Stallings	P	Nashville Sounds
Cal Stark	C	Hub City Spartanburgers
Seth Stephenson	OF	West Michigan Whitecaps
Kavares Tears	OF	Lake Elsinore Storm
Blade Tidwell	P	Syracuse Mets
Chase Wallace	P	Northwest Arkansas Naturals

\* As of June 5



# TENNESSEE

## BASEBALL



### PROBABLE STARTERS INFORMATION

Pos.	No.	Name	Cl.	GP/GS	AVG	R	H	HR	RBI	Notable
C	5	Cannon Peebles	Jr.	51/47	.251	30	44	11	41	Named to SEC All-Tournament Team
1B	11	Andrew Fischer	Jr.	63/63	.343	69	72	24	64	SEC leader in HRs, OPS, on-base pct. and walks
2B	1	Dean Curley	So.	63/63	.315	66	74	13	48	Batting .412 in last 10 games. Reached base in 15 straight
3B	4	Manny Marin	Fr.	56/43	.288	23	42	3	23	Named to Knoxville Regional All-Tournament Team (3B)
SS	6	Gavin Kilen	Jr.	51/50	.363	59	74	15	46	All-SEC 1st team & Dick Howser Trophy Semifinalist
LF	16	Dalton Bargo	Jr.	61/52	.282	46	55	14	40	Hit .312 with seven HRs and 22 RBIs in SEC play
CF	9	Hunter Ensley	R-Sr.	62-62	.353	46	80	10	62	All-SEC 2nd team and SEC All-Tournament Team
RF	13	Reese Chapman	Jr.	62/62	.281	44	59	13	53	Homered and had four RBIs in SECT win vs. Alabama (5/21)
DH	30	Levi Clark	Fr.	49/36	.321	27	35	9	32	Has posted hits in seven of his last 12 games

### Other Possible Starters/Key Reserves (Sorted by Games Started)

OF/INF	8	Jay Abernathy	Fr.	52/27	.275	37	28	0	9	Has elite speed. Tied for the team lead with eight steals
INF	2	Ariel Antigua	So.	50/20	.194	15	14	0	11	Elite defender that can play multiple infield positions
C/1B	27	Stone Lawless	R-Fr.	27/20	.304	17	17	5	20	Homered twice in midweek win over NKU on April 29
OF/INF	10	Chris Newstrom	Fr.	32/13	.339	14	19	5	19	Had pinch-hit walkoff single in 11th inning vs. Auburn (5/3)
UTL	14	Blake Grimmer	R-Fr.	26/9	.326	14	14	4	15	Batting .406 against right-handed pitching
OF	20	Colby Backus	R-Sr.	20/0	.200	7	3	0	1	Has plus speed and can play all three OF positions
UTL	15	Hunter High	So.	16/0	.333	5	3	1	4	Had the run-rule clinching hit vs. Bellarmine (4/15)



VOLS NCAA TOURNAMENT RECORDS

INDIVIDUAL

Category	Record	Player & Opponent	Date
<b>At-Bats</b>	<b>7</b>	Hunter Ensley at Clemson	6/3/23
<b>Runs</b>	<b>5</b>	Jeff Christensen vs. Georgia	6/11/01
<b>Hits</b>	<b>6</b>	Kris Bennett vs. Georgia (6-for-6) (CWS)	6/11/01
<b>RBI</b>	<b>7</b>	Kris Bennett vs. Georgia (CWS)	6/11/01
<b>Doubles</b>	<b>3</b>	Blake Burke vs. Evansville	6/9/24
<b>Triples</b>	<b>1</b>	By several, last by Gavin Kilen vs. Cincinnati	5/31/25
<b>Home Runs</b>	<b>2</b>	11x, last by Dalton Bargo & Christian Moore vs. Evansville	6/9/24
<b>Grand Slams</b>	<b>1</b>	5x, last by Billy Amick vs. Indiana	6/1/24
<b>Total Bases</b>	<b>12</b>	Christian Moore vs. Florida State (CWS)	6/14/24
<b>Walks</b>	<b>3</b>	5x, last by Andrew Fischer vs. Wake Forest	6/2/25
<b>Hit-by-Pitch</b>	<b>2</b>	5x, last by Cal Stark at Southern Miss	6/10/23
<b>Strikeouts</b>	<b>4</b>	3x, last by Reese Chapman vs. Indiana	6/1/24
<b>Sacrifice Hits</b>	<b>2</b>	4x, last by Ethan Payne at Clemson	6/3/23
<b>Sac Flies</b>	<b>1</b>	By several, last by Reese Chapman vs. Cincinnati	5/31/25
<b>Stolen Bases</b>	<b>3</b>	Chris Burke vs. Georgia (CWS)	6/11/01
<b>Steal Attempts</b>	<b>3</b>	Chris Burke vs. Georgia (CWS)	6/11/01
<b>Innings Pitched</b>	<b>11.0</b>	R.A. Dickey vs. Oklahoma State	5/28/95
<b>Hits Allowed</b>	<b>15</b>	R.A. Dickey vs. Cal State Fullerton (CWS)	6/5/95
<b>Low-Hit CG</b>	<b>4</b>	2x, James Adkins vs. Winthrop	6/4/05
<b>Runs Allowed</b>	<b>11</b>	2x, last by Patrick Hicklen vs. Georgia (CWS)	6/11/01
<b>Earned Runs Allowed</b>	<b>11</b>	Patrick Hicklen vs. Georgia (CWS)	6/11/01
<b>Walks Issued</b>	<b>9</b>	Luke Hudson vs. Oklahoma State	5/23/97
<b>Batters Struck Out</b>	<b>15</b>	James Adkins vs. Winthrop	6/4/05
<b>Wild Pitches</b>	<b>3</b>	R.A. Dickey vs. Northeastern	5/27/94
<b>Hit Batters</b>	<b>3</b>	Bronson Heflin vs. Western Carolina	5/28/94
<b>Balks</b>	<b>2</b>	2x, last by Patrick Hicklen vs. UNC Wilmington	6/5/04
<b>Putouts</b>	<b>17</b>	Cannon Peebles vs. Wake Forest	6/1/25
<b>Assists</b>	<b>8</b>	Watson Bell vs. Princeton	6/14/51
<b>Errors</b>	<b>2</b>	7x, last by Cortland Lawson vs. Georgia Tech	6/5/22
<b>Passed Balls</b>	<b>1</b>	14x, last by Cannon Peebles vs. Cincinnati	5/31/25

TEAM

Category	Record	Opponent	Date
<b>At-Bats</b>	<b>49</b>	vs. Miami (CWS)	6/9/01
<b>Runs</b>	<b>19</b>	vs. Georgia (CWS)	6/11/01
<b>Hits</b>	<b>21</b>	2x, last vs. Georgia (CWS)	6/11/01
<b>RBI</b>	<b>19</b>	vs. Georgia (CWS)	6/11/01
<b>Singles</b>	<b>18</b>	vs. Miami (CWS)	6/9/01
<b>Doubles</b>	<b>6</b>	Wichita State	6/5/05
<b>Triples</b>	<b>2</b>	4x, last vs. Florida State (CWS)	6/14/24
<b>Home Runs</b>	<b>7</b>	Evansville	6/9/24
<b>Extra-Base Hits</b>	<b>10</b>	Evansville	6/9/24
<b>Total Bases</b>	<b>37</b>	vs. Georgia (CWS)	6/11/01
<b>Walks</b>	<b>11</b>	2x, last vs. Southern Miss	6/2/24
<b>Hit-by-Pitch</b>	<b>5</b>	LSU	6/13/21
<b>Strikeouts</b>	<b>17</b>	vs. Texas A&M (CWS)	6/22/24
<b>Sacrifice Hits</b>	<b>3</b>	4x, last at Clemson	6/3/23
<b>Sac Flies</b>	<b>2</b>	4x, last vs. Evansville	6/8/24
<b>Stolen Bases</b>	<b>6</b>	vs. Georgia (CWS)	6/11/01
<b>Steal Attempts</b>	<b>7</b>	Charlotte	5/28/93
<b>Left on Base</b>	<b>14</b>	2x, last vs. Miami (CWS)	6/9/01
<b>Innings Pitched</b>	<b>14.0</b>	at Clemson	6/3/23
<b>Most Hits Allowed</b>	<b>21</b>	vs. Miami (CWS)	6/9/01
<b>Fewest Hits Allowed</b>	<b>4</b>	3x, last vs. Alabama State	6/3/22
<b>Runs Allowed</b>	<b>21</b>	vs. Miami (CWS)	6/9/01
<b>Earned Runs Allowed</b>	<b>21</b>	vs. Miami (CWS)	6/9/01
<b>Walks Issued</b>	<b>12</b>	Oklahoma State	5/23/95
<b>Batters Struck Out</b>	<b>17</b>	Wake Forest	6/1/25
<b>Wild Pitches</b>	<b>5</b>	vs. Miami (CWS)	6/9/01
<b>Hit Batters</b>	<b>3</b>	4x, last vs. Indiana	6/1/24
<b>Balks</b>	<b>2</b>	2x, last vs. UNC Wilmington	6/5/04
<b>Home Runs Allowed</b>	<b>5</b>	Wright State	6/4/21
<b>Putouts</b>	<b>43</b>	at Clemson	6/3/23
<b>Assists</b>	<b>16</b>	at Clemson	6/3/23
<b>Errors</b>	<b>4</b>	Western Carolina	5/28/94
<b>Passed Balls</b>	<b>1</b>	14x, last vs. Cincinnati	5/31/25
<b>Double Plays</b>	<b>4</b>	West Virginia	5/23/96
<b>Longest 9-Inn. Game</b>	<b>4:21</b>	vs. Miami (CWS)	6/9/01
<b>Longest Extra-Inn. Game</b>	<b>4:43</b>	at Clemson (14 Inn.)	6/3/23
<b>Shortest Game</b>	<b>1:41</b>	vs. Utah (CWS)	6/13/51



## INDIVIDUAL

No-Hitter:	Jeffery Terrell vs. Bowling Green State (2/15/02) [W, 5-0]
One-Hitter:	Luke Hochevar at Auburn (3/18/05) [W, 2-1]
Complete Game:	Marcus Phillips vs. Florida (3/15/25) [W, 10-0 in 7 inn.]
Complete Game Shutout:	Marcus Phillips vs. Florida (3/15/25) [W, 10-0 in 7 inn.]
Back-to-Back Complete Games:	Garrett Stallings & Will Neely doubleheader vs. Alabama (3/25/18)
Three Straight Complete Games:	Ryan Meyers, Mike Lincoln & Scott Schroeffel 1996 Atlantic Regional vs. Charleston Southern, Georgia Southern & West Virginia
10+ Strikeouts (Individual):	Brandon Arvidson (12) vs. Wake Forest (6/1/25)
10+ Innings Pitched:	Jamie Bennett (10.0) vs. Auburn (4/14/00)
Hit for the Cycle:	Christian Moore vs. Florida State (6/14/24)
Walk-Off Play:	Chris Newstrom vs. Auburn (5/3/25) [RBI Single in 11th Inn.]
Hit a Walk-Off HR:	Griffin Merritt vs. Mississippi State (4/27/23) [Solo HR in 9th Inn.]
Run-Rule Walk-Off Play:	Levi Clark vs. Lipscomb (4/22/25) [2-Run Home Run in 7th Inn.]
Run-Rule Walk-Off HR:	Levi Clark vs. Lipscomb (4/22/25) [2-Run Home Run in 7th Inn.]
Inside the Park Home Run:	Christian Moore vs. Oklahoma (3/6/22)
Inside the Park Grand Slam:	Joe Randa vs. Louisville (4/23/91)
Pinch-Hit Home Run:	Levi Clark vs. Lipscomb (4/22/25)
Pinch-Hit Grand Slam:	Blake Grimmer vs. Radford (3/4/25)
Leadoff HR (Game):	Dean Curley vs. Radford (3/4/25)
Leadoff HR (Inning):	Dalton Bargo (2nd Inn.) at Arkansas (5/15/25)
Two-Home Run Game:	Dalton Bargo at Arkansas (5/15/25)
HR from Both Sides of Plate in a Game:	Cannon Peebles vs. Kentucky (4/18/25)
Three-Home Run Game:	Christian Moore at Kentucky (4/21/24)
Grand Slam:	Manny Marin vs. St. Bonaventure (3/8/25)
Back-to-Back HR:	Dalton Bargo / Dean Curley (Top 7) at Arkansas (5/15/25)
Back-to-Back-to-Back HR:	Luc Lipcius, Jordan Beck & Drew Gilbert vs. Mississippi State (1st inning) (5/19/22)
HR in Three Straight Games:	Andrew Fischer , May 10 - May 13, 2025
HR in Four Straight Games:	Andrew Fischer , March 2 - March 7, 2025
Three-Double Game:	Blake Burke vs. Evansville (6/9/24)
Four-Double Game:	Drew Steckenrider vs. Vanderbilt (5/4/12)
Two-Triple Game:	Hunter Rigsby vs. ETSU (4/17/02)
Four-Hit Game:	Gavin Kilen vs. Cincinnati (5/31/25)
Five-Hit Game:	Christian Moore vs. Florida State (6/14/24)
Six-Hit Game:	Kris Bennett vs. Georgia (6/11/01)
Four-Run Game:	Dean Curley / Levi Clark vs. Radford (3/4/25)
Five-Run Game:	Gavin Kilen vs. Rice (3/1/25)
Four-RBI Game:	Dean Curley vs. Cincinnati (5/31/25)
Five-RBI Game:	Cannon Peebles at LSU (4/26/25)
Six-RBI Game:	Hunter Ensley (7) at Florida (5/4/24)
Seven-RBI Game:	Hunter Ensley at Florida (5/4/24)
Eight-RBI Game:	Dean Curley (9) vs. Kansas State (3/5/24)
Nine-RBI Game:	Dean Curley vs. Kansas State (3/5/24)
10-RBI Game:	Joe Randa vs. Louisville (4/23/91)
Four Steals:	Jay Abernathy vs. UNC Asheville (2/18/25)
Five Steals:	Jay Charleston vs. Tennessee Tech (5/14/19)
Six Steals:	Clay Greene vs. Middle Tennessee (4/9/97)
Straight Steal of Home:	Will Maddox vs. MTSU (4/30/13)
No-Hitter vs. UT:	LHP Brian Dodd of Arizona State, (3/19/88)
Opposing Player Hit Three HR:	Brian Kalmer of Gonzaga, (3/5/23)

## TEAM

No-Hitter:	Liam Doyle & Dylan Loy vs. Texas A&M [W, 10-0 in 7 Inn.] (4/4/25)
One-Hitter:	Liam Doyle & Tanner Franklin vs. Hofstra (2/14/25) [W, 15-0 in 7 Inn.]
Shutout (Team):	Texas A&M (4/4/25) [W, 10-0 in 7 inn.]
Tennessee Was Shutout:	vs. Vanderbilt (5/24/25) [L, 10-0 in 7 Inn.]
Tennessee Was No-Hit:	at Arizona State (3/19/88) [LHP Brian Dodd]
Back-to-Back Shutouts:	vs. UC San Diego & vs. Alabama A&M (2/19/23 & 2/21/23) [Wins of 7-0 & 10-0 (8)]
Three Straight Shutouts:	App State (2/16 & 2/17/19) and Northern Kentucky (2/19/19) [Wins of 2-0, 3-0 & 18-0]
Four Straight Shutouts:	Appalachian State (3x) and Northern Kentucky (2/15/19 - 2/19/19) [Wins of 6-0, 2-0, 3-0 & 18-0]
Traditional Walk-Off Win:	Auburn (5/3/25) [Chris Newstrom Single in 11th Inn.]
Run-Rule Walk-Off Win:	Lipscomb (4/22/25) [Levi Clark HR in 7th Inn.]
Grand Slam in Back-to-Back Games:	Reese Chapman & Dalton Bargo vs. Hofstra (2/16/25) & vs. UNC Asheville (2/18/25)
Grand Slam in Three Straight Games:	Hunter Ensley, Reese Chapman & Dalton Bargo vs. Hofstra (2/15/25 & 2/16/25) & vs. UNC Asheville (2/18/25)
Two Grand Slams in One Game:	Dylan Dreiling & Dalton Bargo vs. Georgia (3/30/24)
Three Grand Slams in One Game:	Reese Chapman, Andrew Fischer & Blake Grimmer vs. Radford (3/4/25)
Two Grand Slams in One Inning:	Andrew Fischer & Blake Grimmer (Bot. 7) vs. Radford (3/4/25)
Turned a Triple Play:	vs. Oklahoma (2/17/24) [P-SS]
Hit into a Triple Play:	vs. Florida (4/6/08) [Jeff Lockwood lined into 2B-SS-1B]
10+ Runs:	11 vs. Wake Forest (6/2/25) [W, 11-5]
15+ Runs:	15 vs. Alabama (5/21/25) [W, 15-10]
20+ Runs:	22 vs. Radford (3/4/25) [W, 22-9 In 7 Inn.]
10+ Hits:	12 vs. Cincinnati (5/31/25) [W, 10-6]
15+ Hits:	20 vs. Alabama (5/21/25) [W, 15-10]
20+ Hits:	20 vs. Alabama (5/21/25) [W, 15-10]
1-0 Win:	at Alabama [DH-2] (4/16/11)
1-0 Loss:	at Vanderbilt (4/28/17)
Extra Innings Win:	vs. #2 Texas (5/22/25) [7-5 in 12 inn.]
Extra Innings Loss:	ETSU (3/18/25) [7-6 in 10 inn.]
Home Series Won:	#6 Florida (3/14/25 - 3/16/25)
Home Series Lost:	#10 Vanderbilt (5/9/25 - 5/11/25)
Home Series Sweep:	#6 Florida (3/14/25 - 3/16/25)
Home Series Swept:	Missouri (5/18/17 - 5/20/17)
Away Series Won:	at #6 Ole Miss (4/11/25-4/13/25)
Away Series Lost:	at #5 Arkansas (5/15/25 - 5/17/25)
Away Series Sweep:	at South Carolina (3/28/25 - 3/30/25)
Away Series Swept:	at #5 Arkansas (4/14/23 - 4/16/23)
Tournament Won:	NCAA Knoxville Regional (3-1), 2025
Beat a Top 25 Team:	#2 Texas (7-5 in 12 Inn.), 5/22/25
Beat a Top 10 Team:	#2 Texas (7-5 in 12 Inn.), 5/22/25
Beat a Top 5 Team:	#2 Texas (7-5 in 12 Inn.), 5/22/25
Beat a No. 1 Team:	at #1 LSU (4/1/23) [14-7]
Series Win Over a Top 25 Team:	at #6 Ole Miss (4/11/25 - 4/13/25)
Series Win Over a Top 10 Team:	at #6 Ole Miss (4/11/25 - 4/13/25)
Series Win Over a Top 5 Team:	#3 Texas A&M (6/22/24 - 6/24/24)
Series Win Over a No. 1 Team:	at #1 Ole Miss (3/25/22 - 3/27/22)
UT Player Ejection:	Cannon Peebles (Bot. 8) vs. Wake Forest (6/2/25)
UT Head Coach Ejection:	Tony Vitello (Top 5) vs. Auburn (5/4/25)
UT Assistant Coach Ejection:	Frank Anderson (Top 6) vs. Ole Miss (3/23/24)
Bold - Occurred in 2025	

# HOME RUN TRACKER

Player (Total)	Opponent	Date	Inn.	Type	Exit Velo	Est. Dist.
Dean Curley (1)	Hofstra	2/14	B2	2-Run	107 mph	408 ft.
Andrew Fischer (1)	Hofstra	2/14	B3	Solo	108 mph	373 ft.
Hunter High (1)	Hofstra	2/14	B6	3-Run	103 mph	391 ft.
Levi Clark (1)	Hofstra	2/15	B4	3-Run	102 mph	339 ft.
Hunter Ensley (1)	Hofstra	2/15	B5	<b>GS</b>	106 mph	392 ft.
Blake Grimmer (1)	Hofstra	2/15	B6	3-Run	91 mph	368 ft.
Reese Chapman (1)	Hofstra	2/16	B2	<b>GS</b>	104 mph	341 ft.
Dean Curley (2)	UNC Asheville	2/18	B1	Solo	107 mph	429 ft.
Dalton Bargo (1)	UNC Asheville	2/18	B2	Solo	100 mph	393 ft.
Gavin Kilen (1)	UNC Asheville	2/18	B2	3-Run	105 mph	404 ft.
Dalton Bargo (2)	UNC Asheville	2/18	B2	<b>GS</b>	106 mph	427 ft.
Dean Curley (3)	UNC Asheville	2/18	B4	3-Run	103 mph	415 ft.
Reese Chapman (2)	Samford	2/21	B2	Solo	108 mph	417 ft.
Cannon Peebles (1)	Samford	2/21	B3	2-Run	106 mph	375 ft.
Dalton Bargo (3)	Samford	2/22	B6	Solo	108 mph	392 ft.
Levi Clark (2)	Samford	2/22	B8	<b>GS</b>	107 mph	410 ft.
^Gavin Kilen (2)	Samford	2/23	B4	3-Run	100 mph	390 ft.
^Hunter Ensley (2)	Samford	2/23	B4	Solo	100 mph	394 ft.
^Levi Clark (3)	Samford	2/23	B6	Solo	97 mph	357 ft.
^Stone Lawless (1)	Samford	2/23	B6	Solo	103 mph	387 ft.
Gavin Kilen (3)	North Alabama	2/25	B3	Solo	96 mph	351 ft.
Gavin Kilen (4)	vs. Oklahoma St.	2/28	B1	Solo	*103 mph	*394 ft.
Gavin Kilen (5)	vs. Oklahoma St.	2/28	B3	Solo	*96 mph	*356 ft.
Manny Marin (1)	vs. Oklahoma St.	2/28	B4	Solo	*95 mph	*356 ft.
Dean Curley (4)	vs. Oklahoma St.	2/28	B4	Solo	*100 mph	*372 ft.
Levi Clark (4)	vs. Rice	3/1	T2	3-Run	*102 mph	*368 ft.
Gavin Kilen (6)	vs. Rice	3/1	T4	Solo	*100 mph	*348 ft.
Gavin Kilen (7)	vs. Rice	3/1	T6	Solo	<b>*110 mph</b>	*400 ft.
^Andrew Fischer (2)	vs. Arizona	3/2	T4	Solo	*102 mph	*369 ft.
^Levi Clark (5)	vs. Arizona	3/2	T4	Solo	*106 mph	*388 ft.
Cannon Peebles (2)	vs. Arizona	3/2	T7	2-Run	*102 mph	*403 ft.
Dean Curley (5)	Radford	3/4	B1	Solo	105 mph	402 ft.
Andrew Fischer (3)	Radford	3/4	B1	Solo	103 mph	384 ft.
Reese Chapman (3)	Radford	3/4	B3	<b>GS</b>	99 mph	357 ft.
Andrew Fischer (4)	Radford	3/4	B7	<b>GS</b>	108 mph	427 ft.
Blake Grimmer (2)	Radford	3/4	B7	<b>GS</b>	109 mph	365 ft.
Andrew Fischer (5)	Xavier	3/5	B4	2-Run	103 mph	362 ft.
Reese Chapman (4)	Xavier	3/5	B6	3-Run	96 mph	355 ft.
Cannon Peebles (3)	St. Bonaventure	3/7	B2	3-Run	103 mph	367 ft.
Dalton Bargo (4)	St. Bonaventure	3/7	B2	2-Run	104 mph	349 ft.
Gavin Kilen (8)	St. Bonaventure	3/7	B6	3-Run	102 mph	395 ft.
Andrew Fischer (6)	St. Bonaventure	3/7	B6	2-Run	102 mph	368 ft.
Dean Curley (6)	St. Bonaventure	3/8	B6	2-Run	93 mph	333 ft.
Manny Marin (2)	St. Bonaventure	3/8	B7	<b>GS</b>	99 mph	352 ft.
Levi Clark (6)	St. Bonaventure	3/9	B3	2-Run	101 mph	371 ft.
Stone Lawless (2)	St. Bonaventure	3/9	B3	2-Run	104 mph	400 ft.
Dalton Bargo (5)	St. Bonaventure	3/9	B6	Solo	105 mph	409 ft.
Chris Newstrom (1)	St. Bonaventure	3/9	B6	3-Run	101 mph	395 ft.
Stone Lawless (3)	St. Bonaventure	3/9	B7	2-Run	101 mph	390 ft.
Andrew Fischer (7)	West Georgia	3/11	B1	2-Run	101 mph	378 ft.
Reese Chapman (5)	Florida	3/15	B7	3-Run	97 mph	363 ft.
Gavin Kilen (9)	Florida	3/16	B5	Solo	105 mph	364 ft.
Reese Chapman (6)	Florida	3/16	B8	2-Run	106 mph	399 ft.
Gavin Kilen (10)	ETSU	3/18	B5	Solo	104 mph	393 ft.
Andrew Fischer (8)	at Alabama	3/20	T1	2-Run	107 mph	425 ft.
Dean Curley (7)	at Alabama	3/21	T8	2-Run	109 mph	382 ft.
^Andrew Fischer (9)	at Alabama	3/22	T3	Solo	105 mph	417 ft.
^Dalton Bargo (6)	at Alabama	3/22	T3	Solo	106 mph	337 ft.
Reese Chapman (7)	at Alabama	3/22	T5	Solo	107 mph	359 ft.
Dalton Bargo (7)	Queens	3/25	B1	Solo	94 mph	353 ft.
Blake Grimmer (3)	Queens	3/25	B8	2-Run	102 mph	380 ft.
Dalton Bargo (8)	at S. Carolina	3/28	T1	Solo	105 mph	389 ft.
Hunter Ensley (3)	at S. Carolina	3/28	T2	2-Run	99 mph	383 ft.
Reese Chapman (8)	at S. Carolina	3/29	T4	3-Run	107 mph	414 ft.
Andrew Fischer (10)	at S. Carolina	3/29	T8	2-Run	105 mph	405 ft.
Cannon Peebles (4)	at S. Carolina	3/29	T9	2-Run	105 mph	406 ft.
^Hunter Ensley (4)	at S. Carolina	3/30	T7	Solo	98 mph	385 ft.
^Andrew Fischer (11)	at S. Carolina	3/30	T7	Solo	105 mph	402 ft.

Player (Total)	Opponent	Date	Inn.	Type	Exit Velo	Est. Dist.
Blake Grimmer (4)	Tennessee Tech	4/1	B1	2-Run	107 mph	390 ft.
Dean Curley (8)	Tennessee Tech	4/1	B2	2-Run	108 mph	431 ft.
Chris Newstrom (2)	Tennessee Tech	4/1	B7	2-Run	101 mph	386 ft.
Andrew Fischer (12)	Texas A&M	4/4	B2	Solo	108 mph	371 ft.
Andrew Fischer (13)	Texas A&M	4/4	B3	3-Run	107 mph	355 ft.
Dean Curley (9)	Texas A&M	4/4	B5	Solo	99 mph	353 ft.
Hunter Ensley (5)	Texas A&M	4/4	B6	3-Run	95 mph	357 ft.
Dalton Bargo (9)	Texas A&M (DH1)	4/5	B1	Solo	93 mph	332 ft.
Hunter Ensley (6)	Texas A&M (DH2)	4/5	B7	3-Run	99 mph	370 ft.
^Reese Chapman (9)	Alabama State	4/8	B4	Solo	109 mph	405 ft.
^Chris Newstrom (3)	Alabama State	4/8	B4	Solo	100 mph	393 ft.
Dean Curley (10)	Alabama State	4/8	B4	2-Run	<b>110 mph</b>	436 ft.
Gavin Kilen (11)	at Ole Miss	4/12	T1	Solo	102 mph	393 ft.
Levi Clark (7)	at Ole Miss	4/12	T2	Solo	105 mph	428 ft.
Dalton Bargo (10)	at Ole Miss	4/12	T6	2-Run	103 mph	404 ft.
Andrew Fischer (14)	at Ole Miss	4/13	T3	Solo	104 mph	391 ft.
Cannon Peebles (5)	at Ole Miss	4/13	T6	2-Run	101 mph	382 ft.
Reese Chapman (10)	at Ole Miss	4/13	T9	2-Run	108 mph	383 ft.
Andrew Fischer (15)	Bellarmine	4/15	B2	3-Run	103 mph	358 ft.
^Dalton Bargo (11)	Bellarmine	4/15	B7	3-Run	106 mph	421 ft.
^Chris Newstrom (4)	Bellarmine	4/15	B7	Solo	107 mph	386 ft.
Dean Curley (11)	Kentucky	4/18	B5	Solo	106 mph	397 ft.
Cannon Peebles (6)	Kentucky	4/18	B6	3-Run	99 mph	337 ft.
Cannon Peebles (7)	Kentucky	4/18	B8	Solo	103 mph	373 ft.
Hunter Ensley (7)	Kentucky	4/20	B6	2-Run	98 mph	372 ft.
Andrew Fischer (16)	Lipscomb	4/22	B1	2-Run	106 mph	369 ft.
Hunter Ensley (8)	Lipscomb	4/22	B7	2-Run	99 mph	392 ft.
Cannon Peebles (8)	Lipscomb	4/22	B7	2-Run	102 mph	373 ft.
Levi Clark (8)	Lipscomb	4/22	B7	2-Run	106 mph	353 ft.
Cannon Peebles (9)	at LSU	4/26	T8	3-Run	96 mph	360 ft.
Stone Lawless (4)	NKU	4/29	B2	Solo	106 mph	416 ft.
Stone Lawless (5)	NKU	4/29	B6	Solo	103 mph	335 ft.
Dalton Bargo (12)	Auburn	5/3	B9	Solo	100 mph	369 ft.
Cannon Peebles (10)	Auburn	5/4	B5	Solo	105 mph	397 ft.
Gavin Kilen (12)	Indiana State	5/6	B2	Solo	95 mph	359 ft.
Reese Chapman (11)	Indiana State	5/6	B4	Solo	108 mph	383 ft.
Gavin Kilen (13)	Indiana State	5/6	B4	3-Run	101 mph	389 ft.
Andrew Fischer (17)	Indiana State	5/6	B6	Solo	107 mph	404 ft.
Chris Newstrom (5)	Indiana State	5/6	B6	Solo	102 mph	371 ft.
Hunter Ensley (9)	Vanderbilt	5/10	B1	2-Run	103 mph	370 ft.
^Gavin Kilen (13)	Vanderbilt	5/10	B7	Solo	106 mph	416 ft.
^Andrew Fischer (18)	Vanderbilt	5/10	B7	Solo	105 mph	<b>460 ft.</b>
Andrew Fischer (19)	Vanderbilt	5/11	B1	Solo	105 mph	350 ft.
Andrew Fischer (20)	Vanderbilt	5/11	B6	2-Run	105 mph	386 ft.
^Andrew Fischer (21)	Belmont	5/13	B2	3-Run	105 mph	349 ft.
^Hunter Ensley (10)	Belmont	5/13	B2	Solo	100 mph	396 ft.
Dalton Bargo (13)	at Arkansas	5/15	T2	Solo	98 mph	355 ft.
^Dalton Bargo (14)	at Arkansas	5/15	T7	2-Run	96 mph	361 ft.
^Dean Curley (12)	at Arkansas	5/15	T7	Solo	106 mph	392 ft.
Cannon Peebles (11)	at Arkansas	5/15	T9	2-Run	107 mph	414 ft.
Levi Clark (9)	at Arkansas	5/16	T7	2-Run	100 mph	347 ft.
Andrew Fischer (22)	at Arkansas	5/17	T6	2-Run	107 mph	391 ft.
Reese Chapman (12)	vs. Alabama	5/21	B8	2-Run	109 mph	368 ft.
Gavin Kilen (15)	vs. Texas	5/22	T10	Solo	101 mph	376 ft.
Reese Chapman (13)	vs. Miami (OH)	5/30	B2	Solo	99 mph	347 ft.
Dean Curley (13)	vs. Cincinnati	5/31	T3	Solo	107 mph	404 ft.
Andrew Fischer (23)	vs. Wake Forest	6/1	T5	2-Run	106 mph	429 ft.
Levi Clark (10)	vs. Wake Forest	6/1	T6	2-Run	94 mph	342 ft.
Manny Marin (3)	vs. Wake Forest	6/2	B4	3-Run	99 mph	374 ft.
Andrew Fischer (24)	vs. Wake Forest	6/2	B4	2-Run	90 mph	346 ft.

**TOTAL & HIGHS**      **128 HRs**      **110 mph**      **460 ft.**

All data provided by Trackman unless otherwise noted

**BOLD = Season High**

\* Data provided by MLB Statcast

^ Denotes Back-to-Back HRs



# THE VITELLO FILE

## 6x National Coach of the Year

**Record:** 341-129 (8th Year)

**at UT:** Same

**Alma Mater:** Missouri ('02)

**Hometown:** St. Louis, Mo.

**Born:** Oct. 9, 1978



## COACHING STOPS

- 2018-Present:**  
Tennessee, Head Coach
- 2014-17:**  
Arkansas, Assistant Coach/Recruiting Coord.
- 2011-13:**  
TCU, Assistant Coach/Recruiting Coord.
- 2004-10:**  
Missouri, Assistant Coach/Recruiting Coord.
- 2003:**  
Missouri, Volunteer Assistant Coach
- 2002:**  
Salinas Packers, Associate Head Coach

## BY THE NUMBERS

50+

Vitello guided the Vols to back-to-back 50-win seasons in 2021 and 2022 for the first time since 1994-95. Of UT's five 50-plus win seasons, Vitello has been the coach for three of them.

43

Since taking over prior to the 2018 season, Vitello has coached 43 players at Tennessee that have gone on to be selected in the MLB Draft, including a program record 10 in 2022.

18

Vitello's teams have been consistent postseason contenders, advancing to 18 NCAA Regionals and six NCAA Super Regionals as well as four trips to the CWS (UT - 2021, 2023, 2024 // Arkansas - 2015).

13

During his 21-year collegiate coaching career, Vitello has helped assemble 13 top-15 signing classes, including three top-10 classes since coming to UT and the top-rated class in the nation in 2014.

# TENNESSEE HEAD BASEBALL COACH: TONY VITELLO

## Full Bio on UTSports.com

Tony Vitello (pronounced: vie-TELL-oh) accepted the position of head coach for the Tennessee Volunteers baseball program on June 7, 2017.

Since taking over on Rocky Top, Vitello has led the Big Orange back to national prominence and has helped establish Tennessee baseball as an SEC and national power, leading the program to its first ever National Championship in 2024 as well as five NCAA regional appearances (2019, 2021, 2022, 2023, 2024), four NCAA super regionals (2021, 2022, 2023, 2024) and a trio of Men's College World Series appearances (2021, 2023, 2024).

A native of St. Louis, Missouri, Vitello arrived at UT following four seasons as assistant coach/recruiting coordinator at Arkansas. His rise to the head coaching ranks also included stops at Missouri (his alma mater) and TCU. He has earned a reputation as one of the elite recruiters on the college baseball landscape, having assembled 13 top-15 signing classes--including America's top-rated crop of talent in 2014 and 2024.

During a full-time, Division I coaching career spanning 21 years, Vitello has signed and developed 12 first-round MLB Draft picks and a handful of players who have gone on to play in Major League Baseball, including six during his time at UT in Garrett Crochet, Ben Joyce, Andre Lipcius, Trey Lipscomb, Jordan Beck and Seth Halvorsen. Other notable MLB players coached by Vitello include Brandon Finnegan, Kyle Gibson, All-Star Aaron Crow, Gold Glove Award winner and All-Star Andrew Benintendi, Gold Glove Award winner and four-time All-Star Ian Kinsler and five-time All-Star and three-time Cy Young Award winner Max Scherzer.

Vitello, who has earned six National Coach of the Year honors over three different seasons at Tennessee, has recruited and developed six first-round picks during his tenure with the Vols, including Chase Dollander, who became UT's highest-drafted pitcher straight out of college in program history when he was selected by the Colorado Rockies with the No. 9 overall pick in the 2023 MLB Draft, besting Crochet, who was selected with the 11th overall pick in the 2020 MLB Draft and became the first player to go from the draft to the big leagues without playing in the minors since Mike Leake did so with the Reds in 2010. UT has had two players selected in the first round in two of the past three seasons (2022 & 2024).

Tennessee has had 43 players drafted since 2018 when Vitello took over as head coach, averaging over six picks per year. Since 2021, the Vols' 33 total draft picks lead the nation.

## Prior to Tennessee

Arkansas stood among the most competitive programs in the nation during Vitello's four seasons in Fayetteville, averaging nearly 38 wins per year, winning 40 or more games three times, appearing in three NCAA regionals and advancing to the 2015 College World Series.

Vitello coached 22 Razorbacks who were selected in four MLB Drafts.

Vitello's tenure with the Razorbacks was preceded by three seasons as an assistant coach and recruiting coordinator at TCU (which was a member of the Mountain West in his first season [2011] before joining the Big 12). Prior to that, he was an assistant coach and recruiting coordinator at Missouri (then a member of the Big 12) for eight years.

Vitello boasts the incredibly rare distinction of having mentored both a National Hitter of the Year (Benintendi) and National Pitcher of the Year (Crow), during his coaching career. Benintendi won the 2015 Golden Spikes Award as America's top amateur baseball player while Crow claimed the 2008 Roger Clemens Award following a campaign in which he won 13 games, posted four shutouts, totaled 127 strikeouts and at one point threw 43 consecutive scoreless innings. Crow became the highest MLB Draft pick in Mizzou history when the Washington Nationals selected him ninth overall that summer.

A three-year letterwinner at Missouri (2000-02), Vitello earned Academic All-Big 12 Conference honors as a senior and was named to the Big 12 Commissioner's Honor Roll twice. Following his playing career and the completion of his management degree at Mizzou, Vitello joined the program's coaching staff as a volunteer assistant in 2003 and completed his course work for his master's degree in business. In 2004, he was elevated to full-time assistant coach.



# VITELLO'S YEAR-BY-YEAR HEAD COACHING RECORD

Year	Overall	SEC	Notable
2018	29-27	12-18	Posted best SEC home record (9-6) since 2005
2019	40-21	14-16	First NCAA Regional berth since 2005
2020	15-2	0-0	Started season 13-0 (COVID-19 shortened season)
2021	50-18	20-10	First College World Series appearance since 2005
2022	57-9	25-5	Program record 57 wins and SEC Champions (x2)
2023	44-22	16-14	Third-straight Super Regional & sixth CWS in program history
2024	60-13	22-8	MCWS Champions, SEC Regular Season & Tourney Champs
2025	46-17	16-14	Sixth straight season with 40-plus wins
<b>Overall</b>	<b>341-129 (.726)</b>	<b>125-85 (.595)</b>	<b>2024 National Champs, 3 MCWS Appearances, 4 SEC Titles</b>

# VITELLO'S NCAA APPEARANCES

Year	Team	Round
2025	Tennessee	Fayetteville Super Regional
2024	Tennessee	College World Series Champions
2023	Tennessee	College World Series
2022	Tennessee	Knoxville Super Regional
2021	Tennessee	College World Series
2019	Tennessee	Chapel Hill Regional
2017	Arkansas*	Fayetteville Regional
2015	Arkansas*	College World Series
2014	Arkansas*	Charlottesville Regional
2012	TCU*	Los Angeles Super Regional
2011	TCU*	Fort Worth Super Regional
2009	Missouri*	Oxford Regional
2008	Missouri*	Coral Gables Regional
2007	Missouri*	Columbia (Mo.) Regional
2006	Missouri*	Fullerton Super Regional
2005	Missouri*	Fullerton Regional
2004	Missouri*	Fayetteville Regional
2003	Missouri*	Starkville Regional

\*Assistant Coach **BOLD** = CWS



# COACHING & FULL-TIME SUPPORT STAFF



**ASSOC. HEAD COACH/RECRUITING COORD.**  
**JOSH ELANDER** 8th year • 3B Coach (#24)

Promoted to Associate Head Coach in 2023 and has helped lead UT to five straight NCAA Tournaments

Heads up Tennessee's recruiting efforts, and has helped put together seven top-15 signing classes

Works primarily with UT's hitters and catchers and played a major part in team's record-breaking power numbers (NCAA-best 566 HRs in last four seasons)



**ASSISTANT COACH/PITCHING**  
**FRANK ANDERSON** 8th year

In his 36th season coaching at the DI level and is regarded as one of the nation's premier pitching coaches

Named the 2022 Rawlings Pitching Coach of the Year

Has guided Vols to top-20 finishes nationally in ERA, WHIP, K-to-BB ratio and walks allowed in each of the past six seasons

Coached 98 pitchers that have been selected in MLB Draft



**ASSISTANT COACH**  
**ROSS KIVETT** 5th year • 1B Coach (#26)

Member of UT's staff from 2018-21 before coaching at Houston the past three seasons

UH saw year-to-year increases in each of the following offensive categories: home runs, OPS, on-base percentage and slugging percentage

Works primarily with the team's infielders and helped Houston finish as one of the nation's top fielding teams in 2022 and 2023



**DIRECTOR OF SPORTS PERFORMANCE**  
**QUENTIN EBERHARDT** 7th year

Was head strength coach for the Vols from 2018-21 prior to accepting the same role for the Chicago Cubs in 2022 before returning to Tennessee in 2023

Under Eberhardt's guidance, the Big Orange have seen drastic increases in their power and strikeout numbers each season

Has nine years of experience as a strength coach in the pro ball ranks



**DIRECTOR OF PLAYER DEVELOPMENT**  
**RICKY MARTINEZ** 3rd year • 1st as DoPD

Was an assistant coach and recruiting coordinator at New Mexico State in 2024, helping coach Aggies to an 11-win increase from 2023

Was a student assistant on Vitello's staff in 2022 and 2023, working primarily with the infielders

Was Tennessee's starting shortstop in 2019 and helped lead the Vols to their first NCAA Regional appearance since 2005



**DIRECTOR OF RECRUITING OPERATIONS**  
**LUKE BONFIELD** 6th year • 1st as DoRO

Promoted to a full-time role on UT's staff in 2021 following two years as a graduate student manager (2019-20)

Played for Tony Vitello at Arkansas and was a starting outfielder on the Razorbacks' 2018 College World Series team

Played two years of pro ball before getting into coaching and works primarily with Tennessee's outfielders



**DIR. OF OPERATIONS/PITCHING PERFORMANCE**  
**JOSH REYNOLDS** 1st year

A veteran coach at the Division I level with more than 20 years of college and professional baseball experience as a player and a coach

Spent the 2023 season as the pitching coach at Cincinnati, helping the Bearcats to a 32-25 record and a 17-13 mark during their first year in the Big 12

Served as Northwestern's interim head coach in late 2021 and 2022



**ASST. DIRECTOR OF BASEBALL OPERATIONS**  
**ADAM LOW** 2nd year

In his second season as the program's Assistant Director of Baseball Operations, serving as a liaison between the University and the baseball program while assisting the coaching staff in the day-to-day operations

Spent multiple years as a student manager at Tennessee before moving into an operations role

Son of ESPN.com senior writer Chris Low



**VIDEO COORDINATOR**  
**SEAN MCCANN** 8th year

Has built the program's video, scouting and analytics department from scratch since arriving in 2018

Served as Prep Baseball Report's National Scouting Crosschecker for two years (2016-17)

Spent 18 years coaching at various levels of college baseball, including nine years as an assistant coach and recruiting coordinator at Missouri and Kansas State



**DIRECTOR OF ANALYTICS**  
**ZACH STOVALL** 2nd year

Joined the staff in a full-time role prior to the 2024 season after spending the previous three years in a player development role with the Texas Rangers organization

Prior to working with the Rangers, spent three seasons (2018-2020) as a video manager for the Vols while he was a student at UT

Oversees all analytical resources used by the team on a daily basis



**ASSOC. DIRECTOR OF SPORTS MEDICINE**  
**JEFF WOOD** 25th year

The longest tenured member of UT's baseball staff, serving as the program's athletic trainer since 2001

Spent 10 years as a certified trainer in the Baltimore Orioles organization (including a four-year stint as head trainer for the AAA Rochester Red Wings)

Native of Winfield, West Virginia, with a bachelor's degree in Education from Marshall (1984) and a master's in Exercise Science from UT (2002)



**ASST. DIRECTOR OF SPORTS NUTRITION**  
**BETH SCHWARTZ** 2nd year

Oversees the nutrition program for Tennessee's baseball, volleyball and swimming & diving programs

Registered dietitian and an active member of the Collegiate and Professional Sports Dietitians Association (CPSDA), American Culinary Federation and an advisory board member with the UT Culinary Institute in Knoxville.

Four-year letterwinner on Tennessee's rowing team from 2001-05

## SEC STANDINGS

PL	SCHOOL	CONF	OVERALL	PCT	HOME	ROAD	NEUTRAL	T25	STRK
1.	^Texas	22-8	44-14	.759	28-7	11-5	5-2	15-10	L1
2.	Arkansas	20-10	46-13	.780	35-4	8-7	3-2	14-7	W3
3.	LSU	19-11	46-15	.754	33-6	8-8	5-1	11-9	W1
	%Vanderbilt	19-11	43-18	.705	29-7	10-9	4-2	13-13	L2
5.	Georgia	18-12	43-17	.717	30-5	10-11	3-1	14-12	L2
6.	Auburn	17-13	41-18	.695	28-6	7-11	6-1	16-12	W3
7.	Ole Miss	16-14	43-21	.672	28-10	9-8	6-3	16-12	L1
	<b>Tennessee</b>	<b>16-14</b>	<b>46-17</b>	<b>.730</b>	<b>32-10</b>	<b>9-6</b>	<b>5-1</b>	<b>14-11</b>	<b>W1</b>
	Alabama	16-14	41-18	.695	25-7	11-9	5-2	17-14	L3
10.	Florida	15-15	39-22	.639	26-10	11-8	2-4	9-16	L1
	Mississippi State	15-15	36-23	.610	22-8	9-11	5-4	9-18	L1
12.	Oklahoma	14-16	38-22	.633	20-10	10-11	8-1	11-15	L1
13.	Kentucky	13-17	31-26	.544	19-10	11-13	1-3	11-15	L1
14.	Texas A&M	11-19	30-26	.536	21-13	6-10	3-3	8-16	L1
15.	South Carolina	6-24	28-29	.491	23-12	4-14	1-3	4-19	L3
16.	Missouri	3-27	16-39	.291	8-20	4-15	4-4	0-22	L4

As of June 3 | ^SEC Champion, % SEC Tournament Champion

## NCAA SUPER REGIONAL SCHEDULES

### FRIDAY-SUNDAY SERIES

Miami at Louisville (3 pm | 11 am | TBD)

Florida State at Oregon State (6 pm | 9 pm | TBD)

Arizona at North Carolina (12 pm | 12 pm | TBD)

Coastal Carolina at Auburn (9 pm | 3 pm | TBD)

### SATURDAY-MONDAY SERIES

UTSA at UCLA (7 pm | 3 pm | TBD)

Murray State at Duke (1 pm | 12 pm | TBD)

West Virginia at LSU (2 pm | 6 pm | TBD)

**Tennessee at Arkansas (5 pm | 3 pm | TBD)**

## SEC PRESEASON POLL

TEAM	POINTS
1. Texas A&M (10)	228
<b>2. Tennessee (1)</b>	<b>215</b>
3. Arkansas (3)	214
4. LSU (1)	204
5. Florida (1)	183
6. Georgia	165
7. Vanderbilt	156
8. Texas	146
9. Mississippi State	112
10. Kentucky	102
11. Oklahoma	101
12. Auburn	100
13. Alabama	98
14. South Carolina	61
15. Ole Miss	60
16. Missouri	31

First-place votes in parentheses

## UT IN THE POLLS

	D1B	USAT	BA	NCBWA	PG
PRE/WK1	4	2	3	2	5
WK2	4	--	3	2	5
WK3	3	1	2	2	4
WK4	2	1	1	1	1
WK5	2	1	1	1	1
WK6	1	1	1	1	1
WK7	1	1	1	3	1
WK8	1	1	1	1	1
WK9	5	4	4	5	5
WK10	4	3	2	3	5
WK11	6	6	5	4	7
WK12	12	6	7	5	11
WK13	15	12	13	8	17
WK14	17	14	18	12	19
WK15	21	17	23	14	24
WK16	16	16	--	16	--
WK17	--	--	--	9	--

-- denotes no poll released that week

## NATIONAL POLLS

D1Baseball.com (as of May 26)		USA Today Coaches (as of May 26)		Baseball America (as of May 19)		NCBWA (as of June 3)		Perfect Game (as of May 19)	
School	Record	School	Record	School	Record	School	Record	School	Record
1. North Carolina	42-12	1. North Carolina	42-12	1. LSU	42-13	1. North Carolina	45-13	1. LSU	42-13
2. Vanderbilt	42-16	2. Texas	42-12	2. North Carolina	39-12	2. LSU	46-15	2. Oregon	41-13
3. LSU	43-14	3. LSU	43-14	3. Georgia	42-14	3. Arkansas	46-13	3. North Carolina	39-12
4. Texas	42-12	4. Vanderbilt	42-16	4. Arkansas	43-12	4. Oregon State	45-13-1	4. Georgia	42-14
5. Oregon	42-14	5. Arkansas	43-13	5. Texas	42-11	5. Florida State	41-14	5. Arkansas	43-12
6. Arkansas	43-13	6. Georgia	42-15	6. Oregon	41-13	6. Auburn	41-18	6. Texas	42-11
7. Florida State	38-14	7. Oregon	42-14	7. Auburn	38-17	7. UCLA	45-16	7. Auburn	38-17
8. Oregon State	41-12-1	8. Florida State	38-14	8. Coastal Carolina	44-11	8. Coastal Carolina	51-11	8. Oregon State	41-12-1
9. Auburn	38-18	9. Oregon State	41-12	9. Florida State	37-13	<b>9. Tennessee</b>	<b>46-17</b>	9. Coastal Carolina	44-11
10. Georgia	42-15	10. Auburn	38-18	10. Vanderbilt	39-16	10. UTSA	47-13	10. Vanderbilt	39-16
11. Coastal Carolina	48-11	11. Coastal Carolina	48-11	11. Oregon State	41-12-1	11. Arizona	42-18	11. Florida State	37-13
12. Southern Miss	44-14	12. Clemson	44-16	12. Florida	37-19	12. West Virginia	44-14	12. Clemson	41-15
13. UCLA	42-16	13. UCLA	42-16	13. Dallas Baptist	38-14	13. Murray State	41-14	13. Dallas Baptist	38-14
14. Clemson	44-16	14. Southern Miss	44-14	14. Clemson	41-15	14. Louisville	38-21	14. Florida	37-19
15. Ole Miss	40-19	15. Ole Miss	40-19	15. UCLA	39-15	15. Duke	40-19	15. Southern Miss	41-13
<b>16. Tennessee</b>	<b>43-16</b>	<b>16. Tennessee</b>	<b>43-16</b>	16. Ole Miss	34-17	16. Miami	34-25	16. UCLA	39-15
17. Florida	38-20	17. Georgia Tech	40-17	17. Southern Miss	41-13	17. Texas	44-14	17. UTSA	42-11
18. Georgia Tech	40-17	18. Florida	38-20	18. Alabama	40-15	18. Vanderbilt	43-18	18. Georgia Tech	38-16
19. Northeastern	48-9	19. UC Irvine	41-15	19. Georgia Tech	39-16	19. Georgia	43-17	19. UC Irvine	39-13
20. Dallas Baptist	40-16	20. Alabama	41-16	20. UTSA	41-11	20. Oregon	42-16	20. Alabama	40-15
21. Arizona	39-18	21. Northeastern	48-9	21. Kansas	42-14	21. Clemson	45-18	21. Northeastern	45-9
22. TCU	39-18	22. Dallas Baptist	40-16	22. UC Irvine	39-13	22. Southern Miss	47-16	22. Kansas	42-14
23. UC Irvine	41-15	23. Kansas	43-15	<b>23. Tennessee</b>	<b>41-15</b>	23. Ole Miss	43-21	23. West Virginia	40-13
24. Alabama	41-16	24. West Virginia	41-14	24. Northeastern	45-9	24. Florida	39-22	<b>24. Tennessee</b>	<b>41-15</b>
25. Kansas	43-15	25. TCU	39-18	25. Troy	37-19	25. Northeastern	49-11	25. TCU	37-17

\* Records displayed are from date poll was released

PROBABLE STARTER



12

LIAM DOYLE

Jr. | LHP | 6-2 | 220 | Derry, N.H. (Ole Miss/Coastal Carolina/Pinkerton Academy)

CAREER STATS

Season	W-L	APP-GS	CG	SHO	IP	H	R	ER	HR	BB	K	SV	WHIP	BAA	ERA
2023	3-1	23-7	0	0-0	56.1	43	28	26	6	20	69	1	1.12	.206	4.15
2024	3-4	16-11	0	0-0	55.0	48	40	35	11	21	84	0	1.25	.230	5.73
2025	10-3	18-16	0	0-3	92.0	58	32	29	9	30	158	1	0.96	.178	2.84
TOTALS	16-8	57-34	0	0-3	203.1	149	100	90	26	71	311	2	1.08	.200	3.98

SEASON BESTS

Innings (Starter) ..... 8.1 vs. Ole Miss (4/11)  
 Innings (Reliever) ..... 2.1 vs. Wake Forest (6/2)  
 Runs Allowed ..... 0 (8x), last vs. Wake Forest (6/2)  
 ER Allowed ..... 0 (8x), last vs. Wake Forest (6/2)  
 Strikeouts ..... 14 (2x), last vs. Ole Miss (4/11)  
 Walks ..... 0 (3x), last vs. Wake Forest (6/2)  
 Hits Allowed ..... 0 (3x), last vs. Wake Forest (6/2)

CAREER BESTS

Innings Pitched ..... 8.1 vs. Ole Miss (4/11/25)  
 Runs Allowed .... 0 (20x), last vs. Wake Forest (6/2/25)  
 ER Allowed ..... 0 (20x), last vs. Wake Forest (6/2/25)  
 Strikeouts ..... 14 (2x), last vs. Ole Miss (4/11/25)  
 Walks Allowed ... 0 (18x), last vs. Wake Forest (6/2/25)  
 Hits Allowed ..... 0 (9x), last vs. Wake Forest (6/2/25)

GAME-BY-GAME STATS

Date	Opponent	GS	IP	H	R	ER	BB	SO	2B	3B	HR	WP	BK	HBP	IBB	Score	W-L	Sv	ERA	NP
Feb 14	HOFSTRA	*	5.0	1	0	0	0	11	0	0	0	0	0	0	0	15-0	1-0	0	0.00	58
Feb 21	SAMFORD	*	5.1	2	1	1	1	14	0	0	1	0	0	0	0	5-1	2-0	0	0.87	81
Feb 28	vs Oklahoma State	*	4.1	3	0	0	2	9	1	0	0	0	0	0	0	5-2	2-0	0	0.61	90
Mar 07	ST. BONAVENTU	*	5.2	0	0	0	2	13	0	0	0	0	0	0	0	12-0	3-0	0	0.44	104
Mar 14	FLORIDA	*	4.2	3	1	1	2	6	0	0	1	0	0	1	0	5-3	3-0	0	0.72	105
Mar 20	at Alabama	*	6.0	6	6	5	4	9	2	0	0	0	0	2	0	5-6	3-1	0	2.03	110
Mar 28	at South Carolina	*	5.2	9	5	5	1	11	1	0	1	1	1	0	0	11-7	4-1	0	2.95	97
Apr 04	TEXAS A&M	*	6.0	0	0	0	2	8	0	0	0	0	0	2	0	10-0	5-1	0	2.53	96
Apr 11	at Ole Miss	*	8.1	3	2	2	2	14	0	0	1	1	0	0	0	3-2	6-1	0	2.47	111
Apr 18	KENTUCKY	*	7.0	4	2	2	1	9	1	0	1	0	0	2	0	8-2	7-1	0	2.48	101
Apr 25	at LSU	*	6.2	1	0	0	3	6	0	0	0	0	0	0	0	3-6	7-1	0	2.23	109
May 02	AUBURN	*	1.0	1	2	2	1	2	0	0	1	0	0	0	0	1-6	7-2	0	2.47	23
May 03	AUBURN	*	2.0	1	0	0	2	3	1	0	0	0	0	0	1	5-4	8-2	0	2.39	34
May 09	VANDERBILT	*	7.0	3	0	0	0	12	0	0	0	0	0	1	0	3-2	9-2	0	2.17	100
May 16	at Arkansas	*	4.2	11	8	6	2	10	1	0	3	0	0	1	0	6-8	9-3	0	2.72	104
May 22	vs Texas	*	3.2	6	4	4	2	5	1	1	0	1	0	0	0	7-5	9-3	0	3.04	79
May 30	MIAMI (OH)	*	6.2	4	1	1	3	11	2	0	0	0	0	0	0	9-2	10-3	0	2.91	104
Jun 02	WAKE FOREST	*	2.1	0	0	0	0	5	0	0	0	0	0	0	0	11-5	10-3	1	2.84	31
Totals			16	92.0	58	32	29	30	158	10	1	9	3	1	9	124-61	10-3	1	2.84	-

BIO INFORMATION

CAREER HONORS

- 2025 Golden Spikes Award Finalist
- 2025 Dick Howser Trophy Finalist
- 2025 College Baseball Foundation National Pitcher of the Year Semifinalist
- 2025 SEC Pitcher of the Year
- 2025 All-SEC -- 1st Team (SP)
- 2025 NCAA Knoxville Regional Most Outstanding Player

2025

- National Rankings: Wins (10 - t-9th) | ERA (2.84 - 32nd) | Strikeouts (158 - 1st) | Strikeouts/9 Inn. (15.46 - 1st) | Hits Allowed/9 Inn. (5.67 - 7th) | WHIP (0.96 - 12th)
- Was named the NCAA Knoxville Regional Most Outstanding Player after going 1-0 and recording a save in his two appearances, pitching nine innings and allowing just one earned run on four hits while striking out 16 batters over the weekend.
- Tossed another gem in series-opening win vs. No. 10 Vanderbilt (5/9), going seven shutout innings while allowing just three hits and striking out 12 to improve to 9-2 on the year.
- Made two appearances (one start, one relief appearance) in Auburn series after weekend was affected by weather and went 1-1 in the series after tossing two shutout innings of relief in game two win over the Tigers (5/3).
- Was stellar yet again on Friday night at No. 3 LSU (4/25), allowing just one hit over 6.2 shutout innings to go along with six strikeouts.
- Posted another quality start in series-opening win vs. Kentucky (4/18), striking out nine batters while allowing just two runs on four hits in seven innings.
- Named SEC Co-Pitcher of the Week for the second week in a row after a dominant outing at No. 6 Ole Miss, tying a career-high with 14 strikeouts over a career-long 8.1 innings pitched to earn the win and improve to 6-1 on the year
- Earned SEC Pitcher of the Week honors for the second time after tossing six shutout innings with eight strikeouts in UT's series-opening no-hitter vs. Texas A&M (4/4).
- Collected another double digit strikeout outing, finishing with 11 while earning the win in an 11-7 victory over South Carolina (3/28).
- Allowed just one run on three hits with six strikeouts in 4.2 innings in SEC opener vs. No. 6 Florida (3/14).
- Helped toss the ninth no-hitter in program history, striking out 13 batters over 5.2 innings and retiring 17 straight at one point to shut out St. Bonaventure (3/7).
- Kept his hot start to the season going with nine strikeouts in 4.1 shutout innings of work against No. 16 Oklahoma State (2/28).
- Logged a new career-high in strikeouts with 14 against Samford (2/21), allowing only two hits over 5.1 innings in a 5-1 victory.
- Claimed his first win as a Volunteer against Hofstra (2/14), sitting down eight straight via strikeout before finishing with a career-high 11 total punchouts while allowing just one hit over five innings in his Tennessee debut.

NOTABLE

- Full name is Liam Shannon Doyle
- Born on June 3, 2004
- Son of Kathleen and Steven Doyle
- His father, Steven, played soccer at UMass Lowell
- Was the No. 3 overall ranked prospect and the No. 1 left-handed pitcher in the state of New Hampshire for the Class of 2022 according to Perfect Game and the No. 40 left-handed pitcher nationally
- A two-time New Hampshire State Player of the Year by Prep Baseball Report for 2021 and 2022

- 2025 NCAA All-Knoxville Regional Team (SP)
- 2025 Midseason All-American -- 1st Team (D1Baseball, Perfect Game)
- SEC Pitcher of the Week -- April 14 | April 7, 2025 | March 10, 2025
- 2025 Astros Foundation College Classic All-Tournament Team (SP)
- 2025 Baseball America Preseason All-American -- 3rd Team (SP)
- 2023 Sun Belt Tournament First Team

PROBABLE STARTER



23

MARCUS PHILLIPS

Jr. | RHP | 6-4 | 246 | Sioux Falls, S.D. (Iowa Western CC/Roosevelt HS)

CAREER STATS

Season	W-L	GP-GS	CG	SHO	IP	H	R	ER	HR	BB	K	SV	WHIP	BAA	ERA
2024	0-0	19-2	0	0-2	20.0	15	13	11	2	15	22	3	1.50	.208	4.95
2025	4-4	16-16	1	1-0	77.2	67	41	32	10	32	93	0	1.27	.229	3.71
TOTALS	4-4	35-18	1	1-2	97.2	82	54	47	12	47	115	3	1.32	.225	3.96

SEASON BESTS

Innings (Starter)	7.0 vs. Florida (3/15)
Innings (Reliever)	N/A
Runs Allowed	0 (2x), last vs. Florida (3/15)
ER Allowed	0 (3x), last vs. Kentucky (4/19)
Strikeouts	8 (4x), last vs. Cincinnati (5/31)
Walks	0 (3x), last vs. Vanderbilt (5/10)
Hits Allowed	1 (2x) last vs. Samford (2/22)

CAREER BESTS

Innings Pitched	7.0 vs. Florida (3/15/25)
Runs Allowed	0 (14x), last vs. Florida (3/15/25)
ER Allowed	0 (16x), last vs. Kentucky (4/19/25)
Strikeouts	8 (4x), last vs. Cincinnati (5/31/25)
Walks Allowed	0 (12x), last vs. Vanderbilt (5/10/25)
Hits Allowed	0 (12x), last vs. Texas A&M (6/22/24)

GAME-BY-GAME STATS

Date	Opponent	GS	IP	H	R	ER	BB	SO	2B	3B	HR	WP	BK	HBP	IBB	Score	W-L	Sv	ERA	NP
Feb 15	HOFSTRA	*	4.0	1	0	0	2	4	0	0	0	0	0	0	0	18-1	0-0	0	0.00	55
Feb 22	SAMFORD	*	4.2	1	2	1	3	8	0	0	0	0	0	1	0	7-3	0-0	0	1.04	69
Mar 01	vs Rice	*	4.2	5	1	1	1	8	2	0	0	1	0	0	0	13-3	0-0	0	1.35	89
Mar 08	ST. BONAVENTU	*	5.2	3	1	1	0	5	2	0	1	0	0	0	0	11-1	1-0	0	1.42	85
Mar 15	FLORIDA	*	7.0	5	0	0	1	7	0	0	0	0	0	0	0	10-0	2-0	0	1.04	110
Mar 21	at Alabama	*	4.2	4	3	2	2	3	0	0	0	1	0	2	0	10-7	2-0	0	1.47	79
Mar 29	at South Carolina	*	5.0	5	3	3	0	7	0	0	1	0	0	0	0	7-5	2-0	0	2.02	90
Apr 05	TEXAS A&M-1	*	4.2	5	4	4	1	6	0	0	3	0	0	1	0	3-9	2-1	0	2.68	80
Apr 12	at Ole Miss	*	3.1	4	5	4	3	6	1	0	1	0	0	0	0	5-8	2-2	0	3.30	75
Apr 19	KENTUCKY	*	5.0	6	2	0	4	8	2	0	0	0	0	0	0	1-4	2-3	0	2.96	98
Apr 26	at LSU	*	6.2	3	2	2	4	6	1	0	2	1	0	0	0	9-3	3-3	0	2.93	100
May 03	AUBURN	*	4.1	5	3	2	2	4	1	0	0	0	0	0	0	5-4	3-3	0	3.02	85
May 10	VANDERBILT	*	3.2	5	5	5	0	5	1	0	1	0	0	2	0	6-10	3-4	0	3.55	73
May 15	at Arkansas	*	4.1	7	3	3	3	3	2	0	0	0	0	1	0	10-7	3-4	0	3.72	87
May 21	vs Alabama	*	4.0	4	4	1	2	5	3	0	0	0	0	0	0	15-10	3-4	0	3.64	72
May 31	CINCINNATI	*	6.0	4	3	3	4	8	0	0	1	0	0	0	0	10-6	4-4	0	3.71	98
Totals			16	77.2	67	41	32	93	15	0	10	3	0	7	0	140-81	4-4	0	3.71	-

BIO INFORMATION

CAREER HONORS

- 2025 Golden Spikes Award Midseason Watch List
- 2025 Midseason All-American -- 1st Team (Perfect Game)
- College Baseball Foundation National Pitcher of the Week -- March 18, 2025
- SEC Co-Pitcher of the Week - March 17, 2025
- 2023-24 First-Year SEC Academic Honor Roll

2025

- Tied a career high with eight strikeouts and earned the win after tossing six solid innings vs. Cincinnati (5/31) to send UT to the NCAA Knoxville Regional final.
- Retired the first nine batters he faced and struck out five while allowing just one earned run over four innings in SEC Tournament start vs. No. 15 Alabama (5/21).
- Had one of his best starts of the season in win at No. 3 LSU (4/26), holding the Tigers to just two runs on three hits while striking out six over 6.2 innings, including six consecutive scoreless frames to start the game.
- Provided UT with a gritty performance in a losing effort vs. Kentucky (4/19), tying a career-high with eight strikeouts and holding the Wildcats to just two unearned runs over five innings.
- Tabbed the College Baseball Foundation National Pitcher of the Week and the SEC Pitcher of the Week after tossing a seven-inning complete-game shutout against No. 6 Florida (3/15), striking out seven while scattering five hits to improve to 2-0.
- Secured his first-career victory in an 11-1 win over St. Bonaventure (3/8), tossing a career high 5.2 innings and striking out five batters.
- Threw 4.2 frames and posted another career-best eight-strikeout performance in win against Rice (3/1).
- Doubled his previous career high in strikeouts, punching out eight batters in 4.2 innings against Samford (2/22).
- Made his first-career weekend start on Opening Weekend vs. Hofstra (2/15), allowing only one hit and striking out four batters over four scoreless innings.

NOTABLE

- Full name is Marcus Allen Phillips
- Born on July 26, 2004
- Majoring in psychology
- Son of Melissa and Steve Phillips
- Has one brother, Christopher, and one sister, Mackenzie
- Brother, Chris, played collegiate baseball at Benedictine College in Arizona
- Father, Steve, played college football and baseball at Kentucky before playing five years of professional baseball in the New York Yankees organization (1991-95). After his playing career, Phillips got into coaching and spent 10 years as a coach in the minor leagues
- Favorite actor is Denzel Washington
- Lettered in both baseball and basketball for four years in high school





2025 Tennessee Baseball  
Overall Statistics for Tennessee (as of Jun 03, 2025)  
(All games Sorted by Batting avg)



Record: 46-17 Home: 32-10 Away: 9-6 Neutral: 5-1 SEC: 16-14

Player	avg	gp-gs	ab	r	h	2b	3b	hr	rbi	tb	slg%	bb	hp	so	gdp	ob%	sf	sh	sb-att	po	a	e	fld%
6 Gavin Kilen	.363	51-50	204	59	74	13	4	15	46	140	.686	28	3	26	7	.443	2	0	6-8	48	71	5	.960
9 Hunter Ensley	.343	62-62	233	46	80	17	0	10	62	127	.545	30	7	40	9	.427	4	0	7-8	110	3	1	.991
11 Andrew Fischer	.343	63-63	210	69	72	16	0	24	64	160	.762	62	8	41	1	.500	4	0	4-4	367	31	5	.988
1 Dean Curley	.315	63-63	235	66	74	8	1	13	48	123	.523	44	7	47	6	.436	1	0	8-12	63	97	17	.904
4 Manny Marin	.288	56-43	146	23	42	9	0	3	23	60	.411	12	7	34	1	.363	3	3	2-3	26	65	5	.948
16 Dalton Bargo	.282	61-52	195	46	55	14	1	14	40	113	.579	25	5	61	1	.374	2	1	3-5	58	24	7	.921
13 Reese Chapman	.281	62-62	210	44	59	11	2	13	53	113	.538	20	5	70	1	.350	5	3	4-6	81	9	0	1.000
5 Cannon Peebles	.251	51-47	175	30	44	8	0	11	41	85	.486	19	4	43	2	.335	2	0	0-1	487	51	4	.993
-----																							
10 Chris Newstrom	.339	32-13	56	14	19	3	0	5	19	37	.661	8	1	19	2	.424	1	1	3-3	14	7	0	1.000
15 Hunter High	.333	16-0	9	5	3	0	0	1	4	6	.667	5	1	5	0	.600	0	0	1-1	6	0	0	1.000
14 Blake Grimmer	.326	26-9	43	14	14	0	0	4	15	26	.605	10	2	9	0	.473	0	0	1-1	1	3	0	1.000
27 Stone Lawless	.304	27-20	56	17	17	4	1	5	20	38	.679	19	1	13	1	.487	0	0	1-2	210	19	4	.983
30 Levi Clark	.303	49-36	122	30	37	9	0	10	34	76	.623	35	7	36	2	.476	2	0	1-1	25	3	1	.966
8 Jay Abernathy	.275	52-27	102	37	28	3	0	0	9	31	.304	22	1	21	4	.405	1	2	8-11	39	6	2	.957
20 Colby Backus	.200	20-0	15	7	3	2	0	0	1	5	.333	2	1	6	1	.333	0	0	1-1	7	0	0	1.000
2 Ariel Antigua	.194	50-20	72	15	14	1	0	0	11	15	.208	9	3	11	0	.306	1	5	3-3	36	77	8	.934
46 Brayden Sharp	.000	5-0	5	2	0	0	0	0	0	0	.000	1	0	1	0	.167	0	0	1-1	1	1	0	1.000
Totals	.304	63	2088	524	635	118	9	128	490	1155	.553	351	63	483	38	.415	28	15	54-71	1606	523	69	.969
Opponents	.230	63	2009	284	463	79	7	65	252	751	.374	220	49	714	27	.320	8	10	119-153	1535	468	55	.973

LOB - Team (486), Opp (406). DPs turned - Team (32), Opp (46). IBB - Team (9), FISCHER, A. 4, CLARK, L. 2, CHAPMAN, R. 1, LAWLESS, S. 1, PEEBLES, C. 1, Opp (6). Picked off - MARIN, M. 1.

(All games Sorted by Earned run avg)

Player	era	w-l	app	gs	cg	sho	sv	ip	h	r	er	bb	so	2b	3b	hr	b/avg	wp	hp	bk	sfa	sha
12 Liam Doyle	2.84	10-3	18	16	0	0/3	1	92.0	58	32	29	30	158	10	1	9	.178	3	9	1	1	0
23 Marcus Phillips	3.71	4-4	16	16	1	1/0	0	77.2	67	41	32	32	93	15	0	10	.229	3	7	0	2	1
-----																						
42 Bryson Thacker	0.00	0-0	5	0	0	0/0	0	4.1	1	1	0	4	7	0	0	0	.077	0	1	0	0	0
43 Luke Payne	0.00	0-0	5	0	0	0/0	0	3.2	1	0	0	4	5	0	0	0	.077	2	0	0	0	0
48 Tanner Wiggins	0.00	0-0	4	0	0	0/0	0	2.1	1	0	0	4	4	0	0	0	.125	1	0	0	0	0
36 Brayden May	0.00	0-0	1	0	0	0/1	0	1.0	0	0	0	1	1	0	0	0	.000	0	0	0	0	0
31 Austin Hunley	2.79	2-0	12	0	0	0/0	0	9.2	10	4	3	4	12	2	0	0	.270	0	4	0	0	0
17 Thomas Crabtree	3.00	2-0	12	2	0	0/0	0	15.0	8	5	5	5	20	2	0	4	.151	2	2	0	0	0
35 Michael Sharmen	3.18	3-1	17	3	0	0/1	0	22.2	19	11	8	10	25	6	0	1	.229	0	2	0	0	3
18 Austin Breedlove	3.42	3-0	25	2	0	0/0	0	23.2	20	10	9	8	31	2	0	1	.233	3	2	0	0	0
33 AJ Russell	3.52	2-1	11	6	0	0/0	0	23.0	22	15	9	9	34	6	1	2	.239	0	1	1	0	0
37 Dylan Loy	3.98	4-0	31	1	0	0/1	2	31.2	19	16	14	11	36	4	0	6	.168	3	3	0	1	1
7 Nate Snead	4.01	4-2	22	1	0	0/0	5	49.1	54	31	22	19	42	6	1	4	.277	10	3	0	3	1
25 Brandon Arvidson	4.34	2-0	28	2	0	0/1	1	37.1	27	23	18	20	69	4	0	4	.196	5	1	1	0	0
34 Brayden Krenznel	4.45	3-0	19	2	0	0/0	0	32.1	35	17	16	19	41	6	1	3	.289	0	3	0	1	0
50 Tanner Franklin	5.06	1-2	25	1	0	0/2	2	37.1	40	22	21	9	51	8	1	6	.276	3	4	0	0	1
19 Andrew Behnke	5.11	2-0	14	0	0	0/0	0	12.1	10	7	7	3	6	1	0	4	.238	1	3	0	0	2
21 Tegan Kuhns	5.40	2-4	15	10	0	0/0	0	36.2	43	27	22	16	40	4	2	5	.285	0	2	1	0	0
46 Brayden Sharp	6.75	1-0	8	0	0	0/0	0	8.0	7	6	6	5	15	2	0	4	.233	0	1	0	0	1
28 Ryan Combs	7.36	0-0	13	0	0	0/0	1	11.0	12	9	9	6	20	0	0	2	.273	2	1	0	0	0
44 Nic Abraham	8.31	1-0	6	1	0	0/0	0	4.1	9	7	4	1	4	1	0	0	.375	0	0	0	0	0
Totals	3.93	46-17	63	63	1	4/3	12	535.1	463	284	234	220	714	79	7	65	.230	38	49	4	8	10
Opponents	8.11	17-46	63	63	0	1/1	9	511.2	635	524	461	351	483	118	9	128	.304	65	63	6	28	15

PB - Team (8), LAWLESS, S. 5, PEEBLES, C. 3, Opp (11). Pickoffs - Team (5), SHARMAN, M. 2, PEEBLES, C. 1, FRANKLIN, T. 1, PHILLIPS, M. 1, Opp (1). SBA/ATT - PEEBLES, C. (74-95), LAWLESS, S. (45-54), PHILLIPS, M. (37-41), KUHNS, T. (16-19), SNEAD, N. (8-13), ARVIDSON, B. (10-12), DOYLE, L. (8-11), SHARMAN, M. (8-10), LOY, D. (8-9), BREEDLOVE, A. (6-9), HUNLEY, A. (5-6), BEHNKE, A. (4-6), KRENZEL, B. (4-6), FRANKLIN, T. (1-5), RUSSELL, A. (3-5), COMBS, R. (1-1).



2025 Tennessee Baseball  
Overall Statistics for Tennessee (as of Jun 03, 2025)  
(NCAA Tournament Sorted by Batting avg)



Record: 3-1 Home: 3-1 Away: 0-0 SEC: 0-0

Player	avg	gp-gs	ab	r	h	2b	3b	hr	rbi	tb	slg%	bb	hp	so	gdp	ob%	sf	sh	sb-att	po	a	e	fld%
6 Gavin Kilen	.474	4-4	19	8	9	2	1	0	3	13	.684	2	0	2	1	.524	0	0	0-0	3	10	0	1.000
11 Andrew Fischer	.375	4-4	16	7	6	2	0	2	9	14	.875	4	0	4	0	.500	0	0	0-0	28	0	1	.966
1 Dean Curley	.364	4-4	11	3	4	0	0	1	7	7	.636	6	0	2	0	.588	0	0	0-1	2	5	1	.875
4 Manny Marin	.333	4-4	15	4	5	1	0	1	5	9	.600	2	0	3	0	.412	0	0	0-0	0	2	0	1.000
5 Cannon Peebles	.267	4-4	15	3	4	4	0	0	0	8	.533	2	0	5	0	.353	0	0	0-0	54	4	0	1.000
9 Hunter Ensley	.200	4-4	15	4	3	0	0	0	1	3	.200	5	0	3	1	.400	0	0	1-1	5	0	0	1.000
30 Levi Clark	.154	4-4	13	3	2	0	0	1	2	5	.385	2	2	5	0	.353	0	0	0-0	0	0	0	.000
13 Reese Chapman	.154	4-4	13	2	2	0	0	1	5	5	.385	2	0	5	0	.235	2	0	1-2	6	0	0	1.000
16 Dalton Bargo	.063	4-4	16	1	1	0	0	0	1	1	.063	2	0	5	0	.167	0	0	0-0	4	0	0	1.000
-----																							
8 Jay Abernathy	.000	2-0	1	1	0	0	0	0	0	0	.000	0	0	0	0	.000	0	0	0-0	1	0	0	1.000
27 Stone Lawless	.000	1-0	0	0	0	0	0	0	0	0	.000	0	0	0	0	.000	0	0	0-0	2	0	0	1.000
2 Ariel Antigua	.000	2-0	0	0	0	0	0	0	0	0	.000	0	0	0	0	.000	0	0	0-0	0	1	1	.500
Totals	.269	4	134	36	36	9	1	6	33	65	.485	27	2	34	2	.394	2	0	2-4	105	24	4	.970
Opponents	.212	4	132	20	28	8	1	6	19	56	.424	18	0	60	1	.305	1	0	6-6	102	31	3	.978

LOB - Team (27), Opp (26). DPs turned - Team (1), Opp (2). IBB - Team (1), FISCHER, A. 1.

(NCAA Tournament Sorted by Earned run avg)

Player	era	w-l	app	gs	cg	sho	sv	ip	h	r	er	bb	so	2b	3b	hr	b/avg	wp	hp	bk	sfa	sha
12 Liam Doyle	1.00	1-0	2	1	0	0/0	1	9.0	4	1	1	3	16	2	0	0	.133	0	0	0	0	0
23 Marcus Phillips	4.50	1-0	1	1	0	0/0	0	6.0	4	3	3	4	8	0	0	1	.200	0	0	0	1	0
25 Brandon Arvidson	7.94	0-0	2	0	0	0/0	1	5.2	5	5	5	3	13	2	0	1	.227	0	0	0	0	0
-----																						
50 Tanner Franklin	0.00	0-0	1	0	0	0/0	0	1.1	1	0	0	1	3	0	0	0	.200	0	0	0	0	0
18 Austin Breedlove	0.00	0-0	1	0	0	0/0	0	0.1	0	0	0	0	0	0	0	0	.000	0	0	0	0	0
33 AJ Russell	4.15	0-0	2	1	0	0/0	0	4.1	6	5	2	2	9	3	0	1	.286	0	0	1	0	0
19 Andrew Behnke	4.50	0-0	1	0	0	0/0	0	2.0	1	1	1	0	1	0	0	1	.143	0	0	0	0	0
34 Brayden Krenznel	6.75	1-0	1	0	0	0/0	0	2.2	1	2	2	2	3	0	0	1	.111	0	0	0	0	0
7 Nate Snead	6.75	0-1	1	0	0	0/0	0	1.1	4	1	1	2	3	0	1	0	.500	0	0	0	0	0
37 Dylan Loy	7.71	0-0	2	1	0	0/0	0	2.1	2	2	2	1	4	1	0	1	.222	0	0	0	0	0
Totals	4.37	3-1	4	4	0	0/0	2	35.0	28	20	17	18	60	8	1	6	.212	0	0	1	1	0
Opponents	8.21	1-3	4	4	0	0/0	0	34.0	36	36	31	27	34	9	1	6	.269	2	2	0	2	0

PB - Team (1), PEEBLES, C. 1. Pickoffs - Team (1), PHILLIPS, M. 1. SBA/ATT - PEEBLES, C. (6-6), RUSSELL, A. (2-2), FRANKLIN, T. (1-1), DOYLE, L. (1-1), KRENZEL, B. (1-1), PHILLIPS, M. (1-1).



2025 Tennessee Baseball  
Overall Statistics for Tennessee (as of Jun 03, 2025)  
(All Games vs. SEC Teams Sorted by Batting avg)



Record: 18-15 Home: 7-8 Away: 9-6 Neutral: 2-1 SEC: 16-14

Player	avg	gp-gs	ab	r	h	2b	3b	hr	rbi	tb	slg%	bb	hp	so	gdp	ob%	sf	sh	sb-att	po	a	e	fld%
11 Andrew Fischer	.345	33-33	119	28	41	9	0	11	23	83	.697	29	2	26	0	.477	1	0	0-0	224	15	2	.992
9 Hunter Ensley	.331	33-33	139	20	46	6	0	6	35	70	.504	8	5	25	4	.386	1	0	5-5	75	2	0	1.000
1 Dean Curley	.301	33-33	133	30	40	5	1	4	17	59	.444	18	1	32	4	.388	0	0	2-4	33	54	10	.897
16 Dalton Bargo	.289	33-29	121	25	35	11	1	7	23	69	.570	8	3	41	1	.343	2	1	1-1	29	13	2	.955
6 Gavin Kilen	.274	25-24	106	17	29	5	0	4	13	46	.434	6	1	18	3	.316	1	0	1-2	25	32	4	.934
13 Reese Chapman	.268	32-32	112	19	30	5	1	6	23	55	.491	9	4	45	1	.339	2	2	3-4	44	3	0	1.000
5 Cannon Peebles	.257	31-27	105	14	27	3	0	7	26	51	.486	6	2	26	1	.304	2	0	0-1	296	30	3	.991
4 Manny Marin	.247	31-29	93	9	23	4	0	0	10	27	.290	7	4	23	1	.324	1	3	1-1	18	49	4	.944
-----																							
8 Jay Abernathy	.277	25-14	47	13	13	2	0	0	3	15	.319	11	0	14	3	.414	0	2	1-3	21	2	2	.920
10 Chris Newstrom	.250	11-6	24	3	6	1	0	0	1	7	.292	0	1	11	0	.280	0	1	0-0	5	1	0	1.000
2 Ariel Antigua	.238	23-13	42	7	10	1	0	0	6	11	.262	5	2	6	0	.340	1	4	3-3	23	47	7	.909
30 Levi Clark	.231	20-16	52	9	12	5	0	2	5	23	.442	13	2	19	1	.403	0	0	0-0	5	0	0	1.000
27 Stone Lawless	.188	9-6	16	0	3	0	0	0	1	3	.188	1	0	7	1	.235	0	0	0-1	45	7	1	.981
14 Blake Grimmer	.167	8-2	12	0	2	0	0	0	0	2	.167	0	0	6	0	.167	0	0	0-0	0	0	0	.000
15 Hunter High	.000	2-0	1	0	0	0	0	0	0	0	.000	1	0	1	0	.500	0	0	0-0	0	0	0	.000
46 Brayden Sharp	.000	1-0	0	1	0	0	0	0	0	0	.000	0	0	0	0	.000	0	0	1-1	0	0	0	.000
20 Colby Backus	.000	4-0	0	1	0	0	0	0	0	0	.000	0	0	0	0	.000	0	0	0-0	0	0	0	.000
Totals	.283	33	1122	196	317	57	3	47	186	521	.464	122	27	300	20	.363	11	13	18-26	859	283	40	.966
Opponents	.263	33	1118	200	294	41	5	42	178	471	.421	124	27	344	14	.349	6	5	74-94	854	258	18	.984

LOB - Team (245), Opp (221). DPs turned - Team (18), Opp (25). IBB - Team (6), FISCHER, A. 3, CHAPMAN, R. 1, PEEBLES, C. 1, CLARK, L. 1, Opp (6). Picked off - MARIN, M. 1.

(All Games vs. SEC Teams Sorted by Earned run avg)

Player	era	w-l	app	gs	cg	sho	sv	ip	h	r	er	bb	so	2b	3b	hr	b/avg	wp	hp	bk	sfa	sha
12 Liam Doyle	3.88	6-3	12	11	0	0/1	0	62.2	48	30	27	22	95	7	1	8	.206	3	9	1	1	0
23 Marcus Phillips	4.44	2-4	11	11	1	1/0	0	52.2	53	34	26	22	60	11	0	8	.261	2	6	0	1	1
7 Nate Snead	5.35	3-1	15	0	0	0/0	3	33.2	43	28	20	13	27	4	0	4	.309	6	1	0	2	1
-----																						
19 Andrew Behnke	0.00	0-0	5	0	0	0/0	0	2.1	0	0	0	1	0	0	0	0	.000	1	1	0	0	1
17 Thomas Crabtree	0.00	0-0	1	0	0	0/0	0	0.1	1	0	0	0	0	1	0	0	.500	0	0	0	0	0
28 Ryan Combs	0.00	0-0	1	0	0	0/0	0	0.0	1	0	0	0	0	0	0	0	1.000	0	0	0	0	0
25 Brandon Arvidson	4.26	0-0	15	0	0	0/0	0	19.0	15	14	9	10	32	1	0	1	.208	2	1	1	0	0
33 AJ Russell	4.30	2-1	6	2	0	0/0	0	14.2	14	10	7	7	18	3	1	1	.246	0	1	0	0	0
37 Dylan Loy	4.98	2-0	21	0	0	0/1	2	21.2	15	14	12	10	19	1	0	5	.190	3	3	0	1	1
21 Tegan Kuhns	6.10	0-4	11	9	0	0/0	0	31.0	38	25	21	14	32	2	1	5	.292	0	0	1	0	0
34 Brayden Krenznel	6.16	2-0	9	0	0	0/0	0	19.0	23	14	13	13	26	4	1	2	.311	0	2	0	1	0
50 Tanner Franklin	6.66	1-1	18	0	0	0/0	1	24.1	32	19	18	7	28	6	1	4	.323	3	2	0	0	1
18 Austin Breedlove	13.50	0-0	8	0	0	0/0	0	4.0	6	6	6	3	6	0	0	1	.375	0	1	0	0	0
46 Brayden Sharp	54.00	0-0	1	0	0	0/0	0	0.2	4	4	4	0	1	0	0	3	.667	0	0	0	0	0
35 Michael Sharman	54.00	0-1	3	0	0	0/0	0	0.1	1	2	2	2	0	1	0	0	.500	0	0	0	0	0
Totals	5.19	18-15	33	33	1	2/1	6	286.1	294	200	165	124	344	41	5	42	.263	20	27	3	6	5
Opponents	5.56	15-18	33	33	0	1/1	9	284.2	317	196	176	122	300	57	3	47	.283	30	27	3	11	13

PB - Team (2), PEEBLES, C. 2, Opp (6). Pickoffs - Team (1), PEEBLES, C. 1, Opp (1). SBA/ATT - PEEBLES, C. (53-67), PHILLIPS, M. (29-32), LAWLESS, S. (21-26), KUHN, T. (14-16), ARVIDSON, B. (8-10), LOY, D. (8-9), SNEAD, N. (6-9), DOYLE, L. (4-5), KRENZEL, B. (3-4), RUSSELL, A. (1-3), FRANKLIN, T. (0-3), BREEDLOVE, A. (1-2), BEHNKE, A. (0-1).



2025 Tennessee Baseball  
Overall Statistics for Tennessee (as of Jun 03, 2025)  
(Games vs. Non-SEC Teams Sorted by Batting avg)



Record: 28-2 Home: 25-2 Away: 0-0 Neutral: 3-0 SEC: 0-0

Player	avg	gp-gs	ab	r	h	2b	3b	hr	rbi	tb	slg%	bb	hp	so	gdp	ob%	sf	sh	sb-att	po	a	e	fld%
6 Gavin Kilen	.459	26-26	98	42	45	8	4	11	33	94	.959	22	2	8	4	.561	1	0	5-6	23	39	1	.984
9 Hunter Ensley	.362	29-29	94	26	34	11	0	4	27	57	.606	22	2	15	5	.479	3	0	2-3	35	1	1	.973
30 Levi Clark	.357	29-20	70	21	25	4	0	8	29	53	.757	22	5	17	1	.525	2	0	1-1	20	3	1	.958
11 Andrew Fischer	.341	30-30	91	41	31	7	0	13	41	77	.846	33	6	15	1	.526	3	0	4-4	143	16	3	.981
1 Dean Curley	.333	30-30	102	36	34	3	0	9	31	64	.627	26	6	15	2	.489	1	0	6-8	30	43	7	.913
13 Reese Chapman	.296	30-30	98	25	29	6	1	7	30	58	.592	11	1	25	0	.363	3	1	1-2	37	6	0	1.000
16 Dalton Bargo	.270	28-23	74	21	20	3	0	7	17	44	.595	17	2	20	0	.419	0	0	2-4	29	11	5	.889
5 Cannon Peebles	.243	20-20	70	16	17	5	0	4	15	34	.486	13	2	17	1	.376	0	0	0-0	191	21	1	.995
-----																							
10 Chris Newstrom	.406	21-7	32	11	13	2	0	5	18	30	.938	8	0	8	2	.512	1	0	3-3	9	6	0	1.000
14 Blake Grimmer	.387	18-7	31	14	12	0	0	4	15	24	.774	10	2	3	0	.558	0	0	1-1	1	3	0	1.000
15 Hunter High	.375	14-0	8	5	3	0	0	1	4	6	.750	4	1	4	0	.615	0	0	1-1	6	0	0	1.000
4 Manny Marin	.358	25-14	53	14	19	5	0	3	13	33	.623	5	3	11	0	.429	2	0	1-2	8	16	1	.960
27 Stone Lawless	.350	18-14	40	17	14	4	1	5	19	35	.875	18	1	6	0	.559	0	0	1-1	165	12	3	.983
8 Jay Abernathy	.273	27-13	55	24	15	1	0	0	6	16	.291	11	1	7	1	.397	1	0	7-8	18	4	0	1.000
20 Colby Backus	.200	16-0	15	6	3	2	0	0	1	5	.333	2	1	6	1	.333	0	0	1-1	7	0	0	1.000
2 Ariel Antigua	.133	27-7	30	8	4	0	0	0	5	4	.133	4	1	5	0	.257	0	1	0-0	13	30	1	.977
46 Brayden Sharp	.000	4-0	5	1	0	0	0	0	0	0	.000	1	0	1	0	.167	0	0	0-0	1	1	0	1.000
Totals	.329	30	966	328	318	61	6	81	304	634	.656	229	36	183	18	.467	17	2	36-45	747	240	29	.971
Opponents	.190	30	891	84	169	38	2	23	74	280	.314	96	22	370	13	.284	2	5	45-59	681	210	37	.960

LOB - Team (241), Opp (185). DPs turned - Team (14), Opp (21). IBB - Team (3), LAWLESS, S. 1, FISCHER, A. 1, CLARK, L. 1.

(Games vs. Non-SEC Teams Sorted by Earned run avg)

Player	era	w-l	app	gs	cg	sho	sv	ip	h	r	er	bb	so	2b	3b	hr	b/avg	wp	hp	bk	sfa	sha
-----																						
42 Bryson Thacker	0.00	0-0	5	0	0	0/0	0	4.1	1	1	0	4	7	0	0	0	.077	0	1	0	0	0
43 Luke Payne	0.00	0-0	5	0	0	0/0	0	3.2	1	0	0	4	5	0	0	0	.077	2	0	0	0	0
48 Tanner Wiggins	0.00	0-0	4	0	0	0/0	0	2.1	1	0	0	4	4	0	0	0	.125	1	0	0	0	0
36 Brayden May	0.00	0-0	1	0	0	0/1	0	1.0	0	0	0	1	1	0	0	0	.000	0	0	0	0	0
12 Liam Doyle	0.61	4-0	6	5	0	0/2	1	29.1	10	2	2	8	63	3	0	1	.108	0	0	0	0	0
7 Nate Snead	1.15	1-1	7	1	0	0/0	2	15.2	11	3	2	6	15	2	1	0	.196	4	2	0	1	0
18 Austin Breedlove	1.37	3-0	17	2	0	0/0	0	19.2	14	4	3	5	25	2	0	0	.200	3	1	0	0	0
21 Tegan Kuhns	1.59	2-0	4	1	0	0/0	0	5.2	5	2	1	2	8	2	1	0	.238	0	2	0	0	0
37 Dylan Loy	1.80	2-0	10	1	0	0/0	0	10.0	4	2	2	1	17	3	0	1	.118	0	0	0	0	0
34 Brayden Krenznel	2.03	1-0	10	2	0	0/0	0	13.1	12	3	3	6	15	2	0	1	.255	0	1	0	0	0
50 Tanner Franklin	2.08	0-1	7	1	0	0/2	1	13.0	8	3	3	2	23	2	0	2	.174	0	2	0	0	0
23 Marcus Phillips	2.16	2-0	5	5	0	0/0	0	25.0	14	7	6	10	33	4	0	2	.157	1	1	0	1	0
33 AJ Russell	2.16	0-0	5	4	0	0/0	0	8.1	8	5	2	2	16	3	0	1	.229	0	0	1	0	0
35 Michael Sharman	2.42	3-0	14	3	0	0/1	0	22.1	18	9	6	8	25	5	0	1	.222	0	2	0	0	3
46 Brayden Sharp	2.45	1-0	7	0	0	0/0	0	7.1	3	2	2	5	14	2	0	1	.125	0	1	0	0	1
31 Austin Hunley	2.79	2-0	12	0	0	0/0	0	9.2	10	4	3	4	12	2	0	0	.270	0	4	0	0	0
17 Thomas Crabtree	3.07	2-0	11	2	0	0/0	0	14.2	7	5	5	5	20	1	0	4	.137	2	2	0	0	0
25 Brandon Arvidson	4.42	2-0	13	2	0	0/1	1	18.1	12	9	9	10	37	3	0	3	.182	3	0	0	0	0
19 Andrew Behnke	6.30	2-0	9	0	0	0/0	0	10.0	10	7	7	2	6	1	0	4	.270	0	2	0	0	1
28 Ryan Combs	7.36	0-0	12	0	0	0/0	1	11.0	11	9	9	6	20	0	0	2	.256	2	1	0	0	0
44 Nic Abraham	8.31	1-0	6	1	0	0/0	0	4.1	9	7	4	1	4	1	0	0	.375	0	0	0	0	0
Totals	2.49	28-2	30	30	0	2/2	6	249.0	169	84	69	96	370	38	2	23	.190	18	22	1	2	5
Opponents	11.30	2-28	30	30	0	0/0	0	227.0	318	328	285	229	183	61	6	81	.329	35	36	3	17	2

PB - Team (6), LAWLESS, S. 5, PEEBLES, C. 1, Opp (5). Pickoffs - Team (4), SHARMAN, M. 2, FRANKLIN, T. 1, PHILLIPS, M. 1.  
SBA/ATT - LAWLESS, S. (24-28), PEEBLES, C. (21-28), SHARMAN, M. (8-10), PHILLIPS, M. (8-9), BREEDLOVE, A. (5-7), DOYLE, L. (4-6), HUNLEY, A. (5-6), BEHNKE, A. (4-5), SNEAD, N. (2-4), KUHNS, T. (2-3), RUSSELL, A. (2-2), FRANKLIN, T. (1-2), KRENZEL, B. (1-2), ARVIDSON, B. (2-2), COMBS, R. (1-1).





**2025 Tennessee Baseball**  
**Game Results for Tennessee (as of Jun 03, 2025)**  
**(All games)**



Date	Opponent		Score	Inns	Overall	SEC	Pitcher of record	Attend	Time
Feb 14, 2025	HOFSTRA	w	15-0	7	1-0-0	0-0-0	DOYLE, L. (W 1-0)	6212	2:18
Feb 15, 2025	HOFSTRA	w	18-1	7	2-0-0	0-0-0	HUNLEY, A. (W 1-0)	5249	2:52
Feb 16, 2025	HOFSTRA	w	13-1	7	3-0-0	0-0-0	BEHNKE, A. (W 1-0)	4814	2:21
Feb 18, 2025	UNC ASHEVILLE	w	29-4	7	4-0-0	0-0-0	ABRAHAM, N. (W 1-0)	4271	3:12
Feb 21, 2025	SAMFORD	w	5-1	9	5-0-0	0-0-0	DOYLE, L. (W 2-0)	4741	2:36
Feb 22, 2025	SAMFORD	w	7-3	9	6-0-0	0-0-0	SNEAD, N. (W 1-0)	5106	2:37
Feb 23, 2025	SAMFORD	w	11-1	7	7-0-0	0-0-0	HUNLEY, A. (W 2-0)	5142	2:30
Feb 25, 2025	NORTH ALABAMA	w	7-5	9	8-0-0	0-0-0	KUHNS, T. (W 1-0)	5129	3:36
Feb 28, 2025	vs #16 Oklahoma State	w	5-2	9	9-0-0	0-0-0	LOY, D. (W 1-0)	11502	3:08
Mar 01, 2025	vs Rice	w	13-3	9	10-0-0	0-0-0	SHARP, B. (W 1-0)	16226	3:17
^ Mar 02, 2025	vs #24 Arizona	w	5-1	9	11-0-0	0-0-0	ARVIDSON, B. (W 1-0)	9439	2:50
Mar 04, 2025	RADFORD	w	22-9	7	12-0-0	0-0-0	LOY, D. (W 2-0)	5070	3:43
Mar 05, 2025	XAVIER	w	13-1	9	13-0-0	0-0-0	BREEDLOVE, A (W 1-0)	4726	3:03
Mar 07, 2025	ST. BONAVENTURE	w	12-0	9	14-0-0	0-0-0	DOYLE, L. (W 3-0)	5468	3:03
Mar 08, 2025	ST. BONAVENTURE	w	11-1	7	15-0-0	0-0-0	PHILLIPS, M. (W 1-0)	6007	2:17
Mar 09, 2025	ST. BONAVENTURE	w	13-2	7	16-0-0	0-0-0	KUHNS, T. (W 2-0)	5701	2:46
Mar 11, 2025	WEST GEORGIA	w	4-2	9	17-0-0	0-0-0	CRABTREE, T. (W 1-0)	5461	2:55
* Mar 14, 2025	#6 FLORIDA	w	5-3	9	18-0-0	1-0-0	FRANKLIN, T. (W 1-0)	6298	3:04
* Mar 15, 2025	#6 FLORIDA	w	10-0	7	19-0-0	2-0-0	PHILLIPS, M. (W 2-0)	5575	2:23
* Mar 16, 2025	#6 FLORIDA	w	7-4	9	20-0-0	3-0-0	LOY, D. (W 3-0)	5579	2:44
Mar 18, 2025	ETSU	L	6-7	(10)	20-1-0	3-0-0	FRANKLIN, T. (L 1-1)	6331	4:02
* Mar 20, 2025	at #10 Alabama	L	5-6	9	20-2-0	3-1-0	DOYLE, L. (L 3-1)	4341	2:47
* Mar 21, 2025	at #10 Alabama	w	10-7	9	21-2-0	4-1-0	LOY, D. (W 4-0)	5800	3:36
* Mar 22, 2025	at #10 Alabama	w	9-2	9	22-2-0	5-1-0	KRENZEL, B. (W 1-0)	5800	3:29
Mar 25, 2025	QUEENS	w	14-3	9	23-2-0	5-1-0	ARVIDSON, B. (W 2-0)	5779	3:24
* Mar 28, 2025	at South Carolina	w	11-7	9	24-2-0	6-1-0	DOYLE, L. (W 4-1)	8242	3:01
* Mar 29, 2025	at South Carolina	w	7-5	9	25-2-0	7-1-0	SNEAD, N. (W 2-0)	8242	2:42
* Mar 30, 2025	at South Carolina	w	7-2	9	26-2-0	8-1-0	KRENZEL, B. (W 2-0)	8012	2:55
Apr 01, 2025	TENNESSEE TECH	w	7-1	9	27-2-0	8-1-0	SHARMAN, M. (W 1-0)	5839	2:48
* Apr 04, 2025	TEXAS A&M	w	10-0	7	28-2-0	9-1-0	DOYLE, L. (W 5-1)	6544	2:12
* Apr 05, 2025	TEXAS A&M-1	L	3-9	9	28-3-0	9-2-0	PHILLIPS, M. (L 2-1)	5650	3:00
* Apr 05, 2025	TEXAS A&M-2	L	6-17	8	28-4-0	9-3-0	KUHNS, T. (L 2-1)	6074	3:13
Apr 08, 2025	ALABAMA STATE	w	10-2	9	29-4-0	9-3-0	BREEDLOVE, A (W 2-0)	5081	3:20
* Apr 11, 2025	at #6 Ole Miss	w	3-2	9	30-4-0	10-3-0	DOYLE, L. (W 6-1)	11818	2:47
* Apr 12, 2025	at #6 Ole Miss	L	5-8	9	30-5-0	10-4-0	PHILLIPS, M. (L 2-2)	11790	3:05
* Apr 13, 2025	at #6 Ole Miss	w	10-8	9	31-5-0	11-4-0	SNEAD, N. (W 3-0)	10333	3:50
Apr 15, 2025	BELLARMINE	w	13-3	8	32-5-0	11-4-0	BEHNKE, A. (W 2-0)	5305	3:20
* Apr 18, 2025	KENTUCKY	w	8-2	9	33-5-0	12-4-0	DOYLE, L. (W 7-1)	5956	2:59
* Apr 19, 2025	KENTUCKY	L	1-4	9	33-6-0	12-5-0	PHILLIPS, M. (L 2-3)	5801	3:04
* Apr 20, 2025	KENTUCKY	L	2-8	9	33-7-0	12-6-0	KUHNS, T. (L 2-2)	5586	3:03
Apr 22, 2025	LIPSCOMB	w	11-1	7	34-7-0	12-6-0	SHARMAN, M. (W 2-0)	5174	2:25
* Apr 25, 2025	at #3 LSU	L	3-6	9	34-8-0	12-7-0	SNEAD, N. (L 3-1)	12919	3:22
* Apr 26, 2025	at #3 LSU	w	9-3	9	35-8-0	13-7-0	PHILLIPS, M. (W 3-3)	13376	3:46
* Apr 27, 2025	at #3 LSU	L	2-12	8	35-9-0	13-8-0	SHARMAN, M. (L 2-1)	11847	3:20
Apr 29, 2025	NORTHERN KENTUCKY	w	7-5	9	36-9-0	13-8-0	SHARMAN, M. (W 3-1)	5412	3:28
* May 02, 2025	#5 AUBURN	L	1-6	9	36-10-0	13-9-0	DOYLE, L. (L 7-2)	5406	2:53
* May 03, 2025	#5 AUBURN	w	5-4	(11)	37-10-0	14-9-0	DOYLE, L. (W 8-2)	5406	4:13
* May 04, 2025	#5 AUBURN	L	1-8	7	37-11-0	14-10-0	RUSSELL, A. (L 0-1)	6041	2:17
May 06, 2025	INDIANA STATE	w	12-1	7	38-11-0	14-10-0	BREEDLOVE, A (W 3-0)	5099	2:31
* May 09, 2025	#10 VANDERBILT	w	3-2	9	39-11-0	15-10-0	DOYLE, L. (W 9-2)	5923	3:21
* May 10, 2025	#10 VANDERBILT	L	6-10	9	39-12-0	15-11-0	PHILLIPS, M. (L 3-4)	6329	3:34
* May 11, 2025	#10 VANDERBILT	L	5-7	9	39-13-0	15-12-0	FRANKLIN, T. (L 1-2)	6070	5:28
May 13, 2025	BELMONT	w	9-4	9	40-13-0	15-12-0	CRABTREE, T. (W 2-0)	5263	3:44
* May 15, 2025	at #5 Arkansas	w	10-7	9	41-13-0	16-12-0	RUSSELL, A. (W 1-1)	10693	4:03
* May 16, 2025	at #5 Arkansas	L	6-8	9	41-14-0	16-13-0	DOYLE, L. (L 9-3)	10925	3:28
* May 17, 2025	at #5 Arkansas	L	4-8	9	41-15-0	16-14-0	KUHNS, T. (L 2-3)	10925	3:31
May 21, 2025	vs #15 Alabama	w	15-10	9	42-15-0	16-14-0	RUSSELL, A. (W 2-1)	11117	3:58
May 22, 2025	vs #2 Texas	w	7-5	(12)	43-15-0	16-14-0	SNEAD, N. (W 4-1)	10135	4:21
May 24, 2025	vs #9 Vanderbilt	L	0-10	7	43-16-0	16-14-0	KUHNS, T. (L 2-4)	14775	2:26
May 30, 2025	MIAMI (OH)	w	9-2	9	44-16-0	16-14-0	DOYLE, L. (W 10-3)	5969	2:51
May 31, 2025	CINCINNATI	w	10-6	9	45-16-0	16-14-0	PHILLIPS, M. (W 4-4)	6235	3:29
Jun 01, 2025	WAKE FOREST	L	6-7	9	45-17-0	16-14-0	SNEAD, N. (L 4-2)	6015	3:11
Jun 02, 2025	WAKE FOREST	w	11-5	9	46-17-0	16-14-0	KRENZEL, B. (W 3-0)	6198	3:28

\* = Conference game  
 () extra inning game

**2025 Tennessee Baseball**  
**Team Game-by-Game for Tennessee (as of Jun 03, 2025)**  
**Batting (All games)**

Date	Opponent	ab	r	h	rbi	2b	3b	hr	tb	bb	ibb	sb	cs	hbp	sac	sf	gdp	k	po	a	e	lob	avg
Feb 14	HOFSTRA	31	15	13	13	2	1	3	26	7	0	0	0	1	0	0	0	4	21	5	1	6	.419
Feb 15	HOFSTRA	31	18	11	16	3	1	3	25	7	0	2	0	2	0	0	0	8	21	6	2	4	.387
Feb 16	HOFSTRA	26	13	9	11	0	0	1	12	13	0	0	0	1	0	1	1	6	21	6	0	10	.375
Feb 18	UNC ASHEVILLE	35	29	18	25	2	0	5	35	22	0	4	0	1	0	1	1	7	21	6	2	12	.415
Feb 21	SAMFORD	31	5	8	5	1	0	2	15	9	0	0	0	1	0	0	1	6	27	3	1	12	.383
Feb 22	SAMFORD	30	7	6	6	2	0	2	14	6	0	0	0	1	0	0	2	3	27	8	2	6	.353
Feb 23	SAMFORD	29	11	12	9	2	0	4	26	5	0	1	0	1	0	1	0	7	21	5	0	7	.362
Feb 25	NORTH ALABAMA	34	7	11	7	1	0	1	15	8	0	0	0	2	0	0	1	7	27	13	0	13	.356
Feb 28	vs Oklahoma State	34	5	10	5	1	0	4	23	3	0	0	0	1	0	0	0	11	27	8	1	9	.349
Mar 01	vs Rice	36	13	10	12	2	1	3	23	9	0	3	0	1	0	1	1	6	27	6	1	7	.341
Mar 02	vs Arizona	37	5	12	5	0	0	3	21	3	0	0	1	0	1	0	0	11	27	13	0	9	.339
Mar 04	RADFORD	33	22	16	22	3	1	5	36	13	0	3	2	2	0	0	0	8	21	7	4	6	.351
Mar 05	XAVIER	37	13	13	13	3	0	2	22	7	0	0	0	0	0	1	0	11	27	8	0	8	.351
Mar 07	ST. BONAVENTUR	32	12	11	12	3	0	4	26	7	0	1	0	1	0	1	1	5	27	7	0	5	.351
Mar 08	ST. BONAVENTUR	26	11	8	11	4	0	2	18	5	0	2	0	2	0	2	0	5	21	11	1	6	.349
Mar 09	ST. BONAVENTUR	26	13	9	12	0	0	5	24	7	0	3	0	1	0	1	0	3	21	5	1	4	.348
Mar 11	WEST GEORGIA	27	4	5	4	0	0	1	8	9	0	0	0	2	0	1	1	4	27	14	2	11	.340
*Mar 14	FLORIDA	29	5	7	4	2	1	0	11	6	1	0	0	0	0	1	1	11	27	4	0	7	.335
*Mar 15	FLORIDA	27	10	11	10	3	0	1	17	3	0	2	0	1	2	0	0	7	21	8	0	4	.338
*Mar 16	FLORIDA	30	7	6	7	2	0	2	14	6	0	0	0	1	0	0	2	6	27	9	1	6	.332
Mar 18	ETSU	40	6	7	4	3	0	1	13	7	0	1	0	3	0	0	0	9	30	11	1	14	.322
*Mar 20	at Alabama	35	5	9	4	0	0	1	12	2	0	0	1	1	0	1	0	7	24	3	1	7	.319
*Mar 21	at Alabama	37	10	11	10	1	0	1	15	9	0	4	1	1	0	0	0	14	27	12	2	10	.318
*Mar 22	at Alabama	40	9	15	8	3	1	3	29	6	0	0	0	1	0	1	1	10	27	10	1	12	.321
Mar 25	QUEENS	34	14	12	13	3	0	2	21	9	0	3	0	3	0	1	0	4	27	7	1	9	.322
*Mar 28	at South Carolina	35	11	10	11	1	1	2	19	4	0	2	0	1	1	2	0	6	27	5	0	5	.321
*Mar 29	at South Carolina	35	7	8	7	1	0	3	18	1	0	0	0	1	0	0	0	7	27	12	0	3	.317
*Mar 30	at South Carolina	38	7	12	7	3	0	2	21	2	1	1	0	1	0	0	0	10	27	17	1	7	.317
Apr 01	TENNESSEE TECH	35	7	11	6	3	0	3	23	2	0	0	0	0	0	0	1	4	27	11	0	6	.317
*Apr 04	TEXAS A&M	30	10	12	10	2	0	4	26	1	0	0	0	0	0	0	0	4	21	7	1	3	.319
*Apr 05	TEXAS A&M	36	3	9	3	0	0	1	12	1	0	0	1	1	0	0	0	7	27	7	2	8	.317
*Apr 05	TEXAS A&M	31	6	10	5	2	0	1	15	2	0	0	1	0	1	0	0	11	24	6	0	4	.317
Apr 08	ALABAMA STATE	27	10	8	8	1	0	3	18	14	0	1	1	2	0	1	2	4	27	10	0	10	.317
*Apr 11	at Ole Miss	31	3	5	3	3	0	0	8	4	0	0	0	1	1	0	0	10	27	6	0	7	.312
*Apr 12	at Ole Miss	36	5	9	4	0	0	3	18	3	0	0	0	1	0	0	1	7	24	7	2	8	.310
*Apr 13	at Ole Miss	35	10	11	9	1	0	3	21	7	0	1	0	1	3	1	0	5	27	9	4	10	.310
Apr 15	BELLARMINE	39	13	16	13	3	1	3	30	9	0	5	0	1	0	1	1	1	24	9	2	14	.314
*Apr 18	KENTUCKY	32	8	9	8	1	0	3	19	6	0	0	0	0	0	0	1	8	27	9	0	6	.313
*Apr 19	KENTUCKY	31	1	3	1	0	0	0	3	4	0	0	0	0	0	0	0	15	27	11	2	7	.308
*Apr 20	KENTUCKY	32	2	6	2	1	0	1	10	3	0	0	0	0	0	0	1	8	27	13	2	6	.305
Apr 22	LIPSCOMB	31	11	14	11	3	0	4	29	4	0	0	1	1	1	0	1	3	21	11	1	6	.308
*Apr 25	at LSU	35	3	9	3	3	0	0	12	5	1	1	0	0	0	0	1	12	26	7	2	10	.307
*Apr 26	at LSU	36	9	10	7	2	0	1	15	8	2	3	1	3	0	1	0	11	27	13	2	12	.306
*Apr 27	at LSU	29	2	7	2	3	0	0	10	1	0	0	1	0	0	1	0	8	23	8	0	5	.305
Apr 29	NORTHERN KENT	30	7	10	7	5	0	2	21	7	2	5	0	1	0	1	1	6	27	12	1	8	.305
*May 02	AUBURN	32	1	6	1	2	0	0	8	0	0	0	0	0	0	0	1	10	27	10	0	4	.303
*May 03	AUBURN	41	5	17	5	3	0	1	23	7	1	0	1	1	2	1	0	14	33	16	2	16	.306
*May 04	AUBURN	23	1	4	1	1	0	1	8	1	0	0	0	2	0	0	0	7	21	11	0	4	.304
May 06	INDIANA STATE	28	12	11	12	1	0	5	27	3	0	0	1	2	0	1	0	1	21	6	1	4	.305
*May 09	VANDERBILT	28	3	9	3	3	0	0	12	2	0	0	0	0	1	0	3	7	27	7	1	4	.306
*May 10	VANDERBILT	36	6	10	6	1	0	3	20	2	0	0	0	1	0	0	1	11	27	6	2	6	.305
*May 11	VANDERBILT	38	5	11	5	1	0	2	18	2	0	0	0	3	0	1	0	6	27	6	3	12	.305
May 13	BELMONT	33	9	11	9	1	0	2	18	7	0	0	1	1	0	0	1	5	27	8	0	8	.305
*May 15	at Arkansas	41	10	15	9	0	0	4	27	7	0	3	0	0	0	0	1	11	27	13	1	11	.307
*May 16	at Arkansas	40	6	14	6	5	0	1	22	2	0	0	0	1	0	0	1	6	24	5	1	10	.308
*May 17	at Arkansas	36	4	9	4	1	0	1	13	4	0	1	0	0	0	0	0	14	24	6	2	9	.306
May 21	vs Alabama	41	15	20	14	3	0	1	26	6	0	0	1	1	1	0	2	7	27	5	1	10	.310
May 22	vs Texas	41	7	9	7	2	0	1	14	2	0	0	0	3	1	1	3	12	36	10	2	5	.308
May 24	vs Vanderbilt	25	0	4	0	1	0	0	5	3	0	0	0	0	0	0	0	11	18	5	2	7	.307
May 30	MIAMI (OH)	32	9	9	8	2	0	1	14	7	0	0	2	0	0	1	0	3	27	10	1	7	.306
May 31	CINCINNATI	37	10	12	10	4	1	1	21	8	0	0	0	0	0	1	0	8	27	6	2	9	.306
Jun 01	WAKE FOREST	34	6	6	6	1	0	2	13	5	0	0	0	0	0	0	0	12	24	2	1	6	.304
Jun 02	WAKE FOREST	31	11	9	9	2	0	2	17	7	1	2	0	2	0	0	2	11	27	6	0	5	.304
Totals		2088	524	635	490	118	9	128	1155	351	9	54	17	63	15	28	38	483	1606	523	69	486	.304

2025 Tennessee Baseball  
Team Game-by-Game for Tennessee (as of Jun 03, 2025)  
Pitching (All games)

Date	Opponent	ip	h	r	er	bb	so	2b	3b	hr	wp	bk	hbp	dp	ibb	score	w-l	sv	era
Feb 14	HOFSTRA	7.0	1	0	0	0	15	0	0	0	0	0	1	1	0	15-0	1-0	0	0.00
Feb 15	HOFSTRA	7.0	2	1	1	4	9	0	0	1	1	0	1	0	0	18-1	2-0	0	0.64
Feb 16	HOFSTRA	7.0	4	1	1	3	7	1	0	0	1	0	0	0	0	13-1	3-0	0	0.86
Feb 18	UNC ASHEVILLE	7.0	5	4	3	1	12	1	0	1	0	0	0	1	0	29-4	4-0	0	1.61
Feb 21	SAMFORD	9.0	4	1	1	1	20	0	0	1	0	0	0	0	0	5-1	5-0	1	1.46
Feb 22	SAMFORD	9.0	2	3	1	3	14	1	0	0	3	0	2	0	0	7-3	6-0	1	1.37
Feb 23	SAMFORD	7.0	5	1	1	3	10	0	0	1	1	0	1	0	0	11-1	7-0	1	1.36
Feb 25	NORTH ALABAMA	9.0	9	5	5	4	12	2	0	0	3	0	0	0	0	7-5	8-0	1	1.89
Feb 28	vs Oklahoma State	9.0	6	2	2	3	16	3	0	1	0	0	0	0	0	5-2	9-0	2	1.90
Mar 01	vs Rice	9.0	8	3	2	3	17	3	0	0	1	0	0	0	0	13-3	10-0	2	1.91
Mar 02	vs Arizona	9.0	6	1	1	4	12	1	1	0	0	0	0	1	0	5-1	11-0	2	1.82
Mar 04	RADFORD	7.0	8	9	5	2	10	2	0	0	0	0	1	2	0	22-9	12-0	2	2.16
Mar 05	XAVIER	9.0	7	1	1	3	13	3	0	1	1	0	4	0	0	13-1	13-0	2	2.06
Mar 07	ST. BONAVENTUR	9.0	0	0	0	4	16	0	0	0	0	0	0	0	0	12-0	14-0	2	1.89
Mar 08	ST. BONAVENTUR	7.0	3	1	1	0	5	2	0	1	0	0	0	0	0	11-1	15-0	2	1.86
Mar 09	ST. BONAVENTUR	7.0	7	2	1	7	13	0	0	0	1	0	1	0	0	13-2	16-0	2	1.83
Mar 11	WEST GEORGIA	9.0	5	2	1	1	6	2	0	0	1	0	1	0	0	4-2	17-0	3	1.77
*Mar 14	FLORIDA	9.0	9	3	3	3	10	0	0	1	1	0	1	2	0	5-3	18-0	4	1.85
*Mar 15	FLORIDA	7.0	5	0	0	1	7	0	0	0	0	0	0	0	0	10-0	19-0	4	1.76
*Mar 16	FLORIDA	9.0	5	4	1	2	11	1	0	0	0	0	3	0	0	7-4	20-0	5	1.72
Mar 18	ETSU	10.0	10	7	6	4	11	0	0	4	0	0	1	2	0	6-7	20-1	5	1.94
*Mar 20	at Alabama	8.0	6	6	5	4	11	2	0	0	0	0	2	0	0	5-6	20-2	5	2.10
*Mar 21	at Alabama	9.0	12	7	6	4	7	0	0	1	1	0	3	1	0	10-7	21-2	6	2.29
*Mar 22	at Alabama	9.0	6	2	1	3	12	1	0	0	0	0	0	0	0	9-2	22-2	6	2.23
Mar 25	QUEENS	9.0	6	3	3	1	18	0	0	1	1	0	2	1	0	14-3	23-2	6	2.26
*Mar 28	at South Carolina	9.0	13	7	7	2	14	2	0	2	1	1	0	0	0	11-7	24-2	6	2.46
*Mar 29	at South Carolina	9.0	11	5	5	2	8	0	0	1	0	0	0	2	0	7-5	25-2	6	2.56
*Mar 30	at South Carolina	9.0	10	2	2	3	5	1	0	0	0	0	2	3	0	7-2	26-2	6	2.54
Apr 01	TENNESSEE TECH	9.0	8	1	1	2	13	2	0	0	0	0	2	1	0	7-1	27-2	6	2.48
*Apr 04	TEXAS A&M	7.0	0	0	0	2	8	0	0	0	0	0	2	1	0	10-0	28-2	6	2.41
*Apr 05	TEXAS A&M	9.0	11	9	8	3	14	1	0	4	2	0	1	0	0	3-9	28-3	6	2.61
*Apr 05	TEXAS A&M	8.0	16	17	17	7	14	0	0	7	0	0	0	0	0	6-17	28-4	6	3.10
Apr 08	ALABAMA STATE	9.0	6	2	2	1	9	1	0	1	0	0	1	1	0	10-2	29-4	6	3.07
*Apr 11	at Ole Miss	9.0	3	2	2	3	14	0	0	1	1	0	0	0	0	3-2	30-4	7	3.03
*Apr 12	at Ole Miss	8.0	9	8	6	6	13	1	0	2	0	0	0	1	0	5-8	30-5	7	3.13
*Apr 13	at Ole Miss	9.0	12	8	5	4	11	2	1	1	3	0	1	0	2	10-8	31-5	7	3.19
Apr 15	BELLARMINE	8.0	5	3	2	5	13	0	0	1	0	0	1	1	0	13-3	32-5	7	3.16
*Apr 18	KENTUCKY	9.0	5	2	2	1	11	1	0	1	0	0	2	0	0	8-2	33-5	7	3.13
*Apr 19	KENTUCKY	9.0	8	4	2	6	10	2	0	0	0	0	1	0	0	1-4	33-6	7	3.10
*Apr 20	KENTUCKY	9.0	11	8	7	3	7	4	0	0	1	0	0	0	0	2-8	33-7	7	3.20
Apr 22	LIPSCOMB	7.0	5	1	1	1	6	0	0	1	0	0	0	1	0	11-1	34-7	7	3.17
*Apr 25	at LSU	8.2	6	6	0	4	8	0	0	1	0	0	0	0	0	3-6	34-8	7	3.09
*Apr 26	at LSU	9.0	4	3	3	4	7	1	0	3	1	0	0	0	0	9-3	35-8	8	3.09
*Apr 27	at LSU	7.2	13	12	12	8	8	4	2	3	0	0	1	0	1	2-12	35-9	8	3.31
Apr 29	NORTHERN KENT	9.0	7	5	5	7	12	2	0	0	1	0	2	0	0	7-5	36-9	9	3.35
*May 02	AUBURN	9.0	8	6	6	3	11	0	0	3	1	0	2	0	0	1-6	36-10	9	3.42
*May 03	AUBURN	11.0	8	4	3	5	10	3	0	0	1	0	0	1	1	5-4	37-10	9	3.39
*May 04	AUBURN	7.0	10	8	8	5	6	1	0	0	3	0	0	1	0	1-8	37-11	9	3.51
May 06	INDIANA STATE	7.0	6	1	1	6	9	2	0	0	2	0	0	1	0	12-1	38-11	9	3.47
*May 09	VANDERBILT	9.0	6	2	2	0	14	1	0	1	0	0	1	1	0	3-2	39-11	10	3.44
*May 10	VANDERBILT	9.0	10	10	9	3	14	2	0	1	0	1	3	1	0	6-10	39-12	10	3.56
*May 11	VANDERBILT	9.0	9	7	6	3	11	0	1	4	0	0	0	0	0	5-7	39-13	10	3.61
May 13	BELMONT	9.0	6	4	4	5	12	2	0	2	1	0	1	0	0	9-4	40-13	10	3.61
*May 15	at Arkansas	9.0	15	7	7	5	8	3	0	0	0	0	1	1	0	10-7	41-13	10	3.68
*May 16	at Arkansas	8.0	13	8	6	4	14	1	0	3	0	0	1	1	0	6-8	41-14	10	3.73
*May 17	at Arkansas	8.0	7	8	7	9	12	1	0	2	0	1	0	0	0	4-8	41-15	10	3.80
May 21	vs Alabama	9.0	10	10	5	4	12	5	0	0	0	0	0	0	0	15-10	42-15	10	3.83
May 22	vs Texas	12.0	10	5	4	6	18	1	1	0	1	0	0	1	2	7-5	43-15	10	3.81
May 24	vs Vanderbilt	6.0	13	10	8	2	4	0	0	0	3	0	0	1	0	0-10	43-16	10	3.90
May 30	MIAMI (OH)	9.0	5	2	2	3	12	2	0	1	0	0	0	1	0	9-2	44-16	10	3.87
May 31	CINCINNATI	9.0	7	6	3	6	15	2	0	1	0	1	0	0	0	10-6	45-16	11	3.85
Jun 01	WAKE FOREST	8.0	10	7	7	6	17	2	1	2	0	0	0	0	0	6-7	45-17	11	3.92
Jun 02	WAKE FOREST	9.0	6	5	5	3	16	2	0	2	0	0	0	0	0	11-5	46-17	12	3.93
Totals		535.1	463	284	234	220	714	79	7	65	38	4	49	32	6	524-284	46-17	12	3.93



**2025 Tennessee Baseball**  
**Games Summary for Tennessee (as of Jun 03, 2025)**  
**(All games)**



<b>Score by innings</b>	<b>1</b>	<b>2</b>	<b>3</b>	<b>4</b>	<b>5</b>	<b>6</b>	<b>7</b>	<b>8</b>	<b>9</b>	<b>EX</b>	<b>Total</b>
Tennessee	54	76	55	66	57	86	73	38	15	4	524
Opponents	32	38	36	34	41	26	19	26	30	2	284

**Record when ...**

Overall	46-17	After 6 leading	42-1
Conference	16-14	..... trailing	2-15
Non-Conference	30-3	..... tied	2-1
Home games	32-10	After 7 leading	29-1
Away games	9-6	..... trailing	1-12
Neutral site	5-1	..... tied	4-2
Day games	22-8	After 8 leading	29-2
Night games	24-9	..... trailing	1-10
vs Left starter	16-6	..... tied	3-1
vs Right starter	30-11		
1-Run games	3-3	Hit 0 home runs	3-5
2-Run games	7-2	... 1 home run	11-8
5+Run games	27-7	... 2+ home runs	32-4
Extra innings	2-1		
Shutouts	4-1	Opponent 0 home runs	22-5
		..... 1 home run	20-2
Scoring 0-2 runs	0-6	..... 2+ HRs	4-10
..... 3-5 runs	8-6		
..... 6-9 runs	13-5	Made 0 errors	16-4
..... 10+ runs	25-0	... 1 error	18-4
		.... 2+ errors	12-9
Opponent 0-2 runs	24-0		
..... 3-5 runs	15-1	Opp. made 0 errors	16-11
..... 6-9 runs	6-12	..... 1 error	16-3
..... 10+ runs	1-4	..... 2+ errors	14-3
Scored in 1st inning	19-8	Out-hit opponent	38-5
Opp. scored in 1st	12-10	Out-hit by opponent	6-10
Scores first	32-7	Hits are tied	2-2
Opp. scores first	14-10		

**Record when team scores:**

Runs	0	1	2	3	4	5	6	7	8	9	10+
W-L	0-1	0-3	0-2	2-2	1-1	5-3	0-5	8-0	1-0	4-0	25-0

**Record when opponent scores:**

Runs	0	1	2	3	4	5	6	7	8	9	10+
W-L	4-0	10-0	10-0	6-0	4-1	5-0	1-3	3-3	1-5	1-1	1-4

**Record when leading after:**

Inn.	1	2	3	4	5	6	7	8
W-L	17-5	30-3	33-1	38-0	39-0	42-1	29-1	29-2

**Record when trailing after:**

Inn.	1	2	3	4	5	6	7	8
W-L	9-5	11-9	9-13	6-14	5-15	2-15	1-12	1-10

**Record when tied after:**

Inn.	1	2	3	4	5	6	7	8
W-L	20-7	5-5	4-3	2-3	2-2	2-1	4-2	3-1

Current winning streak: 1  
Longest winning streak: 20  
Longest losing streak: 2

Home attendance : 235035 ( 42 dates avg = 5596 )  
Away attendance : 218257 ( 21 dates avg = 10393 )  
Total attendance: 453292 ( 63 dates avg = 7195 )





**2025 Tennessee Baseball**  
**Season Game Highs for Tennessee (as of Jun 03, 2025)**  
**(All games)**



**TEAM GAME HIGHS**

**Batting**

At bats:	41	-	(4 times )
Runs scored:	29	-	vs UNC Asheville (Feb 18, 2025)
Hits:	20	-	vs Alabama (May 21, 2025 at Hoover, Ala.)
RBIs:	25	-	vs UNC Asheville (Feb 18, 2025)
Doubles:	5	-	vs Northern Kentucky (Apr 29, 2025)
	5	-	at Arkansas (May 16, 2025)
Triples:	1	-	(9 times )
Home runs:	5	-	(4 times )
Total bases:	36	-	vs Radford (Mar 04, 2025)
Walks:	22	-	vs UNC Asheville (Feb 18, 2025)
Strikeouts:	15	-	vs Kentucky (Apr 19, 2025)
Sac hits:	3	-	at Ole Miss (Apr 13, 2025)
Sac flies:	2	-	vs St. Bonaventure (Mar 08, 2025)
	2	-	at South Carolina (Mar 28, 2025)
Stolen bases:	5	-	vs Bellarmine (Apr 15, 2025)
	5	-	vs Northern Kentucky (Apr 29, 2025)
Hit by pitch:	3	-	(5 times )
Caught stealing:	2	-	vs Radford (Mar 04, 2025)
	2	-	vs Miami (OH) (May 30, 2025)
Runners LOB:	16	-	vs Auburn (May 03, 2025)
Hit into DP:	3	-	vs Alabama State (Apr 08, 2025)
	3	-	vs Vanderbilt (May 09, 2025)
	3	-	vs Texas (May 22, 2025 at Hoover, Ala.)

**Fielding**

Putouts:	36	-	vs Texas (May 22, 2025 at Hoover, Ala.)
Assists:	17	-	at South Carolina (Mar 30, 2025)
Errors:	4	-	vs Radford (Mar 04, 2025)
	4	-	at Ole Miss (Apr 13, 2025)
Passed balls:	1	-	(8 times )
DPs turned:	3	-	at South Carolina (Mar 30, 2025)

**Pitching**

Innings pitched:	12.0	-	vs Texas (May 22, 2025 at Hoover, Ala.)
Runs allowed:	17	-	vs Texas A&M (Apr 05, 2025)
Earned runs:	17	-	vs Texas A&M (Apr 05, 2025)
Walks allowed:	9	-	at Arkansas (May 17, 2025)
Strikeouts:	20	-	vs Samford (Feb 21, 2025)
Hits allowed:	16	-	vs Texas A&M (Apr 05, 2025)
Doubles allowed:	5	-	vs Alabama (May 21, 2025 at Hoover, Ala.)
Triples allowed:	2	-	at LSU (Apr 27, 2025)
Homers allowed:	7	-	vs Texas A&M (Apr 05, 2025)
Wild pitches:	3	-	(5 times )
Hit batters:	4	-	vs Xavier (Mar 05, 2025)



**2025 Tennessee Baseball**  
**Season Game Highs for Tennessee (as of Jun 03, 2025)**  
**(All games)**



**INDIVIDUAL GAME HIGHS**

**Batting**

At bats:	6	-	(13 times )
Runs scored:	5	-	Dean Curley vs UNC Asheville (Feb 18, 2025)
	5	-	Jay Abernathy vs UNC Asheville (Feb 18, 2025)
	5	-	Gavin Kilen vs Rice (Mar 01, 2025 at Houston, Texas)
Hits:	4	-	(5 times )
RBIs:	5	-	(6 times )
Doubles:	2	-	(9 times )
Triples:	1	-	(9 times )
Home runs:	2	-	(12 times )
Total bases:	13	-	Gavin Kilen vs Rice (Mar 01, 2025 at Houston, Texas)
Walks:	4	-	Dean Curley vs UNC Asheville (Feb 18, 2025)
	4	-	Jay Abernathy vs UNC Asheville (Feb 18, 2025)
Strikeouts:	4	-	Stone Lawless at Alabama (Mar 21, 2025)
	4	-	Reese Chapman vs Vanderbilt (May 10, 2025)
Sac hits:	3	-	Ariel Antigua at Ole Miss (Apr 13, 2025)
Sac flies:	1	-	(28 times )
Stolen bases:	4	-	Jay Abernathy vs UNC Asheville (Feb 18, 2025)
Hit by pitch:	3	-	Andrew Fischer vs ETSU (Mar 18, 2025)
Caught stealing:	1	-	(17 times )
Runners LOB:	5	-	(4 times )

**Fielding**

Putouts:	19	-	Cannon Peebles vs Samford (Feb 21, 2025)
Assists:	7	-	Ariel Antigua at South Carolina (Mar 30, 2025)
Errors:	3	-	Dean Curley vs Radford (Mar 04, 2025)
Passed balls:	1	-	(8 times )

**Pitching**

Innings pitched:	8.1	-	Liam Doyle at Ole Miss (Apr 11, 2025)
Runs allowed:	8	-	Liam Doyle at Arkansas (May 16, 2025)
Earned runs:	6	-	Liam Doyle at Arkansas (May 16, 2025)
Walks allowed:	4	-	(5 times )
Strikeouts:	14	-	Liam Doyle vs Samford (Feb 21, 2025)
	14	-	Liam Doyle at Ole Miss (Apr 11, 2025)
Hits allowed:	11	-	Liam Doyle at Arkansas (May 16, 2025)
Doubles allowed:	3	-	Marcus Phillips vs Alabama (May 21, 2025 at Hoover, Ala.)
Triples allowed:	1	-	(7 times )
Homers allowed:	3	-	Marcus Phillips vs Texas A&M (Apr 05, 2025)
	3	-	Brayden Sharp vs Texas A&M (Apr 05, 2025)
	3	-	Liam Doyle at Arkansas (May 16, 2025)
Wild pitches:	3	-	Nate Snead vs Samford (Feb 22, 2025)
	3	-	Nate Snead at Ole Miss (Apr 13, 2025)
Hit batters:	2	-	(7 times )



2025 Tennessee Baseball  
Batting Leaders for Tennessee (as of Jun 03, 2025)  
(All games)



Hitting minimums - 1 Games 1 AB 2.0 AB/Game 1 TPA  
Pitching minimums - 1 Games 5 IP 1 BF 1.0 IP/Game

<b>Batting avg</b>		<b>Slugging pct</b>		<b>On base pct</b>	
1. 6 Gavin Kilen	.363	1. 11 Andrew Fischer	.762	1. 11 Andrew Fischer	.500
2. 9 Hunter Ensley	.343	2. 6 Gavin Kilen	.686	2. 6 Gavin Kilen	.443
3. 11 Andrew Fischer	.343	3. 16 Dalton Bargo	.579	3. 1 Dean Curley	.436
4. 1 Dean Curley	.315	4. 9 Hunter Ensley	.545	4. 9 Hunter Ensley	.427
5. 4 Manny Marin	.288	5. 13 Reese Chapman	.538	5. 16 Dalton Bargo	.374
<b>Runs scored</b>		<b>Hits</b>		<b>Runs batted in</b>	
1. 11 Andrew Fischer	69	1. 9 Hunter Ensley	80	1. 11 Andrew Fischer	64
2. 1 Dean Curley	66	2. 1 Dean Curley	74	2. 9 Hunter Ensley	62
3. 6 Gavin Kilen	59	6 Gavin Kilen	74	3. 13 Reese Chapman	53
4. 9 Hunter Ensley	46	4. 11 Andrew Fischer	72	4. 1 Dean Curley	48
16 Dalton Bargo	46	5. 13 Reese Chapman	59	5. 6 Gavin Kilen	46
<b>Doubles</b>		<b>Triples</b>		<b>Home runs</b>	
1. 9 Hunter Ensley	17	1. 6 Gavin Kilen	4	1. 11 Andrew Fischer	24
2. 11 Andrew Fischer	16	2. 13 Reese Chapman	2	2. 6 Gavin Kilen	15
3. 16 Dalton Bargo	14	3. 1 Dean Curley	1	3. 16 Dalton Bargo	14
4. 6 Gavin Kilen	13	16 Dalton Bargo	1	4. 13 Reese Chapman	13
5. 13 Reese Chapman	11	27 Stone Lawless	1	1 Dean Curley	13
<b>Total bases</b>		<b>Walks</b>		<b>Hit by pitch</b>	
1. 11 Andrew Fischer	160	1. 11 Andrew Fischer	62	1. 11 Andrew Fischer	8
2. 6 Gavin Kilen	140	2. 1 Dean Curley	44	2. 9 Hunter Ensley	7
3. 9 Hunter Ensley	127	3. 30 Levi Clark	35	30 Levi Clark	7
4. 1 Dean Curley	123	4. 9 Hunter Ensley	30	1 Dean Curley	7
5. 2 tied at.....	113	5. 6 Gavin Kilen	28	4 Manny Marin	7
<b>Sac bunts</b>		<b>Sac flies</b>		<b>Stolen bases</b>	
1. 2 Ariel Antigua	5	1. 13 Reese Chapman	5	1. 8 Jay Abernathy	8
2. 13 Reese Chapman	3	2. 9 Hunter Ensley	4	1 Dean Curley	8
4 Manny Marin	3	11 Andrew Fischer	4	3. 9 Hunter Ensley	7
4. 8 Jay Abernathy	2	4. 4 Manny Marin	3	4. 6 Gavin Kilen	6
5. 2 tied at.....	1	5. 4 tied at....	2	5. 2 tied at.....	4
<b>Caught stealing</b>		<b>Steal attempts</b>		<b>Stolen base pct</b>	
1. 1 Dean Curley	4	1. 1 Dean Curley	12	1. 11 Andrew Fischer	1.000
2. 8 Jay Abernathy	3	2. 8 Jay Abernathy	11	2. 9 Hunter Ensley	.875
3. 13 Reese Chapman	2	3. 6 Gavin Kilen	8	3. 6 Gavin Kilen	.750
6 Gavin Kilen	2	9 Hunter Ensley	8	4. 1 Dean Curley	.667
16 Dalton Bargo	2	5. 13 Reese Chapman	6	13 Reese Chapman	.667
<b>Strikeouts</b>		<b>Grounded into DP</b>		<b>Total plate appearances</b>	
1. 13 Reese Chapman	70	1. 9 Hunter Ensley	9	1. 1 Dean Curley	287
2. 16 Dalton Bargo	61	2. 6 Gavin Kilen	7	2. 11 Andrew Fischer	284
3. 1 Dean Curley	47	3. 1 Dean Curley	6	3. 9 Hunter Ensley	274
4. 5 Cannon Peebles	43	4. 8 Jay Abernathy	4	4. 13 Reese Chapman	243
5. 11 Andrew Fischer	41	5. 3 tied at.....	2	5. 6 Gavin Kilen	237
<b>At bats</b>		<b>Games played</b>		<b>Game starts</b>	
1. 1 Dean Curley	235	1. 11 Andrew Fischer	63	1. 11 Andrew Fischer	63
2. 9 Hunter Ensley	233	1 Dean Curley	63	1 Dean Curley	63
3. 11 Andrew Fischer	210	3. 9 Hunter Ensley	62	3. 9 Hunter Ensley	62
13 Reese Chapman	210	13 Reese Chapman	62	13 Reese Chapman	62
5. 6 Gavin Kilen	204	5. 16 Dalton Bargo	61	5. 16 Dalton Bargo	52
<b>Games as sub</b>					
1. 2 Ariel Antigua	30				
2. 8 Jay Abernathy	25				
3. 20 Colby Backus	20				
4. 10 Chris Newstrom	19				
5. 14 Blake Grimmer	17				



2025 Tennessee Baseball  
Pitching Leaders for Tennessee (as of Jun 03, 2025)  
(All games)



Hitting minimums - 1 Games 1 AB 2.0 AB/Game 1 TPA  
Pitching minimums - 1 Games 5 IP 1 BF 1.0 IP/Game

<b>Earned run avg</b>		<b>Opposing bat avg</b>		<b>Won-loss pct</b>	
1. 12 Liam Doyle	2.84	1. 12 Liam Doyle	.178	1. 12 Liam Doyle	.769
2. 23 Marcus Phillips	3.71	2. 23 Marcus Phillips	.229	2. 23 Marcus Phillips	.500
<b>Wins</b>		<b>Losses</b>		<b>Saves</b>	
1. 12 Liam Doyle	10	1. 21 Tegan Kuhns	4	1. 7 Nate Snead	5
2. 37 Dylan Loy	4	23 Marcus Phillips	4	2. 50 Tanner Franklin	2
7 Nate Snead	4	3. 12 Liam Doyle	3	37 Dylan Loy	2
23 Marcus Phillips	4	4. 7 Nate Snead	2	4. 3 tied at....	1
5. 3 tied at.....	3	50 Tanner Franklin	2		
<b>Innings pitched</b>		<b>Batters struck out</b>		<b>Appearances</b>	
1. 12 Liam Doyle	92.0	1. 12 Liam Doyle	158	1. 37 Dylan Loy	31
2. 23 Marcus Phillips	77.2	2. 23 Marcus Phillips	93	2. 25 Brandon Arvidson	28
		3. 25 Brandon Arvidson	69	3. 18 Austin Breedlove	25
		4. 50 Tanner Franklin	51	50 Tanner Franklin	25
		5. 7 Nate Snead	42	5. 7 Nate Snead	22
<b>Games started</b>		<b>Games finished</b>		<b>Games in relief</b>	
1. 12 Liam Doyle	16	1. 7 Nate Snead	14	1. 37 Dylan Loy	30
23 Marcus Phillips	16	2. 50 Tanner Franklin	8	2. 25 Brandon Arvidson	26
3. 21 Tegan Kuhns	10	3. 37 Dylan Loy	7	3. 50 Tanner Franklin	24
4. 33 AJ Russell	6	34 Brayden Krenzel	7	4. 18 Austin Breedlove	23
5. 35 Michael Sharman	3	5. 19 Andrew Behnke	5	5. 7 Nate Snead	21
<b>Wild pitches</b>		<b>Balks</b>		<b>Hit batters</b>	
1. 7 Nate Snead	10	1. 25 Brandon Arvidson	1	1. 12 Liam Doyle	9
2. 25 Brandon Arvidson	5	21 Tegan Kuhns	1	2. 23 Marcus Phillips	7
3. 5 tied at.....	3	12 Liam Doyle	1	3. 50 Tanner Franklin	4
		33 AJ Russell	1	31 Austin Hunley	4
				5. 4 tied at.....	3
<b>Intentional BB allowed</b>		<b>Runners picked off</b>		<b>Batters SO out looking</b>	
1. 7 Nate Snead	2	1. 35 Michael Sharman	2	1. 12 Liam Doyle	44
2. 34 Brayden Krenzel	1	2. 23 Marcus Phillips	1	2. 23 Marcus Phillips	24
12 Liam Doyle	1	5 Cannon Peebles	1	3. 50 Tanner Franklin	18
37 Dylan Loy	1	50 Tanner Franklin	1	4. 25 Brandon Arvidson	16
35 Michael Sharman	1			5. 2 tied at.....	14
<b>Sac bunts allowed</b>		<b>Sac flies allowed</b>		<b>Hits allowed</b>	
1. 35 Michael Sharman	3	1. 7 Nate Snead	3	1. 12 Liam Doyle	58
2. 19 Andrew Behnke	2	2. 23 Marcus Phillips	2	2. 23 Marcus Phillips	67
3. 5 tied at.....	1	3. 34 Brayden Krenzel	1		
		12 Liam Doyle	1		
		37 Dylan Loy	1		
<b>Runs allowed</b>		<b>Earned runs allowed</b>		<b>Walks allowed</b>	
1. 12 Liam Doyle	32	1. 12 Liam Doyle	29	1. 12 Liam Doyle	30
2. 23 Marcus Phillips	41	2. 23 Marcus Phillips	32	2. 23 Marcus Phillips	32
<b>Doubles allowed</b>		<b>Triples allowed</b>		<b>Home runs allowed</b>	
1. 12 Liam Doyle	10	1. 23 Marcus Phillips	0	1. 12 Liam Doyle	9
2. 23 Marcus Phillips	15	2. 12 Liam Doyle	1	2. 23 Marcus Phillips	10





2025 Tennessee Baseball  
Fielding Leaders for Tennessee (as of Jun 03, 2025)  
(All games)



Hitting minimums - 1 Games  
Pitching minimums - 1 Games 5 IP 1 BF 1.0 IP/Game

Fielding pct		Chances		Putouts	
1. 13 Reese Chapman	1.000	1. 5 Cannon Peebles	542	1. 5 Cannon Peebles	487
10 Chris Newstrom	1.000	2. 11 Andrew Fischer	403	2. 11 Andrew Fischer	367
20 Colby Backus	1.000	3. 27 Stone Lawless	233	3. 27 Stone Lawless	210
15 Hunter High	1.000	4. 1 Dean Curley	177	4. 9 Hunter Ensley	110
14 Blake Grimmer	1.000	5. 6 Gavin Kilen	124	5. 13 Reese Chapman	81
Assists		Errors		Fielding double plays	
1. 1 Dean Curley	97	1. 1 Dean Curley	17	1. 11 Andrew Fischer	22
2. 2 Ariel Antigua	77	2. 2 Ariel Antigua	8	2. 6 Gavin Kilen	16
3. 6 Gavin Kilen	71	3. 16 Dalton Bargo	7	1 Dean Curley	16
4. 4 Manny Marin	65	4. 3 tied at.....	5	4. 2 Ariel Antigua	12
5. 5 Cannon Peebles	51			5. 4 Manny Marin	7
Stolen bases against		Caught stealing by		Steal attempts against	
1. 5 Cannon Peebles	74	1. 5 Cannon Peebles	21	1. 5 Cannon Peebles	95
2. 27 Stone Lawless	45	2. 27 Stone Lawless	9	2. 27 Stone Lawless	54
3. 23 Marcus Phillips	37	3. 7 Nate Snead	5	3. 23 Marcus Phillips	41
4. 21 Tegan Kuhns	16	4. 23 Marcus Phillips	4	4. 21 Tegan Kuhns	19
5. 25 Brandon Arvidson	10	50 Tanner Franklin	4	5. 7 Nate Snead	13
Passed balls		Catchers interference			
1. 27 Stone Lawless	5				
2. 5 Cannon Peebles	3				



2025 Tennessee Baseball  
Miscellaneous Stats for Tennessee (as of Jun 03, 2025)  
(All games)



Multiple Hit Games	2	3	4	5+	Total
6 Gavin Kilen	17	5	2	-	24
9 Hunter Ensley	20	1	3	-	24
1 Dean Curley	19	4	-	-	23
11 Andrew Fischer	17	5	-	-	22
16 Dalton Bargo	16	2	-	-	18
13 Reese Chapman	13	1	-	-	14
5 Cannon Peebles	11	3	-	-	14
4 Manny Marin	9	2	-	-	11
30 Levi Clark	3	4	-	-	7
10 Chris Newstrom	4	1	-	-	5
8 Jay Abernathy	4	1	-	-	5
27 Stone Lawless	4	-	-	-	4
14 Blake Grimmer	3	-	-	-	3
2 Ariel Antigua	-	1	-	-	1
TEAM	140	30	5	0	175

Multiple RBI Games	2	3	4	5+	Total
9 Hunter Ensley	11	6	1	-	18
11 Andrew Fischer	6	10	1	1	18
13 Reese Chapman	7	5	2	1	15
1 Dean Curley	11	1	1	1	14
5 Cannon Peebles	10	2	1	1	14
6 Gavin Kilen	3	3	4	-	10
16 Dalton Bargo	5	3	-	1	9
30 Levi Clark	4	3	2	-	9
4 Manny Marin	5	1	1	-	7
27 Stone Lawless	5	-	1	-	6
10 Chris Newstrom	1	2	1	-	4
14 Blake Grimmer	1	1	1	1	4
2 Ariel Antigua	2	1	-	-	3
8 Jay Abernathy	1	-	-	-	1
15 Hunter High	-	1	-	-	1
TEAM	72	39	16	6	133

Hitting Streaks	Longest	Current
13 Reese Chapman	15	1
9 Hunter Ensley	13	1
16 Dalton Bargo	11	-
6 Gavin Kilen	9	4
30 Levi Clark	9	-
11 Andrew Fischer	8	4
1 Dean Curley	6	3
10 Chris Newstrom	5	-
5 Cannon Peebles	5	-
27 Stone Lawless	4	1
14 Blake Grimmer	4	-
4 Manny Marin	4	3
8 Jay Abernathy	3	-
20 Colby Backus	2	-
2 Ariel Antigua	2	-
15 Hunter High	1	1

Reached Base Streaks	Longest	Current
11 Andrew Fischer	63	63
9 Hunter Ensley	31	9
6 Gavin Kilen	21	13
16 Dalton Bargo	17	-
8 Jay Abernathy	15	-
1 Dean Curley	15	15
13 Reese Chapman	15	1
30 Levi Clark	13	3
5 Cannon Peebles	11	4
4 Manny Marin	9	4
27 Stone Lawless	8	1
10 Chris Newstrom	6	-
14 Blake Grimmer	5	-
2 Ariel Antigua	4	-
15 Hunter High	3	3
20 Colby Backus	3	3
46 Brayden Sharp	1	1



**2025 Tennessee Baseball**  
**Miscellaneous Stats for Tennessee (as of Jun 03, 2025)**  
**(All games)**



**Starting Lineup By Position**  
**(Team W-L record when starter)**

<b>PITCHER:</b>		
12 Liam Doyle	16	(12-4)
23 Marcus Phillips	16	(12-4)
21 Tegan Kuhns	10	(5-5)
33 AJ Russell	6	(4-2)
35 Michael Sharman	3	(3-0)
25 Brandon Arvidson	2	(2-0)
17 Thomas Crabtree	2	(2-0)
34 Brayden Krenzel	2	(2-0)
18 Austin Breedlove	2	(1-1)
44 Nic Abraham	1	(1-0)
7 Nate Snead	1	(1-0)
50 Tanner Franklin	1	(1-0)
37 Dylan Loy	1	(0-1)
<b>CATCHER:</b>		
5 Cannon Peebles	44	(29-15)
27 Stone Lawless	19	(17-2)
<b>FIRST BASE:</b>		
11 Andrew Fischer	58	(42-16)
30 Levi Clark	2	(2-0)
27 Stone Lawless	1	(1-0)
1 Dean Curley	1	(0-1)
16 Dalton Bargo	1	(1-0)
<b>SECOND BASE:</b>		
1 Dean Curley	25	(14-11)
6 Gavin Kilen	24	(21-3)
4 Manny Marin	10	(7-3)
10 Chris Newstrom	2	(2-0)
2 Ariel Antigua	1	(1-0)
8 Jay Abernathy	1	(1-0)
<b>THIRD BASE:</b>		
4 Manny Marin	29	(21-8)
1 Dean Curley	15	(13-2)
16 Dalton Bargo	15	(9-6)
11 Andrew Fischer	4	(3-1)
<b>SHORTSTOP:</b>		
6 Gavin Kilen	20	(12-8)
1 Dean Curley	20	(18-2)
2 Ariel Antigua	19	(14-5)
4 Manny Marin	4	(2-2)
<b>LEFT FIELD:</b>		
16 Dalton Bargo	31	(21-10)
8 Jay Abernathy	21	(18-3)
10 Chris Newstrom	8	(6-2)
30 Levi Clark	3	(1-2)
<b>CENTER FIELD:</b>		
9 Hunter Ensley	62	(45-17)
8 Jay Abernathy	1	(1-0)
<b>RIGHT FIELD:</b>		
13 Reese Chapman	62	(46-16)
10 Chris Newstrom	1	(0-1)
<b>DESIGNATED HITTER:</b>		
30 Levi Clark	31	(23-8)
14 Blake Grimmer	9	(8-1)
6 Gavin Kilen	6	(3-3)
16 Dalton Bargo	5	(4-1)
8 Jay Abernathy	4	(3-1)
5 Cannon Peebles	3	(3-0)
10 Chris Newstrom	2	(0-2)
1 Dean Curley	2	(1-1)
11 Andrew Fischer	1	(1-0)

**Starting Lineup By Lineup Spot**  
**(Team W-L record when starter)**

<b>LEADOFF:</b>		
1 Dean Curley	43	(34-9)
6 Gavin Kilen	19	(11-8)
9 Hunter Ensley	1	(1-0)
<b>2ND SPOT:</b>		
6 Gavin Kilen	31	(25-6)
11 Andrew Fischer	15	(9-6)
16 Dalton Bargo	7	(5-2)
1 Dean Curley	4	(2-2)
14 Blake Grimmer	3	(3-0)
8 Jay Abernathy	3	(2-1)
<b>3RD SPOT:</b>		
9 Hunter Ensley	50	(38-12)
11 Andrew Fischer	13	(8-5)
<b>CLEANUP:</b>		
11 Andrew Fischer	35	(29-6)
16 Dalton Bargo	15	(9-6)
9 Hunter Ensley	11	(6-5)
30 Levi Clark	1	(1-0)
1 Dean Curley	1	(1-0)
<b>5TH SPOT:</b>		
30 Levi Clark	16	(14-2)
16 Dalton Bargo	15	(10-5)
1 Dean Curley	15	(9-6)
13 Reese Chapman	9	(5-4)
5 Cannon Peebles	6	(6-0)
27 Stone Lawless	1	(1-0)
4 Manny Marin	1	(1-0)
<b>6TH SPOT:</b>		
13 Reese Chapman	40	(31-9)
30 Levi Clark	7	(4-3)
4 Manny Marin	6	(5-1)
16 Dalton Bargo	4	(3-1)
5 Cannon Peebles	3	(2-1)
8 Jay Abernathy	1	(0-1)
14 Blake Grimmer	1	(0-1)
27 Stone Lawless	1	(1-0)
<b>7TH SPOT:</b>		
4 Manny Marin	15	(12-3)
5 Cannon Peebles	14	(11-3)
30 Levi Clark	11	(6-5)
13 Reese Chapman	7	(4-3)
10 Chris Newstrom	5	(3-2)
16 Dalton Bargo	4	(3-1)
27 Stone Lawless	3	(3-0)
8 Jay Abernathy	2	(2-0)
14 Blake Grimmer	2	(2-0)
<b>8TH SPOT:</b>		
5 Cannon Peebles	22	(13-9)
27 Stone Lawless	12	(11-1)
8 Jay Abernathy	10	(9-1)
4 Manny Marin	7	(4-3)
2 Ariel Antigua	3	(2-1)
16 Dalton Bargo	3	(1-2)
10 Chris Newstrom	2	(2-0)
14 Blake Grimmer	2	(2-0)
13 Reese Chapman	1	(1-0)
30 Levi Clark	1	(1-0)
<b>9TH SPOT:</b>		
2 Ariel Antigua	17	(13-4)
4 Manny Marin	14	(8-6)
8 Jay Abernathy	11	(10-1)
10 Chris Newstrom	6	(3-3)
13 Reese Chapman	5	(5-0)
16 Dalton Bargo	4	(4-0)

[illegible]





## 2025 Tennessee Baseball Individual Career History



### Jay Abernathy

Year	avg	gp-gs	ab	r	h	2b	3b	hr	rbi	tb	slg%	bb	hbp	so	gdp	ob%	sf	sh	sb-att	po	a	e	fld%
2025	.275	52-27	102	37	28	3	0	0	9	31	.304	22	1	21	4	.405	1	2	8-11	39	6	2	.957
TOTAL	.275	52-27	102	37	28	3	0	0	9	31	.304	22	1	21	4	.405	1	2	8-11	39	6	2	.957

#### SINGLE-GAME HIGHS [all-time ranking]:

Hits: 3, at Alabama, Mar 20, 2025

Doubles: 1, Texas A&M, Apr 04, 2025; Samford, Feb 22, 2025; at South Carolina, Mar 28, 2025

Total bases: 3, Samford, Feb 22, 2025; at Alabama, Mar 20, 2025; at South Carolina, Mar 28, 2025

RBI: 2, North Alabama, Feb 25, 2025

Runs scored: 5 [t-1st], UNC Asheville, Feb 18, 2025

Walks: 4 [t-1st], UNC Asheville, Feb 18, 2025

Hit by pitch: 1, Indiana State, May 06, 2025

Struck out: 3, at Alabama, Mar 22, 2025

Sac flies: 1 [t-5th], UNC Asheville, Feb 18, 2025

Sac bunts: 1 [t-9th], Florida, Mar 15, 2025; at South Carolina, Mar 28, 2025

At bats: 5, Bellarmine, Apr 15, 2025; at Alabama, Mar 20, 2025; at Alabama, Mar 22, 2025

Stolen bases: 4 [2nd], UNC Asheville, Feb 18, 2025

Caught stealing: 1 [t-1st], Alabama State, Apr 08, 2025; at LSU, Apr 27, 2025; at Alabama, Mar 20, 2025

Field chances: 4, Alabama State, Apr 08, 2025; Florida, Mar 15, 2025

Putouts: 3, Alabama State, Apr 08, 2025; Florida, Mar 15, 2025; at Alabama, Mar 21, 2025

Assists: 1, 6 times

### Nic Abraham

Year	avg	gp-gs	ab	r	h	2b	3b	hr	rbi	tb	slg%	bb	hbp	so	gdp	ob%	sf	sh	sb-att	po	a	e	fld%
2025	.000	0-0	0	0	0	0	0	0	0	0	.000	0	0	0	0	.000	0	0	0-0	0	1	1	.500
TOTAL	.000	0-0	0	0	0	0	0	0	0	0	.000	0	0	0	0	.000	0	0	0-0	0	1	1	.500

Year	era	w-l	app	gs	cg	sho	sv	ip	h	r	er	bb	so	2b	3b	hr	bf	bavg	wp	hbp	bk	sfa	sha
2025	8.31	1-0	6	1	0	0/0	0	4.1	9	7	4	1	4	1	0	0	25	.375	0	0	0	0	0
TOTAL	8.31	1-0	6	1	0	0/0	0	4.1	9	7	4	1	4	1	0	0	25	.375	0	0	0	0	0

#### SINGLE-GAME HIGHS [all-time ranking]:

Innings pitched: 1.1, UNC Asheville, Feb 18, 2025

Walks allowed: 1, Radford, Mar 04, 2025

Strikeouts: 2, vs Rice, Mar 01, 2025

Batters faced: 6, UNC Asheville, Feb 18, 2025

Field chances: 1, Alabama State, Apr 08, 2025; vs Rice, Mar 01, 2025

Assists: 1, Alabama State, Apr 08, 2025



## 2025 Tennessee Baseball Individual Career History



### Ariel Antigua

Year	avg	gp-gs	ab	r	h	2b	3b	hr	rbi	tb	slg%	bb	hbp	so	gdp	ob%	sf	sh	sb-att	po	a	e	fld%
2024	.217	40-6	23	4	5	2	0	0	4	7	.304	2	0	9	1	.280	0	0	0-0	10	29	2	.951
2025	.194	50-20	72	15	14	1	0	0	11	15	.208	9	3	11	0	.306	1	5	3-3	36	77	8	.934
TOTAL	.200	90-26	95	19	19	3	0	0	15	22	.232	11	3	20	1	.300	1	5	3-3	46	106	10	.938

#### SINGLE-GAME HIGHS [all-time ranking]:

Hits: 3, Bellarmine, Apr 16, 2024; at Alabama, Mar 22, 2025

Doubles: 1, Alabama A&M, Apr 09, 2024; Bellarmine, Apr 16, 2024; at Alabama, Mar 22, 2025

Total bases: 4, Bellarmine, Apr 16, 2024; at Alabama, Mar 22, 2025

RBI: 3, Alabama A&M, Apr 09, 2024; at South Carolina, Mar 28, 2025

Runs scored: 2, at Alabama, Mar 22, 2025

Walks: 1, 11 times

Hit by pitch: 2 [t-3rd], at LSU, Apr 26, 2025

Struck out: 2, at Alabama, Mar 21, 2025; vs Vanderbilt, May 25, 2024

Sac flies: 1 [t-5th], at South Carolina, Mar 28, 2025

Sac bunts: 3 [1st], at Ole Miss, Apr 13, 2025

At bats: 5, Bellarmine, Apr 16, 2024; Xavier, Mar 05, 2025; Queens, Mar 25, 2025

Stolen bases: 1, at LSU, Apr 26, 2025; at South Carolina, Mar 28, 2025; at South Carolina, Mar 30, 2025

Field chances: 11, at South Carolina, Mar 30, 2025

Putouts: 4, Tennessee Tech, Apr 01, 2025

Assists: 9 [t-1st], Tennessee Tech, Mar 26, 2024

### Brandon Arvidson

Year	avg	gp-gs	ab	r	h	2b	3b	hr	rbi	tb	slg%	bb	hbp	so	gdp	ob%	sf	sh	sb-att	po	a	e	fld%
2025	.000	0-0	0	0	0	0	0	0	0	0	.000	0	0	0	0	.000	0	0	0-0	0	1	1	.500
TOTAL	.000	0-0	0	0	0	0	0	0	0	0	.000	0	0	0	0	.000	0	0	0-0	0	1	1	.500

Year	era	w-l	app	gs	cg	sho	sv	ip	h	r	er	bb	so	2b	3b	hr	bf	bavg	wp	hbp	bk	sfa	sha
2025	4.34	2-0	28	2	0	0/1	1	37.1	27	23	18	20	69	4	0	4	159	.196	5	1	1	0	0
TOTAL	4.34	2-0	28	2	0	0/1	1	37.1	27	23	18	20	69	4	0	4	159	.196	5	1	1	0	0

#### SINGLE-GAME HIGHS [all-time ranking]:

Innings pitched: 5.1, at Wake Forest, Jun 01, 2025; vs Texas, May 22, 2025

Walks allowed: 3, at LSU, Apr 27, 2025; at Wake Forest, Jun 01, 2025

Strikeouts: 12 [t-7th], at Wake Forest, Jun 01, 2025

Batters faced: 24, at Wake Forest, Jun 01, 2025

Field chances: 1, Texas A&M, Apr 05, 2025; vs Texas, May 22, 2025

Assists: 1, Texas A&M, Apr 05, 2025

Runners CS: 1, Florida, Mar 16, 2025; at Arkansas, May 17, 2025



## 2025 Tennessee Baseball Individual Career History



### Colby Backus

Year	avg	gp-gs	ab	r	h	2b	3b	hr	rbi	tb	slg%	bb	hbp	so	gdp	ob%	sf	sh	sb-att	po	a	e	fld%
2024	.387	28-5	31	16	12	3	0	5	12	30	.968	6	1	13	0	.500	0	0	2-2	11	1	0	1.000
2025	.200	20-0	15	7	3	2	0	0	1	5	.333	2	1	6	1	.333	0	0	1-1	7	0	0	1.000
TOTAL	.326	48-5	46	23	15	5	0	5	13	35	.761	8	2	19	1	.446	0	0	3-3	18	1	0	1.000

#### SINGLE-GAME HIGHS [all-time ranking]:

Hits: 2, Bellarmine, Apr 16, 2024; Belmont, May 14, 2024

Doubles: 1, 5 times

Home runs: 1, 5 times

Total bases: 5, Bellarmine, Apr 16, 2024; Belmont, May 14, 2024

RBI: 3, Alabama A&M, Apr 09, 2024; ETSU, Feb 21, 2024

Runs scored: 3, Alabama A&M, Apr 09, 2024

Walks: 2, Alabama A&M, Apr 09, 2024

Hit by pitch: 1, Illinois, Mar 09, 2024; Belmont, May 13, 2025

Struck out: 2, 4 times

At bats: 4, Western Carolina, Apr 23, 2024

Stolen bases: 2, Alabama A&M, Apr 09, 2024

Field chances: 3, at Kentucky, Apr 21, 2024

Putouts: 3, at Kentucky, Apr 21, 2024

Assists: 1, Alabama A&M, Apr 09, 2024

### Dalton Bargo

Year	avg	gp-gs	ab	r	h	2b	3b	hr	rbi	tb	slg%	bb	hbp	so	gdp	ob%	sf	sh	sb-att	po	a	e	fld%
2023*	.279	50-45	165	25	46	6	3	5	23	73	.442	19	9	44	1	.379	2	0	0-0	0	0	0	.000
2024	.280	50-27	107	27	30	5	0	8	27	59	.551	12	5	37	1	.373	2	0	2-3	14	7	0	1.000
2025	.282	61-52	195	46	55	14	1	14	40	113	.579	25	5	61	1	.374	2	1	3-5	58	24	7	.921
TOTAL	.281	111-79	302	73	85	19	1	22	67	172	.570	37	10	98	2	.374	4	1	5-8	72	31	7	.936
All*	.281	161-124	467	98	131	25	4	27	90	245	.525	56	19	142	3	.376	6	1	5-8	72	31	7	.936

\* Statistics from prior team/school

#### SINGLE-GAME HIGHS [all-time ranking]:

Hits: 3, 4 times

Doubles: 1, 19 times

Triples: 1 [t-1st], at Alabama, Mar 22, 2025

Home runs: 2 [t-5th], 4 times

Total bases: 9, UNC Asheville, Feb 18, 2025

RBI: 5, UNC Asheville, Feb 18, 2025

Runs scored: 4 [t-5th], UNC Asheville, Feb 18, 2025; Illinois, Mar 09, 2024

Walks: 3 [t-6th], Illinois, Mar 09, 2024

Hit by pitch: 1, 10 times

Struck out: 4 [t-1st], at Auburn, Apr 05, 2024

Sac flies: 1 [t-5th], 4 times

Sac bunts: 1 [t-9th], Auburn, May 03, 2025

At bats: 5, 12 times

Stolen bases: 1, 5 times

Caught stealing: 1 [t-1st], Lipscomb, Apr 22, 2025; UAlbany, Feb 25, 2024; Belmont, May 13, 2025

Field chances: 5, UNC Asheville, Feb 18, 2025; West Georgia, Mar 11, 2025

Putouts: 5, UNC Asheville, Feb 18, 2025

Assists: 3, Texas A&M, Apr 05, 2025; Kentucky, Apr 19, 2025; St. Bonaventure, Mar 07, 2025



## 2025 Tennessee Baseball Individual Career History



### Andrew Behnke

Year	avg	gp-gs	ab	r	h	2b	3b	hr	rbi	tb	slg%	bb	hbp	so	gdp	ob%	sf	sh	sb-att	po	a	e	fld%
2023	.000	0-0	0	0	0	0	0	0	0	0	.000	0	0	0	0	.000	0	0	0-0	0	2	0	1.000
2024	.000	0-0	0	0	0	0	0	0	0	0	.000	0	0	0	0	.000	0	0	0-0	0	1	0	1.000
2025	.000	0-0	0	0	0	0	0	0	0	0	.000	0	0	0	0	.000	0	0	0-0	0	4	0	1.000
TOTAL	.000	0-0	0	0	0	0	0	0	0	0	.000	0	0	0	0	.000	0	0	0-0	0	7	0	1.000

Year	era	w-l	app	gs	cg	sho	sv	ip	h	r	er	bb	so	2b	3b	hr	bf	bavg	wp	hbp	bk	sfa	sha
2023	0.00	0-0	6	0	0	0/0	0	5.2	2	0	0	4	10	0	0	0	24	.100	0	0	0	0	0
2024	3.54	3-1	23	0	0	0/1	0	28.0	23	11	11	9	39	1	0	6	123	.213	2	4	0	0	2
2025	5.11	2-0	14	0	0	0/0	0	12.1	10	7	7	3	6	1	0	4	50	.238	1	3	0	0	2
TOTAL	3.52	5-1	43	0	0	0/1	0	46.0	35	18	18	16	55	2	0	10	197	.206	3	7	0	0	4

#### SINGLE-GAME HIGHS [all-time ranking]:

Innings pitched: 3.1, at Indiana, Jun 01, 2024

Walks allowed: 2, 5 times

Strikeouts: 5, UNC Asheville, Feb 20, 2024

Batters faced: 15, at Indiana, Jun 01, 2024

Field chances: 2, Austin Peay, May 09, 2023

Assists: 2, Austin Peay, May 09, 2023

Runners CS: 1, Kentucky, Apr 19, 2025; Belmont, May 13, 2025

### Austin Breedlove

Year	avg	gp-gs	ab	r	h	2b	3b	hr	rbi	tb	slg%	bb	hbp	so	gdp	ob%	sf	sh	sb-att	po	a	e	fld%
2025	.000	0-0	0	0	0	0	0	0	0	0	.000	0	0	0	0	.000	0	0	0-0	0	1	2	.333
TOTAL	.000	0-0	0	0	0	0	0	0	0	0	.000	0	0	0	0	.000	0	0	0-0	0	1	2	.333

Year	era	w-l	app	gs	cg	sho	sv	ip	h	r	er	bb	so	2b	3b	hr	bf	bavg	wp	hbp	bk	sfa	sha
2025	3.42	3-0	25	2	0	0/0	0	23.2	20	10	9	8	31	2	0	1	96	.233	3	2	0	0	0
TOTAL	3.42	3-0	25	2	0	0/0	0	23.2	20	10	9	8	31	2	0	1	96	.233	3	2	0	0	0

#### SINGLE-GAME HIGHS [all-time ranking]:

Innings pitched: 3.0, Lipscomb, Apr 22, 2025; Xavier, Mar 05, 2025

Walks allowed: 3, Belmont, May 13, 2025

Strikeouts: 4, Lipscomb, Apr 22, 2025

Batters faced: 10, Lipscomb, Apr 22, 2025; Xavier, Mar 05, 2025

Field chances: 1, Hofstra, Feb 16, 2025; West Georgia, Mar 11, 2025; Vanderbilt, May 10, 2025

Assists: 1, Hofstra, Feb 16, 2025

Runners CS: 1, Lipscomb, Apr 22, 2025; Belmont, May 13, 2025; at Arkansas, May 16, 2025





## 2025 Tennessee Baseball Individual Career History



### Reese Chapman

Year	avg	gp-gs	ab	r	h	2b	3b	hr	rbi	tb	slg%	bb	hbp	so	gdp	ob%	sf	sh	sb-att	po	a	e	fld%
2023	.263	15-2	19	7	5	0	0	2	7	11	.579	3	2	3	1	.417	0	0	1-1	4	0	0	1.000
2024	.274	50-32	106	22	29	5	0	7	31	55	.519	17	7	38	3	.398	3	1	2-2	33	0	1	.971
2025	.281	62-62	210	44	59	11	2	13	53	113	.538	20	5	70	1	.350	5	3	4-6	81	9	0	1.000
TOTAL	.278	127-96	335	73	93	16	2	22	91	179	.534	40	14	111	5	.370	8	4	7-9	118	9	1	.992

#### SINGLE-GAME HIGHS [all-time ranking]:

Hits: 4 [t-5th], Tennessee Tech, Mar 26, 2024

Doubles: 2 [t-3rd], Illinois, Mar 09, 2024

Triples: 1 [t-1st], Bellarmine, Apr 15, 2025; at South Carolina, Mar 28, 2025

Home runs: 2 [t-5th], Bellarmine, Apr 16, 2024

Total bases: 8, Bellarmine, Apr 16, 2024; Illinois, Mar 09, 2024; Tennessee Tech, Mar 26, 2024

RBI: 6 [t-8th], Illinois, Mar 09, 2024

Runs scored: 3, at Auburn, Apr 07, 2024; Bellarmine, Apr 16, 2024; Bellarmine, Apr 25, 2023

Walks: 2, 7 times

Hit by pitch: 1, 14 times

Struck out: 4 [t-1st], at Indiana, Jun 01, 2024; Vanderbilt, May 10, 2025

Sac flies: 1 [t-5th], 8 times

Sac bunts: 1 [t-9th], 4 times

At bats: 5, 9 times

Stolen bases: 1, 7 times

Caught stealing: 1 [t-1st], at Alabama, Mar 21, 2025; Miami (OH), May 30, 2025

Field chances: 6, at Florida, May 03, 2024

Putouts: 6, at Florida, May 03, 2024

Assists: 1, 9 times

### Levi Clark

Year	avg	gp-gs	ab	r	h	2b	3b	hr	rbi	tb	slg%	bb	hbp	so	gdp	ob%	sf	sh	sb-att	po	a	e	fld%
2025	.303	49-36	122	30	37	9	0	10	34	76	.623	35	7	36	2	.476	2	0	1-1	25	3	1	.966
TOTAL	.303	49-36	122	30	37	9	0	10	34	76	.623	35	7	36	2	.476	2	0	1-1	25	3	1	.966

#### SINGLE-GAME HIGHS [all-time ranking]:

Hits: 3, 4 times

Doubles: 1, 9 times

Home runs: 1, 10 times

Total bases: 7, Hofstra, Feb 15, 2025

RBI: 4, UNC Asheville, Feb 18, 2025; Samford, Feb 22, 2025

Runs scored: 3, Hofstra, Feb 15, 2025; UNC Asheville, Feb 18, 2025; vs Alabama, May 21, 2025

Walks: 3 [t-6th], North Alabama, Feb 25, 2025; St. Bonaventure, Mar 08, 2025

Hit by pitch: 2 [t-3rd], Wake Forest, Jun 02, 2025

Struck out: 3, at Alabama, Mar 21, 2025

Sac flies: 1 [t-5th], Alabama State, Apr 08, 2025; Hofstra, Feb 16, 2025

At bats: 5, vs Alabama, May 21, 2025

Stolen bases: 1, St. Bonaventure, Mar 07, 2025

Field chances: 6, Radford, Mar 04, 2025; Queens, Mar 25, 2025

Putouts: 5, Queens, Mar 25, 2025

Assists: 1, Radford, Mar 04, 2025; Queens, Mar 25, 2025; Indiana State, May 06, 2025



## 2025 Tennessee Baseball Individual Career History



### Ryan Combs

Year	avg	gp-gs	ab	r	h	2b	3b	hr	rbi	tb	slg%	bb	hbp	so	gdp	ob%	sf	sh	sb-att	po	a	e	fld%
2025	.000	0-0	0	0	0	0	0	0	0	0	.000	0	0	0	0	.000	0	0	0-0	1	1	0	1.000
TOTAL	.000	0-0	0	0	0	0	0	0	0	0	.000	0	0	0	0	.000	0	0	0-0	1	1	0	1.000

Year	era	w-l	app	gs	cg	sho	sv	ip	h	r	er	bb	so	2b	3b	hr	bf	bavg	wp	hbp	bk	sfa	sha
2025	7.36	0-0	13	0	0	0/0	1	11.0	12	9	9	6	20	0	0	2	51	.273	2	1	0	0	0
TOTAL	7.36	0-0	13	0	0	0/0	1	11.0	12	9	9	6	20	0	0	2	51	.273	2	1	0	0	0

#### SINGLE-GAME HIGHS [all-time ranking]:

Innings pitched: 1.2, North Alabama, Feb 25, 2025

Walks allowed: 3, Northern Kentucky, Apr 29, 2025

Strikeouts: 3, North Alabama, Feb 25, 2025; St. Bonaventure, Mar 09, 2025

Batters faced: 8, North Alabama, Feb 25, 2025

Field chances: 1, Hofstra, Feb 16, 2025; West Georgia, Mar 11, 2025

Putouts: 1, West Georgia, Mar 11, 2025

Assists: 1, Hofstra, Feb 16, 2025

### Thomas Crabtree

Year	avg	gp-gs	ab	r	h	2b	3b	hr	rbi	tb	slg%	bb	hbp	so	gdp	ob%	sf	sh	sb-att	po	a	e	fld%
2025	.000	0-0	0	0	0	0	0	0	0	0	.000	0	0	0	0	.000	0	0	0-0	1	2	0	1.000
TOTAL	.000	0-0	0	0	0	0	0	0	0	0	.000	0	0	0	0	.000	0	0	0-0	1	2	0	1.000

Year	era	w-l	app	gs	cg	sho	sv	ip	h	r	er	bb	so	2b	3b	hr	bf	bavg	wp	hbp	bk	sfa	sha
2025	3.00	2-0	12	2	0	0/0	0	15.0	8	5	5	5	20	2	0	4	60	.151	2	2	0	0	0
TOTAL	3.00	2-0	12	2	0	0/0	0	15.0	8	5	5	5	20	2	0	4	60	.151	2	2	0	0	0

#### SINGLE-GAME HIGHS [all-time ranking]:

Innings pitched: 3.1, West Georgia, Mar 11, 2025

Walks allowed: 2, Indiana State, May 06, 2025

Strikeouts: 4, Xavier, Mar 05, 2025

Batters faced: 11, West Georgia, Mar 11, 2025

Field chances: 1, Bellarmine, Apr 15, 2025; ETSU, Mar 18, 2025; Belmont, May 13, 2025

Putouts: 1, Bellarmine, Apr 15, 2025

Assists: 1, ETSU, Mar 18, 2025; Belmont, May 13, 2025



## 2025 Tennessee Baseball Individual Career History



### Dean Curley

Year	avg	gp-gs	ab	r	h	2b	3b	hr	rbi	tb	slg%	bb	hbp	so	gdp	ob%	sf	sh	sb-att	po	a	e	fld%
2024	.285	67-66	221	51	63	10	1	12	50	111	.502	31	9	47	5	.386	6	1	9-10	76	139	15	.935
2025	.315	63-63	235	66	74	8	1	13	48	123	.523	44	7	47	6	.436	1	0	8-12	63	97	17	.904
TOTAL	.300	130-129	456	117	137	18	2	25	98	234	.513	75	16	94	11	.412	7	1	17-22	139	236	32	.921

#### SINGLE-GAME HIGHS [all-time ranking]:

Hits: 3, 7 times

Doubles: 2 [t-3rd], at Auburn, Apr 06, 2024

Triples: 1 [t-1st], ETSU, Feb 21, 2024; Florida, Mar 14, 2025

Home runs: 3 [t-1st], Kansas State, Mar 05, 2024

Total bases: 12 [t-4th], Kansas State, Mar 05, 2024

RBI: 9 [t-1st], Kansas State, Mar 05, 2024

Runs scored: 5 [t-1st], UNC Asheville, Feb 18, 2025

Walks: 4 [t-1st], UNC Asheville, Feb 18, 2025

Hit by pitch: 2 [t-3rd], West Georgia, Mar 11, 2025

Struck out: 3, Xavier, Mar 05, 2025; Southern Indiana, Mar 06, 2024; at Vanderbilt, May 12, 2024

Sac flies: 1 [t-5th], 7 times

Sac bunts: 1 [t-9th], vs Vanderbilt, May 25, 2024

At bats: 6 [t-5th], at Indiana, Jun 01, 2024; at Alabama, Mar 22, 2025

Stolen bases: 2, Northern Kentucky, Apr 29, 2025; Georgia, Mar 30, 2024

Caught stealing: 1 [t-1st], 5 times

Field chances: 10, vs Florida State, Jun 19, 2024

Putouts: 8, ETSU, Mar 18, 2025

Assists: 6, vs Arizona, Mar 02, 2025; Kansas State, Mar 05, 2024; Illinois, Mar 10, 2024

### Liam Doyle

Year	avg	gp-gs	ab	r	h	2b	3b	hr	rbi	tb	slg%	bb	hbp	so	gdp	ob%	sf	sh	sb-att	po	a	e	fld%
2023*	.000	23-7	0	0	0	0	0	0	0	0	.000	0	0	0	0	.000	0	0	0-0	0	3	0	1.000
2024*	.000	16-11	0	0	0	0	0	0	0	0	.000	0	0	0	0	.000	0	0	0-0	0	2	1	.667
2025	.000	0-0	0	0	0	0	0	0	0	0	.000	0	0	0	0	.000	0	0	0-0	1	7	2	.800
TOTAL	.000	0-0	0	0	0	0	0	0	0	0	.000	0	0	0	0	.000	0	0	0-0	1	7	2	.800
All*	.000	39-18	0	0	0	0	0	0	0	0	.000	0	0	0	0	.000	0	0	0-0	1	12	3	.813

Year	era	w-l	app	gs	cg	sho	sv	ip	h	r	er	bb	so	2b	3b	hr	bf	bavg	wp	hbp	bk	sfa	sha
2023*	4.15	3-1	23	7	0	0/0	1	56.1	43	28	26	20	69	11	2	6	236	.206	5	7	0	0	0
2024*	5.73	3-4	16	11	0	0/0	0	55.0	48	40	35	21	84	9	0	11	242	.230	1	7	2	1	3
2025	2.84	10-3	18	16	0	0/3	1	92.0	58	32	29	30	158	10	1	9	366	.178	3	9	1	1	0
TOTAL	2.84	10-3	18	16	0	0/3	1	92.0	58	32	29	30	158	10	1	9	366	.178	3	9	1	1	0
All*	3.98	16-8	57	34	0	0/3	2	203.1	149	100	90	71	311	30	3	26	844	.200	9	23	3	2	3

\* Statistics from prior team/school

#### SINGLE-GAME HIGHS [all-time ranking]:

Innings pitched: 8.1, at Ole Miss, Apr 11, 2025

Walks allowed: 4 [t-5th], at Alabama, Mar 20, 2025

Strikeouts: 14 [t-1st], at Ole Miss, Apr 11, 2025; Samford, Feb 21, 2025

Batters faced: 31 [t-5th], at Alabama, Mar 20, 2025

Field chances: 2, at Ole Miss, Apr 11, 2025; Auburn, May 03, 2025; vs Texas, May 22, 2025

Putouts: 1, Auburn, May 03, 2025

Assists: 2, at Ole Miss, Apr 11, 2025

Runners CS: 1, Samford, Feb 21, 2025; vs Oklahoma State, Feb 28, 2025; Auburn, May 03, 2025



## 2025 Tennessee Baseball Individual Career History



### Hunter Ensley

Year	avg	gp-gs	ab	r	h	2b	3b	hr	rbi	tb	slg%	bb	hbp	so	gdp	ob%	sf	sh	sb-att	po	a	e	fld%
2021	.000	1-0	1	0	0	0	0	0	0	0	.000	0	0	0	0	.000	0	0	0-0	0	0	0	.000
2022	.188	13-0	16	5	3	2	0	0	0	5	.313	4	0	8	1	.350	0	0	0-0	0	0	0	.000
2023	.280	59-50	193	37	54	7	0	7	31	82	.425	24	12	43	4	.391	1	2	6-8	116	1	0	1.000
2024	.296	68-60	216	45	64	15	0	12	48	115	.532	27	7	48	5	.390	1	1	4-8	126	3	2	.985
2025	.343	62-62	233	46	80	17	0	10	62	127	.545	30	7	40	9	.427	4	0	7-8	110	3	1	.991
TOTAL	.305	203-172	659	133	201	41	0	29	141	329	.499	85	26	139	19	.402	6	3	17-24	352	7	3	.992

#### SINGLE-GAME HIGHS [all-time ranking]:

Hits: 4 [t-5th], 5 times

Doubles: 2 [t-3rd], St. Bonaventure, Mar 07, 2025; ETSU, Mar 18, 2025; at Florida, May 04, 2024

Home runs: 2 [t-5th], Vanderbilt, Apr 23, 2023

Total bases: 9, Vanderbilt, Apr 23, 2023

RBI: 7 [t-4th], at Florida, May 04, 2024

Runs scored: 3, at LSU, Apr 01, 2023; Hofstra, Feb 15, 2025; UNC Asheville, Feb 18, 2025

Walks: 3 [t-6th], West Georgia, Mar 11, 2025; South Carolina, May 16, 2024

Hit by pitch: 3 [t-1st], at Georgia, May 05, 2023

Struck out: 4 [t-1st], at Clemson, Jun 03, 2023

Sac flies: 1 [t-5th], 6 times

Sac bunts: 1 [t-9th], Missouri, Apr 25, 2024; Southern Miss, Jun 12, 2023; Texas A&M, Mar 26, 2023

At bats: 7 [t-1st], at Clemson, Jun 03, 2023

Stolen bases: 3 [t-3rd], at Alabama, Mar 21, 2025

Caught stealing: 1 [t-1st], 7 times

Field chances: 6, 5 times

Putouts: 6, 4 times

Assists: 1, 7 times

### Andrew Fischer

Year	avg	gp-gs	ab	r	h	2b	3b	hr	rbi	tb	slg%	bb	hbp	so	gdp	ob%	sf	sh	sb-att	po	a	e	fld%
2023*	.289	47-45	173	38	50	12	4	11	33	103	.595	29	5	53	2	.404	1	0	1-1	20	27	1	.979
2024*	.285	55-55	207	47	59	10	2	20	57	133	.643	35	6	53	4	.397	4	0	1-3	25	64	9	.908
2025	.343	63-63	210	69	72	16	0	24	64	160	.762	62	8	41	1	.500	4	0	4-4	367	31	5	.988
TOTAL	.343	63-63	210	69	72	16	0	24	64	160	.762	62	8	41	1	.500	4	0	4-4	367	31	5	.988
All*	.307	165-163	590	154	181	38	6	55	154	396	.671	126	19	147	7	.438	9	0	6-8	412	122	15	.973

\* Statistics from prior team/school

#### SINGLE-GAME HIGHS [all-time ranking]:

Hits: 3, 5 times

Doubles: 2 [t-3rd], at Arkansas, May 16, 2025; at Cincinnati, May 31, 2025

Home runs: 2 [t-5th], Texas A&M, Apr 04, 2025; Radford, Mar 04, 2025; Vanderbilt, May 11, 2025

Total bases: 8, Texas A&M, Apr 04, 2025; Radford, Mar 04, 2025; Vanderbilt, May 11, 2025

RBI: 5, Radford, Mar 04, 2025

Runs scored: 4 [t-5th], Radford, Mar 04, 2025

Walks: 3 [t-6th], 5 times

Hit by pitch: 3 [t-1st], ETSU, Mar 18, 2025

Struck out: 2, 7 times

Sac flies: 1 [t-5th], 4 times

At bats: 6 [t-5th], vs Texas, May 22, 2025

Stolen bases: 2, Northern Kentucky, Apr 29, 2025

Field chances: 15, at LSU, Apr 26, 2025

Putouts: 15, at LSU, Apr 26, 2025

Assists: 4, North Alabama, Feb 25, 2025





## 2025 Tennessee Baseball Individual Career History



### Tanner Franklin

Year	avg	gp-gs	ab	r	h	2b	3b	hr	rbi	tb	slg%	bb	hbp	so	gdp	ob%	sf	sh	sb-att	po	a	e	fld%
2023*	.000	13-2	0	0	0	0	0	0	0	0	.000	0	0	0	0	.000	0	0	0-0	0	1	0	1.000
2024*	.000	21-1	0	0	0	0	0	0	0	0	.000	0	0	0	0	.000	0	0	0-0	1	4	0	1.000
2025	.000	0-0	0	0	0	0	0	0	0	0	.000	0	0	0	0	.000	0	0	0-0	2	3	0	1.000
TOTAL	.000	0-0	0	0	0	0	0	0	0	0	.000	0	0	0	0	.000	0	0	0-0	2	3	0	1.000
All*	.000	34-3	0	0	0	0	0	0	0	0	.000	0	0	0	0	.000	0	0	0-0	3	8	0	1.000

Year	era	w-l	app	gs	cg	sho	sv	ip	h	r	er	bb	so	2b	3b	hr	bf	bavg	wp	hbp	bk	sfa	sha
2023*	8.18	0-0	13	2	0	0/0	0	11.0	11	15	10	13	18	2	0	2	62	.275	1	5	0	2	2
2024*	5.60	4-1	21	1	0	0/0	5	27.1	21	17	17	27	43	1	2	1	132	.212	7	3	1	1	2
2025	5.06	1-2	25	1	0	0/2	2	37.1	40	22	21	9	51	8	1	6	159	.276	3	4	0	0	1
TOTAL	5.06	1-2	25	1	0	0/2	2	37.1	40	22	21	9	51	8	1	6	159	.276	3	4	0	0	1
All*	5.71	5-3	59	4	0	0/2	7	75.2	72	54	48	49	112	11	3	9	353	.254	11	12	1	3	5

\* Statistics from prior team/school

#### SINGLE-GAME HIGHS [all-time ranking]:

Innings pitched: 3.2, Samford, Feb 21, 2025

Walks allowed: 3, Texas A&M, Apr 05, 2025

Strikeouts: 6, Samford, Feb 21, 2025

Batters faced: 14, Texas A&M, Apr 05, 2025

Field chances: 1, 5 times

Putouts: 1, ETSU, Mar 18, 2025; at Arkansas, May 16, 2025

Assists: 1, Kentucky, Apr 20, 2025; vs Oklahoma State, Feb 28, 2025; St. Bonaventure, Mar 09, 2025

Runners CS: 1, 4 times

### Blake Grimmer

Year	avg	gp-gs	ab	r	h	2b	3b	hr	rbi	tb	slg%	bb	hbp	so	gdp	ob%	sf	sh	sb-att	po	a	e	fld%
2025	.326	26-9	43	14	14	0	0	4	15	26	.605	10	2	9	0	.473	0	0	1-1	1	3	0	1.000
TOTAL	.326	26-9	43	14	14	0	0	4	15	26	.605	10	2	9	0	.473	0	0	1-1	1	3	0	1.000

#### SINGLE-GAME HIGHS [all-time ranking]:

Hits: 2, Tennessee Tech, Apr 01, 2025; Alabama State, Apr 08, 2025; Queens, Mar 25, 2025

Home runs: 1, 4 times

Total bases: 5, Tennessee Tech, Apr 01, 2025; Queens, Mar 25, 2025

RBI: 5, Queens, Mar 25, 2025

Runs scored: 2, Alabama State, Apr 08, 2025; Bellarmine, Apr 15, 2025; Queens, Mar 25, 2025

Walks: 2, 4 times

Hit by pitch: 1, Lipscomb, Apr 22, 2025; vs Rice, Mar 01, 2025

Struck out: 2, UNC Asheville, Feb 18, 2025

At bats: 5, Vanderbilt, May 11, 2025

Stolen bases: 1, Bellarmine, Apr 15, 2025

Field chances: 1, 4 times

Putouts: 1, Xavier, Mar 05, 2025

Assists: 1, Hofstra, Feb 16, 2025; UNC Asheville, Feb 18, 2025; St. Bonaventure, Mar 09, 2025



## 2025 Tennessee Baseball Individual Career History



### Hunter High

Year	avg	gp-gs	ab	r	h	2b	3b	hr	rbi	tb	slg%	bb	hbp	so	gdp	ob%	sf	sh	sb-att	po	a	e	fld%
2024	.385	11-0	13	6	5	3	0	0	1	8	.615	1	0	3	0	.429	0	0	0-0	1	0	0	1.000
2025	.333	16-0	9	5	3	0	0	1	4	6	.667	5	1	5	0	.600	0	0	1-1	6	0	0	1.000
TOTAL	.364	27-0	22	11	8	3	0	1	5	14	.636	6	1	8	0	.517	0	0	1-1	7	0	0	1.000

#### SINGLE-GAME HIGHS [all-time ranking]:

Hits: 2, Illinois, Mar 09, 2024

Doubles: 2 [t-3rd], Illinois, Mar 09, 2024

Home runs: 1, Hofstra, Feb 14, 2025

Total bases: 4, Hofstra, Feb 14, 2025; Illinois, Mar 09, 2024

RBI: 3, Hofstra, Feb 14, 2025

Runs scored: 2, Alabama State, Apr 08, 2025; Bellarmine, Apr 16, 2024; Illinois, Mar 09, 2024

Walks: 2, Alabama State, Apr 08, 2025

Hit by pitch: 1, Queens, Mar 25, 2025

Struck out: 1, 8 times

At bats: 2, 4 times

Stolen bases: 1, Queens, Mar 25, 2025

Field chances: 2, Queens, Mar 25, 2025

Putouts: 2, Queens, Mar 25, 2025

### Austin Hunley

Year	avg	gp-gs	ab	r	h	2b	3b	hr	rbi	tb	slg%	bb	hbp	so	gdp	ob%	sf	sh	sb-att	po	a	e	fld%
2024	.000	0-0	0	0	0	0	0	0	0	0	.000	0	0	0	0	.000	0	0	0-0	1	0	0	1.000
2025	.000	0-0	0	0	0	0	0	0	0	0	.000	0	0	0	0	.000	0	0	0-0	1	2	0	1.000
TOTAL	.000	0-0	0	0	0	0	0	0	0	0	.000	0	0	0	0	.000	0	0	0-0	2	2	0	1.000

Year	era	w-l	app	gs	cg	sho	sv	ip	h	r	er	bb	so	2b	3b	hr	bf	bavg	wp	hbp	bk	sfa	sha
2024	6.23	1-0	8	0	0	0/1	0	8.2	12	7	6	1	5	2	1	1	39	.324	0	1	0	0	0
2025	2.79	2-0	12	0	0	0/0	0	9.2	10	4	3	4	12	2	0	0	45	.270	0	4	0	0	0
TOTAL	4.42	3-0	20	0	0	0/1	0	18.1	22	11	9	5	17	4	1	1	84	.297	0	5	0	0	0

#### SINGLE-GAME HIGHS [all-time ranking]:

Innings pitched: 3.1, UNC Asheville, Feb 20, 2024

Walks allowed: 1, 5 times

Strikeouts: 2, 5 times

Batters faced: 13, UNC Asheville, Feb 20, 2024

Field chances: 1, 4 times

Putouts: 1, North Alabama, Feb 25, 2025; Illinois, Mar 09, 2024

Assists: 1, Hofstra, Feb 15, 2025; Samford, Feb 23, 2025

Runners CS: 1, Samford, Feb 23, 2025



## 2025 Tennessee Baseball Individual Career History



### Gavin Kilen

Year	avg	gp-gs	ab	r	h	2b	3b	hr	rbi	tb	slg%	bb	hbp	so	gdp	ob%	sf	sh	sb-att	po	a	e	fld%
2023*	.265	46-38	151	22	40	9	1	0	18	51	.338	10	3	14	2	.321	1	3	2-4	59	77	2	.986
2024*	.330	54-54	215	39	71	23	3	9	41	127	.591	7	5	22	4	.361	3	4	1-4	53	123	9	.951
2025	.363	51-50	204	59	74	13	4	15	46	140	.686	28	3	26	7	.443	2	0	6-8	48	71	5	.960
TOTAL	.363	51-50	204	59	74	13	4	15	46	140	.686	28	3	26	7	.443	2	0	6-8	48	71	5	.960
All*	.325	151-142	570	120	185	45	8	24	105	318	.558	45	11	62	13	.381	6	7	9-16	160	271	16	.964

\* Statistics from prior team/school

#### SINGLE-GAME HIGHS [all-time ranking]:

Hits: 4 [t-5th], vs Rice, Mar 01, 2025; at Cincinnati, May 31, 2025

Doubles: 2 [t-3rd], Northern Kentucky, Apr 29, 2025; Xavier, Mar 05, 2025

Triples: 1 [t-1st], 4 times

Home runs: 2 [t-5th], vs Oklahoma State, Feb 28, 2025; vs Rice, Mar 01, 2025; Indiana State, May 06, 2025

Total bases: 13 [t-2nd], vs Rice, Mar 01, 2025

RBI: 4, 4 times

Runs scored: 5 [t-1st], vs Rice, Mar 01, 2025

Walks: 3 [t-6th], Samford, Feb 21, 2025

Hit by pitch: 1, Samford, Feb 21, 2025; St. Bonaventure, Mar 08, 2025; Vanderbilt, May 11, 2025

Struck out: 3, Auburn, May 03, 2025

Sac flies: 1 [t-5th], Samford, Feb 23, 2025; Florida, Mar 14, 2025

At bats: 6 [t-5th], 6 times

Stolen bases: 1, 6 times

Caught stealing: 1 [t-1st], at LSU, Apr 26, 2025; Radford, Mar 04, 2025

Field chances: 8, Miami (OH), May 30, 2025

Putouts: 4, Florida, Mar 14, 2025

Assists: 6, Miami (OH), May 30, 2025

### Brayden Krenzel

Year	avg	gp-gs	ab	r	h	2b	3b	hr	rbi	tb	slg%	bb	hbp	so	gdp	ob%	sf	sh	sb-att	po	a	e	fld%
2025	.000	0-0	0	0	0	0	0	0	0	0	.000	0	0	0	0	.000	0	0	0-0	2	6	0	1.000
TOTAL	.000	0-0	0	0	0	0	0	0	0	0	.000	0	0	0	0	.000	0	0	0-0	2	6	0	1.000

Year	era	w-l	app	gs	cg	sho	sv	ip	h	r	er	bb	so	2b	3b	hr	bf	bavg	wp	hbp	bk	sfa	sha
2025	4.45	3-0	19	2	0	0/0	0	32.1	35	17	16	19	41	6	1	3	144	.289	0	3	0	1	0
TOTAL	4.45	3-0	19	2	0	0/0	0	32.1	35	17	16	19	41	6	1	3	144	.289	0	3	0	1	0

#### SINGLE-GAME HIGHS [all-time ranking]:

Innings pitched: 5.0, at South Carolina, Mar 30, 2025

Walks allowed: 4 [t-5th], at Arkansas, May 17, 2025

Strikeouts: 6, at Alabama, Mar 22, 2025

Batters faced: 21, at South Carolina, Mar 30, 2025

Field chances: 3, at Alabama, Mar 22, 2025

Putouts: 1, UNC Asheville, Feb 18, 2025; at Alabama, Mar 22, 2025

Assists: 2, at Alabama, Mar 22, 2025

Runners CS: 1, West Georgia, Mar 11, 2025; Vanderbilt, May 11, 2025



## 2025 Tennessee Baseball Individual Career History



### Tegan Kuhns

Year	avg	gp-gs	ab	r	h	2b	3b	hr	rbi	tb	slg%	bb	hbp	so	gdp	ob%	sf	sh	sb-att	po	a	e	fld%
2025	.000	0-0	0	0	0	0	0	0	0	0	.000	0	0	0	0	.000	0	0	0-0	3	3	1	.857
TOTAL	.000	0-0	0	0	0	0	0	0	0	0	.000	0	0	0	0	.000	0	0	0-0	3	3	1	.857

Year	era	w-l	app	gs	cg	sho	sv	ip	h	r	er	bb	so	2b	3b	hr	bf	bavg	wp	hbp	bk	sfa	sha
2025	5.40	2-4	15	10	0	0/0	0	36.2	43	27	22	16	40	4	2	5	169	.285	0	2	1	0	0
TOTAL	5.40	2-4	15	10	0	0/0	0	36.2	43	27	22	16	40	4	2	5	169	.285	0	2	1	0	0

#### SINGLE-GAME HIGHS [all-time ranking]:

Innings pitched: 4.2, Auburn, May 02, 2025

Walks allowed: 3, Texas A&M, Apr 05, 2025; at Arkansas, May 17, 2025

Strikeouts: 6, Auburn, May 02, 2025

Batters faced: 19, at South Carolina, Mar 30, 2025

Field chances: 4, Auburn, May 02, 2025

Putouts: 3, Auburn, May 02, 2025

Assists: 1, at Ole Miss, Apr 13, 2025; North Alabama, Feb 25, 2025; Auburn, May 02, 2025

Runners CS: 1, St. Bonaventure, Mar 09, 2025; Auburn, May 02, 2025; Vanderbilt, May 11, 2025

### Stone Lawless

Year	avg	gp-gs	ab	r	h	2b	3b	hr	rbi	tb	slg%	bb	hbp	so	gdp	ob%	sf	sh	sb-att	po	a	e	fld%
2025	.304	27-20	56	17	17	4	1	5	20	38	.679	19	1	13	1	.487	0	0	1-2	210	19	4	.983
TOTAL	.304	27-20	56	17	17	4	1	5	20	38	.679	19	1	13	1	.487	0	0	1-2	210	19	4	.983

#### SINGLE-GAME HIGHS [all-time ranking]:

Hits: 2, 4 times

Doubles: 1, 4 times

Triples: 1 [t-1st], Radford, Mar 04, 2025

Home runs: 2 [t-5th], Northern Kentucky, Apr 29, 2025; St. Bonaventure, Mar 09, 2025

Total bases: 8, Northern Kentucky, Apr 29, 2025; St. Bonaventure, Mar 09, 2025

RBI: 4, St. Bonaventure, Mar 09, 2025

Runs scored: 3, Samford, Feb 23, 2025

Walks: 3 [t-6th], Hofstra, Feb 16, 2025; Queens, Mar 25, 2025

Hit by pitch: 1, Indiana State, May 06, 2025

Struck out: 4 [t-1st], at Alabama, Mar 21, 2025

At bats: 5, vs Rice, Mar 01, 2025; at Alabama, Mar 21, 2025

Stolen bases: 1, Queens, Mar 25, 2025

Caught stealing: 1 [t-1st], Texas A&M, Apr 05, 2025

Field chances: 16, vs Rice, Mar 01, 2025

Putouts: 16 [t-10th], vs Rice, Mar 01, 2025

Assists: 3, Florida, Mar 15, 2025

Runners CS: 2 [t-1st], Florida, Mar 15, 2025; Florida, Mar 16, 2025



## 2025 Tennessee Baseball Individual Career History



### Dylan Loy

Year	avg	gp-gs	ab	r	h	2b	3b	hr	rbi	tb	slg%	bb	hbp	so	gdp	ob%	sf	sh	sb-att	po	a	e	fld%
2024	.000	0-0	0	0	0	0	0	0	0	0	.000	0	0	0	0	.000	0	0	0-0	0	3	0	1.000
2025	.000	0-0	0	0	0	0	0	0	0	0	.000	0	0	0	0	.000	0	0	0-0	2	4	0	1.000
TOTAL	.000	0-0	0	0	0	0	0	0	0	0	.000	0	0	0	0	.000	0	0	0-0	2	7	0	1.000

Year	era	w-l	app	gs	cg	sho	sv	ip	h	r	er	bb	so	2b	3b	hr	bf	bavg	wp	hbp	bk	sfa	sha
2024	2.37	2-0	21	5	0	0/2	0	30.1	21	8	8	10	37	5	0	1	119	.194	5	1	0	0	0
2025	3.98	4-0	31	1	0	0/1	2	31.2	19	16	14	11	36	4	0	6	129	.168	3	3	0	1	1
TOTAL	3.19	6-0	52	6	0	0/3	2	62.0	40	24	22	21	73	9	0	7	248	.181	8	4	0	1	1

#### SINGLE-GAME HIGHS [all-time ranking]:

Innings pitched: 4.2, vs LSU, May 26, 2024

Walks allowed: 2, 5 times

Strikeouts: 5, Florida, Mar 16, 2025; Queens, May 07, 2024; vs LSU, May 26, 2024

Batters faced: 18, vs LSU, May 26, 2024

Field chances: 2, Auburn, May 03, 2025

Putouts: 1, Northern Kentucky, Apr 29, 2025; Auburn, May 03, 2025

Assists: 1, 7 times

Runners CS: 1, Lipscomb, Apr 30, 2024; vs Vanderbilt, May 24, 2025

### Manny Marin

Year	avg	gp-gs	ab	r	h	2b	3b	hr	rbi	tb	slg%	bb	hbp	so	gdp	ob%	sf	sh	sb-att	po	a	e	fld%
2025	.288	56-43	146	23	42	9	0	3	23	60	.411	12	7	34	1	.363	3	3	2-3	26	65	5	.948
TOTAL	.288	56-43	146	23	42	9	0	3	23	60	.411	12	7	34	1	.363	3	3	2-3	26	65	5	.948

#### SINGLE-GAME HIGHS [all-time ranking]:

Hits: 3, Wake Forest, Jun 02, 2025; St. Bonaventure, Mar 08, 2025

Doubles: 2 [t-3rd], St. Bonaventure, Mar 08, 2025

Home runs: 1, vs Oklahoma State, Feb 28, 2025; Wake Forest, Jun 02, 2025; St. Bonaventure, Mar 08, 2025

Total bases: 8, St. Bonaventure, Mar 08, 2025

RBI: 4, St. Bonaventure, Mar 08, 2025

Runs scored: 3, St. Bonaventure, Mar 08, 2025

Walks: 1, 12 times

Hit by pitch: 1, 7 times

Struck out: 2, 5 times

Sac flies: 1 [t-5th], Bellarmine, Apr 15, 2025; vs Rice, Mar 01, 2025; at South Carolina, Mar 28, 2025

Sac bunts: 1 [t-9th], Auburn, May 03, 2025; vs Alabama, May 21, 2025; vs Texas, May 22, 2025

At bats: 5, at Arkansas, May 15, 2025; at Cincinnati, May 31, 2025

Stolen bases: 1, St. Bonaventure, Mar 09, 2025; Florida, Mar 15, 2025

Caught stealing: 1 [t-1st], vs Arizona, Mar 02, 2025

Field chances: 9, at Alabama, Mar 21, 2025

Putouts: 4, vs Rice, Mar 01, 2025; at Alabama, Mar 21, 2025; at South Carolina, Mar 30, 2025

Assists: 5, Auburn, May 03, 2025





## 2025 Tennessee Baseball Individual Career History



### Brayden May

Year	avg	gp-gs	ab	r	h	2b	3b	hr	rbi	tb	slg%	bb	hbp	so	gdp	ob%	sf	sh	sb-att	po	a	e	fld%
------	-----	-------	----	---	---	----	----	----	-----	----	------	----	-----	----	-----	-----	----	----	--------	----	---	---	------

Year	era	w-l	app	gs	cg	sho	sv	ip	h	r	er	bb	so	2b	3b	hr	bf	bavg	wp	hbp	bk	sfa	sha
2025	0.00	0-0	1	0	0	0/1	0	1.0	0	0	0	1	1	0	0	0	4	.000	0	0	0	0	0
TOTAL	0.00	0-0	1	0	0	0/1	0	1.0	0	0	0	1	1	0	0	0	4	.000	0	0	0	0	0

#### SINGLE-GAME HIGHS [all-time ranking]:

Innings pitched: 1.0, St. Bonaventure, Mar 07, 2025

Walks allowed: 1, St. Bonaventure, Mar 07, 2025

Strikeouts: 1, St. Bonaventure, Mar 07, 2025

Batters faced: 4, St. Bonaventure, Mar 07, 2025

### Chris Newstrom

Year	avg	gp-gs	ab	r	h	2b	3b	hr	rbi	tb	slg%	bb	hbp	so	gdp	ob%	sf	sh	sb-att	po	a	e	fld%
2025	.339	32-13	56	14	19	3	0	5	19	37	.661	8	1	19	2	.424	1	1	3-3	14	7	0	1.000
TOTAL	.339	32-13	56	14	19	3	0	5	19	37	.661	8	1	19	2	.424	1	1	3-3	14	7	0	1.000

#### SINGLE-GAME HIGHS [all-time ranking]:

Hits: 3, Alabama State, Apr 08, 2025

Doubles: 1, Texas A&M, Apr 05, 2025; Alabama State, Apr 08, 2025; Hofstra, Feb 15, 2025

Home runs: 1, 5 times

Total bases: 7, Alabama State, Apr 08, 2025

RBI: 4, Alabama State, Apr 08, 2025

Runs scored: 2, Texas A&M, Apr 05, 2025; Bellarmine, Apr 15, 2025

Walks: 2, UNC Asheville, Feb 18, 2025

Hit by pitch: 1, Auburn, May 04, 2025

Struck out: 2, 4 times

Sac flies: 1 [t-5th], Queens, Mar 25, 2025

Sac bunts: 1 [t-9th], Vanderbilt, May 09, 2025

At bats: 5, Alabama State, Apr 08, 2025

Stolen bases: 1, Bellarmine, Apr 15, 2025; Radford, Mar 04, 2025; ETSU, Mar 18, 2025

Field chances: 4, Alabama State, Apr 08, 2025

Putouts: 2, Alabama State, Apr 08, 2025; Kentucky, Apr 18, 2025

Assists: 2, Alabama State, Apr 08, 2025; Queens, Mar 25, 2025



## 2025 Tennessee Baseball Individual Career History



### Alberto Osuna

Year	avg	gp-gs	ab	r	h	2b	3b	hr	rbi	tb	slg%	bb	hbp	so	gdp	ob%	sf	sh	sb-att	po	a	e	fld%
2022*	.265	63-61	234	40	62	7	0	20	57	129	.551	27	9	86	2	.360	2	0	1-1	2	0	0	1.000
2023*	.223	52-48	179	33	40	8	0	11	27	81	.453	24	7	64	5	.336	1	1	0-1	10	1	0	1.000
2024*	.281	62-62	231	43	65	17	0	14	56	124	.537	34	3	56	3	.376	3	0	1-1	25	3	0	1.000
All*	.259	177-171	644	116	167	32	0	45	140	334	.519	85	19	206	10	.359	6	1	2-3	37	4	0	1.000

\* Statistics from prior team/school

SINGLE-GAME HIGHS [all-time ranking]:

### Luke Payne

Year	avg	gp-gs	ab	r	h	2b	3b	hr	rbi	tb	slg%	bb	hbp	so	gdp	ob%	sf	sh	sb-att	po	a	e	fld%
2025	.000	0-0	0	0	0	0	0	0	0	0	.000	0	0	0	0	.000	0	0	0-0	1	0	0	1.000
TOTAL	.000	0-0	0	0	0	0	0	0	0	0	.000	0	0	0	0	.000	0	0	0-0	1	0	0	1.000

Year	era	w-l	app	gs	cg	sho	sv	ip	h	r	er	bb	so	2b	3b	hr	bf	bavg	wp	hbp	bk	sfa	sha
2024	4.91	0-0	4	0	0	0/0	0	3.2	2	2	2	3	9	1	0	1	16	.167	3	0	0	1	0
2025	0.00	0-0	5	0	0	0/0	0	3.2	1	0	0	4	5	0	0	0	17	.077	2	0	0	0	0
TOTAL	2.45	0-0	9	0	0	0/0	0	7.1	3	2	2	7	14	1	0	1	33	.120	5	0	0	1	0

SINGLE-GAME HIGHS [all-time ranking]:

Innings pitched: 1.0, 6 times

Walks allowed: 2, UAlbany, Feb 24, 2024

Strikeouts: 3, Alabama A&M, Apr 09, 2024

Batters faced: 6, UAlbany, Feb 24, 2024

Field chances: 1, Hofstra, Feb 16, 2025

Putouts: 1, Hofstra, Feb 16, 2025



## 2025 Tennessee Baseball Individual Career History



### Cannon Peebles

Year	avg	gp-gs	ab	r	h	2b	3b	hr	rbi	tb	slg%	bb	hbp	so	gdp	ob%	sf	sh	sb-att	po	a	e	fld%
2023*	.352	46-39	142	30	50	11	1	12	50	99	.697	27	1	29	3	.456	1	1	0-0	77	7	0	1.000
2024	.216	54-30	116	30	25	7	0	2	24	38	.328	30	3	34	2	.379	4	0	2-4	200	8	0	1.000
2025	.251	51-47	175	30	44	8	0	11	41	85	.486	19	4	43	2	.335	2	0	0-1	487	51	4	.993
TOTAL	.237	105-77	291	60	69	15	0	13	65	123	.423	49	7	77	4	.354	6	0	2-5	687	59	4	.995
All*	.275	151-116	433	90	119	26	1	25	115	222	.513	76	8	106	7	.387	7	1	2-5	764	66	4	.995

\* Statistics from prior team/school

#### SINGLE-GAME HIGHS [all-time ranking]:

Hits: 3, 4 times

Doubles: 2 [t-3rd], Miami (OH), May 30, 2025; at Cincinnati, May 31, 2025

Home runs: 2 [t-5th], Kentucky, Apr 18, 2025

Total bases: 9, Kentucky, Apr 18, 2025

RBI: 5, at LSU, Apr 26, 2025

Runs scored: 3, Kansas State, Mar 05, 2024

Walks: 3 [t-6th], UNC Asheville, Feb 18, 2025; vs Texas A&M, Jun 23, 2024

Hit by pitch: 1, 7 times

Struck out: 3, 5 times

Sac flies: 1 [t-5th], 6 times

At bats: 5, 9 times

Stolen bases: 1, Eastern Kentucky, Mar 12, 2024; at Alabama, Mar 15, 2024

Caught stealing: 1 [t-1st], Alabama A&M, Apr 09, 2024; High Point, Feb 27, 2024; vs Alabama, May 21, 2025

Field chances: 22 [1st], Samford, Feb 21, 2025

Putouts: 19 [1st], Samford, Feb 21, 2025

Assists: 3, 4 times

Runners CS: 2 [t-1st], Vanderbilt, May 10, 2025; Vanderbilt, May 11, 2025; vs Vanderbilt, May 24, 2025

### Marcus Phillips

Year	avg	gp-gs	ab	r	h	2b	3b	hr	rbi	tb	slg%	bb	hbp	so	gdp	ob%	sf	sh	sb-att	po	a	e	fld%
2024	.000	0-0	0	0	0	0	0	0	0	0	.000	0	0	0	0	.000	0	0	0-0	3	4	0	1.000
2025	.000	0-0	0	0	0	0	0	0	0	0	.000	0	0	0	0	.000	0	0	0-0	8	8	1	.941
TOTAL	.000	0-0	0	0	0	0	0	0	0	0	.000	0	0	0	0	.000	0	0	0-0	11	12	1	.958

Year	era	w-l	app	gs	cg	sho	sv	ip	h	r	er	bb	so	2b	3b	hr	bf	bavg	wp	hbp	bk	sfa	sha
2024	4.95	0-0	19	2	0	0/2	3	20.0	15	13	11	15	22	4	1	2	92	.208	5	2	0	2	1
2025	3.71	4-4	16	16	1	1/0	0	77.2	67	41	32	32	93	15	0	10	334	.229	3	7	0	2	1
TOTAL	3.96	4-4	35	18	1	1/2	3	97.2	82	54	43	47	115	19	1	12	426	.225	8	9	0	4	2

#### SINGLE-GAME HIGHS [all-time ranking]:

Innings pitched: 7.0, Florida, Mar 15, 2025

Walks allowed: 4 [t-5th], Kentucky, Apr 19, 2025; at LSU, Apr 26, 2025; at Cincinnati, May 31, 2025

Strikeouts: 8, 4 times

Batters faced: 27, at LSU, Apr 26, 2025

Field chances: 3, Western Carolina, Apr 23, 2024; at LSU, Apr 26, 2025

Putouts: 2, Western Carolina, Apr 23, 2024; at Alabama, Mar 21, 2025; at South Carolina, Mar 29, 2025

Assists: 3, at LSU, Apr 26, 2025

Runners CS: 2 [t-1st], Florida, Mar 15, 2025



## 2025 Tennessee Baseball Individual Career History



### AJ Russell

Year	avg	gp-gs	ab	r	h	2b	3b	hr	rbi	tb	slg%	bb	hbp	so	gdp	ob%	sf	sh	sb-att	po	a	e	fld%
2023	.000	0-0	0	0	0	0	0	0	0	0	.000	0	0	0	0	.000	0	0	0-0	0	2	0	1.000
2025	.000	0-0	0	0	0	0	0	0	0	0	.000	0	0	0	0	.000	0	0	0-0	1	0	0	1.000
TOTAL	.000	0-0	0	0	0	0	0	0	0	0	.000	0	0	0	0	.000	0	0	0-0	1	2	0	1.000

Year	era	w-l	app	gs	cg	sho	sv	ip	h	r	er	bb	so	2b	3b	hr	bf	bavg	wp	hbp	bk	sfa	sha
2023	0.89	2-0	24	1	0	0/4	0	30.1	9	4	3	7	47	3	0	1	105	.095	0	0	0	1	1
2024	5.02	0-1	6	4	0	0/0	0	14.1	12	8	8	8	21	1	0	1	62	.231	0	1	1	0	1
2025	3.52	2-1	11	6	0	0/0	0	23.0	22	15	9	9	34	6	1	2	102	.239	0	1	1	0	0
TOTAL	2.66	4-2	41	11	0	0/4	0	67.2	43	27	20	24	102	10	1	4	269	.180	0	2	2	1	2

#### SINGLE-GAME HIGHS [all-time ranking]:

Innings pitched: 4.1, vs Texas Tech, Feb 16, 2024

Walks allowed: 6 [1st], Ole Miss, Mar 23, 2024

Strikeouts: 10, vs Texas Tech, Feb 16, 2024

Batters faced: 17, Ole Miss, Mar 23, 2024; vs Alabama, May 21, 2025

Field chances: 1, Wofford, May 02, 2023; Auburn, May 04, 2025; vs Texas A&M, May 23, 2023

Putouts: 1, Auburn, May 04, 2025

Assists: 1, Wofford, May 02, 2023; vs Texas A&M, May 23, 2023

Runners CS: 2 [t-1st], Vanderbilt, May 10, 2025

### Michael Sharman

Year	avg	gp-gs	ab	r	h	2b	3b	hr	rbi	tb	slg%	bb	hbp	so	gdp	ob%	sf	sh	sb-att	po	a	e	fld%
2025	.000	0-0	0	0	0	0	0	0	0	0	.000	0	0	0	0	.000	0	0	0-0	0	10	0	1.000
TOTAL	.000	0-0	0	0	0	0	0	0	0	0	.000	0	0	0	0	.000	0	0	0-0	0	10	0	1.000

Year	era	w-l	app	gs	cg	sho	sv	ip	h	r	er	bb	so	2b	3b	hr	bf	bavg	wp	hbp	bk	sfa	sha
2025	3.18	3-1	17	3	0	0/1	0	22.2	19	11	8	10	25	6	0	1	98	.229	0	2	0	0	3
TOTAL	3.18	3-1	17	3	0	0/1	0	22.2	19	11	8	10	25	6	0	1	98	.229	0	2	0	0	3

#### SINGLE-GAME HIGHS [all-time ranking]:

Innings pitched: 4.1, Northern Kentucky, Apr 29, 2025

Walks allowed: 2, Northern Kentucky, Apr 29, 2025

Strikeouts: 6, Northern Kentucky, Apr 29, 2025

Batters faced: 19, Northern Kentucky, Apr 29, 2025

Field chances: 2, Tennessee Tech, Apr 01, 2025; Lipscomb, Apr 22, 2025; Indiana State, May 06, 2025

Assists: 2, Tennessee Tech, Apr 01, 2025; Lipscomb, Apr 22, 2025; Indiana State, May 06, 2025

Runners CS: 1, Tennessee Tech, Apr 01, 2025; Indiana State, May 06, 2025



## 2025 Tennessee Baseball Individual Career History



### Brayden Sharp

Year	avg	gp-gs	ab	r	h	2b	3b	hr	rbi	tb	slg%	bb	hbp	so	gdp	ob%	sf	sh	sb-att	po	a	e	fld%
2024	.000	2-0	2	0	0	0	0	0	0	0	.000	0	0	1	0	.000	0	0	0-0	1	0	0	1.000
2025	.000	5-0	5	2	0	0	0	0	0	0	.000	1	0	1	0	.167	0	0	1-1	1	1	0	1.000
TOTAL	.000	7-0	7	2	0	0	0	0	0	0	.000	1	0	2	0	.125	0	0	1-1	2	1	0	1.000

Year	era	w-l	app	gs	cg	sho	sv	ip	h	r	er	bb	so	2b	3b	hr	bf	bavg	wp	hbp	bk	sfa	sha
2024	0.00	0-0	3	0	0	0/1	0	3.0	2	1	0	0	2	1	0	0	11	.182	0	0	0	0	0
2025	6.75	1-0	8	0	0	0/0	0	8.0	7	6	6	5	15	2	0	4	37	.233	0	1	0	0	1
TOTAL	4.91	1-0	11	0	0	0/1	0	11.0	9	7	6	5	17	3	0	4	48	.220	0	1	0	0	1

#### SINGLE-GAME HIGHS [all-time ranking]:

Runs scored: 1, at LSU, Apr 25, 2025; Hofstra, Feb 15, 2025

Walks: 1, Queens, Mar 25, 2025

Struck out: 1, Hofstra, Feb 16, 2025; Eastern Kentucky, Mar 12, 2024

At bats: 2, Hofstra, Feb 16, 2025; St. Bonaventure, Mar 07, 2025

Stolen bases: 1, at LSU, Apr 25, 2025

Innings pitched: 1.1, vs Rice, Mar 01, 2025

Walks allowed: 2, Samford, Feb 23, 2025

Strikeouts: 3, Samford, Feb 23, 2025; Xavier, Mar 05, 2025

Batters faced: 6, Texas A&M, Apr 05, 2025; Xavier, Mar 05, 2025

Field chances: 1, West Georgia, Mar 11, 2025; Queens, Mar 25, 2025; Tennessee Tech, Mar 26, 2024

Putouts: 1, Queens, Mar 25, 2025; Tennessee Tech, Mar 26, 2024

Assists: 1, West Georgia, Mar 11, 2025

### Nate Snead

Year	avg	gp-gs	ab	r	h	2b	3b	hr	rbi	tb	slg%	bb	hbp	so	gdp	ob%	sf	sh	sb-att	po	a	e	fld%
2023*	.000	24-1	0	0	0	0	0	0	0	0	.000	0	0	0	0	.000	0	0	0-0	0	5	3	.625
2024	.000	0-0	0	0	0	0	0	0	0	0	.000	0	0	0	0	.000	0	0	0-0	4	6	0	1.000
2025	.000	0-0	0	0	0	0	0	0	0	0	.000	0	0	0	0	.000	0	0	0-0	4	3	2	.778
TOTAL	.000	0-0	0	0	0	0	0	0	0	0	.000	0	0	0	0	.000	0	0	0-0	8	9	2	.895
All*	.000	24-1	0	0	0	0	0	0	0	0	.000	0	0	0	0	.000	0	0	0-0	8	14	5	.815

Year	era	w-l	app	gs	cg	sho	sv	ip	h	r	er	bb	so	2b	3b	hr	bf	bavg	wp	hbp	bk	sfa	sha
2023*	3.16	1-2	24	1	0	0/1	3	42.2	37	18	15	17	53	9	1	1	187	.230	2	5	0	2	2
2024	3.11	10-2	29	1	0	0/2	6	75.1	71	28	26	26	61	9	1	9	322	.251	2	8	1	3	1
2025	4.01	4-2	22	1	0	0/0	5	49.1	54	31	22	19	42	6	1	4	221	.277	10	3	0	3	1
TOTAL	3.47	14-4	51	2	0	0/2	11	124.2	125	59	48	45	103	15	2	13	543	.262	12	11	1	6	2
All*	3.39	15-6	75	3	0	0/3	14	167.1	162	77	63	62	156	24	3	14	730	.254	14	16	1	8	4

\* Statistics from prior team/school

#### SINGLE-GAME HIGHS [all-time ranking]:

Innings pitched: 6.0, Illinois, Mar 10, 2024

Walks allowed: 5 [t-2nd], vs Baylor, Feb 18, 2024

Strikeouts: 7, at Florida, May 04, 2024

Batters faced: 26, at Alabama, Mar 17, 2024

Field chances: 3, Samford, Feb 22, 2025

Putouts: 2, Samford, Feb 22, 2025

Assists: 1, 9 times

Runners CS: 1, 6 times





## 2025 Tennessee Baseball Individual Career History



### Bryson Thacker

Year	avg	gp-gs	ab	r	h	2b	3b	hr	rbi	tb	slg%	bb	hbp	so	gdp	ob%	sf	sh	sb-att	po	a	e	fld%
Year	era	w-l	app	gs	cg	sho	sv	ip	h	r	er	bb	so	2b	3b	hr	bf	bavg	wp	hbp	bk	sfa	sha
2025	0.00	0-0	5	0	0	0/0	0	4.1	1	1	0	4	7	0	0	0	18	.077	0	1	0	0	0
TOTAL	0.00	0-0	5	0	0	0/0	0	4.1	1	1	0	4	7	0	0	0	18	.077	0	1	0	0	0

#### SINGLE-GAME HIGHS [all-time ranking]:

Innings pitched: 1.0, Tennessee Tech, Apr 01, 2025; Bellarmine, Apr 15, 2025; Queens, Mar 25, 2025

Walks allowed: 1, 4 times

Strikeouts: 3, Tennessee Tech, Apr 01, 2025

Batters faced: 5, Tennessee Tech, Apr 01, 2025

### Tanner Wiggins

Year	avg	gp-gs	ab	r	h	2b	3b	hr	rbi	tb	slg%	bb	hbp	so	gdp	ob%	sf	sh	sb-att	po	a	e	fld%
Year	era	w-l	app	gs	cg	sho	sv	ip	h	r	er	bb	so	2b	3b	hr	bf	bavg	wp	hbp	bk	sfa	sha
2025	0.00	0-0	4	0	0	0/0	0	2.1	1	0	0	4	4	0	0	0	12	.125	1	0	0	0	0
TOTAL	0.00	0-0	4	0	0	0/0	0	2.1	1	0	0	4	4	0	0	0	12	.125	1	0	0	0	0

#### SINGLE-GAME HIGHS [all-time ranking]:

Innings pitched: 1.0, UNC Asheville, Feb 18, 2025

Walks allowed: 3, St. Bonaventure, Mar 09, 2025

Strikeouts: 2, UNC Asheville, Feb 18, 2025


Batters faced: 4, St. Bonaventure, Mar 09, 2025

TV / RADIO SPOTTING CHART

PLAYERS



1 • Dean Curley  
So. • INF



2 • Ariel Antigua  
So. • INF



4 • Manny Marin  
Fr. • INF



5 • Cannon Peebles  
Jr. • C



6 • Gavin Kilen  
Jr. • INF



7 • Nate Snead  
Jr. • RHP



8 • Jay Abernathy  
Fr. • OF/INF



9 • Hunter Ensley  
R-Sr. • OF



10 • Chris Newstrom  
Fr. • OF/INF



11 • Andrew Fischer  
Jr. • INF



12 • Liam Doyle  
Jr. • LHP




13 • Reese Chapman  
Jr. • OF




14 • Blake Grimmer  
R-Fr. • INF



15 • Hunter High  
So. • INF/OF



16 • Dalton Bargo  
Jr. • UTL




17 • Thomas Crabtree  
So. • RHP




18 • Austin Breedlove  
Jr. • RHP



19 • Andrew Behnke  
Jr. • LHP




20 • Colby Backus  
R-Sr. • OF



21 • Tegan Kuhns  
Fr. • RHP



23 • Marcus Phillips  
Jr. • RHP




25 • Brandon Arvidson  
R-So. • LHP




27 • Stone Lawless  
R-Fr. • C



28 • Ryan Combs  
Jr. • RHP



29 • Aidan Hayse  
Fr. • RHP



30 • Levi Clark  
Fr. • C/INF



31 • Austin Hunley  
R-So. • RHP



32 • Tate Strickland  
Fr. • RHP



33 • AJ Russell  
Jr. • RHP



34 • Brayden Krenzel  
Fr. • RHP




35 • Michael Sharman  
R-Jr. • LHP



36 • Brayden May  
R-Fr. • LHP



37 • Dylan Loy  
So. • LHP



42 • Bryson Thacker  
R-Fr. • LHP




43 • Luke Payne  
So. • LHP



44 • Nic Abraham  
Fr. • RHP



45 • Alberto Osuna  
Gr. • 1B



46 • Brayden Sharp  
R-Fr. • OF/LHP



48 • Tanner Wiggins  
So. • RHP



50 • Tanner Franklin  
Jr. • RHP

STAFF



Tony Vitello  
Head Coach



Josh Elander  
Assoc. Head Coach  
(Third Base Coach)



Frank Anderson  
Assistant Coach  
(Pitching Coach)



Ross Kivett  
Assistant Coach  
(First Base Coach)



Ricky Martinez  
Director of Player  
Development



Luke Bonfield  
Director of Recruiting  
Operations



Quentin Eberhardt  
Director of Baseball  
Sports Performance



Jeff Wood  
Associate Director of  
Sports Medicine