

THE MATCHUP

GAMES 54-56

MAY 15-17 • BAUM-WALKER STADIUM (11,121) • FAYETTEVILLE, ARK. • ESPN2/SECN+/SECN • VOL NETWORK

TENNESSEE VOLUNTEERS (40-13 | 15-12 SEC)



Head Coach:
Tony Vitello

Career Record:
335-125 (8th year)

Record at UT:
Same

Rankings:
D1B: 17 | USAT: 14 | BA: 18
NCBWA: 12 | PG: 19 | RPI: 15

ARKANSAS RAZORBACKS (41-11 | 18-9 SEC)



Head Coach:
Dave Van Horn

Career Record:
1,508-708 (37th year)

Record at Arkansas:
923-468 (23rd year)

Rankings:
D1B: 8 | USAT: 5 | BA: 7
NCBWA: 5 | PG: 7 | RPI: 5

TEAM STATS

	No.	NCAA	SEC
Batting Average:	.305	33	2
Runs/Game:	8.4	31	3
Hits:	528	35	3
Home Runs:	114	3	2
Stolen Bases:	48	202	10
ERA:	3.61	8	2
WHIP:	1.20	4	2
Fielding Pct:	.970	131	15

*As of May 14

TEAM STATS

	No.	NCAA	SEC
Batting Average:	.315	17	1
Runs/Game:	9.0	10	1
Hits:	548	16	1
Home Runs:	104	5	3
Stolen Bases:	39	250	15
ERA:	3.96	14	5
WHIP:	1.19	2	1
Fielding Pct:	.983	4	1

*As of May 14

PROBABLE STARTING PITCHERS

G1: Marcus Phillips - Jr. - RHP

App/GS: 13/13 | WHIP: 1.18
Record: 3-4 | K: 77
IP: 63.1 | BB: 23
ERA: 3.55 | Opp. Avg: .218

G2: Liam Doyle - Jr. - LHP

App/GS: 14/13 | WHIP: 0.80
Record: 9-2 | K: 127
IP: 74.2 | BB: 23
ERA: 2.17 | Opp. Avg: .145

G3: Tegan Kuhns - Fr. - RHP

App/GS: 13/8 | WHIP: 1.44
Record: 2-2 | K: 36
IP: 33.1 | BB: 13
ERA: 3.78 | Opp. Avg: .263

SERIES HISTORY: VOLUNTEERS - RAZORBACKS

Overall: Arkansas leads, 42-28
in Knoxville: Series tied, 15-15
in Fayetteville: Arkansas leads, 23-12
at Neutral Sites: Arkansas leads, 4-1
Last 10 Meetings: Arkansas leads, 9-1

Last Five Meetings (0-5)

Date	Result	Location
4/16/23	L, 7-2	Fayetteville
4/15/23	L, 6-3	Fayetteville
4/14/23	L, 5-2	Fayetteville
5/30/21	L, 7-2 (SECT)	Hoover, Ala.
5/16/21	L, 3-2	Knoxville

LEADING OFF

VOLS GOING HOG HUNTING TO CAP REGULAR SEASON

Tennessee heads to Fayetteville for a Thursday-Saturday series this week at No. 5/8 Arkansas, which will be its final test before postseason play begins next week in Hoover, Alabama. The Vols will be looking to end their recent struggles against Arkansas by winning their first series against the Hogs since 2005.

BATTLE TESTED ON THE ROAD

The Vols will look to continue their road success this season and win their fourth series away from Knoxville as they head to one of the nation's toughest venues in Baum-Walker Stadium. UT is 8-4 in true road games this season with series wins at No. 10 Alabama, South Carolina and No. 6 Ole Miss. The Big Orange also won a game at No. 3 LSU and were close to winning that series, as well.

ANOTHER 40-WIN SEASON UNDER VITELLO

With Tuesday's midweek win over Belmont, the Vols reached the 40-win mark for the sixth straight season (2019 COVID season not included), setting a new program record and breaking the previous longest streak of five straight 40-plus win seasons from 1993-1997. Prior to **Tony Vitello's** tenure, UT had recorded just nine 40-win seasons in program history and hadn't reached the 40-win mark since 2005.

LAST TIME OUT

The Vols opened the week with a 9-4 victory over Belmont on Tuesday to finish the year with a 14-1 record in midweek games. Hunter Ensley went 2-for-2 with a home run to lead the Vols on Senior Night while Andrew Fischer went deep for the third straight game, as well.

BROADCAST INFO

TV INFO:

Thursday: ESPN2
Friday: SEC Network+
Saturday: SEC Network

Talent:

Tom Hart (PxP)
Chris Burke (Analyst)
Kyle Peterson (Analyst)*
*Thursday only

RADIO INFO:

Vol Network (FM 99.1 | AM 990)
UTSports.com // UT Mobile App

Talent:

John Wilkerson



2025 SCHEDULE

RECORD

40-13

SEC	15-12
NON-CONFERENCE	25-1
HOME	29-9
AWAY	8-4
NEUTRAL	3-0
STREAK	W1

DATE	OPPONENT (TV)	TIME/RESULT
2/14	Hofstra	W, 15-0 (7)
2/15	Hofstra	W, 18-1 (7)
2/16	Hofstra	W, 13-1 (7)
2/18	UNC Asheville	W, 29-4 (7)
2/21	Samford	W, 5-1
2/22	Samford	W, 7-3
2/23	Samford	W, 11-1 (7)
2/25	North Alabama	W, 7-5
2/28	vs. #16 Oklahoma State ¹	W, 5-2
3/1	vs. Rice ¹	W, 13-3
3/2	vs. #24 Arizona ¹	W, 5-1
3/4	Radford	W, 22-9 (7)
3/5	Xavier	W, 13-1
3/7	St. Bonaventure	W, 12-0
3/8	St. Bonaventure	W, 11-1 (7)
3/9	St. Bonaventure	W, 13-2 (7)
3/11	West Georgia	W, 4-2
3/14	#6 Florida*	W, 5-3
3/15	#6 Florida* (SECN)	W, 10-0 (7)
3/16	#6 Florida*	W, 7-4
3/18	ETSU	L, 7-6 (10)
3/20	@ #10 Alabama* (ESPN)	L, 6-5
3/21	@ #10 Alabama*	W, 10-7
3/22	@ #10 Alabama*	W, 9-2
3/25	Queens	W, 14-3
3/28	@ South Carolina*	W, 11-7
3/29	@ South Carolina*	W, 7-5
3/30	@ South Carolina* (SECN)	W, 7-2
4/1	Tennessee Tech	W, 7-1
4/4	Texas A&M* (ESPN)	W, 10-0 (7)
4/5 (DH)	Texas A&M*	L, 9-3
4/5 (DH)	Texas A&M*	L, 17-6 (8)
4/8	Alabama State	W, 10-2
4/11	@ #6 Ole Miss*	W, 3-2
4/12	@ #6 Ole Miss*	L, 8-5
4/13	@ #6 Ole Miss* (SECN)	W, 10-8
4/15	Bellarmine	W, 13-3 (8)
4/18	Kentucky*	W, 8-2
4/19	Kentucky*	L, 4-1
4/20	Kentucky*	L, 8-2
4/22	Lipscomb	W, 11-1 (7)
4/25	@ #3 LSU*	L, 6-3
4/26	@ #3 LSU* (ESPN)	W, 9-3
4/27	@ #3 LSU* (SECN)	L, 12-2 (8)
4/29	Northern Kentucky	W, 7-5
5/2	#5 Auburn*	L, 6-1
5/3	#5 Auburn*	W, 5-4 (11)
5/4	#5 Auburn*	L, 8-1 (7)
5/6	Indiana State	W, 12-1 (7)
5/9	#10 Vanderbilt* (SECN)	W, 3-2
5/10	#10 Vanderbilt* (ESPN)	L, 10-6
5/11	#10 Vanderbilt* (ESPN)	L, 7-5
5/13	Belmont	W, 9-4
5/15	@ #5 Arkansas* (ESPN)	8 pm
5/16	@ #5 Arkansas*	7:30 pm
5/17	@ #5 Arkansas* (SECN)	3 pm
5/20-25	SEC Tournament* (SECN)	TBD

* Southeastern Conference game

1 - Astros Foundation College Classic
(Daikin Park - Houston, Texas)
2 - Hoover Met (Hoover, Ala.)

All times Eastern & Subject to Change

[FOLLOW THE VOLS:



@VOL_BASEBALL



TENNESSEE BASEBALL]

MEDIA INFORMATION

CREDENTIALS

Media credentials will be issued to members of the working media only. Children and other non-workers will be prohibited. Requests for credentials should be made by calling or emailing **Sean Barows** at least 24 hours prior to game time. All credentials can be claimed at the ticket will call window at the entrance of the stadium.

INTERVIEW POLICY

Tennessee Head Coach Tony Vitello and select student-athletes will be available to meet working members of the media inside the batting cages located down the right-field line following each game at Lindsey Nelson Stadium. Media members are not permitted in the locker room or clubhouse area at anytime.

Interviews with visiting team members may be done on the field, subject to the policy of the visiting team's communications representative.

PHOTOGRAPHERS/TV

UT issued media credentials are required for all photographers and television media.

Photo wells are located at the end of both dugouts. Photographers and videographers are welcome to shoot from these locations as well as from the concourse as long as they are not blocking the view of spectators.

Non-team affiliated photographers/videographers **are not** be permitted the dugouts at any time. Media may shoot from the warning track along the backstop during pregame and between innings, but must return to the approved shooting areas prior to play resuming.

PRESS BOX

The Lindsey Nelson Stadium press box is for working members of the media only. The press box includes space for working members of the press, team representatives, public address announcer and scoreboard operator. Also located on the press level are two radio booths and a television/VIP booth. Admission to the press box is by credential only.

Updated cumulative statistics, game notes and team rosters will be available in the press box at each home game. A final box score will be distributed at the completion of each game. Stat Broadcast live stats links for each game are available at **UTStats.com**.

An official scorer is assigned to all home games, and **Sean Barows** will keep media informed of all scoring decisions, notable facts and records.

INTERNET/WIFI

Password protected high-speed wireless Internet (ut-press) is available throughout Lindsey Nelson Stadium. Information on how to connect to ut-press can be found on the place cards at each seat. There are also a limited number of Ethernet connections available in the press box and radio booths.

STRATEGIC COMMUNICATIONS INFO

Overnight Mail Address

1551 Lake Loudoun Blvd.
Anderson Training Center, Ground Floor
Knoxville, TN 37996

Sean Barows

Associate Director of Strategic Communications

Office Phone: 865-974-7478

Cell Phone: 561-312-9432

Email: sbarows@tennessee.edu

FOLLOW ONLINE

Website

UTSports.com/sports/baseball

X, Instagram & TikTok

@Vol_Baseball

Facebook

Facebook.com/VolBaseball

TENNESSEE NUMERICAL ROSTER

No.	Name	Pos.	Cl.	B/T	Ht.	Wt.	Hometown/Previous School
1	Dean Curley	INF	So.	R/R	6-3	218	La Verne, Calif./Northview
2	Ariel Antigua	INF	So.	R/R	5-8	180	Lake Worth, Fla./Trinity Christian Academy
4	Manny Marin	INF	Fr.	R/R	6-1	181	Hialeah, Fla./Westminster Christian School
5	Cannon Peebles	C	Jr.	S/R	5-11	190	Ashland, Va./Hanover/NC State
6	Gavin Kilen	INF	Jr.	L/R	5-11	187	Milton, Wis./Milton/Louisville
7	Nate Snead	RHP	Jr.	R/R	6-2	212	South Milwaukee, Wis./South Milwaukee/Wichita State
8	Jay Abernathy	OF/INF	Fr.	L/R	5-10	177	Acworth, Ga./North Cobb
9	Hunter Ensley	OF	R-Sr.	R/R	6-1	197	Huntingdon, Tenn./Huntingdon
10	Chris Newstrom	INF/OF	Fr.	R/R	6-2	204	Phoenix, Ariz./Chaparral
11	Andrew Fischer	INF	Jr.	L/R	6-1	210	Manasquan, N.J./Wall Township/Ole Miss
12	Liam Doyle	LHP	Jr.	R/L	6-2	220	Derry, N.H./Pinkerton Academy/Ole Miss
13	Reese Chapman	OF	Jr.	L/R	6-1	224	Parker, Colo./Grandview
14	Blake Grimmer	UTL	R-Fr.	L/R	6-3	208	Spring Lake, Mich./Orchard Lake St. Mary's Prep
15	Hunter High	OF/INF	So.	L/R	6-0	199	Crieve Hall, Tenn./Lipscomb Academy
16	Dalton Bargo	UTL	Jr.	L/R	6-1	195	Omaha, Neb./Westside/Missouri
17	Thomas Crabtree	RHP	So.	R/R	6-4	202	Collierville, Tenn./Collierville/Pearl River CC (MS)
18	Austin Breedlove	RHP	Jr.	R/R	6-2	200	Ooltewah, Tenn./McCallie School/Cleveland State CC (TN)
19	Andrew Behnke	LHP	Jr.	L/L	5-10	183	Nashville, Tenn./Donelson Christian Academy
20	Colby Backus	OF	R-Sr.	R/R	6-4	230	Johnson City, Tenn./Daniel Boone/Walters State CC (TN)
21	Tegan Kuhns	RHP	Fr.	S/R	6-3	189	Gettysburg, Pa./Gettysburg Area
23	Marcus Phillips	RHP	Jr.	R/R	6-4	246	Sioux Falls, S.D./Roosevelt/Iowa Western CC
25	Brandon Arvidson	LHP	R-So.	R/L	6-5	215	Dripping Springs, Texas/Dripping Springs/San Jacinto Coll. (TX)
27	Stone Lawless	C/IB	R-Fr.	R/R	6-2	219	Huntsville, Ala./Huntsville
28	Ryan Combs	RHP	Jr.	R/R	6-3	184	Sarasota, Fla./Lakewood Ranch/Polk State Coll. (FL)
29	Aidan Hayse	RHP	Fr.	R/R	6-3	191	Shorewood, Ill./Joliet Catholic Academy
30	Levi Clark	UTL	Fr.	R/R	6-1	211	Marietta, Ga./Walton
31	Austin Hunley	RHP	R-So.	R/R	6-3	199	Mount Juliet, Tenn./Mount Juliet
32	Tate Strickland	RHP	Fr.	R/R	6-3	192	Powder Springs, Ga./Harrison
33	AJ Russell	RHP	Jr.	R/R	6-6	223	Franklin, Tenn./Franklin
34	Brayden Krenzle	RHP	Fr.	R/R	6-3	214	Dublin, Ohio/Dublin Jerome
35	Michael Sharman	LHP	R-Jr.	R/L	6-1	198	Woodstock, Ga./Etowah/Georgia Highlands College
36	Brayden May	LHP	R-Fr.	L/L	5-11	186	Smyrna, Ga./Whitefield Academy
37	Dylan Loy	LHP	So.	R/L	6-0	208	Pigeon Forge, Tenn./Pigeon Forge
40	Anson Seibert	RHP	Fr.	L/R	6-8	231	Overland Park, Kan./Blue Valley Southwest
42	Bryson Thacker	LHP	R-Fr.	L/L	6-2	189	Rome, Ga./Rome
43	Luke Payne	LHP	So.	R/L	6-4	200	Gallatin, Tenn./Goodpasture Christian School
44	Nic Abraham	RHP	Fr.	L/R	6-5	209	Elk Grove, Calif./Franklin
45	Alberto Osuna	1B/DH	Gr.	R/R	6-1	244	Mauldin, S.C./Mauldin/North Carolina
46	Brayden Sharp	OF/LHP	R-Fr.	L/L	6-2	171	The Woodlands, Texas/The Woodlands
48	Tanner Wiggins	RHP	So.	R/R	6-2	189	North Richland Hills, Texas/Temple Christian/Weatherford Coll. (TX)
50	Tanner Franklin	RHP	Jr.	R/R	6-5	225	Jefferson City, Tenn./Jefferson County/Kennesaw State

COACHING & SUPPORT STAFF

Head Coach: #22 Tony Vitello (Missouri, '02)

Record at Tennessee (Year): 335-125 (8th season)

Overall Record (Year): Same

Associate Head Coach: #24 Josh Elander (8th season)

Assistant Coach: Frank Anderson (8th season)

Assistant Coach: #26 Ross Kivett (5th season)

Director of Sports Performance: Quentin Eberhardt (7th season)

Director of Player Development: Ricky Martinez (3rd season, 1st as DoPD)

Director of Recruiting Operations: Luke Bonfield (4th season, 4th as DoRo)

Director of Operations/Pitching Performance: Josh Reynolds (1st season)

Asst. Director of Baseball Operations: Adam Low (2nd season)

Student Assistant Coach: Ethan Payne (1st season)

Student Assistant Coach: Parker Serrano (2nd season)

Quality Control Analyst: Kirby Connell (1st season)

Video Coordinator: Sean McCann (8th season)

Director of Analytics: Zach Stovall (2nd season)

Athletic Trainer: Jeff Wood (25th season)

Asst. Director of Sports Nutrition: Beth Schwartz (2nd season)

QUICK FACTS

GENERAL UNIVERSITY INFO

Location:	Knoxville, Tenn.
Founded:	1794
Enrollment:	38,728
Conference:	Southeastern (SEC)
Nickname:	Volunteers (Vols)
Colors:	Orange (PMS 151) and White
Mascot:	Smokey (a Bluetick Coonhound)
System President:	Randy Boyd
Chancellor:	Dr. Donde Plowman
Director of Athletics:	Dr. Danny White
Faculty Athletics Rep:	Dr. Matt Harris

BASEBALL HISTORY

First Year of Baseball:	1897
All-Time Overall Record:	2,330-1,706-13
All-Time Collegiate Record:	2,324-1,703-13
All-Time SEC Record:	844-955-1
SEC Regular-Season Championships (Last):	5 (2024)
Eastern Division Championships (Last):	9 (2024)
SEC Tournament Championships (Last):	5 (2024)
SEC Tournament Appearances (Last):	20 (2024)

NCAA Tournament Appearances (Last):	14 (2024)
NCAA Super Regional Appearances (Last):	6 (2024)
CWS Appearances (Last):	7 (2024)
National Championships (Last):	1 (2024)

TEAM INFO

2024 Record:	60-13
Home/Away/Neutral:	40-4/9-6/11-3
2024 SEC Record (Finish):	22-8 (t-1st)
Home/Away:	13-2/9-6
Final National Rankings:	
RPI:	1
Baseball America:	1
D1Baseball:	1
NCBWA:	1
Perfect Game:	1
USA Today Coaches:	1
Positional Starters Returning/Lost:	3/6
Pitchers Returning/Lost:	8/10
Letterwinners Returning/Lost:	16/22
Newcomers:	20

NUMBERS TO KNOW

53

Andrew Fischer has reached base in all **53** games this season. The Ole Miss transfer leads the SEC in HRs (20) and walks (53).

40

With Tuesday's win vs. Belmont, UT reached the **40**-win mark for the sixth straight year (COVID season not included). The Vols are one of 11 teams with 40-plus wins this year.

678

Since the start of the 2021 season, the Vols have hit an NCAA-leading **678** home runs. In the previous decade before that (2010-2020), UT hit just 376 homers combined.

ROUNDING THE BASES

VOLS DIG THE LONG BALL

- Tennessee has been the nation's most prolific home run hitting team since the start of the 2021 season, leading all NCAA Division I programs with **678** long balls during that span, **123 more than the next closest team** (Florida - 555).
- In the previous decade before that (2010-2020), the Volunteers totaled just 376 home runs.
- With a pair of **Stone Lawless** homers in a midweek win over Northern Kentucky on April 29, UT reached the **century mark for the fourth consecutive season**. The Vols 114 home runs rank third in the nation while their 2.15 homers per game rank fourth nationally.

Four Straight 100-Plus HR Seasons

2025 - 114 (2.15/game)
2024 - 184 (2.52/game) *Program Record
2023 - 126 (1.91/game)
2022 - 158 (2.39/game)

- Tennessee is just the **second SEC program to ever hit 100 or more home runs in four straight seasons**, joining LSU, who did so from 1996-99.
- UT has homered in all but seven games this year and has hit **multiple home runs 33 times, posting a 30-3 record** when doing so.
- The Vols have posted two of the most prolific home run hitting seasons in NCAA history with a **program record 184 last season and 158 in 2022**, which ranks second and fifth, respectively, in NCAA Division I history and are the top two outputs in the BBCOR bat era (since 2011).

NCAA Division I Team Home Run Leaders (Single Season)

- LSU - 188 (1997)
- Tennessee - 184 (2024)**
- BYU - 161 (1988)
- Alabama - 160 (1997)
- Tennessee - 158 (2022)**

- Tennessee became the **only team in NCAA Division I history to have five players hit 20 or more home runs in a single season in 2024: Christian Moore** (34), **Billy Amick** (23), **Dylan Dreiling** (23), **Blake Burke** (20) and **Kavares Tears** (20).
- The Big Orange hit 126 home runs in 2023, which is the third highest tally in program history and ranked sixth in the country. Tennessee also hit 98 long balls in 2021. Prior to 2021, the Vols had hit more than 87 homers just once in program history (107 in 1998).
- Since 2019, the Big Orange have tied the program's single-game home run record on five different occasions, blasting seven long balls each in victories over Evansville (6/9/24), Morehead State (3/10/23), Mississippi State (5/19/22), James Madison (3/9/22) and Lipscomb (4/9/19).

Grand Slams Galore

- The Vols **12 grand slams in 2024 were tied for the second most in a single season in NCAA history (most in the BBCOR bat era)** and the **most ever by an SEC team**. The NCAA single-season record is 14 by Arizona State in 2003 (68 games). Nine different players hit a grand slam for the Vols in 2024.
- Tennessee has hit **eight grand slams** this season. Seven different players have hit a grand slam for the Big Orange thus far: **Reese Chapman** (2), **Dalton Bargo**, **Levi Clark**, **Hunter Ensley**, **Andrew Fischer**, **Blake Grimmer** and **Manny Marin**.

VOLS LITTERED WITH 2025 MLB DRAFT PROSPECTS

- Tennessee leads all college programs with **eight current players listed among the top 150 prospects for the 2025 MLB Draft**, according to the latest MLB Pipeline rankings that were released on April 29.
- The Vols also have five current commits who were included on that list.

Top 150 MLB Draft Prospects (As of April 29)

#10 - Liam Doyle (LHP) #55 - AJ Russell (RHP)
#16 - Gavin Kilen (2B) #69 - Marcus Phillips (RHP)
#35 - Andrew Fischer (1B/3B) #106 - Tanner Franklin (RHP)
#54 - Dean Curley (SS/3B) #113 - Nate Snead (RHP)

BIG GAME HUNTER

- Hunter Ensley** has put together the best year of his career after opting to return for a final season with the Vols.
- The redshirt senior captain has put together an All-SEC caliber campaign while **leading the Vols and ranking among the SEC leaders with career-highs in batting average (.368), hits (70), doubles (16) and RBIs (59)** while posting a 1.055 OPS. He also leads UT with 18 multi-RBI and 21 multi-hit games.
- Ensley has been one of the league's best players during the conference slate, as well, batting .351 (6th in SEC) with 39 hits (3rd in SEC) and 33 RBIs (2nd in SEC) in league play.
- The Huntingdon, Tennessee, native, is also one of UT's most clutch hitters, batting .444 (28-63) with runners in scoring position and .378 (31-82) with two outs.
- Ensley homered in Tuesday's Senior Night win vs. Belmont after leading the team with a .500 average, six hits and four runs last weekend against Vanderbilt to go along with a highlight-reel leaping catch at the wall in Friday's series-opening 3-2 win.

RECORD BREAKDOWN

	Overall	SEC
Overall	40-13	15-12
Home	29-9	7-8
Away	8-4	8-4
Neutral	3-0	--
Non-Conference	25-1	--
vs. Ranked Opponent	12-8	10-8
Day Games	20-6	7-6
Night Games	20-7	8-6
vs. Left-Handed Starter	13-6	6-5
vs. Right-Handed Starter	27-7	9-7
1-Run Games	3-2	3-1
2-Run Games	6-1	3-1
5+ Run Games	24-6	6-6
Extra Innings	1-1	1-0
Shutouts	4-0	2-0
Scoring 0-2 Runs	0-5	0-5
Scoring 3-5 Runs	8-5	4-5
Scoring 6-9 Runs	11-3	6-2
Scoring 10+ Runs	21-0	5-0
Opp. 0-2 Runs	23-0	7-0
Opp. 3-5 Runs	13-1	5-1
Opp. 6-9 Runs	4-9	3-8
Opp. 10+ Runs	0-3	0-3
Score in 1st Inning	17-7	4-6
Opp. Score in 1st Inning	11-7	4-6
Score First	28-5	12-5
Opp. Score First	12-8	3-7
After 6 Innings:		
Leading	37-1	13-1
Trailing	2-12	2-11
Tied	1-0	--
After 7 Innings:		
Leading	24-1	10-1
Trailing	1-10	1-10
Tied	3-1	2-0
After 8 Innings:		
Leading	24-2	10-1
Trailing	1-8	1-8
Tied	2-0	2-0
Hit 0 Home Runs	3-4	3-4
Hit 1 Home Run	7-6	4-5
Hit 2+ Home Runs	30-3	8-3
Opp. 0 Home Runs	19-4	6-4
Opp. 1 Home Run	18-2	7-2
Opp. 2+ Home Runs	3-7	2-6
Made 0 Errors	15-4	6-4
Made 1 Error	15-2	5-1
Made 2+ Errors	10-7	4-7
Opp. 0 Errors	14-8	8-8
Opp. 1 Error	14-2	6-2
Opp. 2+ Errors	12-3	1-2
Out-Hit Opp.	34-3	10-3
Out-Hit by Opp.	5-8	5-7
Hits are tied	1-2	0-2
BY MONTH		
February	9-0	--
March	17-2	8-1
April	10-7	5-7
May	4-4	2-4
June	--	--
BY UNIFORM		
All Whites	9-1	4-1
Orange Top	11-4	6-4
Cream	5-3	1-3
Pinstripes	9-0	--
Smokey Grey	4-2	3-2
Black	2-2	1-2

ROUNDING THE BASES

DOYLE MAKING HIS CASE FOR NATIONAL AWARDS & HONORS

- Tennessee ace **Liam Doyle** is having an All-American caliber junior season for the Vols and has arguably been the most dominant starting pitcher in the country throughout the regular season, positioning himself for a handful of national and SEC postseason awards and honors.
- For the season, Doyle boasts a **9-2 record and a 2.17 ERA** in 14 appearances (13 starts) while **leading the country in strikeouts (127) and strikeouts per nine innings (15.31)**. His **280 career strikeouts** rank seventh among active Division I pitchers while his **13.55 strikeouts/nine innings** ranks second.
- Doyle has reached **double-digit strikeouts six times** this season, including three times in SEC play after 12 punchouts over seven shutout innings last Friday night vs. No. 10/11 Vanderbilt.
- Doyle enters this weekend's series ranked **sixth in program history for single-season strikeouts** and could jump all the way to third with another double-digit strikeout outing this week. The Derry, new Hampshire, native, needs **28 more punchouts** to break **Luke Hochevar's** program record of 154 in 2005.

Doyle's Ranks Among NCAA & SEC Leaders

Stat	Value	SEC Rank	NCAA Rank
Wins	9	t-1	t-5
ERA	2.17	1	10
Strikeouts	127	1	1
Strikeouts/9 Inn.	15.31	1	1
Strikeout/Walk Ratio	5.52	3	17
Hits Allowed/9 Inn.	4.46	1	1
WHIP	0.80	1	2

- Doyle was nearly unhittable in the **month of April, posting a 3-0 record with a 1.29 ERA and 37 strikeouts in 28.0 innings pitched** over four starts while holding opposing hitters to a .087 average.
- Doyle put on a dazzling performance in UT's Friday night road victory at No. 6/6 Ole Miss on April 11 to win **SEC Co-Pitcher of the Week honors for the second week in a row**. He has earned the honor three times this season, marking the first time a UT pitcher has done so.
- Despite pitching in a hostile environment, Doyle set the tone for the Vols' winning weekend in Oxford, tossing a **career-high 8.1 innings** while allowing just two runs on three hits to earn the win over his former team.
- The junior lefthander finished with an **SEC career-best 14 strikeouts** on the night, which also tied a career-high mark that he set earlier this season against Samford.
- Prior to his most recent pitcher of the week honor, Doyle was named SEC Pitcher of the Week on March 10 and April 7, both times after helping the Vols throw combined no-hitters.
- Doyle was one of three Vols named to the Golden Spikes Midseason Watch List on April 3.

JERSEY SHORE'S FINEST

- Junior first baseman **Andrew Fischer** has been an on-base machine for the Big Orange this season, leading the team with a .494 on-base percentage and an **SEC-high 54 walks**.
- Fischer (**53 games**) is the only player in the SEC to have reached base in every game this season. Dating back to his time at Ole Miss last season, Fischer has **reached base safely in 56 consecutive contests**.
- The New Jersey native has also provided big-time power, **leading the SEC and ranking tied for third nationally with 21 homers** this season. **Ten of his homers have come during conference play**, which is tied for second in the league.
- Fischer is red hot entering this week's series at Arkansas, having **homered in four of his last five games** overall, including four round trippers in his last three games.

Fischer's Ranks Among NCAA & SEC Leaders

Stat	Value	SEC Rank	NCAA Rank
Home Runs	21	1	t-3
Home Runs/Game	0.40	3	10
On-Base Pct.	.494	3	57
Runs	58	t-5	t-61
Slugging Pct.	.760	2	17
Total Bases	127	6	t-76
Walks	54	1	t-6

ROAD WARRIORS

- Tennessee's consistent success on the road in the nation's toughest conference has been a staple of Vitello's teams. In his eight seasons as head coach, the Vols are **54-48 on the road** in SEC play with **19 series wins**.
- After going 3-12 and not winning a single road series in Vitello's first season in 2018, UT has won at least one SEC road series in every year since and has won multiple road series five times (2019, 2021, 2022, 2024, 2025).
- The Vols have **won three of their four road series this season** and are 8-4 overall in true road games. UT won all five of their road series in league play in 2021 and won four of five in 2022 and 2024.

SEC SUCCESS UNDER VITELLO

- During the seven seasons in which Tennessee has played SEC games under head coach **Tony Vitello**, the Vols are **124-83** in league play. In the six full seasons prior to Vitello taking over (2012-17), UT was 81-120 in SEC play.
- UT is **98-49** in SEC regular-season play since 2021, which is the best record in the league in that span, two games better than Arkansas (96-51). Including postseason games, the Vols are **112-54** against SEC foes since 2021.
- Prior to its series loss to Texas A&M in early April, the Vols had won a **program-record 12 straight SEC series**.
- Having reached the 22 win mark in conference play last year, the Vols have posted **four straight seasons with a winning record in conference play (2021, 2022, 2023, 2024) and 20-plus SEC wins in three of the last four years**. The last time UT had four consecutive years with a record above .500 in SEC play was during a five-year stretch from 1993-1997.
- Tennessee and Arkansas are the only two teams in the SEC who have posted winning records in league play in each of the past four seasons. The Razorbacks have already secured a winning record in league play this season and the Vols can do so with just one victory against the Hogs this week.

AWARDS & HONORS

TONY VITELLO • HEAD COACH

- Perfect Game Midseason Coach of the Year

COLBY BACKUS • OF • R-SR

- SEC Community Service Team

LEVI CLARK • UTL • FR

- Midseason Freshman All-American - 1st Team (Perfect Game)
- SEC Co-Freshman of the Week (March 10)
- Astros Foundation College Classic All-Tournament Team (DH)

DEAN CURLEY • INF • SO

- Golden Spikes Award Preseason Watch List
- Preseason All-American - 1st Team (Baseball America)
- Preseason All-American - 2nd Team (Perfect Game)
- Preseason All-SEC - 1st Team (SS)

LIAM DOYLE • LHP • JR

- Golden Spikes Award Midseason Watch List
- College Baseball Foundation Nat'l Pitcher of the Year Watch List
- Midseason All-American - 1st Team (D1Baseball, Perfect Game)
- SEC Co-Pitcher of the Week (April 14)
- SEC Co-Pitcher of the Week (April 7)
- SEC Pitcher of the Week (March 10)
- Astros Foundation College Classic All-Tournament Team (SP)
- Preseason All-American - 1st Team (Baseball America)
- Preseason All-SEC - 1st Team (SP)

HUNTER ENSLEY • OF • R-SR

- Preseason All-SEC - 2nd Team (OF)
- Bobby Bragan National Collegiate Slugger Award Watch List

ANDREW FISCHER • INF • JR

- Midseason All-American - 2nd Team (D1Baseball, Perfect Game)
- Preseason All-American - 3rd Team (Baseball America)
- Preseason All-SEC - 2nd Team (3B)

GAVIN KILEN • INF • JR

- Golden Spikes Award Midseason Watch List
- Midseason All-American - 1st Team (D1Baseball, Perfect Game)
- Golden Spikes Award Player of the Week (March 3)
- SEC Player of the Week (March 3)
- Astros Foundation College Classic Tournament MVP
- Preseason All-American - 2nd Team (Baseball America)
- Preseason All-SEC - 2nd Team (2B)

CANNON PEEBLES • C • JR

- Buster Posey Award Midseason Watch List

MARCUS PHILLIPS • RHP • JR

- Golden Spikes Award Midseason Watch List
- Midseason All-American - 1st Team (Perfect Game)
- College Baseball Foundation Nat'l Pitcher of the Week (March 18)
- SEC Pitcher of the Week (March 17)

AJ RUSSELL • RHP • JR

- Preseason All-American - 1st Team (Baseball America)

NATE SNEAD • RHP • JR

- Midseason All-American - 3rd Team (Perfect Game)
- NCBWA Stopper of the Year Midseason Watch List
- Preseason All-American - 1st Team (Baseball America, NCBWA)
- Preseason All-American - 2nd Team (Perfect Game)
- Preseason All-SEC - 1st Team (RP)

ROUNDING THE BASES

VOLS VS. RANKED FOES IN SEC SERIES

- During the Vitello era, Tennessee has played **45** SEC series against ranked teams and has won **27** of those series with a **76-59** overall record.
- Since 2021, the Vols are **22-9** in such series with a **60-33** overall record, including nine series wins.
- Against top 10 foes during SEC conference weekends, Tennessee has claimed **11 series victories** under Vitello while posting **37 total wins** against top-10 SEC opponents in the regular season.
- The Vols have **won three of their six series against ranked opponents this season** after sweeping No. 6 Florida (March 14-16) and taking two of three games from No. 10 Alabama (March 20-22) and No. 6 Ole Miss (April 11-13).
- UT opened conference play this season with back-to-back series wins over top-10 foes in No. 6 Florida and No. 10 Alabama. The Vols **outscored the Gators 22-7** in a series sweep on SEC Opening weekend before avenging their only series loss of last season by winning the series against the Crimson Tide in week two of league play.

OFFENSIVE PRODUCTION

- Entering this week's series, UT **ranks in the top-25 in the NCAA** in runs scored (446), home runs (114), on-base percentage (.419), slugging percentage (.568) and walks (300).
- The Vols rank among the SEC and national leaders in the following offensive categories in 2025:

Stat	Value	SEC Rank	NCAA Rank
Batting Avg	.305	2	33
Hits	528	2	35
Home Runs	114	2	3
Home Runs/Game	2.15	2	4
On-Base Pct	.419	2	24
Runs	446	3	18
Runs/Game	8.4	3	31
Slugging Pct	.568	1	5
Walks	300	1	14

THE FRANK ANDERSON EFFECT

- Under the guidance of **Frank Anderson**, one of the nation's top pitching coaches throughout his highly-successful career, Tennessee has featured some of the nation's premier pitching staffs year in and year out.
- UT ranks among the national leaders in a handful of pitching categories once again this year (see below).
- See below to see where the Vols have ranked nationally under Anderson in the major pitching categories listed.

	2025	2024	2023	2022	2021	2020	2019
ERA	8 (3.61)	6 (3.89)	2 (3.63)	1 (2.51)	10 (3.51)	4 (2.00)	19 (3.59)
Hits Allowed/9 Inn.	8 (7.37)	22 (8.22)	4 (7.51)	1 (6.48)	27 (7.98)	16 (6.41)	31 (8.03)
Shutouts	29 (4)	25 (4)	3 (9)	2 (9)	93 (3)	12 (3)	2 (10)
Strikeout-to-Walk Ratio	2 (3.41)	3 (3.33)	2 (4.03)	1 (4.24)	2 (3.63)	3 (4.89)	9 (2.96)
Strikeouts/9 Inn.	3 (11.8)	22 (10.1)	3 (11.7)	14 (10.5)	81 (9.0)	60 (10.1)	38 (9.2)
WHIP	4 (1.20)	5 (1.25)	2 (1.16)	1 (1.00)	5 (1.16)	2 (0.94)	10 (1.24)
Walks Allowed/9 Inn.	24 (3.45)	5 (3.04)	4 (2.90)	1 (2.48)	3 (2.49)	3 (2.06)	13 (3.09)

TWO NO-NO'S IN KNOXVILLE

- Tennessee threw its second combined no-hitter of the season in Friday's series-opening victory over Texas A&M on April 4, which resulted in a 10-0 run-rule win in seven innings. The Vols have now tossed **five combined no-hitters and 10 total no-hitters in program history**.
- The no-hitter vs. the Aggies was the first by an SEC team in league play since Vanderbilt threw a combined no-hitter in a win over Kentucky on April 22, 2022.
- This year marks the second time in which Tennessee has recorded multiple no-hitters in a single season with the other occurrence coming in 1976 when it happened three times.
- Liam Doyle** tossed the first six innings of the no-hit effort against the Aggies before **Dylan Loy** finished off the no-no with a scoreless seventh. Doyle has been the starting pitcher in both of UT's no-hitters this season.
- In a series-opening shutout victory over St. Bonaventure (3/7), five Tennessee pitchers combined to throw UT's first no-hitter of the season. Prior to that contest, the last no-hitter in program history was a solo effort from **Jeffery Terrell** on Feb. 15, 2002, in a 5-0 victory over Bowling Green.
- The Vols have also **thrown seven one-hitters** since **Frank Anderson** arrived as pitching coach in 2018, including one in this year's season opener vs. Hofstra (2/14).

One-Hitters Under Frank Anderson (2018-Pres.)

Feb. 14, 2025 vs. Hofstra (W, 15-0 in 7 inn.)
 Feb. 25, 2024 vs. UAlbany (W, 12-0 in 7 inn.)
 Feb. 21, 2024 vs. ETSU (W, 16-0 in 7 inn.)
 March 28, 2023 vs. UNC Asheville (W, 5-0)
 March 20, 2022 vs. South Carolina (W, 10-0)
 March 15, 2022 vs. Eastern Kentucky (W, 7-1)
 Feb. 15, 2019 vs. Appalachian State (W, 6-0)

DECADE OF THE VOLS

- Since the start of the 2020 season, no team in college baseball has won more games and posted a higher winning percentage than Tennessee.
- UT's **266 victories and .776 winning percentage** both rank No. 1 in the nation since 2020.

NCAA Division I Leaders by Winning Pct (Since 2020)

- Tennessee - .776 (266-77)
- Arkansas - .736 (234-84)

PITCHER SPOTLIGHT

#12 Liam Doyle | LHP | Jr.

Doyle has been the definition of dominant this year, leading the NCAA in strikeouts (127) and strikeouts per nine innings (15.31). He is 28 strikeouts from breaking the UT single-season record. Doyle leads the SEC in ERA (2.17) and opponent batting average (.145).

The junior logged his sixth double-digit strikeout outing last weekend vs. the No. 10/11 Vanderbilt. Doyle struck out 12 batters in seven shutout innings without a walk to earn his ninth victory of the year.

CAREER STATS:

53 APP | 31 GS | 15-7 | 3.82 ERA | 186.0 IP | 64 BB | 280 K | 1.03 WHIP | .190 B/AVG



PLAYER SPOTLIGHT

#11 Andrew Fischer | INF | Jr.

Fischer has been the primary power source in the Vols' lineup this year, leading the SEC in home runs (21) while ranking second in slugging percentage (.760).

The New Jersey native was electric in last weekend's series against the Commodores, leading the team with three home runs and four RBIs. Fischer has homered in four of his last five games, including three straight.

CAREER STATS:

.296 AVG | 143 R | 162 H | 33 2B | 6 3B | 52 HR | 142 RBI | .664 SLG | .431 OBP | 363 TB | 118 BB



ROUNDING THE BASES

GIVE THEM SIX!

- Tennessee's potent lineup has tallied **six or more runs in an inning on 15 different occasions** this season, most recently in a 9-3 win at No. 3 LSU on April 26 with a six-spot in the eighth inning.
- The Vols exploded for nine runs in the bottom of the seventh inning to turn a 1-0 pitcher's duel into a 10-0 run-rule win over No. 6 Florida on March 15.
- The Vols most runs in an inning this season is 11, which occurred in the bottom of the seventh during a 22-9 victory over Radford on March 4. UT hit two grand slams in that inning, which tied an NCAA Division I record.

VOLS IN THE POLLS

- UT remains in the top-20 nationally in of all the major polls for week 14 of the season.
D1Baseball (#17) • USA Today (#14) • Baseball America (#18) • NCBWA (#12) • Perfect Game (#19)
- Including end of season rankings, the Vols have been ranked in at least one poll for **92 consecutive weeks**, including **25 weeks as the No. 1 ranked team in the country** (12 weeks in 2022, 8 weeks in 2024, 5 weeks in 2025).
- UT has earned preseason top-25 rankings in each of the past five seasons after going 13 consecutive years without being ranked in the preseason polls. (Ranked as high as No. 11 to begin the 2007 season)

SEC SWEEPS

- In the seven seasons under Vitello that have featured SEC games (no SEC games in 2020 due to COVID-19), Tennessee has recorded **18 series sweeps in league play, including two this year**.
- Prior to Vitello taking over as head coach in 2018, the Vols recorded just 12 series sweeps in conference play from 2003-2017, a span of 15 seasons.

SEC Series Sweeps Under Vitello (18)

South Carolina -- March 28-30, 2025
#6 Florida -- March 14-16, 2025
#23 South Carolina -- May 16-18, 2024
Missouri -- April 25-27, 2024
#25 LSU -- April 12-14, 2024
Mississippi State -- April 27-29, 2023
#2 Vanderbilt -- April 21-23, 2023
#12 Texas A&M -- March 24-26, 2023
at Mississippi State -- May 19-21, 2022

at Florida -- April 22-24, 2022
Missouri -- April 8-10, 2022
at #3 Vanderbilt -- April 1-3, 2022
at #1 Ole Miss -- March 25-27, 2022
South Carolina -- March 18-20, 2022
at Missouri -- May 7-9, 2021
#14 LSU -- March 26-28, 2021
at Kentucky -- April 18-20, 2019
Alabama -- March 23-25, 2018

TENNESSEE UNDER TONY V

- During head coach **Tony Vitello's** tenure (2018-pres.), Tennessee has become the premier program in all of college baseball.
- After leading Tennessee to its first National Championship in 2024, Vitello has led the Vols to **five straight NCAA Tournaments, four consecutive NCAA Super Regionals and three MCWS appearances** after inheriting a program that had not made the postseason since 2005.
- Tennessee's **251 victories** since the start of the 2021 season are the most of any team in the country, 28 wins more than the second place Arkansas, which has 223 in that same span.
- UT is **103-69** overall against ranked teams under Vitello.

50 Wins The Standard

- The Vols are the **only team in the country to record three seasons of 50 or more wins in the last four years** and are **one of only four teams (Arkansas, East Carolina and Southern Miss) in the nation with at least 40 wins in each of the last five full seasons** (2019, 2021, 2022, 2023, 2024).
- UT's three 50-plus win seasons under Vitello in the past four years are more than it had in its entire program history prior to that point with two (1994 and 1995).
- Last season, Tennessee finished with seven more wins than any other team in the country with a **program record 60 victories**, becoming the first SEC team to ever reach the 60 win mark in a single season.

NON-CONFERENCE = NO PROBLEM

- Tennessee has been extremely successful against non-conference opponents since the start of the 2019 season, posting a **145-24 record** in that span. UT is **25-1** in non-conference play this season after going 32-3 against non-SEC foes during the 2024 season, including a 8-1 mark in the postseason.
- The Vols have not lost a regular-season non-conference weekend series since 2020 (Wright State) and have **swept 17 of their 19 regular-season non-conference weekend series** since 2020, including **14 straight**.
- Under Vitello, Tennessee is an impressive **77-11 overall in midweek games**, after going 14-1 in midweeks this season.

NOTING THE VOLS RECORD-SETTING STARTS

- During **Tony Vitello's** tenure as head coach, the Vols have gotten off the fast starts on a consistent basis and have had unprecedented early-season success.
- Tennessee got off to another record-setting start this season, starting the year with a **20-0 record** before falling to ETSU on March 18 for its first loss of the year.
- UT was the last team to lose a game in college baseball this season and was one win shy of tying the program record for consecutive wins at 23. That mark would have matched the 23 straight victories the 2022 team posted from March 5 through April 10.

Longest Winning Streaks to Start A Season

- 2025 20 Games
- 2019 15 Games
- 2020 13 Games
- 2014 12 Games

UT STAT LEADERS

BATTING (min. 2 Plate App/Game)

Category	Player	Value
Batting Avg.	Hunter Ensley	.368
OPS	Andrew Fischer	1.254
Slugging Pct.	Andrew Fischer	.760
On-Base Pct.	Andrew Fischer	.494
At-Bats	Dean Curley	201
Runs	Andrew Fischer	58
Hits	Hunter Ensley	70
Doubles	Hunter Ensley	16
Triples	Gavin Kilen	3
Home Runs	Andrew Fischer	21
RBI	Hunter Ensley	59
Total Bases	Andrew Fischer	127
Stolen Bases	Jay Abernathy	8
Walks	Andrew Fischer	54
Hit by Pitch	Andrew Fischer	8
Sac Flies	Ensley / Fischer	4
Sac Bunts	Ariel Antigua	5

PITCHING (min. 1 IP/Game)

Category	Player	Value
Appearances	Dylan Loy	25
Games Started	Doyle / Phillips	13
Innings Pitched	Liam Doyle	74.2
Wins	Liam Doyle	9
Saves	Nate Snead	5
ERA	Liam Doyle	2.17
WHIP	Liam Doyle	0.80
Strikeouts	Liam Doyle	127
Opp. Avg.	Liam Doyle	.145

FIELDING (min. 15 chances)

Category	Player	Value
Chances	Cannon Peebles	410
Putouts	Cannon Peebles	366
Assists	Dean Curley	83
Fielding Pct.	Chapman / Newstrom	1.000

VOLS ON TELEVISION

Tennessee has shined bright on the national stage in recent years.

The Vols have a 84-43 overall record in TV games under Tony Vitello (2018-pres.).

Record Breakdown by Year

2025: 5-4
2024: 22-6
2023: 15-11
2022: 18-5
2021: 14-5
2020: 0-0
2019: 6-6
2018: 4-5

Record Breakdown by Network

SEC Network: 53-22
ESPN2: 12-7
ESPNU: 11-7
ESPN: 7-4
MLB Network: 2-3
ABC: 1-0

ROUNDING THE BASES

TOP TRANSFER ADDITIONS

- Tennessee brought in yet another impressive group of transfers this offseason, adding four from the Division I ranks, all of which have had major roles on this season's team.
- More info on the UT's new transfers can be found below.

Liam Doyle (LHP - Ole Miss)

- No. 8 rated transfer pitcher by D1Baseball.com
- Leads the NCAA with 127 strikeouts and strikeouts per nine innings (15.31) this season.
- His 2.17 ERA leads the SEC and ranks 10th nationally.
- Weekend starter for Ole Miss in 2024, appearing in 16 games with 11 starts on the year while leading the Rebels with 84 strikeouts and holding opposing hitters to a .230 average.

Andrew Fischer (INF - Ole Miss)

- No. 4 rated transfer hitter by D1Baseball.com
- Leads the SEC in home runs (21) and walks (54), both of which rank top-six nationally.
- Has reached base in all 53 games this season and 56 in a row dating back to last year.
- Earned second team All-SEC honors at Ole Miss in 2024 after leading the Rebels in hits (59), home runs (20), RBIs (57) and total bases (133).

Tanner Franklin (RHP - Kennesaw State)

- No. 7 rated transfer pitcher by D1Baseball.com
- Has 44 strikeouts and just six walks in 31.2 innings of relief with two saves this season.
- Tied for team lead with 21 appearances (one start) at Kennesaw State in 2024 and posted 43 strikeouts in 27.1 innings pitched.

Gavin Kilen (INF - Louisville)

- No. 6 rated transfer hitter by D1Baseball.com
- Golden Spikes Award Midseason Watch List selection.
- Ranks third on the team with a 1.191 OPS and second on the squad with 14 home runs.
- Earned third team All-ACC honors at Louisville in 2024 after posting 71 hits, 23 doubles and 127 total bases while also hitting nine home runs and finishing with 41 RBIs for the Cardinals.

MLB DRAFT PAINTED BIG ORANGE

- Tennessee has boasted an unprecedented amount of success in the Major League Baseball Draft during the **Tony Vitello** era (2018-pres.) with **43 players drafted** total during that span.
- UT's **last four draft classes have netted 33 picks** and at least seven individuals have been selected each season since 2021. Those **33 draft picks since 2021 lead the nation**.
- All eight of Tennessee's 2024 draft picks were selected in the first 10 rounds, which **led all NCAA teams and marked the program's most ever through 10 rounds**.
- For the second time in the last three years, Tennessee had two players selected in the first round, as the dynamic duo of **Christian Moore** (No. 8 overall - Los Angeles Angels) and **Blake Burke** (No. 34 overall - Milwaukee Brewers) joined the growing list of UT first rounders under Vitello (6).
- The Vols have **had at least one player selected in the first round of the MLB Draft in four of the last five years**, and with Moore's selection, have now had players picked in the top-10 overall in back-to-back drafts for the first time in program history during the modern draft era.
- The Vols followed their record-breaking 2022 draft showing with another impressive group in 2023, as eight more Tennessee players heard their names called, which ranked second in the SEC behind LSU's 13. UT had **six pitchers taken in the 2023 draft, a new program record**, surpassing the five chosen in 1992 and 1996.
- The 2022 MLB Draft was one for the history books at Tennessee as a **program-record 10 Volunteers heard their names called** to fulfill lifelong dreams. The 10 selections ranked as the second most of any school, just one behind Oklahoma's 11, and the most of any SEC program.

2025 MLB Draft Picks (8)

- Round 1 (8) - Christian Moore, 2B - Los Angeles Angels
- Round 1 (34) - Blake Burke, 1B - Milwaukee Brewers
- Round 2 (60) - Billy Amick, 3B - Minnesota Twins
- Round 2 (65) - Dylan Dreiling, OF - Texas Rangers
- Round 3 (76) - Drew Beam, RHP - Kansas City Royals
- Round 4 (134) - Kavares Tears, OF - San Diego Padres
- Round 5 (138) - AJ Causey, RHP - Kansas City Royals
- Round 8 (229) - Aaron Combs, RHP - Chicago White Sox

MLB DEBUTS IN VITELLO ERA

- RHP **Blade Tidwell** became the latest Vol to make his MLB debut, earning a call up and spot start for the New York Mets on May 4 vs. St. Louis before being optioned back down to Triple-A Syracuse.
- RHP **Chase Dollander** also made his MLB debut earlier this season, earning the start and the win for the Colorado Rockies on April 6 against The Athletics, striking out six batters over five innings of work.
- Eight Vitello era Volunteers have made their Big League debuts since 2020:
 - LHP Garrett Crochet - Chicago White Sox (Sept. 18, 2020)
 - RHP Ben Joyce - Los Angeles Angels (May 29, 2023)
 - INF Andre Lipcius - Detroit Tigers (Sept. 1, 2023)
 - INF Trey Lipscomb - Washington Nationals (March 30, 2024)
 - OF Jordan Beck - Colorado Rockies (April 30, 2024)
 - RHP Seth Halvorsen - Colorado Rockies (Aug. 30, 2024)
 - RHP Chase Dollander - Colorado Rockies (April 6, 2025)
 - RHP Blade Tidwell - New York Mets (May 4, 2025)

VOLS IN THE PROS



VOLS IN THE MLB

Player	Pos.	Team
Jordan Beck	OF	Colorado Rockies
Garrett Crochet	P	Boston Red Sox
Chase Dollander	P	Colorado Rockies
Seth Halvorsen	P	Colorado Rockies
Ben Joyce	P	Los Angeles Angels



VOLS IN THE MINORS

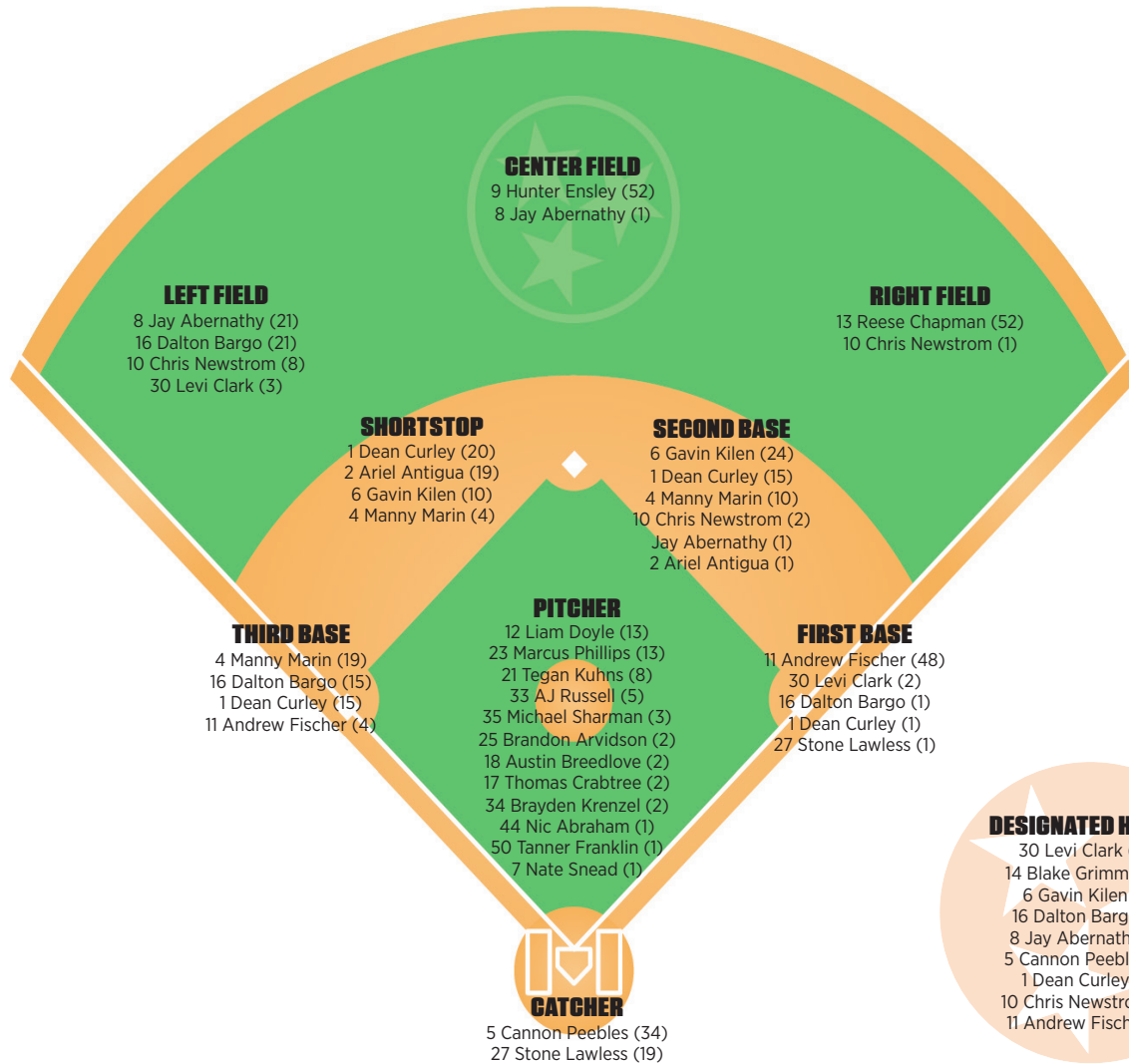
Player	Pos.	Team
Maui Ahuna	INF	San Jose Giants
Billy Amick	INF	Cedar Rapids Kernels
Drew Beam	P	Quad Cities River Bandits
Blake Burke	INF	Wisconsin Timber Rattlers
AJ Causey	P	Quad Cities River Bandits
Aaron Combs	P	Jersey Shore BlueClaws
Chad Dallas	P	Buffalo Bisons
Zach Daniels	OF	Corpus Christi Hooks
Jared Dickey	OF	Lansing Lugnuts
Dylan Dreiling	OF	Hub City Spartanburgers
Max Ferguson	INF	Portland Sea Dogs
Jake Fitzgibbons	P	Visalia Rawhide
Drew Gilbert	OF	Syracuse Mets
Sean Hunley	P	Durham Bulls
Bryce Jenkins	P	Brooklyn Cyclones
Zach Joyce	P	Island Empire 66ers
Cortland Lawson	INF	Harrisburg Senators
Jackson Leath	P	Hickory Crawdads
Andrew Lindsey	P	Charleston RiverDogs
Andre Lipcius	INF	Charlotte Knights
Trey Lipscomb	INF	Rochester Red Wings
Will Mabrey	P	Amarillo Sod Poodles
Mark McLaughlin	P	Winston-Salem Dash
Christian Moore	INF	Rocket City Trash Pandas
Jorel Ortega	INF	Wichita Wind Surge
Connor Pevolony	C	Norfolk Tides
Jake Rucker	INF	Wichita Wind Surge
Andrew Schultz	P	Reading Fightin Phils
Zander Sechrist	P	Fort Myers Mighty Mussels
Alerick Soularie	OF	Richmond Flying Squirrels
Garrett Stallings	P	Nashville Sounds
Cal Stark	C	Hub City Spartanburgers
Seth Stephenson	OF	West Michigan Whitecaps
Kavares Tears	OF	Lake Elsinore Storm
Blade Tidwell	P	Syracuse Mets
Chase Wallace	P	Northwest Arkansas Naturals

* As of May 7

STARTS BY POSITION

TENNESSEE

BASEBALL



POTENTIAL STARTERS INFORMATION

Pos.	No.	Name	Cl.	GP/GS	AVG	R	H	HR	RBI	Notable
C	5	Cannon Peebles	Jr.	41/37	.228	22	31	10	32	Has six homers and 15 RBIs over last five weeks
1B	11	Andrew Fischer	Jr.	53/53	.317	58	53	21	52	Only player in SEC to reach base in every game this year (53)
2B	1	Dean Curley	So.	53/53	.299	57	60	11	39	Had multiple hits in all three games of Vandy series
3B	4	Manny Marin	Fr.	46/33	.279	18	31	2	14	Had hits in two of three games vs. Vandy last weekend
SS	6	Gavin Kilen	Jr.	41/40	.365	47	57	14	36	Ranks second on team in home runs and batting average
LF	16	Dalton Bargo	Jr.	51/42	.327	41	50	12	34	Batting .412 with four doubles in last 10 games
CF	9	Hunter Ensley	R-Sr.	52/52	.368	39	70	10	59	His 33 RBIs in SEC play rank second in the league
RF	13	Reese Chapman	Jr.	52/52	.284	36	50	11	43	Tied for third on the team with 18 RBIs in SEC play
DH	30	Levi Clark	Fr.	39/27	.322	22	29	8	29	Has hits in five of his last six games played

Other Possible Starters/Key Reserves (Sorted by Games Started)

OF/INF	8	Jay Abernathy	Fr.	47/27	.277	34	28	0	9	Has elite speed and leads team with eight stolen bases
INF	2	Ariel Antigua	So.	44/20	.197	14	14	0	11	Elite defender that can play multiple infield positions
C/1B	27	Stone Lawless	R-Fr.	24/20	.296	17	16	5	20	Homered twice in midweek win over NKU on April 29
OF/INF	10	Chris Newstrom	Fr.	31/13	.345	14	19	5	19	Had pinch-hit walkoff single in 11th inning vs. Auburn (5/3)
UTL	14	Blake Grimmer	R-Fr.	23/8	.350	14	14	4	15	Made first-career SEC start (DH) last Sunday vs. Vandy
OF	20	Colby Backus	R-Sr.	18/0	.200	6	3	0	1	Has plus speed and can play all three OF positions
UTL	15	Hunter High	So.	15/0	.333	5	3	1	4	Had the run-rule clinching hit vs. Bellarmine (4/15)

INDIVIDUAL

No-Hitter:	Jeffery Terrell vs. Bowling Green State (2/15/02) [W, 5-0]
One-Hitter:	Luke Hochevar at Auburn (3/18/05) [W, 2-1]
Complete Game:	Marcus Phillips vs. Florida (3/15/25) [W, 10-0 in 7 inn.]
Complete Game Shutout:	Marcus Phillips vs. Florida (3/15/25) [W, 10-0 in 7 inn.]
Back-to-Back Complete Games:	Garrett Stallings & Will Neely doubleheader vs. Alabama (3/25/18)
Three Straight Complete Games:	Ryan Meyers, Mike Lincoln & Scott Schroeffer 1996 Atlantic Regional vs. Charleston Southern, Georgia Southern & West Virginia
10+ Strikeouts (Individual):	Liam Doyle (12) vs. Vanderbilt (5/9/25)
10+ Innings Pitched:	Jamie Bennett (10.0) vs. Auburn (4/14/00)
Hit for the Cycle:	Christian Moore vs. Florida State (6/14/24)
Walk-Off Play:	Chris Newstrom vs. Auburn (5/3/25) [RBI Single in 11th Inn.]
Hit a Walk-Off HR:	Griffin Merritt vs. Mississippi State (4/27/23) [Solo HR in 9th Inn.]
Run-Rule Walk-Off Play:	Levi Clark vs. Lipscomb (4/22/25) [2-Run Home Run in 7th Inn.]
Run-Rule Walk-Off HR:	Levi Clark vs. Lipscomb (4/22/25) [2-Run Home Run in 7th Inn.]
Inside the Park Home Run:	Christian Moore vs. Oklahoma (3/6/22)
Inside the Park Grand Slam:	Joe Randa vs. Louisville (4/23/91)
Pinch-Hit Home Run:	Levi Clark vs. Lipscomb (4/22/25)
Pinch-Hit Grand Slam:	Blake Grimmer vs. Radford (3/4/25)
Leadoff HR (Game):	Dean Curley vs. Radford (3/4/25)
Leadoff HR (Inning):	Gavin Kilen (7th Inn.) vs. Vanderbilt (5/10/25)
Two-Home Run Game:	Andrew Fischer vs. Vanderbilt (5/11/25)
HR from Both Sides of Plate in a Game:	Cannon Peebles vs. Kentucky (4/18/25)
Three-Home Run Game:	Christian Moore at Kentucky (4/21/24)
Grand Slam:	Manny Marin vs. St. Bonaventure (3/8/25)
Back-to-Back HR:	Andrew Fischer / Hunter Ensley (Bot. 2) vs. Belmont (5/13/25)
Back-to-Back-to-Back HR:	Luc Lipcius, Jordan Beck & Drew Gilbert vs. Mississippi State (1st inning) (5/19/22)
HR in Three Straight Games:	Andrew Fischer , May 10 - May 13, 2025
HR in Four Straight Games:	Andrew Fischer , March 2 - March 7, 2025
Three-Double Game:	Blake Burke vs. Evansville (6/9/24)
Four-Double Game:	Drew Steckenrider vs. Vanderbilt (5/4/12)
Two-Triple Game:	Hunter Rigsby vs. ETSU (4/17/02)
Four-Hit Game:	Hunter Ensley vs. Auburn (5/3/25)
Five-Hit Game:	Christian Moore vs. Florida State (6/14/24)
Six-Hit Game:	Kris Bennett vs. Georgia (6/11/01)
Four-Run Game:	Dean Curley / Levi Clark vs. Radford (3/4/25)
Five-Run Game:	Gavin Kilen vs. Rice (3/1/25)
Four-RBI Game:	Gavin Kilen vs. Indiana State (5/6/25)
Five-RBI Game:	Cannon Peebles at LSU (4/26/25)
Six-RBI Game:	Hunter Ensley (7) at Florida (5/4/24)
Seven-RBI Game:	Hunter Ensley at Florida (5/4/24)
Eight-RBI Game:	Dean Curley (9) vs. Kansas State (3/5/24)
Nine-RBI Game:	Dean Curley vs. Kansas State (3/5/24)
10-RBI Game:	Joe Randa vs. Louisville (4/23/91)
Four Steals:	Jay Abernathy vs. UNC Asheville (2/18/25)
Five Steals:	Jay Charleston vs. Tennessee Tech (5/14/19)
Six Steals:	Clay Greene vs. Middle Tennessee (4/9/97)
Straight Steal of Home:	Will Maddox vs. MTSU (4/30/13)
No-Hitter vs. UT:	LHP Brian Dodd of Arizona State, (3/19/88)
Opposing Player Hit Three HR:	Brian Kalmer of Gonzaga, (3/5/23)

TEAM

No-Hitter:	Liam Doyle & Dylan Loy vs. Texas A&M [W, 10-0 in 7 Inn.] (4/4/25)
One-Hitter:	Liam Doyle & Tanner Franklin vs. Hofstra (2/14/25) [W, 15-0 in 7 Inn.]
Shutout (Team):	Texas A&M (4/4/25) [W, 10-0 in 7 inn.]
Tennessee Was Shutout:	at Vanderbilt (5/12/24) [L, 3-0]
Tennessee Was No-Hit:	at Arizona State (3/19/88) [LHP Brian Dodd]
Back-to-Back Shutouts:	vs. UC San Diego & vs. Alabama A&M (2/19/23 & 2/21/23) [Wins of 7-0 & 10-0 (8)]
Three Straight Shutouts:	App State (2/16 & 2/17/19) and Northern Kentucky (2/19/19) [Wins of 2-0, 3-0 & 18-0]
Four Straight Shutouts:	Appalachian State (3x) and Northern Kentucky (2/15/19 - 2/19/19) [Wins of 6-0, 2-0, 3-0 & 18-0]
Traditional Walk-Off Win:	Auburn (5/3/25) [Chris Newstrom Single in 11th Inn.]
Run-Rule Walk-Off Win:	Lipscomb (4/22/25) [Levi Clark HR in 7th Inn.]
Grand Slam in Back-to-Back Games:	Reese Chapman & Dalton Bargo vs. Hofstra (2/16/25) & vs. UNC Asheville (2/18/25)
Grand Slam in Three Straight Games:	Hunter Ensley, Reese Chapman & Dalton Bargo vs. Hofstra (2/15/25 & 2/16/25) & vs. UNC Asheville (2/18/25)
Two Grand Slams in One Game:	Dylan Dreiling & Dalton Bargo vs. Georgia (3/30/24)
Three Grand Slams in One Game:	Reese Chapman, Andrew Fischer & Blake Grimmer vs. Radford (3/4/25)
Two Grand Slams in One Inning:	Andrew Fischer & Blake Grimmer (Bot. 7) vs. Radford (3/4/25)
Turned a Triple Play:	vs. Oklahoma (2/17/24) [P-SS]
Hit into a Triple Play:	vs. Florida (4/6/08) [Jeff Lockwood lined into 2B-SS-1B]
10+ Runs:	12 vs. Indiana State (5/6/25) [W, 12-1 In 7 Inn.]
15+ Runs:	22 vs. Radford (3/4/25) [W, 22-9 In 7 Inn.]
20+ Runs:	22 vs. Radford (3/4/25) [W, 22-9 In 7 Inn.]
10+ Hits:	11 vs. Belmont (5/13/25) [W, 9-4]
15+ Hits:	17 vs. Auburn (5/3/25) [W, 5-4 In 11 Inn.]
20+ Hits:	20 vs. Bellarmine (4/16/24) [W, 20-5]
1-0 Win:	at Alabama [DH-2] (4/16/11)
1-0 Loss:	at Vanderbilt (4/28/17)
Extra Innings Win:	#5 Auburn (5/3/25) [5-4 in 11 inn.]
Extra Innings Loss:	ETSU (3/18/25) [7-6 in 10 inn.]
Home Series Won:	#6 Florida (3/14/25 - 3/16/25)
Home Series Lost:	#10 Vanderbilt (5/9/25 - 5/11/25)
Home Series Sweep:	#6 Florida (3/14/25 - 3/16/25)
Home Series Swept:	Missouri (5/18/17 - 5/20/17)
Away Series Won:	at #6 Ole Miss (4/11/25-4/13/25)
Away Series Lost:	at #3 LSU (4/25/25 - 4/27/25)
Away Series Sweep:	at South Carolina (3/28/25 - 3/30/25)
Away Series Swept:	at #5 Arkansas (4/14/23 - 4/16/23)
Tournament Won:	Astros Foundation College Classic (3-0), 2025
Beat a Top 25 Team:	#10 Vanderbilt (3-2), 5/9/25
Beat a Top 10 Team:	#10 Vanderbilt (3-2), 5/9/25
Beat a Top 5 Team:	#5 Auburn (5-4 in 11 Inn.), 5/3/25
Beat a No. 1 Team:	at #1 LSU (4/1/23) [14-7]
Series Win Over a Top 25 Team:	at #6 Ole Miss (4/11/25 - 4/13/25)
Series Win Over a Top 10 Team:	at #6 Ole Miss (4/11/25 - 4/13/25)
Series Win Over a Top 5 Team:	#3 Texas A&M (6/22/24 - 6/24/24)
Series Win Over a No. 1 Team:	at #1 Ole Miss (3/25/22 - 3/27/22)
UT Player Ejection:	Liam Doyle (Top 11) vs. Auburn (5/3/25)
UT Head Coach Ejection:	Tony Vitello (Top 5) vs. Auburn (5/4/25)
UT Assistant Coach Ejection:	Frank Anderson (Top 6) vs. Ole Miss (3/23/24)

Bold - Occurred in 2025

HOME RUN TRACKER

Player (Total)	Opponent	Date	Inn.	Type	Exit Velo	Est. Dist.
Dean Curley (1)	Hofstra	2/14	B2	2-Run	107 mph	408 ft.
Andrew Fischer (1)	Hofstra	2/14	B3	Solo	108 mph	373 ft.
Hunter High (1)	Hofstra	2/14	B6	3-Run	103 mph	391 ft.
Levi Clark (1)	Hofstra	2/15	B4	3-Run	102 mph	339 ft.
Hunter Ensley (1)	Hofstra	2/15	B5	GS	106 mph	392 ft.
Blake Grimmer (1)	Hofstra	2/15	B6	3-Run	91 mph	368 ft.
Reese Chapman (1)	Hofstra	2/16	B2	GS	104 mph	341 ft.
Dean Curley (2)	UNC Asheville	2/18	B1	Solo	107 mph	429 ft.
Dalton Bargo (1)	UNC Asheville	2/18	B2	Solo	100 mph	393 ft.
Gavin Kilen (1)	UNC Asheville	2/18	B2	3-Run	105 mph	404 ft.
Dalton Bargo (2)	UNC Asheville	2/18	B2	GS	106 mph	427 ft.
Dean Curley (3)	UNC Asheville	2/18	B4	3-Run	103 mph	415 ft.
Reese Chapman (2)	Samford	2/21	B2	Solo	108 mph	417 ft.
Cannon Peebles (1)	Samford	2/21	B3	2-Run	106 mph	375 ft.
Dalton Bargo (3)	Samford	2/22	B6	Solo	108 mph	392 ft.
Levi Clark (2)	Samford	2/22	B8	GS	107 mph	410 ft.
^Gavin Kilen (2)	Samford	2/23	B4	3-Run	100 mph	390 ft.
^Hunter Ensley (2)	Samford	2/23	B4	Solo	100 mph	394 ft.
^Levi Clark (3)	Samford	2/23	B6	Solo	97 mph	357 ft.
^Stone Lawless (1)	Samford	2/23	B6	Solo	103 mph	387 ft.
Gavin Kilen (3)	North Alabama	2/25	B3	Solo	96 mph	351 ft.
Gavin Kilen (4)	vs. Oklahoma St.	2/28	B1	Solo	*103 mph	*394 ft.
Gavin Kilen (5)	vs. Oklahoma St.	2/28	B3	Solo	*96 mph	*356 ft.
Manny Marin (1)	vs. Oklahoma St.	2/28	B4	Solo	*95 mph	*356 ft.
Dean Curley (4)	vs. Oklahoma St.	2/28	B4	Solo	*100 mph	*372 ft.
Levi Clark (4)	vs. Rice	3/1	T2	3-Run	*102 mph	*368 ft.
Gavin Kilen (6)	vs. Rice	3/1	T4	Solo	*100 mph	*348 ft.
Gavin Kilen (7)	vs. Rice	3/1	T6	Solo	*110 mph	*400 ft.
^Andrew Fischer (2)	vs. Arizona	3/2	T4	Solo	*102 mph	*369 ft.
^Levi Clark (5)	vs. Arizona	3/2	T4	Solo	*106 mph	*388 ft.
Cannon Peebles (2)	vs. Arizona	3/2	T7	2-Run	*102 mph	*403 ft.
Dean Curley (5)	Radford	3/4	B1	Solo	105 mph	402 ft.
Andrew Fischer (3)	Radford	3/4	B1	Solo	103 mph	384 ft.
Reese Chapman (3)	Radford	3/4	B3	GS	99 mph	357 ft.
Andrew Fischer (4)	Radford	3/4	B7	GS	108 mph	427 ft.
Blake Grimmer (2)	Radford	3/4	B7	GS	109 mph	365 ft.
Andrew Fischer (5)	Xavier	3/5	B4	2-Run	103 mph	362 ft.
Reese Chapman (4)	Xavier	3/5	B6	3-Run	96 mph	355 ft.
Cannon Peebles (3)	St. Bonaventure	3/7	B2	3-Run	103 mph	367 ft.
Dalton Bargo (4)	St. Bonaventure	3/7	B2	2-Run	104 mph	349 ft.
Gavin Kilen (8)	St. Bonaventure	3/7	B6	3-Run	102 mph	395 ft.
Andrew Fischer (6)	St. Bonaventure	3/7	B6	2-Run	102 mph	368 ft.
Dean Curley (6)	St. Bonaventure	3/8	B6	2-Run	93 mph	333 ft.
Manny Marin (2)	St. Bonaventure	3/8	B7	GS	99 mph	352 ft.
Levi Clark (6)	St. Bonaventure	3/9	B3	2-Run	101 mph	371 ft.
Stone Lawless (2)	St. Bonaventure	3/9	B3	2-Run	104 mph	400 ft.
Dalton Bargo (5)	St. Bonaventure	3/9	B6	Solo	105 mph	409 ft.
Chris Newstrom (1)	St. Bonaventure	3/9	B6	3-Run	101 mph	395 ft.
Stone Lawless (3)	St. Bonaventure	3/9	B7	2-Run	101 mph	390 ft.
Andrew Fischer (7)	West Georgia	3/11	B1	2-Run	101 mph	378 ft.
Reese Chapman (5)	Florida	3/15	B7	3-Run	97 mph	363 ft.
Gavin Kilen (9)	Florida	3/16	B5	Solo	105 mph	364 ft.
Reese Chapman (6)	Florida	3/16	B8	2-Run	106 mph	399 ft.
Gavin Kilen (10)	ETSU	3/18	B5	Solo	104 mph	393 ft.
Andrew Fischer (8)	at Alabama	3/20	T1	2-Run	107 mph	425 ft.
Dean Curley (7)	at Alabama	3/21	T8	2-Run	109 mph	382 ft.
^Andrew Fischer (9)	at Alabama	3/22	T3	Solo	105 mph	417 ft.
^Dalton Bargo (6)	at Alabama	3/22	T3	Solo	106 mph	337 ft.
Reese Chapman (7)	at Alabama	3/22	T5	Solo	107 mph	359 ft.
Dalton Bargo (7)	Queens	3/25	B1	Solo	94 mph	353 ft.
Blake Grimmer (3)	Queens	3/25	B8	2-Run	102 mph	380 ft.
Dalton Bargo (8)	at S. Carolina	3/28	T1	Solo	105 mph	389 ft.
Hunter Ensley (3)	at S. Carolina	3/28	T2	2-Run	99 mph	383 ft.
Reese Chapman (8)	at S. Carolina	3/29	T4	3-Run	107 mph	414 ft.
Andrew Fischer (10)	at S. Carolina	3/29	T8	2-Run	105 mph	405 ft.
Cannon Peebles (4)	at S. Carolina	3/29	T9	2-Run	105 mph	406 ft.
^Hunter Ensley (4)	at S. Carolina	3/30	T7	Solo	98 mph	385 ft.
^Andrew Fischer (11)	at S. Carolina	3/30	T7	Solo	105 mph	402 ft.

Player (Total)	Opponent	Date	Inn.	Type	Exit Velo	Est. Dist.
Blake Grimmer (4)	Tennessee Tech	4/1	B1	2-Run	107 mph	390 ft.
Dean Curley (8)	Tennessee Tech	4/1	B2	2-Run	108 mph	431 ft.
Chris Newstrom (2)	Tennessee Tech	4/1	B7	2-Run	101 mph	386 ft.
Andrew Fischer (12)	Texas A&M	4/4	B2	Solo	108 mph	371 ft.
Andrew Fischer (13)	Texas A&M	4/4	B3	3-Run	107 mph	355 ft.
Dean Curley (9)	Texas A&M	4/4	B5	Solo	99 mph	353 ft.
Hunter Ensley (5)	Texas A&M	4/4	B6	3-Run	95 mph	357 ft.
Dalton Bargo (9)	Texas A&M (DH1)	4/5	B1	Solo	93 mph	332 ft.
Hunter Ensley (6)	Texas A&M (DH2)	4/5	B7	3-Run	99 mph	370 ft.
^Reese Chapman (9)	Alabama State	4/8	B4	Solo	109 mph	405 ft.
^Chris Newstrom (3)	Alabama State	4/8	B4	Solo	100 mph	393 ft.
Dean Curley (10)	Alabama State	4/8	B4	2-Run	110 mph	436 ft.
Gavin Kilen (11)	at Ole Miss	4/12	T1	Solo	102 mph	393 ft.
Levi Clark (7)	at Ole Miss	4/12	T2	Solo	105 mph	428 ft.
Dalton Bargo (10)	at Ole Miss	4/12	T6	2-Run	103 mph	404 ft.
Andrew Fischer (14)	at Ole Miss	4/13	T3	Solo	104 mph	391 ft.
Cannon Peebles (5)	at Ole Miss	4/13	T6	2-Run	101 mph	382 ft.
Reese Chapman (10)	at Ole Miss	4/13	T9	2-Run	108 mph	383 ft.
Andrew Fischer (15)	Bellarmine	4/15	B2	3-Run	103 mph	358 ft.
^Dalton Bargo (11)	Bellarmine	4/15	B7	3-Run	106 mph	421 ft.
^Chris Newstrom (4)	Bellarmine	4/15	B7	Solo	107 mph	386 ft.
Dean Curley (11)	Kentucky	4/18	B5	Solo	106 mph	397 ft.
Cannon Peebles (6)	Kentucky	4/18	B6	3-Run	99 mph	337 ft.
Cannon Peebles (7)	Kentucky	4/18	B8	Solo	103 mph	373 ft.
Hunter Ensley (7)	Kentucky	4/20	B6	2-Run	98 mph	372 ft.
Andrew Fischer (16)	Lipscomb	4/22	B1	2-Run	106 mph	369 ft.
Hunter Ensley (8)	Lipscomb	4/22	B7	2-Run	99 mph	392 ft.
Cannon Peebles (8)	Lipscomb	4/22	B7	2-Run	102 mph	373 ft.
Levi Clark (8)	Lipscomb	4/22	B7	2-Run	106 mph	353 ft.
Cannon Peebles (9)	at LSU	4/26	T8	3-Run	96 mph	360 ft.
Stone Lawless (4)	NKU	4/29	B2	Solo	106 mph	416 ft.
Stone Lawless (5)	NKU	4/29	B6	Solo	103 mph	335 ft.
Dalton Bargo (12)	Auburn	5/3	B9	Solo	100 mph	369 ft.
Cannon Peebles (10)	Auburn	5/4	B5	Solo	105 mph	397 ft.
Gavin Kilen (12)	Indiana State	5/6	B2	Solo	95 mph	359 ft.
Reese Chapman (11)	Indiana State	5/6	B4	Solo	108 mph	383 ft.
Gavin Kilen (13)	Indiana State	5/6	B4	3-Run	101 mph	389 ft.
Andrew Fischer (17)	Indiana State	5/6	B6	Solo	107 mph	404 ft.
Chris Newstrom (5)	Indiana State	5/6	B6	Solo	102 mph	371 ft.
Hunter Ensley (9)	Vanderbilt	5/10	B1	2-Run	103 mph	370 ft.
^Gavin Kilen (13)	Vanderbilt	5/10	B7	Solo	106 mph	416 ft.
^Andrew Fischer (18)	Vanderbilt	5/10	B7	Solo	105 mph	460 ft.
Andrew Fischer (19)	Vanderbilt	5/11	B1	Solo	105 mph	350 ft.
Andrew Fischer (20)	Vanderbilt	5/11	B6	2-Run	105 mph	386 ft.
^Andrew Fischer (21)	Belmont	5/13	B2	3-Run	105 mph	349 ft.
^Hunter Ensley (10)	Belmont	5/13	B2	Solo	100 mph	396 ft.

TOTAL & HIGHS **114 HRs** **110 mph** **460 ft.**

All data provided by Trackman unless otherwise noted

BOLD = Season High

* Data provided by MLB Statcast

^ Denotes Back-to-Back HRs

THE VITELLO FILE

6x National Coach of the Year

Record: 335-125 (8th Year)
at UT: Same
Alma Mater: Missouri ('02)
Hometown: St. Louis, Mo.
Born: Oct. 9, 1978



COACHING STOPS

- 2018-Present:**
 Tennessee, Head Coach
- 2014-17:**
 Arkansas, Assistant Coach/Recruiting Coord.
- 2011-13:**
 TCU, Assistant Coach/Recruiting Coord.
- 2004-10:**
 Missouri, Assistant Coach/Recruiting Coord.
- 2003:**
 Missouri, Volunteer Assistant Coach
- 2002:**
 Salinas Packers, Associate Head Coach

BY THE NUMBERS

50+

Vitello guided the Vols to back-to-back 50-win seasons in 2021 and 2022 for the first time since 1994-95. Of UT's five 50-plus win seasons, Vitello has been the coach for three of them.

43

Since taking over prior to the 2018 season, Vitello has coached 43 players at Tennessee that have gone on to be selected in the MLB Draft, including a program record 10 in 2022.

17

Vitello's teams have been consistent postseason contenders, advancing to 17 NCAA Regionals and six NCAA Super Regionals as well as four trips to the CWS (UT - 2021, 2023, 2024 // Arkansas - 2015).

13

During his 21-year collegiate coaching career, Vitello has helped assemble 13 top-15 signing classes, including three top-10 classes since coming to UT and the top-rated class in the nation in 2014.

TENNESSEE HEAD BASEBALL COACH: TONY VITELLO

Full Bio on UTSports.com

Tony Vitello (pronounced: vie-TELL-oh) accepted the position of head coach for the Tennessee Volunteers baseball program on June 7, 2017.

Since taking over on Rocky Top, Vitello has led the Big Orange back to national prominence and has helped establish Tennessee baseball as an SEC and national power, leading the program to its first ever National Championship in 2024 as well as five NCAA regional appearances (2019, 2021, 2022, 2023, 2024), four NCAA super regionals (2021, 2022, 2023, 2024) and a trio of Men's College World Series appearances (2021, 2023, 2024).

A native of St. Louis, Missouri, Vitello arrived at UT following four seasons as assistant coach/recruiting coordinator at Arkansas. His rise to the head coaching ranks also included stops at Missouri (his alma mater) and TCU. He has earned a reputation as one of the elite recruiters on the college baseball landscape, having assembled 13 top-15 signing classes--including America's top-rated crop of talent in 2014 and 2024.

During a full-time, Division I coaching career spanning 21 years, Vitello has signed and developed 12 first-round MLB Draft picks and a handful of players who have gone on to play in Major League Baseball, including six during his time at UT in Garrett Crochet, Ben Joyce, Andre Lipcius, Trey Lipscomb, Jordan Beck and Seth Halvorsen. Other notable MLB players coached by Vitello include Brandon Finnegan, Kyle Gibson, All-Star Aaron Crow, Gold Glove Award winner and All-Star Andrew Benintendi, Gold Glove Award winner and four-time All-Star Ian Kinsler and five-time All-Star and three-time Cy Young Award winner Max Scherzer.

Vitello, who has earned six National Coach of the Year honors over three different seasons at Tennessee, has recruited and developed six first-round picks during his tenure with the Vols, including Chase Dollander, who became UT's highest-drafted pitcher straight out of college in program history when he was selected by the Colorado Rockies with the No. 9 overall pick in the 2023 MLB Draft, besting Crochet, who was selected with the 11th overall pick in the 2020 MLB Draft and became the first player to go from the draft to the big leagues without playing in the minors since Mike Leake did so with the Reds in 2010. UT has had two players selected in the first round in two of the past three seasons (2022 & 2024).

Tennessee has had 43 players drafted since 2018 when Vitello took over as head coach, averaging over six picks per year. Since 2021, the Vols' 33 total draft picks lead the nation.

Prior to Tennessee

Arkansas stood among the most competitive programs in the nation during Vitello's four seasons in Fayetteville, averaging nearly 38 wins per year, winning 40 or more games three times, appearing in three NCAA regionals and advancing to the 2015 College World Series.

Vitello coached 22 Razorbacks who were selected in four MLB Drafts.

Vitello's tenure with the Razorbacks was preceded by three seasons as an assistant coach and recruiting coordinator at TCU (which was a member of the Mountain West in his first season [2011] before joining the Big 12). Prior to that, he was an assistant coach and recruiting coordinator at Missouri (then a member of the Big 12) for eight years.

Vitello boasts the incredibly rare distinction of having mentored both a National Hitter of the Year (Benintendi) and National Pitcher of the Year (Crow), during his coaching career. Benintendi won the 2015 Golden Spikes Award as America's top amateur baseball player while Crow claimed the 2008 Roger Clemens Award following a campaign in which he won 13 games, posted four shutouts, totaled 127 strikeouts and at one point threw 43 consecutive scoreless innings. Crow became the highest MLB Draft pick in Mizzou history when the Washington Nationals selected him ninth overall that summer.

A three-year letterwinner at Missouri (2000-02), Vitello earned Academic All-Big 12 Conference honors as a senior and was named to the Big 12 Commissioner's Honor Roll twice. Following his playing career and the completion of his management degree at Mizzou, Vitello joined the program's coaching staff as a volunteer assistant in 2003 and completed his course work for his master's degree in business. In 2004, he was elevated to full-time assistant coach.



VITELLO'S YEAR-BY-YEAR HEAD COACHING RECORD

Year	Overall	SEC	Notable
2018	29-27	12-18	Posted best SEC home record (9-6) since 2005
2019	40-21	14-16	First NCAA Regional berth since 2005
2020	15-2	0-0	Started season 13-0 (<i>COVID-19 shortened season</i>)
2021	50-18	20-10	First College World Series appearance since 2005
2022	57-9	25-5	Program record 57 wins and SEC Champions (x2)
2023	44-22	16-14	Third-straight Super Regional & sixth CWS in program history
2024	60-13	22-8	MCWS Champions, SEC Regular Season & Tourney Champs
2025	40-13	15-12	Six straight season with 40-plus wins
Overall	335-125 (.728)	124-83 (.599)	2024 National Champs, 3 MCWS Appearances, 4 SEC Titles

VITELLO'S NCAA APPEARANCES

Year	Team	Round
2024	Tennessee	College World Series Champions
2023	Tennessee	College World Series
2022	Tennessee	Knoxville Super Regional
2021	Tennessee	College World Series
2019	Tennessee	Chapel Hill Regional
2017	Arkansas*	Fayetteville Regional
2015	Arkansas*	College World Series
2014	Arkansas*	Charlottesville Regional
2012	TCU*	Los Angeles Super Regional
2011	TCU*	Fort Worth Super Regional
2009	Missouri*	Oxford Regional
2008	Missouri*	Coral Gables Regional
2007	Missouri*	Columbia (Mo.) Regional
2006	Missouri*	Fullerton Super Regional
2005	Missouri*	Fullerton Regional
2004	Missouri*	Fayetteville Regional
2003	Missouri*	Starkville Regional

*Assistant Coach **BOLD** = CWS

COACHING & FULL-TIME SUPPORT STAFF



ASSOC. HEAD COACH/RECRUITING COORD.
JOSH ELANDER 8th year • 3B Coach (#24)

Promoted to Associate Head Coach in 2023 and has helped lead UT to five straight NCAA Tournaments

Heads up Tennessee's recruiting efforts, and has helped put together seven top-15 signing classes

Works primarily with UT's hitters and catchers and played a major part in team's record-breaking power numbers (NCAA-best 566 HRs in last four seasons)



ASSISTANT COACH/PITCHING
FRANK ANDERSON 8th year

In his 36th season coaching at the DI level and is regarded as one of the nation's premier pitching coaches

Named the 2022 Rawlings Pitching Coach of the Year

Has guided Vols to top-20 finishes nationally in ERA, WHIP, K-to-BB ratio and walks allowed in each of the past six seasons

Coached 98 pitchers that have been selected in MLB Draft



ASSISTANT COACH
ROSS KIVETT 5th year • 1B Coach (#26)

Member of UT's staff from 2018-21 before coaching at Houston the past three seasons

UH saw year-to-year increases in each of the following offensive categories: home runs, OPS, on-base percentage and slugging percentage

Works primarily with the team's infielders and helped Houston finish as one of the nation's top fielding teams in 2022 and 2023



DIRECTOR OF SPORTS PERFORMANCE
QUENTIN EBERHARDT 7th year

Was head strength coach for the Vols from 2018-21 prior to accepting the same role for the Chicago Cubs in 2022 before returning to Tennessee in 2023

Under Eberhardt's guidance, the Big Orange have seen drastic increases in their power and strikeout numbers each season

Has nine years of experience as a strength coach in the pro ball ranks



DIRECTOR OF PLAYER DEVELOPMENT
RICKY MARTINEZ 3rd year • 1st as DoPD

Was an assistant coach and recruiting coordinator at New Mexico State in 2024, helping coach Aggies to an 11-win increase from 2023

Was a student assistant on Vitello's staff in 2022 and 2023, working primarily with the infielders

Was Tennessee's starting shortstop in 2019 and helped lead the Vols to their first NCAA Regional appearance since 2005



DIRECTOR OF RECRUITING OPERATIONS
LUKE BONFIELD 6th year • 1st as DoRO

Promoted to a full-time role on UT's staff in 2021 following two years as a graduate student manager (2019-20)

Played for Tony Vitello at Arkansas and was a starting outfielder on the Razorbacks' 2018 College World Series team

Played two years of pro ball before getting into coaching and works primarily with Tennessee's outfielders



DIR. OF OPERATIONS/PITCHING PERFORMANCE
JOSH REYNOLDS 1st year

A veteran coach at the Division I level with more than 20 years of college and professional baseball experience as a player and a coach

Spent the 2023 season as the pitching coach at Cincinnati, helping the Bearcats to a 32-25 record and a 17-13 mark during their first year in the Big 12

Served as Northwestern's interim head coach in late 2021 and 2022



ASST. DIRECTOR OF BASEBALL OPERATIONS
ADAM LOW 2nd year

In his second season as the program's Assistant Director of Baseball Operations, serving as a liaison between the University and the baseball program while assisting the coaching staff in the day-to-day operations

Spent multiple years as a student manager at Tennessee before moving into an operations role

Son of ESPN.com senior writer Chris Low



VIDEO COORDINATOR
SEAN MCCANN 8th year

Has built the program's video, scouting and analytics department from scratch since arriving in 2018

Served as Prep Baseball Report's National Scouting Crosschecker for two years (2016-17)

Spent 18 years coaching at various levels of college baseball, including nine years as an assistant coach and recruiting coordinator at Missouri and Kansas State



DIRECTOR OF ANALYTICS
ZACH STOVALL 2nd year

Joined the staff in a full-time role prior to the 2024 season after spending the previous three years in a player development role with the Texas Rangers organization

Prior to working with the Rangers, spent three seasons (2018-2020) as a video manager for the Vols while he was a student at UT

Oversees all analytical resources used by the team on a daily basis



ASSOC. DIRECTOR OF SPORTS MEDICINE
JEFF WOOD 25th year

The longest tenured member of UT's baseball staff, serving as the program's athletic trainer since 2001

Spent 10 years as a certified trainer in the Baltimore Orioles organization (including a four-year stint as head trainer for the AAA Rochester Red Wings)

Native of Winfield, West Virginia, with a bachelor's degree in Education from Marshall (1984) and a master's in Exercise Science from UT (2002)



ASST. DIRECTOR OF SPORTS NUTRITION
BETH SCHWARTZ 2nd year

Oversees the nutrition program for Tennessee's baseball, volleyball and swimming & diving programs

Registered dietitian and an active member of the Collegiate and Professional Sports Dietitians Association (CPSDA), American Culinary Federation and an advisory board member with the UT Culinary Institute in Knoxville.

Four-year letterwinner on Tennessee's rowing team from 2001-05

SEC STANDINGS

PL	SCHOOL	CONF	OVERALL	PCT	HOME	ROAD	NEUTRAL	T25	STRK
1.	Texas	20-6	40-10	0.800	26-5	9-4	5-1	12-4	L1
2.	Arkansas	18-9	41-11	0.788	30-3	8-7	3-1	11-3	W1
3.	LSU	17-10	40-12	0.769	30-5	6-7	4-0	8-7	L1
4.	Auburn	16-11	37-15	0.712	25-6	6-9	6-0	15-10	W5
	Georgia	16-11	40-13	0.755	27-3	10-10	3-0	13-10	L2
	Vanderbilt	16-11	36-16	0.692	25-5	10-9	1-2	9-12	W2
7.	Tennessee	15-12	40-13	0.755	29-9	8-4	3-0	10-6	W1
	Alabama	15-12	39-13	0.750	25-7	10-6	4-0	14-9	W2
9.	Ole Miss	14-13	35-17	0.673	23-7	9-8	3-2	10-10	W1
10.	Kentucky	13-14	29-20	0.592	18-10	10-10	0-0	7-10	W4
	Oklahoma	13-14	32-17	0.653	19-8	9-8	4-0	8-10	L4
12.	Florida	12-14	35-18	0.660	24-9	11-8	0-1	5-13	W1
13.	Mississippi State	12-15	31-20	0.608	22-8	6-9	3-3	5-15	W2
14.	Texas A&M	10-17	27-23	0.540	21-13	5-8	1-2	6-13	L3
15.	South Carolina	5-22	27-26	0.509	22-10	4-14	1-2	3-13	W1
16.	Missouri	3-24	16-35	0.314	8-17	4-15	4-3	0-21	W3

As of May 14

AROUND THE SEC - WEEK 14 (WEEKEND)

THURSDAY-SATURDAY SERIES

Alabama at Florida (6:30 pm | 6:30 pm | 4 pm)

Auburn at Ole Miss (7:30 pm | 8 pm | 2:30 pm)

Kentucky at Vanderbilt (7 pm | 7 pm | 3 pm)

LSU at South Carolina (7 pm | 7 pm | 3 pm)

Mississippi State at Missouri (7 pm | 7 pm | 3 pm)

Tennessee at Arkansas (8 pm | 7:30 pm | 3 pm)

Texas at Oklahoma (7:30 pm | 7:30 pm | 3 pm)

Texas A&M at Georgia (6 pm | 6 pm | 12 pm)

NATIONAL POLLS

D1Baseball.com (as of May 12)		USA Today Coaches (as of May 12)		Baseball America (as of May 12)		NCBWA (as of May 12)		Perfect Game (as of May 12)	
School	Record	School	Record	School	Record	School	Record	School	Record
1. LSU	40-12	1. LSU	40-12	1. LSU	40-12	1. LSU	40-12	1. LSU	40-12
2. Florida State	36-11	2. Florida State	36-11	2. Auburn	36-15	2. Texas	40-10	2. Auburn	36-15
3. Texas	40-10	3. Texas	40-10	3. North Carolina	37-11	3. Florida State	36-11	3. Oregon	38-13
4. North Carolina	37-11	4. North Carolina	37-11	4. Georgia	40-13	4. North Carolina	37-11	4. Georgia	40-13
5. Oregon	38-13	5. Arkansas	41-11	5. Florida State	36-11	5. Arkansas	41-11	5. North Carolina	37-11
6. Auburn	36-15	6. Auburn	36-15	6. Texas	40-10	6. Georgia	40-13	6. Florida State	36-11
7. Oregon State	37-12-1	7. Oregon	38-13	7. Arkansas	41-11	7. Oregon	38-13	7. Arkansas	41-11
8. Arkansas	41-11	8. Georgia	40-13	8. Coastal Carolina	41-11	8. Auburn	36-15	8. Texas	40-10
9. Vanderbilt	36-16	9. Vanderbilt	36-16	9. Oregon	38-13	9. Clemson	38-15	9. Oregon State	37-12
10. Georgia	40-13	10. Oregon State	37-12	10. Vanderbilt	36-16	10. Oregon State	37-12-1	10. Coastal Carolina	41-11
11. Coastal Carolina	41-11	11. Coastal Carolina	41-11	11. Oregon State	37-12	11. Vanderbilt	36-16	11. Vanderbilt	36-16
12. UC Irvine	38-11	12. UC Irvine	38-11	12. UC Irvine	38-11	12. Tennessee	39-13	12. UC Irvine	38-11
13. NC State	32-16	13. Clemson	38-15	13. Florida	35-18	13. UC Irvine	38-11	13. Dallas Baptist	36-13
14. UCLA	37-14	14. Tennessee	39-13	14. Troy	37-16	14. West Virginia	40-10	14. West Virginia	40-10
15. Clemson	38-15	15. UCLA	37-14	15. Dallas Baptist	36-13	15. Coastal Carolina	41-11	15. Clemson	38-15
16. West Virginia	40-10	16. Alabama	39-13	16. Alabama	39-13	16. Oklahoma	32-17	16. Alabama	39-13
17. Tennessee	39-13	17. West Virginia	40-10	17. Clemson	38-15	17. Troy	37-16	17. UCLA	37-14
18. Alabama	39-13	18. NC State	32-16	18. Tennessee	39-13	18. UCLA	37-14	18. UTSA	39-11
19. Southern Miss	38-13	19. Southern Miss	38-13	19. West Virginia	40-10	19. Southern Miss	38-13	19. Tennessee	39-13
20. Duke	35-16	20. Troy	37-16	20. UCLA	37-14	20. Alabama	39-13	20. Florida	35-18
21. Louisville	34-17	21. Florida	35-18	21. NC State	32-16	21. NC State	32-16	21. Southern Miss	38-13
22. Troy	37-16	22. Dallas Baptist	36-13	22. Ole Miss	34-17	22. Louisville	34-17	22. Troy	37-16
23. Florida	35-18	23. Louisville	34-17	23. Louisville	34-17	23. Dallas Baptist	36-13	23. Oklahoma	32-17
24. Dallas Baptist	36-13	24. Duke	35-16	24. Southern Miss	38-13	24. Arizona	34-17	24. NC State	32-16
25.. Northeastern	41-9	25. Ole Miss	34-17	25. UTSA	39-11	25. Florida	35-18	25. Northeastern	41-9

* Records displayed are from date poll was released

SEC PRESEASON POLL

TEAM	POINTS
1. Texas A&M (10)	228
2. Tennessee (1)	215
3. Arkansas (3)	214
4. LSU (1)	204
5. Florida (1)	183
6. Georgia	165
7. Vanderbilt	156
8. Texas	146
9. Mississippi State	112
10. Kentucky	102
11. Oklahoma	101
12. Auburn	100
13. Alabama	98
14. South Carolina	61
15. Ole Miss	60
16. Missouri	31

First-place votes in parentheses

UT IN THE POLLS

	D1B	USAT	BA	NCBWA	PG
PRE/WK1	4	2	3	2	5
WK2	4	--	3	2	5
WK3	3	1	2	2	4
WK4	2	1	1	1	1
WK5	2	1	1	1	1
WK6	1	1	1	1	1
WK7	1	1	1	3	1
WK8	1	1	1	1	1
WK9	5	4	4	5	5
WK10	4	3	2	3	5
WK11	6	6	5	4	7
WK12	12	6	7	5	11
WK13	15	12	13	8	17
WK14	17	14	18	12	19

-- denotes no poll released that week

GAME 1 STARTER



23 MARCUS PHILLIPS

Jr. | RHP | 6-4 | 246 | Sioux Falls, S.D. (Iowa Western CC/Roosevelt HS)

CAREER STATS

Season	W-L	GP-GS	CG	SHO	IP	H	R	ER	HR	BB	K	SV	WHIP	BAA	ERA
2024	0-0	19-2	0	0-2	20.0	15	13	11	2	15	22	3	1.50	.208	4.95
2025	3-4	13-13	1	1-0	63.1	52	31	25	9	23	77	0	1.18	.218	3.55
TOTALS	3-4	32-15	1	1-2	83.1	67	44	36	11	38	99	3	1.26	.215	3.89

SEASON BESTS

Innings (Starter) 7.0 vs. Florida (3/15)
Innings (Reliever) N/A
Runs Allowed 0 (2x), last vs. Florida (3/15)
ER Allowed 0 (3x), last vs. Kentucky (4/19)
Strikeouts 8 (3x), last vs. Kentucky (4/19)
Walks 0 (3x), last vs. Vanderbilt (5/10)
Hits Allowed 1 (2x) last vs. Samford (2/22)

CAREER BESTS

Innings Pitched 7.0 vs. Florida (3/15/25)
Runs Allowed 0 (14x), last vs. Florida (3/15/25)
ER Allowed 0 (16x), last vs. Kentucky (4/19/25)
Strikeouts 8 (3x), last vs. Kentucky (4/19/25)
Walks Allowed 0 (12x), last vs. Vanderbilt (5/10/25)
Hits Allowed 0 (12x), last vs. Texas A&M (6/22/24)

GAME-BY-GAME STATS

Date	Opponent	GS	IP	H	R	ER	BB	SO	2B	3B	HR	WP	BK	HBP	IBB	Score	W-L	Sv	ERA	NP
Feb 15	HOFSTRA	*	4.0	1	0	0	2	4	0	0	0	0	0	0	0	18-1	0-0	0	0.00	55
Feb 22	SAMFORD	*	4.2	1	2	1	3	8	0	0	0	0	0	1	0	7-3	0-0	0	1.04	69
Mar 01	vs Rice	*	4.2	5	1	1	1	8	2	0	0	1	0	0	0	13-3	0-0	0	1.35	89
Mar 08	ST. BONAVENTU	*	5.2	3	1	1	0	5	2	0	1	0	0	0	0	11-1	1-0	0	1.42	85
Mar 15	FLORIDA	*	7.0	5	0	0	1	7	0	0	0	0	0	0	0	10-0	2-0	0	1.04	110
Mar 21	at Alabama	*	4.2	4	3	2	2	3	0	0	0	1	0	2	0	10-7	2-0	0	1.47	79
Mar 29	at South Carolina	*	5.0	5	3	3	0	7	0	0	1	0	0	0	0	7-5	2-0	0	2.02	90
Apr 05	TEXAS A&M-1	*	4.2	5	4	4	1	6	0	0	3	0	0	1	0	3-9	2-1	0	2.68	80
Apr 12	at Ole Miss	*	3.1	4	5	4	3	6	1	0	1	0	0	0	0	5-8	2-2	0	3.30	75
Apr 19	KENTUCKY	*	5.0	6	2	0	4	8	2	0	0	0	0	0	0	1-4	2-3	0	2.96	98
Apr 26	at LSU	*	6.2	3	2	2	4	6	1	0	2	1	0	0	0	9-3	3-3	0	2.93	100
May 03	AUBURN	*	4.1	5	3	2	2	4	1	0	0	0	0	0	0	5-4	3-3	0	3.02	85
May 10	VANDERBILT	*	3.2	5	5	5	0	5	1	0	1	0	0	2	0	6-10	3-4	0	3.55	73
Totals		13	63.1	52	31	25	23	77	10	0	9	3	0	6	0	105-58	3-4	0	3.55	

BIO INFORMATION

CAREER HONORS

- 2025 Golden Spikes Award Midseason Watch List
- 2025 Midseason All-American -- 1st Team (Perfect Game)
- College Baseball Foundation National Pitcher of the Week -- March 18, 2025
- SEC Co-Pitcher of the Week - March 17, 2025
- 2023-24 First-Year SEC Academic Honor Roll

2025

- Had one of his best starts of the season in win at No. 3 LSU (4/26), holding the Tigers to just two runs on three hits while striking out six over 6.2 innings, including six consecutive scoreless frames to start the game.
- Provided UT with a gritty performance in a losing effort vs. Kentucky (4/19), tying a career-high with eight strikeouts and holding the Wildcats to just two unearned runs over five innings.
- Tabbed the College Baseball Foundation National Pitcher of the Week and the SEC Pitcher of the Week after tossing a seven-inning complete-game shut-out against No. 6 Florida (3/15), striking out seven while scattering five hits to improve to 2-0.
- Secured his first-career victory in an 11-1 win over St. Bonaventure (3/8), tossing a career high 5.2 innings and striking out five batters.
- Threw 4.2 frames and posted another career-best eight-strikeout performance in win against Rice (3/1).
- Doubled his previous career high in strikeouts, punching out eight batters in 4.2 innings against Samford (2/22).
- Made his first-career weekend start on Opening Weekend vs. Hofstra (2/15), allowing only one hit and striking out four batters over four scoreless innings.

NOTABLE

- Full name is Marcus Allen Phillips
- Born on July 26, 2004
- Majoring in psychology
- Son of Melissa and Steve Phillips
- Has one brother, Christopher, and one sister, Mackenzie
- Brother, Chris, played collegiate baseball at Benedictine College in Arizona
- Father, Steve, played college football and baseball at Kentucky before playing five years of professional baseball in the New York Yankees organization (1991-95). After his playing career, Phillips got into coaching and spent 10 years as a coach in the minor leagues
- Favorite actor is Denzel Washington
- Lettered in both baseball and basketball for four years in high school

GAME 2 STARTER



12

LIAM DOYLE

Jr. | LHP | 6-2 | 220 | Derry, N.H. (Ole Miss/Coastal Carolina/Pinkerton Academy)

CAREER STATS

Season	W-L	APP-GS	CG	SHO	IP	H	R	ER	HR	BB	K	SV	WHIP	BAA	ERA
2023	3-1	23-7	0	0-0	56.1	43	28	26	6	20	69	1	1.12	.206	4.15
2024	3-4	16-11	0	0-0	55.0	48	40	35	11	21	84	0	1.25	.230	5.73
2025	9-2	14-13	0	0-3	74.2	37	19	18	6	23	127	0	0.80	.145	2.17
TOTALS	15-7	53-31	0	0-3	186.0	128	87	79	23	64	280	1	1.03	.190	3.82

SEASON BESTS

Innings (Starter) 8.1 vs. Ole Miss (4/11)
 Innings (Reliever) 2.0 vs. Auburn (5/3)
 Runs Allowed 0 (7x), last vs. Vanderbilt (5/9)
 ER Allowed 0 (7x), last vs. Vanderbilt (5/9)
 Strikeouts 14 (2x), last vs. Ole Miss (4/11)
 Walks 0 (2x), last vs. Vanderbilt (5/9)
 Hits Allowed 0 (2x), last vs. Texas A&M (4/4)

CAREER BESTS

Innings Pitched 8.1 vs. Ole Miss (4/11/25)
 Runs Allowed 0 (19x), last vs. Vanderbilt (5/9/25)
 ER Allowed 0 (19x), last vs. Vanderbilt (5/9/25)
 Strikeouts 14 (2x), last vs. Ole Miss (4/11/25)
 Walks Allowed 0 (17x), last vs. Vanderbilt (5/9/25)
 Hits Allowed 0 (8x), last vs. Texas A&M (4/4/25)

GAME-BY-GAME STATS

Date	Opponent	GS	IP	H	R	ER	BB	SO	2B	3B	HR	WP	BK	HBP	IBB	Score	W-L	Sv	ERA	NP
Feb 14	HOFSTRA	*	5.0	1	0	0	0	11	0	0	0	0	0	0	0	15-0	1-0	0	0.00	58
Feb 21	SAMFORD	*	5.1	2	1	1	1	14	0	0	1	0	0	0	0	5-1	2-0	0	0.87	81
Feb 28	vs Oklahoma State	*	4.1	3	0	0	2	9	1	0	0	0	0	0	0	5-2	2-0	0	0.61	90
Mar 07	ST. BONAVENTU	*	5.2	0	0	0	2	13	0	0	0	0	0	0	0	12-0	3-0	0	0.44	104
Mar 14	FLORIDA	*	4.2	3	1	1	2	6	0	0	1	0	0	1	0	5-3	3-0	0	0.72	105
Mar 20	at Alabama	*	6.0	6	6	5	4	9	2	0	0	0	0	2	0	5-6	3-1	0	2.03	110
Mar 28	at South Carolina	*	5.2	9	5	5	1	11	1	0	1	1	1	0	0	11-7	4-1	0	2.95	97
Apr 04	TEXAS A&M	*	6.0	0	0	0	2	8	0	0	0	0	0	2	0	10-0	5-1	0	2.53	96
Apr 11	at Ole Miss	*	8.1	3	2	2	2	14	0	0	1	1	0	0	0	3-2	6-1	0	2.47	111
Apr 18	KENTUCKY	*	7.0	4	2	2	1	9	1	0	1	0	0	2	0	8-2	7-1	0	2.48	101
Apr 25	at LSU	*	6.2	1	0	0	3	6	0	0	0	0	0	0	0	3-6	7-1	0	2.23	109
May 02	AUBURN	*	1.0	1	2	2	1	2	0	0	1	0	0	0	0	1-6	7-2	0	2.47	23
May 03	AUBURN	*	2.0	1	0	0	2	3	1	0	0	0	0	0	1	5-4	8-2	0	2.39	34
May 09	VANDERBILT	*	7.0	3	0	0	0	12	0	0	0	0	0	1	0	3-2	9-2	0	2.17	100
Totals		13	74.2	37	19	18	23	127	6	0	6	2	1	8	1	91-41	9-2	0	2.17	-

BIO INFORMATION

CAREER HONORS

- 2025 Golden Spikes Award Midseason Watch List
- 2025 College Baseball Foundation National Pitcher of the Year Watch List
- 2025 Midseason All-American -- 1st Team (D1Baseball, Perfect Game)
- SEC Pitcher of the Week -- April 14 | April 7, 2025 | March 10, 2025

- 2025 Astros Foundation College Classic All-Tournament Team (SP)
- 2025 Baseball America Preseason All-American -- 3rd Team (SP)
- 2025 Preseason All-SEC -- 1st Team (SP)
- 2023 Sun Belt Tournament First Team

2025

- National Rankings: Wins (9 - t-5th) | ERA (2.17 - 10th) | Strikeouts (127 - 1st) | Strikeouts/9 Inn. (15.31 - 1st) | Hits Allowed/9 Inn. (4.46 - 1st) | WHIP (0.80 - 2nd)
- Tossed another gem in series-opening win vs. No. 10 Vanderbilt (5/9), going seven shutout innings while allowing just three hits and striking out 12 to improve to 9-2 on the year.
- Made two appearances (one start, one relief appearance) in Auburn series after weekend was affected by weather and went 1-1 in the series after tossing two shutout innings of relief in game two win over the Tigers (5/3).
- Was stellar yet again on Friday night at No. 3 LSU (4/25), allowing just one hit over 6.2 shutout innings to go along with six strikeouts.
- Posted another quality start in series-opening win vs. Kentucky (4/18), striking out nine batters while allowing just two runs on four hits in seven innings.
- Named SEC Co-Pitcher of the Week for the second week in a row after a dominant outing at No. 6 Ole Miss, tying a career-high with 14 strikeouts over a career-long 8.1 innings pitched to earn the win and improve to 6-1 on the year
- Earned SEC Pitcher of the Week honors for the second time after tossing six shutout innings with eight strikeouts in UT's series-opening no-hitter vs. Texas A&M (4/4).
- Collected another double digit strikeout outing, finishing with 11 while earning the win in an 11-7 victory over South Carolina (3/28).
- Allowed just one run on three hits with six strikeouts in 4.2 innings in SEC opener vs. No. 6 Florida (3/14).
- Helped toss the ninth no-hitter in program history, striking out 13 batters over 5.2 innings and retiring 17 straight at one point to shut out St. Bonaventure (3/7).
- Kept his hot start to the season going with nine strikeouts in 4.1 shutout innings of work against No. 16 Oklahoma State (2/28).
- Logged a new career-high in strikeouts with 14 against Samford (2/21), allowing only two hits over 5.1 innings in a 5-1 victory.
- Claimed his first win as a Volunteer against Hofstra (2/14), sitting down eight straight via strikeout before finishing with a career-high 11 total punchouts while allowing just one hit over five innings in his Tennessee debut.

NOTABLE

- Full name is Liam Shannon Doyle
- Born on June 3, 2004
- Son of Kathleen and Steven Doyle
- His father, Steven, played soccer at UMass Lowell
- Was the No. 3 overall ranked prospect and the No. 1 left-handed pitcher in the state of New Hampshire for the Class of 2022 according to Perfect Game and the No. 40 left-hand pitcher nationally
- A two-time New Hampshire State Player of the Year by Prep Baseball Report for 2021 and 2022

GAME 3 STARTER

21

TEGAN KUHNS

Fr. | RHP | 6-3 | 189 | Gettysburg, Pa. (Gettysburg Area HS)

CAREER STATS

Season	W-L	GP-GS	CG	SHO	IP	H	R	ER	HR	BB	K	SV	WHIP	BAA	ERA
2025	2-2	13-8	0	0-0	33.1	35	18	14	5	13	36	0	1.44	.263	3.78
TOTALS	2-2	13-8	0	0-0	33.1	35	18	14	5	13	36	0	1.44	.263	3.78

SEASON BESTS

Innings (Starter)	4.1 at Alabama (3/22)
Innings (Reliever)	4.2 vs. Auburn (5/2)
Runs Allowed	0 (4x), last at Alabama (3/22)
ER Allowed	0 (5x), last at Alabama (3/22)
Strikeouts	6 vs. Auburn (5/2)
Walks	0 (4x), last at Ole Miss (4/13)
Hits Allowed	0 vs. North Alabama (2/25)

CAREER BESTS

Innings Pitched	4.2 vs. Auburn (5/2/25)
Runs Allowed	0 (4x), last at Alabama (3/22/25)
ER Allowed	0 (5x), last at Alabama (3/22/25)
Strikeouts	6 vs. Auburn (5/2/25)
Walks Allowed	0 (4x), last at Ole Miss (4/13/25)
Hits Allowed	0 vs. North Alabama (2/25/25)

GAME-BY-GAME STATS

Date	Opponent	GS	IP	H	R	ER	BB	SO	2B	3B	HR	WP	BK	HBP	IBB	Score	W-L	Sv	ERA	NP
Feb 25	NORTH ALABAMA		1.1	0	0	0	1	1	0	0	0	0	0	0	0	7-5	1-0	0	0.00	26
Mar 02	vs Arizona	*	2.0	2	1	1	0	3	1	1	0	0	0	0	0	5-1	1-0	0	2.70	37
Mar 05	XAVIER		1.0	1	0	0	0	2	1	0	0	0	0	2	0	13-1	1-0	0	2.08	18
Mar 09	ST. BONAVENTU		1.1	2	1	0	1	2	0	0	0	0	0	0	0	13-2	2-0	0	1.59	26
Mar 16	FLORIDA	*	2.2	1	0	0	0	3	0	0	0	0	0	0	0	7-4	2-0	0	1.08	33
Mar 22	at Alabama	*	4.1	1	0	0	2	5	0	0	0	0	0	0	0	9-2	2-0	0	0.71	71
Mar 30	at South Carolina	*	4.0	6	1	1	1	1	0	0	0	0	0	0	0	7-2	2-0	0	1.08	61
Apr 05	TEXAS A&M-2	*	2.2	4	4	4	3	3	0	0	1	0	0	0	0	6-17	2-1	0	2.79	59
Apr 13	at Ole Miss	*	2.2	4	3	1	0	3	0	0	1	0	0	0	0	10-8	2-1	0	2.86	59
Apr 20	KENTUCKY	*	1.2	2	2	2	2	1	0	0	0	0	0	0	0	2-8	2-2	0	3.42	35
Apr 27	at LSU		1.1	4	2	2	1	1	1	1	1	0	0	0	0	2-12	2-2	0	3.96	41
May 02	AUBURN		4.2	5	2	2	1	6	0	0	1	0	0	0	0	1-6	2-2	0	3.94	74
May 11	VANDERBILT	*	3.2	3	2	1	1	5	0	0	1	0	0	0	0	5-7	2-2	0	3.78	48
Totals		8	33.1	35	18	14	13	36	3	2	5	0	0	2	0	87-75	2-2	0	3.78	-

BIO INFORMATION

2025

- Allowed just one earned run on three hits in 3.2 innings while striking out five batters in a Sunday start vs. No. 10 Vanderbilt (5/11).
- Set a career high with six strikeouts and 4.2 innings pitched in an impressive relief outing vs. No. 5 Auburn (5/2).
- Started the series finale at No. 6 Ole Miss, allowing three runs (only one earned) while striking out three over 2.2 innings.
- Allowed just one run and one walk over four innings in start at South Carolina (3/30).
- Made his third start of the year at No. 10 Alabama (3/22), throwing 4.1 shutout frames in which he set down the first 11 batters faced and finished with five strikeouts.
- Made his first SEC start against No. 6 Florida (3/16), tossing 2.2 shutout frames in which he held the Gators to one hit and struck out three.
- Picked up the win against St. Bonaventure (3/9), striking out two batters and allowing one unearned run on two hits in 1.1 innings of relief.
- Got his first collegiate start at the Astros Foundation College Classic against No. 24 Arizona (3/2), finishing with three strikeouts over two innings of work.
- Earned the win in his collegiate debut against North Alabama (2/25), tossing 1.1 shutout frames without a hit.

NOTABLE

- Born on May 25, 2005
- Majoring in sport management
- Top 50 nationally ranked player by Perfect Game in the class of 2024
- Rated as the No. 11 RHP in the nation and the best player in Pennsylvania by Perfect Game
- 2024 Pennsylvania State Baseball Coaches All-State Selection



2025 Tennessee Baseball
Overall Statistics for Tennessee (as of May 13, 2025)
(All games Sorted by Batting avg)



Record: 40-13 Home: 29-9 Away: 8-4 Neutral: 3-0 SEC: 15-12

Player	avg	gp-gs	ab	r	h	2b	3b	hr	rbi	tb	slg%	bb	hp	so	gdp	ob%	sf	sh	sb-att	po	a	e	fld%
9 Hunter Ensley	.368	52-52	190	39	70	16	0	10	59	116	.611	23	6	34	5	.444	4	0	5-6	89	2	1	.989
6 Gavin Kilen	.365	41-40	156	47	57	10	3	14	36	115	.737	24	3	16	6	.454	2	0	6-8	35	52	3	.967
16 Dalton Bargo	.327	51-42	153	41	50	13	1	12	34	101	.660	22	4	45	1	.420	2	1	3-5	48	24	6	.923
11 Andrew Fischer	.317	53-53	167	58	53	11	0	21	52	127	.760	54	8	33	1	.494	4	0	4-4	307	28	4	.988
1 Dean Curley	.299	53-53	201	57	60	6	1	11	39	101	.502	35	7	39	6	.418	1	0	7-10	52	83	13	.912
13 Reese Chapman	.284	52-52	176	36	50	9	2	11	43	96	.545	15	4	57	0	.350	2	3	1-2	67	7	0	1.000
4 Manny Marin	.279	46-33	111	18	31	7	0	2	14	44	.396	9	6	25	0	.357	3	1	2-3	24	59	5	.943
5 Cannon Peebles	.228	41-37	136	22	31	4	0	10	32	65	.478	16	4	32	1	.323	2	0	0-0	366	40	4	.990

14 Blake Grimmer	.350	23-8	40	14	14	0	0	4	15	26	.650	10	2	7	0	.500	0	0	1-1	1	3	0	1.000
10 Chris Newstrom	.345	31-13	55	14	19	3	0	5	19	37	.673	8	1	18	2	.431	1	1	3-3	14	7	0	1.000
15 Hunter High	.333	15-0	9	5	3	0	0	1	4	6	.667	4	1	5	0	.571	0	0	1-1	6	0	0	1.000
30 Levi Clark	.322	39-27	90	22	29	8	0	8	29	61	.678	27	4	26	2	.488	2	0	1-1	25	3	1	.966
27 Stone Lawless	.296	24-20	54	17	16	4	1	5	20	37	.685	19	1	13	0	.486	0	0	1-2	208	19	4	.983
8 Jay Abernathy	.277	47-27	101	34	28	3	0	0	9	31	.307	22	1	21	4	.408	1	2	8-11	37	6	2	.956
20 Colby Backus	.200	18-0	15	6	3	2	0	0	1	5	.333	2	1	6	1	.333	0	0	1-1	7	0	0	1.000
2 Ariel Antigua	.197	44-20	71	14	14	1	0	0	11	15	.211	9	3	10	0	.310	1	5	3-3	33	73	6	.946
46 Brayden Sharp	.000	5-0	5	2	0	0	0	0	0	0	.000	1	0	1	0	.167	0	0	1-1	1	1	0	1.000
Totals	.305	53	1730	446	528	97	8	114	417	983	.568	300	56	388	29	.419	25	13	48-62	1345	455	56	.970
Opponents	.221	53	1662	216	367	60	5	54	191	599	.360	172	47	586	24	.311	5	10	101-131	1271	384	48	.972

LOB - Team (407), Opp (335). DPs turned - Team (27), Opp (37). IBB - Team (8), FISCHER, A. 3, CLARK, L. 2, CHAPMAN, R. 1, LAWLESS, S. 1, PEEBLES, C. 1, Opp (4). Picked off - MARIN, M. 1.

(All games Sorted by Earned run avg)

Player	era	w-l	app	gs	cg	sho	sv	ip	h	r	er	bb	so	2b	3b	hr	b/avg	wp	hp	bk	sfa	sha
12 Liam Doyle	2.17	9-2	14	13	0	0/3	0	74.2	37	19	18	23	127	6	0	6	.145	2	8	1	0	0
23 Marcus Phillips	3.55	3-4	13	13	1	1/0	0	63.1	52	31	25	23	77	10	0	9	.218	3	6	0	1	1

42 Bryson Thacker	0.00	0-0	5	0	0	0/0	0	4.1	1	1	0	4	7	0	0	0	.077	0	1	0	0	0
43 Luke Payne	0.00	0-0	5	0	0	0/0	0	3.2	1	0	0	4	5	0	0	0	.077	2	0	0	0	0
48 Tanner Wiggins	0.00	0-0	4	0	0	0/0	0	2.1	1	0	0	4	4	0	0	0	.125	1	0	0	0	0
36 Brayden May	0.00	0-0	1	0	0	0/1	0	1.0	0	0	0	1	1	0	0	0	.000	0	0	0	0	0
31 Austin Hunley	2.79	2-0	12	0	0	0/0	0	9.2	10	4	3	4	12	2	0	0	.270	0	4	0	0	0
17 Thomas Crabtree	3.00	2-0	12	2	0	0/0	0	15.0	8	5	5	5	20	2	0	4	.151	2	2	0	0	0
35 Michael Sharman	3.18	3-1	17	3	0	0/1	0	22.2	19	11	8	10	25	6	0	1	.229	0	2	0	0	3
18 Austin Breedlove	3.32	3-0	22	2	0	0/0	0	21.2	18	9	8	7	28	2	0	0	.228	3	2	0	0	0
37 Dylan Loy	3.42	4-0	25	0	0	0/1	2	26.1	12	10	10	6	30	3	0	4	.133	2	3	0	1	1
33 AJ Russell	3.46	0-1	7	5	0	0/0	0	13.0	10	6	5	4	17	0	1	1	.213	0	1	0	0	0
7 Nate Snead	3.53	3-1	19	1	0	0/0	5	43.1	44	26	17	15	35	6	0	4	.262	10	3	0	3	1
21 Tegan Kuhns	3.78	2-2	13	8	0	0/0	0	33.1	35	18	14	13	36	3	2	5	.263	0	2	0	0	0
34 Brayden Krenzel	3.81	2-0	15	2	0	0/0	0	26.0	29	12	11	12	32	6	1	2	.299	0	3	0	0	0
25 Brandon Arvidson	5.09	2-0	22	2	0	0/1	0	23.0	18	17	13	16	42	2	0	3	.205	5	1	1	0	0
50 Tanner Franklin	5.12	1-2	21	1	0	0/2	2	31.2	35	19	18	6	44	8	1	6	.282	1	4	0	0	1
19 Andrew Behnke	5.40	2-0	12	0	0	0/0	0	10.0	9	6	6	3	5	1	0	3	.265	1	3	0	0	2
46 Brayden Sharp	6.75	1-0	8	0	0	0/0	0	8.0	7	6	6	5	15	2	0	4	.233	0	1	0	0	1
28 Ryan Combs	7.36	0-0	13	0	0	0/0	1	11.0	12	9	9	6	20	0	0	2	.273	2	1	0	0	0
44 Nic Abraham	8.31	1-0	6	1	0	0/0	0	4.1	9	7	4	1	4	1	0	0	.375	0	0	0	0	0
Totals	3.61	40-13	53	53	1	4/3	10	448.1	367	216	180	172	586	60	5	54	.221	34	47	2	5	10
Opponents	8.28	13-40	53	53	0	0/0	6	423.2	528	446	390	300	388	97	8	114	.305	57	56	6	25	13

PB - Team (6), LAWLESS, S. 5, PEEBLES, C. 1, Opp (11). Pickoffs - Team (4), SHARMAN, M. 2, PEEBLES, C. 1, FRANKLIN, T. 1, Opp (1). SBA/ATT - PEEBLES, C. (56-73), LAWLESS, S. (45-54), PHILLIPS, M. (36-40), KUHNS, T. (13-16), SNEAD, N. (7-12), ARVIDSON, B. (9-10), SHARMAN, M. (8-10), DOYLE, L. (5-8), BREEDLOVE, A. (6-8), HUNLEY, A. (5-6), LOY, D. (6-6), BEHNKE, A. (4-6), FRANKLIN, T. (0-3), KRENZEL, B. (1-3), RUSSELL, A. (0-2), COMBS, R. (1-1).



2025 Tennessee Baseball
Conference statistics for Tennessee (as of May 11, 2025)
(SEC games only Sorted by Batting avg)



Record: 15-12 Home: 7-8 Away: 8-4 SEC: 15-12

Player	avg	gp-gs	ab	r	h	2b	3b	hr	rbi	tb	slg%	bb	hp	so	gdp	ob%	sf	sh	sb-att	po	a	e	fld%
9 Hunter Ensley	.351	27-27	111	17	39	5	0	6	33	62	.559	6	4	22	1	.402	1	0	4-4	59	1	0	1.000
16 Dalton Bargo	.326	27-23	95	21	31	10	1	5	18	58	.611	7	2	30	1	.377	2	1	1-1	23	13	1	.973
11 Andrew Fischer	.304	27-27	92	24	28	6	0	10	20	64	.696	25	2	22	0	.458	1	0	0-0	192	12	2	.990
1 Dean Curley	.273	27-27	110	24	30	3	1	3	15	44	.400	15	1	26	4	.365	0	0	1-3	24	45	7	.908
6 Gavin Kilen	.273	19-18	77	13	21	4	0	3	6	34	.442	4	1	10	3	.313	1	0	1-2	15	23	2	.950
13 Reese Chapman	.253	26-26	91	13	23	3	1	5	18	43	.473	6	3	37	0	.317	1	2	1-2	36	1	0	1.000
4 Manny Marin	.233	25-23	73	8	17	3	0	0	6	20	.274	6	3	17	0	.313	1	1	1-1	16	45	4	.938
5 Cannon Peebles	.222	25-21	81	9	18	3	0	6	17	39	.481	5	2	20	0	.278	2	0	0-0	229	23	3	.988

8 Jay Abernathy	.277	22-14	47	11	13	2	0	0	3	15	.319	11	0	14	3	.414	0	2	1-3	20	2	2	.917
10 Chris Newstrom	.261	10-6	23	3	6	1	0	0	1	7	.304	0	1	10	0	.292	0	1	0-0	5	1	0	1.000
2 Ariel Antigua	.244	19-13	41	6	10	1	0	0	6	11	.268	5	2	5	0	.347	1	4	3-3	20	44	6	.914
14 Blake Grimmer	.222	5-1	9	0	2	0	0	0	0	2	.222	0	0	4	0	.222	0	0	0-0	0	0	0	.000
30 Levi Clark	.182	14-11	33	4	6	4	0	1	2	13	.394	7	1	14	1	.341	0	0	0-0	5	0	0	1.000
27 Stone Lawless	.143	7-6	14	0	2	0	0	0	1	2	.143	1	0	7	0	.200	0	0	0-1	45	7	1	.981
15 Hunter High	.000	1-0	1	0	0	0	0	0	0	0	.000	0	0	1	0	.000	0	0	0-0	0	0	0	.000
46 Brayden Sharp	.000	1-0	0	1	0	0	0	0	0	0	.000	0	0	0	0	.000	0	0	1-1	0	0	0	.000
20 Colby Backus	.000	2-0	0	0	0	0	0	0	0	0	.000	0	0	0	0	.000	0	0	0-0	0	0	0	.000
Totals	.274	27	898	154	246	45	3	39	146	414	.461	98	22	239	13	.356	10	11	14-21	703	239	31	.968
Opponents	.250	27	903	152	226	30	4	37	136	375	.415	94	25	276	12	.336	4	5	62-78	692	205	14	.985

LOB - Team (193), Opp (176). DPs turned - Team (14), Opp (18). IBB - Team (6), FISCHER, A. 3, CLARK, L. 1, PEEBLES, C. 1, CHAPMAN, R. 1, Opp (4). Picked off - MARIN, M. 1.

(SEC games only Sorted by Earned run avg)

Player	era	w-l	app	gs	cg	sho	sv	ip	h	r	er	bb	so	2b	3b	hr	b/avg	wp	hp	bk	sfa	sha
12 Liam Doyle	2.82	6-2	10	9	0	0/1	0	54.1	31	18	17	18	80	5	0	5	.161	2	8	1	0	0
21 Tegan Kuhns	4.23	0-2	9	7	0	0/0	0	27.2	30	16	13	11	28	1	1	5	.268	0	0	0	0	0
23 Marcus Phillips	4.47	2-4	9	9	1	1/0	0	44.1	42	27	22	17	52	6	0	8	.247	2	5	0	1	1
7 Nate Snead	4.97	2-1	13	0	0	0/0	3	29.0	37	24	16	11	23	4	0	4	.308	6	1	0	2	1

19 Andrew Behnke	0.00	0-0	4	0	0	0/0	0	2.0	0	0	0	1	0	0	0	0	.000	1	1	0	0	1
17 Thomas Crabtree	0.00	0-0	1	0	0	0/0	0	0.1	1	0	0	0	0	1	0	0	.500	0	0	0	0	0
28 Ryan Combs	0.00	0-0	1	0	0	0/0	0	0.0	1	0	0	0	0	0	0	0	1.000	0	0	0	0	0
37 Dylan Loy	4.82	2-0	17	0	0	0/1	2	18.2	10	10	10	6	17	1	0	4	.154	2	3	0	1	1
33 AJ Russell	5.00	0-1	4	2	0	0/0	0	9.0	8	6	5	4	10	0	1	1	.242	0	1	0	0	0
34 Brayden Krenzel	5.87	2-0	6	0	0	0/0	0	15.1	18	11	10	8	20	4	1	2	.305	0	2	0	0	0
50 Tanner Franklin	6.75	1-1	15	0	0	0/0	1	20.0	28	16	15	5	24	6	1	4	.337	1	2	0	0	1
25 Brandon Arvidson	7.84	0-0	11	0	0	0/0	0	10.1	11	13	9	9	18	1	0	1	.250	2	1	1	0	0
18 Austin Breedlove	19.29	0-0	6	0	0	0/0	0	2.1	4	5	5	2	3	0	0	0	.400	0	1	0	0	0
46 Brayden Sharp	54.00	0-0	1	0	0	0/0	0	0.2	4	4	4	0	1	0	0	3	.667	0	0	0	0	0
35 Michael Sharman	54.00	0-1	3	0	0	0/0	0	0.1	1	2	2	2	0	1	0	0	.500	0	0	0	0	0
Totals	4.92	15-12	27	27	1	2/1	6	234.1	226	152	128	94	276	30	4	37	.250	16	25	2	4	5
Opponents	5.31	12-15	27	27	0	0/0	6	230.2	246	154	136	98	239	45	3	39	.274	24	22	3	10	11

PB - Team (1), PEEBLES, C. 1, Opp (6). Pickoffs - Team (1), PEEBLES, C. 1, Opp (1). SBA/ATT - PEEBLES, C. (41-51), PHILLIPS, M. (29-32), LAWLESS, S. (21-26), KUHN, T. (11-13), SNEAD, N. (5-8), ARVIDSON, B. (7-8), LOY, D. (6-6), DOYLE, L. (2-3), KRENZEL, B. (1-2), RUSSELL, A. (0-2), FRANKLIN, T. (0-2), BREEDLOVE, A. (1-1), BEHNKE, A. (0-1).



2025 Tennessee Baseball
Game Results for Tennessee (as of May 13, 2025)
(All games)



Date	Opponent	Score	Inns	Overall	SEC	Pitcher of record	Attend	Time
Feb 14, 2025	HOFSTRA	w 15-0	7	1-0-0	0-0-0	DOYLE, L. (W 1-0)	6212	2:18
Feb 15, 2025	HOFSTRA	w 18-1	7	2-0-0	0-0-0	HUNLEY, A. (W 1-0)	5249	2:52
Feb 16, 2025	HOFSTRA	w 13-1	7	3-0-0	0-0-0	BEHNKE, A. (W 1-0)	4814	2:21
Feb 18, 2025	UNC ASHEVILLE	w 29-4	7	4-0-0	0-0-0	ABRAHAM, N. (W 1-0)	4271	3:12
Feb 21, 2025	SAMFORD	w 5-1	9	5-0-0	0-0-0	DOYLE, L. (W 2-0)	4741	2:36
Feb 22, 2025	SAMFORD	w 7-3	9	6-0-0	0-0-0	SNEAD, N. (W 1-0)	5106	2:37
Feb 23, 2025	SAMFORD	w 11-1	7	7-0-0	0-0-0	HUNLEY, A. (W 2-0)	5142	2:30
Feb 25, 2025	NORTH ALABAMA	w 7-5	9	8-0-0	0-0-0	KUHNS, T. (W 1-0)	5129	3:36
Feb 28, 2025	vs #16 Oklahoma State	w 5-2	9	9-0-0	0-0-0	LOY, D. (W 1-0)	11502	3:08
Mar 01, 2025	vs Rice	w 13-3	9	10-0-0	0-0-0	SHARP, B. (W 1-0)	16226	3:17
^ Mar 02, 2025	vs #24 Arizona	w 5-1	9	11-0-0	0-0-0	ARVIDSON, B. (W 1-0)	9439	2:50
Mar 04, 2025	RADFORD	w 22-9	7	12-0-0	0-0-0	LOY, D. (W 2-0)	5070	3:43
Mar 05, 2025	XAVIER	w 13-1	9	13-0-0	0-0-0	BREEDLOVE, A (W 1-0)	4726	3:03
Mar 07, 2025	ST. BONAVENTURE	w 12-0	9	14-0-0	0-0-0	DOYLE, L. (W 3-0)	5468	3:03
Mar 08, 2025	ST. BONAVENTURE	w 11-1	7	15-0-0	0-0-0	PHILLIPS, M. (W 1-0)	6007	2:17
Mar 09, 2025	ST. BONAVENTURE	w 13-2	7	16-0-0	0-0-0	KUHNS, T. (W 2-0)	5701	2:46
Mar 11, 2025	WEST GEORGIA	w 4-2	9	17-0-0	0-0-0	CRABTREE, T. (W 1-0)	5461	2:55
* Mar 14, 2025	#6 FLORIDA	w 5-3	9	18-0-0	1-0-0	FRANKLIN, T. (W 1-0)	6298	3:04
* Mar 15, 2025	#6 FLORIDA	w 10-0	7	19-0-0	2-0-0	PHILLIPS, M. (W 2-0)	5575	2:23
* Mar 16, 2025	#6 FLORIDA	w 7-4	9	20-0-0	3-0-0	LOY, D. (W 3-0)	5579	2:44
Mar 18, 2025	ETSU	L 6-7	(10)	20-1-0	3-0-0	FRANKLIN, T. (L 1-1)	6331	4:02
* Mar 20, 2025	at #10 Alabama	L 5-6	9	20-2-0	3-1-0	DOYLE, L. (L 3-1)	4341	2:47
* Mar 21, 2025	at #10 Alabama	w 10-7	9	21-2-0	4-1-0	LOY, D. (W 4-0)	5800	3:36
* Mar 22, 2025	at #10 Alabama	w 9-2	9	22-2-0	5-1-0	KRENZEL, B. (W 1-0)	5800	3:29
Mar 25, 2025	QUEENS	w 14-3	9	23-2-0	5-1-0	ARVIDSON, B. (W 2-0)	5779	3:24
* Mar 28, 2025	at South Carolina	w 11-7	9	24-2-0	6-1-0	DOYLE, L. (W 4-1)	8242	3:01
* Mar 29, 2025	at South Carolina	w 7-5	9	25-2-0	7-1-0	SNEAD, N. (W 2-0)	8242	2:42
* Mar 30, 2025	at South Carolina	w 7-2	9	26-2-0	8-1-0	KRENZEL, B. (W 2-0)	8012	2:55
Apr 01, 2025	TENNESSEE TECH	w 7-1	9	27-2-0	8-1-0	SHARMAN, M. (W 1-0)	5839	2:48
* Apr 04, 2025	TEXAS A&M	w 10-0	7	28-2-0	9-1-0	DOYLE, L. (W 5-1)	6544	2:12
* Apr 05, 2025	TEXAS A&M-1	L 3-9	9	28-3-0	9-2-0	PHILLIPS, M. (L 2-1)	5650	3:00
* Apr 05, 2025	TEXAS A&M-2	L 6-17	8	28-4-0	9-3-0	KUHNS, T. (L 2-1)	6074	3:13
Apr 08, 2025	ALABAMA STATE	w 10-2	9	29-4-0	9-3-0	BREEDLOVE, A (W 2-0)	5081	3:20
* Apr 11, 2025	at #6 Ole Miss	w 3-2	9	30-4-0	10-3-0	DOYLE, L. (W 6-1)	11818	2:47
* Apr 12, 2025	at #6 Ole Miss	L 5-8	9	30-5-0	10-4-0	PHILLIPS, M. (L 2-2)	11790	3:05
* Apr 13, 2025	at #6 Ole Miss	w 10-8	9	31-5-0	11-4-0	SNEAD, N. (W 3-0)	10333	3:50
Apr 15, 2025	BELLARMINE	w 13-3	8	32-5-0	11-4-0	BEHNKE, A. (W 2-0)	5305	3:20
* Apr 18, 2025	KENTUCKY	w 8-2	9	33-5-0	12-4-0	DOYLE, L. (W 7-1)	5956	2:59
* Apr 19, 2025	KENTUCKY	L 1-4	9	33-6-0	12-5-0	PHILLIPS, M. (L 2-3)	5801	3:04
* Apr 20, 2025	KENTUCKY	L 2-8	9	33-7-0	12-6-0	KUHNS, T. (L 2-2)	5586	3:03
Apr 22, 2025	LIPSCOMB	w 11-1	7	34-7-0	12-6-0	SHARMAN, M. (W 2-0)	7174	2:25
* Apr 25, 2025	at #3 LSU	L 3-6	9	34-8-0	12-7-0	SNEAD, N. (L 3-1)	12919	3:22
* Apr 26, 2025	at #3 LSU	w 9-3	9	35-8-0	13-7-0	PHILLIPS, M. (W 3-3)	13376	3:46
* Apr 27, 2025	at #3 LSU	L 2-12	8	35-9-0	13-8-0	SHARMAN, M. (L 2-1)	11847	3:20
Apr 29, 2025	NORTHERN KENTUCKY	w 7-5	9	36-9-0	13-8-0	SHARMAN, M. (W 3-1)	5412	3:28
* May 02, 2025	#5 AUBURN	L 1-6	9	36-10-0	13-9-0	DOYLE, L. (L 7-2)	5406	2:53
* May 03, 2025	#5 AUBURN	w 5-4	(11)	37-10-0	14-9-0	DOYLE, L. (W 8-2)	5406	4:13
* May 04, 2025	#5 AUBURN	L 1-8	7	37-11-0	14-10-0	RUSSELL, A. (L 0-1)	6041	2:17
May 06, 2025	INDIANA STATE	w 12-1	7	38-11-0	14-10-0	BREEDLOVE, A (W 3-0)	5099	2:31
* May 09, 2025	#10 VANDERBILT	w 3-2	9	39-11-0	15-10-0	DOYLE, L. (W 9-2)	5923	3:21
* May 10, 2025	#10 VANDERBILT	L 6-10	9	39-12-0	15-11-0	PHILLIPS, M. (L 3-4)	6329	3:34
* May 11, 2025	#10 VANDERBILT	L 5-7	9	39-13-0	15-12-0	FRANKLIN, T. (L 1-2)	6070	5:28
May 13, 2025	BELMONT	w 9-4	9	40-13-0	15-12-0	CRABTREE, T. (W 2-0)	5263	3:44

() extra inning game

2025 Tennessee Baseball
Team Game-by-Game for Tennessee (as of May 13, 2025)
Batting (All games)

Date	Opponent	ab	r	h	rbi	2b	3b	hr	tb	bb	ibb	sb	cs	hbp	sac	sf	gdp	k	po	a	e	lob	avg
Feb 14	HOFSTRA	31	15	13	13	2	1	3	26	7	0	0	0	1	0	0	0	4	21	5	1	6	.419
Feb 15	HOFSTRA	31	18	11	16	3	1	3	25	7	0	2	0	2	0	0	0	8	21	6	2	4	.387
Feb 16	HOFSTRA	26	13	9	11	0	0	1	12	13	0	0	0	1	0	1	1	6	21	6	0	10	.375
Feb 18	UNC ASHEVILLE	35	29	18	25	2	0	5	35	22	0	4	0	1	0	1	1	7	21	6	2	12	.415
Feb 21	SAMFORD	31	5	8	5	1	0	2	15	9	0	0	0	1	0	0	1	6	27	3	1	12	.383
Feb 22	SAMFORD	30	7	6	6	2	0	2	14	6	0	0	0	1	0	0	2	3	27	8	2	6	.353
Feb 23	SAMFORD	29	11	12	9	2	0	4	26	5	0	1	0	1	0	1	0	7	21	5	0	7	.362
Feb 25	NORTH ALABAMA	34	7	11	7	1	0	1	15	8	0	0	0	2	0	0	1	7	27	13	0	13	.356
Feb 28	vs Oklahoma State	34	5	10	5	1	0	4	23	3	0	0	0	1	0	0	0	11	27	8	1	9	.349
Mar 01	vs Rice	36	13	10	12	2	1	3	23	9	0	3	0	1	0	1	1	6	27	6	1	7	.341
Mar 02	vs Arizona	37	5	12	5	0	0	3	21	3	0	0	1	0	1	0	0	11	27	13	0	9	.339
Mar 04	RADFORD	33	22	16	22	3	1	5	36	13	0	3	2	2	0	0	0	8	21	7	4	6	.351
Mar 05	XAVIER	37	13	13	13	3	0	2	22	7	0	0	0	0	0	1	0	11	27	8	0	8	.351
Mar 07	ST. BONAVENTURE	32	12	11	12	3	0	4	26	7	0	1	0	1	0	1	1	5	27	7	0	5	.351
Mar 08	ST. BONAVENTURE	26	11	8	11	4	0	2	18	5	0	2	0	2	0	2	0	5	21	11	1	6	.349
Mar 09	ST. BONAVENTURE	26	13	9	12	0	0	5	24	7	0	3	0	1	0	1	0	3	21	5	1	4	.348
Mar 11	WEST GEORGIA	27	4	5	4	0	0	1	8	9	0	0	0	2	0	1	1	4	27	14	2	11	.340
*Mar 14	FLORIDA	29	5	7	4	2	1	0	11	6	1	0	0	0	0	1	1	11	27	4	0	7	.335
*Mar 15	FLORIDA	27	10	11	10	3	0	1	17	3	0	2	0	1	2	0	0	7	21	8	0	4	.338
*Mar 16	FLORIDA	30	7	6	7	2	0	2	14	6	0	0	0	1	0	0	2	6	27	9	1	6	.332
Mar 18	ETSU	40	6	7	4	3	0	1	13	7	0	1	0	3	0	0	0	9	30	11	1	14	.322
*Mar 20	at Alabama	35	5	9	4	0	0	1	12	2	0	0	1	1	0	1	0	7	24	3	1	7	.319
*Mar 21	at Alabama	37	10	11	10	1	0	1	15	9	0	4	1	1	0	0	0	14	27	12	2	10	.318
*Mar 22	at Alabama	40	9	15	8	3	1	3	29	6	0	0	0	1	0	1	1	10	27	10	1	12	.321
Mar 25	QUEENS	34	14	12	13	3	0	2	21	9	0	3	0	3	0	1	0	4	27	7	1	9	.322
*Mar 28	at South Carolina	35	11	10	11	1	1	2	19	4	0	2	0	1	1	2	0	6	27	5	0	5	.321
*Mar 29	at South Carolina	35	7	8	7	1	0	3	18	1	0	0	0	1	0	0	0	7	27	12	0	3	.317
*Mar 30	at South Carolina	38	7	12	7	3	0	2	21	2	1	1	0	1	0	0	0	10	27	17	1	7	.317
Apr 01	TENNESSEE TECH	35	7	11	6	3	0	3	23	2	0	0	0	0	0	0	1	4	27	11	0	6	.317
*Apr 04	TEXAS A&M	30	10	12	10	2	0	4	26	1	0	0	0	0	0	0	0	4	21	7	1	3	.319
*Apr 05	TEXAS A&M	36	3	9	3	0	0	1	12	1	0	0	1	1	0	0	0	7	27	7	2	8	.317
*Apr 05	TEXAS A&M	31	6	10	5	2	0	1	15	2	0	0	1	0	1	0	0	11	24	6	0	4	.317
Apr 08	ALABAMA STATE	27	10	8	8	1	0	3	18	14	0	1	1	2	0	1	2	4	27	10	0	10	.317
*Apr 11	at Ole Miss	31	3	5	3	3	0	0	8	4	0	0	0	1	1	0	0	10	27	6	0	7	.312
*Apr 12	at Ole Miss	36	5	9	4	0	0	3	18	3	0	0	0	1	0	0	1	7	24	7	2	8	.310
*Apr 13	at Ole Miss	35	10	11	9	1	0	3	21	7	0	1	0	1	3	1	0	5	27	9	4	10	.310
Apr 15	BELLARMINE	39	13	16	13	3	1	3	30	9	0	5	0	1	0	1	1	1	24	9	2	14	.314
*Apr 18	KENTUCKY	32	8	9	8	1	0	3	19	6	0	0	0	0	0	0	1	8	27	9	0	6	.313
*Apr 19	KENTUCKY	31	1	3	1	0	0	0	3	4	0	0	0	0	0	0	0	15	27	11	2	7	.308
*Apr 20	KENTUCKY	32	2	6	2	1	0	1	10	3	0	0	0	0	0	0	1	8	27	13	2	6	.305
Apr 22	LIPSCOMB	31	11	14	11	3	0	4	29	4	0	0	1	1	1	0	1	3	21	11	1	6	.308
*Apr 25	at LSU	35	3	9	3	3	0	0	12	5	1	1	0	0	0	0	1	12	26	7	2	10	.307
*Apr 26	at LSU	36	9	10	7	2	0	1	15	8	2	3	1	3	0	1	0	11	27	13	2	12	.306
*Apr 27	at LSU	29	2	7	2	3	0	0	10	1	0	0	1	0	0	1	0	8	23	8	0	5	.305
Apr 29	NORTHERN KENTUCK	30	7	10	7	5	0	2	21	7	2	5	0	1	0	1	1	6	27	12	1	8	.305
*May 02	AUBURN	32	1	6	1	2	0	0	8	0	0	0	0	0	0	0	1	10	27	10	0	4	.303
*May 03	AUBURN	41	5	17	5	3	0	1	23	7	1	0	1	1	2	1	0	14	33	16	2	16	.306
*May 04	AUBURN	23	1	4	1	1	0	1	8	1	0	0	0	2	0	0	0	7	21	11	0	4	.304
May 06	INDIANA STATE	28	12	11	12	1	0	5	27	3	0	0	1	2	0	1	0	1	21	6	1	4	.305
*May 09	VANDERBILT	28	3	9	3	3	0	0	12	2	0	0	0	0	1	0	3	7	27	7	1	4	.306
*May 10	VANDERBILT	36	6	10	6	1	0	3	20	2	0	0	0	1	0	0	1	11	27	6	2	6	.305
*May 11	VANDERBILT	38	5	11	5	1	0	2	18	2	0	0	0	3	0	1	0	6	27	6	3	12	.305
May 13	BELMONT	33	9	11	9	1	0	2	18	7	0	0	1	1	0	0	1	5	27	8	0	8	.305
Totals		1730	446	528	417	97	8	114	983	300	8	48	14	56	13	25	29	388	1345	455	56	407	.305

2025 Tennessee Baseball
Team Game-by-Game for Tennessee (as of May 13, 2025)
Pitching (All games)

Date	Opponent	ip	h	r	er	bb	so	2b	3b	hr	wp	bk	hbp	dp	ibb	score	w-l	sv	era
Feb 14	HOFSTRA	7.0	1	0	0	0	15	0	0	0	0	0	1	1	0	15-0	1-0	0	0.00
Feb 15	HOFSTRA	7.0	2	1	1	4	9	0	0	1	1	0	1	0	0	18-1	2-0	0	0.64
Feb 16	HOFSTRA	7.0	4	1	1	3	7	1	0	0	1	0	0	0	0	13-1	3-0	0	0.86
Feb 18	UNC ASHEVILLE	7.0	5	4	3	1	12	1	0	1	0	0	0	1	0	29-4	4-0	0	1.61
Feb 21	SAMFORD	9.0	4	1	1	1	20	0	0	1	0	0	0	0	0	5-1	5-0	1	1.46
Feb 22	SAMFORD	9.0	2	3	1	3	14	1	0	0	3	0	2	0	0	7-3	6-0	1	1.37
Feb 23	SAMFORD	7.0	5	1	1	3	10	0	0	1	1	0	1	0	0	11-1	7-0	1	1.36
Feb 25	NORTH ALABAMA	9.0	9	5	5	4	12	2	0	0	3	0	0	0	0	7-5	8-0	1	1.89
Feb 28	vs Oklahoma State	9.0	6	2	2	3	16	3	0	1	0	0	0	0	0	5-2	9-0	2	1.90
Mar 01	vs Rice	9.0	8	3	2	3	17	3	0	0	1	0	0	0	0	13-3	10-0	2	1.91
Mar 02	vs Arizona	9.0	6	1	1	4	12	1	1	0	0	0	0	1	0	5-1	11-0	2	1.82
Mar 04	RADFORD	7.0	8	9	5	2	10	2	0	0	0	0	1	2	0	22-9	12-0	2	2.16
Mar 05	XAVIER	9.0	7	1	1	3	13	3	0	1	1	0	4	0	0	13-1	13-0	2	2.06
Mar 07	ST. BONAVENTURE	9.0	0	0	0	4	16	0	0	0	0	0	0	0	0	12-0	14-0	2	1.89
Mar 08	ST. BONAVENTURE	7.0	3	1	1	0	5	2	0	1	0	0	0	0	0	11-1	15-0	2	1.86
Mar 09	ST. BONAVENTURE	7.0	7	2	1	7	13	0	0	0	1	0	1	0	0	13-2	16-0	2	1.83
Mar 11	WEST GEORGIA	9.0	5	2	1	1	6	2	0	0	1	0	1	0	0	4-2	17-0	3	1.77
*Mar 14	FLORIDA	9.0	9	3	3	3	10	0	0	1	1	0	1	2	0	5-3	18-0	4	1.85
*Mar 15	FLORIDA	7.0	5	0	0	1	7	0	0	0	0	0	0	0	0	10-0	19-0	4	1.76
*Mar 16	FLORIDA	9.0	5	4	1	2	11	1	0	0	0	0	3	0	0	7-4	20-0	5	1.72
Mar 18	ETSU	10.0	10	7	6	4	11	0	0	4	0	0	1	2	0	6-7	20-1	5	1.94
*Mar 20	at Alabama	8.0	6	6	5	4	11	2	0	0	0	0	2	0	0	5-6	20-2	5	2.10
*Mar 21	at Alabama	9.0	12	7	6	4	7	0	0	1	1	0	3	1	0	10-7	21-2	6	2.29
*Mar 22	at Alabama	9.0	6	2	1	3	12	1	0	0	0	0	0	0	0	9-2	22-2	6	2.23
Mar 25	QUEENS	9.0	6	3	3	1	18	0	0	1	1	0	2	1	0	14-3	23-2	6	2.26
*Mar 28	at South Carolina	9.0	13	7	7	2	14	2	0	2	1	1	0	0	0	11-7	24-2	6	2.46
*Mar 29	at South Carolina	9.0	11	5	5	2	8	0	0	1	0	0	0	2	0	7-5	25-2	6	2.56
*Mar 30	at South Carolina	9.0	10	2	2	3	5	1	0	0	0	0	2	3	0	7-2	26-2	6	2.54
Apr 01	TENNESSEE TECH	9.0	8	1	1	2	13	2	0	0	0	0	2	1	0	7-1	27-2	6	2.48
*Apr 04	TEXAS A&M	7.0	0	0	0	2	8	0	0	0	0	0	2	1	0	10-0	28-2	6	2.41
*Apr 05	TEXAS A&M	9.0	11	9	8	3	14	1	0	4	2	0	1	0	0	3-9	28-3	6	2.61
*Apr 05	TEXAS A&M	8.0	16	17	17	7	14	0	0	7	0	0	0	0	0	6-17	28-4	6	3.10
Apr 08	ALABAMA STATE	9.0	6	2	2	1	9	1	0	1	0	0	1	1	0	10-2	29-4	6	3.07
*Apr 11	at Ole Miss	9.0	3	2	2	3	14	0	0	1	1	0	0	0	0	3-2	30-4	7	3.03
*Apr 12	at Ole Miss	8.0	9	8	6	6	13	1	0	2	0	0	0	1	0	5-8	30-5	7	3.13
*Apr 13	at Ole Miss	9.0	12	8	5	4	11	2	1	1	3	0	1	0	2	10-8	31-5	7	3.19
Apr 15	BELLARMINE	8.0	5	3	2	5	13	0	0	1	0	0	1	1	0	13-3	32-5	7	3.16
*Apr 18	KENTUCKY	9.0	5	2	2	1	11	1	0	1	0	0	2	0	0	8-2	33-5	7	3.13
*Apr 19	KENTUCKY	9.0	8	4	2	6	10	2	0	0	0	0	1	0	0	1-4	33-6	7	3.10
*Apr 20	KENTUCKY	9.0	11	8	7	3	7	4	0	0	1	0	0	0	0	2-8	33-7	7	3.20
Apr 22	LIPSCOMB	7.0	5	1	1	1	6	0	0	1	0	0	0	1	0	11-1	34-7	7	3.17
*Apr 25	at LSU	8.2	6	6	0	4	8	0	0	1	0	0	0	0	0	3-6	34-8	7	3.09
*Apr 26	at LSU	9.0	4	3	3	4	7	1	0	3	1	0	0	0	0	9-3	35-8	8	3.09
*Apr 27	at LSU	7.2	13	12	12	8	8	4	2	3	0	0	1	0	1	2-12	35-9	8	3.31
Apr 29	NORTHERN KENTUCK	9.0	7	5	5	7	12	2	0	0	1	0	2	0	0	7-5	36-9	9	3.35
*May 02	AUBURN	9.0	8	6	6	3	11	0	0	3	1	0	2	0	0	1-6	36-10	9	3.42
*May 03	AUBURN	11.0	8	4	3	5	10	3	0	0	1	0	0	1	1	5-4	37-10	9	3.39
*May 04	AUBURN	7.0	10	8	8	5	6	1	0	0	3	0	0	1	0	1-8	37-11	9	3.51
May 06	INDIANA STATE	7.0	6	1	1	6	9	2	0	0	2	0	0	1	0	12-1	38-11	9	3.47
*May 09	VANDERBILT	9.0	6	2	2	0	14	1	0	1	0	0	1	1	0	3-2	39-11	10	3.44
*May 10	VANDERBILT	9.0	10	10	9	3	14	2	0	1	0	1	3	1	0	6-10	39-12	10	3.56
*May 11	VANDERBILT	9.0	9	7	6	3	11	0	1	4	0	0	0	0	0	5-7	39-13	10	3.61
May 13	BELMONT	9.0	6	4	4	5	12	2	0	2	1	0	1	0	0	9-4	40-13	10	3.61
Totals		448.1	367	216	180	172	586	60	5	54	34	2	47	27	4	446-216	40-13	10	3.61



2025 Tennessee Baseball
Games Summary for Tennessee (as of May 13, 2025)
(All games)



Score by innings	1	2	3	4	5	6	7	8	9	EX	Total
Tennessee	50	71	46	47	51	71	66	33	10	1	446
Opponents	28	27	21	26	30	22	17	23	21	1	216

Record when ...

Overall	40-13	After 6 leading	37-1
Conference	15-12 trailing	2-12
Non-Conference	25-1 tied	1-0
Home games	29-9	After 7 leading	24-1
Away games	8-4 trailing	1-10
Neutral site	3-0 tied	3-1
Day games	20-6	After 8 leading	24-2
Night games	20-7 trailing	1-8
vs Left starter	13-6 tied	2-0
vs Right starter	27-7		
1-Run games	3-2	Hit 0 home runs	3-4
2-Run games	6-1	... 1 home run	7-6
5+Run games	24-6	... 2+ home runs	30-3
Extra innings	1-1		
Shutouts	4-0	Opponent 0 home runs	19-4
	 1 home run	18-2
Scoring 0-2 runs	0-5 2+ HRs	3-7
..... 3-5 runs	8-5		
..... 6-9 runs	11-3	Made 0 errors	15-4
..... 10+ runs	21-0	... 1 error	15-2
	 2+ errors	10-7
Opponent 0-2 runs	23-0		
..... 3-5 runs	13-1	Opp. made 0 errors	14-8
..... 6-9 runs	4-9 1 error	14-2
..... 10+ runs	0-3 2+ errors	12-3
Scored in 1st inning	17-7	Out-hit opponent	34-3
Opp. scored in 1st	11-7	Out-hit by opponent	5-8
Scores first	28-5	Hits are tied	1-2
Opp. scores first	12-8		

Record when team scores:

Runs	0	1	2	3	4	5	6	7	8	9	10+
W-L	0-0	0-3	0-2	2-2	1-0	5-3	0-3	7-0	1-0	3-0	21-0

Record when opponent scores:

Runs	0	1	2	3	4	5	6	7	8	9	10+
W-L	4-0	10-0	9-0	6-0	4-1	3-0	0-3	2-2	1-3	1-1	0-3

Record when leading after:

Inn.	1	2	3	4	5	6	7	8
W-L	15-5	27-2	30-1	33-0	35-0	37-1	24-1	24-2

Record when trailing after:

Inn.	1	2	3	4	5	6	7	8
W-L	8-3	8-6	6-9	5-10	4-11	2-12	1-10	1-8

Record when tied after:

Inn.	1	2	3	4	5	6	7	8
W-L	17-5	5-5	4-3	2-3	1-2	1-0	3-1	2-0

Current winning streak: 1
Longest winning streak: 20
Longest losing streak: 2

Home attendance : 212618 (38 dates avg = 5595)
Away attendance : 149687 (15 dates avg = 9979)
Total attendance: 362305 (53 dates avg = 6835)



2025 Tennessee Baseball
Season Game Highs for Tennessee (as of May 13, 2025)
(All games)

TEAM GAME HIGHS

Batting

At bats:	41	-	vs Auburn (May 03, 2025)
Runs scored:	29	-	vs UNC Asheville (Feb 18, 2025)
Hits:	18	-	vs UNC Asheville (Feb 18, 2025)
RBIs:	25	-	vs UNC Asheville (Feb 18, 2025)
Doubles:	5	-	vs Northern Kentucky (Apr 29, 2025)
Triples:	1	-	(8 times)
Home runs:	5	-	(4 times)
Total bases:	36	-	vs Radford (Mar 04, 2025)
Walks:	22	-	vs UNC Asheville (Feb 18, 2025)
Strikeouts:	15	-	vs Kentucky (Apr 19, 2025)
Sac hits:	3	-	at Ole Miss (Apr 13, 2025)
Sac flies:	2	-	vs St. Bonaventure (Mar 08, 2025)
	2	-	at South Carolina (Mar 28, 2025)
Stolen bases:	5	-	vs Bellarmine (Apr 15, 2025)
	5	-	vs Northern Kentucky (Apr 29, 2025)
Hit by pitch:	3	-	(4 times)
Caught stealing:	2	-	vs Radford (Mar 04, 2025)
Runners LOB:	16	-	vs Auburn (May 03, 2025)
Hit into DP:	3	-	vs Alabama State (Apr 08, 2025)
	3	-	vs Vanderbilt (May 09, 2025)

Fielding

Putouts:	33	-	vs Auburn (May 03, 2025)
Assists:	17	-	at South Carolina (Mar 30, 2025)
Errors:	4	-	vs Radford (Mar 04, 2025)
	4	-	at Ole Miss (Apr 13, 2025)
Passed balls:	1	-	(6 times)
DPs turned:	3	-	at South Carolina (Mar 30, 2025)

Pitching

Innings pitched:	11.0	-	vs Auburn (May 03, 2025)
Runs allowed:	17	-	vs Texas A&M (Apr 05, 2025)
Earned runs:	17	-	vs Texas A&M (Apr 05, 2025)
Walks allowed:	8	-	at LSU (Apr 27, 2025)
Strikeouts:	20	-	vs Samford (Feb 21, 2025)
Hits allowed:	16	-	vs Texas A&M (Apr 05, 2025)
Doubles allowed:	4	-	vs Kentucky (Apr 20, 2025)
	4	-	at LSU (Apr 27, 2025)
Triples allowed:	2	-	at LSU (Apr 27, 2025)
Homers allowed:	7	-	vs Texas A&M (Apr 05, 2025)
Wild pitches:	3	-	(4 times)
Hit batters:	4	-	vs Xavier (Mar 05, 2025)



2025 Tennessee Baseball
Season Game Highs for Tennessee (as of May 13, 2025)
(All games)

INDIVIDUAL GAME HIGHS

Batting

At bats:	6	-	(7 times)
Runs scored:	5	-	Jay Abernathy vs UNC Asheville (Feb 18, 2025)
	5	-	Dean Curley vs UNC Asheville (Feb 18, 2025)
	5	-	Gavin Kilen vs Rice (Mar 01, 2025 at Houston, Texas)
Hits:	4	-	(4 times)
RBI's:	5	-	(6 times)
Doubles:	2	-	(5 times)
Triples:	1	-	(8 times)
Home runs:	2	-	(11 times)
Total bases:	13	-	Gavin Kilen vs Rice (Mar 01, 2025 at Houston, Texas)
Walks:	4	-	Dean Curley vs UNC Asheville (Feb 18, 2025)
	4	-	Jay Abernathy vs UNC Asheville (Feb 18, 2025)
Strikeouts:	4	-	Stone Lawless at Alabama (Mar 21, 2025)
	4	-	Reese Chapman vs Vanderbilt (May 10, 2025)
Sac hits:	3	-	Ariel Antigua at Ole Miss (Apr 13, 2025)
Sac flies:	1	-	(25 times)
Stolen bases:	4	-	Jay Abernathy vs UNC Asheville (Feb 18, 2025)
Hit by pitch:	3	-	Andrew Fischer vs ETSU (Mar 18, 2025)
Caught stealing:	1	-	(14 times)
Runners LOB:	5	-	(4 times)

Fielding

Putouts:	19	-	Cannon Peebles vs Samford (Feb 21, 2025)
Assists:	7	-	Ariel Antigua at South Carolina (Mar 30, 2025)
Errors:	3	-	Dean Curley vs Radford (Mar 04, 2025)
Passed balls:	1	-	(6 times)

Pitching

Innings pitched:	8.1	-	Liam Doyle at Ole Miss (Apr 11, 2025)
Runs allowed:	6	-	Liam Doyle at Alabama (Mar 20, 2025)
	6	-	Nate Snead at LSU (Apr 25, 2025)
Earned runs:	5	-	(4 times)
Walks allowed:	4	-	Liam Doyle at Alabama (Mar 20, 2025)
	4	-	Marcus Phillips vs Kentucky (Apr 19, 2025)
	4	-	Marcus Phillips at LSU (Apr 26, 2025)
Strikeouts:	14	-	Liam Doyle vs Samford (Feb 21, 2025)
	14	-	Liam Doyle at Ole Miss (Apr 11, 2025)
Hits allowed:	9	-	Liam Doyle at South Carolina (Mar 28, 2025)
Doubles allowed:	2	-	(9 times)
Triples allowed:	1	-	(5 times)
Homers allowed:	3	-	Marcus Phillips vs Texas A&M (Apr 05, 2025)
	3	-	Brayden Sharp vs Texas A&M (Apr 05, 2025)
Wild pitches:	3	-	Nate Snead vs Samford (Feb 22, 2025)
	3	-	Nate Snead at Ole Miss (Apr 13, 2025)
Hit batters:	2	-	(7 times)



2025 Tennessee Baseball
Batting Leaders for Tennessee (as of May 13, 2025)
(All games)



Hitting minimums - 1 Games 1 AB 2.0 AB/Game 1 TPA
Pitching minimums - 1 Games 5 IP 1 BF 1.0 IP/Game

Batting avg		Slugging pct		On base pct	
1. 9 Hunter Ensley	.368	1. 11 Andrew Fischer	.760	1. 11 Andrew Fischer	.494
2. 6 Gavin Kilen	.365	2. 6 Gavin Kilen	.737	2. 6 Gavin Kilen	.454
3. 16 Dalton Bargo	.327	3. 16 Dalton Bargo	.660	3. 9 Hunter Ensley	.444
4. 11 Andrew Fischer	.317	4. 9 Hunter Ensley	.611	4. 16 Dalton Bargo	.420
5. 1 Dean Curley	.299	5. 13 Reese Chapman	.545	5. 1 Dean Curley	.418
Runs scored		Hits		Runs batted in	
1. 11 Andrew Fischer	58	1. 9 Hunter Ensley	70	1. 9 Hunter Ensley	59
2. 1 Dean Curley	57	2. 1 Dean Curley	60	2. 11 Andrew Fischer	52
3. 6 Gavin Kilen	47	3. 6 Gavin Kilen	57	3. 13 Reese Chapman	43
4. 16 Dalton Bargo	41	4. 11 Andrew Fischer	53	4. 1 Dean Curley	39
5. 9 Hunter Ensley	39	5. 2 tied at.....	50	5. 6 Gavin Kilen	36
Doubles		Triples		Home runs	
1. 9 Hunter Ensley	16	1. 6 Gavin Kilen	3	1. 11 Andrew Fischer	21
2. 16 Dalton Bargo	13	2. 13 Reese Chapman	2	2. 6 Gavin Kilen	14
3. 11 Andrew Fischer	11	3. 27 Stone Lawless	1	3. 16 Dalton Bargo	12
4. 6 Gavin Kilen	10	16 Dalton Bargo	1	4. 13 Reese Chapman	11
5. 13 Reese Chapman	9	1 Dean Curley	1	1 Dean Curley	11
Total bases		Walks		Hit by pitch	
1. 11 Andrew Fischer	127	1. 11 Andrew Fischer	54	1. 11 Andrew Fischer	8
2. 9 Hunter Ensley	116	2. 1 Dean Curley	35	2. 1 Dean Curley	7
3. 6 Gavin Kilen	115	3. 30 Levi Clark	27	3. 4 Manny Marin	6
4. 1 Dean Curley	101	4. 6 Gavin Kilen	24	9 Hunter Ensley	6
16 Dalton Bargo	101	5. 9 Hunter Ensley	23	5. 4 tied at....	4
Sac bunts		Sac flies		Stolen bases	
1. 2 Ariel Antigua	5	1. 11 Andrew Fischer	4	1. 8 Jay Abernathy	8
2. 13 Reese Chapman	3	9 Hunter Ensley	4	2. 1 Dean Curley	7
3. 8 Jay Abernathy	2	3. 4 Manny Marin	3	3. 6 Gavin Kilen	6
4. 3 tied at.....	1	4. 5 tied at....	2	4. 9 Hunter Ensley	5
				5. 11 Andrew Fischer	4
Caught stealing		Steal attempts		Stolen base pct	
1. 1 Dean Curley	3	1. 8 Jay Abernathy	11	1. 11 Andrew Fischer	1.000
8 Jay Abernathy	3	2. 1 Dean Curley	10	2. 9 Hunter Ensley	.833
3. 6 Gavin Kilen	2	3. 6 Gavin Kilen	8	3. 6 Gavin Kilen	.750
16 Dalton Bargo	2	4. 9 Hunter Ensley	6	4. 1 Dean Curley	.700
5. 4 tied at.....	1	5. 16 Dalton Bargo	5	5. 4 Manny Marin	.667
Strikeouts		Grounded into DP		Total plate appearances	
1. 13 Reese Chapman	57	1. 1 Dean Curley	6	1. 1 Dean Curley	244
2. 16 Dalton Bargo	45	6 Gavin Kilen	6	2. 11 Andrew Fischer	233
3. 1 Dean Curley	39	3. 9 Hunter Ensley	5	3. 9 Hunter Ensley	223
4. 9 Hunter Ensley	34	4. 8 Jay Abernathy	4	4. 13 Reese Chapman	200
5. 11 Andrew Fischer	33	5. 2 tied at.....	2	5. 6 Gavin Kilen	185
At bats		Games played		Game starts	
1. 1 Dean Curley	201	1. 11 Andrew Fischer	53	1. 1 Dean Curley	53
2. 9 Hunter Ensley	190	1 Dean Curley	53	11 Andrew Fischer	53
3. 13 Reese Chapman	176	3. 9 Hunter Ensley	52	3. 13 Reese Chapman	52
4. 11 Andrew Fischer	167	13 Reese Chapman	52	9 Hunter Ensley	52
5. 6 Gavin Kilen	156	5. 16 Dalton Bargo	51	5. 16 Dalton Bargo	42
Games as sub					
1. 2 Ariel Antigua	24				
2. 8 Jay Abernathy	20				
3. 20 Colby Backus	18				
10 Chris Newstrom	18				
5. 2 tied at.....	15				



2025 Tennessee Baseball
Pitching Leaders for Tennessee (as of May 13, 2025)
(All games)



Hitting minimums - 1 Games 1 AB 2.0 AB/Game 1 TPA
Pitching minimums - 1 Games 5 IP 1 BF 1.0 IP/Game

Earned run avg		Opposing bat avg		Won-loss pct	
1. 12 Liam Doyle	2.17	1. 12 Liam Doyle	.145	1. 12 Liam Doyle	.818
2. 23 Marcus Phillips	3.55	2. 23 Marcus Phillips	.218	2. 23 Marcus Phillips	.429
Wins		Losses		Saves	
1. 12 Liam Doyle	9	1. 23 Marcus Phillips	4	1. 7 Nate Snead	5
2. 37 Dylan Loy	4	2. 50 Tanner Franklin	2	2. 50 Tanner Franklin	2
3. 4 tied at.....	3	12 Liam Doyle	2	37 Dylan Loy	2
		21 Tegan Kuhns	2	4. 28 Ryan Combs	1
		5. 3 tied at....	1		
Innings pitched		Batters struck out		Appearances	
1. 12 Liam Doyle	74.2	1. 12 Liam Doyle	127	1. 37 Dylan Loy	25
2. 23 Marcus Phillips	63.1	2. 23 Marcus Phillips	77	2. 18 Austin Breedlove	22
		3. 50 Tanner Franklin	44	25 Brandon Arvidson	22
		4. 25 Brandon Arvidson	42	4. 50 Tanner Franklin	21
		5. 21 Tegan Kuhns	36	5. 7 Nate Snead	19
Games started		Games finished		Games in relief	
1. 23 Marcus Phillips	13	1. 7 Nate Snead	11	1. 37 Dylan Loy	25
12 Liam Doyle	13	2. 37 Dylan Loy	7	2. 25 Brandon Arvidson	20
3. 21 Tegan Kuhns	8	50 Tanner Franklin	7	50 Tanner Franklin	20
4. 33 AJ Russell	5	4. 34 Brayden Krenzel	6	18 Austin Breedlove	20
5. 35 Michael Sharman	3	5. 28 Ryan Combs	4	5. 7 Nate Snead	18
Wild pitches		Balks		Hit batters	
1. 7 Nate Snead	10	1. 12 Liam Doyle	1	1. 12 Liam Doyle	8
2. 25 Brandon Arvidson	5	25 Brandon Arvidson	1	2. 23 Marcus Phillips	6
3. 23 Marcus Phillips	3			3. 31 Austin Hunley	4
18 Austin Breedlove	3			50 Tanner Franklin	4
5. 5 tied at....	2			5. 4 tied at.....	3
Intentional BB allowed		Runners picked off		Batters SO out looking	
1. 34 Brayden Krenzel	1	1. 35 Michael Sharman	2	1. 12 Liam Doyle	33
7 Nate Snead	1	2. 50 Tanner Franklin	1	2. 23 Marcus Phillips	22
12 Liam Doyle	1	5 Cannon Peebles	1	3. 50 Tanner Franklin	16
35 Michael Sharman	1			4. 7 Nate Snead	13
				5. 21 Tegan Kuhns	12
Sac bunts allowed		Sac flies allowed		Hits allowed	
1. 35 Michael Sharman	3	1. 7 Nate Snead	3	1. 12 Liam Doyle	37
2. 19 Andrew Behnke	2	2. 23 Marcus Phillips	1	2. 23 Marcus Phillips	52
3. 5 tied at.....	1	37 Dylan Loy	1		
Runs allowed		Earned runs allowed		Walks allowed	
1. 12 Liam Doyle	19	1. 12 Liam Doyle	18	1. 23 Marcus Phillips	23
2. 23 Marcus Phillips	31	2. 23 Marcus Phillips	25	12 Liam Doyle	23
Doubles allowed		Triples allowed		Home runs allowed	
1. 12 Liam Doyle	6	1. 23 Marcus Phillips	0	1. 12 Liam Doyle	6
2. 23 Marcus Phillips	10	12 Liam Doyle	0	2. 23 Marcus Phillips	9



2025 Tennessee Baseball
Miscellaneous Stats for Tennessee (as of May 13, 2025)
(All games)



Multiple Hit Games	2	3	4	5+	Total
9 Hunter Ensley	17	1	3	-	21
1 Dean Curley	16	3	-	-	19
6 Gavin Kilen	12	5	1	-	18
16 Dalton Bargo	15	2	-	-	17
11 Andrew Fischer	13	2	-	-	15
13 Reese Chapman	11	1	-	-	12
5 Cannon Peebles	7	2	-	-	9
4 Manny Marin	7	1	-	-	8
10 Chris Newstrom	4	1	-	-	5
8 Jay Abernathy	4	1	-	-	5
30 Levi Clark	2	3	-	-	5
27 Stone Lawless	4	-	-	-	4
14 Blake Grimmer	3	-	-	-	3
2 Ariel Antigua	-	1	-	-	1
TEAM	115	23	4	0	142

Multiple RBI Games	2	3	4	5+	Total
9 Hunter Ensley	11	6	1	-	18
11 Andrew Fischer	5	7	1	1	14
13 Reese Chapman	7	4	1	1	13
1 Dean Curley	10	1	-	1	12
5 Cannon Peebles	7	1	1	1	10
6 Gavin Kilen	3	1	4	-	8
16 Dalton Bargo	5	2	-	1	8
30 Levi Clark	2	3	2	-	7
27 Stone Lawless	5	-	1	-	6
14 Blake Grimmer	1	1	1	1	4
10 Chris Newstrom	1	2	1	-	4
2 Ariel Antigua	2	1	-	-	3
4 Manny Marin	2	-	1	-	3
15 Hunter High	-	1	-	-	1
8 Jay Abernathy	1	-	-	-	1
TEAM	62	30	14	6	112

Hitting Streaks	Longest	Current
13 Reese Chapman	15	1
9 Hunter Ensley	13	7
16 Dalton Bargo	11	4
6 Gavin Kilen	9	1
30 Levi Clark	9	5
11 Andrew Fischer	7	3
1 Dean Curley	6	-
10 Chris Newstrom	5	-
27 Stone Lawless	4	1
14 Blake Grimmer	4	4
4 Manny Marin	4	-
5 Cannon Peebles	4	-
8 Jay Abernathy	3	-
20 Colby Backus	2	-
2 Ariel Antigua	2	-
15 Hunter High	1	1

Reached Base Streaks	Longest	Current
11 Andrew Fischer	53	53
9 Hunter Ensley	31	7
6 Gavin Kilen	21	3
16 Dalton Bargo	17	5
8 Jay Abernathy	15	-
13 Reese Chapman	15	1
1 Dean Curley	13	5
30 Levi Clark	12	8
5 Cannon Peebles	11	1
4 Manny Marin	9	-
27 Stone Lawless	8	3
10 Chris Newstrom	6	-
14 Blake Grimmer	5	5
2 Ariel Antigua	4	-
20 Colby Backus	3	3
15 Hunter High	2	2
46 Brayden Sharp	1	1



2025 Tennessee Baseball
Miscellaneous Stats for Tennessee (as of May 13, 2025)
(All games)



Starting Lineup By Position
(Team W-L record when starter)

PITCHER:		
23 Marcus Phillips	13	(9-4)
12 Liam Doyle	13	(10-3)
21 Tegan Kuhns	8	(5-3)
33 AJ Russell	5	(3-2)
35 Michael Sharman	3	(3-0)
18 Austin Breedlove	2	(1-1)
25 Brandon Arvidson	2	(2-0)
34 Brayden Krenzel	2	(2-0)
17 Thomas Crabtree	2	(2-0)
50 Tanner Franklin	1	(1-0)
44 Nic Abraham	1	(1-0)
7 Nate Snead	1	(1-0)
CATCHER:		
5 Cannon Peebles	34	(23-11)
27 Stone Lawless	19	(17-2)
FIRST BASE:		
11 Andrew Fischer	48	(36-12)
30 Levi Clark	2	(2-0)
1 Dean Curley	1	(0-1)
27 Stone Lawless	1	(1-0)
16 Dalton Bargo	1	(1-0)
SECOND BASE:		
6 Gavin Kilen	24	(21-3)
1 Dean Curley	15	(8-7)
4 Manny Marin	10	(7-3)
10 Chris Newstrom	2	(2-0)
2 Ariel Antigua	1	(1-0)
8 Jay Abernathy	1	(1-0)
THIRD BASE:		
4 Manny Marin	19	(15-4)
1 Dean Curley	15	(13-2)
16 Dalton Bargo	15	(9-6)
11 Andrew Fischer	4	(3-1)
SHORTSTOP:		
1 Dean Curley	20	(18-2)
2 Ariel Antigua	19	(14-5)
6 Gavin Kilen	10	(6-4)
4 Manny Marin	4	(2-2)
LEFT FIELD:		
8 Jay Abernathy	21	(18-3)
16 Dalton Bargo	21	(15-6)
10 Chris Newstrom	8	(6-2)
30 Levi Clark	3	(1-2)
CENTER FIELD:		
9 Hunter Ensley	52	(39-13)
8 Jay Abernathy	1	(1-0)
RIGHT FIELD:		
13 Reese Chapman	52	(40-12)
10 Chris Newstrom	1	(0-1)
DESIGNATED HITTER:		
30 Levi Clark	22	(18-4)
14 Blake Grimmer	8	(7-1)
6 Gavin Kilen	6	(3-3)
16 Dalton Bargo	5	(4-1)
8 Jay Abernathy	4	(3-1)
5 Cannon Peebles	3	(3-0)
1 Dean Curley	2	(1-1)
10 Chris Newstrom	2	(0-2)
11 Andrew Fischer	1	(1-0)

Starting Lineup By Lineup Spot
(Team W-L record when starter)

LEADOFF:		
1 Dean Curley	43	(34-9)
6 Gavin Kilen	9	(5-4)
9 Hunter Ensley	1	(1-0)
2ND SPOT:		
6 Gavin Kilen	31	(25-6)
16 Dalton Bargo	7	(5-2)
11 Andrew Fischer	5	(3-2)
1 Dean Curley	4	(2-2)
14 Blake Grimmer	3	(3-0)
8 Jay Abernathy	3	(2-1)
3RD SPOT:		
9 Hunter Ensley	40	(32-8)
11 Andrew Fischer	13	(8-5)
CLEANUP:		
11 Andrew Fischer	35	(29-6)
9 Hunter Ensley	11	(6-5)
16 Dalton Bargo	5	(3-2)
30 Levi Clark	1	(1-0)
1 Dean Curley	1	(1-0)
5TH SPOT:		
30 Levi Clark	16	(14-2)
16 Dalton Bargo	15	(10-5)
13 Reese Chapman	9	(5-4)
5 Cannon Peebles	6	(6-0)
1 Dean Curley	5	(3-2)
27 Stone Lawless	1	(1-0)
4 Manny Marin	1	(1-0)
6TH SPOT:		
13 Reese Chapman	30	(25-5)
30 Levi Clark	7	(4-3)
4 Manny Marin	6	(5-1)
16 Dalton Bargo	4	(3-1)
5 Cannon Peebles	3	(2-1)
27 Stone Lawless	1	(1-0)
14 Blake Grimmer	1	(0-1)
8 Jay Abernathy	1	(0-1)
7TH SPOT:		
4 Manny Marin	15	(12-3)
5 Cannon Peebles	13	(10-3)
13 Reese Chapman	7	(4-3)
10 Chris Newstrom	5	(3-2)
16 Dalton Bargo	4	(3-1)
27 Stone Lawless	3	(3-0)
8 Jay Abernathy	2	(2-0)
14 Blake Grimmer	2	(2-0)
30 Levi Clark	2	(1-1)
8TH SPOT:		
5 Cannon Peebles	13	(8-5)
27 Stone Lawless	12	(11-1)
8 Jay Abernathy	10	(9-1)
4 Manny Marin	7	(4-3)
2 Ariel Antigua	3	(2-1)
16 Dalton Bargo	3	(1-2)
10 Chris Newstrom	2	(2-0)
30 Levi Clark	1	(1-0)
14 Blake Grimmer	1	(1-0)
13 Reese Chapman	1	(1-0)
9TH SPOT:		
2 Ariel Antigua	17	(13-4)
8 Jay Abernathy	11	(10-1)
10 Chris Newstrom	6	(3-3)
13 Reese Chapman	5	(5-0)
4 Manny Marin	4	(2-2)
16 Dalton Bargo	4	(4-0)



STARTERS SUMMARY

[illegible]



2025 Tennessee Baseball Individual Career History



Jay Abernathy

Year	avg	gp-gs	ab	r	h	2b	3b	hr	rbi	tb	slg%	bb	hbp	so	gdp	ob%	sf	sh	sb-att	po	a	e	fld%
2025	.277	47-27	101	34	28	3	0	0	9	31	.307	22	1	21	4	.408	1	2	8-11	37	6	2	.956
TOTAL	.277	47-27	101	34	28	3	0	0	9	31	.307	22	1	21	4	.408	1	2	8-11	37	6	2	.956

SINGLE-GAME HIGHS [all-time ranking]:

Hits: 3, at Alabama, Mar 20, 2025

Doubles: 1, Texas A&M, Apr 04, 2025; Samford, Feb 22, 2025; at South Carolina, Mar 28, 2025

Total bases: 3, Samford, Feb 22, 2025; at Alabama, Mar 20, 2025; at South Carolina, Mar 28, 2025

RBI: 2, North Alabama, Feb 25, 2025

Runs scored: 5 [t-1st], UNC Asheville, Feb 18, 2025

Walks: 4 [t-1st], UNC Asheville, Feb 18, 2025

Hit by pitch: 1, Indiana State, May 06, 2025

Struck out: 3, at Alabama, Mar 22, 2025

Sac flies: 1 [t-5th], UNC Asheville, Feb 18, 2025

Sac bunts: 1 [t-9th], Florida, Mar 15, 2025; at South Carolina, Mar 28, 2025

At bats: 5, Bellarmine, Apr 15, 2025; at Alabama, Mar 20, 2025; at Alabama, Mar 22, 2025

Stolen bases: 4 [2nd], UNC Asheville, Feb 18, 2025

Caught stealing: 1 [t-1st], Alabama State, Apr 08, 2025; at LSU, Apr 27, 2025; at Alabama, Mar 20, 2025

Field chances: 4, Alabama State, Apr 08, 2025; Florida, Mar 15, 2025

Putouts: 3, Alabama State, Apr 08, 2025; Florida, Mar 15, 2025; at Alabama, Mar 21, 2025

Assists: 1, 6 times

Nic Abraham

Year	avg	gp-gs	ab	r	h	2b	3b	hr	rbi	tb	slg%	bb	hbp	so	gdp	ob%	sf	sh	sb-att	po	a	e	fld%
2025	.000	0-0	0	0	0	0	0	0	0	0	.000	0	0	0	0	.000	0	0	0-0	0	1	1	.500
TOTAL	.000	0-0	0	0	0	0	0	0	0	0	.000	0	0	0	0	.000	0	0	0-0	0	1	1	.500

Year	era	w-l	app	gs	cg	sho	sv	ip	h	r	er	bb	so	2b	3b	hr	bf	bavg	wp	hbp	bk	sfa	sha
2025	8.31	1-0	6	1	0	0/0	0	4.1	9	7	4	1	4	1	0	0	25	.375	0	0	0	0	0
TOTAL	8.31	1-0	6	1	0	0/0	0	4.1	9	7	4	1	4	1	0	0	25	.375	0	0	0	0	0

SINGLE-GAME HIGHS [all-time ranking]:

Innings pitched: 1.1, UNC Asheville, Feb 18, 2025

Walks allowed: 1, Radford, Mar 04, 2025

Strikeouts: 2, vs Rice, Mar 01, 2025

Batters faced: 6, UNC Asheville, Feb 18, 2025

Field chances: 1, Alabama State, Apr 08, 2025; vs Rice, Mar 01, 2025

Assists: 1, Alabama State, Apr 08, 2025



2025 Tennessee Baseball Individual Career History



Ariel Antigua

Year	avg	gp-gs	ab	r	h	2b	3b	hr	rbi	tb	slg%	bb	hbp	so	gdp	ob%	sf	sh	sb-att	po	a	e	fld%
2024	.217	40-6	23	4	5	2	0	0	4	7	.304	2	0	9	1	.280	0	0	0-0	10	29	2	.951
2025	.197	44-20	71	14	14	1	0	0	11	15	.211	9	3	10	0	.310	1	5	3-3	33	73	6	.946
TOTAL	.202	84-26	94	18	19	3	0	0	15	22	.234	11	3	19	1	.303	1	5	3-3	43	102	8	.948

SINGLE-GAME HIGHS [all-time ranking]:

Hits: 3, Bellarmine, Apr 16, 2024; at Alabama, Mar 22, 2025

Doubles: 1, Alabama A&M, Apr 09, 2024; Bellarmine, Apr 16, 2024; at Alabama, Mar 22, 2025

Total bases: 4, Bellarmine, Apr 16, 2024; at Alabama, Mar 22, 2025

RBI: 3, Alabama A&M, Apr 09, 2024; at South Carolina, Mar 28, 2025

Runs scored: 2, at Alabama, Mar 22, 2025

Walks: 1, 11 times

Hit by pitch: 2 [t-3rd], at LSU, Apr 26, 2025

Struck out: 2, at Alabama, Mar 21, 2025; vs Vanderbilt, May 25, 2024

Sac flies: 1 [t-5th], at South Carolina, Mar 28, 2025

Sac bunts: 3 [1st], at Ole Miss, Apr 13, 2025

At bats: 5, Bellarmine, Apr 16, 2024; Xavier, Mar 05, 2025; Queens, Mar 25, 2025

Stolen bases: 1, at LSU, Apr 26, 2025; at South Carolina, Mar 28, 2025; at South Carolina, Mar 30, 2025

Field chances: 11, at South Carolina, Mar 30, 2025

Putouts: 4, Tennessee Tech, Apr 01, 2025

Assists: 9 [t-1st], Tennessee Tech, Mar 26, 2024

Brandon Arvidson

Year	avg	gp-gs	ab	r	h	2b	3b	hr	rbi	tb	slg%	bb	hbp	so	gdp	ob%	sf	sh	sb-att	po	a	e	fld%
2025	.000	0-0	0	0	0	0	0	0	0	0	.000	0	0	0	0	.000	0	0	0-0	0	1	0	1.000
TOTAL	.000	0-0	0	0	0	0	0	0	0	0	.000	0	0	0	0	.000	0	0	0-0	0	1	0	1.000

Year	era	w-l	app	gs	cg	sho	sv	ip	h	r	er	bb	so	2b	3b	hr	bf	bavg	wp	hbp	bk	sfa	sha
2025	5.09	2-0	22	2	0	0/1	0	23.0	18	17	13	16	42	2	0	3	105	.205	5	1	1	0	0
TOTAL	5.09	2-0	22	2	0	0/1	0	23.0	18	17	13	16	42	2	0	3	105	.205	5	1	1	0	0

SINGLE-GAME HIGHS [all-time ranking]:

Innings pitched: 2.0, 5 times

Walks allowed: 3, at LSU, Apr 27, 2025

Strikeouts: 4, Texas A&M, Apr 05, 2025; UNC Asheville, Feb 18, 2025; Queens, Mar 25, 2025

Batters faced: 10, at Ole Miss, Apr 12, 2025; UNC Asheville, Feb 18, 2025

Field chances: 1, Texas A&M, Apr 05, 2025

Assists: 1, Texas A&M, Apr 05, 2025

Runners CS: 1, Florida, Mar 16, 2025



2025 Tennessee Baseball Individual Career History



Colby Backus

Year	avg	gp-gs	ab	r	h	2b	3b	hr	rbi	tb	slg%	bb	hbp	so	gdp	ob%	sf	sh	sb-att	po	a	e	fld%
2024	.387	28-5	31	16	12	3	0	5	12	30	.968	6	1	13	0	.500	0	0	2-2	11	1	0	1.000
2025	.200	18-0	15	6	3	2	0	0	1	5	.333	2	1	6	1	.333	0	0	1-1	7	0	0	1.000
TOTAL	.326	46-5	46	22	15	5	0	5	13	35	.761	8	2	19	1	.446	0	0	3-3	18	1	0	1.000

SINGLE-GAME HIGHS [all-time ranking]:

Hits: 2, Bellarmine, Apr 16, 2024; Belmont, May 14, 2024

Doubles: 1, 5 times

Home runs: 1, 5 times

Total bases: 5, Bellarmine, Apr 16, 2024; Belmont, May 14, 2024

RBI: 3, Alabama A&M, Apr 09, 2024; ETSU, Feb 21, 2024

Runs scored: 3, Alabama A&M, Apr 09, 2024

Walks: 2, Alabama A&M, Apr 09, 2024

Hit by pitch: 1, Illinois, Mar 09, 2024; Belmont, May 13, 2025

Struck out: 2, 4 times

At bats: 4, Western Carolina, Apr 23, 2024

Stolen bases: 2, Alabama A&M, Apr 09, 2024

Field chances: 3, at Kentucky, Apr 21, 2024

Putouts: 3, at Kentucky, Apr 21, 2024

Assists: 1, Alabama A&M, Apr 09, 2024

Dalton Bargo

Year	avg	gp-gs	ab	r	h	2b	3b	hr	rbi	tb	slg%	bb	hbp	so	gdp	ob%	sf	sh	sb-att	po	a	e	fld%
2023*	.279	50-45	165	25	46	6	3	5	23	73	.442	19	9	44	1	.379	2	0	0-0	0	0	0	.000
2024	.280	50-27	107	27	30	5	0	8	27	59	.551	12	5	37	1	.373	2	0	2-3	14	7	0	1.000
2025	.327	51-42	153	41	50	13	1	12	34	101	.660	22	4	45	1	.420	2	1	3-5	48	24	6	.923
TOTAL	.308	101-69	260	68	80	18	1	20	61	160	.615	34	9	82	2	.401	4	1	5-8	62	31	6	.939
All*	.296	151-114	425	93	126	24	4	25	84	233	.548	53	18	126	3	.392	6	1	5-8	62	31	6	.939

* Statistics from prior team/school

SINGLE-GAME HIGHS [all-time ranking]:

Hits: 3, 4 times

Doubles: 1, 18 times

Triples: 1 [t-1st], at Alabama, Mar 22, 2025

Home runs: 2 [t-5th], at Auburn, Apr 06, 2024; UNC Asheville, Feb 18, 2025; Evansville, Jun 09, 2024

Total bases: 9, UNC Asheville, Feb 18, 2025

RBI: 5, UNC Asheville, Feb 18, 2025

Runs scored: 4 [t-5th], UNC Asheville, Feb 18, 2025; Illinois, Mar 09, 2024

Walks: 3 [t-6th], Illinois, Mar 09, 2024

Hit by pitch: 1, 9 times

Struck out: 4 [t-1st], at Auburn, Apr 05, 2024

Sac flies: 1 [t-5th], 4 times

Sac bunts: 1 [t-9th], Auburn, May 03, 2025

At bats: 5, 9 times

Stolen bases: 1, 5 times

Caught stealing: 1 [t-1st], Lipscomb, Apr 22, 2025; UAlbany, Feb 25, 2024; Belmont, May 13, 2025

Field chances: 5, UNC Asheville, Feb 18, 2025; West Georgia, Mar 11, 2025

Putouts: 5, UNC Asheville, Feb 18, 2025

Assists: 3, Texas A&M, Apr 05, 2025; Kentucky, Apr 19, 2025; St. Bonaventure, Mar 07, 2025



2025 Tennessee Baseball Individual Career History



Andrew Behnke

Year	avg	gp-gs	ab	r	h	2b	3b	hr	rbi	tb	slg%	bb	hbp	so	gdp	ob%	sf	sh	sb-att	po	a	e	fld%
2023	.000	0-0	0	0	0	0	0	0	0	0	.000	0	0	0	0	.000	0	0	0-0	0	2	0	1.000
2024	.000	0-0	0	0	0	0	0	0	0	0	.000	0	0	0	0	.000	0	0	0-0	0	1	0	1.000
2025	.000	0-0	0	0	0	0	0	0	0	0	.000	0	0	0	0	.000	0	0	0-0	0	4	0	1.000
TOTAL	.000	0-0	0	0	0	0	0	0	0	0	.000	0	0	0	0	.000	0	0	0-0	0	7	0	1.000

Year	era	w-l	app	gs	cg	sho	sv	ip	h	r	er	bb	so	2b	3b	hr	bf	bavg	wp	hbp	bk	sfa	sha
2023	0.00	0-0	6	0	0	0/0	0	5.2	2	0	0	4	10	0	0	0	24	.100	0	0	0	0	0
2024	3.54	3-1	23	0	0	0/1	0	28.0	23	11	11	9	39	1	0	6	123	.213	2	4	0	0	2
2025	5.40	2-0	12	0	0	0/0	0	10.0	9	6	6	3	5	1	0	3	42	.265	1	3	0	0	2
TOTAL	3.50	5-1	41	0	0	0/1	0	43.2	34	17	17	16	54	2	0	9	189	.210	3	7	0	0	4

SINGLE-GAME HIGHS [all-time ranking]:

Innings pitched: 3.1, at Indiana, Jun 01, 2024

Walks allowed: 2, 5 times

Strikeouts: 5, UNC Asheville, Feb 20, 2024

Batters faced: 15, at Indiana, Jun 01, 2024

Field chances: 2, Austin Peay, May 09, 2023

Assists: 2, Austin Peay, May 09, 2023

Runners CS: 1, Kentucky, Apr 19, 2025; Belmont, May 13, 2025

Austin Breedlove

Year	avg	gp-gs	ab	r	h	2b	3b	hr	rbi	tb	slg%	bb	hbp	so	gdp	ob%	sf	sh	sb-att	po	a	e	fld%
2025	.000	0-0	0	0	0	0	0	0	0	0	.000	0	0	0	0	.000	0	0	0-0	0	1	2	.333
TOTAL	.000	0-0	0	0	0	0	0	0	0	0	.000	0	0	0	0	.000	0	0	0-0	0	1	2	.333

Year	era	w-l	app	gs	cg	sho	sv	ip	h	r	er	bb	so	2b	3b	hr	bf	bavg	wp	hbp	bk	sfa	sha
2025	3.32	3-0	22	2	0	0/0	0	21.2	18	9	8	7	28	2	0	0	88	.228	3	2	0	0	0
TOTAL	3.32	3-0	22	2	0	0/0	0	21.2	18	9	8	7	28	2	0	0	88	.228	3	2	0	0	0

SINGLE-GAME HIGHS [all-time ranking]:

Innings pitched: 3.0, Lipscomb, Apr 22, 2025; Xavier, Mar 05, 2025

Walks allowed: 3, Belmont, May 13, 2025

Strikeouts: 4, Lipscomb, Apr 22, 2025

Batters faced: 10, Lipscomb, Apr 22, 2025; Xavier, Mar 05, 2025

Field chances: 1, Hofstra, Feb 16, 2025; West Georgia, Mar 11, 2025; Vanderbilt, May 10, 2025

Assists: 1, Hofstra, Feb 16, 2025

Runners CS: 1, Lipscomb, Apr 22, 2025; Belmont, May 13, 2025



2025 Tennessee Baseball Individual Career History



Reese Chapman

Year	avg	gp-gs	ab	r	h	2b	3b	hr	rbi	tb	slg%	bb	hbp	so	gdp	ob%	sf	sh	sb-att	po	a	e	fld%
2023	.263	15-2	19	7	5	0	0	2	7	11	.579	3	2	3	1	.417	0	0	1-1	4	0	0	1.000
2024	.274	50-32	106	22	29	5	0	7	31	55	.519	17	7	38	3	.398	3	1	2-2	33	0	1	.971
2025	.284	52-52	176	36	50	9	2	11	43	96	.545	15	4	57	0	.350	2	3	1-2	67	7	0	1.000
TOTAL	.279	117-86	301	65	84	14	2	20	81	162	.538	35	13	98	4	.373	5	4	4-5	104	7	1	.991

SINGLE-GAME HIGHS [all-time ranking]:

Hits: 4 [t-5th], Tennessee Tech, Mar 26, 2024

Doubles: 2 [t-3rd], Illinois, Mar 09, 2024

Triples: 1 [t-1st], Bellarmine, Apr 15, 2025; at South Carolina, Mar 28, 2025

Home runs: 2 [t-5th], Bellarmine, Apr 16, 2024

Total bases: 8, Bellarmine, Apr 16, 2024; Illinois, Mar 09, 2024; Tennessee Tech, Mar 26, 2024

RBI: 6 [t-8th], Illinois, Mar 09, 2024

Runs scored: 3, at Auburn, Apr 07, 2024; Bellarmine, Apr 16, 2024; Bellarmine, Apr 25, 2023

Walks: 2, 6 times

Hit by pitch: 1, 13 times

Struck out: 4 [t-1st], at Indiana, Jun 01, 2024; Vanderbilt, May 10, 2025

Sac flies: 1 [t-5th], 5 times

Sac bunts: 1 [t-9th], 4 times

At bats: 5, 8 times

Stolen bases: 1, 4 times

Caught stealing: 1 [t-1st], at Alabama, Mar 21, 2025

Field chances: 6, at Florida, May 03, 2024

Putouts: 6, at Florida, May 03, 2024

Assists: 1, 7 times

Levi Clark

Year	avg	gp-gs	ab	r	h	2b	3b	hr	rbi	tb	slg%	bb	hbp	so	gdp	ob%	sf	sh	sb-att	po	a	e	fld%
2025	.322	39-27	90	22	29	8	0	8	29	61	.678	27	4	26	2	.488	2	0	1-1	25	3	1	.966
TOTAL	.322	39-27	90	22	29	8	0	8	29	61	.678	27	4	26	2	.488	2	0	1-1	25	3	1	.966

SINGLE-GAME HIGHS [all-time ranking]:

Hits: 3, Hofstra, Feb 15, 2025; Radford, Mar 04, 2025; Xavier, Mar 05, 2025

Doubles: 1, 8 times

Home runs: 1, 8 times

Total bases: 7, Hofstra, Feb 15, 2025

RBI: 4, UNC Asheville, Feb 18, 2025; Samford, Feb 22, 2025

Runs scored: 3, Hofstra, Feb 15, 2025; UNC Asheville, Feb 18, 2025

Walks: 3 [t-6th], North Alabama, Feb 25, 2025; St. Bonaventure, Mar 08, 2025

Hit by pitch: 1, 4 times

Struck out: 3, at Alabama, Mar 21, 2025

Sac flies: 1 [t-5th], Alabama State, Apr 08, 2025; Hofstra, Feb 16, 2025

At bats: 4, 9 times

Stolen bases: 1, St. Bonaventure, Mar 07, 2025

Field chances: 6, Radford, Mar 04, 2025; Queens, Mar 25, 2025

Putouts: 5, Queens, Mar 25, 2025

Assists: 1, Radford, Mar 04, 2025; Queens, Mar 25, 2025; Indiana State, May 06, 2025



2025 Tennessee Baseball Individual Career History



Ryan Combs

Year	avg	gp-gs	ab	r	h	2b	3b	hr	rbi	tb	slg%	bb	hbp	so	gdp	ob%	sf	sh	sb-att	po	a	e	fld%
2025	.000	0-0	0	0	0	0	0	0	0	0	.000	0	0	0	0	.000	0	0	0-0	1	1	0	1.000
TOTAL	.000	0-0	0	0	0	0	0	0	0	0	.000	0	0	0	0	.000	0	0	0-0	1	1	0	1.000

Year	era	w-l	app	gs	cg	sho	sv	ip	h	r	er	bb	so	2b	3b	hr	bf	bavg	wp	hbp	bk	sfa	sha
2025	7.36	0-0	13	0	0	0/0	1	11.0	12	9	9	6	20	0	0	2	51	.273	2	1	0	0	0
TOTAL	7.36	0-0	13	0	0	0/0	1	11.0	12	9	9	6	20	0	0	2	51	.273	2	1	0	0	0

SINGLE-GAME HIGHS [all-time ranking]:

Innings pitched: 1.2, North Alabama, Feb 25, 2025

Walks allowed: 3, Northern Kentucky, Apr 29, 2025

Strikeouts: 3, North Alabama, Feb 25, 2025; St. Bonaventure, Mar 09, 2025

Batters faced: 8, North Alabama, Feb 25, 2025

Field chances: 1, Hofstra, Feb 16, 2025; West Georgia, Mar 11, 2025

Putouts: 1, West Georgia, Mar 11, 2025

Assists: 1, Hofstra, Feb 16, 2025

Thomas Crabtree

Year	avg	gp-gs	ab	r	h	2b	3b	hr	rbi	tb	slg%	bb	hbp	so	gdp	ob%	sf	sh	sb-att	po	a	e	fld%
2025	.000	0-0	0	0	0	0	0	0	0	0	.000	0	0	0	0	.000	0	0	0-0	1	2	0	1.000
TOTAL	.000	0-0	0	0	0	0	0	0	0	0	.000	0	0	0	0	.000	0	0	0-0	1	2	0	1.000

Year	era	w-l	app	gs	cg	sho	sv	ip	h	r	er	bb	so	2b	3b	hr	bf	bavg	wp	hbp	bk	sfa	sha
2025	3.00	2-0	12	2	0	0/0	0	15.0	8	5	5	5	20	2	0	4	60	.151	2	2	0	0	0
TOTAL	3.00	2-0	12	2	0	0/0	0	15.0	8	5	5	5	20	2	0	4	60	.151	2	2	0	0	0

SINGLE-GAME HIGHS [all-time ranking]:

Innings pitched: 3.1, West Georgia, Mar 11, 2025

Walks allowed: 2, Indiana State, May 06, 2025

Strikeouts: 4, Xavier, Mar 05, 2025

Batters faced: 11, West Georgia, Mar 11, 2025

Field chances: 1, Bellarmine, Apr 15, 2025; ETSU, Mar 18, 2025; Belmont, May 13, 2025

Putouts: 1, Bellarmine, Apr 15, 2025

Assists: 1, ETSU, Mar 18, 2025; Belmont, May 13, 2025



2025 Tennessee Baseball Individual Career History



Dean Curley

Year	avg	gp-gs	ab	r	h	2b	3b	hr	rbi	tb	slg%	bb	hbp	so	gdp	ob%	sf	sh	sb-att	po	a	e	fld%
2024	.285	67-66	221	51	63	10	1	12	50	111	.502	31	9	47	5	.386	6	1	9-10	76	139	15	.935
2025	.299	53-53	201	57	60	6	1	11	39	101	.502	35	7	39	6	.418	1	0	7-10	52	83	13	.912
TOTAL	.291	120-119	422	108	123	16	2	23	89	212	.502	66	16	86	11	.401	7	1	16-20	128	222	28	.926

SINGLE-GAME HIGHS [all-time ranking]:

Hits: 3, 6 times

Doubles: 2 [t-3rd], at Auburn, Apr 06, 2024

Triples: 1 [t-1st], ETSU, Feb 21, 2024; Florida, Mar 14, 2025

Home runs: 3 [t-1st], Kansas State, Mar 05, 2024

Total bases: 12 [t-4th], Kansas State, Mar 05, 2024

RBI: 9 [t-1st], Kansas State, Mar 05, 2024

Runs scored: 5 [t-1st], UNC Asheville, Feb 18, 2025

Walks: 4 [t-1st], UNC Asheville, Feb 18, 2025

Hit by pitch: 2 [t-3rd], West Georgia, Mar 11, 2025

Struck out: 3, Xavier, Mar 05, 2025; Southern Indiana, Mar 06, 2024; at Vanderbilt, May 12, 2024

Sac flies: 1 [t-5th], 7 times

Sac bunts: 1 [t-9th], vs Vanderbilt, May 25, 2024

At bats: 6 [t-5th], at Indiana, Jun 01, 2024; at Alabama, Mar 22, 2025

Stolen bases: 2, Northern Kentucky, Apr 29, 2025; Georgia, Mar 30, 2024

Caught stealing: 1 [t-1st], 4 times

Field chances: 10, vs Florida State, Jun 19, 2024

Putouts: 8, ETSU, Mar 18, 2025

Assists: 6, vs Arizona, Mar 02, 2025; Kansas State, Mar 05, 2024; Illinois, Mar 10, 2024

Liam Doyle

Year	avg	gp-gs	ab	r	h	2b	3b	hr	rbi	tb	slg%	bb	hbp	so	gdp	ob%	sf	sh	sb-att	po	a	e	fld%
2023*	.000	23-7	0	0	0	0	0	0	0	0	.000	0	0	0	0	.000	0	0	0-0	0	3	0	1.000
2024*	.000	16-11	0	0	0	0	0	0	0	0	.000	0	0	0	0	.000	0	0	0-0	0	2	1	.667
2025	.000	0-0	0	0	0	0	0	0	0	0	.000	0	0	0	0	.000	0	0	0-0	1	6	0	1.000
TOTAL	.000	0-0	0	0	0	0	0	0	0	0	.000	0	0	0	0	.000	0	0	0-0	1	6	0	1.000
All*	.000	39-18	0	0	0	0	0	0	0	0	.000	0	0	0	0	.000	0	0	0-0	1	11	1	.923

Year	era	w-l	app	gs	cg	sho	sv	ip	h	r	er	bb	so	2b	3b	hr	bf	bavg	wp	hbp	bk	sfa	sha
2023*	4.15	3-1	23	7	0	0/0	1	56.1	43	28	26	20	69	11	2	6	236	.206	5	7	0	0	0
2024*	5.73	3-4	16	11	0	0/0	0	55.0	48	40	35	21	84	9	0	11	242	.230	1	7	2	1	3
2025	2.17	9-2	14	13	0	0/3	0	74.2	37	19	18	23	127	6	0	6	286	.145	2	8	1	0	0
TOTAL	2.17	9-2	14	13	0	0/3	0	74.2	37	19	18	23	127	6	0	6	286	.145	2	8	1	0	0
All*	3.82	15-7	53	31	0	0/3	1	186.0	128	87	79	64	280	26	2	23	764	.190	8	22	3	1	3

* Statistics from prior team/school

SINGLE-GAME HIGHS [all-time ranking]:

Innings pitched: 8.1, at Ole Miss, Apr 11, 2025

Walks allowed: 4 [t-5th], at Alabama, Mar 20, 2025

Strikeouts: 14 [t-1st], at Ole Miss, Apr 11, 2025; Samford, Feb 21, 2025

Batters faced: 31 [t-5th], at Alabama, Mar 20, 2025

Field chances: 2, at Ole Miss, Apr 11, 2025; Auburn, May 03, 2025

Putouts: 1, Auburn, May 03, 2025

Assists: 2, at Ole Miss, Apr 11, 2025

Runners CS: 1, Samford, Feb 21, 2025; vs Oklahoma State, Feb 28, 2025; Auburn, May 03, 2025



2025 Tennessee Baseball Individual Career History



Hunter Ensley

Year	avg	gp-gs	ab	r	h	2b	3b	hr	rbi	tb	slg%	bb	hbp	so	gdp	ob%	sf	sh	sb-att	po	a	e	fld%
2021	.000	1-0	1	0	0	0	0	0	0	0	.000	0	0	0	0	.000	0	0	0-0	0	0	0	.000
2022	.188	13-0	16	5	3	2	0	0	0	5	.313	4	0	8	1	.350	0	0	0-0	0	0	0	.000
2023	.280	59-50	193	37	54	7	0	7	31	82	.425	24	12	43	4	.391	1	2	6-8	116	1	0	1.000
2024	.296	68-60	216	45	64	15	0	12	48	115	.532	27	7	48	5	.390	1	1	4-8	126	3	2	.985
2025	.368	52-52	190	39	70	16	0	10	59	116	.611	23	6	34	5	.444	4	0	5-6	89	2	1	.989
TOTAL	.310	193-162	616	126	191	40	0	29	138	318	.516	78	25	133	15	.406	6	3	15-22	331	6	3	.991

SINGLE-GAME HIGHS [all-time ranking]:

Hits: 4 [t-5th], 5 times

Doubles: 2 [t-3rd], St. Bonaventure, Mar 07, 2025; ETSU, Mar 18, 2025; at Florida, May 04, 2024

Home runs: 2 [t-5th], Vanderbilt, Apr 23, 2023

Total bases: 9, Vanderbilt, Apr 23, 2023

RBI: 7 [t-4th], at Florida, May 04, 2024

Runs scored: 3, at LSU, Apr 01, 2023; Hofstra, Feb 15, 2025; UNC Asheville, Feb 18, 2025

Walks: 3 [t-6th], West Georgia, Mar 11, 2025; South Carolina, May 16, 2024

Hit by pitch: 3 [t-1st], at Georgia, May 05, 2023

Struck out: 4 [t-1st], at Clemson, Jun 03, 2023

Sac flies: 1 [t-5th], 6 times

Sac bunts: 1 [t-9th], Missouri, Apr 25, 2024; Southern Miss, Jun 12, 2023; Texas A&M, Mar 26, 2023

At bats: 7 [t-1st], at Clemson, Jun 03, 2023

Stolen bases: 3 [t-3rd], at Alabama, Mar 21, 2025

Caught stealing: 1 [t-1st], 7 times

Field chances: 6, 5 times

Putouts: 6, 4 times

Assists: 1, 6 times

Andrew Fischer

Year	avg	gp-gs	ab	r	h	2b	3b	hr	rbi	tb	slg%	bb	hbp	so	gdp	ob%	sf	sh	sb-att	po	a	e	fld%
2023*	.289	47-45	173	38	50	12	4	11	33	103	.595	29	5	53	2	.404	1	0	1-1	20	27	1	.979
2024*	.285	55-55	207	47	59	10	2	20	57	133	.643	35	6	53	4	.397	4	0	1-3	25	64	9	.908
2025	.317	53-53	167	58	53	11	0	21	52	127	.760	54	8	33	1	.494	4	0	4-4	307	28	4	.988
TOTAL	.317	53-53	167	58	53	11	0	21	52	127	.760	54	8	33	1	.494	4	0	4-4	307	28	4	.988
All*	.296	155-153	547	143	162	33	6	52	142	363	.664	118	19	139	7	.431	9	0	6-8	352	119	14	.971

* Statistics from prior team/school

SINGLE-GAME HIGHS [all-time ranking]:

Hits: 3, Lipscomb, Apr 22, 2025; Auburn, May 03, 2025

Doubles: 1, 11 times

Home runs: 2 [t-5th], Texas A&M, Apr 04, 2025; Radford, Mar 04, 2025; Vanderbilt, May 11, 2025

Total bases: 8, Texas A&M, Apr 04, 2025; Radford, Mar 04, 2025; Vanderbilt, May 11, 2025

RBI: 5, Radford, Mar 04, 2025

Runs scored: 4 [t-5th], Radford, Mar 04, 2025

Walks: 3 [t-6th], 4 times

Hit by pitch: 3 [t-1st], ETSU, Mar 18, 2025

Struck out: 2, 5 times

Sac flies: 1 [t-5th], 4 times

At bats: 5, at South Carolina, Mar 30, 2025; Auburn, May 03, 2025; Vanderbilt, May 11, 2025

Stolen bases: 2, Northern Kentucky, Apr 29, 2025

Field chances: 15, at LSU, Apr 26, 2025

Putouts: 15, at LSU, Apr 26, 2025

Assists: 4, North Alabama, Feb 25, 2025



2025 Tennessee Baseball Individual Career History



Tanner Franklin

Year	avg	gp-gs	ab	r	h	2b	3b	hr	rbi	tb	slg%	bb	hbp	so	gdp	ob%	sf	sh	sb-att	po	a	e	fld%
2023*	.000	13-2	0	0	0	0	0	0	0	0	.000	0	0	0	0	.000	0	0	0-0	0	1	0	1.000
2024*	.000	21-1	0	0	0	0	0	0	0	0	.000	0	0	0	0	.000	0	0	0-0	1	4	0	1.000
2025	.000	0-0	0	0	0	0	0	0	0	0	.000	0	0	0	0	.000	0	0	0-0	1	3	0	1.000
TOTAL	.000	0-0	0	0	0	0	0	0	0	0	.000	0	0	0	0	.000	0	0	0-0	1	3	0	1.000
All*	.000	34-3	0	0	0	0	0	0	0	0	.000	0	0	0	0	.000	0	0	0-0	2	8	0	1.000

Year	era	w-l	app	gs	cg	sho	sv	ip	h	r	er	bb	so	2b	3b	hr	bf	bavg	wp	hbp	bk	sfa	sha
2023*	8.18	0-0	13	2	0	0/0	0	11.0	11	15	10	13	18	2	0	2	62	.275	1	5	0	2	2
2024*	5.60	4-1	21	1	0	0/0	5	27.1	21	17	17	27	43	1	2	1	132	.212	7	3	1	1	2
2025	5.12	1-2	21	1	0	0/2	2	31.2	35	19	18	6	44	8	1	6	135	.282	1	4	0	0	1
TOTAL	5.12	1-2	21	1	0	0/2	2	31.2	35	19	18	6	44	8	1	6	135	.282	1	4	0	0	1
All*	5.79	5-3	55	4	0	0/2	7	70.0	67	51	45	46	105	11	3	9	329	.255	9	12	1	3	5

* Statistics from prior team/school

SINGLE-GAME HIGHS [all-time ranking]:

Innings pitched: 3.2, Samford, Feb 21, 2025

Walks allowed: 3, Texas A&M, Apr 05, 2025

Strikeouts: 6, Samford, Feb 21, 2025

Batters faced: 14, Texas A&M, Apr 05, 2025

Field chances: 1, 4 times

Putouts: 1, ETSU, Mar 18, 2025

Assists: 1, Kentucky, Apr 20, 2025; vs Oklahoma State, Feb 28, 2025; St. Bonaventure, Mar 09, 2025

Runners CS: 1, at LSU, Apr 27, 2025; St. Bonaventure, Mar 09, 2025; Florida, Mar 16, 2025

Blake Grimmer

Year	avg	gp-gs	ab	r	h	2b	3b	hr	rbi	tb	slg%	bb	hbp	so	gdp	ob%	sf	sh	sb-att	po	a	e	fld%
2025	.350	23-8	40	14	14	0	0	4	15	26	.650	10	2	7	0	.500	0	0	1-1	1	3	0	1.000
TOTAL	.350	23-8	40	14	14	0	0	4	15	26	.650	10	2	7	0	.500	0	0	1-1	1	3	0	1.000

SINGLE-GAME HIGHS [all-time ranking]:

Hits: 2, Tennessee Tech, Apr 01, 2025; Alabama State, Apr 08, 2025; Queens, Mar 25, 2025

Home runs: 1, 4 times

Total bases: 5, Tennessee Tech, Apr 01, 2025; Queens, Mar 25, 2025

RBI: 5, Queens, Mar 25, 2025

Runs scored: 2, Alabama State, Apr 08, 2025; Bellarmine, Apr 15, 2025; Queens, Mar 25, 2025

Walks: 2, 4 times

Hit by pitch: 1, Lipscomb, Apr 22, 2025; vs Rice, Mar 01, 2025

Struck out: 2, UNC Asheville, Feb 18, 2025

At bats: 5, Vanderbilt, May 11, 2025

Stolen bases: 1, Bellarmine, Apr 15, 2025

Field chances: 1, 4 times

Putouts: 1, Xavier, Mar 05, 2025

Assists: 1, Hofstra, Feb 16, 2025; UNC Asheville, Feb 18, 2025; St. Bonaventure, Mar 09, 2025



2025 Tennessee Baseball Individual Career History



Hunter High

Year	avg	gp-gs	ab	r	h	2b	3b	hr	rbi	tb	slg%	bb	hbp	so	gdp	ob%	sf	sh	sb-att	po	a	e	fld%
2024	.385	11-0	13	6	5	3	0	0	1	8	.615	1	0	3	0	.429	0	0	0-0	1	0	0	1.000
2025	.333	15-0	9	5	3	0	0	1	4	6	.667	4	1	5	0	.571	0	0	1-1	6	0	0	1.000
TOTAL	.364	26-0	22	11	8	3	0	1	5	14	.636	5	1	8	0	.500	0	0	1-1	7	0	0	1.000

SINGLE-GAME HIGHS [all-time ranking]:

Hits: 2, Illinois, Mar 09, 2024

Doubles: 2 [t-3rd], Illinois, Mar 09, 2024

Home runs: 1, Hofstra, Feb 14, 2025

Total bases: 4, Hofstra, Feb 14, 2025; Illinois, Mar 09, 2024

RBI: 3, Hofstra, Feb 14, 2025

Runs scored: 2, Alabama State, Apr 08, 2025; Bellarmine, Apr 16, 2024; Illinois, Mar 09, 2024

Walks: 2, Alabama State, Apr 08, 2025

Hit by pitch: 1, Queens, Mar 25, 2025

Struck out: 1, 8 times

At bats: 2, 4 times

Stolen bases: 1, Queens, Mar 25, 2025

Field chances: 2, Queens, Mar 25, 2025

Putouts: 2, Queens, Mar 25, 2025

Austin Hunley

Year	avg	gp-gs	ab	r	h	2b	3b	hr	rbi	tb	slg%	bb	hbp	so	gdp	ob%	sf	sh	sb-att	po	a	e	fld%
2024	.000	0-0	0	0	0	0	0	0	0	0	.000	0	0	0	0	.000	0	0	0-0	1	0	0	1.000
2025	.000	0-0	0	0	0	0	0	0	0	0	.000	0	0	0	0	.000	0	0	0-0	1	2	0	1.000
TOTAL	.000	0-0	0	0	0	0	0	0	0	0	.000	0	0	0	0	.000	0	0	0-0	2	2	0	1.000

Year	era	w-l	app	gs	cg	sho	sv	ip	h	r	er	bb	so	2b	3b	hr	bf	bavg	wp	hbp	bk	sfa	sha
2024	6.23	1-0	8	0	0	0/1	0	8.2	12	7	6	1	5	2	1	1	39	.324	0	1	0	0	0
2025	2.79	2-0	12	0	0	0/0	0	9.2	10	4	3	4	12	2	0	0	45	.270	0	4	0	0	0
TOTAL	4.42	3-0	20	0	0	0/1	0	18.1	22	11	9	5	17	4	1	1	84	.297	0	5	0	0	0

SINGLE-GAME HIGHS [all-time ranking]:

Innings pitched: 3.1, UNC Asheville, Feb 20, 2024

Walks allowed: 1, 5 times

Strikeouts: 2, 5 times

Batters faced: 13, UNC Asheville, Feb 20, 2024

Field chances: 1, 4 times

Putouts: 1, North Alabama, Feb 25, 2025; Illinois, Mar 09, 2024

Assists: 1, Hofstra, Feb 15, 2025; Samford, Feb 23, 2025

Runners CS: 1, Samford, Feb 23, 2025



2025 Tennessee Baseball Individual Career History



Gavin Kilen

Year	avg	gp-gs	ab	r	h	2b	3b	hr	rbi	tb	slg%	bb	hbp	so	gdp	ob%	sf	sh	sb-att	po	a	e	fld%
2023*	.265	46-38	151	22	40	9	1	0	18	51	.338	10	3	14	2	.321	1	3	2-4	59	77	2	.986
2024*	.330	54-54	215	39	71	23	3	9	41	127	.591	7	5	22	4	.361	3	4	1-4	53	123	9	.951
2025	.365	41-40	156	47	57	10	3	14	36	115	.737	24	3	16	6	.454	2	0	6-8	35	52	3	.967
TOTAL	.365	41-40	156	47	57	10	3	14	36	115	.737	24	3	16	6	.454	2	0	6-8	35	52	3	.967
All*	.322	141-132	522	108	168	42	7	23	95	293	.561	41	11	52	12	.379	6	7	9-16	147	252	14	.966

* Statistics from prior team/school

SINGLE-GAME HIGHS [all-time ranking]:

Hits: 4 [t-5th], vs Rice, Mar 01, 2025

Doubles: 2 [t-3rd], Northern Kentucky, Apr 29, 2025; Xavier, Mar 05, 2025

Triples: 1 [t-1st], Hofstra, Feb 14, 2025; Hofstra, Feb 15, 2025; vs Rice, Mar 01, 2025

Home runs: 2 [t-5th], vs Oklahoma State, Feb 28, 2025; vs Rice, Mar 01, 2025; Indiana State, May 06, 2025

Total bases: 13 [t-2nd], vs Rice, Mar 01, 2025

RBI: 4, 4 times

Runs scored: 5 [t-1st], vs Rice, Mar 01, 2025

Walks: 3 [t-6th], Samford, Feb 21, 2025

Hit by pitch: 1, Samford, Feb 21, 2025; St. Bonaventure, Mar 08, 2025; Vanderbilt, May 11, 2025

Struck out: 3, Auburn, May 03, 2025

Sac flies: 1 [t-5th], Samford, Feb 23, 2025; Florida, Mar 14, 2025

At bats: 6 [t-5th], at Ole Miss, Apr 13, 2025; at LSU, Apr 26, 2025; Auburn, May 03, 2025

Stolen bases: 1, 6 times

Caught stealing: 1 [t-1st], at LSU, Apr 26, 2025; Radford, Mar 04, 2025

Field chances: 6, at LSU, Apr 26, 2025; ETSU, Mar 18, 2025

Putouts: 4, Florida, Mar 14, 2025

Assists: 4, 4 times

Brayden Krenzel

Year	avg	gp-gs	ab	r	h	2b	3b	hr	rbi	tb	slg%	bb	hbp	so	gdp	ob%	sf	sh	sb-att	po	a	e	fld%
2025	.000	0-0	0	0	0	0	0	0	0	0	.000	0	0	0	0	.000	0	0	0-0	2	4	0	1.000
TOTAL	.000	0-0	0	0	0	0	0	0	0	0	.000	0	0	0	0	.000	0	0	0-0	2	4	0	1.000

Year	era	w-l	app	gs	cg	sho	sv	ip	h	r	er	bb	so	2b	3b	hr	bf	bavg	wp	hbp	bk	sfa	sha
2025	3.81	2-0	15	2	0	0/0	0	26.0	29	12	11	12	32	6	1	2	112	.299	0	3	0	0	0
TOTAL	3.81	2-0	15	2	0	0/0	0	26.0	29	12	11	12	32	6	1	2	112	.299	0	3	0	0	0

SINGLE-GAME HIGHS [all-time ranking]:

Innings pitched: 5.0, at South Carolina, Mar 30, 2025

Walks allowed: 2, at South Carolina, Mar 30, 2025; Auburn, May 04, 2025

Strikeouts: 6, at Alabama, Mar 22, 2025

Batters faced: 21, at South Carolina, Mar 30, 2025

Field chances: 3, at Alabama, Mar 22, 2025

Putouts: 1, UNC Asheville, Feb 18, 2025; at Alabama, Mar 22, 2025

Assists: 2, at Alabama, Mar 22, 2025

Runners CS: 1, West Georgia, Mar 11, 2025; Vanderbilt, May 11, 2025



2025 Tennessee Baseball Individual Career History



Tegan Kuhns

Year	avg	gp-gs	ab	r	h	2b	3b	hr	rbi	tb	slg%	bb	hbp	so	gdp	ob%	sf	sh	sb-att	po	a	e	fld%
2025	.000	0-0	0	0	0	0	0	0	0	0	.000	0	0	0	0	.000	0	0	0-0	3	3	1	.857
TOTAL	.000	0-0	0	0	0	0	0	0	0	0	.000	0	0	0	0	.000	0	0	0-0	3	3	1	.857

Year	era	w-l	app	gs	cg	sho	sv	ip	h	r	er	bb	so	2b	3b	hr	bf	bavg	wp	hbp	bk	sfa	sha
2025	3.78	2-2	13	8	0	0/0	0	33.1	35	18	14	13	36	3	2	5	148	.263	0	2	0	0	0
TOTAL	3.78	2-2	13	8	0	0/0	0	33.1	35	18	14	13	36	3	2	5	148	.263	0	2	0	0	0

SINGLE-GAME HIGHS [all-time ranking]:

Innings pitched: 4.2, Auburn, May 02, 2025

Walks allowed: 3, Texas A&M, Apr 05, 2025

Strikeouts: 6, Auburn, May 02, 2025

Batters faced: 19, at South Carolina, Mar 30, 2025

Field chances: 4, Auburn, May 02, 2025

Putouts: 3, Auburn, May 02, 2025

Assists: 1, at Ole Miss, Apr 13, 2025; North Alabama, Feb 25, 2025; Auburn, May 02, 2025

Runners CS: 1, St. Bonaventure, Mar 09, 2025; Auburn, May 02, 2025; Vanderbilt, May 11, 2025

Stone Lawless

Year	avg	gp-gs	ab	r	h	2b	3b	hr	rbi	tb	slg%	bb	hbp	so	gdp	ob%	sf	sh	sb-att	po	a	e	fld%
2025	.296	24-20	54	17	16	4	1	5	20	37	.685	19	1	13	0	.486	0	0	1-2	208	19	4	.983
TOTAL	.296	24-20	54	17	16	4	1	5	20	37	.685	19	1	13	0	.486	0	0	1-2	208	19	4	.983

SINGLE-GAME HIGHS [all-time ranking]:

Hits: 2, 4 times

Doubles: 1, 4 times

Triples: 1 [t-1st], Radford, Mar 04, 2025

Home runs: 2 [t-5th], Northern Kentucky, Apr 29, 2025; St. Bonaventure, Mar 09, 2025

Total bases: 8, Northern Kentucky, Apr 29, 2025; St. Bonaventure, Mar 09, 2025

RBI: 4, St. Bonaventure, Mar 09, 2025

Runs scored: 3, Samford, Feb 23, 2025

Walks: 3 [t-6th], Hofstra, Feb 16, 2025; Queens, Mar 25, 2025

Hit by pitch: 1, Indiana State, May 06, 2025

Struck out: 4 [t-1st], at Alabama, Mar 21, 2025

At bats: 5, vs Rice, Mar 01, 2025; at Alabama, Mar 21, 2025

Stolen bases: 1, Queens, Mar 25, 2025

Caught stealing: 1 [t-1st], Texas A&M, Apr 05, 2025

Field chances: 16, vs Rice, Mar 01, 2025

Putouts: 16 [t-9th], vs Rice, Mar 01, 2025

Assists: 3, Florida, Mar 15, 2025

Runners CS: 2 [t-1st], Florida, Mar 15, 2025; Florida, Mar 16, 2025



2025 Tennessee Baseball Individual Career History



Dylan Loy

Year	avg	gp-gs	ab	r	h	2b	3b	hr	rbi	tb	slg%	bb	hbp	so	gdp	ob%	sf	sh	sb-att	po	a	e	fld%
2024	.000	0-0	0	0	0	0	0	0	0	0	.000	0	0	0	0	.000	0	0	0-0	0	3	0	1.000
2025	.000	0-0	0	0	0	0	0	0	0	0	.000	0	0	0	0	.000	0	0	0-0	2	3	0	1.000
TOTAL	.000	0-0	0	0	0	0	0	0	0	0	.000	0	0	0	0	.000	0	0	0-0	2	6	0	1.000

Year	era	w-l	app	gs	cg	sho	sv	ip	h	r	er	bb	so	2b	3b	hr	bf	bavg	wp	hbp	bk	sfa	sha
2024	2.37	2-0	21	5	0	0/2	0	30.1	21	8	8	10	37	5	0	1	119	.194	5	1	0	0	0
2025	3.42	4-0	25	0	0	0/1	2	26.1	12	10	10	6	30	3	0	4	101	.133	2	3	0	1	1
TOTAL	2.86	6-0	46	5	0	0/3	2	56.2	33	18	18	16	67	8	0	5	220	.167	7	4	0	1	1

SINGLE-GAME HIGHS [all-time ranking]:

Innings pitched: 4.2, vs LSU, May 26, 2024

Walks allowed: 2, 4 times

Strikeouts: 5, Florida, Mar 16, 2025; Queens, May 07, 2024; vs LSU, May 26, 2024

Batters faced: 18, vs LSU, May 26, 2024

Field chances: 2, Auburn, May 03, 2025

Putouts: 1, Northern Kentucky, Apr 29, 2025; Auburn, May 03, 2025

Assists: 1, 6 times

Runners CS: 1, Lipscomb, Apr 30, 2024

Manny Marin

Year	avg	gp-gs	ab	r	h	2b	3b	hr	rbi	tb	slg%	bb	hbp	so	gdp	ob%	sf	sh	sb-att	po	a	e	fld%
2025	.279	46-33	111	18	31	7	0	2	14	44	.396	9	6	25	0	.357	3	1	2-3	24	59	5	.943
TOTAL	.279	46-33	111	18	31	7	0	2	14	44	.396	9	6	25	0	.357	3	1	2-3	24	59	5	.943

SINGLE-GAME HIGHS [all-time ranking]:

Hits: 3, St. Bonaventure, Mar 08, 2025

Doubles: 2 [t-3rd], St. Bonaventure, Mar 08, 2025

Home runs: 1, vs Oklahoma State, Feb 28, 2025; St. Bonaventure, Mar 08, 2025

Total bases: 8, St. Bonaventure, Mar 08, 2025

RBI: 4, St. Bonaventure, Mar 08, 2025

Runs scored: 3, St. Bonaventure, Mar 08, 2025

Walks: 1, 9 times

Hit by pitch: 1, 6 times

Struck out: 2, 5 times

Sac flies: 1 [t-5th], Bellarmine, Apr 15, 2025; vs Rice, Mar 01, 2025; at South Carolina, Mar 28, 2025

Sac bunts: 1 [t-9th], Auburn, May 03, 2025

At bats: 4, 12 times

Stolen bases: 1, St. Bonaventure, Mar 09, 2025; Florida, Mar 15, 2025

Caught stealing: 1 [t-1st], vs Arizona, Mar 02, 2025

Field chances: 9, at Alabama, Mar 21, 2025

Putouts: 4, vs Rice, Mar 01, 2025; at Alabama, Mar 21, 2025; at South Carolina, Mar 30, 2025

Assists: 5, Auburn, May 03, 2025



2025 Tennessee Baseball Individual Career History



Brayden May

Year	avg	gp-gs	ab	r	h	2b	3b	hr	rbi	tb	slg%	bb	hbp	so	gdp	ob%	sf	sh	sb-att	po	a	e	fld%
2025	0.00	0-0	1	0	0	0/1	0	1.0	0	0	0	1	1	0	0	0	4	.000	0	0	0	0	0
TOTAL	0.00	0-0	1	0	0	0/1	0	1.0	0	0	0	1	1	0	0	0	4	.000	0	0	0	0	0

SINGLE-GAME HIGHS [all-time ranking]:

Innings pitched: 1.0, St. Bonaventure, Mar 07, 2025

Walks allowed: 1, St. Bonaventure, Mar 07, 2025

Strikeouts: 1, St. Bonaventure, Mar 07, 2025

Batters faced: 4, St. Bonaventure, Mar 07, 2025

Chris Newstrom

Year	avg	gp-gs	ab	r	h	2b	3b	hr	rbi	tb	slg%	bb	hbp	so	gdp	ob%	sf	sh	sb-att	po	a	e	fld%
2025	.345	31-13	55	14	19	3	0	5	19	37	.673	8	1	18	2	.431	1	1	3-3	14	7	0	1.000
TOTAL	.345	31-13	55	14	19	3	0	5	19	37	.673	8	1	18	2	.431	1	1	3-3	14	7	0	1.000

SINGLE-GAME HIGHS [all-time ranking]:

Hits: 3, Alabama State, Apr 08, 2025

Doubles: 1, Texas A&M, Apr 05, 2025; Alabama State, Apr 08, 2025; Hofstra, Feb 15, 2025

Home runs: 1, 5 times

Total bases: 7, Alabama State, Apr 08, 2025

RBI: 4, Alabama State, Apr 08, 2025

Runs scored: 2, Texas A&M, Apr 05, 2025; Bellarmine, Apr 15, 2025

Walks: 2, UNC Asheville, Feb 18, 2025

Hit by pitch: 1, Auburn, May 04, 2025

Struck out: 2, 4 times

Sac flies: 1 [t-5th], Queens, Mar 25, 2025

Sac bunts: 1 [t-9th], Vanderbilt, May 09, 2025

At bats: 5, Alabama State, Apr 08, 2025

Stolen bases: 1, Bellarmine, Apr 15, 2025; Radford, Mar 04, 2025; ETSU, Mar 18, 2025

Field chances: 4, Alabama State, Apr 08, 2025

Putouts: 2, Alabama State, Apr 08, 2025; Kentucky, Apr 18, 2025

Assists: 2, Alabama State, Apr 08, 2025; Queens, Mar 25, 2025



2025 Tennessee Baseball Individual Career History



Alberto Osuna

Year	avg	gp-gs	ab	r	h	2b	3b	hr	rbi	tb	slg%	bb	hbp	so	gdp	ob%	sf	sh	sb-att	po	a	e	fld%
2022*	.265	63-61	234	40	62	7	0	20	57	129	.551	27	9	86	2	.360	2	0	1-1	2	0	0	1.000
2023*	.223	52-48	179	33	40	8	0	11	27	81	.453	24	7	64	5	.336	1	1	0-1	10	1	0	1.000
2024*	.281	62-62	231	43	65	17	0	14	56	124	.537	34	3	56	3	.376	3	0	1-1	25	3	0	1.000
All*	.259	177-171	644	116	167	32	0	45	140	334	.519	85	19	206	10	.359	6	1	2-3	37	4	0	1.000

* Statistics from prior team/school

SINGLE-GAME HIGHS [all-time ranking]:

Luke Payne

Year	avg	gp-gs	ab	r	h	2b	3b	hr	rbi	tb	slg%	bb	hbp	so	gdp	ob%	sf	sh	sb-att	po	a	e	fld%
2025	.000	0-0	0	0	0	0	0	0	0	0	.000	0	0	0	0	.000	0	0	0-0	1	0	0	1.000
TOTAL	.000	0-0	0	0	0	0	0	0	0	0	.000	0	0	0	0	.000	0	0	0-0	1	0	0	1.000

Year	era	w-l	app	gs	cq	sho	sv	ip	h	r	er	bb	so	2b	3b	hr	bf	bavg	wp	hbp	bk	sfa	sha
2024	4.91	0-0	4	0	0	0/0	0	3.2	2	2	2	3	9	1	0	1	16	.167	3	0	0	1	0
2025	0.00	0-0	5	0	0	0/0	0	3.2	1	0	0	4	5	0	0	0	17	.077	2	0	0	0	0
TOTAL	2.45	0-0	9	0	0	0/0	0	7.1	3	2	2	7	14	1	0	1	33	.120	5	0	0	1	0

SINGLE-GAME HIGHS [all-time ranking]:

Innings pitched: 1.0, 6 times

Walks allowed: 2, UAlbany, Feb 24, 2024

Strikeouts: 3, Alabama A&M, Apr 09, 2024

Batters faced: 6, UAlbany, Feb 24, 2024

Field chances: 1, Hofstra, Feb 16, 2025

Putouts: 1, Hofstra, Feb 16, 2025



2025 Tennessee Baseball Individual Career History



Cannon Peebles

Year	avg	gp-gs	ab	r	h	2b	3b	hr	rbi	tb	slg%	bb	hbp	so	gdp	ob%	sf	sh	sb-att	po	a	e	fld%
2023*	.352	46-39	142	30	50	11	1	12	50	99	.697	27	1	29	3	.456	1	1	0-0	77	7	0	1.000
2024	.216	54-30	116	30	25	7	0	2	24	38	.328	30	3	34	2	.379	4	0	2-4	200	8	0	1.000
2025	.228	41-37	136	22	31	4	0	10	32	65	.478	16	4	32	1	.323	2	0	0-0	366	40	4	.990
TOTAL	.222	95-67	252	52	56	11	0	12	56	103	.409	46	7	66	3	.350	6	0	2-4	566	48	4	.994
All*	.269	141-106	394	82	106	22	1	24	106	202	.513	73	8	95	6	.388	7	1	2-4	643	55	4	.994

* Statistics from prior team/school

SINGLE-GAME HIGHS [all-time ranking]:

Hits: 3, at Ole Miss, Apr 13, 2025; Kentucky, Apr 18, 2025; Bowling Green, Mar 03, 2024

Doubles: 1, 11 times

Home runs: 2 [t-5th], Kentucky, Apr 18, 2025

Total bases: 9, Kentucky, Apr 18, 2025

RBI: 5, at LSU, Apr 26, 2025

Runs scored: 3, Kansas State, Mar 05, 2024

Walks: 3 [t-6th], UNC Asheville, Feb 18, 2025; vs Texas A&M, Jun 23, 2024

Hit by pitch: 1, 7 times

Struck out: 3, North Alabama, Feb 25, 2025; Ole Miss, Mar 22, 2024; vs LSU, May 26, 2024

Sac flies: 1 [t-5th], 6 times

At bats: 5, 6 times

Stolen bases: 1, Eastern Kentucky, Mar 12, 2024; at Alabama, Mar 15, 2024

Caught stealing: 1 [t-1st], Alabama A&M, Apr 09, 2024; High Point, Feb 27, 2024

Field chances: 22 [1st], Samford, Feb 21, 2025

Putouts: 19 [1st], Samford, Feb 21, 2025

Assists: 3, 4 times

Runners CS: 2 [t-1st], Vanderbilt, May 10, 2025; Vanderbilt, May 11, 2025

Marcus Phillips

Year	avg	gp-gs	ab	r	h	2b	3b	hr	rbi	tb	slg%	bb	hbp	so	gdp	ob%	sf	sh	sb-att	po	a	e	fld%
2024	.000	0-0	0	0	0	0	0	0	0	0	.000	0	0	0	0	.000	0	0	0-0	3	4	0	1.000
2025	.000	0-0	0	0	0	0	0	0	0	0	.000	0	0	0	0	.000	0	0	0-0	7	6	1	.929
TOTAL	.000	0-0	0	0	0	0	0	0	0	0	.000	0	0	0	0	.000	0	0	0-0	10	10	1	.952

Year	era	w-l	app	gs	cg	sho	sv	ip	h	r	er	bb	so	2b	3b	hr	bf	bavg	wp	hbp	bk	sfa	sha
2024	4.95	0-0	19	2	0	0/2	3	20.0	15	13	11	15	22	4	1	2	92	.208	5	2	0	2	1
2025	3.55	3-4	13	13	1	1/0	0	63.1	52	31	25	23	77	10	0	9	270	.218	3	6	0	1	1
TOTAL	3.89	3-4	32	15	1	1/2	3	83.1	67	44	36	38	99	14	1	11	362	.215	8	8	0	3	2

SINGLE-GAME HIGHS [all-time ranking]:

Innings pitched: 7.0, Florida, Mar 15, 2025

Walks allowed: 4 [t-5th], Kentucky, Apr 19, 2025; at LSU, Apr 26, 2025

Strikeouts: 8, Kentucky, Apr 19, 2025; Samford, Feb 22, 2025; vs Rice, Mar 01, 2025

Batters faced: 27, at LSU, Apr 26, 2025

Field chances: 3, Western Carolina, Apr 23, 2024; at LSU, Apr 26, 2025

Putouts: 2, Western Carolina, Apr 23, 2024; at Alabama, Mar 21, 2025; at South Carolina, Mar 29, 2025

Assists: 3, at LSU, Apr 26, 2025

Runners CS: 2 [t-1st], Florida, Mar 15, 2025



2025 Tennessee Baseball Individual Career History



AJ Russell

Year	avg	gp-gs	ab	r	h	2b	3b	hr	rbi	tb	slg%	bb	hbp	so	gdp	ob%	sf	sh	sb-att	po	a	e	fld%
2023	.000	0-0	0	0	0	0	0	0	0	0	.000	0	0	0	0	.000	0	0	0-0	0	2	0	1.000
2025	.000	0-0	0	0	0	0	0	0	0	0	.000	0	0	0	0	.000	0	0	0-0	1	0	0	1.000
TOTAL	.000	0-0	0	0	0	0	0	0	0	0	.000	0	0	0	0	.000	0	0	0-0	1	2	0	1.000

Year	era	w-l	app	gs	cg	sho	sv	ip	h	r	er	bb	so	2b	3b	hr	bf	bavg	wp	hbp	bk	sfa	sha
2023	0.89	2-0	24	1	0	0/4	0	30.1	9	4	3	7	47	3	0	1	105	.095	0	0	0	1	1
2024	5.02	0-1	6	4	0	0/0	0	14.1	12	8	8	8	21	1	0	1	62	.231	0	1	1	0	1
2025	3.46	0-1	7	5	0	0/0	0	13.0	10	6	5	4	17	0	1	1	52	.213	0	1	0	0	0
TOTAL	2.50	2-2	37	10	0	0/4	0	57.2	31	18	16	19	85	4	1	3	219	.160	0	2	1	1	2

SINGLE-GAME HIGHS [all-time ranking]:

Innings pitched: 4.1, vs Texas Tech, Feb 16, 2024

Walks allowed: 6 [1st], Ole Miss, Mar 23, 2024

Strikeouts: 10, vs Texas Tech, Feb 16, 2024

Batters faced: 17, Ole Miss, Mar 23, 2024

Field chances: 1, Wofford, May 02, 2023; Auburn, May 04, 2025; vs Texas A&M, May 23, 2023

Putouts: 1, Auburn, May 04, 2025

Assists: 1, Wofford, May 02, 2023; vs Texas A&M, May 23, 2023

Runners CS: 2 [t-1st], Vanderbilt, May 10, 2025

Michael Sharman

Year	avg	gp-gs	ab	r	h	2b	3b	hr	rbi	tb	slg%	bb	hbp	so	gdp	ob%	sf	sh	sb-att	po	a	e	fld%
2025	.000	0-0	0	0	0	0	0	0	0	0	.000	0	0	0	0	.000	0	0	0-0	0	10	0	1.000
TOTAL	.000	0-0	0	0	0	0	0	0	0	0	.000	0	0	0	0	.000	0	0	0-0	0	10	0	1.000

Year	era	w-l	app	gs	cg	sho	sv	ip	h	r	er	bb	so	2b	3b	hr	bf	bavg	wp	hbp	bk	sfa	sha
2025	3.18	3-1	17	3	0	0/1	0	22.2	19	11	8	10	25	6	0	1	98	.229	0	2	0	0	3
TOTAL	3.18	3-1	17	3	0	0/1	0	22.2	19	11	8	10	25	6	0	1	98	.229	0	2	0	0	3

SINGLE-GAME HIGHS [all-time ranking]:

Innings pitched: 4.1, Northern Kentucky, Apr 29, 2025

Walks allowed: 2, Northern Kentucky, Apr 29, 2025

Strikeouts: 6, Northern Kentucky, Apr 29, 2025

Batters faced: 19, Northern Kentucky, Apr 29, 2025

Field chances: 2, Tennessee Tech, Apr 01, 2025; Lipscomb, Apr 22, 2025; Indiana State, May 06, 2025

Assists: 2, Tennessee Tech, Apr 01, 2025; Lipscomb, Apr 22, 2025; Indiana State, May 06, 2025

Runners CS: 1, Tennessee Tech, Apr 01, 2025; Indiana State, May 06, 2025



2025 Tennessee Baseball Individual Career History



Brayden Sharp

Year	avg	gp-gs	ab	r	h	2b	3b	hr	rbi	tb	slg%	bb	hbp	so	gdp	ob%	sf	sh	sb-att	po	a	e	fld%
2024	.000	2-0	2	0	0	0	0	0	0	0	.000	0	0	1	0	.000	0	0	0-0	1	0	0	1.000
2025	.000	5-0	5	2	0	0	0	0	0	0	.000	1	0	1	0	.167	0	0	1-1	1	1	0	1.000
TOTAL	.000	7-0	7	2	0	0	0	0	0	0	.000	1	0	2	0	.125	0	0	1-1	2	1	0	1.000

Year	era	w-l	app	gs	cg	sho	sv	ip	h	r	er	bb	so	2b	3b	hr	bf	bavg	wp	hbp	bk	sfa	sha
2024	0.00	0-0	3	0	0	0/1	0	3.0	2	1	0	0	2	1	0	0	11	.182	0	0	0	0	0
2025	6.75	1-0	8	0	0	0/0	0	8.0	7	6	6	5	15	2	0	4	37	.233	0	1	0	0	1
TOTAL	4.91	1-0	11	0	0	0/1	0	11.0	9	7	6	5	17	3	0	4	48	.220	0	1	0	0	1

SINGLE-GAME HIGHS [all-time ranking]:

Runs scored: 1, at LSU, Apr 25, 2025; Hofstra, Feb 15, 2025

Walks: 1, Queens, Mar 25, 2025

Struck out: 1, Hofstra, Feb 16, 2025; Eastern Kentucky, Mar 12, 2024

At bats: 2, Hofstra, Feb 16, 2025; St. Bonaventure, Mar 07, 2025

Stolen bases: 1, at LSU, Apr 25, 2025

Innings pitched: 1.1, vs Rice, Mar 01, 2025

Walks allowed: 2, Samford, Feb 23, 2025

Strikeouts: 3, Samford, Feb 23, 2025; Xavier, Mar 05, 2025

Batters faced: 6, Texas A&M, Apr 05, 2025; Xavier, Mar 05, 2025

Field chances: 1, West Georgia, Mar 11, 2025; Queens, Mar 25, 2025; Tennessee Tech, Mar 26, 2024

Putouts: 1, Queens, Mar 25, 2025; Tennessee Tech, Mar 26, 2024

Assists: 1, West Georgia, Mar 11, 2025

Nate Snead

Year	avg	gp-gs	ab	r	h	2b	3b	hr	rbi	tb	slg%	bb	hbp	so	gdp	ob%	sf	sh	sb-att	po	a	e	fld%
2023*	.000	24-1	0	0	0	0	0	0	0	0	.000	0	0	0	0	.000	0	0	0-0	0	5	3	.625
2024	.000	0-0	0	0	0	0	0	0	0	0	.000	0	0	0	0	.000	0	0	0-0	4	6	0	1.000
2025	.000	0-0	0	0	0	0	0	0	0	0	.000	0	0	0	0	.000	0	0	0-0	4	1	2	.714
TOTAL	.000	0-0	0	0	0	0	0	0	0	0	.000	0	0	0	0	.000	0	0	0-0	8	7	2	.882
All*	.000	24-1	0	0	0	0	0	0	0	0	.000	0	0	0	0	.000	0	0	0-0	8	12	5	.800

Year	era	w-l	app	gs	cg	sho	sv	ip	h	r	er	bb	so	2b	3b	hr	bf	bavg	wp	hbp	bk	sfa	sha
2023*	3.16	1-2	24	1	0	0/1	3	42.2	37	18	15	17	53	9	1	1	187	.230	2	5	0	2	2
2024	3.11	10-2	29	1	0	0/2	6	75.1	71	28	26	26	61	9	1	9	322	.251	2	8	1	3	1
2025	3.53	3-1	19	1	0	0/0	5	43.1	44	26	17	15	35	6	0	4	190	.262	10	3	0	3	1
TOTAL	3.26	13-3	48	2	0	0/2	11	118.2	115	54	43	41	96	15	1	13	512	.255	12	11	1	6	2
All*	3.24	14-5	72	3	0	0/3	14	161.1	152	72	58	58	149	24	2	14	699	.248	14	16	1	8	4

* Statistics from prior team/school

SINGLE-GAME HIGHS [all-time ranking]:

Innings pitched: 6.0, Illinois, Mar 10, 2024

Walks allowed: 5 [t-2nd], vs Baylor, Feb 18, 2024

Strikeouts: 7, at Florida, May 04, 2024

Batters faced: 26, at Alabama, Mar 17, 2024

Field chances: 3, Samford, Feb 22, 2025

Putouts: 2, Samford, Feb 22, 2025

Assists: 1, 7 times

Runners CS: 1, 6 times



2025 Tennessee Baseball Individual Career History



Bryson Thacker

Year	avg	gp-gs	ab	r	h	2b	3b	hr	rbi	tb	slg%	bb	hbp	so	gdp	ob%	sf	sh	sb-att	po	a	e	fld%
Year	era	w-l	app	gs	cg	sho	sv	ip	h	r	er	bb	so	2b	3b	hr	bf	bavg	wp	hbp	bk	sfa	sha
2025	0.00	0-0	5	0	0	0/0	0	4.1	1	1	0	4	7	0	0	0	18	.077	0	1	0	0	0
TOTAL	0.00	0-0	5	0	0	0/0	0	4.1	1	1	0	4	7	0	0	0	18	.077	0	1	0	0	0

SINGLE-GAME HIGHS [all-time ranking]:

Innings pitched: 1.0, Tennessee Tech, Apr 01, 2025; Bellarmine, Apr 15, 2025; Queens, Mar 25, 2025

Walks allowed: 1, 4 times

Strikeouts: 3, Tennessee Tech, Apr 01, 2025

Batters faced: 5, Tennessee Tech, Apr 01, 2025

Tanner Wiggins

Year	avg	gp-gs	ab	r	h	2b	3b	hr	rbi	tb	slg%	bb	hbp	so	gdp	ob%	sf	sh	sb-att	po	a	e	fld%
Year	era	w-l	app	gs	cg	sho	sv	ip	h	r	er	bb	so	2b	3b	hr	bf	bavg	wp	hbp	bk	sfa	sha
2025	0.00	0-0	4	0	0	0/0	0	2.1	1	0	0	4	4	0	0	0	12	.125	1	0	0	0	0
TOTAL	0.00	0-0	4	0	0	0/0	0	2.1	1	0	0	4	4	0	0	0	12	.125	1	0	0	0	0

SINGLE-GAME HIGHS [all-time ranking]:

Innings pitched: 1.0, UNC Asheville, Feb 18, 2025


Walks allowed: 3, St. Bonaventure, Mar 09, 2025

Strikeouts: 2, UNC Asheville, Feb 18, 2025

Batters faced: 4, St. Bonaventure, Mar 09, 2025

TV / RADIO SPOTTING CHART

PLAYERS



1 • Dean Curley
So. • INF



2 • Ariel Antigua
So. • INF



4 • Manny Marin
Fr. • INF




5 • Cannon Peebles
Jr. • C



6 • Gavin Kilen
Jr. • INF



7 • Nate Snead
Jr. • RHP



8 • Jay Abernathy
Fr. • OF/INF



9 • Hunter Ensley
R-Sr. • OF



10 • Chris Newstrom
Fr. • OF/INF



11 • Andrew Fischer
Jr. • INF




12 • Liam Doyle
Jr. • LHP




13 • Reese Chapman
Jr. • OF




14 • Blake Grimmer
R-Fr. • INF



15 • Hunter High
So. • INF/OF



16 • Dalton Bargo
Jr. • UTL




17 • Thomas Crabtree
So. • RHP




18 • Austin Breedlove
Jr. • RHP



19 • Andrew Behnke
Jr. • LHP



20 • Colby Backus
R-Sr. • OF



21 • Tegan Kuhns
Fr. • RHP



23 • Marcus Phillips
Jr. • RHP




25 • Brandon Arvidson
R-So. • LHP




27 • Stone Lawless
R-Fr. • C



28 • Ryan Combs
Jr. • RHP



29 • Aidan Hayse
Fr. • RHP



30 • Levi Clark
Fr. • C/INF



31 • Austin Hunley
R-So. • RHP



32 • Tate Strickland
Fr. • RHP




33 • AJ Russell
Jr. • RHP



34 • Brayden Krenzel
Fr. • RHP




35 • Michael Sharman
R-Jr. • LHP




36 • Brayden May
R-Fr. • LHP



37 • Dylan Loy
So. • LHP



42 • Bryson Thacker
R-Fr. • LHP




43 • Luke Payne
So. • LHP



44 • Nic Abraham
Fr. • RHP



45 • Alberto Osuna
Gr. • 1B



46 • Brayden Sharp
R-Fr. • OF/LHP



48 • Tanner Wiggins
So. • RHP



50 • Tanner Franklin
Jr. • RHP

STAFF



Tony Vitello
Head Coach



Josh Elander
Assoc. Head Coach
(Third Base Coach)



Frank Anderson
Assistant Coach
(Pitching Coach)



Ross Kivett
Assistant Coach
(First Base Coach)



Ricky Martinez
Director of Player
Development



Luke Bonfield
Director of Recruiting
Operations



Quentin Eberhardt
Director of Baseball
Sports Performance



Jeff Wood
Associate Director of
Sports Medicine