

VANDERBILT BASEBALL

2014 NATIONAL CHAMPIONS ★ 2019 NATIONAL CHAMPIONS

2025 Schedule and Results

OVERALL: 20-5 | SEC: 4-2 | H: 16-0 | A: 3-3 | N: 1-2

FEBRUARY (9-1)		All Times CT
14	at Grand Canyon#	W, 4-3
15	vs. #24 Nebraska#	L, 4-6
16	vs. UC Irvine#	W, 9-8
17	Air Force	W, 3-1
18	Air Force	W, 5-2
21	Saint Mary's (Calif.)	W, 11-4
22	Saint Mary's (Calif.)	W, 13-7
23	Saint Mary's (Calif.)	W, 10-0 (7 inn.)
25	Tennessee Tech	W, 16-3 (7 inn.)
28	at UCLA®	W, 8-3

MARCH (11-4)		
1	at USC®	L, 1-3
2	vs. UConn®	L, 2-6
4	Evanville	Canceled
5	St. Bonaventure	W, 14-1 (7 inn.)
7	Xavier	W, 15-3 (7 inn.)
8	Xavier	W, 6-1
9	Xavier	W, 4-0
11	Valparaiso	W, 12-0 (7 inn.)
14	at #25 Auburn*	L, 2-6
15	at #25 Auburn*	W, 8-6
16	at #25 Auburn*	L, 6-7
18	Belmont	W, 13-2 (7 inn.)
20	Texas A&M*	W, 5-3
21	Texas A&M*	W, 3-1
22	Texas A&M*	W, 8-5
25	Eastern Kentucky	W, 10-0 (8 inn.)
28	#2 Arkansas*	7 p.m.
29	#2 Arkansas*	2 p.m.
30	#2 Arkansas*	1 p.m.

APRIL (0-0)		
1	Western Kentucky	6 p.m.
4	at Florida*	5:30 p.m.
5	at Florida*	3 p.m.
6	at Florida*	11 a.m.
8	Dayton	6 p.m.
11	at #9 Oklahoma*	7 p.m.
12	at #9 Oklahoma*	4 p.m.
13	at #9 Oklahoma*	2 p.m.
15	Lipscomb	6 p.m.
17	#3 Georgia*	6 p.m.
18	#3 Georgia*	6 p.m.
19	#3 Georgia*	2 p.m.
22	Middle Tennessee	6 p.m.
25	at #15 Ole Miss*	6:30 p.m.
26	at #15 Ole Miss*	5 p.m.
27	at #15 Ole Miss*	1:30 p.m.
29	Indiana State	6 p.m.

MAY (0-0)		
2	#12 Alabama*	6 p.m.
3	#12 Alabama*	2 p.m.
4	#12 Alabama*	3 p.m.
6	at Louisville	5 p.m.
9	at #1 Tennessee*	4:30 p.m.
10	at #1 Tennessee*	4 p.m.
11	at #1 Tennessee*	2 p.m.
15	Kentucky*	6 p.m.
16	Kentucky*	6 p.m.
17	Kentucky*	2 p.m.
20-25	SEC Tournament^	TBA

MLB Desert Invite - Phoenix, Ariz.

® Southern California College Baseball Classic

* Southeastern Conference game

^ - SEC Tournament - Hoover, Ala.

Rankings represent D1Baseball.com's poll at time of the contest

Vanderbilt Athletic Communications • 2601 Jess Neely Dr. Nashville, TN 37212

Baseball Contact: Will Owens • Cell: 502.718.2525 • Email: will.owens@vanderbilt.edu

VUCommodores.com • Twitter: @VandyBoys

Games 26-28



#14 Vanderbilt Commodores (20-5, 4-2 SEC) vs. #2 Arkansas Razorbacks (23-3, 5-1 SEC)

Game 1: Friday, March 28 @ 7 p.m. CT • SEC Network

Game 2: Saturday, March 29 @ 2 p.m. CT • SECN+

Game 3: Sunday, March 30 @ 1 p.m. CT • SECN+

#14 VANDERBILT

Rankings: D1: 14 | NCBWA: 12 | Coaches: 13

BA: 14 | PG: 13

Head Coach: Tim Corbin

Career Record: 1,047-586-1 (29th)

Record at Vanderbilt: 942-448-1 (23rd)



#2 ARKANSAS

Rankings: D1: 2 | NCBWA: 1 | Coaches: 2

BA: 2 | PG: 4

Head Coach: Dave Van Horn

Career Record: 1,277-628-0 (32nd)

Record at School: 906-460 (23rd)

Weekend Preview: Vanderbilt hosts Arkansas for a three-game series beginning Friday at Hawkins Field.

- The Commodores trail the all-time series 33-35. Vandy won two of three the last time out against Arkansas in 2023.
- The Does have won three consecutive series against the Razorbacks dating back to 2019.
- Vandy is off to a 16-0 start at home this season, the best home start in program history.
- The Does have outscored their opponents 116-19 over the last 12 home games including seven run-rule victories.

Last Time Out: Vandy recorded its fifth consecutive midweek run-rule win, beating Eastern Kentucky 10-0 in eight innings on Tuesday.

- **Rustan Rigdon** led the Vanderbilt offense with four hits including the walk-off single in the eighth to put the Does up by 10. Rigdon doubled, drove in a pair of runs and scored once.
- Vanderbilt swept Texas A&M at home last weekend, totaling 49 strikeouts as a pitching staff, the most in a three-game series since at least 2014.
- Vandy's three starting pitchers in the series issued just one walk to 26 strikeouts.

On the Mound: Vanderbilt's pitching staff boasts a 3.23 ERA, ninth best in D1 and second in the SEC.

- Vandy's pitchers have reached double-digit strikeouts in 19 of 25 games this season.
- Vanderbilt leads the nation in hits allowed per nine innings (5.99) and is third in strikeouts per nine innings (12.7).
- The Does' four shutouts are tied for fifth in D1.

RJ Doing RJ Things: Junior **RJ Austin** is tied for most stolen bases in the SEC with 12.

- Austin enters the weekend batting .313 with a home run, three triples and eight doubles to go with 14 walks.
- Austin hit the go-ahead, two-run single in the seventh inning to help lift Vanderbilt past Texas A&M on March 22.
- He hit two triples in the win over Saint Mary's on Feb. 21, the first Commodore since Tony Kemp in 2012 to do so.
- Austin's nine multi-hit games this season is second on the team. His eight multi-RBI performances is most on the team.

Big Innings: Vandy has scored four or more runs in an inning 16 times this season.

- The Does have scored seven or more runs in an inning five times including a nine-spot twice.

MLB Opening Day: Eleven Vanderbilt alumni made Opening Day rosters in the MLB this season. That mark is tied with Florida for most in the SEC.

- JJ Bleday, Athletics
- Walker Buehler, Boston Red Sox
- Tyler Ferguson, Athletics
- Sonny Gray, St. Louis Cardinals
- Jack Leiter, Texas Rangers
- Bryan Reynolds, Pittsburgh Pirates
- Kumar Rocker, Texas Rangers
- Collin Snider, Seattle Mariners
- Dansby Swanson, Chicago Cubs
- Kyle Wright [Injured List], Kansas City Royals
- Mike Yastrzemski, San Francisco Giants

The Gauntlet: Of Vanderbilt's 56 games this season, 30 are against opponents who made it to the NCAA Tournament last season and 12 are against opponents who made it to Omaha.

- Six of Vandy's opponents were ranked in the D1Baseball preseason poll including five in the top 10, three in the top five.
- Six of Vanderbilt's remaining eight SEC series will be against an opponent currently ranked by D1Baseball.
- Among SEC teams, Vanderbilt had the second-toughest strength of schedule entering SEC play according to NCAA RPI.
- Entering the Arkansas series, Vandy's seven Quad 1 RPI wins are second most in college baseball.

Immediate Impact: Newcomers on offense as well as on the mound have been major contributors for the Commodores early in the season.

- From the transfer ranks, **Riley Nelson** leads the team in average, hits, runs scored and OBP. **Mike Mancini** and **Mac Rose** have also been impressive, combining for 22 RBI and 29 walks.
- Freshmen **Brodie Johnston** and **Rustan Rigdon** are off to hot starts as well. Johnston is hitting .346, slugging a team-high .642 and leads all Does with fiev home runs and 25 RBI. Rigdon is hitting .294 with 12 walks and is 8-for-8 on steal attempts.
- On the mound, transfer **Cody Bowker** has made six starts, posting a 2.64 ERA with 40 strikeouts over 30.2.0 innings. He's holding opposing hitters to a .171 clip.
- In total, nine newcomers have made appearances on the mound for Vandy.
- **Connor Fennell**, a transfer from Dayton, has 21 strikeouts over his first 9.1 innings in a Vandy uniform. He's allowed two runs and just six hits with two walks.

The 2025 VandyBoys: Vanderbilt's 2025 roster features 22 returners and 21 newcomers.

- Seventeen states are represented on the roster. Tennessee leads the way with 10 Commodores followed by Texas with six and California, Florida, Georgia and New Jersey with three each.
- There is one graduate student, five seniors, eight juniors, 15 sophomores and 14 freshmen on the squad.
- Among the 21 newcomers, seven transferred in during the offseason.
- **Jayson King** and **Ty Blankmeyer** joined the coaching staff in the offseason. King was most recently the head coach at Dayton while Blankmeyer was an assistant coach at Duke.

Position Rankings: Nine Commodores were recognized by D1Baseball in their preseason positional rankings.

Starting Pitchers	JD Thompson	No. 12
	Cody Bowker	No. 78
	Ethan McElvain	No. 111
Relief Pitchers	Miller Green	No. 6
	Sawyer Hawks	No. 69
Outfielders	RJ Austin	No. 21
Shortstops	Jonathan Vastine	No. 10
Third Basemen	Brodie Johnston	No. 14
Second Basemen	Mike Mancini	No. 19

Golden Spikes Award: RJ Austin was one of 55 players named to the 2025 Golden Spikes Award Preseason Watch List.

- Austin was also named to the 2025 second-team preseason All-SEC and earned preseason All-America honors from Baseball America.
- The junior led the Commodores in batting average, runs, hits, RBI and stolen bases as a sophomore in 2024.
- He was named to the Golden Spikes Award Midseason Watch List and the 2024 SEC Community Service Team.
- The Atlanta native helped lead Vanderbilt to the SEC Tournament championship as a freshman in 2023, earning tournament MVP honors along with a selection to the all-tournament team.

Johnny V: Vanderbilt shortstop **Jonathan Vastine** returns for his senior season and was named the top senior in college baseball by Perfect Game.

- Vastine led the team in doubles (18) last season and, after leading Vandy with 18 doubles in 2023, became the first Commodore since **Dansby Swanson** to lead the team in doubles in back-to-back seasons.
- In D1Baseball's 2025 preseason position rankings, Vastine came in at No. 10 among all shortstops.
- According to D1Baseball's Synergy stats, Vastine's 11.27 defensive runs saved last season was good for eighth nationally and ranked first among SEC shortstops.

Preseason Accolades: Vanderbilt will start the season ranked in the top 25 in all five major preseason polls.

- Three Commodores landed on the preseason All-SEC team. Juniors **RJ Austin** and **JD Thompson** and sophomore **Miller Green** were voted to the second team by the league's coaches.
- Austin** was honored by USA Baseball with a selection to the 2024 Golden Spikes Award Watch List. Vandy has had a student-athlete on the watch list 32 times under head coach Tim Corbin.
- Austin** was named preseason All-America by Baseball America while **Green** and **Thompson** were named preseason All-America by D1Baseball. **Mike Mancini** was named preseason All-America by the NCBWA.
- Green** was one of 77 relief pitchers named to the NCBWA preseason Stopper of the Year Watch List.

Newcomers: Vanderbilt's 2025 roster features 21 newcomers, seven of which are transfers.

- Mike Mancini** played his first two seasons at James Madison, helping lead the Dukes to the NCAA Tournament as a sophomore. Mancini earned a spot on the Sun Belt and NCAA Raleigh Regional all-tournament teams last season.
- He was named to the 2025 first-team NCBWA preseason All-America and is ranked by D1Baseball as the No. 19 second baseman entering the season.
- Freshman **Brodie Johnston** was named the No. 14 third baseman by D1Baseball and the No. 10 overall freshman by Perfect Game entering the season. He was also projected as the SEC Freshman of the Year by Baseball America.
- Johnston earned Appalachian League MVP honors at the all-star game last summer.
- Junior **Cody Bowker** joined Vanderbilt after two seasons at Georgetown. Bowker enjoyed an impressive summer in the Cape Cod League after a breakout sophomore campaign for the Hoyas.
- A pair of Dayton transfers joined the team in the offseason in **David Mendez** and **Connor Fennell**. Mendez was a first-team NCBWA Freshman All-America selection in 2024 and was the Atlantic 10 Rookie of the Year. Fennell made 15 appearances including 12 starts for the Flyers as a freshman.

Unrivaled Consistency: Since head coach **Tim Corbin** took charge in 2003, no program has enjoyed more consistent success than the Commodores.

- Vanderbilt owns the nation's longest active NCAA Tournament streak at 18 consecutive appearances.
- Vandy has been to the College World Series five times, the finals four times and has won it all twice (2014, 2019).
- More than 50 Commodores have been named All-America, including 18 first-teamers.
- Corbin has tutored more than 30 future MLB players.
- Corbin reached 1,000 career wins on March 5, 2024, vs. Eastern Michigan. He recorded his 900th Vandy win on March 16, 2024, vs. Auburn.
- Among active D1 coaches, Corbin ranks eighth by most wins. He is third in the SEC behind South Carolina's Paul Mainieri (1,522) and Arkansas' Dave Van Horn (1,277).

VANDERBILT RECORD WHEN ...

SEC Standing	T-5th
Home/Road/Neutral	16-0 / 3-3 / 1-2
Day/Night	14-3 / 6-2
vs. RH/LH starters	15-5 / 5-0
Leading after 6 innings	15-1
Trailing after 6 innings	3-4
Tied after 6 innings	2-0
Leading after 7 innings	13-1
Trailing after 7 innings	1-4
Tied after 7 innings	0-0
Leading after 8 innings	13-0
Trailing after 8 innings	0-5
Tied after 8 innings	0-0
Vanderbilt scores first	14-2
Opponents score first	6-3
Shutouts	4-0
Scoring less than 3 runs	0-3
Scoring 3 to 5 runs	6-1
Scoring 6 or more runs	14-1
Vanderbilt hits HR/hit 0 HR	10-3 / 10-2
1-run/2-run games	2-1 / 4-2
Extra innings (home/road/neutral)	0-0 / 0-0 / 0-0
Series openers/finales	3-1 / 3-1
Series W-L (home)	3-0
Series W-L (road)	0-1
Series W-L (total)	3-1
Three-game sweeps (home/road)	3-0 / 0-0

TEAM LEADERS

Batting	
Hits	Riley Nelson (31)
Doubles	Austin/Barczy (8)
Triples	RJ Austin (3)
HR	Jonathan Vastine (5)
RBIs	Brodie Johnston (25)
Runs	Riley Nelson (26)
SB	RJ Austin (12)
BB	Nelson/Rose (18)
AVG	Riley Nelson (.369)
OBP	Riley Nelson (.505)
SLG	Brodie Johnston (.642)

Pitching	
ERA (starter)	Cody Bowker (2.64)
ERA (reliever)	Multiple players (0.00)
Wins	Kranzler/Hawks (3)
Saves	Miller Green (5)
Appearances	Seiber/Shorey (9)
Starts	Thompson/Bowker/Nye (6)
Innings (starter)	JD Thompson (31.0)
Innings (reliever)	Sawyer Hawks (19.0)
Strikeouts (starter)	JD Thompson (42)
Strikeouts (reliever)	Sawyer Hawks (29)

SEC Weekly Awards

March 10 _____ Brodie Johnston (Co-Freshman)

VANDERBILT IN THE NATIONAL RANKINGS

DATE	Baseball America	D1Baseball	NCBWA	Perfect Game	USA Today/Coaches
Preseason	15	16	14	15	18
Feb. 17	13	15	14	15	18
Feb. 24	13	14	14	14	12
March 3	17	18	12	17	18
March 10	14	16	13	14	14
March 17	18	22	14	20	19
March 24	14	14	12	13	13
March 31					
April 7					
April 14					
April 21					
April 28					
May 5					
May 12					
May 19					
May 26					
June 3					
Postseason					

*For consistency, Vanderbilt uses the D1Baseball.com (D1) poll as its primary ranking.

PROBABLE PITCHING MATCHUPS

DATE	OPPONENT	VANDERBILT STARTER	OPPOSING STARTER
3/28	Arkansas	LHP JD Thompson (2-1, 4.06)	LHP Zach Root (3-1, 4.02)
3/29	Arkansas	RHP Cody Bowker (2-1, 2.64)	RHP Gabe Gaeckle (1-0, 6.57)
3/30	Arkansas	RHP Connor Fennell (2-0, 1.93)	LHP Landon Beidelschies (3-0, 3.76)

NOTES CONTINUED

Welcome to the Show: With the call-ups of Austin Martin (Twins), Jack Leiter (Rangers) and Tyler Ferguson (Athletics), Kumar Rocker (Rangers) and Jake Eder (White Sox), Vanderbilt led all schools with 18 alumni to appear on MLB rosters in 2024, including the IL.

- Martin made his debut with the Twins on March 30, Leiter with the Rangers on April 18, Ferguson with the A's on May 7, Rocker with the Rangers on Sept. 12 and Eder with the White Sox on Sept. 17.
- With Eder's debut, 36 former Commodores have made their MLB debuts since Tim Corbin's first season at Vandy in 2003.

Dores in the Draft: Vanderbilt saw seven players get selected in the 2024 MLB Draft led by Bryce Cunningham and Carter Holton who were both taken in the second round.

- There have been multiple Commodores taken in every draft since 2004 with six or more players being selected in four consecutive drafts.
- All-time, Vanderbilt has more than 200 players selected in the MLB Draft including an NCAA-leading 152 since 2003.
- With five pitchers taken in the 2024 draft, nearly 80 Commodore arms have been drafted since 2003.
- Vanderbilt's 22 first-round selections in the Tim Corbin Era (2003-pres.) is most in the SEC.
- Vanderbilt's 2024 MLB Draft picks:

Player	Team	Pick
Bryce Cunningham, RHP	Yankees	Round 2, Pick 53
Carter Holton, LHP	Braves	Round 2, Pick 62
Greysen Carter, RHP	Yankees	Round 5, Pick 152
Andrew Dutkanych IV, RHP	Cardinals	Round 7, Pick 201
Davis Diaz, INF/C	Athletics	Round 8, Pick 226
Devin Futrell, LHP	Red Sox	Round 10, Pick 297
Alan Espinal, C	Rockies	Round 11, Pick 318

Upgrades to the Hawk: Vanderbilt revealed artistic renderings for major enhancements to Hawkins Field, home of Vanderbilt baseball and the two-time national champion VandyBoys. A cornerstone of Vandy United's recently announced Dare to Grow phase, the Hawkins Field initiative creates extensive premium seating opportunities, expands capacity and reimagines the game day experience for supporters of one of college baseball's most successful programs.

- **Second grandstand level:** A new deck of seats above the existing grandstand, part of raising capacity by more than 10 percent, will feature exclusive opera-style boxes that put fans on top of the action. A second pillared concourse creates a coliseum effect for the exterior façade along the multi-use greenway developed in Vandy United's initial phase.
- **Multiple innovative club spaces, including left-field wall and behind-the-plate seating:** A completely new addition to Hawkins Field, club spaces give supporters unique ways to enjoy the game. Spaces include seating atop the iconic left-field wall and a partially submerged behind-the-plate vantage point in the main grandstand.
- **Multiple private suite opportunities:** Also all-new at Hawkins Field, private suites will form a new third level above the existing press box and offer the ultimate group experience.
- **360-degree stadium experience:** Fans will be able walk between infield and outfield seating areas without leaving the facility, further enhancing the atmosphere.
- **Hawkins Field entry atrium:** An instantly Instagrammable spot for all VandyBoys fans, a new entry atrium beyond right field offers a place to meet before climbing the stairs to soak in the unforgettable view of the field.
- **Multi-purpose building:** A new 20,000-square-foot building beyond right field provides space for enhancing both the fan and student-athlete experience.



Vanderbilt Commodores 2025 Baseball Roster

No.	Name	Pos.	B/T	Ht.	Wt.	Yr./Exp.	Hometown/High School	Pronunciations
2	RJ Hamilton	UTL	R/R	5-10	185	So./1L	Hoover, Ala./Hoover	
3	Jayden Davis	INF	R/R	5-10	205	Jr./1L	Cookeville, Tenn./Cookeville	
5	Mike Mancini	INF	L/R	5-11	173	Jr./TR	Endwell, N.Y./Maine-Endwell	man-SEEN-ee
8	Chris Maldonado	INF	R/R	6-1	196	Jr./2L	Short Hills, N.J./Seton Hall Prep	MALL-duh-NAH-doe
9	Brodie Johnston	INF	R/R	6-2	203	Fr./HS	Ooltewah, Tenn./Boyd-Buchanan School	
10	Jacob Humphrey	UTL	R/R	5-10	180	Sr./1L	Standish, Maine/Bonny Eagle	
13	Jonathan Vastine	INF	L/R	5-11	174	Sr./3L	Bartow, Fla./Bartow Senior High	vass-tyne
16	Mac Rose	C	L/R	6-0	195	So./TR	Rockwall, Texas/Rockwall	
17	Ryan Ginther	LHP	R/L	5-11	198	Sr./3L	Hendersonville, Tenn./Station Camp	Hard “G”
18	JD Rogers	OF	L/L	5-10	207	Sr./3L	Carmel, Ind./Carmel	
19	Rustan Rigdon	INF	S/R	6-0	177	Fr./HS	Metter, Ga./Metter	
20	David Mendez	UTL	R/R	5-11	184	So./TR	Aldie, Va./Independence	
21	Hudson Barton	RHP	R/R	6-3	199	Fr./HS	Franklin, Tenn./Grace Christian Academy	
22	JD Thompson	LHP	R/L	6-0	199	Jr./2L	Rusk, Texas/Rusk	
25	AJ DePaolo	C	R/R	5-11	195	Fr./HS	Carrollton, Texas/Prestonwood Christian Academy	deh-PAUL-o
26	Braden Holcomb	INF	R/R	6-4	240	So./1L	Orlando, Fla./Foundation Academy	
28	Will Hampton	INF/OF	L/L	5-11	197	Fr./HS	Richmond Hill, Ga./Calvary Day	
30	Ethan Robinson	RHP	R/R	6-5	223	So./1L	Murfreesboro, Tenn./Donelson Christian Academy	
32	Riley Nelson	INF	L/R	6-3	222	Jr./TR	Trophy Club, Texas/Byron Nelson	
33	Luke Guth	RHP	R/R	6-1	182	So./1L	Franklin, Pa./Franklin Area	Hard “G”
34	Brennan Seiber	RHP	R/R	6-5	228	So./1L	Newport Beach, Calif./Mater Dei	Like “cyber”
36	Levi Huesman	LHP	R/L	6-0	186	Jr./1L	Hanover, Va./Hanover	hues-man
37	Jakob Schulz	LHP	R/L	6-2	206	So./1L	Houston, Texas/Memorial	
39	Connor Fennell	RHP	R/R	6-1	168	So./TR	Londonderry, N.H./Londonderry	FINN-ull
40	Austin Nye	RHP	R/R	6-2	205	Fr./HS	Roseville, Calif./Woodcreek	
42	RJ Austin	UTL	R/R	5-11	199	Jr./2L	Atlanta, Ga./Pace Academy	
43	Matthew Shorey	LHP	L/L	6-2	176	Fr./HS	Nashville, Tenn./Father Ryan	
44	Colin Barczy	C	R/R	6-3	213	So./1L	Naperville, Ill./Naperville Central	BAR-see
45	Aiden O’Connell	LHP	L/L	6-2	191	Fr./HS	Bedford, N.H./Bedford	
46	Roman Petricca	LHP	R/L	6-2	175	Fr./HS	Mt. Juliet, Tenn./Mt. Juliet	peh-TRICK-uh
47	Tommy Goodin	OF	L/R	6-1	192	Fr./HS	Thousand Oaks, Calif./Adolfo Camarillo	
50	Aukai Kea	C	R/R	6-1	202	Fr./HS	Kapolei, Hawaii/IMG Academy	OW-kye • KAY-uh
51	Ryker Waite	INF	S/R	5-10	176	Fr./HS	Queen Creek, Ariz./Queen Creek	like “wait”
55	Cody Bowker	RHP	R/R	6-1	212	Jr./TR	Bowdoinham, Maine/Thornton Academy	like take a bow
66	Deegan Cordova	RHP	R/R	6-2	188	So./1L	Lake Havasu City, Ariz./Lake Havasu	
70	Tristan Bristow	RHP	R/R	6-3	189	Fr./HS	Helotes, Texas/Harlan	
73	Tommy O’Rourke	RHP	R/R	6-2	211	Grad./TR	Morristown, N.J./Seton Hall Prep	
77	Alex Kranzler	RHP	R/R	6-3	222	So./1L	Norwood, N.J./Northern Valley Regional	
88	Sawyer Hawks	RHP	R/R	6-4	215	Sr./1L	Lakeland, Fla./McKeel Academy of Technology	
89	Ethan McElvain	LHP	S/L	6-4	238	So./1L	Thompsons Station, Tenn./Nolensville	MAC-el-vain
90	Miller Green	LHP	L/L	6-5	230	So./1L	Nashville, Tenn./Lipscomb Academy	
96	Nate Teague	RHP	R/R	6-7	232	So./1L	Snow Camp, N.C./Southern Alamance	
99	England Bryan	RHP	R/R	6-1	231	Fr./HS	Hillsboro, Tenn./Middle Tennessee Christian	

Staff

Head coach: 4 Tim Corbin (Ohio Wesleyan '84) – 23rd season at Vanderbilt

Associate Head Coach: 26 Scott Brown (SUNY-Cortland '99)

Assistant Coach: 6 Jayson King (Framingham State College '93)

Assistant Coach: 11 Ty Blankmeyer (St. John's '16)

Maggie Corbin Minority Baseball Apprentice: Ro Coleman (Vanderbilt '17)

Athletic Trainer: Chris Matarazzo (Springfield College '12)

Strength & Conditioning Coach: Walker Grisanti (Vanderbilt '19)

Director of Baseball Operations: Amy Elkus (Kentucky '14)

Director of External Affairs: Josh Foster (Alabama '17)

Director of Player Development: Brandon Barak (Illinois '12)

Director of Recruiting: John Michael Morris (Middle Tennessee '11)

Video Coordinator: Zach Monash (Arizona '13)

Quality Control: Tyler Herb (Coastal Carolina '14)

Equipment Manager: Bailey Provo (Lipscomb '21)

Student Managers: Kayden Angell, Michael Brody, Mark Pyburn, Will Sugar

2025 TV ROSTER



#2 RJ Hamilton
Hoover, Ala.



#3 Jayden Davis
Cookeville, Tenn.



#5 Mike Mancini
Endwell, N.Y.



#8 Chris Maldonado
Short Hills, N.J.



#9 Brodie Johnston
Ooltewah, Tenn.



#10 Jacob Humphrey
Standish, Maine



#13 Jonathan Vastine
Bartow, Fla.



#16 Mac Rose
Rockwall, Texas



#17 Ryan Ginther
Hendersonville, Tenn.



#18 JD Rogers
Carmel, Ind.



#19 Rustan Rigdon
Metter, Ga.



#20 David Mendez
Aldie, Va.



#21 Hudson Barton
Franklin, Tenn.



#22 JD Thompson
Rusk, Texas



#25 AJ DePaolo
Carrolltown, Texas



#26 Braden Holcomb
Orlando, Fla.



#28 Will Hampton
Richmond Hill, Ga.




#30 Ethan Robinson
Murfreesboro, Tenn.




#32 Riley Nelson
Trophy Club, Texas




#33 Luke Guth
Franklin, Pa.



#34 Brennan Seiber
Newport Beach, Calif.



#36 Levi Huesman
Hanover, Va.



#37 Jakob Schulz
Houston, Texas




#39 Connor Fennell
Londonderry, N.H.



#40 Austin Nye
Roseville, Calif.



#42 RJ Austin
Atlanta, Ga.



#43 Matthew Shorey
Nashville, Tenn.



#44 Colin Barczi
Naperville, Ill.



#45 Aiden O'Connell
Bedford, N.H.



#46 Roman Petricca
Mt. Juliet, Tenn.




#47 Tommy Goodin
Thousand Oaks, Calif.



#50 Aukai Kea
Kapolei, Hawai'i



#51 Ryker Waite
Queen Creek, Ariz.



#55 Cody Bowker
Bowdoinham, Maine



#66 Deegan Cordova
Lake Havasu City, Ariz.



#70 Tristan Bristow
Helotes, Texas



#73 Tommy O'Rourke
Morristown, N.J.



#77 Alex Kranzler
Norwood, N.J.



#88 Sawyer Hawks
Lakeland, Fla.



#89 Ethan McElvain
Thompson's Station, Tenn.



#90 Miller Green
Nashville, Tenn.



#96 Nate Teague
Snow Camp, N.C.



#99 England Bryan
Hillsboro, Tenn.



#4 Tim Corbin
Head Coach



#26 Scott Brown
Assoc. HC/Pitching



#6 Jayson King
Assistant Coach



#11 Ty Blankmeyer
Assistant Coach



2025 Vanderbilt Baseball
Overall Statistics for Vanderbilt (as of Mar 25, 2025)
(All games Sorted by Batting avg)



Record: 20-5 Home: 16-0 Away: 3-3 Neutral: 1-2 SEC: 4-2

Player	avg	gp-gs	ab	r	h	2b	3b	hr	rbi	tb	slg%	bb	hp	so	gdp	ob%	sf	sh	sb-att	po	a	e	fld%
32 Riley Nelson	.369	25-25	84	26	31	6	0	2	22	43	.512	18	6	16	0	.505	1	0	4-4	148	10	1	.994
10 Jacob Humphrey	.364	22-21	66	22	24	3	2	2	16	37	.561	11	4	14	1	.481	0	4	11-12	26	0	1	.963
9 Brodie Johnston	.346	20-19	81	18	28	7	1	5	25	52	.642	2	0	16	0	.357	1	0	1-1	7	28	3	.921
42 RJ Austin	.313	25-25	96	22	30	8	3	1	22	47	.490	14	5	18	0	.422	1	0	12-14	52	3	0	1.000
19 Rustan Rigdon	.294	18-16	51	14	15	3	0	0	8	18	.353	12	3	16	0	.448	1	0	8-8	9	5	2	.875
16 Mac Rose	.263	23-19	57	9	15	2	0	1	12	20	.351	18	3	11	1	.444	3	1	0-0	82	4	0	1.000
44 Colin Barczi	.250	24-23	88	19	22	8	1	2	19	38	.432	5	3	19	4	.313	0	0	1-1	207	9	0	1.000
13 Jonathan Vastine	.233	24-24	73	18	17	1	0	4	20	30	.411	13	0	21	1	.341	2	2	2-2	31	38	2	.972
26 Braden Holcomb	.231	20-16	52	13	12	0	0	1	10	15	.288	10	1	16	2	.359	1	0	0-0	16	0	0	1.000

5 Mike Mancini	.326	17-15	43	12	14	1	0	1	10	18	.419	11	1	11	1	.473	0	3	3-3	16	28	2	.957
20 David Mendez	.250	12-2	8	4	2	0	0	1	4	5	.625	1	1	1	0	.400	0	1	0-0	2	0	0	1.000
3 Jayden Davis	.195	16-11	41	4	8	3	0	1	4	14	.341	7	1	9	1	.320	1	0	0-0	11	26	1	.974
18 JD Rogers	.176	17-4	17	6	3	2	0	1	2	8	.471	4	0	4	0	.318	1	0	0-0	6	0	0	1.000
8 Chris Maldonado	.087	13-5	23	2	2	1	0	0	1	3	.130	5	0	13	0	.250	0	0	0-0	3	2	0	1.000
2 RJ Hamilton	.000	10-0	3	2	0	0	0	0	0	0	.000	1	0	2	0	.250	0	0	1-2	1	0	0	1.000
51 Ryker Waite	.000	5-0	2	1	0	0	0	0	1	0	.000	2	0	2	0	.500	0	0	0-0	1	3	0	1.000
Totals	.284	25	785	192	223	45	7	22	176	348	.443	134	28	189	11	.401	12	11	43-47	627	179	13	.984
Opponents	.188	25	739	81	139	34	2	19	73	234	.317	88	25	294	11	.293	8	8	12-17	592	214	30	.964

LOB - Team (188), Opp (160). DPs turned - Team (12), Opp (17). CI - Team (0), Opp (2). IBB - Team (1), Nelson 1, Opp (1).
Picked off - Rigdon 1, Nelson 1, Rose 1, Austin 1.

(All games Sorted by Earned run avg)

Player	era	w-l	app	gs	cg	sho	sv	ip	h	r	er	bb	so	2b	3b	hr	b/avg	wp	hp	bks	sfa	sha
55 Cody Bowker	2.64	2-1	6	6	0	0/2	0	30.2	19	10	9	10	40	6	0	4	.171	1	2	0	0	0
22 JD Thompson	4.06	2-1	6	6	0	0/0	0	31.0	25	14	14	7	42	3	0	3	.219	5	4	0	3	2

33 Luke Guth	0.00	0-0	5	0	0	0/0	0	5.2	4	0	0	1	4	0	0	0	.211	1	0	1	0	1
36 Levi Huesman	0.00	1-0	6	0	0	0/2	0	4.1	1	0	0	0	7	1	0	0	.077	0	0	0	0	1
70 Tristan Bristow	0.00	0-0	1	0	0	0/0	0	1.0	0	0	0	0	1	0	0	0	.000	0	0	0	0	0
40 Austin Nye	1.04	1-0	6	6	0	0/2	0	17.1	8	2	2	10	21	3	0	0	.140	0	1	0	0	0
77 Alex Kranzler	1.12	3-0	8	0	0	0/1	2	16.0	9	4	2	4	16	1	1	1	.158	0	0	0	0	0
88 Sawyer Hawks	1.42	3-0	7	0	0	0/1	2	19.0	9	3	3	5	29	2	0	0	.143	0	2	0	1	0
90 Miller Green	1.64	0-1	7	0	0	0/0	5	11.0	7	2	2	2	15	2	0	2	.179	1	0	0	0	0
39 Connor Fennell	1.93	2-0	6	1	0	0/1	0	9.1	6	2	2	2	21	1	0	1	.182	0	2	0	0	1
34 Brennan Seiber	2.08	1-0	9	1	0	0/2	0	13.0	7	3	3	5	18	0	0	1	.171	3	3	0	1	0
17 Ryan Ginther	2.25	0-0	4	0	0	0/1	1	4.0	3	1	1	1	7	0	0	1	.214	0	0	0	0	0
73 Tommy O'Rourke	2.35	2-0	8	0	0	0/1	1	7.2	2	2	2	4	11	1	0	0	.083	2	1	0	1	0
37 Jakob Schulz	4.15	1-0	4	0	0	0/0	0	4.1	0	2	2	4	7	0	0	0	.000	0	2	0	0	0
99 England Bryan	6.43	0-0	8	0	0	0/2	0	7.0	5	6	5	7	13	1	0	2	.200	1	0	1	0	1
43 Matthew Shorey	7.36	1-0	9	0	0	0/1	0	7.1	5	6	6	4	6	2	0	1	.185	0	1	0	0	1
89 Ethan McElvain	8.79	0-2	6	5	0	0/0	0	14.1	19	16	14	17	27	8	0	2	.322	0	4	0	2	1
45 Aiden O'Connell	9.00	0-0	1	0	0	0/0	0	1.0	2	1	1	0	2	1	0	0	.400	0	0	0	0	0
21 Hudson Barton	12.60	1-0	4	0	0	0/0	0	5.0	8	7	7	5	7	2	1	1	.364	0	3	1	0	0
Totals	3.23	20-5	25	25	0	4/4	11	209.0	139	81	75	88	294	34	2	19	.188	14	25	3	8	8
Opponents	7.80	5-20	25	25	0	0/0	3	197.1	223	192	171	134	189	45	7	22	.284	18	28	6	12	11

PB - Team (2), Rose 1, Barczi 1, Opp (1). Pickoffs - Team (6), Seiber 2, Rose 1, Hawks 1, Thompson 1, Nye 1, Opp (4). SBA/ATT
- Barczi (10-12), Thompson (1-3), McElvain (2-3), Rose (2-2), Hawks (2-2), Nye (1-2), Kranzler (2-2), Schulz (1-1), Green
(1-1), Barton (0-1), Fennell (1-1), Seiber (1-1).



2025 Vanderbilt Baseball
Conference statistics for Vanderbilt (as of Mar 22, 2025)
(SEC games only Sorted by Batting avg)



Record: 4-2 Home: 3-0 Away: 1-2 SEC: 4-2

Player	avg	gp-gs	ab	r	h	2b	3b	hr	rbi	tb	slg%	bb	hp	so	gdp	ob%	sf	sh	sb-att	po	a	e	fld%
26 Braden Holcomb	.375	5-5	16	3	6	0	0	1	5	9	.563	3	0	3	1	.474	0	0	0-0	5	0	0	1.000
32 Riley Nelson	.333	6-6	21	5	7	3	0	1	3	13	.619	3	0	5	0	.417	0	0	0-0	40	1	0	1.000
9 Brodie Johnston	.320	6-6	25	4	8	2	0	1	6	13	.520	0	0	6	0	.320	0	0	0-0	4	12	2	.889
13 Jonathan Vastine	.263	6-6	19	5	5	0	0	2	5	11	.579	1	0	3	0	.286	1	0	0-0	7	9	1	.941
10 Jacob Humphrey	.227	6-6	22	5	5	0	1	1	3	10	.455	3	0	5	1	.320	0	1	1-1	10	0	1	.909
44 Colin Barczy	.200	6-6	20	4	4	1	0	1	3	8	.400	3	1	4	1	.333	0	0	0-0	63	4	0	1.000
16 Mac Rose	.176	6-5	17	1	3	0	0	0	2	3	.176	3	2	5	0	.364	0	0	0-0	0	0	0	.000
42 RJ Austin	.160	6-6	25	3	4	2	0	0	4	6	.240	1	1	5	0	.222	0	0	0-0	17	2	0	1.000

5 Mike Mancini	.333	4-4	12	1	4	0	0	0	0	4	.333	1	0	4	0	.385	0	1	0-0	5	8	0	1.000
3 Jayden Davis	.222	3-2	9	1	2	1	0	0	1	3	.333	0	0	1	0	.222	0	0	0-0	4	5	1	.900
19 Rustan Rigdon	.000	1-1	3	0	0	0	0	0	0	0	.000	0	0	2	0	.000	0	0	0-0	0	0	0	.000
8 Chris Maldonado	.000	2-1	2	0	0	0	0	0	0	0	.000	0	0	2	0	.000	0	0	0-0	0	0	0	.000
20 David Mendez	.000	3-0	0	0	0	0	0	0	0	0	.000	0	0	0	0	.000	0	0	0-0	0	0	0	.000
18 JD Rogers	.000	2-0	0	0	0	0	0	0	0	0	.000	0	0	0	0	.000	0	0	0-0	0	0	0	.000
Totals	.251	6	191	32	48	9	1	7	32	80	.419	18	4	45	3	.327	1	2	1-1	156	43	6	.971
Opponents	.233	6	202	28	47	13	0	6	25	78	.386	19	4	64	1	.307	3	0	2-2	153	47	5	.976

LOB - Team (32), Opp (44). DPs turned - Team (2), Opp (7). CI - Team (0), Opp (1). IBB - Team (0), Opp (1). Picked off - Nelson 1.

(SEC games only Sorted by Earned run avg)

Player	era	w-l	app	gs	cg	sho	sv	ip	h	r	er	bb	so	2b	3b	hr	b/avg	wp	hp	bk	sfa	sha
88 Sawyer Hawks	2.57	1-0	2	0	0	0/0	1	7.0	5	2	2	2	9	2	0	0	.200	0	0	0	0	0
55 Cody Bowker	3.86	0-0	2	2	0	0/0	0	11.2	11	6	5	2	12	5	0	2	.234	0	0	0	0	0
22 JD Thompson	4.76	0-1	2	2	0	0/0	0	11.1	10	6	6	2	13	1	0	1	.227	3	1	0	1	0

73 Tommy O'Rourke	0.00	1-0	3	0	0	0/0	1	2.0	1	0	0	1	3	0	0	0	.167	0	0	0	1	0
33 Luke Guth	0.00	0-0	1	0	0	0/0	0	1.0	1	0	0	0	0	0	0	0	.200	0	0	0	0	0
36 Levi Huesman	0.00	0-0	1	0	0	0/0	0	0.1	0	0	0	0	0	0	0	0	.000	0	0	0	0	0
90 Miller Green	1.93	0-1	3	0	0	0/0	2	4.2	4	1	1	1	6	2	0	1	.235	0	0	0	0	0
77 Alex Kranzler	2.08	2-0	3	0	0	0/0	0	4.1	3	2	1	3	6	1	0	0	.188	0	0	0	0	0
39 Connor Fennell	4.50	0-0	2	1	0	0/0	0	4.0	4	2	2	1	8	1	0	1	.250	0	1	0	0	0
43 Matthew Shorey	5.40	0-0	3	0	0	0/0	0	1.2	2	1	1	1	0	0	0	0	.286	0	0	0	0	0
89 Ethan McElvain	9.00	0-0	2	1	0	0/0	0	3.0	5	5	3	4	5	1	0	1	.357	0	1	0	1	0
99 England Bryan	18.00	0-0	2	0	0	0/0	0	1.0	1	2	2	2	2	0	0	0	.250	0	0	0	0	0
34 Brennan Seiber	99.00	0-0	1	0	0	0/0	0	0.0	0	1	1	0	0	0	0	0		0	1	0	0	0
Totals	4.15	4-2	6	6	0	0/0	4	52.0	47	28	24	19	64	13	0	6	.233	3	4	0	3	0
Opponents	5.12	2-4	6	6	0	0/0	1	51.0	48	32	29	18	45	9	1	7	.251	1	4	0	1	2

PB - Team (0), Opp (1). Pickoffs - Team (1), Hawks 1, Opp (1). SBA/ATT - Barczy (2-2), Hawks (1-1), Kranzler (1-1).

2025 Game Results

Date	Opponent		Score	Inns	Overall	SEC	Pitcher of record	Attend	Time
Feb 14, 2025	at Grand Canyon	w	4-3	9	1-0-0	0-0-0	Hawks (W 1-0)	5294	2:52
Feb 15, 2025	vs #24 Nebraska	L	4-6	9	1-1-0	0-0-0	McElvain (L 0-1)	3000	3:05
Feb 16, 2025	vs UC Irvine	w	9-8	9	2-1-0	0-0-0	O'Rourke (W 1-0)	825	3:24
Feb 17, 2025	AIR FORCE	w	3-1	9	3-1-0	0-0-0	Fennell (W 1-0)	3344	3:05
Feb 18, 2025	AIR FORCE	w	5-2	9	4-1-0	0-0-0	Schulz (W 1-0)	3172	2:58
Feb 21, 2025	SAINT MARY'S	w	11-4	9	5-1-0	0-0-0	Hawks (W 2-0)	3306	3:30
Feb 22, 2025	SAINT MARY'S	w	13-7	9	6-1-0	0-0-0	Shorey (W 1-0)	3360	3:22
Feb 23, 2025	SAINT MARY'S	w	10-0	7	7-1-0	0-0-0	Bowker (W 1-0)	3265	2:17
Feb 25, 2025	TENNESSEE TECH	w	16-3	7	8-1-0	0-0-0	Seiber (W 1-0)	3200	3:03
Feb 28, 2025	at UCLA	w	8-3	9	9-1-0	0-0-0	Thompson (W 1-0)	1095	3:12
Mar 01, 2025	at USC	L	1-3	9	9-2-0	0-0-0	McElvain (L 0-2)	3518	3:34
Mar 02, 2025	vs UConn	L	2-6	9	9-3-0	0-0-0	Bowker (L 1-1)	290	2:48
Mar 05, 2025	ST. BONAVENTURE	w	14-1	7	10-3-0	0-0-0	Barton (W 1-0)	3064	3:00
Mar 07, 2025	XAVIER	w	15-3	7	11-3-0	0-0-0	Thompson (W 2-0)	3254	2:28
Mar 08, 2025	XAVIER	w	6-1	9	12-3-0	0-0-0	Kranzler (W 1-0)	3373	2:52
Mar 09, 2025	XAVIER	w	4-0	9	13-3-0	0-0-0	Bowker (W 2-1)	3323	2:14
Mar 11, 2025	VALPARAISO	w	12-0	7	14-3-0	0-0-0	Fennell (W 2-0)	3358	2:19
* Mar 14, 2025	at #23 Auburn	L	2-6	9	14-4-0	0-1-0	Thompson (L 2-1)	4780	2:26
* Mar 15, 2025	at #23 Auburn	w	8-6	9	15-4-0	1-1-0	Hawks (W 3-0)	4669	3:25
* Mar 16, 2025	at #23 Auburn	L	6-7	9	15-5-0	1-2-0	Green (L 0-1)	4799	2:51
Mar 18, 2025	BELMONT	w	13-2	7	16-5-0	1-2-0	Nye (W 1-0)	3802	2:05
* Mar 20, 2025	TEXAS A&M	w	5-3	9	17-5-0	2-2-0	Kranzler (W 2-0)	3802	2:40
* Mar 21, 2025	TEXAS A&M	w	3-1	9	18-5-0	3-2-0	O'Rourke (W 2-0)	3802	2:14
* Mar 22, 2025	TEXAS A&M	w	8-5	9	19-5-0	4-2-0	Kranzler (W 3-0)	3802	3:17
Mar 25, 2025	EASTERN KENTUCKY	w	10-0	8	20-5-0	4-2-0	Huesman (W 1-0)	3802	2:58

* = Conference game

() extra inning game

2025 Miscellaneous Stats

Multiple Hit Games	2	3	4	5+	Total
32 Riley Nelson	8	2	-	-	10
9 Brodie Johnston	8	2	-	-	10
42 RJ Austin	6	3	-	-	9
44 Colin Barczi	6	1	-	-	7
10 Jacob Humphrey	5	1	-	-	6
16 Mac Rose	4	-	-	-	4
5 Mike Mancini	2	1	-	-	3
19 Rustan Rigdon	2	-	1	-	3
13 Jonathan Vastine	2	-	-	-	2
26 Braden Holcomb	1	1	-	-	2
3 Jayden Davis	2	-	-	-	2
8 Chris Maldonado	1	-	-	-	1
TEAM	47	11	1	0	59

Multiple RBI Games	2	3	4	5+	Total
42 RJ Austin	7	1	-	-	8
13 Jonathan Vastine	6	1	-	-	7
32 Riley Nelson	5	1	1	-	7
9 Brodie Johnston	3	2	1	1	7
44 Colin Barczi	4	1	-	-	5
10 Jacob Humphrey	2	2	-	-	4
5 Mike Mancini	2	-	1	-	3
19 Rustan Rigdon	2	-	-	-	2
16 Mac Rose	1	-	-	-	1
20 David Mendez	1	-	-	-	1
26 Braden Holcomb	1	-	-	-	1
TEAM	34	8	3	1	46

Hitting Streaks	Longest	Current
10 Jacob Humphrey	14	-
9 Brodie Johnston	8	3
42 RJ Austin	7	2
26 Braden Holcomb	6	-
19 Rustan Rigdon	6	1
13 Jonathan Vastine	5	1
32 Riley Nelson	5	-
5 Mike Mancini	3	2
44 Colin Barczi	3	1
16 Mac Rose	2	1
18 JD Rogers	2	-
3 Jayden Davis	2	-
8 Chris Maldonado	1	-
20 David Mendez	1	-

Reached Base Streaks	Longest	Current
10 Jacob Humphrey	19	1
32 Riley Nelson	14	14
13 Jonathan Vastine	11	1
42 RJ Austin	10	2
19 Rustan Rigdon	10	1
44 Colin Barczi	9	9
16 Mac Rose	9	8
9 Brodie Johnston	8	3
3 Jayden Davis	7	-
26 Braden Holcomb	6	1
5 Mike Mancini	6	2
18 JD Rogers	5	-
8 Chris Maldonado	2	-
20 David Mendez	2	2
51 Ryker Waite	1	-
2 RJ Hamilton	1	1

SEASON HIGHS AND LOWS

TEAM BATTING

Most runs, game _____ 16 vs. Tennessee Tech (Feb. 25)
 Most runs, inning _____ 9, 2x, last 7th inn. vs. Xavier (March 7)
 Most hits, game _____ 13 vs. Saint Mary's (Feb. 22)
 Most hits, inning _____ 7 (6th inn.) vs. St. Bonaventure (March 5)
 Fewest hits, game _____ 4 vs. Xavier (March 9)
 Most doubles, game _____ 4, 3x, last at #25 Auburn (March 15)
 Most triples, game _____ 2, 2x, last vs. Saint Mary's (Feb. 21)
 Most home runs, game _____ 3, 3x, last vs. Belmont (March 18)
 Most home runs, inning _____ 2, 3x, last 4th inn. at #25 Auburn (March 16)
 Most extra-base hits _____ 6 vs. Xavier (March 7)
 Most total bases _____ 24 vs. Xavier (March 7)
 Most stolen bases, game _____ 5, 2x, last vs. Saint Mary's (Feb. 23)
 Most walks, game _____ 13, 2x, last vs. Tennessee Tech (Feb. 25)
 Most strikeouts, game _____ 14 at USC (March 1)
 Most hit by pitch, game _____ 4 at Grand Canyon (Feb. 14)
 Most left on base _____ 17, vs. Saint Mary's (Feb. 21)

INDIVIDUAL PITCHING

Most innings pitched, SP _____ 7.0, Cody Bowker at #25 Auburn (March 16)
 Most innings pitched, RP _____ 4.1, Alex Kranzler vs. Xavier (March 8)
 Most strikeouts, SP _____ 10, 3x, last JD Thompson vs. Texas A&M (March 21)
 Most strikeouts, RP _____ 7, Sawyer Hawks vs. Xavier (March 9)
 Most walks allowed _____ 4, Ethan McElvain vs. Xavier (March 8)
 Most runs allowed _____ 5, JD Thompson at #25 Auburn (March 14)
 Most earned runs allowed _____ 5, JD Thompson at #25 Auburn (March 14)
 Most hits allowed _____ 7, JD Thompson vs. Saint Mary's (Feb. 21)
 Fewest hits allowed, CG _____ --
 Most home runs allowed _____ 2, 2x, last JD Thompson vs. Xavier (March 7)
 Most pitches thrown _____ 107, Cody Bowker at #25 Auburn (March 16)

INDIVIDUAL BATTING

Most hits _____ 4, Rustan Rigdon vs. ECU (March 25)
 Most runs _____ 3, 7x, last Jacob Humphrey vs. Belmont (March 18)
 Most doubles _____ 2, 4x, last Riley Nelson vs. Texas A&M (March 21)
 Most triples _____ 2, RJ Austin vs. Saint Mary's (Feb. 21)
 Most home runs _____ 2, Brodie Johnston vs. Xavier (March 7)
 Most total bases _____ 8, Brodie Johnston vs. Xavier (March 7)
 Most RBIs _____ 6, Brodie Johnston vs. Xavier (March 7)
 Most stolen bases _____ 4, Jacob Humphrey vs. Belmont (March 18)
 Most walks _____ 3, 4x, last Riley Nelson vs. ECU (March 25)
 Most strikeouts _____ 4, Chris Maldonado at Grand Canyon (Feb. 14)
 Longest hitting streak _____ 14, Jacob Humphrey (Feb. 16-March 14)

MISCELLANEOUS TEAM

Longest winning streak _____ 8 games (Feb. 16-28)
 Longest losing streak _____ 2 games (March 1-2)
 Most games over .500 _____ 15 games, 20-5 (Present)
 Most games under .500 _____ N/A
 Longest game, innings _____ 9 inn., 18x, last vs. Texas A&M (March 22)
 Longest game, time _____ 3:34 at USC (March 1)
 Shortest game, time _____ 2:05 (7 inn.) vs. Belmont (March 18)
 Largest crowd, Hawkins Field _____ 3,802, 5x, last vs. ECU (March 25)
 Smallest crowd, Hawkins Field _____ 3,064 vs. St. Bonaventure (March 5)
 Largest crowd, road _____ 5,294 at Grand Canyon (Feb. 14)
 Smallest crowd, road _____ 825 vs. UC Irvine (Feb. 16)
 Largest winning margin _____ 13, 2x, last 14-1 (7 inn.) vs. St. Bonaventure (March 5)
 Largest losing margin _____ 4, 2x, last 2-6 at #25 Auburn (March 14)
 Largest deficit overcome to win _____ 4, vs. Saint Mary's (Feb. 22)
 Largest lead relinquished to lose _____ 5, led 6-1 at #25 Auburn (March 16)
 Most double plays turned _____ 2 vs. ECU (March 25)
 Most double plays turned by opponent _____ 2, 2x, last vs. UConn (March 2)
 Most errors _____ 3 vs. Saint Mary's (Feb. 22)
 Most errors by an opponent _____ 5 vs. Valparaiso (March 11)
 Most stolen bases by an opponent _____ 3 vs. Xavier (March 8)

TEAM PITCHING

Most walks _____ 8 vs. Saint Mary's (Feb. 22)
 Fewest walks _____ 1, 4x, last vs. Texas A&M (March 21)
 Most runs allowed, game _____ 8 vs. UC Irvine (Feb. 16)
 Most runs allowed, inning _____ 6 (6th inn.) vs. UC Irvine (Feb. 16)
 Most hits allowed, game _____ 11 vs. Texas A&M (March 22)
 Most hits allowed, inning _____ 4, 2x, last 3rd inn. at #25 Auburn (March 14)
 Fewest hits allowed, game _____ 1 vs. Xavier (March 9)
 Most home runs allowed, game _____ 3 vs. UConn (March 2)
 Most consecutive scoreless inn. _____ 21 vs. Xavier/Valpo (March 8-11)

2025 HOME RUN NOTES

HOMERS AT THE HAWK: 13
HOMERS ON THE ROAD: 9

SOLO HOMERS: 11
2-RUN HOMERS: 5

3-RUN HOMERS: 3
GRAND SLAMS: 3

2-HOME RUN GAMES BY VANDERBILT (1 in 2025)

Last: Brodie Johnston, 3/7/25 vs. Xavier

3-HOME RUN GAMES BY VANDERBILT (0 IN 2025)

Last: Connor Kaiser, 6/3/18 at Clemson

PINCH-HIT HOME RUNS BY VANDERBILT (0 IN 2025)

Last: Troy LaNeve, 5/18/24 at #2 Kentucky

GRAND SLAMS BY VANDERBILT (3 IN 2025)

Last: Mike Mancini, 3/18/25 vs. Belmont

FIRST-INNING LEADOFF HOME RUNS BY VANDERBILT (1 in 2025)

Last: RJ Austin, 2/15/25 vs. #24 Nebraska

WALK-OFF HOME RUNS (0 IN 2025)

Last: Davis Diaz, 4/23/24 vs. UT Martin

INSIDE-THE-PARK HOME RUNS BY VANDERBILT (0 IN 2025)

Last: Will Toffey, 3/22/17 vs. Belmont

BACK-TO-BACK HOME RUNS BY VANDERBILT (2 IN 2025)

Last: Jonathan Vastine and Braden Holcomb (4th inn.), 3/16/25 at Auburn

THE LAST TIME VANDERBILT ...

Won 5 or more consecutive games	5 games (March 5-March 11)
Won 7 or more consecutive games	8 games (Feb. 16-28, 2025)
Won 10 or more consecutive games	14 games (Feb. 27-March 12, 2024)
Won 13 or more consecutive games	14 games (Feb. 27-March 19, 2024)
Won 14 or more consecutive games	14 games (Feb. 27-March 19, 2024)
Won 15 or more consecutive games	15 games (March 14-April 6, 2023)

Won 5 or more consecutive home games	13 games (May 12, 2024-pres.)
Won 8 or more consecutive home games	13 games (May 12, 2024-pres.)
Won 10 or more consecutive home games	13 games (May 12, 2024-pres.)
Won 15 or more consecutive home games	17 games (Feb. 27-April 19, 2024)
Won 20 or more consecutive home games	Never Happened

Won 5 or more consecutive road games	5 games (March 5, 2023-April 6, 2023)
Won 7 or more consecutive road games	7 games (March 25, 2021-April 16, 2021)
Won 10 or more consecutive road games	11 games (April 9-May 17, 2019)
Won 12 or more consecutive road games	13 games (April 20, 2013-March 18, 2014)

Won 5 or more consecutive conference games	10 games (March 16, 2023-April 6, 2023)
Won 6 or more consecutive conference games	10 games (March 16, 2023-April 6, 2023)
Won 9 or more consecutive conference games	10 games (March 16, 2023-April 6, 2023)
Won 11 or more consecutive conference games	11 games (April 20-May 16, 2013)

Won 5 or more consecutive conference home games	8 games (March 15-April 19, 2024)
Won 8 or more consecutive conference home games	8 games (March 15-April 19, 2024)
Won 9 or more consecutive conference home games	12 games (March 23-May 16, 2013)

Won 5 or more consecutive conference road games	16 games (April 19, 2019-April 16, 2021)
Won 7 or more consecutive conference road games	16 games (April 19, 2019-April 16, 2021)
Won 9 or more consecutive conference road games	16 games (April 19, 2019-April 16, 2021)

Won 5 or more consecutive midweek games	17 games (Feb. 21, 2024-pres.)
Won 10 or more consecutive midweek games	17 games (Feb. 21, 2024-pres.)
Won 15 or more consecutive midweek games	17 games (Feb. 21, 2024-pres.)
Won 20 or more consecutive midweek games	25 games (March 5, 2019-April 20, 2021)

Won 5 or more consecutive midweek home games	16 games (Feb. 21, 2024-pres.)
Won 10 or more consecutive midweek home games	16 games (Feb. 21, 2024-pres.)
Won 15 or more consecutive midweek home games	16 games (Feb. 21, 2024-pres.)
Won 20 or more consecutive midweek home games	28 games (March 5, 2019-April 19, 2022)

Lost 5 or more consecutive games	6 games (April 29-May 8, 2018)
Lost 7 or more consecutive games	7 games (March 28-April 6, 1997)
Lost 8 or more consecutive games	12 games (March 25-April 10, 1994)

Lost 4 or more consecutive home games	4 games (Feb. 24-29, 2012)
Lost 5 or more consecutive home games	6 games (April 30-May 22, 2005)
Lost 6 or more consecutive home games	6 games (April 30-May 22, 2005)
Lost 7 or more consecutive home games	9 games (1965-1966)

Lost 5 or more consecutive road games	5 games (May 3-17, 2024)
Lost 6 or more consecutive road games	6 games (March 30-April 20, 2018)
Lost 7 or more consecutive road games	8 games (Feb. 17-April 6, 2012)
Lost 8 or more consecutive road games	8 games (Feb. 17-April 6, 2012)
Lost 9 or more consecutive road games	9 games (March 25-April 26, 1994)
Los 10 or more consecutive road games	11 games (April 18, 1978-March 5, 1979)

Lost 5 or more consecutive conference games	7 games (April 26-May 11, 2024)
Lost 6 or more consecutive conference games	7 games (April 26-May 11, 2024)
Lost 7 or more consecutive conference games	7 games (April 26-May 11, 2024)
Lost 8 or more consecutive conference games	11 games (April 5-27, 2002)
Lost 9 or more consecutive conference games	11 games (April 5-27, 2002)
Lost 10 or more consecutive conference games	11 games (April 5-27, 2002)

Lost 5 or more consecutive conference home games	5 games (April 12-27, 2002)
Lost 6 or more consecutive conference home games	9 games (April 14-May 14, 2000)
Lost 7 or more consecutive conference home games	9 games (April 14-May 14, 2000)
Lost 8 or more consecutive conference home games	9 games (April 14-May 14, 2000)

Lost 5 or more consecutive conference road games	8 games (April 12 - May 17, 2024)
Lost 6 or more consecutive conference road games	8 games (April 12 - May 17, 2024)
Lost 7 or more consecutive conference road games	8 games (April 12 - May 17, 2024)
Lost 8 or more consecutive conference road games	8 games (April 12 - May 17, 2024)
Lost 10 or more consecutive conference road games	10 games (April 5-May 17, 2002)

Shutout an opponent	vs. Valparaiso, 12-0 (7 inn.)(March 11, 2025)
Shutout an opponent on Opening Day	vs. #7 Oklahoma State, 3-0 (Feb. 18, 2022)
Shutout an opponent at home	vs. Valparaiso, 12-0 (7 inn.)(March 11, 2025)
Shutout an SEC opponent at home	vs. #1 Tennessee, 3-0 (May 12, 2024)
Shutout an opponent on the road	at Missouri, 5-0, (April 8, 2023)
Shutout an SEC opponent on the road	at Missouri, 5-0, (April 8, 2023)
Shutout an opponent on a neutral field	vs. Duke, 3-0 @ Nashville Super Regional (June 8, 2019)
Shutout a midweek opponent at home	vs. Valparaiso, 12-0 (7 inn.)(March 11, 2025)
Shutout a midweek opponent on the road	at Middle Tennessee, 1-0 (April 12, 2011)
Shutout back-to-back opponents	vs. Xavier (4-0), vs. Valparaiso (12-0) (7 inn.)(March 9-11, 2025)
Shutout three consecutive opponents	vs. South Alabama, 3-0 + 4-0; vs. Illinois-Chicago, 9-0 (Feb. 18-21, 2020)

Was shutout	at #19 Georgia, 0-10 (7 inn.) (May 3, 2024)
Was shutout in back-to-back games	at #3 Texas A&M, 0-15 (7 inn.), 0-9 (April 12-13, 2024)
Was shutout on Opening Day	vs. San Diego, 10-0 (Feb. 17, 2006)

Was shutout at home	vs. #17 UCLA, 3-0 (Feb. 25, 2023)
Was shutout at home by an SEC opponent	#1 Tennessee, 5-0 (April 3, 2022)
Was shutout on the road	at #19 Georgia, 0-10 (7 inn.) (May 3, 2024)
Was shutout on the road by an SEC opponent	at #19 Georgia, 0-10 (7 inn.) (May 3, 2024)
Was shutout on a neutral field	vs. Mississippi State, 9-0, at College World Series (June 30, 2021))
Was shutout against a midweek opponent at home	vs. #10 Louisville, 1-0 (May 3, 2022)
Was shutout against a midweek opponent on the road	at North Florida, 2-0 (March 5, 1991)
Was shutout against a non-conference opponent on a neutral site	vs. NC State, 1-0, at CWS (June 21, 2021)

Run-ruled an opponent	vs. EKU, 10-0 (8 inn.)(March 25, 2025)
Run-ruled an opponent at home	vs. EKU, 10-0 (8 inn.)(March 25, 2025)
Run-ruled an opponent this season	7x, last vs. EKU, 10-0 (8 inn.)(March 25, 2025)

Was run-ruled	at #2 Kentucky, 7-17 (7 inn.) (May 17, 2024)
---------------	--

Played in 14 or more innings	14 innings, vs. Illinois-Chicago (W, 6-5) (Feb. 27, 2016)
Played in 15 or more innings	16 innings, vs. Ole Miss (L, 6-5) (April 10, 2015)
Played in 16 or more innings	16 innings, vs. Ole Miss (L, 6-5) (April 10, 2015)
Played in 17 or more innings	2x, last 17 innings, vs. Evansville (W, 2-1) (March 8, 2023)
	Previous: 17 innings, vs. Louisville (W, 11-10) (May 11, 2010)

Won both games of a doubleheader	vs. Wagner: 12-1, 13-1 (March 5, 2022)
Shutout opponent in both games of a doubleheader	vs. Georgia: 3-0, 6-0 (April 27, 1976)
Lost both games of a doubleheader	at South Carolina: 4-8, 3-8 (March 23, 2024)

Swept a 3-game series at home	vs. Texas A&M (March 20-22, 2025)
Swept a 3-game series at home vs. non-conference opponent	vs. Xavier (March 7-9, 2025)
Swept a 3-game series on the road	at Mississippi State (March 24-27, 2023)
Swept a 3-game SEC series at home	vs. Texas A&M (March 20-22, 2025)
Swept a 3-game SEC series on the road	at Mississippi State (March 24-27, 2023)
Swept a midweek series at home	2 games, vs. Air Force (Feb. 17-18, 2025)
Swept a midweek series on the road	2 games, at Ohio (May 17-18, 2005)
Swept a four-game series	at Hawaii (March 4-6, 2022)

Was swept in a 3-game series at home	vs. #1 Tennessee (April 1-3, 2022)
Was swept in a 3-game series at home vs. non-conference opponent	vs. Oregon (Feb. 24-26, 2012)
Was swept in a 3-game series on the road	at #19 Georgia (May 3-5, 2024)
Was swept in a 3-game SEC series at home	vs. #1 Tennessee (April 1-3, 2022)
Was swept in a 3-game SEC series on the road	at #19 Georgia (May 3-5, 2024))

Swept 3 or more SEC series in a season	4, 2023 (vs. Ole Miss, at Miss. St., vs. Georgia, vs. UK)
Swept 5 or more SEC series in a season	5, 2019 (vs. UF, at ALA, vs. AUB, at USC, at UK)
Swept 6 or more SEC series in a season	6, 2013 (at AUB, vs. UT, at OM, vs. MIZ, vs. MSU, vs. UK)
Was swept in 3 or more SEC series in a season	3, 2024 (at USC, at TAMU, at UGA)
Was swept in 4 or more SEC series in a season	4, 2002 (vs. UGA, at OM, at UF, at AUB)

Swept Alabama in a 3-game series at home	April 9-11, 2011
Swept Alabama in a 3-game series on the road	April 19-21, 2019
Was swept by Alabama in a 3-game series at home	April 17-19, 2009
Was swept by Alabama in a 3-game series on the road	April 22-23, 2006

Swept Florida in a 3-game series at home	March 21-23, 2019
Swept Florida in a 3-game series on the road	Never Happened
Was swept by Florida in a 3-game series at home	May 20-22, 2005
Was swept by Florida in a 3-game series on the road	May 12-14, 2023

Swept Georgia in a 3-game series at home	March 31-April 2, 2023
Swept Georgia in a 3-game series on the road	April 3-5, 2015
Was swept by Georgia in a 3-game series at home	March 31-April 2, 2023
Was swept by Georgia in a 3-game series on the road	May 3-5, 2024

Swept Kentucky in a 3-game series at home	April 28- April 30, 2023
Swept Kentucky in a 3-game series on the road	May 16-18, 2019
Was swept by Kentucky in a 3-game series at home	May 12-14, 2000
Was swept by Kentucky in a 3-game series on the road	April 9-10, 1988

Swept LSU in a 3-game series at home	April 22-24, 2011
Swept LSU in a 3-game series on the road	April 1-3, 2021
Was swept by LSU in a 3-game series at home	May 19-21, 2022
Was swept by LSU in a 3-game series on the road	March 7-9, 1997

Swept Mississippi State in a 3-game series at home	April 26-28, 2013
Swept Mississippi State in a 3-game series on the road	March 24-27, 2023
Was swept by Mississippi State in a 3-game series at home	April 20-21, 1991
Was swept by Mississippi State in a 3-game series on the road	March 11-12, 2000

Swept Missouri in a 3-game series at home	March 28-30, 2024
Swept Missouri in a 3-game series on the road	March 25-27, 2021
Was swept by Missouri in a 3-game series at home	Never Happened
Was swept by Missouri in a 3-game series on the road	Never Happened

Swept South Carolina in a 3-game series at home	Never Happened
Swept South Carolina in a 3-game series on the road	May 3-5, 2019
Was swept by South Carolina in a 3-game series at home	April 12-14, 2002
Was swept by South Carolina in a 3-game series on the road	March 23-24, 2024

Swept Tennessee in a 3-game series at home	March 29-31, 2013
Swept Tennessee in a 3-game series on the road	May 2-4, 2008
Was swept by Tennessee in a 3-game series at home	April 1-3, 2022
Was swept by Tennessee in a 3-game series on the road	April 21-23, 2023

Swept Texas A&M in a 3-game series at home	March 20-22, 2025
Swept Texas A&M in a 3-game series on the road	Never Happened
Was swept by Texas A&M in a 3-game series at home	Never Happened
Was swept by Texas A&M in a 3-game series on the road	April 12-14, 2024

THE LAST TIME VANDERBILT ...

Defeated a Top 25 ranked team _____	at #25 Auburn, 8-6 (March 15, 2025)
Defeated a Top 25 ranked team at home _____	vs. #1 Tennessee, 3-0 (May 12, 2024)
Defeated a Top 25 ranked team on the road _____	at #25 Auburn, 8-6 (March 15, 2025)
Defeated a Top 25 ranked team at a neutral site _____	vs. #15 Mississippi State, 4-3 [SECT] (May 23, 2024)
Defeated a Top 25 ranked non-conference team _____	vs. #15 Texas, 14-11 (March 3, 2024)
Defeated a Top 25 ranked non-conference team at home _____	vs. #17 UCLA, 2-1 (Feb. 26, 2023)
Defeated a Top 25 ranked non-conference team on the road _____	at #13 Oklahoma State - Game 2, 18-4 (March 13, 2021)
Defeated a Top 20 ranked team _____	vs. #15 Mississippi State, 4-3 [SECT] (May 23, 2024)
Defeated a Top 20 ranked team at home _____	vs. #1 Tennessee, 3-0 (May 12, 2024)
Defeated a Top 20 ranked team on the road _____	at #2 Kentucky, 12-4 (May 18, 2024)
Defeated a Top 20 ranked team at a neutral site _____	vs. #15 Mississippi State, 4-3 [SECT] (May 23, 2024)
Defeated a Top 15 ranked team _____	vs. #15 Mississippi State, 4-3 [SECT] (May 23, 2024)
Defeated a Top 15 ranked team at home _____	vs. #1 Tennessee, 3-0 (May 12, 2024)
Defeated a Top 15 ranked team on the road _____	at #2 Kentucky, 12-4 (May 18, 2024)
Defeated a Top 15 ranked team at a neutral site _____	vs. #15 Mississippi State, 4-3 [SECT] (May 23, 2024)
Defeated a Top 10 ranked team _____	vs. #1 Tennessee, 13-4 [SECT] (May 22, 2024)
Defeated a Top 10 ranked team at home _____	vs. #1 Tennessee, 3-0 (May 12, 2024)
Defeated a Top 10 ranked team on the road _____	at #2 Kentucky, 12-4 (May 18, 2024)
Defeated a Top 10 ranked team at a neutral site _____	vs. #1 Tennessee, 13-4 [SECT] (May 22, 2024)
Defeated a Top 5 ranked team _____	vs. #1 Tennessee, 13-4 [SECT] (May 22, 2024)
Defeated a Top 5 ranked team at home _____	vs. #1 Tennessee, 3-0 (May 12, 2024)
Defeated a Top 5 ranked team on the road _____	at #2 Kentucky, 12-4 (May 18, 2024)
Defeated a Top 5 ranked team at a neutral site _____	vs. #1 Tennessee, 13-4 [SECT] (May 22, 2024)
Defeated a #1 ranked team _____	vs. #1 Tennessee, 3-0 (May 12, 2024)
Defeated a #1 ranked team at home _____	vs. #1 Tennessee, 3-0 (May 12, 2024)
Defeated a #1 ranked team on the road _____	at #1 Florida, 5-0 (May 14, 2016)
Defeated a #1 ranked team at a neutral site _____	vs. #1 Tennessee, 13-4 [SECT] (May 22, 2024)
Won a series against a Top 25 ranked team _____	at #18 LSU, 6-10, 8-6, 13-3 (8 inn.) (April 4-6, 2024)
Won a series against a Top 10 ranked team _____	vs. #2 Arkansas, 2-8, 10-8, 7-6 (May 18-20, 2023)
Won a series against a Top 25 ranked team at home _____	vs. #18 Auburn, 11-1, 13-5, 9-6 (March 15-17, 2024)
Won a series against a Top 10 ranked team at home _____	vs. #2 Arkansas, 2-8, 10-8, 7-6 (May 18-20, 2023)
Won a series against a Top 25 ranked team on the road _____	at #18 LSU, 6-10, 8-6, 13-3 (8 inn.) (April 4-6, 2024)
Won a series against a Top 10 ranked team on the road _____	at #4 Arkansas, 9-6, 6-11, 5-0 (May 13-15, 2022)
Swept a series against a Top 25 ranked team _____	vs. #18 Auburn, 11-1, 13-5, 9-6 (March 15-17, 2024)
Swept a series against a Top 10 ranked team _____	2 games, at #1 Arkansas, 9-0, 13-6 (April 10-11, 2009)
	3 games, vs. #3 Ole Miss, 12-2, 8-0, 7-2 (March 16-18, 2023)
Played to a tie _____	vs. Alabama, 3-3 - 8 inn. (May 20, 2017)
Hit back-to-back home runs _____	Jonathan Vastine (2-run), Braden Holcomb (solo) at#25 Auburn (March 16, 2025)
Hit back-to-back HR twice in a game _____	Spencer Jones (solo), Dominic Keegan (solo) - 3rd inn;
	Tate Kolwyck (solo), Carter Young (solo) - 7th inn. vs. Missouri (March 20, 2022)
Had multiple players hit 2-or-more home runs _____	Stephen Scott (2), Philip Clarke (2), Connor Kaiser (3) at Clemson (June 3, 2018)
Hit 2 or more home runs in an inning _____	2, 4th inn. at #25 Auburn (March 16, 2025)
Hit 3 or more home runs in an inning _____	3, 4th inning, vs. Georgia State (May 2, 2023)
Hit 5 or more home runs in a game _____	5, vs. Duke (June 9, 2019)
Hit 6 or more home runs in a game _____	9, vs. #8 Clemson @ NCAA Clemson Regional (June 3, 2018)
Hit 8 or more home runs in a game _____	9, vs. #8 Clemson @ NCAA Clemson Regional (June 3, 2018)
Hit multiple grand slams in a single game _____	2, Noland Parker at Mississippi State (March 24, 2023)
Hit multiple grand slams in a season _____	3 (Riley Nelson/Brodie Johnston/Mike Mancini) (2025)
Hit 3 or more grand slams in a season _____	3 (Riley Nelson/Brodie Johnston/Mike Mancini) (2025)
Hit 4 or more grand slams in a season _____	4 (D. Keegan, T. Kolwyck, C. Young, I. Thomas) (2021)
Homered in 3 or more consecutive innings _____	3, vs. #1 Tennessee, 7th-8th-9th [SECT] (May 22, 2024)
Homered in 4 or more consecutive innings _____	4, vs. Clemson, 5th-6th-7th-8th (June 3, 2018)
Homered in 5 or more consecutive games _____	13 games (March 1-22, 2022)
Homered in 8 or more consecutive games _____	13 games (March 1-22, 2022)
Homered in 9 or more consecutive games _____	13 games (March 1-22, 2022)
Homered in 10 or more consecutive games _____	13 games (March 1-22, 2022)
Scored 10 or more runs in 3 consecutive games _____	4 games (Feb. 21-25, 2025)
Scored 10 or more runs in 4 consecutive games _____	4 games (Feb. 21-25, 2025)
Scored 10 or more runs in 5 or more consecutive games _____	6 games (April 22-May 1, 2011)
Scored 15 or more runs in a game _____	15, vs. Xavier (7 inn.) (March 7, 2025)
Scored 20 or more runs in a game _____	20, vs. Indiana State (Feb. 27, 2024)
Scored 20 or more runs in consecutive games _____	21-10 vs. Tennessee Tech; 22-11 at S. Carolina (April 30; May 3, 2019)
Scored 10 or more runs in a loss _____	12-14, vs. Arkansas (April 14, 2019)
Scored 15 or more runs in a loss _____	15-16, 10 inn. - at LSU (May 7, 2010)
Scored 17 or more runs in a loss _____	17-22, vs. Michigan State (March 20, 1993)
Scored 20 or more runs in a loss _____	Never Happened
Scored 10 or more unanswered runs (1 game) _____	10 vs. ECU (March 25, 2025)
Scored 10 or more unanswered runs _____	20, vs. Xavier/Valparaiso (March 8-11, 2025)
Scored 15 or more unanswered runs (1 game) _____	16 vs. Tennessee Tech (Feb. 25, 2025)
Scored 15 or more unanswered runs _____	20, vs. Xavier/Valparaiso (March 8-11, 2025)
Scored 20 or more unanswered runs (1 game) _____	21, vs. Radford @ NCAA Nashville Regional (June 1, 2015)
Scored 20 or more unanswered runs _____	20, vs. Xavier/Valparaiso (March 8-11, 2025)
Scored in 5 consecutive innings _____	6, (1st-6th) vs. Belmont (March 18, 2025)
Scored in 6 consecutive innings _____	6, (1st-6th) vs. Belmont (March 18, 2025)
Scored in 7 consecutive innings _____	8, (1st-8th) at #18 LSU (April 6, 2024)
Scored in 8 consecutive innings _____	8, (1st-8th) at #18 LSU (April 6, 2024)
Scored in 9 or more consecutive innings (multiple games) _____	13 innings, three games (April 5-9, 2024)

Scored 5 or more runs in the first inning _____	7, vs. MTSU (April 9, 2024)
Scored 6 or more runs in the first inning _____	7, vs. MTSU (April 9, 2024)
Scored 7 or more runs in the first inning _____	7, vs. MTSU (April 9, 2024)
Scored 9 or more runs in the first inning _____	9, vs. Samford (March 12, 2019)

Scored in the first inning in 4 or more consecutive games _____	4 games (May 24-27, 2023)
Scored 7 or more runs in an inning _____	8, (3rd inn.) vs. Belmont (March 18, 2025)
Scored 10 or more runs in an inning _____	10, (5th inn.) vs. Belmont, 13-4 (March 22, 2022)
Scored 14 or more runs in an inning _____	14 (3rd inn.) vs. Middle Tennessee (May 15, 2018)
Scored 4 or more runs in three diff. innings _____	4 (1st), 5 (3rd), 4 (4th) vs. Tennessee Tech (Feb. 25, 2025)
Scored 4 or more runs in three diff. innings in consecutive games _____	6 (1st inn), 5 (3rd inn) & 4 (4th inn)
	vs. Tennessee Tech (April 30, 2019) and 7 (4th inn), 9 (6th inn) & 5 (7th inn) at S. Carolina (May 3, 2019)

Scored 10 or more runs in a road game _____	12, at #2 Kentucky (May 18, 2024)
Scored 15 or more runs in a road game _____	15, at Lipscomb (April 16, 2024)
Scored 20 or more runs in a road game _____	26, at Mississippi State (March 24, 2023)
Scored 25 or more runs in a road game _____	26, at Mississippi State (March 24, 2023)

Allowed 10 or more runs in a loss _____	17, at #2 Kentucky (May 17 2024)
Allowed 10 or more runs in a win _____	11, vs. Florida Atlantic (Feb. 16, 2024)
Allowed 15 or more runs in a game _____	17, at #2 Kentucky (May 17 2024)
Allowed 20 or more runs in a game _____	20, vs. Florida (April 15, 2017)
Allowed 7 or more runs in an inning _____	7, 8th inn. vs. Dayton (Feb. 20, 2024)
Allowed 10 or more runs in an inning _____	13, 7th inn. vs. Xavier (June 4, 2016)
Allowed 5 or more runs in the first inning _____	5, at #2 Kentucky (May 17, 2024)

Overcame a deficit of 4 or more runs in a win _____	4, vs. Saint Mary's (Feb. 22, 2025)
Overcame a deficit of 5 or more runs in a win _____	5, vs. Tennessee Tech (April 30, 2024)
Overcame a deficit of 6 or more runs in a win _____	8, vs. #15 Texas (March 3, 2024)
Overcame a deficit of 7 or more runs in a win _____	8, vs. #15 Texas (March 3, 2024)
Overcame a deficit of 8 or more runs in a win _____	8, vs. #15 Texas (March 3, 2024)
Overcame a deficit of 9 or more runs in a win _____	10, vs. Illinois State (March 1, 2015)

Squandered a lead of 5 or more runs in a loss _____	5, at #25 Auburn (March 16, 2024)
Squandered a lead of 6 or more runs in a loss _____	6, vs. Gonzaga (Feb. 25, 2024)
Squandered a lead of 7 or more runs in a loss _____	7, vs. South Carolina (April 27, 2018)

Had 15 or more hits in a game _____	15, vs. #1 Tennessee [SECT] (May 22, 2024)
Had 15 or more hits in a win _____	15, vs. #1 Tennessee [SECT] (May 22, 2024)
Had 18 or more hits in a game _____	18, vs. Georgia (April 1, 2023)
Had 18 or more hits in a win _____	18, vs. Georgia (April 1, 2023)
Had 20 or more hits in a win _____	23, at Auburn (April 9, 2022)
Had 30 or more hits in a game _____	30, vs. Alabama (April 17, 1988)
Had 50 or more hits in an SEC series _____	54, vs. Missouri (April 12-14, 2013)
Had 15 or more hits in a loss _____	17, vs. Florida (April 15, 2017)

Had at least 15 hits in back-to-back games _____	17, 17, vs. #18 Auburn (March 16-17, 2024)
Had at least 10 hits in 5 or more consecutive games _____	5 games (March 11-18, 2022)
Had at least 10 hits in 6 or more consecutive games _____	6 games (Feb. 20-March 1, 2019)
Had at least 10 hits in 7 or more consecutive games _____	7 games (Feb. 18-27, 2018)
Had at least 10 hits in 8 or more consecutive games _____	8 games (Feb. 27-March 12, 2010)

Had 5 or more doubles in a game _____	5, vs. Florida (April 19, 2024)
Had 6 or more doubles in a game _____	7, vs. Gonzaga (Feb. 25, 2024)
Had 7 or more doubles in a game _____	7, vs. Gonzaga (Feb. 25, 2024)
Allowed 5 or more doubles in a game _____	5, at #22 Georgia (May 6, 2022)
Allowed 6 or more doubles in a game _____	8, vs. Nebraska (March 3, 2023)

Had 2 or more triples in a game _____	2, vs. Saint Mary's (Feb. 21, 2025)
Had 3 or more triples in a game _____	4, vs. Radford (May 31, 2015)
Had 4 or more triples in a game _____	4, vs. Radford (May 31, 2015)
Allowed 2 or more triples in a game _____	2, vs. Duke (June 7, 2019)
Allowed 3 or more triples in a game _____	3, vs. Texas A&M (April 11, 2014)

THE LAST TIME VANDERBILT ...

Allowed 3 or more home runs in a game _____ **3 vs. UConn (March 2, 2025)**

Allowed 4 or more home runs in a game _____ 4, at #19 Georgia (May 4, 2024)

Allowed 5 or more home runs in a game _____ 5, at #3 Texas A&M (April 12, 2024)

Did not draw a walk in a game _____ **at Grand Canyon (Feb. 14, 2025)**

Walked 10 or more times in a game _____ **13, vs. Tennessee Tech (Feb. 25, 2025)**

Walked 15 or more times in a game _____ 17, vs. Davidson (March 5, 2019)

Walked 18 or more times in a game _____ 19, vs. Middle Tennessee (May 15, 2018)

Allowed 0 walks in a game _____ vs. Florida [SECT] (May 21, 2024)

Allowed 0 walks in back-to-back games _____ vs. Illinois State (March 9-10, 2024)

Allowed 10 or more walks in a game _____ 10, vs. Indiana State (April 18, 2023)

Allowed 12 or more walks in a game _____ 12, vs. Austin Peay (Feb. 27, 2019)

Allowed 10-plus walks in back-to-back games _____ 12, vs. Illinois State; 12, vs. Evansville (March 1-3, 2015)

Did not strikeout in a game _____ vs. Tennessee-Martin (Feb. 23, 2005)

Struck out 12 or more times in a game _____ **14 at USC (March 1, 2025)**

Struck out 15 or more times in a game _____ 15, vs. #15 Mississippi State [SECT] (May 15, 2024)

Struck out 15 or more batters in a game _____ **17 vs. Texas A&M (March 22, 2025)**

Struck out 19 or more batters in a game _____ 24, vs. Evansville (17 inn.) (March 8, 2023)

Struck out 20 or more batters in a game _____ 24, vs. Evansville (17 inn.) (March 8, 2023)

Struck out 10 or more batters in 5 consecutive games _____ **6 games (March 2-11, 2025)**

Struck out 10 or more batters in 8 consecutive games _____ 9 games (Feb. 18-March 5, 2022)

Struck out 40 or more batters in a three-game series _____ **49 vs. Texas A&M (March 20-22, 2025)**

Pitching staff held opponent scoreless for 10 consecutive inn. in a game _____ 15 inn. vs. Evansville (March 8, 2023)

Had 5 or more hit batters in a game _____ 5, vs. UAB (Feb. 22, 2023)

Had 6 or more hit batters in a game _____ 6, Tennessee Tech (April 19, 2022)

Had 5 or more stolen bases in a game _____ **5, vs. Saint Mary's (Feb. 23, 2025)**

Had 6 or more stolen bases in a game _____ 6, vs. Eastern Michigan (March 5, 2024)

Had 7 or more stolen bases in a game _____ 7, vs. UMass-Lowell (Feb. 25, 2018)

Had 8 or more stolen bases in a game _____ 8, vs. UNC-Wilmington (June 1, 2012)

Left 13 or more runners on base _____ **17, vs. Saint Mary's (Feb. 21, 2025)**

Left 14 or more runners on base _____ **17, vs. Saint Mary's (Feb. 21, 2025)**

Left 15 or more runners on base _____ **17, vs. Saint Mary's (Feb. 21, 2025)**

Left 16 or more runners on base _____ **17, vs. Saint Mary's (Feb. 21, 2025)**

Committed 4 or more errors in a game _____ 4, vs. Arkansas (May 18, 2022)

Committed 5 or more errors in a game _____ 6, at Middle Tennessee (March 22, 2016)

Committed 6 or more errors in a game _____ 6, at Middle Tennessee (March 22, 2016)

Combined for a no-hitter _____ at Minnesota (Carter, Hliboki, Ginther, Maldonado) (March 5, 2023)

Combined for a perfect game _____ at Western Kentucky (J. Lewis, N. Pilkington, J. Scott, M. Buschmann) (May 6, 2003)

Combined on a one-hitter _____ **vs. Xavier (Bowker, Hawks) (March 9, 2025)**

Combined on a two-hitter _____ **vs. ECU (8 inn.) (Nye, Huesman, Seiber, Bryan) (March 25, 2025)**

Combined on a three-hitter _____ **at UCLA (Thompson, Fennell, Krantzler) Feb. 28, 2025)**

Was no-hit _____ at Texas A&M (Kyle Simonds, 9.0), May 7, 2016)

Started six true freshmen _____ at Auburn (Austin Martin - LF, Philip Clarke - DH, Pat DeMarco - RF, Jayson Gonzalez - SS, Garrett Blaylock - 3B, Mason Hickman - SP), May 6, 2018

HITTING:

Hit an inside-the-park home run _____ Will Toffey vs. Belmont (March 22, 2017)

Hit a pinch-hit home run _____ Troy LaNeve at #2 Kentucky (May 18, 2024)

Hit a grand slam _____ **Mike Mancini vs. Belmont (March 18, 2025)**

Hit a grand slam on the road _____ Parker Noland at Mississippi State (March 24, 2023)

Hit a walk-off home run _____ Davis Diaz vs. UT Martin (April 23, 2024)

Hit a walk-off home run in SEC game _____ Troy LaNeve vs. Kentucky (May 20, 2021)

Hit an extra-inning walk-off home run _____ Isaiah Thomas vs. Hawaii, 11th inning (March 1, 2020)

Hit a postseason walk-off home run _____ JJ Bleday vs. Mississippi State (June 9, 2018)

Had a walk-off base hit _____ Camden Kozeal vs. Gonzaga (Feb. 24, 2024)

Drew a walk-off walk _____ Carter Young vs. TCU (March 8, 2020)

Walk-off hit-by-pitch _____ RJ Austin vs. Tennessee Tech (April 30, 2024)

Hit two triples in a game _____ **RJ Austin vs. Saint Mary's (Feb. 21, 2025)**

Had 10 or more total bases in a game _____ Parker Noland (11) at Mississippi State (March 24, 2023)

Had 11 or more total bases in a game _____ Connor Kaiser (14) at Clemson (June 3, 2018)

Hit 2 or more home runs in a game _____ **Brodie Johnston vs. Xavier (March 7, 2025)**

Hit 2 or more home runs in an SEC game _____ Braden Holcomb at #18 LSU (April 6, 2024)

Hit 2 or more home runs in an inning _____ **Brodie Johnston (7th inn.) vs. Xavier (March 7, 2025)**

Hit 3 or more home runs in a game _____ Connor Kaiser (3) at Clemson (June 3, 2018)

Hit 2 or more home runs in consecutive games _____ Davis Diaz at Mississippi State (March 25-26, 2023)

Homered in consecutive at-bats _____ **Brodie Johnston, 7th inn., 7th inn. vs. Xavier (March 7, 2025)**

Homered in consecutive at-bats in an SEC game _____ Troy LaNeve, 8th inn., 2nd inn. vs. Arkansas (May 19-20, 2023)

Hit for the cycle _____ Clinton Johnston vs. Kentucky (April 28, 1996)

Hit for the cycle in an SEC game _____ Clinton Johnston vs. Kentucky (April 28, 1996)

Had a 20-game hit streak _____ JJ Bleday and Austin Martin, 20 (May 17, 2018-March 1, 2019)

Had a 25-game hit streak _____ Xavier Turner, 27 (March 4-April 22, 2014)

Had a 45-game on-base streak _____ JJ Bleday, 50 (March 19-June 26, 2019)

Had 2 hits in an inning _____ **Brodie Johnston (7th inn.) vs. Xavier (March 7, 2025)**

Had 5 or more hits in a game _____ Parker Noland (5) at Mississippi State (March 24, 2023)

Had 5 or more RBIs in a game _____ **Brodie Johnston (6) vs. Xavier (March 7, 2025)**

Had 6 or more RBIs in a game _____ **Brodie Johnston (6) vs. Xavier (March 7, 2025)**

Had 7 or more RBIs in a game _____ Parker Noland (11) at Mississippi State (March 24, 2023)

Had 10 or more RBIs in a game _____ Parker Noland (11) at Mississippi State (March 24, 2023)

Stole home _____ Calvin Hewett vs. Florida Atlantic (Feb. 18, 2024)

Had a triple steal _____ Ethan Paul (home), Jeren Kendall (3rd), Bryan Reynolds (2nd) vs. Auburn (May 19, 2016)

Had 3 or more stolen bases in a game _____ **4, Jacob Humphrey vs. Belmont (March 18, 2025)**

Had 2 or more stolen bases in an inning _____ **2, Jacob Humphrey vs. Belmont (March 18, 2025)**

Drew four or more walks in a game _____ 4, Jonathan Vastine vs. Eastern Michigan (March 5, 2024)

PITCHING:

Threw a 9-inning no-hitter _____ Jack Leiter vs. #16 South Carolina (March 20, 2021)

_____ Kumar Rocker vs. Duke @ Nashville Super Regional (June 8, 2019)

_____ Doug Wessel vs. Belmont (April 19, 1971)

Struck out eight or more consecutive batters _____ Sam Hliboki, 8 vs. UT Martin (April 23, 2024)

Struck out 10 or more batters in a game _____ **JD Thompson, 10 vs. Texas A&M (March 21, 2025)**

Struck out 10 or more batters in an SEC game _____ **JD Thompson, 10 vs. Texas A&M (March 21, 2025)**

Struck out 12 or more batters in a game _____ Bryce Cunningham, 12 vs. Missouri (March 29, 2024)

True freshman struck out 10 or more batters in a game _____ Devin Futrell, 10, vs. Austin Peay (April 5, 2022)

True freshman struck out 10 or more batters in debut _____ Jack Leiter, 12, vs. South Alabama (Feb. 18, 2020)

True freshman struck out 15 or more batters in a game _____ Kumar Rocker, 19, vs. Duke (June 8, 2019)

Struck out 15 or more batters in a game _____ Jack Leiter, 15, vs. NC State (June 21, 2021)

Struck out 10 or more batters in consecutive games _____ Greysen Carter (11), Bryce Cunningham (12) vs. Missouri (March 28-29, 2024)

Pitched a 7-inning, complete game _____ Carter Holton, at #4 Arkansas (May 15, 2022)

Pitched 9 or more innings _____ 9.0, Bryce Cunningham vs. Mississippi State (April 26, 2024)

Pitched 9 or more scoreless innings _____ 9.0, Bryce Cunningham vs. Mississippi State (April 26, 2024)

Pitched a 9-inning, complete game _____ 9.0, Bryce Cunningham vs. Mississippi State (April 26, 2024)

Pitched a 9-inning, complete-game shutout _____ 9.0, Bryce Cunningham vs. Mississippi State (April 26, 2024)

Picked up 10 or more saves in a season _____ 17, Tyler Brown (2019)

Picked up 15 or more saves in a season _____ 17, Tyler Brown (2019)

Picked up win and save on same day _____ Jackson Gillis vs. Ole Miss, Win - Game 1, Save - Game 2 (April 15, 2018)

Picked up the save (true freshman) _____ Miller Green vs. Missouri (March 30, 2024)

2025 Individual Game-by-Game Stats

#42 RJ Austin - 25 games (All games)

Date	Opponent	Pos	AB	R	H	RBI	2B	3B	HR	BB	SB	CS	HBP	SAC	SF	GDP	K	PO	A	E	Avg
Feb 14	at Grand Canyon	*of	5	1	3	1	1	0	0	0	0	0	0	0	0	0	1	2	0	0	.600
Feb 15	vs Nebraska	*of	4	1	1	1	0	0	1	1	0	0	0	0	0	0	3	3	0	0	.444
Feb 16	vs UC Irvine	*of	5	2	2	2	0	0	0	1	1	0	0	0	0	0	1	3	0	0	.429
Feb 17	AIR FORCE	*of	4	0	1	0	0	0	0	1	1	0	0	0	0	0	1	1	1	0	.389
Feb 18	AIR FORCE	*of	5	1	2	0	0	1	0	0	0	0	0	0	0	0	0	0	0	0	.391
Feb 21	SAINT MARY'S	*of	3	2	2	0	0	2	0	1	0	0	1	0	0	0	0	1	0	0	.423
Feb 22	SAINT MARY'S	*of	4	2	3	3	1	0	0	1	1	0	0	0	0	0	0	3	0	0	.467
Feb 23	SAINT MARY'S	*of	2	1	0	0	0	0	0	1	2	0	1	0	0	0	2	0	0	0	.438
Feb 25	TENNESSEE TECH	*of	1	3	1	2	0	0	0	2	1	0	1	0	0	0	0	1	0	0	.455
Feb 28	at UCLA	*of	4	0	1	0	0	0	0	1	1	1	0	0	0	0	0	3	0	0	.432
Mar 01	at USC	*of	4	0	0	0	0	0	0	0	0	0	0	0	0	0	1	3	0	0	.390
Mar 02	vs UConn	*of	5	1	3	1	1	0	0	0	1	0	0	0	0	0	0	4	0	0	.413
Mar 05	ST. BONAVENTURE	*of	4	1	1	2	0	0	0	1	2	1	0	0	0	0	1	0	0	0	.400
Mar 07	XAVIER	*of	5	2	2	2	2	0	0	0	0	0	0	0	0	0	1	1	0	0	.400
Mar 08	XAVIER	*of	5	0	0	0	0	0	0	0	0	0	0	0	0	0	1	3	0	0	.367
Mar 09	XAVIER	*of	3	0	0	0	0	0	0	1	0	0	0	0	0	0	1	2	0	0	.349
Mar 11	VALPARAISO	*of	3	1	2	1	0	0	0	0	1	0	0	0	1	0	0	1	0	0	.364
Mar 14	at Auburn	*of	3	0	0	0	0	0	0	1	0	0	0	0	0	0	1	6	0	0	.348
Mar 15	at Auburn	*of	5	1	2	2	2	0	0	0	0	0	0	0	0	0	1	1	0	0	.351
Mar 16	at Auburn	*of	5	0	1	0	0	0	0	0	0	0	0	0	0	0	2	3	0	0	.342
Mar 18	BELMONT	*of	3	1	1	1	0	0	0	1	0	0	0	0	0	0	0	2	0	0	.341
Mar 20	TEXAS A&M	*of	4	0	0	0	0	0	0	0	0	0	0	0	0	0	0	3	1	0	.326
Mar 21	TEXAS A&M	*of	4	0	0	0	0	0	0	0	0	0	0	0	0	0	1	2	1	0	.311
Mar 22	TEXAS A&M	*of	4	2	1	2	0	0	0	0	0	0	1	0	0	0	0	2	0	0	.309
Mar 25	EASTERN KENTUCKY	*of	2	0	1	2	1	0	0	1	1	0	1	0	0	0	0	2	0	0	.312
Totals		25gs	96	22	30	22	8	3	1	14	12	2	5	0	1	0	18	52	3	0	.312

On base pct. .422 • Slugging pct. .490

#44 Colin Barczy - 24 games (All games)

Date	Opponent	Pos	AB	R	H	RBI	2B	3B	HR	BB	SB	CS	HBP	SAC	SF	GDP	K	PO	A	E	Avg
Feb 14	at Grand Canyon	*c	5	0	0	0	0	0	0	0	0	0	0	0	0	0	2	12	0	0	.000
Feb 15	vs Nebraska	*c	4	0	2	2	1	0	0	0	0	0	0	0	0	0	0	14	1	0	.222
Feb 16	vs UC Irvine	*dh	4	0	0	0	0	0	0	1	0	0	0	0	0	0	0	0	0	0	.154
Feb 17	AIR FORCE	*c	4	0	1	1	0	1	0	0	0	0	0	0	0	1	1	15	1	0	.176
Feb 18	AIR FORCE	*dh/c	4	0	0	0	0	0	0	0	0	0	0	0	0	1	1	3	0	0	.143
Feb 21	SAINT MARY'S	*c	5	2	3	2	1	0	0	0	0	0	0	0	0	0	1	10	0	0	.231
Feb 22	SAINT MARY'S	*c	5	2	2	0	1	0	0	0	0	0	0	0	0	0	1	12	0	0	.258
Feb 23	SAINT MARY'S	*dh	3	0	0	1	0	0	0	0	0	0	0	0	0	1	1	0	0	0	.235
Feb 25	TENNESSEE TECH	*c	5	1	1	3	1	0	0	0	0	0	0	0	0	0	1	9	0	0	.231
Feb 28	at UCLA	*c	5	1	1	1	0	0	0	0	0	0	0	0	0	0	1	12	0	0	.227
Mar 01	at USC	*c	3	0	1	0	1	0	0	0	0	0	1	0	0	0	0	8	0	0	.234
Mar 02	vs UConn	ph	1	0	0	0	0	0	0	0	0	0	0	0	0	0	1	0	0	0	.229
Mar 05	ST. BONAVENTURE	*c	4	1	2	1	0	0	0	0	0	0	0	0	0	0	1	12	2	0	.250
Mar 07	XAVIER	*c	4	2	2	2	0	0	1	0	0	0	0	0	0	0	1	12	0	0	.268
Mar 08	XAVIER	*c	4	1	0	1	0	0	0	0	0	0	0	0	0	0	2	14	1	0	.250
Mar 11	VALPARAISO	*c	3	3	2	1	1	0	0	1	1	0	0	0	0	0	0	11	0	0	.270
Mar 14	at Auburn	*c	3	0	0	0	0	0	0	1	0	0	0	0	0	0	0	3	1	0	.258
Mar 15	at Auburn	*c	4	1	0	0	0	0	0	0	0	0	1	0	0	0	1	7	1	0	.243
Mar 16	at Auburn	*c	3	1	2	2	0	0	1	1	0	0	0	0	0	0	0	6	0	0	.260
Mar 18	BELMONT	*dh	2	1	0	1	0	0	0	0	0	0	1	0	0	0	0	0	0	0	.253
Mar 20	TEXAS A&M	*c	4	1	1	0	0	0	0	0	0	0	0	0	0	0	2	14	2	0	.253
Mar 21	TEXAS A&M	*c	3	1	1	1	1	0	0	0	0	0	0	0	0	1	0	16	0	0	.256
Mar 22	TEXAS A&M	*c	3	0	0	0	0	0	0	1	0	0	0	0	0	0	1	17	0	0	.247
Mar 25	EASTERN KENTUCKY	*dh	3	1	1	0	1	0	0	0	0	0	0	0	0	0	1	0	0	0	.250
Totals		23gs	88	19	22	19	8	1	2	5	1	0	3	0	0	4	19	207	9	0	.250

On base pct. .312 • Slugging pct. .432

#21 Hudson Barton - 4 appearances (All games)

Date	Opponent	GS	IP	H	R	ER	BB	SO	2B	3B	HR	WP	BK	HBP	IBB	Score	W-L	Sv	ERA	NP
Feb 16	vs UC Irvine		1.0	3	4	4	1	1	2	1	0	0	0	1	0	9-8	0-0	0	36.00	35
Feb 22	SAINT MARY'S		1.1	2	1	1	1	1	0	0	0	0	0	1	0	13-7	0-0	0	19.29	27
Mar 05	ST. BONAVENTURE		1.2	2	1	1	1	3	0	0	1	0	0	1	0	14-1	1-0	0	13.50	37
Mar 18	BELMONT		1.0	1	1	1	2	2	0	0	0	0	1	0	0	13-2	1-0	0	12.60	26
Totals		0	5.0	8	7	7	5	7	2	1	1	0	1	3	0	49-18	1-0	0	12.60	-

2025 Individual Game-by-Game Stats

#55 Cody Bowker - 1 game (All games)

Date	Opponent	Pos	AB	R	H	RBI	2B	3B	HR	BB	SB	CS	HBP	SAC	SF	GDP	K	PO	A	E	Avg
Feb 23	SAINT MARY'S	*p	0	0	0	0	0	0	0	0	0	0	0	0	0	0	0	0	1	0	.000
Totals		1gs	0	0	0	0	0	0	0	0	0	0	0	0	0	0	0	0	1	0	.000

On base pct. .000 • Slugging pct. .000

#55 Cody Bowker - 6 appearances (All games)

Date	Opponent	GS	IP	H	R	ER	BB	SO	2B	3B	HR	WP	BK	HBP	IBB	Score	W-L	Sv	ERA	NP
Feb 16	vs UC Irvine	*	4.0	2	0	0	1	6	0	0	0	0	0	0	0	9-8	0-0	0	0.00	68
Feb 23	SAINT MARY'S	*	5.0	0	0	0	3	6	0	0	0	0	0	1	0	10-0	1-0	0	0.00	79
Mar 02	vs UConn	*	4.0	5	4	4	2	6	1	0	2	1	0	0	0	2-6	1-1	0	2.77	74
Mar 09	XAVIER	*	6.0	1	0	0	2	10	0	0	0	0	0	1	0	4-0	2-1	0	1.89	89
Mar 16	at Auburn	*	7.0	5	3	2	2	4	2	0	1	0	0	0	0	6-7	2-1	0	2.08	107
Mar 22	TEXAS A&M	*	4.2	6	3	3	0	8	3	0	1	0	0	0	0	8-5	2-1	0	2.64	85
Totals		6	30.2	19	10	9	10	40	6	0	4	1	0	2	0	39-26	2-1	0	2.64	-

#70 Tristan Bristow - 1 appearance (All games)

Date	Opponent	GS	IP	H	R	ER	BB	SO	2B	3B	HR	WP	BK	HBP	IBB	Score	W-L	Sv	ERA	NP
Feb 21	SAINT MARY'S		1.0	0	0	0	0	1	0	0	0	0	0	0	0	11-4	0-0	0	0.00	10
Totals		0	1.0	0	0	0	0	1	0	0	0	0	0	0	0	11-4	0-0	0	0.00	-

#99 England Bryan - 1 game (All games)

Date	Opponent	Pos	AB	R	H	RBI	2B	3B	HR	BB	SB	CS	HBP	SAC	SF	GDP	K	PO	A	E	Avg
Feb 18	AIR FORCE	p	0	0	0	0	0	0	0	0	0	0	0	0	0	0	0	0	1	0	.000
Totals		0gs	0	0	0	0	0	0	0	0	0	0	0	0	0	0	0	0	1	0	.000

On base pct. .000 • Slugging pct. .000

#99 England Bryan - 8 appearances (All games)

Date	Opponent	GS	IP	H	R	ER	BB	SO	2B	3B	HR	WP	BK	HBP	IBB	Score	W-L	Sv	ERA	NP
Feb 16	vs UC Irvine		0.2	1	0	0	0	2	1	0	0	1	0	0	0	9-8	0-0	0	0.00	14
Feb 18	AIR FORCE		1.1	1	2	1	2	1	0	0	1	0	0	0	0	5-2	0-0	0	4.50	34
Feb 22	SAINT MARY'S		0.2	0	0	0	0	1	0	0	0	0	0	0	0	13-7	0-0	0	3.38	12
Mar 02	vs UConn		1.2	2	2	2	1	3	0	0	1	0	1	0	0	2-6	0-0	0	6.23	33
Mar 11	VALPARAISO		0.2	0	0	0	0	1	0	0	0	0	0	0	0	12-0	0-0	0	5.40	5
Mar 15	at Auburn		0.2	0	1	1	2	1	0	0	0	0	0	0	0	8-6	0-0	0	6.35	24
Mar 16	at Auburn		0.1	1	1	1	0	1	0	0	0	0	0	0	0	6-7	0-0	0	7.50	6
Mar 25	EASTERN KENTUCKY		1.0	0	0	0	2	3	0	0	0	0	0	0	0	10-0	0-0	0	6.43	25
Totals		0	7.0	5	6	5	7	13	1	0	2	1	1	0	0	65-36	0-0	0	6.43	-

2025 Individual Game-by-Game Stats

#3 Jayden Davis - 16 games (All games)

Date	Opponent	Pos	AB	R	H	RBI	2B	3B	HR	BB	SB	CS	HBP	SAC	SF	GDP	K	PO	A	E	Avg
Feb 14	at Grand Canyon	*2b	4	0	2	1	1	0	0	0	0	0	0	0	1	0	0	1	3	0	.500
Feb 15	vs Nebraska	*2b	4	0	0	0	0	0	0	1	0	0	0	0	0	0	0	1	2	0	.250
Feb 16	vs UC Irvine	*2b	4	1	2	1	1	0	1	1	0	0	0	0	0	0	2	0	6	0	.333
Feb 17	AIR FORCE	*2b	4	0	1	0	0	0	0	0	0	0	0	0	0	0	1	0	1	0	.312
Feb 18	AIR FORCE	*2b	3	0	0	0	0	0	0	1	0	0	0	0	0	0	1	0	5	0	.263
Feb 21	SAINT MARY'S	*2b	2	1	0	1	0	0	0	3	0	0	0	0	0	0	0	2	0	0	.238
Feb 22	SAINT MARY'S	*2b	2	0	0	0	0	0	0	1	0	0	0	0	0	0	0	0	3	0	.217
Feb 25	TENNESSEE TECH	ph/dh	1	0	0	0	0	0	0	0	0	0	0	0	0	0	1	1	0	0	.208
Mar 01	at USC	*dh	3	0	0	0	0	0	0	0	0	0	0	0	0	1	1	0	0	0	.185
Mar 07	XAVIER	*2b	3	1	0	0	0	0	0	0	0	0	1	0	0	0	1	1	1	0	.167
Mar 11	VALPARAISO	2b	1	0	1	0	0	0	0	0	0	0	0	0	0	0	0	0	0	0	.194
Mar 14	at Auburn	ph	1	0	0	0	0	0	0	0	0	0	0	0	0	0	0	0	0	0	.188
Mar 15	at Auburn	*2b	4	1	1	1	0	0	0	0	0	0	0	0	0	0	0	2	1	0	.194
Mar 16	at Auburn	*2b	4	0	1	0	1	0	0	0	0	0	0	0	0	0	1	2	4	1	.200
Mar 18	BELMONT	2b	0	0	0	0	0	0	0	0	0	0	0	0	0	0	0	1	0	0	.200
Mar 25	EASTERN KENTUCKY	ph/2b	1	0	0	0	0	0	0	0	0	0	0	0	0	0	1	0	0	0	.195
Totals		11gs	41	4	8	4	3	0	1	7	0	0	1	0	1	1	9	11	26	1	.195

On base pct. .320 • Slugging pct. .341

#39 Connor Fennell - 1 game (All games)

Date	Opponent	Pos	AB	R	H	RBI	2B	3B	HR	BB	SB	CS	HBP	SAC	SF	GDP	K	PO	A	E	Avg
Feb 17	AIR FORCE	p	0	0	0	0	0	0	0	0	0	0	0	0	0	0	0	0	1	0	.000
Totals		0gs	0	0	0	0	0	0	0	0	0	0	0	0	0	0	0	0	1	0	.000

On base pct. .000 • Slugging pct. .000

#39 Connor Fennell - 6 appearances (All games)

Date	Opponent	GS	IP	H	R	ER	BB	SO	2B	3B	HR	WP	BK	HBP	IBB	Score	W-L	Sv	ERA	NP
Feb 17	AIR FORCE		2.1	2	0	0	1	5	0	0	0	0	0	0	0	3-1	1-0	0	0.00	45
Feb 25	TENNESSEE TECH		1.0	0	0	0	0	3	0	0	0	0	0	0	0	16-3	1-0	0	0.00	15
Feb 28	at UCLA		1.0	0	0	0	0	2	0	0	0	0	0	1	0	8-3	1-0	0	0.00	16
Mar 11	VALPARAISO		1.0	0	0	0	0	3	0	0	0	0	0	0	0	12-0	2-0	0	0.00	13
Mar 16	at Auburn		0.1	0	0	0	0	0	0	0	0	0	0	0	0	6-7	2-0	0	0.00	2
Mar 20	TEXAS A&M	*	3.2	4	2	2	1	8	1	0	1	0	0	1	0	5-3	2-0	0	1.93	64
Totals		1	9.1	6	2	2	2	21	1	0	1	0	0	2	0	50-17	2-0	0	1.93	-

#17 Ryan Ginther - 4 appearances (All games)

Date	Opponent	GS	IP	H	R	ER	BB	SO	2B	3B	HR	WP	BK	HBP	IBB	Score	W-L	Sv	ERA	NP
Feb 18	AIR FORCE		1.0	1	0	0	0	3	0	0	0	0	0	0	0	5-2	0-0	1	0.00	15
Feb 23	SAINT MARY'S		1.0	1	0	0	0	0	0	0	0	0	0	0	0	10-0	0-0	1	0.00	10
Mar 05	ST. BONAVENTURE		1.0	0	0	0	1	3	0	0	0	0	0	0	0	14-1	0-0	1	0.00	21
Mar 18	BELMONT		1.0	1	1	1	0	1	0	0	1	0	0	0	0	13-2	0-0	1	2.25	13
Totals		0	4.0	3	1	1	1	7	0	0	1	0	0	0	0	42-5	0-0	1	2.25	-

#90 Miller Green - 2 games (All games)

Date	Opponent	Pos	AB	R	H	RBI	2B	3B	HR	BB	SB	CS	HBP	SAC	SF	GDP	K	PO	A	E	Avg
Feb 22	SAINT MARY'S	p	0	0	0	0	0	0	0	0	0	0	0	0	0	0	0	1	0	0	.000
Mar 15	at Auburn	p	0	0	0	0	0	0	0	0	0	0	0	0	0	0	0	1	0	0	.000
Totals		0gs	0	0	0	0	0	0	0	0	0	0	0	0	0	0	0	2	0	0	.000

On base pct. .000 • Slugging pct. .000

2025 Individual Game-by-Game Stats

#90 Miller Green - 7 appearances (All games)

Date	Opponent	GS	IP	H	R	ER	BB	SO	2B	3B	HR	WP	BK	HBP	IBB	Score	W-L	Sv	ERA	NP
Feb 14	at Grand Canyon		1.0	1	0	0	0	1	0	0	0	0	0	0	0	4-3	0-0	1	0.00	10
Feb 16	vs UC Irvine		2.0	2	1	1	0	2	0	0	1	1	0	0	0	9-8	0-0	2	3.00	36
Feb 22	SAINT MARY'S		2.0	0	0	0	1	3	0	0	0	0	0	0	0	13-7	0-0	2	1.80	34
Mar 08	XAVIER		1.1	0	0	0	0	3	0	0	0	0	0	0	0	6-1	0-0	3	1.42	19
Mar 15	at Auburn		2.2	2	0	0	0	2	2	0	0	0	0	0	0	8-6	0-0	4	1.00	34
Mar 16	at Auburn		0.0	1	1	1	0	0	0	0	1	0	0	0	0	6-7	0-1	4	2.00	5
Mar 21	TEXAS A&M		2.0	1	0	0	1	4	0	0	0	0	0	0	0	3-1	0-1	5	1.64	29
Totals		0	11.0	7	2	2	2	15	2	0	2	1	0	0	0	49-33	0-1	5	1.64	-

#33 Luke Guth - 5 appearances (All games)

Date	Opponent	GS	IP	H	R	ER	BB	SO	2B	3B	HR	WP	BK	HBP	IBB	Score	W-L	Sv	ERA	NP
Feb 17	AIR FORCE		2.2	3	0	0	0	3	0	0	0	0	0	0	0	3-1	0-0	0	0.00	37
Feb 25	TENNESSEE TECH		1.0	0	0	0	1	1	0	0	0	0	1	0	0	16-3	0-0	0	0.00	17
Mar 02	vs UConn		0.2	0	0	0	0	0	0	0	0	1	0	0	0	2-6	0-0	0	0.00	6
Mar 05	ST. BONAVENTURE		0.1	0	0	0	0	0	0	0	0	0	0	0	0	14-1	0-0	0	0.00	4
Mar 14	at Auburn		1.0	1	0	0	0	0	0	0	0	0	0	0	0	2-6	0-0	0	0.00	14
Totals		0	5.2	4	0	0	1	4	0	0	0	1	1	0	0	37-17	0-0	0	0.00	-

#2 RJ Hamilton - 10 games (All games)

Date	Opponent	Pos	AB	R	H	RBI	2B	3B	HR	BB	SB	CS	HBP	SAC	SF	GDP	K	PO	A	E	Avg
Feb 17	AIR FORCE	pr	0	0	0	0	0	0	0	0	1	0	0	0	0	0	0	0	0	0	.000
Feb 18	AIR FORCE	pr	0	0	0	0	0	0	0	0	0	1	0	0	0	0	0	0	0	0	.000
Feb 21	SAINT MARY'S	of	0	0	0	0	0	0	0	0	0	0	0	0	0	0	0	0	0	0	.000
Feb 25	TENNESSEE TECH	of	1	0	0	0	0	0	0	0	0	0	0	0	0	0	0	0	0	0	.000
Mar 01	at USC	pr	0	0	0	0	0	0	0	0	0	0	0	0	0	0	0	0	0	0	.000
Mar 02	vs UConn	of	0	0	0	0	0	0	0	0	0	0	0	0	0	0	0	0	0	0	.000
Mar 08	XAVIER	pr	0	1	0	0	0	0	0	0	0	0	0	0	0	0	0	0	0	0	.000
Mar 11	VALPARAISO	ph/of	1	0	0	0	0	0	0	0	0	0	0	0	0	0	1	1	0	0	.000
Mar 18	BELMONT	ph	1	0	0	0	0	0	0	0	0	0	0	0	0	0	1	0	0	0	.000
Mar 25	EASTERN KENTUCKY	ph	0	1	0	0	0	0	0	1	0	0	0	0	0	0	0	0	0	0	.000
Totals		Ogs	3	2	0	0	0	0	0	1	1	1	0	0	0	0	2	1	0	0	.000

On base pct. .250 • Slugging pct. .000

#88 Sawyer Hawks - 3 games (All games)

Date	Opponent	Pos	AB	R	H	RBI	2B	3B	HR	BB	SB	CS	HBP	SAC	SF	GDP	K	PO	A	E	Avg
Feb 14	at Grand Canyon	p	0	0	0	0	0	0	0	0	0	0	0	0	0	0	0	1	0	0	.000
Feb 21	SAINT MARY'S	p	0	0	0	0	0	0	0	0	0	0	0	0	0	0	0	1	0	0	.000
Mar 15	at Auburn	p	0	0	0	0	0	0	0	0	0	0	0	0	0	0	0	0	1	0	.000
Totals		Ogs	0	0	0	0	0	0	0	0	0	0	0	0	0	0	0	2	1	0	.000

On base pct. .000 • Slugging pct. .000

#88 Sawyer Hawks - 7 appearances (All games)

Date	Opponent	GS	IP	H	R	ER	BB	SO	2B	3B	HR	WP	BK	HBP	IBB	Score	W-L	Sv	ERA	NP
Feb 14	at Grand Canyon		3.0	2	0	0	0	5	0	0	0	0	0	0	0	4-3	1-0	0	0.00	44
Feb 21	SAINT MARY'S		3.0	0	0	0	1	5	0	0	0	0	0	0	0	11-4	2-0	0	0.00	48
Mar 01	at USC		2.0	2	1	1	2	1	0	0	0	0	0	1	0	1-3	2-0	0	1.12	42
Mar 07	XAVIER		1.0	0	0	0	0	2	0	0	0	0	0	0	0	15-3	2-0	0	1.00	15
Mar 09	XAVIER		3.0	0	0	0	0	7	0	0	0	0	0	1	0	4-0	2-0	1	0.75	36
Mar 15	at Auburn		3.0	4	2	2	2	3	1	0	0	0	0	0	0	8-6	3-0	1	1.80	63
Mar 20	TEXAS A&M		4.0	1	0	0	0	6	1	0	0	0	0	0	0	5-3	3-0	2	1.42	53
Totals		0	19.0	9	3	3	5	29	2	0	0	0	0	2	0	48-22	3-0	2	1.42	-

2025 Individual Game-by-Game Stats

#26 Braden Holcomb - 20 games (All games)

Date	Opponent	Pos	AB	R	H	RBI	2B	3B	HR	BB	SB	CS	HBP	SAC	SF	GDP	K	PO	A	E	Avg
Feb 14	at Grand Canyon	*of	3	1	0	0	0	0	0	0	0	0	1	0	0	0	2	1	0	0	.000
Feb 15	vs Nebraska	*of	4	0	0	0	0	0	0	0	0	0	0	0	0	0	2	1	0	0	.000
Feb 16	vs UC Irvine	*of	3	0	1	0	0	0	0	0	0	0	0	0	0	0	1	1	0	0	.100
Feb 17	AIR FORCE	*of	2	0	0	0	0	0	0	1	0	0	0	0	0	0	1	1	0	0	.083
Feb 21	SAINT MARY'S	ph/of	0	0	0	1	0	0	0	0	0	0	0	0	1	0	0	0	0	0	.083
Feb 22	SAINT MARY'S	*of	4	2	1	1	0	0	0	1	0	0	0	0	0	0	1	1	0	0	.125
Feb 25	TENNESSEE TECH	ph/1b	0	0	0	0	0	0	0	1	0	0	0	0	0	0	0	1	0	0	.125
Mar 02	vs UConn	ph/dh	3	0	0	0	0	0	0	0	0	0	0	0	0	0	1	0	0	0	.105
Mar 05	ST. BONAVENTURE	*of	3	2	2	1	0	0	0	1	0	0	0	0	0	0	1	1	0	0	.182
Mar 07	XAVIER	*of	3	1	0	1	0	0	0	1	0	0	0	0	0	0	0	2	0	0	.160
Mar 08	XAVIER	*of	2	0	0	0	0	0	0	0	0	0	0	0	0	0	1	0	0	0	.148
Mar 09	XAVIER	*of	3	1	1	0	0	0	0	0	0	0	0	0	0	0	2	1	0	0	.167
Mar 11	VALPARAISO	1b	0	0	0	0	0	0	0	0	0	0	0	0	0	0	0	0	0	0	.167
Mar 15	at Auburn	*of	2	1	1	1	0	0	0	2	0	0	0	0	0	0	1	3	0	0	.188
Mar 16	at Auburn	*of	3	1	1	1	0	0	1	1	0	0	0	0	0	0	0	1	0	0	.200
Mar 18	BELMONT	*of	2	2	1	1	0	0	0	1	0	0	0	0	0	0	0	0	0	0	.216
Mar 20	TEXAS A&M	*of	4	1	3	1	0	0	0	0	0	0	0	0	0	0	0	0	0	0	.268
Mar 21	TEXAS A&M	*of	3	0	1	2	0	0	0	0	0	0	0	0	0	0	0	0	0	0	.273
Mar 22	TEXAS A&M	*of	4	0	0	0	0	0	0	0	0	0	0	0	0	1	2	1	0	0	.250
Mar 25	EASTERN KENTUCKY	*of	4	1	0	0	0	0	0	1	0	0	0	0	0	1	1	1	0	0	.231
Totals		16gs	52	13	12	10	0	0	1	10	0	0	1	0	1	2	16	16	0	0	.231

On base pct. .359 • Slugging pct. .288

#36 Levi Huesman - 1 game (All games)

Date	Opponent	Pos	AB	R	H	RBI	2B	3B	HR	BB	SB	CS	HBP	SAC	SF	GDP	K	PO	A	E	Avg
Feb 18	AIR FORCE	p	0	0	0	0	0	0	0	0	0	0	0	0	0	0	0	0	1	0	.000
Totals		0gs	0	0	0	0	0	0	0	0	0	0	0	0	0	0	0	0	1	0	.000

On base pct. .000 • Slugging pct. .000

#36 Levi Huesman - 6 appearances (All games)

Date	Opponent	GS	IP	H	R	ER	BB	SO	2B	3B	HR	WP	BK	HBP	IBB	Score	W-L	Sv	ERA	NP
Feb 18	AIR FORCE		0.2	1	0	0	0	1	1	0	0	0	0	0	0	5-2	0-0	0	0.00	16
Mar 05	ST. BONAVENTURE		1.0	0	0	0	0	2	0	0	0	0	0	0	0	14-1	0-0	0	0.00	17
Mar 11	VALPARAISO		0.1	0	0	0	0	0	0	0	0	0	0	0	0	12-0	0-0	0	0.00	6
Mar 15	at Auburn		0.1	0	0	0	0	0	0	0	0	0	0	0	0	8-6	0-0	0	0.00	4
Mar 18	BELMONT		1.0	0	0	0	0	1	0	0	0	0	0	0	0	13-2	0-0	0	0.00	16
Mar 25	EASTERN KENTUCKY		1.0	0	0	0	0	3	0	0	0	0	0	0	0	10-0	1-0	0	0.00	18
Totals		0	4.1	1	0	0	0	7	1	0	0	0	0	0	0	62-11	1-0	0	0.00	-

2025 Individual Game-by-Game Stats

#10 Jacob Humphrey - 22 games (All games)

Date	Opponent	Pos	AB	R	H	RBI	2B	3B	HR	BB	SB	CS	HBP	SAC	SF	GDP	K	PO	A	E	Avg
Feb 14	at Grand Canyon	of	0	0	0	0	0	0	0	0	0	0	0	0	0	0	0	0	0	0	.000
Feb 16	vs UC Irvine	*of	5	1	1	0	0	0	0	0	0	0	0	0	0	0	0	1	0	0	.200
Feb 17	AIR FORCE	*of	2	0	1	0	0	0	0	1	2	0	0	1	0	0	0	0	0	0	.286
Feb 18	AIR FORCE	*of	4	1	3	2	0	1	0	0	0	0	0	0	0	0	0	0	0	0	.455
Feb 21	SAINT MARY'S	*of/of	3	2	2	0	0	0	0	0	1	0	1	1	0	0	0	0	0	0	.500
Feb 22	SAINT MARY'S	*of	5	2	2	2	1	0	0	0	0	0	0	0	0	0	1	1	0	0	.474
Feb 23	SAINT MARY'S	*of	4	0	1	3	1	0	0	0	0	0	0	0	0	0	2	1	0	0	.435
Feb 25	TENNESSEE TECH	*of	2	2	1	1	1	0	0	1	0	0	1	0	0	0	1	0	0	0	.440
Feb 28	at UCLA	*of	3	0	1	0	0	0	0	0	0	0	1	0	0	0	1	5	0	0	.429
Mar 01	at USC	*of	3	0	1	1	0	0	0	0	0	0	0	0	0	0	1	1	0	0	.419
Mar 02	vs UConn	*of	3	0	1	0	0	0	0	1	0	0	0	0	0	0	1	2	0	0	.412
Mar 05	ST. BONAVENTURE	*of	2	3	1	1	0	0	0	1	1	0	1	0	0	0	1	0	0	0	.417
Mar 07	XAVIER	*of	3	1	2	1	0	0	0	1	2	0	0	0	0	0	0	2	0	0	.436
Mar 09	XAVIER	*of	2	1	1	1	0	0	0	1	0	1	0	0	0	0	0	2	0	0	.439
Mar 11	VALPARAISO	*of	0	1	0	0	0	0	0	1	0	0	0	1	0	0	0	0	0	0	.439
Mar 14	at Auburn	*of	3	1	2	0	0	0	0	0	1	0	0	0	0	0	1	1	0	0	.455
Mar 15	at Auburn	*of	3	1	0	0	0	0	0	2	0	0	0	0	0	0	2	3	0	0	.426
Mar 16	at Auburn	*of	5	1	1	0	0	1	0	0	0	0	0	0	0	0	0	3	0	0	.404
Mar 18	BELMONT	*of	3	3	1	1	0	0	1	1	4	0	0	0	0	0	1	1	0	0	.400
Mar 20	TEXAS A&M	*of	4	1	2	3	0	0	1	0	0	0	0	0	0	0	0	1	0	0	.407
Mar 21	TEXAS A&M	*of	4	0	0	0	0	0	0	0	0	0	0	0	0	0	0	0	0	0	.381
Mar 22	TEXAS A&M	*of	3	1	0	0	0	0	0	1	0	0	0	1	0	1	2	2	0	1	.364
Totals		21gs	66	22	24	16	3	2	2	11	11	1	4	4	0	1	14	26	0	1	.364

On base pct. .481 • Slugging pct. .561

#9 Brodie Johnston - 20 games (All games)

Date	Opponent	Pos	AB	R	H	RBI	2B	3B	HR	BB	SB	CS	HBP	SAC	SF	GDP	K	PO	A	E	Avg
Feb 21	SAINT MARY'S	ph	1	0	0	0	0	0	0	0	0	0	0	0	0	0	0	0	0	0	.000
Feb 22	SAINT MARY'S	*3b	5	1	0	0	0	0	0	0	0	0	0	0	0	0	1	0	2	0	.000
Feb 23	SAINT MARY'S	*3b	4	2	2	2	0	0	0	0	0	0	0	0	0	0	1	1	3	0	.200
Feb 25	TENNESSEE TECH	*3b	4	1	1	2	1	0	0	0	0	0	0	0	0	0	0	0	0	0	.214
Feb 28	at UCLA	*3b	5	2	2	4	0	1	1	0	0	0	0	0	0	0	0	0	0	0	.263
Mar 01	at USC	*3b	4	0	2	0	1	0	0	0	0	0	0	0	0	0	2	0	2	0	.304
Mar 02	vs UConn	*3b	5	0	3	0	1	0	0	0	0	0	0	0	0	0	1	0	2	0	.357
Mar 05	ST. BONAVENTURE	*3b	3	2	2	3	1	0	0	1	0	0	0	0	1	0	1	0	1	0	.387
Mar 07	XAVIER	*3b	5	2	2	6	0	0	2	0	0	0	0	0	0	0	0	0	0	0	.389
Mar 08	XAVIER	*3b	3	1	2	0	0	0	0	1	0	0	0	0	0	0	0	0	0	0	.410
Mar 09	XAVIER	*3b	4	0	0	0	0	0	0	0	0	0	0	0	0	0	0	0	0	0	.372
Mar 11	VALPARAISO	*3b	4	1	2	1	1	0	0	0	0	0	0	0	0	0	0	2	1	1	.383
Mar 14	at Auburn	*3b	4	0	1	0	0	0	0	0	0	0	0	0	0	0	2	1	1	0	.373
Mar 15	at Auburn	*3b	5	1	2	2	2	0	0	0	0	0	0	0	0	0	2	1	2	0	.375
Mar 16	at Auburn	*3b	5	1	1	1	0	0	0	0	0	0	0	0	0	0	1	1	3	1	.361
Mar 18	BELMONT	*3b	4	1	1	0	0	0	0	0	0	0	0	0	0	0	2	0	1	0	.354
Mar 20	TEXAS A&M	*3b	4	0	0	0	0	0	0	0	0	0	0	0	0	0	1	1	3	0	.333
Mar 21	TEXAS A&M	*3b	3	0	1	0	0	0	0	0	0	0	0	0	0	0	0	0	2	1	.333
Mar 22	TEXAS A&M	*3b	4	2	3	3	0	0	1	0	0	0	0	0	0	0	0	0	1	0	.355
Mar 25	EASTERN KENTUCKY	*ss	5	1	1	1	0	0	1	0	1	0	0	0	0	0	2	2	3	0	.346
Totals		19gs	81	18	28	25	7	1	5	2	1	0	0	0	1	0	16	7	28	3	.346

On base pct. .357 • Slugging pct. .642

#77 Alex Kranzler - 3 games (All games)

Date	Opponent	Pos	AB	R	H	RBI	2B	3B	HR	BB	SB	CS	HBP	SAC	SF	GDP	K	PO	A	E	Avg
Feb 17	AIR FORCE	p	0	0	0	0	0	0	0	0	0	0	0	0	0	0	0	1	0	0	.000
Mar 08	XAVIER	p	0	0	0	0	0	0	0	0	0	0	0	0	0	0	0	0	2	0	.000
Mar 20	TEXAS A&M	p	0	0	0	0	0	0	0	0	0	0	0	0	0	0	0	0	0	1	.000
Totals		0gs	0	0	0	0	0	0	0	0	0	0	0	0	0	0	0	1	2	1	.000

On base pct. .000 • Slugging pct. .000

2025 Individual Game-by-Game Stats

#77 Alex Kranzler - 8 appearances (All games)

Date	Opponent	GS	IP	H	R	ER	BB	SO	2B	3B	HR	WP	BK	HBP	IBB	Score	W-L	Sv	ERA	NP
Feb 15	vs Nebraska		2.1	1	0	0	1	1	0	1	0	0	0	0	0	4-6	0-0	0	0.00	32
Feb 17	AIR FORCE		1.0	1	1	0	0	1	0	0	0	0	0	0	0	3-1	0-0	1	0.00	17
Feb 23	SAINT MARY'S		1.0	1	0	0	0	2	0	0	0	0	0	0	0	10-0	0-0	1	0.00	19
Feb 28	at UCLA		3.0	2	1	1	0	3	0	0	1	0	0	0	0	8-3	0-0	2	1.23	43
Mar 08	XAVIER		4.1	1	0	0	0	3	0	0	0	0	0	0	0	6-1	1-0	2	0.77	60
Mar 14	at Auburn		1.0	2	1	1	0	0	0	0	0	0	0	0	0	2-6	1-0	2	1.42	16
Mar 20	TEXAS A&M		1.1	0	1	0	2	2	0	0	0	0	0	0	0	5-3	2-0	2	1.29	40
Mar 22	TEXAS A&M		2.0	1	0	0	1	4	1	0	0	0	0	0	1	8-5	3-0	2	1.12	31
Totals		0	16.0	9	4	2	4	16	1	1	1	0	0	0	1	46-25	3-0	2	1.12	-

#8 Chris Maldonado - 13 games (All games)

Date	Opponent	Pos	AB	R	H	RBI	2B	3B	HR	BB	SB	CS	HBP	SAC	SF	GDP	K	PO	A	E	Avg
Feb 14	at Grand Canyon	*3b	5	0	0	0	0	0	0	0	0	0	0	0	0	0	4	0	0	0	.000
Feb 15	vs Nebraska	*3b	3	0	0	0	0	0	0	1	0	0	0	0	0	0	1	0	0	0	.000
Feb 17	AIR FORCE	dh	1	0	0	0	0	0	0	0	0	0	0	0	0	0	0	0	0	0	.000
Feb 18	AIR FORCE	*3b	4	0	2	1	1	0	0	0	0	0	0	0	0	0	1	0	0	0	.154
Feb 21	SAINT MARY'S	*3b	3	1	0	0	0	0	0	3	0	0	0	0	0	0	1	1	1	0	.125
Feb 25	TENNESSEE TECH	ph/3b	1	0	0	0	0	0	0	0	0	0	0	0	0	0	1	0	1	0	.118
Mar 01	at USC	ph	1	0	0	0	0	0	0	0	0	0	0	0	0	0	1	0	0	0	.111
Mar 08	XAVIER	ph	1	0	0	0	0	0	0	0	0	0	0	0	0	0	1	0	0	0	.105
Mar 11	VALPARAISO	ph/dh	0	1	0	0	0	0	0	1	0	0	0	0	0	0	0	0	0	0	.105
Mar 14	at Auburn	ph	1	0	0	0	0	0	0	0	0	0	0	0	0	0	1	0	0	0	.100
Mar 15	at Auburn	*dh	1	0	0	0	0	0	0	0	0	0	0	0	0	0	1	0	0	0	.095
Mar 18	BELMONT	1b	0	0	0	0	0	0	0	0	0	0	0	0	0	0	0	2	0	0	.095
Mar 25	EASTERN KENTUCKY	ph/dh	2	0	0	0	0	0	0	0	0	0	0	0	0	0	1	0	0	0	.087
Totals		5gs	23	2	2	1	1	0	0	5	0	0	0	0	0	0	13	3	2	0	.087

On base pct. .250 • Slugging pct. .130

#5 Mike Mancini - 17 games (All games)

Date	Opponent	Pos	AB	R	H	RBI	2B	3B	HR	BB	SB	CS	HBP	SAC	SF	GDP	K	PO	A	E	Avg
Feb 21	SAINT MARY'S	2b	0	0	0	0	0	0	0	1	0	0	0	0	0	0	0	0	1	0	.000
Feb 22	SAINT MARY'S	pr/2b	1	1	1	0	1	0	0	0	0	0	0	0	0	0	0	0	0	1	1.000
Feb 23	SAINT MARY'S	*2b	2	1	1	2	0	0	0	2	1	0	0	0	0	0	0	1	2	0	.667
Feb 25	TENNESSEE TECH	*2b	3	3	2	0	0	0	0	2	0	0	0	0	0	0	1	2	0	0	.667
Feb 28	at UCLA	*2b	4	0	0	0	0	0	0	1	0	0	0	0	0	0	3	1	1	1	.400
Mar 01	at USC	*2b	1	0	0	0	0	0	0	1	0	0	0	1	0	0	1	3	3	0	.364
Mar 02	vs UConn	*2b	4	0	0	0	0	0	0	0	0	0	0	0	0	1	0	0	0	0	.267
Mar 05	ST. BONAVENTURE	*2b	1	3	1	1	0	0	0	2	0	0	1	0	0	0	0	1	1	0	.312
Mar 08	XAVIER	*2b	3	0	0	2	0	0	0	0	0	0	0	1	0	0	0	0	2	0	.263
Mar 09	XAVIER	*2b	2	0	1	0	0	0	0	1	0	0	0	0	0	0	1	0	3	0	.286
Mar 11	VALPARAISO	*2b	3	1	1	1	0	0	0	0	1	0	0	0	0	0	1	1	1	0	.292
Mar 14	at Auburn	*2b	4	0	0	0	0	0	0	0	0	0	0	0	0	0	2	1	5	0	.250
Mar 18	BELMONT	*2b	3	1	1	4	0	0	1	0	0	0	0	0	0	0	0	2	2	0	.258
Mar 20	TEXAS A&M	*2b	2	0	1	0	0	0	0	0	0	0	0	1	0	0	1	1	0	0	.273
Mar 21	TEXAS A&M	*2b	3	0	0	0	0	0	0	0	0	0	0	0	0	0	1	2	2	0	.250
Mar 22	TEXAS A&M	*2b	3	1	3	0	0	0	0	1	0	0	0	0	0	0	0	1	1	0	.308
Mar 25	EASTERN KENTUCKY	*2b	4	1	2	0	0	0	0	0	1	0	0	0	0	0	0	0	4	0	.326
Totals		15gs	43	12	14	10	1	0	1	11	3	0	1	3	0	1	11	16	28	2	.326

On base pct. .473 • Slugging pct. .419

#89 Ethan McElvain - 2 games (All games)

Date	Opponent	Pos	AB	R	H	RBI	2B	3B	HR	BB	SB	CS	HBP	SAC	SF	GDP	K	PO	A	E	Avg
Feb 15	vs Nebraska	*p	0	0	0	0	0	0	0	0	0	0	0	0	0	0	0	0	1	0	.000
Feb 22	SAINT MARY'S	*p	0	0	0	0	0	0	0	0	0	0	0	0	0	0	0	0	1	0	.000
Totals		2gs	0	0	0	0	0	0	0	0	0	0	0	0	0	0	0	0	2	0	.000

On base pct. .000 • Slugging pct. .000

2025 Individual Game-by-Game Stats

#89 Ethan McElvain - 6 appearances (All games)

Date	Opponent	GS	IP	H	R	ER	BB	SO	2B	3B	HR	WP	BK	HBP	IBB	Score	W-L	Sv	ERA	NP
Feb 15	vs Nebraska	*	2.2	6	4	4	3	7	3	0	0	0	0	1	0	4-6	0-1	0	13.50	76
Feb 25	SAINT MARY'S	*	3.0	3	4	4	3	3	1	0	1	0	0	1	0	13-7	0-1	0	12.71	68
Mar 01	at USC	*	2.1	3	2	2	3	5	3	0	0	0	0	0	0	1-3	0-2	0	11.25	59
Mar 08	XAVIER	*	3.1	2	1	1	4	7	0	0	0	0	0	1	0	6-1	0-2	0	8.74	75
Mar 15	at Auburn	*	1.1	2	3	3	3	1	0	0	1	0	0	1	0	8-6	0-2	0	9.95	43
Mar 22	TEXAS A&M		1.2	3	2	0	1	4	1	0	0	0	0	0	0	8-5	0-2	0	8.79	42
Totals		5	14.1	19	16	14	17	27	8	0	2	0	0	4	0	40-28	0-2	0	8.79	-

#20 David Mendez - 12 games (All games)

Date	Opponent	Pos	AB	R	H	RBI	2B	3B	HR	BB	SB	CS	HBP	SAC	SF	GDP	K	PO	A	E	Avg
Feb 21	SAINT MARY'S	of	1	0	0	0	0	0	0	0	0	0	0	0	0	0	0	1	0	0	.000
Feb 25	TENNESSEE TECH	ph/of	1	0	1	2	0	0	0	0	0	0	0	0	0	0	0	0	0	0	.500
Mar 01	at USC	pr	0	1	0	0	0	0	0	0	0	0	0	0	0	0	0	0	0	0	.500
Mar 02	vs UConn	of	1	0	0	0	0	0	0	0	0	0	0	0	0	0	1	0	0	0	.333
Mar 08	XAVIER	of	0	0	0	0	0	0	0	0	0	0	1	0	0	0	0	0	0	0	.333
Mar 09	XAVIER	of	0	0	0	0	0	0	0	0	0	0	0	0	0	0	0	0	0	0	.333
Mar 11	VALPARAISO	*of/of	3	1	0	1	0	0	0	0	0	0	0	0	0	0	0	1	0	0	.167
Mar 18	BELMONT	of/of	1	1	1	1	0	0	1	0	0	0	0	0	0	0	0	0	0	0	.286
Mar 20	TEXAS A&M	of	0	0	0	0	0	0	0	0	0	0	0	0	0	0	0	0	0	0	.286
Mar 21	TEXAS A&M	of	0	0	0	0	0	0	0	0	0	0	0	0	0	0	0	0	0	0	.286
Mar 22	TEXAS A&M	of	0	0	0	0	0	0	0	0	0	0	0	0	0	0	0	0	0	0	.286
Mar 25	EASTERN KENTUCKY	*of	1	1	0	0	0	0	0	1	0	0	0	1	0	0	0	0	0	0	.250
Totals		2gs	8	4	2	4	0	0	1	1	0	0	1	1	0	0	1	2	0	0	.250

On base pct. .400 • Slugging pct. .625

#32 Riley Nelson - 25 games (All games)

Date	Opponent	Pos	AB	R	H	RBI	2B	3B	HR	BB	SB	CS	HBP	SAC	SF	GDP	K	PO	A	E	Avg
Feb 14	at Grand Canyon	*1b	4	0	2	1	0	0	0	0	0	0	1	0	0	0	0	8	1	0	.500
Feb 15	vs Nebraska	*1b	5	2	1	0	1	0	0	0	0	0	0	0	0	0	1	5	1	0	.333
Feb 16	vs UC Irvine	*1b	4	2	3	4	0	0	1	1	0	0	0	0	0	0	0	7	0	0	.462
Feb 17	AIR FORCE	*1b	2	1	0	0	0	0	0	2	0	0	0	0	0	0	1	6	1	0	.400
Feb 18	AIR FORCE	*1b	4	0	0	1	0	0	0	0	0	0	0	0	0	0	0	9	0	0	.316
Feb 21	SAINT MARY'S	*1b	5	0	2	2	0	0	0	1	1	0	0	0	0	0	1	5	2	0	.333
Feb 22	SAINT MARY'S	*1b	5	0	2	1	0	0	0	0	0	0	0	0	0	0	0	8	1	1	.345
Feb 23	SAINT MARY'S	*1b	2	2	2	1	0	0	0	1	1	0	1	0	0	0	0	6	0	0	.387
Feb 25	TENNESSEE TECH	*1b	1	1	1	2	0	0	0	1	0	0	1	0	1	0	0	2	0	0	.406
Feb 28	at UCLA	*1b	3	2	1	0	0	0	0	2	1	0	0	0	0	0	0	5	1	0	.400
Mar 01	at USC	*1b	4	0	0	0	0	0	0	0	0	0	0	0	0	0	2	5	0	0	.359
Mar 02	vs UConn	*1b	4	0	2	1	1	0	0	0	0	0	0	0	0	0	1	7	1	0	.372
Mar 05	ST. BONAVENTURE	*1b	3	1	1	2	0	0	0	1	1	0	1	0	0	0	1	5	0	0	.370
Mar 07	XAVIER	*1b	3	3	2	2	1	0	0	1	0	0	1	0	0	0	0	3	0	0	.388
Mar 08	XAVIER	*1b	3	1	1	0	0	0	0	0	0	0	0	0	0	0	2	6	0	0	.385
Mar 09	XAVIER	*1b	3	1	0	0	0	0	0	1	0	0	0	0	0	0	0	4	0	0	.364
Mar 11	VALPARAISO	*1b	4	2	3	2	0	0	0	0	0	0	0	0	0	0	0	5	1	0	.390
Mar 14	at Auburn	*1b	4	0	1	0	0	0	0	0	0	0	0	0	0	0	1	10	0	0	.381
Mar 15	at Auburn	*1b	3	1	0	0	0	0	0	1	0	0	0	0	0	0	0	5	1	0	.364
Mar 16	at Auburn	*1b	5	0	2	0	0	0	0	0	0	0	0	0	0	0	1	7	0	0	.366
Mar 18	BELMONT	*1b	3	1	1	0	0	0	0	1	0	0	0	0	0	0	1	6	0	0	.365
Mar 20	TEXAS A&M	*1b	2	1	1	0	1	0	0	2	0	0	0	0	0	0	1	7	0	0	.368
Mar 21	TEXAS A&M	*1b	3	2	2	0	2	0	0	0	0	0	0	0	0	0	0	7	0	0	.380
Mar 22	TEXAS A&M	*1b	4	1	1	3	0	0	1	0	0	0	0	0	0	0	2	4	0	0	.373
Mar 25	EASTERN KENTUCKY	*1b	1	2	0	0	0	0	0	3	0	0	1	0	0	0	1	6	0	0	.369
Totals		25gs	84	26	31	22	6	0	2	18	4	0	6	0	1	0	16	148	10	1	.369

On base pct. .505 • Slugging pct. .512

2025 Individual Game-by-Game Stats

#40 Austin Nye - 3 games (All games)

Date	Opponent	Pos	AB	R	H	RBI	2B	3B	HR	BB	SB	CS	HBP	SAC	SF	GDP	K	PO	A	E	Avg
Feb 17	AIR FORCE	*p	0	0	0	0	0	0	0	0	0	0	0	0	0	0	0	1	0	0	.000
Mar 05	ST. BONAVENTURE	*p	0	0	0	0	0	0	0	0	0	0	0	0	0	0	0	0	2	0	.000
Mar 18	BELMONT	*p	0	0	0	0	0	0	0	0	0	0	0	0	0	0	0	0	1	0	.000
Totals		3gs	0	0	0	0	0	0	0	0	0	0	0	0	0	0	0	1	3	0	.000

On base pct. .000 • Slugging pct. .000

#40 Austin Nye - 6 appearances (All games)

Date	Opponent	GS	IP	H	R	ER	BB	SO	2B	3B	HR	WP	BK	HBP	IBB	Score	W-L	Sv	ERA	NP
Feb 17	AIR FORCE	*	3.0	1	0	0	3	5	0	0	0	0	0	0	0	3-1	0-0	0	0.00	52
Feb 25	TENNESSEE TECH	*	2.1	3	2	2	1	4	2	0	0	0	0	0	0	16-3	0-0	0	3.38	48
Mar 05	ST. BONAVENTURE	*	2.0	2	0	0	1	3	0	0	0	0	0	1	0	14-1	0-0	0	2.45	40
Mar 11	VALPARAISO	*	2.0	1	0	0	2	2	0	0	0	0	0	0	0	12-0	0-0	0	1.93	41
Mar 18	BELMONT	*	4.0	0	0	0	0	3	0	0	0	0	0	0	0	13-2	1-0	0	1.35	45
Mar 25	EASTERN KENTUCKY	*	4.0	1	0	0	3	4	1	0	0	0	0	0	0	10-0	1-0	0	1.04	64
Totals		6	17.1	8	2	2	10	21	3	0	0	0	0	1	0	68-7	1-0	0	1.04	-

#45 Aiden O'Connell - 1 appearance (All games)

Date	Opponent	GS	IP	H	R	ER	BB	SO	2B	3B	HR	WP	BK	HBP	IBB	Score	W-L	Sv	ERA	NP
Feb 21	SAINT MARY'S		1.0	2	1	1	0	2	1	0	0	0	0	0	0	11-4	0-0	0	9.00	12
Totals		0	1.0	2	1	1	0	2	1	0	0	0	0	0	0	11-4	0-0	0	9.00	-

#73 Tommy O'Rourke - 8 appearances (All games)

Date	Opponent	GS	IP	H	R	ER	BB	SO	2B	3B	HR	WP	BK	HBP	IBB	Score	W-L	Sv	ERA	NP
Feb 16	vs UC Irvine		1.0	1	1	1	0	1	1	0	0	0	0	0	1	9-8	1-0	0	9.00	15
Feb 18	AIR FORCE		0.2	0	0	0	1	1	0	0	0	0	0	0	0	5-2	1-0	0	5.40	11
Feb 25	TENNESSEE TECH		1.0	0	1	1	2	1	0	0	0	2	0	0	0	16-3	1-0	0	6.75	22
Mar 02	vs UConn		2.0	0	0	0	0	3	0	0	0	0	0	0	0	2-6	1-0	0	3.86	22
Mar 11	VALPARAISO		1.0	0	0	0	0	2	0	0	0	0	0	0	0	12-0	1-0	0	3.18	11
Mar 15	at Auburn		1.0	1	0	0	0	0	0	0	0	0	0	0	0	8-6	1-0	0	2.70	13
Mar 21	TEXAS A&M		0.2	0	0	0	0	2	0	0	0	0	0	0	0	3-1	2-0	0	2.45	10
Mar 22	TEXAS A&M		0.1	0	0	0	1	1	0	0	0	0	0	0	0	8-5	2-0	1	2.35	12
Totals		0	7.2	2	2	2	4	11	1	0	0	2	0	1	0	63-31	2-0	1	2.35	-

#19 Rustan Rigdon - 18 games (All games)

Date	Opponent	Pos	AB	R	H	RBI	2B	3B	HR	BB	SB	CS	HBP	SAC	SF	GDP	K	PO	A	E	Avg
Feb 14	at Grand Canyon	*dh	2	2	1	1	1	0	0	0	0	0	0	0	0	0	0	0	0	0	.500
Feb 15	vs Nebraska	*dh	4	0	1	1	0	0	0	0	0	0	0	0	0	0	2	0	0	0	.333
Feb 16	vs UC Irvine	*3b	4	1	1	0	1	0	0	1	0	0	0	0	0	0	1	0	1	1	.300
Feb 17	AIR FORCE	*3b	3	1	2	0	0	0	0	1	1	0	0	0	0	0	0	0	3	1	.385
Feb 18	AIR FORCE	*of	2	1	2	0	0	0	0	1	1	0	0	0	0	0	0	0	0	0	.467
Feb 21	SAINT MARY'S	*dh	3	0	1	2	0	0	0	2	0	0	0	0	1	0	1	0	0	0	.444
Feb 22	SAINT MARY'S	*dh	3	1	0	0	0	0	0	2	0	0	0	0	0	0	0	0	0	0	.381
Feb 23	SAINT MARY'S	*of	2	2	1	0	0	0	0	1	1	0	0	1	0	0	1	3	0	0	.391
Feb 25	TENNESSEE TECH	*of	2	1	0	1	0	0	0	2	0	0	0	0	0	0	0	2	0	0	.360
Feb 28	at UCLA	*of	4	1	1	0	0	0	0	1	2	0	0	0	0	0	2	0	0	0	.345
Mar 01	at USC	*of	4	0	0	0	0	0	0	0	0	0	0	0	0	0	2	2	0	0	.303
Mar 02	vs UConn	*dh	2	0	0	0	0	0	0	0	0	0	0	0	0	0	2	0	0	0	.286
Mar 08	XAVIER	*of	3	1	1	0	0	0	0	1	1	0	0	0	0	0	2	1	0	0	.289
Mar 09	XAVIER	*dh	3	1	0	1	0	0	0	0	1	0	0	0	0	0	0	0	0	0	.268
Mar 11	VALPARAISO	pr/of	2	1	0	0	0	0	0	0	1	0	0	0	0	0	1	0	0	0	.256
Mar 14	at Auburn	*of	3	0	0	0	0	0	0	0	0	0	0	0	0	0	2	0	0	0	.239
Mar 18	BELMONT	of	0	0	0	0	0	0	0	0	0	0	0	0	0	0	0	0	0	0	.239
Mar 25	EASTERN KENTUCKY	*3b	5	1	4	2	1	0	0	0	0	0	0	0	0	0	0	1	1	0	.294
Totals		16gs	51	14	15	8	3	0	0	12	8	0	3	0	1	0	16	9	5	2	.294

On base pct. .448 • Slugging pct. .353

2025 Individual Game-by-Game Stats

#18 JD Rogers - 17 games (All games)

Date	Opponent	Pos	AB	R	H	RBI	2B	3B	HR	BB	SB	CS	HBP	SAC	SF	GDP	K	PO	A	E	Avg
Feb 14	at Grand Canyon	*of	4	0	1	0	1	0	0	0	0	0	0	0	0	0	0	0	0	0	.250
Feb 15	vs Nebraska	*of	4	1	1	0	1	0	0	0	0	0	0	0	0	0	1	1	0	0	.250
Feb 16	vs UC Irvine	of	2	0	0	0	0	0	0	0	0	0	0	0	0	0	1	0	0	0	.200
Feb 17	AIR FORCE	of	1	1	1	1	0	0	1	0	0	0	0	0	0	0	0	0	0	0	.273
Feb 18	AIR FORCE	of	0	1	0	0	0	0	0	1	0	0	0	0	0	0	0	0	0	0	.273
Feb 21	SAINT MARY'S	*of	3	1	0	0	0	0	0	1	0	0	0	0	0	0	1	2	0	0	.214
Feb 22	SAINT MARY'S	of	0	0	0	0	0	0	0	0	0	0	0	0	0	0	0	0	0	0	.214
Feb 23	SAINT MARY'S	dh	0	1	0	0	0	0	0	1	0	0	0	0	0	0	0	0	0	0	.214
Feb 25	TENNESSEE TECH	ph/of	0	0	0	0	0	0	0	1	0	0	0	0	0	0	0	2	0	0	.214
Feb 28	at UCLA	of	0	0	0	0	0	0	0	0	0	0	0	0	0	0	0	0	0	0	.214
Mar 02	vs UConn	*of	2	0	0	0	0	0	0	0	0	0	0	0	0	0	1	1	0	0	.188
Mar 07	XAVIER	pr	0	1	0	0	0	0	0	0	0	0	0	0	0	0	0	0	0	0	.188
Mar 11	VALPARAISO	ph/of	0	0	0	1	0	0	0	0	0	0	0	0	1	0	0	0	0	0	.188
Mar 15	at Auburn	of	0	0	0	0	0	0	0	0	0	0	0	0	0	0	0	0	0	0	.188
Mar 16	at Auburn	of	0	0	0	0	0	0	0	0	0	0	0	0	0	0	0	0	0	0	.188
Mar 18	BELMONT	of	0	0	0	0	0	0	0	0	0	0	0	0	0	0	0	0	0	0	.188
Mar 25	EASTERN KENTUCKY	ph/of	1	0	0	0	0	0	0	0	0	0	0	0	0	0	0	0	0	0	.176
Totals		4gs	17	6	3	2	2	0	1	4	0	0	0	0	1	0	4	6	0	0	.176

On base pct. .318 • Slugging pct. .471

#16 Mac Rose - 23 games (All games)

Date	Opponent	Pos	AB	R	H	RBI	2B	3B	HR	BB	SB	CS	HBP	SAC	SF	GDP	K	PO	A	E	Avg
Feb 16	vs UC Irvine	*c	5	0	2	1	0	0	0	0	0	0	0	0	0	0	1	12	0	0	.400
Feb 17	AIR FORCE	*dh	1	0	0	0	0	0	0	2	0	0	0	0	0	0	0	0	0	0	.333
Feb 18	AIR FORCE	*c	1	1	0	0	0	0	0	3	0	0	0	0	0	0	0	12	1	0	.286
Feb 21	SAINT MARY'S	c	1	0	0	0	0	0	0	0	0	0	0	0	0	0	0	3	0	0	.250
Feb 22	SAINT MARY'S	ph	1	0	1	1	0	0	0	0	0	0	0	0	0	0	0	0	0	0	.333
Feb 23	SAINT MARY'S	*c	3	1	2	1	1	0	0	0	0	0	0	1	0	0	0	8	0	0	.417
Feb 25	TENNESSEE TECH	*dh	2	1	0	1	0	0	0	1	0	0	0	0	1	0	1	0	0	0	.357
Feb 28	at UCLA	*dh	3	2	1	1	0	0	1	1	0	0	1	0	0	0	1	0	0	0	.353
Mar 01	at USC	ph	1	0	1	0	0	0	0	0	0	0	0	0	0	0	0	0	0	0	.389
Mar 02	vs UConn	*c	3	0	0	0	0	0	0	1	0	0	0	0	0	0	0	12	1	0	.333
Mar 05	ST. BONAVENTURE	*dh	2	0	0	0	0	0	0	2	0	0	0	0	0	0	1	0	0	0	.304
Mar 07	XAVIER	*dh	2	1	1	1	0	0	0	1	0	0	0	0	1	0	0	0	0	0	.320
Mar 08	XAVIER	*dh	3	0	1	0	0	0	0	1	0	0	0	0	0	0	0	0	0	0	.321
Mar 09	XAVIER	*c	4	0	0	0	0	0	0	0	0	0	0	0	0	1	0	17	0	0	.281
Mar 11	VALPARAISO	*dh	2	0	0	1	0	0	0	0	0	0	0	0	1	0	1	0	0	0	.265
Mar 14	at Auburn	*dh	3	0	1	0	0	0	0	0	0	0	0	0	0	0	0	0	0	0	.270
Mar 15	at Auburn	ph/dh	3	0	0	1	0	0	0	1	0	0	0	0	0	0	2	0	0	0	.250
Mar 16	at Auburn	*dh	3	1	0	0	0	0	0	0	0	0	1	0	0	0	1	0	0	0	.233
Mar 18	BELMONT	*c	3	1	2	2	1	0	0	1	0	0	0	0	0	0	0	6	2	0	.261
Mar 20	TEXAS A&M	*dh	4	0	2	1	0	0	0	0	0	0	0	0	0	0	1	0	0	0	.280
Mar 21	TEXAS A&M	*dh	2	0	0	0	0	0	0	1	0	0	0	0	0	0	0	0	0	0	.269
Mar 22	TEXAS A&M	*dh	2	0	0	0	0	0	0	1	0	0	1	0	0	0	1	0	0	0	.259
Mar 25	EASTERN KENTUCKY	*c	3	1	1	1	0	0	0	2	0	0	0	0	0	0	1	12	0	0	.263
Totals		19gs	57	9	15	12	2	0	1	18	0	0	3	1	3	1	11	82	4	0	.263

On base pct. .444 • Slugging pct. .351

#37 Jakob Schulz - 1 game (All games)

Date	Opponent	Pos	AB	R	H	RBI	2B	3B	HR	BB	SB	CS	HBP	SAC	SF	GDP	K	PO	A	E	Avg
Mar 02	vs UConn	p	0	0	0	0	0	0	0	0	0	0	0	0	0	0	0	1	0	0	.000
Totals		0gs	0	0	0	0	0	0	0	0	0	0	0	0	0	0	0	1	0	0	.000

On base pct. .000 • Slugging pct. .000

#37 Jakob Schulz - 4 appearances (All games)

Date	Opponent	GS	IP	H	R	ER	BB	SO	2B	3B	HR	WP	BK	HBP	IBB	Score	W-L	Sv	ERA	NP
Feb 15	vs Nebraska		2.0	0	0	0	0	3	0	0	0	0	0	0	0	4-6	0-0	0	0.00	28
Feb 18	AIR FORCE		1.1	0	0	0	1	3	0	0	0	0	0	0	0	5-2	1-0	0	0.00	25
Feb 22	SAINT MARY'S		0.1	0	2	2	2	1	0	0	0	0	0	2	0	13-7	1-0	0	4.91	24
Mar 02	vs UConn		0.2	0	0	0	1	0	0	0	0	0	0	0	0	2-6	1-0	0	4.15	12
Totals		0	4.1	0	2	2	4	7	0	0	0	0	0	2	0	24-21	1-0	0	4.15	-

2025 Individual Game-by-Game Stats

#34 Brennan Seiber - 4 games (All games)

Date	Opponent	Pos	AB	R	H	RBI	2B	3B	HR	BB	SB	CS	HBP	SAC	SF	GDP	K	PO	A	E	Avg
Feb 15	vs Nebraska	p	0	0	0	0	0	0	0	0	0	0	0	0	0	0	0	0	2	0	.000
Mar 01	at USC	p	0	0	0	0	0	0	0	0	0	0	0	0	0	0	0	1	0	0	.000
Mar 05	ST. BONAVENTURE	p	0	0	0	0	0	0	0	0	0	0	0	0	0	0	0	0	1	0	.000
Mar 11	VALPARAISO	p	0	0	0	0	0	0	0	0	0	0	0	0	0	0	0	1	0	0	.000
Totals		ogs	0	0	0	0	0	0	0	0	0	0	0	0	0	0	0	2	3	0	.000

On base pct. .000 • Slugging pct. .000

#34 Brennan Seiber - 9 appearances (All games)

Date	Opponent	GS	IP	H	R	ER	BB	SO	2B	3B	HR	WP	BK	HBP	IBB	Score	W-L	Sv	ERA	NP
Feb 15	vs Nebraska		2.0	1	2	2	2	4	0	0	1	0	0	0	0	4-6	0-0	0	9.00	36
Feb 18	AIR FORCE	*	3.0	2	0	0	1	6	0	0	0	2	0	0	0	5-2	0-0	0	3.60	52
Feb 22	SAINT MARY'S		0.2	0	0	0	0	1	0	0	0	1	0	0	0	13-7	0-0	0	3.18	8
Feb 25	TENNESSEE TECH		1.2	0	0	0	1	1	0	0	0	0	0	1	0	16-3	1-0	0	2.45	26
Mar 01	at USC		1.2	0	0	0	0	1	0	0	0	0	0	0	0	1-3	1-0	0	2.00	20
Mar 05	ST. BONAVENTURE		1.0	1	0	0	1	2	0	0	0	0	0	0	0	14-1	1-0	0	1.80	18
Mar 11	VALPARAISO		1.0	2	0	0	0	1	0	0	0	0	0	1	0	12-0	1-0	0	1.64	22
Mar 16	at Auburn		0.0	0	1	1	0	0	0	0	0	0	0	1	0	6-7	1-0	0	2.45	1
Mar 25	EASTERN KENTUCKY		2.0	1	0	0	0	2	0	0	0	0	0	0	0	10-0	1-0	0	2.08	26
Totals		1	13.0	7	3	3	5	18	0	0	1	3	0	3	0	81-29	1-0	0	2.08	-

#43 Matthew Shorey - 1 game (All games)

Date	Opponent	Pos	AB	R	H	RBI	2B	3B	HR	BB	SB	CS	HBP	SAC	SF	GDP	K	PO	A	E	Avg
Mar 14	at Auburn	p	0	0	0	0	0	0	0	0	0	0	0	0	0	0	0	0	1	0	.000
Totals		ogs	0	0	0	0	0	0	0	0	0	0	0	0	0	0	0	0	1	0	.000

On base pct. .000 • Slugging pct. .000

#43 Matthew Shorey - 9 appearances (All games)

Date	Opponent	GS	IP	H	R	ER	BB	SO	2B	3B	HR	WP	BK	HBP	IBB	Score	W-L	Sv	ERA	NP
Feb 14	at Grand Canyon		0.1	3	3	3	0	0	2	0	1	0	0	0	0	4-3	0-0	0	81.00	8
Feb 16	vs UC Irvine		0.1	0	2	2	1	0	0	0	0	0	0	1	0	9-8	0-0	0	67.50	11
Feb 18	AIR FORCE		1.0	0	0	0	0	1	0	0	0	0	0	0	0	5-2	0-0	0	27.00	10
Feb 22	SAINT MARY'S		1.0	0	0	0	1	2	0	0	0	0	0	0	0	13-7	1-0	0	16.88	18
Mar 01	at USC		2.0	0	0	0	0	1	0	0	0	0	0	0	0	1-3	1-0	0	9.64	20
Mar 11	VALPARAISO		1.0	0	0	0	1	2	0	0	0	0	0	0	0	12-0	1-0	0	7.94	23
Mar 14	at Auburn		1.0	0	0	0	0	0	0	0	0	0	0	0	0	2-6	1-0	0	6.75	9
Mar 16	at Auburn		0.1	1	1	1	0	0	0	0	0	0	0	0	0	6-7	1-0	0	7.71	6
Mar 22	TEXAS A&M		0.1	1	0	0	1	0	0	0	0	0	0	0	0	8-5	1-0	0	7.36	13
Totals		0	7.1	5	6	6	4	6	2	0	1	0	0	1	0	60-41	1-0	0	7.36	-

#22 JD Thompson - 4 games (All games)

Date	Opponent	Pos	AB	R	H	RBI	2B	3B	HR	BB	SB	CS	HBP	SAC	SF	GDP	K	PO	A	E	Avg
Feb 14	at Grand Canyon	*p	0	0	0	0	0	0	0	0	0	0	0	0	0	0	0	0	1	0	.000
Feb 21	SAINT MARY'S	*p	0	0	0	0	0	0	0	0	0	0	0	0	0	0	0	0	3	0	.000
Feb 28	at UCLA	*p	0	0	0	0	0	0	0	0	0	0	0	0	0	0	0	0	2	0	.000
Mar 07	XAVIER	*p	0	0	0	0	0	0	0	0	0	0	0	0	0	0	0	0	1	0	.000
Totals		4gs	0	0	0	0	0	0	0	0	0	0	0	0	0	0	0	0	7	0	.000

On base pct. .000 • Slugging pct. .000

2025 Individual Game-by-Game Stats

#22 JD Thompson - 6 appearances (All games)

Date	Opponent	GS	IP	H	R	ER	BB	SO	2B	3B	HR	WP	BK	HBP	IBB	Score	W-L	Sv	ERA	NP
Feb 14	at Grand Canyon	*	4.2	3	0	0	1	6	0	0	0	0	0	1	0	4-3	0-0	0	0.00	77
Feb 21	SAINT MARY'S	*	4.0	7	3	3	2	5	1	0	0	1	0	0	0	11-4	0-0	0	3.12	82
Feb 28	at UCLA	*	5.0	1	2	2	1	8	1	0	0	1	0	2	0	8-3	1-0	0	3.29	85
Mar 07	XAVIER	*	6.0	4	3	3	1	10	0	0	2	0	0	0	0	15-3	2-0	0	3.66	90
Mar 14	at Auburn	*	5.0	5	5	5	2	3	1	0	0	3	0	1	0	2-6	2-1	0	4.74	93
Mar 21	TEXAS A&M	*	6.1	5	1	1	0	10	0	0	1	0	0	0	0	3-1	2-1	0	4.06	96
Totals		6	31.0	25	14	14	7	42	3	0	3	5	0	4	0	43-20	2-1	0	4.06	-

#13 Jonathan Vastine - 24 games (All games)

Date	Opponent	Pos	AB	R	H	RBI	2B	3B	HR	BB	SB	CS	HBP	SAC	SF	GDP	K	PO	A	E	Avg
Feb 14	at Grand Canyon	*ss	4	0	1	0	0	0	0	0	0	0	0	0	0	0	1	2	2	0	.250
Feb 15	vs Nebraska	*ss	2	0	1	0	0	0	0	0	0	0	0	0	0	0	0	2	1	0	.333
Feb 16	vs UC Irvine	*ss	3	2	0	0	0	0	0	2	1	0	0	0	0	1	2	3	1	0	.222
Feb 17	AIR FORCE	*ss	4	0	0	0	0	0	0	0	0	0	0	0	0	0	3	2	1	0	.154
Feb 18	AIR FORCE	*ss	2	0	0	1	0	0	0	0	0	0	0	1	1	0	0	3	1	0	.133
Feb 21	SAINT MARY'S	*ss	4	2	2	3	0	0	1	1	0	0	0	0	0	0	0	1	3	0	.211
Feb 22	SAINT MARY'S	*ss	3	2	1	2	0	0	0	1	0	0	0	0	0	0	0	1	3	1	.227
Feb 23	SAINT MARY'S	*ss	3	0	0	0	0	0	0	1	0	0	0	0	0	0	1	1	1	0	.200
Feb 25	TENNESSEE TECH	*ss	2	2	1	1	0	0	0	1	0	0	0	0	0	0	0	1	3	0	.222
Feb 28	at UCLA	*ss	3	0	1	2	1	0	0	0	0	0	0	1	0	0	1	1	1	0	.233
Mar 01	at USC	*ss	3	0	0	0	0	0	0	0	0	0	0	0	0	0	3	1	3	0	.212
Mar 02	vs UConn	*ss	3	1	1	0	0	0	0	1	1	0	0	0	0	0	1	0	3	0	.222
Mar 05	ST. BONAVENTURE	*ss	4	1	1	2	0	0	0	0	0	0	0	0	0	0	2	2	0	0	.225
Mar 07	XAVIER	*ss	4	1	1	0	0	0	0	0	0	0	0	0	0	0	1	0	0	0	.227
Mar 08	XAVIER	*ss	4	1	1	2	0	0	1	0	0	0	0	0	0	0	1	3	2	0	.229
Mar 09	XAVIER	*ss	2	0	1	1	0	0	0	1	0	0	0	0	0	0	0	1	1	0	.240
Mar 11	VALPARAISO	*ss	2	0	0	0	0	0	0	1	0	0	0	0	0	0	1	0	3	0	.231
Mar 14	at Auburn	*ss	3	1	1	2	0	0	1	0	0	0	0	0	0	0	1	2	3	1	.236
Mar 15	at Auburn	*ss	4	1	1	1	0	0	0	0	0	0	0	0	0	0	0	4	2	0	.237
Mar 16	at Auburn	*ss	3	1	1	2	0	0	1	0	0	0	0	0	1	0	0	1	1	0	.242
Mar 18	BELMONT	*ss	2	1	0	1	0	0	0	1	0	0	0	0	0	0	1	0	0	0	.234
Mar 20	TEXAS A&M	*ss	2	1	0	0	0	0	0	1	0	0	0	0	0	0	0	0	1	0	.227
Mar 21	TEXAS A&M	*ss	3	0	0	0	0	0	0	0	0	0	0	0	0	0	1	0	1	0	.217
Mar 22	TEXAS A&M	*ss	4	1	2	0	0	0	0	0	0	0	0	0	0	0	1	0	1	0	.233
Totals		24gs	73	18	17	20	1	0	4	13	2	0	0	2	2	1	21	31	38	2	.233

On base pct. .341 • Slugging pct. .411

#51 Ryker Waite - 5 games (All games)

Date	Opponent	Pos	AB	R	H	RBI	2B	3B	HR	BB	SB	CS	HBP	SAC	SF	GDP	K	PO	A	E	Avg
Feb 21	SAINT MARY'S	pr/ss	0	0	0	0	0	0	0	0	0	0	0	0	0	0	0	0	1	0	.000
Feb 25	TENNESSEE TECH	ss	0	1	0	0	0	0	0	1	0	0	0	0	0	0	0	0	1	0	.000
Mar 05	ST. BONAVENTURE	ph	1	0	0	0	0	0	0	0	0	0	0	0	0	0	1	0	0	0	.000
Mar 11	VALPARAISO	ph/ss	0	0	0	1	0	0	0	1	0	0	0	0	0	0	0	0	0	0	.000
Mar 18	BELMONT	ss	1	0	0	0	0	0	0	0	0	0	0	0	0	0	1	1	1	0	.000
Totals		0gs	2	1	0	1	0	0	0	2	0	0	0	0	0	0	2	1	3	0	.000

On base pct. .500 • Slugging pct. .000