



WASHINGTON STATE

B A S E B A L L

WSUCOUGARS.COM | Baseball Contact | Bobby Alworth | 509-335-5785 (O) | 951-452-6129 (C) | Bobby.Alworth@wsu.edu

2025 SCHEDULE/RESULTS (0-0, 0-0 Mountain West)

FEBRUARY (0-0)

| | | | |
|------|---------------------|--------------------|-------------|
| 2/14 | at No. 4 Arkansas-1 | Fayetteville, Ark. | 10 a.m. |
| 2/14 | at No. 4 Arkansas-2 | Fayetteville, Ark. | 45 min post |
| 2/15 | at No. 4 Arkansas | Fayetteville, Ark. | Noon |
| 2/17 | at No. 4 Arkansas | Fayetteville, Ark. | 10 a.m. |

KLEBERG BANK COLLEGE CLASSIC (Corpus Christi, Texas)

| | | | |
|------|-----------------------------|-----------------------|--------|
| 2/21 | vs. Michigan State \$ | Corpus Christi, Texas | Noon |
| 2/22 | vs. UCLA \$ | Corpus Christi, Texas | Noon |
| 2/23 | Texas A&M Corpus Christi \$ | Corpus Christi, Texas | 1 p.m. |
| 2/24 | at Texas A&M Corpus Christi | Corpus Christi, Texas | 4 p.m. |
| 2/27 | vs. Iowa | Cleburne, Texas | Noon |
| 2/28 | vs. Iowa | Cleburne, Texas | Noon |

MARCH (0-0)

| | | | |
|------|-------------------|-------------------------|------------|
| 3/1 | vs. Iowa | Cleburne, Texas | Noon |
| 3/2 | vs. Iowa | Cleburne, Texas | 9 a.m. |
| 3/7 | Seattle U | Pullman, Wash. | 4:05 p.m. |
| 3/8 | Seattle U | Pullman, Wash. | 2:05 p.m. |
| 3/9 | Seattle U | Pullman, Wash. | 12:05 p.m. |
| 3/11 | at Oregon State | Corvallis, Ore. | 5:35 p.m. |
| 3/12 | at Oregon State | Corvallis, Ore. | 3:05 p.m. |
| 3/14 | at Air Force * | Colorado Springs, Colo. | 1 p.m. |
| 3/15 | at Air Force * | Colorado Springs, Colo. | Noon |
| 3/16 | at Air Force * | Colorado Springs, Colo. | 11 a.m. |
| 3/21 | San Diego State * | Pullman, Wash. | 4:05 p.m. |
| 3/22 | San Diego State * | Pullman, Wash. | 2:05 p.m. |
| 3/23 | San Diego State * | Pullman, Wash. | 12:05 p.m. |
| 3/25 | Gonzaga | Pullman, Wash. | 6:05 p.m. |
| 3/28 | at Nevada * | Reno, Nev. | 6:05 p.m. |
| 3/29 | at Nevada * | Reno, Nev. | 2:05 p.m. |
| 3/30 | at Nevada * | Reno, Nev. | 12:05 p.m. |

APRIL (0-0)

| | | | |
|------|-------------------|-------------------|------------|
| 4/1 | at Gonzaga | Spokane, Wash. | 6 p.m. |
| 4/4 | San Jose State * | Pullman, Wash. | 4:05 p.m. |
| 4/5 | San Jose State * | Pullman, Wash. | 2:05 p.m. |
| 4/6 | San Jose State * | Pullman, Wash. | 12:05 p.m. |
| 4/7 | San Francisco | Pullman, Wash. | 12:05 p.m. |
| 4/11 | at New Mexico * | Albuquerque, N.M. | 5 p.m. |
| 4/12 | at New Mexico * | Albuquerque, N.M. | 1 p.m. |
| 4/13 | at New Mexico * | Albuquerque, N.M. | 11 a.m. |
| 4/17 | Nevada * | Pullman, Wash. | 4:05 p.m. |
| 4/18 | Nevada * | Pullman, Wash. | 4:05 p.m. |
| 4/19 | Nevada * | Pullman, Wash. | 12:05 p.m. |
| 4/23 | at UC Davis | Davis, Calif. | 6 p.m. |
| 4/25 | at Fresno State * | Fresno, Calif. | 6:05 p.m. |
| 4/26 | at Fresno State * | Fresno, Calif. | 3:05 p.m. |
| 4/27 | at Fresno State * | Fresno, Calif. | 1:05 p.m. |
| 4/29 | Gonzaga | Pullman, Wash. | 6:05 p.m. |

MAY (0-0)

| | | | |
|------|----------------------|-------------------|------------|
| 5/2 | Air Force * | Pullman, Wash. | 6:05 p.m. |
| 5/3 | Air Force * | Pullman, Wash. | 6:05 p.m. |
| 5/4 | Air Force * | Pullman, Wash. | 12:05 p.m. |
| 5/6 | at Seattle U | Bellevue, Wash. | 11 a.m. |
| 5/9 | UNLV * | Pullman, Wash. | 6:05 p.m. |
| 5/10 | UNLV * | Pullman, Wash. | 6:05 p.m. |
| 5/11 | UNLV * | Pullman, Wash. | 12:05 p.m. |
| 5/13 | at Gonzaga | Spokane, Wash. | 6 p.m. |
| 5/15 | at San Diego State * | San Diego, Calif. | 6 p.m. |
| 5/16 | at San Diego State * | San Diego, Calif. | 6 p.m. |
| 5/17 | at San Diego State * | San Diego, Calif. | Noon |

\$ Kleberg Bank College Classic (Corpus Christi, Texas)

* Mountain West Conference Game

Home games in Bold | ALL TIMES PACIFIC

WASHINGTON STATE (0-0, 0-0 Mountain West) at No. 4 ARKANSAS (0-0, 0-0 SEC)

Baum-Walker Stadium | Fayetteville, Ark. | February 14-17, 2025

Friday, 10 a.m. (PT) - GM1 | Friday, 45 min after - GM2 | Saturday, Noon (PT) | Monday, 10 a.m. (PT)

WATCH | SEC Network+

WASHINGTON STATE

PROBABLE STARTERS

ARKANSAS

Griffin Smith | RHP | Jr. | 11-0, 1.99 ERA, 77 IP, 113 K (JUCO)

Gabe Gaecle | RHP | So. | 3-3, 2.32 ERA, 42.2 IP, 57 K

Nick Lewis | LHP | RS-SO. | Redshirted 2024

Zach Root | LHP | Jr. | 6-2, 3.56 ERA, 68.1 IP, 76 K (ECU)

Luke Meyers | RHP | Jr. | 7-4, 2.20 ERA, 77.2 IP, 82 K (JUCO)

Gage Wood | RHP | Jr. | 3-2, 4.46 ERA, 40.1 IP, 56 K

TBA

Landon Beidelschies | LHP | Jr. | 6-7, 4.15 ERA, 84.2 IP, 91 K (OHST)

BROADCAST INFO

WATCH: SEC Network +

PLAY-BY-PLAY: Brett Dolan

ANALYST: Troy Eklund

LIVESTATS: wsucougars.com

X: @wsucougarsbs

INSTAGRAM: @wsucougarsbs

NATHAN CHOATE

ALMA MATER: Cal Poly

CAREER RECORD (SEASON): 98-127-1 (7th Season)

WSU RECORD: 21-32 (2nd Season)

SERIES HISTORY

ALL-TIME SERIES: ARK leads 7-3

PREVIOUS MEETINGS:

WSU, 11-5 (3/16/87 - Fayetteville)

WSU, 8-4 (3/13/92 - Seattle - Kingdome)

ARK, 1-0 (2/18/00 - Arlington, Texas)

ARK, 4-2 (2/20/09 - Fayetteville)

ARK, 7-5 (10/2/20/09 - Fayetteville)

ARK, 4-3 (2/22/09 - Fayetteville)

ARK, 10-3 (5/29/09 - Norman, Okla. - NCAA Regional)

ARK, 6-4 (6/5/10 - Fayetteville - NCAA Regional)

WSU, 10-7 (6/6/10 - Fayetteville - NCAA Regional)

ARK, 7-2 (6/7/10 - Fayetteville - NCAA Regional)

SERIES HISTORY IN FAYETTEVILLE: ARK 5-2

SERIES HISTORY IN PULLMAN: 0-0

NEUTRAL SITE SERIES HISTORY: ARK 2-1

COUGAR BASEBALL OPENS 2025 AT FOURTH-RANKED ARKANSAS

Washington State Baseball opens the 2025 season with a four-game series at fourth-ranked Arkansas. Due to rain in the Fayetteville forecast, Friday will be a doubleheader at 10 a.m. (PT), Saturday will be a single game at Noon (PT), Sunday will be off and Monday will start at 10 a.m. (PT).

FOLLOW ALONG

All three games will be televised on SEC Network + and have live stats.

THIS WEEK IN COUGAR BASEBALL PODCAST

Every Wednesday a new episode of This Week in Cougar Baseball Podcast presented by Coors Light will be released featuring head coach Nathan Choate, a member of the Cougar Baseball program and the host, Chris King.

ABOUT WASHINGTON STATE

Washington State finished the 2024 season 21-32 overall including a 9-21 mark in the Pac-12 Conference play. The Cougars beat No. 24 Kentucky and Kansas to win the Round Rock Classic in Texas in February and later swept Arizona State in Pullman in March. The Cougars finished second in the Pac-12 with 50 double plays turned and third with a .976 fielding percentage. Washington State has added 24 newcomers to its 34-player roster and was picked to finish third in the Mountain West Conference. Head coach Nathan Choate begins in his second season at WSU after five seasons at Loyola Marymount.

ABOUT ARKANSAS

Arkansas enters the season ranked among the Top-5 in most of the major College Baseball Top-25 Preseason Polls and as high as fourth by Baseball America. Last season, the Razorbacks went 44-16 overall including a 20-10 mark in SEC play, and went 1-2 in the NCAA Regional round. Arkansas leads the all-time series 7-3 against Washington State. The teams are meeting for the first time since facing off three times during the 2010 NCAA Regional in Fayetteville with the Razorbacks taking two of the games including 7-2 in the winner-take-all regional final.

HARTMAN NAMED PRESEASON ALL-MOUNTAIN WEST

Junior outfielder Max Hartman was named to the Preseason All-Mountain West Conference Team and the Cougars were picked to finish third. Last season, Hartman hit .286 with 55 hits, 11 doubles, three home runs and 41 RBI to go along with 32 runs scored and 10 stolen bases as the Cougars lead-off hitter. The junior from St. Albert, Alberta tallied 17 multiple-hit games and tied for the team lead with 10 multiple-RBI games. Hartman was also a CSC Academic All-District and conference honor roll selection after posting a 3.56 GPA while majoring in civil engineering.

WSUCOUGARS.COM



MOUNTAIN WEST

| 2025 STANDINGS | | |
|------------------|---------------|---------|
| | Mountain West | Overall |
| Washington State | 0-0 | 0-0 |
| Air Force | 0-0 | 0-0 |
| Fresno State | 0-0 | 0-0 |
| Nevada | 0-0 | 0-0 |
| New Mexico | 0-0 | 0-0 |
| San Diego State | 0-0 | 0-0 |
| San Jose State | 0-0 | 0-0 |
| UNLV | 0-0 | 0-0 |

| 2024 FINAL STANDINGS (PAC-12 CONFERENCE) | | |
|------------------------------------------|--------|---------|
| | Pac-12 | Overall |
| Arizona *A# | 20-10 | 36-23 |
| Oregon State #& | 19-10 | 45-16 |
| Oregon #& | 19-11 | 40-20 |
| USC | 17-12 | 31-28 |
| California | 17-13 | 36-19 |
| Arizona State | 17-13 | 32-26 |
| Utah | 16-14 | 33-22 |
| Stanford | 11-19 | 22-33 |
| Washington | 10-20 | 19-31-1 |
| Washington State | 9-21 | 21-32 |
| UCLA | 9-21 | 19-33 |

* Pac-12 Conference Regular Season Champion
 ^ Pac-12 Conference Tournament Champion
 # NCAA Tournament
 & NCAA Super Regional

2025 PRESEASON POLL

| | |
|-------------------------|----|
| 1. Fresno State (6) | 43 |
| 2. Nevada | 35 |
| 3. Washington State (1) | 30 |
| 4. UNLV (1) | 27 |
| New Mexico | 27 |
| San Diego State | 27 |
| 7. Air Force | 19 |
| 8. San Jose State | 16 |

COUGS PICKED THIRD IN PRESEASON POLL BY MWC COACHES

As voted on by the league's eight coaches, the Cougars received 30 points including one first-place vote to finish behind Fresno State and Nevada, respectively. WSU will be competing in the Mountain West Conference in 2025. UNLV, New Mexico and San Diego State all tied for fourth while Air Force was picked to finish seventh and San Jose State, eighth.

INSIDE THE NUMBERS

- 2024** - WSU won 2024 Round Rock Classic in Texas last season, beat No. 21 Kentucky and Kansas
- 2010** - WSU's last NCAA Regional appearance came in 2010 (at Arkansas)
- 2010** - Cougar assistant Tommy Richards played for WSU in the 2010 NCAA Regional in Fayetteville
- 24** - WSU's 2025 roster features 24 newcomers, 14 junior college, 8 high school, 2 transfers
- 4** - WSU's roster features 4 players who were named JUCO All-Americans last season;
 - RHP Luke Meyers, INF Jonah Shull, RHP Griffin Smith, RHP Trevor Stowe
- 3.41** - WSU's 3.41 team GPA this past fall semester is a program record
- 3** - 3 Cougar pitchers own D1 innings (Rylan Haider, Kaden Wickersham, Jake Tedesco - DAYTON)
- 3** - 3 former Cougs finished 2024 in the big leagues;
 - Ian Hamilton - RHP, NYY; Kyle Manzardo - 1B, CLE; Ryan Walker - RHP, SFG
- 2** - WSU has won its last 2 games against SEC opponents;
 - Kentucky 6-4 (2024, Round Rock Classic) and Texas A&M, 11-6 (2022, Frisco Classic)
- 1ST** - WSU assistant Tommy Richards' 1st career start came in game 2 of DH at Arkansas (2/20/2009)

COUGAR BASEBALL JOINS MOUNTAIN WEST AS AFFILIATE MEMBER

Washington State Athletics entered into a conference affiliation agreement to have baseball participate in the Mountain West Conference. The agreement will begin July 1, 2024. Affiliate status through the NCAA allows for member affiliates to compete for conference and national championships. Cougar Baseball has a long and storied history, including four College World Series and 16 regional appearances.

IN THE CLASSROOM, IN THE COMMUNITY

- WSU set a program record with a 3.41 team GPA in the 2024 fall semester
- 35 players posted a GPA of 3.0 or higher during the fall semester
- WSU earned a 2024 ABCA Team Academic Excellence Award, 3.29 team GPA
- WSU had 17 President's Honor Roll selections
- 2023 fall, WSU posted record-setting team GPA in the fall semester (3.32) and the highest team GPA for a full academic year (3.29)
- WSU partners with WSU ROAR to host a Lentil Cookoff each fall. WSU ROAR is a two-year postsecondary education program for students with intellectual and developmental disabilities.

WSU ANNOUNCES NEW FAN EXPERIENCE AT BAILEY-BRAYTON FIELD

Cougar Athletics and Aramark Sports announced additions to the fan experience for Cougar Baseball at Bailey-Brayton Field in 2025.

- Enhanced views of the ballpark with the new backstop netting
- RV Weekends (March 21-23 vs. San Diego State; May 9-11 vs. UNLV)
- Fans 21 and over will have the opportunity to take all food and beverage menu items, including beer and wine, to their seats for the 2025 baseball season
- Upgraded concession items including a walking taco cart (open weather dependent), footlong hot-dogs, and a specialty brunch burger during Sunday games which includes bacon, egg, and cheese.
- Section 11 remains an alcohol-free section
- No re-entry to the ballpark

Beer and wine sales will continue to be located down the first base line in front of the Miller Indoor Training Facility (Beverages must be taken back to their seats).

FIVE NAMED CSC ACADEMIC ALL-DISTRICT IN 2024

Five Washington State Baseball student-athletes were named CSC Academic All-District by the College Sports Communicators. Senior pitchers Andrew Baughn, Chase Grillo and Grant Taylor along with sophomore outfielder Max Hartman and senior infielder Crew Parke each earned the recognition while Taylor will be up for Academic All-America honors. The five selections after the most Academic All-District selections in program history.

TOMMY RICHARDS BACK HOME AS ASSISTANT COACH

WSU added former Cougar infielder Tommy Richards as an assistant coach. Richards served as the head coach at Bushnell University (NAIA) the previous three seasons after the school started the baseball program in 2022. The Beacons increased their win total each season under Richards, capped by 29-win 2024 campaign that saw Bushnell win the Cascade Collegiate Conference Tournament Championship and earn the program's first NAIA National Tournament appearance. The former Cougar infielder played for Washington State (2009-12), appeared in 155 career games, played on WSU's last two NCAA Tournament teams in 2009 and 2010 and was later drafted by the Baltimore Orioles in the 24th round of the 2012 MLB Draft.

WASHINGTON STATE BASEBALL



2024 STAT RANKINGS

| CATEGORY | NO. | PAC-12 | NCAA |
|-------------------------|------|--------|------|
| HITTING | | | |
| Batting Avg. | .270 | 9 | - |
| On-Base Pct. | .358 | 10 | - |
| Slugging Pct. | .407 | 8 | - |
| Runs/G | 5.7 | 8 | - |
| Hits | 503 | 9 | - |
| Doubles | 97 | 9 | - |
| Triples | 14 | 5 | - |
| Home Runs | 43 | 9 | - |
| Walks | 196 | 11 | - |
| Hit-By-Pitch | 70 | 4 | - |
| Sacrifice Bunts | 13 | 9 | - |
| Stolen Bases | 43 | 9 | - |
| PITCHING | | | |
| ERA | 6.16 | 9 | - |
| WHIP | 1.60 | 9 | - |
| FIELDING | | | |
| Fielding Pct. | .976 | 3 | - |
| Double Plays | 50 | 2 | 25 |
| Runners caught stealing | 18 | 3 | - |

PLAYER RANKINGS

JOHN OLERUD NAMED PAC-12 PLAYER OF THE CENTURY

The Pac-12 Conference inducted Coug legend John Olerud into the Pac-12 Hall of Honor in 2019. Olerud was named the Pac-12 Conference’s Baseball Player of the Century in 2016. During his three seasons in a Cougar uniform, Olerud (1987-89) had one of the finest careers of any Cougar student-athlete, in any sport, in Washington State history, rewriting the WSU record books and becoming the only Cougar baseball athlete ever to be named College Athlete of the Year. In 1988, Olerud became the only player in NCAA history to win 15 games on the mound and hit 20 home runs in the same season, going 15-0 with 23 home runs that year. Olerud went 26-4 overall with a 3.17 ERA over 241.1 innings during his three seasons, hitting .434. He set two Pac-10 records and 10 Pac-10 North marks, highlighted by his sophomore season when he was named Athlete of the Year by Baseball America. In January prior to his junior year at WSU, Olerud suffered a subarachnoid hemorrhage, a type of brain seizure. He missed the first 28 games of the spring season, but returned to hit .359 for WSU over the final 27 games. Prior to his senior season, Olerud signed a contract with Toronto and went directly to the Major Leagues. In 1993, he became the first Blue Jay to win a batting title, hitting .363. Olerud played for Toronto, the New York Mets and Yankees, Seattle and Boston during his 17-year career, winning back-to-back World Series titles with Toronto in 1992 and 1993. In 2001 he joined his father, John Sr., in the WSU Athletics Hall of Fame, and is a member of the College Baseball, State of Washington and Inland Northwest Sports Halls of Fame. The John Olerud Two-Way Player of the Year Award, given annually by the College Baseball Hall of Fame, was named in his honor and in 2016, he was named the Pac-12 Conference Player of the Century.

INTERIM TAG REMOVED, ANNE MCCOY TO LEAD WASHINGTON STATE ATHLETICS

The interim tag was removed and Anne McCoy was named the WSU Director of Athletics, it was announced June 25. McCoy, who spent the previous three months as Interim Director of Athletics, officially becomes the 15th person to lead Cougar Athletics and the first woman to hold the position. McCoy is no stranger to WSU, serving a variety of roles on the senior administrative team since arriving in 2001 as associate director of athletics for internal operations. McCoy, who was hired by former Cougar Athletic Director Jim Sterk, has risen within the athletic department. Most recently, she served as senior deputy director of athletics and senior woman administrator (SWA) before assuming the interim director of athletics title in March of this year. Throughout her time on WSU’s senior leadership team, McCoy has been actively involved with all facets of the department, having a role in all head coaching hires since her arrival, including all current head coaches. McCoy has played a role in each area of Cougar Athletics during her tenure and served in a supervisory capacity for every WSU sport. Most recently, McCoy served as WSU’s interim director of athletics since late March of 2024. In the span of three months in the interim role, McCoy secured the hiring of WSU Men’s Basketball Head Coach David Riley, Head Swimming Coach Russ Whitaker and Head Women’s Golf Coach Kevin Tucker, extending the contract of Women’s Head Basketball Coach Kamie Ethridge, secured a home for baseball and women’s swimming through affiliate membership with the Mountain West Conference for the 2024-25 and 2025-26 seasons, and was involved with the Pac-12 Conference’ securing a media rights agreement with the CW Network and FOX for the 2024 football season.

WASHINGTON STATE ALUM CHRIS KING NAMED VOICE OF THE COUGS

WSU Athletics and Learfield’s Washington State Sports Properties named Washington State alumnus Chris King as the new “Voice of the Cougs” in August. King, from Marysville, Wash., takes over play-by-play duties for Cougar Football, Men’s Basketball and Baseball. King returns to Pullman – where he graduated from the Edward R. Murrow College of Communication in 2009 – after gaining 13 years of Division I broadcasting experience in neighboring Idaho. After two years announcing women’s basketball at Boise State, King became the men’s basketball broadcaster for the Idaho Vandals in 2013 before adding football broadcasting duties in 2021. In addition to his time calling college football and basketball, King also has extensive baseball experience, broadcasting Minor League Baseball for the Tri-City Dust Devils from 2012-2021. Away from the radio booth he has worked in a communications role with the West Coast League since 2016, most recently as the league’s deputy commissioner. King has twice been honored as the Idaho Sportscaster of the Year (2017, 2023) by the National Sports Media Association for his work with the Vandals.



2025 COUGAR BASEBALL

WSU QUICK FACTS

FOUNDED: 1890
 NICKNAME: Cougars
 COLORS: Crimson/Gray
 CONFERENCE: Mountain West
 ENROLLMENT: 20,286
 LOCATION: Pullman, Wash.
 HOME FIELD: Bailey-Brayton Field (3,500 - All AstroTurf)
 DIMENSIONS: 335 (LF-RF), 375 (LC-RC), 400 (CF)
 PRESIDENT: Dr. Elizabeth Cantwell
 DIRECTOR OF ATHLETICS: Anne McCoy
 TICKET OFFICE: 509-335-9626, 800-GO-COUGS
 WSU ATHLETICS WEBSITE: www.wsucougars.com


OFFICE ADDRESS:
 Bohler Addition 195
 Pullman, WA 99164-1602
 OFFICE PHONE: 509-335-COUG
 OFFICE FAX: 509-335-0267
 FRIEL COURT PRESS ROW: 509-335-COUG
 SENIOR ASSOC. A.D./STRATEGIC COMMUNICATIONS: Bill Stevens
 OFFICE PHONE: 509-335-4294
 EMAIL: wsstevens@wsu.edu
 SPORTS: Football, Women's Tennis, Men's Golf
ASST. DIRECTOR OF ATHLETICS/ATHLETIC COMMUNICATIONS:
Bobby Alworth (Baseball Contact)
OFFICE PHONE: 509-335-5785
CELL: 951-452-6129
EMAIL: bobby.alworth@wsu.edu
SPORTS: Football, Baseball, Women's Swimming, Women's Golf
 ASST. DIRECTOR: Jim Crawford
 OFFICE PHONE: 509-335-0265
 EMAIL: j.crawford@wsu.edu
 SPORTS: Women's Soccer, Men's Basketball, M/W Track & Field
 ASST. DIRECTOR: Riley Baker
 OFFICE PHONE: 509-335-0255
 EMAIL: riley.d.baker@wsu.edu
 SPORTS: Women's Basketball, Rowing, Women's Volleyball

HEAD COACH: Nathan Choate (2nd Season)
 CAREER RECORD (Season): 98-127-1 (7th)
 WSU RECORD (Season): 21-32 (2nd)
 ASSISTANT COACH/RECRUITING COORD.: Joe Perez (2nd Season)
 ASSISTANT COACH: Eric Hutting (2nd Season)
 ASSISTANT COACH: Tommy Richards (1st Season)
 DIRECTOR OF OPERATIONS: Austin Ames (2nd Season)

2024 RECORD: 21-32
 PAC-12 RECORD (Finish): 9-21 (11th)

LETTERWINNERS RETURNING/LOST: 8/26
 LINEUP RETURNERS/LOST: 2/7
 ROTATION RETURNERS/LOST: 0/3
 NEWCOMERS: 24 (8 HS/14 JC/2 TR)

ALL-TIME RECORD: 2822-1928-09
 CWS APPEARANCES: 4 (1950, 1956, 1965, 1976)
 NCAA SUPER REGIONAL APPEARANCES: 0 (Began in 1999)
 NCAA REGIONAL APPEARANCES: 16
 1950, 1956, 1960, 1961, 1965, 1966, 1975, 1976, 1977, 1978,
 1984, 1987, 1988, 1990, 2009, 2010



COUGAR ACCOLADES

GAVIN DERR (LHP)

No. 15 Impact Freshman in Mountain West Conference (D1Baseball)

MAX HARTMAN (OF)

No. 20 Prospect in Mountain West Conference (D1Baseball)
Preseason All-Mountain West Team

INGMAR HUTZEON (RHP)

No. 16 Prospect in Mountain West Conference (D1Baseball)

KYLER NORTROP (INF)

No. 3 Impact Freshman in Mountain West Conference (D1Baseball)

OLLIE OBENOUR (INF)

No. 9 Impact Freshman in Mountain West Conference (D1Baseball)

COUGS IN THE PROS

| PLAYER | RD/YEAR | POS. | ORGANIZATION | 2024 TEAM |
|----------------------|------------------|------------|----------------------|-------------------------------|
| Jonah Advincula | 8th/2023 | OF | Cleveland | Lake County (High-A) |
| Andres Alvarez | 22nd/2019 | INF | Pittsburgh | Altoona (Double-A) |
| A.J. Block | Free Agent/2020 | LHP | Los Angeles (AL) | Quad Cities (High-A) |
| Sam Brown | 12th/2023 | INF | Los Angeles (AL) | Rocket City (Double-A) |
| Ian Hamilton | 11th/2016 | RHP | New York (AL) | New York Yankees |
| Dakota Hawkins | Free Agent/2023 | RHP | New York (NL) | Brooklyn (High-A) |
| Kyle Manzardo | 2nd/2021 | INF | Cleveland | Cleveland Guardians |
| Cam Magee | 18th/2023 | INF | Atlanta | Augusta (High-A) |
| Shane Matheny | 23rd/2017 | INF | Los Angeles (AL) | Tri-City Dust Devils (High-A) |
| Zane Mills | 4th/2021 | RHP | St. Louis | Peoria (High-A) |
| Ryan Walker | 31st/2018 | RHP | San Francisco | San Francisco Giants |
| Brandon White | 12th/2021 | RHP | Miami | Jupiter (High-A) |



COMEBACK WINS ()

THE LAST TIME ...

COUGAR INDIVIDUAL

| | |
|---------------------------------|-----------------------------------------------------------|
| 4 Runs in One Game | Kyle Russell and Cole Cramer, USC (5/10/2024) |
| 5 Runs in One Game | Taylor Ard, at USC (5/29/2011) |
| 4 Hits in One Game | Kyle Russell, USC (5/10/2024) |
| 5 Hits in One Game | 5-5, Jacob McKeon, STANFORD (5/18/2023) |
| 5 RBI in One Game | (6) Max Hartman, at UC Riverside (3/13/2024) |
| 6 RBI in One Game | (6) Max Hartman, at UC Riverside (3/13/2024) |
| 7 RBI in One Game | (8) Jonah Advincula, vs. UC Riverside (2/18/2023) |
| Three Doubles in One Game | (4) Blake Clanton, SANTA CLARA (4/20/2018) |
| Four Doubles in One Game | Blake Clanton, SANTA CLARA (4/20/2018) |
| Two Triples in One Game | Nick Tanielu, Eastern Michigan (2/23/2013) |
| Hit For The Cycle | Derek Jones, at Arizona (GM2) (5/17/2012) |
| Two Home Runs in One Game | Casen Taggart, SEATTLE U (3/19/2024) |
| Three Home Runs in One Game | Jason Grove, at New Mexico State (2/14/1999) |
| Leadoff Home Run | Max Hartman, USC (5/10/2024) |
| Grand Slam | Jonah Advincula, vs. UC Riverside (2/18/2023) |
| Pinch-Hit Home Run | Brandham Ponce, USC (5/10/2023) |
| Inside-The-Park Home Run | Danny Sinatro, SANTA CLARA (4/21/2018) |
| Game-Ending Hit | Elijah Hainline, SANTA CLARA (4/21/2023) |
| Game-Ending Home Run | Elijah Hainline, SANTA CLARA (4/21/2023) |
| Game-Ending Grand Slam | P.J. Jones, OREGON STATE (5/19/2012) |
| Game-Ending Walk | Cory Meyer, WASHINGTON (4/21/2017) |
| Game-Ending Hit-By-Pitch | Tristan Peterson, STANFORD (4/3/2021) |
| Back-to-Back Home Runs | Jacob McKeon, Bryce Matthews, STANFORD (5/18/2023) |
| Back-to-Back-to-Back Home Runs | Alex Burg, Derek Jones, Greg Lagreid, Arizona (4/18/2009) |
| Three Stolen Bases in One Game | Ian Sagdal, vs. Portland (5/12/2015) |
| 8 Innings Pitched | (9) Grant Taylor, at Washington (3/28/2024 (W, 4-0)) |
| Complete Game | Grant Taylor, at Washington (3/28/2024 (W, 4-0)) |
| Shutout | Grant Taylor, at Washington (3/28/2024 (W, 4-0)) |
| No-Hitter | Scotty Sunitsch, at Oregon (4/8/2018) |
| At Least 10 Strikeouts | (10) Grant Taylor, OREGON STATE (5/4/2024) |
| At Least 15 Putouts in One Game | (15) Jacob McKeon, GONZAGA (5/2/2023) |
| At Least 10 Assists in One Game | Crew Parke (10), at Grand Canyon (4/18/2024) |

WSU TEAM

| | |
|-----------------------------------------|------------------------------------------------------------------------------------------------------------------------|
| Scored 10+ Runs in an Inning | 10 (8th Inning), vs. Villanova (2/18/2023) |
| Scored 10 Runs | 20, USC (5/10/2024) |
| Scored 15 Runs | 20, USC (5/10/2024) |
| Scored 20 Runs | 20, USC (5/10/2024) |
| Recorded 20 Hits | 20, at USC (5/16/2021) |
| Stole 5 bases | 5, at California (5/14/2023) |
| Shutout opponent | at Washington (3/28/2024) |
| Struck out 10+ hitters | 11, USC (5/10/2024) |
| Struck out 15+ hitters | 17, at Washington (3/28/2024) |
| Gave up Two Hits | vs. Kentucky (2/23/2024) |
| Gave up One Hit | Grant Taylor, at Washington (3/28/2024) |
| No-Hitter | (Parker McFadden-5 IP, A.J. Block-1.1 IP, Collin Maier-0.2 IP, Ryan Walker-2 IP) Santa Clara (4/22/2018) |
| Turned a Triple Play | Saint Mary's (3/10/2018) |
| Played Extra Innings | 11, L, 7-6, at Arizona (4/21/2024) |
| Won in Extra Innings | 11, W, 9-7, at Stanford (4/8/2024) |
| Last At-Bat Win | 9-7, at Stanford (4/8/2024) |
| Walk-Off Win | Tied 7-7 in 11th, Will Cresswell RBI-double, Max Hartman RBI-single 5-4, SANTA CLARA (4/21/2023) |
| Played to a tie | Elijah Hainline walkoff solo HR to lead off 9th at USC (12) (4/20/2019) |
| Won a Series | USC scored a run in the 12th to tie the game, game called due to WSU travel (3-0) ARIZONA STATE (March 22-24, 2024) |
| Won a Conference Series | (3-0) ARIZONA STATE (March 22-24, 2024) |
| Won a Road Series | (3-1) at Utah Tech (Feb. 16-18, 2024) |
| Won a Conference Road Series | (2-1) at California (May 12-14, 2023) |
| Won a Series vs. Top-25 Team | (2-0) No. 12 UCLA (March 31-April 2, 2023) |
| Won a Road Series vs. Top-25 Team | (2-1) at No. 15 Oregon State (March 10-12, 2023) |
| Won a Series vs. Top-10 Team | (2-1) at No. 10 Oregon (April 22-24, 2022) |
| Won a Road Series vs. Top-10 Team | (2-1) at No. 10 Oregon (April 22-24, 2022) |
| Swept a 2-game Set | (2-0) SEATTLE U (March 19-20, 2024) |
| Swept a 3-game Series | (3-0) ARIZONA STATE (March 22-24, 2024) |
| Swept a 4-game Series | (4-0) at Dixie State (Feb. 25-28, 2021) |
| Swept an Opponent on the Road | (2-0) at San Diego (March 18-19, 2014) |
| | (3-0), at Northern Colorado (April 21-23, 2006) |
| | (4-0) at Dixie State (Feb. 25-28, 2021) |
| Swept a Conference Opponent | (3-0) ARIZONA STATE (March 22-24, 2024) |
| | (2-0) No. 12 UCLA (March 31-April 2, 2023) |
| Swept a Conference Opponent on the Road | (3-0) at Portland (April 2-3, 1994) |

LAST AT-BAT WINS ()



2025 COUGAR BASEBALL

| | PLAYER | NOTES | CAREER-HIGHS |
|-----|-------------------------------------------------------------------------------------------------------------------------------------------------------------------------------------------------------------------------------------------------------------------------------------------------------------|------------------------------------------------------------------------------------------------------------------------------------------------------------------|--------------------------------------------------------------------------------------------------------------------------------------------------------------------------------------------------------------------------------------------------------------|
| #1 | LUKE THIELE INF RS-Jr. Chandler, Ariz. (Central Arizona College) Pronounced "THEEL" | - Played last 3 seasons at Central Arizona - All-Region in 2023, last season hit .300 - Rated #7 JUCO shortstop recruit nationally | HITS 2B 3B HR RUNS RBI SB |
| #2 | ELY KENNEL OF Jr. Monmouth, Ore. (Oregon State) - 2x Oregon Player of the Year in baseball - Signed with Oregon State in '22 - Oregon State transfer prior to 2024 season | - Pinch-hit 1B at Stanford 4/7, made diving catch to clinch win in LF | HITS 2, FRESNO STATE (4/27/24) 2B 1, FRESNO STATE (4/27/24) 3B HR RUNS 1 (5x), Last - FRESNO STATE (4/27/24) RBI 1 (2x), Last - FRESNO STATE (4/27/24) SB |
| #4 | LOGAN JOHNSTONE OF RS-Jr. Los Gatos, Calif. (Gonzaga) - Gonzaga transfer (2022-23) - Transferred prior to 2024 season - at GU, hit .273 in 25 games in 2022, redshirted 2023 | - Career-high 4 RBI, homered in 4/14 win at Stanford - Career-high 4 hits, 3 runs in 5/4 win over #6 OSU | HITS 4, OREGON STATE (5/4/24) 2B 2, OREGON STATE (5/4/24) 3B 1 (2x), Last - at Gonzaga (4/9/24) HR 1, at Stanford (4/7/24) RUNS 3, OREGON STATE (5/4/24) RBI 4, at Stanford (4/7/24) SB 1 (3x), Last - OREGON STATE (5/4/24) |
| #5 | KYLER NORTHROP INF Fr. Billings, Mont. (Central HS) - dad, Randy played baseball, basketball and golf at Dickinson State - mom, Camie played basketball at Rocky Mountain College | - 2x All-State in baseball and basketball, set CHS 3-FG records - #1 prospect in Montana (Perfect Game) - No. 3 Impact Frosh in Mountain West (D1Baseball) | HITS 2B 3B HR RUNS RBI SB |
| #6 | GAVIN ROY INF Jr. Sudbury, Ontario, Canada (Cloud County CC (Kan.)) - Played hockey in HS, assistant captain | - Hit .317 with 13 2B, 23 SB at Cloud County last season - All-Western Canadian in summer, .379, 8 2B, 22 SB | HITS 2B 3B HR RUNS RBI SB |
| #7 | RICCO LONGO INF RS-So. Spokane, Wash. (Spokane Falls CC) - 2nd of 6 children - mom, Kimberli played volleyball at Colorado - PRONOUNCED Ree-koh | - All-State in baseball and football and University HS - Redshirted 2023 - All-NWAC last season, 14 2B, 36 RBI, 17 SB | HITS 2B 3B HR RUNS RBI SB |
| #8 | OLLIE OBENOUR INF Fr. San Jose, Calif. (Leigh HS) - mom, Stephanie played volleyball at Cal Poly (97-99) - dad, Mark played baseball at Cal Poly (1997-98) - uncle, Justin Baum played baseball at University of Pacific and was a seventh-round MLB draft pick by San Diego in 2007 | - All-State, League MVP as a senior, .431, 9 2B, 2 HR - PRONOUNCED ALL-lee / OH-ben-NOW-er - No. 9 Impact Frosh in Mountain West (D1Baseball) | HITS 2B 3B HR RUNS RBI SB |
| #9 | JONAH SHULL INF Jr. Bothell, Wash. (Everett CC) - JUCO All-American last season -.326, 12 2B, 14 SB, 27 RBI | | HITS 2B 3B HR RUNS RBI SB |
| #10 | MILES CHANDLER RHP, Fr., Seattle, Wash. (West Seattle HS) - 2024 All-State, 92 K, 62.1 IP, 0.89 ERA, State Champion - #6 RHP in Washington (Perfect Game) | | IP K PITCHES |

PLAYER GAME-BY-GAME ON BACK PAGES



| | PLAYER | NOTES | CAREER-HIGHS |
|-----|-----------------------------------------------------------------------------------------------------------------------------------------------------------------------------------------------------------------------------------------------------------------------------------------------------------------------|--------------------------------------------------------------------------------------------------------------------|-------------------------------------------------------------------------------------------------------------------------------------------------------------------------------------------------------------------------------------------------------------------------|
| #11 | <p>JAKE TEDESCO LHP Jr. Grosse Point Woods, Mich. (Dayton) - All-State goalkeeper in HS - PRONOUNCED TEH-dess-KO</p> | <p>- Pitched last 2 seasons at Dayton - Appeared in 4 games in 2024, 9 games with 2 starts in 2023</p> | <p>IP 3.0, at Akron (3/15/23) K 4, at Akron (3/15/23) PITCHES 47 (2x), Last - at Akron (3/15/23)</p> |
| #13 | <p>NICK LEWIS LHP RS-Fr. Corona, Calif. (Santiago HS) - 2x All-League, threw 3 no-hitters in HS - No. 21 LHP prospect in California by PG in 2024</p> | <p>- Redshirted 2024 season</p> | <p>IP K PITCHES </p> |
| #15 | <p>KOOPER JONES C RS-Fr. Pasco, Wash. (Richland HS) - Cousin, Quinn Kaehler played QB at San Diego State (2013-14) - No. 2 catcher prospect in Washington by Baseball Northwest in 2023</p> | <p>- Redshirted 2024</p> | <p>HITS 2B 3B HR RUNS RBI SB </p> |
| #19 | <p>RYAN SKJONSBY 1B Jr. Long Beach, Calif. (Cypress CC) - Last season, All-League 2nd Team .349, 11 2B, 9 HR, 51 RBI - PRONOUNCED - SHONS-BEE</p> | | <p>HITS 2B 3B HR RUNS RBI SB </p> |
| #20 | <p>GABE SCHNEIDER RHP Fr. Gilbert, Ariz. (Casteel HS) - dad, Scott pitched at VCU and Norfolk State, was drafted in 12th round by the Anaheim Angeles in 2000, played Triple-A in 2005, has worked as Rehab Coach for the Milwaukee Brewers, and is the head baseball coach at Phoenix College</p> | <p>- 2x 5A State Champion - All-Region as a junior, 6-0, 1.40 ERA - Limited to 6.2 innings as a senior</p> | <p>IP K PITCHES </p> |
| #21 | <p>TROY SHEPARD LHP RS-Jr. Coeur d'Alene, Idaho (Spokane Falls CC) - dad, Scott played baseball at Cal Baptist - mom, Kristin Shepard played volleyball at Cal Baptist</p> | <p>- Pitched at Spokane Falls CC last 3 seasons - All-NWAC last season, 8-2, 109 K, 82 IP</p> | <p>IP K PITCHES </p> |
| #23 | <p>MAX HARTMAN OF Jr. St. Albert, Canada - Played for the Okotoks Dawgs Academy in Canada - As a SENIOR, played for Team Canada's Junior National Team at 2022 World Cup - Younger brother, Eric was drafted by Atlanta in 20th RD in '24</p> | <p>- No. 20 Prospect in Mountain West (D1Baseball) - Preseason All-Mountain West</p> | <p>HITS 3 (4x), Last - at Stanford (4/7/24) 2B 2 (2x), Last - at Washington (3/30/24) 3B HR 1 (4x), Last - USC (5/11/24) RUNS 3 (2x), Last - USC (5/10/24) RBI 6, at UC Riverside (3/13/24) SB 2, at Utah Tech GM 2 (2/17/24)</p> |
| #24 | <p>JACK WEISE INF Sr. Reno, Nev. (Sierra College) - 2x All-Conference at Sierra College (Calif.) - PRONOUNCED- WISE</p> | | <p>HITS 1 (5x), Last - CALIFORNIA (4/14/24) 2B 3B HR RUNS 2 (2x), Last - at Stanford (4/7/24) RBI 1, CALIFORNIA (4/14/24) SB 1, at Stanford (4/5/24)</p> |
| #25 | <p>GRIFFIN SMITH RHP Jr. Appleton, Wisc. (Rock Valley CC) - 2024 JUCO All-American, Region POY - 11-0, 113 K, 77 IP, 1.99 ERA - Set JUCO season records for K, wins and innings</p> | | <p>IP K PITCHES </p> |

PLAYER GAME-BY-GAME ON BACK PAGES



2025 COUGAR BASEBALL

| | PLAYER | NOTES | CAREER-HIGHS |
|-----|---------------------------------------------------------------------------------------------------------------------------------------------------------------------------------------------------------------|----------------------------------------------------------------------------------------------------------------------------------------------------------------------------------------------------------------------------------------|-------------------------------------------------------------------------------------------------------------------------------------------------------------------------------------------------------------------------------------------------------------------------------|
| #26 | EMERSON FLECK RHP Fr. Spokane, Wash. (Mead HS) - 2024 All-State, Greater Spokane League OPOY - No. 9 prospect in Washington (Perfect Game) | | IP K PITCHES |
| #27 | GRIFFIN MYERS C RS-Jr. Pleasanton, Calif. (Aador Valley HS) - All three family members graduated from WSU; mom, Nesa ('93), dad, Matt ('94), sister, Hannah ('21) | - Redshirted 2022 | HITS 1, PORTLAND (5/7/24) 2B 1, PORTLAND (5/7/24) 3B HR RUNS 1, PORTLAND (5/7/24) RBI SB |
| #29 | JAKE ROBINSON LHP Soph. Boise, Idaho (Columbia Basin CC) - 2024 All-NWAC, 6-1, 99 K, 72 IP | | IP K PITCHES |
| #30 | WILL CRESSWELL C Sr. Auburn, Wash. (Puyallup HS) - Uncle, Jonathan Cresswell is a professional ultimate frisbee player in Taiwan | - Had 2 hits in win over Kansas at Round Rock Classic - Had career-high 4 hits at Portland 3/26 - Had go-ahead RBI-double in 11th inning of 4/7 win at Stanford - 2024 Buster Posey Collegiate Catcher of the Year Watch List | HITS 4, at Portland (3/26/24) 2B 1 (6x), Last - at Stanford (4/7/24) 3B 1, ARIZONA (4/16/23) HR 1 (6x), Last - USC (5/11/24) RUNS 3, at UC Riverside (3/13/24) RBI 2 (3x), Last - at California (5/12/23) SB 1 (2x), Last - at UCLA (3/16/24) |
| #31 | NICK FAZIO RHP Fr. Puyallup, Wash. (Emerald Ridge HS) - Rated #3 RHP in Washington (PG) - dad, Steve played baseball at WSU - Both parents graduated from WSU, sister, Ali attends WSU | | IP K PITCHES |
| #32 | LUKE MEYERS RHP Jr. Denver, Colo. (Central Arizona College) - 2024 JUCO All-American, Region POY - 7-4, 4 CG, 82 K, 77.2 IP - Dad, Steve played baseball at Metro State in Colorado | | IP K PITCHES |
| #34 | BROCK BLATTER RHP Jr. Billings, Mont. (Alabama/USC) - 2022 19th RD draft pick by Cubs, 1st player drafted out Montana | - Pitched in 6 games at Alabama in 2023 - Pitched in 9 games at USC in 2024 - Will miss 2025 with injury | IP 2.2, HIGH POINT (2/24/23) K 6, HIGH POINT (2/24/23) PITCHES 52, HIGH POINT (2/24/23) |
| #35 | KADEN WICKERSHAM RHP Jr. Oklahoma City, Okla. (Hutchinson CC) - Pitched 2 seasons at Hutchinson CC in Kansas | - 2024 Round Rock Classic All-Tournament after Kansas win | IP 3.1, at Seattle U (4/30/24) K 5, at Seattle U (4/30/24) PITCHES 50, at Arizona (4/21/24) |
| #36 | INGMAR HUTZEZON RHP Jr. Utrecht, Netherlands (Los Medanos CC (Calif.)) - PRONOUNCED - ING-marr / HOOT-zeh-zonn | - 2024 All-Region 2nd Team at Los Medanos CC, League POY, 9-1, 2 saves, 2.15 ERA, 88 K in 79.2 IP - No. 16 Prospect in Mountain West (D1Baseball) | IP K PITCHES |

PLAYER GAME-BY-GAME ON BACK PAGES



| | PLAYER | NOTES | CAREER-HIGHS |
|-----|-----------------------------------------------------------------------------------------------------------------------------------------------------------------------------------------------------------------------------------------------|-------------------------------------------------------------------------------------------|----------------------------------------------------------------------------------------------------------------|
| #39 | BRYCE HAMPTON INF Fr. Boseman, Mont. (Gallatin HS) - All-American West Second Team (PG), #12 NW prospect (PG) - Played in 2024 Jayhawk Summer League, 17 GP, 14 hits, 10 RBI | | HITS 2B 3B HR RUNS RBI SB |
| #41 | BRYCE CHAMBERS RHP Jr. Grand Prairie, Texas (Dodge City CC) - Played 2024 at Dodge City CC in Kansas - 7-4, 53 K, 64.2 IP, 2 CG - Sister, Kenzie plays softball at University of Houston - Victoria | | IP K PITCHES |
| #42 | TREVOR STOWE RHP So. Buffalo, Wyo. (College of the Desert (Calif.)) - 2024 JUCO All-American 105 K, 78.2 IP - mom, Cami ran cross country at Yakima Valley CC... sister, Holland plays volleyball at Northwest College | | IP K PITCHES |
| #43 | GAVIN DERR LHP Fr. Bend, Ore. (Mountain View HS) - Had 35 K in 15.1 IP as a junior, All-League as Senior - Rated #8 overall prospect in Oregon (PG) and #3 LHP | - No. 15 Impact Frosh in Mountain West (D1Baseball) | IP K PITCHES |
| #46 | NOAH THEIN C Jr. DeWitt, Iowa (Des Moines Area CC) - Last season, hit .295 with 10 2B, 2 HR, 21 RBI, 45 runs - Also wrestled, played tennis and golf in HS | | HITS 2B 3B HR RUNS RBI SB |
| #51 | COLE WATTERSON OF RS-So. Smithville, Utah (Edmonds CC (Wash.)) - 2024 All-NWAC, led league with 46 SB - was 46-of-52 in SB - All-State in baseball and football in HS | | HITS 2B 3B HR RUNS RBI SB |
| #54 | RYLAN HAIDER RHP RS-So. Olympia Wash. (Olympia HS) - 2022 4A State Player of the Year, 10-0, 0.52 ERA - Led OHS to 4A State Title - Redshirted 2023 | - Earned win in 1st career start against Seattle U - Earned relief win at Grand Canyon | IP 4.0, SEATTLE U (3/19/24) K 3 (2x), Last - OREGON STATE (5/4/24) PITCHES 71, SEATTLE U (3/19/24) |



NATHAN CHOATE

HEAD COACH / SECOND YEAR

HEAD COACHING RECORD

| YEAR | SCHOOL | RECORD | POSTSEASON |
|-------------------|------------------|---------------------|------------------------------|
| 2020 | Loyola Marymount | 8-8 | |
| 2021 | Loyola Marymount | 20-29 (13-14 WCC) | |
| 2022 | Loyola Marymount | 20-34-1 (14-13 WCC) | |
| 2023 | Loyola Marymount | 29-24 (21-6 WCC) | WCC Regular Season Champions |
| 2024 | Washington State | 21-32 (9-21 Pac-12) | |
| 7TH SEASON | | 98-127-1 | |

COACHING ACCOLADES

| | |
|-----------------------------------|------------------------------------|
| 1 WCC REGULAR SEASON TITLE | 25 MLB DRAFT PICKS |
| 10 ALL-AMERICANS | 2 COLLEGE WORLD SERIES APPEARANCES |
| 3 TEAM USA PITCHERS | 4 FRESHMAN ALL-AMERICANS |
| 4 CONFERENCE PITCHERS OF THE YEAR | 10 ALL-CONFERENCE PITCHERS |
| 2023 WCC COACH OF THE YEAR | 2024 ROUND ROCK CLASSIC TITLE |

Nathan Choate begins his second year as the Washington State Head Baseball Coach after being named the 18th head baseball coach in program history June 23, 2023.

In his first season leading Washington State Baseball, Choate guided the Cougars to the Round Rock Classic title after posting wins over No. 24 Kentucky and Kansas in Texas while four players were named to the All-Tournament Team led by first baseman Joey Kramer who was named the Round Rock Classic MVP. Choate also saw his club sweep Arizona State for the second time in program history and recorded their first win at UCLA since 2014 and first win at Stanford since 2016. The Cougar defense reached new heights under Choate, turning the second-most double plays (50) in the Pac-12 Conference and posted a .976 fielding percentage, the third-best mark in program history. Choate saw three players earn All-Pac-12 honors led by ace righthander Grant Taylor who finished the season with 99 strikeouts, the seventh-most in WSU single-season history while his 76 strikeouts in conference play led the league.

In the classroom, the Cougars earned ABCA Academic Excellence accolades after setting program records with a 3.32 team GPA in the fall semester and a 3.29 overall team GPA for the school year. WSU also set a program record with five CSC Academic All-District selections while 17 were named to the WSU President's Honor Roll and 12 earned Pac-12 Spring Academic Honor Roll honors.

Choate arrived at WSU after leading Loyola Marymount to a West Coast Conference title this past season while guiding the Lions to new heights in his four seasons leading the program. Choate was named the 2023 WCC Coach of the Year after leading LMU to their first outright regular season title in 25 years with a 29-24 mark including an impressive 21-6 record in conference play, four games ahead of second-place Portland, and swept four WCC series. Choate coached a pair of Lions to All-America honors while five players earned All-WCC honors in addition to the WCC Pitcher of the Year, Defensive Player of the Year and Freshman of the Year.

"WSU Baseball is our oldest and most storied program. Coach Nathan Choate is the exact fit we need to lead us into the next chapter of WSU Baseball," Chun said. "What he accomplished at LMU speaks for itself. His values and principles are aligned with WSU. We are excited to welcome Nathan, Lori and the Choate Family to Washington State University."

Choate's 2023 LMU club tallied road wins at Vanderbilt and Oklahoma State, claimed six WCC Pitcher of the Week honors, one WCC Player of the Week and the pitching staff finished their season ranked sixth nationally in walks per nine innings and 26th nationally in walk to strikeout ratio. Choate coached three all-conference pitchers in 2023 led by ace

Diego Barrera who earned All-America honors after going 8-2 with 93 strikeouts and a 2.17 ERA while Khadim Diaw earned Freshman All-America honors after hitting .314 with eight home runs, 11 doubles, two triples, 33 RBI, 47 runs scored and 66 hits. In the classroom, the Lions closed the 2023 season with a 3.18 team GPA including 24 players with a 3.0 or higher.

Throughout his coaching career, Choate has accumulated 25 players drafted in the MLB Draft, seven of which have been selected in the top-10 rounds, 10 All-Americans, two College World Series appearances, three Team USA pitchers, four Freshman All-Americans, two Big West Freshman Pitchers of the Year, two WCC Pitchers of the Year and nine All-Conference Pitchers. In the 2017 season with San Diego his team finished sixth in the country in strikeouts and his 2019 Lion pitching staff to the 14th best ERA in the nation.

"My family and I couldn't be more excited to join the Washington State University family. Thank you to President Schulz, Pat Chun and Mitch Straub for the opportunity to lead the baseball program," Choate said. We look forward to earning the respect of past, current, and future Cougs, as well as the Pullman Community. Go Cougs!"

The 2021 season saw the Lions open up with 14 straight games against the Pac-12, winning two weekend series including a three-game sweep of Utah and a road series win at Washington. In addition to his success against the Pac-12, the Lions won six of the nine weekend series versus the WCC. On the offensive end, LMU led the conference in triples with 15 and were among the WCC leaders in stolen bases and stolen bases per game. On the mound, Choate produced one of the most lethal end of game pitchers in Holden Christian who was named to the 2021 ABCA/Rawlings NCAA Division I West All-Region Second Team, finishing the year with three wins, four saves, and an ERA of 0.97. The Lions pitching staff had 342 strikeouts and four members posted an ERA of 3.43 or below.

In 2020, his first season at the helm of the Loyola Marymount Lions, Choate went 8-8 winning three of his first four weekend series including a sweep of San Jose State. Under Choate's direction the Lions pitching staff posted an ERA of 4.07 had a strikeout-to-walk ratio of 2.61, which ranked third in the WCC.

Offensively, LMU led the WCC and ranked 25th nationally in stolen bases with 32 and set the school record for steals in a game with eight at UC Davis on March 1, 2020. Choate's aggressiveness on the bases was aided by the Lions discipline at the plate resulting in 84 free passes which also led the conference.

Choate's first win came in his first game leading LMU when they beat the Washington Huskies 7-1. In 2020 he also took part in the second-longest game in NCAA history in both

time and length with a 24 inning, six hour and thirty minute contest on Feb. 28 – 29 at UC Davis. In the game LMU set the school record for at-bats with 79 and Trevin Esquerra tied the NCAA record and set the Lions record for at-bats with 11.

In 2019 the Lions finished with a 34-25 overall mark, won their first five series and secured a berth into the WCC Championship Tournament where they beat WCC regular season champions BYU before posting back-to-back victories over Saint Mary's to clinch their first WCC Championship Tournament Title. The Lions beat No. 24 Baylor and No. 11 UCLA in the NCAA Tournament before falling to the Bruins in the deciding game of the Los Angeles Regional. The Lions were able to nab six All-WCC selections with Codie Paiva being named WCC Pitcher of the Year.

Prior to his hiring in 2019, Choate spent the previous two years as the pitching coach and recruiting coordinator at WCC-rival San Diego. While with the Toreros, Choate helped guide USD to a combined 58-50-1 record. In his first season with San Diego in 2017, Choate's staff struck out 9.7 batters per nine innings to record the sixth-best rate in the nation and lead the WCC. Torero ace, Nick Sprengel, went 9-1 to tie a program record for win percentage and was named to the All-WCC First team. Chris Murphy was named to the Freshman All-American team after striking out 11.61 batters per nine innings - the fifth-best rate in a single-season in program history. In his two seasons, five Torero pitchers were selected in the MLB Draft, including right-hander Paul Richan by the Chicago Cubs in the second round of the 2018 June Draft.

Before coming to USD, Choate had been the pitching coach and recruiting coordinator at Grand Canyon University for five years. While at GCU, he helped lead the 'Lopes to a DII World Series appearance and a WAC Championship while the school was transitioning to DI. Considered one of the top recruiters in the nation, Choate also spearheaded a top-35 ranked recruiting class in 2015.

Prior to his time at Grand Canyon, Choate spent four years at UC Riverside, where he served as the Highlanders' pitching coach and recruiting coordinator, helping 11 pitchers get drafted by MLB clubs, including Joe Kelly and Matt Andriese. Before UCR, Choate was the pitching coordinator for UC Irvine, which finished fourth at the 2007 College World Series.

Choate pitched collegiately at Cal Poly for two seasons, where he was awarded the Jim Newkirk Fireman's Award, given to the team's best relief pitcher, in his junior and senior seasons. He also pitched two seasons at Santa Ana Junior College in 1998 and 1999, helping the Dons to a third-place national finish in 1999.

Choate and his wife Lori have four children, Kamdyn, Chance, Kyla and Kacey.




1
Luke Thiele
MIF



2
Ely Kennel
OF



4
Logan Johnstone
OF



5
Kyler Northrop
INF



6
Gavin Roy
MIF



7
Ricco Longo
INF



8
Ollie Obenour
MIF



9
Jonah Shull
INF



10
Miles Chandler
RHP



11
Jake Tedesco
LHP



13
Nick Lewis
LHP



15
Kooper Jones
C



19
Ryan Skjonsby
CIF



20
Gabe Schneider
RHP



21
Troy Shepard
LHP



23
Max Hartman
OF



24
Jack Weise
INF



25
Griffin Smith
RHP




26
Emerson Fleck
RHP



27
Griffin Myers
C



29
Jake Robinson
LHP



30
Will Cresswell
C



31
Nick Fazio
RHP




32
Luke Meyers
RHP



34
Brock Blatter
RHP



35
Kaden Wickersham
RHP



36
Ingmar Hutzezon
RHP



39
Bryce Hampton
MIF




41
Bryce Chambers
RHP



42
Trevor Stowe
RHP




43
Gavin Derr
LHP



46
Noah Thein
C



51
Cole Watterson
OF



54
Rylan Haider
RHP



22
Nathan Choate
HEAD COACH



17
Joe Perez
FIRST BASE COACH



33
Eric Hutting
THIRD BASE COACH



37
Tommy Richards
ASSISTANT COACH



Austin Ames
DIRECTOR OF BASE-
BALL OPERATIONS



Jace Puckett
ATHLETIC TRAINER



Jake Needham
STRENGTH &
CONDITIONING



2025 COUGAR BASEBALL

| BY POSITION (34) | |
|----------------------------|--------|
| Catchers | 4 |
| Infielders | 9 |
| Outfielders | 4 |
| Pitchers | 17 |
| LEFT-HANDED HITTERS (6) | |
| Max Hartman | Jr. |
| Logan Johnstone | RS-Jr. |
| Ely Kennel | Jr. |
| Griffin Myers | RS-Jr. |
| Ryan Skjonsby | Jr. |
| Noah Thein | Jr. |
| RIGHT-HANDED HITTERS (11) | |
| Will Cresswell | Sr. |
| Bryce Hampton | Fr. |
| Ricco Longo | RS-So. |
| Kooper Jones | RS-Fr. |
| Kyler Northrop | Fr. |
| Ollie Obenour | Fr. |
| Gavin Roy | Jr. |
| Jonah Shull | Jr. |
| Luke Thiele | RS-Jr. |
| Cole Watterson | RS-So. |
| Jack Weise | Sr. |
| LEFT-HANDED PITCHERS (5) | |
| Gavin Derr | Fr. |
| Nick Lewis | RS-Fr. |
| Jake Robinson | So. |
| Troy Shepard | RS-Jr. |
| Jake Tedesco | Jr. |
| RIGHT-HANDED PITCHERS (12) | |
| Brock Blatter | Jr. |
| Bryce Chambers | Jr. |
| Miles Chandler | Fr. |
| Nick Fazio | Fr. |
| Emerson Fleck | Fr. |
| Rylan Haider | RS-So. |
| Ingmar Hutzezon | Jr. |
| Luke Meyers | Jr. |
| Gabe Schneider | Fr. |
| Griffin Smith | Jr. |
| Trevor Stowe | So. |
| Kaden Wickersham | Sr. |
| BY CLASS | |
| Freshmen | 10 |
| Sophomores | 5 |
| Juniors | 16 |
| Seniors | 3 |
| BY STATE / COUNTRY | |
| Arizona | 2 |
| California | 5 |
| Canada | 2 |
| Colorado | 1 |
| Idaho | 2 |
| Iowa | 1 |
| Michigan | 1 |
| Montana | 3 |
| Nevada | 1 |
| Oklahoma | 1 |
| Oregon | 2 |
| Netherlands | 1 |
| Texas | 1 |
| Utah | 1 |
| Washington | 8 |
| Wisconsin | 1 |
| Wyoming | 1 |

| NO. | NAME | POS | B/T | HT | WT | YR | EXP | MAJOR (*Interest) | HOMETOWN (PREVIOUS SCHOOLS) |
|-----|------------------|-----|-----|------|-----|--------|-----|-----------------------------------|----------------------------------------------------|
| 1 | Luke Thiele | MIF | R/R | 6-1 | 197 | RS-Jr. | JC | Social Science | Chandler, Ariz. (Central Arizona College) |
| 2 | Ely Kennel | OF | L/R | 6-0 | 186 | Jr. | 1V | Finance | Monmouth, Ore. (Santiam Christian HS/Oregon State) |
| 4 | Logan Johnstone | OF | L/R | 5-11 | 194 | RS-Jr. | 1V | Finance | Los Gatos, Calif. (Los Gatos HS/Gonzaga) |
| 5 | Kyler Northrop | INF | R/R | 6-4 | 190 | Fr. | HS | Communications* | Billings, Mont. (Central HS) |
| 6 | Gavin Roy | MIF | R/R | 5-9 | 173 | Jr. | JC | Social Science | Sudbury, Ontario (Cloud County CC) |
| 7 | Ricco Longo | INF | R/R | 5-9 | 186 | RS-So. | JC | Social Science | Spokane, Wash. (Spokane Falls CC) |
| 8 | Ollie Obenour | MIF | R/R | 6-0 | 175 | Fr. | HS | Sport Management* | San Jose, Calif. (Leigh HS) |
| 9 | Jonah Shull | INF | R/R | 6-0 | 187 | Jr. | TR | Finance | Bothell, Wash. (Everett CC) |
| 10 | Miles Chandler | RHP | R/R | 6-3 | 199 | Fr. | HS | Undeclared | Seattle, Wash. (West Seattle HS) |
| 11 | Jake Tedesco | LHP | L/L | 6-5 | 217 | Jr. | TR | Social Science | Grosse Pointe Woods, Mich. (Dayton) |
| 13 | Nick Lewis | LHP | L/L | 6-1 | 183 | RS-Fr. | RS | Economics | Corona, Calif. (Santiago HS) |
| 15 | Kooper Jones | C | R/R | 6-1 | 196 | RS-Fr. | RS | Public Relations | Pasco, Wash. (Richland HS) |
| 19 | Ryan Skjonsby | CIF | L/R | 6-3 | 208 | Jr. | JC | Social Science | Long Beach, Calif. (Cypress CC) |
| 20 | Gabe Schneider | RHP | L/R | 6-5 | 178 | Fr. | HS | Medical Sciences* | Gilbert, Ariz. (Casteel HS) |
| 21 | Troy Shepard | LHP | R/L | 6-2 | 191 | RS-Jr. | JC | Humanities | Coeur d'Alene, Idaho (Spokane Falls CC) |
| 23 | Max Hartman | OF | L/R | 6-3 | 199 | Jr. | 2V | Civil Engineering | St. Albert, Alberta, Canada |
| 24 | Jack Weise | INF | R/R | 6-2 | 203 | Sr. | 1V | Public Relations | Reno, Nev. (Sierra College) |
| 25 | Griffin Smith | RHP | R/R | 6-2 | 194 | Jr. | JC | Sport Management | Appleton, Wisc. (Rock Valley CC) |
| 26 | Emerson Fleck | RHP | R/R | 6-2 | 200 | Fr. | HS | Undeclared | Spokane, Wash. (Mead HS) |
| 27 | Griffin Myers | C | L/R | 6-4 | 212 | RS-Jr. | 2V | Finance | Pleasanton, Calif. (Amador Valley HS) |
| 29 | Jake Robinson | LHP | L/L | 6-2 | 199 | So. | JC | Business* | Boise, Idaho (Columbia Basin CC) |
| 30 | Will Cresswell | C | R/R | 6-0 | 205 | Sr. | 3V | Kinesiology | Auburn, Wash. (Puyallup HS) |
| 31 | Nick Fazio | RHP | R/R | 6-5 | 262 | Fr. | HS | Criminal Justice* | Puyallup, Wash. (Emerald Ridge HS) |
| 32 | Luke Meyers | RHP | R/R | 6-1 | 179 | Jr. | JC | Social Science | Denver, Colo. (Central Arizona College) |
| 34 | Brock Blatter | RHP | R/R | 6-6 | 220 | Jr. | TR | Management | Billings, Mont. (USC) |
| 35 | Kaden Wickersham | RHP | R/R | 6-2 | 187 | Sr. | 1V | Social Science | Oklahoma City, Okla. (Hutchinson CC) |
| 36 | Ingmar Hutzezon | RHP | R/R | 6-4 | 193 | Jr. | JC | History | Utrecht, Netherlands (Los Medanos CC) |
| 39 | Bryce Hampton | MIF | R/R | 6-1 | 180 | Fr. | HS | Kinesiology* | Bozeman, Mont. (Gallatin HS) |
| 41 | Bryce Chambers | RHP | R/R | 6-0 | 178 | Jr. | JC | Kinesiology | Grand Prairie, Texas (Dodge City CC) |
| 42 | Trevor Stowe | RHP | R/R | 6-1 | 181 | So. | JC | Business Economics | Buffalo, Wyo. (College of the Desert) |
| 43 | Gavin Derr | LHP | L/L | 6-1 | 186 | Fr. | HS | Undeclared | Bend, Ore. (Mountain View HS) |
| 46 | Noah Thein | C | L/R | 5-9 | 175 | Jr. | JC | Social Science | DeWitt, Iowa (Des Moines Area CC) |
| 51 | Cole Watterson | OF | R/R | 5-9 | 175 | RS-So. | JC | Entrepreneurship | Smithville, Utah (Edmonds CC) |
| 54 | Rylan Haider | RHP | R/R | 6-2 | 189 | RS-So. | 1V | Environmental & Ecosystem Science | Olympia, Wash. (Olympia HS) |

HEAD COACH | 22 Nathan Choate (2nd Season, Cal Poly) - Pitching Coach
 ASSISTANT COACH / RECRUITING COORDINATOR | 17 Joe Perez (2nd Season, Jamestown '12) – First Base Coach
 ASSISTANT COACH | 33 Eric Hutting (2nd Season, Long Beach State '16) – Third Base Coach
 ASSISTANT COACH | 37 Tommy Richards (1st Season, Washington State '12)
 DIRECTOR OF BASEBALL OPERATIONS | Austin Ames (2nd Season, Southeast Missouri State '23)
 STRENGTH AND CONDITIONING | Jake Needham (1st Season, Colorado State '20)
 EQUIPMENT MANAGER | Nate Weber (18th Season)
 ATHLETIC TRAINER | Jace Puckett (3rd Season)
 STUDENT ASSISTANT (Data Analytics) | Zachary Nyhusmoen (4th Season)
 STUDENT ASSISTANT (Event Operations/Alumni Relations) | Megan Swenson (4th Season)
 STUDENT ASSISTANT | Avery Anderson (2nd Season)

PRONUNCIATIONS

| | | |
|-----|-----------------|--------------------------|
| #1 | Luke THIELE | THEEL |
| #7 | RICCO Longo | REE-KO |
| #8 | OLLIE OBENOUR | ALL-LEE / OH-BEN-NOW-ER |
| #11 | Jake TEDESCO | TEH-DESS-KO |
| #19 | Ryan SKJONSBY | SHONS-BEE |
| #24 | Jack WEISE | WISE |
| #36 | INGMAR HUTZEZON | ING-MARR / HOOT-ZEH-ZONN |
| #54 | Rylan HAIDER | HY-DER |



- \$10 million clubhouse facility
- State-of-the-art locker room and players lounge
- Team meeting room, coaches suites
- 1,500 square-foot weight room
- Athletic training, equipment room and nutrition center
- Cougar Baseball Heritage Area
- New Bailey-Brayton Field entrance



2024 Washington State Baseball
Game Results for Washington State (as of May 18, 2024)
(All games)

| Date | Opponent | Score | Inns | Overall | Pac-12 | Pitcher of record | Attend | Time |
|----------------|-----------------|--------|------|---------|--------|----------------------|--------|------|
| Feb 16, 2024 | at Utah Tech | w 12-6 | 9 | 1-0-0 | 0-0-0 | Taylor, G (W 1-0) | 443 | 2:48 |
| Feb 17, 2024 | at Utah Tech-1 | w 8-6 | 9 | 2-0-0 | 0-0-0 | Wilford, C (W 1-0) | - | 2:48 |
| Feb 17, 2024 | at Utah Tech-2 | L 4-7 | 9 | 2-1-0 | 0-0-0 | Jones, S (L 0-1) | 737 | 2:15 |
| Feb 18, 2024 | at Utah Tech | w 5-1 | 9 | 3-1-0 | 0-0-0 | Brotherton (W 1-0) | 834 | 2:57 |
| # Feb 23, 2024 | vs #24 Kentucky | w 6-4 | 9 | 4-1-0 | 0-0-0 | Taylor, G (W 2-0) | 0 | 3:18 |
| # Feb 24, 2024 | vs Kansas | w 5-4 | 9 | 5-1-0 | 0-0-0 | Wickersham,K (W 1-0) | 0 | 2:26 |
| # Feb 25, 2024 | vs Texas State | L 4-13 | 9 | 5-2-0 | 0-0-0 | Haider, R (L 0-1) | 3420 | 3:33 |
| Feb 27, 2024 | at #3 TCU | L 7-8 | (12) | 5-3-0 | 0-0-0 | Baughn, A (L 0-1) | 3987 | 4:38 |
| Mar 02, 2024 | RHODE ISLAND-1 | w 10-4 | 9 | 6-3-0 | 0-0-0 | Wilford, C (W 2-0) | 878 | 3:08 |
| Mar 02, 2024 | RHODE ISLAND-2 | w 17-7 | 7 | 7-3-0 | 0-0-0 | Jones, S (W 1-1) | 789 | 2:58 |
| Mar 03, 2024 | RHODE ISLAND | L 3-6 | 9 | 7-4-0 | 0-0-0 | Grillo, C (L 0-1) | 813 | 2:50 |
| * Mar 08, 2024 | UTAH | w 7-1 | 9 | 8-4-0 | 1-0-0 | Taylor, G (W 3-0) | 837 | 2:48 |
| * Mar 09, 2024 | UTAH | L 4-5 | 9 | 8-5-0 | 1-1-0 | Wilford, C (L 2-1) | 829 | 2:39 |
| * Mar 10, 2024 | UTAH | L 6-7 | 9 | 8-6-0 | 1-2-0 | Brotherton (L 1-1) | 707 | 2:50 |
| Mar 13, 2024 | at UC Riverside | w 11-3 | 9 | 9-6-0 | 1-2-0 | Haynes, K (W 1-0) | 175 | 2:59 |
| * Mar 15, 2024 | at UCLA | L 1-4 | 9 | 9-7-0 | 1-3-0 | Taylor, G (L 3-1) | 607 | 2:37 |
| * Mar 16, 2024 | at UCLA | w 12-5 | 9 | 10-7-0 | 2-3-0 | Brotherton (W 2-1) | 668 | 3:24 |
| * Mar 17, 2024 | at UCLA | L 4-9 | 9 | 10-8-0 | 2-4-0 | Jones, S (L 1-2) | 510 | 3:03 |
| Mar 19, 2024 | SEATTLE U | w 12-5 | 9 | 11-8-0 | 2-4-0 | Haider, R (W 1-1) | 1046 | 3:21 |
| Mar 20, 2024 | SEATTLE U | w 10-3 | 9 | 12-8-0 | 2-4-0 | Brotherton (W 3-1) | 907 | 2:39 |
| * Mar 22, 2024 | ARIZONA STATE | w 8-7 | 9 | 13-8-0 | 3-4-0 | Brotherton (W 4-1) | 991 | 3:09 |
| * Mar 23, 2024 | ARIZONA STATE | w 3-2 | 9 | 14-8-0 | 4-4-0 | Wilford, C (W 3-1) | 846 | 2:21 |
| * Mar 24, 2024 | ARIZONA STATE | w 8-6 | 9 | 15-8-0 | 5-4-0 | Jones, S (W 2-2) | 757 | 2:57 |
| Mar 26, 2024 | at Portland | L 2-3 | 9 | 15-9-0 | 5-4-0 | Baughn, A (L 0-2) | 437 | 2:28 |
| * Mar 28, 2024 | at Washington | w 4-0 | 9 | 16-9-0 | 6-4-0 | Taylor, G (W 4-1) | 1090 | 2:11 |
| * Mar 29, 2024 | at Washington | L 5-14 | 9 | 16-10-0 | 6-5-0 | Wilford, C (L 3-2) | 2183 | 2:48 |
| * Mar 30, 2024 | at Washington | L 5-11 | 9 | 16-11-0 | 6-6-0 | Jones, S (L 2-3) | 2381 | 2:36 |
| * Apr 05, 2024 | at Stanford | L 3-5 | 9 | 16-12-0 | 6-7-0 | Grillo, C (L 0-2) | 1255 | 3:22 |
| * Apr 06, 2024 | at Stanford | L 1-3 | 9 | 16-13-0 | 6-8-0 | Wilford, C (L 3-3) | 1510 | 2:23 |
| * Apr 07, 2024 | at Stanford | w 9-7 | (11) | 17-13-0 | 7-8-0 | Wickersham,K (W 2-0) | 1306 | 3:57 |
| Apr 09, 2024 | at Gonzaga | L 7-22 | 9 | 17-14-0 | 7-8-0 | Orr, R (L 0-1) | 627 | 3:32 |
| * Apr 12, 2024 | CALIFORNIA | L 3-4 | 9 | 17-15-0 | 7-9-0 | Taylor, G (L 4-2) | 961 | 2:39 |
| * Apr 13, 2024 | CALIFORNIA | L 5-13 | 9 | 17-16-0 | 7-10-0 | Wilford, C (L 3-4) | 1125 | 3:07 |
| * Apr 14, 2024 | CALIFORNIA | L 2-8 | 9 | 17-17-0 | 7-11-0 | Brotherton (L 4-2) | 959 | 2:52 |
| Apr 17, 2024 | at Grand Canyon | w 6-4 | 9 | 18-17-0 | 7-11-0 | Haider, R (W 2-1) | 946 | 2:55 |
| * Apr 19, 2024 | at #19 Arizona | L 7-8 | 9 | 18-18-0 | 7-12-0 | Brotherton (L 4-3) | 4085 | 3:09 |
| * Apr 20, 2024 | at #19 Arizona | L 1-7 | 9 | 18-19-0 | 7-13-0 | Wilford, C (L 3-5) | 4134 | 2:36 |
| * Apr 21, 2024 | at #19 Arizona | L 6-7 | (11) | 18-20-0 | 7-14-0 | Brotherton (L 4-4) | 2836 | 3:36 |
| Apr 23, 2024 | GONZAGA | L 4-6 | 9 | 18-21-0 | 7-14-0 | Haider, R (L 2-2) | 952 | 3:00 |
| Apr 26, 2024 | FRESNO STATE | L 4-5 | 9 | 18-22-0 | 7-14-0 | Brotherton (L 4-5) | 1043 | 2:47 |
| Apr 27, 2024 | FRESNO STATE | L 2-12 | 9 | 18-23-0 | 7-14-0 | Wilford, C (L 3-6) | 889 | 2:44 |
| Apr 28, 2024 | FRESNO STATE | w 4-3 | 9 | 19-23-0 | 7-14-0 | Brotherton (W 5-5) | 808 | 2:27 |
| Apr 30, 2024 | at Seattle U | L 0-4 | 9 | 19-24-0 | 7-14-0 | Haynes, K (L 1-1) | 185 | 2:15 |
| * May 03, 2024 | #6 OREGON STATE | L 1-2 | 9 | 19-25-0 | 7-15-0 | Taylor, G (L 4-3) | 1485 | 2:42 |
| * May 04, 2024 | #6 OREGON STATE | w 10-9 | 9 | 20-25-0 | 8-15-0 | Wilford, C (W 4-6) | 873 | 3:09 |
| * May 05, 2024 | #6 OREGON STATE | L 6-10 | 9 | 20-26-0 | 8-16-0 | Brotherton (L 5-6) | 1326 | 3:13 |
| May 07, 2024 | PORTLAND | L 3-5 | 9 | 20-27-0 | 8-16-0 | Mezzomo, G (L 0-1) | 685 | 2:52 |
| * May 10, 2024 | USC | w 20-8 | 9 | 21-27-0 | 9-16-0 | Taylor, G (W 5-3) | 1129 | 3:30 |
| * May 11, 2024 | USC | L 4-9 | 9 | 21-28-0 | 9-17-0 | Haider, R (L 2-3) | 1490 | 2:53 |
| * May 12, 2024 | USC | L 3-10 | 9 | 21-29-0 | 9-18-0 | Brotherton (L 5-7) | 1217 | 3:11 |
| * May 16, 2024 | at #20 Oregon | L 2-9 | 9 | 21-30-0 | 9-19-0 | Taylor, G (L 5-4) | 2541 | 2:55 |
| * May 17, 2024 | at #20 Oregon | L 4-8 | 9 | 21-31-0 | 9-20-0 | Wickersham,K (L 2-1) | 4130 | 2:46 |
| * May 18, 2024 | at #20 Oregon | L 4-10 | 9 | 21-32-0 | 9-21-0 | Brotherton (L 5-8) | 3518 | 3:04 |

= Round Rock Classic (Round Rock, Texas)

* = Pac-12 Conference game

() extra inning game

**2024 Washington State Baseball
Overall Statistics for Washington State (as of May 18, 2024)
(All games Sorted by Batting avg)**

Record: 21-32 Home: 11-14 Away: 8-17 Neutral: 2-1 Pac-12: 9-21

| Player | avg | gp-gs | ab | r | h | 2b | 3b | hr | rbi | tb | slg% | bb | hp | so | gdp | ob% | sf | sh | sb-att | po | a | e | fld% | |
|-----------------------|------|-------|------|-----|-----|-----|----|----|-----|-----|------|-----|----|-----|-----|------|----|----|--------|------|-----|----|-------|--|
| 32 Cramer, Cole | .345 | 53-52 | 197 | 42 | 68 | 15 | 2 | 3 | 37 | 96 | .487 | 25 | 3 | 40 | 4 | .425 | 1 | 0 | 7-7 | 37 | 81 | 6 | .952 | |
| 37 Swarts, Nate | .329 | 41-41 | 155 | 32 | 51 | 15 | 4 | 4 | 22 | 86 | .555 | 7 | 13 | 47 | 1 | .406 | 0 | 0 | 5-7 | 107 | 3 | 2 | .982 | |
| 6 Kramer, Joey | .295 | 52-51 | 207 | 32 | 61 | 6 | 0 | 11 | 34 | 100 | .483 | 15 | 5 | 39 | 4 | .355 | 1 | 0 | 1-2 | 420 | 21 | 0 | 1.000 | |
| 23 Hartman, Max | .286 | 49-48 | 192 | 32 | 55 | 11 | 0 | 3 | 41 | 75 | .391 | 18 | 11 | 49 | 2 | .375 | 3 | 4 | 10-15 | 83 | 3 | 5 | .945 | |
| 1 Russell, Kyle | .275 | 44-44 | 182 | 30 | 50 | 11 | 1 | 2 | 22 | 69 | .379 | 14 | 9 | 33 | 4 | .354 | 1 | 1 | 3-5 | 59 | 124 | 9 | .953 | |
| 25 Taggart, Casen | .269 | 51-47 | 182 | 21 | 49 | 8 | 2 | 6 | 36 | 79 | .434 | 21 | 3 | 57 | 0 | .348 | 4 | 0 | 4-7 | 37 | 1 | 1 | .974 | |
| 8 Parke, Crew | .222 | 53-53 | 162 | 30 | 36 | 6 | 0 | 0 | 24 | 42 | .259 | 24 | 5 | 32 | 3 | .328 | 7 | 7 | 2-4 | 109 | 156 | 9 | .967 | |
| 5 Shibley, Alan | .215 | 42-38 | 149 | 23 | 32 | 8 | 3 | 5 | 22 | 61 | .409 | 19 | 4 | 44 | 0 | .320 | 0 | 1 | 5-7 | 71 | 1 | 0 | 1.000 | |
| ----- | | | | | | | | | | | | | | | | | | | | | | | | |
| 12 Morrow, Jacob | .291 | 38-32 | 117 | 15 | 34 | 8 | 0 | 3 | 17 | 51 | .436 | 16 | 5 | 23 | 2 | .393 | 2 | 0 | 1-2 | 203 | 41 | 2 | .992 | |
| 4 Johnstone, Logan | .250 | 27-15 | 68 | 15 | 17 | 3 | 1 | 1 | 10 | 25 | .368 | 7 | 4 | 9 | 2 | .354 | 0 | 0 | 3-3 | 26 | 0 | 0 | 1.000 | |
| 30 Cresswell, Will | .242 | 29-23 | 91 | 14 | 22 | 1 | 0 | 1 | 3 | 26 | .286 | 11 | 2 | 22 | 2 | .337 | 0 | 0 | 1-1 | 155 | 29 | 2 | .989 | |
| 19 Ponce, Brandham | .217 | 16-4 | 23 | 2 | 5 | 1 | 0 | 2 | 4 | 12 | .522 | 1 | 3 | 10 | 1 | .333 | 0 | 0 | 0-0 | 16 | 2 | 0 | 1.000 | |
| 2 Kennel, Ely | .194 | 27-4 | 36 | 4 | 7 | 1 | 0 | 0 | 2 | 8 | .222 | 2 | 1 | 14 | 0 | .256 | 0 | 0 | 0-2 | 10 | 0 | 1 | .909 | |
| 11 Cruz, Trey | .179 | 15-6 | 28 | 1 | 5 | 1 | 1 | 1 | 7 | 11 | .393 | 3 | 1 | 14 | 0 | .273 | 1 | 0 | 0-0 | 3 | 3 | 1 | .857 | |
| 10 Sotomayor, Griffen | .167 | 17-9 | 30 | 4 | 5 | 1 | 0 | 1 | 3 | 9 | .300 | 3 | 1 | 11 | 1 | .265 | 0 | 0 | 0-0 | 2 | 0 | 0 | 1.000 | |
| 27 Myers, Griffin | .167 | 5-1 | 6 | 1 | 1 | 1 | 0 | 0 | 0 | 2 | .333 | 0 | 0 | 3 | 0 | .167 | 0 | 0 | 0-0 | 6 | 1 | 0 | 1.000 | |
| 24 Weise, Jack | .161 | 22-8 | 31 | 6 | 5 | 0 | 0 | 0 | 1 | 5 | .161 | 9 | 0 | 15 | 0 | .350 | 0 | 0 | 1-1 | 20 | 27 | 2 | .959 | |
| 21 Gray, Caleb | .000 | 3-1 | 4 | 0 | 0 | 0 | 0 | 0 | 0 | 0 | .000 | 1 | 0 | 1 | 0 | .200 | 0 | 0 | 0-0 | 14 | 0 | 0 | 1.000 | |
| Totals | .270 | 53 | 1860 | 304 | 503 | 97 | 14 | 43 | 285 | 757 | .407 | 196 | 70 | 463 | 26 | .358 | 20 | 13 | 43-63 | 1398 | 539 | 48 | .976 | |
| Opponents | .291 | 53 | 1843 | 349 | 536 | 118 | 6 | 57 | 323 | 837 | .454 | 211 | 73 | 392 | 41 | .382 | 20 | 18 | 35-59 | 1412 | 450 | 45 | .976 | |

LOB - Team (443), Opp (418). DPs turned - Team (50), Opp (30). IBB - Team (2), Swarts, N 1, Taggart, C 1, Opp (2). Picked off - Russell, K 1, Parke, C 1, Kennel, E 1, Cramer, C 1.

(All games Sorted by Earned run avg)

| Player | era | w-l | app | gs | cg | sho | sv | ip | h | r | er | bb | so | 2b | 3b | hr | b/avg | wp | hp | bk | sfa | sha | | |
|----------------------|-------|-------|-----|----|----|-----|----|-------|-----|-----|-----|-----|-----|-----|----|----|-------|----|----|----|-----|-----|--|--|
| 44 Taylor, Grant | 4.21 | 5-4 | 15 | 15 | 1 | 1/0 | 0 | 83.1 | 71 | 40 | 39 | 28 | 99 | 20 | 0 | 11 | .233 | 3 | 14 | 2 | 1 | 2 | | |
| 20 Wilford, Connor | 4.91 | 4-6 | 15 | 13 | 0 | 0/0 | 0 | 84.1 | 100 | 52 | 46 | 30 | 64 | 20 | 1 | 7 | .293 | 3 | 6 | 1 | 5 | 1 | | |
| 49 Brotherton, Duke | 5.43 | 5-8 | 21 | 7 | 0 | 0/0 | 1 | 66.1 | 79 | 47 | 40 | 24 | 44 | 17 | 3 | 7 | .307 | 6 | 14 | 0 | 3 | 7 | | |
| 28 Jones, Spencer | 7.50 | 2-3 | 22 | 11 | 0 | 0/0 | 0 | 54.0 | 65 | 50 | 45 | 22 | 31 | 19 | 0 | 8 | .301 | 4 | 10 | 0 | 2 | 2 | | |
| ----- | | | | | | | | | | | | | | | | | | | | | | | | |
| 38 Gabler, Jacob | 0.00 | 0-0 | 3 | 0 | 0 | 0/0 | 1 | 2.1 | 0 | 0 | 0 | 0 | 2 | 0 | 0 | 0 | .000 | 0 | 0 | 0 | 0 | 0 | | |
| 35 Wickersham, Kaden | 5.06 | 2-1 | 22 | 0 | 0 | 0/0 | 1 | 32.0 | 29 | 19 | 18 | 14 | 23 | 3 | 0 | 1 | .248 | 5 | 7 | 0 | 3 | 2 | | |
| 3 Lee, Jack | 5.40 | 0-0 | 10 | 0 | 0 | 0/0 | 0 | 6.2 | 6 | 4 | 4 | 4 | 5 | 2 | 0 | 1 | .240 | 1 | 0 | 0 | 1 | 0 | | |
| 55 Baughn, Andrew | 6.04 | 0-2 | 25 | 0 | 0 | 0/0 | 0 | 22.1 | 31 | 18 | 15 | 9 | 13 | 6 | 0 | 3 | .341 | 6 | 6 | 0 | 0 | 1 | | |
| 45 Orr, Ryan | 6.23 | 0-1 | 11 | 1 | 0 | 0/0 | 0 | 13.0 | 11 | 12 | 9 | 9 | 15 | 2 | 0 | 3 | .208 | 3 | 1 | 0 | 1 | 0 | | |
| 31 Haynes, Kevin | 6.31 | 1-1 | 20 | 5 | 0 | 0/0 | 0 | 45.2 | 54 | 34 | 32 | 30 | 37 | 11 | 0 | 6 | .295 | 3 | 7 | 0 | 3 | 0 | | |
| 57 Farland, Elias | 6.75 | 0-0 | 3 | 0 | 0 | 0/0 | 0 | 2.2 | 4 | 2 | 2 | 4 | 2 | 0 | 0 | 0 | .333 | 1 | 0 | 0 | 0 | 0 | | |
| 41 Grillo, Chase | 7.79 | 0-2 | 18 | 0 | 0 | 0/0 | 4 | 17.1 | 16 | 16 | 15 | 10 | 30 | 5 | 0 | 3 | .239 | 6 | 5 | 0 | 1 | 1 | | |
| 54 Haider, Rylan | 11.25 | 2-3 | 14 | 1 | 0 | 0/0 | 1 | 16.0 | 35 | 20 | 20 | 7 | 9 | 7 | 0 | 3 | .449 | 2 | 3 | 0 | 0 | 1 | | |
| 46 Judd, Carson | 11.85 | 0-0 | 14 | 0 | 0 | 0/0 | 0 | 13.2 | 19 | 19 | 18 | 14 | 14 | 4 | 2 | 2 | .333 | 1 | 0 | 1 | 0 | 1 | | |
| 36 Miller, Liam | 19.80 | 0-0 | 5 | 0 | 0 | 0/0 | 0 | 5.0 | 12 | 11 | 11 | 3 | 3 | 0 | 0 | 2 | .462 | 3 | 0 | 0 | 0 | 0 | | |
| 40 Mezzomo, Giordano | 33.75 | 0-1 | 2 | 0 | 0 | 0/0 | 0 | 1.1 | 4 | 5 | 5 | 3 | 1 | 2 | 0 | 0 | .500 | 1 | 0 | 1 | 0 | 0 | | |
| Totals | 6.16 | 21-32 | 53 | 53 | 1 | 1/0 | 8 | 466.0 | 536 | 349 | 319 | 211 | 392 | 118 | 6 | 57 | .291 | 48 | 73 | 5 | 20 | 18 | | |
| Opponents | 5.32 | 32-21 | 53 | 53 | 0 | 1/1 | 13 | 470.2 | 503 | 304 | 278 | 196 | 463 | 97 | 14 | 43 | .270 | 39 | 70 | 4 | 20 | 13 | | |

PB - Team (2), Cresswell, W 1, Morrow, J 1, Opp (9). Pickoffs - Team (8), Wilford, C 2, Cresswell, W 2, Morrow, J 1, Judd, C 1, Brotherton 1, Jones, S 1, Opp (4). SBA/ATT - Morrow, J (22-36), Cresswell, W (12-18), Brotherton (10-15), Haynes, K (7-10), Taylor, G (5-9), Wilford, C (3-8), Jones, S (7-8), Baughn, A (1-3), Judd, C (1-2), Wickersham, K (0-2), Myers, G (1-1), Farland, E (1-1), Haider, R (0-1).

2024 Washington State Baseball
Overall Statistics for Washington State (as of May 18, 2024)
(All games Sorted by Fielding pct)

| Player | c | po | a | e | fld% | dp | sba | csb | sba% | pb | ci |
|-----------------------|------|------|-----|----|-------|----|-----|-----|-------|----|----|
| 6 Kramer, Joey | 441 | 420 | 21 | 0 | 1.000 | 41 | 0 | 0 | --- | 0 | 0 |
| 5 Shibley, Alan | 72 | 71 | 1 | 0 | 1.000 | 0 | 0 | 0 | --- | 0 | 0 |
| 4 Johnstone, Logan | 26 | 26 | 0 | 0 | 1.000 | 0 | 0 | 0 | --- | 0 | 0 |
| 19 Ponce, Brandham | 18 | 16 | 2 | 0 | 1.000 | 2 | 0 | 0 | --- | 0 | 0 |
| 49 Brotherton, Duke | 18 | 4 | 14 | 0 | 1.000 | 1 | 10 | 5 | .667 | 0 | 0 |
| 21 Gray, Caleb | 14 | 14 | 0 | 0 | 1.000 | 0 | 0 | 0 | --- | 0 | 0 |
| 27 Myers, Griffin | 7 | 6 | 1 | 0 | 1.000 | 0 | 1 | 0 | 1.000 | 0 | 0 |
| 31 Haynes, Kevin | 4 | 2 | 2 | 0 | 1.000 | 0 | 7 | 3 | .700 | 0 | 0 |
| 35 Wickersham, Kaden | 3 | 1 | 2 | 0 | 1.000 | 0 | 0 | 2 | .000 | 0 | 0 |
| 41 Grillo, Chase | 2 | 2 | 0 | 0 | 1.000 | 0 | 0 | 0 | --- | 0 | 0 |
| 54 Haider, Rylan | 2 | 1 | 1 | 0 | 1.000 | 0 | 0 | 1 | .000 | 0 | 0 |
| 10 Sotomayor, Griffen | 2 | 2 | 0 | 0 | 1.000 | 0 | 0 | 0 | --- | 0 | 0 |
| 36 Miller, Liam | 1 | 0 | 1 | 0 | 1.000 | 0 | 0 | 0 | --- | 0 | 0 |
| 12 Morrow, Jacob | 246 | 203 | 41 | 2 | .992 | 3 | 22 | 14 | .611 | 1 | 0 |
| 30 Cresswell, Will | 186 | 155 | 29 | 2 | .989 | 1 | 12 | 6 | .667 | 1 | 0 |
| 37 Swarts, Nate | 112 | 107 | 3 | 2 | .982 | 1 | 0 | 0 | --- | 0 | 0 |
| 25 Taggart, Casen | 39 | 37 | 1 | 1 | .974 | 0 | 0 | 0 | --- | 0 | 0 |
| 8 Parke, Crew | 274 | 109 | 156 | 9 | .967 | 41 | 0 | 0 | --- | 0 | 0 |
| 24 Weise, Jack | 49 | 20 | 27 | 2 | .959 | 6 | 0 | 0 | --- | 0 | 0 |
| 1 Russell, Kyle | 192 | 59 | 124 | 9 | .953 | 28 | 0 | 0 | --- | 0 | 0 |
| 32 Cramer, Cole | 124 | 37 | 81 | 6 | .952 | 9 | 0 | 0 | --- | 0 | 0 |
| 23 Hartman, Max | 91 | 83 | 3 | 5 | .945 | 0 | 0 | 0 | --- | 0 | 0 |
| 28 Jones, Spencer | 15 | 4 | 10 | 1 | .933 | 1 | 7 | 1 | .875 | 0 | 0 |
| 2 Kennel, Ely | 11 | 10 | 0 | 1 | .909 | 0 | 0 | 0 | --- | 0 | 0 |
| 11 Cruz, Trey | 7 | 3 | 3 | 1 | .857 | 0 | 0 | 0 | --- | 0 | 0 |
| 20 Wilford, Connor | 13 | 1 | 10 | 2 | .846 | 0 | 3 | 5 | .375 | 0 | 0 |
| 55 Baughn, Andrew | 5 | 3 | 1 | 1 | .800 | 0 | 1 | 2 | .333 | 0 | 0 |
| 44 Taylor, Grant | 8 | 2 | 4 | 2 | .750 | 1 | 5 | 4 | .556 | 0 | 0 |
| 46 Judd, Carson | 2 | 0 | 1 | 1 | .500 | 0 | 1 | 1 | .500 | 0 | 0 |
| 3 Lee, Jack | 1 | 0 | 0 | 1 | .000 | 0 | 0 | 0 | --- | 0 | 0 |
| 38 Gabler, Jacob | 0 | 0 | 0 | 0 | .000 | 0 | 0 | 0 | --- | 0 | 0 |
| 40 Mezzomo, Giordano | 0 | 0 | 0 | 0 | .000 | 0 | 0 | 0 | --- | 0 | 0 |
| 45 Orr, Ryan | 0 | 0 | 0 | 0 | .000 | 0 | 0 | 0 | --- | 0 | 0 |
| 57 Farland, Elias | 0 | 0 | 0 | 0 | .000 | 0 | 1 | 0 | 1.000 | 0 | 0 |
| Totals | 1985 | 1398 | 539 | 48 | .976 | 50 | 35 | 24 | .593 | 2 | 0 |
| Opponents | 1907 | 1412 | 450 | 45 | .976 | 30 | 43 | 20 | .683 | 9 | 0 |

Hitting minimums - 1 Games 2.5 AB/Game 3.0 TPA/Game
Pitching minimums - 1 Games 1.0 IP/Game

**2024 Washington State Baseball
Games Summary for Washington State (as of May 18, 2024)
(All games)**

| Score by innings | 1 | 2 | 3 | 4 | 5 | 6 | 7 | 8 | 9 | EX | Total |
|-------------------------|----------|----------|----------|----------|----------|----------|----------|----------|----------|-----------|--------------|
| Washington State | 26 | 38 | 32 | 37 | 41 | 46 | 27 | 32 | 23 | 2 | 304 |
| Opponents | 51 | 28 | 28 | 45 | 22 | 49 | 38 | 36 | 50 | 2 | 349 |

Record when ...

| | | | |
|----------------------|-------|----------------------|------|
| Overall | 21-32 | After 6 leading | 18-5 |
| Conference | 9-21 | trailing | 2-22 |
| Non-Conference | 12-11 | tied | 1-5 |
| Home games | 11-14 | After 7 leading | 17-2 |
| Away games | 8-17 | trailing | 2-24 |
| Neutral site | 2-1 | tied | 1-6 |
| Day games | 13-18 | After 8 leading | 19-2 |
| Night games | 8-14 | trailing | 1-28 |
| vs Left starter | 2-11 | tied | 0-2 |
| vs Right starter | 19-21 | | |
| 1-Run games | 5-9 | Hit 0 home runs | 5-18 |
| 2-Run games | 5-4 | ... 1 home run | 9-11 |
| 5+Run games | 9-13 | ... 2+ home runs | 7-3 |
| Extra innings | 1-2 | | |
| Shutouts | 1-1 | Opponent 0 home runs | 8-10 |
| | | 1 home run | 9-12 |
| Scoring 0-2 runs | 0-9 | 2+ HRs | 4-10 |
| 3-5 runs | 5-17 | | |
| 6-9 runs | 7-6 | Made 0 errors | 7-14 |
| 10+ runs | 9-0 | 1 error | 10-8 |
| | | 2+ errors | 4-10 |
| Opponent 0-2 runs | 4-1 | | |
| 3-5 runs | 9-9 | Opp. made 0 errors | 6-19 |
| 6-9 runs | 8-13 | 1 error | 8-7 |
| 10+ runs | 0-9 | 2+ errors | 7-6 |
| Scored in 1st inning | 9-8 | Out-hit opponent | 15-6 |
| Opp. scored in 1st | 10-13 | Out-hit by opponent | 6-23 |
| Scores first | 11-12 | Hits are tied | 0-3 |
| Opp. scores first | 10-20 | | |

Record when team scores:

| | | | | | | | | | | | |
|------|-----|-----|-----|-----|-----|-----|-----|-----|-----|-----|-----|
| Runs | 0 | 1 | 2 | 3 | 4 | 5 | 6 | 7 | 8 | 9 | 10+ |
| W-L | 0-1 | 0-4 | 0-4 | 1-5 | 2-9 | 2-3 | 2-3 | 1-3 | 3-0 | 1-0 | 9-0 |

Record when opponent scores:

| | | | | | | | | | | | |
|------|-----|-----|-----|-----|-----|-----|-----|-----|-----|-----|-----|
| Runs | 0 | 1 | 2 | 3 | 4 | 5 | 6 | 7 | 8 | 9 | 10+ |
| W-L | 1-0 | 2-0 | 1-1 | 3-2 | 4-3 | 2-4 | 3-2 | 3-4 | 1-4 | 1-3 | 0-9 |

Record when leading after:

| | | | | | | | | |
|------|-----|------|------|------|------|------|------|------|
| Inn. | 1 | 2 | 3 | 4 | 5 | 6 | 7 | 8 |
| W-L | 7-6 | 11-9 | 10-8 | 16-6 | 18-6 | 18-5 | 17-2 | 19-2 |

Record when trailing after:

| | | | | | | | | |
|------|------|------|------|------|------|------|------|------|
| Inn. | 1 | 2 | 3 | 4 | 5 | 6 | 7 | 8 |
| W-L | 7-11 | 6-15 | 5-16 | 4-19 | 3-20 | 2-22 | 2-24 | 1-28 |

Record when tied after:

| | | | | | | | | |
|------|------|-----|-----|-----|-----|-----|-----|-----|
| Inn. | 1 | 2 | 3 | 4 | 5 | 6 | 7 | 8 |
| W-L | 7-15 | 4-8 | 6-8 | 1-7 | 0-6 | 1-5 | 1-6 | 0-2 |

Current losing streak: 5
 Longest winning streak: 5
 Longest losing streak: 6

Home attendance : 24342 (25 dates avg = 973)
 Away attendance : 44545 (27 dates avg = 1649)
 Total attendance: 68887 (52 dates avg = 1324)

2024 Washington State Baseball
Team Game-by-Game for Washington State (as of May 18, 2024)
Batting (All games)

| Date | Opponent | ab | r | h | rbi | 2b | 3b | hr | tb | bb | ibb | sb | cs | hbp | sac | sf | gdp | k | po | a | e | lob | avg |
|---------|-----------------|------|-----|-----|-----|----|----|----|-----|-----|-----|----|----|-----|-----|----|-----|-----|------|-----|----|-----|------|
| Feb 16 | at Utah Tech | 43 | 12 | 18 | 12 | 4 | 1 | 3 | 33 | 5 | 0 | 1 | 0 | 0 | 0 | 1 | 2 | 3 | 27 | 15 | 0 | 10 | .419 |
| Feb 17 | at Utah Tech | 37 | 8 | 11 | 8 | 3 | 0 | 3 | 23 | 4 | 0 | 0 | 1 | 3 | 0 | 0 | 0 | 5 | 27 | 12 | 0 | 9 | .363 |
| Feb 17 | at Utah Tech | 33 | 4 | 8 | 4 | 1 | 0 | 1 | 12 | 2 | 0 | 2 | 1 | 1 | 0 | 0 | 1 | 8 | 24 | 19 | 1 | 5 | .327 |
| Feb 18 | at Utah Tech | 35 | 5 | 10 | 5 | 2 | 2 | 2 | 22 | 4 | 0 | 1 | 2 | 1 | 0 | 0 | 0 | 6 | 27 | 10 | 1 | 8 | .318 |
| Feb 23 | vs Kentucky | 33 | 6 | 8 | 6 | 0 | 1 | 0 | 10 | 6 | 0 | 1 | 0 | 2 | 0 | 0 | 2 | 10 | 27 | 12 | 2 | 8 | .304 |
| Feb 24 | vs Kansas | 32 | 5 | 11 | 5 | 1 | 0 | 2 | 18 | 2 | 0 | 0 | 1 | 0 | 0 | 0 | 2 | 6 | 27 | 10 | 0 | 5 | .310 |
| Feb 25 | vs Texas State | 37 | 4 | 9 | 4 | 0 | 1 | 0 | 11 | 7 | 0 | 1 | 0 | 0 | 1 | 0 | 0 | 11 | 24 | 10 | 2 | 14 | .300 |
| Feb 27 | at TCU | 52 | 7 | 16 | 7 | 2 | 1 | 2 | 26 | 4 | 0 | 0 | 0 | 1 | 0 | 0 | 0 | 17 | 35 | 9 | 0 | 14 | .301 |
| Mar 02 | RHODE ISLAND | 36 | 10 | 13 | 10 | 6 | 0 | 0 | 19 | 5 | 0 | 4 | 0 | 4 | 1 | 2 | 0 | 11 | 27 | 13 | 1 | 14 | .308 |
| Mar 02 | RHODE ISLAND | 38 | 17 | 17 | 12 | 0 | 2 | 0 | 21 | 6 | 0 | 1 | 0 | 2 | 0 | 0 | 1 | 5 | 21 | 6 | 0 | 9 | .322 |
| Mar 03 | RHODE ISLAND | 34 | 3 | 7 | 3 | 3 | 0 | 0 | 10 | 1 | 0 | 0 | 0 | 2 | 0 | 0 | 0 | 7 | 27 | 12 | 0 | 7 | .312 |
| *Mar 08 | UTAH | 30 | 7 | 10 | 7 | 4 | 0 | 0 | 14 | 2 | 0 | 4 | 0 | 2 | 1 | 3 | 0 | 4 | 27 | 13 | 0 | 7 | .314 |
| *Mar 09 | UTAH | 37 | 4 | 10 | 4 | 1 | 0 | 0 | 11 | 3 | 0 | 1 | 0 | 2 | 0 | 0 | 0 | 7 | 27 | 9 | 0 | 11 | .310 |
| *Mar 10 | UTAH | 37 | 6 | 10 | 6 | 1 | 0 | 2 | 17 | 1 | 0 | 1 | 0 | 1 | 0 | 0 | 0 | 5 | 27 | 9 | 0 | 6 | .307 |
| Mar 13 | at UC Riverside | 37 | 11 | 13 | 11 | 2 | 0 | 1 | 18 | 4 | 0 | 1 | 1 | 2 | 0 | 2 | 0 | 9 | 27 | 6 | 1 | 7 | .310 |
| *Mar 15 | at UCLA | 34 | 1 | 7 | 1 | 0 | 0 | 1 | 10 | 1 | 0 | 2 | 0 | 0 | 0 | 0 | 1 | 9 | 24 | 7 | 0 | 7 | .304 |
| *Mar 16 | at UCLA | 33 | 12 | 9 | 12 | 1 | 0 | 0 | 10 | 13 | 0 | 4 | 1 | 3 | 0 | 2 | 0 | 8 | 27 | 8 | 1 | 12 | .303 |
| *Mar 17 | at UCLA | 33 | 4 | 8 | 4 | 3 | 0 | 0 | 11 | 6 | 0 | 0 | 0 | 0 | 0 | 1 | 2 | 7 | 24 | 6 | 0 | 9 | .300 |
| Mar 19 | SEATTLE U | 42 | 12 | 17 | 11 | 4 | 0 | 2 | 27 | 3 | 0 | 0 | 0 | 2 | 0 | 0 | 0 | 10 | 27 | 14 | 2 | 11 | .306 |
| Mar 20 | SEATTLE U | 33 | 10 | 14 | 7 | 3 | 0 | 1 | 20 | 4 | 0 | 2 | 1 | 1 | 1 | 1 | 1 | 4 | 27 | 12 | 1 | 6 | .311 |
| *Mar 22 | ARIZONA STATE | 33 | 8 | 10 | 7 | 1 | 0 | 2 | 17 | 5 | 0 | 0 | 1 | 0 | 0 | 1 | 0 | 12 | 27 | 11 | 1 | 7 | .311 |
| *Mar 23 | ARIZONA STATE | 29 | 3 | 8 | 3 | 1 | 0 | 1 | 12 | 2 | 0 | 0 | 1 | 1 | 0 | 1 | 1 | 7 | 27 | 11 | 1 | 6 | .310 |
| *Mar 24 | ARIZONA STATE | 36 | 8 | 12 | 8 | 3 | 1 | 1 | 20 | 5 | 0 | 1 | 1 | 1 | 1 | 0 | 0 | 7 | 27 | 10 | 4 | 11 | .311 |
| Mar 26 | at Portland | 32 | 2 | 5 | 2 | 0 | 0 | 0 | 5 | 5 | 0 | 0 | 0 | 1 | 0 | 0 | 0 | 9 | 24 | 10 | 1 | 9 | .305 |
| *Mar 28 | at Washington | 34 | 4 | 9 | 4 | 1 | 0 | 1 | 13 | 3 | 1 | 0 | 0 | 0 | 1 | 0 | 2 | 8 | 27 | 8 | 0 | 7 | .303 |
| *Mar 29 | at Washington | 35 | 5 | 9 | 5 | 2 | 0 | 0 | 11 | 3 | 0 | 0 | 0 | 2 | 0 | 1 | 0 | 14 | 24 | 12 | 2 | 9 | .302 |
| *Mar 30 | at Washington | 33 | 5 | 7 | 5 | 4 | 0 | 1 | 14 | 3 | 0 | 0 | 1 | 1 | 0 | 0 | 0 | 5 | 24 | 14 | 1 | 5 | .299 |
| *Apr 05 | at Stanford | 31 | 3 | 3 | 3 | 0 | 0 | 0 | 3 | 6 | 0 | 3 | 1 | 2 | 0 | 0 | 0 | 17 | 25 | 8 | 2 | 9 | .292 |
| *Apr 06 | at Stanford | 30 | 1 | 2 | 1 | 1 | 0 | 0 | 3 | 2 | 0 | 0 | 0 | 0 | 0 | 0 | 0 | 10 | 24 | 9 | 0 | 4 | .286 |
| *Apr 07 | at Stanford | 49 | 9 | 16 | 9 | 2 | 0 | 1 | 21 | 6 | 0 | 1 | 0 | 1 | 1 | 0 | 0 | 14 | 33 | 13 | 1 | 15 | .287 |
| Apr 09 | at Gonzaga | 35 | 7 | 8 | 5 | 1 | 1 | 1 | 14 | 7 | 0 | 0 | 0 | 0 | 0 | 0 | 1 | 8 | 24 | 8 | 2 | 8 | .286 |
| *Apr 12 | CALIFORNIA | 36 | 3 | 9 | 3 | 1 | 1 | 0 | 12 | 3 | 0 | 0 | 0 | 0 | 0 | 0 | 0 | 10 | 27 | 7 | 2 | 9 | .284 |
| *Apr 13 | CALIFORNIA | 34 | 5 | 9 | 5 | 2 | 1 | 0 | 13 | 2 | 0 | 1 | 0 | 1 | 1 | 1 | 1 | 10 | 27 | 11 | 1 | 7 | .284 |
| *Apr 14 | CALIFORNIA | 37 | 2 | 8 | 2 | 4 | 0 | 0 | 12 | 3 | 0 | 1 | 0 | 0 | 0 | 0 | 0 | 13 | 27 | 13 | 2 | 11 | .282 |
| Apr 17 | at Grand Canyon | 36 | 6 | 11 | 6 | 1 | 0 | 1 | 15 | 1 | 0 | 2 | 2 | 5 | 0 | 0 | 0 | 8 | 27 | 17 | 2 | 9 | .283 |
| *Apr 19 | at Arizona | 36 | 7 | 11 | 7 | 2 | 0 | 1 | 16 | 3 | 0 | 0 | 1 | 1 | 0 | 1 | 0 | 9 | 26 | 6 | 2 | 7 | .283 |
| *Apr 20 | at Arizona | 33 | 1 | 7 | 1 | 1 | 0 | 0 | 8 | 3 | 0 | 0 | 0 | 1 | 0 | 0 | 1 | 9 | 24 | 9 | 2 | 9 | .281 |
| *Apr 21 | at Arizona | 42 | 6 | 14 | 6 | 0 | 0 | 1 | 17 | 1 | 0 | 0 | 0 | 3 | 1 | 1 | 3 | 8 | 31 | 11 | 0 | 9 | .283 |
| Apr 23 | GONZAGA | 30 | 4 | 4 | 2 | 1 | 0 | 0 | 5 | 4 | 0 | 2 | 0 | 1 | 0 | 0 | 0 | 9 | 27 | 13 | 0 | 4 | .280 |
| Apr 26 | FRESNO STATE | 35 | 4 | 9 | 4 | 4 | 0 | 0 | 13 | 3 | 0 | 1 | 0 | 1 | 0 | 0 | 1 | 7 | 27 | 12 | 1 | 8 | .279 |
| Apr 27 | FRESNO STATE | 34 | 2 | 9 | 2 | 3 | 0 | 0 | 12 | 2 | 0 | 0 | 1 | 1 | 1 | 0 | 0 | 10 | 27 | 12 | 2 | 9 | .279 |
| Apr 28 | FRESNO STATE | 30 | 4 | 8 | 4 | 1 | 0 | 1 | 12 | 1 | 0 | 0 | 0 | 2 | 1 | 0 | 0 | 6 | 27 | 8 | 0 | 6 | .279 |
| Apr 30 | at Seattle U | 29 | 0 | 2 | 0 | 1 | 1 | 0 | 5 | 2 | 0 | 0 | 0 | 3 | 0 | 0 | 0 | 9 | 24 | 5 | 0 | 7 | .275 |
| *May 03 | OREGON STATE | 32 | 1 | 6 | 1 | 0 | 0 | 0 | 6 | 3 | 0 | 0 | 1 | 4 | 0 | 0 | 0 | 10 | 27 | 8 | 0 | 11 | .273 |
| *May 04 | OREGON STATE | 37 | 10 | 13 | 10 | 5 | 0 | 1 | 21 | 5 | 1 | 1 | 0 | 1 | 0 | 0 | 0 | 7 | 27 | 11 | 1 | 9 | .275 |
| *May 05 | OREGON STATE | 38 | 6 | 11 | 6 | 3 | 0 | 1 | 17 | 1 | 0 | 0 | 0 | 1 | 0 | 1 | 0 | 12 | 27 | 7 | 2 | 8 | .275 |
| May 07 | PORTLAND | 34 | 3 | 6 | 3 | 1 | 0 | 1 | 10 | 2 | 0 | 1 | 0 | 0 | 0 | 0 | 1 | 10 | 27 | 9 | 1 | 6 | .273 |
| *May 10 | USC | 45 | 20 | 19 | 15 | 4 | 1 | 3 | 34 | 6 | 0 | 0 | 0 | 1 | 0 | 0 | 1 | 7 | 27 | 9 | 1 | 8 | .277 |
| *May 11 | USC | 33 | 4 | 8 | 4 | 0 | 0 | 2 | 14 | 4 | 0 | 1 | 0 | 0 | 1 | 0 | 1 | 10 | 27 | 13 | 1 | 7 | .276 |
| *May 12 | USC | 34 | 3 | 8 | 3 | 3 | 0 | 0 | 11 | 4 | 0 | 1 | 0 | 1 | 0 | 0 | 1 | 7 | 27 | 8 | 1 | 9 | .275 |
| *May 16 | at Oregon | 32 | 2 | 6 | 2 | 1 | 0 | 1 | 10 | 4 | 0 | 0 | 1 | 1 | 0 | 0 | 0 | 9 | 24 | 7 | 0 | 8 | .274 |
| *May 17 | at Oregon | 30 | 4 | 3 | 4 | 0 | 0 | 1 | 6 | 5 | 0 | 1 | 0 | 2 | 0 | 0 | 0 | 15 | 24 | 9 | 0 | 6 | .271 |
| *May 18 | at Oregon | 30 | 4 | 7 | 4 | 2 | 0 | 1 | 12 | 4 | 0 | 0 | 1 | 2 | 1 | 1 | 0 | 5 | 24 | 8 | 0 | 7 | .270 |
| Totals | | 1860 | 304 | 503 | 285 | 97 | 14 | 43 | 757 | 196 | 2 | 43 | 20 | 70 | 13 | 20 | 26 | 463 | 1398 | 539 | 48 | 443 | .270 |

2024 Washington State Baseball
Team Game-by-Game for Washington State (as of May 18, 2024)
Pitching (All games)

| Date | Opponent | ip | h | r | er | bb | so | 2b | 3b | hr | wp | bk | hbp | dp | ibb | score | w-l | sv | era |
|---------|-----------------|-------|-----|-----|-----|-----|-----|-----|----|----|----|----|-----|----|-----|---------|-------|----|------|
| Feb 16 | at Utah Tech | 9.0 | 14 | 6 | 6 | 5 | 4 | 5 | 0 | 1 | 0 | 0 | 0 | 2 | 0 | 12-6 | 1-0 | 0 | 6.00 |
| Feb 17 | at Utah Tech | 9.0 | 12 | 6 | 6 | 4 | 9 | 0 | 0 | 1 | 1 | 0 | 1 | 0 | 0 | 8-6 | 2-0 | 1 | 6.00 |
| Feb 17 | at Utah Tech | 8.0 | 7 | 7 | 6 | 2 | 6 | 1 | 0 | 3 | 2 | 0 | 1 | 0 | 0 | 4-7 | 2-1 | 1 | 6.23 |
| Feb 18 | at Utah Tech | 9.0 | 7 | 1 | 1 | 5 | 5 | 1 | 0 | 0 | 3 | 0 | 2 | 3 | 0 | 5-1 | 3-1 | 1 | 4.89 |
| Feb 23 | vs Kentucky | 9.0 | 2 | 4 | 3 | 6 | 6 | 1 | 0 | 0 | 2 | 0 | 6 | 2 | 0 | 6-4 | 4-1 | 2 | 4.50 |
| Feb 24 | vs Kansas | 9.0 | 10 | 4 | 4 | 1 | 5 | 1 | 0 | 1 | 0 | 0 | 0 | 2 | 0 | 5-4 | 5-1 | 2 | 4.42 |
| Feb 25 | vs Texas State | 8.0 | 11 | 13 | 12 | 7 | 3 | 2 | 0 | 0 | 2 | 0 | 3 | 1 | 0 | 4-13 | 5-2 | 2 | 5.61 |
| Feb 27 | at TCU | 11.2 | 16 | 8 | 8 | 7 | 15 | 1 | 1 | 0 | 1 | 0 | 2 | 0 | 0 | 7-8 | 5-3 | 2 | 5.70 |
| Mar 02 | RHODE ISLAND | 9.0 | 8 | 4 | 4 | 4 | 5 | 1 | 0 | 0 | 0 | 0 | 1 | 2 | 0 | 10-4 | 6-3 | 2 | 5.51 |
| Mar 02 | RHODE ISLAND | 7.0 | 7 | 7 | 7 | 6 | 6 | 2 | 0 | 2 | 1 | 0 | 1 | 0 | 0 | 17-7 | 7-3 | 2 | 5.79 |
| Mar 03 | RHODE ISLAND | 9.0 | 7 | 6 | 6 | 5 | 8 | 1 | 0 | 1 | 2 | 0 | 1 | 0 | 0 | 3-6 | 7-4 | 2 | 5.81 |
| *Mar 08 | UTAH | 9.0 | 5 | 1 | 1 | 4 | 7 | 0 | 0 | 1 | 0 | 1 | 2 | 1 | 0 | 7-1 | 8-4 | 2 | 5.40 |
| *Mar 09 | UTAH | 9.0 | 6 | 5 | 5 | 1 | 11 | 2 | 1 | 1 | 0 | 0 | 0 | 0 | 0 | 4-5 | 8-5 | 2 | 5.37 |
| *Mar 10 | UTAH | 9.0 | 12 | 7 | 7 | 3 | 9 | 2 | 1 | 2 | 2 | 0 | 1 | 1 | 0 | 6-7 | 8-6 | 2 | 5.49 |
| Mar 13 | at UC Riverside | 9.0 | 8 | 3 | 3 | 3 | 10 | 3 | 0 | 0 | 0 | 0 | 0 | 1 | 0 | 11-3 | 9-6 | 2 | 5.32 |
| *Mar 15 | at UCLA | 8.0 | 10 | 4 | 4 | 4 | 7 | 2 | 0 | 0 | 0 | 0 | 0 | 1 | 0 | 1-4 | 9-7 | 2 | 5.27 |
| *Mar 16 | at UCLA | 9.0 | 10 | 5 | 4 | 3 | 9 | 1 | 0 | 1 | 0 | 0 | 1 | 1 | 0 | 12-5 | 10-7 | 2 | 5.20 |
| *Mar 17 | at UCLA | 8.0 | 9 | 9 | 9 | 6 | 8 | 1 | 0 | 0 | 2 | 0 | 2 | 2 | 0 | 4-9 | 10-8 | 2 | 5.45 |
| Mar 19 | SEATTLE U | 9.0 | 12 | 5 | 3 | 5 | 7 | 1 | 0 | 1 | 2 | 0 | 0 | 1 | 0 | 12-5 | 11-8 | 2 | 5.31 |
| Mar 20 | SEATTLE U | 9.0 | 13 | 3 | 3 | 1 | 9 | 2 | 0 | 0 | 0 | 0 | 3 | 4 | 0 | 10-3 | 12-8 | 2 | 5.20 |
| *Mar 22 | ARIZONA STATE | 9.0 | 14 | 7 | 6 | 6 | 10 | 7 | 1 | 0 | 1 | 0 | 1 | 0 | 0 | 8-7 | 13-8 | 3 | 5.24 |
| *Mar 23 | ARIZONA STATE | 9.0 | 11 | 2 | 1 | 2 | 3 | 1 | 0 | 0 | 0 | 0 | 0 | 1 | 0 | 3-2 | 14-8 | 4 | 5.04 |
| *Mar 24 | ARIZONA STATE | 9.0 | 7 | 6 | 4 | 1 | 6 | 3 | 0 | 1 | 0 | 0 | 0 | 0 | 0 | 8-6 | 15-8 | 5 | 4.99 |
| Mar 26 | at Portland | 8.0 | 8 | 3 | 2 | 3 | 7 | 3 | 0 | 0 | 2 | 0 | 0 | 0 | 0 | 2-3 | 15-9 | 5 | 4.89 |
| *Mar 28 | at Washington | 9.0 | 1 | 0 | 0 | 0 | 17 | 0 | 0 | 0 | 0 | 0 | 0 | 0 | 0 | 4-0 | 16-9 | 5 | 4.69 |
| *Mar 29 | at Washington | 8.0 | 13 | 14 | 9 | 3 | 7 | 1 | 0 | 5 | 2 | 0 | 0 | 0 | 0 | 5-14 | 16-10 | 5 | 4.88 |
| *Mar 30 | at Washington | 8.0 | 7 | 11 | 10 | 6 | 3 | 4 | 0 | 1 | 1 | 0 | 1 | 2 | 0 | 5-11 | 16-11 | 5 | 5.10 |
| *Apr 05 | at Stanford | 8.1 | 8 | 5 | 5 | 3 | 7 | 1 | 0 | 1 | 1 | 1 | 2 | 0 | 0 | 3-5 | 16-12 | 5 | 5.11 |
| *Apr 06 | at Stanford | 8.0 | 10 | 3 | 3 | 2 | 5 | 3 | 0 | 2 | 0 | 0 | 0 | 2 | 0 | 1-3 | 16-13 | 5 | 5.05 |
| *Apr 07 | at Stanford | 11.0 | 11 | 7 | 6 | 4 | 3 | 3 | 0 | 1 | 0 | 0 | 1 | 1 | 0 | 9-7 | 17-13 | 5 | 5.05 |
| Apr 09 | at Gonzaga | 8.0 | 19 | 22 | 22 | 10 | 6 | 4 | 0 | 3 | 2 | 0 | 0 | 0 | 0 | 7-22 | 17-14 | 5 | 5.62 |
| *Apr 12 | CALIFORNIA | 9.0 | 10 | 4 | 3 | 2 | 10 | 1 | 0 | 2 | 0 | 0 | 1 | 2 | 0 | 3-4 | 17-15 | 5 | 5.54 |
| *Apr 13 | CALIFORNIA | 9.0 | 12 | 13 | 13 | 4 | 8 | 4 | 0 | 1 | 1 | 0 | 3 | 1 | 0 | 5-13 | 17-16 | 5 | 5.77 |
| *Apr 14 | CALIFORNIA | 9.0 | 17 | 8 | 8 | 5 | 7 | 6 | 0 | 2 | 1 | 0 | 1 | 1 | 0 | 2-8 | 17-17 | 5 | 5.84 |
| Apr 17 | at Grand Canyon | 9.0 | 12 | 4 | 4 | 3 | 9 | 3 | 0 | 2 | 0 | 0 | 3 | 3 | 0 | 6-4 | 18-17 | 6 | 5.79 |
| *Apr 19 | at Arizona | 8.2 | 10 | 8 | 5 | 3 | 6 | 3 | 0 | 1 | 0 | 0 | 3 | 0 | 0 | 7-8 | 18-18 | 6 | 5.77 |
| *Apr 20 | at Arizona | 8.0 | 9 | 7 | 6 | 4 | 9 | 4 | 1 | 1 | 2 | 0 | 0 | 0 | 0 | 1-7 | 18-19 | 6 | 5.79 |
| *Apr 21 | at Arizona | 10.1 | 11 | 7 | 7 | 5 | 7 | 3 | 0 | 0 | 2 | 0 | 3 | 1 | 1 | 6-7 | 18-20 | 6 | 5.80 |
| Apr 23 | GONZAGA | 9.0 | 10 | 6 | 5 | 0 | 6 | 0 | 0 | 0 | 2 | 1 | 4 | 3 | 0 | 4-6 | 18-21 | 6 | 5.78 |
| Apr 26 | FRESNO STATE | 9.0 | 7 | 5 | 4 | 0 | 10 | 2 | 0 | 1 | 0 | 0 | 2 | 2 | 0 | 4-5 | 18-22 | 6 | 5.74 |
| Apr 27 | FRESNO STATE | 9.0 | 17 | 12 | 11 | 5 | 6 | 4 | 0 | 0 | 0 | 0 | 1 | 0 | 0 | 2-12 | 18-23 | 6 | 5.87 |
| Apr 28 | FRESNO STATE | 9.0 | 9 | 3 | 3 | 2 | 2 | 2 | 0 | 1 | 1 | 0 | 3 | 1 | 0 | 4-3 | 19-23 | 7 | 5.80 |
| Apr 30 | at Seattle U | 8.0 | 4 | 4 | 4 | 3 | 9 | 1 | 0 | 0 | 0 | 0 | 2 | 0 | 0 | 0-4 | 19-24 | 7 | 5.77 |
| *May 03 | OREGON STATE | 9.0 | 4 | 2 | 2 | 5 | 10 | 1 | 0 | 1 | 0 | 0 | 1 | 1 | 0 | 1-2 | 19-25 | 7 | 5.68 |
| *May 04 | OREGON STATE | 9.0 | 12 | 9 | 8 | 7 | 8 | 2 | 0 | 2 | 1 | 0 | 0 | 1 | 0 | 10-9 | 20-25 | 8 | 5.74 |
| *May 05 | OREGON STATE | 9.0 | 12 | 10 | 8 | 8 | 6 | 3 | 0 | 4 | 0 | 0 | 2 | 1 | 0 | 6-10 | 20-26 | 8 | 5.79 |
| May 07 | PORTLAND | 9.0 | 9 | 5 | 5 | 7 | 8 | 2 | 0 | 0 | 1 | 0 | 1 | 0 | 0 | 3-5 | 20-27 | 8 | 5.77 |
| *May 10 | USC | 9.0 | 17 | 8 | 8 | 2 | 11 | 4 | 1 | 2 | 3 | 0 | 0 | 2 | 0 | 20-8 | 21-27 | 8 | 5.82 |
| *May 11 | USC | 9.0 | 15 | 9 | 9 | 5 | 6 | 4 | 0 | 1 | 0 | 1 | 0 | 0 | 1 | 4-9 | 21-28 | 8 | 5.88 |
| *May 12 | USC | 9.0 | 12 | 10 | 9 | 4 | 9 | 3 | 0 | 1 | 2 | 0 | 4 | 1 | 0 | 3-10 | 21-29 | 8 | 5.95 |
| *May 16 | at Oregon | 8.0 | 9 | 9 | 9 | 6 | 8 | 3 | 0 | 2 | 1 | 0 | 2 | 0 | 0 | 2-9 | 21-30 | 8 | 6.02 |
| *May 17 | at Oregon | 8.0 | 11 | 8 | 8 | 2 | 7 | 1 | 0 | 1 | 1 | 1 | 4 | 0 | 0 | 4-8 | 21-31 | 8 | 6.07 |
| *May 18 | at Oregon | 8.0 | 12 | 10 | 10 | 7 | 7 | 2 | 0 | 3 | 1 | 0 | 1 | 0 | 0 | 4-10 | 21-32 | 8 | 6.16 |
| Totals | | 466.0 | 536 | 349 | 319 | 211 | 392 | 118 | 6 | 57 | 48 | 5 | 73 | 50 | 2 | 304-349 | 21-32 | 8 | 6.16 |

2024 Washington State Baseball
Miscellaneous Stats for Washington State (as of May 18, 2024)
(All games)

| Multiple Hit Games | 2 | 3 | 4 | 5+ | Total |
|---------------------------|-----------|-----------|----------|-----------|--------------|
| 32 Cramer, Cole | 11 | 7 | 1 | - | 19 |
| 37 Swarts, Nate | 17 | 1 | - | - | 18 |
| 23 Hartman, Max | 13 | 4 | - | - | 17 |
| 6 Kramer, Joey | 14 | 1 | 2 | - | 17 |
| 25 Taggart, Casen | 13 | 2 | - | - | 15 |
| 1 Russell, Kyle | 2 | 5 | 4 | - | 11 |
| 5 Shibley, Alan | 9 | 1 | - | - | 10 |
| 8 Parke, Crew | 6 | 3 | - | - | 9 |
| 12 Morrow, Jacob | 5 | 3 | - | - | 8 |
| 4 Johnstone, Logan | 2 | 1 | 1 | - | 4 |
| 30 Cresswell, Will | 3 | - | 1 | - | 4 |
| 2 Kennel, Ely | 1 | - | - | - | 1 |
| 10 Sotomayor, Griffen | 1 | - | - | - | 1 |
| TEAM | 97 | 28 | 9 | 0 | 134 |

| Multiple RBI Games | 2 | 3 | 4 | 5+ | Total |
|---------------------------|-----------|-----------|----------|-----------|--------------|
| 23 Hartman, Max | 5 | 4 | - | 1 | 10 |
| 25 Taggart, Casen | 5 | 4 | 1 | - | 10 |
| 32 Cramer, Cole | 6 | - | 2 | 1 | 9 |
| 6 Kramer, Joey | 7 | 1 | - | - | 8 |
| 5 Shibley, Alan | 5 | 2 | - | - | 7 |
| 1 Russell, Kyle | 4 | 1 | 1 | - | 6 |
| 37 Swarts, Nate | 4 | 1 | - | - | 5 |
| 12 Morrow, Jacob | 3 | 1 | - | - | 4 |
| 8 Parke, Crew | 3 | - | - | - | 3 |
| 11 Cruz, Trey | 1 | - | 1 | - | 2 |
| 4 Johnstone, Logan | - | - | 1 | - | 1 |
| 10 Sotomayor, Griffen | 1 | - | - | - | 1 |
| TEAM | 44 | 14 | 6 | 2 | 66 |

| Hitting Streaks | Longest | Current |
|------------------------|----------------|----------------|
| 6 Kramer, Joey | 12 | - |
| 23 Hartman, Max | 10 | - |
| 37 Swarts, Nate | 9 | 1 |
| 25 Taggart, Casen | 8 | - |
| 32 Cramer, Cole | 8 | - |
| 30 Cresswell, Will | 6 | - |
| 5 Shibley, Alan | 6 | 2 |
| 1 Russell, Kyle | 5 | 1 |
| 19 Ponce, Brandham | 5 | - |
| 12 Morrow, Jacob | 5 | 4 |
| 8 Parke, Crew | 4 | - |
| 2 Kennel, Ely | 4 | - |
| 4 Johnstone, Logan | 4 | 2 |
| 24 Weise, Jack | 3 | - |
| 11 Cruz, Trey | 2 | - |
| 10 Sotomayor, Griffen | 2 | - |
| 27 Myers, Griffin | 1 | 1 |

| Reached Base Streaks | Longest | Current |
|-----------------------------|----------------|----------------|
| 37 Swarts, Nate | 26 | 1 |
| 6 Kramer, Joey | 18 | - |
| 1 Russell, Kyle | 15 | 10 |
| 23 Hartman, Max | 12 | - |
| 32 Cramer, Cole | 12 | 2 |
| 5 Shibley, Alan | 12 | 2 |
| 25 Taggart, Casen | 11 | - |
| 30 Cresswell, Will | 9 | 3 |
| 12 Morrow, Jacob | 8 | 4 |
| 8 Parke, Crew | 7 | - |
| 19 Ponce, Brandham | 5 | - |
| 24 Weise, Jack | 5 | - |
| 2 Kennel, Ely | 4 | - |
| 4 Johnstone, Logan | 4 | 2 |
| 11 Cruz, Trey | 3 | 1 |
| 10 Sotomayor, Griffen | 2 | - |
| 27 Myers, Griffin | 1 | 1 |
| 21 Gray, Caleb | 1 | - |

2024 Washington State Baseball
Miscellaneous Stats for Washington State (as of May 18, 2024)
(All games)

Starting Lineup By Position
(Team W-L record when starter)

| | | |
|---------------------------|----|---------|
| PITCHER: | | |
| 44 Taylor, Grant | 15 | (7-8) |
| 20 Wilford, Connor | 13 | (5-8) |
| 28 Jones, Spencer | 11 | (4-7) |
| 49 Brotherton, Duke | 7 | (2-5) |
| 31 Haynes, Kevin | 5 | (2-3) |
| 45 Orr, Ryan | 1 | (0-1) |
| 54 Haider, Rylan | 1 | (1-0) |
| CATCHER: | | |
| 12 Morrow, Jacob | 30 | (11-19) |
| 30 Cresswell, Will | 22 | (10-12) |
| 27 Myers, Griffin | 1 | (0-1) |
| FIRST BASE: | | |
| 6 Kramer, Joey | 51 | (21-30) |
| 19 Ponce, Brandham | 1 | (0-1) |
| 21 Gray, Caleb | 1 | (0-1) |
| SECOND BASE: | | |
| 8 Parke, Crew | 52 | (21-31) |
| 32 Cramer, Cole | 1 | (0-1) |
| THIRD BASE: | | |
| 32 Cramer, Cole | 51 | (21-30) |
| 11 Cruz, Trey | 2 | (0-2) |
| SHORTSTOP: | | |
| 1 Russell, Kyle | 44 | (20-24) |
| 24 Weise, Jack | 8 | (1-7) |
| 8 Parke, Crew | 1 | (0-1) |
| LEFT FIELD: | | |
| 23 Hartman, Max | 27 | (11-16) |
| 25 Taggart, Casen | 19 | (8-11) |
| 4 Johnstone, Logan | 4 | (2-2) |
| 2 Kennel, Ely | 2 | (0-2) |
| 10 Sotomayor, Griffie | 1 | (0-1) |
| CENTER FIELD: | | |
| 37 Swarts, Nate | 41 | (18-23) |
| 5 Shibley, Alan | 10 | (2-8) |
| 4 Johnstone, Logan | 2 | (1-1) |
| RIGHT FIELD: | | |
| 5 Shibley, Alan | 28 | (12-16) |
| 23 Hartman, Max | 18 | (8-10) |
| 4 Johnstone, Logan | 7 | (1-6) |
| DESIGNATED HITTER: | | |
| 25 Taggart, Casen | 28 | (11-17) |
| 10 Sotomayor, Griffie | 8 | (2-6) |
| 11 Cruz, Trey | 4 | (2-2) |
| 19 Ponce, Brandham | 3 | (2-1) |
| 23 Hartman, Max | 3 | (1-2) |
| 2 Kennel, Ely | 2 | (1-1) |
| 4 Johnstone, Logan | 2 | (1-1) |
| 12 Morrow, Jacob | 2 | (1-1) |
| 30 Cresswell, Will | 1 | (0-1) |

Starting Lineup By Lineup Spot
(Team W-L record when starter)

| | | |
|-----------------------|----|---------|
| LEADOFF: | | |
| 23 Hartman, Max | 46 | (20-26) |
| 4 Johnstone, Logan | 2 | (1-1) |
| 1 Russell, Kyle | 2 | (0-2) |
| 2 Kennel, Ely | 1 | (0-1) |
| 32 Cramer, Cole | 1 | (0-1) |
| 37 Swarts, Nate | 1 | (0-1) |
| 2ND SPOT: | | |
| 1 Russell, Kyle | 37 | (16-21) |
| 5 Shibley, Alan | 7 | (4-3) |
| 12 Morrow, Jacob | 3 | (0-3) |
| 4 Johnstone, Logan | 2 | (1-1) |
| 23 Hartman, Max | 2 | (0-2) |
| 32 Cramer, Cole | 1 | (0-1) |
| 6 Kramer, Joey | 1 | (0-1) |
| 3RD SPOT: | | |
| 25 Taggart, Casen | 18 | (9-9) |
| 32 Cramer, Cole | 14 | (3-11) |
| 5 Shibley, Alan | 13 | (5-8) |
| 1 Russell, Kyle | 4 | (3-1) |
| 12 Morrow, Jacob | 3 | (1-2) |
| 4 Johnstone, Logan | 1 | (0-1) |
| CLEANUP: | | |
| 25 Taggart, Casen | 22 | (8-14) |
| 6 Kramer, Joey | 21 | (12-9) |
| 4 Johnstone, Logan | 7 | (1-6) |
| 19 Ponce, Brandham | 2 | (0-2) |
| 12 Morrow, Jacob | 1 | (0-1) |
| 5TH SPOT: | | |
| 6 Kramer, Joey | 23 | (7-16) |
| 12 Morrow, Jacob | 10 | (7-3) |
| 5 Shibley, Alan | 8 | (2-6) |
| 10 Sotomayor, Griffie | 3 | (1-2) |
| 11 Cruz, Trey | 3 | (1-2) |
| 25 Taggart, Casen | 3 | (2-1) |
| 37 Swarts, Nate | 1 | (0-1) |
| 19 Ponce, Brandham | 1 | (1-0) |
| 30 Cresswell, Will | 1 | (0-1) |
| 6TH SPOT: | | |
| 30 Cresswell, Will | 13 | (7-6) |
| 12 Morrow, Jacob | 9 | (3-6) |
| 5 Shibley, Alan | 7 | (3-4) |
| 25 Taggart, Casen | 4 | (0-4) |
| 37 Swarts, Nate | 4 | (0-4) |
| 32 Cramer, Cole | 4 | (3-1) |
| 6 Kramer, Joey | 4 | (1-3) |
| 10 Sotomayor, Griffie | 2 | (1-1) |
| 2 Kennel, Ely | 2 | (1-1) |
| 1 Russell, Kyle | 1 | (1-0) |
| 19 Ponce, Brandham | 1 | (1-0) |
| 11 Cruz, Trey | 1 | (0-1) |
| 21 Gray, Caleb | 1 | (0-1) |
| 7TH SPOT: | | |
| 32 Cramer, Cole | 32 | (15-17) |
| 37 Swarts, Nate | 7 | (2-5) |
| 12 Morrow, Jacob | 3 | (0-3) |
| 30 Cresswell, Will | 3 | (2-1) |
| 10 Sotomayor, Griffie | 2 | (0-2) |
| 6 Kramer, Joey | 2 | (1-1) |
| 5 Shibley, Alan | 1 | (0-1) |
| 2 Kennel, Ely | 1 | (0-1) |
| 11 Cruz, Trey | 1 | (0-1) |
| 4 Johnstone, Logan | 1 | (1-0) |
| 8TH SPOT: | | |
| 37 Swarts, Nate | 28 | (16-12) |

**2024 Washington State Baseball
Other Metrics for Washington State (as of May 18, 2024)
(All games Sorted by Player Name)**

| Batter | Runs Created | | Base Runs | | Extrapolated Runs | | Onbase + Slugging | | | | Total Average | | | BABIP |
|-----------------------|--------------|------|-----------|-------|-------------------|-------|-------------------|-------|------|------|---------------|------|------|-------|
| | RC | RC/9 | BSR | BSR/9 | XR | XR/9 | ob% | slug% | OPS | GPA | bases | outs | TA | |
| 32 Cramer, Cole | 43.74 | 8.81 | 42.71 | 8.61 | 38.94 | 7.85 | .425 | .487 | .912 | .313 | 131 | 201 | .652 | .419 |
| 30 Cresswell, Will | 9.49 | 3.61 | 9.23 | 3.51 | 9.63 | 3.66 | .337 | .286 | .622 | .223 | 40 | 93 | .430 | .309 |
| 11 Cruz, Trey | 3.43 | 3.85 | 3.55 | 4.00 | 3.75 | 4.22 | .273 | .393 | .666 | .221 | 15 | 28 | .536 | .286 |
| 21 Gray, Caleb | 0.05 | 0.35 | 0.03 | 0.18 | -0.03 | -0.19 | .200 | .000 | .200 | .090 | 1 | 4 | .250 | .000 |
| 23 Hartman, Max | 30.86 | 5.52 | 30.85 | 5.52 | 30.61 | 5.47 | .375 | .391 | .766 | .266 | 109 | 199 | .548 | .364 |
| 4 Johnstone, Logan | 9.68 | 4.93 | 9.93 | 5.06 | 9.52 | 4.85 | .354 | .368 | .722 | .251 | 39 | 70 | .557 | .276 |
| 2 Kennel, Ely | 1.80 | 1.57 | 1.63 | 1.42 | 1.38 | 1.20 | .256 | .222 | .479 | .171 | 9 | 38 | .237 | .318 |
| 6 Kramer, Joey | 35.41 | 6.29 | 34.37 | 6.11 | 34.26 | 6.09 | .355 | .483 | .838 | .281 | 120 | 212 | .566 | .316 |
| 12 Morrow, Jacob | 21.55 | 6.61 | 21.26 | 6.52 | 20.93 | 6.42 | .393 | .436 | .829 | .286 | 72 | 120 | .600 | .333 |
| 27 Myers, Griffin | 0.33 | 1.80 | 0.33 | 1.76 | 0.25 | 1.33 | .167 | .333 | .500 | .158 | 2 | 6 | .333 | .333 |
| 8 Parke, Crew | 16.93 | 3.15 | 15.53 | 2.89 | 19.06 | 3.55 | .328 | .259 | .588 | .213 | 71 | 167 | .425 | .263 |
| 19 Ponce, Brandham | 3.86 | 5.49 | 4.08 | 5.80 | 3.89 | 5.53 | .333 | .522 | .855 | .280 | 16 | 24 | .667 | .273 |
| 1 Russell, Kyle | 25.11 | 4.84 | 25.02 | 4.83 | 24.35 | 4.70 | .354 | .379 | .733 | .254 | 93 | 188 | .495 | .324 |
| 5 Shibley, Alan | 21.48 | 4.83 | 22.09 | 4.97 | 21.32 | 4.80 | .320 | .409 | .729 | .246 | 87 | 151 | .576 | .270 |
| 10 Sotomayor, Griffen | 2.36 | 2.45 | 2.64 | 2.74 | 2.31 | 2.40 | .265 | .300 | .565 | .194 | 13 | 31 | .419 | .222 |
| 37 Swarts, Nate | 36.35 | 9.17 | 34.32 | 8.66 | 31.58 | 7.97 | .406 | .555 | .961 | .321 | 109 | 158 | .690 | .452 |
| 25 Taggart, Casen | 29.71 | 5.73 | 29.24 | 5.64 | 29.86 | 5.76 | .348 | .434 | .782 | .265 | 104 | 185 | .562 | .350 |
| 24 Weise, Jack | 2.75 | 2.86 | 2.76 | 2.86 | 3.28 | 3.41 | .350 | .161 | .511 | .198 | 15 | 31 | .484 | .312 |
| Totals | 289.72 | 5.45 | 288.42 | 5.42 | 284.89 | 5.36 | .358 | .407 | .765 | .263 | 1046 | 1906 | .549 | .335 |
| Opponents | 330.69 | 6.33 | 325.96 | 6.24 | 317.96 | 6.09 | .382 | .454 | .836 | .285 | 1132 | 1908 | .593 | .339 |

Runs Created (RC): Estimates number of runs produced based on offensive statistics (Bill James "technical" version)
Base Runs (BSR): Estimates number of runs produced based on offensive statistics (David Smyth version)
Extrapolated Runs (XP): Estimates number of runs produced based on offensive statistics (Jim Furtado version)
xxx/9: Pro-rated over 9 innings -- or 27 outs made by the player
Onbase Plus Slugging (OPS): Adds together onbase pct plus slugging pct
Gross Production Average (GPA): Like OPS but gives more weight to onbase% and scales to more recognizable 'average' (Aaron Gleeman)
Total Average (TA): Basically credits each base accumulated divided by total of outs made (Thomas Boswell)
BABIP: Batting avg on balls in play (excludes HR and strikeouts)

| Pitcher | Walks+Hits/Innings Pitched | | | | Component | |
|----------------------|----------------------------|------|-------|------|-----------|-------|
| | walks | hits | ip | WHIP | ERA | BABIP |
| 55 Baughn, Andrew | 15 | 31 | 22.1 | 2.06 | 8.16 | .373 |
| 49 Brotherton, Duke | 38 | 79 | 66.1 | 1.76 | 6.00 | .344 |
| 57 Farland, Elias | 4 | 4 | 2.2 | 3.00 | 10.76 | .400 |
| 38 Gabler, Jacob | 0 | 0 | 2.1 | 0.00 | -0.56 | .000 |
| 41 Grillo, Chase | 15 | 16 | 17.1 | 1.79 | 5.88 | .371 |
| 54 Haider, Rylan | 10 | 35 | 16.0 | 2.81 | 14.24 | .485 |
| 31 Haynes, Kevin | 37 | 54 | 45.2 | 1.99 | 7.14 | .336 |
| 28 Jones, Spencer | 32 | 65 | 54.0 | 1.80 | 6.50 | .318 |
| 46 Judd, Carson | 14 | 19 | 13.2 | 2.41 | 9.69 | .415 |
| 3 Lee, Jack | 4 | 6 | 6.2 | 1.50 | 4.56 | .250 |
| 40 Mezzomo, Giordano | 3 | 4 | 1.1 | 5.25 | 23.44 | .571 |
| 36 Miller, Liam | 3 | 12 | 5.0 | 3.00 | 18.03 | .476 |
| 45 Orr, Ryan | 10 | 11 | 13.0 | 1.62 | 5.17 | .222 |
| 44 Taylor, Grant | 42 | 71 | 83.1 | 1.36 | 3.96 | .306 |
| 35 Wickersham, Kaden | 21 | 29 | 32.0 | 1.56 | 4.02 | .292 |
| 20 Wilford, Connor | 36 | 100 | 84.1 | 1.61 | 5.08 | .338 |
| Totals | 284 | 536 | 466.0 | 1.76 | 5.99 | .339 |
| Opponents | 266 | 503 | 470.2 | 1.63 | 4.99 | .335 |

Walks + Hits per Innings Pitched (WHIP): Hits allowed + walks + HBP divided by innings pitched (Thomas Boswell)
Component ERA (CERA): Estimates a pitcher's ERA from number of hits and walks allowed (Bill James)
BABIP: Batting avg on balls in play (excludes HR and strikeouts)

**2024 Washington State Baseball
Individual Game-by-Game for Washington State (as of Feb 10, 2025)**

#30 Cresswell, Will - 29 games (All games)

| Date | Opponent | Pos | AB | R | H | RBI | 2B | 3B | HR | BB | SB | CS | HBP | SAC | SF | GDP | K | PO | A | E | Avg |
|--------|-----------------|-------|----|----|----|-----|----|----|----|----|----|----|-----|-----|----|-----|----|-----|----|---|------|
| Feb 17 | at Utah Tech-1 | *c | 4 | 1 | 1 | 0 | 0 | 0 | 0 | 0 | 0 | 0 | 0 | 0 | 0 | 0 | 2 | 8 | 1 | 0 | .250 |
| Feb 18 | at Utah Tech | *c | 3 | 0 | 0 | 0 | 0 | 0 | 0 | 0 | 0 | 0 | 1 | 0 | 0 | 0 | 1 | 4 | 0 | 0 | .143 |
| Feb 24 | vs Kansas | *c | 4 | 1 | 2 | 0 | 0 | 0 | 0 | 0 | 0 | 0 | 0 | 0 | 0 | 0 | 0 | 5 | 0 | 0 | .273 |
| Feb 27 | at TCU | c | 1 | 0 | 0 | 0 | 0 | 0 | 0 | 1 | 0 | 0 | 0 | 0 | 0 | 0 | 0 | 5 | 3 | 0 | .250 |
| Mar 02 | RHODE ISLAND-2 | *c | 4 | 2 | 1 | 0 | 0 | 0 | 0 | 1 | 0 | 0 | 0 | 0 | 0 | 0 | 6 | 0 | 0 | 0 | .250 |
| Mar 09 | UTAH | *c | 4 | 0 | 1 | 0 | 0 | 0 | 0 | 1 | 0 | 0 | 0 | 0 | 0 | 0 | 1 | 10 | 1 | 0 | .250 |
| Mar 13 | at UC Riverside | *c | 5 | 3 | 1 | 1 | 0 | 0 | 0 | 0 | 0 | 0 | 0 | 0 | 0 | 0 | 1 | 10 | 1 | 0 | .240 |
| Mar 16 | at UCLA | *c | 4 | 1 | 0 | 0 | 0 | 0 | 0 | 2 | 1 | 0 | 0 | 0 | 0 | 0 | 1 | 9 | 1 | 0 | .207 |
| Mar 19 | SEATTLE U | *c | 3 | 1 | 0 | 0 | 0 | 0 | 0 | 1 | 0 | 0 | 1 | 0 | 0 | 0 | 6 | 1 | 0 | 0 | .188 |
| Mar 22 | ARIZONA STATE | c | 0 | 0 | 0 | 0 | 0 | 0 | 0 | 0 | 0 | 0 | 0 | 0 | 0 | 0 | 0 | 2 | 0 | 0 | .188 |
| Mar 23 | ARIZONA STATE | *c | 3 | 0 | 0 | 0 | 0 | 0 | 0 | 0 | 0 | 0 | 0 | 0 | 0 | 0 | 2 | 2 | 0 | 0 | .171 |
| Mar 26 | at Portland | *c | 4 | 1 | 4 | 0 | 0 | 0 | 0 | 0 | 0 | 0 | 0 | 0 | 0 | 0 | 7 | 0 | 0 | 0 | .256 |
| Mar 29 | at Washington | *c | 4 | 1 | 1 | 0 | 0 | 0 | 0 | 0 | 0 | 0 | 0 | 0 | 0 | 0 | 2 | 4 | 2 | 0 | .256 |
| Apr 06 | at Stanford | *c | 3 | 0 | 1 | 0 | 0 | 0 | 0 | 0 | 0 | 0 | 0 | 0 | 0 | 0 | 1 | 3 | 1 | 0 | .261 |
| Apr 07 | at Stanford | ph/2b | 1 | 1 | 1 | 1 | 1 | 0 | 0 | 1 | 0 | 0 | 0 | 0 | 0 | 0 | 0 | 1 | 1 | 0 | .277 |
| Apr 09 | at Gonzaga | *c | 3 | 0 | 1 | 0 | 0 | 0 | 0 | 0 | 0 | 0 | 0 | 0 | 0 | 0 | 5 | 0 | 2 | 0 | .280 |
| Apr 12 | CALIFORNIA | ph | 1 | 0 | 1 | 0 | 0 | 0 | 0 | 0 | 0 | 0 | 0 | 0 | 0 | 0 | 0 | 0 | 0 | 0 | .294 |
| Apr 13 | CALIFORNIA | *c | 4 | 0 | 0 | 0 | 0 | 0 | 0 | 0 | 0 | 0 | 0 | 0 | 0 | 0 | 7 | 1 | 0 | 0 | .273 |
| Apr 17 | at Grand Canyon | *c | 5 | 1 | 1 | 0 | 0 | 0 | 0 | 0 | 0 | 0 | 0 | 0 | 0 | 0 | 3 | 8 | 1 | 0 | .267 |
| Apr 20 | at Arizona | *c | 3 | 0 | 0 | 0 | 0 | 0 | 0 | 1 | 0 | 0 | 0 | 0 | 0 | 1 | 9 | 0 | 0 | 0 | .254 |
| Apr 21 | at Arizona | ph/c | 2 | 0 | 2 | 0 | 0 | 0 | 0 | 0 | 0 | 0 | 0 | 0 | 0 | 0 | 1 | 0 | 0 | 0 | .277 |
| Apr 23 | GONZAGA | *c | 4 | 0 | 0 | 0 | 0 | 0 | 0 | 0 | 0 | 0 | 0 | 0 | 0 | 0 | 2 | 6 | 0 | 0 | .261 |
| Apr 26 | FRESNO STATE | *dh | 2 | 0 | 0 | 0 | 0 | 0 | 0 | 0 | 0 | 0 | 0 | 0 | 0 | 0 | 1 | 0 | 0 | 0 | .254 |
| Apr 27 | FRESNO STATE | *c | 3 | 0 | 1 | 0 | 0 | 0 | 0 | 1 | 0 | 0 | 0 | 0 | 0 | 0 | 1 | 5 | 2 | 0 | .257 |
| Apr 30 | at Seattle U | *c | 3 | 0 | 0 | 0 | 0 | 0 | 0 | 0 | 0 | 0 | 0 | 0 | 0 | 0 | 1 | 9 | 1 | 0 | .247 |
| May 04 | OREGON STATE | *c | 4 | 0 | 0 | 0 | 0 | 0 | 0 | 0 | 0 | 0 | 0 | 0 | 0 | 0 | 2 | 8 | 1 | 0 | .235 |
| May 07 | PORTLAND | ph/c | 3 | 0 | 1 | 0 | 0 | 0 | 0 | 0 | 0 | 0 | 0 | 0 | 0 | 1 | 1 | 3 | 1 | 0 | .238 |
| May 11 | USC | *c | 4 | 1 | 2 | 1 | 0 | 0 | 1 | 0 | 0 | 0 | 0 | 0 | 0 | 0 | 1 | 6 | 4 | 0 | .250 |
| May 17 | at Oregon | *c | 3 | 0 | 0 | 0 | 0 | 0 | 0 | 1 | 0 | 0 | 0 | 0 | 0 | 0 | 1 | 8 | 2 | 0 | .242 |
| Totals | | 23gs | 91 | 14 | 22 | 3 | 1 | 0 | 1 | 11 | 1 | 0 | 2 | 0 | 0 | 2 | 22 | 155 | 29 | 2 | .242 |

On base pct. .337 • Slugging pct. .286

#54 Haider, Rylan - 2 games (All games)

| Date | Opponent | Pos | AB | R | H | RBI | 2B | 3B | HR | BB | SB | CS | HBP | SAC | SF | GDP | K | PO | A | E | Avg |
|--------|-----------|-----|----|---|---|-----|----|----|----|----|----|----|-----|-----|----|-----|---|----|---|---|------|
| Mar 19 | SEATTLE U | *p | 0 | 0 | 0 | 0 | 0 | 0 | 0 | 0 | 0 | 0 | 0 | 0 | 0 | 0 | 0 | 1 | 0 | 0 | .000 |
| Apr 23 | GONZAGA | p | 0 | 0 | 0 | 0 | 0 | 0 | 0 | 0 | 0 | 0 | 0 | 0 | 0 | 0 | 0 | 0 | 1 | 0 | .000 |
| Totals | | 1gs | 0 | 0 | 0 | 0 | 0 | 0 | 0 | 0 | 0 | 0 | 0 | 0 | 0 | 0 | 0 | 1 | 1 | 0 | .000 |

On base pct. .000 • Slugging pct. .000

#54 Haider, Rylan - 14 appearances (All games)

| Date | Opponent | GS | IP | H | R | ER | BB | SO | 2B | 3B | HR | WP | BK | HBP | IBB | Score | W-L | Sv | ERA | NP |
|--------|-----------------|----|------|----|----|----|----|----|----|----|----|----|----|-----|-----|--------|-----|----|-------|----|
| Feb 16 | at Utah Tech | | 2.0 | 2 | 0 | 0 | 0 | 0 | 0 | 0 | 0 | 0 | 0 | 0 | 0 | 12-6 | 0-0 | 0 | 0.00 | 19 |
| Feb 25 | vs Texas State | | 0.0 | 2 | 2 | 2 | 0 | 0 | 0 | 0 | 0 | 1 | 0 | 0 | 0 | 4-13 | 0-1 | 0 | 9.00 | 7 |
| Mar 02 | RHODE ISLAND-2 | | 0.0 | 1 | 0 | 0 | 1 | 0 | 0 | 0 | 0 | 0 | 0 | 0 | 0 | 17-7 | 0-1 | 0 | 9.00 | 11 |
| Mar 19 | SEATTLE U | * | 4.0 | 6 | 0 | 0 | 1 | 2 | 0 | 0 | 0 | 0 | 0 | 0 | 0 | 12-5 | 1-1 | 0 | 3.00 | 71 |
| Mar 26 | at Portland | | 0.2 | 1 | 0 | 0 | 1 | 0 | 0 | 0 | 0 | 0 | 0 | 0 | 0 | 2-3 | 1-1 | 0 | 2.70 | 21 |
| Apr 09 | at Gonzaga | | 0.0 | 3 | 4 | 4 | 1 | 0 | 2 | 0 | 0 | 1 | 0 | 0 | 0 | 7-22 | 1-1 | 0 | 8.10 | 21 |
| Apr 17 | at Grand Canyon | | 1.0 | 1 | 0 | 0 | 1 | 0 | 1 | 0 | 0 | 0 | 0 | 1 | 0 | 6-4 | 2-1 | 0 | 7.04 | 19 |
| Apr 19 | at Arizona | | 1.1 | 2 | 0 | 0 | 0 | 0 | 1 | 0 | 0 | 0 | 0 | 0 | 0 | 7-8 | 2-1 | 0 | 6.00 | 20 |
| Apr 23 | GONZAGA | | 2.1 | 3 | 3 | 3 | 0 | 3 | 0 | 0 | 0 | 0 | 1 | 0 | 0 | 4-6 | 2-2 | 0 | 7.15 | 54 |
| Apr 26 | FRESNO STATE | | 1.0 | 1 | 0 | 0 | 0 | 0 | 0 | 0 | 0 | 0 | 0 | 0 | 0 | 4-5 | 2-2 | 0 | 6.57 | 9 |
| Apr 28 | FRESNO STATE | | 0.1 | 0 | 0 | 0 | 0 | 0 | 0 | 0 | 0 | 0 | 0 | 0 | 0 | 4-3 | 2-2 | 1 | 6.39 | 5 |
| May 04 | OREGON STATE | | 2.0 | 6 | 5 | 5 | 1 | 3 | 2 | 0 | 1 | 0 | 0 | 0 | 0 | 10-9 | 2-2 | 1 | 8.59 | 61 |
| May 11 | USC | | 1.0 | 5 | 4 | 4 | 1 | 0 | 1 | 0 | 1 | 0 | 0 | 0 | 0 | 4-9 | 2-3 | 1 | 10.34 | 31 |
| May 17 | at Oregon | | 0.1 | 2 | 2 | 2 | 0 | 1 | 0 | 0 | 1 | 0 | 0 | 1 | 0 | 4-8 | 2-3 | 1 | 11.25 | 19 |
| Totals | | 1 | 16.0 | 35 | 20 | 20 | 7 | 9 | 7 | 0 | 3 | 2 | 0 | 3 | 0 | 97-108 | 2-3 | 1 | 11.25 | - |

2024 Washington State Baseball
Individual Game-by-Game for Washington State (as of Feb 10, 2025)

#23 Hartman, Max - 49 games (All games)

| Date | Opponent | Pos | AB | R | H | RBI | 2B | 3B | HR | BB | SB | CS | HBP | SAC | SF | GDP | K | PO | A | E | Avg |
|--------|-----------------|--------|-----|----|----|-----|----|----|----|----|----|----|-----|-----|----|-----|----|----|---|---|------|
| Feb 16 | at Utah Tech | *of | 6 | 1 | 1 | 1 | 0 | 0 | 0 | 0 | 0 | 0 | 0 | 0 | 0 | 2 | 0 | 2 | 0 | 0 | .167 |
| Feb 17 | at Utah Tech-1 | *of | 5 | 1 | 2 | 0 | 0 | 0 | 0 | 0 | 0 | 1 | 0 | 0 | 0 | 0 | 0 | 2 | 0 | 0 | .273 |
| Feb 17 | at Utah Tech-2 | *of | 3 | 1 | 1 | 0 | 0 | 0 | 0 | 0 | 2 | 0 | 1 | 0 | 0 | 0 | 0 | 0 | 0 | 0 | .286 |
| Feb 18 | at Utah Tech | *of | 5 | 1 | 2 | 0 | 0 | 0 | 0 | 0 | 0 | 1 | 0 | 0 | 0 | 0 | 0 | 5 | 0 | 0 | .316 |
| Feb 23 | vs Kentucky | *of | 4 | 0 | 2 | 1 | 0 | 0 | 0 | 1 | 1 | 0 | 0 | 0 | 0 | 0 | 1 | 3 | 0 | 0 | .348 |
| Feb 24 | vs Kansas | *of | 4 | 0 | 1 | 0 | 0 | 0 | 0 | 0 | 0 | 0 | 0 | 0 | 0 | 0 | 2 | 1 | 0 | 0 | .333 |
| Feb 25 | vs Texas State | *of | 4 | 0 | 1 | 0 | 0 | 0 | 0 | 0 | 0 | 0 | 0 | 0 | 0 | 0 | 1 | 0 | 0 | 0 | .323 |
| Feb 27 | at TCU | ph | 1 | 1 | 1 | 0 | 0 | 0 | 0 | 0 | 0 | 0 | 0 | 0 | 0 | 0 | 0 | 0 | 0 | 0 | .344 |
| Mar 02 | RHODE ISLAND-1 | *of | 5 | 2 | 3 | 2 | 2 | 0 | 0 | 1 | 1 | 0 | 0 | 0 | 0 | 0 | 0 | 3 | 0 | 0 | .378 |
| Mar 02 | RHODE ISLAND-2 | *of | 5 | 3 | 3 | 3 | 0 | 0 | 0 | 1 | 1 | 0 | 0 | 0 | 0 | 0 | 1 | 2 | 0 | 0 | .405 |
| Mar 03 | RHODE ISLAND | *of | 5 | 0 | 0 | 0 | 0 | 0 | 0 | 0 | 0 | 0 | 0 | 0 | 0 | 0 | 2 | 0 | 0 | 0 | .362 |
| Mar 08 | UTAH | *of | 4 | 2 | 1 | 1 | 0 | 0 | 0 | 1 | 1 | 0 | 0 | 0 | 0 | 0 | 0 | 0 | 0 | 0 | .353 |
| Mar 09 | UTAH | *of | 3 | 1 | 2 | 3 | 1 | 0 | 0 | 1 | 0 | 0 | 1 | 0 | 0 | 0 | 0 | 0 | 0 | 0 | .370 |
| Mar 10 | UTAH | *of | 4 | 0 | 1 | 0 | 0 | 0 | 0 | 0 | 1 | 0 | 0 | 0 | 0 | 0 | 0 | 1 | 0 | 0 | .362 |
| Mar 13 | at UC Riverside | *of | 4 | 0 | 3 | 6 | 1 | 0 | 0 | 0 | 1 | 0 | 0 | 0 | 1 | 0 | 1 | 2 | 0 | 0 | .387 |
| Mar 15 | at UCLA | *of/of | 4 | 0 | 1 | 0 | 0 | 0 | 0 | 0 | 0 | 0 | 0 | 0 | 0 | 0 | 0 | 3 | 0 | 0 | .379 |
| Mar 16 | at UCLA | *of | 4 | 1 | 2 | 3 | 0 | 0 | 0 | 1 | 1 | 0 | 1 | 0 | 0 | 0 | 0 | 3 | 0 | 0 | .386 |
| Mar 17 | at UCLA | *of | 3 | 0 | 0 | 1 | 0 | 0 | 0 | 1 | 0 | 0 | 0 | 0 | 1 | 0 | 0 | 3 | 0 | 0 | .370 |
| Mar 19 | SEATTLE U | *of | 5 | 2 | 2 | 1 | 1 | 0 | 0 | 0 | 0 | 0 | 1 | 0 | 0 | 0 | 1 | 2 | 0 | 0 | .372 |
| Mar 20 | SEATTLE U | *of | 4 | 0 | 1 | 1 | 0 | 0 | 0 | 0 | 0 | 1 | 0 | 1 | 0 | 0 | 0 | 1 | 0 | 0 | .366 |
| Mar 22 | ARIZONA STATE | *of | 5 | 0 | 2 | 1 | 0 | 0 | 0 | 0 | 0 | 0 | 0 | 0 | 0 | 0 | 0 | 0 | 0 | 1 | .368 |
| Mar 23 | ARIZONA STATE | *of | 3 | 0 | 1 | 0 | 0 | 0 | 0 | 1 | 0 | 1 | 0 | 0 | 0 | 0 | 0 | 2 | 0 | 0 | .367 |
| Mar 24 | ARIZONA STATE | *of | 3 | 2 | 1 | 1 | 0 | 0 | 0 | 1 | 0 | 0 | 0 | 1 | 0 | 0 | 0 | 4 | 0 | 0 | .366 |
| Mar 26 | at Portland | *of | 4 | 0 | 0 | 0 | 0 | 0 | 0 | 0 | 0 | 0 | 0 | 0 | 0 | 0 | 4 | 0 | 1 | 0 | .351 |
| Mar 28 | at Washington | *of | 4 | 1 | 1 | 0 | 0 | 0 | 0 | 1 | 0 | 0 | 0 | 0 | 0 | 0 | 1 | 2 | 0 | 0 | .347 |
| Mar 29 | at Washington | *of | 3 | 1 | 0 | 0 | 0 | 0 | 0 | 1 | 0 | 0 | 1 | 0 | 0 | 0 | 1 | 1 | 0 | 0 | .337 |
| Mar 30 | at Washington | *of | 3 | 1 | 2 | 2 | 2 | 0 | 0 | 1 | 0 | 1 | 1 | 0 | 0 | 0 | 0 | 2 | 0 | 0 | .346 |
| Apr 05 | at Stanford | *of | 5 | 0 | 0 | 0 | 0 | 0 | 0 | 0 | 0 | 0 | 0 | 0 | 0 | 0 | 4 | 3 | 1 | 1 | .330 |
| Apr 06 | at Stanford | *of | 3 | 0 | 0 | 0 | 0 | 0 | 0 | 1 | 0 | 0 | 0 | 0 | 0 | 0 | 0 | 2 | 0 | 0 | .322 |
| Apr 07 | at Stanford | *of/of | 7 | 1 | 3 | 1 | 0 | 0 | 0 | 0 | 0 | 0 | 0 | 0 | 0 | 0 | 4 | 3 | 0 | 0 | .328 |
| Apr 09 | at Gonzaga | *of | 3 | 1 | 2 | 0 | 1 | 0 | 0 | 0 | 0 | 0 | 0 | 0 | 0 | 0 | 0 | 0 | 0 | 0 | .336 |
| Apr 12 | CALIFORNIA | *of | 5 | 0 | 1 | 1 | 0 | 0 | 0 | 0 | 0 | 0 | 0 | 0 | 0 | 0 | 2 | 2 | 0 | 0 | .331 |
| Apr 13 | CALIFORNIA | *of | 4 | 0 | 1 | 2 | 1 | 0 | 0 | 0 | 0 | 0 | 0 | 0 | 1 | 0 | 2 | 2 | 0 | 0 | .328 |
| Apr 14 | CALIFORNIA | *of | 5 | 0 | 1 | 1 | 0 | 0 | 0 | 0 | 0 | 0 | 0 | 0 | 0 | 0 | 1 | 1 | 0 | 0 | .324 |
| Apr 17 | at Grand Canyon | *of | 4 | 0 | 0 | 1 | 0 | 0 | 0 | 0 | 0 | 0 | 1 | 0 | 0 | 0 | 2 | 1 | 0 | 1 | .315 |
| Apr 19 | at Arizona | *of | 5 | 2 | 2 | 2 | 1 | 0 | 0 | 0 | 0 | 0 | 0 | 0 | 0 | 0 | 2 | 4 | 0 | 0 | .318 |
| Apr 20 | at Arizona | *of | 4 | 0 | 2 | 0 | 1 | 0 | 0 | 0 | 0 | 0 | 0 | 0 | 0 | 0 | 2 | 1 | 0 | 2 | .322 |
| Apr 21 | at Arizona | *of | 4 | 1 | 2 | 3 | 0 | 0 | 1 | 0 | 0 | 0 | 1 | 1 | 0 | 0 | 1 | 5 | 0 | 0 | .327 |
| Apr 23 | GONZAGA | *of | 2 | 0 | 0 | 0 | 0 | 0 | 0 | 0 | 0 | 0 | 0 | 0 | 0 | 0 | 2 | 1 | 0 | 0 | .323 |
| Apr 27 | FRESNO STATE | *of | 2 | 0 | 0 | 0 | 0 | 0 | 0 | 1 | 0 | 0 | 1 | 0 | 0 | 0 | 0 | 3 | 0 | 0 | .319 |
| Apr 28 | FRESNO STATE | *of/of | 3 | 1 | 0 | 0 | 0 | 0 | 0 | 1 | 0 | 0 | 0 | 0 | 0 | 0 | 2 | 4 | 0 | 0 | .313 |
| Apr 30 | at Seattle U | *of | 3 | 0 | 0 | 0 | 0 | 0 | 0 | 0 | 0 | 0 | 0 | 0 | 0 | 0 | 0 | 1 | 0 | 0 | .307 |
| May 03 | OREGON STATE | *of | 2 | 0 | 1 | 0 | 0 | 0 | 0 | 0 | 0 | 0 | 0 | 0 | 0 | 0 | 1 | 0 | 0 | 0 | .310 |
| May 10 | USC | *dh | 3 | 3 | 1 | 2 | 0 | 0 | 1 | 1 | 0 | 0 | 1 | 0 | 0 | 0 | 0 | 0 | 0 | 0 | .310 |
| May 11 | USC | *dh | 4 | 1 | 2 | 1 | 0 | 0 | 1 | 0 | 0 | 0 | 0 | 1 | 0 | 0 | 1 | 0 | 0 | 0 | .314 |
| May 12 | USC | *dh | 3 | 1 | 0 | 0 | 0 | 0 | 0 | 2 | 0 | 0 | 0 | 0 | 0 | 0 | 1 | 0 | 0 | 0 | .309 |
| May 16 | at Oregon | *of | 5 | 0 | 0 | 0 | 0 | 0 | 0 | 0 | 0 | 0 | 0 | 0 | 0 | 0 | 2 | 2 | 1 | 0 | .301 |
| May 17 | at Oregon | *of | 4 | 0 | 0 | 0 | 0 | 0 | 0 | 0 | 1 | 0 | 1 | 0 | 0 | 0 | 3 | 3 | 0 | 0 | .294 |
| May 18 | at Oregon | *of | 5 | 0 | 0 | 0 | 0 | 0 | 0 | 0 | 0 | 0 | 0 | 0 | 0 | 0 | 2 | 1 | 0 | 0 | .286 |
| Totals | | 48gs | 192 | 32 | 55 | 41 | 11 | 0 | 3 | 18 | 10 | 5 | 11 | 4 | 3 | 2 | 49 | 83 | 3 | 5 | .286 |

On base pct. .375 • Slugging pct. .391

**2024 Washington State Baseball
Individual Game-by-Game for Washington State (as of Feb 10, 2025)**

#4 Johnstone, Logan - 27 games (All games)

| Date | Opponent | Pos | AB | R | H | RBI | 2B | 3B | HR | BB | SB | CS | HBP | SAC | SF | GDP | K | PO | A | E | Avg |
|--------|----------------|--------|----|----|----|-----|----|----|----|----|----|----|-----|-----|----|-----|---|----|---|---|------|
| Feb 17 | at Utah Tech-2 | pr | 0 | 1 | 0 | 0 | 0 | 0 | 0 | 0 | 0 | 0 | 0 | 0 | 0 | 0 | 0 | 0 | 0 | 0 | .000 |
| Feb 18 | at Utah Tech | pr | 0 | 0 | 0 | 0 | 0 | 0 | 0 | 0 | 1 | 0 | 0 | 0 | 0 | 0 | 0 | 0 | 0 | 0 | .000 |
| Mar 03 | RHODE ISLAND | pr | 0 | 0 | 0 | 0 | 0 | 0 | 0 | 0 | 0 | 0 | 0 | 0 | 0 | 0 | 0 | 0 | 0 | 0 | .000 |
| Mar 19 | SEATTLE U | pr/dh | 0 | 1 | 0 | 0 | 0 | 0 | 0 | 0 | 0 | 0 | 0 | 0 | 0 | 0 | 0 | 0 | 0 | 0 | .000 |
| Mar 22 | ARIZONA STATE | *dh | 1 | 1 | 0 | 0 | 0 | 0 | 0 | 1 | 0 | 0 | 0 | 0 | 0 | 0 | 0 | 0 | 0 | 0 | .000 |
| Mar 24 | ARIZONA STATE | *of | 2 | 2 | 1 | 0 | 0 | 0 | 0 | 1 | 1 | 0 | 1 | 0 | 0 | 0 | 0 | 1 | 0 | 0 | .333 |
| Mar 26 | at Portland | *of | 3 | 0 | 0 | 0 | 0 | 0 | 0 | 0 | 0 | 0 | 1 | 0 | 0 | 0 | 1 | 2 | 0 | 0 | .167 |
| Apr 05 | at Stanford | ph | 0 | 0 | 0 | 0 | 0 | 0 | 0 | 1 | 0 | 0 | 0 | 0 | 0 | 0 | 0 | 0 | 0 | 0 | .167 |
| Apr 06 | at Stanford | ph/dh | 2 | 0 | 0 | 0 | 0 | 0 | 0 | 0 | 0 | 0 | 0 | 0 | 0 | 0 | 0 | 0 | 0 | 0 | .125 |
| Apr 07 | at Stanford | *of/of | 7 | 1 | 3 | 4 | 0 | 0 | 1 | 0 | 0 | 0 | 0 | 0 | 0 | 0 | 1 | 3 | 0 | 0 | .267 |
| Apr 09 | at Gonzaga | *of | 3 | 1 | 1 | 1 | 0 | 1 | 0 | 1 | 0 | 0 | 0 | 0 | 0 | 1 | 0 | 1 | 0 | 0 | .278 |
| Apr 12 | CALIFORNIA | ph | 1 | 0 | 0 | 0 | 0 | 0 | 0 | 0 | 0 | 0 | 0 | 0 | 0 | 0 | 0 | 0 | 0 | 0 | .263 |
| Apr 14 | CALIFORNIA | ph/dh | 3 | 0 | 0 | 0 | 0 | 0 | 0 | 0 | 0 | 0 | 0 | 0 | 0 | 0 | 1 | 0 | 0 | 0 | .227 |
| Apr 19 | at Arizona | ph | 0 | 1 | 0 | 0 | 0 | 0 | 0 | 0 | 0 | 0 | 1 | 0 | 0 | 0 | 0 | 0 | 0 | 0 | .227 |
| Apr 21 | at Arizona | of | 1 | 0 | 0 | 0 | 0 | 0 | 0 | 0 | 0 | 0 | 0 | 0 | 0 | 0 | 0 | 0 | 0 | 0 | .217 |
| Apr 23 | GONZAGA | *of/of | 4 | 0 | 0 | 0 | 0 | 0 | 0 | 0 | 0 | 0 | 0 | 0 | 0 | 0 | 1 | 0 | 0 | 0 | .185 |
| Apr 26 | FRESNO STATE | ph/dh | 2 | 0 | 1 | 1 | 0 | 0 | 0 | 0 | 0 | 0 | 0 | 0 | 0 | 0 | 0 | 0 | 0 | 0 | .207 |
| May 03 | OREGON STATE | of | 3 | 0 | 2 | 1 | 0 | 0 | 0 | 0 | 0 | 0 | 0 | 0 | 0 | 0 | 0 | 3 | 0 | 0 | .250 |
| May 04 | OREGON STATE | *of | 5 | 3 | 4 | 1 | 2 | 0 | 0 | 0 | 1 | 0 | 0 | 0 | 0 | 0 | 0 | 2 | 0 | 0 | .324 |
| May 05 | OREGON STATE | *of/of | 5 | 1 | 1 | 1 | 0 | 0 | 0 | 0 | 0 | 0 | 0 | 0 | 0 | 0 | 1 | 2 | 0 | 0 | .310 |
| May 07 | PORTLAND | *of/of | 4 | 0 | 0 | 0 | 0 | 0 | 0 | 0 | 0 | 0 | 0 | 0 | 0 | 0 | 2 | 4 | 0 | 0 | .283 |
| May 10 | USC | *of | 5 | 1 | 2 | 0 | 1 | 0 | 0 | 1 | 0 | 0 | 0 | 0 | 0 | 1 | 1 | 1 | 0 | 0 | .294 |
| May 11 | USC | *of | 3 | 0 | 0 | 0 | 0 | 0 | 0 | 1 | 0 | 0 | 0 | 0 | 0 | 0 | 1 | 2 | 0 | 0 | .278 |
| May 12 | USC | *of | 4 | 0 | 0 | 0 | 0 | 0 | 0 | 0 | 0 | 0 | 0 | 0 | 0 | 0 | 0 | 2 | 0 | 0 | .259 |
| May 16 | at Oregon | *of | 4 | 0 | 0 | 0 | 0 | 0 | 0 | 0 | 0 | 0 | 0 | 0 | 0 | 0 | 0 | 3 | 0 | 0 | .242 |
| May 17 | at Oregon | *of | 3 | 1 | 1 | 1 | 0 | 0 | 0 | 1 | 0 | 0 | 0 | 0 | 0 | 0 | 0 | 0 | 0 | 0 | .246 |
| May 18 | at Oregon | *dh | 3 | 1 | 1 | 0 | 0 | 0 | 0 | 0 | 0 | 0 | 1 | 0 | 0 | 0 | 0 | 0 | 0 | 0 | .250 |
| Totals | | 15gs | 68 | 15 | 17 | 10 | 3 | 1 | 1 | 7 | 3 | 0 | 4 | 0 | 0 | 2 | 9 | 26 | 0 | 0 | .250 |

On base pct. .354 • Slugging pct. .368

#2 Kennel, Ely - 27 games (All games)

| Date | Opponent | Pos | AB | R | H | RBI | 2B | 3B | HR | BB | SB | CS | HBP | SAC | SF | GDP | K | PO | A | E | Avg |
|--------|-----------------|-------|----|---|---|-----|----|----|----|----|----|----|-----|-----|----|-----|----|----|---|---|------|
| Feb 17 | at Utah Tech-2 | pr | 0 | 0 | 0 | 0 | 0 | 0 | 0 | 0 | 0 | 1 | 0 | 0 | 0 | 0 | 0 | 0 | 0 | 0 | .000 |
| Feb 24 | vs Kansas | pr | 0 | 0 | 0 | 0 | 0 | 0 | 0 | 0 | 0 | 0 | 0 | 0 | 0 | 0 | 0 | 0 | 0 | 0 | .000 |
| Feb 25 | vs Texas State | ph/of | 1 | 0 | 0 | 0 | 0 | 0 | 0 | 0 | 0 | 0 | 0 | 0 | 0 | 0 | 0 | 0 | 0 | 0 | .000 |
| Feb 27 | at TCU | ph | 2 | 1 | 1 | 0 | 0 | 0 | 0 | 0 | 0 | 0 | 0 | 0 | 0 | 0 | 0 | 0 | 0 | 0 | .333 |
| Mar 03 | RHODE ISLAND | ph | 1 | 0 | 0 | 0 | 0 | 0 | 0 | 0 | 0 | 0 | 0 | 0 | 0 | 0 | 0 | 0 | 0 | 0 | .250 |
| Mar 10 | UTAH | ph/dh | 1 | 0 | 0 | 0 | 0 | 0 | 0 | 0 | 0 | 0 | 0 | 0 | 0 | 0 | 0 | 0 | 0 | 0 | .200 |
| Mar 13 | at UC Riverside | ph/dh | 1 | 0 | 0 | 0 | 0 | 0 | 0 | 0 | 0 | 0 | 0 | 0 | 0 | 0 | 0 | 0 | 0 | 0 | .167 |
| Mar 15 | at UCLA | of | 3 | 0 | 0 | 0 | 0 | 0 | 0 | 0 | 0 | 0 | 0 | 0 | 0 | 0 | 0 | 1 | 0 | 0 | .111 |
| Mar 17 | at UCLA | ph | 1 | 0 | 0 | 0 | 0 | 0 | 0 | 0 | 0 | 0 | 0 | 0 | 0 | 0 | 0 | 0 | 0 | 0 | .100 |
| Mar 22 | ARIZONA STATE | pr | 0 | 0 | 0 | 0 | 0 | 0 | 0 | 0 | 0 | 0 | 0 | 0 | 0 | 0 | 0 | 0 | 0 | 0 | .100 |
| Mar 23 | ARIZONA STATE | pr | 0 | 0 | 0 | 0 | 0 | 0 | 0 | 0 | 0 | 0 | 0 | 0 | 0 | 0 | 0 | 0 | 0 | 0 | .100 |
| Mar 24 | ARIZONA STATE | ph/dh | 1 | 0 | 0 | 0 | 0 | 0 | 0 | 1 | 0 | 1 | 0 | 0 | 0 | 0 | 1 | 0 | 0 | 0 | .091 |
| Mar 26 | at Portland | ph | 1 | 0 | 0 | 0 | 0 | 0 | 0 | 0 | 0 | 0 | 0 | 0 | 0 | 0 | 1 | 0 | 0 | 0 | .083 |
| Apr 06 | at Stanford | pr | 0 | 1 | 0 | 0 | 0 | 0 | 0 | 0 | 0 | 0 | 0 | 0 | 0 | 0 | 0 | 0 | 0 | 0 | .083 |
| Apr 07 | at Stanford | ph/of | 4 | 0 | 1 | 0 | 0 | 0 | 0 | 0 | 0 | 0 | 0 | 0 | 0 | 0 | 3 | 3 | 0 | 0 | .125 |
| Apr 09 | at Gonzaga | ph/of | 1 | 1 | 1 | 0 | 0 | 0 | 0 | 1 | 0 | 0 | 0 | 0 | 0 | 0 | 0 | 1 | 0 | 0 | .176 |
| Apr 20 | at Arizona | ph | 1 | 0 | 1 | 0 | 0 | 0 | 0 | 0 | 0 | 0 | 0 | 0 | 0 | 0 | 0 | 0 | 0 | 0 | .222 |
| Apr 21 | at Arizona | ph/dh | 2 | 0 | 1 | 1 | 0 | 0 | 0 | 0 | 0 | 0 | 0 | 0 | 0 | 0 | 0 | 0 | 0 | 0 | .250 |
| Apr 23 | GONZAGA | *dh | 3 | 0 | 0 | 0 | 0 | 0 | 0 | 0 | 0 | 0 | 0 | 0 | 0 | 0 | 2 | 0 | 0 | 0 | .217 |
| Apr 27 | FRESNO STATE | *of | 4 | 1 | 2 | 1 | 1 | 0 | 0 | 0 | 0 | 0 | 0 | 0 | 0 | 0 | 1 | 3 | 0 | 1 | .259 |
| Apr 28 | FRESNO STATE | *dh | 4 | 0 | 0 | 0 | 0 | 0 | 0 | 0 | 0 | 0 | 0 | 0 | 0 | 0 | 3 | 0 | 0 | 0 | .226 |
| Apr 30 | at Seattle U | pr | 0 | 0 | 0 | 0 | 0 | 0 | 0 | 0 | 0 | 0 | 0 | 0 | 0 | 0 | 0 | 0 | 0 | 0 | .226 |
| May 03 | OREGON STATE | ph | 0 | 0 | 0 | 0 | 0 | 0 | 0 | 0 | 0 | 0 | 1 | 0 | 0 | 0 | 0 | 0 | 0 | 0 | .226 |
| May 05 | OREGON STATE | ph/of | 1 | 0 | 0 | 0 | 0 | 0 | 0 | 0 | 0 | 0 | 0 | 0 | 0 | 0 | 1 | 0 | 0 | 0 | .219 |
| May 07 | PORTLAND | *of | 2 | 0 | 0 | 0 | 0 | 0 | 0 | 0 | 0 | 0 | 0 | 0 | 0 | 0 | 1 | 1 | 0 | 0 | .206 |
| May 12 | USC | of | 1 | 0 | 0 | 0 | 0 | 0 | 0 | 0 | 0 | 0 | 0 | 0 | 0 | 0 | 0 | 1 | 0 | 0 | .200 |
| May 16 | at Oregon | ph | 1 | 0 | 0 | 0 | 0 | 0 | 0 | 0 | 0 | 0 | 0 | 0 | 0 | 0 | 1 | 0 | 0 | 0 | .194 |
| Totals | | 4gs | 36 | 4 | 7 | 2 | 1 | 0 | 0 | 2 | 0 | 2 | 1 | 0 | 0 | 0 | 14 | 10 | 0 | 1 | .194 |

On base pct. .256 • Slugging pct. .222

2024 Washington State Baseball
Individual Game-by-Game for Washington State (as of Feb 10, 2025)

#27 Myers, Griffin - 5 games (All games)

| Date | Opponent | Pos | AB | R | H | RBI | 2B | 3B | HR | BB | SB | CS | HBP | SAC | SF | GDP | K | PO | A | E | Avg |
|---------------|----------------|------------|----------|----------|----------|----------|----------|----------|----------|----------|----------|----------|----------|----------|----------|----------|----------|----------|----------|----------|-------------|
| Feb 25 | vs Texas State | ph | 1 | 0 | 0 | 0 | 0 | 0 | 0 | 0 | 0 | 0 | 0 | 0 | 0 | 0 | 1 | 0 | 0 | 0 | .000 |
| Mar 20 | SEATTLE U | ph/dh | 1 | 0 | 0 | 0 | 0 | 0 | 0 | 0 | 0 | 0 | 0 | 0 | 0 | 0 | 1 | 0 | 0 | 0 | .000 |
| Apr 09 | at Gonzaga | c | 2 | 0 | 0 | 0 | 0 | 0 | 0 | 0 | 0 | 0 | 0 | 0 | 0 | 0 | 0 | 1 | 0 | 0 | .000 |
| Apr 27 | FRESNO STATE | ph | 1 | 0 | 0 | 0 | 0 | 0 | 0 | 0 | 0 | 0 | 0 | 0 | 0 | 0 | 1 | 0 | 0 | 0 | .000 |
| May 07 | PORTLAND | *c | 1 | 1 | 1 | 0 | 1 | 0 | 0 | 0 | 0 | 0 | 0 | 0 | 0 | 0 | 0 | 5 | 1 | 0 | .167 |
| Totals | | 1gs | 6 | 1 | 1 | 0 | 1 | 0 | 0 | 0 | 0 | 0 | 0 | 0 | 0 | 0 | 3 | 6 | 1 | 0 | .167 |

On base pct. .167 • Slugging pct. .333

#24 Weise, Jack - 22 games (All games)

| Date | Opponent | Pos | AB | R | H | RBI | 2B | 3B | HR | BB | SB | CS | HBP | SAC | SF | GDP | K | PO | A | E | Avg |
|---------------|-----------------|------------|-----------|----------|----------|----------|----------|----------|----------|----------|----------|----------|----------|----------|----------|----------|-----------|-----------|-----------|----------|-------------|
| Feb 18 | at Utah Tech | 3b | 0 | 0 | 0 | 0 | 0 | 0 | 0 | 0 | 0 | 0 | 0 | 0 | 0 | 0 | 0 | 0 | 0 | 0 | .000 |
| Feb 24 | vs Kansas | 3b | 0 | 0 | 0 | 0 | 0 | 0 | 0 | 0 | 0 | 0 | 0 | 0 | 0 | 0 | 0 | 1 | 0 | 0 | .000 |
| Feb 25 | vs Texas State | ph | 1 | 0 | 1 | 0 | 0 | 0 | 0 | 0 | 0 | 0 | 0 | 0 | 0 | 0 | 0 | 0 | 0 | 0 | 1.000 |
| Feb 27 | at TCU | 3b | 1 | 0 | 0 | 0 | 0 | 0 | 0 | 0 | 0 | 0 | 0 | 0 | 0 | 0 | 1 | 0 | 0 | 0 | .500 |
| Mar 03 | RHODE ISLAND | 3b | 0 | 0 | 0 | 0 | 0 | 0 | 0 | 0 | 0 | 0 | 0 | 0 | 0 | 0 | 0 | 1 | 1 | 0 | .500 |
| Mar 13 | at UC Riverside | 3b | 0 | 0 | 0 | 0 | 0 | 0 | 0 | 0 | 0 | 0 | 0 | 0 | 0 | 0 | 0 | 0 | 0 | 0 | .500 |
| Mar 19 | SEATTLE U | ph/3b | 1 | 0 | 0 | 0 | 0 | 0 | 0 | 0 | 0 | 0 | 0 | 0 | 0 | 0 | 1 | 0 | 0 | 0 | .333 |
| Mar 26 | at Portland | ph/3b | 2 | 0 | 0 | 0 | 0 | 0 | 0 | 1 | 0 | 0 | 0 | 0 | 0 | 0 | 0 | 1 | 2 | 0 | .200 |
| Mar 28 | at Washington | 3b | 3 | 0 | 0 | 0 | 0 | 0 | 0 | 0 | 0 | 0 | 0 | 0 | 0 | 0 | 2 | 0 | 1 | 0 | .125 |
| Mar 29 | at Washington | 3b | 0 | 0 | 0 | 0 | 0 | 0 | 0 | 0 | 0 | 0 | 0 | 0 | 0 | 0 | 0 | 1 | 0 | 0 | .125 |
| Mar 30 | at Washington | *ss | 2 | 2 | 0 | 0 | 0 | 0 | 0 | 2 | 0 | 0 | 0 | 0 | 0 | 0 | 1 | 3 | 5 | 0 | .100 |
| Apr 05 | at Stanford | *ss | 3 | 0 | 0 | 0 | 0 | 0 | 0 | 1 | 1 | 0 | 0 | 0 | 0 | 0 | 2 | 1 | 4 | 0 | .077 |
| Apr 06 | at Stanford | *ss | 3 | 0 | 0 | 0 | 0 | 0 | 0 | 0 | 0 | 0 | 0 | 0 | 0 | 0 | 0 | 3 | 1 | 0 | .062 |
| Apr 07 | at Stanford | *ss | 2 | 2 | 1 | 0 | 0 | 0 | 0 | 2 | 0 | 0 | 0 | 0 | 0 | 0 | 0 | 2 | 2 | 0 | .111 |
| Apr 09 | at Gonzaga | *ss | 3 | 1 | 0 | 0 | 0 | 0 | 0 | 1 | 0 | 0 | 0 | 0 | 0 | 0 | 2 | 0 | 3 | 0 | .095 |
| Apr 12 | CALIFORNIA | *ss | 3 | 0 | 1 | 0 | 0 | 0 | 0 | 0 | 0 | 0 | 0 | 0 | 0 | 0 | 2 | 2 | 2 | 0 | .125 |
| Apr 13 | CALIFORNIA | *ss | 3 | 1 | 1 | 0 | 0 | 0 | 0 | 1 | 0 | 0 | 0 | 0 | 0 | 0 | 2 | 1 | 1 | 0 | .148 |
| Apr 14 | CALIFORNIA | *ss | 3 | 0 | 1 | 1 | 0 | 0 | 0 | 1 | 0 | 0 | 0 | 0 | 0 | 0 | 1 | 4 | 4 | 2 | .167 |
| Apr 19 | at Arizona | 3b | 0 | 0 | 0 | 0 | 0 | 0 | 0 | 0 | 0 | 0 | 0 | 0 | 0 | 0 | 0 | 0 | 0 | 0 | .167 |
| Apr 27 | FRESNO STATE | ph | 1 | 0 | 0 | 0 | 0 | 0 | 0 | 0 | 0 | 0 | 0 | 0 | 0 | 0 | 1 | 0 | 0 | 0 | .161 |
| May 05 | OREGON STATE | 3b | 0 | 0 | 0 | 0 | 0 | 0 | 0 | 0 | 0 | 0 | 0 | 0 | 0 | 0 | 0 | 0 | 0 | 0 | .161 |
| May 16 | at Oregon | 3b | 0 | 0 | 0 | 0 | 0 | 0 | 0 | 0 | 0 | 0 | 0 | 0 | 0 | 0 | 0 | 1 | 0 | 0 | .161 |
| Totals | | 8gs | 31 | 6 | 5 | 1 | 0 | 0 | 0 | 9 | 1 | 0 | 0 | 0 | 0 | 0 | 15 | 20 | 27 | 2 | .161 |

On base pct. .350 • Slugging pct. .161

#35 Wickersham, Kaden - 3 games (All games)

| Date | Opponent | Pos | AB | R | H | RBI | 2B | 3B | HR | BB | SB | CS | HBP | SAC | SF | GDP | K | PO | A | E | Avg |
|---------------|----------------|------------|----------|----------|----------|----------|----------|----------|----------|----------|----------|----------|----------|----------|----------|----------|----------|----------|----------|----------|-------------|
| Feb 17 | at Utah Tech-2 | p | 0 | 0 | 0 | 0 | 0 | 0 | 0 | 0 | 0 | 0 | 0 | 0 | 0 | 0 | 0 | 0 | 1 | 0 | .000 |
| Mar 08 | UTAH | p | 0 | 0 | 0 | 0 | 0 | 0 | 0 | 0 | 0 | 0 | 0 | 0 | 0 | 0 | 0 | 1 | 0 | 0 | .000 |
| May 17 | at Oregon | p | 0 | 0 | 0 | 0 | 0 | 0 | 0 | 0 | 0 | 0 | 0 | 0 | 0 | 0 | 0 | 0 | 1 | 0 | .000 |
| Totals | | 0gs | 0 | 0 | 0 | 0 | 0 | 0 | 0 | 0 | 0 | 0 | 0 | 0 | 0 | 0 | 0 | 1 | 2 | 0 | .000 |

On base pct. .000 • Slugging pct. .000

2024 Washington State Baseball
Individual Game-by-Game for Washington State (as of Feb 10, 2025)

#35 Wickersham, Kaden - 22 appearances (All games)

| Date | Opponent | GS | IP | H | R | ER | BB | SO | 2B | 3B | HR | WP | BK | HBP | IBB | Score | W-L | Sv | ERA | NP |
|--------|-----------------|----|------|----|----|----|----|----|----|----|----|----|----|-----|-----|---------|-----|----|------|----|
| Feb 17 | at Utah Tech-2 | | 1.1 | 0 | 1 | 1 | 0 | 0 | 0 | 0 | 0 | 1 | 0 | 1 | 0 | 4-7 | 0-0 | 0 | 6.75 | 16 |
| Feb 24 | vs Kansas | | 3.0 | 1 | 0 | 0 | 0 | 2 | 0 | 0 | 0 | 0 | 0 | 0 | 0 | 5-4 | 1-0 | 0 | 2.08 | 36 |
| Feb 27 | at TCU | | 1.0 | 4 | 3 | 3 | 1 | 1 | 1 | 0 | 0 | 0 | 0 | 0 | 0 | 7-8 | 1-0 | 0 | 6.75 | 25 |
| Mar 02 | RHODE ISLAND-1 | | 2.0 | 2 | 0 | 0 | 0 | 1 | 0 | 0 | 0 | 0 | 0 | 0 | 0 | 10-4 | 1-0 | 0 | 4.91 | 29 |
| Mar 03 | RHODE ISLAND | | 0.1 | 0 | 0 | 0 | 1 | 0 | 0 | 0 | 0 | 1 | 0 | 0 | 0 | 3-6 | 1-0 | 0 | 4.70 | 7 |
| Mar 08 | UTAH | | 2.2 | 0 | 0 | 0 | 0 | 2 | 0 | 0 | 0 | 0 | 0 | 1 | 0 | 7-1 | 1-0 | 0 | 3.48 | 33 |
| Mar 15 | at UCLA | | 2.1 | 4 | 0 | 0 | 1 | 1 | 0 | 0 | 0 | 0 | 0 | 0 | 0 | 1-4 | 1-0 | 0 | 2.84 | 45 |
| Mar 17 | at UCLA | | 0.0 | 0 | 2 | 2 | 1 | 0 | 0 | 0 | 0 | 0 | 0 | 1 | 0 | 4-9 | 1-0 | 0 | 4.26 | 10 |
| Mar 23 | ARIZONA STATE | | 0.2 | 2 | 0 | 0 | 0 | 0 | 0 | 0 | 0 | 0 | 0 | 0 | 0 | 3-2 | 1-0 | 0 | 4.05 | 7 |
| Mar 30 | at Washington | | 2.0 | 0 | 0 | 0 | 0 | 2 | 0 | 0 | 0 | 1 | 0 | 0 | 0 | 5-11 | 1-0 | 0 | 3.52 | 30 |
| Apr 07 | at Stanford | | 1.2 | 1 | 0 | 0 | 1 | 0 | 0 | 0 | 0 | 0 | 0 | 0 | 0 | 9-7 | 2-0 | 0 | 3.18 | 21 |
| Apr 13 | CALIFORNIA | | 0.1 | 4 | 7 | 7 | 2 | 0 | 1 | 0 | 0 | 0 | 0 | 1 | 0 | 5-13 | 2-0 | 0 | 6.75 | 31 |
| Apr 17 | at Grand Canyon | | 1.1 | 1 | 0 | 0 | 1 | 4 | 0 | 0 | 0 | 0 | 0 | 0 | 0 | 6-4 | 2-0 | 0 | 6.27 | 30 |
| Apr 21 | at Arizona | | 2.2 | 2 | 0 | 0 | 2 | 1 | 0 | 0 | 0 | 0 | 0 | 0 | 0 | 6-7 | 2-0 | 0 | 5.48 | 50 |
| Apr 23 | GONZAGA | | 0.0 | 1 | 1 | 0 | 0 | 0 | 0 | 0 | 0 | 1 | 0 | 1 | 0 | 4-6 | 2-0 | 0 | 5.48 | 6 |
| Apr 30 | at Seattle U | | 3.1 | 2 | 0 | 0 | 0 | 5 | 0 | 0 | 0 | 0 | 0 | 1 | 0 | 0-4 | 2-0 | 0 | 4.74 | 46 |
| May 03 | OREGON STATE | | 2.0 | 0 | 0 | 0 | 0 | 0 | 0 | 0 | 0 | 0 | 0 | 0 | 0 | 1-2 | 2-0 | 0 | 4.39 | 23 |
| May 04 | OREGON STATE | | 0.2 | 0 | 0 | 0 | 0 | 0 | 0 | 0 | 0 | 0 | 0 | 0 | 0 | 10-9 | 2-0 | 1 | 4.28 | 5 |
| May 07 | PORTLAND | | 2.0 | 2 | 0 | 0 | 1 | 2 | 1 | 0 | 0 | 0 | 0 | 0 | 0 | 3-5 | 2-0 | 1 | 3.99 | 33 |
| May 12 | USC | | 1.0 | 1 | 2 | 2 | 3 | 1 | 0 | 0 | 0 | 1 | 0 | 0 | 0 | 3-10 | 2-0 | 1 | 4.45 | 30 |
| May 17 | at Oregon | | 0.1 | 1 | 2 | 2 | 0 | 0 | 0 | 0 | 0 | 0 | 0 | 1 | 0 | 4-8 | 2-1 | 1 | 4.99 | 11 |
| May 18 | at Oregon | | 1.1 | 1 | 1 | 1 | 0 | 1 | 0 | 0 | 1 | 0 | 0 | 0 | 0 | 4-10 | 2-1 | 1 | 5.06 | 21 |
| Totals | | 0 | 32.0 | 29 | 19 | 18 | 14 | 23 | 3 | 0 | 1 | 5 | 0 | 7 | 0 | 104-141 | 2-1 | 1 | 5.06 | - |