



ARKANSAS BASEBALL

ArkansasRazorbacks.com ||| @RazorbackBSB ||| Contact: Oliver Grigg (ogrigg@uark.edu)

2026 SCHEDULE & RESULTS

FEBRUARY

| | | | |
|----|-----------------------|--------------|--------------------|
| 13 | vs. Oklahoma State ^ | FloCollege | W, 12-2 (8) |
| 14 | vs. #10 TCU ^ | FloCollege | L, 5-4 |
| 15 | vs. Texas Tech ^ | FloCollege | W, 6-5 (11) |
| 16 | vs. Tarleton State # | | W, 3-1 |
| 20 | XAVIER | SECN+ | W, 5-2 |
| 21 | XAVIER | SECN+ | W, 7-6 |
| 22 | XAVIER | SECN+ | W, 11-0 (8) |
| 24 | ARKANSAS STATE | SECN+ | L, 12-4 |
| 25 | ARKANSAS STATE | SECN+ | W, 1-0 |
| 27 | UT ARLINGTON | SECN+ | L, 4-3 |
| 28 | UT ARLINGTON | SECN+ | W, 9-0 |

MARCH

| | | | |
|----|--------------------------------------|--------------|--------------------|
| 1 | UT ARLINGTON | SECN+ | W, 11-1 (7) |
| 3 | ORAL ROBERTS | SECN+ | W, 10-2 |
| 6 | STETSON | | W, 7-1 |
| 7 | STETSON | SECN+ | W, 13-1 (7) |
| 8 | STETSON | SECN+ | L, 4-1 |
| 9 | STETSON | SECN+ | L, 6-4 |
| 13 | #3 MISSISSIPPI STATE * | SECN+ | W, 5-4 |
| 14 | #3 MISSISSIPPI STATE [DH-1] * | SECN | L, 7-2 |
| 14 | #3 MISSISSIPPI STATE [DH-2] * | SECN+ | W, 7-3 |
| 17 | NORTHERN COLORADO | SECN+ | W, 13-2 (8) |
| 18 | NORTHERN COLORADO | SECN+ | W, 9-4 |
| 20 | South Carolina * | SECN+ | 6 p.m. |
| 21 | South Carolina * | SECN+ | 3 p.m. |
| 22 | South Carolina * | SECN+ | 12:30 p.m. |
| 24 | UCA | SECN+ | 6 P.M. |
| 27 | FLORIDA * | SECN+ | 6 P.M. |
| 28 | FLORIDA * | SECN+ | 1 P.M. |
| 29 | FLORIDA * | SECN | NOON |
| 31 | Missouri State | ESPN+ | 6 p.m. |

APRIL

| | | | |
|----|---------------------------|--------------|---------------|
| 2 | Auburn * | ESPN2 | 6 p.m. |
| 3 | Auburn * | SECN+ | 2 p.m. |
| 4 | Auburn * | SECN+ | 2 p.m. |
| 7 | LITTLE ROCK | SECN+ | 6 P.M. |
| 10 | Alabama * | SECN+ | 6 P.M. |
| 11 | Alabama * | SECN | 4 P.M. |
| 12 | Alabama * | SECN+ | 1 p.m. |
| 14 | UAPB @ | SECN+ | 6 P.M. |
| 16 | GEORGIA * | ESPNU | 7 P.M. |
| 17 | GEORGIA * | SECN+ | 6 P.M. |
| 18 | GEORGIA * | SECN+ | 1 P.M. |
| 21 | MISSOURI STATE | SECN+ | 6 P.M. |
| 23 | Missouri * | SECN | 7 P.M. |
| 24 | Missouri * | SECN | 7 P.M. |
| 25 | Missouri * | SECN+ | 2 P.M. |
| 28 | NORTHWESTERN STATE | SECN+ | 6 P.M. |
| 29 | NORTHWESTERN STATE | SECN+ | 3 P.M. |

MAY

| | | | |
|----|-------------------|--------------|---------------|
| 1 | OLE MISS * | SECN+ | 6 P.M. |
| 2 | OLE MISS * | SECN+ | 2 P.M. |
| 3 | OLE MISS * | SECN | 2 P.M. |
| 8 | OKLAHOMA * | SECN+ | 6 P.M. |
| 9 | OKLAHOMA * | SECN+ | 2 P.M. |
| 10 | OKLAHOMA * | SECN+ | 1 P.M. |
| 14 | Kentucky * | SECN+ | 5:30 p.m. |
| 15 | Kentucky * | SECN+ | 5:30 p.m. |
| 16 | Kentucky * | SECN+ | 1 p.m. |

All times Central; Home game in **BOLD**; * - SEC opponent

^ - Shriners Children's College Showdown (Globe Life Field in Arlington, Texas)

- Amegy Bank College Baseball Series (Globe Life Field in Arlington, Texas)

@ - Game played at CHI St. Vincent Field at Dickey-Stephens Park in North Little Rock, Ark.

GAME 23 ||| SOUTH CAROLINA vs. #4 ARKANSAS ||| MARCH 20

COLUMBIA, SC ||| FOUNDERS PARK ||| SEC NETWORK+



16-6
2-1 SEC



12-10
0-3 SEC

ARKANSAS RAZORBACKS

In the Polls.....5 (BA) | 4 (D1Baseball)
.....5 (NCBWA) | 5 (PG) | 7 (USA Today)
Head Coach.....Dave Van Horn
Career Record.....1,534-718 (38th season)
Record at Arkansas.....949-478 (24th season)

SOUTH CAROLINA GAMECOCKS

In the Polls.....NR (BA) | NR (D1Baseball)
.....NR (NCBWA) | NR (PG) | NR (USA Today)
Head Coach.....Paul Mainieri
Career Record.....1,545-816-7 (41st season)
Record at South Carolina.....40-39 (2nd season)

ON THE MOUND

Arkansas RHP Gabe Gaeckle (2-1, 2.73 ERA)

vs.

South Carolina RHP Josh Gunther (2-0, 3.65 ERA)

LEADING OFF

ROAD HOGS

- Fourth-ranked Arkansas embarks on its first SEC road trip of the 2026 campaign when it heads to South Carolina for a weekend series from March 20-22 at Founders Park.
- First pitch in the weekend series opener between the Razorbacks and Gamecocks is scheduled for 6 p.m. CT Friday, March 20, on SEC Network+ with Dave Weinstein (play-by-play) and Grayson Greiner (analyst) on the call.

HISTORY LESSON

- Arkansas is 51-38 overall against South Carolina, including an even 18-18 record in Columbia, S.C. Under head coach Dave Van Horn, the Razorbacks are 35-24 overall and 14-10 in games played in Columbia against the Gamecocks.
- The Hogs have won five consecutive regular season series against the Gamecocks (2018, 2021, 2023, 2024 & 2025), including road weekend series at Founders Park in 2021 and 2024.
- Arkansas has not lost a series in Columbia since an SEC-opening sweep by South Carolina in 2016.
- Arkansas swept South Carolina in last season's series at Baum-Walker Stadium. The Razorbacks have swept the Gamecocks in Columbia only once before, doing so in the 2013 campaign.

SEC BALLIN'

- The Hogs are off to a 2-1 start in league play after their SEC Opening Weekend series win against Mississippi State.
- Arkansas has been the SEC's most consistent winner over the last near-decade, having won 18-plus SEC games in eight consecutive seasons and 20-plus SEC games in five of the last six seasons entering the 2026 campaign.
- LSU is the only other program in SEC history with least eight consecutive seasons of 18 or more SEC wins (10 from 1996-2005).

WHAT'S AT STAKE IN SODA CITY

- Arkansas enters this weekend's series against South Carolina looking to secure a sweep to improve to 5-1 through its first six SEC games for the third consecutive season, and sixth time in the last seven full seasons.
- The Razorbacks started 5-1 through their first six league games in 2018, 2019, 2021, 2022, 2024 and 2025.
- Arkansas' last 4-2 start through its first six conference games of a season came during the 2023 campaign.
- That year, the Hogs swept Auburn (3-0 series record) at Baum-Walker Stadium on SEC Opening Weekend before suffering a series loss on the road at LSU (1-2 series record).



AMERICA'S CATCHER

- **C Ryder Helfrick** has established himself as one of the best catchers in college baseball after a breakout sophomore season and strong summer with the USA Baseball Collegiate National Team.
- Helfrick entered the 2026 campaign with preseason All-America praise from Baseball America, D1Baseball and NCBWA as well as preseason All-SEC honors from the league's 16 head coaches.
- He has also received preseason watch list consideration for national honors, including Baseball America Player of the Year Award, Bobby Bragan National Collegiate Slugger Award, Buster Posey National Collegiate Catcher of the Year Award and Golden Spikes Award.
- In 2025, the Discovery Bay, Calif., native played in 61 games with 56 starts as a sophomore, slashing .305/.420/.616 with 15 home runs and 38 RBI to help lead Arkansas to the College World Series.
- The Razorbacks' star catcher, who recorded 14 multi-hit games and 11 multi-RBI games in 2025, was even better in SEC play. Helfrick slashed .337/.449/.635 with seven home runs and 21 RBI in 30 games against conference opponents to lead Arkansas to its third consecutive 20-win season in league play (2023, 2024, 2025).
- Defensively, Helfrick was one of the best behind the dish in all of college baseball last year, committing only three errors in 629 total chances (.995 fielding percentage) and throwing out 10-of-45 attempted base stealers (.222 caught stealing percentage).
- Following the season, Helfrick was named to the 26-man roster for the USA Baseball Collegiate National Team, which competed in the 45th USA vs. Japan Collegiate All-Star Series in various locations across Japan. One of three Razorbacks on the squad along with RHP Gabe Gaeckle and LHP Cole Gibler, he became the 25th Hog since 1979 to play for the USA Baseball Collegiate National Team.
- This season, Helfrick has started all 21 games at catcher and is slashing .338/.500/.606 with five homers and 16 RBI. He leads the team in walks (24) and with his 21-game reached base streak.

GET THE GACK

- **RHP Gabe Gaeckle** has established himself as one of the best arms in college baseball after a strong sophomore season and an eye-catching summer with the USA Baseball Collegiate National Team.
- Gaeckle entered the 2026 campaign with preseason All-America honors from Baseball America and Perfect Game as well as preseason All-SEC praise from the league's 16 head coaches.
- He has also received watch list consideration for Baseball America Pitcher of the Year Award, College Baseball Foundation National Pitcher of the Year Award and Golden Spikes Award.
- In 2025, the Aptos, Calif., native made 19 appearances with nine starts on the mound as a sophomore, posting a 4-2 record with a 4.42 ERA and two saves in 71.1 innings of work to help lead Arkansas to the College World Series for the 12th time in program history.
- Gaeckle racked up 92 strikeouts while limiting opposing hitters to a .235 batting average during the 2025 campaign, turning in his best outing of the year at the College World Series with a career-high 10 strikeouts over six innings of one-run ball in relief against LSU.
- Following the season, Gaeckle was named to the 26-man roster for the USA Baseball Collegiate National Team, which competed in the 45th USA vs. Japan Collegiate All-Star Series in various locations across Japan. One of three Razorbacks on the squad along with LHP Cole Gibler and C Ryder Helfrick, he became Arkansas' second two-time team member in program history (RHP Ryne Stanek in 2011-12).
- This season, Gaeckle has lived up to the hype through his first five starts on the mound. The right-hander owns a 2-1 record with a 2.73 ERA and 31 strikeouts in 26.1 innings of work on the mound.
- Gaeckle logged his first quality start against Stetson (March 6), firing a career long-matching six shutout frames with six strikeouts. He struck out a season-high nine batters over 4.1 innings in his Opening Day start against Oklahoma State (Feb. 13) in Arlington, Texas, at Globe Life Field in the Shriners Children's College Showdown.





LHP Hunter Dietz, fully healthy after injury-plagued seasons in both 2024 and 2025, has emerged as one of the best left-handed pitchers in all of college baseball.

THE HAWAIIAN HAMMAH

- **OF Kuhio Aloy**, on the heels of an All-America season a year ago, entered the 2026 campaign as an NCBWA preseason All-American and preseason All-SEC selection by the league's 16 head coaches.
- Playing alongside his older brother Wehiwa, the Golden Spikes Award winner and SEC Player of the Year, in 2025, Kuhio slashed .317/.404/.539 with 13 home runs and a team-high 70 RBI to help lead Arkansas to its 12th College World Series appearance in history.
- The Wailuku, Hawai'i, native, who had 20 multi-hit games and a team-best 19 multi-RBI games, was a semifinalist for the Dick Howser Trophy and earned All-SEC praise at designated hitter.

MR. DIETZ

- **LHP Hunter Dietz**, fully healthy after injury-plagued seasons as a true freshman and redshirt freshman in 2024 and 2025, respectively, is showing why he's one of the top left-handers in college baseball.
- Through his five four starts of the season, the Trinity, Fla., native is 2-2 with a 4.18 ERA and a team-leading 42 strikeouts in 23.2 innings.
- Dietz has logged two quality starts this year, tossing a career-long seven shutout innings with eight strikeouts against UT Arlington (Feb. 28) before fanning a career-high 12 batters in six innings of one-run ball (zero earned) against Stetson (March 7).

BIG TUNA

- **LHP Colin Fisher** has blossomed in his Sunday starter role for the Hogs, boasting a 2-1 record with a 1.95 ERA and 36 strikeouts in a team-leading 27.0 innings on the mound this season.
- The left-hander has allowed just eight runs (six earned) on 17 hits and only five walks while limiting opposing hitters to a miniscule .170 batting average against through his first five outings of the year.
- The Noble, Okla., native, who has logged two quality starts, fanned a career-high 11 batters while allowing just one hit over a career-long eight shutout innings against Xavier (Feb. 22). Fisher was named SEC Pitcher of the Week after recording the first eight-inning complete-game shutout and first eight-inning one-hitter in program history
- Fisher began his campaign with 22.0 consecutive innings pitched without allowing an earned run, the second-longest scoreless streak to start a season by a Razorback pitcher in the Dave Van Horn era.

| Pitcher | Season | Innings Pitched |
|---------------------|-------------|-----------------|
| Barrett Astin | 2012 | 22.2 |
| Colin Fisher | 2026 | 22.0 |
| Tyler Wright | 2013 | 20.1 |
| Michael Gunn | 2013 | 20.0 |
| DJ Baxendale | 2012 | 19.2 |
| Chris Oliver | 2013 | 17.2 |

DUCK COMMANDER

- **INF Camden Kozeal**, after helping lead Arkansas to the College World Series appearance last year, entered the 2026 campaign as a preseason All-American by Baseball America and NCBWA as well as a preseason All-SEC selection by the league's 16 head coaches.
- The Omaha, Neb., native played in 60 games with 55 starts (30 at first base, 25 at second base) and slashed .333/.386/.606 with 15 home runs and 62 RBI in 2025, his first season as a Razorback.
- Kozeal has continued to power the Arkansas offense, slashing .346/.449/.679 with six home runs and 27 RBI through his first 20 games of the 2026 campaign. He leads the Hogs in nearly every major offensive category: runs (25), hits (28), doubles (7), triples (1), home runs (6), RBI (27), total bases (55), slugging percentage (.679).

MLB PIPELINE TOP 100 PROSPECTS FOR 2026 MLB DRAFT

- A nation-leading four (4) Razorbacks are included in MLB Pipeline's rankings of the top 100 prospects for the 2026 MLB Draft.

| Rank | Player | Position |
|------|-----------------|----------|
| 24 | Gabe Gaeckle | RHP |
| 29 | Ryder Helfrick | C |
| 38 | Hunter Dietz | LHP |
| 85 | Carson Wiggins* | RHP |

**sophomore-eligible*

D1BASEBALL TOP 150 COLLEGE PROSPECTS FOR 2026 MLB DRAFT

- A nation-leading seven (7) Razorbacks are included in D1Baseball's rankings of the top 150 college prospects for the 2026 MLB Draft.

| Rank | Player | Position |
|------|-----------------|----------|
| 13 | Gabe Gaeckle | RHP |
| 17 | Ryder Helfrick | C |
| 33 | Hunter Dietz | LHP |
| 71 | Carson Wiggins* | RHP |
| 83 | Kuhio Aloy | OF |
| 84 | Maika Niu | OF |
| 86 | TJ Pompey | INF |

**sophomore-eligible*

D1BASEBALL TOP 100 COLLEGE PROSPECTS FOR 2027 MLB DRAFT

- Two (2) Razorbacks are included in D1Baseball's rankings of the top 100 college prospects for the 2027 MLB Draft.

| Rank | Player | Position |
|------|---------------|----------|
| 15 | Cole Gibler | LHP |
| 50 | Brenton Clark | OF |



MACHINE OF CONSISTENCY

- Since the start of the 2017 season, Arkansas is the winningest college baseball program in the country (as of March 17, 2026).

| Team | Wins ('17 - '18 - '19 - '20 - '21 - '22 - '23 - '24 - '25 - '26) |
|-----------------|--|
| Arkansas | 399 (45 - 48 - 46 - 11 - 50 - 46 - 43 - 44 - 50 - 16) |
| LSU | 386 (52 - 39 - 40 - 12 - 38 - 40 - 54 - 43 - 53 - 15) |
| Southern Miss | 386 (50 - 44 - 40 - 12 - 40 - 47 - 46 - 43 - 47 - 17) |
| Oregon State | 385 (56 - 55 - 36 - 5 - 37 - 48 - 41 - 45 - 48 - 14) |
| Tennessee | 384 (27 - 29 - 40 - 15 - 50 - 57 - 44 - 60 - 46 - 15) |
| Florida | 377 (52 - 49 - 34 - 16 - 38 - 42 - 54 - 36 - 39 - 19) |
| East Carolina | 367 (32 - 44 - 47 - 13 - 44 - 46 - 47 - 46 - 35 - 13) |
| Vanderbilt | 367 (36 - 35 - 59 - 13 - 49 - 39 - 42 - 38 - 43 - 13) |
| Dallas Baptist | 359 (42 - 42 - 43 - 12 - 41 - 34 - 47 - 45 - 41 - 12) |

- Under Dave Van Horn, in his 24rd year as head coach, Arkansas has recorded eight 45-win seasons as well as two 50-win seasons.

| Season | Total Wins |
|--------|------------|
| 2004 | 45 |
| 2012 | 46 |
| 2017 | 45 |
| 2018 | 48 |
| 2019 | 46 |
| 2021 | 50 |
| 2022 | 46 |
| 2025 | 50 |

- Excluding the shortened 2020 season, the Razorbacks are the only SEC team, and one of only two teams in the country (also Southern Miss), to record 40-plus wins in each of the last eight full seasons.

| Season | Overall Wins | SEC Wins |
|--------|--------------|----------|
| 2017 | 45 | 18 |
| 2018 | 48 | 18 |
| 2019 | 46 | 20 |
| 2021 | 50 | 22 |
| 2022 | 46 | 18 |
| 2023 | 43 | 20 |
| 2024 | 44 | 20 |
| 2025 | 50 | 20 |

IT JUST MEANS MORE WINS

- Arkansas, winners of a program-record 12 consecutive SEC games in 2025, has won 18 or more SEC games in eight consecutive seasons.
- LSU is the only other team in SEC history to record at least eight consecutive seasons of 18-plus SEC victories (10 from 1996-2005).
- By going 11-1 thru its first 12 SEC games in 2025, Arkansas went 8-4 or better in SEC play for the eighth consecutive seasons (2017-present).
- It represents the best stretch of starting 8-4 or better in SEC play by a team since LSU did so in eight consecutive seasons from 1991-98.

THE BIG TWO-0

- Arkansas has finished with 20 or more SEC victories in a season six times in program history, including five times under Dave Van Horn.

| Year | SEC Record (Finish) |
|------|--|
| 1999 | 22-8 (SEC overall champions) |
| 2019 | 20-10 (SEC Western Division champions) |
| 2021 | 22-8 (SEC overall champions) |
| 2023 | 20-10 (SEC overall champions) |
| 2024 | 20-10 (SEC Western Division champions) |
| 2025 | 20-10 (2nd overall) |

- Arkansas hit the 20-win mark in SEC play for the third consecutive seasons in 2025, becoming the first SEC team in history to win 20 or more league games in five of six seasons. Arkansas is one of three SEC teams in history along with Tennessee (1993-95) and LSU (1996-98) to record three consecutive 20-win seasons in league play.

GONE STREAKING

- Arkansas has recorded 11 winning streaks of 10 or more games since head coach Dave Van Horn took over at the helm of the program.

| Winning Streak | Dates |
|----------------|------------------------------|
| 16 | March 7, 2020-March 13, 2021 |
| 15 | Feb. 25-March 22, 2024 |
| 15 | March 1-28, 2023 |
| 13 | April 3-23, 2010 |
| 12 | Feb. 14-March 11, 2025 |
| 12 | March 5-25, 2022 |
| 12 | Feb. 11-March 8, 2005 |
| 11 | March 26-April 12, 2024 |
| 10 | May 16-June 5, 2021 |
| 10 | March 4-21, 2012 |
| 10 | Feb. 11-March 5, 2003 |

- The Razorbacks' 15-game winning streaks in 2023 and 2024 were their longest in-season winning streak of the Van Horn era.
- They were also the longest in-season winning streaks in program history since the Hogs won the first 18 games of the 1996 season.

MIDWEEK MAGIC

- Arkansas is 5-1 in midweek games in the 2026 campaign with wins over Tarleton State (Feb. 16), Arkansas State (Feb. 25), Oral Roberts (March 3) and Northern Colorado (March 17-18).
- The Hogs, who finished 11-1 in midweek games in 2025, had won 18 consecutive midweek matchups before their streak was snapped in a 14-13 extra-inning loss against Missouri State on March 25, 2025.
- Arkansas has gone unbeaten in midweeks twice in the DVH era.
- In 2024 (12-0), the Hogs secured midweek wins against Grambling, UCA, Oral Roberts, Little Rock, Arkansas State and UAPB as well as three two-game midweek series sweeps over San Jose State, Texas Tech and Missouri State to finish with a perfect 12-0 midweek record.
- In 2005 (9-0), Dave Van Horn's third season, Arkansas picked up midweek wins against Centenary (2), Missouri State (2), Northern Colorado (2), Oral Roberts (2) and Oklahoma State (1).



HISTORY MADE AT HOME

- Arkansas maintains an overall record of 746-252 (.747) in Baum-Walker Stadium's 31-year history. The 2025 campaign marked the 30th season in the history of the stadium, which opened in 1996.
- With a win against Creighton in last year's NCAA Fayetteville Regional, the Razorbacks won their 35th game of the season inside the friendly confines of Baum-Walker Stadium, breaking their single-season program record of 34 home wins set in 2018 and 2024.
- After sweeping Tennessee in last year's NCAA Fayetteville Super Regional, Arkansas finished 2025 with 37 wins at Baum-Walker Stadium, the most home wins in a season in program history.
- Excluding 2020, Arkansas has won 28 or more home games in eight straight seasons, including a program-best 37 wins in 2025.

| Year | Home Record | Overall Record (Postseason) |
|------|-------------|------------------------------|
| 2017 | 29-8 | 45-19 (Regional) |
| 2018 | 34-4 | 48-21 (College World Series) |
| 2019 | 33-7 | 46-20 (College World Series) |
| 2021 | 30-8 | 50-13 (Super Regional) |
| 2022 | 28-7 | 46-21 (College World Series) |
| 2023 | 32-6 | 43-18 (Regional) |
| 2024 | 34-5 | 44-16 (Regional) |
| 2025 | 37-4 | 50-13 (College World Series) |

HOME SWEET BAUM-WALKER

- In order of winning percentage, here are the Razorbacks' top records at home since Baum-Walker Stadium opened in 1996.

| Year | Home Record | Winning Percentage |
|------|-------------|--------------------|
| 2025 | 37-4 | .902 |
| 2018 | 34-4 | .895 |
| 2024 | 34-5 | .872 |
| 2023 | 32-6 | .842 |
| 2019 | 33-7 | .825 |
| 2004 | 31-7 | .816 |
| 2022 | 28-7 | .800 |

J.B. & JOHNELLE HUNT FAMILY BASEBALL DEVELOPMENT CENTER

- The J.B. & Johnelle Hunt Family Baseball Development Center is a \$27-million, 49,000-square foot baseball performance facility, providing players with an expanded locker room, team meeting room, strength & conditioning center, training room, nutrition center, pitching development center and an in-venue batting tunnel.
- The one-of-a-kind facility, which opened ahead of the 2022 campaign, sits in the right-field corner of Baum-Walker Stadium.
- It also includes a tunnel to connect the facility to the first-base dugout and postgame press conference room.

PROHOGS

- Seven (7) former Razorbacks appeared in at least one Major League Baseball game during the 2025 campaign.

| Player | Team | Draft Year |
|-------------------|----------------------|------------|
| Jalen Beeks | Arizona Diamondbacks | 2014 |
| Andrew Benintendi | Chicago White Sox | 2015 |
| Isaiah Campbell | Boston Red Sox | 2019 |
| Dominic Fletcher | Chicago White Sox | 2019 |
| Heston Kjerstad | Baltimore Orioles | 2020 |
| James McCann | Arizona Diamondbacks | 2011 |
| Ryne Stanek | New York Mets | 2013 |

- Six (6) former Razorbacks have won a World Series championship.

| Player | Team | Year |
|-------------------|---------------------|------|
| Dick Hughes | St. Louis Cardinals | 1967 |
| Eric Hinske (2x) | Boston Red Sox | 2007 |
| | New York Yankees | 2009 |
| Dallas Keuchel | Houston Astros | 2017 |
| Andrew Benintendi | Boston Red Sox | 2018 |
| Drew Smyly | Atlanta Braves | 2021 |
| Ryne Stanek | Houston Astros | 2022 |

MLB DRAFT FACTS

- Arkansas has had a player selected in each of the past 51 MLB drafts dating back to 1975. The Hogs have had double-digit players selected in a draft on four occasions: 1985 (10), 2013 (11), 2018 (11) and 2025 (11).
- In 2025, a program-record four Razorbacks heard their names called in the first round of the MLB draft - RHP Gage Wood (No. 26 overall, Philadelphia Phillies), INF Wehiwa Aloy (No. 31 overall, Baltimore Orioles), LHP Zach Root (No. 40 overall, Los Angeles Dodgers) and OF Charles Davalan (No. 41 overall, Los Angeles Dodgers).
- Since Nate Thompson's first season as the Razorbacks' recruiting coordinator in 2018, no school in the country has had more overall draft selections than Arkansas (64).
- Under Matt Hobbs, Arkansas has had 30 pitchers selected in the MLB draft, including 22 pitchers taken in the first 10 rounds, since 2019.





Arkansas pitching coach **Matt Hobbs** has developed 10 All-Americans, 10 All-SEC honorees and 30 MLB draft picks since joining the program prior to the 2019 season.

MATT HOBBS: 2024 DIBASEBALL ASSISTANT COACH OF THE YEAR

- Arkansas assistant coach Matt Hobbs is nationally regarded as one of the best pitching minds in all of college baseball.
- Hobbs, now in his eighth season as pitching coach in 2026, was named the 2024 DIBaseball Assistant Coach of the Year after guiding his staff to a historic and record-breaking campaign in 2024.
- Since joining Arkansas as the pitching coach prior to the 2019 campaign, Hobbs has helped develop:

- 1 Golden Spikes Award winner
- 1 Dick Howser Trophy winner
- 10 All-Americans
- 10 All-SEC honorees, including 2 SEC pitchers of the year
- 30 MLB draft selections, including 22 top 10 rounders

- RHP Kevin Kopps emerged as the best player in the country in 2021, winning both the Golden Spikes Award and Dick Howser Trophy. LHP Hagen Smith was the unanimous national pitcher of the year in 2024.
- With Hobbs' help, Smith solidified his status as one of the greatest pitchers in Razorback history, concluding his career as the program's all-time strikeout king and single-season strikeout leader, and departing as the highest-drafted pitcher in school history when he was selected fifth overall by the Chicago White Sox in the 2024.
- Since Hobbs joined the Razorback coaching staff, Arkansas has made three trips to the College World Series (2019, 2022, 2025), clinched a pair of overall SEC championships (2021, 2023) and captured four SEC Western Division titles (2019, 2021, 2023, 2024).
- Additionally, the Hogs won Collegiate Baseball's national recruiting championship for the first time in program history in 2023 as Arkansas' star-studded recruiting class was named the nation's best.



Arkansas is one of only four schools in college baseball history as well as the only SEC program to claim three or more Golden Spikes Award winners.

GOLDEN HOGS

- In 2025, INF Wehiwa Aloy was named the 47th winner of the Golden Spikes Award, which recognizes the top amateur baseball player in the United States based on their athletic ability, sportsmanship, character and overall contribution to the sport.
- Aloy, the first Hawaiian-born player to win the Golden Spikes Award and the first player born outside the U.S. mainland to accomplish the feat, became Arkansas' third award winner in program history, joining OF Andrew Benintendi (2015) and RHP Kevin Kopps (2021).
- Arkansas is one of four schools in college baseball history and the only SEC team with three-plus Golden Spikes Award winners: Florida State (4), Arizona State (3), **Arkansas (3)**, Cal State Fullerton (3).
- Since 2015, Arkansas is the only school in the country with multiple Golden Spikes Award winners (3).
- Aloy started all 65 games at shortstop last season and turned in one of the best offensive campaigns in Razorback history, leading the team in nearly every major category: slugging (.673), on-base plus slugging (1.107), hits (93), runs (81), doubles (19), triples (2), home runs (21), extra-base hits (42), multi-hit games (30), total bases (179).
- Aloy, playing alongside his younger brother Kuhio, finished second on the Razorbacks in batting average (.350), RBI (68), multi-RBI games (18), hit-by-pitches (10) and stolen bases (9). His numbers in total bases (No. 3), home runs (No. 4), runs scored (No. 4), extra-base hits (No. 5) and hits (No. 6) all finished ranked among the top 10 in the program's single season record book. Defensively, Aloy dazzled with just five errors in 229 total chances (.978 fielding percentage) while helping turn 31 double plays during the 2025 campaign.
- Aloy's historic season was capped off by a semifinal run with the 50-win Razorbacks in the College World Series, their 12th trip in program history and first since 2022.



BAUM-WALKER STADIUM RECORDS

13,472

SINGLE-GAME ATTENDANCE (2018)

10,376

SINGLE-SEASON AVERAGE (2022)

407,196

SINGLE-SEASON TICKETS (2025)

746

WINS AT BAUM-WALKER STADIUM

34,796

3-GAME SERIES ATTENDANCE (2022)

ARKANSAS YEAR-BY-YEAR RESULTS AT BAUM-WALKER STADIUM

| | | | | | | | | | |
|--------------------------------|--------------------------------|-------------------------------|--------------------------------|--------------------------------|-------------------------------|--------------------------------|-------------------------------|--------------------------------|--------------------------------|
| 1996 6-3 (.667) | 1997 26-7 (.788) | 1998 22-9 (.710) | 1999 26-7 (.788) | 2000 15-19 (.441) | 2001 19-6 (.760) | 2002 18-12 (.600) | 2003 22-8 (.733) | 2004 31-8 (.795) | 2005 19-9 (.679) |
| 2006 21-8 (.724) | 2007 23-10 (.697) | 2008 24-9 (.727) | 2009 21-12 (.636) | 2010 29-9 (.763) | 2011 24-7 (.774) | 2012 28-8 (.778) | 2013 24-9 (.727) | 2014 25-10 (.714) | 2015 23-12 (.657) |
| 2016 19-14 (.576) | 2017 29-8 (.784) | 2018 34-4 (.895) | 2019 33-7 (.825) | 2020 11-2 (.846) | 2021 30-8 (.790) | 2022 28-7 (.800) | 2023 32-6 (.842) | 2024 34-5 (.872) | 2025 37-4 (.902) |
| 2026 13-5 (.722) | | | | | | | | | |

Top 20 All-Time Crowds (tickets sold/distributed)

| | | |
|-----------------------|--------|----------------|
| 1. USC | 13,472 | March 3, 2018 |
| 2. Mississippi State | 12,589 | April 25, 2015 |
| 3. South Alabama | 12,006 | March 7, 2020 |
| 4. LSU | 11,827 | April 8, 2017 |
| 5. Tennessee | 11,787 | April 26, 2019 |
| 6. Vanderbilt | 11,772 | May 13, 2022 |
| 7. Vanderbilt | 11,761 | May 14, 2022 |
| 8. Auburn | 11,742 | April 26, 2014 |
| 9. Ole Miss | 11,736 | April 30, 2022 |
| 10. LSU | 11,714 | May 10, 2019 |
| 11. Ole Miss | 11,651 | April 29, 2022 |
| 12. Tennessee | 11,594 | April 27, 2019 |
| 13. Mississippi State | 11,548 | April 1, 2022 |
| 14. Mississippi State | 11,522 | April 2, 2022 |
| 15. LSU | 11,462 | April 9, 2011 |
| 16. Arizona State | 11,434 | April 8, 2009 |
| 17. Mississippi State | 11,415 | April 3, 2022 |
| 18. Ole Miss | 11,409 | May 1, 2022 |
| 19. Ole Miss* | 11,383 | June 9, 2019 |
| 20. Ole Miss* | 11,350 | June 8, 2019 |

* - NCAA Super Regional; ^ - NCAA Regional

Top 20 All-Time Crowds (actual)

| | | |
|-----------------------|--------|----------------|
| 1. Missouri State* | 12,167 | June 6, 2015 |
| 2. Missouri State* | 11,869 | June 5, 2015 |
| 3. South Carolina* | 11,722 | June 9, 2018 |
| 4. Missouri State* | 11,694 | June 7, 2015 |
| 5. South Carolina* | 11,481 | June 10, 2018 |
| 6. South Carolina* | 11,217 | June 11, 2018 |
| 7. LSU | 11,103 | April 9, 2011 |
| 8. Arizona State | 11,014 | April 8, 2009 |
| 9. Oral Roberts^ | 11,088 | June 2, 2017 |
| 10. LSU | 10,987 | April 8, 2017 |
| 11. Mississippi State | 10,837 | April 25, 2015 |
| 12. Mississippi State | 10,784 | April 16, 2011 |
| 13. USC | 10,732 | March 3, 2018 |
| 14. LSU | 10,581 | May 5, 2007 |
| 15. Texas A&M | 10,477 | April 20, 2013 |
| 16. Missouri State^ | 10,369 | June 3, 2017 |
| 17. Missouri State^ | 10,273 | June 5, 2017 |
| 18. Central Michigan | 10,219 | Feb. 20, 2016 |
| 19. Auburn | 10,217 | April 26, 2014 |
| 20. Southern Miss^ | 10,213 | June 2, 2018 |

* - NCAA Super Regional; ^ - NCAA Regional

2025 NCAA TOTAL HOME ATTENDANCE LEADERS

| Team | Average | Total | Games |
|----------------------|--------------|----------------|-----------|
| 1. LSU | 11,186 | 458,606 | 41 |
| 2. Arkansas | 9,932 | 407,196 | 41 |
| 3. Ole Miss | 9,566 | 344,364 | 36 |
| 4. Mississippi State | 11,000 | 330,009 | 30 |
| 5. South Carolina | 7,183 | 251,414 | 35 |
| 6. Texas | 7,164 | 250,754 | 35 |
| 7. Tennessee | 5,596 | 235,035 | 42 |
| 8. Florida | 6,303 | 226,903 | 36 |
| 9. Texas A&M | 6,076 | 206,577 | 34 |
| 10. Auburn | 5,603 | 201,703 | 36 |
| 11. Florida State | 5,514 | 187,484 | 34 |
| 12. Clemson | 5,028 | 181,023 | 36 |
| 13. Southern Miss | 5,080 | 177,807 | 35 |
| 14. Hawaii | 3,929 | 137,509 | 35 |
| 15. East Carolina | 4,515 | 135,461 | 30 |
| 16. Vanderbilt | 3,610 | 129,977 | 36 |
| 17. North Carolina | 3,334 | 126,694 | 38 |
| 18. Virginia | 4,482 | 125,499 | 28 |
| 19. Alabama | 3,857 | 123,434 | 32 |
| 20. Arizona State | 3,365 | 121,141 | 36 |



SERIES HISTORY

INSIDE THE SERIES (SINCE 1947): SOUTH CAROLINA

Overall Series Record: 51-38
Record in Fayetteville, Ark.: 27-13
Record in Columbia, S.C.: 18-18
Record at Neutral Sites: 6-7

IN THE DVH ERA (2003-PRESENT): SOUTH CAROLINA

Overall Series Record: 35-24
Record in Fayetteville, Ark.: 17-10
Record in Columbia, S.C.: 14-10
Record at Neutral Sites: 4-4

Previous 10 meetings (Arkansas leads, 7-3)

Table with 4 columns: DATE, SITE, W/L, SCORE. Lists 10 recent meetings between South Carolina and Arkansas.

BOX SCORE FROM PREVIOUS MEETING



2025 Arkansas Baseball
South Carolina at #3 Arkansas
Mar 23, 2025 at Fayetteville, Ark. (Baum-Walker Stadium)



South Carolina 4 (17-8,1-5 SEC)

Arkansas 11 (23-2,5-1 SEC)

Box score table for South Carolina players including stats like at-bats, runs, hits, RBIs, etc.

Box score table for Arkansas players including stats like at-bats, runs, hits, RBIs, etc.

Score by Innings table showing runs, hits, errors for both teams across 9 innings.

E - Braland(1). DP - Arkansas 2. LOB - SC 8; Arkansas 10. 2B - Stone(2); Tippett(3). HR - Hall(3); Hollins(1); Davalan(7); Iredale(9); Helfrick 2(5); Thomas Jr.(3). HBP - Hollins; Stone; K. Aloy. SH - Braland(2); Maxwell(1); Thomas Jr.(2). SF - Iredale(5). CS - Hall(2). Reached on CI - Maxwell.

Pitching log for South Carolina showing pitcher names and their statistics.

Pitching log for Arkansas showing pitcher names and their statistics.

Win - Coil (2-0). Loss - Sweeney (0-2). Save - None.
HBP - by Pitzer (K. Aloy); by Foutch (Hollins); by Coil (Stone). CI - Braland. Inherited runners/scored: Pitzer 1/0; Garino 1/1; Coil 2/2. Pitches/strikes: J. Evans 73/51; Pitzer 27/17; Marlatt 45/23; Sweeney 12/5; Garino 31/15; Beidelschies 63/42; Bybee 11/9; Foutch 3/1; Coil 30/23; Wiggins 13/11.

Umpires - HP: Hank Himmanen 1B: Michael Dorantes 2B: Jeff Head 3B: Will Van Raaphorst
Start: 2:02 pm Time: 3:11 Attendance: 9367
Weather: High 60s, overcast, 16 mph NW
J. Evans faced 1 batter in the 4th.
Foutch faced 2 batters in the 7th.
Sweeney faced 3 batters in the 8th.



HONORS & AWARDS

OF Kuhio Aloy

NCBWA Preseason All-American (Third Team)
Coaches Preseason All-SEC (Second Team)

INF Carson Brumbaugh

D1Baseball Preseason SEC Freshman of the Year
Perfect Game Preseason SEC Freshman of the Year
Baseball America Preseason Freshman of the Year Award Watch List

LHP Parker Coil

NCBWA Stopper of the Year Award Preseason Watch List

LHP Colin Fisher

SEC Pitcher of the Week (Feb. 23)
NCBWA National Co-Pitcher of the Week (Feb. 24)
College Baseball Foundation National Pitcher of the Year Award Watch List

RHP Gabe Gaeckle

Baseball America Preseason All-American (First Team)
Perfect Game Preseason All-American (Second Team)
Coaches Preseason All-SEC (Second Team)
Perfect Game Preseason All-SEC (First Team)
Golden Spikes Award Preseason Watch List
Baseball America Preseason College Pitcher of the Year Award Watch List
College Baseball Foundation National Pitcher of the Year Award Watch List

C Ryder Helfrick

Baseball America Preseason All-American (Second Team)
D1Baseball Preseason All-American (First Team)
NCBWA Preseason All-American (Second Team)
Coaches Preseason All-SEC (First Team)
Golden Spikes Award Preseason Watch List
Baseball America Preseason College Player of the Year Award Watch List
Bobby Bragan National Collegiate Slugger Award Watch List
Buster Posey National Collegiate Catcher of the Year Award Preseason Watch List

INF Camden Kozeal

Baseball America Preseason All-American (Third Team)
NCBWA Preseason All-American (First Team)
Coaches Preseason All-SEC (First Team)
Baseball America National Team of the Week (Week 2)

OF Maika Niu

Perfect Game Preseason All-American (Third Team)
Perfect Game Preseason All-SEC (First Team)

RHP Carson Wiggins

Baseball America Preseason All-American (First Team)
NCBWA Stopper of the Year Award Preseason Watch List



A nation-leading four Razorbacks, including **Gabe Gaeckle** (first team), **Carson Wiggins** (first team), **Ryder Helfrick** (second team) and **Camden Kozeal** (third team), were named preseason All-Americans by Baseball America. Baseball America's preseason All-America teams are voted on and selected by scouting departments of MLB organizations.



STANDINGS

| | SEC | Pct. | GB | All | Pct. | Home | Away | Neutral | Top 25 | Top 10 | L10 | Streak |
|-------------------|------------|-------------|------------|-------------|-------------|-------------|------------|------------|------------|------------|------------|-----------|
| Auburn | 3-0 | 1.000 | - | 18-2 | .900 | 12-2 | 3-0 | 3-0 | 3-0 | 2-0 | 10-0 | W11 |
| Florida | 3-0 | 1.000 | - | 19-3 | .864 | 16-3 | 3-0 | 0-0 | 3-0 | 0-0 | 8-2 | W6 |
| Kentucky | 3-1 | .750 | 0.5 | 18-3 | .857 | 12-1 | 6-2 | 0-0 | 0-1 | 0-0 | 9-1 | L1 |
| Arkansas | 2-1 | .667 | 1.0 | 16-6 | .727 | 13-5 | 0-0 | 3-1 | 2-2 | 2-2 | 7-3 | W3 |
| Georgia | 2-1 | .667 | 1.0 | 18-4 | .818 | 17-4 | 1-0 | 0-0 | 2-1 | 0-0 | 8-2 | W3 |
| Texas | 2-1 | .667 | 1.0 | 18-2 | .900 | 14-2 | 1-0 | 3-0 | 3-1 | 1-0 | 8-2 | L1 |
| Vanderbilt | 2-1 | .667 | 1.0 | 13-9 | .591 | 12-4 | 0-0 | 1-5 | 2-3 | 0-1 | 6-4 | L2 |
| LSU | 2-2 | .500 | 1.5 | 16-7 | .696 | 12-4 | 1-3 | 3-0 | 1-0 | 1-0 | 5-5 | W3 |
| Ole Miss | 2-2 | .500 | 1.5 | 18-5 | .783 | 16-0 | 1-3 | 1-2 | 2-4 | 1-4 | 7-3 | W2 |
| Oklahoma | 2-2 | .500 | 1.5 | 17-5 | .773 | 13-3 | 0-2 | 4-0 | 3-2 | 1-0 | 7-3 | L2 |
| Mississippi State | 1-2 | .333 | 2.0 | 17-4 | .810 | 13-0 | 1-3 | 3-1 | 1-4 | 1-4 | 6-4 | W1 |
| Tennessee | 1-2 | .333 | 2.0 | 15-6 | .714 | 12-3 | 1-2 | 2-1 | 1-3 | 1-3 | 7-3 | W1 |
| Texas A&M | 1-2 | .333 | 2.0 | 17-3 | .850 | 14-0 | 1-2 | 2-1 | 1-3 | 1-3 | 8-2 | W1 |
| Alabama | 0-3 | .000 | 3.0 | 15-7 | .682 | 11-1 | 2-5 | 2-1 | 1-4 | 0-1 | 6-4 | L4 |
| Missouri | 0-3 | .000 | 3.0 | 15-6 | .714 | 10-3 | 0-2 | 5-1 | 0-3 | 0-3 | 6-4 | L4 |
| South Carolina | 0-3 | .000 | 3.0 | 12-10 | .545 | 11-4 | 1-5 | 0-1 | 1-5 | 0-0 | 5-5 | L5 |

SCHEDULE/RESULTS

Tuesday, March 17

at #5 Georgia 8, The Citadel 5
 at South Alabama 6, Alabama 3
 at #4 Auburn 9, #3 Georgia Tech 2
 at #6 Mississippi State 17, Jackson State 1 (7 inn.)
 at #21 Tennessee 10, Eastern Kentucky 3
 at #14 Florida 10, Stetson 1
 Charlotte 11, at South Carolina 8
at #4 Arkansas 13, Northern Colorado 2 (8 inn.)
 at Southeastern Louisiana 3, #7 Oklahoma 0
 at #21 Texas A&M 9, Texas State 6
 Indiana 5, at Vanderbilt 1
 at #20 LSU 7, Grambling 1
 at #19 Ole Miss 9, Austin Peay 5
 Tarleton State 6, at #2 Texas 1
 Marshall at #15 Kentucky - postponed

Wednesday, March 18

at #4 Arkansas 9, Northern Colorado 4
 at Kansas 10, Missouri 0 (7 inn.)

Thursday, March 19

*at #19 Ole Miss 5, #15 Kentucky 0
 *at #20 LSU 7, #7 Oklahoma 1

Friday, March 20

*Missouri at #21 Tennessee - 6:30 p.m. [SECN+]
 *#14 Florida at Alabama - 7 p.m. [SECN+]
***#4 Arkansas at South Carolina - 7 p.m. [SECN+]**
 *#2 Texas at #4 Auburn - 7 p.m. [SECN+]
 *#5 Georgia at #21 Texas A&M - 7 p.m. [SECN+]
 *#15 Kentucky at #19 Ole Miss - 7:30 p.m. [SECN+]
 *#7 Oklahoma at #20 LSU - 7:30 p.m. [SECN+]
 *Vanderbilt at #6 Mississippi State - 8 p.m. [SECN]

Saturday, March 21

*#15 Kentucky at #19 Ole Miss - 2:30 p.m. [SECN+]
 *#14 Florida at Alabama - 3 p.m. [SECN+]
 *#5 Georgia at #21 Texas A&M - 3 p.m. [SECN+]
 *#7 Oklahoma at #20 LSU - 3 p.m. [SECN+]
***#4 Arkansas at South Carolina - 4 p.m. [SECN+]**
 *Missouri at #21 Tennessee - 6 p.m. [SECN+]
 *#2 Texas at #4 Auburn - 7 p.m. [SECN+]
 *Vanderbilt at #6 Mississippi State - 7 p.m. [SECN+]

Sunday, March 22

*#14 Florida at Alabama - 1 p.m. [SECN]
 *Missouri at #21 Tennessee - 1 p.m. [SECN+]
***#4 Arkansas at South Carolina - 1:30 p.m. [SECN+]**
 *Vanderbilt at #6 Mississippi State - 2 p.m. [SECN+]
 *#2 Texas at #4 Auburn - 3 p.m. [SECN+]
 *#6 Georgia at #21 Texas A&M - 4 p.m. [SECN]

Next Weekend In The SEC (March 26-29)

*Oklahoma at Texas - Thursday-Saturday series
 *Auburn at Alabama
***Florida at Arkansas**
 *South Carolina at Georgia
 *Kentucky at LSU
 *Mississippi State at Ole Miss
 *Texas A&M at Missouri
 *Tennessee at Vanderbilt

All times Eastern; Rankings reflect highest among major polls; *SEC game

ACTIVE CAREER LEADERS

Hits

| | | |
|-----|---------------------------------|------------|
| 1. | Daniel Pacella*, Ole Miss | 217 |
| | Zach Yorke*, LSU | 217 |
| 3. | Kolby Branch*, Georgia | 213 |
| | Luke Lawrence*, Kentucky | 213 |
| 5. | Tyler Cerny*, Kentucky | 209 |
| 6. | Blake Bevis*, Mississippi State | 201 |
| 7. | Zack Stewart*, Arkansas | 196 |
| 8. | Gehrig Frei*, Mississippi State | 192 |
| | Mike Mancini*, Vanderbilt | 192 |
| 10. | Michael O'Shaughnessy*, Georgia | 191 |

Triples

| | | |
|----|-------------------------------|----------|
| 1. | Maika Niu*, Arkansas | 9 |
| 2. | Aiden Robbins*, Texas | 8 |
| 3. | Mike Mancini*, Vanderbilt | 7 |
| | Ethan Mendoza*, Texas | 7 |
| | Ethan Lizama*, South Carolina | 7 |
| | Brennan Holt*, Alabama | 7 |
| 7. | Luke Lawrence*, Kentucky | 6 |
| | Tyler Cerny*, Kentucky | 6 |
| | Caden Sorrell, Texas A&M | 6 |
| | Steven Milam, LSU | 6 |

Home Runs

| | | |
|-----|---------------------------------|-----------|
| 1. | Daniel Pacella*, Ole Miss | 51 |
| 2. | Zack Stewart*, Arkansas | 48 |
| 3. | Kolby Branch*, Georgia | 44 |
| 4. | Blake Bevis*, Mississippi State | 43 |
| 5. | Michael O'Shaughnessy*, Georgia | 40 |
| | Daniel Jackson*, Georgia | 40 |
| 7. | Lucas Steele*, Auburn | 39 |
| | Judd Utermark, Ole Miss | 39 |
| 9. | Justin Lebron, Alabama | 38 |
| 10. | Brayden Simpson*, LSU | 37 |

RBI

| | | |
|----|---------------------------------|------------|
| 1. | Daniel Pacella*, Ole Miss | 186 |
| 2. | Michael O'Shaughnessy*, Georgia | 171 |
| 3. | Zach Yorke*, LSU | 167 |
| 4. | Lucas Steele*, Auburn | 164 |
| 5. | Kolby Branch*, Georgia | 161 |
| 6. | Blake Bevis*, Mississippi State | 155 |
| | Zack Stewart*, Arkansas | 155 |
| 8. | Tyler Cerny*, Kentucky | 142 |
| 9. | Brayden Simpson*, LSU | 141 |
| | Daniel Jackson*, Georgia | 141 |

Walks

| | | |
|----|---------------------------------|-----------|
| 1. | Zach Yorke*, LSU | 140 |
| 2. | Kolby Branch*, Georgia | 118 |
| 3. | Mike Mancini*, Vanderbilt | 117 |
| 4. | Talmadge LeCroy, South Carolina | 114 |
| 5. | Lucas Steele*, Auburn | 102 |
| 6. | Will Furniss, Ole Miss | 100 |
| 7. | Michael O'Shaughnessy*, Georgia | 93 |
| 8. | Damian Ruiz*, Arkansas | 88 |
| 9. | Blake Cyr*, Florida | 87 |
| | Steven Milam, LSU | 87 |
| | Ryan Black*, Georgia | 87 |

Saves

| | | |
|-----|-------------------------------|----------|
| 1. | Bryce Calloway*, Georgia | 13 |
| | Ethan Harden*, Auburn | 13 |
| | Ryan Hetzler*, Auburn | 13 |
| | Jackson Cleveland*, Oklahoma | 13 |
| 5. | Jacob Faulkner*, Vanderbilt | 12 |
| | Kaden Humphrey*, Alabama | 12 |
| 7. | Bo Rhudy*, Tennessee | 11 |
| 8. | Ian Lohse, Missouri | 10 |
| 9. | Gabe Gaeckle, Arkansas | 9 |
| 10. | Miller Green, Vanderbilt | 8 |
| | Zac Cowan*, LSU | 8 |
| | Juan Vargas*, Texas A&M | 8 |

Strikeouts

| | | |
|-----|-------------------------------|------------|
| 1. | Hunter Elliott, Ole Miss | 254 |
| 2. | Zac Cowan*, LSU | 251 |
| 3. | Matt Scott*, Georgia | 245 |
| 4. | Ruger Riojas*, Texas | 244 |
| 5. | Caden Aoki*, Georgia | 233 |
| 6. | Liam Peterson, Florida | 217 |
| 7. | Evan Blanco*, Tennessee | 200 |
| 8. | Connor Fennell*, Vanderbilt | 188 |
| 9. | Gabe Gaeckle, Arkansas | 180 |
| 10. | Teddy Brennan*, Georgia | 173 |

* - Indicates stats from a previous non-SEC school are included

A ||| QUICK FACTS

GENERAL INFORMATION

| | |
|--------------------------------|--------------------------------------|
| Location..... | Fayetteville, Ark. |
| Founded..... | 1871 |
| Enrollment..... | 34,000 |
| Nickname..... | Razorbacks |
| School Colors..... | Cardinal (PMS 201) and White |
| Conference..... | Southeastern (SEC) |
| System President..... | Jay B. Silveria (Air Force, 1985) |
| Chancellor..... | Dr. Charles Robinson (Houston, 1987) |
| Athletics Director..... | Hunter Yurachek (Guilford, 1990) |
| Faculty Athletic Rep..... | Paul Adams (LSU, 1992) |
| Athletics Website..... | ArkansasRazorbacks.com |
| Athletic Department Phone..... | (479) 575-6533 |
| Ticket Office Phone..... | (479) 575-5151 |

BAUM-WALKER STADIUM

| | |
|-----------------------------|--|
| Home Facility..... | Baum-Walker Stadium at George Cole Field |
| Capacity..... | 11,121 (8,237 Chairbacks) |
| All-Time Record..... | 746-252 (31 seasons, .747) |
| Largest Crowd (actual)..... | 12,167 vs. Missouri State (June 6, 2015) |
| Stadium Opening..... | April 13, 1996 |
| Dedication..... | May 3, 1996 |
| Field Dimensions..... | LL - 320, LC - 375, CF - 400, RC - 365, RL - 312 |
| Surface..... | Hybrid Bermuda grass |

COACHES & SUPPORT STAFF

| | |
|--|--|
| Head Coach..... | Dave Van Horn (Arkansas, 1988) |
| Record at Arkansas..... | .949-478 (24 seasons, .665) |
| Overall Division I Record..... | 1,269-635 (32 seasons, .667) |
| Overall as a Head Coach..... | 1,534-718 (38 seasons, .681) |
| DI Postseason Appearances (Total/at Arkansas)..... | 25/21 |
| College World Series Appearances (Total/at Arkansas)..... | 10/8 |
| (Neb: 2001, 2002; Ark: 2004, 2009, 2012, 2015, 2018, 2019, 2022, 2025) | |
| Assistant Coach/Recruiting Coordinator..... | Nate Thompson (Dallas Baptist, 2006) |
| Assistant Coach..... | Matt Hobbs (Missouri, 2002) |
| Assistant Coach..... | Bobby Wernes (Arkansas, 2018) |
| Student Assistant Coach..... | Hudson Polk (Arkansas, 2024) |
| Director of Operations..... | Clay Goodwin (Arkansas, 2005) |
| Director of Strength & Conditioning..... | Hunter Bell (Arkansas-Monticello, 2018) |
| Director of Pitching Development..... | Zach Barr (Arkansas, 2017) |
| Director of Baseball Analytics..... | DJ Baxendale (Arkansas, 2019) |
| Athletic Trainer..... | Corey Wood (East Carolina, 2008) |
| Equipment Manager..... | Mark Taylor (Ouachita Baptist, 1988) |
| Strength & Conditioning Assistant..... | Rocco Peppi (Fresno State, 2024) |
| Analytics Assistant..... | John McElroy (Arkansas, 2023) |
| Quality Control Coach..... | Matthew Schluterman (Arkansas, 2024) |
| Student Managers..... | Tyler McNeil, Anthony Sanchez, Crew Tidwell, Trip Wright |
| Bullpen Catcher..... | Hayden Schnitker |
| Analytics Intern..... | Jackson Handler |
| Sports Information Director..... | Oliver Grigg (Tulane, 2017) |
| Academics Director..... | Jonathan Burgess (Central Arkansas, 2015) |
| Sport Administrator..... | Dan Trump (Arkansas, 1992) |
| Administrative Assistant..... | Kelly Moore (Arkansas, 2004) |

HISTORY

| | |
|--|---------------------------------------|
| First Year of Arkansas Baseball..... | 1897 |
| Years of Varsity Baseball at Arkansas..... | 104 |
| (1897, 1901-03, 05, 08-16, 19-20, 22-29, 47-2026) | |
| All-Time Program Record..... | 2,502-1,498-6 (.625) |
| All-Time Conference Record/Years..... | SEC: 519-444 (.539)/34 |
| SWC: 249-190 (.567)/23 | |
| Combined: 768-634 (.547)/57 | |
| Conference Titles/Years..... | SEC Overall: 4/1999, 2004, 2021, 2023 |
| SEC Western Division: 9/1999, 2004, 2007, 2011, 2018, 2019, 2021, 2023, 2024 | |
| SWC: 2/1989, 1990 | |
| Conference Tournament Record/Years..... | SEC: 40-48 (.455)/29 |
| SWC: 18-25 (.419)/14 | |
| Combined: 58-73 (.443)/43 | |
| Conference Tournament Titles/Years..... | SEC: 1/2021 |
| SWC: 1/1985 | |
| NCAA Postseason Appearances..... | 36 |
| (1973, 79-80, 83, 85-90, 95-96, 98-99, 2002-15, 2017-19, 2021-25) | |
| NCAA Postseason Record..... | 110-81 (.576) |
| College World Series Appearances..... | 12 |
| (1979, 1985, 1987, 1989, 2004, 2009, 2012, 2015, 2018, 2019, 2022, 2025) | |
| College World Series Record..... | 20-24 (.455) |
| NCAA Super Regional Appearances..... | 11 |
| (2002, 2004, 2009, 2010, 2012, 2015, 2018, 2019, 2021, 2022, 2025) | |
| NCAA Super Regional Record..... | 18-10 (.643) |
| NCAA Regional Appearances..... | 35 |
| NCAA Regional Record..... | 72-47 (.605) |
| Overall NCAA Regional Hosts..... | 11 |
| (1999, 2004, 2006-07, 2010, 2017-19, 2021, 2023-25) | |
| Best NCAA Finish..... | 1979 & 2018 National Runner-Up |

TEAM INFORMATION

| | |
|--|----------------------|
| 2025 Overall Record..... | 50-15 |
| Home..... | 37-4 |
| Away..... | 8-7 |
| Neutral..... | 5-4 |
| SEC Record..... | 20-10 |
| SEC Finish..... | 2nd |
| SEC Tournament..... | T-5th |
| Postseason..... | College World Series |
| Lettermen Returning/Lost..... | 13/19 |
| Position Starters (including DH) Returning/Lost..... | 3/5 |
| Pitchers Returning/Lost..... | 8/8 |
| Newcomers/Redshirts..... | 22/4 |

TOP RETURNING POSITION PLAYERS


| | | | |
|---------------------|-----|-------|--|
| Kuhio Aloy..... | OF | Jr. | .317/.404/.539, 52 R, 15 2B, 13 HR, 70 RBI |
| Ryder Helfrick..... | C | So. | .305/.420/.616, 47 R, 10 2B, 15 HR, 38 RBI, 3 SB |
| Camden Kozeal..... | INF | Jr. | .333/.386/.539, 49 R, 18 2B, 15 HR, 62 RBI, 2 SB |
| Reese Robinett..... | INF | R-Jr. | .260/.400/.438, 16 R, 4 2B, 3 HR, 13 RBI, 1 SB |
| Nolan Souza..... | INF | So. | .250/.374/.427, 24 R, 5 2B, 4 HR, 22 RBI, 9 SB |

TOP RETURNING PITCHERS

| | | | |
|---------------------|-----|-------|-------------------------------------|
| Parker Coil..... | LHP | Sr. | 3-0, 1.27 ERA, 21.1 IP, 24 SO, 1 SV |
| Hunter Dietz..... | LHP | R-So. | 0-0, 54.00 ERA, 0.2 IP, 2 SO |
| Steele Eaves..... | RHP | So. | 1-0, 1.86 ERA, 9.2 IP, 10 SO |
| Colin Fisher..... | LHP | Jr. | 3-0, 4.62 ERA, 25.1 IP, 31 SO |
| Gabe Gaeckle..... | RHP | So. | 4-2, 4.42 ERA, 71.1 IP, 92 SO, 2 SV |
| Cole Gibler..... | LHP | So. | 3-2, 3.99 ERA, 29.1 IP, 57 SO, 1 SV |
| Tate McGuire..... | RHP | Jr. | 3-2, 4.55 ERA, 27.2 IP, 24 SO, 1 SV |
| Carson Wiggins..... | RHP | So. | 1-1, 3.21 ERA, 14.0 IP, 20 SO, 3 SV |

TOP NEWCOMERS

| | | | |
|-----------------------|-----|-------|--|
| Mark Brissey..... | RHP | Fr. | Batesville, Ark. (Fayetteville HS) |
| Carson Brumbaugh..... | INF | Fr. | Edmond, Okla. (Edmond Santa Fe HS) |
| James DeCremer..... | RHP | R-So. | Phoenix, Ariz. (Oregon State) |
| Jackson Kircher..... | RHP | So. | Little Rock, Ark. (Oklahoma) |
| Ethan McElvain..... | LHP | Jr. | Thompson's Station, Tenn. (Vanderbilt) |
| Maika Niu..... | OF | Sr. | Mechanicsburg, Pa. (Marshall) |
| TJ Pompey..... | INF | Jr. | Coppell, Texas (Texas Tech) |
| Damian Ruiz..... | OF | R-Jr. | Livingston, Texas (Lamar) |
| Landon Schaefer..... | INF | Fr. | Fayetteville, Ark. (Fayetteville HS) |
| Zack Stewart..... | OF | Sr. | Lebanon, Mo. (Missouri State) |
| Christian Turner..... | OF | Fr. | Haughton, La. (Haughton HS) |



Arkansas catcher **Ryder Helfrick** slashed .305/.420/.616 with 15 home runs and 38 RBI in 2025 to help power the Hogs to their 12th College World Series appearance in program history.



Baseball America

March 16

1. UCLA
2. Texas
3. Georgia Tech
4. Auburn
- 5. Arkansas**
6. Georgia
7. Oklahoma
8. Mississippi State
9. Virginia
10. Florida State
11. North Carolina
12. NC State
13. Southern California
14. Clemson
15. Oregon State
16. Southern Miss
17. Florida
18. West Virginia
19. Ole Miss
20. Kentucky
21. Texas A&M
22. Arkansas State
23. Tennessee
24. Arizona State
25. Oregon

D1Baseball

March 16

1. UCLA
2. Texas
3. Georgia Tech
- 4. Arkansas**
5. Auburn
6. Mississippi State
7. Georgia
8. Oklahoma
9. Virginia
10. NC State
11. Florida State
12. Southern Miss
13. Southern California
14. North Carolina
15. Kentucky
16. Coastal Carolina
17. Oregon State
18. Florida
19. Clemson
20. West Virginia
21. Oregon
22. Tennessee
23. Texas A&M
24. Wake Forest
25. UL-Lafayette

NCBWA

March 16

1. UCLA
2. Texas
3. Georgia Tech
4. Auburn
- 5. Arkansas**
6. Mississippi State
7. Georgia
8. Oklahoma
9. North Carolina
10. Florida State
11. Southern Miss
12. Virginia
13. NC State
14. Florida
15. Clemson
16. Oregon State
17. USC
18. Coastal Carolina
19. Kentucky
20. LSU
21. West Virginia
22. Oregon
23. Texas A&M
24. Wake Forest
25. UL-Lafayette

Perfect Game

March 16

1. UCLA
2. Texas
3. Georgia Tech
4. Auburn
- 5. Arkansas**
6. Georgia
7. Mississippi State
8. Oklahoma
9. Virginia
10. USC
11. Florida State
12. Southern Miss
13. Oregon
14. NC State
15. North Carolina
16. Kentucky
17. Florida
18. Oregon State
19. Clemson
20. West Virginia
21. Tennessee
22. UL-Lafayette
23. Wake Forest
24. Kansas State
25. USF

USA Today Coaches

March 16

1. UCLA
2. Texas
3. Georgia Tech
4. Auburn
5. Georgia
6. Mississippi State
- 7. Arkansas**
8. Oklahoma
9. Florida State
10. North Carolina
11. Southern California
12. Virginia
13. NC State
14. Florida
15. Southern Mississippi
16. Oregon State
17. Clemson
18. Kentucky
19. Oregon
20. Coastal Carolina
21. Texas A&M
22. West Virginia
23. Tennessee
24. Ole Miss
25. Wake Forest

ARKANSAS IN THE POLLS

| | BA | D1Baseball | NCBWA | Perfect Game | USA Today |
|-----------------|-----------|-------------------|--------------|---------------------|------------------|
| Preseason | 10 | 7 | 5 | 4 | 5 |
| Feb. 17..... | 10 | 8 | 8 | 4 | 5 |
| Feb. 23..... | 9 | 6 | 6 | 4 | 6 |
| March 2..... | 9 | 6 | 8 | 9 | 9 |
| March 10..... | 8 | 5 | 6 | 7 | 6 |
| March 16..... | 5 | 4 | 5 | 5 | 7 |
| March 23..... | | | | | |
| March 30..... | | | | | |
| April 6..... | | | | | |
| April 13..... | | | | | |
| April 20..... | | | | | |
| April 27..... | | | | | |
| May 4..... | | | | | |
| May 11..... | | | | | |
| May 18..... | | | | | |
| May 25..... | | | | | |
| June 2..... | | | | | |
| Final..... | | | | | |

BA - Baseball America
 D1 - D1Baseball
 PG - Perfect Game
 USA Today - USA Today Coaches Poll
 NCBWA - National Collegiate Baseball Writers Association



||| HEAD COACH DAVE VAN HORN



DAVE
VAN HORN

COACH

OF THE YEAR

2004 • 2021 • 2023



Dave Van Horn, the three-time SEC Coach of the Year, has elevated Arkansas into one of the nation's premier college baseball programs ever since returning to his alma mater to take over for legendary head baseball coach Norm DeBriyn.

In his 24th season as head coach in 2026, Van Horn, the second-winningest coach in Arkansas baseball history, has led the Razorbacks to eight College World Series appearances, including a runner-up finish (2018) and five top-five finishes (2009, 2012, 2018, 2022 & 2025), 21 NCAA Tournament berths, three SEC overall titles (2004, 2021 & 2023), eight SEC Western Division championships, one SEC Tournament title (2021) and 949 overall wins, including 375 SEC victories.

Van Horn, whose 1,534 career wins are second most among all active Division I head coaches, is one of only five head coaches in college baseball history with 300 or more SEC wins in their career. He is also just the fourth coach in college baseball history, and only the third active coach, to win 900 games at an SEC program, along with Mississippi State Ron Polk, Vanderbilt's Tim Corbin and Ole Miss' Mike Bianco.

Year in and year out, Van Horn has produced nationally competitive teams and developed elite-level student-athletes on and off the field, including three Golden Spikes Award winners in outfielder Andrew Benintendi (2015), pitcher Kevin Kopps (2021) and infielder Wehiwa Aloy (2025), two and Dick Howser Trophy winners in Benintendi (2015) and Kopps (2021) as well as countless All-Americans, All-SEC performers and professional baseball players.

Under Van Horn's guidance, the Razorbacks boast 39 All-America honorees, 56 All-SEC selections and 155 Major League Baseball draft picks – and counting.

HOGS VS. 2026 OPPONENTS UNDER DVH

| | W-L | Home | Away | Neutral |
|--------------------|-------|-------|-------|---------|
| Alabama | 38-31 | 21-9 | 15-18 | 2-4 |
| Arkansas State | 6-1 | 6-1 | 0-0 | 0-0 |
| Auburn | 41-24 | 20-10 | 19-14 | 2-0 |
| Florida | 32-26 | 15-6 | 11-16 | 6-4 |
| Georgia | 25-22 | 14-7 | 10-13 | 1-2 |
| Kentucky | 30-16 | 16-5 | 14-10 | 0-1 |
| Little Rock | 7-2 | 7-2 | 0-0 | 0-0 |
| Mississippi State | 40-30 | 22-14 | 16-14 | 2-2 |
| Missouri | 20-4 | 13-2 | 7-2 | 0-0 |
| Missouri State | 21-12 | 13-9 | 8-3 | 0-0 |
| Northern Colorado | 9-1 | 9-1 | 0-0 | 0-0 |
| Northwestern State | 5-1 | 5-1 | 0-0 | 0-0 |
| Oklahoma | 3-4 | 1-1 | 2-2 | 0-1 |
| Oklahoma State | 9-7 | 2-3 | 4-2 | 3-2 |
| Ole Miss | 39-45 | 17-19 | 15-18 | 7-8 |
| Oral Roberts | 20-6 | 14-3 | 5-3 | 1-0 |
| South Carolina | 35-24 | 17-10 | 14-10 | 4-4 |
| Stetson | 2-2 | 2-2 | 0-0 | 0-0 |
| Tarleton State | 1-0 | 0-0 | 0-0 | 1-0 |
| TCU | 5-4 | 2-2 | 0-0 | 3-2 |
| Texas Tech | 8-1 | 3-0 | 0-0 | 5-1 |
| UAPB | 7-0 | 6-0 | 0-0 | 1-0 |
| UCA | 5-0 | 4-0 | 0-0 | 1-0 |
| UT Arlington | 7-1 | 2-1 | 2-0 | 3-0 |
| Xavier | 3-0 | 3-0 | 0-0 | 0-0 |

PERSONAL

Born: Sept. 17, 1960
 Hometown: Kansas City, Mo.
 Alma Mater: Arkansas (1988)
 Masters of Science: East Texas A&M (1992)
 Wife: Karen
 Children: Hollan, Mariel
 Named Head Coach at Arkansas: June 21, 2002

PLAYING HISTORY

1982-84 Atlanta Braves organization
 1982 Arkansas
 1980-81 McLennan Community College

MLB DRAFT HISTORY

1982 MLB Draft: 10th Round (Atlanta Braves)
 1981 MLB Draft: 10th Round (Chicago White Sox)

COACHING HONORS

2023 SEC Coach of the Year
 2021 SEC Coach of the Year
 2004 SEC Coach of the Year
 2001 Baseball America National Coach of the Year
 2001 BIG 12 Coach of the Year
 2001 ABCA Midwest Region Coach of the Year
 2000 ABCA Midwest Region Coach of the Year
 1997 Southland Coach of the Year
 1995 Southland Coach of the Year
 1994 NCAA Division II Coach of the Year
 1994 ABCA Central Region Coach of the Year

HALL OF FAME & CAREER HONORS

2026 McLennan Community College Jersey Retirement
 2024 University of Arkansas Sports Hall of Honor
 2019 Arkansas Sports Hall of Fame
 2013 Winnetonka High School Hall of Fame
 2012 Ban Johnson League Hall of Fame
 2001 Central Missouri State Hall of Fame

VAN HORN'S CAREER NUMBERS

| Year | School | Record | Pct. | Conf. | Place | Conf. Tourn. | NCAA |
|------|----------------------|------------------|-------------|----------------|---------------|---------------------|-----------------------|
| 1989 | Texarkana CC | 39-18 | .684 | N/A | N/A | N/A | -- |
| 1990 | Texarkana CC | 44-14 | .759 | N/A | N/A | N/A | -- |
| 1991 | Texarkana CC | 45-12 | .789 | N/A | N/A | N/A | -- |
| 1992 | Texarkana CC | 48-10 | .827 | N/A | 1st | N/A | -- |
| 1993 | Texarkana CC | 38-18 | .678 | N/A | N/A | N/A | -- |
| | Total | 214-72 | .748 | -- | -- | -- | -- |
| 1994 | Central Missouri St. | 51-11 | .823 | 15-1 | 1st (Div.) | 1st (4-1) | NCAA DII Champs (7-1) |
| | Total | 51-11 | .823 | 15-1 | -- | 1 (4-1) | 1 (7-1) |
| 1995 | Northwestern St. | 37-15 | .711 | 19-5 | 1st | DNP (0-2) | -- |
| 1996 | Northwestern St. | 34-27 | .557 | 14-16 | 2nd (Div.) | 2nd (3-2) | -- |
| 1997 | Northwestern St. | 35-23 | .603 | 19-9 | 1st | DNP (0-2) | -- |
| | Total | 106-65 | .620 | 52-30 | -- | 3 (3-6) | -- |
| 1998 | Nebraska | 24-20 | .545 | 10-13 | 7th | DNQ | DNQ |
| 1999 | Nebraska | 42-18 | .700 | 16-9 | 5th | 1st (4-0) | NCAA (1-2) |
| 2000 | Nebraska | 51-17 | .750 | 21-9 | 2nd | 1st (5-1) | NCAA (4-2) |
| 2001 | Nebraska | 50-16 | .758 | 20-8 | 1st | 1st (4-0) | CWS (5-2) |
| 2002 | Nebraska | 47-21 | .691 | 16-11 | 2nd | 2nd (3-1) | CWS (5-3) |
| | Total | 214-92 | .699 | 67-39 | -- | 4 (16-2) | 4 (15-9) |
| 2003 | Arkansas | 35-22 | .612 | 14-16 | 6th West | T-7th (0-2) | NCAA (1-2) |
| 2004 | Arkansas | 45-24 | .652 | 19-11 | T-1st Overall | 4th (2-2) | CWS (6-3) |
| 2005 | Arkansas | 39-22 | .636 | 13-17 | T-5th West | T-7th (0-2) | NCAA (2-2) |
| 2006 | Arkansas | 39-21 | .650 | 18-12 | 2nd West | T-7th (0-2) | NCAA (1-2) |
| 2007 | Arkansas | 43-21 | .672 | 18-12 | 1st West | 2nd (3-1) | NCAA (2-2) |
| 2008 | Arkansas | 34-24 | .586 | 14-15 | 4th West | DNQ | NCAA (0-2) |
| 2009 | Arkansas | 41-24 | .631 | 14-15 | 4th West | 4th (2-2) | CWS (7-2) |
| 2010 | Arkansas | 43-21 | .672 | 18-12 | 2nd West | T-7th (0-2) | NCAA (3-3) |
| 2011 | Arkansas | 40-22 | .645 | 15-15 | 1st West | T-3rd (2-2) | NCAA (2-2) |
| 2012 | Arkansas | 46-22 | .676 | 16-14 | T-2nd West | T-9th (0-2) | CWS (7-3) |
| 2013 | Arkansas | 39-22 | .639 | 18-11 | 2nd West | T-3rd (2-1) | NCAA (2-2) |
| 2014 | Arkansas | 40-25 | .615 | 16-14 | 4th West | T-3rd (3-2) | NCAA (2-2) |
| 2015 | Arkansas | 40-25 | .615 | 17-12 | 3rd West | T-5th (2-2) | CWS (5-3) |
| 2016 | Arkansas | 26-29 | .473 | 7-23 | 7th West | DNQ | DNQ |
| 2017 | Arkansas | 45-19 | .703 | 18-11 | 2nd West | 2nd (3-2) | NCAA (3-2) |
| 2018 | Arkansas | 48-21 | .696 | 18-12 | T-1st West | T-3rd (2-1) | CWS Runner-Up (9-3) |
| 2019 | Arkansas | 46-20 | .697 | 20-10 | T-1st West | T-5th (1-2) | CWS (5-3) |
| 2020 | Arkansas | 11-5 | .688 | -- | -- | -- | -- |
| 2021 | Arkansas | 50-13 | .794 | 22-8 | 1st Overall | 1st (4-0) | NCAA (4-3) |
| 2022 | Arkansas | 46-21 | .687 | 18-12 | 2nd West | T-7th (0-2) | CWS (8-3) |
| 2023 | Arkansas | 43-18 | .705 | 20-10 | T-1st Overall | T-3rd (2-1) | NCAA (2-2) |
| 2024 | Arkansas | 44-16 | .733 | 20-10 | 1st West | T-7th (0-2) | NCAA (1-2) |
| 2025 | Arkansas | 50-15 | .769 | 20-10 | 2nd | T-5th (0-1) | CWS (7-2) |
| 2026 | Arkansas | 16-6 | .727 | 2-1 | -- | -- | -- |
| | Total | 949-478 | .665 | 375-283 | -- | 20 (28-33) | 21 (79-50) |
| | Career Totals | 1,534-718 | .681 | 509-353 | -- | 51-42 (.548) | 101-60 (.627) |

A ||| THE ARKANSAS RAZORBACKS



1
CARSON BRUMBAUGH
Fr. • 6-3 • 215 • R/R
INF • Edmond, Okla.



3
NOLAN SOUZA
Jr. • 6-3 • 215 • L/R
INF • Honolulu, Hawai'i



4
MAIKA NIŪ
Sr. • 6-1 • 190 • R/R
OF • Mechanicsburg, Pa.




5
TJ POMPEY
Jr. • 6-4 • 215 • R/R
INF • Coppel, Texas



8
CAMDEN KOZEAL
Jr. • 5-10 • 205 • L/R
INF • Omaha, Neb.



9
ALEXANDER PECK
Fr. • 6-4 • 205 • R/R
INF • Franklin, Tenn.



10
TYLER HOLLAND
R-Fr. • 6-1 • 195 • R/R
INF • Mission Viejo, Calif.



11
LUKE CORNELISON
Fr. • 6-1 • 205 • R/R
INF/RHP • Springdale, Ark.



12
CARTER RUTENBAR
Fr. • 5-11 • 195 • L/R
C • Midlothian, Texas



13
STEELE EAVES
So. • 6-0 • 210 • R/R
RHP • Lonoke, Ark.



14
MARK BRISSEY
Fr. • 6-3 • 215 • R/R
RHP • Batesville, Ark.



15
JACKSON KIRCHER
So. • 6-4 • 215 • R/R
RHP • Little Rock, Ark.




16
CHRISTIAN TURNER
Fr. • 6-0 • 180 • L/R
C • Houghton, La.



17
ZACK STEWART
Sr. • 6-2 • 220 • L/R
OF • Lebanon, Mo.



18
REESE ROBINETT
R-Jr. • 6-3 • 220 • L/R
INF • Kennett, Mo.



19
CARSON WILLIS
R-Fr. • 5-11 • 205 • R/R
C • Hot Springs, Ark.




20
GABE GAECKLE
Jr. • 6-0 • 190 • R/R
RHP • Aptos, Calif.



21
BRENTON CLARK
R-Fr. • 5-11 • 195 • L/R
OF • Texarkana, Texas



22
PEYTON LEE
Fr. • 6-5 • 205 • R/R
RHP • Maumelle, Ark.




24
LANDON SCHAEFER
Fr. • 6-3 • 190 • R/R
INF/OF • Fayetteville, Ark.



25
KUHIO ALOY
Jr. • 6-1 • 205 • R/R
INF • Wailuku, Hawai'i



26
TATE MCGUIRE
Jr. • 6-3 • 215 • R/R
RHP • Liberty, Mo.



27
RYDER HELFRICK
Jr. • 6-1 • 210 • R/R
C • Discovery Bay, Calif.



28
JORDAN MARTIN
Fr. • 6-6 • 225 • R/R
RHP • Jefferson City, Mo.



29
COLE GIBLER
So. • 6-2 • 205 • L/L
LHP • Blue Springs, Mo.



32
HUNTER DIETZ
R-So. • 6-6 • 235 • R/R
LHP • Trinity, Fla.




33
ETHAN McELVAIN
Jr. • 6-4 • 250 • S/L
LHP • Thompson's Station, Tenn.



34
JOEY LORENZINI
Fr. • 6-5 • 225 • L/L
LHP • Rocklin, Calif.



35
CAYDEN MITCHELL
Fr. • 6-2 • 205 • R/L
INF • Arlington, Texas



36
PARKER COIL
Sr. • 6-3 • 195 • R/L
LHP • Edmond, Okla.



37
GRANT WREN
Fr. • 6-4 • 210 • R/R
RHP • Melbourne, Ark.



38
COLIN FISHER
Jr. • 6-3 • 225 • L/L
LHP • Noble, Okla.



39
JACOB IMOTO
So. • 6-3 • 200 • L/L
LHP • Vista, Calif.




40
JAMES DeCREMAR
R-So. • 6-1 • 205 • R/R
RHP • Phoenix, Ariz.



42
DAMIAN RUIZ
R-Jr. • 6-0 • 190 • R/R
OF • Livingston, Texas



44
CARSON WIGGINS
So. • 6-5 • 215 • R/R
RHP • Roland, Okla.




45
TYE BRISCOE
Fr. • 5-11 • 195 • L/L
UTL • Abilene, Texas



48
COOPER DOSSETT
R-Jr. • 6-0 • 210 • R/R
RHP • Springdale, Ark.



55
BRENDAN KLEIMAN
Grad. • 5-10 • 190 • R/R
C • Olney, Md.



2
DAVE VAN HORN
Head Coach
24th Season



30
NATE THOMPSON
Assistant Coach
9th Season



47
MATT HOBBS
Assistant Coach
8th Season



7
BOBBY WERNES
Assistant Coach
6th Season



6
HUDSON POLK
Offensive Analyst
2nd Season



CLAY GOODWIN
Director of Operations
19th Season



HUNTER BELL
Strength & Conditioning
4th Season



ZACH BARR
Pitching Development
9th Season



DJ BAXENDALE
Baseball Analytics
7th Season



| No. | Player | Pos. | Yr. | Ht. | Wt. | B/T | Hometown / High School / Previous School |
|-----|------------------|---------|-------|------|-----|-----|---|
| 1 | Carson Brumbaugh | INF | Fr. | 6-3 | 215 | R/R | Edmond, Okla. / Edmond Santa Fe HS |
| 3 | Nolan Souza | INF | Jr. | 6-3 | 215 | L/R | Honolulu, Hawai'i / Punahou School |
| 4 | Maika Niu | OF | Sr. | 6-1 | 190 | R/R | Mechanicsburg, Pa. / Trinity HS / New Orleans / Marshall |
| 5 | TJ Pompey | INF | Jr. | 6-4 | 215 | R/R | Coppell, Texas / Coppell HS / Texas Tech |
| 8 | Camden Kozeal | INF | Jr. | 5-10 | 205 | L/R | Omaha, Neb. / Millard South HS / Vanderbilt |
| 9 | Alexander Peck | INF | Fr. | 6-4 | 205 | R/R | Franklin, Tenn. / University School of Nashville |
| 10 | Tyler Holland | INF | R-Fr. | 6-1 | 195 | R/R | Mission Viejo, Calif. / Mission Viejo HS |
| 11 | Luke Cornelison | INF/RHP | Fr. | 6-1 | 205 | R/R | Springdale, Ark. / Har-Ber HS |
| 12 | Carter Rutenbar | C | Fr. | 5-11 | 195 | L/R | Midlothian, Texas / Midlothian Heritage HS |
| 13 | Steele Eaves | RHP | So. | 6-0 | 210 | R/R | Lonoke, Ark. / Lonoke HS |
| 14 | Mark Brissey | RHP | Fr. | 6-3 | 215 | R/R | Batesville, Ark. / Fayetteville HS |
| 15 | Jackson Kircher | RHP | So. | 6-4 | 215 | R/R | Little Rock, Ark. / Little Rock Christian Academy / Oklahoma |
| 16 | Christian Turner | OF | Fr. | 6-0 | 180 | L/R | Haughton, La. / Haughton HS |
| 17 | Zack Stewart | OF | Sr. | 6-2 | 220 | L/R | Lebanon, Mo. / Lebanon HS / Missouri State |
| 18 | Reese Robinett | INF | R-Jr. | 6-3 | 220 | L/R | Kennett, Mo. / Kennett HS |
| 19 | Carson Willis | C | R-Fr. | 5-11 | 205 | R/R | Hot Springs, Ark. / P27 Academy |
| 20 | Gabe Gaeckle | RHP | Jr. | 6-0 | 190 | R/R | Aptos, Calif. / Aptos HS |
| 21 | Brenton Clark | OF | R-Fr. | 5-11 | 195 | L/R | Texarkana, Texas / Pleasant Grove HS |
| 22 | Peyton Lee | RHP | Fr. | 6-5 | 205 | R/R | Maumelle, Ark. / Maumelle HS |
| 24 | Landon Schaefer | INF/OF | Fr. | 6-3 | 190 | R/R | Fayetteville, Ark. / Fayetteville HS |
| 25 | Kuhio Aloy | OF | Jr. | 6-1 | 205 | R/R | Wailuku, Hawai'i / H.P. Baldwin HS / BYU |
| 26 | Tate McGuire | RHP | Jr. | 6-3 | 215 | R/R | Liberty, Mo. / Liberty North HS |
| 27 | Ryder Helfrick | C | Jr. | 6-1 | 210 | R/R | Discovery Bay, Calif. / Clayton Valley Charter HS |
| 28 | Jordan Martin | RHP | Fr. | 6-6 | 225 | R/R | Jefferson City, Mo. / Jefferson City HS |
| 29 | Cole Gibler | LHP | So. | 6-2 | 205 | L/L | Blue Springs, Mo. / Blue Springs HS |
| 32 | Hunter Dietz | LHP | R-So. | 6-6 | 235 | R/L | Trinity, Fla. / Calvary Christian HS |
| 33 | Ethan McElvain | LHP | Jr. | 6-4 | 250 | S/L | Thompson's Station, Tenn. / Nolensville HS / Vanderbilt |
| 34 | Joey Lorenzini | LHP | Fr. | 6-5 | 225 | L/L | Rocklin, Calif. / Rocklin HS |
| 35 | Cayden Mitchell | INF | Fr. | 6-2 | 205 | R/R | Arlington, Texas / Mansfield Timberview HS |
| 36 | Parker Coil | LHP | Sr. | 6-3 | 195 | R/L | Edmond, Okla. / Edmond Memorial HS |
| 37 | Grant Wren | RHP | Fr. | 6-4 | 210 | R/R | Melbourne, Ark. / Melbourne HS |
| 38 | Colin Fisher | LHP | Jr. | 6-3 | 225 | L/L | Noble, Okla. / Noble HS |
| 39 | Jacob Imoto | LHP | So. | 6-3 | 200 | L/L | Vista, Calif. / Mission Hills HS / Palomar College |
| 40 | James DeCremer | RHP | R-So. | 6-1 | 205 | R/R | Phoenix, Ariz. / Brophy College Prep / Oregon State |
| 42 | Damian Ruiz | OF | R-Jr. | 6-0 | 190 | R/R | Livingston, Texas / Livingston HS / Houston Christian / Lamar |
| 44 | Carson Wiggins | RHP | So. | 6-5 | 215 | R/R | Roland, Okla. / Roland HS |
| 45 | Tye Briscoe | UTL | Fr. | 5-11 | 195 | L/L | Abilene, Texas / Wylie HS |
| 48 | Cooper Dossett | RHP | R-Jr. | 6-0 | 210 | R/R | Springdale, Ark. / Har-Ber HS |
| 55 | Brendan Kleiman | C | Grad. | 5-10 | 190 | R/R | Olney, Md. / Sherwood HS / Frederick CC / Eastern Michigan |

Coaches & Support Staff

| | |
|---|--|
| Head Coach: | 2 Dave Van Horn, 24th Season (Arkansas, 1988) |
| Assistant Coach/Recruiting Coordinator: | 30 Nate Thompson, 9th Season (Dallas Baptist, 2006) |
| Assistant Coach: | 47 Matt Hobbs, 8th Season (Missouri, 2002) |
| Assistant Coach: | 7 Bobby Wernes, 6th Season (Arkansas, 2016) |
| Offensive Analyst: | 6 Hudson Polk, 2nd Season (Arkansas, 2024) |
| Director of Operations: | Clay Goodwin, 19th Season (Arkansas, 2005) |
| Director of Strength & Conditioning: | Hunter Bell, 4th Season (Arkansas-Monticello, 2018) |
| Director of Pitching Development: | Zach Barr, 9th Season (Arkansas, 2017) |
| Director of Baseball Analytics: | DJ Baxendale, 7th Season (Arkansas, 2012) |
| Athletic Trainer: | Corey Wood, 15th Season (East Carolina, 2008) |
| Equipment Manager: | Mark Taylor, 35th Season (Ouachita Baptist, 1988) |
| Strength & Conditioning Assistant: | Rocco Peppi (Fresno State, 2024) |
| Analytics Assistant: | John McElroy (Arkansas, 2023) |
| Quality Control Coach: | Matthew Schluterman (Arkansas, 2024) |
| Student Managers: | Tyler McNiel, Anthony Sanchez, Crew Tidwell, Trip Wright |
| Bullpen Catcher: | Hayden Schnitker |
| Analytics Intern: | Jackson Handler |
| Sports Information Director: | Oliver Grigg, 6th Season (Tulane, 2017) |
| Academics Director: | Jonathan Burgess, 5th Season (Central Arkansas, 2015) |
| Sport Administrator: | Dan Trump, 1st Season (Cal, 1992) |
| Administrative Assistant: | Kelly Moore, 23rd Season (Arkansas, 2004) |

Pronunciation Guide

| | |
|------------------------------|-------------------|
| Kuhio Aloy | koo-hee-oh ah-loy |
| James DeCremer | deh-kramer |
| Hunter Dietz | deets |
| Cooper Dossett | dah-sit |
| Gabe Gaeckle | gack-uhl |
| Jacob Imoto | ee-moto |
| Jackson Kircher | kerr-sure |
| Camden Kozeal | koe-zhull |
| Ethan McElvain | mackel-vain |
| Maika Niu | micah new |
| TJ Pompey | pomp-ee |
| Nolan Souza | sue-zuh |
| Bobby Wernes | wer-niss |



THE STARTERS

#27 RYDER HELFRICK C JR. **.338/.500/.606**

Owens a team-leading 21-game reached base streak ... Team leader in walks (24) ... Second on the team in home runs (5) ... Homered twice vs. Oklahoma State (Feb. 13) at Globe Life Field on Opening Day ... First Razorback with a multi-homer game on Opening Day since Of Heston Kjerstad in 2020 ... Connected on his third home run of the season against Xavier (Feb. 21) before belting his fourth in the series finale against Xavier (Feb. 22) ... In 2025, played in 61 games with 56 starts (all at catcher) ... Slashed .305/.420/.616 with 15 homers and 38 RBI ... 47 runs ... 58 hits with 10 doubles and a team-leading two triples ... 32 walks and seven HBP ... 3-for-5 in stolen base attempts ... 14 multi-hit games and 11 multi-RBI games ... Season-long 10-game hitting streak and 17-game reached base streak.

#18 REESE ROBINETT 1B R-JR. **.279/.364/.397**

Third on the team in doubles (5) ... Doubled twice vs. Tarleton State (Feb. 16) at Globe Life Field in the Amegy Bank College Baseball Series ... Swatted first home run of the season against Stetson (March 9) ... In 2025, played in 32 games with 18 starts (all at first base) ... Slashed .260/.400/.438 with three home runs and 13 RBI ... Scored 16 runs on the year ... Totaled 19 hits, including four doubles ... Drew 16 walks ... 1-for-1 in stolen base attempts ... Recorded three multi-hit games and two multi-RBI games ... Had a season-long six-game hitting streak and nine-game reached base streak.

#8 CAMDEN KOZEAL 2B JR. **.333/.436/.679**

Team leader in hits (26), doubles (7), triples (1), home runs (6), RBI (27) and total bases (53) ... Homered vs. Oklahoma State (Feb. 14) at Globe Life Field on Opening Day ... Hit game-tying solo shot in the ninth inning vs. Texas Tech (Feb. 16) at Globe Life Field ... Hit a three-run homer in the home opener against Xavier (Feb. 20) ... Hit for the cycle against Xavier (Feb. 21), becoming the third Razorback in the Dave Van Horn era to accomplish the feat ... Blasted a three-run home run against UT Arlington (Feb. 28) ... In 2025, earned All-SEC honors at first base ... Played in 60 games with 55 starts (30 at first base, 25 at second base) ... Slashed .333/.386/.606 with 15 home runs and 62 RBI in his first season as a Razorback ... Scored 49 runs on the year ... Totaled 77 hits, including 18 doubles ... Drew 19 walks ... 2-for-3 in stolen base attempts ... Recorded 23 multi-hit games and 16 multi-RBI games, including a team-leading three 5+ RBI games ... Had a season-long eight-game hitting streak and 14-game reached base streak.

#5 TJ POMPEY 3B JR. **.258/.319/.452**

Two hits and an RBI in his Razorback debut vs. Oklahoma State (Feb. 13) at Globe Life Field ... Swatted his first home run as a Hog against Oral Roberts (March 3) ... Hit a walk-off solo homer against #3 Mississippi State (March 13) on SEC Opening Day ... Three hits, including a homer, against Northern Colorado (March 17) ... Texas Tech transfer ... Played in 19 games with 18 starts before a season-ending injury in 2025 ... Slashed .348/.397/.623 with five home runs and 15 RBI ... Scored 16 runs ... Totaled 24 hits, including four doubles, before his campaign was cut short ... 5-for-5 in stolen base attempts.

#1 CARSON BRUMBAUGH SS FR. **.152/.180/.217**

Collected his first collegiate hit vs. #10 TCU (Feb. 14) at Globe Life Field ... Had a pair of doubles and logged his first collegiate RBI against UT Arlington (March 1) ... Doubled and drove in a run against Stetson (March 6) ... Attended Edmond Santa Fe High School in Edmond, Okla. ... Ranked by Perfect Game as the No. 77 overall prospect and the No. 31 shortstop in the class of 2025 ... Rated the No. 3 overall prospect and the No. 3 shortstop in Oklahoma by Perfect Game ... Father, Cliff, played in the MLB for the Texas Rangers (2001) and Colorado Rockies (2001) ... Brother, Cayden, currently plays at Oklahoma after beginning his collegiate career at Oklahoma State (2022) and Nebraska (2023-25).

#42 DAMIAN RUIZ LF R-JR. **.344/.481/.459**

Tied for team lead in stolen bases (6) ... Had a hit and scored a run in his Razorback debut vs. Oklahoma State (Feb. 13) at Globe Life Field on Opening Day ... Drew a career-high four walks and reached base in all six plate appearances vs. Texas Tech (Feb. 15) at Globe Life Field ... Reached base in 13 consecutive plate appearances vs. Oklahoma State, #10 TCU, Texas Tech and Tarleton State (Feb. 13-16), the longest streak by a Razorback in the Dave Van Horn era ... Hit first home run as a Razorback in double midweek series opener against Northern Colorado (March 17) ... Lamar transfer ... 2025 Southland Conference Hitter of the Year ... First Team All-Southland Conference ... Slashed .388/.511/.607 with seven homers and 46 RBI ... Scored 76 runs, breaking the program's single-season record ... Team-leading 83 hits, including a team-high 22 doubles and two triples ... Drew 50 walks while striking out only 27 times ... 14-of-15 in stolen base attempts ... 25 multi-hit games, including six three-hit games ... Broke the program's single-season record for longest hitting streak (32 games) and reached base streak (49 games).

#4 MAIKA NIU CF SR. **.293/.330/.451**

Team leader in multi-hit games (10) ... Tied for team lead in steals (6) ... Second in RBI (20) ... Two hits, including a walk-off three-run homer, and four RBI in Razorback debut vs. Oklahoma State (Feb. 13) at Globe Life Field ... Slugged second homer of the year against Arkansas State (Feb. 24) ... Hit a three-run homer against UT Arlington (Feb. 28) ... Marshall transfer ... Played in 54 games with 54 starts in 2025 ... Slashed .276/.343/.560 with a team-best 15 homers and 52 RBI ... Team-high 55 runs ... 67 hits with 14 doubles and five triples ... 14-for-15 in steals ... MVP of Cape Cod Baseball League, slashing .280/.364/.508 with a league-leading eight homers and 23 RBI in 35 games for Falmouth Commodores.

#25 KUHIO ALOY RF JR. **.304/.351/.493**

Began season on a 15-game hitting streak ... Second on the team in RBI (19) ... Two hits and two RBI vs. Oklahoma State (Feb. 13) at Globe Life Field on Opening Day ... Blasted first homer of the season vs. #10 TCU (Feb. 14) at Globe Life Field ... Collected game-winning hit on a walk-off single against Xavier (Feb. 21) ... In 2025, became the 38th All-American in program history, earning the honor from the College Baseball Foundation (First Team), ABCA/Rawlings (Second Team) and NCBWA (Second Team) ... Finished as a semifinalist for the Dick Howser Trophy ... Earned first-team All-SEC honors as designated hitter ... Played in 61 games with 60 starts (59 as designated hitter, one in right field) ... Slashed .317/.404/.539 with 13 home runs and a team-high 70 RBI ... Scored 52 runs on the year ... Totaled 77 hits, including 15 doubles ... Drew 31 walks and was hit by five pitches ... Recorded 20 multi-hit games and a team-leading 19 multi-RBI games ... Had a season-long 12-game hitting streak and 21-game reached base streak.

#3 NOLAN SOUZA DH JR. **.250/.320/.338**

Two hits, including a double, vs. Oklahoma State (Feb. 13) at Globe Life Field on Opening Day ... Three RBI against Stetson (March 7) ... Two hits, including a double, against #3 Mississippi State (March 13) on SEC Opening Day ... In 2025, played in 32 games with 28 starts (all at second base) before suffering a season-ending injury ... Slashed .250/.374/.427 with four homers and 22 RBI ... Scored 24 runs ... 24 hits, including five doubles ... Drew 19 walks ... 9-for-9 on stolen base attempts, finishing second in stolen bases ... Five multi-hit games and six multi-RBI games.

THE BENCH

#9 ALEXANDER PECK INF FR.

Has played in five games with one start ... Made collegiate debut as a pinch hitter vs. #10 TCU (Feb. 14) at Globe Life Field ... Collected first hit as a pinch hitter against UT Arlington (March 1) ... Attended University School of Nashville in Nashville, Tenn. ... Ranked by Perfect Game as the No. 175 overall prospect and the No. 52 shortstop in the class of 2025 ... Rated the No. 4 overall prospect and the No. 2 shortstop in Tennessee by Perfect Game.

#11 LUKE CORNELISON INF/RHP FR.

Has played in one game ... Made his collegiate debut as a defensive sub against UT Arlington (Feb. 27) ... Attended Har-Ber High School in Springdale, Ark. ... Ranked by Perfect Game as the No. 261 overall prospect and the No. 18 third baseman in the class of 2025 ... Rated the No. 5 overall prospect and the No. 1 third baseman in Arkansas by Perfect Game.

#12 CARTER RUTENBAR C FR.

Has played in 13 games with five starts ... Made collegiate debut and first collegiate start vs. Texas Tech (Feb. 15) at Globe Life Field, collecting his first hit ... Recorded first collegiate RBI against UT Arlington (March 1) ... Doubled and drove in a run against Stetson (March 7) ... Made first start in right against Stetson (March 8) and drew three walks ... Four hits in a start as designated hitter against Stetson (March 9) ... Made his SEC debut in a start at first base against #3 Mississippi State (March 13) on SEC Opening Day ... Attended Midlothian Heritage High School in Midlothian, Texas ... Ranked by Perfect Game as the No. 451 overall prospect and the No. 46 catcher in the class of 2025 ... Rated the No. 42 overall prospect and the No. 3 catcher in Texas by Perfect Game.

#16 CHRISTIAN TURNER OF FR.

Has played in 15 games with two starts ... Made his collegiate debut vs. Oklahoma State (Feb. 13) at Globe Life Field, walking and scoring a run ... First collegiate start came vs. Texas Tech (Feb. 15) ... Recorded first collegiate hit vs. Tarleton State (Feb. 16) ... Made his SEC debut as a defensive substitution against Mississippi State (March 13) on SEC Opening Day ... Attended Houghton High School in Houghton, La. ... Ranked by Perfect Game as the No. 388 overall prospect and the No. 76 outfielder in the class of 2025 ... Rated the No. 4 overall prospect and the No. 2 outfielder in Louisiana by Perfect Game ... Named to the ABCA/Rawlings High School All-America Third Team as a senior in 2025.

#17 ZACK STEWART OF SR.

Has played in 13 games with 13 starts ... Four home runs and eight RBI on the year ... Hit his first homer as a Hog in a start against Xavier (Feb. 22) ... Belted second homer against Arkansas State (Feb. 24) ... Hit third home run of the campaign against Oral Roberts (March 3) ... Swatted his fourth home run of the season against #3 Mississippi State (March 13) on SEC Opening Day, finishing the game with two RBI ... Missouri State transfer ... In 2025, played in 51 games with 50 starts ... Slashed .269/.371/.495 with 11 homers and 31 RBI ... 37 runs ... Totaled 48 hits, including eight doubles ... Drew 27 walks and was hit by three pitches ... 2-for-2 in stolen base attempts ... Recorded 12 multi-hit games and eight multi-RBI games ... Became the fourth player in school history with three double-digit home run seasons.

#19 CARSON WILLIS C R-FR.

Has played in one game ... Made collegiate debut in a start against Arkansas State (Feb. 24), drawing a walk ... Redshirt season as a true freshman in 2025 ... Attended P27 Academy in Lexington, S.C. ... Ranked by Perfect Game as the No. 412 overall prospect and the No. 45 catcher in the class of 2024 ... Rated the No. 6 overall prospect and the No. 3 catcher in South Carolina by Perfect Game.

#24 LANDON SCHAEFER INF/OF FR.

Has played in two games ... Made collegiate debut as a pinch runner in the second game of the doubleheader against #3 Mississippi State (March 14), recording his first career stolen base and run scored ... Made first collegiate start in double midweek series opener against Northern Colorado (March 17) and drew a pair of walks ... Selected by the Philadelphia Phillies in the 20th round of the 2025 MLB Draft ... Attended Fayetteville High School in Fayetteville, Ark. ... Ranked by Perfect Game as the No. 70 overall prospect and the No. 31 shortstop in the class of 2025 ... Rated the No. 1 overall prospect and the No. 1 shortstop in Arkansas by Perfect Game.

#55 BRENDAN KLEIMAN C GRAD.

Has played in two games ... Eastern Michigan transfer ... In 2025, played in 45 games with 42 starts ... Slashed .289/.385/.367 with two home runs and 26 RBI ... Scored 33 runs ... 48 hits, including seven doubles ... Drew 20 walks and was hit by seven pitches ... Recorded 14 multi-hit games and seven multi-RBI games ... Logged a season-long six-game hitting streak and 11-game reached base streak.



ON THE MOUND



FRIDAY

#20 RHP GABE GAECKLE

JR.

2-1, 2.73 ERA, 26.1 IP, 9 BB, 31 SO

Last Start: March 13, vs. #13 Mississippi State, 5.2 IP, 8 H, 2 R, 2 ER, 3 BB, 4 SO

Made his season debut on the mound in an Opening Day start vs. Oklahoma State (Feb. 13) at Globe Life Field in the Shriners Children's College Showdown, striking out nine over 4.1 innings while allowing just two runs (one earned) ... Made his second consecutive Opening Day start to become the first Razorback pitcher to make season-opening starts on the mound in consecutive seasons since LHP Hagen Smith in 2023-24 ... Fired five innings of one-run ball with seven strikeouts to earn his first win of the year in a home-opening day start against Xavier (Feb. 20) ... Worked a season-long 5.1 innings with five strikeouts in a start against UT Arlington (Feb. 27) ... Earned his second win of the season and logged his first career quality start against Stetson (March 6), twirling a career long-tying six shutout innings with six strikeouts ... Made his first SEC start of the season against #3 Mississippi State (March 13), working 5.2 innings of two-run ball with four strikeouts ... Entered the 2026 campaign with preseason All-America honors from Baseball and Perfect Game, preseason All-SEC praise from the league's 16 head coaches and preseason watch list consideration for Baseball America's pitcher of the year award as well as the Golden Spikes Award ... In 2025, made 19 appearances with nine starts on the mound as a sophomore ... Posted a 4-2 record with a 4.42 ERA and 92 strikeouts in 71.1 innings ... Logged two saves on the year ... Limited opposing hitters to a .235 batting average ... Allowed 37 runs (35 earned) on 63 hits and 31 walks ... In SEC play, went 3-2 with a 4.84 ERA and 46 strikeouts in 35.1 innings of work across 10 appearances with five starts ... In the NCAA Tournament, made four relief appearances and posted a 1.93 ERA with 23 strikeouts in 14.0 innings of work ... Limited opposing hitters to a .200 batting average ... Earned the Opening Day start in the first game of the doubleheader against Washington State (Feb. 17), striking out seven while allowing only one hit over five shutout innings ... Longest start of the season came against Kansas State (Feb. 21) in the Amegy Bank College Baseball Series at Globe Life Field in Arlington, Texas, tossing 5.2 innings of two-run ball with two strikeouts ... In the College World Series, made two appearances and logged a 2.00 ERA with 14 strikeouts in 9.0 innings on the mound ... Tossed a season-long six innings in relief vs. #3 LSU (June 14), striking out a season-high 10 batters while allowing only one run ... Struck out four over three relief innings of one-run ball in the finale vs. #3 LSU (June 18) ... Following the season, named to the 26-man roster for the USA Baseball Collegiate National Team, which competed in the 45th USA vs. Japan Collegiate All-Star Series in various locations across Japan (July 8-13) ... Became Arkansas' second two-time team member in program history, joining RHP Ryne Stanek (2011-12).

PITCHER BREAKDOWN

| | W-L-S | ERA | IP | H | R | ER | BB | SO |
|-----------|-------|------|------|----|----|----|----|-----|
| Starters | 7-6-0 | 3.63 | 96.2 | 87 | 45 | 39 | 30 | 128 |
| Relievers | 9-0-3 | 2.45 | 95.1 | 55 | 27 | 26 | 32 | 106 |

THE HOG PEN

| Pitcher | Last App. | ---- Season Totals ---- | | | | | | | | | | |
|--------------------|------------|-------------------------|---|---|----|----|----|----|-------------|----------|----|------------------|
| | | IP | H | R | ER | BB | SO | HR | RI/S | RI/S | SV | Ret./IBF (BB) |
| Mark Brissey | STET (3/6) | 1.0 | 0 | 0 | 0 | 0 | 0 | 0 | 0/0 | 0/0 | 1 | 4/4 (0) |
| Parker Coil | UNC (3/17) | 1.0 | 0 | 0 | 0 | 1 | 2 | 0 | 0/0 | 0/0 | 1 | 6/7 (0) |
| Luke Cornelison | UNC (3/18) | 2.0 | 1 | 0 | 0 | 0 | 1 | 0 | 0/0 | 0/0 | 0 | 1/2 (1) |
| James DeCremer | TTU (2/15) | 2.0 | 1 | 0 | 0 | 1 | 1 | 0 | 0/0 | 0/0 | 0 | 0/1 (0) |
| Cooper Dosssett | UNC (3/18) | 1.0 | 0 | 0 | 0 | 0 | 0 | 0 | 0/0 | 0/0 | 0 | 3/5 (2) |
| Steele Eaves | UNC (3/17) | 1.0 | 1 | 0 | 0 | 1 | 0 | 0 | 0/0 | 7/5 | 0 | 4/7 (0) |
| Cole Gibler | MSU (3/13) | 3.1 | 3 | 2 | 2 | 2 | 3 | 1 | 2/0 | 3/0 | 1 | 4/5 (1) |
| Jackson Kircher | UNC (3/17) | 3.0 | 0 | 0 | 0 | 1 | 6 | 0 | 0/0 | 0/0 | 0 | 3/5 (1) |
| Joey Lorenzini | UNC (3/18) | 0.0 | 3 | 4 | 4 | 0 | 0 | 1 | 0/0 | 0/0 | 0 | 0/2 (0) |
| Jordan Martin | UNC (3/17) | 1.0 | 1 | 0 | 0 | 1 | 2 | 0 | 0/0 | 0/0 | 0 | 2/2 (0) |
| Ethan McElvain | MSU (3/14) | 1.2 | 1 | 0 | 0 | 1 | 2 | 0 | 1/0 | 2/0 | 0 | 4/5 (0) |
| Tate McGuire | UNC (3/18) | 1.0 | 0 | 0 | 0 | 1 | 0 | 0 | 0/0 | 5/0 | 0 | 5/6 (1) |
| TEAM TOTALS | | | | | | | | | 17/5 | 3 | | 36/51 (5) |

Bullpen Notes: The Razorback bullpen has combined to allow only 5-of-17 (29.4 percent) inherited runners to score ... The Razorback bullpen has combined to retire 36-of-51 (70.6 percent) first batters faced with only five walks issued ... **RHP Mark Brissey** (1), **LHP Parker Coil** (1) and **LHP Cole Gibler** (1) are tied for the team lead in saves ... All three of Arkansas' saves this season are of the multi-inning variety ... **LHP Cole Gibler** tossed a career-long 3.2 shutout innings with six strikeouts in relief to secure the win in Arkansas' season-opening victory against Oklahoma State (Feb. 13) at Globe Life Field in the Shriners Children's College Showdown ... He recorded his first save of the season in the home opener against Xavier (Feb. 20), firing four innings of one-run ball with five strikeouts ... **RHP Tate McGuire** tossed a career long-tying 5.0 perfect innings with four strikeouts in relief vs. #10 TCU (Feb. 14) at Globe Life Field in the Shriners Children's College Showdown ... **RHP Steele Eaves** worked a career-long 2.1 innings with a career-high three strikeouts in relief vs. Texas Tech (Feb. 15) at Globe Life Field in the Shriners Children's College Showdown to help Arkansas win in extras ... Eaves recorded his second win of the season with two scoreless innings in relief against Xavier (Feb. 21) ... **LHP Ethan McElvain** emerged from the bullpen vs. Tarleton State (Feb. 16) at Globe Life Field in the Amegy Bank College Baseball Series and spun 2.2 shutout innings with five strikeouts ... **RHP Mark Brissey** recorded the first save by a Razorback reliever, tossing two scoreless innings with three strikeouts to close out Arkansas' win vs. Tarleton State (Feb. 16) at Globe Life Field in the Amegy Bank College Baseball Series ... **LHP Parker Coil** locked down his first save of the season against Arkansas State (Feb. 25), spinning 2.2 scoreless innings with a career-high six strikeouts in the process ... McElvain threw 1.2 scoreless innings with two strikeouts against #3 Mississippi State (March 14) to secure Arkansas' SEC Opening Weekend series win.



Parker Coil went 3-0 with a 1.27 ERA, 24 strikeouts and one save in 21.1 relief innings in 2025. The left-hander allowed only three earned run across 14 appearances on the year.



Cole Gibler made 20 appearances (all in relief) on the mound as a true freshman in 2025, posting a 3-2 record with a 3.99 ERA and 57 strikeouts (team-leading 17.4 SO/9) in 29.1 innings.



Carson Wiggins made 14 appearances (all in relief) as a true freshman before suffering a season-ending injury, going 1-1 with a 3.21 ERA, 20 strikeouts and three saves in 14.0 innings.



RECORD RUNDOWN

| | |
|---------------------------------------|-------|
| Overall | 16-6 |
| vs. top-5 teams | 2-1 |
| vs. top-10 teams | 2-2 |
| vs. top-25 teams | 2-2 |
| vs. unranked teams | 14-4 |
| At home | 13-5 |
| On the road | 0-0 |
| At neutral sites | 3-1 |
| In day games | 13-5 |
| In night games | 3-1 |
| In extra innings | 1-0 |
| In white uniforms | 7-2 |
| In cardinal uniforms | 1-1 |
| In cream uniforms | 3-1 |
| In grey uniforms | 1-1 |
| In pinstripe uniforms | 4-1 |
| vs. teams over .500 | 4-3 |
| vs. teams .500 or worse | 11-3 |
| vs. right-handed starter | 14-4 |
| vs. left-handed starter | 2-2 |
| vs. both-handed starter | 0-0 |
| When starter receives decision | 7-6 |
| When reliever receives decision | 9-0 |
| When starter goes 5+ innings | 9-1 |
| When starter goes less than 5 innings | 7-5 |
| When scoring first | 13-2 |
| When scoring in 1st inning | 10-2 |
| When opponent scores first | 3-4 |
| When leading after 6 innings | 15-0 |
| When trailing after 6 innings | 0-6 |
| When tied after 6 innings | 1-0 |
| When leading after 7 innings | 12-0 |
| When trailing after 7 innings | 0-6 |
| When tied after 7 innings | 1-1 |
| When leading after 8 innings | 10-0 |
| When trailing after 8 innings | 0-6 |
| When tied after 8 innings | 1-0 |
| In one-run games | 4-2 |
| In two-run games | 1-1 |
| In five-run or more games | 9-2 |
| In run-rule games | 5-0 |
| Weekend series W-L-T | 3-0-1 |
| Weekend series sweeps/times swept | 1-0 |
| When scoring 10+ runs | 6-0 |
| Shutouts/times shut out | 3-0 |
| When opponent scores 5 runs or less | 15-3 |
| When opponent scores 6 runs or more | 1-3 |
| When collecting 0-3 hits | 0-0 |
| When collecting 4-6 hits | 1-4 |
| When collecting 7-9 hits | 5-1 |
| When collecting 10-12 hits | 4-1 |
| When collecting 13+ hits | 6-0 |
| When out-hitting opponent | 14-2 |
| When out-hit by opponent | 2-4 |
| When hits are equal | 0-0 |
| When hitting a home run | 10-3 |
| When opponent hits a home run | 6-5 |
| When errorless | 4-4 |
| When committing one error | 9-1 |
| When committing 2 errors | 2-1 |
| When committing 3+ errors | 1-0 |
| When opponent is errorless | 4-3 |
| vs. SEC opponents | 2-1 |
| vs. non-conference opponents | 14-5 |
| In midweek games | 5-1 |
| In rubber games | 2-0 |
| Game 1 of weekend series | 3-1 |
| Game 2 of weekend series | 3-1 |
| Game 3 of weekend series | 3-1 |
| Game 4 of weekend series | 0-1 |
| In February | 8-3 |
| In March | 8-3 |
| In April | 0-0 |
| In May | 0-0 |
| In June | 0-0 |

MULTI-HIT GAMES

| Name | 2 | 3 | 4 | 5+ | Total |
|------------------|-----------|----------|----------|----------|-----------|
| Maika Niu | 9 | 1 | - | - | 10 |
| Camden Kozeal | 7 | 1 | 1 | - | 9 |
| Ryder Helfrick | 8 | 1 | - | - | 9 |
| Damian Ruiz | 8 | - | - | - | 8 |
| Kuhio Aloy | 6 | 1 | - | - | 7 |
| Nolan Souza | 6 | - | - | - | 6 |
| Reese Robinett | 6 | - | - | - | 6 |
| Zack Stewart | 4 | 1 | - | - | 5 |
| TJ Pompey | 3 | 1 | - | - | 4 |
| Carter Rutenbar | 1 | - | 1 | - | 2 |
| Carson Brumbaugh | 1 | - | - | - | 1 |
| TEAM | 59 | 6 | 2 | - | 67 |

CAREER MULTI-HIT GAMES

| Name | '23 | '24 | '25 | '26 | Total |
|------------------|-----|-----|-----|-----|-------|
| Zack Stewart | 19 | 21 | 12 | 5 | 57 |
| Damian Ruiz | 11 | 2 | 25 | 8 | 46 |
| Maika Niu | 2 | 13 | 20 | 10 | 45 |
| Camden Kozeal | - | 12 | 23 | 9 | 44 |
| Kuhio Aloy | - | 12 | 20 | 7 | 39 |
| Brendan Kleiman | - | 13 | 14 | - | 27 |
| TJ Pompey | - | 15 | 7 | 4 | 26 |
| Ryder Helfrick | - | - | 14 | 9 | 23 |
| Nolan Souza | - | 7 | 5 | 6 | 18 |
| Reese Robinett | 1 | - | 3 | 6 | 10 |
| Carter Rutenbar | - | - | - | 2 | 2 |
| Carson Brumbaugh | - | - | - | 1 | 1 |

MULTI-RBI GAMES

| Name | 2 | 3 | 4 | 5+ | Total |
|----------------|-----------|----------|----------|----------|-----------|
| Camden Kozeal | 5 | 3 | 1 | - | 9 |
| Kuhio Aloy | 5 | 1 | 1 | - | 7 |
| Ryder Helfrick | 3 | 2 | - | - | 5 |
| Maika Niu | 2 | 2 | 1 | - | 5 |
| Damian Ruiz | 2 | - | - | - | 2 |
| Reese Robinett | 2 | - | - | - | 2 |
| Nolan Souza | 1 | 1 | - | - | 2 |
| Zack Stewart | 2 | - | - | - | 2 |
| TEAM | 22 | 9 | 3 | - | 32 |

HITTING STREAKS

| Name | Longest | Current |
|------------------|---------|---------|
| Kuhio Aloy | 12 | 1 |
| Camden Kozeal | 7 | 2 |
| Maika Niu | 7 | - |
| Nolan Souza | 5 | 5 |
| Reese Robinett | 4 | - |
| Damian Ruiz | 4 | 3 |
| TJ Pompey | 4 | - |
| Ryder Helfrick | 4 | 3 |
| Zack Stewart | 3 | 2 |
| Carson Brumbaugh | 2 | - |
| Christian Turner | 2 | 2 |
| Carter Rutenbar | 2 | 2 |
| Alexander Peck | 1 | - |

REACHED BASE STREAKS

| Name | Longest | Current |
|------------------|---------|---------|
| Ryder Helfrick | 21 | 21 |
| Camden Kozeal | 15 | 5 |
| Kuhio Aloy | 13 | 1 |
| Damian Ruiz | 12 | 12 |
| Zack Stewart | 9 | 3 |
| Maika Niu | 7 | 2 |
| Reese Robinett | 6 | 2 |
| TJ Pompey | 6 | 5 |
| Nolan Souza | 5 | 5 |
| Christian Turner | 4 | 3 |
| Carter Rutenbar | 3 | 2 |
| Carson Brumbaugh | 2 | - |
| Landon Schaefer | 1 | 1 |
| Alexander Peck | 1 | - |
| Carson Willis | 1 | 1 |

CAREER HOME RUNS

| Name | Solo | 2R | 3R | GS | Total |
|-----------------|------|----|----|----|-------|
| Zack Stewart | 26 | 12 | 7 | 3 | 48 |
| Maika Niu | 11 | 7 | 10 | - | 28 |
| Camden Kozeal | 10 | 10 | 5 | 1 | 26 |
| Kuhio Aloy | 10 | 8 | 4 | 2 | 24 |
| Ryder Helfrick | 16 | 6 | - | 1 | 23 |
| TJ Pompey | 10 | 4 | 2 | 2 | 18 |
| Damian Ruiz | 8 | 2 | 2 | - | 12 |
| Nolan Souza | 6 | 2 | 2 | 1 | 11 |
| Brendan Kleiman | 3 | 3 | - | - | 6 |
| Reese Robinett | 2 | 1 | 2 | - | 5 |

HOME RUN BREAKDOWN

| | |
|---|-------|
| Total | 26 |
| at Baum-Walker Stadium | 20 |
| on the Road | 0 |
| Neutral Site | 6 |
| vs. RHP | 22 |
| vs. LHP | 4 |
| w/ 0 Outs | 9 |
| w/ 1 Out | 10 |
| w/ 2 Outs | 7 |
| Solo | 14 |
| Two-Run | 7 |
| Three-Run | 5 |
| Grand Slam | 0 |
| Leadoff | 7 |
| Back-to-Back | 0 |
| Walk-Off (Run-Rule) | 1 (2) |
| Pinch-Hit | 0 |
| Inside-the-Park | 0 |
| Before 7th Inning | 18 |
| 7th Inning and Beyond | 8 |
| Current Streak of Consecutive Games with HR | 1 |
| Longest Streak of Consecutive Games with HR | 4 |
| Opponent HR Total | 18 |
| Last HR Given Up | 3R |
| Current Streak of No HR Allowed | 0 |
| Longest Stretch without HR Allowed | 3 |

COMEBACKS

defined as any win when trailing after an inning

| Date / Opponent | Score (Inn.) | Final |
|------------------------------|--------------|-------------|
| Feb. 15 / vs. Texas Tech | 4-5 (9) | W, 6-5 (11) |
| March 14 / vs. #3 MSU [DH-2] | 0-3 (2) | W, 7-3 |

BLOWN LEADS

defined as any loss when leading after an inning

| Date / Opponent | Score (Inn.) | Final |
|------------------------|--------------|---------|
| Feb. 24 / Arkansas St. | 1-0 (1) | L, 12-4 |
| March 8 / Stetson | 1-0 (3) | L, 4-1 |



TEAM GAME HIGHS

Team Batting

| | | |
|------------------|----|--|
| At bats: | 40 | vs. Texas Tech (Feb. 15 at Arlington, Texas) |
| Runs scored: | 13 | vs. Stetson (March 7) |
| | 13 | vs. Northern Colorado (March 17) |
| Hits: | 14 | vs. Xavier (Feb. 22) |
| | 14 | vs. UT Arlington (March 1) |
| RBI: | 12 | vs. Oklahoma State (Feb. 13 at Arlington, Texas) |
| | 12 | vs. Stetson (March 7) |
| Doubles: | 5 | vs. Stetson (March 6) |
| | 5 | vs. Northern Colorado (March 17) |
| Triples: | 1 | vs. Xavier (Feb. 21) |
| | 1 | vs. #3 Mississippi State [DH-1] (March 14) |
| | 1 | vs. Northern Colorado (March 18) |
| Home runs: | 4 | vs. Oklahoma State (Feb. 13 at Arlington, Texas) |
| Total bases: | 27 | vs. UT Arlington (March 1) |
| Walks: | 14 | vs. Northern Colorado (March 17) |
| Strikeouts: | 14 | vs. #10 TCU (Feb. 14 at Arlington, Texas) |
| | 14 | vs. Texas Tech (Feb. 15 at Arlington, Texas) |
| Sac hits: | 1 | vs. Arkansas State (Feb. 25) |
| | 1 | vs. Stetson (March 8) |
| Sac flies: | 2 | vs. Stetson (March 7) |
| Stolen bases: | 5 | vs. Northern Colorado (March 17) |
| Hit by pitch: | 1 | (8 times) |
| Caught stealing: | 1 | (7 times) |
| Runners LOB: | 12 | vs. Northern Colorado (March 17) |
| Hit into DP: | 3 | vs. Arkansas State (Feb. 25) |
| | 3 | vs. Northern Colorado (March 18) |

Fielding

| | | |
|---------------|----|--|
| Putouts: | 33 | vs. Texas Tech (Feb. 15 at Arlington, Texas) |
| Assists: | 15 | vs. Stetson (March 9) |
| Errors: | 3 | vs. Stetson (March 6) |
| Passed balls: | 1 | vs. Arkansas State (Feb. 25) |
| DPs turned: | 2 | vs. Stetson (March 9) |
| | 2 | vs. #3 Mississippi State [DH-1] (March 14) |
| | 2 | vs. Northern Colorado (March 18) |

Pitching

| | | |
|------------------|------|--|
| Innings pitched: | 11.0 | vs. Texas Tech (Feb. 15 at Arlington, Texas) |
| Runs allowed: | 12 | vs. Arkansas State (Feb. 24) |
| Earned runs: | 11 | vs. Arkansas State (Feb. 24) |
| Walks allowed: | 4 | vs. #10 TCU (Feb. 14 at Arlington, Texas) |
| | 8 | vs. Texas Tech (Feb. 15 at Arlington, Texas) |
| Strikeouts: | 15 | vs. Oklahoma State (Feb. 13 at Arlington, Texas) |
| Hits allowed: | 14 | vs. Arkansas State (Feb. 24) |
| Doubles allowed: | 3 | vs. Xavier (Feb. 20) |
| Triples allowed: | 1 | vs. Tarleton State (Feb. 16 at Arlington, Texas) |
| Homers allowed: | 5 | vs. Arkansas State (Feb. 24) |
| Wild pitches: | 1 | (6 times) |
| Hit batters: | 2 | vs. #10 TCU (Feb. 14 at Arlington, Texas) |
| | 2 | vs. Tarleton State (Feb. 16 at Arlington, Texas) |

INDIVIDUAL GAME HIGHS

Individual Batting

| | | |
|------------------|----|---|
| At bats: | 6 | Ryder Helfrick vs. Texas Tech (Feb. 15 at Arlington, Texas) |
| Runs scored: | 4 | Ryder Helfrick vs. Oklahoma State (Feb. 13 at Arlington, Texas) |
| | 4 | Damian Ruiz vs. Northern Colorado (March 17) |
| Hits: | 4 | Camden Kozeal vs. Xavier (Feb. 21) |
| | 4 | Carter Rutenbar vs. Stetson (March 9) |
| RBI: | 4 | Maika Niu vs. Oklahoma State (Feb. 13 at Arlington, Texas) |
| | 4 | Kuhio Aloy vs. Oral Roberts (March 3) |
| | 4 | Camden Kozeal vs. Northern Colorado (March 17) |
| Doubles: | 2 | (5 times) |
| Triples: | 1 | Camden Kozeal vs. Xavier (Feb. 21) |
| | 1 | TJ Pompey vs. #3 Mississippi State [DH-1] (March 14) |
| | 1 | Christian Turner vs. Northern Colorado (March 18) |
| Home runs: | 2 | Ryder Helfrick vs. Oklahoma State (Feb. 13 at Arlington, Texas) |
| Total bases: | 10 | Camden Kozeal vs. Xavier (Feb. 21) |
| Walks: | 4 | Damian Ruiz vs. Texas Tech (Feb. 15 at Arlington, Texas) |
| Strikeouts: | 4 | TJ Pompey vs. Stetson (March 9) |
| Sac hits: | 1 | Carson Brumbaugh vs. Arkansas State (Feb. 25) |
| | 1 | Nolan Souza vs. Stetson (March 8) |
| Sac flies: | 1 | (8 times) |
| Stolen bases: | 2 | (4 times) |
| Hit by pitch: | 1 | (8 times) |
| Caught stealing: | 1 | (7 times) |
| Runners LOB: | 5 | Maika Niu vs. Xavier (Feb. 21) |

Fielding

| | | |
|---------------|----|---|
| Putouts: | 14 | Ryder Helfrick vs. Oklahoma State (Feb. 13 at Arlington, Texas) |
| | 14 | Ryder Helfrick vs. Xavier (Feb. 21) |
| Assists: | 7 | Camden Kozeal vs. Stetson (March 9) |
| Errors: | 2 | Carson Brumbaugh vs. UT Arlington (March 1) |
| | 2 | Carson Brumbaugh vs. Stetson (March 8) |
| Passed balls: | 1 | Ryder Helfrick vs. Arkansas State (Feb. 25) |

Pitching

| | | |
|------------------|-----|---|
| Innings pitched: | 8.0 | Colin Fisher vs. Xavier (Feb. 22) |
| Runs allowed: | 6 | Peyton Lee vs. Arkansas State (Feb. 24) |
| Earned runs: | 6 | Peyton Lee vs. Arkansas State (Feb. 24) |
| Walks allowed: | 3 | (5 times) |
| Strikeouts: | 12 | Hunter Dietz vs. Stetson (March 7) |
| Hits allowed: | 8 | Gabe Gaeckle vs. UT Arlington (Feb. 27) |
| | 8 | Gabe Gaeckle vs. #3 Mississippi State (March 13) |
| Doubles allowed: | 2 | Hunter Dietz vs. #10 TCU (Feb. 14 at Arlington, Texas) |
| | 2 | Gabe Gaeckle vs. Xavier (Feb. 20) |
| | 2 | Gabe Gaeckle vs. UT Arlington (Feb. 27) |
| Triples allowed: | 1 | Peyton Lee vs. Tarleton State (Feb. 16 at Arlington, Texas) |
| Homers allowed: | 2 | (4 times) |
| Wild pitches: | 1 | (6 times) |
| Hit batters: | 2 | Peyton Lee vs. Tarleton State (Feb. 16 at Arlington, Texas) |



Camden Kozeal hit for the cycle against Xavier (Feb. 21), becoming the third Razorback to accomplish the feat in the DVH era (Robert Moore vs. UCA in 2021 & Dylan Leach vs. UCA in 2022).

THE LAST TIME AN ARKANSAS PLAYER...

| | |
|--|---|
| 4 hits in a game..... | Carter Rutenbar vs. Stetson, March 9, 2026 |
| 5 hits in a game..... | Peyton Stovall vs. Missouri State, May 1, 2024 |
| 6 hits in a game..... | Jeremy Jackson vs. Northeastern (Okla.), April 16, 1997 |
| Multiple hits in six consecutive games..... | Charles Davalan at #13 Ole Miss, vs. Oral Roberts & vs. South Carolina, March 14-21, 2025 |
| Multiple hits in seven or more consecutive games..... | Kuhio Aloy (7) vs. Grambling, vs. Charlotte, vs. ULM & vs. Portland, Feb. 25-March 7, 2025 |
| 2 hits in an inning..... | Ryder Helfrick (1B, 1B) & Wehiwa Aloy (2B, 3B) vs. Oral Roberts (4th), March 19, 2025 |
| 2 doubles in an inning..... | Harold Coll vs. SEMO (6th), March 21, 2023 |
| 2 extra-base hits in an inning..... | Wehiwa Aloy (2B, 3B) vs. Oral Roberts (4th), March 19, 2025 |
| Reached base twice in an inning..... | Gabe Fraser (BB, BB) at #7 Georgia (9th), April 11, 2025 |
| 2 doubles in a game..... | Camden Kozeal vs. Northern Colorado, March 17, 2026 |
| 3 doubles in a game..... | Reese Robinett vs. UAPB, April 15, 2025 |
| 4 doubles in a game..... | Rodney Nye vs. Louisiana Tech, March 31, 1998 |
| 3 consecutive at-bats with a double..... | Hudson White vs. James Madison, Feb. 17-18, 2024 |
| 4 consecutive games with a double..... | Cam Kozeal vs. Missouri & vs. Arkansas State, April 5-8, 2025 |
| Led off a game with a triple..... | Braydon Webb vs. #2 Stanford (College World Series), June 18, 2022 |
| 2 triples in a game..... | Jax Biggers vs. Auburn (SEC Tournament), May 25, 2017 |
| Led off a game with a home run..... | Damian Ruiz vs. Northern Colorado, March 17, 2026 |
| 2 home runs in a game..... | Ryder Helfrick (2R, Solo) vs. Oklahoma State, Feb. 13, 2026 |
| 3 home runs in a game..... | Chad Spanberger (Solo, 2R, GS) vs. Auburn (SEC Tournament), May 25, 2017 |
| 2 home runs on Opening Day..... | Ryder Helfrick (2R, Solo) vs. Oklahoma State, Feb. 13, 2026 |
| 2 home runs in an SEC Tournament game..... | Peyton Holt (3R, Solo) vs. #2 Kentucky (SEC Tournament), May 23, 2024 |
| 2 home runs in an NCAA Tournament game..... | Logan Maxwell (2R, Solo) vs. Creighton (NCAA Fayetteville Regional), June 1, 2025 |
| Grand slam..... | Logan Maxwell vs. #16 Tennessee (NCAA Super Regional), June 8, 2025 |
| Grand slam in consecutive games..... | Cayden Wallace vs. UIC, March 12-13, 2022 |
| Grand slam in an SEC Tournament game..... | Jared Wegner vs. Texas A&M (SEC Tournament), May 24, 2023 |
| Grand slam in an NCAA Tournament game..... | Logan Maxwell vs. #16 Tennessee (NCAA Fayetteville Super Regional), June 8, 2025 |
| HR in consecutive at-bats..... | Ryder Helfrick vs. Oklahoma State, Feb. 13, 2026 |
| HR in 2 straight games..... | Camden Kozeal vs. UT Arlington, Feb. 28-March 1, 2026 |
| HR in 3 straight games..... | Ryder Helfrick vs. Creighton (NCAA Fayetteville Regional) & #16 Tennessee (NCAA Fayetteville Super Regional), May 31-June 7, 2025 |
| HR in 4 straight games..... | Wehiwa Aloy at Georgia, vs. UAPB & Texas A&M, April 13-18, 2025 |
| HR in 5 straight games..... | Aaron Murphree vs. OSU, South Dakota State & Siena, March 2-8, 2008 |
| HR in 6 straight games..... | Aaron Murphree vs. OSU, South Dakota State & Siena, March 2-9, 2008 |
| Pinch-hit home run..... | Cam Kozeal at Florida, April 26, 2025 |
| Pinch-hit home run in an SEC game..... | Cam Kozeal at Florida, April 26, 2025 |
| Pinch-hit home run in an NCAA Tournament game..... | Charlie Welch vs. #19 Nebraska (NCAA Regional), June 7, 2021 |
| Back-to-back home runs..... | Wehiwa Aloy (Solo) & Kuhio Aloy (Solo) at #13 Ole Miss, March 15, 2025 |
| Back-to-back-to-back home runs..... | Charles Davalan (2R), Wehiwa Aloy (Solo) & Kuhio Aloy (Solo) at #13 Ole Miss, March 15, 2025 |
| Walk-off home run (non-run rule)..... | TJ Pompey vs. #3 Mississippi State, March 13, 2026 |
| Walk-off home run in an SEC game..... | TJ Pompey vs. #3 Mississippi State, March 13, 2026 |
| Walk-off home run in an SEC Tournament game..... | Kendall Diggs vs. Texas A&M (SEC Tournament), May 24, 2023 |
| Inside-the-park home run..... | Camden Kozeal vs. #17 Ole Miss (SEC Tournament), May 23, 2025 |
| Little League home run..... | Justin Thomas Jr. vs. Little Rock, April 22, 2025 |
| Hit a home run from both sides of the plate in a game..... | Dylan Leach vs. UCA, April 5, 2022 |
| Hit for the cycle..... | Camden Kozeal vs. Xavier, Feb. 21, 2026 |
| 4 runs in a game..... | Damian Ruiz vs. Northern Colorado, March 17, 2026 |
| 5 runs in a game..... | Wehiwa Aloy vs. Portland, March 7, 2025 |
| 6 runs in a game..... | Trevor Ezell vs. Grambling, April 30, 2019 |
| 4 RBI in a game..... | Camden Kozeal vs. Northern Colorado, March 17, 2026 |
| 5 RBI in a game..... | Wehiwa Aloy vs. Creighton (NCAA Fayetteville Regional), May 31, 2025 |
| 6 RBI in a game..... | Reese Robinett vs. #1 Texas, May 3, 2025 |
| 7 RBI in a game..... | Charles Davalan vs. Missouri [DH-1], April 6, 2024 |
| 8 RBI in a game..... | Brent Iredale vs. Portland, March 7, 2025 |
| 9 RBI in a game (program record)..... | Ryan Lundquist vs. Central Missouri St., March 4, 1997 |
| 2 walks in an inning..... | Gabe Fraser at #7 Georgia (9th), April 11, 2025 |
| 4 walks in a game..... | Damian Ruiz vs. Texas Tech, Feb. 16, 2026 |
| 5 walks in a game (program record)..... | Jared Wegner vs. Louisiana Tech, March 12, 2023 |
| Hit by 2 pitches in an inning..... | Logan Maxwell vs. South Carolina (1st), March 22, 2025 |



THE LAST TIME AN ARKANSAS PLAYER...

| | |
|--|--|
| Reached base in 13 consecutive plate appearances..... | Damian Ruiz vs. Oklahoma State, vs. #10 TCU, vs. Texas Tech, vs. Tarleton State, Feb. 13-16, 2026 |
| Reached base in 35 or more consecutive games..... | Charles Davalan (35) vs. Michigan, vs. Grambling, vs. Charlotte, vs. ULM, vs. Portland, vs. UCA, at #13 Ole Miss, vs. Oral Roberts, vs. South Carolina, vs. Missouri State, at #14 Vanderbilt, vs. Grambling, vs. Missouri, vs. Arkansas State, at #7 Georgia, vs. Texas A&M, Feb. 23-April 18, 2025 |
| 2 stolen bases in a game..... | TJ Pompey & Nolan Souza vs. Northern Colorado, March 17, 2026 |
| 3 stolen bases in a game..... | Nolan Souza vs. Arkansas State, April 8, 2025 |
| 4 stolen bases in a game..... | Logan Forsythe vs. Ole Miss, May 19, 2007 |
| Stole home..... | Bobby Wernes vs. Ole Miss, March 28, 2015 |
| 2 errors in a game..... | Carson Brumbaugh vs. Stetson, March 8, 2026 |
| 3 errors in a game..... | Bobby Wernes at LSU, April 12, 2014 |
| 4 errors in a game..... | Chris Shaddy vs. TCU, April 27, 1980 |
| No-hitter (9 innings)..... | Gage Wood vs. Murray State (College World Series), June 16, 2025 |
| Combined no-hitter (9 innings)..... | Nick Schmidt (6.0 IP), Brian McLelland (1.0 IP) & Devin Collis (2.0 IP) vs. Oklahoma State, February 12, 2006 |
| Combined no-hitter (7 innings)..... | Dominic Taccolini (2.0 IP), Matt Cronin (3.0 IP) & Josh Alberius (2.0 IP) vs. Auburn (SEC Tournament), May 25, 2017 |
| 1-hitter (9 innings)..... | Brett Eibner vs. Georgia, April 19, 2009 |
| 1-hitter (8 innings)..... | Colin Fisher vs. Xavier, Feb. 22, 2026 |
| 1-hitter (7 innings)..... | Trevor Stephan at Tennessee, May 6, 2017 |
| Combined 1-hitter (9 innings)..... | James DeCremer (3.2 IP), Steele Eaves (2.2 IP) & Parker Coil (2.2 IP) vs. Arkansas State, Feb. 25, 2026 |
| Combined 1-hitter (7 innings)..... | Colin Fisher (2.0 IP), Tate McGuire (3.0 IP), Dylan Carter (1.0 IP) & Steele Eaves (1.0) vs. Oral Roberts, March 19, 2025 |
| 2-hitter (9 innings)..... | Keaton McKinney vs. Alabama (SEC Tournament), May 2, 2014 |
| 2-hitter (7 innings)..... | Kacey Murphy vs. Florida (SEC Tournament), May 27, 2017 |
| Combined 2-hitter (9 innings)..... | Hunter Dietz (7.0 IP) & Mark Brissey (2.0 IP) vs. UT Arlington, Feb. 28, 2026 |
| Combined 2-hitter (7 innings)..... | Ben Bybee (3.0 IP), Dylan Carter (2.0 IP), Christian Foutch (1.0 IP) & Stone Hewlett (1.0 IP) vs. Little Rock, March 26, 2024 |
| 3-hitter (9 innings)..... | Will McEntire vs. Louisiana Tech, March 11, 2023 |
| Combined 3-hitter (9 innings)..... | Zach Root (7.2 IP), Aiden Jimenez (0.1 IP) & Dylan Carter (1.1 IP) at #14 Vanderbilt, March 28, 2025 |
| Combined 3-hitter (7 innings)..... | Tate McGuire (5.0 IP), Dylan Carter (1.0 IP) & Carson Wiggins (1.0 IP) vs. Little Rock, April 22, 2025 |
| Complete game (10 innings)..... | Dominic Taccolini at #12 Kentucky, April 22, 2016 |
| Complete game (9 innings)..... | Gage Wood vs. Murray State (College World Series), June 16, 2025 |
| Complete game (8 innings)..... | Colin Fisher vs. Xavier, Feb. 22, 2026 |
| Complete game (7 innings)..... | Zach Root vs. South Carolina, March 21, 2025 |
| Complete-game shutout (9 innings)..... | Gage Wood vs. Murray State (College World Series), June 16, 2025 |
| Complete-game shutout (8 innings)..... | Colin Fisher vs. Xavier, Feb. 22, 2026 |
| Complete-game shutout (7 innings)..... | Kacey Murphy vs. Florida (SEC Tournament), May 27, 2017 |
| 10-inning or more start..... | Dominic Taccolini at #12 Kentucky (10 innings), April 22, 2016 |
| Had 10 strikeouts..... | Gabe Gaekle vs. #3 LSU (College World Series), June 14, 2024 |
| Had 11 strikeouts..... | Colin Fisher vs. Xavier, Feb. 22, 2026 |
| Had 12 strikeouts..... | Hunter Dietz vs. Stetson, March 7, 2026 |
| Had 13 strikeouts..... | Gage Wood vs. Creighton, June 1, 2025 |
| Had 14 strikeouts..... | Hagen Smith at #5 Texas A&M, May 16, 2024 |
| Had 15 strikeouts..... | Nick Schmidt vs. Auburn, May 18, 2006 |
| Had 16 strikeouts..... | David Walling vs. Eastern Illinois, Feb. 20, 1998 |
| Had 17 strikeouts..... | Hagen Smith vs. #7 Oregon State, Feb. 23, 2024 |
| Had 18 strikeouts..... | N/A |
| Had 19 strikeouts (program record)..... | Gage Wood vs. Murray State (College World Series), June 16, 2025 |
| Had 10 or more strikeouts in two consecutive outings..... | Hagen Smith vs. #14 Mississippi State (11) & at #5 Texas A&M (14), May 10-16, 2024 |
| Had 10 or more strikeouts in three consecutive outings..... | Hagen Smith at #8 Kentucky (14), vs. #14 Mississippi State (11) & at #5 Texas A&M (14), May 3-16, 2024 |
| Had 10 or more strikeouts in four consecutive outings..... | Hagen Smith vs. Florida (11), at #8 Kentucky (14), vs. #14 Mississippi State (11) & at #5 Texas A&M (15), April 26-May 16, 2024 |
| Had 10 or more strikeouts in five consecutive outings..... | H. Smith at #20 S Carolina (11), vs. Florida (11), at #8 Kentucky (14), vs. #14 Mississippi St (11) & at #5 Texas A&M (14), April 19-May 16, 2024 |
| Had 12 or more strikeouts in consecutive outings..... | Hagen Smith vs. #7 Oregon State (17) & Murray State (12), Feb. 23-March 1, 2024 |
| Had four strikeouts in an inning..... | Stone Hewlett vs. UCA, March 5, 2024 |
| Threw an immaculate inning (9 pitches, 9 strikes, 3 strikeouts)..... | Parker Coil vs. Charlotte, March 2, 2025 |
| Retired 15 consecutive batters in a game..... | Tate McGuire vs. #10 TCU, Feb. 14, 2026 |
| Retired 20 consecutive batters in a game..... | Colin Fisher vs. Xavier, Feb. 22, 2026 |
| Retired 21 consecutive batters in game..... | Gage Wood vs. Murray State (College World Series), June 16, 2025 |
| Consecutive starts of seven or more innings..... | Zach Root vs. South Carolina (7.0 IP) & at #14 Vanderbilt (7.2 IP), March 21-28, 2025 |
| Pitched in five consecutive games..... | Stone Hewlett at #23 Auburn, vs. Little Rock & vs. #8 LSU, March 22-29, 2024 |

THE LAST TIME AN ARKANSAS TEAM...

| | |
|--|--|
| Scored 10 runs..... | vs. Oral Roberts, March 3, 2026 |
| Scored 11 runs..... | vs. UT Arlington, March 1, 2026 |
| Scored 12 runs..... | vs. Oklahoma State, Feb. 13, 2026 |
| Scored 13 runs..... | vs. Northern Colorado, March 17, 2026 |
| Scored 14 runs..... | vs. Missouri [DH-1], April 6, 2025 |
| Scored 15 runs..... | vs. ULM, March 5, 2025 |
| Scored 16 runs..... | vs. Missouri [DH-2], April 6, 2025 |
| Scored 17 runs..... | vs. SEMO (NCAA Regional), May 31, 2024 |
| Scored 18 runs..... | vs. McNeese, March 10, 2024 |
| Scored 19 runs..... | vs. Northwestern State, April 23, 2019 |
| Scored 20 runs..... | vs. Portland, March 7, 2025 |
| Scored 21 runs..... | vs. Missouri, April 5, 2025 |
| Scored 22 runs..... | vs. Louisiana Tech, Feb. 14, 2004 |
| Scored 23 runs..... | Never |
| Scored 24 runs..... | Missouri Southern, Feb. 11, 1998 |
| Scored 25 runs..... | Missouri Southern, Feb. 4, 2001 |
| Scored 26 runs..... | vs. UAPB, April 14, 2021 |
| Scored 27 runs..... | Never |
| Scored 28 runs..... | vs. Wisconsin-Milwaukee (DH-2), Feb. 18, 2007 |
| Scored 29 runs..... | Morningside, April 6, 1968 |
| Scored 30 runs..... | at South Carolina, March 30, 1997 |
| Scored 31 runs..... | Never |
| Scored 32 runs..... | vs. Bucknell, Feb. 17, 2018 |
| Scored 33 runs..... | vs. Southwest Baptist, March 21, 1984 |
| Scored 20 or more runs against an SEC opponent..... | vs. Missouri (21), April 5, 2025 |
| Scored 30 or more runs against an SEC opponent..... | at South Carolina (30), March 30, 1997 |
| Scored 50 or more runs in an SEC weekend series..... | vs. Missouri (51), April 5-6, 2025 |
| Scored 4 runs in an inning..... | vs. Northern Colorado (7th & 8th), March 17, 2026 |
| Scored 5 runs in an inning..... | vs. UT Arlington (6th), March 1, 2026 |
| Scored 6 runs in an inning..... | at Florida (5th), April 26, 2025 |
| Scored 7 runs in an inning..... | at #7 Georgia (9th), April 11, 2025 |
| Scored 8 runs in an inning..... | vs. South Carolina (1st), March 22, 2025 |
| Scored 9 runs in an inning..... | vs. Arkansas State (3rd), April 2, 2024 |
| Scored 10 runs in an inning..... | vs. Charlotte (4th), Feb. 28, 2025 |
| Scored 11 runs in an inning..... | vs. UAPB (5th), April 14, 2021 |
| Scored 12 runs in an inning..... | vs. Oral Roberts (4th), March 19, 2025 |
| Scored 13 runs in an inning..... | Never |
| Scored 14 runs in an inning..... | vs. Saint Louis (1st), April 7, 2010 |
| Had 10 hits..... | vs. #13 UCLA (College World Series), June 17, 2025 |
| Had 11 hits..... | vs. Northern Colorado, March 18, 2026 |
| Had 12 hits..... | vs. Northern Colorado, March 17, 2026 |
| Had 13 hits..... | vs. Stetson, March 7, 2026 |
| Had 14 hits..... | vs. UT Arlington, March 1, 2026 |
| Had 15 hits..... | vs. #17 Tennessee, May 15, 2025 |
| Had 16 hits..... | vs. Missouri [DH-1], April 6, 2025 |
| Had 17 hits..... | vs. #16 NC State (NCAA Super Regional), June 11, 2021 |
| Had 18 hits..... | vs. UAPB, April 15, 2025 |
| Had 19 hits..... | vs. UCA, April 5, 2022 |
| Had 20 hits..... | vs. Grambling, Feb. 27, 2024 |
| Had 21 hits..... | vs. #2 Stanford (College World Series), June 18, 2022 |
| Had 22 hits..... | at #6 Vanderbilt, April 14, 2019 |
| Had 23 hits..... | Centenary, March 31, 1999 |
| Had 24 hits..... | Georgia, March 17, 2001 |
| Had 25 hits..... | at Centenary, March 23, 2005 |
| Had 26-29 hits..... | 28 at South Carolina, March 30, 1997 |
| Had 30 hits..... | vs. Saint Louis, April 7, 2010 |
| Had 31+ hits..... | 32 vs. Southwest Baptist, March 21, 1984 |
| Hit four home runs in a game..... | 4 - Ryder Helfrick (2), Camden Kozeal (1) & Maika Niu (1) vs. Oklahoma State, Feb. 13, 2026 |
| Hit five home runs in a game..... | 5 - Wehiwa Aloy (2), Ryder Helfrick (2) & Cam Kozeal (1) vs. Creighton (NCAA Regional), May 31, 2025 |
| Hit six home runs in a game..... | 6 - Ben McLaughlin (2), Hudson White (2), Wehiwa Aloy (1) & Kendall Diggs (1) vs. SEMO (NCAA Regional), May 31, 2024 |
| Hit seven home runs in a game..... | 7 - Robert Moore (2), Jalen Battles (1), Chris Lanzilli (1), Michael Turner (1), Brady Slavens (1) & Cayden Wallace (1) vs. Oklahoma State (NCAA Regional), June 4, 2022 |
| Hit eight or more home runs in a game..... | 8 - Matt Goodheart (2), Brady Slavens (2), Cullen Smith (2) & Charlie Welch (2) vs. UAPB, April 14, 2021 |
| Hit two grand slams in a game..... | vs. Grambling, Feb. 27, 2024 |
| Hit a grand slam in two consecutive games..... | vs. South Carolina & vs. Missouri State, March 23-25, 2025 |
| Hit a grand slam in three consecutive games..... | vs. UIC & vs. Grambling, March 12-15, 2022 |



THE LAST TIME AN ARKANSAS TEAM...

| | |
|--|--|
| Had brothers hit home runs in the same game..... | Wehiwa Aloy (2nd) & Kuhio Aloy (3rd) vs. UAPB, April 15, 2025 |
| Had brothers hit back-to-back home runs..... | Wehiwa Aloy (Solo) & Kuhio Aloy (Solo) at #13 Ole Miss, March 15, 2025 |
| 3 errors in a game..... | vs. Stetson, March 6, 2026 |
| 4 errors in a game..... | vs. Michigan, Feb. 25, 2024 |
| 5 errors in a game..... | vs. South Carolina (SEC Tournament), May 23, 2018 |
| 6 errors in a game..... | vs. Eastern Illinois, March 5, 2016 |
| 7 errors in a game..... | vs. LA Tech, March 20, 2001 |
| Overcame a seven-run deficit to win..... | vs. Texas Tech, April 16, 2024 |
| Overcame an eight-run deficit to win..... | vs. Charlotte, Feb. 28, 2025 |
| Overcame a nine-run deficit to win..... | at Louisiana Tech, March 1, 2017 |
| Four consecutive run-rule wins..... | vs. ULM & Portland, March 4-8, 2025 |
| Shut out an opponent at home..... | vs. UT Arlington, Feb. 28, 2026 |
| Shut out an opponent on the road..... | at Florida, April 26, 2025 |
| Shut out an opponent at a neutral site..... | vs. Murray State (College World Series), June 16, 2025 |
| Shut out an SEC opponent at home..... | vs. #1 Texas, May 1, 2025 |
| Shut out an SEC opponent on the road..... | at Florida, April 26, 2025 |
| Shut out by an SEC opponent at home..... | vs. #24 Vanderbilt, May 15, 2022 |
| Shut out by an SEC opponent on the road..... | at #5 Texas A&M, May 16, 2024 |
| Threw consecutive shutouts..... | vs. Little Rock (10-0 [7 inn.], 4-0 [9 inn.]), April 22-23, 2025 |
| Threw consecutive seven-inning shutouts..... | vs. UAPB [DH-1 & DH-2] (15-0, 6-0), April 12, 2022 |
| Threw consecutive nine-inning shutouts..... | vs. Missouri (8-0, 6-0), March 15-16, 2024 |
| Threw consecutive seven-inning shutouts against an SEC opponent..... | vs. South Carolina (2-0, 3-0) April 14, 2018 |
| Threw-back-to-back nine-inning shutouts against an SEC opponent..... | vs. Missouri (8-0, 6-0), March 15-16, 2024 |
| Most consecutive shutouts thrown..... | 4, vs. Wisconsin, March 15-16, 1980 |
| Struck out 20 or more opposing batters..... | vs. Creighton (20), June 1, 2025 |
| Struck out 23 opposing batters..... | vs. #7 Oregon State (23), Feb. 23, 2024 |
| Struck out 25 opposing batters (program record)..... | vs. Oklahoma State (25), Feb. 24, 2024 |
| Struck out 10-plus opposing batters in 10 consecutive games..... | vs. #7 Oregon State, Oklahoma State, Michigan, Grambling, Murray State, UCA & McNeese, Feb. 23-March 9, 2024 |
| Struck out 20-plus opposing batters in back-to-back games..... | vs. #7 Oregon State & Oklahoma State, Feb. 23-24, 2024 |
| Had starting pitchers record double-digit strikeouts in three consecutive games..... | Hagen Smith (12), Brady Tygart (10) & Mason Molina (10) vs. Murray State, March 1-3, 2024 |
| Was shut out..... | at #5 Texas A&M (1-0), May 16, 2024 |
| Was shut out in back-to-back games..... | vs. LSU (7-0, 6-0), April 23-24, 2005 |
| Held to 1 hit..... | vs. Missouri State, May 17, 2016 |
| Held to 2 hits..... | vs. #24 Vanderbilt, May 15, 2022 |
| Held to 3 hits..... | vs. #22 TCU, Feb. 22, 2025 |
| Did not strikeout..... | vs. Eastern Illinois, Feb. 16, 2019 |
| Won an SEC home weekend series..... | vs. #3 Mississippi State, March 13-14, 2026 |
| Won an SEC road weekend series..... | at #14 Vanderbilt, March 28-30, 2025 |
| Lost an SEC home weekend series..... | vs. Texas A&M, April 17-18, 2025 |
| Lost an SEC road weekend series..... | at #3 LSU, May 9-11, 2025 |
| Swept an SEC home weekend series..... | vs. #1 Texas, May 1-3, 2025 |
| Swept an SEC road weekend series..... | at #14 Vanderbilt, March 28-30, 2025 |
| Was swept in an SEC home weekend series..... | vs. Alabama, May 13-15, 2016 |
| Was swept in an SEC road weekend series..... | at Georgia, April 20-22, 2023 |
| Won a non-conference home weekend series..... | vs. UT Arlington, Feb. 27-March 1, 2026 |
| Won a non-conference road weekend series..... | at Louisiana Tech, March 12-14, 2021 |
| Lost a non-conference home weekend series..... | vs. South Alabama, Feb. 28-March 1, 2014 |
| Lost a non-conference road weekend series..... | at Texas A&M, Feb. 27-29, 2004 |
| Tied a non-conference home weekend series..... | vs. Stetson, March 6-9, 2026 |
| Swept a non-conference home weekend series..... | vs. Xavier, Feb. 20-22, 2026 |
| Swept a non-conference road weekend series..... | at Northwestern State, Feb. 16-18, 1996 |
| Was swept in a non-conference home weekend series..... | vs. Long Beach State, Feb. 25-27, 2000 |
| Was swept in a non-conference road weekend series..... | at UNLV, March 19-21, 1994 |
| Lost a midweek game..... | vs. Arkansas State, Feb. 24, 2026 |
| Swept a double midweek series..... | vs. Northern Colorado, March 17-18, 2026 |
| Was swept in a double midweek series..... | vs. Gonzaga, March 10-11, 2015 |



HOME RUN CHART

| No. | Player | Game | Date | Opponent | Pitcher | On Base | Inning | Outs | Count | Score | Final |
|-----|--------------------|------|----------|----------------------|---------------------|---------|--------|------|-------|-------|-------------|
| 1 | Ryder Helfrick (1) | 1 | Feb. 13 | vs. Oklahoma State | LHP Hudson Barrett | 1 | 1 | 0 | 0-0 | 0-0 | W, 12-2 (8) |
| 2 | Ryder Helfrick (2) | 1 | Feb. 13 | vs. Oklahoma State | LHP Hudson Barrett | 0 | 3 | 1 | 2-2 | 2-0 | W, 12-2 (8) |
| 3 | Camden Kozeal (1) | 1 | Feb. 13 | vs. Oklahoma State | LHP Drew Blake | 1 | 7 | 0 | 3-2 | 3-2 | W, 12-2 (8) |
| 4 | Maika Niu (1) ! | 1 | Feb. 13 | vs. Oklahoma State | RHP Parker Jennings | 2 | 8 | 2 | 3-1 | 9-2 | W, 12-2 (8) |
| 5 | Kuhio Aloy (1) * | 2 | Feb. 14 | vs. #10 TCU | RHP Zack James | 0 | 7 | 0 | 0-1 | 3-5 | L, 5-4 |
| 6 | Camden Kozeal (2) | 3 | Feb. 15 | vs. Texas Tech | RHP Will Jordan | 0 | 9 | 1 | 0-2 | 4-5 | W, 6-5 (11) |
| 7 | Camden Kozeal (3) | 5 | Feb. 20 | Xavier | RHP Ryan Piech | 2 | 1 | 1 | 1-1 | 0-0 | W, 5-2 |
| 8 | Camden Kozeal (4) | 6 | Feb. 21 | Xavier | RHP Jack Nobe | 1 | 1 | 2 | 2-1 | 0-0 | W, 7-6 |
| 9 | Ryder Helfrick (3) | 6 | Feb. 21 | Xavier | RHP Jack Nobe | 0 | 5 | 1 | 0-0 | 3-4 | W, 7-6 |
| 10 | Kuhio Aloy (2) | 6 | Feb. 21 | Xavier | RHP Karter Muck | 0 | 5 | 2 | 1-1 | 4-4 | W, 7-6 |
| 11 | Zack Stewart (1) * | 7 | Feb. 22 | Xavier | RHP Jack DeTienne | 0 | 2 | 0 | 3-2 | 3-0 | W, 11-0 (8) |
| 12 | Ryder Helfrick (4) | 7 | Feb. 22 | Xavier | RHP Jack DeTienne | 1 | 4 | 1 | 1-0 | 5-0 | W, 11-0 (8) |
| 13 | Kuhio Aloy (3) ! | 7 | Feb. 22 | Xavier | RHP Asher DeLeo | 2 | 8 | 2 | 1-1 | 8-0 | W, 11-0 (8) |
| 14 | Maika Niu (2) * | 8 | Feb. 24 | Arkansas State | RHP Andrew Allen | 0 | 1 | 0 | 3-2 | 0-0 | L, 12-4 |
| 15 | Zack Stewart (2) | 8 | Feb. 24 | Arkansas State | RHP Brett Foss | 0 | 4 | 2 | 2-1 | 2-8 | L, 12-4 |
| 16 | Maika Niu (3) | 11 | Feb. 28 | UT Arlington | RHP Nick Perry | 2 | 3 | 1 | 0-1 | 3-0 | W, 9-0 |
| 17 | Camden Kozeal (5) | 11 | Feb. 28 | UT Arlington | RHP Landon Murphy | 2 | 8 | 2 | 1-1 | 6-0 | W, 9-0 |
| 18 | Zack Stewart (3) | 12 | March 1 | UT Arlington | RHP Zach Evans | 0 | 2 | 1 | 1-2 | 0-0 | W, 11-1 (7) |
| 19 | Camden Kozeal (6) | 12 | March 1 | UT Arlington | RHP Zach Evans | 1 | 3 | 1 | 2-1 | 1-0 | W, 11-1 (7) |
| 20 | Ryder Helfrick (5) | 12 | March 1 | UT Arlington | RHP Jacob Gabler | 1 | 6 | 2 | 0-0 | 7-1 | W, 11-1 (7) |
| 21 | TJ Pompey (1) * | 13 | March 3 | Oral Roberts | RHP Will Yeary | 0 | 4 | 0 | 2-2 | 4-1 | W, 10-2 |
| 22 | Reese Robinett (1) | 17 | March 9 | Stetson | RHP Dallis Moran | 1 | 2 | 1 | 1-1 | 0-4 | L, 6-4 |
| 23 | Zack Stewart (4) | 18 | March 13 | #3 Mississippi State | RHP Ryan McPherson | 0 | 6 | 1 | 3-2 | 3-2 | W, 5-4 |
| 24 | TJ Pompey (2) * ! | 18 | March 13 | #3 Mississippi State | LHP Maddox Miller | 0 | 9 | 0 | 3-2 | 4-4 | W, 5-4 |
| 25 | Damian Ruiz (1) * | 21 | March 17 | Northern Colorado | RHP Mitch Haythorn | 0 | 1 | 0 | 2-1 | 0-2 | W, 13-2 (8) |
| 26 | TJ Pompey (3) * | 21 | March 17 | Northern Colorado | RHP Jax Pfister | 0 | 7 | 0 | 1-1 | 5-2 | W, 13-2 (8) |

* - indicates leadoff home run / ^ - indicates back-to-back home run / ! - indicates walk-off home run / + - indicates pinch-hit home run / & - indicates inside-the-park home run

HOME RUN DATA CHART |||



| No. | Player | Game | Date | Opponent | Pitcher | Location | Distance | Launch Angle | Exit Velo |
|-----|--------------------|------|----------|----------------------|---------------------|----------|-----------------|---------------------|----------------|
| 1 | Ryder Helfrick (1) | 1 | Feb. 13 | vs. Oklahoma State | LHP Hudson Barrett | LC | 428 feet | 28.9 degrees | 111 mph |
| 2 | Ryder Helfrick (2) | 1 | Feb. 13 | vs. Oklahoma State | LHP Hudson Barrett | CF | 432 feet | 28.3 degrees | 109 mph |
| 3 | Camden Kozeal (1) | 1 | Feb. 13 | vs. Oklahoma State | LHP Drew Blake | RC | 412 feet | 31.1 degrees | 109 mph |
| 4 | Maika Niu (1) | 1 | Feb. 13 | vs. Oklahoma State | RHP Parker Jennings | RC | 436 feet | 26.5 degrees | 114 mph |
| 5 | Kuhio Aloy (1) | 2 | Feb. 14 | vs. #10 TCU | RHP Zack James | LC | 448 feet | 25.2 degrees | 111 mph |
| 6 | Camden Kozeal (2) | 3 | Feb. 15 | vs. Texas Tech | RHP Will Jordan | RF | 409 feet | 27.6 degrees | 105 mph |
| 7 | Camden Kozeal (3) | 5 | Feb. 20 | Xavier | RHP Ryan Piech | LC | 378 feet | 24.9 degrees | 107 mph |
| 8 | Camden Kozeal (4) | 6 | Feb. 21 | Xavier | RHP Jack Nobe | RC | 388 feet | 16.6 degrees | 106 mph |
| 9 | Ryder Helfrick (3) | 6 | Feb. 21 | Xavier | RHP Jack Nobe | LC | 395 feet | 14.1 degrees | 108 mph |
| 10 | Kuhio Aloy (2) | 6 | Feb. 21 | Xavier | RHP Karter Muck | LF | 386 feet | 36.1 degrees | 99 mph |
| 11 | Zack Stewart (1) | 7 | Feb. 22 | Xavier | RHP Jack DeTienne | RC | 399 feet | 21.9 degrees | 99 mph |
| 12 | Ryder Helfrick (4) | 7 | Feb. 22 | Xavier | RHP Jack DeTienne | LF | 406 feet | 33.1 degrees | 102 mph |
| 13 | Kuhio Aloy (3) | 7 | Feb. 22 | Xavier | RHP Asher DeLeo | CF | 424 feet | 33.3 degrees | 106 mph |
| 14 | Maika Niu (2) | 8 | Feb. 24 | Arkansas State | RHP Andrew Allen | LF | 407 feet | 36.5 degrees | 106 mph |
| 15 | Zack Stewart (2) | 8 | Feb. 24 | Arkansas State | RHP Brett Foss | RF | 414 feet | 28.7 degrees | 110 mph |
| 16 | Maika Niu (3) | 11 | Feb. 28 | UT Arlington | RHP Nick Perry | LF | 341 feet | 41.7 degrees | 98 mph |
| 17 | Camden Kozeal (5) | 11 | Feb. 28 | UT Arlington | RHP Landon Murphy | RL | 372 feet | 31.9 degrees | 103 mph |
| 18 | Zack Stewart (3) | 12 | March 1 | UT Arlington | RHP Zach Evans | CF | 412 feet | 24.5 degrees | 107 mph |
| 19 | Camden Kozeal (6) | 12 | March 1 | UT Arlington | RHP Zach Evans | CF | 413 feet | 31.1 degrees | 109 mph |
| 20 | Ryder Helfrick (5) | 12 | March 1 | UT Arlington | RHP Jacob Gabler | LF | 389 feet | 26.8 degrees | 105 mph |
| 21 | TJ Pompey (1) | 13 | March 3 | Oral Roberts | RHP Will Yeary | CF | 437 feet | 27.3 degrees | 110 mph |
| 22 | Reese Robinett (1) | 17 | March 9 | Stetson | RHP Dallis Moran | RC | 397 feet | 23.5 degrees | 109 mph |
| 23 | Zack Stewart (4) | 18 | March 13 | #3 Mississippi State | RHP Ryan McPherson | RF | 433 feet | 18.4 degrees | 115 mph |
| 24 | TJ Pompey (2) | 18 | March 13 | #3 Mississippi State | LHP Maddox Miller | RC | 401 feet | 34.1 degrees | 106 mph |
| 25 | Damian Ruiz (1) | 21 | March 17 | Northern Colorado | RHP Mitch Haythorn | LF | 386 feet | 28.5 degrees | 103 mph |
| 26 | TJ Pompey (3) | 21 | March 17 | Northern Colorado | RHP Jax Pfister | LF | 354 feet | 19.1 degrees | 102 mph |

LF - left field | LL - left field line | LC - left center field | CF - center field | RC - right center field | RF - right field | RL - right field line



||| TEAM PITCHING GAME-BY-GAME

STARTERS GAME-BY-GAME

| Opponent | W-L | IP | H | R | ER | BB | SO |
|------------------|-----|-----|---|---|----|----|----|
| vs. Oklahoma St. | -- | 4.1 | 4 | 2 | 1 | 1 | 9 |
| vs. #10 TCU | L | 2.0 | 3 | 4 | 4 | 3 | 5 |
| vs. Texas Tech | -- | 5.0 | 1 | 0 | 0 | 2 | 8 |
| vs. Tarleton St. | -- | 4.1 | 4 | 1 | 1 | 1 | 5 |
| Xavier | W | 5.0 | 4 | 1 | 1 | 2 | 7 |
| Xavier | -- | 4.0 | 5 | 4 | 2 | 1 | 9 |
| Xavier | W | 8.0 | 1 | 0 | 0 | 0 | 11 |
| Arkansas St. | L | 2.0 | 6 | 6 | 6 | 0 | 2 |
| Arkansas St. | -- | 3.2 | 1 | 0 | 0 | 0 | 3 |
| UT Arlington | L | 5.1 | 8 | 4 | 4 | 2 | 5 |
| UT Arlington | W | 7.0 | 2 | 0 | 0 | 1 | 8 |
| UT Arlington | W | 6.0 | 5 | 1 | 0 | 1 | 7 |
| Oral Roberts | -- | 2.0 | 5 | 1 | 1 | 1 | 1 |
| Stetson | W | 6.0 | 5 | 0 | 0 | 1 | 6 |
| Stetson | W | 6.0 | 4 | 1 | 0 | 0 | 12 |
| Stetson | L | 4.0 | 6 | 4 | 3 | 0 | 4 |
| Stetson | L | 0.0 | 4 | 4 | 4 | 1 | 0 |
| #3 MSU | -- | 5.2 | 8 | 2 | 2 | 3 | 4 |
| #3 MSU [DH-1] | L | 4.2 | 4 | 5 | 5 | 3 | 8 |
| #3 MSU [DH-2] | -- | 4.2 | 4 | 3 | 3 | 2 | 6 |
| UNC | -- | 2.0 | 2 | 2 | 2 | 2 | 2 |
| UNC | W | 5.0 | 1 | 0 | 0 | 3 | 6 |

BULLPEN GAME-BY-GAME

| Opponent | W-L | IP | H | R | ER | BB | SO |
|------------------|-----|-----|----|----|----|----|----|
| vs. Oklahoma St. | W | 3.2 | 0 | 0 | 0 | 1 | 6 |
| vs. #10 TCU | -- | 5.0 | 0 | 0 | 0 | 0 | 4 |
| vs. Texas Tech | W | 6.0 | 4 | 5 | 5 | 6 | 5 |
| vs. Tarleton St. | W | 4.2 | 2 | 0 | 0 | 1 | 8 |
| Xavier | -- | 4.0 | 5 | 1 | 1 | 0 | 2 |
| Xavier | W | 5.0 | 4 | 2 | 2 | 0 | 5 |
| Xavier | -- | -- | -- | -- | -- | -- | -- |
| Arkansas St. | -- | 7.0 | 8 | 6 | 5 | 3 | 8 |
| Arkansas St. | W | 5.1 | 0 | 0 | 0 | 3 | 10 |
| UT Arlington | -- | 3.2 | 1 | 0 | 0 | 0 | 5 |
| UT Arlington | -- | 2.0 | 0 | 0 | 0 | 1 | 3 |
| UT Arlington | -- | 1.0 | 0 | 0 | 0 | 0 | 1 |
| Oral Roberts | W | 7.0 | 4 | 1 | 1 | 1 | 10 |
| Stetson | -- | 3.0 | 3 | 1 | 1 | 1 | 5 |
| Stetson | -- | 1.0 | 0 | 0 | 0 | 0 | 1 |
| Stetson | -- | 5.0 | 1 | 0 | 0 | 3 | 5 |
| Stetson | -- | 9.0 | 7 | 2 | 2 | 0 | 5 |
| #3 MSU | W | 3.1 | 3 | 2 | 2 | 2 | 3 |
| #3 MSU [DH-1] | -- | 4.1 | 4 | 2 | 2 | 3 | 3 |
| #3 MSU [DH-2] | W | 4.1 | 2 | 0 | 0 | 1 | 5 |
| UNC | W | 6.0 | 2 | 0 | 0 | 4 | 10 |
| UNC | -- | 4.0 | 4 | 4 | 4 | 1 | 1 |

STARTING PITCHER GAME-BY-GAME

| Date / Opponent | Starting Pitcher |
|----------------------------|--------------------|
| Feb. 13 / vs. Oklahoma St. | RHP Gabe Gaeckle |
| Feb. 14 / vs. #10 TCU | LHP Hunter Dietz |
| Feb. 15 / vs. Texas Tech | LHP Colin Fisher |
| Feb. 16 / vs. Tarleton St. | RHP Peyton Lee |
| Feb. 20 / Xavier | RHP Gabe Gaeckle |
| Feb. 21 / Xavier | LHP Hunter Dietz |
| Feb. 22 / Xavier | LHP Colin Fisher |
| Feb. 24 / Arkansas St. | LHP Peyton Lee |
| Feb. 25 / Arkansas St. | RHP James DeCremer |
| Feb. 27 / UT Arlington | RHP Gabe Gaeckle |
| Feb. 28 / UT Arlington | LHP Hunter Dietz |
| March 1 / UT Arlington | LHP Colin Fisher |
| March 3 / Oral Roberts | RHP James DeCremer |
| March 6 / Stetson | RHP Gabe Gaeckle |
| March 7 / Stetson | LHP Hunter Dietz |
| March 8 / Stetson | LHP Colin Fisher |
| March 9 / Stetson | RHP James DeCremer |
| March 13 / #3 MSU | RHP Gabe Gaeckle |
| March 14 / #3 MSU [DH-1] | LHP Hunter Dietz |
| March 14 / #3 MSU [DH-2] | LHP Colin Fisher |
| March 17 / UNC | RHP Mark Brissey |
| March 18 / UNC | RHP Peyton Lee |



STARTER STATISTICS

| Player | era | w-l | app | gs | cg | sho | sv | ip | h | r | er | bb | so | 2b | 3b | hr | b/avg | wp | hp | bk | sfa | sha |
|-------------------|------|------|-----|----|----|-----|----|------|----|----|----|----|-----|----|----|----|-------|----|----|----|-----|-----|
| 38 Colin Fisher | 1.95 | 2-1 | 5 | 5 | 1 | 1/0 | 0 | 27.2 | 17 | 8 | 6 | 5 | 36 | 2 | 0 | 2 | .170 | 0 | 1 | 0 | 0 | 0 |
| 20 Gabe Gaeckle | 2.73 | 2-1 | 5 | 5 | 0 | 0/0 | 0 | 26.1 | 29 | 9 | 8 | 9 | 31 | 5 | 0 | 3 | .282 | 0 | 1 | 0 | 2 | 2 |
| 32 Hunter Dietz | 4.18 | 2-2 | 5 | 5 | 0 | 0/1 | 0 | 23.2 | 18 | 14 | 11 | 8 | 42 | 4 | 0 | 1 | .200 | 2 | 2 | 0 | 0 | 1 |
| 22 Peyton Lee | 5.56 | 1-1 | 3 | 3 | 0 | 0/0 | 0 | 11.1 | 11 | 7 | 7 | 4 | 13 | 1 | 1 | 2 | .262 | 1 | 3 | 0 | 0 | 0 |
| 40 James DeCremer | 7.94 | 0-1 | 3 | 3 | 0 | 0/1 | 0 | 5.2 | 10 | 5 | 5 | 2 | 4 | 1 | 0 | 1 | .385 | 1 | 0 | 0 | 0 | 0 |
| 14 Mark Brissey | 9.00 | 0-0 | 1 | 1 | 0 | 0/0 | 0 | 2.0 | 2 | 2 | 2 | 2 | 2 | 0 | 0 | 0 | .286 | 0 | 1 | 0 | 0 | 0 |
| Totals | 3.63 | 7-6 | 22 | 22 | 1 | 3/2 | 0 | 96.2 | 87 | 45 | 39 | 30 | 128 | 13 | 1 | 9 | .236 | 4 | 8 | 0 | 2 | 3 |
| Opponents | 6.61 | 3-11 | 22 | 22 | 0 | 0/0 | 0 | 79.0 | 90 | 69 | 58 | 50 | 94 | 17 | 1 | 13 | .280 | 10 | 3 | 0 | 0 | 1 |

TEAM RECORD PER STARTER

| Pitcher (Total Starts) | Record |
|------------------------|--------|
| Colin Fisher (5) | 4-1 |
| Gabe Gaeckle (5) | 4-1 |
| Hunter Dietz (5) | 3-2 |
| James DeCremer (3) | 2-1 |
| Peyton Lee (3) | 2-1 |
| Mark Brissey (1) | 1-0 |

QUALITY STARTS

| Pitcher (Total Starts) | QS | Record |
|------------------------|----|--------|
| Hunter Dietz (5) | 2 | 2-0 |
| Colin Fisher (5) | 2 | 2-0 |
| Gabe Gaeckle (5) | 1 | 1-0 |
| James DeCremer (3) | 0 | 0-0 |
| Peyton Lee (3) | 0 | 0-0 |
| Mark Brissey (1) | 0 | 0-0 |

RUN SUPPORT

| Pitcher (Total Starts) | Runs | Per Start |
|------------------------|------|-----------|
| Mark Brissey (1) | 13 | 13.0 |
| Colin Fisher (5) | 36 | 7.2 |
| Hunter Dietz (5) | 35 | 7.0 |
| Gabe Gaeckle (5) | 32 | 6.4 |
| Peyton Lee (3) | 16 | 5.3 |
| James DeCremer (3) | 15 | 5.0 |

RELIEVER STATISTICS

| Player | era | w-l | app | gs | cg | sho | sv | ip | h | r | er | bb | so | 2b | 3b | hr | b/avg | wp | hp | bk | sfa | sha |
|--------------------|-------|-----|-----|----|----|-----|----|-------|-----|----|----|----|-----|----|----|----|-------|----|----|----|-----|-----|
| 13 Steele Eaves | 0.00 | 3-0 | 7 | 0 | 0 | 0/1 | 0 | 15.0 | 7 | 0 | 0 | 3 | 12 | 0 | 0 | 0 | .137 | 0 | 2 | 0 | 0 | 1 |
| 33 Ethan McElvain | 0.00 | 3-0 | 5 | 0 | 0 | 0/0 | 0 | 9.1 | 3 | 0 | 0 | 3 | 15 | 0 | 0 | 0 | .094 | 0 | 0 | 0 | 0 | 0 |
| 14 Mark Brissey | 0.00 | 0-0 | 4 | 0 | 0 | 0/1 | 1 | 6.0 | 1 | 0 | 0 | 2 | 9 | 0 | 0 | 0 | .053 | 0 | 1 | 0 | 0 | 0 |
| 11 Luke Cornelison | 0.00 | 0-0 | 2 | 0 | 0 | 0/0 | 0 | 4.0 | 3 | 1 | 0 | 2 | 3 | 0 | 0 | 0 | .200 | 1 | 0 | 0 | 0 | 0 |
| 40 James DeCremer | 0.00 | 0-0 | 1 | 0 | 0 | 0/0 | 0 | 2.0 | 1 | 0 | 0 | 1 | 1 | 0 | 0 | 0 | .167 | 1 | 0 | 0 | 0 | 0 |
| 28 Jordan Martin | 0.00 | 0-0 | 2 | 0 | 0 | 0/0 | 0 | 2.0 | 3 | 0 | 0 | 1 | 3 | 0 | 0 | 0 | .333 | 0 | 0 | 0 | 0 | 0 |
| 15 Jackson Kircher | 1.50 | 1-0 | 5 | 0 | 0 | 0/0 | 0 | 6.0 | 3 | 1 | 1 | 3 | 10 | 0 | 0 | 0 | .143 | 0 | 1 | 0 | 0 | 0 |
| 29 Cole Gibler | 1.53 | 2-0 | 5 | 0 | 0 | 0/0 | 1 | 17.2 | 9 | 3 | 3 | 5 | 18 | 1 | 0 | 2 | .143 | 0 | 2 | 0 | 0 | 0 |
| 36 Parker Coil | 3.18 | 0-0 | 7 | 0 | 0 | 0/1 | 1 | 11.1 | 8 | 4 | 4 | 4 | 18 | 1 | 0 | 2 | .211 | 0 | 0 | 0 | 1 | 2 |
| 26 Tate McGuire | 3.31 | 0-0 | 6 | 0 | 0 | 0/0 | 0 | 16.1 | 8 | 6 | 6 | 3 | 13 | 0 | 0 | 2 | .148 | 0 | 1 | 0 | 0 | 0 |
| 48 Cooper Dossett | 13.50 | 0-0 | 5 | 0 | 0 | 0/0 | 0 | 4.2 | 4 | 7 | 7 | 4 | 4 | 1 | 0 | 1 | .235 | 0 | 0 | 0 | 0 | 0 |
| 34 Joey Lorenzini | 45.00 | 0-0 | 2 | 0 | 0 | 0/0 | 0 | 1.0 | 5 | 5 | 5 | 1 | 0 | 0 | 0 | 2 | .625 | 0 | 1 | 1 | 0 | 0 |
| Totals | 2.45 | 9-0 | 22 | 0 | 0 | 3/2 | 3 | 95.1 | 55 | 27 | 26 | 32 | 106 | 3 | 0 | 9 | .165 | 2 | 8 | 1 | 1 | 3 |
| Opponents | 6.24 | 3-5 | 22 | 0 | 0 | 0/0 | 5 | 102.1 | 122 | 78 | 71 | 62 | 97 | 25 | 2 | 13 | .299 | 16 | 5 | 3 | 8 | 1 |



||| GAME-BY-GAME BATTING ORDER

RECORD: 16-6 • **HOME:** 13-5 • **AWAY:** 0-0 • **NEUTRAL:** 3-1 • **SEC:** 2-1

| Date | Opponent | 1 | 2 | 3 | 4 | 5 | 6 | 7 | 8 | 9 |
|----------|-----------------------------|-------|----------|----------|----------|----------|----------|----------|-----------|-----------|
| Feb. 13 | vs. Oklahoma State | Souza | Helfrick | Kozeal | Niu | Aloy | Robinett | Pompey | Brumbaugh | Ruiz |
| Feb. 14 | vs. #10 TCU | Souza | Helfrick | Kozeal | Niu | Aloy | Robinett | Pompey | Brumbaugh | Ruiz |
| Feb. 15 | vs. Texas Tech | Ruiz | Helfrick | Niu | Kozeal | Peck | Rutenbar | Pompey | Brumbaugh | Turner |
| Feb. 16 | vs. Tarleton State | Ruiz | Helfrick | Kozeal | Niu | Robinett | Souza | Pompey | Stewart | Brumbaugh |
| Feb. 20 | Xavier | Ruiz | Souza | Helfrick | Kozeal | Aloy | Robinett | Niu | Pompey | Brumbaugh |
| Feb. 21 | Xavier | Ruiz | Souza | Helfrick | Kozeal | Aloy | Robinett | Niu | Pompey | Brumbaugh |
| Feb. 22 | Xavier | Niu | Souza | Helfrick | Kozeal | Aloy | Robinett | Pompey | Stewart | Brumbaugh |
| Feb. 24 | Arkansas State | Niu | Souza | Helfrick | Kozeal | Aloy | Robinett | Pompey | Stewart | Willis |
| Feb. 25 | Arkansas State | Niu | Helfrick | Robinett | Aloy | Souza | Stewart | Pompey | Turner | Brumbaugh |
| Feb. 27 | UT Arlington | Ruiz | Helfrick | Kozeal | Aloy | Robinett | Niu | Souza | Pompey | Brumbaugh |
| Feb. 28 | UT Arlington | Ruiz | Kozeal | Helfrick | Aloy | Robinett | Stewart | Niu | Souza | Brumbaugh |
| March 1 | UT Arlington | Ruiz | Kozeal | Helfrick | Aloy | Robinett | Stewart | Niu | Souza | Brumbaugh |
| March 3 | Oral Roberts | Ruiz | Helfrick | Kozeal | Aloy | Robinett | Niu | Stewart | Brumbaugh | Pompey |
| March 6 | Stetson | Ruiz | Helfrick | Kozeal | Aloy | Stewart | Niu | Robinett | Pompey | Brumbaugh |
| March 7 | Stetson | Ruiz | Kozeal | Helfrick | Stewart | Aloy | Robinett | Niu | Souza | Pompey |
| March 8 | Stetson | Ruiz | Helfrick | Kozeal | Aloy | Robinett | Niu | Souza | Rutenbar | Brumbaugh |
| March 9 | Stetson | Ruiz | Kozeal | Helfrick | Rutenbar | Aloy | Robinett | Niu | Souza | Pompey |
| March 13 | #3 Mississippi State | Ruiz | Kozeal | Helfrick | Stewart | Niu | Rutenbar | Aloy | Robinett | Souza |
| March 14 | #3 Mississippi State [DH-1] | Ruiz | Kozeal | Helfrick | Niu | Stewart | Aloy | Robinett | Pompey | Souza |
| March 14 | #3 Mississippi State [DH-2] | Ruiz | Kozeal | Helfrick | Stewart | Aloy | Niu | Robinett | Pompey | Souza |
| March 17 | Northern Colorado | Ruiz | Kozeal | Helfrick | Stewart | Niu | Rutenbar | Pompey | Souza | Schaefer |
| March 18 | Northern Colorado | Ruiz | Kozeal | Aloy | Stewart | Rutenbar | Pompey | Robinett | Brumbaugh | Turner |

GAME-BY-GAME DEFENSIVE LINEUP |||



RECORD: 16-6 • **HOME:** 13-5 • **AWAY:** 0-0 • **NEUTRAL:** 3-1 • **SEC:** 2-1

| Date | Opponent | C | 1B | 2B | 3B | SS | LF | CF | RF | DH | SP |
|----------|-----------------------------|----------|----------|--------|-----------|-----------|---------|------|----------|----------|----------|
| Feb. 13 | vs. Oklahoma State | Helfrick | Robinett | Kozeal | Pompey | Brumbaugh | Ruiz | Niu | Aloy | Souza | Gaeckle |
| Feb. 14 | vs. #10 TCU | Helfrick | Robinett | Kozeal | Pompey | Brumbaugh | Ruiz | Niu | Aloy | Souza | Dietz |
| Feb. 15 | vs. Texas Tech | Helfrick | Peck | Kozeal | Pompey | Brumbaugh | Ruiz | Niu | Turner | Rutenbar | Fisher |
| Feb. 16 | vs. Tarleton State | Helfrick | Robinett | Kozeal | Pompey | Brumbaugh | Ruiz | Niu | Stewart | Souza | Lee |
| Feb. 20 | Xavier | Helfrick | Robinett | Kozeal | Pompey | Brumbaugh | Ruiz | Niu | Aloy | Souza | Gaeckle |
| Feb. 21 | Xavier | Helfrick | Robinett | Kozeal | Pompey | Brumbaugh | Ruiz | Niu | Aloy | Souza | Dietz |
| Feb. 22 | Xavier | Helfrick | Robinett | Kozeal | Pompey | Brumbaugh | Stewart | Niu | Aloy | Souza | Fisher |
| Feb. 24 | Arkansas State | Helfrick | Robinett | Kozeal | Souza | Pompey | Stewart | Niu | Aloy | Willis | Lee |
| Feb. 25 | Arkansas State | Helfrick | Robinett | Souza | Pompey | Brumbaugh | Turner | Niu | Aloy | Stewart | DeCremer |
| Feb. 27 | UT Arlington | Helfrick | Robinett | Souza | Pompey | Brumbaugh | Ruiz | Niu | Aloy | Kozeal | Gaeckle |
| Feb. 28 | UT Arlington | Helfrick | Robinett | Kozeal | Souza | Brumbaugh | Ruiz | Niu | Stewart | Aloy | Dietz |
| March 1 | UT Arlington | Helfrick | Robinett | Kozeal | Souza | Brumbaugh | Ruiz | Niu | Stewart | Aloy | Fisher |
| March 3 | Oral Roberts | Helfrick | Robinett | Kozeal | Pompey | Brumbaugh | Ruiz | Niu | Aloy | Stewart | DeCremer |
| March 6 | Stetson | Helfrick | Robinett | Kozeal | Pompey | Brumbaugh | Ruiz | Niu | Stewart | Aloy | Gaeckle |
| March 7 | Stetson | Helfrick | Robinett | Kozeal | Souza | Pompey | Ruiz | Niu | Aloy | Stewart | Dietz |
| March 8 | Stetson | Helfrick | Robinett | Kozeal | Souza | Brumbaugh | Ruiz | Niu | Rutenbar | Aloy | Fisher |
| March 9 | Stetson | Helfrick | Robinett | Kozeal | Pompey | Souza | Ruiz | Niu | Aloy | Rutenbar | DeCremer |
| March 13 | #3 Mississippi State | Helfrick | Rutenbar | Souza | Robinett | Kozeal | Ruiz | Niu | Aloy | Stewart | Gaeckle |
| March 14 | #3 Mississippi State [DH-1] | Helfrick | Robinett | Souza | Pompey | Kozeal | Ruiz | Niu | Aloy | Stewart | Dietz |
| March 14 | #3 Mississippi State [DH-2] | Helfrick | Robinett | Souza | Pompey | Kozeal | Ruiz | Niu | Aloy | Stewart | Fisher |
| March 17 | Northern Colorado | Helfrick | Rutenbar | Souza | Pompey | Kozeal | Ruiz | Niu | Schaefer | Stewart | Brissey |
| March 18 | Northern Colorado | Rutenbar | Robinett | Kozeal | Brumbaugh | Pompey | Turner | Ruiz | Stewart | Aloy | Lee |



||| GAME-BY-GAME HITTING

RECORD: 16-6 • HOME: 13-5 • AWAY: 0-0 • NEUTRAL: 3-1 • SEC: 2-1

| Date | Opponent | AB | R | H | RBI | 2B | 3B | HR | BB | IBB | SB | CS | HBP | SAC | SF | GDP | K | PO | A | E | Avg |
|----------|-----------------------------|------------|------------|------------|------------|-----------|----------|-----------|------------|----------|-----------|----------|----------|----------|----------|-----------|------------|------------|------------|-----------|-------------|
| Feb. 13 | vs. Oklahoma State | 35 | 12 | 13 | 12 | 1 | 0 | 4 | 4 | 1 | 2 | 1 | 0 | 0 | 1 | 0 | 11 | 24 | 6 | 1 | .371 |
| Feb. 14 | vs. #10 TCU | 34 | 4 | 6 | 3 | 1 | 0 | 1 | 7 | 0 | 2 | 0 | 1 | 0 | 0 | 0 | 14 | 24 | 5 | 0 | .275 |
| Feb. 15 | vs. Texas Tech | 40 | 6 | 9 | 4 | 1 | 0 | 1 | 7 | 0 | 2 | 0 | 0 | 0 | 1 | 0 | 14 | 33 | 9 | 0 | .257 |
| Feb. 16 | vs. Tarleton State | 34 | 3 | 8 | 3 | 2 | 0 | 0 | 2 | 0 | 1 | 1 | 0 | 0 | 0 | 1 | 7 | 27 | 6 | 1 | .252 |
| Feb. 20 | Xavier | 28 | 5 | 5 | 5 | 2 | 0 | 1 | 2 | 0 | 0 | 1 | 1 | 0 | 0 | 1 | 12 | 27 | 13 | 1 | .240 |
| Feb. 21 | Xavier | 37 | 7 | 13 | 7 | 1 | 1 | 3 | 4 | 0 | 1 | 1 | 0 | 0 | 0 | 0 | 10 | 27 | 8 | 2 | .260 |
| Feb. 22 | Xavier | 37 | 11 | 14 | 11 | 3 | 0 | 3 | 4 | 1 | 0 | 0 | 0 | 0 | 0 | 0 | 10 | 24 | 11 | 0 | .278 |
| Feb. 24 | Arkansas State | 32 | 4 | 8 | 4 | 0 | 0 | 2 | 4 | 0 | 0 | 0 | 0 | 0 | 0 | 1 | 9 | 27 | 9 | 1 | .274 |
| Feb. 25 | Arkansas State | 27 | 1 | 7 | 1 | 0 | 0 | 0 | 6 | 1 | 2 | 0 | 0 | 1 | 0 | 2 | 7 | 27 | 11 | 1 | .273 |
| Feb. 27 | UT Arlington | 31 | 3 | 4 | 3 | 2 | 0 | 0 | 2 | 0 | 0 | 0 | 0 | 0 | 0 | 2 | 11 | 27 | 11 | 0 | .260 |
| Feb. 28 | UT Arlington | 34 | 9 | 12 | 9 | 0 | 0 | 2 | 3 | 0 | 1 | 0 | 1 | 0 | 1 | 1 | 5 | 27 | 10 | 0 | .268 |
| March 1 | UT Arlington | 32 | 11 | 14 | 11 | 4 | 0 | 3 | 6 | 0 | 3 | 0 | 0 | 0 | 1 | 0 | 3 | 21 | 8 | 2 | .282 |
| March 3 | Oral Roberts | 37 | 10 | 12 | 8 | 2 | 0 | 1 | 6 | 0 | 1 | 0 | 0 | 0 | 1 | 0 | 9 | 27 | 8 | 1 | .285 |
| March 6 | Stetson | 33 | 7 | 13 | 7 | 5 | 0 | 0 | 6 | 0 | 0 | 0 | 0 | 0 | 1 | 2 | 5 | 27 | 4 | 3 | .293 |
| March 7 | Stetson | 28 | 13 | 13 | 12 | 3 | 0 | 0 | 9 | 0 | 4 | 1 | 1 | 0 | 2 | 0 | 5 | 21 | 5 | 1 | .303 |
| March 8 | Stetson | 29 | 1 | 5 | 1 | 2 | 0 | 0 | 6 | 0 | 1 | 0 | 0 | 1 | 0 | 1 | 5 | 27 | 12 | 2 | .295 |
| March 9 | Stetson | 39 | 4 | 12 | 3 | 2 | 0 | 1 | 1 | 0 | 0 | 1 | 1 | 0 | 0 | 0 | 10 | 27 | 15 | 0 | .296 |
| March 13 | #3 Mississippi State | 32 | 5 | 7 | 5 | 1 | 0 | 2 | 1 | 0 | 0 | 0 | 0 | 0 | 0 | 0 | 10 | 27 | 10 | 1 | .292 |
| March 14 | #3 Mississippi State [DH-1] | 33 | 2 | 6 | 2 | 2 | 1 | 0 | 2 | 0 | 1 | 0 | 0 | 0 | 0 | 0 | 11 | 27 | 8 | 0 | .286 |
| March 14 | #3 Mississippi State [DH-2] | 32 | 7 | 8 | 4 | 1 | 0 | 0 | 7 | 0 | 3 | 1 | 1 | 0 | 0 | 0 | 13 | 27 | 10 | 1 | .285 |
| March 17 | Northern Colorado | 33 | 13 | 12 | 10 | 5 | 0 | 2 | 14 | 0 | 5 | 0 | 1 | 0 | 0 | 2 | 5 | 24 | 7 | 1 | .288 |
| March 18 | Northern Colorado | 33 | 9 | 11 | 8 | 2 | 1 | 0 | 9 | 0 | 4 | 0 | 1 | 0 | 0 | 2 | 5 | 27 | 13 | 0 | .290 |
| | Totals | 730 | 147 | 212 | 133 | 42 | 3 | 26 | 112 | 3 | 33 | 7 | 8 | 2 | 8 | 15 | 191 | 576 | 199 | 19 | .290 |



RECORD: 16-6 • HOME: 13-5 • AWAY: 0-0 • NEUTRAL: 3-1 • SEC: 2-1

| Date | Opponent | IP | H | R | ER | BB | SO | 2B | 3B | HR | WP | BK | HBP | DP | IBB | Score | W | L | SV | ERA |
|----------|-----------------------------|--------------|------------|-----------|-----------|-----------|------------|-----------|----------|-----------|----------|----------|-----------|-----------|----------|---------------|-----------|----------|----------|-------------|
| Feb. 13 | vs. Oklahoma State | 8.0 | 4 | 2 | 1 | 2 | 15 | 0 | 0 | 1 | 0 | 0 | 0 | 0 | 0 | 12-2 | 1 | 0 | 0 | 1.12 |
| Feb. 14 | vs. #10 TCU | 8.0 | 4 | 5 | 5 | 4 | 10 | 2 | 0 | 0 | 0 | 0 | 2 | 0 | 0 | 4-5 | 1 | 1 | 0 | 3.38 |
| Feb. 15 | vs. Texas Tech | 11.0 | 5 | 5 | 5 | 8 | 13 | 0 | 0 | 0 | 1 | 0 | 1 | 1 | 0 | 6-5 | 2 | 1 | 0 | 3.67 |
| Feb. 16 | vs. Tarleton State | 9.0 | 6 | 1 | 1 | 2 | 13 | 1 | 1 | 0 | 1 | 0 | 2 | 1 | 0 | 3-1 | 3 | 1 | 1 | 3.00 |
| Feb. 20 | Xavier | 9.0 | 9 | 2 | 2 | 2 | 9 | 3 | 0 | 2 | 0 | 0 | 1 | 1 | 0 | 5-2 | 4 | 1 | 2 | 2.80 |
| Feb. 21 | Xavier | 9.0 | 9 | 6 | 4 | 1 | 14 | 0 | 0 | 2 | 0 | 0 | 1 | 0 | 0 | 7-6 | 5 | 1 | 2 | 3.00 |
| Feb. 22 | Xavier | 8.0 | 1 | 0 | 0 | 0 | 11 | 0 | 0 | 0 | 0 | 0 | 0 | 0 | 0 | 11-0 | 6 | 1 | 2 | 2.61 |
| Feb. 24 | Arkansas State | 9.0 | 14 | 12 | 11 | 3 | 10 | 1 | 0 | 5 | 1 | 0 | 1 | 1 | 0 | 4-12 | 6 | 2 | 2 | 3.68 |
| Feb. 25 | Arkansas State | 9.0 | 1 | 0 | 0 | 3 | 13 | 1 | 0 | 0 | 0 | 0 | 0 | 0 | 1 | 1-0 | 7 | 2 | 3 | 3.26 |
| Feb. 27 | UT Arlington | 9.0 | 9 | 4 | 4 | 2 | 10 | 2 | 0 | 1 | 0 | 0 | 1 | 1 | 0 | 3-4 | 7 | 3 | 3 | 3.34 |
| Feb. 28 | UT Arlington | 9.0 | 2 | 0 | 0 | 2 | 11 | 1 | 0 | 0 | 0 | 0 | 0 | 0 | 0 | 9-0 | 8 | 3 | 3 | 3.03 |
| March 1 | UT Arlington | 7.0 | 5 | 1 | 0 | 1 | 8 | 1 | 0 | 0 | 0 | 0 | 1 | 1 | 0 | 11-1 | 9 | 3 | 3 | 2.83 |
| March 3 | Oral Roberts | 9.0 | 9 | 2 | 2 | 2 | 11 | 0 | 0 | 1 | 0 | 0 | 1 | 1 | 0 | 10-2 | 10 | 3 | 3 | 2.76 |
| March 6 | Stetson | 9.0 | 8 | 1 | 1 | 2 | 11 | 1 | 0 | 0 | 0 | 0 | 0 | 0 | 0 | 7-1 | 11 | 3 | 3 | 2.63 |
| March 7 | Stetson | 7.0 | 4 | 1 | 0 | 0 | 13 | 0 | 0 | 0 | 1 | 0 | 0 | 0 | 0 | 13-1 | 12 | 3 | 3 | 2.49 |
| March 8 | Stetson | 9.0 | 7 | 4 | 3 | 3 | 9 | 1 | 0 | 2 | 0 | 0 | 0 | 1 | 0 | 1-4 | 12 | 4 | 3 | 2.53 |
| March 9 | Stetson | 9.0 | 11 | 6 | 6 | 1 | 5 | 0 | 0 | 1 | 1 | 0 | 1 | 2 | 0 | 4-6 | 12 | 5 | 3 | 2.74 |
| March 13 | #3 Mississippi State | 9.0 | 11 | 4 | 4 | 5 | 7 | 1 | 0 | 1 | 0 | 0 | 1 | 1 | 0 | 5-4 | 13 | 5 | 3 | 2.81 |
| March 14 | #3 Mississippi State [DH-1] | 9.0 | 8 | 7 | 7 | 6 | 11 | 1 | 0 | 1 | 1 | 0 | 0 | 2 | 0 | 2-7 | 13 | 6 | 3 | 3.04 |
| March 14 | #3 Mississippi State [DH-2] | 9.0 | 6 | 3 | 3 | 3 | 11 | 0 | 0 | 0 | 0 | 0 | 1 | 0 | 0 | 7-3 | 14 | 6 | 3 | 3.03 |
| March 17 | Northern Colorado | 8.0 | 4 | 2 | 2 | 6 | 12 | 0 | 0 | 0 | 0 | 0 | 1 | 1 | 0 | 13-2 | 15 | 6 | 3 | 3.00 |
| March 18 | Northern Colorado | 9.0 | 5 | 4 | 4 | 4 | 7 | 0 | 0 | 1 | 0 | 1 | 1 | 2 | 0 | 9-4 | 16 | 6 | 3 | 3.05 |
| | Totals | 192.0 | 142 | 72 | 65 | 62 | 234 | 16 | 1 | 18 | 6 | 1 | 16 | 16 | 1 | 147-72 | 16 | 6 | 3 | 3.05 |



1 CARSON BRUMBAUGH

SEASON HIGHS

| Category | High | Opponent (Last) | Date |
|--------------|------|-------------------|---------|
| Hits | 2 | UT Arlington | 3/1/26 |
| Runs | 2 | UT Arlington | 3/1/26 |
| Doubles | 2 | UT Arlington | 3/1/26 |
| Triples | -- | -- | -- |
| Home Runs | -- | -- | -- |
| RBI | 1 | 2x (Stetson) | 3/6/26 |
| Walks | 1 | 2x (UT Arlington) | 2/28/26 |
| Stolen Bases | -- | -- | -- |

CAREER HIGHS

| Category | High | Opponent (Last) | Date |
|--------------|------|-------------------|---------|
| Hits | 2 | UT Arlington | 3/1/26 |
| Runs | 2 | UT Arlington | 3/1/26 |
| Doubles | 2 | UT Arlington | 3/1/26 |
| Triples | -- | -- | -- |
| Home Runs | -- | -- | -- |
| RBI | 1 | 2x (Stetson) | 3/6/26 |
| Walks | 1 | 2x (UT Arlington) | 2/28/26 |
| Stolen Bases | -- | -- | -- |



3 NOLAN SOUZA

SEASON HIGHS

| Category | High | Opponent (Last) | Date |
|--------------|------|----------------------------------|---------|
| Hits | 2 | 5x (#3 Mississippi State [DH-2]) | 3/14/26 |
| Runs | 3 | Xavier | 2/22/26 |
| Doubles | 2 | Xavier | 2/20/26 |
| Triples | -- | -- | -- |
| Home Runs | -- | -- | -- |
| RBI | 3 | Stetson | 3/7/26 |
| Walks | 2 | 2x (Northern Colorado) | 3/17/26 |
| Stolen Bases | 2 | 2x (Northern Colorado) | 3/17/26 |

CAREER HIGHS

| Category | High | Opponent (Last) | Date |
|--------------|------|---------------------|---------|
| Hits | 3 | 4x (Missouri State) | 3/25/25 |
| Runs | 3 | 2x (Xavier) | 2/22/26 |
| Doubles | 2 | Xavier | 2/20/26 |
| Triples | -- | -- | -- |
| Home Runs | 2 | Missouri | 3/15/24 |
| RBI | 5 | Ole Miss | 4/6/24 |
| Walks | 3 | 2x (South Carolina) | 3/23/25 |
| Stolen Bases | 3 | Arkansas State | 4/8/25 |



4 MAIKA NIU

SEASON HIGHS

| Category | High | Opponent (Last) | Date |
|--------------|------|------------------------|---------|
| Hits | 3 | Stetson | 3/7/26 |
| Runs | 2 | 3x (Stetson) | 3/7/26 |
| Doubles | 1 | 4x (Stetson) | 3/9/26 |
| Triples | -- | -- | -- |
| Home Runs | 1 | 3x (UT Arlington) | 2/28/26 |
| RBI | 4 | vs. Oklahoma State | 2/13/26 |
| Walks | 1 | 4x (Northern Colorado) | 3/17/26 |
| Stolen Bases | 2 | Stetson | 3/7/26 |

CAREER HIGHS

| Category | High | Opponent (Last) | Date |
|--------------|------|-----------------------|---------|
| Hits | 4 | 2x (Louisiana) | 5/23/25 |
| Runs | 4 | Evansville | 2/23/24 |
| Doubles | 2 | 3x (at Ohio) | 4/29/25 |
| Triples | 2 | 2x (CMU) | 3/12/25 |
| Home Runs | 3 | Louisiana | 5/23/25 |
| RBI | 6 | Louisiana | 5/23/25 |
| Walks | 2 | 7x (at Georgia State) | 5/11/25 |
| Stolen Bases | 2 | 5x (Stetson) | 3/7/26 |



5 TJ POMPEY

SEASON HIGHS

| Category | High | Opponent (Last) | Date |
|--------------|------|-----------------------------|---------|
| Hits | 3 | Northern Colorado | 3/17/26 |
| Runs | 3 | Northern Colorado | 3/17/26 |
| Doubles | 1 | vs. Texas Tech | 2/15/26 |
| Triples | 1 | #3 Mississippi State [DH-1] | 3/14/26 |
| Home Runs | 1 | 3x (Northern Colorado) | 3/17/26 |
| RBI | 1 | 8x (Northern Colorado) | 3/17/26 |
| Walks | 1 | 6x (Northern Colorado) | 3/18/26 |
| Stolen Bases | 2 | Northern Colorado | 3/17/26 |

CAREER HIGHS

| Category | High | Opponent (Last) | Date |
|--------------|------|----------------------------------|---------|
| Hits | 4 | 2x (Texas Southern) | 2/24/24 |
| Runs | 4 | 2x (at Abilene Christian) | 4/10/24 |
| Doubles | 2 | at Houston | 3/15/25 |
| Triples | 1 | 3x (#3 Mississippi State [DH-1]) | 3/14/26 |
| Home Runs | 2 | at Abilene Christian | 4/10/24 |
| RBI | 3 | 3x (at Abilene Christian) | 4/10/24 |
| Walks | 2 | 7x (UTRGV) | 4/30/24 |
| Stolen Bases | 2 | Northern Colorado | 3/17/26 |



8 CAMDEN KOZEAL

SEASON HIGHS

| Category | High | Opponent (Last) | Date |
|--------------|------|------------------------|---------|
| Hits | 4 | Xavier | 2/21/26 |
| Runs | 3 | 3x (Northern Colorado) | 3/18/26 |
| Doubles | 2 | Northern Colorado | 3/17/26 |
| Triples | 1 | Xavier | 2/21/26 |
| Home Runs | 1 | 6x (UT Arlington) | 3/1/26 |
| RBI | 4 | Northern Colorado | 3/17/26 |
| Walks | 3 | vs. #10 TCU | 2/14/26 |
| Stolen Bases | 1 | Northern Colorado | 3/18/26 |

CAREER HIGHS

| Category | High | Opponent (Last) | Date |
|--------------|------|------------------------|---------|
| Hits | 4 | 4x (Xavier) | 2/21/26 |
| Runs | 3 | 5x (Northern Colorado) | 3/17/26 |
| Doubles | 2 | 3x (Northern Colorado) | 3/17/26 |
| Triples | 1 | Xavier | 2/21/26 |
| Home Runs | 2 | 2x (Missouri [DH-2]) | 4/6/25 |
| RBI | 6 | Missouri [DH-2] | 4/6/25 |
| Walks | 3 | vs. #10 TCU | 2/14/26 |
| Stolen Bases | 1 | 4x (Northern Colorado) | 3/18/26 |



9 ALEXANDER PECK

SEASON HIGHS

| Category | High | Opponent (Last) | Date |
|--------------|------|-----------------|--------|
| Hits | 1 | UT Arlington | 3/1/26 |
| Runs | -- | -- | -- |
| Doubles | -- | -- | -- |
| Triples | -- | -- | -- |
| Home Runs | -- | -- | -- |
| RBI | -- | -- | -- |
| Walks | -- | -- | -- |
| Stolen Bases | -- | -- | -- |

CAREER HIGHS

| Category | High | Opponent (Last) | Date |
|--------------|------|-----------------|--------|
| Hits | 1 | UT Arlington | 3/1/26 |
| Runs | -- | -- | -- |
| Doubles | -- | -- | -- |
| Triples | -- | -- | -- |
| Home Runs | -- | -- | -- |
| RBI | -- | -- | -- |
| Walks | -- | -- | -- |
| Stolen Bases | -- | -- | -- |



10 TYLER HOLLAND

SEASON HIGHS

| Category | High | Opponent (Last) | Date |
|--------------|------|-----------------|------|
| Hits | -- | -- | -- |
| Runs | -- | -- | -- |
| Doubles | -- | -- | -- |
| Triples | -- | -- | -- |
| Home Runs | -- | -- | -- |
| RBI | -- | -- | -- |
| Walks | -- | -- | -- |
| Stolen Bases | -- | -- | -- |

CAREER HIGHS

| Category | High | Opponent (Last) | Date |
|--------------|------|-----------------|------|
| Hits | -- | -- | -- |
| Runs | -- | -- | -- |
| Doubles | -- | -- | -- |
| Triples | -- | -- | -- |
| Home Runs | -- | -- | -- |
| RBI | -- | -- | -- |
| Walks | -- | -- | -- |
| Stolen Bases | -- | -- | -- |



11 LUKE CORNELISON

SEASON HIGHS

| Category | High | Opponent (Last) | Date |
|--------------|------|-----------------|------|
| Hits | -- | -- | -- |
| Runs | -- | -- | -- |
| Doubles | -- | -- | -- |
| Triples | -- | -- | -- |
| Home Runs | -- | -- | -- |
| RBI | -- | -- | -- |
| Walks | -- | -- | -- |
| Stolen Bases | -- | -- | -- |

CAREER HIGHS

| Category | High | Opponent (Last) | Date |
|--------------|------|-----------------|------|
| Hits | -- | -- | -- |
| Runs | -- | -- | -- |
| Doubles | -- | -- | -- |
| Triples | -- | -- | -- |
| Home Runs | -- | -- | -- |
| RBI | -- | -- | -- |
| Walks | -- | -- | -- |
| Stolen Bases | -- | -- | -- |



12 CARTER RUTENBAR

SEASON HIGHS

| Category | High | Opponent (Last) | Date |
|--------------|------|------------------------|---------|
| Hits | 4 | Stetson | 3/9/26 |
| Runs | 1 | 3x (Stetson) | 3/9/26 |
| Doubles | 1 | 2x (Northern Colorado) | 3/18/26 |
| Triples | -- | -- | -- |
| Home Runs | -- | -- | -- |
| RBI | 1 | 2x (Northern Colorado) | 3/18/26 |
| Walks | 3 | Stetson | 3/8/26 |
| Stolen Bases | -- | -- | -- |

CAREER HIGHS

| Category | High | Opponent (Last) | Date |
|--------------|------|------------------------|---------|
| Hits | 4 | Stetson | 3/9/26 |
| Runs | 1 | 3x (Stetson) | 3/9/26 |
| Doubles | 1 | 2x (Northern Colorado) | 3/18/26 |
| Triples | -- | -- | -- |
| Home Runs | -- | -- | -- |
| RBI | 1 | 2x (Northern Colorado) | 3/18/26 |
| Walks | 3 | Stetson | 3/8/26 |
| Stolen Bases | -- | -- | -- |



16 CHRISTIAN TURNER

SEASON HIGHS

| Category | High | Opponent (Last) | Date |
|--------------|------|------------------------|---------|
| Hits | 1 | 5x (Northern Colorado) | 3/18/26 |
| Runs | 1 | 5x (Northern Colorado) | 3/18/26 |
| Doubles | -- | -- | -- |
| Triples | 1 | Northern Colorado | 3/18/26 |
| Home Runs | -- | -- | -- |
| RBI | 1 | Northern Colorado | 3/18/26 |
| Walks | 1 | 5x (Northern Colorado) | 3/18/26 |
| Stolen Bases | -- | -- | -- |

CAREER HIGHS

| Category | High | Opponent (Last) | Date |
|--------------|------|------------------------|---------|
| Hits | 1 | 5x (Northern Colorado) | 3/18/26 |
| Runs | 1 | 5x (Northern Colorado) | 3/18/26 |
| Doubles | -- | -- | -- |
| Triples | 1 | Northern Colorado | 3/18/26 |
| Home Runs | -- | -- | -- |
| RBI | 1 | Northern Colorado | 3/18/26 |
| Walks | 1 | 5x (Northern Colorado) | 3/18/26 |
| Stolen Bases | -- | -- | -- |



17 ZACK STEWART

SEASON HIGHS

| Category | High | Opponent (Last) | Date |
|--------------|------|---------------------------|---------|
| Hits | 3 | Oral Roberts | 3/3/26 |
| Runs | 2 | Northern Colorado | 3/18/26 |
| Doubles | 1 | Oral Roberts | 3/3/26 |
| Triples | -- | -- | -- |
| Home Runs | 1 | 4x (#3 Mississippi State) | 3/13/26 |
| RBI | 2 | 2x (#3 Mississippi State) | 3/13/26 |
| Walks | 1 | 6x (Northern Colorado) | 3/18/26 |
| Stolen Bases | -- | -- | -- |

CAREER HIGHS

| Category | High | Opponent (Last) | Date |
|--------------|------|-----------------|---------|
| Hits | 4 | at Murray State | 5/5/23 |
| Runs | 5 | Valparaiso | 4/13/25 |
| Doubles | 2 | 5x (at Belmont) | 5/12/24 |
| Triples | 1 | 4x (at Bradley) | 4/5/24 |
| Home Runs | 2 | 3x (Evansville) | 4/27/25 |
| RBI | 6 | UIC | 4/11/24 |
| Walks | 5 | Valparaiso | 4/13/25 |
| Stolen Bases | 1 | 7x (vs. UIC) | 5/23/25 |



18 REESE ROBINETT

SEASON HIGHS

| Category | High | Opponent (Last) | Date |
|--------------|------|------------------------|---------|
| Hits | 2 | 6x (Stetson) | 3/9/26 |
| Runs | 2 | 3x (Northern Colorado) | 3/18/26 |
| Doubles | 2 | vs. Tarleton State | 2/16/26 |
| Triples | -- | -- | -- |
| Home Runs | 1 | Stetson | 3/9/26 |
| RBI | 2 | 2x (Stetson) | 3/9/26 |
| Walks | 2 | Northern Colorado | 3/18/26 |
| Stolen Bases | 1 | 2x (Northern Colorado) | 3/18/26 |

CAREER HIGHS

| Category | High | Opponent (Last) | Date |
|--------------|------|------------------------|---------|
| Hits | 3 | UAPB | 4/15/25 |
| Runs | 2 | 6x (Northern Colorado) | 3/18/26 |
| Doubles | 3 | UAPB | 4/15/25 |
| Triples | -- | -- | -- |
| Home Runs | 2 | #1 Texas | 5/3/25 |
| RBI | 6 | #1 Texas | 5/3/25 |
| Walks | 3 | Creighton | 5/31/25 |
| Stolen Bases | 1 | 3x (Northern Colorado) | 3/18/26 |



19 CARSON WILLIS

SEASON HIGHS

| Category | High | Opponent (Last) | Date |
|--------------|------|-----------------|---------|
| Hits | -- | -- | -- |
| Runs | -- | -- | -- |
| Doubles | -- | -- | -- |
| Triples | -- | -- | -- |
| Home Runs | -- | -- | -- |
| RBI | -- | -- | -- |
| Walks | 1 | Arkansas State | 2/24/26 |
| Stolen Bases | -- | -- | -- |

CAREER HIGHS

| Category | High | Opponent (Last) | Date |
|--------------|------|-----------------|---------|
| Hits | -- | -- | -- |
| Runs | -- | -- | -- |
| Doubles | -- | -- | -- |
| Triples | -- | -- | -- |
| Home Runs | -- | -- | -- |
| RBI | -- | -- | -- |
| Walks | 1 | Arkansas State | 2/24/26 |
| Stolen Bases | -- | -- | -- |



24 LANDON SCHAEFER

SEASON HIGHS

| Category | High | Opponent (Last) | Date |
|--------------|------|-----------------------------|---------|
| Hits | -- | -- | -- |
| Runs | 1 | 2x (Northern Colorado) | 3/17/26 |
| Doubles | -- | -- | -- |
| Triples | -- | -- | -- |
| Home Runs | -- | -- | -- |
| RBI | -- | -- | -- |
| Walks | 2 | Northern Colorado | 3/17/26 |
| Stolen Bases | 1 | #3 Mississippi State [DH-2] | 3/14/26 |

CAREER HIGHS

| Category | High | Opponent (Last) | Date |
|--------------|------|-----------------------------|---------|
| Hits | -- | -- | -- |
| Runs | 1 | 2x (Northern Colorado) | 3/17/26 |
| Doubles | -- | -- | -- |
| Triples | -- | -- | -- |
| Home Runs | -- | -- | -- |
| RBI | -- | -- | -- |
| Walks | 2 | Northern Colorado | 3/17/26 |
| Stolen Bases | 1 | #3 Mississippi State [DH-2] | 3/14/26 |



25 KUHIO ALOY

SEASON HIGHS

| Category | High | Opponent (Last) | Date |
|--------------|------|------------------------|---------|
| Hits | 3 | Xavier | 2/22/26 |
| Runs | 2 | Xavier | 2/22/26 |
| Doubles | 1 | 4x (Stetson) | 3/6/26 |
| Triples | -- | -- | -- |
| Home Runs | 1 | 3x (Xavier) | 2/22/26 |
| RBI | 4 | Oral Roberts | 3/3/26 |
| Walks | 2 | Stetson | 3/7/26 |
| Stolen Bases | 1 | 3x (Northern Colorado) | 3/18/26 |

CAREER HIGHS

| Category | High | Opponent (Last) | Date |
|--------------|------|------------------------|---------|
| Hits | 4 | 2x (UAPB) | 4/15/25 |
| Runs | 3 | 2x (UAPB) | 4/15/25 |
| Doubles | 2 | 2x (Missouri [DH-2]) | 4/6/25 |
| Triples | 1 | at UC Davis | 2/22/24 |
| Home Runs | 1 | 24x (Xavier) | 2/22/26 |
| RBI | 6 | ULM | 3/4/25 |
| Walks | 2 | 7x (Stetson) | 3/7/26 |
| Stolen Bases | 1 | 3x (Northern Colorado) | 3/18/26 |



27 RYDER HELFRICK

SEASON HIGHS

| Category | High | Opponent (Last) | Date |
|--------------|------|-----------------------------|---------|
| Hits | 3 | UT Arlington | 3/1/26 |
| Runs | 4 | vs. Oklahoma State | 2/13/26 |
| Doubles | 2 | #3 Mississippi State [DH-1] | 3/14/26 |
| Triples | -- | -- | -- |
| Home Runs | 2 | vs. Oklahoma State | 2/13/26 |
| RBI | 3 | 2x (Xavier) | 2/22/26 |
| Walks | 3 | Northern Colorado | 3/17/26 |
| Stolen Bases | 1 | 5x (Northern Colorado) | 3/17/26 |

CAREER HIGHS

| Category | High | Opponent (Last) | Date |
|--------------|------|----------------------------------|---------|
| Hits | 3 | 4x (UT Arlington) | 3/1/26 |
| Runs | 4 | vs. Oklahoma State | 2/13/26 |
| Doubles | 2 | 2x (#3 Mississippi State [DH-1]) | 3/14/26 |
| Triples | 1 | 2x (at #14 Vanderbilt) | 3/28/25 |
| Home Runs | 2 | 4x (vs. Oklahoma State) | 2/13/26 |
| RBI | 5 | #17 Tennessee | 5/17/25 |
| Walks | 3 | Northern Colorado | 3/17/26 |
| Stolen Bases | 1 | 9x (Northern Colorado) | 3/17/26 |



35 CAYDEN MITCHELL

SEASON HIGHS

| Category | High | Opponent (Last) | Date |
|--------------|------|-----------------|------|
| Hits | -- | -- | -- |
| Runs | -- | -- | -- |
| Doubles | -- | -- | -- |
| Triples | -- | -- | -- |
| Home Runs | -- | -- | -- |
| RBI | -- | -- | -- |
| Walks | -- | -- | -- |
| Stolen Bases | -- | -- | -- |

CAREER HIGHS

| Category | High | Opponent (Last) | Date |
|--------------|------|-----------------|------|
| Hits | -- | -- | -- |
| Runs | -- | -- | -- |
| Doubles | -- | -- | -- |
| Triples | -- | -- | -- |
| Home Runs | -- | -- | -- |
| RBI | -- | -- | -- |
| Walks | -- | -- | -- |
| Stolen Bases | -- | -- | -- |



42 DAMIAN RUIZ

SEASON HIGHS

| Category | High | Opponent (Last) | Date |
|--------------|------|------------------------|---------|
| Hits | 2 | 8x (Northern Colorado) | 3/18/26 |
| Runs | 4 | Northern Colorado | 3/17/26 |
| Doubles | 1 | 5x (Northern Colorado) | 3/18/26 |
| Triples | -- | -- | -- |
| Home Runs | 1 | Northern Colorado | 3/17/26 |
| RBI | 2 | 2x (Northern Colorado) | 3/18/26 |
| Walks | 4 | vs. Texas Tech | 2/15/26 |
| Stolen Bases | 1 | 7x (Northern Colorado) | 3/18/26 |

CAREER HIGHS

| Category | High | Opponent (Last) | Date |
|--------------|------|-------------------------|---------|
| Hits | 5 | at Rice | 3/11/23 |
| Runs | 4 | 2x (at Sam Houston) | 4/15/25 |
| Doubles | 2 | 2x (at Louisiana Tech) | 2/25/25 |
| Triples | 1 | 2x (at McNeese) | 3/16/25 |
| Home Runs | 1 | 12x (Northern Colorado) | 3/17/26 |
| RBI | 6 | at Rice | 3/11/23 |
| Walks | 4 | vs. Texas Tech | 2/15/26 |
| Stolen Bases | 2 | 2x (New Orleans) | 4/27/25 |



45 TYE BRISCOE

SEASON HIGHS

| Category | High | Opponent (Last) | Date |
|--------------|------|-----------------|------|
| Hits | -- | -- | -- |
| Runs | -- | -- | -- |
| Doubles | -- | -- | -- |
| Triples | -- | -- | -- |
| Home Runs | -- | -- | -- |
| RBI | -- | -- | -- |
| Walks | -- | -- | -- |
| Stolen Bases | -- | -- | -- |

CAREER HIGHS

| Category | High | Opponent (Last) | Date |
|--------------|------|-----------------|------|
| Hits | -- | -- | -- |
| Runs | -- | -- | -- |
| Doubles | -- | -- | -- |
| Triples | -- | -- | -- |
| Home Runs | -- | -- | -- |
| RBI | -- | -- | -- |
| Walks | -- | -- | -- |
| Stolen Bases | -- | -- | -- |



55 BRENDAN KLEIMAN

SEASON HIGHS

| Category | High | Opponent (Last) | Date |
|--------------|------|-----------------|------|
| Hits | -- | -- | -- |
| Runs | -- | -- | -- |
| Doubles | -- | -- | -- |
| Triples | -- | -- | -- |
| Home Runs | -- | -- | -- |
| RBI | -- | -- | -- |
| Walks | -- | -- | -- |
| Stolen Bases | -- | -- | -- |

CAREER HIGHS

| Category | High | Opponent (Last) | Date |
|--------------|------|--------------------------|---------|
| Hits | 4 | 3x (at Western Michigan) | 3/15/25 |
| Runs | 4 | at Northern Illinois | 5/17/25 |
| Doubles | 2 | 2x (at Western Michigan) | 3/15/25 |
| Triples | -- | -- | -- |
| Home Runs | 1 | at Notre Dame | 5/13/25 |
| RBI | 5 | at Kent State | 4/6/24 |
| Walks | 3 | at Albany | 4/17/25 |
| Stolen Bases | 1 | 2x (Central Michigan) | 3/29/24 |



11 LUKE CORNELISON

SEASON HIGHS

| Category | High | Opponent (Last) | Date |
|----------------|------|------------------------|---------|
| Innings | 2.0 | 2x (Northern Colorado) | 3/18/26 |
| Longest Start | -- | -- | -- |
| Shortest Start | -- | -- | -- |
| Longest Relief | 2.0 | 2x (Northern Colorado) | 3/18/26 |
| Hits | 2 | Arkansas State | 2/24/26 |
| Runs | 1 | Arkansas State | 2/24/26 |
| Earned Runs | 0 | 2x (Northern Colorado) | 3/18/26 |
| Walks | 2 | Arkansas State | 2/24/26 |
| Strikeouts | 2 | Arkansas State | 2/24/26 |

CAREER HIGHS

| Category | High | Opponent (Last) | Date |
|----------------|------|------------------------|---------|
| Innings | 2.0 | 2x (Northern Colorado) | 3/18/26 |
| Longest Start | -- | -- | -- |
| Shortest Start | -- | -- | -- |
| Longest Relief | 2.0 | 2x (Northern Colorado) | 3/18/26 |
| Hits | 2 | Arkansas State | 2/24/26 |
| Runs | 1 | Arkansas State | 2/24/26 |
| Earned Runs | 0 | 2x (Northern Colorado) | 3/18/26 |
| Walks | 2 | Arkansas State | 2/24/26 |
| Strikeouts | 2 | Arkansas State | 2/24/26 |



13 STEELE EAVES

SEASON HIGHS

| Category | High | Opponent (Last) | Date |
|----------------|------|------------------------|---------|
| Innings | 4.0 | Stetson | 3/9/26 |
| Longest Start | -- | -- | -- |
| Shortest Start | -- | -- | -- |
| Longest Relief | 4.0 | Stetson | 3/9/26 |
| Hits | 3 | Stetson | 3/9/26 |
| Runs | 0 | 7x (Northern Colorado) | 3/17/26 |
| Earned Runs | 0 | 7x (Northern Colorado) | 3/17/26 |
| Walks | 1 | 3x (Northern Colorado) | 3/17/26 |
| Strikeouts | 4 | Arkansas State | 2/25/26 |

CAREER HIGHS

| Category | High | Opponent (Last) | Date |
|----------------|------|------------------------|---------|
| Innings | 4.0 | Stetson | 3/9/26 |
| Longest Start | -- | -- | -- |
| Shortest Start | -- | -- | -- |
| Longest Relief | 4.0 | Stetson | 3/9/26 |
| Hits | 4 | Portland | 3/7/25 |
| Runs | 1 | 2x (Portland) | 3/7/25 |
| Earned Runs | 1 | 2x (Portland) | 3/7/25 |
| Walks | 1 | 5x (Northern Colorado) | 3/17/26 |
| Strikeouts | 4 | Arkansas State | 2/25/26 |



14 MARK BRISSEY

SEASON HIGHS

| Category | High | Opponent (Last) | Date |
|----------------|------|------------------------|---------|
| Innings | 2.0 | 3x (Northern Colorado) | 3/17/26 |
| Longest Start | 2.0 | Northern Colorado | 3/17/26 |
| Shortest Start | -- | -- | -- |
| Longest Relief | 2.0 | 2x (UT Arlington) | 2/28/26 |
| Hits | 2 | Northern Colorado | 3/17/26 |
| Runs | 2 | Northern Colorado | 3/17/26 |
| Earned Runs | 2 | Northern Colorado | 3/17/26 |
| Walks | 2 | Northern Colorado | 3/17/26 |
| Strikeouts | 3 | 3x (Oral Roberts) | 3/3/26 |

CAREER HIGHS

| Category | High | Opponent (Last) | Date |
|----------------|------|------------------------|---------|
| Innings | 2.0 | 3x (Northern Colorado) | 3/17/26 |
| Longest Start | 2.0 | Northern Colorado | 3/17/26 |
| Shortest Start | -- | -- | -- |
| Longest Relief | 2.0 | 2x (UT Arlington) | 2/28/26 |
| Hits | 2 | Northern Colorado | 3/17/26 |
| Runs | 2 | Northern Colorado | 3/17/26 |
| Earned Runs | 2 | Northern Colorado | 3/17/26 |
| Walks | 2 | Northern Colorado | 3/17/26 |
| Strikeouts | 3 | 3x (Oral Roberts) | 3/3/26 |



15 JACKSON KIRCHER

SEASON HIGHS

| Category | High | Opponent (Last) | Date |
|----------------|------|----------------------------------|---------|
| Innings | 3.0 | Northern Colorado | 3/17/26 |
| Longest Start | -- | -- | -- |
| Shortest Start | -- | -- | -- |
| Longest Relief | 3.0 | Northern Colorado | 3/17/26 |
| Hits | 1 | 3x (#3 Mississippi State [DH-2]) | 3/14/26 |
| Runs | 1 | vs. #10 TCU | 2/14/26 |
| Earned Runs | 1 | vs. #10 TCU | 2/14/26 |
| Walks | 1 | 2x (Stetson) | 3/6/26 |
| Strikeouts | 6 | Northern Colorado | 3/17/26 |

CAREER HIGHS

| Category | High | Opponent (Last) | Date |
|----------------|------|-------------------|---------|
| Innings | 3.0 | Northern Colorado | 3/17/26 |
| Longest Start | -- | -- | -- |
| Shortest Start | -- | -- | -- |
| Longest Relief | 3.0 | Northern Colorado | 3/17/26 |
| Hits | 2 | 5x (vs. UNC) | 6/2/25 |
| Runs | 3 | 2x (Vanderbilt) | 4/13/25 |
| Earned Runs | 3 | vs. Texas Tech | 4/1/25 |
| Walks | 1 | 7x (Stetson) | 3/6/26 |
| Strikeouts | 6 | Northern Colorado | 3/17/26 |



20 GABE GAECKLE

SEASON HIGHS

| Category | High | Opponent (Last) | Date |
|----------------|------|---------------------------|---------|
| Innings | 6.0 | Stetson | 3/6/26 |
| Longest Start | 6.0 | Stetson | 3/6/26 |
| Shortest Start | 4.1 | vs. Oklahoma State | 2/13/26 |
| Longest Relief | -- | -- | -- |
| Hits | 8 | 2x (#3 Mississippi State) | 3/13/26 |
| Runs | 4 | UT Arlington | 2/27/26 |
| Earned Runs | 4 | UT Arlington | 2/27/26 |
| Walks | 3 | #3 Mississippi State | 3/13/26 |
| Strikeouts | 9 | vs. Oklahoma State | 2/13/26 |

CAREER HIGHS

| Category | High | Opponent (Last) | Date |
|----------------|------|-----------------|---------|
| Innings | 6.0 | 2x (Stetson) | 3/6/26 |
| Longest Start | 6.0 | Stetson | 3/6/26 |
| Shortest Start | 1.2 | South Carolina | 3/22/25 |
| Longest Relief | 6.0 | vs. #3 LSU | 6/14/25 |
| Hits | 10 | Charlotte | 2/28/25 |
| Runs | 9 | Charlotte | 2/28/25 |
| Earned Runs | 9 | Charlotte | 2/28/25 |
| Walks | 4 | 2x (at Florida) | 4/26/25 |
| Strikeouts | 10 | vs. #3 LSU | 6/14/25 |



26 TATE MCGUIRE

SEASON HIGHS

| Category | High | Opponent (Last) | Date |
|----------------|------|----------------------------------|---------|
| Innings | 5.0 | vs. #10 TCU | 2/14/26 |
| Longest Start | -- | -- | -- |
| Shortest Start | -- | -- | -- |
| Longest Relief | 5.0 | vs. #10 TCU | 2/14/26 |
| Hits | 4 | #3 Mississippi State [DH-2] | 3/14/26 |
| Runs | 2 | 3x (#3 Mississippi State [DH-2]) | 3/14/26 |
| Earned Runs | 2 | 3x (#3 Mississippi State [DH-2]) | 3/14/26 |
| Walks | 2 | #3 Mississippi State [DH-2] | 3/14/26 |
| Strikeouts | 4 | vs. #10 TCU | 2/14/26 |

CAREER HIGHS

| Category | High | Opponent (Last) | Date |
|----------------|------|----------------------------------|---------|
| Innings | 5.0 | 2x (vs. #10 TCU) | 4/14/26 |
| Longest Start | 5.0 | Little Rock | 4/22/25 |
| Shortest Start | 3.0 | Arkansas State | 4/8/25 |
| Longest Relief | 5.0 | vs. #10 TCU | 4/14/26 |
| Hits | 5 | Arkansas State | 4/8/25 |
| Runs | 3 | 2x (at #3 LSU) | 5/10/25 |
| Earned Runs | 3 | 2x (at #3 LSU) | 5/10/25 |
| Walks | 2 | 4x (#3 Mississippi State [DH-2]) | 3/14/26 |
| Strikeouts | 5 | UAPB | 4/15/25 |



22 PEYTON LEE

SEASON HIGHS

| Category | High | Opponent (Last) | Date |
|----------------|------|-------------------|---------|
| Innings | 5.0 | Northern Colorado | 3/18/26 |
| Longest Start | 5.0 | Northern Colorado | 3/18/26 |
| Shortest Start | 2.0 | Arkansas State | 2/24/26 |
| Longest Relief | -- | -- | -- |
| Hits | 6 | Arkansas State | 2/24/26 |
| Runs | 6 | Arkansas State | 2/24/26 |
| Earned Runs | 6 | Arkansas State | 2/24/26 |
| Walks | 3 | Northern Colorado | 3/18/26 |
| Strikeouts | 6 | Northern Colorado | 3/18/26 |

CAREER HIGHS

| Category | High | Opponent (Last) | Date |
|----------------|------|-------------------|---------|
| Innings | 5.0 | Northern Colorado | 3/18/26 |
| Longest Start | 5.0 | Northern Colorado | 3/18/26 |
| Shortest Start | 2.0 | Arkansas State | 2/24/26 |
| Longest Relief | -- | -- | -- |
| Hits | 6 | Arkansas State | 2/24/26 |
| Runs | 6 | Arkansas State | 2/24/26 |
| Earned Runs | 6 | Arkansas State | 2/24/26 |
| Walks | 3 | Northern Colorado | 3/18/26 |
| Strikeouts | 6 | Northern Colorado | 3/18/26 |



28 JORDAN MARTIN

SEASON HIGHS

| Category | High | Opponent (Last) | Date |
|----------------|------|------------------------|---------|
| Innings | 1.0 | 2x (Northern Colorado) | 3/17/26 |
| Longest Start | -- | -- | -- |
| Shortest Start | -- | -- | -- |
| Longest Relief | 1.0 | 2x (Northern Colorado) | 3/17/26 |
| Hits | 2 | Oral Roberts | 3/3/26 |
| Runs | 0 | Oral Roberts | 3/3/26 |
| Earned Runs | 0 | Oral Roberts | 3/3/26 |
| Walks | 1 | Northern Colorado | 3/17/26 |
| Strikeouts | 2 | Northern Colorado | 3/17/26 |

CAREER HIGHS

| Category | High | Opponent (Last) | Date |
|----------------|------|------------------------|---------|
| Innings | 1.0 | 2x (Northern Colorado) | 3/17/26 |
| Longest Start | -- | -- | -- |
| Shortest Start | -- | -- | -- |
| Longest Relief | 1.0 | 2x (Northern Colorado) | 3/17/26 |
| Hits | 2 | Oral Roberts | 3/3/26 |
| Runs | 0 | Oral Roberts | 3/3/26 |
| Earned Runs | 0 | Oral Roberts | 3/3/26 |
| Walks | 1 | Northern Colorado | 3/17/26 |
| Strikeouts | 2 | Northern Colorado | 3/17/26 |



29 COLE GIBLER

SEASON HIGHS

| Category | High | Opponent (Last) | Date |
|----------------|------|---------------------------|---------|
| Innings | 4.0 | Xavier | 2/20/26 |
| Longest Start | -- | -- | -- |
| Shortest Start | -- | -- | -- |
| Longest Relief | 4.0 | Xavier | 2/20/26 |
| Hits | 5 | Xavier | 2/20/26 |
| Runs | 2 | #3 Mississippi State | 3/13/26 |
| Earned Runs | 2 | #3 Mississippi State | 3/13/26 |
| Walks | 2 | 2x (#3 Mississippi State) | 3/13/26 |
| Strikeouts | 6 | vs. Oklahoma State | 2/13/26 |

CAREER HIGHS

| Category | High | Opponent (Last) | Date |
|----------------|------|---------------------------|---------|
| Innings | 4.0 | Xavier | 2/20/26 |
| Longest Start | -- | -- | -- |
| Shortest Start | -- | -- | -- |
| Longest Relief | 4.0 | Xavier | 2/20/26 |
| Hits | 5 | Xavier | 2/20/26 |
| Runs | 3 | 2x (vs. #3 LSU) | 6/18/25 |
| Earned Runs | 3 | 2x (vs. #3 LSU) | 6/18/25 |
| Walks | 2 | 2x (#3 Mississippi State) | 3/13/26 |
| Strikeouts | 7 | Missouri State | 3/25/25 |



32 HUNTER DIETZ

SEASON HIGHS

| Category | High | Opponent (Last) | Date |
|----------------|------|----------------------------------|---------|
| Innings | 7.0 | UT Arlington | 2/28/26 |
| Longest Start | 7.0 | UT Arlington | 2/28/26 |
| Shortest Start | 2.0 | vs. #10 TCU | 2/14/26 |
| Longest Relief | -- | -- | -- |
| Hits | 5 | Xavier | 2/21/26 |
| Runs | 5 | #3 Mississippi State [DH-1] | 3/14/26 |
| Earned Runs | 5 | #3 Mississippi State [DH-1] | 3/14/26 |
| Walks | 3 | 2x (#3 Mississippi State [DH-1]) | 3/14/26 |
| Strikeouts | 12 | Stetson | 3/7/26 |

CAREER HIGHS

| Category | High | Opponent (Last) | Date |
|----------------|------|----------------------------------|---------|
| Innings | 7.0 | UT Arlington | 2/28/26 |
| Longest Start | 7.0 | UT Arlington | 2/28/26 |
| Shortest Start | 2.0 | vs. #10 TCU | 2/14/26 |
| Longest Relief | 0.2 | 2x (at #3 LSU) | 5/10/25 |
| Hits | 5 | Xavier | 2/21/26 |
| Runs | 5 | #3 Mississippi State [DH-1] | 3/14/26 |
| Earned Runs | 5 | #3 Mississippi State [DH-1] | 3/14/26 |
| Walks | 3 | 2x (#3 Mississippi State [DH-1]) | 3/14/26 |
| Strikeouts | 12 | Stetson | 3/7/26 |



33 ETHAN McELVAIN

SEASON HIGHS

| Category | High | Opponent (Last) | Date |
|----------------|------|----------------------------------|---------|
| Innings | 2.2 | vs. Tarleton State | 2/16/26 |
| Longest Start | -- | -- | -- |
| Shortest Start | -- | -- | -- |
| Longest Relief | 2.2 | vs. Tarleton State | 2/16/26 |
| Hits | 1 | 3x (#3 Mississippi State [DH-2]) | 3/14/26 |
| Runs | 0 | 5x (#3 Mississippi State [DH-2]) | 3/14/26 |
| Earned Runs | 0 | 5x (#3 Mississippi State [DH-2]) | 3/14/26 |
| Walks | 1 | 3x (#3 Mississippi State [DH-2]) | 3/14/26 |
| Strikeouts | 5 | vs. Tarleton State | 2/16/26 |

CAREER HIGHS

| Category | High | Opponent (Last) | Date |
|----------------|------|-------------------|---------|
| Innings | 6.0 | Valparaiso | 3/26/24 |
| Longest Start | 6.0 | Valparaiso | 3/26/24 |
| Shortest Start | 0.2 | Dayton | 2/20/24 |
| Longest Relief | 3.1 | at LSU | 4/5/24 |
| Hits | 6 | vs. Nebraska | 2/15/25 |
| Runs | 6 | at Texas A&M | 4/14/24 |
| Earned Runs | 4 | 2x (Saint Mary's) | 2/22/25 |
| Walks | 4 | Xavier | 3/8/25 |
| Strikeouts | 7 | Xavier | 3/8/25 |



34 JOEY LORENZINI

SEASON HIGHS

| Category | High | Opponent (Last) | Date |
|----------------|------|-------------------|---------|
| Innings | 1.0 | Oral Roberts | 3/3/26 |
| Longest Start | -- | -- | -- |
| Shortest Start | -- | -- | -- |
| Longest Relief | 1.0 | Oral Roberts | 3/3/26 |
| Hits | 3 | Northern Colorado | 3/18/26 |
| Runs | 4 | Northern Colorado | 3/18/26 |
| Earned Runs | 4 | Northern Colorado | 3/18/26 |
| Walks | 1 | Oral Roberts | 3/3/26 |
| Strikeouts | 0 | Oral Roberts | 3/3/26 |

CAREER HIGHS

| Category | High | Opponent (Last) | Date |
|----------------|------|-------------------|---------|
| Innings | 1.0 | Oral Roberts | 3/3/26 |
| Longest Start | -- | -- | -- |
| Shortest Start | -- | -- | -- |
| Longest Relief | 1.0 | Oral Roberts | 3/3/26 |
| Hits | 3 | Northern Colorado | 3/18/26 |
| Runs | 4 | Northern Colorado | 3/18/26 |
| Earned Runs | 4 | Northern Colorado | 3/18/26 |
| Walks | 1 | Oral Roberts | 3/3/26 |
| Strikeouts | 0 | Oral Roberts | 3/3/26 |

A ||| PITCHERS



36 PARKER COIL

SEASON HIGHS

| Category | High | Opponent (Last) | Date |
|----------------|------|-----------------|---------|
| Innings | 3.0 | Xavier | 2/21/26 |
| Longest Start | -- | -- | -- |
| Shortest Start | -- | -- | -- |
| Longest Relief | 3.0 | Xavier | 2/21/26 |
| Hits | 3 | Stetson | 3/9/26 |
| Runs | 2 | Xavier | 2/21/26 |
| Earned Runs | 2 | Xavier | 2/21/26 |
| Walks | 2 | Arkansas State | 2/25/26 |
| Strikeouts | 6 | Arkansas State | 2/25/26 |

CAREER HIGHS

| Category | High | Opponent (Last) | Date |
|----------------|------|-------------------------|---------|
| Innings | 3.2 | Army | 3/7/23 |
| Longest Start | 3.2 | Army | 3/7/23 |
| Shortest Start | 2.0 | vs. Lipscomb | 5/2/23 |
| Longest Relief | 3.1 | 2x (North Dakota State) | 5/30/25 |
| Hits | 6 | Army | 3/7/23 |
| Runs | 4 | 2x (James Madison) | 2/17/24 |
| Earned Runs | 4 | 2x (James Madison) | 2/17/24 |
| Walks | 3 | vs. #15 TCU | 2/18/23 |
| Strikeouts | 6 | Arkansas State | 2/25/26 |



37 GRANT WREN

SEASON HIGHS

| Category | High | Opponent (Last) | Date |
|----------------|------|-----------------|------|
| Innings | -- | -- | -- |
| Longest Start | -- | -- | -- |
| Shortest Start | -- | -- | -- |
| Longest Relief | -- | -- | -- |
| Hits | -- | -- | -- |
| Runs | -- | -- | -- |
| Earned Runs | -- | -- | -- |
| Walks | -- | -- | -- |
| Strikeouts | -- | -- | -- |

CAREER HIGHS

| Category | High | Opponent (Last) | Date |
|----------------|------|-----------------|------|
| Innings | -- | -- | -- |
| Longest Start | -- | -- | -- |
| Shortest Start | -- | -- | -- |
| Longest Relief | -- | -- | -- |
| Hits | -- | -- | -- |
| Runs | -- | -- | -- |
| Earned Runs | -- | -- | -- |
| Walks | -- | -- | -- |
| Strikeouts | -- | -- | -- |



38 COLIN FISHER

SEASON HIGHS

| Category | High | Opponent (Last) | Date |
|----------------|------|----------------------------------|---------|
| Innings | 8.0 | Xavier | 2/22/26 |
| Longest Start | 8.0 | Xavier | 2/22/26 |
| Shortest Start | 4.0 | Stetson | 3/8/26 |
| Longest Relief | -- | -- | -- |
| Hits | 6 | Stetson | 3/8/26 |
| Runs | 4 | Stetson | 3/8/26 |
| Earned Runs | 3 | 2x (#3 Mississippi State [DH-1]) | 3/14/26 |
| Walks | 2 | 2x (#3 Mississippi State [DH-1]) | 3/14/26 |
| Strikeouts | 11 | Xavier | 2/22/26 |

CAREER HIGHS

| Category | High | Opponent (Last) | Date |
|----------------|------|----------------------------------|---------|
| Innings | 8.0 | Xavier | 2/22/26 |
| Longest Start | 8.0 | Xavier | 2/22/26 |
| Shortest Start | 1.0 | Grambling | 2/27/24 |
| Longest Relief | 2.2 | at #23 Auburn | 3/24/23 |
| Hits | 6 | 2x (Stetson) | 3/8/26 |
| Runs | 4 | Stetson | 3/8/26 |
| Earned Runs | 3 | 6x (#3 Mississippi State [DH-1]) | 3/14/26 |
| Walks | 3 | 3x (at #3 LSU) | 5/10/25 |
| Strikeouts | 11 | Xavier | 2/22/26 |



39 JACOB IMOTO

SEASON HIGHS

| Category | High | Opponent (Last) | Date |
|----------------|------|-----------------|------|
| Innings | -- | -- | -- |
| Longest Start | -- | -- | -- |
| Shortest Start | -- | -- | -- |
| Longest Relief | -- | -- | -- |
| Hits | -- | -- | -- |
| Runs | -- | -- | -- |
| Earned Runs | -- | -- | -- |
| Walks | -- | -- | -- |
| Strikeouts | -- | -- | -- |

CAREER HIGHS

| Category | High | Opponent (Last) | Date |
|----------------|------|-----------------|------|
| Innings | -- | -- | -- |
| Longest Start | -- | -- | -- |
| Shortest Start | -- | -- | -- |
| Longest Relief | -- | -- | -- |
| Hits | -- | -- | -- |
| Runs | -- | -- | -- |
| Earned Runs | -- | -- | -- |
| Walks | -- | -- | -- |
| Strikeouts | -- | -- | -- |

**40 JAMES DeCREMER****SEASON HIGHS**

| Category | High | Opponent (Last) | Date |
|----------------|------|-----------------|---------|
| Innings | 3.2 | Arkansas State | 2/25/26 |
| Longest Start | 3.2 | Arkansas State | 2/25/26 |
| Shortest Start | 0.0 | Stetson | 3/9/26 |
| Longest Relief | 2.0 | vs. Texas Tech | 2/15/26 |
| Hits | 5 | Oral Roberts | 3/3/26 |
| Runs | 4 | Stetson | 3/9/26 |
| Earned Runs | 4 | Stetson | 3/9/26 |
| Walks | 1 | 3x (Stetson) | 3/9/26 |
| Strikeouts | 3 | Arkansas State | 2/25/26 |

CAREER HIGHS

| Category | High | Opponent (Last) | Date |
|----------------|------|-------------------|---------|
| Innings | 5.0 | USC | 6/2/25 |
| Longest Start | 5.0 | USC | 6/2/25 |
| Shortest Start | 0.0 | Stetson | 3/9/26 |
| Longest Relief | 4.0 | Portland | 5/13/25 |
| Hits | 5 | 2x (Oral Roberts) | 3/3/26 |
| Runs | 5 | at Oregon | 4/26/25 |
| Earned Runs | 4 | 2x (Stetson) | 3/9/26 |
| Walks | 3 | at UCLA | 4/15/25 |
| Strikeouts | 6 | 2x (USC) | 6/2/25 |

**45 TYE BRISCOE****SEASON HIGHS**

| Category | High | Opponent (Last) | Date |
|----------------|------|-----------------|------|
| Innings | -- | -- | -- |
| Longest Start | -- | -- | -- |
| Shortest Start | -- | -- | -- |
| Longest Relief | -- | -- | -- |
| Hits | -- | -- | -- |
| Runs | -- | -- | -- |
| Earned Runs | -- | -- | -- |
| Walks | -- | -- | -- |
| Strikeouts | -- | -- | -- |

CAREER HIGHS

| Category | High | Opponent (Last) | Date |
|----------------|------|-----------------|------|
| Innings | -- | -- | -- |
| Longest Start | -- | -- | -- |
| Shortest Start | -- | -- | -- |
| Longest Relief | -- | -- | -- |
| Hits | -- | -- | -- |
| Runs | -- | -- | -- |
| Earned Runs | -- | -- | -- |
| Walks | -- | -- | -- |
| Strikeouts | -- | -- | -- |

**44 CARSON WIGGINS****SEASON HIGHS**

| Category | High | Opponent (Last) | Date |
|----------------|------|-----------------|------|
| Innings | -- | -- | -- |
| Longest Start | -- | -- | -- |
| Shortest Start | -- | -- | -- |
| Longest Relief | -- | -- | -- |
| Hits | -- | -- | -- |
| Runs | -- | -- | -- |
| Earned Runs | -- | -- | -- |
| Walks | -- | -- | -- |
| Strikeouts | -- | -- | -- |

CAREER HIGHS

| Category | High | Opponent (Last) | Date |
|----------------|------|--------------------|---------|
| Innings | 2.0 | 2x (at #7 Georgia) | 4/13/25 |
| Longest Start | -- | -- | -- |
| Shortest Start | -- | -- | -- |
| Longest Relief | 2.0 | 2x (at #7 Georgia) | 4/13/25 |
| Hits | 1 | 7x (at Florida) | 4/27/25 |
| Runs | 1 | 6x (at Florida) | 4/27/25 |
| Earned Runs | 1 | 5x (at Florida) | 4/27/25 |
| Walks | 3 | at #13 Ole Miss | 3/16/25 |
| Strikeouts | 4 | at #7 Georgia | 4/13/25 |

**48 COOPER DOSSETT****SEASON HIGHS**

| Category | High | Opponent (Last) | Date |
|----------------|------|----------------------------------|---------|
| Innings | 1.0 | 4x (Northern Colorado) | 3/18/26 |
| Longest Start | -- | -- | -- |
| Shortest Start | -- | -- | -- |
| Longest Relief | 1.0 | 2x (Stetson) | 3/7/26 |
| Hits | 3 | Arkansas State | 2/24/26 |
| Runs | 4 | vs. Texas Tech | 2/15/26 |
| Earned Runs | 4 | vs. Texas Tech | 2/15/26 |
| Walks | 3 | vs. Texas Tech | 2/15/26 |
| Strikeouts | 1 | 4x (#3 Mississippi State [DH-1]) | 3/14/26 |

CAREER HIGHS

| Category | High | Opponent (Last) | Date |
|----------------|------|---------------------|---------|
| Innings | 3.0 | vs. UAPB | 4/23/24 |
| Longest Start | -- | -- | -- |
| Shortest Start | -- | -- | -- |
| Longest Relief | 3.0 | vs. UAPB | 4/23/24 |
| Hits | 3 | Arkansas State | 2/24/26 |
| Runs | 4 | 2x (vs. Texas Tech) | 2/15/26 |
| Earned Runs | 4 | 2x (vs. Texas Tech) | 2/15/26 |
| Walks | 3 | 2x (vs. Texas Tech) | 2/15/26 |
| Strikeouts | 4 | vs. UAPB | 4/23/24 |

A ||| OVERALL STATS

Record: 16-6 Home: 13-5 Away: 0-0 Neutral: 3-1 SEC: 2-1

| Player | avg | gp-gs | ab | r | h | 2b | 3b | hr | rbi | tb | slg% | bb | hp | so | gdp | ob% | sf | sh | sb-att | po | a | e | fld% | |
|---------------------|------|-------|-----|-----|-----|----|----|----|-----|-----|------|-----|----|-----|-----|------|----|----|--------|-----|-----|----|-------|--|
| 42 Damian Ruiz | .359 | 19-19 | 64 | 19 | 23 | 5 | 0 | 1 | 8 | 31 | .484 | 17 | 2 | 12 | 1 | .500 | 1 | 0 | 7-8 | 20 | 0 | 1 | .952 | |
| 8 Camden Kozeal | .346 | 21-21 | 81 | 25 | 28 | 7 | 1 | 6 | 27 | 55 | .679 | 15 | 1 | 17 | 0 | .449 | 1 | 0 | 1-1 | 28 | 50 | 2 | .975 | |
| 27 Ryder Helfrick | .338 | 21-21 | 71 | 18 | 24 | 4 | 0 | 5 | 16 | 43 | .606 | 24 | 0 | 15 | 1 | .500 | 1 | 0 | 5-6 | 219 | 12 | 3 | .987 | |
| 17 Zack Stewart | .333 | 14-14 | 45 | 8 | 15 | 1 | 0 | 4 | 9 | 28 | .622 | 6 | 2 | 11 | 0 | .426 | 1 | 0 | 0-0 | 8 | 0 | 0 | 1.000 | |
| 25 Kuhio Aloy | .311 | 19-19 | 74 | 13 | 23 | 4 | 0 | 3 | 21 | 36 | .486 | 5 | 0 | 14 | 4 | .354 | 0 | 0 | 3-3 | 13 | 0 | 3 | .813 | |
| 4 Maika Niu | .293 | 21-21 | 82 | 15 | 24 | 4 | 0 | 3 | 20 | 37 | .451 | 5 | 0 | 23 | 2 | .330 | 1 | 0 | 6-7 | 40 | 0 | 0 | 1.000 | |
| 18 Reese Robinett | .271 | 21-20 | 70 | 9 | 19 | 5 | 0 | 1 | 9 | 27 | .386 | 10 | 2 | 15 | 1 | .378 | 0 | 0 | 2-2 | 168 | 6 | 0 | 1.000 | |
| 3 Nolan Souza | .250 | 19-18 | 68 | 13 | 17 | 6 | 0 | 0 | 10 | 23 | .338 | 7 | 0 | 20 | 1 | .320 | 0 | 1 | 5-7 | 12 | 37 | 2 | .961 | |
| 5 TJ Pompey | .242 | 20-18 | 66 | 11 | 16 | 1 | 1 | 3 | 8 | 28 | .424 | 6 | 1 | 32 | 0 | .311 | 1 | 0 | 3-4 | 15 | 31 | 2 | .958 | |
| 1 Carson Brumbaugh | .140 | 16-15 | 50 | 6 | 7 | 3 | 0 | 0 | 2 | 10 | .200 | 2 | 0 | 15 | 4 | .167 | 2 | 1 | 0-1 | 8 | 44 | 5 | .912 | |
| ----- | | | | | | | | | | | | | | | | | | | | | | | | |
| 12 Carter Rutenbar | .357 | 14-6 | 28 | 3 | 10 | 2 | 0 | 0 | 2 | 12 | .429 | 7 | 0 | 5 | 1 | .486 | 0 | 0 | 0-0 | 25 | 2 | 0 | 1.000 | |
| 16 Christian Turner | .278 | 16-3 | 18 | 5 | 5 | 0 | 1 | 0 | 1 | 7 | .389 | 5 | 0 | 9 | 0 | .435 | 0 | 0 | 0-0 | 8 | 0 | 0 | 1.000 | |
| 9 Alexander Peck | .167 | 6-1 | 6 | 0 | 1 | 0 | 0 | 0 | 0 | 1 | .167 | 0 | 0 | 1 | 0 | .167 | 0 | 0 | 0-0 | 7 | 1 | 0 | 1.000 | |
| 19 Carson Willis | .000 | 1-1 | 3 | 0 | 0 | 0 | 0 | 0 | 0 | 0 | .000 | 1 | 0 | 0 | 0 | .250 | 0 | 0 | 0-0 | 0 | 0 | 0 | .000 | |
| 24 Landon Schaefer | .000 | 2-1 | 3 | 2 | 0 | 0 | 0 | 0 | 0 | 0 | .000 | 2 | 0 | 1 | 0 | .400 | 0 | 0 | 1-1 | 0 | 0 | 0 | .000 | |
| 55 Brendan Kleiman | .000 | 2-0 | 1 | 0 | 0 | 0 | 0 | 0 | 0 | 0 | .000 | 0 | 0 | 1 | 0 | .000 | 0 | 0 | 0-0 | 1 | 0 | 0 | 1.000 | |
| 11 Luke Cornelison | .000 | 1-0 | 0 | 0 | 0 | 0 | 0 | 0 | 0 | 0 | .000 | 0 | 0 | 0 | 0 | .000 | 0 | 0 | 0-0 | 0 | 0 | 0 | .000 | |
| Totals | .290 | 22 | 730 | 147 | 212 | 42 | 3 | 26 | 133 | 338 | .463 | 112 | 8 | 191 | 15 | .387 | 8 | 2 | 33-40 | 576 | 199 | 19 | .976 | |
| Opponents | .203 | 22 | 701 | 72 | 142 | 16 | 1 | 18 | 67 | 214 | .305 | 62 | 16 | 234 | 15 | .281 | 3 | 6 | 14-17 | 544 | 196 | 17 | .978 | |

LOB - Team (169), Opp (140). DPs turned - Team (16), Opp (19). IBB - Team (3), Helfrick 1, Rutenbar 1, Kozeal 1, Opp (1).
Picked off - Pompey 1, Souza 1.

(All games Sorted by Earned run avg)

| Player | era | w-l | app | gs | cg | sho | sv | ip | h | r | er | bb | so | 2b | 3b | hr | b/avg | wp | hp | bk | sfa | sha | | |
|--------------------|-------|------|-----|----|----|-----|----|-------|-----|-----|-----|-----|-----|----|----|----|-------|----|----|----|-----|-----|--|--|
| 29 Cole Gibler | 1.53 | 2-0 | 5 | 0 | 0 | 0/0 | 1 | 17.2 | 9 | 3 | 3 | 5 | 18 | 1 | 0 | 2 | .143 | 0 | 2 | 0 | 0 | 0 | | |
| 38 Colin Fisher | 1.95 | 2-1 | 5 | 5 | 1 | 1/0 | 0 | 27.2 | 17 | 8 | 6 | 5 | 36 | 2 | 0 | 2 | .170 | 0 | 1 | 0 | 0 | 0 | | |
| 20 Gabe Gaeckle | 2.73 | 2-1 | 5 | 5 | 0 | 0/0 | 0 | 26.1 | 29 | 9 | 8 | 9 | 31 | 5 | 0 | 3 | .282 | 0 | 1 | 0 | 2 | 2 | | |
| 26 Tate McGuire | 3.31 | 0-0 | 6 | 0 | 0 | 0/0 | 0 | 16.1 | 8 | 6 | 6 | 3 | 13 | 0 | 0 | 2 | .148 | 0 | 1 | 0 | 0 | 0 | | |
| 32 Hunter Dietz | 4.18 | 2-2 | 5 | 5 | 0 | 0/1 | 0 | 23.2 | 18 | 14 | 11 | 8 | 42 | 4 | 0 | 1 | .200 | 2 | 2 | 0 | 0 | 1 | | |
| ----- | | | | | | | | | | | | | | | | | | | | | | | | |
| 13 Steele Eaves | 0.00 | 3-0 | 7 | 0 | 0 | 0/1 | 0 | 15.0 | 7 | 0 | 0 | 3 | 12 | 0 | 0 | 0 | .137 | 0 | 2 | 0 | 0 | 1 | | |
| 33 Ethan McElvain | 0.00 | 3-0 | 5 | 0 | 0 | 0/0 | 0 | 9.1 | 3 | 0 | 0 | 3 | 15 | 0 | 0 | 0 | .094 | 0 | 0 | 0 | 0 | 0 | | |
| 11 Luke Cornelison | 0.00 | 0-0 | 2 | 0 | 0 | 0/0 | 0 | 4.0 | 3 | 1 | 0 | 2 | 3 | 0 | 0 | 0 | .200 | 1 | 0 | 0 | 0 | 0 | | |
| 28 Jordan Martin | 0.00 | 0-0 | 2 | 0 | 0 | 0/0 | 0 | 2.0 | 3 | 0 | 0 | 1 | 3 | 0 | 0 | 0 | .333 | 0 | 0 | 0 | 0 | 0 | | |
| 15 Jackson Kircher | 1.50 | 1-0 | 5 | 0 | 0 | 0/0 | 0 | 6.0 | 3 | 1 | 1 | 3 | 10 | 0 | 0 | 0 | .143 | 0 | 1 | 0 | 0 | 0 | | |
| 14 Mark Brissey | 2.25 | 0-0 | 5 | 1 | 0 | 0/1 | 1 | 8.0 | 3 | 2 | 2 | 4 | 11 | 0 | 0 | 0 | .115 | 0 | 2 | 0 | 0 | 0 | | |
| 36 Parker Coil | 3.18 | 0-0 | 7 | 0 | 0 | 0/1 | 1 | 11.1 | 8 | 4 | 4 | 4 | 18 | 1 | 0 | 2 | .211 | 0 | 0 | 0 | 1 | 2 | | |
| 22 Peyton Lee | 5.56 | 1-1 | 3 | 3 | 0 | 0/0 | 0 | 11.1 | 11 | 7 | 7 | 4 | 13 | 1 | 1 | 2 | .262 | 1 | 3 | 0 | 0 | 0 | | |
| 40 James DeCremer | 5.87 | 0-1 | 4 | 3 | 0 | 0/1 | 0 | 7.2 | 11 | 5 | 5 | 3 | 5 | 1 | 0 | 1 | .344 | 2 | 0 | 0 | 0 | 0 | | |
| 48 Cooper Dossett | 13.50 | 0-0 | 5 | 0 | 0 | 0/0 | 0 | 4.2 | 4 | 7 | 7 | 4 | 4 | 1 | 0 | 1 | .235 | 0 | 0 | 0 | 0 | 0 | | |
| 34 Joey Lorenzini | 45.00 | 0-0 | 2 | 0 | 0 | 0/0 | 0 | 1.0 | 5 | 5 | 5 | 1 | 0 | 0 | 0 | 2 | .625 | 0 | 1 | 1 | 0 | 0 | | |
| Totals | 3.05 | 16-6 | 22 | 22 | 1 | 3/2 | 3 | 192.0 | 142 | 72 | 65 | 62 | 234 | 16 | 1 | 18 | .203 | 6 | 16 | 1 | 3 | 6 | | |
| Opponents | 6.40 | 6-16 | 22 | 22 | 0 | 0/0 | 5 | 181.1 | 212 | 147 | 129 | 112 | 191 | 42 | 3 | 26 | .290 | 26 | 8 | 3 | 8 | 2 | | |

PB - Team (1), Helfrick 1, Opp (4). Pickoffs - Team (2), Lee 1, Brissey 1, Opp (2). SBA/ATT - Helfrick (14-17), Gaeckle (3-5), Brissey (3-3), McGuire (2-2), Eaves (1-1), Fisher (1-1), Gibler (1-1), Dossett (0-1), Kircher (1-1), McElvain (1-1), Lee (1-1).

Record: 2-1 Home: 2-1 Away: 0-0 SEC: 2-1

| Player | avg | gp-gs | ab | r | h | 2b | 3b | hr | rbi | tb | slg% | bb | hp | so | gdp | ob% | sf | sh | sb-att | po | a | e | fld% | |
|---------------------|------|-------|-----|----|----|----|----|----|-----|----|-------|----|----|----|-----|------|----|----|--------|----|----|---|-------|--|
| 3 Nolan Souza | .556 | 3-3 | 9 | 4 | 5 | 1 | 0 | 0 | 2 | 6 | .667 | 1 | 0 | 3 | 0 | .600 | 0 | 0 | 1-1 | 4 | 11 | 0 | 1.000 | |
| 5 TJ Pompey | .444 | 3-2 | 9 | 3 | 4 | 0 | 1 | 1 | 2 | 9 | 1.000 | 0 | 0 | 4 | 0 | .444 | 0 | 0 | 0-0 | 1 | 4 | 0 | 1.000 | |
| 27 Ryder Helfrick | .300 | 3-3 | 10 | 0 | 3 | 2 | 0 | 0 | 3 | 5 | .500 | 3 | 0 | 3 | 0 | .462 | 0 | 0 | 0-0 | 30 | 4 | 0 | 1.000 | |
| 42 Damian Ruiz | .273 | 3-3 | 11 | 2 | 3 | 1 | 0 | 0 | 0 | 4 | .364 | 2 | 0 | 3 | 0 | .385 | 0 | 0 | 0-0 | 4 | 0 | 1 | .800 | |
| 4 Maika Niu | .167 | 3-3 | 12 | 1 | 2 | 0 | 0 | 0 | 1 | 2 | .167 | 0 | 0 | 3 | 0 | .167 | 0 | 0 | 1-2 | 5 | 0 | 0 | 1.000 | |
| 18 Reese Robinett | .100 | 3-3 | 10 | 1 | 1 | 0 | 0 | 0 | 0 | 1 | .100 | 1 | 0 | 4 | 0 | .182 | 0 | 0 | 0-0 | 22 | 0 | 0 | 1.000 | |
| 25 Kuhio Aloy | .100 | 3-3 | 10 | 1 | 1 | 0 | 0 | 0 | 0 | 1 | .100 | 0 | 0 | 4 | 0 | .100 | 0 | 0 | 1-1 | 4 | 0 | 1 | .800 | |
| 17 Zack Stewart | .100 | 3-3 | 10 | 1 | 1 | 0 | 0 | 1 | 2 | 4 | .400 | 1 | 1 | 3 | 0 | .250 | 0 | 0 | 0-0 | 0 | 0 | 0 | .000 | |
| 8 Camden Kozeal | .091 | 3-3 | 11 | 0 | 1 | 0 | 0 | 0 | 1 | 1 | .091 | 2 | 0 | 4 | 0 | .231 | 0 | 0 | 0-0 | 5 | 8 | 0 | 1.000 | |
| ----- | | | | | | | | | | | | | | | | | | | | | | | | |
| 12 Carter Rutenbar | .000 | 2-1 | 4 | 0 | 0 | 0 | 0 | 0 | 0 | 0 | .000 | 0 | 0 | 2 | 0 | .000 | 0 | 0 | 0-0 | 5 | 1 | 0 | 1.000 | |
| 1 Carson Brumbaugh | .000 | 1-0 | 1 | 0 | 0 | 0 | 0 | 0 | 0 | 0 | .000 | 0 | 0 | 1 | 0 | .000 | 0 | 0 | 0-0 | 0 | 0 | 0 | .000 | |
| 24 Landon Schaefer | .000 | 1-0 | 0 | 1 | 0 | 0 | 0 | 0 | 0 | 0 | .000 | 0 | 0 | 0 | 0 | .000 | 0 | 0 | 1-1 | 0 | 0 | 0 | .000 | |
| 16 Christian Turner | .000 | 2-0 | 0 | 0 | 0 | 0 | 0 | 0 | 0 | 0 | .000 | 0 | 0 | 0 | 0 | .000 | 0 | 0 | 0-0 | 0 | 0 | 0 | .000 | |
| Totals | .216 | 3 | 97 | 14 | 21 | 4 | 1 | 2 | 11 | 33 | .340 | 10 | 1 | 34 | 0 | .296 | 0 | 0 | 4-5 | 81 | 28 | 2 | .982 | |
| Opponents | .248 | 3 | 101 | 14 | 25 | 2 | 0 | 2 | 13 | 33 | .327 | 14 | 2 | 29 | 3 | .347 | 1 | 0 | 1-3 | 75 | 27 | 3 | .971 | |

LOB - Team (19), Opp (23). DPs turned - Team (3). Picked off - Souza 1.

(SEC games only Sorted by Earned run avg)

| Player | era | w-l | app | gs | cg | sho | sv | ip | h | r | er | bb | so | 2b | 3b | hr | b/avg | wp | hp | bk | sfa | sha |
|--------------------|------|-----|-----|----|----|-----|----|------|----|----|----|----|----|----|----|----|-------|----|----|----|-----|-----|
| 20 Gabe Gaeckle | 3.18 | 0-0 | 1 | 1 | 0 | 0/0 | 0 | 5.2 | 8 | 2 | 2 | 3 | 4 | 1 | 0 | 0 | .348 | 0 | 0 | 0 | 1 | 0 |
| 29 Cole Gibler | 5.40 | 1-0 | 1 | 0 | 0 | 0/0 | 0 | 3.1 | 3 | 2 | 2 | 2 | 3 | 0 | 0 | 1 | .231 | 0 | 1 | 0 | 0 | 0 |
| 26 Tate McGuire | 5.40 | 0-0 | 1 | 0 | 0 | 0/0 | 0 | 3.1 | 4 | 2 | 2 | 2 | 2 | 0 | 0 | 0 | .333 | 0 | 0 | 0 | 0 | 0 |
| 38 Colin Fisher | 5.79 | 0-0 | 1 | 1 | 0 | 0/0 | 0 | 4.2 | 4 | 3 | 3 | 2 | 6 | 0 | 0 | 0 | .222 | 0 | 0 | 0 | 0 | 0 |
| 32 Hunter Dietz | 9.64 | 0-1 | 1 | 1 | 0 | 0/0 | 0 | 4.2 | 4 | 5 | 5 | 3 | 8 | 1 | 0 | 1 | .222 | 1 | 0 | 0 | 0 | 0 |
| ----- | | | | | | | | | | | | | | | | | | | | | | |
| 13 Steele Eaves | 0.00 | 0-0 | 1 | 0 | 0 | 0/0 | 0 | 2.0 | 0 | 0 | 0 | 0 | 2 | 0 | 0 | 0 | .000 | 0 | 1 | 0 | 0 | 0 |
| 33 Ethan McElvain | 0.00 | 1-0 | 1 | 0 | 0 | 0/0 | 0 | 1.2 | 1 | 0 | 0 | 1 | 2 | 0 | 0 | 0 | .167 | 0 | 0 | 0 | 0 | 0 |
| 48 Cooper Dossett | 0.00 | 0-0 | 1 | 0 | 0 | 0/0 | 0 | 1.0 | 0 | 0 | 0 | 1 | 1 | 0 | 0 | 0 | .000 | 0 | 0 | 0 | 0 | 0 |
| 36 Parker Coil | 0.00 | 0-0 | 1 | 0 | 0 | 0/0 | 0 | 0.2 | 0 | 0 | 0 | 0 | 1 | 0 | 0 | 0 | .000 | 0 | 0 | 0 | 0 | 0 |
| 15 Jackson Kircher | 0.00 | 0-0 | 1 | 0 | 0 | 0/0 | 0 | 0.0 | 1 | 0 | 0 | 0 | 0 | 0 | 0 | 0 | 1.000 | 0 | 0 | 0 | 0 | 0 |
| Totals | 4.67 | 2-1 | 3 | 3 | 0 | 0/0 | 0 | 27.0 | 25 | 14 | 14 | 14 | 29 | 2 | 0 | 2 | .248 | 1 | 2 | 0 | 1 | 0 |
| Opponents | 3.96 | 1-2 | 3 | 3 | 0 | 0/0 | 0 | 25.0 | 21 | 14 | 11 | 10 | 34 | 4 | 1 | 2 | .216 | 4 | 1 | 1 | 0 | 0 |

PB - Team (0), Opp (1). Pickoffs - Team (0), Opp (1). SBA/ATT - Helfrick (1-3), McGuire (1-1), Dossett (0-1), Gaeckle (0-1).

| Score by innings | 1 | 2 | 3 | 4 | 5 | 6 | 7 | 8 | 9 | EX | Total |
|------------------|----|----|----|----|----|----|----|----|---|----|-------|
| Arkansas | 25 | 17 | 21 | 15 | 20 | 10 | 11 | 20 | 7 | 1 | 147 |
| Opponents | 10 | 12 | 7 | 9 | 9 | 4 | 7 | 8 | 6 | 0 | 72 |

Record when ...

| | | | |
|----------------------|------|----------------------|------|
| Overall | 16-6 | After 6 leading | 15-0 |
| Conference | 2-1 | trailing | 0-6 |
| Non-Conference | 14-5 | tied | 1-0 |
| Home games | 13-5 | After 7 leading | 12-0 |
| Away games | 0-0 | trailing | 0-6 |
| Neutral site | 3-1 | tied | 2-0 |
| Day games | 13-5 | After 8 leading | 10-0 |
| Night games | 3-1 | trailing | 0-6 |
| vs Left starter | 4-2 | tied | 1-0 |
| vs Right starter | 12-4 | | |
| 1-Run games | 4-2 | Hit 0 home runs | 6-3 |
| 2-Run games | 1-1 | ... 1 home run | 3-2 |
| 5+Run games | 9-2 | ... 2+ home runs | 7-1 |
| Extra innings | 1-0 | | |
| Shutouts | 3-0 | Opponent 0 home runs | 10-1 |
| | | 1 home run | 4-3 |
| Scoring 0-2 runs | 1-2 | 2+ HRs | 2-2 |
| 3-5 runs | 3-4 | | |
| 6-9 runs | 6-0 | Made 0 errors | 4-4 |
| 10+ runs | 6-0 | 1 error | 9-1 |
| | | 2+ errors | 3-1 |
| Opponent 0-2 runs | 11-0 | | |
| 3-5 runs | 4-3 | Opp. made 0 errors | 4-4 |
| 6-9 runs | 1-2 | 1 error | 10-1 |
| 10+ runs | 0-1 | 2+ errors | 2-1 |
| Scored in 1st inning | 10-2 | Out-hit opponent | 14-2 |
| Opp. scored in 1st | 1-3 | Out-hit by opponent | 2-4 |
| Scores first | 13-2 | Hits are tied | 0-0 |
| Opp. scores first | 3-4 | | |

Record when team scores:

| | | | | | | | | | | | |
|------|-----|-----|-----|-----|-----|-----|-----|-----|-----|-----|-----|
| Runs | 0 | 1 | 2 | 3 | 4 | 5 | 6 | 7 | 8 | 9 | 10+ |
| W-L | 0-0 | 1-1 | 0-1 | 1-1 | 0-3 | 2-0 | 1-0 | 3-0 | 0-0 | 2-0 | 6-0 |

Record when opponent scores:

| | | | | | | | | | | | |
|------|-----|-----|-----|-----|-----|-----|-----|-----|-----|-----|-----|
| Runs | 0 | 1 | 2 | 3 | 4 | 5 | 6 | 7 | 8 | 9 | 10+ |
| W-L | 3-0 | 4-0 | 4-0 | 1-0 | 2-2 | 1-1 | 1-1 | 0-1 | 0-0 | 0-0 | 0-1 |

Record when leading after:

| | | | | | | | | |
|------|-----|------|------|------|------|------|------|------|
| Inn. | 1 | 2 | 3 | 4 | 5 | 6 | 7 | 8 |
| W-L | 9-2 | 14-1 | 14-1 | 14-0 | 15-0 | 15-0 | 12-0 | 10-0 |

Record when trailing after:

| | | | | | | | | |
|------|-----|-----|-----|-----|-----|-----|-----|-----|
| Inn. | 1 | 2 | 3 | 4 | 5 | 6 | 7 | 8 |
| W-L | 0-3 | 1-4 | 1-5 | 2-6 | 0-6 | 0-6 | 0-6 | 0-6 |

Record when tied after:

| | | | | | | | | |
|------|-----|-----|-----|-----|-----|-----|-----|-----|
| Inn. | 1 | 2 | 3 | 4 | 5 | 6 | 7 | 8 |
| W-L | 7-1 | 1-1 | 1-0 | 0-0 | 1-0 | 1-0 | 2-0 | 1-0 |

Current winning streak: 3

Longest winning streak: 5

Longest losing streak: 2

Home attendance : 171410 (18 dates avg = 9522)

Away attendance : 58980 (4 dates avg = 14745)

Total attendance: 230390 (22 dates avg = 10472)



| Multiple Hit Games | 2 | 3 | 4 | 5+ | Total |
|---------------------------|----------|----------|----------|-----------|--------------|
| 4 Maika Niu | 9 | 1 | - | - | 10 |
| 8 Camden Kozeal | 7 | 1 | 1 | - | 9 |
| 27 Ryder Helfrick | 8 | 1 | - | - | 9 |
| 42 Damian Ruiz | 8 | - | - | - | 8 |
| 25 Kuhio Aloy | 6 | 1 | - | - | 7 |
| 3 Nolan Souza | 6 | - | - | - | 6 |
| 18 Reese Robinett | 6 | - | - | - | 6 |
| 17 Zack Stewart | 4 | 1 | - | - | 5 |
| 5 TJ Pompey | 3 | 1 | - | - | 4 |
| 12 Carter Rutenbar | 1 | - | 1 | - | 2 |
| 1 Carson Brumbaugh | 1 | - | - | - | 1 |
| TEAM | 59 | 6 | 2 | 0 | 67 |

| Multiple RBI Games | 2 | 3 | 4 | 5+ | Total |
|---------------------------|----------|----------|----------|-----------|--------------|
| 8 Camden Kozeal | 5 | 3 | 1 | - | 9 |
| 25 Kuhio Aloy | 5 | 1 | 1 | - | 7 |
| 27 Ryder Helfrick | 3 | 2 | - | - | 5 |
| 4 Maika Niu | 2 | 2 | 1 | - | 5 |
| 42 Damian Ruiz | 2 | - | - | - | 2 |
| 18 Reese Robinett | 2 | - | - | - | 2 |
| 3 Nolan Souza | 1 | 1 | - | - | 2 |
| 17 Zack Stewart | 2 | - | - | - | 2 |
| TEAM | 22 | 9 | 3 | 0 | 34 |

| Hitting Streaks | Longest | Current |
|------------------------|----------------|----------------|
| 25 Kuhio Aloy | 12 | 1 |
| 8 Camden Kozeal | 7 | 2 |
| 4 Maika Niu | 7 | - |
| 3 Nolan Souza | 5 | 5 |
| 18 Reese Robinett | 4 | - |
| 42 Damian Ruiz | 4 | 3 |
| 5 TJ Pompey | 4 | - |
| 27 Ryder Helfrick | 4 | 3 |
| 17 Zack Stewart | 3 | 2 |
| 1 Carson Brumbaugh | 2 | - |
| 16 Christian Turner | 2 | 2 |
| 12 Carter Rutenbar | 2 | 2 |
| 9 Alexander Peck | 1 | - |

| Reached Base Streaks | Longest | Current |
|-----------------------------|----------------|----------------|
| 27 Ryder Helfrick | 21 | 21 |
| 8 Camden Kozeal | 15 | 5 |
| 25 Kuhio Aloy | 13 | 1 |
| 42 Damian Ruiz | 12 | 12 |
| 17 Zack Stewart | 9 | 3 |
| 4 Maika Niu | 7 | 2 |
| 18 Reese Robinett | 6 | 2 |
| 5 TJ Pompey | 6 | 5 |
| 3 Nolan Souza | 5 | 5 |
| 16 Christian Turner | 4 | 3 |
| 12 Carter Rutenbar | 3 | 2 |
| 1 Carson Brumbaugh | 2 | - |
| 24 Landon Schaefer | 1 | 1 |
| 9 Alexander Peck | 1 | - |
| 19 Carson Willis | 1 | 1 |

Starting Lineup By Position (Team W-L record when starter)

| | | |
|---------------------|----|--------|
| PITCHER: | | |
| 38 Colin Fisher | 5 | (4-1) |
| 20 Gabe Gaeckle | 5 | (4-1) |
| 32 Hunter Dietz | 5 | (3-2) |
| 40 James DeCremer | 3 | (2-1) |
| 22 Peyton Lee | 3 | (2-1) |
| 14 Mark Brissey | 1 | (1-0) |
| CATCHER: | | |
| 27 Ryder Helfrick | 21 | (15-6) |
| 12 Carter Rutenbar | 1 | (1-0) |
| FIRST BASE: | | |
| 18 Reese Robinett | 19 | (13-6) |
| 12 Carter Rutenbar | 2 | (2-0) |
| 9 Alexander Peck | 1 | (1-0) |
| SECOND BASE: | | |
| 8 Camden Kozeal | 16 | (12-4) |
| 3 Nolan Souza | 6 | (4-2) |
| THIRD BASE: | | |
| 5 TJ Pompey | 15 | (12-3) |
| 3 Nolan Souza | 6 | (3-3) |
| 18 Reese Robinett | 1 | (1-0) |
| SHORTSTOP: | | |
| 1 Carson Brumbaugh | 15 | (12-3) |
| 8 Camden Kozeal | 4 | (3-1) |
| 5 TJ Pompey | 3 | (1-2) |
| LEFT FIELD: | | |
| 42 Damian Ruiz | 17 | (12-5) |
| 16 Christian Turner | 3 | (3-0) |
| 17 Zack Stewart | 2 | (1-1) |
| CENTER FIELD: | | |
| 4 Maika Niu | 21 | (15-6) |
| 42 Damian Ruiz | 1 | (1-0) |
| RIGHT FIELD: | | |
| 25 Kuhio Aloy | 14 | (9-5) |
| 17 Zack Stewart | 5 | (5-0) |
| 24 Landon Schaefer | 1 | (1-0) |
| 42 Damian Ruiz | 1 | (1-0) |
| 12 Carter Rutenbar | 1 | (0-1) |
| DESIGNATED HITTER: | | |
| 17 Zack Stewart | 7 | (6-1) |
| 3 Nolan Souza | 6 | (5-1) |
| 25 Kuhio Aloy | 5 | (4-1) |
| 12 Carter Rutenbar | 2 | (1-1) |
| 8 Camden Kozeal | 1 | (0-1) |
| 19 Carson Willis | 1 | (0-1) |

Starting Lineup By Lineup Spot (Team W-L record when starter)

| | | |
|---------------------|----|--------|
| LEADOFF: | | |
| 42 Damian Ruiz | 17 | (13-4) |
| 4 Maika Niu | 3 | (2-1) |
| 3 Nolan Souza | 2 | (1-1) |
| 2ND SPOT: | | |
| 27 Ryder Helfrick | 9 | (6-3) |
| 8 Camden Kozeal | 9 | (7-2) |
| 3 Nolan Souza | 4 | (3-1) |
| 3RD SPOT: | | |
| 27 Ryder Helfrick | 12 | (9-3) |
| 8 Camden Kozeal | 7 | (4-3) |
| 25 Kuhio Aloy | 1 | (1-0) |
| 4 Maika Niu | 1 | (1-0) |
| 18 Reese Robinett | 1 | (1-0) |
| CLEANUP: | | |
| 25 Kuhio Aloy | 7 | (5-2) |
| 17 Zack Stewart | 5 | (5-0) |
| 8 Camden Kozeal | 5 | (4-1) |
| 4 Maika Niu | 4 | (2-2) |
| 12 Carter Rutenbar | 1 | (0-1) |
| 5TH SPOT: | | |
| 25 Kuhio Aloy | 9 | (6-3) |
| 18 Reese Robinett | 6 | (4-2) |
| 4 Maika Niu | 2 | (2-0) |
| 17 Zack Stewart | 2 | (1-1) |
| 3 Nolan Souza | 1 | (1-0) |
| 12 Carter Rutenbar | 1 | (1-0) |
| 9 Alexander Peck | 1 | (1-0) |
| 6TH SPOT: | | |
| 18 Reese Robinett | 8 | (5-3) |
| 4 Maika Niu | 5 | (3-2) |
| 12 Carter Rutenbar | 3 | (3-0) |
| 17 Zack Stewart | 3 | (3-0) |
| 25 Kuhio Aloy | 1 | (0-1) |
| 5 TJ Pompey | 1 | (1-0) |
| 3 Nolan Souza | 1 | (1-0) |
| 7TH SPOT: | | |
| 5 TJ Pompey | 8 | (6-2) |
| 4 Maika Niu | 6 | (5-1) |
| 18 Reese Robinett | 4 | (3-1) |
| 3 Nolan Souza | 2 | (0-2) |
| 25 Kuhio Aloy | 1 | (1-0) |
| 17 Zack Stewart | 1 | (1-0) |
| 8TH SPOT: | | |
| 5 TJ Pompey | 6 | (4-2) |
| 3 Nolan Souza | 5 | (4-1) |
| 1 Carson Brumbaugh | 5 | (4-1) |
| 17 Zack Stewart | 3 | (2-1) |
| 12 Carter Rutenbar | 1 | (0-1) |
| 18 Reese Robinett | 1 | (1-0) |
| 16 Christian Turner | 1 | (1-0) |
| 9TH SPOT: | | |
| 1 Carson Brumbaugh | 10 | (8-2) |
| 3 Nolan Souza | 3 | (2-1) |
| 5 TJ Pompey | 3 | (2-1) |
| 42 Damian Ruiz | 2 | (1-1) |
| 16 Christian Turner | 2 | (2-0) |
| 24 Landon Schaefer | 1 | (1-0) |
| 19 Carson Willis | 1 | (0-1) |



STARTERS SUMMARY

| Player | GS | Position | | | | | | | | | | | Batting Order | | | | | | | | | |
|--------------------|----|----------|----|----|----|----|----|----|----|----|----|----|---------------|-----|-----|-----|-----|-----|-----|-----|-----|----|
| | | p | c | 1b | 2b | 3b | ss | lf | cf | rf | of | dh | 1st | 2nd | 3rd | 4th | 5th | 6th | 7th | 8th | 9th | |
| 8 Camden Kozeal | 21 | . | . | . | 16 | . | 4 | . | . | . | . | . | 1 | . | 9 | 7 | 5 | . | . | . | . | . |
| 4 Maika Niu | 21 | . | . | . | . | . | . | . | 21 | . | . | . | . | 3 | . | 1 | 4 | 2 | 5 | 6 | . | . |
| 27 Ryder Helfrick | 21 | . | 21 | . | . | . | . | . | . | . | . | . | . | . | 9 | 12 | . | . | . | . | . | . |
| 18 Reese Robinett | 20 | . | . | 19 | . | 1 | . | . | . | . | . | . | . | . | . | 1 | . | 6 | 8 | 4 | 1 | . |
| 25 Kuhio Aloy | 19 | . | . | . | . | . | . | . | . | . | 14 | . | 5 | . | . | 1 | 7 | 9 | 1 | 1 | . | . |
| 42 Damian Ruiz | 19 | . | . | . | . | . | . | 17 | 1 | 1 | . | . | 17 | . | . | . | . | . | . | . | . | 2 |
| 3 Nolan Souza | 18 | . | . | . | 6 | 6 | . | . | . | . | . | 6 | 2 | 4 | . | . | 1 | 1 | 2 | 5 | 3 | . |
| 5 TJ Pompey | 18 | . | . | . | . | 15 | 3 | . | . | . | . | . | . | . | . | . | . | 1 | 8 | 6 | 3 | . |
| 1 Carson Brumba | 15 | . | . | . | . | . | 15 | . | . | . | . | . | . | . | . | . | . | . | . | . | 5 | 10 |
| 17 Zack Stewart | 14 | . | . | . | . | . | . | 2 | . | 5 | . | 7 | . | . | . | 5 | 2 | 3 | 1 | 3 | . | . |
| 12 Carter Rutenba | 6 | . | 1 | 2 | . | . | . | . | . | . | 1 | . | 2 | . | . | 1 | 1 | 3 | . | 1 | . | . |
| 38 Colin Fisher | 5 | 5 | . | . | . | . | . | . | . | . | . | . | . | . | . | . | . | . | . | . | . | . |
| 32 Hunter Dietz | 5 | 5 | . | . | . | . | . | . | . | . | . | . | . | . | . | . | . | . | . | . | . | . |
| 20 Gabe Gaeckle | 5 | 5 | . | . | . | . | . | . | . | . | . | . | . | . | . | . | . | . | . | . | . | . |
| 22 Peyton Lee | 3 | 3 | . | . | . | . | . | . | . | . | . | . | . | . | . | . | . | . | . | . | . | . |
| 16 Christian Turne | 3 | . | . | . | . | . | . | 3 | . | . | . | . | . | . | . | . | . | . | . | . | 1 | 2 |
| 40 James DeCrem | 3 | 3 | . | . | . | . | . | . | . | . | . | . | . | . | . | . | . | . | . | . | . | . |
| 9 Alexander Peck | 1 | . | . | 1 | . | . | . | . | . | . | . | . | . | . | . | . | 1 | . | . | . | . | . |
| 14 Mark Brissey | 1 | 1 | . | . | . | . | . | . | . | . | . | . | . | . | . | . | . | . | . | . | . | . |
| 24 Landon Schaef | 1 | . | . | . | . | . | . | . | . | . | 1 | . | . | . | . | . | . | . | . | . | . | 1 |
| 19 Carson Willis | 1 | . | . | . | . | . | . | . | . | . | . | 1 | . | . | . | . | . | . | . | . | . | 1 |



INDIVIDUAL GAME-BY-GAME

#25 Kuhio Aloy - 19 games (All games)

| Date | Opponent | Pos | AB | R | H | RBI | 2B | 3B | HR | BB | SB | CS | HBP | SAC | SF | GDP | K | PO | A | E | Avg |
|--------|-------------------|-----|------|----|----|-----|----|----|----|----|----|----|-----|-----|----|-----|----|----|---|---|------|
| Feb 13 | vs Oklahoma State | *of | 4 | 1 | 2 | 2 | 0 | 0 | 0 | 0 | 1 | 0 | 0 | 0 | 0 | 0 | 1 | 1 | 0 | 0 | .500 |
| Feb 14 | vs TCU | *of | 4 | 1 | 1 | 1 | 0 | 0 | 1 | 0 | 0 | 0 | 0 | 0 | 0 | 0 | 0 | 1 | 0 | 0 | .375 |
| Feb 20 | XAVIER | *of | 2 | 0 | 1 | 0 | 0 | 0 | 0 | 1 | 0 | 0 | 0 | 0 | 0 | 0 | 1 | 2 | 0 | 0 | .400 |
| Feb 21 | XAVIER | *of | 4 | 1 | 2 | 2 | 0 | 0 | 1 | 1 | 0 | 0 | 0 | 0 | 0 | 0 | 0 | 0 | 0 | 1 | .429 |
| Feb 22 | XAVIER | *of | 5 | 2 | 3 | 3 | 0 | 0 | 1 | 0 | 0 | 0 | 0 | 0 | 0 | 0 | 0 | 0 | 0 | 0 | .474 |
| Feb 24 | ARKANSAS STAT | *of | 4 | 1 | 1 | 0 | 0 | 0 | 0 | 0 | 0 | 0 | 0 | 0 | 0 | 0 | 1 | 3 | 0 | 0 | .435 |
| Feb 25 | ARKANSAS STAT | *of | 4 | 0 | 1 | 1 | 0 | 0 | 0 | 0 | 0 | 0 | 0 | 0 | 0 | 1 | 1 | 0 | 0 | 0 | .407 |
| Feb 27 | UT ARLINGTON | *of | 4 | 1 | 1 | 2 | 1 | 0 | 0 | 0 | 0 | 0 | 0 | 0 | 0 | 1 | 1 | 1 | 0 | 0 | .387 |
| Feb 28 | UT ARLINGTON | *dh | 4 | 1 | 1 | 0 | 0 | 0 | 0 | 0 | 0 | 0 | 0 | 0 | 0 | 0 | 2 | 0 | 0 | 0 | .371 |
| Mar 01 | UT ARLINGTON | *dh | 4 | 1 | 2 | 1 | 1 | 0 | 0 | 0 | 0 | 0 | 0 | 0 | 0 | 0 | 1 | 0 | 0 | 0 | .385 |
| Mar 03 | ORAL ROBERTS | *of | 5 | 1 | 2 | 4 | 1 | 0 | 0 | 0 | 0 | 0 | 0 | 0 | 0 | 0 | 2 | 1 | 0 | 0 | .386 |
| Mar 06 | STETSON | *dh | 4 | 1 | 2 | 1 | 1 | 0 | 0 | 1 | 0 | 0 | 0 | 0 | 0 | 1 | 0 | 0 | 0 | 0 | .396 |
| Mar 07 | STETSON | *of | 2 | 1 | 0 | 2 | 0 | 0 | 0 | 2 | 0 | 0 | 0 | 0 | 0 | 0 | 0 | 0 | 0 | 1 | .380 |
| Mar 08 | STETSON | *dh | 4 | 0 | 0 | 0 | 0 | 0 | 0 | 0 | 0 | 0 | 0 | 0 | 0 | 0 | 0 | 0 | 0 | 0 | .352 |
| Mar 09 | STETSON | *of | 5 | 0 | 1 | 0 | 0 | 0 | 0 | 0 | 0 | 0 | 0 | 0 | 0 | 0 | 0 | 0 | 0 | 0 | .339 |
| Mar 13 | MISSISSIPPI STA | *of | 3 | 1 | 0 | 0 | 0 | 0 | 0 | 0 | 0 | 0 | 0 | 0 | 0 | 0 | 2 | 1 | 0 | 1 | .323 |
| Mar 14 | MISSISSIPPI STA | *of | 4 | 0 | 1 | 0 | 0 | 0 | 0 | 0 | 1 | 0 | 0 | 0 | 0 | 0 | 0 | 1 | 0 | 0 | .318 |
| Mar 14 | MISSISSIPPI STA | *of | 3 | 0 | 0 | 0 | 0 | 0 | 0 | 0 | 0 | 0 | 0 | 0 | 0 | 0 | 2 | 2 | 0 | 0 | .304 |
| Mar 18 | NORTHERN COL | *dh | 5 | 0 | 2 | 2 | 0 | 0 | 0 | 0 | 1 | 0 | 0 | 0 | 0 | 1 | 0 | 0 | 0 | 0 | .311 |
| Totals | | | 19gs | 74 | 13 | 23 | 21 | 4 | 0 | 3 | 5 | 3 | 0 | 0 | 0 | 4 | 14 | 13 | 0 | 3 | .311 |

On base pct. .354 • Slugging pct. .486

#14 Mark Brissey - 2 games (All games)

| Date | Opponent | Pos | AB | R | H | RBI | 2B | 3B | HR | BB | SB | CS | HBP | SAC | SF | GDP | K | PO | A | E | Avg |
|--------|-------------------|-----|-----|---|---|-----|----|----|----|----|----|----|-----|-----|----|-----|---|----|---|---|------|
| Feb 16 | vs Tarleton State | p | 0 | 0 | 0 | 0 | 0 | 0 | 0 | 0 | 0 | 0 | 0 | 0 | 0 | 0 | 0 | 0 | 1 | 0 | .000 |
| Mar 06 | STETSON | p | 0 | 0 | 0 | 0 | 0 | 0 | 0 | 0 | 0 | 0 | 0 | 0 | 0 | 0 | 0 | 1 | 0 | 0 | .000 |
| Totals | | | 0gs | 0 | 0 | 0 | 0 | 0 | 0 | 0 | 0 | 0 | 0 | 0 | 0 | 0 | 0 | 1 | 1 | 0 | .000 |

On base pct. .000 • Slugging pct. .000

#14 Mark Brissey - 5 appearances (All games)

| Date | Opponent | GS | IP | H | R | ER | BB | SO | 2B | 3B | HR | WP | BK | HBP | IBB | Score | W-L | Sv | ERA | NP |
|--------|-------------------|----|-----|---|---|----|----|----|----|----|----|----|----|-----|-----|-------|-----|----|------|----|
| Feb 16 | vs Tarleton State | | 2.0 | 1 | 0 | 0 | 1 | 3 | 0 | 0 | 0 | 0 | 0 | 0 | 0 | 3-1 | 0-0 | 1 | 0.00 | 30 |
| Feb 28 | UT ARLINGTON | | 2.0 | 0 | 0 | 0 | 1 | 3 | 0 | 0 | 0 | 0 | 0 | 0 | 0 | 9-0 | 0-0 | 1 | 0.00 | 26 |
| Mar 03 | ORAL ROBERTS | | 1.0 | 0 | 0 | 0 | 0 | 3 | 0 | 0 | 0 | 0 | 0 | 1 | 0 | 10-2 | 0-0 | 1 | 0.00 | 14 |
| Mar 06 | STETSON | | 1.0 | 0 | 0 | 0 | 0 | 0 | 0 | 0 | 0 | 0 | 0 | 0 | 0 | 7-1 | 0-0 | 1 | 0.00 | 14 |
| Mar 17 | NORTHERN COL | * | 2.0 | 2 | 2 | 2 | 2 | 2 | 0 | 0 | 0 | 0 | 0 | 1 | 0 | 13-2 | 0-0 | 1 | 2.25 | 46 |
| Totals | | 1 | 8.0 | 3 | 2 | 2 | 4 | 11 | 0 | 0 | 0 | 0 | 0 | 2 | 0 | 42-6 | 0-0 | 1 | 2.25 | - |

#1 Carson Brumbaugh - 16 games (All games)

| Date | Opponent | Pos | AB | R | H | RBI | 2B | 3B | HR | BB | SB | CS | HBP | SAC | SF | GDP | K | PO | A | E | Avg |
|--------|-------------------|-----|------|----|---|-----|----|----|----|----|----|----|-----|-----|----|-----|----|----|----|---|------|
| Feb 13 | vs Oklahoma State | *ss | 4 | 0 | 0 | 0 | 0 | 0 | 0 | 0 | 0 | 0 | 0 | 0 | 0 | 0 | 0 | 1 | 0 | 0 | .000 |
| Feb 14 | vs TCU | *ss | 4 | 0 | 1 | 0 | 0 | 0 | 0 | 0 | 0 | 0 | 0 | 0 | 0 | 0 | 1 | 0 | 3 | 0 | .125 |
| Feb 15 | vs Texas Tech | *ss | 5 | 1 | 1 | 0 | 0 | 0 | 0 | 0 | 0 | 0 | 0 | 0 | 0 | 0 | 3 | 2 | 3 | 0 | .154 |
| Feb 16 | vs Tarleton State | *ss | 4 | 0 | 0 | 0 | 0 | 0 | 0 | 0 | 0 | 0 | 0 | 0 | 0 | 1 | 0 | 0 | 2 | 0 | .118 |
| Feb 20 | XAVIER | *ss | 3 | 1 | 1 | 0 | 0 | 0 | 0 | 0 | 0 | 0 | 0 | 0 | 0 | 0 | 2 | 0 | 4 | 0 | .150 |
| Feb 21 | XAVIER | *ss | 3 | 0 | 0 | 0 | 0 | 0 | 0 | 1 | 0 | 1 | 0 | 0 | 0 | 0 | 1 | 0 | 4 | 0 | .130 |
| Feb 22 | XAVIER | *ss | 4 | 0 | 0 | 0 | 0 | 0 | 0 | 0 | 0 | 0 | 0 | 0 | 0 | 0 | 2 | 0 | 4 | 0 | .111 |
| Feb 25 | ARKANSAS STAT | *ss | 2 | 0 | 0 | 0 | 0 | 0 | 0 | 0 | 0 | 0 | 0 | 1 | 0 | 0 | 1 | 0 | 4 | 0 | .103 |
| Feb 27 | UT ARLINGTON | *ss | 2 | 0 | 0 | 0 | 0 | 0 | 0 | 0 | 0 | 0 | 0 | 0 | 0 | 0 | 1 | 0 | 3 | 0 | .097 |
| Feb 28 | UT ARLINGTON | *ss | 3 | 1 | 1 | 0 | 0 | 0 | 0 | 1 | 0 | 0 | 0 | 0 | 0 | 0 | 0 | 0 | 2 | 0 | .118 |
| Mar 01 | UT ARLINGTON | *ss | 3 | 2 | 2 | 1 | 2 | 0 | 0 | 0 | 0 | 0 | 0 | 0 | 1 | 0 | 0 | 0 | 2 | 2 | .162 |
| Mar 03 | ORAL ROBERTS | *ss | 3 | 1 | 0 | 0 | 0 | 0 | 0 | 0 | 0 | 0 | 0 | 0 | 0 | 0 | 1 | 2 | 2 | 0 | .150 |
| Mar 06 | STETSON | *ss | 3 | 0 | 1 | 1 | 1 | 0 | 0 | 0 | 0 | 0 | 0 | 0 | 1 | 1 | 0 | 1 | 1 | 1 | .163 |
| Mar 08 | STETSON | *ss | 2 | 0 | 0 | 0 | 0 | 0 | 0 | 0 | 0 | 0 | 0 | 0 | 0 | 1 | 1 | 1 | 4 | 2 | .156 |
| Mar 14 | MISSISSIPPI STA | ph | 1 | 0 | 0 | 0 | 0 | 0 | 0 | 0 | 0 | 0 | 0 | 0 | 0 | 0 | 1 | 0 | 0 | 0 | .152 |
| Mar 18 | NORTHERN COL | *ss | 4 | 0 | 0 | 0 | 0 | 0 | 0 | 0 | 0 | 0 | 0 | 0 | 0 | 1 | 1 | 1 | 6 | 0 | .140 |
| Totals | | | 15gs | 50 | 6 | 7 | 2 | 3 | 0 | 2 | 0 | 1 | 0 | 1 | 2 | 4 | 15 | 8 | 44 | 5 | .140 |

On base pct. .167 • Slugging pct. .200



#36 Parker Coil - 1 game (All games)

| Date | Opponent | Pos | AB | R | H | RBI | 2B | 3B | HR | BB | SB | CS | HBP | SAC | SF | GDP | K | PO | A | E | Avg |
|---------------|---------------|-----|----|---|---|-----|----|----|----|----|----|----|-----|-----|----|-----|---|----|---|---|------|
| Feb 15 | vs Texas Tech | p | 0 | 0 | 0 | 0 | 0 | 0 | 0 | 0 | 0 | 0 | 0 | 0 | 0 | 0 | 0 | 0 | 1 | 0 | .000 |
| Totals | | 0gs | 0 | 0 | 0 | 0 | 0 | 0 | 0 | 0 | 0 | 0 | 0 | 0 | 0 | 0 | 0 | 0 | 1 | 0 | .000 |

On base pct. .000 • Slugging pct. .000

#36 Parker Coil - 7 appearances (All games)

| Date | Opponent | GS | IP | H | R | ER | BB | SO | 2B | 3B | HR | WP | BK | HBP | IBB | Score | W-L | Sv | ERA | NP |
|---------------|-----------------|----|------|---|---|----|----|----|----|----|----|----|----|-----|-----|-------|-----|----|------|----|
| Feb 15 | vs Texas Tech | | 1.0 | 1 | 1 | 1 | 1 | 0 | 0 | 0 | 0 | 0 | 0 | 0 | 0 | 6-5 | 0-0 | 0 | 9.00 | 15 |
| Feb 21 | XAVIER | | 3.0 | 2 | 2 | 2 | 0 | 4 | 0 | 0 | 2 | 0 | 0 | 0 | 0 | 7-6 | 0-0 | 0 | 6.75 | 34 |
| Feb 25 | ARKANSAS STAT | | 2.2 | 0 | 0 | 0 | 2 | 6 | 0 | 0 | 0 | 0 | 0 | 0 | 1 | 1-0 | 0-0 | 1 | 4.05 | 38 |
| Mar 06 | STETSON | | 1.0 | 2 | 1 | 1 | 0 | 3 | 1 | 0 | 0 | 0 | 0 | 0 | 0 | 7-1 | 0-0 | 1 | 4.70 | 21 |
| Mar 09 | STETSON | | 2.0 | 3 | 0 | 0 | 0 | 2 | 0 | 0 | 0 | 0 | 0 | 0 | 0 | 4-6 | 0-0 | 1 | 3.72 | 31 |
| Mar 14 | MISSISSIPPI STA | | 0.2 | 0 | 0 | 0 | 0 | 1 | 0 | 0 | 0 | 0 | 0 | 0 | 0 | 7-3 | 0-0 | 1 | 3.48 | 9 |
| Mar 17 | NORTHERN COL | | 1.0 | 0 | 0 | 0 | 1 | 2 | 0 | 0 | 0 | 0 | 0 | 0 | 0 | 13-2 | 0-0 | 1 | 3.18 | 19 |
| Totals | | 0 | 11.1 | 8 | 4 | 4 | 4 | 18 | 1 | 0 | 2 | 0 | 0 | 0 | 1 | 45-23 | 0-0 | 1 | 3.18 | - |

#11 Luke Cornelison - 1 game (All games)

| Date | Opponent | Pos | AB | R | H | RBI | 2B | 3B | HR | BB | SB | CS | HBP | SAC | SF | GDP | K | PO | A | E | Avg |
|---------------|--------------|-----|----|---|---|-----|----|----|----|----|----|----|-----|-----|----|-----|---|----|---|---|------|
| Feb 27 | UT ARLINGTON | 3b | 0 | 0 | 0 | 0 | 0 | 0 | 0 | 0 | 0 | 0 | 0 | 0 | 0 | 0 | 0 | 0 | 0 | 0 | .000 |
| Totals | | 0gs | 0 | 0 | 0 | 0 | 0 | 0 | 0 | 0 | 0 | 0 | 0 | 0 | 0 | 0 | 0 | 0 | 0 | 0 | .000 |

On base pct. .000 • Slugging pct. .000

#11 Luke Cornelison - 2 appearances (All games)

| Date | Opponent | GS | IP | H | R | ER | BB | SO | 2B | 3B | HR | WP | BK | HBP | IBB | Score | W-L | Sv | ERA | NP |
|---------------|---------------|----|-----|---|---|----|----|----|----|----|----|----|----|-----|-----|-------|-----|----|------|----|
| Feb 24 | ARKANSAS STAT | | 2.0 | 2 | 1 | 0 | 2 | 2 | 0 | 0 | 0 | 1 | 0 | 0 | 0 | 4-12 | 0-0 | 0 | 0.00 | 27 |
| Mar 18 | NORTHERN COL | | 2.0 | 1 | 0 | 0 | 0 | 1 | 0 | 0 | 0 | 0 | 0 | 0 | 0 | 9-4 | 0-0 | 0 | 0.00 | 32 |
| Totals | | 0 | 4.0 | 3 | 1 | 0 | 2 | 3 | 0 | 0 | 0 | 1 | 0 | 0 | 0 | 13-16 | 0-0 | 0 | 0.00 | - |

#40 James DeCremer - 2 games (All games)

| Date | Opponent | Pos | AB | R | H | RBI | 2B | 3B | HR | BB | SB | CS | HBP | SAC | SF | GDP | K | PO | A | E | Avg |
|---------------|---------------|-----|----|---|---|-----|----|----|----|----|----|----|-----|-----|----|-----|---|----|---|---|------|
| Feb 15 | vs Texas Tech | p | 0 | 0 | 0 | 0 | 0 | 0 | 0 | 0 | 0 | 0 | 0 | 0 | 0 | 0 | 0 | 0 | 2 | 0 | .000 |
| Mar 03 | ORAL ROBERTS | *p | 0 | 0 | 0 | 0 | 0 | 0 | 0 | 0 | 0 | 0 | 0 | 0 | 0 | 0 | 0 | 0 | 2 | 0 | .000 |
| Totals | | 1gs | 0 | 0 | 0 | 0 | 0 | 0 | 0 | 0 | 0 | 0 | 0 | 0 | 0 | 0 | 0 | 0 | 4 | 0 | .000 |

On base pct. .000 • Slugging pct. .000

#40 James DeCremer - 4 appearances (All games)

| Date | Opponent | GS | IP | H | R | ER | BB | SO | 2B | 3B | HR | WP | BK | HBP | IBB | Score | W-L | Sv | ERA | NP |
|---------------|---------------|----|-----|----|---|----|----|----|----|----|----|----|----|-----|-----|-------|-----|----|------|----|
| Feb 15 | vs Texas Tech | | 2.0 | 1 | 0 | 0 | 1 | 1 | 0 | 0 | 0 | 1 | 0 | 0 | 0 | 6-5 | 0-0 | 0 | 0.00 | 36 |
| Feb 25 | ARKANSAS STAT | * | 3.2 | 1 | 0 | 0 | 0 | 3 | 1 | 0 | 0 | 0 | 0 | 0 | 0 | 1-0 | 0-0 | 0 | 0.00 | 50 |
| Mar 03 | ORAL ROBERTS | * | 2.0 | 5 | 1 | 1 | 1 | 1 | 0 | 0 | 0 | 0 | 0 | 0 | 0 | 10-2 | 0-0 | 0 | 1.17 | 34 |
| Mar 09 | STETSON | * | 0.0 | 4 | 4 | 4 | 1 | 0 | 0 | 0 | 1 | 1 | 0 | 0 | 0 | 4-6 | 0-1 | 0 | 5.87 | 17 |
| Totals | | 3 | 7.2 | 11 | 5 | 5 | 3 | 5 | 1 | 0 | 1 | 2 | 0 | 0 | 0 | 21-13 | 0-1 | 0 | 5.87 | - |



INDIVIDUAL GAME-BY-GAME

#32 Hunter Dietz - 5 appearances (All games)

| Date | Opponent | GS | IP | H | R | ER | BB | SO | 2B | 3B | HR | WP | BK | HBP | IBB | Score | W-L | Sv | ERA | NP |
|--------|-----------------|----|------|----|----|----|----|----|----|----|----|----|----|-----|-----|-------|-----|----|-------|----|
| Feb 14 | vs TCU | * | 2.0 | 3 | 4 | 4 | 3 | 5 | 2 | 0 | 0 | 0 | 0 | 1 | 0 | 4-5 | 0-1 | 0 | 18.00 | 58 |
| Feb 21 | XAVIER | * | 4.0 | 5 | 4 | 2 | 1 | 9 | 0 | 0 | 0 | 0 | 0 | 1 | 0 | 7-6 | 0-1 | 0 | 9.00 | 84 |
| Feb 28 | UT ARLINGTON | * | 7.0 | 2 | 0 | 0 | 1 | 8 | 1 | 0 | 0 | 0 | 0 | 0 | 0 | 9-0 | 1-1 | 0 | 4.15 | 93 |
| Mar 07 | STETSON | * | 6.0 | 4 | 1 | 0 | 0 | 12 | 0 | 0 | 0 | 1 | 0 | 0 | 0 | 13-1 | 2-1 | 0 | 2.84 | 91 |
| Mar 14 | MISSISSIPPI STA | * | 4.2 | 4 | 5 | 5 | 3 | 8 | 1 | 0 | 1 | 1 | 0 | 0 | 0 | 2-7 | 2-2 | 0 | 4.18 | 95 |
| Totals | | 5 | 23.2 | 18 | 14 | 11 | 8 | 42 | 4 | 0 | 1 | 2 | 0 | 2 | 0 | 35-19 | 2-2 | 0 | 4.18 | - |

#48 Cooper Dossett - 5 appearances (All games)

| Date | Opponent | GS | IP | H | R | ER | BB | SO | 2B | 3B | HR | WP | BK | HBP | IBB | Score | W-L | Sv | ERA | NP |
|--------|-----------------|----|-----|---|---|----|----|----|----|----|----|----|----|-----|-----|-------|-----|----|-------|----|
| Feb 15 | vs Texas Tech | | 0.2 | 1 | 4 | 4 | 3 | 1 | 0 | 0 | 0 | 0 | 0 | 0 | 0 | 6-5 | 0-0 | 0 | 54.00 | 28 |
| Feb 24 | ARKANSAS STAT | | 1.0 | 3 | 3 | 3 | 0 | 1 | 1 | 0 | 1 | 0 | 0 | 0 | 0 | 4-12 | 0-0 | 0 | 37.80 | 19 |
| Mar 07 | STETSON | | 1.0 | 0 | 0 | 0 | 0 | 1 | 0 | 0 | 0 | 0 | 0 | 0 | 0 | 13-1 | 0-0 | 0 | 23.62 | 19 |
| Mar 14 | MISSISSIPPI STA | | 1.0 | 0 | 0 | 0 | 1 | 1 | 0 | 0 | 0 | 0 | 0 | 0 | 0 | 2-7 | 0-0 | 0 | 17.18 | 13 |
| Mar 18 | NORTHERN COL | | 1.0 | 0 | 0 | 0 | 0 | 0 | 0 | 0 | 0 | 0 | 0 | 0 | 0 | 9-4 | 0-0 | 0 | 13.50 | 10 |
| Totals | | 0 | 4.2 | 4 | 7 | 7 | 4 | 4 | 1 | 0 | 1 | 0 | 0 | 0 | 0 | 34-29 | 0-0 | 0 | 13.50 | - |

#13 Steele Eaves - 7 appearances (All games)

| Date | Opponent | GS | IP | H | R | ER | BB | SO | 2B | 3B | HR | WP | BK | HBP | IBB | Score | W-L | Sv | ERA | NP |
|--------|-----------------|----|------|---|---|----|----|----|----|----|----|----|----|-----|-----|-------|-----|----|------|----|
| Feb 15 | vs Texas Tech | | 2.1 | 1 | 0 | 0 | 1 | 3 | 0 | 0 | 0 | 0 | 0 | 1 | 0 | 6-5 | 1-0 | 0 | 0.00 | 33 |
| Feb 21 | XAVIER | | 2.0 | 2 | 0 | 0 | 0 | 1 | 0 | 0 | 0 | 0 | 0 | 0 | 0 | 7-6 | 2-0 | 0 | 0.00 | 21 |
| Feb 25 | ARKANSAS STAT | | 2.2 | 0 | 0 | 0 | 1 | 4 | 0 | 0 | 0 | 0 | 0 | 0 | 0 | 1-0 | 3-0 | 0 | 0.00 | 38 |
| Mar 01 | UT ARLINGTON | | 1.0 | 0 | 0 | 0 | 0 | 1 | 0 | 0 | 0 | 0 | 0 | 0 | 0 | 11-1 | 3-0 | 0 | 0.00 | 14 |
| Mar 09 | STETSON | | 4.0 | 3 | 0 | 0 | 0 | 1 | 0 | 0 | 0 | 0 | 0 | 0 | 0 | 4-6 | 3-0 | 0 | 0.00 | 37 |
| Mar 14 | MISSISSIPPI STA | | 2.0 | 0 | 0 | 0 | 0 | 2 | 0 | 0 | 0 | 0 | 0 | 1 | 0 | 7-3 | 3-0 | 0 | 0.00 | 25 |
| Mar 17 | NORTHERN COL | | 1.0 | 1 | 0 | 0 | 1 | 0 | 0 | 0 | 0 | 0 | 0 | 0 | 0 | 13-2 | 3-0 | 0 | 0.00 | 17 |
| Totals | | 0 | 15.0 | 7 | 0 | 0 | 3 | 12 | 0 | 0 | 0 | 0 | 0 | 2 | 0 | 49-23 | 3-0 | 0 | 0.00 | - |

#38 Colin Fisher - 3 games (All games)

| Date | Opponent | Pos | AB | R | H | RBI | 2B | 3B | HR | BB | SB | CS | HBP | SAC | SF | GDP | K | PO | A | E | Avg |
|--------|---------------|-----|----|---|---|-----|----|----|----|----|----|----|-----|-----|----|-----|---|----|---|---|------|
| Feb 15 | vs Texas Tech | *p | 0 | 0 | 0 | 0 | 0 | 0 | 0 | 0 | 0 | 0 | 0 | 0 | 0 | 0 | 0 | 0 | 1 | 0 | .000 |
| Feb 22 | XAVIER | *p | 0 | 0 | 0 | 0 | 0 | 0 | 0 | 0 | 0 | 0 | 0 | 0 | 0 | 0 | 0 | 0 | 1 | 0 | .000 |
| Mar 08 | STETSON | *p | 0 | 0 | 0 | 0 | 0 | 0 | 0 | 0 | 0 | 0 | 0 | 0 | 0 | 0 | 0 | 0 | 1 | 0 | .000 |
| Totals | | 3gs | 0 | 0 | 0 | 0 | 0 | 0 | 0 | 0 | 0 | 0 | 0 | 0 | 0 | 0 | 0 | 0 | 3 | 0 | .000 |

On base pct. .000 • Slugging pct. .000

#38 Colin Fisher - 5 appearances (All games)

| Date | Opponent | GS | IP | H | R | ER | BB | SO | 2B | 3B | HR | WP | BK | HBP | IBB | Score | W-L | Sv | ERA | NP |
|--------|-----------------|----|------|----|---|----|----|----|----|----|----|----|----|-----|-----|-------|-----|----|------|----|
| Feb 15 | vs Texas Tech | * | 5.0 | 1 | 0 | 0 | 2 | 8 | 0 | 0 | 0 | 0 | 0 | 0 | 0 | 6-5 | 0-0 | 0 | 0.00 | 82 |
| Feb 22 | XAVIER | * | 8.0 | 1 | 0 | 0 | 0 | 11 | 0 | 0 | 0 | 0 | 0 | 0 | 0 | 11-0 | 1-0 | 0 | 0.00 | 86 |
| Mar 01 | UT ARLINGTON | * | 6.0 | 5 | 1 | 0 | 1 | 7 | 1 | 0 | 0 | 0 | 0 | 1 | 0 | 11-1 | 2-0 | 0 | 0.00 | 85 |
| Mar 08 | STETSON | * | 4.0 | 6 | 4 | 3 | 0 | 4 | 1 | 0 | 2 | 0 | 0 | 0 | 0 | 1-4 | 2-1 | 0 | 1.17 | 69 |
| Mar 14 | MISSISSIPPI STA | * | 4.2 | 4 | 3 | 3 | 2 | 6 | 0 | 0 | 0 | 0 | 0 | 0 | 0 | 7-3 | 2-1 | 0 | 1.95 | 85 |
| Totals | | 5 | 27.2 | 17 | 8 | 6 | 5 | 36 | 2 | 0 | 2 | 0 | 0 | 1 | 0 | 36-13 | 2-1 | 0 | 1.95 | - |

#20 Gabe Gaeckle - 4 games (All games)

| Date | Opponent | Pos | AB | R | H | RBI | 2B | 3B | HR | BB | SB | CS | HBP | SAC | SF | GDP | K | PO | A | E | Avg | |
|--------|-------------------|-----|----|---|---|-----|----|----|----|----|----|----|-----|-----|----|-----|---|----|---|---|------|------|
| Feb 13 | vs Oklahoma State | *p | 0 | 0 | 0 | 0 | 0 | 0 | 0 | 0 | 0 | 0 | 0 | 0 | 0 | 0 | 0 | 0 | 1 | 0 | .000 | |
| Feb 20 | XAVIER | *p | 0 | 0 | 0 | 0 | 0 | 0 | 0 | 0 | 0 | 0 | 0 | 0 | 0 | 0 | 0 | 0 | 1 | 0 | .000 | |
| Feb 27 | UT ARLINGTON | *p | 0 | 0 | 0 | 0 | 0 | 0 | 0 | 0 | 0 | 0 | 0 | 0 | 0 | 0 | 0 | 0 | 1 | 0 | .000 | |
| Mar 13 | MISSISSIPPI STA | *p | 0 | 0 | 0 | 0 | 0 | 0 | 0 | 0 | 0 | 0 | 0 | 0 | 0 | 0 | 0 | 0 | 1 | 0 | .000 | |
| Totals | | 4gs | 0 | 0 | 0 | 0 | 0 | 0 | 0 | 0 | 0 | 0 | 0 | 0 | 0 | 0 | 0 | 0 | 2 | 2 | 0 | .000 |

On base pct. .000 • Slugging pct. .000



#20 Gabe Gaeckle - 5 appearances (All games)

| Date | Opponent | GS | IP | H | R | ER | BB | SO | 2B | 3B | HR | WP | BK | HBP | IBB | Score | W-L | Sv | ERA | NP |
|--------|-------------------|----|-----|------|----|----|----|----|----|----|----|----|----|-----|-----|-------|-----|----|------|----|
| Feb 13 | vs Oklahoma State | * | 4.1 | 4 | 2 | 1 | 1 | 9 | 0 | 0 | 1 | 0 | 0 | 0 | 0 | 12-2 | 0-0 | 0 | 2.08 | 75 |
| Feb 20 | XAVIER | * | 5.0 | 4 | 1 | 1 | 2 | 7 | 2 | 0 | 1 | 0 | 0 | 0 | 0 | 5-2 | 1-0 | 0 | 1.93 | 77 |
| Feb 27 | UT ARLINGTON | * | 5.1 | 8 | 4 | 4 | 2 | 5 | 2 | 0 | 1 | 0 | 0 | 1 | 0 | 3-4 | 1-1 | 0 | 3.68 | 88 |
| Mar 06 | STETSON | * | 6.0 | 5 | 0 | 0 | 1 | 6 | 0 | 0 | 0 | 0 | 0 | 0 | 0 | 7-1 | 2-1 | 0 | 2.61 | 99 |
| Mar 13 | MISSISSIPPI STA | * | 5.2 | 8 | 2 | 2 | 3 | 4 | 1 | 0 | 0 | 0 | 0 | 0 | 0 | 5-4 | 2-1 | 0 | 2.73 | 90 |
| Totals | | | 5 | 26.1 | 29 | 9 | 8 | 9 | 31 | 5 | 0 | 3 | 0 | 0 | 1 | 32-13 | 2-1 | 0 | 2.73 | - |

#29 Cole Gibler - 1 game (All games)

| Date | Opponent | Pos | AB | R | H | RBI | 2B | 3B | HR | BB | SB | CS | HBP | SAC | SF | GDP | K | PO | A | E | Avg |
|--------|--------------|-----|----|---|---|-----|----|----|----|----|----|----|-----|-----|----|-----|---|----|---|---|------|
| Feb 27 | UT ARLINGTON | p | 0 | 0 | 0 | 0 | 0 | 0 | 0 | 0 | 0 | 0 | 0 | 0 | 0 | 0 | 0 | 0 | 1 | 0 | .000 |
| Totals | | Ogs | 0 | 0 | 0 | 0 | 0 | 0 | 0 | 0 | 0 | 0 | 0 | 0 | 0 | 0 | 0 | 0 | 1 | 0 | .000 |

On base pct. .000 • Slugging pct. .000

#29 Cole Gibler - 5 appearances (All games)

| Date | Opponent | GS | IP | H | R | ER | BB | SO | 2B | 3B | HR | WP | BK | HBP | IBB | Score | W-L | Sv | ERA | NP |
|--------|-------------------|----|-----|------|---|----|----|----|----|----|----|----|----|-----|-----|-------|-----|----|------|----|
| Feb 13 | vs Oklahoma State | | 3.2 | 0 | 0 | 0 | 1 | 6 | 0 | 0 | 0 | 0 | 0 | 0 | 0 | 12-2 | 1-0 | 0 | 0.00 | 53 |
| Feb 20 | XAVIER | | 4.0 | 5 | 1 | 1 | 0 | 2 | 1 | 0 | 1 | 0 | 0 | 1 | 0 | 5-2 | 1-0 | 1 | 1.17 | 51 |
| Feb 27 | UT ARLINGTON | | 3.2 | 1 | 0 | 0 | 0 | 5 | 0 | 0 | 0 | 0 | 0 | 0 | 0 | 3-4 | 1-0 | 1 | 0.79 | 39 |
| Mar 08 | STETSON | | 3.0 | 0 | 0 | 0 | 2 | 2 | 0 | 0 | 0 | 0 | 0 | 0 | 0 | 1-4 | 1-0 | 1 | 0.63 | 45 |
| Mar 13 | MISSISSIPPI STA | | 3.1 | 3 | 2 | 2 | 2 | 3 | 0 | 0 | 1 | 0 | 0 | 1 | 0 | 5-4 | 2-0 | 1 | 1.53 | 53 |
| Totals | | | 0 | 17.2 | 9 | 3 | 3 | 5 | 1 | 0 | 2 | 0 | 0 | 2 | 0 | 26-16 | 2-0 | 1 | 1.53 | - |

#27 Ryder Helfrick - 21 games (All games)

| Date | Opponent | Pos | AB | R | H | RBI | 2B | 3B | HR | BB | SB | CS | HBP | SAC | SF | GDP | K | PO | A | E | Avg | |
|--------|-------------------|-----|------|----|----|-----|----|----|----|----|----|----|-----|-----|----|-----|---|----|-----|----|------|------|
| Feb 13 | vs Oklahoma State | *c | 4 | 4 | 2 | 3 | 0 | 0 | 2 | 1 | 1 | 0 | 0 | 0 | 0 | 0 | 2 | 14 | 1 | 1 | .500 | |
| Feb 14 | vs TCU | *c | 4 | 0 | 1 | 0 | 0 | 0 | 0 | 1 | 1 | 0 | 0 | 0 | 0 | 0 | 1 | 10 | 0 | 0 | .375 | |
| Feb 15 | vs Texas Tech | *c | 6 | 0 | 2 | 0 | 0 | 0 | 0 | 0 | 0 | 0 | 0 | 0 | 0 | 0 | 2 | 12 | 1 | 0 | .357 | |
| Feb 16 | vs Tarleton State | *c | 3 | 1 | 0 | 0 | 0 | 0 | 0 | 1 | 0 | 0 | 0 | 0 | 0 | 0 | 0 | 13 | 0 | 0 | .294 | |
| Feb 20 | XAVIER | *c | 3 | 1 | 0 | 0 | 0 | 0 | 0 | 1 | 0 | 1 | 0 | 0 | 0 | 0 | 1 | 10 | 1 | 0 | .250 | |
| Feb 21 | XAVIER | *c | 5 | 2 | 2 | 1 | 0 | 0 | 1 | 0 | 0 | 0 | 0 | 0 | 0 | 0 | 1 | 14 | 0 | 0 | .280 | |
| Feb 22 | XAVIER | *c | 4 | 1 | 2 | 3 | 1 | 0 | 1 | 0 | 0 | 0 | 0 | 0 | 0 | 0 | 0 | 10 | 1 | 0 | .310 | |
| Feb 24 | ARKANSAS STAT | *c | 3 | 0 | 1 | 0 | 0 | 0 | 0 | 1 | 0 | 0 | 0 | 0 | 0 | 1 | 1 | 10 | 0 | 0 | .312 | |
| Feb 25 | ARKANSAS STAT | *c | 2 | 1 | 0 | 0 | 0 | 0 | 0 | 2 | 0 | 0 | 0 | 0 | 0 | 0 | 0 | 13 | 0 | 0 | .294 | |
| Feb 27 | UT ARLINGTON | *c | 2 | 1 | 0 | 0 | 0 | 0 | 0 | 2 | 0 | 0 | 0 | 0 | 0 | 0 | 0 | 11 | 0 | 0 | .278 | |
| Feb 28 | UT ARLINGTON | *c | 4 | 1 | 1 | 0 | 0 | 0 | 0 | 1 | 0 | 0 | 0 | 0 | 0 | 0 | 0 | 9 | 2 | 0 | .275 | |
| Mar 01 | UT ARLINGTON | *c | 3 | 2 | 3 | 2 | 0 | 0 | 1 | 1 | 1 | 0 | 0 | 0 | 0 | 0 | 0 | 8 | 0 | 0 | .326 | |
| Mar 03 | ORAL ROBERTS | *c | 2 | 1 | 2 | 0 | 0 | 0 | 0 | 2 | 0 | 0 | 0 | 0 | 0 | 0 | 0 | 7 | 0 | 0 | .356 | |
| Mar 06 | STETSON | *c | 4 | 1 | 2 | 1 | 0 | 0 | 0 | 1 | 0 | 0 | 0 | 0 | 0 | 0 | 1 | 11 | 0 | 1 | .367 | |
| Mar 07 | STETSON | *c | 2 | 1 | 0 | 1 | 0 | 0 | 0 | 2 | 1 | 0 | 0 | 0 | 1 | 0 | 0 | 12 | 0 | 0 | .353 | |
| Mar 08 | STETSON | *c | 2 | 0 | 0 | 0 | 0 | 0 | 0 | 2 | 0 | 0 | 0 | 0 | 0 | 0 | 0 | 8 | 2 | 0 | .340 | |
| Mar 09 | STETSON | *c | 5 | 1 | 1 | 0 | 0 | 0 | 0 | 0 | 0 | 0 | 0 | 0 | 0 | 0 | 3 | 5 | 0 | 0 | .328 | |
| Mar 13 | MISSISSIPPI STA | *c | 3 | 0 | 0 | 0 | 0 | 0 | 0 | 1 | 0 | 0 | 0 | 0 | 0 | 0 | 2 | 7 | 3 | 0 | .311 | |
| Mar 14 | MISSISSIPPI STA | *c | 4 | 0 | 2 | 1 | 2 | 0 | 0 | 0 | 0 | 0 | 0 | 0 | 0 | 0 | 0 | 12 | 1 | 0 | .323 | |
| Mar 14 | MISSISSIPPI STA | *c | 3 | 0 | 1 | 2 | 0 | 0 | 0 | 2 | 0 | 0 | 0 | 0 | 0 | 0 | 1 | 11 | 0 | 0 | .324 | |
| Mar 17 | NORTHERN COL | *c | 3 | 0 | 2 | 2 | 1 | 0 | 0 | 3 | 1 | 0 | 0 | 0 | 0 | 0 | 0 | 12 | 0 | 1 | .338 | |
| Totals | | | 21gs | 71 | 18 | 24 | 16 | 4 | 0 | 5 | 24 | 5 | 1 | 0 | 0 | 1 | 1 | 15 | 219 | 12 | 3 | .338 |

On base pct. .500 • Slugging pct. .606

#15 Jackson Kircher - 2 games (All games)

| Date | Opponent | Pos | AB | R | H | RBI | 2B | 3B | HR | BB | SB | CS | HBP | SAC | SF | GDP | K | PO | A | E | Avg |
|--------|--------------|-----|----|---|---|-----|----|----|----|----|----|----|-----|-----|----|-----|---|----|---|---|------|
| Mar 03 | ORAL ROBERTS | p | 0 | 0 | 0 | 0 | 0 | 0 | 0 | 0 | 0 | 0 | 0 | 0 | 0 | 0 | 0 | 0 | 1 | 0 | .000 |
| Mar 17 | NORTHERN COL | p | 0 | 0 | 0 | 0 | 0 | 0 | 0 | 0 | 0 | 0 | 0 | 0 | 0 | 0 | 0 | 1 | 0 | 0 | .000 |
| Totals | | Ogs | 0 | 0 | 0 | 0 | 0 | 0 | 0 | 0 | 0 | 0 | 0 | 0 | 0 | 0 | 0 | 1 | 1 | 0 | .000 |

On base pct. .000 • Slugging pct. .000



INDIVIDUAL GAME-BY-GAME

#15 Jackson Kircher - 5 appearances (All games)

| Date | Opponent | GS | IP | H | R | ER | BB | SO | 2B | 3B | HR | WP | BK | HBP | IBB | Score | W-L | Sv | ERA | NP |
|--------|-----------------|----|-----|---|---|----|----|----|----|----|----|----|----|-----|-----|-------|-----|----|------|----|
| Feb 14 | vs TCU | | 1.0 | 1 | 1 | 1 | 1 | 1 | 0 | 0 | 0 | 0 | 0 | 0 | 1 | 4-5 | 0-0 | 0 | 9.00 | 29 |
| Mar 03 | ORAL ROBERTS | | 1.0 | 0 | 0 | 0 | 0 | 1 | 0 | 0 | 0 | 0 | 0 | 0 | 0 | 10-2 | 0-0 | 0 | 4.50 | 8 |
| Mar 06 | STETSON | | 1.0 | 1 | 0 | 0 | 1 | 2 | 0 | 0 | 0 | 0 | 0 | 0 | 0 | 7-1 | 0-0 | 0 | 3.00 | 23 |
| Mar 14 | MISSISSIPPI STA | | 0.0 | 1 | 0 | 0 | 0 | 0 | 0 | 0 | 0 | 0 | 0 | 0 | 0 | 7-3 | 0-0 | 0 | 3.00 | 5 |
| Mar 17 | NORTHERN COL | | 3.0 | 0 | 0 | 0 | 1 | 6 | 0 | 0 | 0 | 0 | 0 | 0 | 0 | 13-2 | 1-0 | 0 | 1.50 | 44 |
| Totals | | 0 | 6.0 | 3 | 1 | 1 | 3 | 10 | 0 | 0 | 0 | 0 | 0 | 0 | 1 | 41-13 | 1-0 | 0 | 1.50 | - |

#55 Brendan Kleiman - 2 games (All games)

| Date | Opponent | Pos | AB | R | H | RBI | 2B | 3B | HR | BB | SB | CS | HBP | SAC | SF | GDP | K | PO | A | E | Avg |
|--------|-------------------|-----|----|---|---|-----|----|----|----|----|----|----|-----|-----|----|-----|---|----|---|---|------|
| Feb 16 | vs Tarleton State | ph | 1 | 0 | 0 | 0 | 0 | 0 | 0 | 0 | 0 | 0 | 0 | 0 | 0 | 0 | 1 | 0 | 0 | 0 | .000 |
| Mar 07 | STETSON | c | 0 | 0 | 0 | 0 | 0 | 0 | 0 | 0 | 0 | 0 | 0 | 0 | 0 | 0 | 0 | 1 | 0 | 0 | .000 |
| Totals | | Ogs | 1 | 0 | 0 | 0 | 0 | 0 | 0 | 0 | 0 | 0 | 0 | 0 | 0 | 0 | 1 | 1 | 0 | 0 | .000 |

On base pct. .000 • Slugging pct. .000

#8 Camden Kozeal - 21 games (All games)

| Date | Opponent | Pos | AB | R | H | RBI | 2B | 3B | HR | BB | SB | CS | HBP | SAC | SF | GDP | K | PO | A | E | Avg |
|--------|-------------------|------|----|----|----|-----|----|----|----|----|----|----|-----|-----|----|-----|----|----|----|---|------|
| Feb 13 | vs Oklahoma State | *2b | 3 | 2 | 1 | 2 | 0 | 0 | 1 | 2 | 0 | 0 | 0 | 0 | 0 | 0 | 1 | 2 | 3 | 0 | .333 |
| Feb 14 | vs TCU | *2b | 2 | 1 | 0 | 0 | 0 | 0 | 0 | 3 | 0 | 0 | 0 | 0 | 0 | 0 | 2 | 2 | 0 | 0 | .200 |
| Feb 15 | vs Texas Tech | *2b | 4 | 2 | 1 | 1 | 0 | 0 | 1 | 1 | 0 | 0 | 0 | 0 | 0 | 0 | 2 | 2 | 1 | 0 | .222 |
| Feb 16 | vs Tarleton State | *2b | 4 | 1 | 1 | 0 | 0 | 0 | 0 | 0 | 0 | 0 | 0 | 0 | 0 | 0 | 1 | 2 | 2 | 0 | .231 |
| Feb 20 | XAVIER | *2b | 4 | 1 | 1 | 3 | 0 | 0 | 1 | 0 | 0 | 0 | 0 | 0 | 0 | 0 | 1 | 1 | 6 | 1 | .235 |
| Feb 21 | XAVIER | *2b | 5 | 3 | 4 | 2 | 1 | 1 | 1 | 0 | 0 | 0 | 0 | 0 | 0 | 0 | 0 | 1 | 3 | 1 | .364 |
| Feb 22 | XAVIER | *2b | 4 | 2 | 2 | 2 | 0 | 0 | 0 | 1 | 0 | 0 | 0 | 0 | 0 | 0 | 0 | 1 | 2 | 0 | .385 |
| Feb 24 | ARKANSAS STAT | *2b | 3 | 0 | 0 | 0 | 0 | 0 | 0 | 1 | 0 | 0 | 0 | 0 | 0 | 0 | 1 | 1 | 3 | 0 | .345 |
| Feb 27 | UT ARLINGTON | *dh | 4 | 1 | 2 | 0 | 0 | 0 | 0 | 0 | 0 | 0 | 0 | 0 | 0 | 0 | 1 | 0 | 0 | 0 | .364 |
| Feb 28 | UT ARLINGTON | *2b | 5 | 1 | 2 | 3 | 0 | 0 | 1 | 0 | 0 | 0 | 0 | 0 | 0 | 0 | 1 | 1 | 1 | 0 | .368 |
| Mar 01 | UT ARLINGTON | *2b | 4 | 2 | 2 | 3 | 1 | 0 | 1 | 1 | 0 | 0 | 0 | 0 | 0 | 0 | 0 | 3 | 4 | 0 | .381 |
| Mar 03 | ORAL ROBERTS | *2b | 4 | 0 | 1 | 1 | 0 | 0 | 0 | 0 | 0 | 0 | 0 | 0 | 1 | 0 | 1 | 0 | 1 | 0 | .370 |
| Mar 06 | STETSON | *2b | 5 | 1 | 2 | 2 | 1 | 0 | 0 | 0 | 0 | 0 | 0 | 0 | 0 | 0 | 0 | 0 | 2 | 0 | .373 |
| Mar 07 | STETSON | *2b | 4 | 2 | 3 | 2 | 1 | 0 | 0 | 1 | 0 | 0 | 0 | 0 | 0 | 0 | 1 | 0 | 0 | 0 | .400 |
| Mar 08 | STETSON | *2b | 4 | 0 | 1 | 1 | 1 | 0 | 0 | 0 | 0 | 0 | 0 | 0 | 0 | 0 | 0 | 1 | 3 | 0 | .390 |
| Mar 09 | STETSON | *2b | 5 | 0 | 0 | 0 | 0 | 0 | 0 | 0 | 0 | 0 | 0 | 0 | 0 | 0 | 1 | 3 | 7 | 0 | .359 |
| Mar 13 | MISSISSIPPI STA | *ss | 4 | 0 | 1 | 1 | 0 | 0 | 0 | 0 | 0 | 0 | 0 | 0 | 0 | 0 | 1 | 3 | 1 | 0 | .353 |
| Mar 14 | MISSISSIPPI STA | *ss | 3 | 0 | 0 | 0 | 0 | 0 | 0 | 1 | 0 | 0 | 0 | 0 | 0 | 0 | 1 | 2 | 3 | 0 | .338 |
| Mar 14 | MISSISSIPPI STA | *ss | 4 | 0 | 0 | 0 | 0 | 0 | 0 | 1 | 0 | 0 | 0 | 0 | 0 | 0 | 2 | 0 | 4 | 0 | .320 |
| Mar 17 | NORTHERN COL | *ss | 3 | 3 | 2 | 4 | 2 | 0 | 0 | 2 | 0 | 0 | 1 | 0 | 0 | 0 | 0 | 1 | 1 | 0 | .333 |
| Mar 18 | NORTHERN COL | *2b | 3 | 3 | 2 | 0 | 0 | 0 | 0 | 1 | 1 | 0 | 0 | 0 | 0 | 0 | 0 | 2 | 3 | 0 | .346 |
| Totals | | 21gs | 81 | 25 | 28 | 27 | 7 | 1 | 6 | 15 | 1 | 0 | 1 | 0 | 1 | 0 | 17 | 28 | 50 | 2 | .346 |

On base pct. .449 • Slugging pct. .679

#22 Peyton Lee - 1 game (All games)

| Date | Opponent | Pos | AB | R | H | RBI | 2B | 3B | HR | BB | SB | CS | HBP | SAC | SF | GDP | K | PO | A | E | Avg |
|--------|---------------|-----|----|---|---|-----|----|----|----|----|----|----|-----|-----|----|-----|---|----|---|---|------|
| Feb 24 | ARKANSAS STAT | *p | 0 | 0 | 0 | 0 | 0 | 0 | 0 | 0 | 0 | 0 | 0 | 0 | 0 | 0 | 0 | 0 | 1 | 0 | .000 |
| Totals | | 1gs | 0 | 0 | 0 | 0 | 0 | 0 | 0 | 0 | 0 | 0 | 0 | 0 | 0 | 0 | 0 | 0 | 1 | 0 | .000 |

On base pct. .000 • Slugging pct. .000

#22 Peyton Lee - 3 appearances (All games)

| Date | Opponent | GS | IP | H | R | ER | BB | SO | 2B | 3B | HR | WP | BK | HBP | IBB | Score | W-L | Sv | ERA | NP |
|--------|-------------------|----|------|----|---|----|----|----|----|----|----|----|----|-----|-----|-------|-----|----|------|----|
| Feb 16 | vs Tarleton State | * | 4.1 | 4 | 1 | 1 | 1 | 5 | 1 | 1 | 0 | 1 | 0 | 2 | 0 | 3-1 | 0-0 | 0 | 2.08 | 73 |
| Feb 24 | ARKANSAS STAT | * | 2.0 | 6 | 6 | 6 | 0 | 2 | 0 | 0 | 2 | 0 | 0 | 1 | 0 | 4-12 | 0-1 | 0 | 9.95 | 38 |
| Mar 18 | NORTHERN COL | * | 5.0 | 1 | 0 | 0 | 3 | 6 | 0 | 0 | 0 | 0 | 0 | 0 | 0 | 9-4 | 1-1 | 0 | 5.56 | 75 |
| Totals | | 3 | 11.1 | 11 | 7 | 7 | 4 | 13 | 1 | 1 | 2 | 1 | 0 | 3 | 0 | 16-17 | 1-1 | 0 | 5.56 | - |



#34 Joey Lorenzini - 2 appearances (All games)

| Date | Opponent | GS | IP | H | R | ER | BB | SO | 2B | 3B | HR | WP | BK | HBP | IBB | Score | W-L | Sv | ERA | NP |
|--------|--------------|----|-----|---|---|----|----|----|----|----|----|----|----|-----|-----|-------|-----|----|-------|----|
| Mar 03 | ORAL ROBERTS | | 1.0 | 2 | 1 | 1 | 1 | 0 | 0 | 0 | 1 | 0 | 0 | 0 | 0 | 10-2 | 0-0 | 0 | 9.00 | 22 |
| Mar 18 | NORTHERN COL | | 0.0 | 3 | 4 | 4 | 0 | 0 | 0 | 0 | 1 | 0 | 1 | 1 | 0 | 9-4 | 0-0 | 0 | 45.00 | 13 |
| Totals | | 0 | 1.0 | 5 | 5 | 5 | 1 | 0 | 0 | 0 | 2 | 0 | 1 | 1 | 0 | 19-6 | 0-0 | 0 | 45.00 | - |

#28 Jordan Martin - 1 game (All games)

| Date | Opponent | Pos | AB | R | H | RBI | 2B | 3B | HR | BB | SB | CS | HBP | SAC | SF | GDP | K | PO | A | E | Avg |
|--------|--------------|-----|----|---|---|-----|----|----|----|----|----|----|-----|-----|----|-----|---|----|---|---|------|
| Mar 03 | ORAL ROBERTS | p | 0 | 0 | 0 | 0 | 0 | 0 | 0 | 0 | 0 | 0 | 0 | 0 | 0 | 0 | 0 | 0 | 1 | 0 | .000 |
| Totals | | Ogs | 0 | 0 | 0 | 0 | 0 | 0 | 0 | 0 | 0 | 0 | 0 | 0 | 0 | 0 | 0 | 0 | 1 | 0 | .000 |

On base pct. .000 • Slugging pct. .000

#28 Jordan Martin - 2 appearances (All games)

| Date | Opponent | GS | IP | H | R | ER | BB | SO | 2B | 3B | HR | WP | BK | HBP | IBB | Score | W-L | Sv | ERA | NP |
|--------|--------------|----|-----|---|---|----|----|----|----|----|----|----|----|-----|-----|-------|-----|----|------|----|
| Mar 03 | ORAL ROBERTS | | 1.0 | 2 | 0 | 0 | 0 | 1 | 0 | 0 | 0 | 0 | 0 | 0 | 0 | 10-2 | 0-0 | 0 | 0.00 | 16 |
| Mar 17 | NORTHERN COL | | 1.0 | 1 | 0 | 0 | 1 | 2 | 0 | 0 | 0 | 0 | 0 | 0 | 0 | 13-2 | 0-0 | 0 | 0.00 | 22 |
| Totals | | 0 | 2.0 | 3 | 0 | 0 | 1 | 3 | 0 | 0 | 0 | 0 | 0 | 0 | 0 | 23-4 | 0-0 | 0 | 0.00 | - |

#33 Ethan McElvain - 1 game (All games)

| Date | Opponent | Pos | AB | R | H | RBI | 2B | 3B | HR | BB | SB | CS | HBP | SAC | SF | GDP | K | PO | A | E | Avg |
|--------|-------------------|-----|----|---|---|-----|----|----|----|----|----|----|-----|-----|----|-----|---|----|---|---|------|
| Feb 16 | vs Tarleton State | p | 0 | 0 | 0 | 0 | 0 | 0 | 0 | 0 | 0 | 0 | 0 | 0 | 0 | 0 | 0 | 0 | 0 | 1 | .000 |
| Totals | | Ogs | 0 | 0 | 0 | 0 | 0 | 0 | 0 | 0 | 0 | 0 | 0 | 0 | 0 | 0 | 0 | 0 | 0 | 1 | .000 |

On base pct. .000 • Slugging pct. .000

#33 Ethan McElvain - 5 appearances (All games)

| Date | Opponent | GS | IP | H | R | ER | BB | SO | 2B | 3B | HR | WP | BK | HBP | IBB | Score | W-L | Sv | ERA | NP |
|--------|-------------------|----|-----|---|---|----|----|----|----|----|----|----|----|-----|-----|-------|-----|----|------|----|
| Feb 16 | vs Tarleton State | | 2.2 | 1 | 0 | 0 | 0 | 5 | 0 | 0 | 0 | 0 | 0 | 0 | 0 | 3-1 | 1-0 | 0 | 0.00 | 41 |
| Feb 24 | ARKANSAS STAT | | 2.0 | 0 | 0 | 0 | 1 | 2 | 0 | 0 | 0 | 0 | 0 | 0 | 0 | 4-12 | 1-0 | 0 | 0.00 | 39 |
| Mar 03 | ORAL ROBERTS | | 1.0 | 0 | 0 | 0 | 0 | 3 | 0 | 0 | 0 | 0 | 0 | 0 | 0 | 10-2 | 2-0 | 0 | 0.00 | 15 |
| Mar 08 | STETSON | | 2.0 | 1 | 0 | 0 | 1 | 3 | 0 | 0 | 0 | 0 | 0 | 0 | 0 | 1-4 | 2-0 | 0 | 0.00 | 28 |
| Mar 14 | MISSISSIPPI STA | | 1.2 | 1 | 0 | 0 | 1 | 2 | 0 | 0 | 0 | 0 | 0 | 0 | 0 | 7-3 | 3-0 | 0 | 0.00 | 32 |
| Totals | | 0 | 9.1 | 3 | 0 | 0 | 3 | 15 | 0 | 0 | 0 | 0 | 0 | 0 | 0 | 25-22 | 3-0 | 0 | 0.00 | - |

#26 Tate McGuire - 1 game (All games)

| Date | Opponent | Pos | AB | R | H | RBI | 2B | 3B | HR | BB | SB | CS | HBP | SAC | SF | GDP | K | PO | A | E | Avg |
|--------|----------|-----|----|---|---|-----|----|----|----|----|----|----|-----|-----|----|-----|---|----|---|---|------|
| Feb 14 | vs TCU | p | 0 | 0 | 0 | 0 | 0 | 0 | 0 | 0 | 0 | 0 | 0 | 0 | 0 | 0 | 0 | 0 | 1 | 0 | .000 |
| Totals | | Ogs | 0 | 0 | 0 | 0 | 0 | 0 | 0 | 0 | 0 | 0 | 0 | 0 | 0 | 0 | 0 | 0 | 1 | 0 | .000 |

On base pct. .000 • Slugging pct. .000

#26 Tate McGuire - 6 appearances (All games)

| Date | Opponent | GS | IP | H | R | ER | BB | SO | 2B | 3B | HR | WP | BK | HBP | IBB | Score | W-L | Sv | ERA | NP |
|--------|-----------------|----|------|---|---|----|----|----|----|----|----|----|----|-----|-----|-------|-----|----|------|----|
| Feb 14 | vs TCU | | 5.0 | 0 | 0 | 0 | 0 | 4 | 0 | 0 | 0 | 0 | 0 | 0 | 0 | 4-5 | 0-0 | 0 | 0.00 | 60 |
| Feb 24 | ARKANSAS STAT | | 2.0 | 3 | 2 | 2 | 0 | 3 | 0 | 0 | 2 | 0 | 0 | 0 | 0 | 4-12 | 0-0 | 0 | 2.57 | 36 |
| Mar 03 | ORAL ROBERTS | | 2.0 | 0 | 0 | 0 | 0 | 2 | 0 | 0 | 0 | 0 | 0 | 0 | 0 | 10-2 | 0-0 | 0 | 2.00 | 26 |
| Mar 09 | STETSON | | 3.0 | 1 | 2 | 2 | 0 | 2 | 0 | 0 | 0 | 0 | 0 | 1 | 0 | 4-6 | 0-0 | 0 | 3.00 | 42 |
| Mar 14 | MISSISSIPPI STA | | 3.1 | 4 | 2 | 2 | 2 | 2 | 0 | 0 | 0 | 0 | 0 | 0 | 0 | 2-7 | 0-0 | 0 | 3.52 | 54 |
| Mar 18 | NORTHERN COL | | 1.0 | 0 | 0 | 0 | 1 | 0 | 0 | 0 | 0 | 0 | 0 | 0 | 0 | 9-4 | 0-0 | 0 | 3.31 | 10 |
| Totals | | 0 | 16.1 | 8 | 6 | 6 | 3 | 13 | 0 | 0 | 2 | 0 | 0 | 1 | 0 | 33-36 | 0-0 | 0 | 3.31 | - |



INDIVIDUAL GAME-BY-GAME

#4 Maika Niu - 21 games (All games)

| Date | Opponent | Pos | AB | R | H | RBI | 2B | 3B | HR | BB | SB | CS | HBP | SAC | SF | GDP | K | PO | A | E | Avg |
|--------|-------------------|------|----|----|----|-----|----|----|----|----|----|----|-----|-----|----|-----|----|----|---|---|------|
| Feb 13 | vs Oklahoma State | *of | 5 | 1 | 2 | 4 | 0 | 0 | 1 | 0 | 0 | 0 | 0 | 0 | 0 | 0 | 3 | 0 | 0 | 0 | .400 |
| Feb 14 | vs TCU | *of | 4 | 1 | 0 | 1 | 0 | 0 | 0 | 1 | 0 | 0 | 0 | 0 | 0 | 0 | 3 | 2 | 0 | 0 | .222 |
| Feb 15 | vs Texas Tech | *of | 5 | 0 | 0 | 2 | 0 | 0 | 0 | 0 | 0 | 0 | 0 | 0 | 1 | 0 | 0 | 3 | 0 | 0 | .143 |
| Feb 16 | vs Tarleton State | *of | 4 | 0 | 2 | 1 | 0 | 0 | 0 | 0 | 0 | 0 | 0 | 0 | 0 | 0 | 0 | 1 | 0 | 0 | .222 |
| Feb 20 | XAVIER | *of | 3 | 0 | 0 | 0 | 0 | 0 | 0 | 0 | 0 | 0 | 0 | 0 | 0 | 1 | 2 | 2 | 0 | 0 | .190 |
| Feb 21 | XAVIER | *of | 3 | 1 | 0 | 0 | 0 | 0 | 0 | 1 | 1 | 0 | 0 | 0 | 0 | 0 | 1 | 2 | 0 | 0 | .167 |
| Feb 22 | XAVIER | *of | 4 | 1 | 1 | 0 | 1 | 0 | 0 | 0 | 0 | 0 | 0 | 0 | 0 | 0 | 1 | 0 | 0 | 0 | .179 |
| Feb 24 | ARKANSAS STAT | *of | 4 | 1 | 2 | 2 | 0 | 0 | 1 | 0 | 0 | 0 | 0 | 0 | 0 | 0 | 2 | 2 | 0 | 0 | .219 |
| Feb 25 | ARKANSAS STAT | *of | 4 | 0 | 2 | 0 | 0 | 0 | 0 | 0 | 0 | 0 | 0 | 0 | 0 | 0 | 1 | 2 | 0 | 0 | .250 |
| Feb 27 | UT ARLINGTON | *of | 4 | 0 | 0 | 0 | 0 | 0 | 0 | 0 | 0 | 0 | 0 | 0 | 0 | 0 | 1 | 4 | 0 | 0 | .225 |
| Feb 28 | UT ARLINGTON | *of | 4 | 2 | 2 | 3 | 0 | 0 | 1 | 0 | 0 | 0 | 0 | 0 | 0 | 0 | 0 | 3 | 0 | 0 | .250 |
| Mar 01 | UT ARLINGTON | *of | 3 | 1 | 1 | 1 | 0 | 0 | 0 | 1 | 1 | 0 | 0 | 0 | 0 | 0 | 1 | 2 | 0 | 0 | .255 |
| Mar 03 | ORAL ROBERTS | *of | 5 | 1 | 2 | 0 | 0 | 0 | 0 | 0 | 0 | 0 | 0 | 0 | 0 | 0 | 1 | 3 | 0 | 0 | .269 |
| Mar 06 | STETSON | *of | 3 | 2 | 1 | 1 | 1 | 0 | 0 | 1 | 0 | 0 | 0 | 0 | 0 | 0 | 1 | 3 | 0 | 0 | .273 |
| Mar 07 | STETSON | *of | 3 | 2 | 3 | 3 | 1 | 0 | 0 | 0 | 2 | 0 | 0 | 0 | 0 | 0 | 0 | 1 | 0 | 0 | .310 |
| Mar 08 | STETSON | *of | 4 | 0 | 2 | 0 | 0 | 0 | 0 | 0 | 1 | 0 | 0 | 0 | 0 | 0 | 0 | 2 | 0 | 0 | .323 |
| Mar 09 | STETSON | *of | 4 | 1 | 2 | 0 | 1 | 0 | 0 | 0 | 0 | 0 | 0 | 0 | 0 | 0 | 2 | 2 | 0 | 0 | .333 |
| Mar 13 | MISSISSIPPI STA | *of | 4 | 0 | 0 | 0 | 0 | 0 | 0 | 0 | 0 | 0 | 0 | 0 | 0 | 0 | 2 | 3 | 0 | 0 | .314 |
| Mar 14 | MISSISSIPPI STA | *of | 4 | 0 | 0 | 0 | 0 | 0 | 0 | 0 | 0 | 0 | 0 | 0 | 0 | 0 | 1 | 2 | 0 | 0 | .297 |
| Mar 14 | MISSISSIPPI STA | *of | 4 | 1 | 2 | 1 | 0 | 0 | 0 | 1 | 1 | 0 | 0 | 0 | 0 | 0 | 0 | 0 | 0 | 0 | .308 |
| Mar 17 | NORTHERN COL | *of | 4 | 0 | 0 | 1 | 0 | 0 | 0 | 1 | 0 | 0 | 0 | 0 | 0 | 1 | 1 | 1 | 0 | 0 | .293 |
| Totals | | 21gs | 82 | 15 | 24 | 20 | 4 | 0 | 3 | 5 | 6 | 1 | 0 | 0 | 1 | 2 | 23 | 40 | 0 | 0 | .293 |

On base pct. .330 • Slugging pct. .451

#9 Alexander Peck - 6 games (All games)

| Date | Opponent | Pos | AB | R | H | RBI | 2B | 3B | HR | BB | SB | CS | HBP | SAC | SF | GDP | K | PO | A | E | Avg |
|--------|---------------|------|----|---|---|-----|----|----|----|----|----|----|-----|-----|----|-----|---|----|---|---|------|
| Feb 14 | vs TCU | ph | 1 | 0 | 0 | 0 | 0 | 0 | 0 | 0 | 0 | 0 | 0 | 0 | 0 | 0 | 0 | 0 | 0 | 0 | .000 |
| Feb 15 | vs Texas Tech | *1b | 2 | 0 | 0 | 0 | 0 | 0 | 0 | 0 | 0 | 0 | 0 | 0 | 0 | 0 | 1 | 1 | 0 | 0 | .000 |
| Feb 25 | ARKANSAS STAT | ph | 0 | 0 | 0 | 0 | 0 | 0 | 0 | 0 | 0 | 0 | 0 | 0 | 0 | 0 | 0 | 0 | 0 | 0 | .000 |
| Mar 01 | UT ARLINGTON | ph/1 | 1 | 0 | 1 | 0 | 0 | 0 | 0 | 0 | 0 | 0 | 0 | 0 | 0 | 0 | 0 | 2 | 0 | 0 | .250 |
| Mar 03 | ORAL ROBERTS | 1b | 1 | 0 | 0 | 0 | 0 | 0 | 0 | 0 | 0 | 0 | 0 | 0 | 0 | 0 | 0 | 2 | 0 | 0 | .200 |
| Mar 18 | NORTHERN COL | 2b | 1 | 0 | 0 | 0 | 0 | 0 | 0 | 0 | 0 | 0 | 0 | 0 | 0 | 0 | 0 | 2 | 1 | 0 | .167 |
| Totals | | 1gs | 6 | 0 | 1 | 0 | 0 | 0 | 0 | 0 | 0 | 0 | 0 | 0 | 0 | 0 | 1 | 7 | 1 | 0 | .167 |

On base pct. .167 • Slugging pct. .167

#5 TJ Pompey - 20 games (All games)

| Date | Opponent | Pos | AB | R | H | RBI | 2B | 3B | HR | BB | SB | CS | HBP | SAC | SF | GDP | K | PO | A | E | Avg |
|--------|-------------------|------|----|----|----|-----|----|----|----|----|----|----|-----|-----|----|-----|----|----|----|---|------|
| Feb 13 | vs Oklahoma State | *3b | 3 | 0 | 2 | 1 | 0 | 0 | 0 | 0 | 0 | 1 | 0 | 0 | 1 | 0 | 1 | 1 | 0 | 0 | .667 |
| Feb 14 | vs TCU | *3b | 4 | 0 | 0 | 0 | 0 | 0 | 0 | 0 | 0 | 0 | 0 | 0 | 0 | 0 | 1 | 0 | 1 | 0 | .286 |
| Feb 15 | vs Texas Tech | *3b | 4 | 0 | 1 | 1 | 1 | 0 | 0 | 1 | 0 | 0 | 0 | 0 | 0 | 0 | 1 | 0 | 0 | 0 | .273 |
| Feb 16 | vs Tarleton State | *3b | 4 | 0 | 1 | 0 | 0 | 0 | 0 | 0 | 1 | 0 | 0 | 0 | 0 | 0 | 1 | 0 | 1 | 0 | .267 |
| Feb 20 | XAVIER | *3b | 2 | 1 | 0 | 0 | 0 | 0 | 0 | 0 | 0 | 0 | 1 | 0 | 0 | 0 | 2 | 2 | 0 | 0 | .235 |
| Feb 21 | XAVIER | *3b | 4 | 0 | 1 | 1 | 0 | 0 | 0 | 0 | 0 | 0 | 0 | 0 | 0 | 0 | 2 | 0 | 1 | 0 | .238 |
| Feb 22 | XAVIER | *3b | 3 | 0 | 0 | 0 | 0 | 0 | 0 | 1 | 0 | 0 | 0 | 0 | 0 | 0 | 3 | 0 | 3 | 0 | .208 |
| Feb 24 | ARKANSAS STAT | *ss | 4 | 1 | 1 | 0 | 0 | 0 | 0 | 0 | 0 | 0 | 0 | 0 | 0 | 0 | 2 | 3 | 2 | 0 | .214 |
| Feb 25 | ARKANSAS STAT | *3b | 4 | 0 | 0 | 0 | 0 | 0 | 0 | 0 | 0 | 0 | 0 | 0 | 0 | 0 | 2 | 0 | 3 | 0 | .188 |
| Feb 27 | UT ARLINGTON | *3b | 2 | 0 | 0 | 0 | 0 | 0 | 0 | 0 | 0 | 0 | 0 | 0 | 0 | 0 | 2 | 1 | 2 | 0 | .176 |
| Mar 03 | ORAL ROBERTS | *3b | 3 | 2 | 1 | 1 | 0 | 0 | 1 | 1 | 0 | 0 | 0 | 0 | 0 | 0 | 1 | 2 | 1 | 1 | .189 |
| Mar 06 | STETSON | *3b | 3 | 1 | 2 | 1 | 0 | 0 | 0 | 1 | 0 | 0 | 0 | 0 | 0 | 0 | 1 | 0 | 0 | 1 | .225 |
| Mar 07 | STETSON | *ss | 3 | 0 | 0 | 0 | 0 | 0 | 0 | 1 | 0 | 0 | 0 | 0 | 0 | 0 | 2 | 0 | 2 | 0 | .209 |
| Mar 08 | STETSON | ss | 1 | 0 | 0 | 0 | 0 | 0 | 0 | 0 | 0 | 0 | 0 | 0 | 0 | 0 | 1 | 1 | 0 | 0 | .205 |
| Mar 09 | STETSON | *ss | 4 | 0 | 0 | 0 | 0 | 0 | 0 | 0 | 0 | 0 | 0 | 0 | 0 | 0 | 4 | 2 | 4 | 0 | .188 |
| Mar 13 | MISSISSIPPI STA | 3b | 1 | 1 | 1 | 1 | 0 | 0 | 1 | 0 | 0 | 0 | 0 | 0 | 0 | 0 | 0 | 0 | 1 | 0 | .204 |
| Mar 14 | MISSISSIPPI STA | *3b | 4 | 1 | 2 | 0 | 0 | 1 | 0 | 0 | 0 | 0 | 0 | 0 | 0 | 0 | 2 | 0 | 1 | 0 | .226 |
| Mar 14 | MISSISSIPPI STA | *3b | 4 | 1 | 1 | 1 | 0 | 0 | 0 | 0 | 0 | 0 | 0 | 0 | 0 | 0 | 2 | 1 | 2 | 0 | .228 |
| Mar 17 | NORTHERN COL | *3b | 5 | 3 | 3 | 1 | 0 | 0 | 1 | 0 | 2 | 0 | 0 | 0 | 0 | 0 | 0 | 0 | 4 | 0 | .258 |
| Mar 18 | NORTHERN COL | *3b | 4 | 0 | 0 | 0 | 0 | 0 | 0 | 1 | 0 | 0 | 0 | 0 | 0 | 0 | 2 | 2 | 3 | 0 | .242 |
| Totals | | 18gs | 66 | 11 | 16 | 8 | 1 | 1 | 3 | 6 | 3 | 1 | 1 | 0 | 1 | 0 | 32 | 15 | 31 | 2 | .242 |

On base pct. .311 • Slugging pct. .424



#18 Reese Robinett - 21 games (All games)

| Date | Opponent | Pos | AB | R | H | RBI | 2B | 3B | HR | BB | SB | CS | HBP | SAC | SF | GDP | K | PO | A | E | Avg |
|--------|-------------------|-------|----|---|----|-----|----|----|----|----|----|----|-----|-----|----|-----|----|-----|---|---|------|
| Feb 13 | vs Oklahoma State | *1b | 4 | 0 | 1 | 0 | 0 | 0 | 0 | 0 | 0 | 0 | 0 | 0 | 0 | 0 | 0 | 3 | 2 | 0 | .250 |
| Feb 14 | vs TCU | *1b | 4 | 0 | 1 | 1 | 1 | 0 | 0 | 1 | 0 | 0 | 0 | 0 | 0 | 0 | 3 | 7 | 0 | 0 | .250 |
| Feb 15 | vs Texas Tech | 1b | 3 | 0 | 1 | 0 | 0 | 0 | 0 | 0 | 1 | 0 | 0 | 0 | 0 | 0 | 0 | 7 | 0 | 0 | .273 |
| Feb 16 | vs Tarleton State | *1b | 4 | 0 | 2 | 1 | 2 | 0 | 0 | 0 | 0 | 0 | 0 | 0 | 0 | 0 | 0 | 7 | 0 | 0 | .333 |
| Feb 20 | XAVIER | *1b | 3 | 0 | 0 | 0 | 0 | 0 | 0 | 0 | 0 | 0 | 0 | 0 | 0 | 0 | 2 | 10 | 1 | 0 | .278 |
| Feb 21 | XAVIER | *1b | 3 | 0 | 2 | 1 | 0 | 0 | 0 | 1 | 0 | 0 | 0 | 0 | 0 | 0 | 0 | 9 | 0 | 0 | .333 |
| Feb 22 | XAVIER | *1b | 4 | 0 | 2 | 2 | 1 | 0 | 0 | 0 | 0 | 0 | 0 | 0 | 0 | 0 | 0 | 11 | 0 | 0 | .360 |
| Feb 24 | ARKANSAS STAT | *1b | 3 | 0 | 0 | 0 | 0 | 0 | 0 | 1 | 0 | 0 | 0 | 0 | 0 | 0 | 0 | 7 | 1 | 0 | .321 |
| Feb 25 | ARKANSAS STAT | *1b | 3 | 0 | 2 | 0 | 0 | 0 | 0 | 1 | 0 | 0 | 0 | 0 | 0 | 0 | 0 | 9 | 1 | 0 | .355 |
| Feb 27 | UT ARLINGTON | *1b | 4 | 0 | 1 | 1 | 1 | 0 | 0 | 0 | 0 | 0 | 0 | 0 | 0 | 1 | 1 | 8 | 0 | 0 | .343 |
| Feb 28 | UT ARLINGTON | *1b | 4 | 2 | 2 | 0 | 0 | 0 | 0 | 0 | 0 | 0 | 0 | 0 | 0 | 0 | 1 | 11 | 0 | 0 | .359 |
| Mar 01 | UT ARLINGTON | *1b | 3 | 0 | 0 | 0 | 0 | 0 | 0 | 0 | 0 | 0 | 0 | 0 | 0 | 0 | 0 | 6 | 0 | 0 | .333 |
| Mar 03 | ORAL ROBERTS | *1b | 3 | 0 | 0 | 0 | 0 | 0 | 0 | 1 | 0 | 0 | 0 | 0 | 0 | 0 | 1 | 5 | 0 | 0 | .311 |
| Mar 06 | STETSON | *1b | 3 | 1 | 1 | 0 | 0 | 0 | 0 | 1 | 0 | 0 | 0 | 0 | 0 | 0 | 0 | 6 | 1 | 0 | .312 |
| Mar 07 | STETSON | *1b | 3 | 2 | 1 | 0 | 0 | 0 | 0 | 1 | 0 | 0 | 0 | 0 | 0 | 0 | 2 | 5 | 0 | 0 | .314 |
| Mar 08 | STETSON | *1b | 4 | 0 | 0 | 0 | 0 | 0 | 0 | 0 | 0 | 0 | 0 | 0 | 0 | 0 | 1 | 12 | 0 | 0 | .291 |
| Mar 09 | STETSON | *1b | 3 | 1 | 2 | 2 | 0 | 0 | 1 | 0 | 0 | 0 | 1 | 0 | 0 | 0 | 0 | 12 | 0 | 0 | .310 |
| Mar 13 | MISSISSIPPI STA | *3b/1 | 3 | 0 | 1 | 0 | 0 | 0 | 0 | 0 | 0 | 0 | 0 | 0 | 0 | 0 | 1 | 5 | 0 | 0 | .311 |
| Mar 14 | MISSISSIPPI STA | *1b | 4 | 0 | 0 | 0 | 0 | 0 | 0 | 0 | 0 | 0 | 0 | 0 | 0 | 0 | 2 | 7 | 0 | 0 | .292 |
| Mar 14 | MISSISSIPPI STA | *1b | 3 | 1 | 0 | 0 | 0 | 0 | 0 | 1 | 0 | 0 | 0 | 0 | 0 | 0 | 1 | 10 | 0 | 0 | .279 |
| Mar 18 | NORTHERN COL | *1b | 2 | 2 | 0 | 1 | 0 | 0 | 0 | 2 | 1 | 0 | 1 | 0 | 0 | 0 | 0 | 11 | 0 | 0 | .271 |
| Totals | | 20gs | 70 | 9 | 19 | 9 | 5 | 0 | 1 | 10 | 2 | 0 | 2 | 0 | 0 | 1 | 15 | 168 | 6 | 0 | .271 |

On base pct. .378 • Slugging pct. .386

#42 Damian Ruiz - 19 games (All games)

| Date | Opponent | Pos | AB | R | H | RBI | 2B | 3B | HR | BB | SB | CS | HBP | SAC | SF | GDP | K | PO | A | E | Avg |
|--------|-------------------|--------|----|----|----|-----|----|----|----|----|----|----|-----|-----|----|-----|----|----|---|---|------|
| Feb 13 | vs Oklahoma State | *of | 3 | 1 | 1 | 0 | 0 | 0 | 0 | 0 | 0 | 0 | 0 | 0 | 0 | 0 | 1 | 1 | 0 | 0 | .333 |
| Feb 14 | vs TCU | *of | 2 | 1 | 2 | 0 | 0 | 0 | 0 | 1 | 1 | 0 | 1 | 0 | 0 | 0 | 0 | 1 | 0 | 0 | .600 |
| Feb 15 | vs Texas Tech | *of | 2 | 2 | 2 | 0 | 0 | 0 | 0 | 4 | 1 | 0 | 0 | 0 | 0 | 0 | 0 | 3 | 0 | 0 | .714 |
| Feb 16 | vs Tarleton State | *of | 3 | 1 | 1 | 0 | 0 | 0 | 0 | 1 | 0 | 0 | 0 | 0 | 0 | 0 | 1 | 2 | 0 | 0 | .600 |
| Feb 20 | XAVIER | *of | 4 | 0 | 0 | 0 | 0 | 0 | 0 | 0 | 0 | 0 | 0 | 0 | 0 | 0 | 1 | 0 | 0 | 0 | .429 |
| Feb 21 | XAVIER | *of | 3 | 0 | 1 | 0 | 0 | 0 | 0 | 0 | 0 | 0 | 0 | 0 | 0 | 0 | 2 | 0 | 0 | 0 | .412 |
| Feb 27 | UT ARLINGTON | *of | 4 | 0 | 0 | 0 | 0 | 0 | 0 | 0 | 0 | 0 | 0 | 0 | 0 | 0 | 3 | 0 | 0 | 0 | .333 |
| Feb 28 | UT ARLINGTON | *of | 4 | 1 | 2 | 1 | 0 | 0 | 0 | 0 | 1 | 0 | 1 | 0 | 0 | 1 | 0 | 1 | 0 | 0 | .360 |
| Mar 01 | UT ARLINGTON | *of | 3 | 1 | 1 | 1 | 0 | 0 | 0 | 1 | 1 | 0 | 0 | 0 | 0 | 0 | 0 | 0 | 0 | 0 | .357 |
| Mar 03 | ORAL ROBERTS | *of | 3 | 3 | 1 | 1 | 0 | 0 | 0 | 1 | 1 | 0 | 0 | 0 | 0 | 0 | 0 | 0 | 0 | 0 | .355 |
| Mar 06 | STETSON | *of | 5 | 0 | 2 | 0 | 1 | 0 | 0 | 0 | 0 | 0 | 0 | 0 | 0 | 0 | 1 | 2 | 0 | 0 | .361 |
| Mar 07 | STETSON | *of/of | 3 | 1 | 0 | 1 | 0 | 0 | 0 | 1 | 1 | 0 | 0 | 0 | 1 | 0 | 0 | 1 | 0 | 0 | .333 |
| Mar 08 | STETSON | *of | 4 | 1 | 2 | 0 | 1 | 0 | 0 | 0 | 0 | 0 | 0 | 0 | 0 | 0 | 0 | 1 | 0 | 0 | .349 |
| Mar 09 | STETSON | *of | 4 | 0 | 1 | 0 | 0 | 0 | 0 | 1 | 0 | 1 | 0 | 0 | 0 | 0 | 0 | 2 | 0 | 0 | .340 |
| Mar 13 | MISSISSIPPI STA | *of | 4 | 1 | 1 | 0 | 0 | 0 | 0 | 0 | 0 | 0 | 0 | 0 | 0 | 0 | 0 | 1 | 0 | 0 | .333 |
| Mar 14 | MISSISSIPPI STA | *of | 3 | 0 | 0 | 0 | 0 | 0 | 0 | 1 | 0 | 0 | 0 | 0 | 0 | 0 | 2 | 1 | 0 | 0 | .315 |
| Mar 14 | MISSISSIPPI STA | *of | 4 | 1 | 2 | 0 | 1 | 0 | 0 | 1 | 0 | 0 | 0 | 0 | 0 | 0 | 1 | 2 | 0 | 1 | .328 |
| Mar 17 | NORTHERN COL | *of | 3 | 4 | 2 | 2 | 1 | 0 | 1 | 3 | 0 | 0 | 0 | 0 | 0 | 0 | 0 | 2 | 0 | 0 | .344 |
| Mar 18 | NORTHERN COL | *of | 3 | 1 | 2 | 2 | 1 | 0 | 0 | 2 | 1 | 0 | 0 | 0 | 0 | 0 | 0 | 0 | 0 | 0 | .359 |
| Totals | | 19gs | 64 | 19 | 23 | 8 | 5 | 0 | 1 | 17 | 7 | 1 | 2 | 0 | 1 | 1 | 12 | 20 | 0 | 1 | .359 |

On base pct. .500 • Slugging pct. .484



INDIVIDUAL GAME-BY-GAME

#12 Carter Rutenbar - 14 games (All games)

| Date | Opponent | Pos | AB | R | H | RBI | 2B | 3B | HR | BB | SB | CS | HBP | SAC | SF | GDP | K | PO | A | E | Avg |
|--------|-----------------|-------|----|---|----|-----|----|----|----|----|----|----|-----|-----|----|-----|---|----|---|---|------|
| Feb 15 | vs Texas Tech | *dh | 5 | 0 | 1 | 0 | 0 | 0 | 0 | 0 | 0 | 0 | 0 | 0 | 0 | 0 | 3 | 0 | 0 | 0 | .200 |
| Feb 22 | XAVIER | ph | 0 | 1 | 0 | 0 | 0 | 0 | 0 | 1 | 0 | 0 | 0 | 0 | 0 | 0 | 0 | 0 | 0 | 0 | .200 |
| Feb 25 | ARKANSAS STAT | ph | 0 | 0 | 0 | 0 | 0 | 0 | 0 | 1 | 0 | 0 | 0 | 0 | 0 | 0 | 0 | 0 | 0 | 0 | .200 |
| Feb 27 | UT ARLINGTON | ph | 1 | 0 | 0 | 0 | 0 | 0 | 0 | 0 | 0 | 0 | 0 | 0 | 0 | 0 | 0 | 0 | 0 | 0 | .167 |
| Feb 28 | UT ARLINGTON | c | 0 | 0 | 0 | 0 | 0 | 0 | 0 | 0 | 0 | 0 | 0 | 0 | 0 | 0 | 0 | 1 | 0 | 0 | .167 |
| Mar 01 | UT ARLINGTON | ph | 1 | 0 | 1 | 1 | 0 | 0 | 0 | 0 | 0 | 0 | 0 | 0 | 0 | 0 | 0 | 0 | 0 | 0 | .286 |
| Mar 03 | ORAL ROBERTS | c | 1 | 0 | 0 | 0 | 0 | 0 | 0 | 0 | 0 | 0 | 0 | 0 | 0 | 0 | 0 | 4 | 0 | 0 | .250 |
| Mar 07 | STETSON | pr/dh | 2 | 1 | 1 | 0 | 1 | 0 | 0 | 0 | 0 | 0 | 0 | 0 | 0 | 0 | 0 | 0 | 0 | 0 | .300 |
| Mar 08 | STETSON | *of | 1 | 0 | 0 | 0 | 0 | 0 | 0 | 3 | 0 | 0 | 0 | 0 | 0 | 0 | 0 | 1 | 0 | 0 | .273 |
| Mar 09 | STETSON | *dh | 5 | 1 | 4 | 0 | 0 | 0 | 0 | 0 | 0 | 0 | 0 | 0 | 0 | 0 | 0 | 0 | 0 | 0 | .438 |
| Mar 13 | MISSISSIPPI STA | *1b | 3 | 0 | 0 | 0 | 0 | 0 | 0 | 0 | 0 | 0 | 0 | 0 | 0 | 0 | 2 | 5 | 1 | 0 | .368 |
| Mar 14 | MISSISSIPPI STA | ph | 1 | 0 | 0 | 0 | 0 | 0 | 0 | 0 | 0 | 0 | 0 | 0 | 0 | 0 | 0 | 0 | 0 | 0 | .350 |
| Mar 17 | NORTHERN COL | *1b | 4 | 0 | 1 | 0 | 0 | 0 | 0 | 1 | 0 | 0 | 0 | 0 | 0 | 1 | 0 | 7 | 1 | 0 | .333 |
| Mar 18 | NORTHERN COL | *c | 4 | 0 | 2 | 1 | 1 | 0 | 0 | 1 | 0 | 0 | 0 | 0 | 0 | 0 | 0 | 7 | 0 | 0 | .357 |
| Totals | | 6gs | 28 | 3 | 10 | 2 | 2 | 0 | 0 | 7 | 0 | 0 | 0 | 0 | 0 | 1 | 5 | 25 | 2 | 0 | .357 |

On base pct. .486 • Slugging pct. .429

#24 Landon Schaefer - 2 games (All games)

| Date | Opponent | Pos | AB | R | H | RBI | 2B | 3B | HR | BB | SB | CS | HBP | SAC | SF | GDP | K | PO | A | E | Avg |
|--------|-----------------|-----|----|---|---|-----|----|----|----|----|----|----|-----|-----|----|-----|---|----|---|---|------|
| Mar 14 | MISSISSIPPI STA | pr | 0 | 1 | 0 | 0 | 0 | 0 | 0 | 0 | 1 | 0 | 0 | 0 | 0 | 0 | 0 | 0 | 0 | 0 | .000 |
| Mar 17 | NORTHERN COL | *of | 3 | 1 | 0 | 0 | 0 | 0 | 0 | 2 | 0 | 0 | 0 | 0 | 0 | 0 | 1 | 0 | 0 | 0 | .000 |
| Totals | | 1gs | 3 | 2 | 0 | 0 | 0 | 0 | 0 | 2 | 1 | 0 | 0 | 0 | 0 | 0 | 1 | 0 | 0 | 0 | .000 |

On base pct. .400 • Slugging pct. .000

#3 Nolan Souza - 19 games (All games)

| Date | Opponent | Pos | AB | R | H | RBI | 2B | 3B | HR | BB | SB | CS | HBP | SAC | SF | GDP | K | PO | A | E | Avg |
|--------|-------------------|-------|----|----|----|-----|----|----|----|----|----|----|-----|-----|----|-----|----|----|----|---|------|
| Feb 13 | vs Oklahoma State | *dh | 5 | 2 | 2 | 0 | 1 | 0 | 0 | 0 | 0 | 0 | 0 | 0 | 0 | 0 | 2 | 0 | 0 | 0 | .400 |
| Feb 14 | vs TCU | *dh | 5 | 0 | 0 | 0 | 0 | 0 | 0 | 0 | 0 | 0 | 0 | 0 | 0 | 0 | 3 | 0 | 0 | 0 | .200 |
| Feb 16 | vs Tarleton State | *dh | 4 | 0 | 0 | 1 | 0 | 0 | 0 | 0 | 0 | 1 | 0 | 0 | 0 | 0 | 1 | 0 | 0 | 0 | .143 |
| Feb 20 | XAVIER | *dh | 4 | 1 | 2 | 2 | 2 | 0 | 0 | 0 | 0 | 0 | 0 | 0 | 0 | 0 | 0 | 0 | 0 | 0 | .222 |
| Feb 21 | XAVIER | *dh | 5 | 0 | 0 | 0 | 0 | 0 | 0 | 0 | 0 | 0 | 0 | 0 | 0 | 0 | 2 | 0 | 0 | 0 | .174 |
| Feb 22 | XAVIER | *dh | 4 | 3 | 2 | 0 | 0 | 0 | 0 | 1 | 0 | 0 | 0 | 0 | 0 | 0 | 1 | 0 | 0 | 0 | .222 |
| Feb 24 | ARKANSAS STAT | *3b | 4 | 0 | 1 | 0 | 0 | 0 | 0 | 0 | 0 | 0 | 0 | 0 | 0 | 0 | 1 | 1 | 2 | 1 | .226 |
| Feb 25 | ARKANSAS STAT | *2b | 2 | 0 | 0 | 0 | 0 | 0 | 0 | 2 | 2 | 0 | 0 | 0 | 0 | 1 | 0 | 3 | 3 | 1 | .212 |
| Feb 27 | UT ARLINGTON | *2b | 3 | 0 | 0 | 0 | 0 | 0 | 0 | 0 | 0 | 0 | 0 | 0 | 0 | 0 | 0 | 2 | 4 | 0 | .194 |
| Feb 28 | UT ARLINGTON | *3b | 4 | 0 | 1 | 1 | 0 | 0 | 0 | 0 | 0 | 0 | 0 | 0 | 0 | 0 | 1 | 1 | 5 | 0 | .200 |
| Mar 01 | UT ARLINGTON | *3b | 4 | 0 | 0 | 0 | 0 | 0 | 0 | 0 | 0 | 0 | 0 | 0 | 0 | 0 | 1 | 0 | 2 | 0 | .182 |
| Mar 03 | ORAL ROBERTS | ph/ss | 2 | 0 | 0 | 0 | 0 | 0 | 0 | 0 | 0 | 0 | 0 | 0 | 0 | 0 | 1 | 0 | 0 | 0 | .174 |
| Mar 07 | STETSON | *3b | 3 | 1 | 2 | 3 | 0 | 0 | 0 | 1 | 0 | 1 | 0 | 0 | 0 | 0 | 0 | 0 | 3 | 0 | .204 |
| Mar 08 | STETSON | *3b | 3 | 0 | 0 | 0 | 0 | 0 | 0 | 0 | 0 | 0 | 0 | 1 | 0 | 0 | 2 | 0 | 2 | 0 | .192 |
| Mar 09 | STETSON | *3b | 4 | 0 | 1 | 1 | 1 | 0 | 0 | 0 | 0 | 0 | 0 | 0 | 0 | 0 | 0 | 1 | 4 | 0 | .196 |
| Mar 13 | MISSISSIPPI STA | *2b | 3 | 1 | 2 | 1 | 1 | 0 | 0 | 0 | 0 | 0 | 0 | 0 | 0 | 0 | 0 | 1 | 4 | 0 | .220 |
| Mar 14 | MISSISSIPPI STA | *2b | 3 | 1 | 1 | 1 | 0 | 0 | 0 | 0 | 0 | 0 | 0 | 0 | 0 | 0 | 2 | 2 | 3 | 0 | .226 |
| Mar 14 | MISSISSIPPI STA | *2b | 3 | 2 | 2 | 0 | 0 | 0 | 0 | 1 | 1 | 0 | 0 | 0 | 0 | 0 | 1 | 1 | 4 | 0 | .246 |
| Mar 17 | NORTHERN COL | *2b | 3 | 2 | 1 | 0 | 1 | 0 | 0 | 2 | 2 | 0 | 0 | 0 | 0 | 0 | 2 | 0 | 1 | 0 | .250 |
| Totals | | 18gs | 68 | 13 | 17 | 10 | 6 | 0 | 0 | 7 | 5 | 2 | 0 | 1 | 0 | 1 | 20 | 12 | 37 | 2 | .250 |

On base pct. .320 • Slugging pct. .338



#17 Zack Stewart - 14 games (All games)

| Date | Opponent | Pos | AB | R | H | RBI | 2B | 3B | HR | BB | SB | CS | HBP | SAC | SF | GDP | K | PO | A | E | Avg | |
|--------|-------------------|-----|------|----|---|-----|----|----|----|----|----|----|-----|-----|----|-----|---|----|---|---|------|------|
| Feb 16 | vs Tarleton State | *of | 1 | 0 | 0 | 0 | 0 | 0 | 0 | 0 | 0 | 0 | 0 | 0 | 0 | 0 | 1 | 2 | 0 | 0 | .000 | |
| Feb 22 | XAVIER | *of | 4 | 1 | 2 | 1 | 0 | 0 | 1 | 0 | 0 | 0 | 0 | 0 | 0 | 0 | 2 | 2 | 0 | 0 | .400 | |
| Feb 24 | ARKANSAS STAT | *of | 4 | 1 | 2 | 2 | 0 | 0 | 1 | 0 | 0 | 0 | 0 | 0 | 0 | 0 | 1 | 0 | 0 | 0 | .444 | |
| Feb 25 | ARKANSAS STAT | *dh | 3 | 0 | 1 | 0 | 0 | 0 | 0 | 0 | 0 | 0 | 0 | 0 | 0 | 0 | 1 | 0 | 0 | 0 | .417 | |
| Feb 28 | UT ARLINGTON | *of | 2 | 0 | 0 | 1 | 0 | 0 | 0 | 1 | 0 | 0 | 0 | 0 | 1 | 0 | 0 | 0 | 0 | 0 | .357 | |
| Mar 01 | UT ARLINGTON | *of | 3 | 1 | 1 | 1 | 0 | 0 | 1 | 1 | 0 | 0 | 0 | 0 | 0 | 0 | 0 | 0 | 0 | 0 | .353 | |
| Mar 03 | ORAL ROBERTS | *dh | 4 | 1 | 3 | 1 | 1 | 0 | 0 | 1 | 0 | 0 | 0 | 0 | 0 | 0 | 0 | 0 | 0 | 0 | .429 | |
| Mar 06 | STETSON | *of | 3 | 0 | 0 | 0 | 0 | 0 | 0 | 1 | 0 | 0 | 0 | 0 | 0 | 0 | 1 | 3 | 0 | 0 | .375 | |
| Mar 07 | STETSON | *dh | 2 | 1 | 2 | 0 | 0 | 0 | 0 | 0 | 0 | 0 | 1 | 0 | 0 | 0 | 0 | 0 | 0 | 0 | .423 | |
| Mar 13 | MISSISSIPPI STA | *dh | 4 | 1 | 1 | 2 | 0 | 0 | 1 | 0 | 0 | 0 | 0 | 0 | 0 | 0 | 0 | 0 | 0 | 0 | .400 | |
| Mar 14 | MISSISSIPPI STA | *dh | 4 | 0 | 0 | 0 | 0 | 0 | 0 | 0 | 0 | 0 | 0 | 0 | 0 | 0 | 1 | 0 | 0 | 0 | .353 | |
| Mar 14 | MISSISSIPPI STA | *dh | 2 | 0 | 0 | 0 | 0 | 0 | 0 | 1 | 0 | 0 | 1 | 0 | 0 | 0 | 2 | 0 | 0 | 0 | .333 | |
| Mar 17 | NORTHERN COL | *dh | 5 | 0 | 1 | 0 | 0 | 0 | 0 | 0 | 0 | 0 | 0 | 0 | 0 | 0 | 1 | 0 | 0 | 0 | .317 | |
| Mar 18 | NORTHERN COL | *of | 4 | 2 | 2 | 1 | 0 | 0 | 0 | 1 | 0 | 0 | 0 | 0 | 0 | 0 | 1 | 1 | 0 | 0 | .333 | |
| Totals | | | 14gs | 45 | 8 | 15 | 9 | 1 | 0 | 4 | 6 | 0 | 0 | 2 | 0 | 1 | 0 | 11 | 8 | 0 | 0 | .333 |

On base pct. .426 • Slugging pct. .622

#16 Christian Turner - 16 games (All games)

| Date | Opponent | Pos | AB | R | H | RBI | 2B | 3B | HR | BB | SB | CS | HBP | SAC | SF | GDP | K | PO | A | E | Avg |
|--------|-------------------|-------|-----|----|---|-----|----|----|----|----|----|----|-----|-----|----|-----|---|----|---|---|------|
| Feb 13 | vs Oklahoma State | of | 0 | 1 | 0 | 0 | 0 | 0 | 0 | 1 | 0 | 0 | 0 | 0 | 0 | 0 | 0 | 0 | 0 | 0 | .000 |
| Feb 14 | vs TCU | of | 0 | 0 | 0 | 0 | 0 | 0 | 0 | 0 | 0 | 0 | 0 | 0 | 0 | 0 | 0 | 1 | 0 | 0 | .000 |
| Feb 15 | vs Texas Tech | *of | 4 | 1 | 0 | 0 | 0 | 0 | 0 | 1 | 0 | 0 | 0 | 0 | 0 | 0 | 2 | 3 | 0 | 0 | .000 |
| Feb 16 | vs Tarleton State | of | 2 | 0 | 1 | 0 | 0 | 0 | 0 | 0 | 0 | 0 | 0 | 0 | 0 | 0 | 1 | 0 | 0 | 0 | .167 |
| Feb 21 | XAVIER | of | 2 | 0 | 1 | 0 | 0 | 0 | 0 | 0 | 0 | 0 | 0 | 0 | 0 | 0 | 1 | 1 | 0 | 0 | .250 |
| Feb 22 | XAVIER | ph | 1 | 0 | 0 | 0 | 0 | 0 | 0 | 0 | 0 | 0 | 0 | 0 | 0 | 0 | 1 | 0 | 0 | 0 | .222 |
| Feb 25 | ARKANSAS STAT | *of | 3 | 0 | 1 | 0 | 0 | 0 | 0 | 0 | 0 | 0 | 0 | 0 | 0 | 0 | 1 | 0 | 0 | 0 | .250 |
| Feb 27 | UT ARLINGTON | ph | 1 | 0 | 0 | 0 | 0 | 0 | 0 | 0 | 0 | 0 | 0 | 0 | 0 | 0 | 1 | 0 | 0 | 0 | .231 |
| Mar 01 | UT ARLINGTON | of | 0 | 1 | 0 | 0 | 0 | 0 | 0 | 1 | 0 | 0 | 0 | 0 | 0 | 0 | 0 | 0 | 0 | 0 | .231 |
| Mar 03 | ORAL ROBERTS | ph/of | 1 | 0 | 0 | 0 | 0 | 0 | 0 | 0 | 0 | 0 | 0 | 0 | 0 | 0 | 1 | 1 | 0 | 0 | .214 |
| Mar 07 | STETSON | ph/of | 1 | 1 | 1 | 0 | 0 | 0 | 0 | 0 | 0 | 0 | 0 | 0 | 0 | 0 | 0 | 1 | 0 | 0 | .267 |
| Mar 08 | STETSON | ph | 0 | 0 | 0 | 0 | 0 | 0 | 0 | 1 | 0 | 0 | 0 | 0 | 0 | 0 | 0 | 0 | 0 | 0 | .267 |
| Mar 09 | STETSON | pr | 0 | 0 | 0 | 0 | 0 | 0 | 0 | 0 | 0 | 0 | 0 | 0 | 0 | 0 | 0 | 0 | 0 | 0 | .267 |
| Mar 13 | MISSISSIPPI STA | of | 0 | 0 | 0 | 0 | 0 | 0 | 0 | 0 | 0 | 0 | 0 | 0 | 0 | 0 | 0 | 0 | 0 | 0 | .267 |
| Mar 14 | MISSISSIPPI STA | of | 0 | 0 | 0 | 0 | 0 | 0 | 0 | 0 | 0 | 0 | 0 | 0 | 0 | 0 | 0 | 0 | 0 | 0 | .267 |
| Mar 18 | NORTHERN COL | *of | 3 | 1 | 1 | 1 | 0 | 1 | 0 | 1 | 0 | 0 | 0 | 0 | 0 | 0 | 1 | 1 | 0 | 0 | .278 |
| Totals | | | 3gs | 18 | 5 | 5 | 1 | 0 | 1 | 0 | 5 | 0 | 0 | 0 | 0 | 0 | 9 | 8 | 0 | 0 | .278 |

On base pct. .435 • Slugging pct. .389

#19 Carson Willis - 1 game (All games)

| Date | Opponent | Pos | AB | R | H | RBI | 2B | 3B | HR | BB | SB | CS | HBP | SAC | SF | GDP | K | PO | A | E | Avg | |
|--------|---------------|-----|-----|---|---|-----|----|----|----|----|----|----|-----|-----|----|-----|---|----|---|---|------|------|
| Feb 24 | ARKANSAS STAT | *dh | 3 | 0 | 0 | 0 | 0 | 0 | 0 | 1 | 0 | 0 | 0 | 0 | 0 | 0 | 0 | 0 | 0 | 0 | .000 | |
| Totals | | | 1gs | 3 | 0 | 0 | 0 | 0 | 0 | 1 | 0 | 0 | 0 | 0 | 0 | 0 | 0 | 0 | 0 | 0 | 0 | .000 |

On base pct. .250 • Slugging pct. .000



2026 SCHEDULE / RESULTS

| FEB. | Opponent | Score | Winning Pitcher | Losing Pitcher | Save | Attendance | Time |
|------|----------------------|-------------|-----------------|-----------------|--------------|------------|------|
| 13 | vs. Oklahoma State ^ | W, 12-2 (8) | Gibler (1-0) | Barrett (0-1) | | 18,387 | 2:52 |
| 14 | vs. #10 TCU ^ | L, 5-4 | James (1-0) | Dietz (0-1) | Franco (1) | 22,384 | 3:00 |
| 15 | vs. Texas Tech ^ | W, 6-5 (11) | Eaves (1-0) | Bevis (0-1) | | 16,951 | 3:50 |
| 16 | vs. Tarleton State # | W, 3-1 | McElvain (1-0) | Bass (0-1) | Brissey (1) | 1,258 | 2:39 |
| 20 | Xavier | W, 5-2 | Gaeckle (1-0) | Piech (0-1) | Gibler (1) | 10,388 | 2:24 |
| 21 | Xavier | W, 7-6 | Eaves (2-0) | Poole (0-1) | | 9,829 | 2:48 |
| 22 | Xavier | W, 11-0 (8) | Fisher (1-0) | DeTienne (0-2) | | 9,054 | 2:08 |
| 24 | Arkansas State | L, 12-4 | Foss (1-0) | Lee (0-1) | Garrison (1) | 9,039 | 2:43 |
| 25 | Arkansas State | W, 1-0 | Eaves (1-0) | Maloney (0-1) | Coil (1) | 9,122 | 2:40 |
| 27 | UT Arlington | L, 4-3 | Dygert (1-0) | Gaeckle (1-1) | Melville (1) | 9,495 | 2:26 |
| 28 | UT Arlington | W, 9-0 | Dietz (1-1) | Skolfield (0-3) | | 10,997 | 2:11 |

MARCH

| | | | | | | | |
|----|-------------------------------|-------------|-----------------|-------------------|------------|--------|------|
| 1 | UT Arlington | W, 11-1 (7) | Fisher (2-0) | Evans (0-1) | | 8,897 | 2:18 |
| 3 | Oral Roberts | W, 10-2 | McElvain (2-0) | Ruthardt (0-1) | | 8,899 | 2:57 |
| 6 | Stetson | W, 7-1 | Gaeckle (2-1) | Coppersmith (1-2) | | 8,901 | 2:53 |
| 7 | Stetson | W, 13-1 (7) | Dietz (2-1) | Phillips (1-2) | | 9,747 | 2:28 |
| 8 | Stetson | L, 4-1 | Hartman (2-1) | Fisher (2-1) | Lepine (1) | 9,047 | 2:34 |
| 9 | Stetson | L, 6-4 | Ball (1-0) | DeCremer (0-1) | Lepine (2) | 8,713 | 2:53 |
| 13 | #3 Mississippi State * | W, 5-4 | Gibler (2-0) | Miller (1-2) | | 10,464 | 2:50 |
| 14 | #3 Mississippi State [DH-1] * | L, 7-2 | Valincius (4-0) | Dietz (2-2) | | 10,790 | 2:38 |
| 14 | #3 Mississippi State [DH-2] * | W, 7-3 | McElvain (3-0) | Pitzer (1-1) | | 9,653 | 3:26 |
| 17 | Northern Colorado | W, 13-2 (8) | Kircher (1-0) | Haythorn (0-2) | | 9,270 | 3:11 |
| 18 | Northern Colorado | W, 9-4 | Lee (1-1) | Moser (0-2) | | 9,105 | 3:03 |
| 20 | at South Carolina * | | | | | | |
| 21 | at South Carolina * | | | | | | |
| 22 | at South Carolina * | | | | | | |
| 24 | UCA | | | | | | |
| 27 | Florida * | | | | | | |
| 28 | Florida * | | | | | | |
| 29 | Florida * | | | | | | |
| 31 | Missouri State | | | | | | |

APRIL

| | | | | | | | |
|----|--------------------|--|--|--|--|--|--|
| 2 | at Auburn * | | | | | | |
| 3 | at Auburn * | | | | | | |
| 4 | at Auburn * | | | | | | |
| 7 | Little Rock | | | | | | |
| 10 | at Alabama * | | | | | | |
| 11 | at Alabama * | | | | | | |
| 12 | at Alabama * | | | | | | |
| 14 | UAPB @ | | | | | | |
| 16 | Georgia * | | | | | | |
| 17 | Georgia * | | | | | | |
| 18 | Georgia * | | | | | | |
| 21 | Missouri State | | | | | | |
| 23 | at Missouri * | | | | | | |
| 24 | at Missouri * | | | | | | |
| 25 | at Missouri * | | | | | | |
| 28 | Northwestern State | | | | | | |
| 29 | Northwestern State | | | | | | |

MAY

| | | | | | | | |
|----|---------------|--|--|--|--|--|--|
| 1 | Ole Miss * | | | | | | |
| 2 | Ole Miss * | | | | | | |
| 3 | Ole Miss * | | | | | | |
| 8 | Oklahoma * | | | | | | |
| 9 | Oklahoma * | | | | | | |
| 10 | Oklahoma * | | | | | | |
| 14 | at Kentucky * | | | | | | |
| 15 | at Kentucky * | | | | | | |
| 16 | at Kentucky * | | | | | | |

* SEC opponent

^ Shriners Children's College Showdown (Globe Life Field in Arlington, Texas)

Amegy Bank College Baseball Series (Globe Life Field in Arlington, Texas)

@ Game played at CHI St. Vincent Field at Dickey-Stephens Park in North Little Rock, Ark.