




ARKANSAS BASEBALL



ArkansasRazorbacks.com ||| @RazorbackBSB ||| Contact: Oliver Grigg (ogrigg@uark.edu)

2026 SCHEDULE & RESULTS

FEBRUARY

13	vs. Oklahoma State ^	FloCollege	W, 12-2 (8)
14	vs. #10 TCU ^	FloCollege	L, 5-4
15	vs. Texas Tech ^	FloCollege	W, 6-5 (11)
16	vs. Tarleton State #		W, 3-1
20	XAVIER	SECN+	W, 5-2
21	XAVIER	SECN+	W, 7-6
22	XAVIER	SECN+	W, 11-0 (8)
24	ARKANSAS STATE	SECN+	L, 12-4
25	ARKANSAS STATE	SECN+	W, 1-0
27	UT ARLINGTON	SECN+	L, 4-3
28	UT ARLINGTON	SECN+	W, 9-0

MARCH

1	UT ARLINGTON	SECN+	W, 11-1 (7)
3	ORAL ROBERTS	SECN+	W, 10-2
6	STETSON		W, 7-1
7	STETSON	SECN+	W, 13-1 (7)
8	STETSON	SECN+	L, 4-1
9	STETSON	SECN+	L, 6-4
13	#3 MISSISSIPPI STATE *	SECN+	W, 5-4
14	#3 MISSISSIPPI STATE [DH-1] *	SECN	L, 7-2
14	#3 MISSISSIPPI STATE [DH-2] *	SECN+	W, 7-3
17	NORTHERN COLORADO	SECN+	W, 13-2 (8)
18	NORTHERN COLORADO	SECN+	W, 9-4
20	South Carolina *	SECN+	W, 22-6 (7)
21	South Carolina *	SECN+	W, 3-2 (10)
22	South Carolina *	SECN+	L, 9-4
24	UCA	SECN+	W, 15-2 (7)
27	FLORIDA *	SECN+	L, 9-4
28	FLORIDA *	SECN+	L, 7-4
29	FLORIDA *	SECN	NOON
31	Missouri State	ESPN+	6 p.m.

APRIL

2	Auburn *	ESPN2	6 p.m.
3	Auburn *	SECN+	2 p.m.
4	Auburn *	SECN+	2 p.m.
7	LITTLE ROCK	SECN+	6 P.M.
10	Alabama *	SECN+	6 P.M.
11	Alabama *	SECN	4 P.M.
12	Alabama *	SECN+	1 p.m.
14	UAPB @	SECN+	6 P.M.
16	GEORGIA *	ESPNU	7 P.M.
17	GEORGIA *	SECN+	6 P.M.
18	GEORGIA *	SECN+	1 P.M.
21	MISSOURI STATE	SECN+	6 P.M.
23	Missouri *	SECN	7 P.M.
24	Missouri *	SECN	7 P.M.
25	Missouri *	SECN+	2 P.M.
28	NORTHWESTERN STATE	SECN+	6 P.M.
29	NORTHWESTERN STATE	SECN+	3 P.M.

MAY

1	OLE MISS *	SECN+	6 P.M.
2	OLE MISS *	SECN+	2 P.M.
3	OLE MISS *	SECN	2 P.M.
8	OKLAHOMA *	SECN+	6 P.M.
9	OKLAHOMA *	SECN+	2 P.M.
10	OKLAHOMA *	SECN+	1 P.M.
14	Kentucky *	SECN+	5:30 p.m.
15	Kentucky *	SECN+	5:30 p.m.
16	Kentucky *	SECN+	1 p.m.

All times Central; Home game in **BOLD**; * - SEC opponent

^ - Shriners Children's College Showdown (Globe Life Field in Arlington, Texas)

- Amegy Bank College Baseball Series (Globe Life Field in Arlington, Texas)

@ - Game played at CHI St. Vincent Field at Dickey-Stephens Park in North Little Rock, Ark.

GAME 29 ||| FLORIDA vs. #4 ARKANSAS ||| MARCH 29

NORM DeBRIYN LEGENDS WEEKEND ||| FAYETTEVILLE, AR ||| BAUM-WALKER STADIUM ||| SEC NETWORK



22-6
5-3 SEC



19-9
4-4 SEC

FLORIDA GATORS

In the Polls.....NR (BA) | NR (D1Baseball)
22 (NCBWA) | NR (PG) | 25 (USA Today)
 Head Coach.....Kevin O'Sullivan
 Career Record.....778-377 (19th season)
 Record at Florida.....Same

ARKANSAS RAZORBACKS

In the Polls.....5 (BA) | 4 (D1Baseball)
6 (NCBWA) | 4 (PG) | 6 (USA Today)
 Head Coach.....Dave Van Horn
 Career Record.....1,537-721 (38th season)
 Record at Arkansas.....952-481 (24th season)

ON THE MOUND

Florida RHP Russell Sandefer (1-1, 3.97 ERA)

vs.

Arkansas LHP Colin Fisher (2-2, 2.70 ERA)

LEADING OFF

SERIES FINALE AGAINST THE GATORS

- #4 Arkansas looks to salvage the series against Florida and avoid being swept at home for the first time since 2016 Sunday at Baum-Walker Stadium.
- First pitch in the series finale between the Razorbacks and Gators is noon Sunday, March 29, on SEC Network with Dave Neal (play-by-play) and Kyle Peterson (analyst) on the call.

NORM DEBRIYN LEGENDS WEEKEND

- Arkansas players and coaches wore throwback uniforms and caps Friday night in recognition of legendary former Razorback head coach Norm DeBriyn's induction into the College Baseball Hall of Fame.
- DeBriyn, who was inducted into the College Baseball Hall of Fame as part of the 2025 class, is the winningest coach in school history with 1,161 overall wins.
- The uniforms featured a throwback wordmark to Arkansas' jerseys worn in the 1970s, the start of DeBriyn's tenure as head coach, as well as a golden number '23' - DeBriyn's retired number.
- The caps featured Arkansas' original 70s era script A mark on the front and the Angelous Hog logo on the back.
- The uniforms also featured a patch celebrating DeBriyn's induction into the College Baseball Hall of Fame.

HISTORY LESSON

- Arkansas is 39-40 against Florida with an 18-14 record in Fayetteville.
- Under DVH, the Hogs are 32-28 overall and 15-8 in games played at Baum-Walker Stadium against the Gators.
- Coming into the weekend, the Hogs had won back-to-back series against the Gators in Fayetteville (2021 and 2024).
- Before this weekend, Arkansas' last home series loss to Florida came in a sweep during the 2016 campaign.

SEC STARTS

- Entering the weekend, Arkansas was 4-2 in league play after an SEC Opening Weekend series win against Mississippi State (March 13-14) and a series win at South Carolina (March 20-22).
- It marked the ninth consecutive season the Hogs had started 4-2 or better through their first six SEC games.
- Arkansas went 4-2 in 2018, 2023 and 2026, and posted a 5-1 record in 2017, 2019, 2021, 2022, 2024 and 2025.
- Entering Sunday's series finale against Florida, Arkansas is 4-4 through its first eight games of conference play.
- Arkansas will look to salvage the series with a win Sunday and avoid dropping to 4-5 through its first nine SEC games since 2016, when the Hogs started 4-5 before finishing 7-23 in league play.



AMERICA'S CATCHER

- **C Ryder Helfrick** has established himself as one of the best catchers in college baseball after a breakout sophomore season and strong summer with the USA Baseball Collegiate National Team.
- Helfrick entered the 2026 campaign with preseason All-America praise from Baseball America, D1Baseball and NCBWA as well as preseason All-SEC honors from the league's 16 head coaches.
- He has also received preseason watch list consideration for national honors, including Baseball America Player of the Year Award, Bobby Bragan National Collegiate Slugger Award, Buster Posey National Collegiate Catcher of the Year Award and Golden Spikes Award.
- In 2025, the Discovery Bay, Calif., native played in 61 games with 56 starts as a sophomore, slashing .305/.420/.616 with 15 home runs and 38 RBI to help lead Arkansas to the College World Series.
- The Razorbacks' star catcher, who recorded 14 multi-hit games and 11 multi-RBI games in 2025, was even better in SEC play. Helfrick slashed .337/.449/.635 with seven home runs and 21 RBI in 30 games against conference opponents to lead Arkansas to its third consecutive 20-win season in league play (2023, 2024, 2025).
- Defensively, Helfrick was one of the best behind the dish in all of college baseball last year, committing only three errors in 629 total chances (.995 fielding percentage) and throwing out 10-of-45 attempted base stealers (.222 caught stealing percentage).
- Following the season, Helfrick was named to the 26-man roster for the USA Baseball Collegiate National Team, which competed in the 45th USA vs. Japan Collegiate All-Star Series in various locations across Japan. One of three Razorbacks on the squad along with RHP Gabe Gaeckle and LHP Cole Gibler, he became the 25th Hog since 1979 to play for the USA Baseball Collegiate National Team.
- This year, Helfrick has started all 27 of his games played at catcher and is slashing .297/.468/.571 with seven home runs and 21 RBI.
- He leads the team in walks (32) and reached base safely in a team-leading 26 consecutive games to start the 2026 campaign.

GET THE GACK

- **RHP Gabe Gaeckle** has established himself as one of the best arms in college baseball after a strong sophomore season and an eye-catching summer with the USA Baseball Collegiate National Team.
- Gaeckle entered the 2026 campaign with preseason All-America honors from Baseball America and Perfect Game as well as preseason All-SEC praise from the league's 16 head coaches.
- He has also received watch list consideration for Baseball America Pitcher of the Year Award, College Baseball Foundation National Pitcher of the Year Award and Golden Spikes Award.
- In 2025, the Aptos, Calif., native made 19 appearances with nine starts on the mound as a sophomore, posting a 4-2 record with a 4.42 ERA and two saves in 71.1 innings of work to help lead Arkansas to the College World Series for the 12th time in program history.
- Gaeckle racked up 92 strikeouts while limiting opposing hitters to a .235 batting average during the 2025 campaign, turning in his best outing of the year at the College World Series with a career-high 10 strikeouts over six innings of one-run ball in relief against LSU.
- Following the season, Gaeckle was named to the 26-man roster for the USA Baseball Collegiate National Team, which competed in the 45th USA vs. Japan Collegiate All-Star Series in various locations across Japan. One of three Razorbacks on the squad along with LHP Cole Gibler and C Ryder Helfrick, he became Arkansas' second two-time team member in program history (RHP Ryne Stanek in 2011-12).
- This season, Gaeckle has served as Arkansas' Friday starter through his first seven outings. The right-hander owns a 3-2 record with a 3.58 ERA and 38 strikeouts in 32.2 innings of work on the mound.
- Gaeckle logged his first quality start against Stetson (March 6), firing a career long-matching six shutout frames with six strikeouts. He struck out a season-high nine batters over 4.1 innings in his Opening Day start against Oklahoma State (Feb. 13) in Arlington, Texas, at Globe Life Field in the Shriners Children's College Showdown.





THE HAWAIIAN HAMMAH

- **OF Kuhio Aloy**, on the heels of an All-America season in 2025, entered the 2026 campaign as an NCBWA preseason All-American and preseason All-SEC selection by the league's 16 head coaches.
- Playing alongside his older brother Wehiwa, the Golden Spikes Award winner and SEC Player of the Year, in 2025, Kuhio slashed .317/.404/.539 with 13 home runs and a team-high 70 RBI to help lead Arkansas to its 12th College World Series appearance in history.
- The Wailuku, Hawai'i, native, who had 20 multi-hit games and a team-best 19 multi-RBI games, was a semifinalist for the Dick Howser Trophy and earned All-SEC praise at designated hitter.

MR. DIETZ

- **LHP Hunter Dietz**, fully healthy after injury-plagued seasons as a true freshman and redshirt freshman in 2024 and 2025, respectively, is showing why he's one of the top left-handers in college baseball.
- Through his first seven starts of the year, the Trinity, Fla., native is 2-2 with a 4.19 ERA and a team-leading 58 strikeouts in 34.1 innings.
- Dietz has logged a team-high three quality starts this year:
 1) vs. UT Arlington (Feb. 28) - 7.0 IP, 2 H, 0 R, 0 ER, 1 BB, 8 SO
 2) vs. Stetson (March 7) - 6.0 IP, 4 H, 1 R, 0 ER, 0 BB, 12 SO
 3) at South Carolina (March 21) - 6.2 IP, 5 H, 2 R, 2 ER, 2 BB, 12 SO

BIG TUNA

- **LHP Colin Fisher** has blossomed in his Sunday starter role for the Hogs, boasting a 2-2 record with a 2.70 ERA and 38 strikeouts in a 30.0 innings of work on the mound through six starts this season.
- The left-hander has allowed 11 runs (eight earned) on 21 hits and only seven walks while limiting opposing hitters to a miniscule .191 batting average against through his first five outings of the year.
- The Noble, Okla., native, who has logged two quality starts, fanned a career-high 11 batters while allowing just one hit over a career-long eight shutout innings against Xavier (Feb. 22). Fisher was named SEC Pitcher of the Week after recording the first eight-inning complete-game shutout and first eight-inning one-hitter in program history
- Fisher began his campaign with 22.0 consecutive innings pitched without allowing an earned run, the second-longest scoreless streak to start a season by a Razorback pitcher in the Dave Van Horn era:

Pitcher	Season	Innings Pitched
Barrett Astin	2012	22.2
Colin Fisher	2026	22.0
Tyler Wright	2013	20.1
Michael Gunn	2013	20.0
DJ Baxendale	2012	19.2
Chris Oliver	2013	17.2

DUCK COMMANDER

- **INF Camden Kozeal**, after helping lead Arkansas to the College World Series appearance last year, entered the 2026 campaign as a preseason All-American by Baseball America and NCBWA as well as a preseason All-SEC selection by the league's 16 head coaches.
- The Omaha, Neb., native played in 60 games with 55 starts (30 at first base, 25 at second base) and slashed .333/.386/.606 with 15 home runs and 62 RBI in 2025, his first season as a Razorback.
- Kozeal has continued to power the Arkansas offense, slashing .337/.449/.635 with seven home runs and 32 RBI through his first 27 games of the 2026 campaign. He leads the Hogs in nearly every major offensive category: runs (30), hits (35), doubles (8), triples (1), home runs (7), RBI (32), total bases (66), slugging percentage (.635).
- He was named the Brook Wallace Award Shortstop of the Week after leading Arkansas to an SEC road series win at South Carolina.



LHP Hunter Dietz, fully healthy after injury-plagued seasons in both 2024 and 2025, has emerged as one of the best left-handed pitchers in all of college baseball.

MLB PIPELINE TOP 100 PROSPECTS FOR 2026 MLB DRAFT

- A nation-leading four (4) Razorbacks are included in MLB Pipeline's rankings of the top 100 prospects for the 2026 MLB Draft.

Rank	Player	Position
24	Gabe Gaeckle	RHP
29	Ryder Helfrick	C
38	Hunter Dietz	LHP
85	Carson Wiggins*	RHP

*sophomore-eligible

D1BASEBALL TOP 150 COLLEGE PROSPECTS FOR 2026 MLB DRAFT

- A nation-leading seven (7) Razorbacks are included in D1Baseball's rankings of the top 150 college prospects for the 2026 MLB Draft.

Rank	Player	Position
13	Gabe Gaeckle	RHP
17	Ryder Helfrick	C
33	Hunter Dietz	LHP
71	Carson Wiggins*	RHP
83	Kuhio Aloy	OF
84	Maika Niu	OF
86	TJ Pompey	INF

*sophomore-eligible

D1BASEBALL TOP 100 COLLEGE PROSPECTS FOR 2027 MLB DRAFT

- Two (2) Razorbacks are included in D1Baseball's rankings of the top 100 college prospects for the 2027 MLB Draft.

Rank	Player	Position
15	Cole Gibler	LHP
50	Brenton Clark	OF



MACHINE OF CONSISTENCY

- Since the start of the 2017 season, Arkansas is the winningest college baseball program in the country (as of March 29, 2026).

Team	Wins ('17 - '18 - '19 - '20 - '21 - '22 - '23 - '24 - '25 - '26)
Arkansas	402 (45 - 48 - 46 - 11 - 50 - 46 - 43 - 44 - 50 - 19)
Oregon State	391 (56 - 55 - 36 - 5 - 37 - 48 - 41 - 45 - 48 - 20)
LSU	389 (52 - 39 - 40 - 12 - 38 - 40 - 54 - 43 - 53 - 18)
Southern Miss	389 (50 - 44 - 40 - 12 - 40 - 47 - 46 - 43 - 47 - 20)
Tennessee	387 (27 - 29 - 40 - 15 - 50 - 57 - 44 - 60 - 46 - 18)
Florida	380 (52 - 49 - 34 - 16 - 38 - 42 - 54 - 36 - 39 - 22)
East Carolina	370 (32 - 44 - 47 - 13 - 44 - 46 - 47 - 46 - 35 - 16)
Vanderbilt	370 (36 - 35 - 59 - 13 - 49 - 39 - 42 - 38 - 43 - 16)
Dallas Baptist	362 (42 - 42 - 43 - 12 - 41 - 34 - 47 - 45 - 41 - 15)

- Under Dave Van Horn, in his 24rd year as head coach, Arkansas has recorded eight 45-win seasons as well as two 50-win seasons.

Season	Total Wins
2004	45
2012	46
2017	45
2018	48
2019	46
2021	50
2022	46
2025	50

- Excluding the shortened 2020 season, the Razorbacks are the only SEC team, and one of only two teams in the country (also Southern Miss), to record 40-plus wins in each of the last eight full seasons.

Season	Overall Wins	SEC Wins
2017	45	18
2018	48	18
2019	46	20
2021	50	22
2022	46	18
2023	43	20
2024	44	20
2025	50	20

IT JUST MEANS MORE WINS

- Arkansas, winners of a program-record 12 consecutive SEC games in 2025, has won 18 or more SEC games in eight consecutive seasons.
- LSU is the only other team in SEC history to record at least eight consecutive seasons of 18-plus SEC victories (10 from 1996-2005).
- By going 11-1 thru its first 12 SEC games in 2025, Arkansas went 8-4 or better in SEC play for the eighth consecutive seasons (2017-present).
- It represents the best stretch of starting 8-4 or better in SEC play by a team since LSU did so in eight consecutive seasons from 1991-98.

THE BIG TWO-0

- Arkansas has finished with 20 or more SEC victories in a season six times in program history, including five times under Dave Van Horn.

Year	SEC Record (Finish)
1999	22-8 (SEC overall champions)
2019	20-10 (SEC Western Division champions)
2021	22-8 (SEC overall champions)
2023	20-10 (SEC overall champions)
2024	20-10 (SEC Western Division champions)
2025	20-10 (2nd overall)

- Arkansas hit the 20-win mark in SEC play for the third consecutive seasons in 2025, becoming the first SEC team in history to win 20 or more league games in five of six seasons. Arkansas is one of three SEC teams in history along with Tennessee (1993-95) and LSU (1996-98) to record three consecutive 20-win seasons in league play.

GONE STREAKING

- Arkansas has recorded 11 winning streaks of 10 or more games since head coach Dave Van Horn took over at the helm of the program.

Winning Streak	Dates
16	March 7, 2020-March 13, 2021
15	Feb. 25-March 22, 2024
15	March 1-28, 2023
13	April 3-23, 2010
12	Feb. 14-March 11, 2025
12	March 5-25, 2022
12	Feb. 11-March 8, 2005
11	March 26-April 12, 2024
10	May 16-June 5, 2021
10	March 4-21, 2012
10	Feb. 11-March 5, 2003

- The Razorbacks' 15-game winning streaks in 2023 and 2024 were their longest in-season winning streak of the Van Horn era.
- They were also the longest in-season winning streaks in program history since the Hogs won the first 18 games of the 1996 season.

MIDWEEK MAGIC

- Arkansas is 6-1 in midweek games in the 2026 campaign with wins over Tarleton State (Feb. 16), Arkansas State (Feb. 25), Oral Roberts (March 3), Northern Colorado (March 17-18) and UCA (March 24).
- The Hogs, who finished 11-1 in midweek games in 2025, had won 18 consecutive midweek matchups before their streak was snapped in a 14-13 extra-inning loss against Missouri State on March 25, 2025.
- Arkansas has gone unbeaten in midweeks twice in the DVH era.
- In 2024 (12-0), the Hogs secured midweek wins against Grambling, UCA, Oral Roberts, Little Rock, Arkansas State and UAPB as well as three two-game midweek series sweeps over San Jose State, Texas Tech and Missouri State to finish with a perfect 12-0 midweek record.
- In 2005 (9-0), Dave Van Horn's third season, Arkansas picked up midweek wins against Centenary (2), Missouri State (2), Northern Colorado (2), Oral Roberts (2) and Oklahoma State (1).



HISTORY MADE AT HOME

- Arkansas maintains an overall record of 747-254 (.748) in Baum-Walker Stadium's 31-year history. The 2025 campaign marked the 30th season in the history of the stadium, which opened in 1996.
- With a win against Creighton in last year's NCAA Fayetteville Regional, the Razorbacks won their 35th game of the season inside the friendly confines of Baum-Walker Stadium, breaking their single-season program record of 34 home wins set in 2018 and 2024.
- After sweeping Tennessee in last year's NCAA Fayetteville Super Regional, Arkansas finished 2025 with 37 wins at Baum-Walker Stadium, the most home wins in a season in program history.
- Excluding 2020, Arkansas has won 28 or more home games in eight straight seasons, including a program-best 37 wins in 2025.

Year	Home Record	Overall Record (Postseason)
2017	29-8	45-19 (Regional)
2018	34-4	48-21 (College World Series)
2019	33-7	46-20 (College World Series)
2021	30-8	50-13 (Super Regional)
2022	28-7	46-21 (College World Series)
2023	32-6	43-18 (Regional)
2024	34-5	44-16 (Regional)
2025	37-4	50-13 (College World Series)

HOME SWEET BAUM-WALKER

- In order of winning percentage, here are the Razorbacks' top records at home since Baum-Walker Stadium opened in 1996.

Year	Home Record	Winning Percentage
2025	37-4	.902
2018	34-4	.895
2024	34-5	.872
2023	32-6	.842
2019	33-7	.825
2004	31-7	.816
2022	28-7	.800

J.B. & JOHNELLE HUNT FAMILY BASEBALL DEVELOPMENT CENTER

- The J.B. & Johnelle Hunt Family Baseball Development Center is a \$27-million, 49,000-square foot baseball performance facility, providing players with an expanded locker room, team meeting room, strength & conditioning center, training room, nutrition center, pitching development center and an in-venue batting tunnel.
- The one-of-a-kind facility, which opened ahead of the 2022 campaign, sits in the right-field corner of Baum-Walker Stadium.
- It also includes a tunnel to connect the facility to the first-base dugout and postgame press conference room.

PROHOGS

- Six (6) Razorbacks were on 2026 Major League Baseball Opening Day rosters as the 2026 campaign got underway on Thursday, March 26.

Player	Team	Draft Year
Jalen Beeks	Texas Rangers	2014
Andrew Benintendi	Chicago White Sox	2015
Heston Kjerstad	Baltimore Orioles	2020
James McCann	Arizona Diamondbacks	2011
Ryne Stanek	St. Louis Cardinals	2013

- Six (6) Razorbacks have won a World Series championship. RHP Ryne Stanek is the most recent ProHog to accomplish the feat, doing so with the Houston Astros during the 2022 MLB season.

Player	Team	Year
Dick Hughes	St. Louis Cardinals	1967
Eric Hinske (2x)	Boston Red Sox	2007
	New York Yankees	2009
Dallas Keuchel	Houston Astros	2017
Andrew Benintendi	Boston Red Sox	2018
Drew Smyly	Atlanta Braves	2021
Ryne Stanek	Houston Astros	2022

MLB DRAFT FACTS

- Arkansas has had a player selected in each of the past 51 MLB drafts dating back to 1975. The Hogs have had double-digit players selected in a draft on four occasions: 1985 (10), 2013 (11), 2018 (11) and 2025 (11).
- In 2025, a program-record four Razorbacks heard their names called in the first round of the MLB draft - RHP Gage Wood (No. 26 overall, Philadelphia Phillies), INF Wehiwa Aloy (No. 31 overall, Baltimore Orioles), LHP Zach Root (No. 40 overall, Los Angeles Dodgers) and OF Charles Davalan (No. 41 overall, Los Angeles Dodgers).
- Since Nate Thompson's first season as the Razorbacks' recruiting coordinator in 2018, no school in the country has had more overall draft selections than Arkansas (64).
- Under Matt Hobbs, Arkansas has had 30 pitchers selected in the MLB draft, including 22 pitchers taken in the first 10 rounds, since 2019.





Arkansas pitching coach **Matt Hobbs** has developed 10 All-Americans, 10 All-SEC honorees and 30 MLB draft picks since joining the program prior to the 2019 season.

MATT HOBBS: 2024 DIBASEBALL ASSISTANT COACH OF THE YEAR

- Arkansas assistant coach Matt Hobbs is nationally regarded as one of the best pitching minds in all of college baseball.
- Hobbs, now in his eighth season as pitching coach in 2026, was named the 2024 DIBaseball Assistant Coach of the Year after guiding his staff to a historic and record-breaking campaign in 2024.
- Since joining Arkansas as the pitching coach prior to the 2019 campaign, Hobbs has helped develop:

- 1 Golden Spikes Award winner
- 1 Dick Howser Trophy winner
- 10 All-Americans
- 10 All-SEC honorees, including 2 SEC pitchers of the year
- 30 MLB draft selections, including 22 top 10 rounders

- RHP Kevin Kopps emerged as the best player in the country in 2021, winning both the Golden Spikes Award and Dick Howser Trophy. LHP Hagen Smith was the unanimous national pitcher of the year in 2024.
- With Hobbs' help, Smith solidified his status as one of the greatest pitchers in Razorback history, concluding his career as the program's all-time strikeout king and single-season strikeout leader, and departing as the highest-drafted pitcher in school history when he was selected fifth overall by the Chicago White Sox in the 2024.
- Since Hobbs joined the Razorback coaching staff, Arkansas has made three trips to the College World Series (2019, 2022, 2025), clinched a pair of overall SEC championships (2021, 2023) and captured four SEC Western Division titles (2019, 2021, 2023, 2024).
- Additionally, the Hogs won Collegiate Baseball's national recruiting championship for the first time in program history in 2023 as Arkansas' star-studded recruiting class was named the nation's best.



Arkansas is one of only four schools in college baseball history as well as the only SEC program to claim three or more Golden Spikes Award winners.

GOLDEN HOGS

- In 2025, INF Wehiwa Aloy was named the 47th winner of the Golden Spikes Award, which recognizes the top amateur baseball player in the United States based on their athletic ability, sportsmanship, character and overall contribution to the sport.
- Aloy, the first Hawaiian-born player to win the Golden Spikes Award and the first player born outside the U.S. mainland to accomplish the feat, became Arkansas' third award winner in program history, joining OF Andrew Benintendi (2015) and RHP Kevin Kopps (2021).
- Arkansas is one of four schools in college baseball history and the only SEC team with three-plus Golden Spikes Award winners: Florida State (4), Arizona State (3), **Arkansas (3)**, Cal State Fullerton (3).
- Since 2015, Arkansas is the only school in the country with multiple Golden Spikes Award winners (3).
- Aloy started all 65 games at shortstop last season and turned in one of the best offensive campaigns in Razorback history, leading the team in nearly every major category: slugging (.673), on-base plus slugging (1.107), hits (93), runs (81), doubles (19), triples (2), home runs (21), extra-base hits (42), multi-hit games (30), total bases (179).
- Aloy, playing alongside his younger brother Kuhio, finished second on the Razorbacks in batting average (.350), RBI (68), multi-RBI games (18), hit-by-pitches (10) and stolen bases (9). His numbers in total bases (No. 3), home runs (No. 4), runs scored (No. 4), extra-base hits (No. 5) and hits (No. 6) all finished ranked among the top 10 in the program's single season record book. Defensively, Aloy dazzled with just five errors in 229 total chances (.978 fielding percentage) while helping turn 31 double plays during the 2025 campaign.
- Aloy's historic season was capped off by a semifinal run with the 50-win Razorbacks in the College World Series, their 12th trip in program history and first since 2022.



BAUM-WALKER STADIUM RECORDS

13,472

SINGLE-GAME ATTENDANCE (2018)

10,376

SINGLE-SEASON AVERAGE (2022)

407,196

SINGLE-SEASON TICKETS (2025)

747

WINS AT BAUM-WALKER STADIUM

34,796

3-GAME SERIES ATTENDANCE (2022)

ARKANSAS YEAR-BY-YEAR RESULTS AT BAUM-WALKER STADIUM

1996 6-3 (.667)	1997 26-7 (.788)	1998 22-9 (.710)	1999 26-7 (.788)	2000 15-19 (.441)	2001 19-6 (.760)	2002 18-12 (.600)	2003 22-8 (.733)	2004 31-8 (.795)	2005 19-9 (.679)
2006 21-8 (.724)	2007 23-10 (.697)	2008 24-9 (.727)	2009 21-12 (.636)	2010 29-9 (.763)	2011 24-7 (.774)	2012 28-8 (.778)	2013 24-9 (.727)	2014 25-10 (.714)	2015 23-12 (.657)
2016 19-14 (.576)	2017 29-8 (.784)	2018 34-4 (.895)	2019 33-7 (.825)	2020 11-2 (.846)	2021 30-8 (.790)	2022 28-7 (.800)	2023 32-6 (.842)	2024 34-5 (.872)	2025 37-4 (.902)
2026 14-7 (.667)									

Top 20 All-Time Crowds (tickets sold/distributed)

1. USC	13,472	March 3, 2018
2. Mississippi State	12,589	April 25, 2015
3. South Alabama	12,006	March 7, 2020
4. LSU	11,827	April 8, 2017
5. Tennessee	11,787	April 26, 2019
6. Vanderbilt	11,772	May 13, 2022
7. Vanderbilt	11,761	May 14, 2022
8. Auburn	11,742	April 26, 2014
9. Ole Miss	11,736	April 30, 2022
10. LSU	11,714	May 10, 2019
11. Ole Miss	11,651	April 29, 2022
12. Tennessee	11,594	April 27, 2019
13. Mississippi State	11,548	April 1, 2022
14. Mississippi State	11,522	April 2, 2022
15. LSU	11,462	April 9, 2011
16. Arizona State	11,434	April 8, 2009
17. Mississippi State	11,415	April 3, 2022
18. Ole Miss	11,409	May 1, 2022
19. Ole Miss*	11,383	June 9, 2019
20. Ole Miss*	11,350	June 8, 2019

* - NCAA Super Regional; ^ - NCAA Regional

Top 20 All-Time Crowds (actual)

1. Missouri State*	12,167	June 6, 2015
2. Missouri State*	11,869	June 5, 2015
3. South Carolina*	11,722	June 9, 2018
4. Missouri State*	11,694	June 7, 2015
5. South Carolina*	11,481	June 10, 2018
6. South Carolina*	11,217	June 11, 2018
7. LSU	11,103	April 9, 2011
8. Arizona State	11,014	April 8, 2009
9. Oral Roberts^	11,088	June 2, 2017
10. LSU	10,987	April 8, 2017
11. Mississippi State	10,837	April 25, 2015
12. Mississippi State	10,784	April 16, 2011
13. USC	10,732	March 3, 2018
14. LSU	10,581	May 5, 2007
15. Texas A&M	10,477	April 20, 2013
16. Missouri State^	10,369	June 3, 2017
17. Missouri State^	10,273	June 5, 2017
18. Central Michigan	10,219	Feb. 20, 2016
19. Auburn	10,217	April 26, 2014
20. Southern Miss^	10,213	June 2, 2018

* - NCAA Super Regional; ^ - NCAA Regional

2025 NCAA TOTAL HOME ATTENDANCE LEADERS

Team	Average	Total	Games
1. LSU	11,186	458,606	41
2. Arkansas	9,932	407,196	41
3. Ole Miss	9,566	344,364	36
4. Mississippi State	11,000	330,009	30
5. South Carolina	7,183	251,414	35
6. Texas	7,164	250,754	35
7. Tennessee	5,596	235,035	42
8. Florida	6,303	226,903	36
9. Texas A&M	6,076	206,577	34
10. Auburn	5,603	201,703	36
11. Florida State	5,514	187,484	34
12. Clemson	5,028	181,023	36
13. Southern Miss	5,080	177,807	35
14. Hawaii	3,929	137,509	35
15. East Carolina	4,515	135,461	30
16. Vanderbilt	3,610	129,977	36
17. North Carolina	3,334	126,694	38
18. Virginia	4,482	125,499	28
19. Alabama	3,857	123,434	32
20. Arizona State	3,365	121,141	36



SERIES HISTORY

INSIDE THE SERIES (SINCE 1947): FLORIDA

Overall Series Record: 39-40
Record in Fayetteville, Ark.: 18-14
Record in Gainesville, Fla.: 14-22
Record at Neutral Sites: 7-4

IN THE DVH ERA (2003-PRESENT): FLORIDA

Overall Series Record: 32-28
Record in Fayetteville, Ark.: 15-8
Record in Gainesville, Fla.: 11-16
Record at Neutral Sites: 6-4

Previous 10 meetings (Florida leads, 7-3)

Table with 4 columns: DATE, SITE, W/L, SCORE. Lists 10 recent meetings between Florida and Arkansas.

BOX SCORE FROM PREVIOUS MEETING



2026 Arkansas Baseball
Florida at #4 Arkansas
Mar 28, 2026 at Fayetteville, Ark. (Baum-Walker Stadium)



Florida 7 (22-6,5-3 SEC)

Arkansas 4 (19-9,4-4 SEC)

Box score table with columns for Player, ab, r, h, rbi, bb, so, po, a, lob for both teams.

Score by Innings table with columns 1-9, R, H, E for both teams.

E - Lawson 2(8); Miller(4). DP - Arkansas 1. LOB - Florida 11; Arkansas 8. 2B - Bowen(6); Cyr(8); Turner(1). HR - Stanford(3). HBP - Strayer; Wilson. SH - Cyr(1). SF - Helfrick(3). SB - Ruiz(8); Souza(7); Aloy(4). CS - Cyr(1).

Pitching stats table with columns ip, h, r, er, bb, so, ab, bf, np for Florida and Arkansas pitchers.

Win - Barberi (3-2). Loss - Eaves (3-1). Save - Whritenour (4).
WP - King(2); Barberi 2(4); Whritenour(3); Dietz 2(4). HBP - by Dietz (Strayer); by Eaves (Wilson). BK - Eaves(1).
Inherited runners/scored: Barberi 2/0; Whritenour 2/1; Eaves 1/1; Kircher 1/0; Briscoe 2/0; DeCremer 3/2.
Pitches/strikes: King 75/46; Barberi 53/35; Whritenour 34/23; Dietz 88/48; Eaves 18/11; Dossett 24/11; Kircher 17/8; Briscoe 4/0; DeCremer 7/4; Coil 11/9.

Umpires - HP: Richard Riley 1B: Jeff Wright 2B: Jason Millsap 3B: Kevin Sweeney
Start: 1:02 pm Time: 3:11 Attendance: 9847
Weather: Mid 50s and sunny, 10 mph W
Dietz faced 1 batter in the 5th.
Kircher faced 2 batters in the 8th.
Briscoe faced 1 batter in the 8th.
Barberi faced 2 batters in the 8th.



HONORS & AWARDS

OF Kuhio Aloy

NCBWA Preseason All-American (Third Team)
Coaches Preseason All-SEC (Second Team)

INF Carson Brumbaugh

D1Baseball Preseason SEC Freshman of the Year
Perfect Game Preseason SEC Freshman of the Year
Baseball America Preseason Freshman of the Year Award Watch List

LHP Parker Coil

NCBWA Stopper of the Year Award Preseason Watch List

LHP Colin Fisher

SEC Pitcher of the Week (Feb. 23)
NCBWA National Co-Pitcher of the Week (Feb. 24)
College Baseball Foundation National Pitcher of the Year Award Watch List

RHP Gabe Gaeckle

Baseball America Preseason All-American (First Team)
Perfect Game Preseason All-American (Second Team)
Coaches Preseason All-SEC (Second Team)
Perfect Game Preseason All-SEC (First Team)
Golden Spikes Award Preseason Watch List
Baseball America Preseason College Pitcher of the Year Award Watch List
College Baseball Foundation National Pitcher of the Year Award Watch List

C Ryder Helfrick

Baseball America Preseason All-American (Second Team)
D1Baseball Preseason All-American (First Team)
NCBWA Preseason All-American (Second Team)
Coaches Preseason All-SEC (First Team)
Golden Spikes Award Preseason Watch List
Baseball America Preseason College Player of the Year Award Watch List
Bobby Bragan National Collegiate Slugger Award Watch List
Buster Posey National Collegiate Catcher of the Year Award Preseason Watch List

INF Camden Kozeal

Baseball America Preseason All-American (Third Team)
NCBWA Preseason All-American (First Team)
Coaches Preseason All-SEC (First Team)
Baseball America National Team of the Week (Week 2)
Brooks Wallace Award Shortstop of the Week (March 24)

OF Maika Niu

Perfect Game Preseason All-American (Third Team)
Perfect Game Preseason All-SEC (First Team)

RHP Carson Wiggins

Baseball America Preseason All-American (First Team)
NCBWA Stopper of the Year Award Preseason Watch List



A nation-leading four Razorbacks, including **Gabe Gaeckle** (first team), **Carson Wiggins** (first team), **Ryder Helfrick** (second team) and **Camden Kozeal** (third team), were named preseason All-Americans by Baseball America. Baseball America's preseason All-America teams are voted on and selected by scouting departments of MLB organizations.



STANDINGS

Table with 13 columns: Team, SEC, Pct., GB, All, Pct., Home, Away, Neutral, Top 25, Top 10, L10, Streak. Rows include Texas, Georgia, Mississippi State, Alabama, Florida, Kentucky, Arkansas (bolded), Auburn, Texas A&M, Vanderbilt, Oklahoma, LSU, Ole Miss, Tennessee, Missouri, and South Carolina.

SCHEDULE/RESULTS

Tuesday, March 24

Kennesaw State 10, at #4 Georgia 7
#22 Florida 5, #8 Florida State 0 (Jacksonville, Fla.)
at #21 Tennessee 4, USC Upstate 2
at #19 Kentucky 14, Murray State 4 (7 inn.)
#9 North Carolina 9, South Carolina 1 (Charlotte, N.C.)
#22 Alabama 6, Austin Peay 2 (Huntsville, Ala.)
at #4 Arkansas 15, Central Arkansas 2 (7 inn.)
#5 Auburn 10, South Alabama 0 (8 inn. / Montgomery, Ala.)
at Memphis 6, #17 Ole Miss 2
at #4 Mississippi State 12, #11 Southern Miss 0 (7 inn.)
at #24 Texas A&M 5, Houston Christian 1
at Vanderbilt 15, Tennessee Tech 5 (8 inn.)
at LSU 15, Louisiana Tech 5 (8 inn.)
at Houston 9, #2 Texas 7
Missouri 5, Illinois 1 (O'Fallon, Mo.)

Wednesday, March 25

at Lindenwood 10, Missouri 4

Thursday, March 26

at #2 Texas 14, #7 Oklahoma 0 (7 inn.)

Friday, March 27

*at #4 Georgia 5, South Carolina 2
*at #22 Alabama 11, #5 Auburn 1 (8 inn.)
**#22 Florida 9, at #4 Arkansas 4
**#24 Texas A&M 11, at Missouri 9
**#19 Kentucky 7, at LSU 4
**#4 Mississippi State 5, at #17 Ole Miss 4
*at #2 Texas 4, #7 Oklahoma 3 (10 inn.)
*at Vanderbilt 3, #21 Tennessee 2 (10 inn.)

Saturday, March 28

#22 Florida 7, at #4 Arkansas 4
*at #4 Georgia 3, South Carolina 1
*at Vanderbilt 6, #21 Tennessee 5 (16 inn.)
**#4 Mississippi State 6, at #17 Ole Miss 1
*at LSU 7, #19 Kentucky 0
**#24 Texas A&M 14, at Missouri 6
*at #2 Texas 5, #7 Oklahoma 4 (10 inn.)
at #22 Alabama 3, #5 Auburn 2

Sunday, March 29

**#21 Tennessee at Vanderbilt - 12 p.m. [ESPN2]
**#22 Florida at #4 Arkansas - 1 p.m. [SECN]
*South Carolina at #4 Georgia - 1 p.m. [SECN+]
**#19 Kentucky at LSU - 1 p.m. [SECN+]
**#5 Auburn at #22 Alabama - 2 p.m. [SECN+]
**#24 Texas A&M at Missouri - 2 p.m. [SECN+]
**#4 Mississippi State at #17 Ole Miss - 4 p.m. [SECN]

Next Weekend In The SEC (April 2-5)

*Alabama at Oklahoma - Thursday-Saturday series
*Arkansas at Auburn - Thursday-Saturday series
*Ole Miss at Florida - Thursday-Saturday series
*Georgia at Mississippi State - Thursday-Saturday series
*Texas at South Carolina - Thursday-Saturday series
*Vanderbilt at Texas A&M - Thursday-Saturday series
*Missouri at Kentucky
*LSU at Tennessee

All times Eastern; Rankings reflect highest among major polls; *SEC game

ACTIVE CAREER LEADERS

Hits		Walks	
1. Zach Yorke*, LSU	219	1. Zach Yorke*, LSU	143
2. Daniel Pacella*, Ole Miss	218	2. Mike Mancini*, Vanderbilt	121
Kolby Branch*, Georgia	218	3. Kolby Branch*, Georgia	120
4. Luke Lawrence*, Kentucky	217	4. Talmadge LeCroy, South Carolina	116
5. Tyler Cerny*, Kentucky	209	5. Lucas Steele*, Auburn	104
6. Blake Bevis*, Mississippi State	202	6. Will Furniss, Ole Miss	102
7. Zack Stewart*, Arkansas	200	7. Michael O'Shaughnessy*, Georgia	96
8. Gehrig Frei*, Mississippi State	196	Damian Ruiz*, Arkansas	96
Bryce Chance, Mississippi State	196	9. Ryan Black*, Georgia	89
10. Mike Mancini*, Vanderbilt	195	10. Blake Cyr*, Florida	88
		Steven Milam, LSU	88
Triples		Saves	
1. Maika Niu*, Arkansas	9	1. Jackson Cleveland*, Oklahoma	14
2. Aiden Robbins*, Texas	8	2. Bryce Calloway*, Georgia	13
3. Mike Mancini*, Vanderbilt	7	Ethan Harden*, Auburn	13
Ethan Mendoza*, Texas	7	Ryan Hetzler*, Auburn	13
Ethan Lizama*, South Carolina	7	5. Jacob Faulkner*, Vanderbilt	12
Brennan Holt*, Alabama	7	Kaden Humphrey*, Alabama	12
7. Luke Lawrence*, Kentucky	6	Bo Rhudy*, Tennessee	12
Tyler Cerny*, Kentucky	6	8. Ian Lohse, Missouri	10
Caden Sorrell, Texas A&M	6	9. Gabe Gaeckle, Arkansas	9
Steven Milam, LSU	6	10. Miller Green, Vanderbilt	8
		Zac Cowan*, LSU	8
		Juan Vargas*, Texas A&M	8
Home Runs		Strikeouts	
1. Daniel Pacella*, Ole Miss	52	1. Hunter Elliott, Ole Miss	260
2. Zack Stewart*, Arkansas	48	2. Zac Cowan*, LSU	252
Kolby Branch*, Georgia	48	3. Matt Scott*, Georgia	251
4. Blake Bevis*, Mississippi State	43	4. Ruger Riojas*, Texas	250
5. Michael O'Shaughnessy*, Georgia	41	5. Caden Aoki*, Georgia	235
Daniel Jackson*, Georgia	41	6. Liam Peterson, Florida	221
7. Justin Lebron, Alabama	40	7. Evan Blanco*, Tennessee	205
8. Lucas Steele*, Auburn	39	8. Connor Fennell*, Vanderbilt	193
Judd Utermark, Ole Miss	39	9. Gabe Gaeckle, Arkansas	187
10. Brayden Simpson*, LSU	37	10. Teddy Brennan*, Georgia	173
Blake Cyr*, Florida	37		
RBI		<i>* - Indicates stats from a previous non-SEC school are included</i>	
1. Daniel Pacella*, Ole Miss	190		
2. Michael O'Shaughnessy*, Georgia	172		
3. Zach Yorke*, LSU	169		
4. Kolby Branch*, Georgia	168		
5. Lucas Steele*, Auburn	165		
6. Zack Stewart*, Arkansas	157		
7. Blake Bevis*, Mississippi State	155		
8. Daniel Jackson*, Georgia	143		
9. Tyler Cerny*, Kentucky	142		
10. Brayden Simpson*, LSU	141		

A ||| QUICK FACTS

GENERAL INFORMATION

Location.....	Fayetteville, Ark.
Founded.....	1871
Enrollment.....	34,000
Nickname.....	Razorbacks
School Colors.....	Cardinal (PMS 201) and White
Conference.....	Southeastern (SEC)
System President.....	Jay B. Silveria (Air Force, 1985)
Chancellor.....	Dr. Charles Robinson (Houston, 1987)
Athletics Director.....	Hunter Yurachek (Guilford, 1990)
Faculty Athletic Rep.....	Paul Adams (LSU, 1992)
Athletics Website.....	ArkansasRazorbacks.com
Athletic Department Phone.....	(479) 575-6533
Ticket Office Phone.....	(479) 575-5151

BAUM-WALKER STADIUM

Home Facility.....	Baum-Walker Stadium at George Cole Field
Capacity.....	11,121 (8,237 Chairbacks)
All-Time Record.....	747-254 (31 seasons, .748)
Largest Crowd (actual).....	12,167 vs. Missouri State (June 6, 2015)
Stadium Opening.....	April 13, 1996
Dedication.....	May 3, 1996
Field Dimensions.....	LL - 320, LC - 375, CF - 400, RC - 365, RL - 312
Surface.....	Hybrid Bermuda grass

COACHES & SUPPORT STAFF

Head Coach.....	Dave Van Horn (Arkansas, 1988)
Record at Arkansas.....	952-481 (24 seasons, .666)
Overall Division I Record.....	1,272-638 (32 seasons, .667)
Overall as a Head Coach.....	1,537-721 (38 seasons, .682)
DI Postseason Appearances (Total/at Arkansas).....	25/21
College World Series Appearances (Total/at Arkansas).....	10/8
(Neb: 2001, 2002; Ark: 2004, 2009, 2012, 2015, 2018, 2019, 2022, 2025)	
Assistant Coach/Recruiting Coordinator.....	Nate Thompson (Dallas Baptist, 2006)
Assistant Coach.....	Matt Hobbs (Missouri, 2002)
Assistant Coach.....	Bobby Wernes (Arkansas, 2018)
Student Assistant Coach.....	Hudson Polk (Arkansas, 2024)
Director of Operations.....	Clay Goodwin (Arkansas, 2005)
Director of Strength & Conditioning.....	Hunter Bell (Arkansas-Monticello, 2018)
Director of Pitching Development.....	Zach Barr (Arkansas, 2017)
Director of Baseball Analytics.....	DJ Baxendale (Arkansas, 2019)
Athletic Trainer.....	Corey Wood (East Carolina, 2008)
Equipment Manager.....	Mark Taylor (Ouachita Baptist, 1988)
Strength & Conditioning Assistant.....	Rocco Peppi (Fresno State, 2024)
Analytics Assistant.....	John McElroy (Arkansas, 2023)
Quality Control Coach.....	Matthew Schluterman (Arkansas, 2024)
Student Managers.....	Tyler McNeil, Anthony Sanchez, Crew Tidwell, Trip Wright
Bullpen Catcher.....	Hayden Schnitker
Analytics Intern.....	Jackson Handler
Sports Information Director.....	Oliver Grigg (Tulane, 2017)
Academics Director.....	Jonathan Burgess (Central Arkansas, 2015)
Sport Administrator.....	Dan Trump (Arkansas, 1992)
Administrative Assistant.....	Kelly Moore (Arkansas, 2004)

HISTORY

First Year of Arkansas Baseball.....	1897
Years of Varsity Baseball at Arkansas.....	104
(1897, 1901-03, 05, 08-16, 19-20, 22-29, 47-2026)	
All-Time Program Record.....	2,505-1,501-6 (.625)
All-Time Conference Record/Years.....	SEC: 521-447 (.540)/34
SWC: 249-190 (.567)/23	
Combined: 770-637 (.548)/57	
Conference Titles/Years.....	SEC Overall: 4/1999, 2004, 2021, 2023
SEC Western Division: 9/1999, 2004, 2007, 2011, 2018, 2019, 2021, 2023, 2024	
SWC: 2/1989, 1990	
Conference Tournament Record/Years.....	SEC: 40-48 (.455)/29
SWC: 18-25 (.419)/14	
Combined: 58-73 (.443)/43	
Conference Tournament Titles/Years.....	SEC: 1/2021
SWC: 1/1985	
NCAA Postseason Appearances.....	36
(1973, 79-80, 83, 85-90, 95-96, 98-99, 2002-15, 2017-19, 2021-25)	
NCAA Postseason Record.....	110-81 (.576)
College World Series Appearances.....	12
(1979, 1985, 1987, 1989, 2004, 2009, 2012, 2015, 2018, 2019, 2022, 2025)	
College World Series Record.....	20-24 (.455)
NCAA Super Regional Appearances.....	11
(2002, 2004, 2009, 2010, 2012, 2015, 2018, 2019, 2021, 2022, 2025)	
NCAA Super Regional Record.....	18-10 (.643)
NCAA Regional Appearances.....	35
NCAA Regional Record.....	72-47 (.605)
Overall NCAA Regional Hosts.....	11
(1999, 2004, 2006-07, 2010, 2017-19, 2021, 2023-25)	
Best NCAA Finish.....	1979 & 2018 National Runner-Up

TEAM INFORMATION

2025 Overall Record.....	50-15
Home.....	37-4
Away.....	8-7
Neutral.....	5-4
SEC Record.....	20-10
SEC Finish.....	2nd
SEC Tournament.....	T-5th
Postseason.....	College World Series
Lettermen Returning/Lost.....	13/19
Position Starters (including DH) Returning/Lost.....	3/5
Pitchers Returning/Lost.....	8/8
Newcomers/Redshirts.....	22/4

TOP RETURNING POSITION PLAYERS


Kuhio Aloy.....	OF	Jr.	.317/.404/.539, 52 R, 15 2B, 13 HR, 70 RBI
Ryder Helfrick.....	C	So.	.305/.420/.616, 47 R, 10 2B, 15 HR, 38 RBI, 3 SB
Camden Kozeal.....	INF	Jr.	.333/.386/.539, 49 R, 18 2B, 15 HR, 62 RBI, 2 SB
Reese Robinett.....	INF	R-Jr.	.260/.400/.438, 16 R, 4 2B, 3 HR, 13 RBI, 1 SB
Nolan Souza.....	INF	So.	.250/.374/.427, 24 R, 5 2B, 4 HR, 22 RBI, 9 SB

TOP RETURNING PITCHERS

Parker Coil.....	LHP	Sr.	3-0, 1.27 ERA, 21.1 IP, 24 SO, 1 SV
Hunter Dietz.....	LHP	R-So.	0-0, 54.00 ERA, 0.2 IP, 2 SO
Steele Eaves.....	RHP	So.	1-0, 1.86 ERA, 9.2 IP, 10 SO
Colin Fisher.....	LHP	Jr.	3-0, 4.62 ERA, 25.1 IP, 31 SO
Gabe Gaeckle.....	RHP	So.	4-2, 4.42 ERA, 71.1 IP, 92 SO, 2 SV
Cole Gibler.....	LHP	So.	3-2, 3.99 ERA, 29.1 IP, 57 SO, 1 SV
Tate McGuire.....	RHP	Jr.	3-2, 4.55 ERA, 27.2 IP, 24 SO, 1 SV
Carson Wiggins.....	RHP	So.	1-1, 3.21 ERA, 14.0 IP, 20 SO, 3 SV

TOP NEWCOMERS

Mark Brissey.....	RHP	Fr.	Batesville, Ark. (Fayetteville HS)
Carson Brumbaugh.....	INF	Fr.	Edmond, Okla. (Edmond Santa Fe HS)
James DeCremer.....	RHP	R-So.	Phoenix, Ariz. (Oregon State)
Jackson Kircher.....	RHP	So.	Little Rock, Ark. (Oklahoma)
Ethan McElvain.....	LHP	Jr.	Thompson's Station, Tenn. (Vanderbilt)
Maika Niu.....	OF	Sr.	Mechanicsburg, Pa. (Marshall)
TJ Pompey.....	INF	Jr.	Coppell, Texas (Texas Tech)
Damian Ruiz.....	OF	R-Jr.	Livingston, Texas (Lamar)
Landon Schaefer.....	INF	Fr.	Fayetteville, Ark. (Fayetteville HS)
Zack Stewart.....	OF	Sr.	Lebanon, Mo. (Missouri State)
Christian Turner.....	OF	Fr.	Haughton, La. (Haughton HS)



Arkansas catcher **Ryder Helfrick** slashed .305/.420/.616 with 15 home runs and 38 RBI in 2025 to help power the Hogs to their 12th College World Series appearance in program history.



Baseball America

March 23

1. UCLA
2. Texas
3. Georgia Tech
4. Georgia
- 5. Arkansas**
6. Auburn
7. Oklahoma
8. Mississippi State
9. Virginia
10. Florida State
11. North Carolina
12. Southern California
13. Oregon State
14. NC State
15. West Virginia
16. Southern Miss
17. Ole Miss
18. Arizona State
19. Oregon
20. Tennessee
21. Kentucky
22. Alabama
23. Coastal Carolina
24. Clemson
25. Cincinnati

D1Baseball

March 23

1. UCLA
2. Texas
3. Georgia Tech
- 4. Arkansas**
5. Auburn
6. Mississippi State
7. Georgia
8. Oklahoma
9. Virginia
10. Florida State
11. Southern Miss
12. Southern California
13. North Carolina
14. NC State
15. Coastal Carolina
16. Oregon State
17. West Virginia
18. Ole Miss
19. Kentucky
20. Oregon
21. Tennessee
22. Arizona State
23. Notre Dame
24. Nebraska
25. Texas A&M

NCBWA

March 23

1. UCLA
2. Texas
3. Georgia Tech
4. Mississippi State
5. Auburn
- 6. Arkansas**
7. Georgia
8. Florida State
9. North Carolina
10. Oklahoma
11. Virginia
12. USC
13. Southern Miss
14. Oregon State
15. West Virginia
16. Coastal Carolina
17. NC State
18. Oregon
19. Kentucky
20. Ole Miss
21. Arizona State
22. Florida
23. Tennessee
24. Clemson
25. Alabama

Perfect Game

March 23

1. UCLA
2. Texas
3. Georgia Tech
- 4. Arkansas**
5. USC
6. Mississippi State
7. Auburn
8. Georgia
9. Virginia
10. Florida State
11. Oklahoma
12. Southern Miss
13. Oregon
14. North Carolina
15. Oregon State
16. NC State
17. Arizona State
18. West Virginia
19. Ole Miss
20. Kentucky
21. Tennessee
22. Nebraska
23. USF
24. Coastal Carolina
25. Jacksonville State

USA Today Coaches

March 23

1. UCLA
2. Texas
3. Georgia Tech
4. Mississippi State
5. Auburn
- 6. Arkansas**
7. Georgia
8. Florida State
9. Oklahoma
10. Southern California
11. Virginia
12. North Carolina
13. Southern Miss
14. Oregon State
15. NC State
16. West Virginia
17. Oregon
18. Ole Miss
19. Kentucky
20. Coastal Carolina
21. Tennessee
22. Arizona State
23. Alabama
24. Texas A&M
25. Florida

ARKANSAS IN THE POLLS

	BA	D1Baseball	NCBWA	Perfect Game	USA Today
Preseason	10	7	5	4	5
Feb. 17.....	10	8	8	4	5
Feb. 23.....	9	6	6	4	6
March 2.....	9	6	8	9	9
March 10.....	8	5	6	7	6
March 16.....	5	4	5	5	7
March 23.....	5	4	6	4	6
March 30.....					
April 6.....					
April 13.....					
April 20.....					
April 27.....					
May 4.....					
May 11.....					
May 18.....					
May 25.....					
June 2.....					
Final.....					

BA - Baseball America
 D1 - D1Baseball
 PG - Perfect Game
 USA Today - USA Today Coaches Poll
 NCBWA - National Collegiate Baseball Writers Association



||| HEAD COACH DAVE VAN HORN



DAVE
VAN HORN

COACH

OF THE YEAR

2004 • 2021 • 2023



PERSONAL

Born: Sept. 17, 1960
 Hometown: Kansas City, Mo.
 Alma Mater: Arkansas (1988)
 Masters of Science: East Texas A&M (1992)
 Wife: Karen; Children: Hollan, Mariel
 Named Head Coach at Arkansas: June 21, 2002

COACHING HISTORY

2003-pres. Arkansas (Head Coach)
 1998-2002 Nebraska (Head Coach)
 1995-97 Northwestern State (Head Coach)
 1994 Central Missouri State (Head Coach)
 1989-93 Texarkana Community College (Head Coach)
 1985-88 Arkansas (Graduate Assistant)

PLAYING HISTORY

1982-84 Atlanta Braves organization
 1982 Arkansas
 1980-81 McLennan Community College

MLB DRAFT HISTORY

1982 MLB Draft: 10th Round (Atlanta Braves)
 1981 MLB Draft: 10th Round (Chicago White Sox)

COACHING HONORS

2023 SEC Coach of the Year
 2021 SEC Coach of the Year
 2004 SEC Coach of the Year
 2001 Baseball America National Coach of the Year
 2001 Big 12 Coach of the Year
 2001 ABCA Midwest Region Coach of the Year
 2000 ABCA Midwest Region Coach of the Year
 1997 Southland Coach of the Year
 1995 Southland Coach of the Year
 1994 NCAA Division II Coach of the Year
 1994 ABCA Central Region Coach of the Year

HALL OF FAME & CAREER HONORS

2026 McLennan Community College Jersey Retirement
 2024 University of Arkansas Sports Hall of Honor
 2019 Arkansas Sports Hall of Fame
 2013 Winnetonka High School Hall of Fame
 2012 Ban Johnson League Hall of Fame
 2001 Central Missouri State Hall of Fame

VAN HORN'S CAREER NUMBERS

Year	School	Record	Pct.	Conf.	Place	Conf. Tourn.	NCAA
1989	Texarkana CC	39-18	.684	N/A	N/A	N/A	--
1990	Texarkana CC	44-14	.759	N/A	N/A	N/A	--
1991	Texarkana CC	45-12	.789	N/A	N/A	N/A	--
1992	Texarkana CC	48-10	.827	N/A	1st	N/A	--
1993	Texarkana CC	38-18	.678	N/A	N/A	N/A	--
Total		214-72	.748	--	--	--	--
1994	Central Missouri St.	51-11	.823	15-1	1st (Div.)	1st (4-1)	NCAA DII Champs (7-1)
Total		51-11	.823	15-1	--	1 (4-1)	1 (7-1)
1995	Northwestern St.	37-15	.711	19-5	1st	DNP (0-2)	--
1996	Northwestern St.	34-27	.557	14-16	2nd (Div.)	2nd (3-2)	--
1997	Northwestern St.	35-23	.603	19-9	1st	DNP (0-2)	--
Total		106-65	.620	52-30	--	3 (3-6)	--
1998	Nebraska	24-20	.545	10-13	7th	DNQ	DNQ
1999	Nebraska	42-18	.700	16-9	5th	1st (4-0)	NCAA (1-2)
2000	Nebraska	51-17	.750	21-9	2nd	1st (5-1)	NCAA (4-2)
2001	Nebraska	50-16	.758	20-8	1st	1st (4-0)	CWS (5-2)
2002	Nebraska	47-21	.691	16-11	2nd	2nd (3-1)	CWS (5-3)
Total		214-92	.699	67-39	--	4 (16-2)	4 (15-9)
2003	Arkansas	35-22	.612	14-16	6th West	T-7th (0-2)	NCAA (1-2)
2004	Arkansas	45-24	.652	19-11	T-1st Overall	4th (2-2)	CWS (6-3)
2005	Arkansas	39-22	.636	13-17	T-5th West	T-7th (0-2)	NCAA (2-2)
2006	Arkansas	39-21	.650	18-12	2nd West	T-7th (0-2)	NCAA (1-2)
2007	Arkansas	43-21	.672	18-12	1st West	2nd (3-1)	NCAA (2-2)
2008	Arkansas	34-24	.586	14-15	4th West	DNQ	NCAA (0-2)
2009	Arkansas	41-24	.631	14-15	4th West	4th (2-2)	CWS (7-2)
2010	Arkansas	43-21	.672	18-12	2nd West	T-7th (0-2)	NCAA (3-3)
2011	Arkansas	40-22	.645	15-15	1st West	T-3rd (2-2)	NCAA (2-2)
2012	Arkansas	46-22	.676	16-14	T-2nd West	T-9th (0-2)	CWS (7-3)
2013	Arkansas	39-22	.639	18-11	2nd West	T-3rd (2-1)	NCAA (2-2)
2014	Arkansas	40-25	.615	16-14	4th West	T-3rd (3-2)	NCAA (2-2)
2015	Arkansas	40-25	.615	17-12	3rd West	T-5th (2-2)	CWS (5-3)
2016	Arkansas	26-29	.473	7-23	7th West	DNQ	DNQ
2017	Arkansas	45-19	.703	18-11	2nd West	2nd (3-2)	NCAA (3-2)
2018	Arkansas	48-21	.696	18-12	T-1st West	T-3rd (2-1)	CWS Runner-Up (9-3)
2019	Arkansas	46-20	.697	20-10	T-1st West	T-5th (1-2)	CWS (5-3)
2020	Arkansas	11-5	.688	--	--	--	--
2021	Arkansas	50-13	.794	22-8	1st Overall	1st (4-0)	NCAA (4-3)
2022	Arkansas	46-21	.687	18-12	2nd West	T-7th (0-2)	CWS (8-3)
2023	Arkansas	43-18	.705	20-10	T-1st Overall	T-3rd (2-1)	NCAA (2-2)
2024	Arkansas	44-16	.733	20-10	1st West	T-7th (0-2)	NCAA (1-2)
2025	Arkansas	50-15	.769	20-10	2nd	T-5th (0-1)	CWS (7-2)
2026	Arkansas	19-9	.679	4-4	--	--	--
Total		952-481	.666	377-286	--	20 (28-33)	21 (79-50)
Career Totals		1,537-721	.682	511-356	--	51-42 (.548)	101-60 (.627)

Dave Van Horn, the three-time SEC Coach of the Year, has elevated Arkansas into one of the nation's premier college baseball programs ever since returning to his alma mater to take over for legendary head baseball coach Norm DeBriyn.

In his 24th season as head coach in 2026, Van Horn, the second-winningest coach in Arkansas baseball history, has led the Razorbacks to eight College World Series appearances, including a runner-up finish (2018) and five top-five finishes (2009, 2012, 2018, 2022 & 2025), 21 NCAA Tournament berths, three SEC overall titles (2004, 2021 & 2023), eight SEC Western Division championships, one SEC Tournament title (2021) and 952 overall wins, including 377 SEC victories.

Van Horn, whose 1,537 career wins are the most among all active Division I head coaches, is one of only five head coaches in college baseball history with 300 or more SEC wins in their career. He is also just the fourth coach in college baseball history, and only the third active coach, to win 900 games at an SEC program, along with Mississippi State Ron Polk, Vanderbilt's Tim Corbin and Ole Miss' Mike Bianco.

Year in and year out, Van Horn has produced nationally competitive teams and developed elite-level student-athletes on and off the field, including three Golden Spikes Award winners in outfielder Andrew Benintendi (2015), pitcher Kevin Koppes (2021) and infielder Wehiwa Aloy (2025), two and Dick Howser Trophy winners in Benintendi (2015) and Koppes (2021) as well as countless All-Americans, All-SEC performers and professional baseball players.

Under Van Horn's guidance, the Razorbacks boast 39 All-America honorees, 56 All-SEC selections and 155 Major League Baseball draft picks – and counting.

HOGS VS. 2026 OPPONENTS UNDER DVH

	W-L	Home	Away	Neutral
Alabama	38-31	21-9	15-18	2-4
Arkansas State	6-1	6-1	0-0	0-0
Auburn	41-24	20-10	19-14	2-0
Florida	32-28	15-8	11-16	6-4
Georgia	25-22	14-7	10-13	1-2
Kentucky	30-16	16-5	14-10	0-1
Little Rock	7-2	7-2	0-0	0-0
Mississippi State	40-30	22-14	16-14	2-2
Missouri	20-4	13-2	7-2	0-0
Missouri State	21-12	13-9	8-3	0-0
Northern Colorado	9-1	9-1	0-0	0-0
Northwestern State	5-1	5-1	0-0	0-0
Oklahoma	3-4	1-1	2-2	0-1
Oklahoma State	9-7	2-3	4-2	3-2
Ole Miss	39-45	17-19	15-18	7-8
Oral Roberts	20-6	14-3	5-3	1-0
South Carolina	37-25	17-10	16-11	4-4
Stetson	2-2	2-2	0-0	0-0
Tarleton State	1-0	0-0	0-0	1-0
TCU	5-4	2-2	0-0	3-2
Texas Tech	8-1	3-0	0-0	5-1
UAPB	7-0	6-0	0-0	1-0
UCA	7-0	6-0	0-0	1-0
UT Arlington	7-1	2-1	2-0	3-0
Xavier	3-0	3-0	0-0	0-0


A ||| THE ARKANSAS RAZORBACKS



1
CARSON BRUMBAUGH
Fr. • 6-3 • 215 • R/R
INF • Edmond, Okla.



3
NOLAN SOUZA
Jr. • 6-3 • 215 • L/R
INF • Honolulu, Hawai'i



4
MAIKA NIŪ
Sr. • 6-1 • 190 • R/R
OF • Mechanicsburg, Pa.




5
TJ POMPEY
Jr. • 6-4 • 215 • R/R
INF • Coppel, Texas



8
CAMDEN KOZEAL
Jr. • 5-10 • 205 • L/R
INF • Omaha, Neb.



9
ALEXANDER PECK
Fr. • 6-4 • 205 • R/R
INF • Franklin, Tenn.



10
TYLER HOLLAND
R-Fr. • 6-1 • 195 • R/R
INF • Mission Viejo, Calif.



11
LUKE CORNELISON
Fr. • 6-1 • 205 • R/R
INF/RHP • Springdale, Ark.




12
CARTER RUTENBAR
Fr. • 5-11 • 195 • L/R
C • Midlothian, Texas



13
STEELE EAVES
So. • 6-0 • 210 • R/R
RHP • Lonoke, Ark.



14
MARK BRISSEY
Fr. • 6-3 • 215 • R/R
RHP • Batesville, Ark.




15
JACKSON KIRCHER
So. • 6-4 • 215 • R/R
RHP • Little Rock, Ark.




16
CHRISTIAN TURNER
Fr. • 6-0 • 180 • L/R
C • Houghton, La.



17
ZACK STEWART
Sr. • 6-2 • 220 • L/R
OF • Lebanon, Mo.



18
REESE ROBINETT
R-Jr. • 6-3 • 220 • L/R
INF • Kennett, Mo.



19
CARSON WILLIS
R-Fr. • 5-11 • 205 • R/R
C • Hot Springs, Ark.




20
GABE GAECKLE
Jr. • 6-0 • 190 • R/R
RHP • Aptos, Calif.



21
BRENTON CLARK
R-Fr. • 5-11 • 195 • L/R
OF • Texarkana, Texas




22
PEYTON LEE
Fr. • 6-5 • 205 • R/R
RHP • Maumelle, Ark.




24
LANDON SCHAEFER
Fr. • 6-3 • 190 • R/R
INF/OF • Fayetteville, Ark.



25
KUHIO ALOY
Jr. • 6-1 • 205 • R/R
INF • Wailuku, Hawai'i



26
TATE MCGUIRE
Jr. • 6-3 • 215 • R/R
RHP • Liberty, Mo.



27
RYDER HELFRICK
Jr. • 6-1 • 210 • R/R
C • Discovery Bay, Calif.



28
JORDAN MARTIN
Fr. • 6-6 • 225 • R/R
RHP • Jefferson City, Mo.



29
COLE GIBLER
So. • 6-2 • 205 • L/L
LHP • Blue Springs, Mo.



32
HUNTER DIETZ
R-So. • 6-6 • 235 • R/R
LHP • Trinity, Fla.




33
ETHAN McELVAIN
Jr. • 6-4 • 250 • S/L
LHP • Thompson's Station, Tenn.



34
JOEY LORENZINI
Fr. • 6-5 • 225 • L/L
LHP • Rocklin, Calif.



35
CAYDEN MITCHELL
Fr. • 6-2 • 205 • R/L
INF • Arlington, Texas



36
PARKER COIL
Sr. • 6-3 • 195 • R/L
LHP • Edmond, Okla.



37
GRANT WREN
Fr. • 6-4 • 210 • R/R
RHP • Melbourne, Ark.



38
COLIN FISHER
Jr. • 6-3 • 225 • L/L
LHP • Noble, Okla.



39
JACOB IMOTO
So. • 6-3 • 200 • L/L
LHP • Vista, Calif.




40
JAMES DeCREMAR
R-So. • 6-1 • 205 • R/R
RHP • Phoenix, Ariz.



42
DAMIAN RUIZ
R-Jr. • 6-0 • 190 • R/R
OF • Livingston, Texas




44
CARSON WIGGINS
So. • 6-5 • 215 • R/R
RHP • Roland, Okla.



45
TYE BRISCOE
Fr. • 5-11 • 195 • L/L
UTL • Abilene, Texas



48
COOPER DOSSETT
R-Jr. • 6-0 • 210 • R/R
RHP • Springdale, Ark.



55
BRENDAN KLEIMAN
Grad. • 5-10 • 190 • R/R
C • Olney, Md.



2
DAVE VAN HORN
Head Coach
24th Season



30
NATE THOMPSON
Assistant Coach
9th Season



47
MATT HOBBS
Assistant Coach
8th Season



7
BOBBY WERNES
Assistant Coach
6th Season



6
HUDSON POLK
Offensive Analyst
2nd Season



CLAY GOODWIN
Director of Operations
19th Season



HUNTER BELL
Strength & Conditioning
4th Season



ZACH BARR
Pitching Development
9th Season



DJ BAXENDALE
Baseball Analytics
7th Season



No.	Player	Pos.	Yr.	Ht.	Wt.	B/T	Hometown / High School / Previous School
1	Carson Brumbaugh	INF	Fr.	6-3	215	R/R	Edmond, Okla. / Edmond Santa Fe HS
3	Nolan Souza	INF	Jr.	6-3	215	L/R	Honolulu, Hawai'i / Punahou School
4	Maika Niu	OF	Sr.	6-1	190	R/R	Mechanicsburg, Pa. / Trinity HS / New Orleans / Marshall
5	TJ Pompey	INF	Jr.	6-4	215	R/R	Coppell, Texas / Coppell HS / Texas Tech
8	Camden Kozeal	INF	Jr.	5-10	205	L/R	Omaha, Neb. / Millard South HS / Vanderbilt
9	Alexander Peck	INF	Fr.	6-4	205	R/R	Franklin, Tenn. / University School of Nashville
10	Tyler Holland	INF	R-Fr.	6-1	195	R/R	Mission Viejo, Calif. / Mission Viejo HS
11	Luke Cornelison	INF/RHP	Fr.	6-1	205	R/R	Springdale, Ark. / Har-Ber HS
12	Carter Rutenbar	C	Fr.	5-11	195	L/R	Midlothian, Texas / Midlothian Heritage HS
13	Steele Eaves	RHP	So.	6-0	210	R/R	Lonoke, Ark. / Lonoke HS
14	Mark Brissey	RHP	Fr.	6-3	215	R/R	Batesville, Ark. / Fayetteville HS
15	Jackson Kircher	RHP	So.	6-4	215	R/R	Little Rock, Ark. / Little Rock Christian Academy / Oklahoma
16	Christian Turner	OF	Fr.	6-0	180	L/R	Haughton, La. / Haughton HS
17	Zack Stewart	OF	Sr.	6-2	220	L/R	Lebanon, Mo. / Lebanon HS / Missouri State
18	Reese Robinett	INF	R-Jr.	6-3	220	L/R	Kennett, Mo. / Kennett HS
19	Carson Willis	C	R-Fr.	5-11	205	R/R	Hot Springs, Ark. / P27 Academy
20	Gabe Gaeckle	RHP	Jr.	6-0	190	R/R	Aptos, Calif. / Aptos HS
21	Brenton Clark	OF	R-Fr.	5-11	195	L/R	Texarkana, Texas / Pleasant Grove HS
22	Peyton Lee	RHP	Fr.	6-5	205	R/R	Maumelle, Ark. / Maumelle HS
24	Landon Schaefer	INF/OF	Fr.	6-3	190	R/R	Fayetteville, Ark. / Fayetteville HS
25	Kuhio Aloy	OF	Jr.	6-1	205	R/R	Wailuku, Hawai'i / H.P. Baldwin HS / BYU
26	Tate McGuire	RHP	Jr.	6-3	215	R/R	Liberty, Mo. / Liberty North HS
27	Ryder Helfrick	C	Jr.	6-1	210	R/R	Discovery Bay, Calif. / Clayton Valley Charter HS
28	Jordan Martin	RHP	Fr.	6-6	225	R/R	Jefferson City, Mo. / Jefferson City HS
29	Cole Gibler	LHP	So.	6-2	205	L/L	Blue Springs, Mo. / Blue Springs HS
32	Hunter Dietz	LHP	R-So.	6-6	235	R/L	Trinity, Fla. / Calvary Christian HS
33	Ethan McElvain	LHP	Jr.	6-4	250	S/L	Thompson's Station, Tenn. / Nolensville HS / Vanderbilt
34	Joey Lorenzini	LHP	Fr.	6-5	225	L/L	Rocklin, Calif. / Rocklin HS
35	Cayden Mitchell	INF	Fr.	6-2	205	R/R	Arlington, Texas / Mansfield Timberview HS
36	Parker Coil	LHP	Sr.	6-3	195	R/L	Edmond, Okla. / Edmond Memorial HS
37	Grant Wren	RHP	Fr.	6-4	210	R/R	Melbourne, Ark. / Melbourne HS
38	Colin Fisher	LHP	Jr.	6-3	225	L/L	Noble, Okla. / Noble HS
39	Jacob Imoto	LHP	So.	6-3	200	L/L	Vista, Calif. / Mission Hills HS / Palomar College
40	James DeCremer	RHP	R-So.	6-1	205	R/R	Phoenix, Ariz. / Brophy College Prep / Oregon State
42	Damian Ruiz	OF	R-Jr.	6-0	190	R/R	Livingston, Texas / Livingston HS / Houston Christian / Lamar
44	Carson Wiggins	RHP	So.	6-5	215	R/R	Roland, Okla. / Roland HS
45	Tye Briscoe	UTL	Fr.	5-11	195	L/L	Abilene, Texas / Wylie HS
48	Cooper Dossett	RHP	R-Jr.	6-0	210	R/R	Springdale, Ark. / Har-Ber HS
55	Brendan Kleiman	C	Grad.	5-10	190	R/R	Olney, Md. / Sherwood HS / Frederick CC / Eastern Michigan

Coaches & Support Staff

Head Coach:	2 Dave Van Horn, 24th Season (Arkansas, 1988)
Assistant Coach/Recruiting Coordinator:	30 Nate Thompson, 9th Season (Dallas Baptist, 2006)
Assistant Coach:	47 Matt Hobbs, 8th Season (Missouri, 2002)
Assistant Coach:	7 Bobby Wernes, 6th Season (Arkansas, 2016)
Offensive Analyst:	6 Hudson Polk, 2nd Season (Arkansas, 2024)
Director of Operations:	Clay Goodwin, 19th Season (Arkansas, 2005)
Director of Strength & Conditioning:	Hunter Bell, 4th Season (Arkansas-Monticello, 2018)
Director of Pitching Development:	Zach Barr, 9th Season (Arkansas, 2017)
Director of Baseball Analytics:	DJ Baxendale, 7th Season (Arkansas, 2012)
Athletic Trainer:	Corey Wood, 15th Season (East Carolina, 2008)
Equipment Manager:	Mark Taylor, 35th Season (Ouachita Baptist, 1988)
Strength & Conditioning Assistant:	Rocco Peppi (Fresno State, 2024)
Analytics Assistant:	John McElroy (Arkansas, 2023)
Quality Control Coach:	Matthew Schluterman (Arkansas, 2024)
Student Managers:	Tyler McNiel, Anthony Sanchez, Crew Tidwell, Trip Wright
Bullpen Catcher:	Hayden Schnitker
Analytics Intern:	Jackson Handler
Sports Information Director:	Oliver Grigg, 6th Season (Tulane, 2017)
Academics Director:	Jonathan Burgess, 5th Season (Central Arkansas, 2015)
Sport Administrator:	Dan Trump, 1st Season (Cal, 1992)
Administrative Assistant:	Kelly Moore, 23rd Season (Arkansas, 2004)

Pronunciation Guide

Kuhio Aloy	koo-hee-oh ah-loy
James DeCremer	deh-kramer
Hunter Dietz	deets
Cooper Dossett	dah-sit
Gabe Gaeckle	gack-uhl
Jacob Imoto	ee-moto
Jackson Kircher	kerr-sure
Camden Kozeal	koe-zhull
Ethan McElvain	mackel-vain
Maika Niu	micah new
TJ Pompey	pomp-ee
Nolan Souza	sue-zuh
Bobby Wernes	wer-niss



THE STARTERS

#27 RYDER HELFRICK C JR. **.297/.468/.571**

Owned a team-leading 26-game reached base streak ... Team leader in walks (32) ... Tied for team lead in home runs (7) ... Homered twice vs. Oklahoma State (Feb. 13) at Globe Life Field on Opening Day ... First Razorback with a multi-home game on Opening Day since OF Heston Kjerstad in 2020 ... Connected on his third home run of the season against Xavier (Feb. 21) before belting his fourth in the series finale against Xavier (Feb. 22) ... In 2025, played in 61 games with 56 starts (all at catcher) ... Slashed .305/.420/.616 with 15 homers and 38 RBI ... 47 runs ... 58 hits with 10 doubles and a team-leading two triples ... 32 walks and seven HBP ... 3-for-5 in stolen base attempts ... 14 multi-hit games and 11 multi-RBI games ... Season-long 10-game hitting streak and 17-game reached base streak.

#18 REESE ROBINETT 1B R-JR. **.253/.364/.374**

Tied for team lead in doubles (8) ... Doubled twice vs. Tarleton State (Feb. 16) at Globe Life Field in the Amegy Bank College Baseball Series ... Swatted first home run of the season against Stetson (March 9) ... Collected an RBI in the series opener against Florida (March 27) ... In 2025, played in 32 games with 18 starts (all at first base) ... Slashed .260/.400/.438 with three home runs and 13 RBI ... Scored 16 runs on the year ... Totaled 19 hits, including four doubles ... Drew 16 walks ... 1-for-1 in stolen base attempts ... Recorded three multi-hit games and two multi-RBI games ... Had a season-long six-game hitting streak and nine-game reached base streak.

#3 NOLAN SOUZA DH JR. **.261/.350/.375**

Fourth on the team in doubles (7) ... Tied for second in steals (7) ... Two hits, including a double, vs. Oklahoma State (Feb. 13) at Globe Life Field on Opening Day ... Three RBI against Stetson (March 7) ... Two hits, including a double, against #3 Mississippi State (March 13) on SEC Opening Day ... Three hits, including a double and homer, at South Carolina (March 22) ... In 2025, played in 32 games with 28 starts (all at second base) before a season-ending injury ... Slashed .250/.374/.427 with four homers and 22 RBI ... Scored 24 runs ... 24 hits, including five doubles ... Drew 19 walks ... 9-for-9 on stolen base attempts to finish second in steals ... Five multi-hit games and six multi-RBI games.

#5 TJ POMPEY 3B JR. **.250/.326/.512**

Third on the team in home runs (6) ... Two hits and an RBI in Razorback debut vs. Oklahoma State (Feb. 13) at Globe Life Field ... Swatted first home run as a Hog against Oral Roberts (March 3) ... Walk-off solo homer against #3 Mississippi State (March 13) on SEC Opening Day ... Three hits, including a homer, against Northern Colorado (March 17) ... Two-run homer at South Carolina (March 20) ... Homered twice, including a grand slam, against UCA (March 24) ... Texas Tech transfer ... Played in 19 games with 18 starts before a season-ending injury in 2025 ... Slashed .348/.397/.623 with five homers and 15 RBI ... Had 24 hits, including four doubles ... 5-for-5 in stolen bases.

#8 CAMDEN KOZEAL SS JR. **.337/.449/.635**

Team leader in runs (30), hits (35), doubles (8), home runs (7), RBI (32) and total bases (66) ... Homered vs. Oklahoma State (Feb. 14) at Globe Life Field on Opening Day ... Hit game-tying solo shot in the ninth inning vs. Texas Tech (Feb. 16) at Globe Life Field ... Hit a three-run homer in the home opener against Xavier (Feb. 20) ... Hit for the cycle against Xavier (Feb. 21), becoming the third Razorback in the Dave Van Horn era to accomplish the feat ... Blasted a three-run home run against UT Arlington (Feb. 28) ... In 2025, earned All-SEC honors at first base ... Played in 60 games with 55 starts (30 at first base, 25 at second base) ... Slashed .333/.386/.606 with 15 home runs and 62 RBI in his first season as a Razorback ... Scored 49 runs on the year ... Totaled 77 hits, including 18 doubles ... Drew 19 walks ... 2-for-3 in stolen base attempts ... Recorded 23 multi-hit games and 16 multi-RBI games, including a team-leading three 5+ RBI games ... Had a season-long eight-game hitting streak and 14-game reached base streak.

#42 DAMIAN RUIZ LF R-JR. **.337/.464/.494**

Team leader in stolen bases (8) ... Had a hit and scored a run in his Razorback debut vs. Oklahoma State (Feb. 13) at Globe Life Field on Opening Day ... Drew a career-high four walks and reached base in all six plate appearances vs. Texas Tech (Feb. 15) at Globe Life Field ... Reached base in 13 consecutive plate appearances vs. Oklahoma State, #10 TCU, Texas Tech and Tarleton State (Feb. 13-16), the longest streak by a Hog in the Dave Van Horn era ... Hit first home run as a Razorback in double midweek series opener against Northern Colorado (March 17) ... Homered in consecutive games at South Carolina (March 20-21) ... Lamar transfer ... 2025 Southland Conference Hitter of the Year ... First Team All-Southland Conference ... Slashed .388/.511/.607 with seven homers and 46 RBI ... Scored 76 runs, breaking the program's single-season record ... Team-leading 83 hits, including a team-high 22 doubles and two triples ... Drew 50 walks ... 14-of-15 in stolen base attempts ... 25 multi-hit games, including six three-hit games ... Broke program's single-season record for longest hitting streak (32 games) and reached base streak (49 games).

#4 MAIKA NIU CF SR. **.317/.363/.538**

Team leader in multi-hit games (13) ... Tied for second on the team in steals (7) ... Second in RBI (28) ... Tied for fourth in home runs (5) ... Two hits, including a walk-off three-run homer, and four RBI in Razorback debut vs. Oklahoma State (Feb. 13) at Globe Life Field ... Slugged second homer of the year against Arkansas State (Feb. 24) ... Hit a three-run homer against UT Arlington (Feb. 28) ... Hit two home runs and matched his career high with six RBI at South Carolina (March 20) ... Marshall transfer ... Played in 54 games with 54 starts in 2025 ... Slashed .276/.343/.560 with a team-best 15 homers and 52 RBI ... Team-high 55 runs ... 67 hits with 14 doubles and five triples ... 25 walks ... 14-for-15 in steals ... MVP of Cape Cod Baseball League, slashing .280/.364/.508 with a league-leading eight homers and 23 RBI in 35 games for Falmouth Commodores.

#17 ZACK STEWART RF SR. **.254/.370/.507**

Tied for fourth on the team in home runs (5) ... Swatted his first homer as a Hog in a start against Xavier (Feb. 22) ... Belted second homer against Arkansas State (Feb. 24) ... Hit third home run of the campaign against Oral Roberts (March 3) ... Swatted his fourth home run of the season against #3 Mississippi State (March 13) on SEC Opening Day, finishing the game with two RBI ... Recorded the 200th hit of his collegiate career on a double at South Carolina (March 22) ... Missouri State transfer ... In 2025, played in 51 games with 50 starts ... Slashed .269/.371/.495 with 11 homers and 31 RBI ... 37 runs ... Totaled 48 hits, including eight doubles ... Drew 27 walks ... 2-for-2 in stolen base attempts ... Recorded 12 multi-hit games and eight multi-RBI games ... Became the fourth player in Missouri State history with three double-digit home run seasons.

#25 KUHIO ALOY DH JR. **.275/.320/.451**

Began season on a 15-game hitting streak ... Blasted the team in RBI (23) ... Two hits and two RBI vs. Oklahoma State (Feb. 13) at Globe Life Field on Opening Day ... Third first homer of the season vs. #10 TCU (Feb. 14) at Globe Life Field ... Had game-winning hit on a walk-off single against Xavier (Feb. 21) ... In 2025, became the 38th All-American in program history, earning the honor from the College Baseball Foundation (First Team), ABCA/Rawlings (Second Team) and NCBWA (Second Team) ... Finished as a semifinalist for the Dick Howser Trophy ... Earned first-team All-SEC honors as DH ... Played in 61 games with 60 starts (59 as DH, one in right field) ... Slashed .317/.404/.539 with 13 homers and a team-high 70 RBI ... Scored 52 runs ... 77 hits, including 15 doubles ... 31 walks ... 20 multi-hit games and a team-leading 19 multi-RBI games ... Season-long 12-game hitting streak and 21-game reached base streak.

THE BENCH

#1 CARSON BRUMBAUGH INF FR.

Has played in 17 games with 15 starts ... Collected his first collegiate hit vs. #10 TCU (Feb. 14) at Globe Life Field ... Had a pair of doubles and logged his first collegiate RBI against UT Arlington (March 1) ... Doubled and drove in a run against Stetson (March 6) ... Attended Edmond Santa Fe High School in Edmond, Okla. ... Ranked by Perfect Game as the No. 77 overall prospect and the No. 31 shortstop in the class of 2025 ... Rated the No. 3 overall prospect and the No. 3 shortstop in Oklahoma by Perfect Game ... Father, Cliff, played in the MLB for the Texas Rangers (2001) and Colorado Rockies (2001) ... Brother, Cayden, currently plays at Oklahoma after beginning his collegiate career at Oklahoma State (2022) and Nebraska (2023-25).

#9 ALEXANDER PECK INF FR.

Has played in seven games with one start ... Made collegiate debut as a pinch hitter vs. #10 TCU (Feb. 14) at Globe Life Field ... Collected first hit as a pinch hitter against UT Arlington (March 1) ... Made SEC debut at South Carolina (March 20), drawing a walk and scoring a run ... Attended University School of Nashville in Nashville, Tenn. ... Ranked by Perfect Game as the No. 175 overall prospect and the No. 52 shortstop in the class of 2025 ... Rated the No. 4 overall prospect and the No. 2 shortstop in Tennessee by Perfect Game.

#11 LUKE CORNELISON INF FR.

Has played in one game as a position player ... Made his collegiate debut as a defensive sub against UT Arlington (Feb. 27) ... Attended Har-Ber High School in Springdale, Ark. ... Ranked by Perfect Game as the No. 261 overall prospect and the No. 18 third baseman in the class of 2025 ... Rated the No. 5 overall prospect and the No. 1 third baseman in Arkansas by Perfect Game.

#12 CARTER RUTENBAR C FR.

Has played in 19 games with eight starts ... Made collegiate debut and first collegiate start vs. Texas Tech (Feb. 15) at Globe Life Field, collecting his first hit ... Recorded first collegiate RBI against UT Arlington (March 1) ... Doubled and drove in a run against Stetson (March 7) ... Made first start in right against Stetson (March 8) and drew three walks ... Four hits in a start as designated hitter against Stetson (March 9) ... Made his SEC debut in a start at first base against #3 Mississippi State (March 13) on SEC Opening Day ... RBI double in a start as designated hitter against Florida (March 27) ... Attended Midlothian Heritage High School in Midlothian, Texas ... Ranked by Perfect Game as the No. 451 overall prospect and the No. 46 catcher in the class of 2025 ... Rated the No. 42 overall prospect and the No. 3 catcher in Texas by Perfect Game.

#16 CHRISTIAN TURNER OF FR.

Has played in 19 games with three starts ... Made collegiate debut vs. Oklahoma State (Feb. 13) at Globe Life Field, walking and scoring a run ... First collegiate start came vs. Texas Tech (Feb. 15) ... Recorded first collegiate hit vs. Tarleton State (Feb. 16) ... Made SEC debut as a defensive sub against Mississippi State (March 13) on SEC Opening Day ... Recorded a pinch-hit double against Florida (March 28) ... Attended Haughton High School in Haughton, La. ... Ranked by Perfect Game as the No. 388 overall prospect and the No. 76 outfielder in the class of 2025 ... Rated the No. 4 overall prospect and the No. 2 outfielder in Louisiana by Perfect Game ... Named to ABCA/Rawlings High School All-America Third Team as a senior in 2025.

#19 CARSON WILLIS C R-FR.

Has played in one game ... Made collegiate debut in a start against Arkansas State (Feb. 24), drawing a walk ... Redshirt season as a true freshman in 2025 ... Attended P27 Academy in Lexington, S.C. ... Ranked by Perfect Game as the No. 412 overall prospect and the No. 45 catcher in the class of 2024 ... Rated the No. 6 overall prospect and the No. 3 catcher in South Carolina by Perfect Game.

#24 LANDON SCHAEFER INF/OF FR.


Has played in three games with one start ... Made collegiate debut as a pinch runner in the second game of the doubleheader against #3 Mississippi State (March 14), recording his first career stolen base and run scored ... Made first collegiate start in double midweek series opener against Northern Colorado (March 17) and drew a pair of walks ... Selected by the Philadelphia Phillies in the 20th round of the 2025 MLB Draft ... Attended Fayetteville High School in Fayetteville, Ark. ... Ranked by Perfect Game as the No. 70 overall prospect and the No. 31 shortstop in the class of 2025 ... Rated the No. 1 overall prospect and the No. 1 shortstop in Arkansas by Perfect Game.

#55 BRENDAN KLEIMAN C GRAD.

Has played in two games ... Eastern Michigan transfer ... In 2025, played in 45 games with 42 starts ... Slashed .289/.385/.367 with two home runs and 26 RBI ... Scored 33 runs ... 48 hits, including seven doubles ... Drew 20 walks and was hit by seven pitches ... Recorded 14 multi-hit games and seven multi-RBI games ... Logged a season-long six-game hitting streak and 11-game reached base streak.



ON THE MOUND



#38 LHP COLIN FISHER

JR.

2-2, 2.70 ERA, 30.0 IP, 7 BB, 38 SO

Last Start: March 22, at South Carolina, 2.1 IP, 4 H, 3 R, 3 ER, 2 BB, 2 SO

Made his season debut in a start vs. Texas Tech (Feb. 15) at Globe Life Field in the Shriners Children's College Showdown, tossing five shutout innings with eight strikeouts ... Turned in the best start of his career against Xavier (Feb. 22), firing an eight-inning complete-game one-hit shutout with a career-high 11 strikeouts and no walks to record his first win of the season and earn SEC Pitcher of the Week and NCBWA National Pitcher of the Week ... Threw only 86 pitches over a career-long eight innings and retired the final 20 Muskeeter batters he faced after allowing an infield single in the second ... Recorded the Razorbacks' first eight-inning complete-game shutout as well as the first eight-inning one-hitter in program history ... Logged his second win and second quality start against UT Arlington (March 1), spinning six frames of one-run ball (zero earned) with seven strikeouts to extend his streak of consecutive innings without an earned run allowed to 19.0 innings ... Made his fourth start of the campaign against Stetson (March 8), allowing four runs (three earned) with four strikeouts over four innings ... Extended his streak of consecutive innings without an earned run allowed to 22.0 innings, the second-longest such streak by a Razorback pitcher to begin a season in the DVH era ... Made his first SEC start in the second game of the doubleheader against #3 Mississippi State (March 14), tossing 4.2 innings of three-run ball with six strikeouts to help the Razorbacks clinch their ninth consecutive SEC Opening Weekend series win ... In 2025, made 16 appearances, including five starts, on the mound as a sophomore ... Posted a 3-0 record with a 4.62 ERA and 31 strikeouts in 25.1 innings ... Limited opposing hitters to a .220 batting average ... Allowed 13 runs (all earned) on 20 hits and 12 walks ... In SEC play, made three appearances and struck out one in 1.2 innings of work while allowing seven runs ... Made his season debut vs. Michigan (Feb. 23) in the Amegy Bank College Baseball Series at Globe Life Field in Arlington, Texas, fanning two in a scoreless inning of relief work ... Made his first start of the season in a midweek contest against ULM (March 6), fanning a season-high six in three shutout innings to earn his first win of the season ... Made his second start of the season in a midweek game against UCA (March 11), earning his second win of the year with three scoreless innings and three strikeouts ... Matched his season high in strikeouts with six in a midweek start against Missouri State (March 25), allowing three runs over three innings of work ... In the NCAA Fayetteville Regional, struck out one in a scoreless inning in relief against Creighton (May 31) ... As a true freshman in 2024, earned Freshman All-America honors from the National Collegiate Baseball Writers Association ... Became the 27th Freshman All-American in program history after establishing himself as the Razorbacks' No. 4 starter prior to suffering a season-ending injury during his promising rookie campaign ... Posted a 6-1 record with a 2.67 ERA and 27 strikeouts in 27.0 innings over 10 appearances, including seven starts, on the mound ... Allowed nine runs (eight earned) on 24 hits and eight walks ... Limited opposing hitters to a .240 batting average.

PITCHER BREAKDOWN

	W-L-S	ERA	IP	H	R	ER	BB	SO
Starters	8-8-0	4.04	118.0	109	61	53	46	155
Relievers	11-1-3	3.19	124.0	85	46	44	46	140

THE HOG PEN

Pitcher	Last App.	---- Season Totals ----										
		IP	H	R	ER	BB	SO	HR	RI/S	RI/S	SV	Ret./IBF (BB)
Tye Briscoe	UF (3/28)	0.0	0	0	0	1	0	0	2/0	2/0	0	1/2 (1)
Mark Brissey	UF (3/27)	1.1	1	2	2	1	1	0	0/0	0/0	1	5/6 (0)
Parker Coil	UF (3/28)	1.0	1	0	0	0	1	0	0/0	0/0	1	8/9 (0)
Luke Cornelison	SC (3/20)	1.0	3	2	2	0	2	1	0/0	0/0	0	2/3 (1)
James DeCremer	UF (3/28)	1.0	1	0	0	0	0	0	3/2	3/2	0	1/2 (0)
Cooper Dossett	UF (3/28)	1.1	0	0	0	2	1	0	0/0	0/0	0	4/6 (2)
Steele Eaves	UF (3/28)	1.0	2	2	2	0	1	1	1/1	9/7	0	7/10 (0)
Cole Gibler	UF (3/27)	4.2	3	2	2	3	5	1	3/2	7/3	1	5/7 (1)
Jackson Kircher	UF (3/28)	0.2	1	2	2	1	2	0	1/0	1/0	0	4/7 (2)
Joey Lorenzini	UNC (3/18)	0.0	3	4	4	0	0	1	0/0	0/0	0	0/2 (0)
Jordan Martin	SC (3/20)	1.0	1	0	0	1	0	0	0/0	0/0	0	2/3 (1)
Ethan McElvain	SC (3/22)	1.2	3	1	1	0	2	0	1/0	3/0	0	5/6 (0)
Tate McGuire	UF (3/27)	0.2	2	1	1	1	2	0	2/2	7/2	0	6/8 (2)
TEAM TOTALS									32/14	3		50/71 (10)

Bullpen Notes: The Razorback bullpen has combined to allow 14-of-32 (43.8 percent) inherited runners to score ... The Razorback bullpen has combined to retire 50-of-71 (70.4 percent) first batters faced with 10 walks issued ... **RHP Mark Brissey** (1), **LHP Parker Coil** (1) and **LHP Cole Gibler** (1) are tied for the team lead in saves ... All three of Arkansas' saves this season are of the multi-inning variety ... **LHP Cole Gibler** tossed a career-long 3.2 shutout innings with six strikeouts in relief to secure the win in Arkansas' season-opening victory against Oklahoma State (Feb. 13) at Globe Life Field in the Shriners Children's College Showdown ... He recorded his first save of the season in the home opener against Xavier (Feb. 20), firing four innings of one-run ball with five strikeouts ... **RHP Tate McGuire** tossed a career long-tying 5.0 perfect innings with four strikeouts in relief vs. #10 TCU (Feb. 14) at Globe Life Field in the Shriners Children's College Showdown ... **RHP Steele Eaves** worked a career-long 2.1 innings with a career-high three strikeouts in relief vs. Texas Tech (Feb. 15) at Globe Life Field in the Shriners Children's College Showdown to help Arkansas win in extras ... Eaves recorded his second win of the season with two scoreless innings in relief against Xavier (Feb. 21) ... **LHP Ethan McElvain** emerged from the bullpen vs. Tarleton State (Feb. 16) at Globe Life Field in the Amegy Bank College Baseball Series and spun 2.2 shutout innings with five strikeouts ... **RHP Mark Brissey** recorded the first save by a Razorback reliever, tossing two scoreless innings with three strikeouts to close out Arkansas' win vs. Tarleton State (Feb. 16) at Globe Life Field in the Amegy Bank College Baseball Series ... **LHP Parker Coil** locked down his first save of the season against Arkansas State (Feb. 25), spinning 2.2 scoreless innings with a career-high six strikeouts in the process ... McElvain threw 1.2 scoreless innings with two strikeouts against #3 Mississippi State (March 14) to secure Arkansas' SEC Opening Weekend series win.



Parker Coil went 3-0 with a 1.27 ERA, 24 strikeouts and one save in 21.1 relief innings in 2025. The left-hander allowed only three earned run across 14 appearances on the year.



Cole Gibler made 20 appearances (all in relief) on the mound as a true freshman in 2025, posting a 3-2 record with a 3.99 ERA and 57 strikeouts (team-leading 17.4 SO/9) in 29.1 innings.



Carson Wiggins made 14 appearances (all in relief) as a true freshman before suffering a season-ending injury, going 1-1 with a 3.21 ERA, 20 strikeouts and three saves in 14.0 innings.



RECORD RUNDOWN

Overall	19-9
vs. top-5 teams	2-1
vs. top-10 teams	2-2
vs. top-25 teams	2-2
vs. unranked teams	17-7
At home	14-7
On the road	2-1
At neutral sites	3-1
In day games	14-7
In night games	5-2
In extra innings	2-0
In white uniforms	7-2
In cardinal uniforms	2-1
In cream uniforms	3-1
In grey uniforms	3-2
In pinstripe uniforms	4-2
In throwback uniforms (Norm DeBriyn Night)	0-1
vs. teams over .500	7-5
vs. teams .500 or worse	11-4
vs. right-handed starter	17-7
vs. left-handed starter	2-2
vs. both-handed starter	0-0
When starter receives decision	8-8
When reliever receives decision	11-1
When starter goes 5+ innings	11-1
When starter goes less than 5 innings	8-8
When scoring first	15-2
When scoring in 1st inning	11-2
When opponent scores first	4-7
When leading after 6 innings	17-0
When trailing after 6 innings	0-9
When tied after 6 innings	2-0
When leading after 7 innings	12-0
When trailing after 7 innings	1-9
When tied after 7 innings	2-0
When leading after 8 innings	10-0
When trailing after 8 innings	1-9
When tied after 8 innings	1-0
In one-run games	5-2
In two-run games	1-1
In five-run or more games	11-4
In run-rule games	7-0
Weekend series W-L-T	4-1-1
Weekend series sweeps/times swept	1-0
When scoring 10+ runs	8-0
Shutouts/times shut out	3-0
When opponent scores 5 runs or less	17-3
When opponent scores 6 runs or more	2-6
When collecting 0-3 hits	0-0
When collecting 4-6 hits	2-6
When collecting 7-9 hits	5-1
When collecting 10-12 hits	5-2
When collecting 13+ hits	7-0
When out-hitting opponent	16-2
When out-hit by opponent	3-7
When hits are equal	0-0
When hitting a home run	13-4
When opponent hits a home run	8-8
When errorless	6-6
When committing one error	10-1
When committing 2 errors	2-2
When committing 3+ errors	1-0
When opponent is errorless	4-4
vs. SEC opponents	4-4
vs. non-conference opponents	15-5
In midweek games	6-1
In rubber games	2-0
Game 1 of weekend series	4-2
Game 2 of weekend series	4-2
Game 3 of weekend series	3-2
Game 4 of weekend series	0-1
In February	8-3
In March	11-6
In April	0-0
In May	0-0
In June	0-0

MULTI-HIT GAMES

Name	2	3	4	5+	Total
Maika Niu	11	2	-	-	13
Camden Kozeal	8	2	1	-	11
Ryder Helfrick	9	1	-	-	10
Damian Ruiz	8	1	-	-	9
Kuhio Aloy	6	1	-	-	7
Nolan Souza	6	1	-	-	7
TJ Pompey	5	1	-	-	6
Reese Robinett	6	-	-	-	6
Zack Stewart	4	1	-	-	5
Carter Rutenbar	2	-	1	-	3
Carson Brumbaugh	1	-	-	-	1
TEAM	66	10	2	-	78

CAREER MULTI-HIT GAMES

Name	'23	'24	'25	'26	Total
Zack Stewart	19	21	12	5	57
Maika Niu	2	13	20	13	48
Damian Ruiz	11	2	25	9	47
Camden Kozeal	-	12	23	11	46
Kuhio Aloy	-	12	20	7	39
TJ Pompey	-	15	7	6	28
Brendan Kleiman	-	13	14	-	27
Ryder Helfrick	-	-	14	10	24
Nolan Souza	-	7	5	7	19
Reese Robinett	1	-	3	6	10
Carter Rutenbar	-	-	-	3	3
Carson Brumbaugh	-	-	-	1	1

MULTI-RBI GAMES

Name	2	3	4	5+	Total
Camden Kozeal	5	4	1	-	10
Kuhio Aloy	6	1	1	-	8
Ryder Helfrick	5	2	-	-	7
Maika Niu	3	2	1	1	7
Reese Robinett	3	-	-	-	3
Damian Ruiz	2	1	-	-	3
Zack Stewart	3	-	-	-	3
Nolan Souza	1	1	-	-	2
TJ Pompey	1	-	-	1	2
Carter Rutenbar	-	-	1	-	1
TEAM	29	11	4	2	46

HITTING STREAKS

Name	Longest	Current
Kuhio Aloy	12	1
Nolan Souza	8	1
Camden Kozeal	7	1
Maika Niu	7	-
Damian Ruiz	7	1
Carter Rutenbar	5	-
Reese Robinett	4	2
TJ Pompey	4	-
Ryder Helfrick	4	-
Zack Stewart	3	-
Christian Turner	2	1
Carson Brumbaugh	2	-
Alexander Peck	1	-

REACHED BASE STREAKS

Name	Longest	Current
Ryder Helfrick	26	-
Damian Ruiz	16	1
Camden Kozeal	15	11
Kuhio Aloy	13	1
Zack Stewart	9	-
Nolan Souza	9	1
Reese Robinett	8	8
TJ Pompey	7	-
Maika Niu	7	-
Carter Rutenbar	6	6
Christian Turner	4	1
Carson Brumbaugh	2	-
Carson Willis	1	1
Alexander Peck	1	-
Landon Schaefer	1	-

CAREER HOME RUNS

Name	Solo	2R	3R	GS	Total
Zack Stewart	27	12	7	3	49
Maika Niu	12	7	11	-	30
Camden Kozeal	11	10	5	1	27
Kuhio Aloy	10	9	4	2	25
Ryder Helfrick	16	8	-	1	25
TJ Pompey	11	5	2	3	21
Damian Ruiz	9	3	2	-	15
Nolan Souza	7	2	2	1	12
Brendan Kleiman	3	3	-	-	6
Reese Robinett	2	1	2	-	5
Carter Rutenbar	-	-	1	-	1

HOME RUN BREAKDOWN

Total	40
at Baum-Walker Stadium	25
on the Road	9
Neutral Site	6
vs. RHP	33
vs. LHP	7
w/ 0 Outs	13
w/ 1 Out	18
w/ 2 Outs	9
Solo	20
Two-Run	12
Three-Run	7
Grand Slam	1
Leadoff	7
Back-to-Back	1
Walk-Off (Run-Rule)	1 (2)
Pinch-Hit	0
Inside-the-Park	0
Before 7th Inning	31
7th Inning and Beyond	9
Current Streak of Consecutive Games with HR	5
Longest Streak of Consecutive Games with HR	5
Opponent HR Total	29
Last HR Given Up	2R
Current Streak of No HR Allowed	0
Longest Stretch without HR Allowed	3

COMEBACKS

defined as any win when trailing after an inning

Date / Opponent	Score (Inn.)	Final
March 14 / vs. #3 MSU [DH-2]	0-3 (2)	W, 7-3
March 21 / at South Carolina	1-2 (8)	W, 3-2 (10)
March 24 / UCA	0-2 (3)	W, 15-2 (7)

BLOWN LEADS

defined as any loss when leading after an inning

Date / Opponent	Score (Inn.)	Final
Feb. 24 / Arkansas St.	1-0 (1)	L, 12-4
March 8 / Stetson	1-0 (3)	L, 4-1
March 28 / Florida	3-2 (4)	L, 7-4



TEAM GAME HIGHS

Team Batting

At bats:	40	vs. Texas Tech (Feb. 15 at Arlington, Texas)
Runs scored:	22	at South Carolina (March 20)
Hits:	14	vs. Xavier (Feb. 22)
	14	vs. UT Arlington (March 1)
	14	at South Carolina (March 20)
RBI:	21	at South Carolina (March 20)
Doubles:	5	vs. Stetson (March 6)
	5	vs. Northern Colorado (March 17)
Triples:	1	vs. Xavier (Feb. 21)
	1	vs. #3 Mississippi State [DH-I] (March 14)
	1	vs. Northern Colorado (March 18)
Home runs:	6	at South Carolina (March 20)
Total bases:	34	at South Carolina (March 20)
Walks:	14	vs. Northern Colorado (March 17)
Strikeouts:	16	vs. Florida (March 27)
Sac hits:	1	vs. Arkansas State (Feb. 25)
	1	vs. Stetson (March 8)
	1	at South Carolina (March 21)
Sac flies:	2	vs. Stetson (March 7)
Stolen bases:	5	vs. Northern Colorado (March 17)
Hit by pitch:	3	at South Carolina (March 20)
Caught stealing:	1	(7 times)
Runners LOB:	12	vs. Northern Colorado (March 17)
Hit into DP:	3	vs. Arkansas State (Feb. 25)
	3	vs. Northern Colorado (March 18)

Fielding

Putouts:	33	vs. Texas Tech (Feb. 15 at Arlington, Texas)
Assists:	15	vs. Stetson (March 9)
	15	vs. Florida (March 28)
Errors:	3	vs. Stetson (March 6)
Passed balls:	1	vs. Arkansas State (Feb. 25)
	1	vs. Florida (March 27)
DPs turned:	3	vs. Mississippi State (March 14)

Pitching

Innings pitched:	11.0	vs. Texas Tech (Feb. 15 at Arlington, Texas)
Runs allowed:	12	vs. Arkansas State (Feb. 24)
Earned runs:	11	vs. Arkansas State (Feb. 24)
Walks allowed:	10	vs. Florida (March 27)
Strikeouts:	16	at South Carolina (March 21)
Hits allowed:	14	vs. Arkansas State (Feb. 24)
Doubles allowed:	3	vs. Xavier (Feb. 20)
Triples allowed:	1	vs. Tarleton State (Feb. 16 at Arlington, Texas)
Homers allowed:	5	vs. Arkansas State (Feb. 24)
Wild pitches:	3	vs. Florida (March 27)
Hit batters:	2	(4 times)

INDIVIDUAL GAME HIGHS

Individual Batting

At bats:	6	Ryder Helfrick vs. Texas Tech (Feb. 15 at Arlington, Texas)
Runs scored:	4	Ryder Helfrick vs. Oklahoma State (Feb. 13 at Arlington, Texas)
	4	Damian Ruiz vs. Northern Colorado (March 17)
	4	Maika Niu at South Carolina (March 20)
Hits:	4	Camden Kozeal vs. Xavier (Feb 21)
	4	Carter Rutenbar vs. Stetson (March 9)
RBI:	6	Maika Niu at South Carolina (March 20)
Doubles:	2	(5 times)
Triples:	1	Camden Kozeal vs. Xavier (Feb. 21)
	1	TJ Pompey vs. #3 Mississippi State [DH-I] (March 14)
	1	Christian Turner vs. Northern Colorado (March 18)
Home runs:	2	Ryder Helfrick vs. Oklahoma State (Feb. 13 at Arlington, Texas)
	2	Maika Niu at South Carolina (March 20)
	2	TJ Pompey vs. UCA (March 24)
Total bases:	10	Camden Kozeal vs. Xavier (Feb. 21)
	10	Maika Niu at South Carolina (March 20)
Walks:	4	Damian Ruiz vs. Texas Tech (Feb. 15 at Arlington, Texas)
Strikeouts:	4	TJ Pompey vs. Stetson (March 9)
Sac hits:	1	Carson Brumbaugh vs. Arkansas State (Feb. 25)
	1	Nolan Souza vs. Stetson (March 8)
	1	Camden Kozeal at South Carolina (March 21)
Sac flies:	1	(10 times)
Stolen bases:	2	(4 times)
Hit by pitch:	2	Nolan Souza vs. UCA (March 24)
Caught stealing:	1	(7 times)
Runners LOB:	5	Maika Niu vs. Xavier (Feb 21)
	5	TJ Pompey at South Carolina (March 22)

Fielding

Putouts:	14	Ryder Helfrick vs. Oklahoma State (Feb. 13 at Arlington, Texas)
	14	Ryder Helfrick vs. Xavier (Feb. 21)
	14	Ryder Helfrick at South Carolina (March 21)
Assists:	7	Camden Kozeal vs. Stetson (March 9)
Errors:	2	Carson Brumbaugh vs. UT Arlington (March 1)
	2	Carson Brumbaugh vs. Stetson (March 8)
	2	TJ Pompey at South Carolina (March 22)
Passed balls:	1	Ryder Helfrick vs. Arkansas State (Feb. 25)
	1	Ryder Helfrick vs. Florida (March 27)

Pitching

Innings pitched:	8.0	Colin Fisher vs. Xavier (Feb. 22)
Runs allowed:	6	Peyton Lee vs. Arkansas State (Feb. 24)
Earned runs:	6	Peyton Lee vs. Arkansas State (Feb. 24)
Walks allowed:	4	Gabe Gaeckle vs. Florida (March 27)
	4	Hunter Dietz vs. Florida (March 28)
Strikeouts:	12	Hunter Dietz vs. Stetson (March 7)
	12	Hunter Dietz at South Carolina (March 21)
Hits allowed:	8	Gabe Gaeckle vs. UT Arlington (Feb. 27)
	8	Gabe Gaeckle vs. #3 Mississippi State (March 13)
Doubles allowed:	2	Hunter Dietz vs. #10 TCU (Feb. 14 at Arlington, Texas)
	2	Gabe Gaeckle vs. Xavier (Feb. 20)
	2	Gabe Gaeckle vs. UT Arlington (Feb. 27)
Triples allowed:	1	Peyton Lee vs. Tarleton State (Feb. 16 at Arlington, Texas)
Homers allowed:	2	(6 times)
Wild pitches:	2	Hunter Dietz vs. Florida (March 28)
Hit batters:	2	Peyton Lee vs. Tarleton State (Feb. 16 at Arlington, Texas)



Camden Kozeal hit for the cycle against Xavier (Feb. 21), becoming the third Razorback to accomplish the feat in the DVH era (Robert Moore vs. UCA in 2021 & Dylan Leach vs. UCA in 2022).

THE LAST TIME AN ARKANSAS PLAYER...

4 hits in a game.....	Carter Rutenbar vs. Stetson, March 9, 2026
5 hits in a game.....	Peyton Stovall vs. Missouri State, May 1, 2024
6 hits in a game.....	Jeremy Jackson vs. Northeastern (Okla.), April 16, 1997
Multiple hits in six consecutive games.....	Charles Davalan at #13 Ole Miss, vs. Oral Roberts & vs. South Carolina, March 14-21, 2025
Multiple hits in seven or more consecutive games.....	Kuhio Aloy (7) vs. Grambling, vs. Charlotte, vs. ULM & vs. Portland, Feb. 25-March 7, 2025
2 hits in an inning.....	Camden Kozeal (1B, 2B) vs. UCA, March 24, 2026
2 doubles in an inning.....	Harold Coll vs. SEMO (6th), March 21, 2023
2 extra-base hits in an inning.....	Wehiwa Aloy (2B, 3B) vs. Oral Roberts (4th), March 19, 2025
Reached base twice in an inning.....	TJ Pompey (BB, HR) & Camden Kozeal (1B, 2B) vs. UCA, March 24, 2026
2 doubles in a game.....	Camden Kozeal vs. Northern Colorado, March 17, 2026
3 doubles in a game.....	Reese Robinett vs. UAPB, April 15, 2025
4 doubles in a game.....	Rodney Nye vs. Louisiana Tech, March 31, 1998
3 consecutive at-bats with a double.....	Hudson White vs. James Madison, Feb. 17-18, 2024
4 consecutive games with a double.....	Cam Kozeal vs. Missouri & vs. Arkansas State, April 5-8, 2025
Led off a game with a triple.....	Braydon Webb vs. #2 Stanford (College World Series), June 18, 2022
2 triples in a game.....	Jax Biggers vs. Auburn (SEC Tournament), May 25, 2017
Led off a game with a home run.....	Damian Ruiz vs. Northern Colorado, March 17, 2026
2 home runs in a game.....	TJ Pompey (GS, Solo) vs. UCA, March 24, 2026
2 home runs on Opening Day.....	Ryder Helfrick (2R, Solo) vs. Oklahoma State, Feb. 13, 2026
2 home runs in an SEC Tournament game.....	Peyton Holt (3R, Solo) vs. #2 Kentucky (SEC Tournament), May 23, 2024
2 home runs in an NCAA Tournament game.....	Logan Maxwell (2R, Solo) vs. Creighton (NCAA Fayetteville Regional), June 1, 2025
3 home runs in a game.....	Chad Spanberger (Solo, 2R, GS) vs. Auburn (SEC Tournament), May 25, 2017
Grand slam.....	TJ Pompey vs. UCA, March 24, 2026
Grand slam in consecutive games.....	Cayden Wallace vs. UIC, March 12-13, 2022
Grand slam in an SEC Tournament game.....	Jared Wegner vs. Texas A&M (SEC Tournament), May 24, 2023
Grand slam in an NCAA Tournament game.....	Logan Maxwell vs. #16 Tennessee (NCAA Fayetteville Super Regional), June 8, 2025
HR in consecutive at-bats.....	TJ Pompey vs. UCA, March 24, 2026
HR in 2 straight games.....	Damian Ruiz at South Carolina, March 20-21, 2026
HR in 3 straight games.....	Ryder Helfrick vs. Creighton (NCAA Fayetteville Regional) & #16 Tennessee (NCAA Fayetteville Super Regional), May 31-June 7, 2025
HR in 4 straight games.....	Wehiwa Aloy at Georgia, vs. UAPB & Texas A&M, April 13-18, 2025
HR in 5 straight games.....	Aaron Murphree vs. OSU, South Dakota State & Siena, March 2-8, 2008
HR in 6 straight games.....	Aaron Murphree vs. OSU, South Dakota State & Siena, March 2-9, 2008
Pinch-hit home run.....	Cam Kozeal at Florida, April 26, 2025
Pinch-hit home run in an SEC game.....	Cam Kozeal at Florida, April 26, 2025
Pinch-hit home run in an NCAA Tournament game.....	Charlie Welch vs. #19 Nebraska (NCAA Regional), June 7, 2021
Back-to-back home runs.....	Damian Ruiz (2R) & Camden Kozeal (Solo) at South Carolina, March 20, 2026
Back-to-back-to-back home runs.....	Charles Davalan (2R), Wehiwa Aloy (Solo) & Kuhio Aloy (Solo) at #13 Ole Miss, March 15, 2025
Walk-off home run (non-run rule).....	TJ Pompey vs. #3 Mississippi State, March 13, 2026
Walk-off home run in an SEC game.....	TJ Pompey vs. #3 Mississippi State, March 13, 2026
Walk-off home run in an SEC Tournament game.....	Kendall Diggs vs. Texas A&M (SEC Tournament), May 24, 2023
Inside-the-park home run.....	Camden Kozeal vs. #17 Ole Miss (SEC Tournament), May 23, 2025
Little League home run.....	Justin Thomas Jr. vs. Little Rock, April 22, 2025
Hit a home run from both sides of the plate in a game.....	Dylan Leach vs. UCA, April 5, 2022
Hit for the cycle.....	Camden Kozeal vs. Xavier, Feb. 21, 2026
4 runs in a game.....	Maika Niu at South Carolina, March 20, 2026
5 runs in a game.....	Wehiwa Aloy vs. Portland, March 7, 2025
6 runs in a game.....	Trevor Ezell vs. Grambling, April 30, 2019
4 RBI in a game.....	Carter Rutenbar vs. UCA, March 24, 2026
5 RBI in a game.....	TJ Pompey vs. UCA, March 24, 2026
6 RBI in a game.....	Maika Niu at South Carolina, March 20, 2026
7 RBI in a game.....	Charles Davalan vs. Missouri [DH-1], April 6, 2024
8 RBI in a game.....	Brent Iredale vs. Portland, March 7, 2025
9 RBI in a game (program record).....	Ryan Lundquist vs. Central Missouri St., March 4, 1997
2 walks in an inning.....	Zack Stewart at South Carolina, March 20, 2026
4 walks in a game.....	Damian Ruiz vs. Texas Tech, Feb. 16, 2026
5 walks in a game (program record).....	Jared Wegner vs. Louisiana Tech, March 12, 2023
Hit by 2 pitches in an inning.....	Logan Maxwell vs. South Carolina (1st), March 22, 2025

THE LAST TIME AN ARKANSAS PLAYER...

Reached base in 13 consecutive plate appearances.....	Damian Ruiz vs. Oklahoma State, vs. #10 TCU, vs. Texas Tech, vs. Tarleton State, Feb. 13-16, 2026
Reached base in 35 or more consecutive games.....	Charles Davalan (35) vs. Michigan, vs. Grambling, vs. Charlotte, vs. ULM, vs. Portland, vs. UCA, at #13 Ole Miss, vs. Oral Roberts, vs. South Carolina, vs. Missouri State, at #14 Vanderbilt, vs. Grambling, vs. Missouri, vs. Arkansas State, at #7 Georgia, vs. Texas A&M, Feb. 23-April 18, 2025
2 stolen bases in a game.....	TJ Pompey & Nolan Souza vs. Northern Colorado, March 17, 2026
3 stolen bases in a game.....	Nolan Souza vs. Arkansas State, April 8, 2025
4 stolen bases in a game.....	Logan Forsythe vs. Ole Miss, May 19, 2007
Stole home.....	Bobby Wernes vs. Ole Miss, March 28, 2015
2 errors in a game.....	TJ Pompey at South Carolina, March 22, 2026
3 errors in a game.....	Bobby Wernes at LSU, April 12, 2014
4 errors in a game.....	Chris Shaddy vs. TCU, April 27, 1980
No-hitter (9 innings).....	Gage Wood vs. Murray State (College World Series), June 16, 2025
Combined no-hitter (9 innings).....	Nick Schmidt (6.0 IP), Brian McLelland (1.0 IP) & Devin Collis (2.0 IP) vs. Oklahoma State, February 12, 2006
Combined no-hitter (7 innings).....	Dominic Taccolini (2.0 IP), Matt Cronin (3.0 IP) & Josh Alberius (2.0 IP) vs. Auburn (SEC Tournament), May 25, 2017
1-hitter (9 innings).....	Brett Eibner vs. Georgia, April 19, 2009
1-hitter (8 innings).....	Colin Fisher vs. Xavier, Feb. 22, 2026
1-hitter (7 innings).....	Trevor Stephan at Tennessee, May 6, 2017
Combined 1-hitter (9 innings).....	James DeCremer (3.2 IP), Steele Eaves (2.2 IP) & Parker Coil (2.2 IP) vs. Arkansas State, Feb. 25, 2026
Combined 1-hitter (7 innings).....	Colin Fisher (2.0 IP), Tate McGuire (3.0 IP), Dylan Carter (1.0 IP) & Steele Eaves (1.0) vs. Oral Roberts, March 19, 2025
2-hitter (9 innings).....	Keaton McKinney vs. Alabama (SEC Tournament), May 2, 2014
2-hitter (7 innings).....	Kacey Murphy vs. Florida (SEC Tournament), May 27, 2017
Combined 2-hitter (9 innings).....	Hunter Dietz (7.0 IP) & Mark Brissey (2.0 IP) vs. UT Arlington, Feb. 28, 2026
Combined 2-hitter (7 innings).....	Ben Bybee (3.0 IP), Dylan Carter (2.0 IP), Christian Foutch (1.0 IP) & Stone Hewlett (1.0 IP) vs. Little Rock, March 26, 2024
3-hitter (9 innings).....	Will McEntire vs. Louisiana Tech, March 11, 2023
Combined 3-hitter (9 innings).....	Zach Root (7.2 IP), Aiden Jimenez (0.1 IP) & Dylan Carter (1.1 IP) at #14 Vanderbilt, March 28, 2025
Combined 3-hitter (7 innings).....	Tate McGuire (5.0 IP), Dylan Carter (1.0 IP) & Carson Wiggins (1.0 IP) vs. Little Rock, April 22, 2025
Complete game (10 innings).....	Dominic Taccolini at #12 Kentucky, April 22, 2016
Complete game (9 innings).....	Gage Wood vs. Murray State (College World Series), June 16, 2025
Complete game (8 innings).....	Colin Fisher vs. Xavier, Feb. 22, 2026
Complete game (7 innings).....	Zach Root vs. South Carolina, March 21, 2025
Complete-game shutout (9 innings).....	Gage Wood vs. Murray State (College World Series), June 16, 2025
Complete-game shutout (8 innings).....	Colin Fisher vs. Xavier, Feb. 22, 2026
Complete-game shutout (7 innings).....	Kacey Murphy vs. Florida (SEC Tournament), May 27, 2017
10-inning or more start.....	Dominic Taccolini at #12 Kentucky (10 innings), April 22, 2016
Had 10 strikeouts.....	Gabe Gaekle vs. #3 LSU (College World Series), June 14, 2024
Had 11 strikeouts.....	Colin Fisher vs. Xavier, Feb. 22, 2026
Had 12 strikeouts.....	Hunter Dietz at South Carolina, March 21, 2026
Had 13 strikeouts.....	Gage Wood vs. Creighton, June 1, 2025
Had 14 strikeouts.....	Hagen Smith at #5 Texas A&M, May 16, 2024
Had 15 strikeouts.....	Nick Schmidt vs. Auburn, May 18, 2006
Had 16 strikeouts.....	David Walling vs. Eastern Illinois, Feb. 20, 1998
Had 17 strikeouts.....	Hagen Smith vs. #7 Oregon State, Feb. 23, 2024
Had 18 strikeouts.....	N/A
Had 19 strikeouts (program record).....	Gage Wood vs. Murray State (College World Series), June 16, 2025
Had 10 or more strikeouts in two consecutive outings.....	Hagen Smith vs. #14 Mississippi State (11) & at #5 Texas A&M (14), May 10-16, 2024
Had 10 or more strikeouts in three consecutive outings.....	Hagen Smith at #8 Kentucky (14), vs. #14 Mississippi State (11) & at #5 Texas A&M (14), May 3-16, 2024
Had 10 or more strikeouts in four consecutive outings.....	Hagen Smith vs. Florida (11), at #8 Kentucky (14), vs. #14 Mississippi State (11) & at #5 Texas A&M (15), April 26-May 16, 2024
Had 10 or more strikeouts in five consecutive outings.....	H. Smith at #20 S Carolina (11), vs. Florida (11), at #8 Kentucky (14), vs. #14 Mississippi St (11) & at #5 Texas A&M (14), April 19-May 16, 2024
Had 12 or more strikeouts in consecutive outings.....	Hagen Smith vs. #7 Oregon State (17) & Murray State (12), Feb. 23-March 1, 2024
Had four strikeouts in an inning.....	Stone Hewlett vs. UCA, March 5, 2024
Threw an immaculate inning (9 pitches, 9 strikes, 3 strikeouts).....	Parker Coil vs. Charlotte, March 2, 2025
Retired 15 consecutive batters in a game.....	Tate McGuire vs. #10 TCU, Feb. 14, 2026
Retired 20 consecutive batters in a game.....	Colin Fisher vs. Xavier, Feb. 22, 2026
Retired 21 consecutive batters in game.....	Gage Wood vs. Murray State (College World Series), June 16, 2025
Consecutive starts of seven or more innings.....	Zach Root vs. South Carolina (7.0 IP) & at #14 Vanderbilt (7.2 IP), March 21-28, 2025
Pitched in five consecutive games.....	Stone Hewlett at #23 Auburn, vs. Little Rock & vs. #8 LSU, March 22-29, 2024

THE LAST TIME AN ARKANSAS TEAM...

Scored 10 runs	vs. Oral Roberts, March 3, 2026
Scored 11 runs	vs. UT Arlington, March 1, 2026
Scored 12 runs	vs. Oklahoma State, Feb. 13, 2026
Scored 13 runs	vs. Northern Colorado, March 17, 2026
Scored 14 runs	vs. Missouri [DH-1], April 6, 2025
Scored 15 runs	vs. UCA, March 24, 2026
Scored 16 runs	vs. Missouri [DH-2], April 6, 2025
Scored 17 runs	vs. SEMO (NCAA Regional), May 31, 2024
Scored 18 runs	vs. McNeese, March 10, 2024
Scored 19 runs	vs. Northwestern State, April 23, 2019
Scored 20 runs	vs. Portland, March 7, 2025
Scored 21 runs	vs. Missouri, April 5, 2025
Scored 22 runs	at South Carolina, March 20, 2026
Scored 23 runs	Never
Scored 24 runs	Missouri Southern, Feb. 11, 1998
Scored 25 runs	Missouri Southern, Feb. 4, 2001
Scored 26 runs	vs. UAPB, April 14, 2021
Scored 27 runs	Never
Scored 28 runs	vs. Wisconsin-Milwaukee (DH-2), Feb. 18, 2007
Scored 29 runs	Morningside, April 6, 1968
Scored 30 runs	at South Carolina, March 30, 1997
Scored 31 runs	Never
Scored 32 runs	vs. Bucknell, Feb. 17, 2018
Scored 33 runs	vs. Southwest Baptist, March 21, 1984
Scored 20 or more runs against an SEC opponent	at South Carolina (22), March 20, 2026
Scored 30 or more runs against an SEC opponent	at South Carolina (30), March 30, 1997
Scored 50 or more runs in an SEC weekend series	vs. Missouri (51), April 5-6, 2025
Scored 4 runs in an inning	vs. UCA (6th), March 24, 2026
Scored 5 runs in an inning	vs. UT Arlington (6th), March 1, 2026
Scored 6 runs in an inning	at Florida (5th), April 26, 2025
Scored 7 runs in an inning	at #7 Georgia (9th), April 11, 2025
Scored 8 runs in an inning	at South Carolina (4th), March 20, 2026
Scored 9 runs in an inning	vs. Arkansas State (3rd), April 2, 2024
Scored 10 runs in an inning	vs. UCA (5th), March 24, 2026
Scored 11 runs in an inning	vs. UAPB (5th), April 14, 2021
Scored 12 runs in an inning	vs. Oral Roberts (4th), March 19, 2025
Scored 13 runs in an inning	Never
Scored 14 runs in an inning	vs. Saint Louis (1st), April 7, 2010
Had 10 hits	vs. UCA, March 24, 2026
Had 11 hits	vs. Northern Colorado, March 18, 2026
Had 12 hits	vs. Northern Colorado, March 17, 2026
Had 13 hits	vs. Stetson, March 7, 2026
Had 14 hits	at South Carolina, March 20, 2026
Had 15 hits	vs. #17 Tennessee, May 15, 2025
Had 16 hits	vs. Missouri [DH-1], April 6, 2025
Had 17 hits	vs. #16 NC State (NCAA Super Regional), June 11, 2021
Had 18 hits	vs. UAPB, April 15, 2025
Had 19 hits	vs. UCA, April 5, 2022
Had 20 hits	vs. Grambling, Feb. 27, 2024
Had 21 hits	vs. #2 Stanford (College World Series), June 18, 2022
Had 22 hits	at #6 Vanderbilt, April 14, 2019
Had 23 hits	Centenary, March 31, 1999
Had 24 hits	Georgia, March 17, 2001
Had 25 hits	at Centenary, March 23, 2005
Had 26-29 hits	28 at South Carolina, March 30, 1997
Had 30 hits	vs. Saint Louis, April 7, 2010
Had 31+ hits	32 vs. Southwest Baptist, March 21, 1984
Hit four home runs in a game	4 - TJ Pompey (2), Carter Rutenbar (1) & Zack Stewart (1) vs. UCA, March 24, 2026
Hit five home runs in a game	5 - Wehiwa Aloy (2), Ryder Helfrick (2) & Cam Kozeal (1) vs. Creighton (NCAA Regional), May 31, 2025
Hit six home runs in a game	6 - Maika Niu (2), Kuhio Aloy (1), Camden Kozeal (1), TJ Pompey (1) & Damian Ruiz (1) at South Carolina, March 20, 2026
Hit seven home runs in a game	7 - Robert Moore (2), Jalen Battles (1), Chris Lanzilli (1), Michael Turner (1), Brady Slavens (1) & Cayden Wallace (1) vs. Oklahoma State (NCAA Regional), June 4, 2022
Hit eight or more home runs in a game	8 - Matt Goodheart (2), Brady Slavens (2), Cullen Smith (2) & Charlie Welch (2) vs. UAPB, April 14, 2021
Hit two grand slams in a game	vs. Grambling, Feb. 27, 2024
Hit a grand slam in two consecutive games	vs. South Carolina & vs. Missouri State, March 23-25, 2025
Hit a grand slam in three consecutive games	vs. UIC & vs. Grambling, March 12-15, 2022

THE LAST TIME AN ARKANSAS TEAM...

Had brothers hit home runs in the same game..... Wehiwa Aloy (2nd) & Kuhio Aloy (3rd) vs. UAPB, April 15, 2025
Had brothers hit back-to-back home runs Wehiwa Aloy (Solo) & Kuhio Aloy (Solo) at #13 Ole Miss, March 15, 2025
Had 10 consecutive batters reach base safely in an inning.....vs. UCA, March 24, 2026
3 errors in a game.....vs. Stetson, March 6, 2026
4 errors in a game.....vs. Michigan, Feb. 25, 2024
5 errors in a game.....vs. South Carolina (SEC Tournament), May 23, 2018
6 errors in a game.....vs. Eastern Illinois, March 5, 2016
7 errors in a game.....vs. LA Tech, March 20, 2001
Overcame a seven-run deficit to winvs. Texas Tech, April 16, 2024
Overcame an eight-run deficit to winvs. Charlotte, Feb. 28, 2025
Overcame a nine-run deficit to win.....at Louisiana Tech, March 1, 2017
Four consecutive run-rule winsvs. ULM & Portland, March 4-8, 2025
Shut out an opponent at homevs. UT Arlington, Feb. 28, 2026
Shut out an opponent on the road.....at Florida, April 26, 2025
Shut out an opponent at a neutral site.....vs. Murray State (College World Series), June 16, 2025
Shut out an SEC opponent at home.....vs. #1 Texas, May 1, 2025
Shut out an SEC opponent on the roadat Florida, April 26, 2025
Shut out by an SEC opponent at homevs. #24 Vanderbilt, May 15, 2022
Shut out by an SEC opponent on the road.....at #5 Texas A&M, May 16, 2024
Threw consecutive shutouts.....vs. Little Rock (10-0 [7 inn.], 4-0 [9 inn.]), April 22-23, 2025
Threw consecutive seven-inning shutouts.....vs. UAPB [DH-1 & DH-2] (15-0, 6-0), April 12, 2022
Threw consecutive nine-inning shutouts.....vs. Missouri (8-0, 6-0), March 15-16, 2024
Threw consecutive seven-inning shutouts against an SEC opponent.....vs. South Carolina (2-0, 3-0) April 14, 2018
Threw-back-to-back nine-inning shutouts against an SEC opponent.....vs. Missouri (8-0, 6-0), March 15-16, 2024
Most consecutive shutouts thrown4, vs. Wisconsin, March 15-16, 1980
Struck out 20 or more opposing battersvs. Creighton (20), June 1, 2025
Struck out 23 opposing battersvs. #7 Oregon State (23), Feb. 23, 2024
Struck out 25 opposing batters (program record).....vs. Oklahoma State (25), Feb. 24, 2024
Struck out 10-plus opposing batters in 10 consecutive games.....vs. #7 Oregon State, Oklahoma State, Michigan, Grambling, Murray State, UCA & McNeese, Feb. 23-March 9, 2024
Struck out 20-plus opposing batters in back-to-back gamesvs. #7 Oregon State & Oklahoma State, Feb. 23-24, 2024
Had starting pitchers record double-digit strikeouts in three consecutive games.....Hagen Smith (12), Brady Tygart (10) & Mason Molina (10)vs. Murray State, March 1-3, 2024
Was shut out.....at #5 Texas A&M (1-0), May 16, 2024
Was shut out in back-to-back gamesvs. LSU (7-0, 6-0), April 23-24, 2005
Held to 1 hit.....vs. Missouri State, May 17, 2016
Held to 2 hits.....vs. #24 Vanderbilt, May 15, 2022
Held to 3 hits.....vs. #22 TCU, Feb. 22, 2025
Did not strikeout.....vs. Eastern Illinois, Feb. 16, 2019
Won an SEC home weekend series.....vs. #3 Mississippi State, March 13-14, 2026
Won an SEC road weekend series.....at South Carolina, March 20-22, 2026
Lost an SEC home weekend series.....vs. Florida, March 27-29, 2026
Lost an SEC road weekend series.....at #3 LSU, May 9-11, 2025
Swept an SEC home weekend seriesvs. #1 Texas, May 1-3, 2025
Swept an SEC road weekend series.....at #14 Vanderbilt, March 28-30, 2025
Was swept in an SEC home weekend series.....vs. Alabama, May 13-15, 2016
Was swept in an SEC road weekend series.....at Georgia, April 20-22, 2023
Won a non-conference home weekend series.....vs. UT Arlington, Feb. 27-March 1, 2026
Won a non-conference road weekend series.....at Louisiana Tech, March 12-14, 2021
Lost a non-conference home weekend series.....vs. South Alabama, Feb. 28-March 1, 2014
Lost a non-conference road weekend series.....at Texas A&M, Feb. 27-29, 2004
Tied a non-conference home weekend series.....vs. Stetson, March 6-9, 2026
Swept a non-conference home weekend series.....vs. Xavier, Feb. 20-22, 2026
Swept a non-conference road weekend series.....at Northwestern State, Feb. 16-18, 1996
Was swept in a non-conference home weekend series.....vs. Long Beach State, Feb. 25-27, 2000
Was swept in a non-conference road weekend series.....at UNLV, March 19-21, 1994
Lost a midweek game.....vs. Arkansas State, Feb. 24, 2026
Swept a double midweek series.....vs. Northern Colorado, March 17-18, 2026
Was swept in a double midweek seriesvs. Gonzaga, March 10-11, 2015



HOME RUN CHART

No.	Player	Game	Date	Opponent	Pitcher	On Base	Inning	Outs	Count	Score	Final
1	Ryder Helfrick (1)	1	Feb. 13	vs. Oklahoma State	LHP Hudson Barrett	1	1	0	0-0	0-0	W, 12-2 (8)
2	Ryder Helfrick (2)	1	Feb. 13	vs. Oklahoma State	LHP Hudson Barrett	0	3	1	2-2	2-0	W, 12-2 (8)
3	Camden Kozeal (1)	1	Feb. 13	vs. Oklahoma State	LHP Drew Blake	1	7	0	3-2	3-2	W, 12-2 (8)
4	Maika Niu (1) !	1	Feb. 13	vs. Oklahoma State	RHP Parker Jennings	2	8	2	3-1	9-2	W, 12-2 (8)
5	Kuhio Aloy (1) *	2	Feb. 14	vs. #10 TCU	RHP Zack James	0	7	0	0-1	3-5	L, 5-4
6	Camden Kozeal (2)	3	Feb. 15	vs. Texas Tech	RHP Will Jordan	0	9	1	0-2	4-5	W, 6-5 (11)
7	Camden Kozeal (3)	5	Feb. 20	Xavier	RHP Ryan Piech	2	1	1	1-1	0-0	W, 5-2
8	Camden Kozeal (4)	6	Feb. 21	Xavier	RHP Jack Nobe	1	1	2	2-1	0-0	W, 7-6
9	Ryder Helfrick (3)	6	Feb. 21	Xavier	RHP Jack Nobe	0	5	1	0-0	3-4	W, 7-6
10	Kuhio Aloy (2)	6	Feb. 21	Xavier	RHP Karter Muck	0	5	2	1-1	4-4	W, 7-6
11	Zack Stewart (1) *	7	Feb. 22	Xavier	RHP Jack DeTienne	0	2	0	3-2	3-0	W, 11-0 (8)
12	Ryder Helfrick (4)	7	Feb. 22	Xavier	RHP Jack DeTienne	1	4	1	1-0	5-0	W, 11-0 (8)
13	Kuhio Aloy (3) !	7	Feb. 22	Xavier	RHP Asher DeLeo	2	8	2	1-1	8-0	W, 11-0 (8)
14	Maika Niu (2) *	8	Feb. 24	Arkansas State	RHP Andrew Allen	0	1	0	3-2	0-0	L, 12-4
15	Zack Stewart (2)	8	Feb. 24	Arkansas State	RHP Brett Foss	0	4	2	2-1	2-8	L, 12-4
16	Maika Niu (3)	11	Feb. 28	UT Arlington	RHP Nick Perry	2	3	1	0-1	3-0	W, 9-0
17	Camden Kozeal (5)	11	Feb. 28	UT Arlington	RHP Landon Murphy	2	8	2	1-1	6-0	W, 9-0
18	Zack Stewart (3)	12	March 1	UT Arlington	RHP Zach Evans	0	2	1	1-2	0-0	W, 11-1 (7)
19	Camden Kozeal (6)	12	March 1	UT Arlington	RHP Zach Evans	1	3	1	2-1	1-0	W, 11-1 (7)
20	Ryder Helfrick (5)	12	March 1	UT Arlington	RHP Jacob Gabler	1	6	2	0-0	7-1	W, 11-1 (7)
21	TJ Pompey (1) *	13	March 3	Oral Roberts	RHP Will Yeary	0	4	0	2-2	4-1	W, 10-2
22	Reese Robinett (1)	17	March 9	Stetson	RHP Dallis Moran	1	2	1	1-1	0-4	L, 6-4
23	Zack Stewart (4)	18	March 13	#3 Mississippi State	RHP Ryan McPherson	0	6	1	3-2	3-2	W, 5-4
24	TJ Pompey (2) * !	18	March 13	#3 Mississippi State	LHP Maddox Miller	0	9	0	3-2	4-4	W, 5-4
25	Damian Ruiz (1) *	21	March 17	Northern Colorado	RHP Mitch Haythorn	0	1	0	2-1	0-2	W, 13-2 (8)
26	TJ Pompey (3) *	21	March 17	Northern Colorado	RHP Jax Pfister	0	7	0	1-1	5-2	W, 13-2 (8)
27	Maika Niu (4)	23	March 20	at South Carolina	RHP Josh Gunther	2	1	1	0-1	1-0	W, 22-6 (7)
28	Damian Ruiz (2)	23	March 20	at South Carolina	RHP Josh Gunther	1	2	1	2-1	4-0	W, 22-6 (7)
29	Camden Kozeal (7)	23	March 20	at South Carolina	RHP Josh Gunther	0	2	1	2-1	6-0	W, 22-6 (7)
30	Kuhio Aloy (4)	23	March 20	at South Carolina	RHP Josh Gunther	1	3	1	1-1	7-0	W, 22-6 (7)
31	TJ Pompey (4)	23	March 20	at South Carolina	LHP Bryce Navarre	1	5	1	1-1	17-4	W, 22-6 (7)
32	Maika Niu (5) *	23	March 20	at South Carolina	LHP Bryce Navarre	0	6	0	1-1	20-4	W, 22-6 (7)
33	Damian Ruiz (3)	24	March 21	at South Carolina	RHP Amp Phillips	0	3	2	2-2	0-0	W, 3-2 (10)
34	Nolan Souza (1)	25	March 22	at South Carolina	RHP Brandon Stone	0	5	1	0-0	0-5	L, 9-4
35	Ryder Helfrick (6)	25	March 22	at South Carolina	RHP Zach Russell	1	7	2	0-0	2-8	L, 9-4
36	Zack Stewart (5)	26	March 24	UCA	RHP Jacob Pannell	0	4	1	3-1	0-2	W, 15-2 (7)
37	TJ Pompey (5)	26	March 24	UCA	RHP Austin Jones	3	5	0	0-1	7-2	W, 15-2 (7)
38	Carter Rutenbar (1)	26	March 24	UCA	RHP JB Williams	2	6	0	1-0	11-2	W, 15-2 (7)
39	TJ Pompey (6)	26	March 24	UCA	RHP JB Williams	0	6	1	2-0	14-2	W, 15-2 (7)
40	Ryder Helfrick (7)	27	March 27	Florida	LHP Ernesto Lugo-Canchola	1	5	0	1-1	0-4	L, 9-4

* - indicates leadoff home run / ^ - indicates back-to-back home run / ! - indicates walk-off home run / + - indicates pinch-hit home run / & - indicates inside-the-park home run

HOME RUN DATA CHART III



No.	Player	Game	Date	Opponent	Pitcher	Location	Distance	Launch Angle	Exit Velo
1	Ryder Helfrick (1)	1	Feb. 13	vs. Oklahoma State	LHP Hudson Barrett	LC	428 feet	28.9 degrees	111 mph
2	Ryder Helfrick (2)	1	Feb. 13	vs. Oklahoma State	LHP Hudson Barrett	CF	432 feet	28.3 degrees	109 mph
3	Camden Kozeal (1)	1	Feb. 13	vs. Oklahoma State	LHP Drew Blake	RC	412 feet	31.1 degrees	109 mph
4	Maika Niu (1)	1	Feb. 13	vs. Oklahoma State	RHP Parker Jennings	RC	436 feet	26.5 degrees	114 mph
5	Kuhio Aloy (1)	2	Feb. 14	vs. #10 TCU	RHP Zack James	LC	448 feet	25.2 degrees	111 mph
6	Camden Kozeal (2)	3	Feb. 15	vs. Texas Tech	RHP Will Jordan	RF	409 feet	27.6 degrees	105 mph
7	Camden Kozeal (3)	5	Feb. 20	Xavier	RHP Ryan Piech	LC	378 feet	24.9 degrees	107 mph
8	Camden Kozeal (4)	6	Feb. 21	Xavier	RHP Jack Nobe	RC	388 feet	16.6 degrees	106 mph
9	Ryder Helfrick (3)	6	Feb. 21	Xavier	RHP Jack Nobe	LC	395 feet	14.1 degrees	108 mph
10	Kuhio Aloy (2)	6	Feb. 21	Xavier	RHP Karter Muck	LF	386 feet	36.1 degrees	99 mph
11	Zack Stewart (1)	7	Feb. 22	Xavier	RHP Jack DeTienne	RC	399 feet	21.9 degrees	99 mph
12	Ryder Helfrick (4)	7	Feb. 22	Xavier	RHP Jack DeTienne	LF	406 feet	33.1 degrees	102 mph
13	Kuhio Aloy (3)	7	Feb. 22	Xavier	RHP Asher DeLeo	CF	424 feet	33.3 degrees	106 mph
14	Maika Niu (2)	8	Feb. 24	Arkansas State	RHP Andrew Allen	LF	407 feet	36.5 degrees	106 mph
15	Zack Stewart (2)	8	Feb. 24	Arkansas State	RHP Brett Foss	RF	414 feet	28.7 degrees	110 mph
16	Maika Niu (3)	11	Feb. 28	UT Arlington	RHP Nick Perry	LF	341 feet	41.7 degrees	98 mph
17	Camden Kozeal (5)	11	Feb. 28	UT Arlington	RHP Landon Murphy	RL	372 feet	31.9 degrees	103 mph
18	Zack Stewart (3)	12	March 1	UT Arlington	RHP Zach Evans	CF	412 feet	24.5 degrees	107 mph
19	Camden Kozeal (6)	12	March 1	UT Arlington	RHP Zach Evans	CF	413 feet	31.1 degrees	109 mph
20	Ryder Helfrick (5)	12	March 1	UT Arlington	RHP Jacob Gabler	LF	389 feet	26.8 degrees	105 mph
21	TJ Pompey (1)	13	March 3	Oral Roberts	RHP Will Yeary	CF	437 feet	27.3 degrees	110 mph
22	Reese Robinett (1)	17	March 9	Stetson	RHP Dallis Moran	RC	397 feet	23.5 degrees	109 mph
23	Zack Stewart (4)	18	March 13	#3 Mississippi State	RHP Ryan McPherson	RF	433 feet	18.4 degrees	115 mph
24	TJ Pompey (2)	18	March 13	#3 Mississippi State	LHP Maddox Miller	RC	401 feet	34.1 degrees	106 mph
25	Damian Ruiz (1)	21	March 17	Northern Colorado	RHP Mitch Haythorn	LF	386 feet	28.5 degrees	103 mph
26	TJ Pompey (3)	21	March 17	Northern Colorado	RHP Jax Pfister	LF	354 feet	19.1 degrees	102 mph
27	Maika Niu (4)	23	March 20	at South Carolina	RHP Josh Gunther	CF	402 feet	32.2 degrees	109 mph
28	Damian Ruiz (2)	23	March 20	at South Carolina	RHP Josh Gunther	LF	353 feet	21.9 degrees	110 mph
29	Camden Kozeal (7)	23	March 20	at South Carolina	RHP Josh Gunther	RF	365 feet	25.5 degrees	98 mph
30	Kuhio Aloy (4)	23	March 20	at South Carolina	RHP Josh Gunther	LC	450 feet	23.1 degrees	110 mph
31	TJ Pompey (4)	23	March 20	at South Carolina	LHP Bryce Navarre	LF	388 feet	38.2 degrees	105 mph
32	Maika Niu (5)	23	March 20	at South Carolina	LHP Bryce Navarre	LF	391 feet	26.8 degrees	105 mph
33	Damian Ruiz (3)	24	March 21	at South Carolina	RHP Amp Phillips	CF	417 feet	26.9 degrees	105 mph
34	Nolan Souza (1)	25	March 22	at South Carolina	RHP Brandon Stone	LC	403 feet	25.9 degrees	108 mph
35	Ryder Helfrick (6)	25	March 22	at South Carolina	RHP Zach Russell	LC	444 feet	25.6 degrees	103 mph
36	Zack Stewart (5)	26	March 24	UCA	RHP Jacob Pannell	RC	398 feet	25.3 degrees	105 mph
37	TJ Pompey (5)	26	March 24	UCA	RHP Austin Jones	LF	391 feet	25.5 degrees	106 mph
38	Carter Rutenbar (1)	26	March 24	UCA	RHP JB Williams	RF	379 feet	21.8 degrees	108 mph
39	TJ Pompey (6)	26	March 24	UCA	RHP JB Williams	CF	426 feet	25.1 degrees	112 mph
40	Ryder Helfrick (7)	27	March 27	Florida	LHP Ernesto Lugo-Canchola	RC	390 feet	35.6 degrees	100 mph

LF - left field | LL - left field line | LC - left center field | CF - center field | RC - right center field | RF - right field | RL - right field line



||| TEAM PITCHING GAME-BY-GAME

STARTERS GAME-BY-GAME

Opponent	W-L	IP	H	R	ER	BB	SO
vs. Oklahoma St.	--	4.1	4	2	1	1	9
vs. #10 TCU	L	2.0	3	4	4	3	5
vs. Texas Tech	--	5.0	1	0	0	2	8
vs. Tarleton St.	--	4.1	4	1	1	1	5
Xavier	W	5.0	4	1	1	2	7
Xavier	--	4.0	5	4	2	1	9
Xavier	W	8.0	1	0	0	0	11
Arkansas St.	L	2.0	6	6	6	0	2
Arkansas St.	--	3.2	1	0	0	0	3
UT Arlington	L	5.1	8	4	4	2	5
UT Arlington	W	7.0	2	0	0	1	8
UT Arlington	W	6.0	5	1	0	1	7
Oral Roberts	--	2.0	5	1	1	1	1
Stetson	W	6.0	5	0	0	1	6
Stetson	W	6.0	4	1	0	0	12
Stetson	L	4.0	6	4	3	0	4
Stetson	L	0.0	4	4	4	1	0
#3 MSU	--	5.2	8	2	2	3	4
#3 MSU [DH-1]	L	4.2	4	5	5	3	8
#3 MSU [DH-2]	--	4.2	4	3	3	2	6
UNC	--	2.0	2	2	2	2	2
UNC	W	5.0	1	0	0	3	6
at S Carolina	W	5.0	5	4	2	2	7
at S Carolina	--	6.2	5	2	2	2	12
at S Carolina	L	2.1	4	3	3	2	2
UCA	--	2.0	2	1	1	2	2
Florida	L	1.1	1	3	3	4	0
Florida	--	4.0	5	3	3	4	4

BULLPEN GAME-BY-GAME

Opponent	W-L	IP	H	R	ER	BB	SO
vs. Oklahoma St.	W	3.2	0	0	0	1	6
vs. #10 TCU	--	5.0	0	0	0	0	4
vs. Texas Tech	W	6.0	4	5	5	6	5
vs. Tarleton St.	W	4.2	2	0	0	1	8
Xavier	--	4.0	5	1	1	0	2
Xavier	W	5.0	4	2	2	0	5
Xavier	--	--	--	--	--	--	--
Arkansas St.	--	7.0	8	6	5	3	8
Arkansas St.	W	5.1	0	0	0	3	10
UT Arlington	--	3.2	1	0	0	0	5
UT Arlington	--	2.0	0	0	0	1	3
UT Arlington	--	1.0	0	0	0	0	1
Oral Roberts	W	7.0	4	1	1	1	10
Stetson	--	3.0	3	1	1	1	5
Stetson	--	1.0	0	0	0	0	1
Stetson	--	5.0	1	0	0	3	5
Stetson	--	9.0	7	2	2	0	5
#3 MSU	W	3.1	3	2	2	2	3
#3 MSU [DH-1]	--	4.1	4	2	2	3	3
#3 MSU [DH-2]	W	4.1	2	0	0	1	5
UNC	W	6.0	2	0	0	4	10
UNC	--	4.0	4	4	4	1	1
at S Carolina	--	2.0	4	2	2	1	2
at S Carolina	W	3.1	2	0	0	1	4
at S Carolina	--	5.2	8	6	5	2	7
UCA	W	5.0	3	1	1	0	7
Florida	--	7.2	8	6	6	6	9
Florida	L	5.0	5	4	4	4	5

STARTING PITCHER GAME-BY-GAME

Date / Opponent	Starting Pitcher
Feb. 13 / vs. Oklahoma St.	RHP Gabe Gaeckle
Feb. 14 / vs. #10 TCU	LHP Hunter Dietz
Feb. 15 / vs. Texas Tech	LHP Colin Fisher
Feb. 16 / vs. Tarleton St.	RHP Peyton Lee
Feb. 20 / Xavier	RHP Gabe Gaeckle
Feb. 21 / Xavier	LHP Hunter Dietz
Feb. 22 / Xavier	LHP Colin Fisher
Feb. 24 / Arkansas St.	LHP Peyton Lee
Feb. 25 / Arkansas St.	RHP James DeCremer
Feb. 27 / UT Arlington	RHP Gabe Gaeckle
Feb. 28 / UT Arlington	LHP Hunter Dietz
March 1 / UT Arlington	LHP Colin Fisher
March 3 / Oral Roberts	RHP James DeCremer
March 6 / Stetson	RHP Gabe Gaeckle
March 7 / Stetson	LHP Hunter Dietz
March 8 / Stetson	LHP Colin Fisher
March 9 / Stetson	RHP James DeCremer
March 13 / #3 MSU	RHP Gabe Gaeckle
March 14 / #3 MSU [DH-1]	LHP Hunter Dietz
March 14 / #3 MSU [DH-2]	LHP Colin Fisher
March 17 / UNC	RHP Mark Brissey
March 18 / UNC	RHP Peyton Lee
March 20 / at S Carolina	RHP Gabe Gaeckle
March 21 / at S Carolina	LHP Hunter Dietz
March 22 / at S Carolina	LHP Colin Fisher
March 24 / UCA	RHP Peyton Lee
March 27 / Florida	RHP Gabe Gaeckle
March 28 / Florida	LHP Hunter Dietz



STARTER STATISTICS

Player	era	w-l	app	gs	cg	sho	sv	ip	h	r	er	bb	so	2b	3b	hr	b/avg	wp	hp	bk	sfa	sha
38 Colin Fisher	2.70	2-2	6	6	1	1/0	0	30.0	21	11	9	7	38	3	0	3	.191	0	2	0	0	0
20 Gabe Gaeckle	3.58	3-2	7	7	0	0/0	0	32.2	35	16	13	15	38	5	0	5	.273	0	2	0	2	2
32 Hunter Dietz	4.19	2-2	7	7	0	0/1	0	34.1	28	19	16	14	58	6	0	1	.217	4	3	0	0	3
22 Peyton Lee	5.40	1-1	4	4	0	0/0	0	13.1	13	8	8	6	15	1	1	2	.260	1	3	0	0	0
40 James DeCremer	7.94	0-1	3	3	0	0/1	0	5.2	10	5	5	2	4	1	0	1	.385	1	0	0	0	0
14 Mark Brissey	9.00	0-0	1	1	0	0/0	0	2.0	2	2	2	2	2	0	0	0	.286	0	1	0	0	0
Totals	4.04	8-8	28	28	1	3/2	0	118.0	109	61	53	46	155	16	1	12	.242	6	11	0	2	5
Opponents	6.66	4-13	28	28	0	0/0	0	105.1	114	89	78	69	125	21	1	20	.270	13	4	0	1	2

TEAM RECORD PER STARTER

Pitcher (Total Starts)	Record
Gabe Gaeckle (7)	6-1
Hunter Dietz (7)	4-3
Colin Fisher (6)	4-2
Peyton Lee (4)	3-1
James DeCremer (3)	2-1
Mark Brissey (1)	1-0

QUALITY STARTS

Pitcher (Total Starts)	QS	Record
Hunter Dietz (7)	3	3-0
Colin Fisher (6)	2	2-0
Gabe Gaeckle (7)	1	1-0
Peyton Lee (4)	0	0-0
James DeCremer (3)	0	0-0
Mark Brissey (1)	0	0-0

RUN SUPPORT

Pitcher (Total Starts)	Runs	Per Start
Mark Brissey (1)	13	13.0
Gabe Gaeckle (7)	58	8.3
Peyton Lee (4)	31	7.8
Colin Fisher (6)	40	6.7
Hunter Dietz (7)	42	6.0
James DeCremer (3)	15	5.0

RELIEVER STATISTICS

Player	era	w-l	app	gs	cg	sho	sv	ip	h	r	er	bb	so	2b	3b	hr	b/avg	wp	hp	bk	sfa	sha
40 James DeCremer	0.00	0-0	2	0	0	0/0	0	3.0	2	0	0	1	1	1	0	0	.222	1	0	0	0	0
28 Jordan Martin	0.00	0-0	3	0	0	0/0	0	3.0	4	0	0	2	3	0	0	0	.333	0	0	0	0	0
45 Tye Briscoe	0.00	0-0	2	0	0	0/0	0	1.0	0	0	0	1	3	0	0	0	.000	0	0	0	0	0
33 Ethan McElvain	0.82	3-0	6	0	0	0/0	0	11.0	6	1	1	3	17	0	0	0	.146	0	0	0	0	0
29 Cole Gibler	1.75	3-0	7	0	0	0/0	1	25.2	14	5	5	9	27	1	0	3	.156	2	3	0	1	0
14 Mark Brissey	2.16	0-0	6	0	0	0/1	1	8.1	2	2	2	3	13	0	0	0	.074	0	2	0	0	0
13 Steele Eaves	2.29	3-1	10	0	0	0/1	0	19.2	13	5	5	4	17	1	0	4	.183	1	3	1	0	1
36 Parker Coil	2.93	1-0	9	0	0	0/1	1	15.1	12	5	5	4	20	2	0	3	.222	0	0	0	1	2
26 Tate McGuire	3.50	0-0	8	0	0	0/0	0	18.0	10	7	7	5	17	0	0	2	.164	1	1	0	0	0
11 Luke Cornelison	3.60	0-0	3	0	0	0/0	0	5.0	6	3	2	2	5	0	0	1	.286	1	0	0	0	0
15 Jackson Kircher	6.43	1-0	7	0	0	0/0	0	7.0	7	6	5	5	12	1	0	1	.250	0	1	0	0	0
48 Cooper Dossett	10.50	0-0	6	0	0	0/0	0	6.0	4	7	7	6	5	1	0	1	.200	0	0	0	0	0
34 Joey Lorenzini	45.00	0-0	2	0	0	0/0	0	1.0	5	5	5	1	0	0	0	2	.625	0	1	1	0	0
Totals	3.19	11-1	28	0	0	3/2	3	124.0	85	46	44	46	140	7	0	17	.191	6	11	2	2	3
Opponents	7.00	5-6	28	0	0	0/0	7	126.0	148	110	98	80	129	35	2	20	.290	21	9	3	9	1



||| GAME-BY-GAME BATTING ORDER

RECORD: 19-9 • **HOME:** 14-7 • **AWAY:** 2-1 • **NEUTRAL:** 3-1 • **SEC:** 4-4

Date	Opponent	1	2	3	4	5	6	7	8	9
Feb. 13	vs. Oklahoma State	Souza	Helfrick	Kozeal	Niu	Aloy	Robinett	Pompey	Brumbaugh	Ruiz
Feb. 14	vs. #10 TCU	Souza	Helfrick	Kozeal	Niu	Aloy	Robinett	Pompey	Brumbaugh	Ruiz
Feb. 15	vs. Texas Tech	Ruiz	Helfrick	Niu	Kozeal	Peck	Rutenbar	Pompey	Brumbaugh	Turner
Feb. 16	vs. Tarleton State	Ruiz	Helfrick	Kozeal	Niu	Robinett	Souza	Pompey	Stewart	Brumbaugh
Feb. 20	Xavier	Ruiz	Souza	Helfrick	Kozeal	Aloy	Robinett	Niu	Pompey	Brumbaugh
Feb. 21	Xavier	Ruiz	Souza	Helfrick	Kozeal	Aloy	Robinett	Niu	Pompey	Brumbaugh
Feb. 22	Xavier	Niu	Souza	Helfrick	Kozeal	Aloy	Robinett	Pompey	Stewart	Brumbaugh
Feb. 24	Arkansas State	Niu	Souza	Helfrick	Kozeal	Aloy	Robinett	Pompey	Stewart	Willis
Feb. 25	Arkansas State	Niu	Helfrick	Robinett	Aloy	Souza	Stewart	Pompey	Turner	Brumbaugh
Feb. 27	UT Arlington	Ruiz	Helfrick	Kozeal	Aloy	Robinett	Niu	Souza	Pompey	Brumbaugh
Feb. 28	UT Arlington	Ruiz	Kozeal	Helfrick	Aloy	Robinett	Stewart	Niu	Souza	Brumbaugh
March 1	UT Arlington	Ruiz	Kozeal	Helfrick	Aloy	Robinett	Stewart	Niu	Souza	Brumbaugh
March 3	Oral Roberts	Ruiz	Helfrick	Kozeal	Aloy	Robinett	Niu	Stewart	Brumbaugh	Pompey
March 6	Stetson	Ruiz	Helfrick	Kozeal	Aloy	Stewart	Niu	Robinett	Pompey	Brumbaugh
March 7	Stetson	Ruiz	Kozeal	Helfrick	Stewart	Aloy	Robinett	Niu	Souza	Pompey
March 8	Stetson	Ruiz	Helfrick	Kozeal	Aloy	Robinett	Niu	Souza	Rutenbar	Brumbaugh
March 9	Stetson	Ruiz	Kozeal	Helfrick	Rutenbar	Aloy	Robinett	Niu	Souza	Pompey
March 13	#3 Mississippi State	Ruiz	Kozeal	Helfrick	Stewart	Niu	Rutenbar	Aloy	Robinett	Souza
March 14	#3 Mississippi State [DH-1]	Ruiz	Kozeal	Helfrick	Niu	Stewart	Aloy	Robinett	Pompey	Souza
March 14	#3 Mississippi State [DH-2]	Ruiz	Kozeal	Helfrick	Stewart	Aloy	Niu	Robinett	Pompey	Souza
March 17	Northern Colorado	Ruiz	Kozeal	Helfrick	Stewart	Niu	Rutenbar	Pompey	Souza	Schaefer
March 18	Northern Colorado	Ruiz	Kozeal	Aloy	Stewart	Rutenbar	Pompey	Robinett	Brumbaugh	Turner
March 20	at South Carolina	Ruiz	Kozeal	Helfrick	Stewart	Niu	Robinett	Aloy	Pompey	Souza
March 21	at South Carolina	Ruiz	Kozeal	Helfrick	Stewart	Niu	Robinett	Aloy	Pompey	Souza
March 22	at South Carolina	Ruiz	Kozeal	Helfrick	Stewart	Niu	Robinett	Aloy	Pompey	Souza
March 24	UCA	Ruiz	Kozeal	Helfrick	Stewart	Niu	Souza	Aloy	Robinett	Pompey
March 27	Florida	Ruiz	Kozeal	Helfrick	Stewart	Souza	Niu	Rutenbar	Robinett	Pompey
March 28	Florida	Ruiz	Kozeal	Helfrick	Stewart	Niu	Souza	Robinett	Aloy	Rutenbar

GAME-BY-GAME DEFENSIVE LINEUP |||



RECORD: 19-9 • **HOME:** 14-7 • **AWAY:** 2-1 • **NEUTRAL:** 3-1 • **SEC:** 4-4

Date	Opponent	C	1B	2B	3B	SS	LF	CF	RF	DH	SP
Feb. 13	vs. Oklahoma State	Helfrick	Robinett	Kozeal	Pompey	Brumbaugh	Ruiz	Niu	Aloy	Souza	Gaeckle
Feb. 14	vs. #10 TCU	Helfrick	Robinett	Kozeal	Pompey	Brumbaugh	Ruiz	Niu	Aloy	Souza	Dietz
Feb. 15	vs. Texas Tech	Helfrick	Peck	Kozeal	Pompey	Brumbaugh	Ruiz	Niu	Turner	Rutenbar	Fisher
Feb. 16	vs. Tarleton State	Helfrick	Robinett	Kozeal	Pompey	Brumbaugh	Ruiz	Niu	Stewart	Souza	Lee
Feb. 20	Xavier	Helfrick	Robinett	Kozeal	Pompey	Brumbaugh	Ruiz	Niu	Aloy	Souza	Gaeckle
Feb. 21	Xavier	Helfrick	Robinett	Kozeal	Pompey	Brumbaugh	Ruiz	Niu	Aloy	Souza	Dietz
Feb. 22	Xavier	Helfrick	Robinett	Kozeal	Pompey	Brumbaugh	Stewart	Niu	Aloy	Souza	Fisher
Feb. 24	Arkansas State	Helfrick	Robinett	Kozeal	Souza	Pompey	Stewart	Niu	Aloy	Willis	Lee
Feb. 25	Arkansas State	Helfrick	Robinett	Souza	Pompey	Brumbaugh	Turner	Niu	Aloy	Stewart	DeCremer
Feb. 27	UT Arlington	Helfrick	Robinett	Souza	Pompey	Brumbaugh	Ruiz	Niu	Aloy	Kozeal	Gaeckle
Feb. 28	UT Arlington	Helfrick	Robinett	Kozeal	Souza	Brumbaugh	Ruiz	Niu	Stewart	Aloy	Dietz
March 1	UT Arlington	Helfrick	Robinett	Kozeal	Souza	Brumbaugh	Ruiz	Niu	Stewart	Aloy	Fisher
March 3	Oral Roberts	Helfrick	Robinett	Kozeal	Pompey	Brumbaugh	Ruiz	Niu	Aloy	Stewart	DeCremer
March 6	Stetson	Helfrick	Robinett	Kozeal	Pompey	Brumbaugh	Ruiz	Niu	Stewart	Aloy	Gaeckle
March 7	Stetson	Helfrick	Robinett	Kozeal	Souza	Pompey	Ruiz	Niu	Aloy	Stewart	Dietz
March 8	Stetson	Helfrick	Robinett	Kozeal	Souza	Brumbaugh	Ruiz	Niu	Rutenbar	Aloy	Fisher
March 9	Stetson	Helfrick	Robinett	Kozeal	Pompey	Souza	Ruiz	Niu	Aloy	Rutenbar	DeCremer
March 13	#3 Mississippi State	Helfrick	Rutenbar	Souza	Robinett	Kozeal	Ruiz	Niu	Aloy	Stewart	Gaeckle
March 14	#3 Mississippi State [DH-1]	Helfrick	Robinett	Souza	Pompey	Kozeal	Ruiz	Niu	Aloy	Stewart	Dietz
March 14	#3 Mississippi State [DH-2]	Helfrick	Robinett	Souza	Pompey	Kozeal	Ruiz	Niu	Aloy	Stewart	Fisher
March 17	Northern Colorado	Helfrick	Rutenbar	Souza	Pompey	Kozeal	Ruiz	Niu	Schaefer	Stewart	Brissey
March 18	Northern Colorado	Rutenbar	Robinett	Kozeal	Brumbaugh	Pompey	Turner	Ruiz	Stewart	Aloy	Lee
March 20	at South Carolina	Helfrick	Robinett	Souza	Kozeal	Pompey	Ruiz	Niu	Stewart	Aloy	Gaeckle
March 21	at South Carolina	Helfrick	Robinett	Souza	Kozeal	Pompey	Ruiz	Niu	Stewart	Aloy	Dietz
March 22	at South Carolina	Helfrick	Robinett	Souza	Kozeal	Pompey	Ruiz	Niu	Stewart	Aloy	Fisher
March 24	UCA	Helfrick	Robinett	Souza	Kozeal	Pompey	Ruiz	Niu	Stewart	Aloy	Lee
March 27	Florida	Helfrick	Robinett	Souza	Kozeal	Pompey	Ruiz	Niu	Stewart	Rutenbar	Gaeckle
March 28	Florida	Helfrick	Rutenbar	Souza	Kozeal	Robinett	Ruiz	Niu	Stewart	Aloy	Dietz



||| GAME-BY-GAME HITTING

RECORD: 19-9 • HOME: 14-7 • AWAY: 2-1 • NEUTRAL: 3-1 • SEC: 4-4

Date	Opponent	AB	R	H	RBI	2B	3B	HR	BB	IBB	SB	CS	HBP	SAC	SF	GDP	K	PO	A	E	Avg
Feb. 13	vs. Oklahoma State	35	12	13	12	1	0	4	4	1	2	1	0	0	1	0	11	24	6	1	.371
Feb. 14	vs. #10 TCU	34	4	6	3	1	0	1	7	0	2	0	1	0	0	0	14	24	5	0	.275
Feb. 15	vs. Texas Tech	40	6	9	4	1	0	1	7	0	2	0	0	0	1	0	14	33	9	0	.257
Feb. 16	vs. Tarleton State	34	3	8	3	2	0	0	2	0	1	1	0	0	0	1	7	27	6	1	.252
Feb. 20	Xavier	28	5	5	5	2	0	1	2	0	0	1	1	0	0	1	12	27	13	1	.240
Feb. 21	Xavier	37	7	13	7	1	1	3	4	0	1	1	0	0	0	0	10	27	8	2	.260
Feb. 22	Xavier	37	11	14	11	3	0	3	4	1	0	0	0	0	0	0	10	24	11	0	.278
Feb. 24	Arkansas State	32	4	8	4	0	0	2	4	0	0	0	0	0	0	1	9	27	9	1	.274
Feb. 25	Arkansas State	27	1	7	1	0	0	0	6	1	2	0	0	1	0	2	7	27	11	1	.273
Feb. 27	UT Arlington	31	3	4	3	2	0	0	2	0	0	0	0	0	0	2	11	27	11	0	.260
Feb. 28	UT Arlington	34	9	12	9	0	0	2	3	0	1	0	1	0	1	1	5	27	10	0	.268
March 1	UT Arlington	32	11	14	11	4	0	3	6	0	3	0	0	0	1	0	3	21	8	2	.282
March 3	Oral Roberts	37	10	12	8	2	0	1	6	0	1	0	0	0	1	0	9	27	8	1	.285
March 6	Stetson	33	7	13	7	5	0	0	6	0	0	0	0	0	1	2	5	27	4	3	.293
March 7	Stetson	28	13	13	12	3	0	0	9	0	4	1	1	0	2	0	5	21	5	1	.303
March 8	Stetson	29	1	5	1	2	0	0	6	0	1	0	0	1	0	1	5	27	12	2	.295
March 9	Stetson	39	4	12	3	2	0	1	1	0	0	1	1	0	0	0	10	27	15	0	.296
March 13	#3 Mississippi State	32	5	7	5	1	0	2	1	0	0	0	0	0	0	0	10	27	10	1	.292
March 14	#3 Mississippi State [DH-1]	33	2	6	2	2	1	0	2	0	1	0	0	0	0	0	11	27	8	0	.286
March 14	#3 Mississippi State [DH-2]	32	7	8	4	1	0	0	7	0	3	1	1	0	0	0	13	27	10	1	.285
March 17	Northern Colorado	33	13	12	10	5	0	2	14	0	5	0	1	0	0	2	5	24	7	1	.288
March 18	Northern Colorado	33	9	11	8	2	1	0	9	0	4	0	1	0	0	2	5	27	13	0	.290
March 20	at South Carolina	36	22	14	21	2	0	6	12	0	2	0	3	0	1	0	10	21	4	1	.295
March 21	at South Carolina	34	3	5	2	1	0	1	5	1	0	0	0	1	0	0	10	30	7	0	.289
March 22	at South Carolina	37	4	10	4	4	0	2	3	0	0	0	0	0	0	0	9	24	9	2	.288
March 24	UCA	29	15	10	14	3	0	4	7	0	1	0	2	0	0	0	7	21	1	0	.290
March 27	Florida	32	4	5	4	3	0	1	7	0	0	0	0	0	0	0	16	27	11	0	.285
March 28	Florida	35	4	6	2	1	0	0	3	0	3	0	0	0	1	0	11	27	15	0	.281
	Totals	933	199	262	180	56	3	40	149	4	39	7	13	3	10	15	254	726	246	22	.281



RECORD: 19-9 • HOME: 14-7 • AWAY: 2-1 • NEUTRAL: 3-1 • SEC: 4-4

Date	Opponent	IP	H	R	ER	BB	SO	2B	3B	HR	WP	BK	HBP	DP	IBB	Score	W	L	SV	ERA
Feb. 13	vs. Oklahoma State	8.0	4	2	1	2	15	0	0	1	0	0	0	0	0	12-2	1	0	0	1.12
Feb. 14	vs. #10 TCU	8.0	4	5	5	4	10	2	0	0	0	0	2	0	0	4-5	1	1	0	3.38
Feb. 15	vs. Texas Tech	11.0	5	5	5	8	13	0	0	0	1	0	1	1	0	6-5	2	1	0	3.67
Feb. 16	vs. Tarleton State	9.0	6	1	1	2	13	1	1	0	1	0	2	1	0	3-1	3	1	1	3.00
Feb. 20	Xavier	9.0	9	2	2	2	9	3	0	2	0	0	1	1	0	5-2	4	1	2	2.80
Feb. 21	Xavier	9.0	9	6	4	1	14	0	0	2	0	0	1	0	0	7-6	5	1	2	3.00
Feb. 22	Xavier	8.0	1	0	0	0	11	0	0	0	0	0	0	0	0	11-0	6	1	2	2.61
Feb. 24	Arkansas State	9.0	14	12	11	3	10	1	0	5	1	0	1	1	0	4-12	6	2	2	3.68
Feb. 25	Arkansas State	9.0	1	0	0	3	13	1	0	0	0	0	0	0	1	1-0	7	2	3	3.26
Feb. 27	UT Arlington	9.0	9	4	4	2	10	2	0	1	0	0	1	1	0	3-4	7	3	3	3.34
Feb. 28	UT Arlington	9.0	2	0	0	2	11	1	0	0	0	0	0	0	0	9-0	8	3	3	3.03
March 1	UT Arlington	7.0	5	1	0	1	8	1	0	0	0	0	1	1	0	11-1	9	3	3	2.83
March 3	Oral Roberts	9.0	9	2	2	2	11	0	0	1	0	0	1	1	0	10-2	10	3	3	2.76
March 6	Stetson	9.0	8	1	1	2	11	1	0	0	0	0	0	0	0	7-1	11	3	3	2.63
March 7	Stetson	7.0	4	1	0	0	13	0	0	0	1	0	0	0	0	13-1	12	3	3	2.49
March 8	Stetson	9.0	7	4	3	3	9	1	0	2	0	0	0	1	0	1-4	12	4	3	2.53
March 9	Stetson	9.0	11	6	6	1	5	0	0	1	1	0	1	2	0	4-6	12	5	3	2.74
March 13	#3 Mississippi State	9.0	11	4	4	5	7	1	0	1	0	0	1	1	0	5-4	13	5	3	2.81
March 14	#3 Mississippi State [DH-1]	9.0	8	7	7	6	11	1	0	1	1	0	0	2	0	2-7	13	6	3	3.04
March 14	#3 Mississippi State [DH-2]	9.0	6	3	3	3	11	0	0	0	0	0	1	0	0	7-3	14	6	3	3.03
March 17	Northern Colorado	8.0	4	2	2	6	12	0	0	0	0	0	1	1	0	13-2	15	6	3	3.00
March 18	Northern Colorado	9.0	5	4	4	4	7	0	0	1	0	1	1	2	0	9-4	16	6	3	3.05
March 20	at South Carolina	7.0	9	6	4	3	9	0	0	3	0	0	0	1	0	22-6	17	6	3	3.12
March 21	at South Carolina	10.0	7	2	2	3	16	1	0	0	1	0	0	0	0	3-2	18	6	3	3.06
March 22	at South Carolina	8.0	12	9	8	4	9	2	0	4	0	0	1	0	0	4-9	18	7	3	3.28
March 24	UCA	7.0	5	2	2	2	9	1	0	1	0	0	1	0	0	15-2	19	7	3	3.25
March 27	Florida	9.0	9	9	9	10	9	1	0	2	3	0	2	1	0	4-9	19	8	3	3.48
March 28	Florida	9.0	10	7	7	8	9	2	0	1	2	1	2	1	0	4-7	19	9	3	3.61
	Totals	242.0	194	107	97	92	295	23	1	29	12	2	22	20	1	199-107	19	9	3	3.61



1 CARSON BRUMBAUGH

SEASON HIGHS

Category	High	Opponent (Last)	Date
Hits	2	UT Arlington	3/1/26
Runs	2	UT Arlington	3/1/26
Doubles	2	UT Arlington	3/1/26
Triples	--	--	--
Home Runs	--	--	--
RBI	1	2x (Stetson)	3/6/26
Walks	1	2x (UT Arlington)	2/28/26
Stolen Bases	--	--	--

CAREER HIGHS

Category	High	Opponent (Last)	Date
Hits	2	UT Arlington	3/1/26
Runs	2	UT Arlington	3/1/26
Doubles	2	UT Arlington	3/1/26
Triples	--	--	--
Home Runs	--	--	--
RBI	1	2x (Stetson)	3/6/26
Walks	1	2x (UT Arlington)	2/28/26
Stolen Bases	--	--	--



3 NOLAN SOUZA

SEASON HIGHS

Category	High	Opponent (Last)	Date
Hits	3	at South Carolina	3/22/26
Runs	3	Xavier	2/22/26
Doubles	2	Xavier	2/20/26
Triples	--	--	--
Home Runs	1	at South Carolina	3/22/26
RBI	3	Stetson	3/7/26
Walks	2	2x (Northern Colorado)	3/17/26
Stolen Bases	2	2x (Northern Colorado)	3/17/26

CAREER HIGHS

Category	High	Opponent (Last)	Date
Hits	3	5x (at South Carolina)	3/22/26
Runs	3	2x (Xavier)	2/22/26
Doubles	2	Xavier	2/20/26
Triples	--	--	--
Home Runs	2	Missouri	3/15/24
RBI	5	Ole Miss	4/6/24
Walks	3	2x (South Carolina)	3/23/25
Stolen Bases	3	Arkansas State	4/8/25



4 MAIKA NIU

SEASON HIGHS

Category	High	Opponent (Last)	Date
Hits	3	2x (at South Carolina)	3/20/26
Runs	4	at South Carolina	3/20/26
Doubles	1	8x (Florida)	3/27/26
Triples	--	--	--
Home Runs	2	at South Carolina	3/20/26
RBI	6	at South Carolina	3/20/26
Walks	1	7x (Florida)	3/27/26
Stolen Bases	2	Stetson	3/7/26

CAREER HIGHS

Category	High	Opponent (Last)	Date
Hits	4	2x (Louisiana)	5/23/25
Runs	4	2x (at South Carolina)	3/20/26
Doubles	2	3x (at Ohio)	4/29/25
Triples	2	2x (CMU)	3/12/25
Home Runs	3	Louisiana	5/23/25
RBI	6	2x (at South Carolina)	3/20/26
Walks	2	7x (at Georgia State)	5/11/25
Stolen Bases	2	5x (Stetson)	3/7/26



5 TJ POMPEY

SEASON HIGHS

Category	High	Opponent (Last)	Date
Hits	3	Northern Colorado	3/17/26
Runs	3	2x (UCA)	3/24/26
Doubles	1	2x (at South Carolina)	3/21/26
Triples	1	#3 Mississippi State [DH-1]	3/14/26
Home Runs	2	UCA	3/24/26
RBI	5	UCA	3/24/26
Walks	2	UCA	3/24/26
Stolen Bases	2	Northern Colorado	3/17/26

CAREER HIGHS

Category	High	Opponent (Last)	Date
Hits	4	2x (Texas Southern)	2/24/24
Runs	4	2x (at Abilene Christian)	4/10/24
Doubles	2	at Houston	3/15/25
Triples	1	3x (#3 Mississippi State [DH-1])	3/14/26
Home Runs	2	2x (UCA)	3/24/26
RBI	5	4x (UCA)	3/24/26
Walks	2	8x (UCA)	3/24/26
Stolen Bases	2	Northern Colorado	3/17/26

**8 CAMDEN KOZEAL****SEASON HIGHS**

Category	High	Opponent (Last)	Date
Hits	4	Xavier	2/21/26
Runs	3	4x (at South Carolina)	3/20/26
Doubles	2	Northern Colorado	3/17/26
Triples	1	Xavier	2/21/26
Home Runs	1	7x (at South Carolina)	3/20/26
RBI	4	Northern Colorado	3/17/26
Walks	3	vs. #10 TCU	2/14/26
Stolen Bases	1	Northern Colorado	3/18/26

CAREER HIGHS

Category	High	Opponent (Last)	Date
Hits	4	4x (Xavier)	2/21/26
Runs	3	6x (at South Carolina)	3/20/26
Doubles	2	3x (Northern Colorado)	3/17/26
Triples	1	Xavier	2/21/26
Home Runs	2	2x (Missouri [DH-2])	4/6/25
RBI	6	Missouri [DH-2]	4/6/25
Walks	3	vs. #10 TCU	2/14/26
Stolen Bases	1	4x (Northern Colorado)	3/18/26

**12 CARTER RUTENBAR****SEASON HIGHS**

Category	High	Opponent (Last)	Date
Hits	4	Stetson	3/9/26
Runs	2	UCA	3/24/26
Doubles	1	4x (Florida)	3/27/26
Triples	--	--	--
Home Runs	1	UCA	3/24/26
RBI	4	UCA	3/24/26
Walks	3	Stetson	3/8/26
Stolen Bases	--	--	--

CAREER HIGHS

Category	High	Opponent (Last)	Date
Hits	4	Stetson	3/9/26
Runs	2	UCA	3/24/26
Doubles	1	4x (Florida)	3/27/26
Triples	--	--	--
Home Runs	1	UCA	3/24/26
RBI	4	UCA	3/24/26
Walks	3	Stetson	3/8/26
Stolen Bases	--	--	--

**9 ALEXANDER PECK****SEASON HIGHS**

Category	High	Opponent (Last)	Date
Hits	1	UT Arlington	3/1/26
Runs	1	at South Carolina	3/20/26
Doubles	--	--	--
Triples	--	--	--
Home Runs	--	--	--
RBI	--	--	--
Walks	1	at South Carolina	3/20/26
Stolen Bases	--	--	--

CAREER HIGHS

Category	High	Opponent (Last)	Date
Hits	1	UT Arlington	3/1/26
Runs	1	at South Carolina	3/20/26
Doubles	--	--	--
Triples	--	--	--
Home Runs	--	--	--
RBI	--	--	--
Walks	1	at South Carolina	3/20/26
Stolen Bases	--	--	--

**16 CHRISTIAN TURNER****SEASON HIGHS**

Category	High	Opponent (Last)	Date
Hits	1	6x (Florida)	3/28/26
Runs	1	6x (UCA)	3/24/26
Doubles	1	Florida	3/28/26
Triples	1	Northern Colorado	3/18/26
Home Runs	--	--	--
RBI	1	Northern Colorado	3/18/26
Walks	1	5x (Northern Colorado)	3/18/26
Stolen Bases	--	--	--

CAREER HIGHS

Category	High	Opponent (Last)	Date
Hits	1	6x (Florida)	3/28/26
Runs	1	6x (UCA)	3/24/26
Doubles	1	Florida	3/28/26
Triples	1	Northern Colorado	3/18/26
Home Runs	--	--	--
RBI	1	Northern Colorado	3/18/26
Walks	1	5x (Northern Colorado)	3/18/26
Stolen Bases	--	--	--



17 ZACK STEWART

SEASON HIGHS

Category	High	Opponent (Last)	Date
Hits	3	Oral Roberts	3/3/26
Runs	2	2x (UCA)	3/24/26
Doubles	1	2x (at South Carolina)	3/22/26
Triples	--	--	--
Home Runs	1	5x (UCA)	3/24/26
RBI	2	3x (UCA)	3/24/26
Walks	2	at South Carolina	3/20/26
Stolen Bases	--	--	--

CAREER HIGHS

Category	High	Opponent (Last)	Date
Hits	4	at Murray State	5/5/23
Runs	5	Valparaiso	4/13/25
Doubles	2	5x (at Belmont)	5/12/24
Triples	1	4x (at Bradley)	4/5/24
Home Runs	2	3x (Evansville)	4/27/25
RBI	6	UIC	4/11/24
Walks	5	Valparaiso	4/13/25
Stolen Bases	1	7x (vs. UIC)	5/23/25



19 CARSON WILLIS

SEASON HIGHS

Category	High	Opponent (Last)	Date
Hits	--	--	--
Runs	--	--	--
Doubles	--	--	--
Triples	--	--	--
Home Runs	--	--	--
RBI	--	--	--
Walks	1	Arkansas State	2/24/26
Stolen Bases	--	--	--

CAREER HIGHS

Category	High	Opponent (Last)	Date
Hits	--	--	--
Runs	--	--	--
Doubles	--	--	--
Triples	--	--	--
Home Runs	--	--	--
RBI	--	--	--
Walks	1	Arkansas State	2/24/26
Stolen Bases	--	--	--



18 REESE ROBINETT

SEASON HIGHS

Category	High	Opponent (Last)	Date
Hits	2	6x (Stetson)	3/9/26
Runs	2	3x (Northern Colorado)	3/18/26
Doubles	2	vs. Tarleton State	2/16/26
Triples	--	--	--
Home Runs	1	Stetson	3/9/26
RBI	2	3x (at South Carolina)	3/20/26
Walks	2	Northern Colorado	3/18/26
Stolen Bases	1	2x (Northern Colorado)	3/18/26

CAREER HIGHS

Category	High	Opponent (Last)	Date
Hits	3	UAPB	4/15/25
Runs	2	6x (Northern Colorado)	3/18/26
Doubles	3	UAPB	4/15/25
Triples	--	--	--
Home Runs	2	#1 Texas	5/3/25
RBI	6	#1 Texas	5/3/25
Walks	3	Creighton	5/31/25
Stolen Bases	1	3x (Northern Colorado)	3/18/26



24 LANDON SCHAEFER

SEASON HIGHS

Category	High	Opponent (Last)	Date
Hits	--	--	--
Runs	1	2x (Northern Colorado)	3/17/26
Doubles	--	--	--
Triples	--	--	--
Home Runs	--	--	--
RBI	--	--	--
Walks	2	Northern Colorado	3/17/26
Stolen Bases	1	#3 Mississippi State [DH-2]	3/14/26

CAREER HIGHS

Category	High	Opponent (Last)	Date
Hits	--	--	--
Runs	1	2x (Northern Colorado)	3/17/26
Doubles	--	--	--
Triples	--	--	--
Home Runs	--	--	--
RBI	--	--	--
Walks	2	Northern Colorado	3/17/26
Stolen Bases	1	#3 Mississippi State [DH-2]	3/14/26



25 KUHIO ALOY

SEASON HIGHS

Category	High	Opponent (Last)	Date
Hits	3	Xavier	2/22/26
Runs	3	at South Carolina	3/20/26
Doubles	1	4x (Stetson)	3/6/26
Triples	--	--	--
Home Runs	1	4x (at South Carolina)	3/20/26
RBI	4	Oral Roberts	3/3/26
Walks	2	Stetson	3/7/26
Stolen Bases	1	4x (Florida)	3/28/26

CAREER HIGHS

Category	High	Opponent (Last)	Date
Hits	4	2x (UAPB)	4/15/25
Runs	3	3x (at South Carolina)	3/20/26
Doubles	2	2x (Missouri [DH-2])	4/6/25
Triples	1	at UC Davis	2/22/24
Home Runs	1	25x (at South Carolina)	3/20/26
RBI	6	ULM	3/4/25
Walks	2	7x (Stetson)	3/7/26
Stolen Bases	1	4x (Florida)	3/28/26



27 RYDER HELFRICK

SEASON HIGHS

Category	High	Opponent (Last)	Date
Hits	3	UT Arlington	3/1/26
Runs	4	vs. Oklahoma State	2/13/26
Doubles	2	#3 Mississippi State [DH-1]	3/14/26
Triples	--	--	--
Home Runs	2	vs. Oklahoma State	2/13/26
RBI	3	2x (Xavier)	2/22/26
Walks	3	2x (at South Carolina)	3/21/26
Stolen Bases	1	5x (Northern Colorado)	3/17/26

CAREER HIGHS

Category	High	Opponent (Last)	Date
Hits	3	4x (UT Arlington)	3/1/26
Runs	4	vs. Oklahoma State	2/13/26
Doubles	2	2x (#3 Mississippi State [DH-1])	3/14/26
Triples	1	2x (at #14 Vanderbilt)	3/28/25
Home Runs	2	4x (vs. Oklahoma State)	2/13/26
RBI	5	#17 Tennessee	5/17/25
Walks	3	2x (at South Carolina)	3/21/26
Stolen Bases	1	9x (Northern Colorado)	3/17/26



42 DAMIAN RUIZ

SEASON HIGHS

Category	High	Opponent (Last)	Date
Hits	3	at South Carolina	3/20/26
Runs	4	Northern Colorado	3/17/26
Doubles	1	5x (Northern Colorado)	3/18/26
Triples	--	--	--
Home Runs	1	3x (at South Carolina)	3/21/26
RBI	3	at South Carolina	3/20/26
Walks	4	vs. Texas Tech	2/15/26
Stolen Bases	1	8x (Florida)	3/28/26

CAREER HIGHS

Category	High	Opponent (Last)	Date
Hits	5	at Rice	3/11/23
Runs	4	2x (at Sam Houston)	4/15/25
Doubles	2	2x (at Louisiana Tech)	2/25/25
Triples	1	2x (at McNeese)	3/16/25
Home Runs	1	14x (at South Carolina)	3/21/26
RBI	6	at Rice	3/11/23
Walks	4	vs. Texas Tech	2/15/26
Stolen Bases	2	2x (New Orleans)	4/27/25



55 BRENDAN KLEIMAN

SEASON HIGHS

Category	High	Opponent (Last)	Date
Hits	--	--	--
Runs	--	--	--
Doubles	--	--	--
Triples	--	--	--
Home Runs	--	--	--
RBI	--	--	--
Walks	--	--	--
Stolen Bases	--	--	--

CAREER HIGHS

Category	High	Opponent (Last)	Date
Hits	4	3x (at Western Michigan)	3/15/25
Runs	4	at Northern Illinois	5/17/25
Doubles	2	2x (at Western Michigan)	3/15/25
Triples	--	--	--
Home Runs	1	at Notre Dame	5/13/25
RBI	5	at Kent State	4/6/24
Walks	3	at Albany	4/17/25
Stolen Bases	1	2x (Central Michigan)	3/29/24



11 LUKE CORNELISON

SEASON HIGHS

Category	High	Opponent (Last)	Date
Innings	2.0	2x (Northern Colorado)	3/18/26
Longest Start	--	--	--
Shortest Start	--	--	--
Longest Relief	2.0	2x (Northern Colorado)	3/18/26
Hits	3	at South Carolina	3/20/26
Runs	2	at South Carolina	3/20/26
Earned Runs	2	at South Carolina	3/20/26
Walks	2	Arkansas State	2/24/26
Strikeouts	2	2x (at South Carolina)	3/20/26

CAREER HIGHS

Category	High	Opponent (Last)	Date
Innings	2.0	2x (Northern Colorado)	3/18/26
Longest Start	--	--	--
Shortest Start	--	--	--
Longest Relief	2.0	2x (Northern Colorado)	3/18/26
Hits	3	at South Carolina	3/20/26
Runs	2	at South Carolina	3/20/26
Earned Runs	2	at South Carolina	3/20/26
Walks	2	Arkansas State	2/24/26
Strikeouts	2	2x (at South Carolina)	3/20/26



14 MARK BRISSEY

SEASON HIGHS

Category	High	Opponent (Last)	Date
Innings	2.0	3x (Northern Colorado)	3/17/26
Longest Start	2.0	Northern Colorado	3/17/26
Shortest Start	--	--	--
Longest Relief	2.0	2x (UT Arlington)	2/28/26
Hits	2	Northern Colorado	3/17/26
Runs	2	2x (Florida)	3/27/26
Earned Runs	2	2x (Florida)	3/27/26
Walks	2	Northern Colorado	3/17/26
Strikeouts	3	4x (UCA)	3/24/26

CAREER HIGHS

Category	High	Opponent (Last)	Date
Innings	2.0	3x (Northern Colorado)	3/17/26
Longest Start	2.0	Northern Colorado	3/17/26
Shortest Start	--	--	--
Longest Relief	2.0	2x (UT Arlington)	2/28/26
Hits	2	Northern Colorado	3/17/26
Runs	2	2x (Florida)	3/27/26
Earned Runs	2	2x (Florida)	3/27/26
Walks	2	Northern Colorado	3/17/26
Strikeouts	3	4x (UCA)	3/24/26



13 STEELE EAVES

SEASON HIGHS

Category	High	Opponent (Last)	Date
Innings	4.0	Stetson	3/9/26
Longest Start	--	--	--
Shortest Start	--	--	--
Longest Relief	4.0	Stetson	3/9/26
Hits	3	Stetson	3/9/26
Runs	2	2x (Florida)	3/28/26
Earned Runs	2	2x (Florida)	3/28/26
Walks	1	4x (Florida)	3/27/26
Strikeouts	4	Arkansas State	2/25/26

CAREER HIGHS

Category	High	Opponent (Last)	Date
Innings	4.0	Stetson	3/9/26
Longest Start	--	--	--
Shortest Start	--	--	--
Longest Relief	4.0	Stetson	3/9/26
Hits	4	Portland	3/7/25
Runs	2	2x (Florida)	3/28/26
Earned Runs	2	2x (Florida)	3/28/26
Walks	1	6x (Florida)	3/27/26
Strikeouts	4	Arkansas State	2/25/26



15 JACKSON KIRCHER

SEASON HIGHS

Category	High	Opponent (Last)	Date
Innings	3.0	Northern Colorado	3/17/26
Longest Start	--	--	--
Shortest Start	--	--	--
Longest Relief	3.0	Northern Colorado	3/17/26
Hits	3	at South Carolina	3/22/26
Runs	3	at South Carolina	3/22/26
Earned Runs	2	2x (Florida)	3/28/26
Walks	1	4x (Florida)	3/28/26
Strikeouts	6	Northern Colorado	3/17/26

CAREER HIGHS

Category	High	Opponent (Last)	Date
Innings	3.0	Northern Colorado	3/17/26
Longest Start	--	--	--
Shortest Start	--	--	--
Longest Relief	3.0	Northern Colorado	3/17/26
Hits	3	at South Carolina	3/22/26
Runs	3	3x (at South Carolina)	3/22/26
Earned Runs	3	vs. Texas Tech	4/1/25
Walks	1	10x (Florida)	3/28/26
Strikeouts	6	Northern Colorado	3/17/26

**20 GABE GAECKLE****SEASON HIGHS**

Category	High	Opponent (Last)	Date
Innings	6.0	Stetson	3/6/26
Longest Start	6.0	Stetson	3/6/26
Shortest Start	1.1	Florida	3/27/26
Longest Relief	--	--	--
Hits	8	2x (#3 Mississippi State)	3/13/26
Runs	4	2x (at South Carolina)	3/20/26
Earned Runs	4	UT Arlington	2/27/26
Walks	4	Florida	3/27/26
Strikeouts	9	vs. Oklahoma State	2/13/26

CAREER HIGHS

Category	High	Opponent (Last)	Date
Innings	6.0	2x (Stetson)	3/6/26
Longest Start	6.0	Stetson	3/6/26
Shortest Start	1.1	Florida	3/27/26
Longest Relief	6.0	vs. #3 LSU	6/14/25
Hits	10	Charlotte	2/28/25
Runs	9	Charlotte	2/28/25
Earned Runs	9	Charlotte	2/28/25
Walks	4	3x (Florida)	3/27/26
Strikeouts	10	vs. #3 LSU	6/14/25

**26 TATE MCGUIRE****SEASON HIGHS**

Category	High	Opponent (Last)	Date
Innings	5.0	vs. #10 TCU	2/14/26
Longest Start	--	--	--
Shortest Start	--	--	--
Longest Relief	5.0	vs. #10 TCU	2/14/26
Hits	4	#3 Mississippi State [DH-2]	3/14/26
Runs	2	3x (#3 Mississippi State [DH-2])	3/14/26
Earned Runs	2	3x (#3 Mississippi State [DH-2])	3/14/26
Walks	2	#3 Mississippi State [DH-2]	3/14/26
Strikeouts	4	vs. #10 TCU	2/14/26

CAREER HIGHS

Category	High	Opponent (Last)	Date
Innings	5.0	2x (vs. #10 TCU)	4/14/26
Longest Start	5.0	Little Rock	4/22/25
Shortest Start	3.0	Arkansas State	4/8/25
Longest Relief	5.0	vs. #10 TCU	4/14/26
Hits	5	Arkansas State	4/8/25
Runs	3	2x (at #3 LSU)	5/10/25
Earned Runs	3	2x (at #3 LSU)	5/10/25
Walks	2	4x (#3 Mississippi State [DH-2])	3/14/26
Strikeouts	5	UAPB	4/15/25

**22 PEYTON LEE****SEASON HIGHS**

Category	High	Opponent (Last)	Date
Innings	5.0	Northern Colorado	3/18/26
Longest Start	5.0	Northern Colorado	3/18/26
Shortest Start	2.0	2x (UCA)	3/24/26
Longest Relief	--	--	--
Hits	6	Arkansas State	2/24/26
Runs	6	Arkansas State	2/24/26
Earned Runs	6	Arkansas State	2/24/26
Walks	3	Northern Colorado	3/18/26
Strikeouts	6	Northern Colorado	3/18/26

CAREER HIGHS

Category	High	Opponent (Last)	Date
Innings	5.0	Northern Colorado	3/18/26
Longest Start	5.0	Northern Colorado	3/18/26
Shortest Start	2.0	2x (UCA)	3/24/26
Longest Relief	--	--	--
Hits	6	Arkansas State	2/24/26
Runs	6	Arkansas State	2/24/26
Earned Runs	6	Arkansas State	2/24/26
Walks	3	Northern Colorado	3/18/26
Strikeouts	6	Northern Colorado	3/18/26

**28 JORDAN MARTIN****SEASON HIGHS**

Category	High	Opponent (Last)	Date
Innings	1.0	3x (at South Carolina)	3/20/26
Longest Start	--	--	--
Shortest Start	--	--	--
Longest Relief	1.0	3x (at South Carolina)	3/20/26
Hits	2	Oral Roberts	3/3/26
Runs	0	3x (at South Carolina)	3/20/26
Earned Runs	0	3x (at South Carolina)	3/20/26
Walks	1	2x (at South Carolina)	3/20/26
Strikeouts	2	Northern Colorado	3/17/26

CAREER HIGHS

Category	High	Opponent (Last)	Date
Innings	1.0	3x (at South Carolina)	3/20/26
Longest Start	--	--	--
Shortest Start	--	--	--
Longest Relief	1.0	3x (at South Carolina)	3/20/26
Hits	2	Oral Roberts	3/3/26
Runs	0	3x (at South Carolina)	3/20/26
Earned Runs	0	3x (at South Carolina)	3/20/26
Walks	1	2x (at South Carolina)	3/20/26
Strikeouts	2	Northern Colorado	3/17/26



29 COLE GIBLER

SEASON HIGHS

Category	High	Opponent (Last)	Date
Innings	4.2	Florida	3/27/26
Longest Start	--	--	--
Shortest Start	--	--	--
Longest Relief	4.2	Florida	3/27/26
Hits	5	Xavier	2/20/26
Runs	2	2x (Florida)	3/27/26
Earned Runs	2	2x (Florida)	3/27/26
Walks	3	Florida	3/27/26
Strikeouts	6	vs. Oklahoma State	2/13/26

CAREER HIGHS

Category	High	Opponent (Last)	Date
Innings	4.2	Florida	3/27/26
Longest Start	--	--	--
Shortest Start	--	--	--
Longest Relief	4.2	Florida	3/27/26
Hits	5	Xavier	2/20/26
Runs	3	2x (vs. #3 LSU)	6/18/25
Earned Runs	3	2x (vs. #3 LSU)	6/18/25
Walks	3	Florida	3/27/26
Strikeouts	7	Missouri State	3/25/25



33 ETHAN McELVAIN

SEASON HIGHS

Category	High	Opponent (Last)	Date
Innings	2.2	vs. Tarleton State	2/16/26
Longest Start	--	--	--
Shortest Start	--	--	--
Longest Relief	2.2	vs. Tarleton State	2/16/26
Hits	3	at South Carolina	3/22/26
Runs	1	at South Carolina	3/22/26
Earned Runs	1	at South Carolina	3/22/26
Walks	1	3x (#3 Mississippi State [DH-2])	3/14/26
Strikeouts	5	vs. Tarleton State	2/16/26

CAREER HIGHS

Category	High	Opponent (Last)	Date
Innings	6.0	Valparaiso	3/26/24
Longest Start	6.0	Valparaiso	3/26/24
Shortest Start	0.2	Dayton	2/20/24
Longest Relief	3.1	at LSU	4/5/24
Hits	6	vs. Nebraska	2/15/25
Runs	6	at Texas A&M	4/14/24
Earned Runs	4	2x (Saint Mary's)	2/22/25
Walks	4	Xavier	3/8/25
Strikeouts	7	Xavier	3/8/25



32 HUNTER DIETZ

SEASON HIGHS

Category	High	Opponent (Last)	Date
Innings	7.0	UT Arlington	2/28/26
Longest Start	7.0	UT Arlington	2/28/26
Shortest Start	2.0	vs. #10 TCU	2/14/26
Longest Relief	--	--	--
Hits	5	3x (Florida)	3/28/26
Runs	5	#3 Mississippi State [DH-1]	3/14/26
Earned Runs	5	#3 Mississippi State [DH-1]	3/14/26
Walks	4	Florida	3/28/26
Strikeouts	12	2x (at South Carolina)	3/21/26

CAREER HIGHS

Category	High	Opponent (Last)	Date
Innings	7.0	UT Arlington	2/28/26
Longest Start	7.0	UT Arlington	2/28/26
Shortest Start	2.0	vs. #10 TCU	2/14/26
Longest Relief	0.2	2x (at #3 LSU)	5/10/25
Hits	5	3x (Florida)	3/28/26
Runs	5	#3 Mississippi State [DH-1]	3/14/26
Earned Runs	5	#3 Mississippi State [DH-1]	3/14/26
Walks	4	Florida	3/28/26
Strikeouts	12	2x (at South Carolina)	3/21/26



34 JOEY LORENZINI

SEASON HIGHS

Category	High	Opponent (Last)	Date
Innings	1.0	Oral Roberts	3/3/26
Longest Start	--	--	--
Shortest Start	--	--	--
Longest Relief	1.0	Oral Roberts	3/3/26
Hits	3	Northern Colorado	3/18/26
Runs	4	Northern Colorado	3/18/26
Earned Runs	4	Northern Colorado	3/18/26
Walks	1	Oral Roberts	3/3/26
Strikeouts	0	Oral Roberts	3/3/26

CAREER HIGHS

Category	High	Opponent (Last)	Date
Innings	1.0	Oral Roberts	3/3/26
Longest Start	--	--	--
Shortest Start	--	--	--
Longest Relief	1.0	Oral Roberts	3/3/26
Hits	3	Northern Colorado	3/18/26
Runs	4	Northern Colorado	3/18/26
Earned Runs	4	Northern Colorado	3/18/26
Walks	1	Oral Roberts	3/3/26
Strikeouts	0	Oral Roberts	3/3/26



36 PARKER COIL

SEASON HIGHS

Category	High	Opponent (Last)	Date
Innings	3.0	2x (UCA)	3/24/26
Longest Start	--	--	--
Shortest Start	--	--	--
Longest Relief	3.0	2x (UCA)	3/24/26
Hits	3	2x (UCA)	3/24/26
Runs	2	Xavier	2/21/26
Earned Runs	2	Xavier	2/21/26
Walks	2	Arkansas State	2/25/26
Strikeouts	6	Arkansas State	2/25/26

CAREER HIGHS

Category	High	Opponent (Last)	Date
Innings	3.2	Army	3/7/23
Longest Start	3.2	Army	3/7/23
Shortest Start	2.0	vs. Lipscomb	5/2/23
Longest Relief	3.1	2x (North Dakota State)	5/30/25
Hits	6	Army	3/7/23
Runs	4	2x (James Madison)	2/17/24
Earned Runs	4	2x (James Madison)	2/17/24
Walks	3	vs. #15 TCU	2/18/23
Strikeouts	6	Arkansas State	2/25/26



38 COLIN FISHER

SEASON HIGHS

Category	High	Opponent (Last)	Date
Innings	8.0	Xavier	2/22/26
Longest Start	8.0	Xavier	2/22/26
Shortest Start	2.1	at South Carolina	3/22/26
Longest Relief	--	--	--
Hits	6	Stetson	3/8/26
Runs	4	Stetson	3/8/26
Earned Runs	3	3x (at South Carolina)	3/22/26
Walks	2	3x (at South Carolina)	3/22/26
Strikeouts	11	Xavier	2/22/26

CAREER HIGHS

Category	High	Opponent (Last)	Date
Innings	8.0	Xavier	2/22/26
Longest Start	8.0	Xavier	2/22/26
Shortest Start	1.0	Grambling	2/27/24
Longest Relief	2.2	at #23 Auburn	3/24/23
Hits	6	2x (Stetson)	3/8/26
Runs	4	Stetson	3/8/26
Earned Runs	3	6x (#3 Mississippi State [DH-1])	3/14/26
Walks	3	3x (at #3 LSU)	5/10/25
Strikeouts	11	Xavier	2/22/26



40 JAMES DeCREMER

SEASON HIGHS

Category	High	Opponent (Last)	Date
Innings	3.2	Arkansas State	2/25/26
Longest Start	3.2	Arkansas State	2/25/26
Shortest Start	0.0	Stetson	3/9/26
Longest Relief	2.0	vs. Texas Tech	2/15/26
Hits	5	Oral Roberts	3/3/26
Runs	4	Stetson	3/9/26
Earned Runs	4	Stetson	3/9/26
Walks	1	3x (Stetson)	3/9/26
Strikeouts	3	Arkansas State	2/25/26

CAREER HIGHS

Category	High	Opponent (Last)	Date
Innings	5.0	USC	6/2/25
Longest Start	5.0	USC	6/2/25
Shortest Start	0.0	Stetson	3/9/26
Longest Relief	4.0	Portland	5/13/25
Hits	5	2x (Oral Roberts)	3/3/26
Runs	5	at Oregon	4/26/25
Earned Runs	4	2x (Stetson)	3/9/26
Walks	3	at UCLA	4/15/25
Strikeouts	6	2x (USC)	6/2/25



44 CARSON WIGGINS

SEASON HIGHS

Category	High	Opponent (Last)	Date
Innings	--	--	--
Longest Start	--	--	--
Shortest Start	--	--	--
Longest Relief	--	--	--
Hits	--	--	--
Runs	--	--	--
Earned Runs	--	--	--
Walks	--	--	--
Strikeouts	--	--	--

CAREER HIGHS

Category	High	Opponent (Last)	Date
Innings	2.0	2x (at #7 Georgia)	4/13/25
Longest Start	--	--	--
Shortest Start	--	--	--
Longest Relief	2.0	2x (at #7 Georgia)	4/13/25
Hits	1	7x (at Florida)	4/27/25
Runs	1	6x (at Florida)	4/27/25
Earned Runs	1	5x (at Florida)	4/27/25
Walks	3	at #13 Ole Miss	3/16/25
Strikeouts	4	at #7 Georgia	4/13/25



45 TYE BRISCOE

SEASON HIGHS

Category	High	Opponent (Last)	Date
Innings	1.0	UCA	3/24/26
Longest Start	--	--	--
Shortest Start	--	--	--
Longest Relief	1.0	UCA	3/24/26
Hits	0	2x (Florida)	3/28/26
Runs	0	2x (Florida)	3/28/26
Earned Runs	0	2x (Florida)	3/28/26
Walks	1	Florida	3/28/26
Strikeouts	3	UCA	3/24/26

CAREER HIGHS

Category	High	Opponent (Last)	Date
Innings	1.0	UCA	3/24/26
Longest Start	--	--	--
Shortest Start	--	--	--
Longest Relief	1.0	UCA	3/24/26
Hits	0	2x (Florida)	3/28/26
Runs	0	2x (Florida)	3/28/26
Earned Runs	0	2x (Florida)	3/28/26
Walks	1	Florida	3/28/26
Strikeouts	3	UCA	3/24/26



48 COOPER DOSSETT

SEASON HIGHS

Category	High	Opponent (Last)	Date
Innings	1.1	Florida	3/28/26
Longest Start	--	--	--
Shortest Start	--	--	--
Longest Relief	1.1	Florida	3/28/26
Hits	3	Arkansas State	2/24/26
Runs	4	vs. Texas Tech	2/15/26
Earned Runs	4	vs. Texas Tech	2/15/26
Walks	3	vs. Texas Tech	2/15/26
Strikeouts	1	5x (Florida)	3/28/26

CAREER HIGHS

Category	High	Opponent (Last)	Date
Innings	3.0	vs. UAPB	4/23/24
Longest Start	--	--	--
Shortest Start	--	--	--
Longest Relief	3.0	vs. UAPB	4/23/24
Hits	3	Arkansas State	2/24/26
Runs	4	2x (vs. Texas Tech)	2/15/26
Earned Runs	4	2x (vs. Texas Tech)	2/15/26
Walks	3	2x (vs. Texas Tech)	2/15/26
Strikeouts	4	vs. UAPB	4/23/24

Record: 19-9 Home: 14-7 Away: 2-1 Neutral: 3-1 SEC: 4-4

Player	avg	gp-gs	ab	r	h	2b	3b	hr	rbi	tb	slg%	bb	hp	so	gdp	ob%	sf	sh	sb-att	po	a	e	fld%	
42 Damian Ruiz	.337	25-25	89	25	30	5	0	3	12	44	.494	20	2	21	1	.464	1	0	8-9	23	0	2	.920	
8 Camden Kozeal	.337	27-27	104	30	35	8	1	7	32	66	.635	20	2	20	0	.449	1	1	1-1	34	59	2	.979	
4 Maika Niu	.317	27-27	104	21	33	8	0	5	28	56	.538	8	0	28	2	.363	1	0	7-8	54	1	0	1.000	
27 Ryder Helfrick	.297	27-27	91	26	27	4	0	7	22	52	.571	32	0	20	1	.468	3	0	5-6	277	18	3	.990	
25 Kuhio Aloy	.275	24-24	91	16	25	4	0	4	23	41	.451	5	1	20	4	.320	0	0	4-4	13	0	3	.813	
3 Nolan Souza	.261	25-24	88	20	23	7	0	1	12	33	.375	9	3	26	1	.350	0	1	7-9	23	45	2	.971	
17 Zack Stewart	.254	20-20	67	11	17	2	0	5	12	34	.507	11	2	18	0	.370	1	0	0-0	17	0	0	1.000	
18 Reese Robinett	.253	27-26	91	11	23	8	0	1	14	34	.374	14	2	22	1	.364	0	0	2-2	196	13	0	1.000	
5 TJ Pompey	.250	25-23	84	17	21	2	1	6	15	43	.512	9	1	41	0	.326	1	0	4-5	19	42	4	.938	

12 Carter Rutenbar	.378	19-8	37	7	14	4	0	1	7	21	.568	10	0	9	1	.511	0	0	0-0	37	3	0	1.000	
16 Christian Turner	.286	20-3	21	6	6	1	1	0	1	9	.429	5	0	10	0	.423	0	0	0-0	8	0	0	1.000	
9 Alexander Peck	.143	8-1	7	1	1	0	0	0	0	1	.143	1	0	1	0	.250	0	0	0-0	8	1	0	1.000	
1 Carson Brumbaugh	.140	17-15	50	6	7	3	0	0	2	10	.200	2	0	15	4	.167	2	1	0-1	9	44	5	.914	
24 Landon Schaefer	.000	4-1	5	2	0	0	0	0	0	0	.000	2	0	2	0	.286	0	0	1-1	1	0	0	1.000	
19 Carson Willis	.000	1-1	3	0	0	0	0	0	0	0	.000	1	0	0	0	.250	0	0	0-0	0	0	0	.000	
55 Brendan Kleiman	.000	2-0	1	0	0	0	0	0	0	0	.000	0	0	1	0	.000	0	0	0-0	1	0	0	1.000	
11 Luke Cornelison	.000	1-0	0	0	0	0	0	0	0	0	.000	0	0	0	0	.000	0	0	0-0	0	0	0	.000	
Totals	.281	28	933	199	262	56	3	40	180	444	.476	149	13	254	15	.384	10	3	39-46	726	246	22	.978	
Opponents	.217	28	895	107	194	23	1	29	100	306	.342	92	22	295	18	.304	4	8	18-23	694	240	26	.973	

LOB - Team (215), Opp (188). DPs turned - Team (20), Opp (21). IBB - Team (4), Helfrick 2, Kozeal 1, Rutenbar 1, Opp (1).
Picked off - Pompey 1, Souza 1.

(All games Sorted by Earned run avg)

Player	era	w-l	app	gs	cg	sho	sv	ip	h	r	er	bb	so	2b	3b	hr	b/avg	wp	hp	bk	sfa	sha		
29 Cole Gibler	1.75	3-0	7	0	0	0/0	1	25.2	14	5	5	9	27	1	0	3	.156	2	3	0	1	0		
13 Steele Eaves	2.29	3-1	10	0	0	0/1	0	19.2	13	5	5	4	17	1	0	4	.183	1	3	1	0	1		
38 Colin Fisher	2.70	2-2	6	6	1	1/0	0	30.0	21	11	9	7	38	3	0	3	.191	0	2	0	0	0		
20 Gabe Gaeckle	3.58	3-2	7	7	0	0/0	0	32.2	35	16	13	15	38	5	0	5	.273	0	2	0	2	2		
32 Hunter Dietz	4.19	2-2	7	7	0	0/1	0	34.1	28	19	16	14	58	6	0	1	.217	4	3	0	0	3		

28 Jordan Martin	0.00	0-0	3	0	0	0/0	0	3.0	4	0	0	2	3	0	0	0	.333	0	0	0	0	0		
45 Tye Briscoe	0.00	0-0	2	0	0	0/0	0	1.0	0	0	0	1	3	0	0	0	.000	0	0	0	0	0		
33 Ethan McElvain	0.82	3-0	6	0	0	0/0	0	11.0	6	1	1	3	17	0	0	0	.146	0	0	0	0	0		
36 Parker Coil	2.93	1-0	9	0	0	0/1	1	15.1	12	5	5	4	20	2	0	3	.222	0	0	0	1	2		
14 Mark Brissey	3.48	0-0	7	1	0	0/1	1	10.1	4	4	4	5	15	0	0	0	.118	0	3	0	0	0		
26 Tate McGuire	3.50	0-0	8	0	0	0/0	0	18.0	10	7	7	5	17	0	0	2	.164	1	1	0	0	0		
11 Luke Cornelison	3.60	0-0	3	0	0	0/0	0	5.0	6	3	2	2	5	0	0	1	.286	1	0	0	0	0		
40 James DeCremer	5.19	0-1	5	3	0	0/1	0	8.2	12	5	5	3	5	2	0	1	.343	2	0	0	0	0		
22 Peyton Lee	5.40	1-1	4	4	0	0/0	0	13.1	13	8	8	6	15	1	1	2	.260	1	3	0	0	0		
15 Jackson Kircher	6.43	1-0	7	0	0	0/0	0	7.0	7	6	5	5	12	1	0	1	.250	0	1	0	0	0		
48 Cooper Dossett	10.50	0-0	6	0	0	0/0	0	6.0	4	7	7	6	5	1	0	1	.200	0	0	0	0	0		
34 Joey Lorenzini	45.00	0-0	2	0	0	0/0	0	1.0	5	5	5	1	0	0	0	2	.625	0	1	1	0	0		
Totals	3.61	19-9	28	28	1	3/2	3	242.0	194	107	97	92	295	23	1	29	.217	12	22	2	4	8		
Opponents	6.85	9-19	28	28	0	0/0	7	231.1	262	199	176	149	254	56	3	40	.281	34	13	3	10	3		

PB - Team (2), Helfrick 2, Opp (5). Pickoffs - Team (3), Helfrick 1, Lee 1, Brissey 1, Opp (2). SBA/ATT - Helfrick (18-23), Gaeckle (5-7), Gibler (2-3), Brissey (3-3), Lee (2-2), Dossett (0-2), McGuire (2-2), Fisher (1-1), Kircher (1-1), Eaves (1-1), McElvain (1-1).

Record: 4-4 Home: 2-3 Away: 2-1 SEC: 4-4

Player	avg	gp-gs	ab	r	h	2b	3b	hr	rbi	tb	slg%	bb	hp	so	gdp	ob%	sf	sh	sb-att	po	a	e	fld%	
3 Nolan Souza	.393	8-8	28	9	11	2	0	1	4	16	.571	2	1	9	0	.452	0	0	2-2	14	19	0	1.000	
4 Maika Niu	.290	8-8	31	6	9	3	0	2	7	18	.581	3	0	7	0	.353	0	0	2-3	15	1	0	1.000	
42 Damian Ruiz	.281	8-8	32	7	9	1	0	2	4	16	.500	5	0	11	0	.378	0	0	1-1	6	0	2	.750	
5 TJ Pompey	.280	7-6	25	6	7	1	1	2	4	16	.640	1	0	13	0	.308	0	0	1-1	3	15	2	.900	
27 Ryder Helfrick	.222	8-8	27	7	6	2	0	2	9	14	.519	10	0	7	0	.410	2	0	0-0	79	9	0	1.000	
8 Camden Kozeal	.194	8-8	31	4	6	0	0	1	5	9	.290	6	1	7	0	.342	0	1	0-0	9	17	0	1.000	
18 Reese Robinett	.179	8-8	28	2	5	3	0	0	5	8	.286	4	0	10	0	.281	0	0	0-0	49	7	0	1.000	
25 Kuhio Aloy	.120	7-7	25	4	3	0	0	1	2	6	.240	0	1	8	0	.154	0	0	2-2	4	0	1	.800	
17 Zack Stewart	.069	8-8	29	2	2	1	0	1	3	6	.207	5	1	10	0	.229	0	0	0-0	8	0	0	1.000	

16 Christian Turner	.500	5-0	2	0	1	1	0	0	0	2	1.000	0	0	1	0	.500	0	0	0-0	0	0	0	.000	
12 Carter Rutenbar	.182	6-3	11	2	2	1	0	0	1	3	.273	3	0	6	0	.357	0	0	0-0	17	2	0	1.000	
24 Landon Schaefer	.000	2-0	1	1	0	0	0	0	0	0	.000	0	0	0	0	.000	0	0	1-1	1	0	0	1.000	
1 Carson Brumbaugh	.000	2-0	1	0	0	0	0	0	0	0	.000	0	0	1	0	.000	0	0	0-0	1	0	0	1.000	
9 Alexander Peck	.000	1-0	0	1	0	0	0	0	0	0	.000	1	0	0	0	1.000	0	0	0-0	1	0	0	1.000	
Totals	.225	8	271	51	61	15	1	12	44	114	.421	40	4	90	0	.331	2	1	9-10	210	74	5	.983	
Opponents	.268	8	269	47	72	8	0	12	44	116	.431	42	7	81	6	.378	2	2	4-8	207	65	11	.961	

LOB - Team (60), Opp (65). DPs turned - Team (7), Opp (2). IBB - Team (1), Helfrick 1. Picked off - Souza 1.

(SEC games only Sorted by Earned run avg)

Player	era	w-l	app	gs	cg	sho	sv	ip	h	r	er	bb	so	2b	3b	hr	b/avg	wp	hp	bk	sfa	sha		
29 Cole Gibler	3.18	2-0	3	0	0	0/0	0	11.1	8	4	4	6	12	0	0	2	.200	2	2	0	1	0		
20 Gabe Gaeckle	5.25	1-1	3	3	0	0/0	0	12.0	14	9	7	9	11	1	0	2	.292	0	1	0	1	0		
32 Hunter Dietz	5.87	0-1	3	3	0	0/0	0	15.1	14	10	10	9	24	3	0	1	.246	3	1	0	0	2		
13 Steele Eaves	6.75	0-1	4	0	0	0/0	0	6.2	6	5	5	1	7	1	0	4	.231	1	2	1	0	0		
38 Colin Fisher	7.71	0-1	2	2	0	0/0	0	7.0	8	6	6	4	8	1	0	1	.286	0	1	0	0	0		

48 Cooper Dossett	0.00	0-0	2	0	0	0/0	0	2.1	0	0	0	3	2	0	0	0	.000	0	0	0	0	0		
36 Parker Coil	0.00	0-0	2	0	0	0/0	0	1.2	1	0	0	0	2	0	0	0	.167	0	0	0	0	0		
40 James DeCremer	0.00	0-0	1	0	0	0/0	0	1.0	1	0	0	0	0	1	0	0	.333	0	0	0	0	0		
28 Jordan Martin	0.00	0-0	1	0	0	0/0	0	1.0	1	0	0	1	0	0	0	0	.333	0	0	0	0	0		
45 Tye Briscoe	0.00	0-0	1	0	0	0/0	0	0.0	0	0	0	1	0	0	0	0		0	0	0	0	0		
33 Ethan McElvain	2.70	1-0	2	0	0	0/0	0	3.1	4	1	1	1	4	0	0	0	.267	0	0	0	0	0		
26 Tate McGuire	5.40	0-0	3	0	0	0/0	0	5.0	6	3	3	4	6	0	0	0	.316	1	0	0	0	0		
14 Mark Brissey	13.50	0-0	1	0	0	0/0	0	1.1	1	2	2	1	1	0	0	0	.200	0	0	0	0	0		
11 Luke Cornelison	18.00	0-0	1	0	0	0/0	0	1.0	3	2	2	0	2	0	0	1	.500	0	0	0	0	0		
15 Jackson Kircher	36.00	0-0	3	0	0	0/0	0	1.0	5	5	4	2	2	1	0	1	.625	0	0	0	0	0		
Totals	5.66	4-4	8	8	0	0/0	0	70.0	72	47	44	42	81	8	0	12	.268	7	7	1	2	2		
Opponents	5.74	4-4	8	8	0	0/0	2	69.0	61	51	44	40	90	15	1	12	.225	11	4	1	2	1		

PB - Team (1), Helfrick 1, Opp (2). Pickoffs - Team (1), Helfrick 1, Opp (1). SBA/ATT - Helfrick (4-8), Gaeckle (2-3), Gibler (1-2), Dossett (0-2), McGuire (1-1).

Score by innings	1	2	3	4	5	6	7	8	9	EX	Total
Arkansas	29	21	26	24	36	17	13	23	8	2	199
Opponents	11	19	10	15	13	7	13	10	9	0	107

Record when ...

Overall	19-9	After 6 leading	17-0
Conference	4-4 trailing	0-9
Non-Conference	15-5 tied	2-0
Home games	14-7	After 7 leading	12-0
Away games	2-1 trailing	1-9
Neutral site	3-1 tied	2-0
Day games	14-7	After 8 leading	10-0
Night games	5-2 trailing	1-9
vs Left starter	4-2 tied	1-0
vs Right starter	15-7		
1-Run games	5-2	Hit 0 home runs	6-4
2-Run games	1-1	... 1 home run	4-3
5+Run games	11-4	... 2+ home runs	9-2
Extra innings	2-0		
Shutouts	3-0	Opponent 0 home runs	11-1
	 1 home run	5-4
Scoring 0-2 runs	1-2 2+ HRs	3-4
..... 3-5 runs	4-7		
..... 6-9 runs	6-0	Made 0 errors	6-6
..... 10+ runs	8-0 1 error	10-1
	 2+ errors	3-2
Opponent 0-2 runs	13-0		
..... 3-5 runs	4-3	Opp. made 0 errors	4-4
..... 6-9 runs	2-5 1 error	12-3
..... 10+ runs	0-1 2+ errors	3-2
Scored in 1st inning	11-2	Out-hit opponent	16-2
Opp. scored in 1st	1-4	Out-hit by opponent	3-7
Scores first	15-2	Hits are tied	0-0
Opp. scores first	4-7		

Record when team scores:

Runs	0	1	2	3	4	5	6	7	8	9	10+
W-L	0-0	1-1	0-1	2-1	0-6	2-0	1-0	3-0	0-0	2-0	8-0

Record when opponent scores:

Runs	0	1	2	3	4	5	6	7	8	9	10+
W-L	3-0	4-0	6-0	1-0	2-2	1-1	2-1	0-2	0-0	0-2	0-1

Record when leading after:

Inn.	1	2	3	4	5	6	7	8
W-L	10-2	15-1	16-2	16-1	17-0	17-0	12-0	10-0

Record when trailing after:

Inn.	1	2	3	4	5	6	7	8
W-L	0-4	2-7	2-7	3-8	0-9	0-9	1-9	1-9

Record when tied after:

Inn.	1	2	3	4	5	6	7	8
W-L	9-3	2-1	1-0	0-0	2-0	2-0	2-0	1-0

Current losing streak: 2

Longest winning streak: 5

Longest losing streak: 2

Home attendance : 200717 (21 dates avg = 9557)

Away attendance : 78943 (7 dates avg = 11277)

Total attendance: 279660 (28 dates avg = 9987)

Multiple Hit Games	2	3	4	5+	Total
4 Maika Niu	11	2	-	-	13
8 Camden Kozeal	8	2	1	-	11
27 Ryder Helfrick	9	1	-	-	10
42 Damian Ruiz	8	1	-	-	9
25 Kuhio Aloy	6	1	-	-	7
3 Nolan Souza	6	1	-	-	7
5 TJ Pompey	5	1	-	-	6
18 Reese Robinett	6	-	-	-	6
17 Zack Stewart	4	1	-	-	5
12 Carter Rutenbar	2	-	1	-	3
1 Carson Brumbaugh	1	-	-	-	1
TEAM	66	10	2	0	78

Multiple RBI Games	2	3	4	5+	Total
8 Camden Kozeal	5	4	1	-	10
25 Kuhio Aloy	6	1	1	-	8
4 Maika Niu	3	2	1	1	7
27 Ryder Helfrick	5	2	-	-	7
18 Reese Robinett	3	-	-	-	3
42 Damian Ruiz	2	1	-	-	3
17 Zack Stewart	3	-	-	-	3
3 Nolan Souza	1	1	-	-	2
5 TJ Pompey	1	-	-	1	2
12 Carter Rutenbar	-	-	1	-	1
TEAM	29	11	4	2	46

Hitting Streaks	Longest	Current
25 Kuhio Aloy	12	1
3 Nolan Souza	8	1
8 Camden Kozeal	7	1
4 Maika Niu	7	-
42 Damian Ruiz	7	1
12 Carter Rutenbar	5	-
18 Reese Robinett	4	2
5 TJ Pompey	4	-
27 Ryder Helfrick	4	-
17 Zack Stewart	3	-
16 Christian Turner	2	1
1 Carson Brumbaugh	2	-
9 Alexander Peck	1	-

Reached Base Streaks	Longest	Current
27 Ryder Helfrick	26	-
42 Damian Ruiz	16	1
8 Camden Kozeal	15	11
25 Kuhio Aloy	13	1
17 Zack Stewart	9	-
3 Nolan Souza	9	1
18 Reese Robinett	8	8
5 TJ Pompey	7	-
4 Maika Niu	7	-
12 Carter Rutenbar	6	6
16 Christian Turner	4	1
1 Carson Brumbaugh	2	-
19 Carson Willis	1	1
9 Alexander Peck	1	-
24 Landon Schaefer	1	-

Starting Lineup By Position (Team W-L record when starter)

PITCHER:		
20 Gabe Gaeckle	7	(5-2)
32 Hunter Dietz	7	(4-3)
38 Colin Fisher	6	(4-2)
22 Peyton Lee	4	(3-1)
40 James DeCremer	3	(2-1)
14 Mark Brissey	1	(1-0)
CATCHER:		
27 Ryder Helfrick	27	(18-9)
12 Carter Rutenbar	1	(1-0)
FIRST BASE:		
18 Reese Robinett	24	(16-8)
12 Carter Rutenbar	3	(2-1)
9 Alexander Peck	1	(1-0)
SECOND BASE:		
8 Camden Kozeal	16	(12-4)
3 Nolan Souza	12	(7-5)
THIRD BASE:		
5 TJ Pompey	20	(15-5)
3 Nolan Souza	6	(3-3)
18 Reese Robinett	2	(1-1)
SHORTSTOP:		
1 Carson Brumbaugh	15	(12-3)
8 Camden Kozeal	10	(6-4)
5 TJ Pompey	3	(1-2)
LEFT FIELD:		
42 Damian Ruiz	23	(15-8)
16 Christian Turner	3	(3-0)
17 Zack Stewart	2	(1-1)
CENTER FIELD:		
4 Maika Niu	27	(18-9)
42 Damian Ruiz	1	(1-0)
RIGHT FIELD:		
25 Kuhio Aloy	14	(9-5)
17 Zack Stewart	11	(8-3)
42 Damian Ruiz	1	(1-0)
24 Landon Schaefer	1	(1-0)
12 Carter Rutenbar	1	(0-1)
DESIGNATED HITTER:		
25 Kuhio Aloy	10	(7-3)
17 Zack Stewart	7	(6-1)
3 Nolan Souza	6	(5-1)
12 Carter Rutenbar	3	(1-2)
8 Camden Kozeal	1	(0-1)
19 Carson Willis	1	(0-1)

Starting Lineup By Lineup Spot (Team W-L record when starter)

LEADOFF:		
42 Damian Ruiz	23	(16-7)
4 Maika Niu	3	(2-1)
3 Nolan Souza	2	(1-1)
2ND SPOT:		
8 Camden Kozeal	15	(10-5)
27 Ryder Helfrick	9	(6-3)
3 Nolan Souza	4	(3-1)
3RD SPOT:		
27 Ryder Helfrick	18	(12-6)
8 Camden Kozeal	7	(4-3)
25 Kuhio Aloy	1	(1-0)
4 Maika Niu	1	(1-0)
18 Reese Robinett	1	(1-0)
CLEANUP:		
17 Zack Stewart	11	(8-3)
25 Kuhio Aloy	7	(5-2)
8 Camden Kozeal	5	(4-1)
4 Maika Niu	4	(2-2)
12 Carter Rutenbar	1	(0-1)
5TH SPOT:		
25 Kuhio Aloy	9	(6-3)
4 Maika Niu	7	(5-2)
18 Reese Robinett	6	(4-2)
3 Nolan Souza	2	(1-1)
17 Zack Stewart	2	(1-1)
12 Carter Rutenbar	1	(1-0)
9 Alexander Peck	1	(1-0)
6TH SPOT:		
18 Reese Robinett	11	(7-4)
4 Maika Niu	6	(3-3)
12 Carter Rutenbar	3	(3-0)
3 Nolan Souza	3	(2-1)
17 Zack Stewart	3	(3-0)
5 TJ Pompey	1	(1-0)
25 Kuhio Aloy	1	(0-1)
7TH SPOT:		
5 TJ Pompey	8	(6-2)
4 Maika Niu	6	(5-1)
18 Reese Robinett	5	(3-2)
25 Kuhio Aloy	5	(4-1)
3 Nolan Souza	2	(0-2)
12 Carter Rutenbar	1	(0-1)
17 Zack Stewart	1	(1-0)
8TH SPOT:		
5 TJ Pompey	9	(6-3)
1 Carson Brumbaugh	5	(4-1)
3 Nolan Souza	5	(4-1)
17 Zack Stewart	3	(2-1)
18 Reese Robinett	3	(2-1)
25 Kuhio Aloy	1	(0-1)
12 Carter Rutenbar	1	(0-1)
16 Christian Turner	1	(1-0)
9TH SPOT:		
1 Carson Brumbaugh	10	(8-2)
3 Nolan Souza	6	(4-2)
5 TJ Pompey	5	(3-2)
16 Christian Turner	2	(2-0)
42 Damian Ruiz	2	(1-1)
24 Landon Schaefer	1	(1-0)
12 Carter Rutenbar	1	(0-1)
19 Carson Willis	1	(0-1)

STARTERS SUMMARY

Player	GS	Position											Batting Order									
		p	c	1b	2b	3b	ss	lf	cf	rf	of	dh	1st	2nd	3rd	4th	5th	6th	7th	8th	9th	
8 Camden Kozeal	27	.	.	.	16	.	10	1	.	15	7	5
27 Ryder Helfrick	27	.	27	9	18
4 Maika Niu	27	27	3	.	1	4	7	6	6	.
18 Reese Robinett	26	.	.	24	.	2	1	.	6	11	5	3
42 Damian Ruiz	25	23	1	1	23
3 Nolan Souza	24	.	.	.	12	6	6	.	2	4	.	.	2	3	2	5
25 Kuhio Aloy	24	14	.	10	1	7	9	1	5	1
5 TJ Pompey	23	20	3	1	8	9
17 Zack Stewart	20	2	.	11	.	7	11	2	3	1	3	.
1 Carson Brumba	15	15	5
12 Carter Rutenba	8	.	1	3	1	.	3	.	.	.	1	1	3	1	1
32 Hunter Dietz	7	7
20 Gabe Gaeckle	7	7
38 Colin Fisher	6	6
22 Peyton Lee	4	4
16 Christian Turne	3	3	1
40 James DeCrem	3	3
9 Alexander Peck	1	.	.	1	1
19 Carson Willis	1	1	1
24 Landon Schaef	1	1	1
14 Mark Brissey	1	1



#25 Kuhio Aloy - 24 games (All games)

Date	Opponent	Pos	AB	R	H	RBI	2B	3B	HR	BB	SB	CS	HBP	SAC	SF	GDP	K	PO	A	E	Avg
Feb 13	vs Oklahoma State	*of	4	1	2	2	0	0	0	0	1	0	0	0	0	0	1	1	0	0	.500
Feb 14	vs TCU	*of	4	1	1	1	0	0	1	0	0	0	0	0	0	0	0	1	0	0	.375
Feb 20	XAVIER	*of	2	0	1	0	0	0	0	1	0	0	0	0	0	0	1	2	0	0	.400
Feb 21	XAVIER	*of	4	1	2	2	0	0	1	1	0	0	0	0	0	0	0	0	0	1	.429
Feb 22	XAVIER	*of	5	2	3	3	0	0	1	0	0	0	0	0	0	0	0	0	0	0	.474
Feb 24	ARKANSAS STAT	*of	4	1	1	0	0	0	0	0	0	0	0	0	0	0	1	3	0	0	.435
Feb 25	ARKANSAS STAT	*of	4	0	1	1	0	0	0	0	0	0	0	0	0	1	1	0	0	0	.407
Feb 27	UT ARLINGTON	*of	4	1	1	2	1	0	0	0	0	0	0	0	0	1	1	1	0	0	.387
Feb 28	UT ARLINGTON	*dh	4	1	1	0	0	0	0	0	0	0	0	0	0	0	2	0	0	0	.371
Mar 01	UT ARLINGTON	*dh	4	1	2	1	1	0	0	0	0	0	0	0	0	0	1	0	0	0	.385
Mar 03	ORAL ROBERTS	*of	5	1	2	4	1	0	0	0	0	0	0	0	0	0	2	1	0	0	.386
Mar 06	STETSON	*dh	4	1	2	1	1	0	0	1	0	0	0	0	0	1	0	0	0	0	.396
Mar 07	STETSON	*of	2	1	0	2	0	0	0	2	0	0	0	0	0	0	0	0	0	1	.380
Mar 08	STETSON	*dh	4	0	0	0	0	0	0	0	0	0	0	0	0	0	0	0	0	0	.352
Mar 09	STETSON	*of	5	0	1	0	0	0	0	0	0	0	0	0	0	0	0	0	0	0	.339
Mar 13	MISSISSIPPI STA	*of	3	1	0	0	0	0	0	0	0	0	0	0	0	0	2	1	0	1	.323
Mar 14	MISSISSIPPI STA	*of	4	0	1	0	0	0	0	0	1	0	0	0	0	0	0	1	0	0	.318
Mar 14	MISSISSIPPI STA	*of	3	0	0	0	0	0	0	0	0	0	0	0	0	0	2	2	0	0	.304
Mar 18	NORTHERN COL	*dh	5	0	2	2	0	0	0	0	1	0	0	0	0	1	0	0	0	0	.311
Mar 20	at South Carolina	*dh	5	3	1	2	0	0	1	0	0	0	1	0	0	0	1	0	0	0	.304
Mar 21	at South Carolina	*dh	4	0	0	0	0	0	0	0	0	0	0	0	0	0	2	0	0	0	.289
Mar 22	at South Carolina	*dh	2	0	0	0	0	0	0	0	0	0	0	0	0	0	0	0	0	0	.282
Mar 24	UCA	*dh	2	0	0	0	0	0	0	0	0	0	0	0	0	0	2	0	0	0	.276
Mar 28	FLORIDA	*dh	4	0	1	0	0	0	0	0	1	0	0	0	0	0	1	0	0	0	.275
Totals		24gs	91	16	25	23	4	0	4	5	4	0	1	0	0	4	20	13	0	3	.275

On base pct. .320 • Slugging pct. .451

#45 Tye Briscoe - 2 appearances (All games)

Date	Opponent	GS	IP	H	R	ER	BB	SO	2B	3B	HR	WP	BK	HBP	IBB	Score	W-L	Sv	ERA	NP
Mar 24	UCA		1.0	0	0	0	0	3	0	0	0	0	0	0	0	15-2	0-0	0	0.00	13
Mar 28	FLORIDA		0.0	0	0	0	1	0	0	0	0	0	0	0	0	4-7	0-0	0	0.00	4
Totals		0	1.0	0	0	0	1	3	0	0	0	0	0	0	0	19-9	0-0	0	0.00	-

#14 Mark Brissey - 3 games (All games)

Date	Opponent	Pos	AB	R	H	RBI	2B	3B	HR	BB	SB	CS	HBP	SAC	SF	GDP	K	PO	A	E	Avg
Feb 16	vs Tarleton State	p	0	0	0	0	0	0	0	0	0	0	0	0	0	0	0	0	1	0	.000
Mar 06	STETSON	p	0	0	0	0	0	0	0	0	0	0	0	0	0	0	0	0	1	0	.000
Mar 27	FLORIDA	p	0	0	0	0	0	0	0	0	0	0	0	0	0	0	0	0	1	0	.000
Totals		0gs	0	0	0	0	0	0	0	0	0	0	0	0	0	0	0	2	1	0	.000

On base pct. .000 • Slugging pct. .000

#14 Mark Brissey - 7 appearances (All games)

Date	Opponent	GS	IP	H	R	ER	BB	SO	2B	3B	HR	WP	BK	HBP	IBB	Score	W-L	Sv	ERA	NP
Feb 16	vs Tarleton State		2.0	1	0	0	1	3	0	0	0	0	0	0	0	3-1	0-0	1	0.00	30
Feb 28	UT ARLINGTON		2.0	0	0	0	1	3	0	0	0	0	0	0	0	9-0	0-0	1	0.00	26
Mar 03	ORAL ROBERTS		1.0	0	0	0	0	3	0	0	0	0	0	1	0	10-2	0-0	1	0.00	14
Mar 06	STETSON		1.0	0	0	0	0	0	0	0	0	0	0	0	0	7-1	0-0	1	0.00	14
Mar 17	NORTHERN COL	*	2.0	2	2	2	2	2	0	0	0	0	0	1	0	13-2	0-0	1	2.25	46
Mar 24	UCA		1.0	0	0	0	0	3	0	0	0	0	0	1	0	15-2	0-0	1	2.00	15
Mar 27	FLORIDA		1.1	1	2	2	1	1	0	0	0	0	0	0	0	4-9	0-0	1	3.48	24
Totals		1	10.1	4	4	4	5	15	0	0	0	0	0	3	0	61-17	0-0	1	3.48	-



INDIVIDUAL GAME-BY-GAME

#1 Carson Brumbaugh - 17 games (All games)

Date	Opponent	Pos	AB	R	H	RBI	2B	3B	HR	BB	SB	CS	HBP	SAC	SF	GDP	K	PO	A	E	Avg
Feb 13	vs Oklahoma State	*ss	4	0	0	0	0	0	0	0	0	0	0	0	0	0	0	1	0	0	.000
Feb 14	vs TCU	*ss	4	0	1	0	0	0	0	0	0	0	0	0	0	0	1	0	3	0	.125
Feb 15	vs Texas Tech	*ss	5	1	1	0	0	0	0	0	0	0	0	0	0	0	3	2	3	0	.154
Feb 16	vs Tarleton State	*ss	4	0	0	0	0	0	0	0	0	0	0	0	0	1	0	0	2	0	.118
Feb 20	XAVIER	*ss	3	1	1	0	0	0	0	0	0	0	0	0	0	0	2	0	4	0	.150
Feb 21	XAVIER	*ss	3	0	0	0	0	0	0	1	0	1	0	0	0	0	1	0	4	0	.130
Feb 22	XAVIER	*ss	4	0	0	0	0	0	0	0	0	0	0	0	0	0	2	0	4	0	.111
Feb 25	ARKANSAS STAT	*ss	2	0	0	0	0	0	0	0	0	0	0	1	0	0	1	0	4	0	.103
Feb 27	UT ARLINGTON	*ss	2	0	0	0	0	0	0	0	0	0	0	0	0	0	1	0	3	0	.097
Feb 28	UT ARLINGTON	*ss	3	1	1	0	0	0	0	1	0	0	0	0	0	0	0	0	2	0	.118
Mar 01	UT ARLINGTON	*ss	3	2	2	1	2	0	0	0	0	0	0	0	1	0	0	0	2	2	.162
Mar 03	ORAL ROBERTS	*ss	3	1	0	0	0	0	0	0	0	0	0	0	0	0	1	2	2	0	.150
Mar 06	STETSON	*ss	3	0	1	1	1	0	0	0	0	0	0	0	1	1	0	1	1	1	.163
Mar 08	STETSON	*ss	2	0	0	0	0	0	0	0	0	0	0	0	0	1	1	1	4	2	.156
Mar 14	MISSISSIPPI STA	ph	1	0	0	0	0	0	0	0	0	0	0	0	0	0	1	0	0	0	.152
Mar 18	NORTHERN COL	*ss	4	0	0	0	0	0	0	0	0	0	0	0	0	1	1	1	6	0	.140
Mar 20	at South Carolina	ss	0	0	0	0	0	0	0	0	0	0	0	0	0	0	0	1	0	0	.140
Totals		15gs	50	6	7	2	3	0	0	2	0	1	0	1	2	4	15	9	44	5	.140

On base pct. .167 • Slugging pct. .200

#36 Parker Coil - 1 game (All games)

Date	Opponent	Pos	AB	R	H	RBI	2B	3B	HR	BB	SB	CS	HBP	SAC	SF	GDP	K	PO	A	E	Avg
Feb 15	vs Texas Tech	p	0	0	0	0	0	0	0	0	0	0	0	0	0	0	0	0	1	0	.000
Totals		0gs	0	0	0	0	0	0	0	0	0	0	0	0	0	0	0	0	1	0	.000

On base pct. .000 • Slugging pct. .000

#36 Parker Coil - 9 appearances (All games)

Date	Opponent	GS	IP	H	R	ER	BB	SO	2B	3B	HR	WP	BK	HBP	IBB	Score	W-L	Sv	ERA	NP
Feb 15	vs Texas Tech		1.0	1	1	1	1	0	0	0	0	0	0	0	0	6-5	0-0	0	9.00	15
Feb 21	XAVIER		3.0	2	2	2	0	4	0	0	2	0	0	0	0	7-6	0-0	0	6.75	34
Feb 25	ARKANSAS STAT		2.2	0	0	0	2	6	0	0	0	0	0	0	1	1-0	0-0	1	4.05	38
Mar 06	STETSON		1.0	2	1	1	0	3	1	0	0	0	0	0	0	7-1	0-0	1	4.70	21
Mar 09	STETSON		2.0	3	0	0	0	2	0	0	0	0	0	0	0	4-6	0-0	1	3.72	31
Mar 14	MISSISSIPPI STA		0.2	0	0	0	0	1	0	0	0	0	0	0	0	7-3	0-0	1	3.48	9
Mar 17	NORTHERN COL		1.0	0	0	0	1	2	0	0	0	0	0	0	0	13-2	0-0	1	3.18	19
Mar 24	UCA		3.0	3	1	1	0	1	1	0	1	0	0	0	0	15-2	1-0	1	3.14	39
Mar 28	FLORIDA		1.0	1	0	0	0	1	0	0	0	0	0	0	0	4-7	1-0	1	2.93	11
Totals		0	15.1	12	5	5	4	20	2	0	3	0	0	0	1	64-32	1-0	1	2.93	-

#11 Luke Cornelison - 1 game (All games)

Date	Opponent	Pos	AB	R	H	RBI	2B	3B	HR	BB	SB	CS	HBP	SAC	SF	GDP	K	PO	A	E	Avg
Feb 27	UT ARLINGTON	3b	0	0	0	0	0	0	0	0	0	0	0	0	0	0	0	0	0	0	.000
Totals		0gs	0	0	0	0	0	0	0	0	0	0	0	0	0	0	0	0	0	0	.000

On base pct. .000 • Slugging pct. .000

#11 Luke Cornelison - 3 appearances (All games)

Date	Opponent	GS	IP	H	R	ER	BB	SO	2B	3B	HR	WP	BK	HBP	IBB	Score	W-L	Sv	ERA	NP
Feb 24	ARKANSAS STAT		2.0	2	1	0	2	2	0	0	0	1	0	0	0	4-12	0-0	0	0.00	27
Mar 18	NORTHERN COL		2.0	1	0	0	0	1	0	0	0	0	0	0	0	9-4	0-0	0	0.00	32
Mar 20	at South Carolina		1.0	3	2	2	0	2	0	0	1	0	0	0	0	22-6	0-0	0	3.60	24
Totals		0	5.0	6	3	2	2	5	0	0	1	1	0	0	0	35-22	0-0	0	3.60	-



#40 James DeCremer - 2 games (All games)

Date	Opponent	Pos	AB	R	H	RBI	2B	3B	HR	BB	SB	CS	HBP	SAC	SF	GDP	K	PO	A	E	Avg
Feb 15	vs Texas Tech	p	0	0	0	0	0	0	0	0	0	0	0	0	0	0	0	0	2	0	.000
Mar 03	ORAL ROBERTS	*p	0	0	0	0	0	0	0	0	0	0	0	0	0	0	0	0	2	0	.000
Totals		1gs	0	0	0	0	0	0	0	0	0	0	0	0	0	0	0	0	4	0	.000

On base pct. .000 • Slugging pct. .000

#40 James DeCremer - 5 appearances (All games)

Date	Opponent	GS	IP	H	R	ER	BB	SO	2B	3B	HR	WP	BK	HBP	IBB	Score	W-L	Sv	ERA	NP
Feb 15	vs Texas Tech		2.0	1	0	0	1	1	0	0	0	1	0	0	0	6-5	0-0	0	0.00	36
Feb 25	ARKANSAS STAT	*	3.2	1	0	0	0	3	1	0	0	0	0	0	0	1-0	0-0	0	0.00	50
Mar 03	ORAL ROBERTS	*	2.0	5	1	1	1	1	0	0	0	0	0	0	0	10-2	0-0	0	1.17	34
Mar 09	STETSON	*	0.0	4	4	4	1	0	0	0	1	1	0	0	0	4-6	0-1	0	5.87	17
Mar 28	FLORIDA		1.0	1	0	0	0	0	1	0	0	0	0	0	0	4-7	0-1	0	5.19	7
Totals		3	8.2	12	5	5	3	5	2	0	1	2	0	0	0	25-20	0-1	0	5.19	-

#32 Hunter Dietz - 1 game (All games)

Date	Opponent	Pos	AB	R	H	RBI	2B	3B	HR	BB	SB	CS	HBP	SAC	SF	GDP	K	PO	A	E	Avg
Mar 28	FLORIDA	*p	0	0	0	0	0	0	0	0	0	0	0	0	0	0	0	0	1	0	.000
Totals		1gs	0	0	0	0	0	0	0	0	0	0	0	0	0	0	0	0	1	0	.000

On base pct. .000 • Slugging pct. .000

#32 Hunter Dietz - 7 appearances (All games)

Date	Opponent	GS	IP	H	R	ER	BB	SO	2B	3B	HR	WP	BK	HBP	IBB	Score	W-L	Sv	ERA	NP
Feb 14	vs TCU	*	2.0	3	4	4	3	5	2	0	0	0	0	1	0	4-5	0-1	0	18.00	58
Feb 21	XAVIER	*	4.0	5	4	2	1	9	0	0	0	0	0	1	0	7-6	0-1	0	9.00	84
Feb 28	UT ARLINGTON	*	7.0	2	0	0	1	8	1	0	0	0	0	0	0	9-0	1-1	0	4.15	93
Mar 07	STETSON	*	6.0	4	1	0	0	12	0	0	0	1	0	0	0	13-1	2-1	0	2.84	91
Mar 14	MISSISSIPPI STA	*	4.2	4	5	5	3	8	1	0	1	1	0	0	0	2-7	2-2	0	4.18	95
Mar 21	at South Carolina	*	6.2	5	2	2	2	12	1	0	0	0	0	0	0	3-2	2-2	0	3.86	103
Mar 28	FLORIDA	*	4.0	5	3	3	4	4	1	0	0	2	0	1	0	4-7	2-2	0	4.19	88
Totals		7	34.1	28	19	16	14	58	6	0	1	4	0	3	0	42-28	2-2	0	4.19	-

#48 Cooper Dossett - 6 appearances (All games)

Date	Opponent	GS	IP	H	R	ER	BB	SO	2B	3B	HR	WP	BK	HBP	IBB	Score	W-L	Sv	ERA	NP
Feb 15	vs Texas Tech		0.2	1	4	4	3	1	0	0	0	0	0	0	0	6-5	0-0	0	54.00	28
Feb 24	ARKANSAS STAT		1.0	3	3	3	0	1	1	0	1	0	0	0	0	4-12	0-0	0	37.80	19
Mar 07	STETSON		1.0	0	0	0	0	1	0	0	0	0	0	0	0	13-1	0-0	0	23.62	19
Mar 14	MISSISSIPPI STA		1.0	0	0	0	1	1	0	0	0	0	0	0	0	2-7	0-0	0	17.18	13
Mar 18	NORTHERN COL		1.0	0	0	0	0	0	0	0	0	0	0	0	0	9-4	0-0	0	13.50	10
Mar 28	FLORIDA		1.1	0	0	0	2	1	0	0	0	0	0	0	0	4-7	0-0	0	10.50	24
Totals		0	6.0	4	7	7	6	5	1	0	1	0	0	0	0	38-36	0-0	0	10.50	-

#13 Steele Eaves - 1 game (All games)

Date	Opponent	Pos	AB	R	H	RBI	2B	3B	HR	BB	SB	CS	HBP	SAC	SF	GDP	K	PO	A	E	Avg
Mar 28	FLORIDA	p	0	0	0	0	0	0	0	0	0	0	0	0	0	0	0	1	0	0	.000
Totals		0gs	0	0	0	0	0	0	0	0	0	0	0	0	0	0	0	1	0	0	.000

On base pct. .000 • Slugging pct. .000



INDIVIDUAL GAME-BY-GAME

#13 Steele Eaves - 10 appearances (All games)

Date	Opponent	GS	IP	H	R	ER	BB	SO	2B	3B	HR	WP	BK	HBP	IBB	Score	W-L	Sv	ERA	NP
Feb 15	vs Texas Tech		2.1	1	0	0	1	3	0	0	0	0	0	0	1	6-5	1-0	0	0.00	33
Feb 21	XAVIER		2.0	2	0	0	0	1	0	0	0	0	0	0	0	7-6	2-0	0	0.00	21
Feb 25	ARKANSAS STAT		2.2	0	0	0	1	4	0	0	0	0	0	0	0	1-0	3-0	0	0.00	38
Mar 01	UT ARLINGTON		1.0	0	0	0	0	1	0	0	0	0	0	0	0	11-1	3-0	0	0.00	14
Mar 09	STETSON		4.0	3	0	0	0	1	0	0	0	0	0	0	0	4-6	3-0	0	0.00	37
Mar 14	MISSISSIPPI STA		2.0	0	0	0	0	2	0	0	0	0	0	1	0	7-3	3-0	0	0.00	25
Mar 17	NORTHERN COL		1.0	1	0	0	1	0	0	0	0	0	0	0	0	13-2	3-0	0	0.00	17
Mar 22	at South Carolina		2.2	2	2	2	0	3	0	0	2	0	0	0	0	4-9	3-0	0	1.02	33
Mar 27	FLORIDA		1.0	2	1	1	1	1	1	0	1	1	0	0	0	4-9	3-0	0	1.45	26
Mar 28	FLORIDA		1.0	2	2	2	0	1	0	0	1	0	1	1	0	4-7	3-1	0	2.29	18
Totals		0	19.2	13	5	5	4	17	1	0	4	1	1	3	0	61-48	3-1	0	2.29	-

#38 Colin Fisher - 4 games (All games)

Date	Opponent	Pos	AB	R	H	RBI	2B	3B	HR	BB	SB	CS	HBP	SAC	SF	GDP	K	PO	A	E	Avg
Feb 15	vs Texas Tech	*p	0	0	0	0	0	0	0	0	0	0	0	0	0	0	0	0	1	0	.000
Feb 22	XAVIER	*p	0	0	0	0	0	0	0	0	0	0	0	0	0	0	0	0	1	0	.000
Mar 08	STETSON	*p	0	0	0	0	0	0	0	0	0	0	0	0	0	0	0	0	1	0	.000
Mar 22	at South Carolina	*p	0	0	0	0	0	0	0	0	0	0	0	0	0	0	0	0	1	0	.000
Totals		4gs	0	0	0	0	0	0	0	0	0	0	0	0	0	0	0	0	4	0	.000

On base pct. .000 • Slugging pct. .000

#38 Colin Fisher - 6 appearances (All games)

Date	Opponent	GS	IP	H	R	ER	BB	SO	2B	3B	HR	WP	BK	HBP	IBB	Score	W-L	Sv	ERA	NP
Feb 15	vs Texas Tech	*	5.0	1	0	0	2	8	0	0	0	0	0	0	0	6-5	0-0	0	0.00	82
Feb 22	XAVIER	*	8.0	1	0	0	0	11	0	0	0	0	0	0	0	11-0	1-0	0	0.00	86
Mar 01	UT ARLINGTON	*	6.0	5	1	0	1	7	1	0	0	0	0	1	0	11-1	2-0	0	0.00	85
Mar 08	STETSON	*	4.0	6	4	3	0	4	1	0	2	0	0	0	0	1-4	2-1	0	1.17	69
Mar 14	MISSISSIPPI STA	*	4.2	4	3	3	2	6	0	0	0	0	0	0	0	7-3	2-1	0	1.95	85
Mar 22	at South Carolina	*	2.1	4	3	3	2	2	1	0	1	0	0	1	0	4-9	2-2	0	2.70	45
Totals		6	30.0	21	11	9	7	38	3	0	3	0	0	2	0	40-22	2-2	0	2.70	-

#20 Gabe Gaeckle - 4 games (All games)

Date	Opponent	Pos	AB	R	H	RBI	2B	3B	HR	BB	SB	CS	HBP	SAC	SF	GDP	K	PO	A	E	Avg
Feb 13	vs Oklahoma State	*p	0	0	0	0	0	0	0	0	0	0	0	0	0	0	0	0	1	0	.000
Feb 20	XAVIER	*p	0	0	0	0	0	0	0	0	0	0	0	0	0	0	0	0	1	0	.000
Feb 27	UT ARLINGTON	*p	0	0	0	0	0	0	0	0	0	0	0	0	0	0	0	0	1	0	.000
Mar 13	MISSISSIPPI STA	*p	0	0	0	0	0	0	0	0	0	0	0	0	0	0	0	0	1	0	.000
Totals		4gs	0	0	0	0	0	0	0	0	0	0	0	0	0	0	0	0	2	2	.000

On base pct. .000 • Slugging pct. .000

#20 Gabe Gaeckle - 7 appearances (All games)

Date	Opponent	GS	IP	H	R	ER	BB	SO	2B	3B	HR	WP	BK	HBP	IBB	Score	W-L	Sv	ERA	NP
Feb 13	vs Oklahoma State	*	4.1	4	2	1	1	9	0	0	1	0	0	0	0	12-2	0-0	0	2.08	75
Feb 20	XAVIER	*	5.0	4	1	1	2	7	2	0	1	0	0	0	0	5-2	1-0	0	1.93	77
Feb 27	UT ARLINGTON	*	5.1	8	4	4	2	5	2	0	1	0	0	1	0	3-4	1-1	0	3.68	88
Mar 06	STETSON	*	6.0	5	0	0	1	6	0	0	0	0	0	0	0	7-1	2-1	0	2.61	99
Mar 13	MISSISSIPPI STA	*	5.2	8	2	2	3	4	1	0	0	0	0	0	0	5-4	2-1	0	2.73	90
Mar 20	at South Carolina	*	5.0	5	4	2	2	7	0	0	2	0	0	0	0	22-6	3-1	0	2.87	89
Mar 27	FLORIDA	*	1.1	1	3	3	4	0	0	0	0	0	0	1	0	4-9	3-2	0	3.58	46
Totals		7	32.2	35	16	13	15	38	5	0	5	0	0	2	0	58-28	3-2	0	3.58	-



#29 Cole Gibler - 3 games (All games)

Date	Opponent	Pos	AB	R	H	RBI	2B	3B	HR	BB	SB	CS	HBP	SAC	SF	GDP	K	PO	A	E	Avg
Feb 27	UT ARLINGTON	p	0	0	0	0	0	0	0	0	0	0	0	0	0	0	0	0	1	0	.000
Mar 21	at South Carolina	p	0	0	0	0	0	0	0	0	0	0	0	0	0	0	0	0	1	0	.000
Mar 27	FLORIDA	p	0	0	0	0	0	0	0	0	0	0	0	0	0	0	0	0	1	0	.000
Totals		0gs	0	0	0	0	0	0	0	0	0	0	0	0	0	0	0	0	3	0	.000

On base pct. .000 • Slugging pct. .000

#29 Cole Gibler - 7 appearances (All games)

Date	Opponent	GS	IP	H	R	ER	BB	SO	2B	3B	HR	WP	BK	HBP	IBB	Score	W-L	Sv	ERA	NP
Feb 13	vs Oklahoma State		3.2	0	0	0	1	6	0	0	0	0	0	0	0	12-2	1-0	0	0.00	53
Feb 20	XAVIER		4.0	5	1	1	0	2	1	0	1	0	0	1	0	5-2	1-0	1	1.17	51
Feb 27	UT ARLINGTON		3.2	1	0	0	0	5	0	0	0	0	0	0	0	3-4	1-0	1	0.79	39
Mar 08	STETSON		3.0	0	0	0	2	2	0	0	0	0	0	0	0	1-4	1-0	1	0.63	45
Mar 13	MISSISSIPPI STA		3.1	3	2	2	2	3	0	0	1	0	0	1	0	5-4	2-0	1	1.53	53
Mar 21	at South Carolina		3.1	2	0	0	1	4	0	0	0	1	0	0	0	3-2	3-0	1	1.29	46
Mar 27	FLORIDA		4.2	3	2	2	3	5	0	0	1	1	0	1	0	4-9	3-0	1	1.75	86
Totals		0	25.2	14	5	5	9	27	1	0	3	2	0	3	0	33-27	3-0	1	1.75	-

#27 Ryder Helfrick - 27 games (All games)

Date	Opponent	Pos	AB	R	H	RBI	2B	3B	HR	BB	SB	CS	HBP	SAC	SF	GDP	K	PO	A	E	Avg
Feb 13	vs Oklahoma State	*c	4	4	2	3	0	0	2	1	1	0	0	0	0	0	2	14	1	1	.500
Feb 14	vs TCU	*c	4	0	1	0	0	0	0	1	1	0	0	0	0	0	1	10	0	0	.375
Feb 15	vs Texas Tech	*c	6	0	2	0	0	0	0	0	0	0	0	0	0	0	2	12	1	0	.357
Feb 16	vs Tarleton State	*c	3	1	0	0	0	0	0	1	0	0	0	0	0	0	0	13	0	0	.294
Feb 20	XAVIER	*c	3	1	0	0	0	0	0	1	0	1	0	0	0	0	1	10	1	0	.250
Feb 21	XAVIER	*c	5	2	2	1	0	0	1	0	0	0	0	0	0	0	1	14	0	0	.280
Feb 22	XAVIER	*c	4	1	2	3	1	0	1	0	0	0	0	0	0	0	0	10	1	0	.310
Feb 24	ARKANSAS STAT	*c	3	0	1	0	0	0	0	1	0	0	0	0	0	0	1	10	0	0	.312
Feb 25	ARKANSAS STAT	*c	2	1	0	0	0	0	0	2	0	0	0	0	0	0	0	13	0	0	.294
Feb 27	UT ARLINGTON	*c	2	1	0	0	0	0	0	2	0	0	0	0	0	0	0	11	0	0	.278
Feb 28	UT ARLINGTON	*c	4	1	1	0	0	0	0	1	0	0	0	0	0	0	0	9	2	0	.275
Mar 01	UT ARLINGTON	*c	3	2	3	2	0	0	1	1	1	0	0	0	0	0	0	8	0	0	.326
Mar 03	ORAL ROBERTS	*c	2	1	2	0	0	0	0	2	0	0	0	0	0	0	0	7	0	0	.356
Mar 06	STETSON	*c	4	1	2	1	0	0	0	1	0	0	0	0	0	0	1	11	0	1	.367
Mar 07	STETSON	*c	2	1	0	1	0	0	0	2	1	0	0	0	1	0	0	12	0	0	.353
Mar 08	STETSON	*c	2	0	0	0	0	0	0	2	0	0	0	0	0	0	0	8	2	0	.340
Mar 09	STETSON	*c	5	1	1	0	0	0	0	0	0	0	0	0	0	0	3	5	0	0	.328
Mar 13	MISSISSIPPI STA	*c	3	0	0	0	0	0	0	1	0	0	0	0	0	0	2	7	3	0	.311
Mar 14	MISSISSIPPI STA	*c	4	0	2	1	2	0	0	0	0	0	0	0	0	0	0	12	1	0	.323
Mar 14	MISSISSIPPI STA	*c	3	0	1	2	0	0	0	2	0	0	0	0	0	0	1	11	0	0	.324
Mar 17	NORTHERN COL	*c	3	0	2	2	1	0	0	3	1	0	0	0	0	0	0	12	0	1	.338
Mar 20	at South Carolina	*c	3	2	0	1	0	0	0	2	0	0	0	0	1	0	1	7	0	0	.324
Mar 21	at South Carolina	*c	2	1	0	0	0	0	0	3	0	0	0	0	0	0	0	14	3	0	.316
Mar 22	at South Carolina	*c	5	2	2	2	0	0	1	0	0	0	0	0	0	0	1	10	0	0	.321
Mar 24	UCA	*c	3	1	0	0	0	0	0	1	0	0	0	0	0	0	1	9	1	0	.310
Mar 27	FLORIDA	*c	3	1	1	2	0	0	1	2	0	0	0	0	0	0	1	9	1	0	.310
Mar 28	FLORIDA	*c	4	1	0	1	0	0	0	0	0	0	0	0	1	0	1	9	1	0	.297
Totals		27gs	91	26	27	22	4	0	7	32	5	1	0	0	3	1	20	277	18	3	.297

On base pct. .468 • Slugging pct. .571

#15 Jackson Kircher - 2 games (All games)

Date	Opponent	Pos	AB	R	H	RBI	2B	3B	HR	BB	SB	CS	HBP	SAC	SF	GDP	K	PO	A	E	Avg
Mar 03	ORAL ROBERTS	p	0	0	0	0	0	0	0	0	0	0	0	0	0	0	0	0	1	0	.000
Mar 17	NORTHERN COL	p	0	0	0	0	0	0	0	0	0	0	0	0	0	0	0	1	0	0	.000
Totals		0gs	0	0	0	0	0	0	0	0	0	0	0	0	0	0	0	1	1	0	.000

On base pct. .000 • Slugging pct. .000



INDIVIDUAL GAME-BY-GAME

#15 Jackson Kircher - 7 appearances (All games)

Date	Opponent	GS	IP	H	R	ER	BB	SO	2B	3B	HR	WP	BK	HBP	IBB	Score	W-L	Sv	ERA	NP
Feb 14	vs TCU		1.0	1	1	1	1	1	0	0	0	0	0	0	1	4-5	0-0	0	9.00	29
Mar 03	ORAL ROBERTS		1.0	0	0	0	0	1	0	0	0	0	0	0	0	10-2	0-0	0	4.50	8
Mar 06	STETSON		1.0	1	0	0	1	2	0	0	0	0	0	0	0	7-1	0-0	0	3.00	23
Mar 14	MISSISSIPPI STA		0.0	1	0	0	0	0	0	0	0	0	0	0	0	7-3	0-0	0	3.00	5
Mar 17	NORTHERN COL		3.0	0	0	0	1	6	0	0	0	0	0	0	0	13-2	1-0	0	1.50	44
Mar 22	at South Carolina		0.1	3	3	2	1	0	1	0	1	0	0	0	0	4-9	1-0	0	4.26	16
Mar 28	FLORIDA		0.2	1	2	2	1	2	0	0	0	0	0	0	0	4-7	1-0	0	6.43	17
Totals		0	7.0	7	6	5	5	12	1	0	1	0	0	1	0	49-29	1-0	0	6.43	-

#55 Brendan Kleiman - 2 games (All games)

Date	Opponent	Pos	AB	R	H	RBI	2B	3B	HR	BB	SB	CS	HBP	SAC	SF	GDP	K	PO	A	E	Avg
Feb 16	vs Tarleton State	ph	1	0	0	0	0	0	0	0	0	0	0	0	0	0	1	0	0	0	.000
Mar 07	STETSON	c	0	0	0	0	0	0	0	0	0	0	0	0	0	0	0	1	0	0	.000
Totals		0gs	1	0	0	0	0	0	0	0	0	0	0	0	0	0	1	1	0	0	.000

On base pct. .000 • Slugging pct. .000

#8 Camden Kozeal - 27 games (All games)

Date	Opponent	Pos	AB	R	H	RBI	2B	3B	HR	BB	SB	CS	HBP	SAC	SF	GDP	K	PO	A	E	Avg
Feb 13	vs Oklahoma State	*2b	3	2	1	2	0	0	1	2	0	0	0	0	0	0	1	2	3	0	.333
Feb 14	vs TCU	*2b	2	1	0	0	0	0	0	3	0	0	0	0	0	0	2	2	0	0	.200
Feb 15	vs Texas Tech	*2b	4	2	1	1	0	0	1	1	0	0	0	0	0	0	2	2	1	0	.222
Feb 16	vs Tarleton State	*2b	4	1	1	0	0	0	0	0	0	0	0	0	0	0	1	2	2	0	.231
Feb 20	XAVIER	*2b	4	1	1	3	0	0	1	0	0	0	0	0	0	0	1	1	6	1	.235
Feb 21	XAVIER	*2b	5	3	4	2	1	1	1	0	0	0	0	0	0	0	0	1	3	1	.364
Feb 22	XAVIER	*2b	4	2	2	2	0	0	0	1	0	0	0	0	0	0	0	1	2	0	.385
Feb 24	ARKANSAS STAT	*2b	3	0	0	0	0	0	0	1	0	0	0	0	0	0	1	1	3	0	.345
Feb 27	UT ARLINGTON	*dh	4	1	2	0	0	0	0	0	0	0	0	0	0	0	1	0	0	0	.364
Feb 28	UT ARLINGTON	*2b	5	1	2	3	0	0	1	0	0	0	0	0	0	0	1	1	1	0	.368
Mar 01	UT ARLINGTON	*2b	4	2	2	3	1	0	1	1	0	0	0	0	0	0	0	3	4	0	.381
Mar 03	ORAL ROBERTS	*2b	4	0	1	1	0	0	0	0	0	0	0	0	1	0	1	0	1	0	.370
Mar 06	STETSON	*2b	5	1	2	2	1	0	0	0	0	0	0	0	0	0	0	0	2	0	.373
Mar 07	STETSON	*2b	4	2	3	2	1	0	0	1	0	0	0	0	0	0	1	0	0	0	.400
Mar 08	STETSON	*2b	4	0	1	1	1	0	0	0	0	0	0	0	0	0	0	1	3	0	.390
Mar 09	STETSON	*2b	5	0	0	0	0	0	0	0	0	0	0	0	0	0	1	3	7	0	.359
Mar 13	MISSISSIPPI STA	*ss	4	0	1	1	0	0	0	0	0	0	0	0	0	0	1	3	1	0	.353
Mar 14	MISSISSIPPI STA	*ss	3	0	0	0	0	0	0	1	0	0	0	0	0	0	1	2	3	0	.338
Mar 14	MISSISSIPPI STA	*ss	4	0	0	0	0	0	0	1	0	0	0	0	0	0	2	0	4	0	.320
Mar 17	NORTHERN COL	*ss	3	3	2	4	2	0	0	2	0	0	1	0	0	0	0	1	1	0	.333
Mar 18	NORTHERN COL	*2b	3	3	2	0	0	0	0	1	1	0	0	0	0	0	0	2	3	0	.346
Mar 20	at South Carolina	*ss	4	3	3	3	0	0	1	1	0	0	1	0	0	0	0	0	0	0	.365
Mar 21	at South Carolina	*ss	4	0	1	1	0	0	0	0	0	0	0	1	0	0	0	1	0	0	.360
Mar 22	at South Carolina	*ss	4	0	0	0	0	0	0	1	0	0	0	0	0	0	0	3	2	0	.344
Mar 24	UCA	*ss	3	1	2	1	1	0	0	1	0	0	0	0	0	0	0	2	0	0	.354
Mar 27	FLORIDA	*ss	3	1	0	0	0	0	0	2	0	0	0	0	0	0	2	0	1	0	.343
Mar 28	FLORIDA	*ss	5	0	1	0	0	0	0	0	0	0	0	0	0	0	1	0	6	0	.337
Totals		27gs	104	30	35	32	8	1	7	20	1	0	2	1	1	0	20	34	59	2	.337

On base pct. .449 • Slugging pct. .635

#22 Peyton Lee - 1 game (All games)

Date	Opponent	Pos	AB	R	H	RBI	2B	3B	HR	BB	SB	CS	HBP	SAC	SF	GDP	K	PO	A	E	Avg
Feb 24	ARKANSAS STAT	*p	0	0	0	0	0	0	0	0	0	0	0	0	0	0	0	0	1	0	.000
Totals		1gs	0	0	0	0	0	0	0	0	0	0	0	0	0	0	0	0	1	0	.000

On base pct. .000 • Slugging pct. .000



#22 Peyton Lee - 4 appearances (All games)

Date	Opponent	GS	IP	H	R	ER	BB	SO	2B	3B	HR	WP	BK	HBP	IBB	Score	W-L	Sv	ERA	NP
Feb 16	vs Tarleton State	*	4.1	4	1	1	1	5	1	1	0	1	0	2	0	3-1	0-0	0	2.08	73
Feb 24	ARKANSAS STAT	*	2.0	6	6	6	0	2	0	0	2	0	0	1	0	4-12	0-1	0	9.95	38
Mar 18	NORTHERN COL	*	5.0	1	0	0	3	6	0	0	0	0	0	0	0	9-4	1-1	0	5.56	75
Mar 24	UCA	*	2.0	2	1	1	2	2	0	0	0	0	0	0	0	15-2	1-1	0	5.40	27
Totals			4	13.1	13	8	6	15	1	1	2	1	0	3	0	31-19	1-1	0	5.40	-

#34 Joey Lorenzini - 2 appearances (All games)

Date	Opponent	GS	IP	H	R	ER	BB	SO	2B	3B	HR	WP	BK	HBP	IBB	Score	W-L	Sv	ERA	NP
Mar 03	ORAL ROBERTS		1.0	2	1	1	1	0	0	0	1	0	0	0	0	10-2	0-0	0	9.00	22
Mar 18	NORTHERN COL		0.0	3	4	4	0	0	0	0	1	0	1	1	0	9-4	0-0	0	45.00	13
Totals			0	1.0	5	5	1	0	0	0	2	0	1	1	0	19-6	0-0	0	45.00	-

#28 Jordan Martin - 1 game (All games)

Date	Opponent	Pos	AB	R	H	RBI	2B	3B	HR	BB	SB	CS	HBP	SAC	SF	GDP	K	PO	A	E	Avg
Mar 03	ORAL ROBERTS	p	0	0	0	0	0	0	0	0	0	0	0	0	0	0	0	0	1	0	.000
Totals		ogs	0	0	0	0	0	0	0	0	0	0	0	0	0	0	0	0	1	0	.000

On base pct. .000 • Slugging pct. .000

#28 Jordan Martin - 3 appearances (All games)

Date	Opponent	GS	IP	H	R	ER	BB	SO	2B	3B	HR	WP	BK	HBP	IBB	Score	W-L	Sv	ERA	NP
Mar 03	ORAL ROBERTS		1.0	2	0	0	0	1	0	0	0	0	0	0	0	10-2	0-0	0	0.00	16
Mar 17	NORTHERN COL		1.0	1	0	0	1	2	0	0	0	0	0	0	0	13-2	0-0	0	0.00	22
Mar 20	at South Carolina		1.0	1	0	0	1	0	0	0	0	0	0	0	0	22-6	0-0	0	0.00	14
Totals			0	3.0	4	0	2	3	0	0	0	0	0	0	0	45-10	0-0	0	0.00	-

#33 Ethan McElvain - 1 game (All games)

Date	Opponent	Pos	AB	R	H	RBI	2B	3B	HR	BB	SB	CS	HBP	SAC	SF	GDP	K	PO	A	E	Avg
Feb 16	vs Tarleton State	p	0	0	0	0	0	0	0	0	0	0	0	0	0	0	0	0	0	1	.000
Totals		ogs	0	0	0	0	0	0	0	0	0	0	0	0	0	0	0	0	0	1	.000

On base pct. .000 • Slugging pct. .000

#33 Ethan McElvain - 6 appearances (All games)

Date	Opponent	GS	IP	H	R	ER	BB	SO	2B	3B	HR	WP	BK	HBP	IBB	Score	W-L	Sv	ERA	NP
Feb 16	vs Tarleton State		2.2	1	0	0	0	5	0	0	0	0	0	0	0	3-1	1-0	0	0.00	41
Feb 24	ARKANSAS STAT		2.0	0	0	0	1	2	0	0	0	0	0	0	0	4-12	1-0	0	0.00	39
Mar 03	ORAL ROBERTS		1.0	0	0	0	0	3	0	0	0	0	0	0	0	10-2	2-0	0	0.00	15
Mar 08	STETSON		2.0	1	0	0	1	3	0	0	0	0	0	0	0	1-4	2-0	0	0.00	28
Mar 14	MISSISSIPPI STA		1.2	1	0	0	1	2	0	0	0	0	0	0	0	7-3	3-0	0	0.00	32
Mar 22	at South Carolina		1.2	3	1	1	0	2	0	0	0	0	0	0	0	4-9	3-0	0	0.82	38
Totals			0	11.0	6	1	3	17	0	0	0	0	0	0	0	29-31	3-0	0	0.82	-

#26 Tate McGuire - 1 game (All games)

Date	Opponent	Pos	AB	R	H	RBI	2B	3B	HR	BB	SB	CS	HBP	SAC	SF	GDP	K	PO	A	E	Avg
Feb 14	vs TCU	p	0	0	0	0	0	0	0	0	0	0	0	0	0	0	0	0	1	0	.000
Totals		ogs	0	0	0	0	0	0	0	0	0	0	0	0	0	0	0	0	1	0	.000

On base pct. .000 • Slugging pct. .000



INDIVIDUAL GAME-BY-GAME

#26 Tate McGuire - 8 appearances (All games)

Date	Opponent	GS	IP	H	R	ER	BB	SO	2B	3B	HR	WP	BK	HBP	IBB	Score	W-L	Sv	ERA	NP
Feb 14	vs TCU		5.0	0	0	0	0	4	0	0	0	0	0	0	0	4-5	0-0	0	0.00	60
Feb 24	ARKANSAS STAT		2.0	3	2	2	0	3	0	0	2	0	0	0	0	4-12	0-0	0	2.57	36
Mar 03	ORAL ROBERTS		2.0	0	0	0	0	2	0	0	0	0	0	0	0	10-2	0-0	0	2.00	26
Mar 09	STETSON		3.0	1	2	2	0	2	0	0	0	0	0	1	0	4-6	0-0	0	3.00	42
Mar 14	MISSISSIPPI STA		3.1	4	2	2	2	2	0	0	0	0	0	0	0	2-7	0-0	0	3.52	54
Mar 18	NORTHERN COL		1.0	0	0	0	1	0	0	0	0	0	0	0	0	9-4	0-0	0	3.31	10
Mar 22	at South Carolina		1.0	0	0	0	1	2	0	0	0	0	0	0	0	4-9	0-0	0	3.12	18
Mar 27	FLORIDA		0.2	2	1	1	1	2	0	0	0	1	0	0	0	4-9	0-0	0	3.50	23
Totals		0	18.0	10	7	7	5	17	0	0	2	1	0	1	0	41-54	0-0	0	3.50	-

#4 Maika Niu - 27 games (All games)

Date	Opponent	Pos	AB	R	H	RBI	2B	3B	HR	BB	SB	CS	HBP	SAC	SF	GDP	K	PO	A	E	Avg
Feb 13	vs Oklahoma State	*of	5	1	2	4	0	0	1	0	0	0	0	0	0	0	3	0	0	0	.400
Feb 14	vs TCU	*of	4	1	0	1	0	0	0	1	0	0	0	0	0	0	3	2	0	0	.222
Feb 15	vs Texas Tech	*of	5	0	0	2	0	0	0	0	0	0	0	0	1	0	0	3	0	0	.143
Feb 16	vs Tarleton State	*of	4	0	2	1	0	0	0	0	0	0	0	0	0	0	0	1	0	0	.222
Feb 20	XAVIER	*of	3	0	0	0	0	0	0	0	0	0	0	0	0	1	2	2	0	0	.190
Feb 21	XAVIER	*of	3	1	0	0	0	0	0	1	1	0	0	0	0	0	1	2	0	0	.167
Feb 22	XAVIER	*of	4	1	1	0	1	0	0	0	0	0	0	0	0	0	1	0	0	0	.179
Feb 24	ARKANSAS STAT	*of	4	1	2	2	0	0	1	0	0	0	0	0	0	0	2	2	0	0	.219
Feb 25	ARKANSAS STAT	*of	4	0	2	0	0	0	0	0	0	0	0	0	0	0	1	2	0	0	.250
Feb 27	UT ARLINGTON	*of	4	0	0	0	0	0	0	0	0	0	0	0	0	0	1	4	0	0	.225
Feb 28	UT ARLINGTON	*of	4	2	2	3	0	0	1	0	0	0	0	0	0	0	0	3	0	0	.250
Mar 01	UT ARLINGTON	*of	3	1	1	1	0	0	0	1	1	0	0	0	0	0	1	2	0	0	.255
Mar 03	ORAL ROBERTS	*of	5	1	2	0	0	0	0	0	0	0	0	0	0	0	1	3	0	0	.269
Mar 06	STETSON	*of	3	2	1	1	1	0	0	1	0	0	0	0	0	0	1	3	0	0	.273
Mar 07	STETSON	*of	3	2	3	3	1	0	0	0	2	0	0	0	0	0	0	1	0	0	.310
Mar 08	STETSON	*of	4	0	2	0	0	0	0	0	1	0	0	0	0	0	0	2	0	0	.323
Mar 09	STETSON	*of	4	1	2	0	1	0	0	0	0	0	0	0	0	0	2	2	0	0	.333
Mar 13	MISSISSIPPI STA	*of	4	0	0	0	0	0	0	0	0	0	0	0	0	0	2	3	0	0	.314
Mar 14	MISSISSIPPI STA	*of	4	0	0	0	0	0	0	0	0	0	0	0	0	0	1	2	0	0	.297
Mar 14	MISSISSIPPI STA	*of	4	1	2	1	0	0	0	0	1	1	0	0	0	0	0	0	0	0	.308
Mar 17	NORTHERN COL	*of	4	0	0	1	0	0	0	1	0	0	0	0	0	1	1	1	0	0	.293
Mar 20	at South Carolina	*of	5	4	3	6	1	0	2	1	1	0	0	0	0	0	0	3	0	0	.310
Mar 21	at South Carolina	*of	4	0	1	0	0	0	0	0	0	0	0	0	0	0	1	3	0	0	.308
Mar 22	at South Carolina	*of	3	0	1	0	1	0	0	1	0	0	0	0	0	0	1	1	1	0	.309
Mar 24	UCA	*of	3	1	2	2	1	0	0	0	0	0	0	0	0	0	1	4	0	0	.320
Mar 27	FLORIDA	*of	3	1	2	0	1	0	0	1	0	0	0	0	0	0	1	2	0	0	.330
Mar 28	FLORIDA	*of	4	0	0	0	0	0	0	0	0	0	0	0	0	0	1	1	0	0	.317
Totals		27gs	104	21	33	28	8	0	5	8	7	1	0	0	1	2	28	54	1	0	.317

On base pct. .363 • Slugging pct. .538

#9 Alexander Peck - 8 games (All games)

Date	Opponent	Pos	AB	R	H	RBI	2B	3B	HR	BB	SB	CS	HBP	SAC	SF	GDP	K	PO	A	E	Avg
Feb 14	vs TCU	ph	1	0	0	0	0	0	0	0	0	0	0	0	0	0	0	0	0	0	.000
Feb 15	vs Texas Tech	*1b	2	0	0	0	0	0	0	0	0	0	0	0	0	0	1	1	0	0	.000
Feb 25	ARKANSAS STAT	ph	0	0	0	0	0	0	0	0	0	0	0	0	0	0	0	0	0	0	.000
Mar 01	UT ARLINGTON	ph/1	1	0	1	0	0	0	0	0	0	0	0	0	0	0	0	2	0	0	.250
Mar 03	ORAL ROBERTS	1b	1	0	0	0	0	0	0	0	0	0	0	0	0	0	0	2	0	0	.200
Mar 18	NORTHERN COL	2b	1	0	0	0	0	0	0	0	0	0	0	0	0	0	0	2	1	0	.167
Mar 20	at South Carolina	pr/1b	0	1	0	0	0	0	0	1	0	0	0	0	0	0	0	1	0	0	.167
Mar 24	UCA	ph/2	1	0	0	0	0	0	0	0	0	0	0	0	0	0	0	0	0	0	.143
Totals		1gs	7	1	1	0	0	0	0	1	0	0	0	0	0	0	1	8	1	0	.143

On base pct. .250 • Slugging pct. .143



#5 TJ Pompey - 25 games (All games)

Date	Opponent	Pos	AB	R	H	RBI	2B	3B	HR	BB	SB	CS	HBP	SAC	SF	GDP	K	PO	A	E	Avg
Feb 13	vs Oklahoma State	*3b	3	0	2	1	0	0	0	0	0	1	0	0	1	0	1	1	0	0	.667
Feb 14	vs TCU	*3b	4	0	0	0	0	0	0	0	0	0	0	0	0	0	1	0	1	0	.286
Feb 15	vs Texas Tech	*3b	4	0	1	1	1	0	0	1	0	0	0	0	0	0	1	0	0	0	.273
Feb 16	vs Tarleton State	*3b	4	0	1	0	0	0	0	1	0	0	0	0	0	0	1	0	1	0	.267
Feb 20	XAVIER	*3b	2	1	0	0	0	0	0	0	0	0	1	0	0	0	2	2	0	0	.235
Feb 21	XAVIER	*3b	4	0	1	1	0	0	0	0	0	0	0	0	0	0	2	0	1	0	.238
Feb 22	XAVIER	*3b	3	0	0	0	0	0	0	1	0	0	0	0	0	0	3	0	3	0	.208
Feb 24	ARKANSAS STAT	*ss	4	1	1	0	0	0	0	0	0	0	0	0	0	0	2	3	2	0	.214
Feb 25	ARKANSAS STAT	*3b	4	0	0	0	0	0	0	0	0	0	0	0	0	0	2	0	3	0	.188
Feb 27	UT ARLINGTON	*3b	2	0	0	0	0	0	0	0	0	0	0	0	0	0	2	1	2	0	.176
Mar 03	ORAL ROBERTS	*3b	3	2	1	1	0	0	1	1	0	0	0	0	0	0	1	2	1	1	.189
Mar 06	STETSON	*3b	3	1	2	1	0	0	0	1	0	0	0	0	0	0	1	0	0	1	.225
Mar 07	STETSON	*ss	3	0	0	0	0	0	0	1	0	0	0	0	0	0	2	0	2	0	.209
Mar 08	STETSON	ss	1	0	0	0	0	0	0	0	0	0	0	0	0	0	1	1	0	0	.205
Mar 09	STETSON	*ss	4	0	0	0	0	0	0	0	0	0	0	0	0	0	4	2	4	0	.188
Mar 13	MISSISSIPPI STA	3b	1	1	1	1	0	0	1	0	0	0	0	0	0	0	0	0	1	0	.204
Mar 14	MISSISSIPPI STA	*3b	4	1	2	0	0	1	0	0	0	0	0	0	0	0	2	0	1	0	.226
Mar 14	MISSISSIPPI STA	*3b	4	1	1	1	0	0	0	0	0	0	0	0	0	0	2	1	2	0	.228
Mar 17	NORTHERN COL	*3b	5	3	3	1	0	0	1	0	2	0	0	0	0	0	0	0	4	0	.258
Mar 18	NORTHERN COL	*3b	4	0	0	0	0	0	0	1	0	0	0	0	0	0	2	2	3	0	.242
Mar 20	at South Carolina	*3b	4	2	2	2	0	0	1	1	1	0	0	0	0	0	2	0	2	0	.257
Mar 21	at South Carolina	*3b	4	1	1	0	1	0	0	0	0	0	0	0	0	0	3	0	1	0	.257
Mar 22	at South Carolina	*3b	4	0	0	0	0	0	0	0	0	0	0	0	0	0	1	0	3	2	.244
Mar 24	UCA	*3b	2	3	2	5	0	0	2	2	0	0	0	0	0	0	0	2	0	0	.262
Mar 27	FLORIDA	*3b	4	0	0	0	0	0	0	0	0	0	0	0	0	0	3	2	5	0	.250
Totals		23gs	84	17	21	15	2	1	6	9	4	1	1	0	1	0	41	19	42	4	.250

On base pct. .326 • Slugging pct. .512

#18 Reese Robinett - 27 games (All games)

Date	Opponent	Pos	AB	R	H	RBI	2B	3B	HR	BB	SB	CS	HBP	SAC	SF	GDP	K	PO	A	E	Avg
Feb 13	vs Oklahoma State	*1b	4	0	1	0	0	0	0	0	0	0	0	0	0	0	0	3	2	0	.250
Feb 14	vs TCU	*1b	4	0	1	1	1	0	0	1	0	0	0	0	0	0	3	7	0	0	.250
Feb 15	vs Texas Tech	1b	3	0	1	0	0	0	0	0	1	0	0	0	0	0	0	7	0	0	.273
Feb 16	vs Tarleton State	*1b	4	0	2	1	2	0	0	0	0	0	0	0	0	0	0	7	0	0	.333
Feb 20	XAVIER	*1b	3	0	0	0	0	0	0	0	0	0	0	0	0	0	2	10	1	0	.278
Feb 21	XAVIER	*1b	3	0	2	1	0	0	0	1	0	0	0	0	0	0	0	9	0	0	.333
Feb 22	XAVIER	*1b	4	0	2	2	1	0	0	0	0	0	0	0	0	0	0	11	0	0	.360
Feb 24	ARKANSAS STAT	*1b	3	0	0	0	0	0	0	1	0	0	0	0	0	0	0	7	1	0	.321
Feb 25	ARKANSAS STAT	*1b	3	0	2	0	0	0	0	1	0	0	0	0	0	0	0	9	1	0	.355
Feb 27	UT ARLINGTON	*1b	4	0	1	1	1	0	0	0	0	0	0	0	0	1	1	8	0	0	.343
Feb 28	UT ARLINGTON	*1b	4	2	2	0	0	0	0	0	0	0	0	0	0	0	1	11	0	0	.359
Mar 01	UT ARLINGTON	*1b	3	0	0	0	0	0	0	0	0	0	0	0	0	0	0	6	0	0	.333
Mar 03	ORAL ROBERTS	*1b	3	0	0	0	0	0	0	1	0	0	0	0	0	0	1	5	0	0	.311
Mar 06	STETSON	*1b	3	1	1	0	0	0	0	1	0	0	0	0	0	0	0	6	1	0	.312
Mar 07	STETSON	*1b	3	2	1	0	0	0	0	1	0	0	0	0	0	0	2	5	0	0	.314
Mar 08	STETSON	*1b	4	0	0	0	0	0	0	0	0	0	0	0	0	0	1	12	0	0	.291
Mar 09	STETSON	*1b	3	1	2	2	0	0	1	0	0	0	1	0	0	0	0	12	0	0	.310
Mar 13	MISSISSIPPI STA	*3b/1	3	0	1	0	0	0	0	0	0	0	0	0	0	0	1	5	0	0	.311
Mar 14	MISSISSIPPI STA	*1b	4	0	0	0	0	0	0	0	0	0	0	0	0	0	2	7	0	0	.292
Mar 14	MISSISSIPPI STA	*1b	3	1	0	0	0	0	0	1	0	0	0	0	0	0	1	10	0	0	.279
Mar 18	NORTHERN COL	*1b	2	2	0	1	0	0	0	2	1	0	1	0	0	0	0	11	0	0	.271
Mar 20	at South Carolina	*1b	4	1	1	2	1	0	0	1	0	0	0	0	0	0	3	2	0	0	.270
Mar 21	at South Carolina	*1b	3	0	0	0	0	0	0	1	0	0	0	0	0	0	1	8	0	0	.260
Mar 22	at South Carolina	*1b	4	0	1	1	1	0	0	0	0	0	0	0	0	0	1	8	1	0	.259
Mar 24	UCA	*1b	3	1	0	0	0	0	0	1	0	0	0	0	0	0	1	1	0	0	.250
Mar 27	FLORIDA	*1b	4	0	1	1	1	0	0	0	0	0	0	0	0	0	1	9	1	0	.250
Mar 28	FLORIDA	*3b	3	0	1	1	0	0	0	1	0	0	0	0	0	0	0	0	5	0	.253
Totals		26gs	91	11	23	14	8	0	1	14	2	0	2	0	0	1	22	196	13	0	.253

On base pct. .364 • Slugging pct. .374



INDIVIDUAL GAME-BY-GAME

#42 Damian Ruiz - 25 games (All games)

Date	Opponent	Pos	AB	R	H	RBI	2B	3B	HR	BB	SB	CS	HBP	SAC	SF	GDP	K	PO	A	E	Avg
Feb 13	vs Oklahoma State	*of	3	1	1	0	0	0	0	0	0	0	0	0	0	0	1	1	0	0	.333
Feb 14	vs TCU	*of	2	1	2	0	0	0	0	1	1	0	1	0	0	0	0	1	0	0	.600
Feb 15	vs Texas Tech	*of	2	2	2	0	0	0	0	4	1	0	0	0	0	0	0	3	0	0	.714
Feb 16	vs Tarleton State	*of	3	1	1	0	0	0	0	1	0	0	0	0	0	0	1	2	0	0	.600
Feb 20	XAVIER	*of	4	0	0	0	0	0	0	0	0	0	0	0	0	0	1	0	0	0	.429
Feb 21	XAVIER	*of	3	0	1	0	0	0	0	0	0	0	0	0	0	0	2	0	0	0	.412
Feb 27	UT ARLINGTON	*of	4	0	0	0	0	0	0	0	0	0	0	0	0	0	3	0	0	0	.333
Feb 28	UT ARLINGTON	*of	4	1	2	1	0	0	0	1	0	1	0	0	1	0	1	0	0	0	.360
Mar 01	UT ARLINGTON	*of	3	1	1	1	0	0	0	1	1	0	0	0	0	0	0	0	0	0	.357
Mar 03	ORAL ROBERTS	*of	3	3	1	1	0	0	0	1	1	0	0	0	0	0	0	0	0	0	.355
Mar 06	STETSON	*of	5	0	2	0	1	0	0	0	0	0	0	0	0	0	1	2	0	0	.361
Mar 07	STETSON	*of/of	3	1	0	1	0	0	0	1	1	0	0	0	1	0	0	1	0	0	.333
Mar 08	STETSON	*of	4	1	2	0	1	0	0	0	0	0	0	0	0	0	0	1	0	0	.349
Mar 09	STETSON	*of	4	0	1	0	0	0	0	1	0	1	0	0	0	0	0	2	0	0	.340
Mar 13	MISSISSIPPI STA	*of	4	1	1	0	0	0	0	0	0	0	0	0	0	0	0	1	0	0	.333
Mar 14	MISSISSIPPI STA	*of	3	0	0	0	0	0	0	1	0	0	0	0	0	0	2	1	0	0	.315
Mar 14	MISSISSIPPI STA	*of	4	1	2	0	1	0	0	1	0	0	0	0	0	0	1	2	0	1	.328
Mar 17	NORTHERN COL	*of	3	4	2	2	1	0	1	3	0	0	0	0	0	0	0	2	0	0	.344
Mar 18	NORTHERN COL	*of	3	1	2	2	1	0	0	2	1	0	0	0	0	0	0	0	0	0	.359
Mar 20	at South Carolina	*of	4	3	3	3	0	0	1	2	0	0	0	0	0	0	1	0	0	1	.382
Mar 21	at South Carolina	*of	4	1	1	1	0	0	1	1	0	0	0	0	0	0	2	2	0	0	.375
Mar 22	at South Carolina	*of	5	0	1	0	0	0	0	0	0	0	0	0	0	0	1	0	0	0	.364
Mar 24	UCA	*of	4	1	1	0	0	0	0	0	0	0	0	0	0	0	1	1	0	0	.358
Mar 27	FLORIDA	*of	4	0	0	0	0	0	0	0	0	0	0	0	0	0	3	0	0	0	.341
Mar 28	FLORIDA	*of	4	1	1	0	0	0	0	1	0	0	0	0	0	0	1	0	0	0	.337
Totals		25gs	89	25	30	12	5	0	3	20	8	1	2	0	1	1	21	23	0	2	.337

On base pct. .464 • Slugging pct. .494

#12 Carter Rutenbar - 19 games (All games)

Date	Opponent	Pos	AB	R	H	RBI	2B	3B	HR	BB	SB	CS	HBP	SAC	SF	GDP	K	PO	A	E	Avg
Feb 15	vs Texas Tech	*dh	5	0	1	0	0	0	0	0	0	0	0	0	0	0	3	0	0	0	.200
Feb 22	XAVIER	ph	0	1	0	0	0	0	0	1	0	0	0	0	0	0	0	0	0	0	.200
Feb 25	ARKANSAS STAT	ph	0	0	0	0	0	0	0	1	0	0	0	0	0	0	0	0	0	0	.200
Feb 27	UT ARLINGTON	ph	1	0	0	0	0	0	0	0	0	0	0	0	0	0	0	0	0	0	.167
Feb 28	UT ARLINGTON	c	0	0	0	0	0	0	0	0	0	0	0	0	0	0	0	1	0	0	.167
Mar 01	UT ARLINGTON	ph	1	0	1	1	0	0	0	0	0	0	0	0	0	0	0	0	0	0	.286
Mar 03	ORAL ROBERTS	c	1	0	0	0	0	0	0	0	0	0	0	0	0	0	0	4	0	0	.250
Mar 07	STETSON	pr/dh	2	1	1	0	1	0	0	0	0	0	0	0	0	0	0	0	0	0	.300
Mar 08	STETSON	*of	1	0	0	0	0	0	0	3	0	0	0	0	0	0	0	1	0	0	.273
Mar 09	STETSON	*dh	5	1	4	0	0	0	0	0	0	0	0	0	0	0	0	0	0	0	.438
Mar 13	MISSISSIPPI STA	*1b	3	0	0	0	0	0	0	0	0	0	0	0	0	0	2	5	1	0	.368
Mar 14	MISSISSIPPI STA	ph	1	0	0	0	0	0	0	0	0	0	0	0	0	0	0	0	0	0	.350
Mar 17	NORTHERN COL	*1b	4	0	1	0	0	0	0	1	0	0	0	0	0	1	0	7	1	0	.333
Mar 18	NORTHERN COL	*c	4	0	2	1	1	0	0	1	0	0	0	0	0	0	0	7	0	0	.357
Mar 20	at South Carolina	c	0	0	0	0	0	0	0	0	0	0	0	0	0	0	0	2	0	0	.357
Mar 22	at South Carolina	ph/d	2	0	1	0	0	0	0	0	0	0	0	0	0	0	1	0	0	0	.367
Mar 24	UCA	ph/d	2	2	2	4	1	0	1	0	0	0	0	0	0	0	0	0	0	0	.406
Mar 27	FLORIDA	*dh	3	1	1	1	1	0	0	1	0	0	0	0	0	0	1	0	0	0	.400
Mar 28	FLORIDA	*1b	2	1	0	0	0	0	0	2	0	0	0	0	0	0	2	10	1	0	.378
Totals		8gs	37	7	14	7	4	0	1	10	0	0	0	0	0	1	9	37	3	0	.378

On base pct. .511 • Slugging pct. .568

#24 Landon Schaefer - 4 games (All games)

Date	Opponent	Pos	AB	R	H	RBI	2B	3B	HR	BB	SB	CS	HBP	SAC	SF	GDP	K	PO	A	E	Avg
Mar 14	MISSISSIPPI STA	pr	0	1	0	0	0	0	0	0	1	0	0	0	0	0	0	0	0	0	.000
Mar 17	NORTHERN COL	*of	3	1	0	0	0	0	0	2	0	0	0	0	0	0	1	0	0	0	.000
Mar 20	at South Carolina	of	1	0	0	0	0	0	0	0	0	0	0	0	0	0	0	1	0	0	.000
Mar 24	UCA	ph/of	1	0	0	0	0	0	0	0	0	0	0	0	0	0	1	0	0	0	.000
Totals		1gs	5	2	0	0	0	0	0	2	1	0	0	0	0	0	2	1	0	0	.000

On base pct. .286 • Slugging pct. .000



#3 Nolan Souza - 25 games (All games)

Date	Opponent	Pos	AB	R	H	RBI	2B	3B	HR	BB	SB	CS	HBP	SAC	SF	GDP	K	PO	A	E	Avg
Feb 13	vs Oklahoma State	*dh	5	2	2	0	1	0	0	0	0	0	0	0	0	0	2	0	0	0	.400
Feb 14	vs TCU	*dh	5	0	0	0	0	0	0	0	0	0	0	0	0	0	3	0	0	0	.200
Feb 16	vs Tarleton State	*dh	4	0	0	1	0	0	0	0	0	1	0	0	0	0	1	0	0	0	.143
Feb 20	XAVIER	*dh	4	1	2	2	2	0	0	0	0	0	0	0	0	0	0	0	0	0	.222
Feb 21	XAVIER	*dh	5	0	0	0	0	0	0	0	0	0	0	0	0	0	2	0	0	0	.174
Feb 22	XAVIER	*dh	4	3	2	0	0	0	0	1	0	0	0	0	0	0	1	0	0	0	.222
Feb 24	ARKANSAS STAT	*3b	4	0	1	0	0	0	0	0	0	0	0	0	0	0	1	1	2	1	.226
Feb 25	ARKANSAS STAT	*2b	2	0	0	0	0	0	0	2	2	0	0	0	0	1	0	3	3	1	.212
Feb 27	UT ARLINGTON	*2b	3	0	0	0	0	0	0	0	0	0	0	0	0	0	0	2	4	0	.194
Feb 28	UT ARLINGTON	*3b	4	0	1	1	0	0	0	0	0	0	0	0	0	0	1	1	5	0	.200
Mar 01	UT ARLINGTON	*3b	4	0	0	0	0	0	0	0	0	0	0	0	0	0	1	0	2	0	.182
Mar 03	ORAL ROBERTS	ph/ss	2	0	0	0	0	0	0	0	0	0	0	0	0	0	1	0	0	0	.174
Mar 07	STETSON	*3b	3	1	2	3	0	0	0	1	0	1	0	0	0	0	0	0	3	0	.204
Mar 08	STETSON	*3b	3	0	0	0	0	0	0	0	0	0	0	1	0	0	2	0	2	0	.192
Mar 09	STETSON	*3b	4	0	1	1	1	0	0	0	0	0	0	0	0	0	0	1	4	0	.196
Mar 13	MISSISSIPPI STA	*2b	3	1	2	1	1	0	0	0	0	0	0	0	0	0	0	1	4	0	.220
Mar 14	MISSISSIPPI STA	*2b	3	1	1	1	0	0	0	0	0	0	0	0	0	0	2	2	3	0	.226
Mar 14	MISSISSIPPI STA	*2b	3	2	2	0	0	0	0	1	1	0	0	0	0	0	1	1	4	0	.246
Mar 17	NORTHERN COL	*2b	3	2	1	0	1	0	0	2	2	0	0	0	0	0	2	0	1	0	.250
Mar 20	at South Carolina	*2b	3	2	1	1	0	0	0	1	0	0	1	0	0	0	0	1	2	0	.254
Mar 21	at South Carolina	*2b	4	0	1	0	0	0	0	0	0	0	0	0	0	0	1	1	2	0	.253
Mar 22	at South Carolina	*2b	4	2	3	1	1	0	1	0	0	0	0	0	0	0	1	2	1	0	.278
Mar 24	UCA	*2b/ss	1	2	0	0	0	0	0	1	1	0	2	0	0	0	0	1	0	0	.275
Mar 27	FLORIDA	*2b	4	0	0	0	0	0	0	0	0	0	0	0	0	0	2	1	2	0	.262
Mar 28	FLORIDA	*2b	4	1	1	0	0	0	0	0	1	0	0	0	0	0	2	5	1	0	.261
Totals		24gs	88	20	23	12	7	0	1	9	7	2	3	1	0	1	26	23	45	2	.261

On base pct. .350 • Slugging pct. .375

#17 Zack Stewart - 20 games (All games)

Date	Opponent	Pos	AB	R	H	RBI	2B	3B	HR	BB	SB	CS	HBP	SAC	SF	GDP	K	PO	A	E	Avg
Feb 16	vs Tarleton State	*of	1	0	0	0	0	0	0	0	0	0	0	0	0	0	1	2	0	0	.000
Feb 22	XAVIER	*of	4	1	2	1	0	0	1	0	0	0	0	0	0	0	2	2	0	0	.400
Feb 24	ARKANSAS STAT	*of	4	1	2	2	0	0	1	0	0	0	0	0	0	0	1	0	0	0	.444
Feb 25	ARKANSAS STAT	*dh	3	0	1	0	0	0	0	0	0	0	0	0	0	0	1	0	0	0	.417
Feb 28	UT ARLINGTON	*of	2	0	0	1	0	0	0	1	0	0	0	0	1	0	0	0	0	0	.357
Mar 01	UT ARLINGTON	*of	3	1	1	1	0	0	1	1	0	0	0	0	0	0	0	0	0	0	.353
Mar 03	ORAL ROBERTS	*dh	4	1	3	1	1	0	0	1	0	0	0	0	0	0	0	0	0	0	.429
Mar 06	STETSON	*of	3	0	0	0	0	0	0	1	0	0	0	0	0	0	1	3	0	0	.375
Mar 07	STETSON	*dh	2	1	2	0	0	0	0	0	0	0	1	0	0	0	0	0	0	0	.423
Mar 13	MISSISSIPPI STA	*dh	4	1	1	2	0	0	1	0	0	0	0	0	0	0	0	0	0	0	.400
Mar 14	MISSISSIPPI STA	*dh	4	0	0	0	0	0	0	0	0	0	0	0	0	0	1	0	0	0	.353
Mar 14	MISSISSIPPI STA	*dh	2	0	0	0	0	0	0	1	0	0	1	0	0	0	2	0	0	0	.333
Mar 17	NORTHERN COL	*dh	5	0	1	0	0	0	0	0	0	0	0	0	0	0	1	0	0	0	.317
Mar 18	NORTHERN COL	*of	4	2	2	1	0	0	0	1	0	0	0	0	0	0	1	1	0	0	.333
Mar 20	at South Carolina	*of	3	1	0	1	0	0	0	2	0	0	0	0	0	0	2	3	0	0	.312
Mar 21	at South Carolina	*of	5	0	0	0	0	0	0	0	0	0	0	0	0	0	0	1	0	0	.283
Mar 22	at South Carolina	*of	4	0	1	0	1	0	0	1	0	0	0	0	0	0	2	0	0	0	.281
Mar 24	UCA	*of	3	2	1	2	0	0	1	1	0	0	0	0	0	0	0	1	0	0	.283
Mar 27	FLORIDA	*of	3	0	0	0	0	0	0	1	0	0	0	0	0	0	1	3	0	0	.270
Mar 28	FLORIDA	*of	4	0	0	0	0	0	0	0	0	0	0	0	0	0	2	1	0	0	.254
Totals		20gs	67	11	17	12	2	0	5	11	0	0	2	0	1	0	18	17	0	0	.254

On base pct. .370 • Slugging pct. .507



||| INDIVIDUAL GAME-BY-GAME

#16 Christian Turner - 20 games (All games)

Date	Opponent	Pos	AB	R	H	RBI	2B	3B	HR	BB	SB	CS	HBP	SAC	SF	GDP	K	PO	A	E	Avg
Feb 13	vs Oklahoma State	of	0	1	0	0	0	0	0	1	0	0	0	0	0	0	0	0	0	0	.000
Feb 14	vs TCU	of	0	0	0	0	0	0	0	0	0	0	0	0	0	0	0	1	0	0	.000
Feb 15	vs Texas Tech	*of	4	1	0	0	0	0	0	1	0	0	0	0	0	0	2	3	0	0	.000
Feb 16	vs Tarleton State	of	2	0	1	0	0	0	0	0	0	0	0	0	0	0	1	0	0	0	.167
Feb 21	XAVIER	of	2	0	1	0	0	0	0	0	0	0	0	0	0	0	1	1	0	0	.250
Feb 22	XAVIER	ph	1	0	0	0	0	0	0	0	0	0	0	0	0	0	1	0	0	0	.222
Feb 25	ARKANSAS STAT	*of	3	0	1	0	0	0	0	0	0	0	0	0	0	0	1	0	0	0	.250
Feb 27	UT ARLINGTON	ph	1	0	0	0	0	0	0	0	0	0	0	0	0	0	1	0	0	0	.231
Mar 01	UT ARLINGTON	of	0	1	0	0	0	0	0	1	0	0	0	0	0	0	0	0	0	0	.231
Mar 03	ORAL ROBERTS	ph/of	1	0	0	0	0	0	0	0	0	0	0	0	0	0	1	1	0	0	.214
Mar 07	STETSON	ph/of	1	1	1	0	0	0	0	0	0	0	0	0	0	0	0	1	0	0	.267
Mar 08	STETSON	ph	0	0	0	0	0	0	0	1	0	0	0	0	0	0	0	0	0	0	.267
Mar 09	STETSON	pr	0	0	0	0	0	0	0	0	0	0	0	0	0	0	0	0	0	0	.267
Mar 13	MISSISSIPPI STA	of	0	0	0	0	0	0	0	0	0	0	0	0	0	0	0	0	0	0	.267
Mar 14	MISSISSIPPI STA	of	0	0	0	0	0	0	0	0	0	0	0	0	0	0	0	0	0	0	.267
Mar 18	NORTHERN COL	*of	3	1	1	1	0	1	0	1	0	0	0	0	0	0	1	1	0	0	.278
Mar 21	at South Carolina	of	0	0	0	0	0	0	0	0	0	0	0	0	0	0	0	0	0	0	.278
Mar 24	UCA	ph/of	1	1	0	0	0	0	0	0	0	0	0	0	0	0	0	0	0	0	.263
Mar 27	FLORIDA	ph	1	0	0	0	0	0	0	0	0	0	0	0	0	0	1	0	0	0	.250
Mar 28	FLORIDA	ph	1	0	1	0	1	0	0	0	0	0	0	0	0	0	0	0	0	0	.286
Totals			3gs	21	6	6	1	1	1	0	5	0	0	0	0	0	10	8	0	0	.286

On base pct. .423 • Slugging pct. .429

#19 Carson Willis - 1 game (All games)

Date	Opponent	Pos	AB	R	H	RBI	2B	3B	HR	BB	SB	CS	HBP	SAC	SF	GDP	K	PO	A	E	Avg	
Feb 24	ARKANSAS STAT	*dh	3	0	0	0	0	0	0	1	0	0	0	0	0	0	0	0	0	0	.000	
Totals			1gs	3	0	0	0	0	0	1	0	0	0	0	0	0	0	0	0	0	0	.000

On base pct. .250 • Slugging pct. .000

2026 SCHEDULE / RESULTS |||



FEB.	Opponent	Score	Winning Pitcher	Losing Pitcher	Save	Attendance	Time
13	vs. Oklahoma State ^	W, 12-2 (8)	Gibler (1-0)	Barrett (0-1)		18,387	2:52
14	vs. #10 TCU ^	L, 5-4	James (1-0)	Dietz (0-1)	Franco (1)	22,384	3:00
15	vs. Texas Tech ^	W, 6-5 (11)	Eaves (1-0)	Bevis (0-1)		16,951	3:50
16	vs. Tarleton State #	W, 3-1	McElvain (1-0)	Bass (0-1)	Brissey (1)	1,258	2:39
20	Xavier	W, 5-2	Gaeckle (1-0)	Piech (0-1)	Gibler (1)	10,388	2:24
21	Xavier	W, 7-6	Eaves (2-0)	Poole (0-1)		9,829	2:48
22	Xavier	W, 11-0 (8)	Fisher (1-0)	DeTienne (0-2)		9,054	2:08
24	Arkansas State	L, 12-4	Foss (1-0)	Lee (0-1)	Garrison (1)	9,039	2:43
25	Arkansas State	W, 1-0	Eaves (1-0)	Maloney (0-1)	Coil (1)	9,122	2:40
27	UT Arlington	L, 4-3	Dygert (1-0)	Gaeckle (1-1)	Melville (1)	9,495	2:26
28	UT Arlington	W, 9-0	Dietz (1-1)	Skolfield (0-3)		10,997	2:11

MARCH

1	UT Arlington	W, 11-1 (7)	Fisher (2-0)	Evans (0-1)		8,897	2:18
3	Oral Roberts	W, 10-2	McElvain (2-0)	Ruthardt (0-1)		8,899	2:57
6	Stetson	W, 7-1	Gaeckle (2-1)	Coppersmith (1-2)		8,901	2:53
7	Stetson	W, 13-1 (7)	Dietz (2-1)	Phillips (1-2)		9,747	2:28
8	Stetson	L, 4-1	Hartman (2-1)	Fisher (2-1)	Lepine (1)	9,047	2:34
9	Stetson	L, 6-4	Ball (1-0)	DeCremer (0-1)	Lepine (2)	8,713	2:53
13	#3 Mississippi State *	W, 5-4	Gibler (2-0)	Miller (1-2)		10,464	2:50
14	#3 Mississippi State [DH-1] *	L, 7-2	Valincius (4-0)	Dietz (2-2)		10,790	2:38
14	#3 Mississippi State [DH-2] *	W, 7-3	McElvain (3-0)	Pitzer (1-1)		9,653	3:26
17	Northern Colorado	W, 13-2 (8)	Kircher (1-0)	Haythorn (0-2)		9,270	3:11
18	Northern Colorado	W, 9-4	Lee (1-1)	Moser (0-2)		9,105	3:03
20	at South Carolina *	W, 22-6 (7)	Gaeckle (3-1)	Gunther (2-1)		6,737	3:04
21	at South Carolina *	W, 3-2 (10)	Gibler (3-0)	Valentin (0-2)		6,822	2:46
22	at South Carolina *	L, 9-4	Stone (3-1)	Fisher (2-2)		6,404	2:58
24	UCA	W, 15-2 (7)	Coil (1-0)	Pannell (0-2)		9,623	2:17
27	Florida *	L, 9-4	Lugo-Canchola (1-0)	Gaeckle (3-2)	Whritenour (3)	9,837	3:12
28	Florida *	L, 7-4	Barberi (3-2)	Eaves (3-1)	Whritenour (4)	9,847	3:11
29	Florida *						
31	Missouri State						

APRIL

2	at Auburn *						
3	at Auburn *						
4	at Auburn *						
7	Little Rock						
10	at Alabama *						
11	at Alabama *						
12	at Alabama *						
14	UAPB @						
16	Georgia *						
17	Georgia *						
18	Georgia *						
21	Missouri State						
23	at Missouri *						
24	at Missouri *						
25	at Missouri *						
28	Northwestern State						
29	Northwestern State						

MAY

1	Ole Miss *						
2	Ole Miss *						
3	Ole Miss *						
8	Oklahoma *						
9	Oklahoma *						
10	Oklahoma *						
14	at Kentucky *						
15	at Kentucky *						
16	at Kentucky *						

* SEC opponent

^ Shriners Children's College Showdown (Globe Life Field in Arlington, Texas)

Amegy Bank College Baseball Series (Globe Life Field in Arlington, Texas)

@ Game played at CHI St. Vincent Field at Dickey-Stephens Park in North Little Rock, Ark.