



ARKANSAS BASEBALL

ArkansasRazorbacks.com ||| @RazorbackBSB ||| Contact: Oliver Grigg (ogrigg@uark.edu)

2026 SCHEDULE & RESULTS

FEBRUARY

| | | | |
|----|-----------------------|--------------|--------------------|
| 13 | vs. Oklahoma State ^ | FloCollege | W, 12-2 (8) |
| 14 | vs. #10 TCU ^ | FloCollege | L, 5-4 |
| 15 | vs. Texas Tech ^ | FloCollege | W, 6-5 (11) |
| 16 | vs. Tarleton State # | | W, 3-1 |
| 20 | XAVIER | SECN+ | W, 5-2 |
| 21 | XAVIER | SECN+ | W, 7-6 |
| 22 | XAVIER | SECN+ | W, 11-0 (8) |
| 24 | ARKANSAS STATE | SECN+ | L, 12-4 |
| 25 | ARKANSAS STATE | SECN+ | W, 1-0 |
| 27 | UT ARLINGTON | SECN+ | L, 4-3 |
| 28 | UT ARLINGTON | SECN+ | W, 9-0 |

MARCH

| | | | |
|----|--------------------------------------|--------------|----------------------|
| 1 | UT ARLINGTON | SECN+ | W, 11-1 (7) |
| 3 | ORAL ROBERTS | SECN+ | W, 10-2 |
| 6 | STETSON | | W, 7-1 |
| 7 | STETSON | SECN+ | W, 13-1 (7) |
| 8 | STETSON | SECN+ | L, 4-1 |
| 9 | STETSON | SECN+ | L, 6-4 |
| 13 | #3 MISSISSIPPI STATE * | SECN+ | W, 5-4 |
| 14 | #3 MISSISSIPPI STATE [DH-1] * | SECN | L, 7-2 |
| 14 | #3 MISSISSIPPI STATE [DH-2] * | SECN+ | W, 7-3 |
| 17 | NORTHERN COLORADO | SECN+ | W, 13-2 (8) |
| 18 | NORTHERN COLORADO | SECN+ | W, 9-4 |
| 20 | South Carolina * | SECN+ | W, 22-6 (7) |
| 21 | South Carolina * | SECN+ | W, 3-2 (10) |
| 22 | South Carolina * | SECN+ | L, 9-4 |
| 24 | UCA | SECN+ | W, 15-2 (7) |
| 27 | FLORIDA * | SECN+ | L, 9-4 |
| 28 | FLORIDA * | SECN+ | L, 7-4 |
| 29 | FLORIDA * | SECN | L, 7-6 |
| 31 | Missouri State | ESPN+ | L, 15-14 (10) |

APRIL

| | | | |
|----|---------------------------|--------------|--------------------|
| 2 | #18 Auburn * | ESPN2 | L, 10-2 |
| 3 | #18 Auburn * | SECN+ | W, 3-2 |
| 4 | #18 Auburn * | SECN+ | L, 8-3 |
| 7 | LITTLE ROCK | SECN+ | W, 7-0 |
| 10 | #8 Alabama * | SECN+ | W, 7-5 |
| 11 | #8 Alabama * | SECN | W, 15-6 |
| 12 | #8 Alabama * | SECN+ | W, 3-2 |
| 14 | UAPB @ | SECN+ | W, 12-2 (7) |
| 16 | #5 GEORGIA * | ESPN | 7 P.M. |
| 17 | #5 GEORGIA * | SECN+ | 6 P.M. |
| 18 | #5 GEORGIA * | SECN+ | 1 P.M. |
| 21 | MISSOURI STATE | SECN+ | 6 P.M. |
| 23 | Missouri * | SECN | 7 p.m. |
| 24 | Missouri * | SECN | 7 p.m. |
| 25 | Missouri * | SECN+ | 2 p.m. |
| 28 | NORTHWESTERN STATE | SECN+ | 6 P.M. |
| 29 | NORTHWESTERN STATE | SECN+ | 3 P.M. |

MAY

| | | | |
|----|-------------------|--------------|------------------|
| 1 | OLE MISS * | SECN+ | 6 P.M. |
| 2 | OLE MISS * | SECN+ | 2 P.M. |
| 3 | OLE MISS * | SECN | 2 P.M. |
| 8 | OKLAHOMA * | SECN+ | 6 P.M. |
| 9 | OKLAHOMA * | SECN+ | 2 P.M. |
| 10 | OKLAHOMA * | SECN+ | 1 P.M. |
| 14 | Kentucky * | SECN+ | 5:30 p.m. |
| 15 | Kentucky * | SECN+ | 5:30 p.m. |
| 16 | Kentucky * | SECN+ | 1 p.m. |

All times Central; Home game in **BOLD**; * - SEC opponent

^ - Shriners Children's College Showdown (Globe Life Field in Arlington, Texas)

- Amegy Bank College Baseball Series (Globe Life Field in Arlington, Texas)

@ - Game played at CHI St. Vincent Field at Dickey-Stephens Park in North Little Rock, Ark.

GAME 39 ||| #5 GEORGIA vs. #16 ARKANSAS ||| APRIL 16

FAYETTEVILLE, AR ||| BAUM-WALKER STADIUM ||| ESPNU



30-8
11-4 SEC

GEORGIA BULLDOGS

In the Polls.....8 (BA) | 5 (D1Baseball)
.....6 (NCBWA) | 5 (PG) | 5 (USA Today)
Head Coach.....Wes Johnson
Career Record.....116-42 (3rd season)
Record at Georgia.....Same



25-13
8-7 SEC

ARKANSAS RAZORBACKS

In the Polls.....14 (BA) | 16 (D1Baseball)
.....18 (NCBWA) | NR (PG) | 17 (USA Today)
Head Coach.....Dave Van Horn
Career Record.....1,543-725 (38th season)
Record at Arkansas.....958-485 (24th season)

ON THE MOUND

Georgia RHP Joey Volchko (6-1, 3.38 ERA)

vs.

Arkansas LHP Hunter Dietz (3-2, 3.61 ERA)

LEADING OFF

HOGS BATTLE BULLDOGS AT BAUM

- After consecutive weekends on the road, #16 Arkansas returns inside the friendly confines of Baum-Walker Stadium to begin the second half of SEC play in a series against #5 Georgia.
- First pitch in the opener between is 7 p.m. Thursday, April 16, on ESPNU with Tom Hart (play-by-play) and Lance Cormier (analyst) on the call.

15 GAMES DOWN

- The Razorbacks completed the first half of SEC play with an 8-7 record, their first such 15-game start in conference action since the 2012 campaign.
- That season, Arkansas began 8-7 through its first 15 SEC games before finishing 16-14 in league play to advance to the College World Series for the seventh time in program history.

15 GAMES TO GO

- With the second half of SEC play ahead, Arkansas must post a 10-5 record over its final 15 league games of the year to reach the 18-win mark in conference play for the ninth consecutive season.
- Entering 2026, the Hogs have won 18-plus SEC games in eight consecutive seasons and are only the second team in conference history to accomplish the feat (LSU - 10 seasons from 1996-2005).

HISTORY LESSON

- Arkansas is 38-30 overall against Georgia, including a commanding 22-8 record in games played in Fayetteville.
- Under head coach Dave Van Horn, the Razorbacks are 25-22 overall and 14-7 at home against the Bulldogs.
- Entering the weekend, Arkansas has won four consecutive weekend series against Georgia at Baum-Walker Stadium (2010, 2012, 2017 and 2021).
- The Hogs have not lost a series to the Bulldogs at home since 2008.

DAZZLIN' DIETZ

- After beginning the season as the Razorbacks' game two starter, Hunter Dietz will make his second series-opening start of the campaign Thursday night against the Bulldogs.
- The left-hander has a team-high five quality starts this season, including his series-opening outing at then-eighth ranked Alabama (April 10) when he spun six innings of two-run ball with nine strikeouts in Arkansas' 7-5 win.
- Dietz has also recorded three double-digit strikeout games this season, which is tied for eighth most in a season by a Razorback pitcher.
- With his next double-digit strikeout game, he will move into a tie for seventh most by a Hog in a season.



AMERICA'S CATCHER

- **C Ryder Helfrick** has established himself as one of the best catchers in college baseball after a breakout sophomore season and strong summer with the USA Baseball Collegiate National Team.
- Helfrick entered the 2026 campaign with preseason All-America praise from Baseball America, D1Baseball and NCBWA as well as preseason All-SEC honors from the league's 16 head coaches.
- He has also received preseason watch list consideration for national honors, including Baseball America Player of the Year Award, Bobby Bragan National Collegiate Slugger Award, Buster Posey National Collegiate Catcher of the Year Award and Golden Spikes Award.
- In 2025, the Discovery Bay, Calif., native played in 61 games with 56 starts as a sophomore, slashing .305/.420/.616 with 15 home runs and 38 RBI to help lead Arkansas to the College World Series.
- The Razorbacks' star catcher, who recorded 14 multi-hit games and 11 multi-RBI games in 2025, was even better in SEC play. Helfrick slashed .337/.449/.635 with seven home runs and 21 RBI in 30 games against conference opponents to lead Arkansas to its third consecutive 20-win season in league play (2023, 2024, 2025).
- Defensively, Helfrick was one of the best behind the dish in all of college baseball last year, committing only three errors in 629 total chances (.995 fielding percentage) and throwing out 10-of-45 attempted base stealers (.222 caught stealing percentage).
- Following the season, Helfrick was named to the 26-man roster for the USA Baseball Collegiate National Team, which competed in the 45th USA vs. Japan Collegiate All-Star Series in various locations across Japan. One of three Razorbacks on the squad along with RHP Gabe Gaeckle and LHP Cole Gibler, he became the 25th Hog since 1979 to play for the USA Baseball Collegiate National Team.
- Helfrick has started in all 37 of his games played at catcher and is slashing .292/.434/.623 with a team-leading 12 homers and 34 RBI.
- The team leader in walks (37), Helfrick reached base safely in a team-leading 26 consecutive games to start the 2026 campaign and has recorded two multi-homer games this season: vs. Oklahoma State (Feb. 13) on Opening Day and at #18 Auburn (April 3).

GET THE GACK

- **RHP Gabe Gaeckle** has established himself as one of the best arms in college baseball after a strong sophomore season and an eye-catching summer with the USA Baseball Collegiate National Team.
- Gaeckle entered the 2026 campaign with preseason All-America honors from Baseball America and Perfect Game as well as preseason All-SEC praise from the league's 16 head coaches.
- He has also received watch list consideration for Baseball America Pitcher of the Year Award, College Baseball Foundation National Pitcher of the Year Award and Golden Spikes Award.
- In 2025, the Aptos, Calif., native made 19 appearances with nine starts on the mound as a sophomore, posting a 4-2 record with a 4.42 ERA and two saves in 71.1 innings of work to help lead Arkansas to the College World Series for the 12th time in program history.
- Gaeckle racked up 92 strikeouts while limiting opposing hitters to a .235 batting average during the 2025 campaign, turning in his best outing of the year at the College World Series with a career-high 10 strikeouts over six innings of one-run ball in relief against LSU.
- Following the season, Gaeckle was named to the 26-man roster for the USA Baseball Collegiate National Team, which competed in the 45th USA vs. Japan Collegiate All-Star Series in various locations across Japan. One of three Razorbacks on the squad along with LHP Cole Gibler and C Ryder Helfrick, he became Arkansas' second two-time team member in program history (RHP Ryne Stanek in 2011-12).
- This season, Gaeckle made eight starts on the mound Arkansas' Friday starter before moving to the bullpen. The right-hander owns a 5-3 record with a 3.98 ERA and 45 strikeouts in 40.2 innings of work over 11 appearances, including his eight starts, this season.
- Gaeckle logged his first quality start against Stetson (March 6), firing a career long-matching six shutout frames with six strikeouts. He struck out a season-high nine batters over 4.1 innings in his Opening Day start against Oklahoma State (Feb. 13) in Arlington, Texas, at Globe Life Field in the Shriners Children's College Showdown.
- The right-hander made his first relief appearance of the season in the midweek contest against Little Rock (April 7), firing a scoreless inning with one strikeout in Arkansas' win.
- His second relief outing came in the series opener at #8 Alabama (April 10), tossing an inning and earning the win, before he once again emerged from the bullpen to throw two scoreless frames with two strikeouts in the series-sweeping win against the Tide (April 12).





LHP Hunter Dietz, fully healthy after injury-plagued seasons in both 2024 and 2025, has emerged as one of the best left-handed pitchers in all of college baseball this year.

MR. DIETZ

- **LHP Hunter Dietz**, fully healthy after injury-plagued seasons as a true freshman and redshirt freshman in 2024 and 2025, respectively, is showing why he's one of the top left-handers in college baseball.
- Through his first nine starts of the year, the Trinity, Fla., native is 3-2 with a 3.61 ERA and a team-leading 78 strikeouts in 47.1 innings.
- Dietz has logged a team-high five quality starts this year:
 1. UT Arlington (Feb. 28) - 7.0 IP, 2 H, 0 R, 0 ER, 1 BB, 8 SO
 2. Stetson (March 7) - 6.0 IP, 4 H, 1 R, 0 ER, 0 BB, 12 SO
 3. South Carolina (March 21) - 6.2 IP, 5 H, 2 R, 2 ER, 2 BB, 12 SO
 4. #18 Auburn (April 3) - 7.0 IP, 6 H, 2 R, 1 ER, 0 BB, 11 SO
 5. #8 Alabama (April 10) - 6.0 IP, 3 H, 2 R, 2 ER, 3 BB, 9 SO
- The left-hander also has three double-digit strikeout games in 2026:
 1. Stetson (March 7) - 12 SO
 2. South Carolina (March 21) - 12 SO
 3. #18 Auburn (April 3) - 11 SO
- Dietz's three double-digit strikeout games are tied for eighth most in a season by a Razorback pitcher. With his next double-digit strikeout game, he will move into a tie for seventh most by a Hog in a season.

| Rank | Games | Player | Season |
|-----------|----------|---------------------|-------------|
| 1. | 11 | Hagen Smith | 2024 |
| 2. | 8 | Nick Schmidt | 2006 |
| | 8 | David Walling | 1999 |
| 4. | 6 | Trevor Stephan | 2017 |
| | 6 | David Walling | 1998 |
| 6. | 5 | Jess Todd | 2007 |
| 7. | 4 | Isaiah Campbell | 2019 |
| 8. | 3 | Hunter Dietz | 2026 |
| | 3 | Zach Root | 2025 |
| | 3 | Mason Molina | 2024 |
| | 3 | Blaine Knight | 2017 |

DUCK COMMANDER

- **INF Camden Kozeal**, after helping lead Arkansas to the College World Series appearance last year, entered the 2026 campaign as a preseason All-American by Baseball America and NCBWA as well as a preseason All-SEC selection by the league's 16 head coaches.
- The Omaha, Neb., native played in 60 games with 55 starts (30 at first base, 25 at second base) and slashed .333/.386/.606 with 15 home runs and 62 RBI in 2025, his first season as a Razorback.
- Kozeal has continued to power the Arkansas offense, slashing .308/.410/.596 with nine home runs and 42 RBI through the first 37 games of the campaign. He leads the Hogs in nearly every major offensive category: runs (35), hits (45), doubles (13) and RBI (42).
- He was named the Brook Wallace Award Shortstop of the Week after leading Arkansas to a double midweek series sweep against Northern Colorado and an SEC road series win at South Carolina.

BIG TUNA

- **LHP Colin Fisher**, who began the year as the Hogs' Sunday starter, owns a 4-4 record with a 4.17 ERA and 43 strikeouts in 41.0 innings.
- The Noble, Okla., native, who has logged two quality starts, fanned a career-high 11 batters while allowing just one hit over a career-long eight shutout innings against Xavier (Feb. 22). Fisher was named SEC Pitcher of the Week after recording the first eight-inning complete-game shutout and first eight-inning one-hitter in program history.
- Fisher began his campaign with 22.0 consecutive innings pitched without allowing an earned run, the second-longest scoreless streak to start a season by a Razorback pitcher in the Dave Van Horn era.

MLB PIPELINE TOP 100 PROSPECTS FOR 2026 MLB DRAFT

- A nation-leading four (4) Razorbacks are included in MLB Pipeline's rankings of the top 100 prospects for the 2026 MLB Draft.

| Rank | Player | Position |
|------|-----------------|----------|
| 24 | Gabe Gaeckle | RHP |
| 29 | Ryder Helfrick | C |
| 38 | Hunter Dietz | LHP |
| 85 | Carson Wiggins* | RHP |

*sophomore-eligible

DIBASEBALL MIDSEASON TOP 50 COLLEGE PROSPECTS FOR 2026 MLB DRAFT

- Three (3) Razorbacks are included in D1Baseball's midseason rankings of the top 50 college prospects for the 2026 MLB Draft, which were published on April 7.

| Rank | Player | Position |
|------|----------------|----------|
| 8 | Ryder Helfrick | C |
| 31 | Hunter Dietz | LHP |
| 38 | Gabe Gaeckle | RHP |

DIBASEBALL PRESEASON TOP 150 COLLEGE PROSPECTS FOR 2026 MLB DRAFT

- A nation-leading seven (7) Razorbacks were included in D1Baseball's preseason rankings of the top 150 college prospects for the 2026 MLB Draft, which were published on Feb. 12.

| Rank | Player | Position |
|------|-----------------|----------|
| 13 | Gabe Gaeckle | RHP |
| 17 | Ryder Helfrick | C |
| 33 | Hunter Dietz | LHP |
| 71 | Carson Wiggins* | RHP |
| 83 | Kuhio Aloy | OF |
| 84 | Maika Niu | OF |
| 86 | TJ Pompey | INF |

*sophomore-eligible

DIBASEBALL TOP 100 COLLEGE PROSPECTS FOR 2027 MLB DRAFT

- Two (2) Razorbacks are included in D1Baseball's rankings of the top 100 college prospects for the 2027 MLB Draft.

| Rank | Player | Position |
|------|---------------|----------|
| 15 | Cole Gibler | LHP |
| 50 | Brenton Clark | OF |



MACHINE OF CONSISTENCY

- Since the start of the 2017 season, Arkansas is the winningest college baseball program in the country (as of April 16, 2026).

| Team | Wins ('17 - '18 - '19 - '20 - '21 - '22 - '23 - '24 - '25 - '26) |
|-----------------|--|
| Arkansas | 408 (45 - 48 - 46 - 11 - 50 - 46 - 43 - 44 - 50 - 25) |
| Oregon State | 399 (56 - 55 - 36 - 5 - 37 - 48 - 41 - 45 - 48 - 28) |
| Southern Miss | 394 (50 - 44 - 40 - 12 - 40 - 47 - 46 - 43 - 47 - 25) |
| LSU | 394 (52 - 39 - 40 - 12 - 38 - 40 - 54 - 43 - 53 - 23) |
| Tennessee | 394 (27 - 29 - 40 - 15 - 50 - 57 - 44 - 60 - 46 - 25) |
| Florida | 385 (52 - 49 - 34 - 16 - 38 - 42 - 54 - 36 - 39 - 27) |
| East Carolina | 376 (32 - 44 - 47 - 13 - 44 - 46 - 47 - 46 - 35 - 22) |
| Vanderbilt | 376 (36 - 35 - 59 - 13 - 49 - 39 - 42 - 38 - 43 - 22) |
| Dallas Baptist | 369 (42 - 42 - 43 - 12 - 41 - 34 - 47 - 45 - 41 - 22) |

- Under Dave Van Horn, in his 24rd year as head coach, Arkansas has recorded eight 45-win seasons as well as two 50-win seasons.

| Season | Total Wins |
|--------|------------|
| 2004 | 45 |
| 2012 | 46 |
| 2017 | 45 |
| 2018 | 48 |
| 2019 | 46 |
| 2021 | 50 |
| 2022 | 46 |
| 2025 | 50 |

- Excluding the shortened 2020 season, the Razorbacks are the only SEC team, and one of only two teams in the country (also Southern Miss), to record 40-plus wins in each of the last eight full seasons.

| Season | Overall Wins | SEC Wins |
|--------|--------------|----------|
| 2017 | 45 | 18 |
| 2018 | 48 | 18 |
| 2019 | 46 | 20 |
| 2021 | 50 | 22 |
| 2022 | 46 | 18 |
| 2023 | 43 | 20 |
| 2024 | 44 | 20 |
| 2025 | 50 | 20 |

IT JUST MEANS MORE WINS

- Arkansas, winners of a program-record 12 consecutive SEC games in 2025, has won 18 or more SEC games in eight consecutive seasons.
- LSU is the only other team in SEC history to record at least eight consecutive seasons of 18-plus SEC victories (10 from 1996-2005).
- Before this year, Arkansas had posted an 8-4 or better record through its first 12 SEC games in eight straight seasons (2017-25).
- It marked the best stretch of starting 8-4 or better in SEC play by a team since LSU did so in eight consecutive seasons from 1991-98.

THE BIG TWO-0

- Arkansas has finished with 20 or more SEC victories in a season six times in program history, including five times under Dave Van Horn.

| Year | SEC Record (Finish) |
|------|--|
| 1999 | 22-8 (SEC overall champions) |
| 2019 | 20-10 (SEC Western Division champions) |
| 2021 | 22-8 (SEC overall champions) |
| 2023 | 20-10 (SEC overall champions) |
| 2024 | 20-10 (SEC Western Division champions) |
| 2025 | 20-10 (2nd overall) |

- Arkansas hit the 20-win mark in SEC play for the third consecutive seasons in 2025, becoming the first SEC team in history to win 20 or more league games in five of six seasons. Arkansas is one of three SEC teams in history along with Tennessee (1993-95) and LSU (1996-98) to record three consecutive 20-win seasons in league play.

GONE STREAKING

- Arkansas has recorded 11 winning streaks of 10 or more games since head coach Dave Van Horn took over at the helm of the program.

| Winning Streak | Dates |
|----------------|------------------------------|
| 16 | March 7, 2020-March 13, 2021 |
| 15 | Feb. 25-March 22, 2024 |
| 15 | March 1-28, 2023 |
| 13 | April 3-23, 2010 |
| 12 | Feb. 14-March 11, 2025 |
| 12 | March 5-25, 2022 |
| 12 | Feb. 11-March 8, 2005 |
| 11 | March 26-April 12, 2024 |
| 10 | May 16-June 5, 2021 |
| 10 | March 4-21, 2012 |
| 10 | Feb. 11-March 5, 2003 |

- The Razorbacks' 15-game winning streaks in 2023 and 2024 were their longest in-season winning streak of the Van Horn era.
- They were also the longest in-season winning streaks in program history since the Hogs won the first 18 games of the 1996 season.

MIDWEEK MAGIC

- Arkansas is 8-2 in midweek games with wins over Tarleton State (Feb. 16), Arkansas State (Feb. 25), Oral Roberts (March 3), UNC (March 17-18), UCA (March 24), Little Rock (April 7) & UAPB (April 14).
- The Hogs, who finished 11-1 in midweek games in 2025, had won 18 consecutive midweek matchups before their streak was snapped in a 14-13 extra-inning loss against Missouri State on March 25, 2025.
- Arkansas has gone unbeaten in midweeks twice in the DVH era.
- In 2024 (12-0), the Hogs secured midweek wins against Grambling, UCA, Oral Roberts, Little Rock, Arkansas State and UAPB as well as three two-game midweek series sweeps over San Jose State, Texas Tech and Missouri State to finish with a perfect 12-0 midweek record.
- In 2005 (9-0), Dave Van Horn's third season, Arkansas picked up midweek wins against Centenary (2), Missouri State (2), Northern Colorado (2), Oral Roberts (2) and Oklahoma State (1).



HISTORY MADE AT HOME

- Arkansas maintains an overall record of 748-255 (.746) in Baum-Walker Stadium's 31-year history. The 2025 campaign marked the 30th season in the history of the stadium, which opened in 1996.
- With a win against Creighton in last year's NCAA Fayetteville Regional, the Razorbacks won their 35th game of the season inside the friendly confines of Baum-Walker Stadium, breaking their single-season program record of 34 home wins set in 2018 and 2024.
- After sweeping Tennessee in last year's NCAA Fayetteville Super Regional, Arkansas finished 2025 with 37 wins at Baum-Walker Stadium, the most home wins in a season in program history.
- Excluding 2020, Arkansas has won 28 or more home games in eight straight seasons, including a program-best 37 wins in 2025.

| Year | Home Record | Overall Record (Postseason) |
|------|-------------|------------------------------|
| 2017 | 29-8 | 45-19 (Regional) |
| 2018 | 34-4 | 48-21 (College World Series) |
| 2019 | 33-7 | 46-20 (College World Series) |
| 2021 | 30-8 | 50-13 (Super Regional) |
| 2022 | 28-7 | 46-21 (College World Series) |
| 2023 | 32-6 | 43-18 (Regional) |
| 2024 | 34-5 | 44-16 (Regional) |
| 2025 | 37-4 | 50-13 (College World Series) |

HOME SWEET BAUM-WALKER

- In order of winning percentage, here are the Razorbacks' top records at home since Baum-Walker Stadium opened in 1996.

| Year | Home Record | Winning Percentage |
|------|-------------|--------------------|
| 2025 | 37-4 | .902 |
| 2018 | 34-4 | .895 |
| 2024 | 34-5 | .872 |
| 2023 | 32-6 | .842 |
| 2019 | 33-7 | .825 |
| 2004 | 31-7 | .816 |
| 2022 | 28-7 | .800 |

J.B. & JOHNELLE HUNT FAMILY BASEBALL DEVELOPMENT CENTER

- The J.B. & Johnelle Hunt Family Baseball Development Center is a \$27-million, 49,000-square foot baseball performance facility, providing players with an expanded locker room, team meeting room, strength & conditioning center, training room, nutrition center, pitching development center and an in-venue batting tunnel.
- The one-of-a-kind facility, which opened ahead of the 2022 campaign, sits in the right-field corner of Baum-Walker Stadium.
- It also includes a tunnel to connect the facility to the first-base dugout and postgame press conference room.

PROHOGS

- Six (6) Razorbacks were on 2026 Major League Baseball Opening Day rosters as the 2026 campaign got underway on Thursday, March 26.

| Player | Team | Draft Year |
|-------------------|----------------------|------------|
| Jalen Beeks | Texas Rangers | 2014 |
| Andrew Benintendi | Chicago White Sox | 2015 |
| Heston Kjerstad | Baltimore Orioles | 2020 |
| James McCann | Arizona Diamondbacks | 2011 |
| Ryne Stanek | St. Louis Cardinals | 2013 |

- Six (6) Razorbacks have won a World Series championship. RHP Ryne Stanek is the most recent ProHog to accomplish the feat, doing so with the Houston Astros during the 2022 MLB season.

| Player | Team | Year |
|-------------------|---------------------|------|
| Dick Hughes | St. Louis Cardinals | 1967 |
| Eric Hinske (2x) | Boston Red Sox | 2007 |
| | New York Yankees | 2009 |
| Dallas Keuchel | Houston Astros | 2017 |
| Andrew Benintendi | Boston Red Sox | 2018 |
| Drew Smyly | Atlanta Braves | 2021 |
| Ryne Stanek | Houston Astros | 2022 |

MLB DRAFT FACTS

- Arkansas has had a player selected in each of the past 51 MLB drafts dating back to 1975. The Hogs have had double-digit players selected in a draft on four occasions: 1985 (10), 2013 (11), 2018 (11) and 2025 (11).
- In 2025, a program-record four Razorbacks heard their names called in the first round of the MLB draft - RHP Gage Wood (No. 26 overall, Philadelphia Phillies), INF Wehiwa Aloy (No. 31 overall, Baltimore Orioles), LHP Zach Root (No. 40 overall, Los Angeles Dodgers) and OF Charles Davalan (No. 41 overall, Los Angeles Dodgers).
- Since Nate Thompson's first season as the Razorbacks' recruiting coordinator in 2018, no school in the country has had more overall draft selections than Arkansas (64).
- Under Matt Hobbs, Arkansas has had 30 pitchers selected in the MLB draft, including 22 pitchers taken in the first 10 rounds, since 2019.





Arkansas pitching coach **Matt Hobbs** has developed 10 All-Americans, 10 All-SEC honorees and 30 MLB draft picks since joining the program prior to the 2019 season.

MATT HOBBS: 2024 DIBASEBALL ASSISTANT COACH OF THE YEAR

- Arkansas assistant coach Matt Hobbs is nationally regarded as one of the best pitching minds in all of college baseball.
- Hobbs, now in his eighth season as pitching coach in 2026, was named the 2024 DIBaseball Assistant Coach of the Year after guiding his staff to a historic and record-breaking campaign in 2024.
- Since joining Arkansas as the pitching coach prior to the 2019 campaign, Hobbs has helped develop:

- 1 Golden Spikes Award winner
- 1 Dick Howser Trophy winner
- 10 All-Americans
- 10 All-SEC honorees, including 2 SEC pitchers of the year
- 30 MLB draft selections, including 22 top 10 rounders

- RHP Kevin Kopps emerged as the best player in the country in 2021, winning both the Golden Spikes Award and Dick Howser Trophy. LHP Hagen Smith was the unanimous national pitcher of the year in 2024.
- With Hobbs' help, Smith solidified his status as one of the greatest pitchers in Razorback history, concluding his career as the program's all-time strikeout king and single-season strikeout leader, and departing as the highest-drafted pitcher in school history when he was selected fifth overall by the Chicago White Sox in the 2024.
- Since Hobbs joined the Razorback coaching staff, Arkansas has made three trips to the College World Series (2019, 2022, 2025), clinched a pair of overall SEC championships (2021, 2023) and captured four SEC Western Division titles (2019, 2021, 2023, 2024).
- Additionally, the Hogs won Collegiate Baseball's national recruiting championship for the first time in program history in 2023 as Arkansas' star-studded recruiting class was named the nation's best.



Arkansas is one of only four schools in college baseball history as well as the only SEC program to claim three or more Golden Spikes Award winners.

GOLDEN HOGS

- In 2025, INF Wehiwa Aloy was named the 47th winner of the Golden Spikes Award, which recognizes the top amateur baseball player in the United States based on their athletic ability, sportsmanship, character and overall contribution to the sport.
- Aloy, the first Hawaiian-born player to win the Golden Spikes Award and the first player born outside the U.S. mainland to accomplish the feat, became Arkansas' third award winner in program history, joining OF Andrew Benintendi (2015) and RHP Kevin Kopps (2021).
- Arkansas is one of four schools in college baseball history and the only SEC team with three-plus Golden Spikes Award winners: Florida State (4), Arizona State (3), **Arkansas (3)**, Cal State Fullerton (3).
- Since 2015, Arkansas is the only school in the country with multiple Golden Spikes Award winners (3).
- Aloy started all 65 games at shortstop last season and turned in one of the best offensive campaigns in Razorback history, leading the team in nearly every major category: slugging (.673), on-base plus slugging (1.107), hits (93), runs (81), doubles (19), triples (2), home runs (21), extra-base hits (42), multi-hit games (30), total bases (179).
- Aloy, playing alongside his younger brother Kuhio, finished second on the Razorbacks in batting average (.350), RBI (68), multi-RBI games (18), hit-by-pitches (10) and stolen bases (9). His numbers in total bases (No. 3), home runs (No. 4), runs scored (No. 4), extra-base hits (No. 5) and hits (No. 6) all finished ranked among the top 10 in the program's single season record book. Defensively, Aloy dazzled with just five errors in 229 total chances (.978 fielding percentage) while helping turn 31 double plays during the 2025 campaign.
- Aloy's historic season was capped off by a semifinal run with the 50-win Razorbacks in the College World Series, their 12th trip in program history and first since 2022.



BAUM-WALKER STADIUM RECORDS

13,472

SINGLE-GAME ATTENDANCE (2018)

10,376

SINGLE-SEASON AVERAGE (2022)

407,196

SINGLE-SEASON TICKETS (2025)

748

WINS AT BAUM-WALKER STADIUM

34,796

3-GAME SERIES ATTENDANCE (2022)

ARKANSAS YEAR-BY-YEAR RESULTS AT BAUM-WALKER STADIUM

| | | | | | | | | | |
|-------------------------|-------------------------|------------------------|-------------------------|-------------------------|------------------------|-------------------------|------------------------|-------------------------|-------------------------|
| 1996 6-3 (.667) | 1997 26-7 (.788) | 1998 22-9 (.710) | 1999 26-7 (.788) | 2000 15-19 (.441) | 2001 19-6 (.760) | 2002 18-12 (.600) | 2003 22-8 (.733) | 2004 31-8 (.795) | 2005 19-9 (.679) |
| 2006 21-8 (.724) | 2007 23-10 (.697) | 2008 24-9 (.727) | 2009 21-12 (.636) | 2010 29-9 (.763) | 2011 24-7 (.774) | 2012 28-8 (.778) | 2013 24-9 (.727) | 2014 25-10 (.714) | 2015 23-12 (.657) |
| 2016 19-14 (.576) | 2017 29-8 (.784) | 2018 34-4 (.895) | 2019 33-7 (.825) | 2020 11-2 (.846) | 2021 30-8 (.790) | 2022 28-7 (.800) | 2023 32-6 (.842) | 2024 34-5 (.872) | 2025 37-4 (.902) |
| 2026 15-8 (.652) | | | | | | | | | |

Top 20 All-Time Crowds (tickets sold/distributed)

| | | | |
|-----|-------------------|--------|----------------|
| 1. | USC | 13,472 | March 3, 2018 |
| 2. | Mississippi State | 12,589 | April 25, 2015 |
| 3. | South Alabama | 12,006 | March 7, 2020 |
| 4. | LSU | 11,827 | April 8, 2017 |
| 5. | Tennessee | 11,787 | April 26, 2019 |
| 6. | Vanderbilt | 11,772 | May 13, 2022 |
| 7. | Vanderbilt | 11,761 | May 14, 2022 |
| 8. | Auburn | 11,742 | April 26, 2014 |
| 9. | Ole Miss | 11,736 | April 30, 2022 |
| 10. | LSU | 11,714 | May 10, 2019 |
| 11. | Ole Miss | 11,651 | April 29, 2022 |
| 12. | Tennessee | 11,594 | April 27, 2019 |
| 13. | Mississippi State | 11,548 | April 1, 2022 |
| 14. | Mississippi State | 11,522 | April 2, 2022 |
| 15. | LSU | 11,462 | April 9, 2011 |
| 16. | Arizona State | 11,434 | April 8, 2009 |
| 17. | Mississippi State | 11,415 | April 3, 2022 |
| 18. | Ole Miss | 11,409 | May 1, 2022 |
| 19. | Ole Miss* | 11,383 | June 9, 2019 |
| 20. | Ole Miss* | 11,350 | June 8, 2019 |

* - NCAA Super Regional; ^ - NCAA Regional

Top 20 All-Time Crowds (actual)

| | | | |
|-----|-------------------|--------|----------------|
| 1. | Missouri State* | 12,167 | June 6, 2015 |
| 2. | Missouri State* | 11,869 | June 5, 2015 |
| 3. | South Carolina* | 11,722 | June 9, 2018 |
| 4. | Missouri State* | 11,694 | June 7, 2015 |
| 5. | South Carolina* | 11,481 | June 10, 2018 |
| 6. | South Carolina* | 11,217 | June 11, 2018 |
| 7. | LSU | 11,103 | April 9, 2011 |
| 8. | Arizona State | 11,014 | April 8, 2009 |
| 9. | Oral Roberts^ | 11,088 | June 2, 2017 |
| 10. | LSU | 10,987 | April 8, 2017 |
| 11. | Mississippi State | 10,837 | April 25, 2015 |
| 12. | Mississippi State | 10,784 | April 16, 2011 |
| 13. | USC | 10,732 | March 3, 2018 |
| 14. | LSU | 10,581 | May 5, 2007 |
| 15. | Texas A&M | 10,477 | April 20, 2013 |
| 16. | Missouri State^ | 10,369 | June 3, 2017 |
| 17. | Missouri State^ | 10,273 | June 5, 2017 |
| 18. | Central Michigan | 10,219 | Feb. 20, 2016 |
| 19. | Auburn | 10,217 | April 26, 2014 |
| 20. | Southern Miss^ | 10,213 | June 2, 2018 |

* - NCAA Super Regional; ^ - NCAA Regional

2025 NCAA TOTAL HOME ATTENDANCE LEADERS

| Team | Average | Total | Games | |
|------|-------------------|--------------|----------------|-----------|
| 1. | LSU | 11,186 | 458,606 | 41 |
| 2. | Arkansas | 9,932 | 407,196 | 41 |
| 3. | Ole Miss | 9,566 | 344,364 | 36 |
| 4. | Mississippi State | 11,000 | 330,009 | 30 |
| 5. | South Carolina | 7,183 | 251,414 | 35 |
| 6. | Texas | 7,164 | 250,754 | 35 |
| 7. | Tennessee | 5,596 | 235,035 | 42 |
| 8. | Florida | 6,303 | 226,903 | 36 |
| 9. | Texas A&M | 6,076 | 206,577 | 34 |
| 10. | Auburn | 5,603 | 201,703 | 36 |
| 11. | Florida State | 5,514 | 187,484 | 34 |
| 12. | Clemson | 5,028 | 181,023 | 36 |
| 13. | Southern Miss | 5,080 | 177,807 | 35 |
| 14. | Hawaii | 3,929 | 137,509 | 35 |
| 15. | East Carolina | 4,515 | 135,461 | 30 |
| 16. | Vanderbilt | 3,610 | 129,977 | 36 |
| 17. | North Carolina | 3,334 | 126,694 | 38 |
| 18. | Virginia | 4,482 | 125,499 | 28 |
| 19. | Alabama | 3,857 | 123,434 | 32 |
| 20. | Arizona State | 3,365 | 121,141 | 36 |



SERIES HISTORY

INSIDE THE SERIES (SINCE 1947): GEORGIA

Overall Series Record: 38-30
Record in Fayetteville, Ark.: 22-8
Record in Athens, Ga.: 14-20
Record at Neutral Sites: 2-2

IN THE DVH ERA (2003-PRESENT): GEORGIA

Overall Series Record: 25-22
Record in Fayetteville, Ark.: 14-7
Record in Athens, Ga.: 10-13
Record at Neutral Sites: 1-2

Previous 10 meetings (Georgia leads, 7-3)

Table with 4 columns: DATE, SITE, W/L, SCORE. Lists 10 recent meetings between Arkansas and Georgia.

BOX SCORE FROM PREVIOUS MEETING



2025 Arkansas Baseball #1 Arkansas at #7 Georgia Apr 13, 2025 at Athens, Ga. (Foley Field)



Arkansas 6 (32-5,12-3 SEC)

Georgia 7 (32-6,10-5 SEC)

Box score table for Arkansas, listing player stats: ab, r, h, rbi, bb, so, po, a, lob.

Box score table for Georgia, listing player stats: ab, r, h, rbi, bb, so, po, a, lob.

Score by Innings table showing runs, hits, and errors for both teams across 9 innings.

Note: 2 outs, 0 runners LOB when the game ended.

E - Wiggins(1); Alford, S.(6); Phelps, Tre(3); Branch, K.(3); Hudson, Bren 2(2). DP - ARK 1. LOB - ARK 8; Bulldogs 3. 2B - Davalan(6); Burnett, Ro(8); Phelps, Tre(7); Obee(4); Hudson, Bren(3). HR - W. Aloy(12); Helfrick 2(8); Alford, S.(10); Branch, K.(7); Hunter, H.(7). HBP - Zaborowski; Black, Ry.; Obee. SH - Helfrick(4). SF - Branch, K.(2). SB - Obee(10). Reached on CI - Maxwell; K. Aloy.

Arkansas pitching stats table with columns: ip, h, r, er, bb, so, ab, bf, np.

Georgia pitching stats table with columns: ip, h, r, er, bb, so, ab, bf, np.

Win - Zeldin, B. (2-1). Loss - Gibler (1-1). Save - None. HBP - by Beidelschies (Black, Ry.); by Wiggins (Obee); by Jimenez (Zaborowski). CI - Hudson, Bren 2. Inherited runners/scored: Gibler 1/0; Harris, Zach 2/1. Pitches/strikes: Beidelschies 83/49; Wiggins 35/22; Carter 15/11; Jimenez 28/19; Gibler 18/10; Finley 85/54; Davis II 14/6; Harris, Zach 8/5; McLoughlin 23/14; Zeldin, B. 39/27.

Umpires - HP: Zach Neff 1B: Jason Johnson 2B: Scott Cline 3B: Javerro January
Start: 1:02 pm Time: 3:46 Attendance: 3633
Weather: Beautiful, 63 degrees



HONORS & AWARDS

OF Kuhio Aloy

NCBWA Preseason All-American (Third Team)
Coaches Preseason All-SEC (Second Team)

INF Carson Brumbaugh

D1Baseball Preseason SEC Freshman of the Year
Perfect Game Preseason SEC Freshman of the Year
Baseball America Preseason Freshman of the Year Award Watch List

LHP Parker Coil

NCBWA Stopper of the Year Award Preseason Watch List

LHP Colin Fisher

SEC Pitcher of the Week (Feb. 23)
NCBWA National Co-Pitcher of the Week (Feb. 24)
College Baseball Foundation National Pitcher of the Year Award Watch List

RHP Gabe Gaeckle

Baseball America Preseason All-American (First Team)
Perfect Game Preseason All-American (Second Team)
Coaches Preseason All-SEC (Second Team)
Perfect Game Preseason All-SEC (First Team)
Golden Spikes Award Preseason Watch List
Baseball America Preseason College Pitcher of the Year Award Watch List
College Baseball Foundation National Pitcher of the Year Award Watch List

LHP Cole Gibler

Perfect Game Midseason All-American (Second Team)

C Ryder Helfrick

Baseball America Preseason All-American (Second Team)
D1Baseball Preseason All-American (First Team)
NCBWA Preseason All-American (Second Team)
Coaches Preseason All-SEC (First Team)
Golden Spikes Award Preseason Watch List
Baseball America Preseason College Player of the Year Award Watch List
Bobby Bragan National Collegiate Slugger Award Watch List
Buster Posey National Collegiate Catcher of the Year Award Preseason Watch List
Buster Posey National Collegiate Catcher of the Year Award Midseason Watch List
Perfect Game Midseason All-American (Third Team)
Golden Spikes Award Midseason Watch List

INF Camden Kozeal

Baseball America Preseason All-American (Third Team)
NCBWA Preseason All-American (First Team)
Coaches Preseason All-SEC (First Team)
Baseball America National Team of the Week (Week 2)
Brooks Wallace Award Shortstop of the Week (March 24)

OF Maika Niu

Perfect Game Preseason All-American (Third Team)
Perfect Game Preseason All-SEC (First Team)

INF TJ Pompey

SEC Player of the Week (April 13)

RHP Carson Wiggins

Baseball America Preseason All-American (First Team)
NCBWA Stopper of the Year Award Preseason Watch List



A nation-leading four Razorbacks, including **Gabe Gaeckle** (first team), **Carson Wiggins** (first team), **Ryder Helfrick** (second team) and **Camden Kozeal** (third team), were named preseason All-Americans by Baseball America. Baseball America's preseason All-America teams are voted on and selected by scouting departments of MLB organizations.



STANDINGS

Table with 13 columns: Team, SEC, Pct., GB, All, Pct., Home, Away, Neutral, Top 25, Top 10, L10, Streak. Lists teams from Georgia to Missouri with their respective records and statistics.

SCHEDULE/RESULTS

Tuesday, April 14

at #5 Georgia 12, ETSU 10
at Tennessee 11, UNC Asheville 1 (8 inn.)
Bethune-Cookman 13, at #7 Florida 7
at South Carolina 8, Davidson 6
#8 Alabama 12, at UAB 6
#14 Arkansas 12, Arkansas-Pine Bluff 2 (7 inn.)
at #6 Auburn 13, Alabama State 0 (7 inn.)
#22 Ole Miss 10, #17 Southern Miss 3
#15 Mississippi State 11, at Samford 1 (7 inn.)
at #7 Texas A&M 10, Houston 2
Vanderbilt 15, at Lipscomb 1
at LSU 4, Northwestern State 2
at #4 Texas 14, Texas A&M-Corpus Christi 7
Oklahoma State 7, #11 Oklahoma 3 (8 inn.)

Wednesday, April 15

Missouri at Missouri State - 7:30 p.m. [ESPN+]

Thursday, April 16

*#6 Auburn at #7 Florida - 7 p.m. [SECN]
**#5 Georgia at #14 Arkansas - 8 p.m. [ESPNU]

Friday, April 17

*#6 Auburn at #7 Florida - 5:30 p.m. [SECN]
*Vanderbilt at Kentucky - 6:30 p.m. [SECN+]
**#22 Ole Miss at Tennessee - 6:30 p.m. [SECN+]
**#5 Georgia at #14 Arkansas - 7 p.m. [SECN+]
**#15 Mississippi State at South Carolina - 7 p.m. [SECN+]
**#7 Texas A&M at LSU - 7 p.m. [ESPN]
**#8 Alabama at #4 Texas - 7:30 p.m. [SECN+]
**Missouri at #11 Oklahoma - 7:30 p.m. [SECN+]

Saturday, April 18

*#6 Auburn at #7 Florida - 12 p.m. [ESPN2]
**#15 Mississippi State at South Carolina - 1 p.m. [SECN]
**#5 Georgia at #14 Arkansas - 2 p.m. [SECN+]
*Vanderbilt at Kentucky - 2 p.m. [SECN+]
**#8 Alabama at #4 Texas - 3 p.m. [SECN+]
*Missouri at #11 Oklahoma - 5 p.m. [SECN+]
**#22 Ole Miss at Tennessee - 6 p.m. [SECN+]
**#7 Texas A&M at LSU - 8 p.m. [SECN]

Sunday, April 19

*Vanderbilt at Kentucky - 1 p.m. [SECN+]
**#22 Ole Miss at Tennessee - 1 p.m. [SECN+]
**#15 Mississippi State at South Carolina - 1:30 p.m. [SECN+]
**#8 Alabama at #4 Texas - 2 p.m. [SECN+]
**#7 Texas A&M at LSU - 2 p.m. [ESPN]
*Missouri at #11 Oklahoma - 3 p.m. [SECN+]

Next Weekend In The SEC (April 23-26)

*Alabama at Tennessee - Thursday-Saturday series
**Arkansas at Missouri - Thursday-Saturday series
*Oklahoma at Auburn
*Texas A&M at Florida
*Georgia at Ole Miss
*Kentucky at South Carolina
*LSU at Mississippi State
*Texas at Vanderbilt

All times Eastern; Rankings reflect highest among major polls; *SEC game

WEEK 10

SOUTHEASTERN CONFERENCE

AS OF APRIL 14

ACTIVE CAREER LEADERS

Games Played

| | | |
|-----|---------------------------------|------------|
| 1. | Kolby Branch*, Georgia | 211 |
| 2. | Talmdage LeCroy, South Carolina | 210 |
| 3. | Mike Mancini*, Vanderbilt | 198 |
| 4. | Zach Yorke*, LSU | 196 |
| 5. | Will Furniss, Ole Miss | 194 |
| 6. | Tyler Cerny*, Kentucky | 193 |
| 7. | Chris Stanfield, LSU | 192 |
| 8. | Bryce Chance, Mississippi State | 191 |
| 9. | Blake Bevis*, Mississippi State | 189 |
| 10. | Zack Stewart*, Arkansas | 188 |

Hits

| | | |
|-----|---------------------------------|------------|
| 1. | Luke Lawrence*, Kentucky | 232 |
| 2. | Kolby Branch*, Georgia | 228 |
| 3. | Zach Yorke*, LSU | 224 |
| 4. | Daniel Pacella*, Ole Miss | 218 |
| 5. | Gehrig Frei*, Mississippi State | 213 |
| 6. | Tyler Cerny*, Kentucky | 211 |
| | Mike Mancini*, Vanderbilt | 211 |
| 8. | Zack Stewart*, Arkansas | 209 |
| 9. | Bryce Chance, Mississippi State | 205 |
| 10. | Blake Bevis*, Mississippi State | 202 |
| | Karson Bowen*, Florida | 202 |

Triples

| | | |
|----|-------------------------------|----------|
| 1. | Maika Niu*, Arkansas | 9 |
| | Aiden Robbins*, Texas | 9 |
| 3. | Ethan Mendoza*, Texas | 8 |
| 4. | Mike Mancini*, Vanderbilt | 7 |
| | Ethan Lizama*, South Carolina | 7 |
| | Tyler Cerny*, Kentucky | 7 |
| | Brennan Holt*, Alabama | 7 |
| 8. | Luke Lawrence*, Kentucky | 6 |
| | Caden Sorrell, Texas A&M | 6 |
| | Steven Milam, LSU | 6 |

Home Runs

| | | |
|-----|---------------------------------|-----------|
| 1. | Daniel Pacella*, Ole Miss | 52 |
| 2. | Zack Stewart*, Arkansas | 50 |
| 3. | Kolby Branch*, Georgia | 49 |
| 4. | Michael O'Shaughnessy*, Georgia | 44 |
| 5. | Blake Bevis*, Mississippi State | 43 |
| 6. | Judd Utermark, Ole Miss | 42 |
| | Daniel Jackson*, Georgia | 42 |
| 8. | Justin Lebron, Alabama | 40 |
| 9. | Lucas Steele*, Auburn | 39 |
| 10. | Zach Yorke*, LSU | 38 |
| | Ace Reese*, Mississippi State | 38 |

RBI

| | | |
|-----|---------------------------------|------------|
| 1. | Daniel Pacella*, Ole Miss | 191 |
| 2. | Michael O'Shaughnessy*, Georgia | 181 |
| 3. | Kolby Branch*, Georgia | 178 |
| 4. | Zach Yorke*, LSU | 176 |
| 5. | Lucas Steele*, Auburn | 165 |
| 6. | Zack Stewart*, Arkansas | 163 |
| 7. | Daniel Jackson*, Georgia | 156 |
| 8. | Blake Bevis*, Mississippi State | 155 |
| 9. | Blake Cyr*, Florida | 147 |
| 10. | Tyler Cerny*, Kentucky | 146 |

Walks

| | | |
|-----|---------------------------------|-----------|
| 1. | Zach Yorke*, LSU | 150 |
| 2. | Mike Mancini*, Vanderbilt | 134 |
| 3. | Kolby Branch*, Georgia | 126 |
| 4. | Talmdage LeCroy, South Carolina | 125 |
| 5. | Will Furniss, Ole Miss | 111 |
| 6. | Lucas Steele*, Auburn | 107 |
| 7. | Michael O'Shaughnessy*, Georgia | 101 |
| 8. | Damian Ruiz*, Arkansas | 98 |
| 9. | Ryan Black*, Georgia | 96 |
| 10. | Steven Milam, LSU | 94 |

Saves

| | | |
|----|------------------------------|----------|
| 1. | Jackson Cleveland*, Oklahoma | 16 |
| 2. | Bryce Calloway*, Georgia | 13 |
| | Ethan Harden*, Auburn | 13 |
| | Ryan Hetzler*, Auburn | 13 |
| | Bo Rhudy*, Tennessee | 13 |
| 6. | Jacob Faulkner*, Vanderbilt | 12 |
| | Kaden Humphrey*, Alabama | 12 |
| 8. | Ian Lohse, Missouri | 10 |
| 9. | Gabe Gaekle, Arkansas | 9 |
| | Zac Cowan*, LSU | 9 |

Strikeouts

| | | |
|-----|------------------------------|------------|
| 1. | Hunter Elliott, Ole Miss | 284 |
| 2. | Ruger Riojas*, Texas | 266 |
| 3. | Zac Cowan*, LSU | 263 |
| | Matt Scott*, Georgia | 263 |
| 5. | Caden Aoki*, Georgia | 252 |
| 6. | Liam Peterson, Florida | 239 |
| 7. | Evan Blanco*, Tennessee | 219 |
| 8. | Connor Fennell*, Vanderbilt | 217 |
| 9. | Gabe Gaekle, Arkansas | 194 |
| 10. | Teddy Brennan*, Georgia | 173 |
| | Jack Bennett*, Kentucky | 173 |

* - Indicates stats from a previous non-SEC school are included

A ||| QUICK FACTS

GENERAL INFORMATION

| | |
|--------------------------------|--------------------------------------|
| Location..... | Fayetteville, Ark. |
| Founded..... | 1871 |
| Enrollment..... | 34,000 |
| Nickname..... | Razorbacks |
| School Colors..... | Cardinal (PMS 201) and White |
| Conference..... | Southeastern (SEC) |
| System President..... | Jay B. Silveria (Air Force, 1985) |
| Chancellor..... | Dr. Charles Robinson (Houston, 1987) |
| Athletics Director..... | Hunter Yurachek (Guilford, 1990) |
| Faculty Athletic Rep..... | Paul Adams (LSU, 1992) |
| Athletics Website..... | ArkansasRazorbacks.com |
| Athletic Department Phone..... | (479) 575-6533 |
| Ticket Office Phone..... | (479) 575-5151 |

BAUM-WALKER STADIUM

| | |
|-----------------------------|--|
| Home Facility..... | Baum-Walker Stadium at George Cole Field |
| Capacity..... | 11,121 (8,237 Chairbacks) |
| All-Time Record..... | 748-255 (31 seasons, .746) |
| Largest Crowd (actual)..... | 12,167 vs. Missouri State (June 6, 2015) |
| Stadium Opening..... | April 13, 1996 |
| Dedication..... | May 3, 1996 |
| Field Dimensions..... | LL - 320, LC - 375, CF - 400, RC - 365, RL - 312 |
| Surface..... | Hybrid Bermuda grass |

COACHES & SUPPORT STAFF

| | |
|--|--|
| Head Coach..... | Dave Van Horn (Arkansas, 1988) |
| Record at Arkansas..... | 958-485 (24 seasons, .664) |
| Overall Division I Record..... | 1,278-642 (32 seasons, .666) |
| Overall as a Head Coach..... | 1,543-725 (38 seasons, .680) |
| DI Postseason Appearances (Total/at Arkansas)..... | 25/21 |
| College World Series Appearances (Total/at Arkansas)..... | 10/8 |
| (Neb: 2001, 2002; Ark: 2004, 2009, 2012, 2015, 2018, 2019, 2022, 2025) | |
| Assistant Coach/Recruiting Coordinator..... | Nate Thompson (Dallas Baptist, 2006) |
| Assistant Coach..... | Matt Hobbs (Missouri, 2002) |
| Assistant Coach..... | Bobby Wernes (Arkansas, 2018) |
| Student Assistant Coach..... | Hudson Polk (Arkansas, 2024) |
| Director of Operations..... | Clay Goodwin (Arkansas, 2005) |
| Director of Strength & Conditioning..... | Hunter Bell (Arkansas-Monticello, 2018) |
| Director of Pitching Development..... | Zach Barr (Arkansas, 2017) |
| Director of Baseball Analytics..... | DJ Baxendale (Arkansas, 2019) |
| Athletic Trainer..... | Corey Wood (East Carolina, 2008) |
| Equipment Manager..... | Mark Taylor (Ouachita Baptist, 1988) |
| Strength & Conditioning Assistant..... | Rocco Peppi (Fresno State, 2024) |
| Analytics Assistant..... | John McElroy (Arkansas, 2023) |
| Quality Control Coach..... | Matthew Schluterman (Arkansas, 2024) |
| Student Managers..... | Tyler McNeil, Anthony Sanchez, Crew Tidwell, Trip Wright |
| Bullpen Catcher..... | Hayden Schnitker |
| Analytics Intern..... | Jackson Handler |
| Sports Information Director..... | Oliver Grigg (Tulane, 2017) |
| Academics Director..... | Jonathan Burgess (Central Arkansas, 2015) |
| Sport Administrator..... | Dan Trump (Arkansas, 1992) |
| Administrative Assistant..... | Kelly Moore (Arkansas, 2004) |

HISTORY

| | |
|--|---------------------------------------|
| First Year of Arkansas Baseball..... | 1897 |
| Years of Varsity Baseball at Arkansas..... | 104 |
| (1897, 1901-03, 05, 08-16, 19-20, 22-29, 47-2026) | |
| All-Time Program Record..... | 2,511-1,505-6 (.625) |
| All-Time Conference Record/Years..... | SEC: 525-450 (.5396)/34 |
| SWC: 249-190 (.567)/23 | |
| Combined: 774-640 (.547)/57 | |
| Conference Titles/Years..... | SEC Overall: 4/1999, 2004, 2021, 2023 |
| SEC Western Division: 9/1999, 2004, 2007, 2011, 2018, 2019, 2021, 2023, 2024 | |
| SWC: 2/1989, 1990 | |
| Conference Tournament Record/Years..... | SEC: 40-48 (.455)/29 |
| SWC: 18-25 (.419)/14 | |
| Combined: 58-73 (.443)/43 | |
| Conference Tournament Titles/Years..... | SEC: 1/2021 |
| SWC: 1/1985 | |
| NCAA Postseason Appearances..... | 36 |
| (1973, 79-80, 83, 85-90, 95-96, 98-99, 2002-15, 2017-19, 2021-25) | |
| NCAA Postseason Record..... | 110-81 (.576) |
| College World Series Appearances..... | 12 |
| (1979, 1985, 1987, 1989, 2004, 2009, 2012, 2015, 2018, 2019, 2022, 2025) | |
| College World Series Record..... | 20-24 (.455) |
| NCAA Super Regional Appearances..... | 11 |
| (2002, 2004, 2009, 2010, 2012, 2015, 2018, 2019, 2021, 2022, 2025) | |
| NCAA Super Regional Record..... | 18-10 (.643) |
| NCAA Regional Appearances..... | 35 |
| NCAA Regional Record..... | 72-47 (.605) |
| Overall NCAA Regional Hosts..... | 11 |
| (1999, 2004, 2006-07, 2010, 2017-19, 2021, 2023-25) | |
| Best NCAA Finish..... | 1979 & 2018 National Runner-Up |

TEAM INFORMATION

| | |
|--|----------------------|
| 2025 Overall Record..... | 50-15 |
| Home..... | 37-4 |
| Away..... | 8-7 |
| Neutral..... | 5-4 |
| SEC Record..... | 20-10 |
| SEC Finish..... | 2nd |
| SEC Tournament..... | T-5th |
| Postseason..... | College World Series |
| Lettermen Returning/Lost..... | 13/19 |
| Position Starters (including DH) Returning/Lost..... | 3/5 |
| Pitchers Returning/Lost..... | 8/8 |
| Newcomers/Redshirts..... | 22/4 |

TOP RETURNING POSITION PLAYERS


| | | | |
|---------------------|-----|-------|--|
| Kuhio Aloy..... | OF | Jr. | .317/.404/.539, 52 R, 15 2B, 13 HR, 70 RBI |
| Ryder Helfrick..... | C | So. | .305/.420/.616, 47 R, 10 2B, 15 HR, 38 RBI, 3 SB |
| Camden Kozeal..... | INF | Jr. | .333/.386/.539, 49 R, 18 2B, 15 HR, 62 RBI, 2 SB |
| Reese Robinett..... | INF | R-Jr. | .260/.400/.438, 16 R, 4 2B, 3 HR, 13 RBI, 1 SB |
| Nolan Souza..... | INF | So. | .250/.374/.427, 24 R, 5 2B, 4 HR, 22 RBI, 9 SB |

TOP RETURNING PITCHERS

| | | | |
|---------------------|-----|-------|-------------------------------------|
| Parker Coil..... | LHP | Sr. | 3-0, 1.27 ERA, 21.1 IP, 24 SO, 1 SV |
| Hunter Dietz..... | LHP | R-So. | 0-0, 54.00 ERA, 0.2 IP, 2 SO |
| Steele Eaves..... | RHP | So. | 1-0, 1.86 ERA, 9.2 IP, 10 SO |
| Colin Fisher..... | LHP | Jr. | 3-0, 4.62 ERA, 25.1 IP, 31 SO |
| Gabe Gaeckle..... | RHP | So. | 4-2, 4.42 ERA, 71.1 IP, 92 SO, 2 SV |
| Cole Gibler..... | LHP | So. | 3-2, 3.99 ERA, 29.1 IP, 57 SO, 1 SV |
| Tate McGuire..... | RHP | Jr. | 3-2, 4.55 ERA, 27.2 IP, 24 SO, 1 SV |
| Carson Wiggins..... | RHP | So. | 1-1, 3.21 ERA, 14.0 IP, 20 SO, 3 SV |

TOP NEWCOMERS

| | | | |
|-----------------------|-----|-------|--|
| Mark Brissey..... | RHP | Fr. | Batesville, Ark. (Fayetteville HS) |
| Carson Brumbaugh..... | INF | Fr. | Edmond, Okla. (Edmond Santa Fe HS) |
| James DeCremer..... | RHP | R-So. | Phoenix, Ariz. (Oregon State) |
| Jackson Kircher..... | RHP | So. | Little Rock, Ark. (Oklahoma) |
| Ethan McElvain..... | LHP | Jr. | Thompson's Station, Tenn. (Vanderbilt) |
| Maika Niu..... | OF | Sr. | Mechanicsburg, Pa. (Marshall) |
| TJ Pompey..... | INF | Jr. | Coppell, Texas (Texas Tech) |
| Damian Ruiz..... | OF | R-Jr. | Livingston, Texas (Lamar) |
| Landon Schaefer..... | INF | Fr. | Fayetteville, Ark. (Fayetteville HS) |
| Zack Stewart..... | OF | Sr. | Lebanon, Mo. (Missouri State) |
| Christian Turner..... | OF | Fr. | Haughton, La. (Haughton HS) |



Arkansas catcher **Ryder Helfrick** slashed .305/.420/.616 with 15 home runs and 38 RBI in 2025 to help power the Hogs to their 12th College World Series appearance in program history.



Baseball America

April 13

1. UCLA
2. Georgia Tech
3. North Carolina
4. Texas
5. Oregon State
6. Auburn
7. Florida
8. Georgia
9. Texas A&M
10. USC
11. Oklahoma
12. Coastal Carolina
13. Florida State
- 14. Arkansas**
15. NC State
16. Alabama
17. Mississippi State
18. West Virginia
19. Kansas
20. Southern Miss
21. Arizona State
22. Boston College
23. Virginia
24. Ole Miss
25. Liberty

D1Baseball

April 13

1. UCLA
2. Georgia Tech
3. North Carolina
4. Texas
5. Georgia
6. Oregon State
7. Coastal Carolina
8. Florida State
9. Virginia
10. Texas A&M
11. Alabama
12. Southern California
13. Auburn
14. Oklahoma
15. West Virginia
- 16. Arkansas**
17. Mississippi State
18. Kansas
19. Oregon
20. Florida
21. UCF
22. Southern Miss
23. Arizona State
24. Boston College
25. Ole Miss

NCBWA

April 13

1. UCLA
2. Georgia Tech
3. North Carolina
4. Texas
5. Oregon State
6. Georgia
7. Coastal Carolina
8. USC
9. Florida State
10. Texas A&M
11. West Virginia
12. Auburn
13. Florida
14. Oklahoma
15. Mississippi State
16. Alabama
17. Southern Miss
- 18. Arkansas**
19. Virginia
20. Oregon
21. Arizona State
22. Ole Miss
23. Kansas
24. Nebraska
25. Boston College

Perfect Game

April 13

1. UCLA
2. Georgia Tech
3. North Carolina
4. Texas
5. Georgia
6. Oregon State
7. Coastal Carolina
8. Alabama
9. USC
10. Auburn
11. Florida
12. Florida State
13. West Virginia
14. Texas A&M
15. Mississippi State
16. Virginia
17. Oregon
18. Arizona State
19. Boston College
20. Miami
21. Kansas
22. Nebraska
23. Missouri State
24. UCF
25. Ole Miss

USA Today Coaches

April 13

1. UCLA
2. Georgia Tech
3. North Carolina
4. Texas
5. Georgia
6. Oregon State
7. Texas A&M
8. Coastal Carolina
9. Southern California
10. Florida State
11. Auburn
12. Virginia
13. Alabama
14. Oklahoma
15. West Virginia
16. Mississippi State
- 17. Arkansas**
18. Florida
19. Oregon
20. Southern Miss
21. Kansas
22. Arizona State
23. Ole Miss
24. Boston College
25. Nebraska

ARKANSAS IN THE POLLS

| | BA | D1Baseball | NCBWA | Perfect Game | USA Today |
|-----------|----|------------|-------|--------------|-----------|
| Preseason | 10 | 7 | 5 | 4 | 5 |
| Feb. 17 | 10 | 8 | 8 | 4 | 5 |
| Feb. 23 | 9 | 6 | 6 | 4 | 6 |
| March 2 | 9 | 6 | 8 | 9 | 9 |
| March 10 | 8 | 5 | 6 | 7 | 6 |
| March 16 | 5 | 4 | 5 | 5 | 7 |
| March 23 | 5 | 4 | 6 | 4 | 6 |
| March 30 | 16 | 17 | 15 | 19 | 16 |
| April 6 | 22 | 22 | 23 | NR | 22 |
| April 13 | 14 | 16 | 18 | NR | 17 |
| April 20 | | | | | |
| April 27 | | | | | |
| May 4 | | | | | |
| May 11 | | | | | |
| May 18 | | | | | |
| May 25 | | | | | |
| June 2 | | | | | |
| Final | | | | | |

BA - Baseball America
 D1 - D1Baseball
 PG - Perfect Game
 USA Today - USA Today Coaches Poll
 NCBWA - National Collegiate Baseball Writers Association



||| HEAD COACH DAVE VAN HORN



COACH

OF THE YEAR

2004 • 2021 • 2023



PERSONAL

Born: Sept. 17, 1960
 Hometown: Kansas City, Mo.
 Alma Mater: Arkansas (1988)
 Masters of Science: East Texas A&M (1992)
 Wife: Karen; Children: Hollan, Mariel
 Named Head Coach at Arkansas: June 21, 2002

COACHING HISTORY

2003-pres. Arkansas (Head Coach)
 1998-2002 Nebraska (Head Coach)
 1995-97 Northwestern State (Head Coach)
 1994 Central Missouri State (Head Coach)
 1989-93 Texarkana Community College (Head Coach)
 1985-88 Arkansas (Graduate Assistant)

PLAYING HISTORY

1982-84 Atlanta Braves organization
 1982 Arkansas
 1980-81 McLennan Community College

MLB DRAFT HISTORY

1982 MLB Draft: 10th Round (Atlanta Braves)
 1981 MLB Draft: 10th Round (Chicago White Sox)

COACHING HONORS

2023 SEC Coach of the Year
 2021 SEC Coach of the Year
 2004 SEC Coach of the Year
 2001 Baseball America National Coach of the Year
 2001 Big 12 Coach of the Year
 2001 ABCA Midwest Region Coach of the Year
 2000 ABCA Midwest Region Coach of the Year
 1997 Southland Coach of the Year
 1995 Southland Coach of the Year
 1994 NCAA Division II Coach of the Year
 1994 ABCA Central Region Coach of the Year

HALL OF FAME & CAREER HONORS

2026 McLennan Community College Jersey Retirement
 2024 University of Arkansas Sports Hall of Honor
 2019 Arkansas Sports Hall of Fame
 2013 Winnetonka High School Hall of Fame
 2012 Ban Johnson League Hall of Fame
 2001 Central Missouri State Hall of Fame

Dave Van Horn, the three-time SEC Coach of the Year, has elevated Arkansas into one of the nation's premier college baseball programs ever since returning to his alma mater to take over for legendary head baseball coach Norm DeBriyn.

In his 24th season as head coach in 2026, Van Horn, the second-winningest coach in Arkansas baseball history, has led the Razorbacks to eight College World Series appearances, including a runner-up finish (2018) and five top-five finishes (2009, 2012, 2018, 2022 & 2025), 21 NCAA Tournament berths, three SEC overall titles (2004, 2021 & 2023), eight SEC Western Division championships, one SEC Tournament title (2021) and 958 overall wins, including 382 SEC victories.

Van Horn, whose 1,543 career wins are the most among all active Division I head coaches, is one of only five head coaches in college baseball history with 300 or more SEC wins in their career. He is also just the fourth coach in college baseball history, and only the third active coach, to win 900 games at an SEC program, along with Mississippi State Ron Polk, Vanderbilt's Tim Corbin and Ole Miss' Mike Bianco.

Year in and year out, Van Horn has produced nationally competitive teams and developed elite-level student-athletes on and off the field, including three Golden Spikes Award winners in outfielder Andrew Benintendi (2015), pitcher Kevin Koppes (2021) and infielder Wehiwa Aloy (2025), two and Dick Howser Trophy winners in Benintendi (2015) and Koppes (2021) as well as countless All-Americans, All-SEC performers and professional baseball players.

Under Van Horn's guidance, the Razorbacks boast 39 All-America honorees, 56 All-SEC selections and 155 Major League Baseball draft picks – and counting.

| HOGS VS. 2026 OPPONENTS UNDER DVH | | | | |
|-----------------------------------|-------|-------|-------|---------|
| | W-L | Home | Away | Neutral |
| Alabama | 41-31 | 21-9 | 18-18 | 2-4 |
| Arkansas State | 6-1 | 6-1 | 0-0 | 0-0 |
| Auburn | 42-26 | 20-10 | 20-16 | 2-0 |
| Florida | 32-29 | 15-9 | 11-16 | 6-4 |
| Georgia | 25-22 | 14-7 | 10-13 | 1-2 |
| Kentucky | 30-16 | 16-5 | 14-10 | 0-1 |
| Little Rock | 8-2 | 8-2 | 0-0 | 0-0 |
| Mississippi State | 40-30 | 22-14 | 16-14 | 2-2 |
| Missouri | 20-4 | 13-2 | 7-2 | 0-0 |
| Missouri State | 21-13 | 13-9 | 8-4 | 0-0 |
| Northern Colorado | 9-1 | 9-1 | 0-0 | 0-0 |
| Northwestern State | 5-1 | 5-1 | 0-0 | 0-0 |
| Oklahoma | 3-4 | 1-1 | 2-2 | 0-1 |
| Oklahoma State | 9-7 | 2-3 | 4-2 | 3-2 |
| Ole Miss | 39-45 | 17-19 | 15-18 | 7-8 |
| Oral Roberts | 20-6 | 14-3 | 5-3 | 1-0 |
| South Carolina | 37-25 | 17-10 | 16-11 | 4-4 |
| Stetson | 2-2 | 2-2 | 0-0 | 0-0 |
| Tarleton State | 1-0 | 0-0 | 0-0 | 1-0 |
| TCU | 5-4 | 2-2 | 0-0 | 3-2 |
| Texas Tech | 8-1 | 3-0 | 0-0 | 5-1 |
| UAPB | 8-0 | 6-0 | 0-0 | 2-0 |
| UCA | 7-0 | 6-0 | 0-0 | 1-0 |
| UT Arlington | 7-1 | 2-1 | 2-0 | 3-0 |
| Xavier | 3-0 | 3-0 | 0-0 | 0-0 |

VAN HORN'S CAREER NUMBERS

| Year | School | Record | Pct. | Conf. | Place | Conf. Tourn. | NCAA |
|----------------------|----------------------|------------------|-------------|----------------|---------------|---------------------|-----------------------|
| 1989 | Texarkana CC | 39-18 | .684 | N/A | N/A | N/A | -- |
| 1990 | Texarkana CC | 44-14 | .759 | N/A | N/A | N/A | -- |
| 1991 | Texarkana CC | 45-12 | .789 | N/A | N/A | N/A | -- |
| 1992 | Texarkana CC | 48-10 | .827 | N/A | 1st | N/A | -- |
| 1993 | Texarkana CC | 38-18 | .678 | N/A | N/A | N/A | -- |
| <i>Total</i> | | <i>214-72</i> | <i>.748</i> | <i>--</i> | <i>--</i> | <i>--</i> | <i>--</i> |
| 1994 | Central Missouri St. | 51-11 | .823 | 15-1 | 1st (Div.) | 1st (4-1) | NCAA DII Champs (7-1) |
| <i>Total</i> | | <i>51-11</i> | <i>.823</i> | <i>15-1</i> | <i>--</i> | <i>1 (4-1)</i> | <i>1 (7-1)</i> |
| 1995 | Northwestern St. | 37-15 | .711 | 19-5 | 1st | DNP (0-2) | -- |
| 1996 | Northwestern St. | 34-27 | .557 | 14-16 | 2nd (Div.) | 2nd (3-2) | -- |
| 1997 | Northwestern St. | 35-23 | .603 | 19-9 | 1st | DNP (0-2) | -- |
| <i>Total</i> | | <i>106-65</i> | <i>.620</i> | <i>52-30</i> | <i>--</i> | <i>3 (3-6)</i> | <i>--</i> |
| 1998 | Nebraska | 24-20 | .545 | 10-13 | 7th | DNQ | DNQ |
| 1999 | Nebraska | 42-18 | .700 | 16-9 | 5th | 1st (4-0) | NCAA (1-2) |
| 2000 | Nebraska | 51-17 | .750 | 21-9 | 2nd | 1st (5-1) | NCAA (4-2) |
| 2001 | Nebraska | 50-16 | .758 | 20-8 | 1st | 1st (4-0) | CWS (5-2) |
| 2002 | Nebraska | 47-21 | .691 | 16-11 | 2nd | 2nd (3-1) | CWS (5-3) |
| <i>Total</i> | | <i>214-92</i> | <i>.699</i> | <i>67-39</i> | <i>--</i> | <i>4 (16-2)</i> | <i>4 (15-9)</i> |
| 2003 | Arkansas | 35-22 | .612 | 14-16 | 6th West | T-7th (0-2) | NCAA (1-2) |
| 2004 | Arkansas | 45-24 | .652 | 19-11 | T-1st Overall | 4th (2-2) | CWS (6-3) |
| 2005 | Arkansas | 39-22 | .636 | 13-17 | T-5th West | T-7th (0-2) | NCAA (2-2) |
| 2006 | Arkansas | 39-21 | .650 | 18-12 | 2nd West | T-7th (0-2) | NCAA (1-2) |
| 2007 | Arkansas | 43-21 | .672 | 18-12 | 1st West | 2nd (3-1) | NCAA (2-2) |
| 2008 | Arkansas | 34-24 | .586 | 14-15 | 4th West | DNQ | NCAA (0-2) |
| 2009 | Arkansas | 41-24 | .631 | 14-15 | 4th West | 4th (2-2) | CWS (7-2) |
| 2010 | Arkansas | 43-21 | .672 | 18-12 | 2nd West | T-7th (0-2) | NCAA (3-3) |
| 2011 | Arkansas | 40-22 | .645 | 15-15 | 1st West | T-3rd (2-2) | NCAA (2-2) |
| 2012 | Arkansas | 46-22 | .676 | 16-14 | T-2nd West | T-9th (0-2) | CWS (7-3) |
| 2013 | Arkansas | 39-22 | .639 | 18-11 | 2nd West | T-3rd (2-1) | NCAA (2-2) |
| 2014 | Arkansas | 40-25 | .615 | 16-14 | 4th West | T-3rd (3-2) | NCAA (2-2) |
| 2015 | Arkansas | 40-25 | .615 | 17-12 | 3rd West | T-5th (2-2) | CWS (5-3) |
| 2016 | Arkansas | 26-29 | .473 | 7-23 | 7th West | DNQ | DNQ |
| 2017 | Arkansas | 45-19 | .703 | 18-11 | 2nd West | 2nd (3-2) | NCAA (3-2) |
| 2018 | Arkansas | 48-21 | .696 | 18-12 | T-1st West | T-3rd (2-1) | CWS Runner-Up (9-3) |
| 2019 | Arkansas | 46-20 | .697 | 20-10 | T-1st West | T-5th (1-2) | CWS (5-3) |
| 2020 | Arkansas | 11-5 | .688 | -- | -- | -- | -- |
| 2021 | Arkansas | 50-13 | .794 | 22-8 | 1st Overall | 1st (4-0) | NCAA (4-3) |
| 2022 | Arkansas | 46-21 | .687 | 18-12 | 2nd West | T-7th (0-2) | CWS (8-3) |
| 2023 | Arkansas | 43-18 | .705 | 20-10 | T-1st Overall | T-3rd (2-1) | NCAA (2-2) |
| 2024 | Arkansas | 44-16 | .733 | 20-10 | 1st West | T-7th (0-2) | NCAA (1-2) |
| 2025 | Arkansas | 50-15 | .769 | 20-10 | 2nd | T-5th (0-1) | CWS (7-2) |
| 2026 | Arkansas | 25-13 | .658 | 8-7 | -- | -- | -- |
| <i>Total</i> | | <i>958-485</i> | <i>.664</i> | <i>381-289</i> | <i>--</i> | <i>20 (28-33)</i> | <i>21 (79-50)</i> |
| <i>Career Totals</i> | | <i>1,543-725</i> | <i>.680</i> | <i>515-359</i> | <i>--</i> | <i>51-42 (.548)</i> | <i>101-60 (.627)</i> |


A ||| THE ARKANSAS RAZORBACKS



1
CARSON BRUMBAUGH
Fr. • 6-3 • 215 • R/R
INF • Edmond, Okla.




3
NOLAN SOUZA
Jr. • 6-3 • 215 • L/R
INF • Honolulu, Hawai'i



4
MAIKA NIŪ
Sr. • 6-1 • 190 • R/R
OF • Mechanicsburg, Pa.




5
TJ POMPEY
Jr. • 6-4 • 215 • R/R
INF • Coppel, Texas




8
CAMDEN KOZEAL
Jr. • 5-10 • 205 • L/R
INF • Omaha, Neb.



9
ALEXANDER PECK
Fr. • 6-4 • 205 • R/R
INF • Franklin, Tenn.



10
TYLER HOLLAND
R-Fr. • 6-1 • 195 • R/R
INF • Mission Viejo, Calif.



11
LUKE CORNELISON
Fr. • 6-1 • 205 • R/R
INF/RHP • Springdale, Ark.




12
CARTER RUTENBAR
Fr. • 5-11 • 195 • L/R
C • Midlothian, Texas



13
STEELE EAVES
So. • 6-0 • 210 • R/R
RHP • Lonoke, Ark.



14
MARK BRISSEY
Fr. • 6-3 • 215 • R/R
RHP • Batesville, Ark.



15
JACKSON KIRCHER
So. • 6-4 • 215 • R/R
RHP • Little Rock, Ark.




16
CHRISTIAN TURNER
Fr. • 6-0 • 180 • L/R
C • Houghton, La.



17
ZACK STEWART
Sr. • 6-2 • 220 • L/R
OF • Lebanon, Mo.



18
REESE ROBINETT
R-Jr. • 6-3 • 220 • L/R
INF • Kennett, Mo.



19
CARSON WILLIS
R-Fr. • 5-11 • 205 • R/R
C • Hot Springs, Ark.




20
GABE GAECKLE
Jr. • 6-0 • 190 • R/R
RHP • Aptos, Calif.



21
BRENTON CLARK
R-Fr. • 5-11 • 195 • L/R
OF • Texarkana, Texas



22
PEYTON LEE
Fr. • 6-5 • 205 • R/R
RHP • Maumelle, Ark.




24
LANDON SCHAEFER
Fr. • 6-3 • 190 • R/R
INF/OF • Fayetteville, Ark.




25
KUHIO ALOY
Jr. • 6-1 • 205 • R/R
INF • Wailuku, Hawai'i



26
TATE MCGUIRE
Jr. • 6-3 • 215 • R/R
RHP • Liberty, Mo.



27
RYDER HELFRICK
Jr. • 6-1 • 210 • R/R
C • Discovery Bay, Calif.



28
JORDAN MARTIN
Fr. • 6-6 • 225 • R/R
RHP • Jefferson City, Mo.




29
COLE GIBLER
So. • 6-2 • 205 • L/L
LHP • Blue Springs, Mo.



32
HUNTER DIETZ
R-So. • 6-6 • 235 • R/R
LHP • Trinity, Fla.



33
ETHAN McELVAIN
Jr. • 6-4 • 250 • S/L
LHP • Thompson's Station, Tenn.



34
JOEY LORENZINI
Fr. • 6-5 • 225 • L/L
LHP • Rocklin, Calif.



35
CAYDEN MITCHELL
Fr. • 6-2 • 205 • R/L
INF • Arlington, Texas



36
PARKER COIL
Sr. • 6-3 • 195 • R/L
LHP • Edmond, Okla.



37
GRANT WREN
Fr. • 6-4 • 210 • R/R
RHP • Melbourne, Ark.



38
COLIN FISHER
Jr. • 6-3 • 225 • L/L
LHP • Noble, Okla.




39
JACOB IMOTO
So. • 6-3 • 200 • L/L
LHP • Vista, Calif.



40
JAMES DeCREMIER
R-So. • 6-1 • 205 • R/R
RHP • Phoenix, Ariz.



42
DAMIAN RUIZ
R-Jr. • 6-0 • 190 • R/R
OF • Livingston, Texas



44
CARSON WIGGINS
So. • 6-5 • 215 • R/R
RHP • Roland, Okla.




45
TYE BRISCOE
Fr. • 5-11 • 195 • L/L
UTL • Abilene, Texas



48
COOPER DOSSETT
R-Jr. • 6-0 • 210 • R/R
RHP • Springdale, Ark.



55
BRENDAN KLEIMAN
Grad. • 5-10 • 190 • R/R
C • Olney, Md.



2
DAVE VAN HORN
Head Coach
24th Season



30
NATE THOMPSON
Assistant Coach
9th Season



47
MATT HOBBS
Assistant Coach
8th Season



7
BOBBY WERNES
Assistant Coach
6th Season



6
HUDSON POLK
Offensive Analyst
2nd Season



CLAY GOODWIN
Director of Operations
19th Season



HUNTER BELL
Strength & Conditioning
4th Season



ZACH BARR
Pitching Development
9th Season



DJ BAXENDALE
Baseball Analytics
7th Season



| No. | Player | Pos. | Yr. | Ht. | Wt. | B/T | Hometown / High School / Previous School |
|-----|------------------|---------|-------|------|-----|-----|---|
| 1 | Carson Brumbaugh | INF | Fr. | 6-3 | 215 | R/R | Edmond, Okla. / Edmond Santa Fe HS |
| 3 | Nolan Souza | INF | Jr. | 6-3 | 215 | L/R | Honolulu, Hawai'i / Punahou School |
| 4 | Maika Niu | OF | Sr. | 6-1 | 190 | R/R | Mechanicsburg, Pa. / Trinity HS / New Orleans / Marshall |
| 5 | TJ Pompey | INF | Jr. | 6-4 | 215 | R/R | Coppell, Texas / Coppell HS / Texas Tech |
| 8 | Camden Kozeal | INF | Jr. | 5-10 | 205 | L/R | Omaha, Neb. / Millard South HS / Vanderbilt |
| 9 | Alexander Peck | INF | Fr. | 6-4 | 205 | R/R | Franklin, Tenn. / University School of Nashville |
| 10 | Tyler Holland | INF | R-Fr. | 6-1 | 195 | R/R | Mission Viejo, Calif. / Mission Viejo HS |
| 11 | Luke Cornelison | INF/RHP | Fr. | 6-1 | 205 | R/R | Springdale, Ark. / Har-Ber HS |
| 12 | Carter Rutenbar | C | Fr. | 5-11 | 195 | L/R | Midlothian, Texas / Midlothian Heritage HS |
| 13 | Steele Eaves | RHP | So. | 6-0 | 210 | R/R | Lonoke, Ark. / Lonoke HS |
| 14 | Mark Brissey | RHP | Fr. | 6-3 | 215 | R/R | Batesville, Ark. / Fayetteville HS |
| 15 | Jackson Kircher | RHP | So. | 6-4 | 215 | R/R | Little Rock, Ark. / Little Rock Christian Academy / Oklahoma |
| 16 | Christian Turner | OF | Fr. | 6-0 | 180 | L/R | Haughton, La. / Haughton HS |
| 17 | Zack Stewart | OF | Sr. | 6-2 | 220 | L/R | Lebanon, Mo. / Lebanon HS / Missouri State |
| 18 | Reese Robinett | INF | R-Jr. | 6-3 | 220 | L/R | Kennett, Mo. / Kennett HS |
| 19 | Carson Willis | C | R-Fr. | 5-11 | 205 | R/R | Hot Springs, Ark. / P27 Academy |
| 20 | Gabe Gaeckle | RHP | Jr. | 6-0 | 190 | R/R | Aptos, Calif. / Aptos HS |
| 21 | Brenton Clark | OF | R-Fr. | 5-11 | 195 | L/R | Texarkana, Texas / Pleasant Grove HS |
| 22 | Peyton Lee | RHP | Fr. | 6-5 | 205 | R/R | Maumelle, Ark. / Maumelle HS |
| 24 | Landon Schaefer | INF/OF | Fr. | 6-3 | 190 | R/R | Fayetteville, Ark. / Fayetteville HS |
| 25 | Kuhio Aloy | OF | Jr. | 6-1 | 205 | R/R | Wailuku, Hawai'i / H.P. Baldwin HS / BYU |
| 26 | Tate McGuire | RHP | Jr. | 6-3 | 215 | R/R | Liberty, Mo. / Liberty North HS |
| 27 | Ryder Helfrick | C | Jr. | 6-1 | 210 | R/R | Discovery Bay, Calif. / Clayton Valley Charter HS |
| 28 | Jordan Martin | RHP | Fr. | 6-6 | 225 | R/R | Jefferson City, Mo. / Jefferson City HS |
| 29 | Cole Gibler | LHP | So. | 6-2 | 205 | L/L | Blue Springs, Mo. / Blue Springs HS |
| 32 | Hunter Dietz | LHP | R-So. | 6-6 | 235 | R/L | Trinity, Fla. / Calvary Christian HS |
| 33 | Ethan McElvain | LHP | Jr. | 6-4 | 250 | S/L | Thompson's Station, Tenn. / Nolensville HS / Vanderbilt |
| 34 | Joey Lorenzini | LHP | Fr. | 6-5 | 225 | L/L | Rocklin, Calif. / Rocklin HS |
| 35 | Cayden Mitchell | INF | Fr. | 6-2 | 205 | R/R | Arlington, Texas / Mansfield Timberview HS |
| 36 | Parker Coil | LHP | Sr. | 6-3 | 195 | R/L | Edmond, Okla. / Edmond Memorial HS |
| 37 | Grant Wren | RHP | Fr. | 6-4 | 210 | R/R | Melbourne, Ark. / Melbourne HS |
| 38 | Colin Fisher | LHP | Jr. | 6-3 | 225 | L/L | Noble, Okla. / Noble HS |
| 39 | Jacob Imoto | LHP | So. | 6-3 | 200 | L/L | Vista, Calif. / Mission Hills HS / Palomar College |
| 40 | James DeCremer | RHP | R-So. | 6-1 | 205 | R/R | Phoenix, Ariz. / Brophy College Prep / Oregon State |
| 42 | Damian Ruiz | OF | R-Jr. | 6-0 | 190 | R/R | Livingston, Texas / Livingston HS / Houston Christian / Lamar |
| 44 | Carson Wiggins | RHP | So. | 6-5 | 215 | R/R | Roland, Okla. / Roland HS |
| 45 | Tye Briscoe | UTL | Fr. | 5-11 | 195 | L/L | Abilene, Texas / Wylie HS |
| 48 | Cooper Dossett | RHP | R-Jr. | 6-0 | 210 | R/R | Springdale, Ark. / Har-Ber HS |
| 55 | Brendan Kleiman | C | Grad. | 5-10 | 190 | R/R | Olney, Md. / Sherwood HS / Frederick CC / Eastern Michigan |

Coaches & Support Staff

| | |
|---|--|
| Head Coach: | 2 Dave Van Horn, 24th Season (Arkansas, 1988) |
| Assistant Coach/Recruiting Coordinator: | 30 Nate Thompson, 9th Season (Dallas Baptist, 2006) |
| Assistant Coach: | 47 Matt Hobbs, 8th Season (Missouri, 2002) |
| Assistant Coach: | 7 Bobby Wernes, 6th Season (Arkansas, 2016) |
| Offensive Analyst: | 6 Hudson Polk, 2nd Season (Arkansas, 2024) |
| Director of Operations: | Clay Goodwin, 19th Season (Arkansas, 2005) |
| Director of Strength & Conditioning: | Hunter Bell, 4th Season (Arkansas-Monticello, 2018) |
| Director of Pitching Development: | Zach Barr, 9th Season (Arkansas, 2017) |
| Director of Baseball Analytics: | DJ Baxendale, 7th Season (Arkansas, 2012) |
| Athletic Trainer: | Corey Wood, 15th Season (East Carolina, 2008) |
| Equipment Manager: | Mark Taylor, 35th Season (Ouachita Baptist, 1988) |
| Strength & Conditioning Assistant: | Rocco Peppi (Fresno State, 2024) |
| Analytics Assistant: | John McElroy (Arkansas, 2023) |
| Quality Control Coach: | Matthew Schluterman (Arkansas, 2024) |
| Student Managers: | Tyler McNiel, Anthony Sanchez, Crew Tidwell, Trip Wright |
| Bullpen Catcher: | Hayden Schnitker |
| Analytics Intern: | Jackson Handler |
| Sports Information Director: | Oliver Grigg, 6th Season (Tulane, 2017) |
| Academics Director: | Jonathan Burgess, 5th Season (Central Arkansas, 2015) |
| Sport Administrator: | Dan Trump, 1st Season (Cal, 1992) |
| Administrative Assistant: | Kelly Moore, 23rd Season (Arkansas, 2004) |

Pronunciation Guide

| | |
|------------------------------|-------------------|
| Kuhio Aloy | koo-hee-oh ah-loy |
| James DeCremer | deh-kramer |
| Hunter Dietz | deets |
| Cooper Dossett | dah-sit |
| Gabe Gaeckle | gack-uhl |
| Jacob Imoto | ee-moto |
| Jackson Kircher | kerr-sure |
| Camden Kozeal | koe-zhull |
| Ethan McElvain | mackel-vain |
| Maika Niu | micah new |
| TJ Pompey | pomp-ee |
| Nolan Souza | sue-zuh |
| Bobby Wernes | wer-niss |



THE STARTERS

#27 RYDER HELFRICK C JR. **.292/.434/.623**

Owned a team-leading 26-game reached base streak ... Team leader in home runs (12) and walks (37) ... Homered twice vs. Oklahoma State (Feb. 13) at Globe Life Field on Opening Day ... First Hog with multiple homers on Opening Day since OF Heston Kjerstad in 2020 ... Connected on third home run of the season against Xavier (Feb. 21) before belting his fourth in the series finale against Xavier (Feb. 22) ... Homered in the season finale against Florida (March 29) ... Three hits, including a home run, at #18 Auburn (April 2) ... Had his second multi-homer game of the season at #18 Auburn (April 3) ... In 2025, played in 61 games with 56 starts (all at catcher) ... Slashed .305/.420/.616 with 15 homers and 38 RBI ... 47 runs ... 58 hits with 10 doubles and two triples ... 32 walks ... 3-for-5 in stolen base attempts ... 14 multi-hit games and 11 multi-RBI games ... Season-long 10-game hitting streak and 17-game reached base streak.

#18 REESE ROBINETT 1B R-JR. **.240/.352/.347**

Third on the team in doubles (10) ... Doubled twice vs. Tarleton State (Feb. 16) at Globe Life Field in the Amegy Bank College Baseball Series ... Swatted first home run of the season against Stetson (March 9) ... Collected an RBI in the series opener against Florida (March 27) ... In 2025, played in 32 games with 18 starts (all at first base) ... Slashed .260/.400/.438 with three home runs and 13 RBI ... Scored 16 runs on the year ... Totaled 19 hits, including four doubles ... Drew 16 walks ... 1-for-1 in stolen base attempts ... Recorded three multi-hit games and two multi-RBI games ... Had a season-long six-game hitting streak and nine-game reached base streak.

#3 NOLAN SOUZA DH JR. **.279/.345/.419**

Second on the team in doubles (12) ... Tied for third in steals (7) ... Two hits, including a double, vs. Oklahoma State (Feb. 13) at Globe Life Field on Opening Day ... Three RBI against Stetson (March 7) ... Two hits, including a double, against #3 Mississippi State (March 13) on SEC Opening Day ... Three hits, including a homer, at South Carolina (March 22) ... Three RBI in the series-clinching win at #8 Alabama (April 10) ... In 2025, played in 32 games with 28 starts (all at second base) before a season-ending injury ... Slashed .250/.374/.427 with four homers and 22 RBI ... 24 hits, including five doubles ... 19 walks ... 9-for-9 on stolen base attempts ... Five multi-hit games and six multi-RBI games.

#5 TJ POMPEY 3B JR. **.269/.350/.537**

Third on the team in home runs (8) ... Two hits and an RBI in Razorback debut vs. Oklahoma State (Feb. 13) at Globe Life Field ... Swatted first home run as a Hog against Oral Roberts (March 3) ... Walk-off solo homer against #3 Mississippi State (March 13) on SEC Opening Day ... Two-run homer at South Carolina (March 20) ... Homered twice, including a grand slam, against UCA (March 24) ... Blasted a two-run home run at #8 Alabama (April 10) in the series opener before turning in a three-hit, four-RBI day, including a three-run homer, in the series-clinching win at #8 Alabama (April 11) ... Named SEC Player of the Week after his six-RBI weekend at #8 Alabama (April 10-12) ... Texas Tech transfer ... Played in 19 games with 18 starts before a season-ending injury in 2025 ... Slashed .348/.397/.623 with five homers and 15 RBI ... Had 24 hits, including four doubles ... 5-for-5 in stolen bases.

#8 CAMDEN KOZEAL SS JR. **.308/.410/.596**

Team leader in runs (35), hits (45) doubles (13), RBI (42) and total bases (87) ... Second in home runs (9) ... Homered vs. Oklahoma State (Feb. 14) at Globe Life Field on Opening Day ... Hit game-tying solo shot in the ninth inning vs. Texas Tech (Feb. 16) at Globe Life Field ... Hit a three-run homer in the home opener against Xavier (Feb. 20) ... Hit for the cycle against Xavier (Feb. 21), becoming the third Razorback in the Dave Van Horn era to accomplish the feat ... Blasted a three-run home run against UT Arlington (Feb. 28) ... Hit a grand slam and finished with five RBI at Missouri State (March 31) ... Doubled and homered at #8 Alabama (April 10) ... In 2025, earned All-SEC honors at first base ... Played in 60 games with 55 starts (30 at first base, 25 at second base) ... Slashed .333/.386/.606 with 15 home runs and 62 RBI in his first season as a Razorback ... Scored 49 runs on the year ... Totaled 77 hits, including 18 doubles ... Drew 19 walks ... 2-for-3 in stolen base attempts ... Recorded 23 multi-hit games and 16 multi-RBI games, including a team-leading three 5+ RBI games ... Had a season-long eight-game hitting streak and 14-game reached base streak.

#42 DAMIAN RUIZ LF R-JR. **.327/.472/.480**

Tied for first in stolen bases (9) ... Had a hit and scored a run in his Razorback debut vs. Oklahoma State (Feb. 13) at Globe Life Field on Opening Day ... Drew a career-high four walks and reached base in all six plate appearances vs. Texas Tech (Feb. 15) at Globe Life Field ... Reached base in 13 consecutive plate appearances vs. Oklahoma State, #10 TCU, Texas Tech and Tarleton State (Feb. 13-16), the longest streak by a Hog in the Dave Van Horn era ... Hit first home run as a Razorback in double midweek series opener against Northern Colorado (March 17) ... Homered in consecutive games at South Carolina (March 20-21) ... Lamar transfer ... 2025 Southland Conference Hitter of the Year ... First Team All-Southland Conference ... Slashed .388/.511/.607 with seven homers and 46 RBI ... Scored 76 runs, breaking the program's single-season record ... Team-leading 83 hits, including a team-high 22 doubles and two triples ... Drew 50 walks ... 14-of-15 in stolen base attempts ... 25 multi-hit games, including six three-hit games ... Broke program's single-season record for longest hitting streak (32 games) and reached base streak (49 games).

#4 MAIKA NIU CF SR. **.265/.327/.439**

Tied for first in steals (9) ... Second in multi-hit games (13) ... Tied for third in RBI (30) ... Tied for fifth in home runs (5) ... Two hits, including a walk-off three-run homer, and four RBI in Razorback debut vs. Oklahoma State (Feb. 13) at Globe Life Field ... Slugged second homer of the year against Arkansas State (Feb. 24) ... Three-run homer against UT Arlington (Feb. 28) ... Hit two homers and matched career high with six RBI at South Carolina (March 20) ... Marshall transfer ... Played in 54 games in 2025 ... Slashed .276/.343/.560 with a team-best 15 homers and 52 RBI ... Team-high 55 runs ... 67 hits with 14 doubles and five triples ... 25 walks ... 14-for-15 in steals ... MVP of Cape Cod Baseball League, slashing .280/.364/.508 with a league-leading eight homers and 23 RBI in 35 games for Falmouth Commodores.

#17 ZACK STEWART RF SR. **.280/.400/.516**

Fourth on the team in home runs (6) ... Swatted his first homer as a Hog in a start against Xavier (Feb. 22) ... Belted second homer against Arkansas State (Feb. 24) ... Hit third home run of the campaign against Oral Roberts (March 3) ... Swatted his fourth home run of the season against #3 Mississippi State (March 13) on SEC Opening Day, finishing the game with two RBI ... Recorded the 200th hit of his collegiate career on a double at South Carolina (March 22) ... Hit 50th homer of collegiate career against Little Rock (April 7) ... Missouri State transfer ... In 2025, played in 51 games with 50 starts ... Slashed .269/.371/.495 with 11 homers and 31 RBI ... 37 runs ... Totaled 48 hits, including eight doubles ... Drew 27 walks ... 2-for-2 in stolen base attempts ... Recorded 12 multi-hit games and eight multi-RBI games ... Became the fourth player in Missouri State history with three double-digit home run seasons.

#25 KUHIO ALOY DH JR. **.281/.346/.446**

Began season on a 15-game hitting streak ... Tied for third on the team in RBI (30) ... Two hits and two RBI vs. Oklahoma State (Feb. 13) at Globe Life Field on Opening Day ... Blasted first homer of the season vs. #10 TCU (Feb. 14) at Globe Life Field ... Walk-off single against Xavier (Feb. 21) ... Three hits at #8 Alabama (April 11) ... In 2025, became 38th All-American in program history, earning honors from the College Baseball Foundation (First Team), ABCA/Rawlings (Second Team) and NCBA (Second Team) ... Semifinalist for the Dick Howser Trophy ... Earned first-team All-SEC honors as DH ... Played in 61 games with 60 starts (59 as DH, one in right field) ... Slashed .317/.404/.539 with 13 homers and a team-high 70 RBI ... Scored 52 runs ... 77 hits, including 15 doubles ... 31 walks ... 20 multi-hit games and a team-leading 19 multi-RBI games ... Season-long 12-game hitting streak and 21-game reached base streak.

THE BENCH

#1 CARSON BRUMBAUGH INF FR.

Has played in 17 games with 15 starts ... One appearance on the mound ... First collegiate hit vs. #10 TCU (Feb. 14) at Globe Life Field ... Two doubles and first collegiate RBI against UT Arlington (March 1) ... Doubled and drove in a run against Stetson (March 6) ... Attended Edmond Santa Fe High School in Edmond, Okla. ... Ranked by Perfect Game as the No. 77 overall prospect and the No. 31 shortstop in the class of 2025 ... Rated the No. 3 overall prospect and the No. 3 shortstop in Oklahoma by Perfect Game ... Father, Cliff, played in the MLB for the Texas Rangers (2001) and Colorado Rockies (2001) ... Brother, Cayden, currently plays at Oklahoma after beginning his collegiate career at Oklahoma State (2022) and Nebraska (2023-25).

#9 ALEXANDER PECK INF FR.

Has played in 11 games with two starts ... Made collegiate debut as a pinch hitter vs. #10 TCU (Feb. 14) at Globe Life Field ... Collected first hit as a pinch hitter against UT Arlington (March 1) ... Made SEC debut at South Carolina (March 20), drawing a walk and scoring a run ... Made first SEC start at first base at #8 Alabama (April 11) ... Attended University School of Nashville in Nashville, Tenn. ... Ranked by Perfect Game as the No. 175 overall prospect and the No. 52 shortstop in the class of 2025 ... Rated the No. 4 overall prospect and the No. 2 shortstop in Tennessee by Perfect Game.

#11 LUKE CORNELISON INF FR.

Has played in one game ... Four appearances on the mound ... Made his collegiate debut as a defensive sub against UT Arlington (Feb. 27) ... Attended Har-Ber High School in Springdale, Ark. ... Ranked by Perfect Game as the No. 261 overall prospect and the No. 18 third baseman in the class of 2025 ... Rated the No. 5 overall prospect and the No. 1 third baseman in Arkansas by Perfect Game.

#12 CARTER RUTENBAR C FR.

Has played in 29 games with 18 starts ... Slashing a team-leading .342/.458/.468 with seven doubles, one home run and eight RBI ... Made collegiate debut and first collegiate start vs. Texas Tech (Feb. 15) at Globe Life Field, collecting his first hit ... Recorded first collegiate RBI against UT Arlington (March 1) ... Doubled and drove in a run against Stetson (March 7) ... Made first start in right against Stetson (March 8) and drew three walks ... Four hits in a start as designated hitter against Stetson (March 9) ... Made his SEC debut in a start at first base against #3 Mississippi State (March 13) on SEC Opening Day ... RBI double in a start as designated hitter against Florida (March 27) ... Recorded consecutive multi-hit games at #18 Auburn (April 2-3) Attended Midlothian Heritage High School in Midlothian, Texas ... Ranked by Perfect Game as the No. 451 overall prospect and the No. 46 catcher in the class of 2025 ... Rated the No. 42 overall prospect and the No. 3 catcher in Texas by Perfect Game.

#16 CHRISTIAN TURNER OF FR.

Has played in 28 games with nine starts ... Slashing .256/.333/.395 with one double, one triple, one homer and seven RBI ... Made collegiate debut vs. Oklahoma State (Feb. 13) at Globe Life Field, walking and scoring a run ... First collegiate start came vs. Texas Tech (Feb. 15) at Globe Life Field ... Recorded first collegiate hit vs. Tarleton State (Feb. 16) ... Made SEC debut as a defensive sub against Mississippi State (March 13) on SEC Opening Day ... Recorded a pinch-hit double against Florida (March 28) ... 3-for-5 with his first career home run and a career-high three RBI in a start at Missouri State (March 31) ... Two RBI at #18 Auburn (April 4) ... RBI at Alabama (April 11) ... Attended Haughton High School in Haughton, La. ... Ranked by Perfect Game as the No. 388 overall prospect and the No. 76 outfielder in the class of 2025 ... Rated the No. 4 overall prospect and the No. 2 outfielder in Louisiana by Perfect Game ... Named to ABCA/Rawlings High School All-America Third Team as a senior in 2025.

#19 CARSON WILLIS C R-FR.

Has played in one game ... Made collegiate debut in a start against Arkansas State (Feb. 24), drawing a walk ... Redshirt season as a true freshman in 2025 ... Attended P27 Academy in Lexington, S.C. ... Ranked by Perfect Game as the No. 412 overall prospect and the No. 45 catcher in the class of 2024 ... Rated the No. 6 overall prospect and the No. 3 catcher in South Carolina by Perfect Game.

#24 LANDON SCHAEFER INF/OF FR.

Has played in six games with one start ... Made collegiate debut as a pinch runner in the second game of the doubleheader against #3 Mississippi State (March 14), recording his first career stolen base and run scored ... Made first collegiate start in double midweek series opener against Northern Colorado (March 17) and drew a pair of walks ... Selected by the Philadelphia Phillies in the 20th round of the 2025 MLB Draft ... Attended Fayetteville High School in Fayetteville, Ark. ... Ranked by Perfect Game as the No. 70 overall prospect and the No. 31 shortstop in the class of 2025 ... Rated the No. 1 overall prospect and the No. 1 shortstop in Arkansas by Perfect Game.

#55 BRENDAN KLEIMAN C GRAD.

Has played in two games ... Eastern Michigan transfer ... In 2025, played in 45 games with 42 starts ... Slashed .289/.385/.367 with two home runs and 26 RBI ... Scored 33 runs ... 48 hits, including seven doubles ... Drew 20 walks and was hit by seven pitches ... Recorded 14 multi-hit games and seven multi-RBI games ... Logged a season-long six-game hitting streak and 11-game reached base streak.



ON THE MOUND

THURSDAY



#32 LHP HUNTER DIETZ

R-SO.

3-2, 3.61 ERA, 47.1 IP, 17 BB, 79 SO

Last Start: April 10, at #8 Alabama, 6.0 IP, 3 H, 2 R, 2 ER, 3 BB, 9 SO

Team leader in quality starts (5), innings pitched (47.1), strikeouts (79) and double-digit strikeout games (3) ... Made his season debut and first collegiate start vs. #10 TCU (Feb. 14) at Globe Life Field in the Shriners Children's College Showdown, striking out five over two innings of work ... Racked up nine strikeouts over four innings in a start against Xavier (Feb. 21) ... Logged his first career quality start against UT Arlington (Feb. 28), firing a career-long seven scoreless innings with eight strikeouts in Arkansas' combined two-hit shutout ... Earned his second win and collected his second consecutive quality start with a career-high 12 strikeouts over six innings of one-run ball (zero earned) against Stetson (March 7) ... Made his first SEC start in the first game of the doubleheader against #3 Mississippi State (March 14), allowing five runs in 4.2 innings while striking out eight ... Logged his third quality win of the season in his SEC start of the year at South Carolina (March 21), fanning a career high-matching 12 batters over 6.2 innings of two-run ball ... Struck out four over four innings of three-run ball in a start against Florida (March 28) ... Carded his fourth quality start of the season in a dominant performance at #18 Auburn (April 3), striking out 11 over seven innings of two-run ball (one earned) to earn his third win of the campaign ... Fanned nine over six innings of two-run ball at #8 Alabama (April 10) to secure his fifth quality start of the season ... In 2025, made two relief appearances on the mound in an injury-plagued season ... Finished his redshirt freshman campaign with two strikeouts in 0.2 innings ... In his season debut at #3 LSU (May 10), struck out two batters in 0.2 innings of relief ... Made his final appearance of the season against #17 Tennessee (May 15) ... In 2024, made two appearances on the mound as a true freshman before suffering a season-ending injury and taking a redshirt season ... Finished with a 0.00 ERA and two strikeouts in 1.0 inning of work over two relief outings ... Collegiate debut came in SEC play against No. 8 LSU (March 30), tossing 0.2 scoreless innings with a strikeout in relief ... Final appearance of the season was in a midweek contest against San Jose State (April 9), punching out one in 0.1 innings on the mound ... Prior to Arkansas, attended Calvary Christian High School in Clearwater, Fla. ... Ranked by Perfect Game as the No. 51 overall prospect and the No. 5 left-handed pitcher in the class of 2023 ... Rated the No. 10 overall prospect and the No. 2 left-handed pitcher in Florida by Perfect Game ... Ranked by Prep Baseball Report as the No. 20 overall prospect and the No. 4 left-handed pitcher in the class of 2023 ... Rated No. 5 overall prospect and the No. 2 left-handed pitcher in Florida by Prep Baseball Report ... Ranked by Baseball America as the No. 46 high school draft prospect and the No. 99 overall draft prospect ... Ranked by MLB Pipeline as the No. 75 overall draft prospect.


PITCHER BREAKDOWN

| | W-L-S | ERA | IP | H | R | ER | BB | SO |
|-----------|---------|------|-------|-----|----|----|----|-----|
| Starters | 10-11-0 | 4.37 | 154.1 | 149 | 86 | 75 | 63 | 188 |
| Relievers | 15-2-6 | 3.68 | 173.2 | 140 | 78 | 71 | 67 | 190 |

THE HOG PEN

| Pitcher | Last App. | ---- Season Totals ---- | | | | | | | | | | | |
|--------------------|-------------|-------------------------|---|---|----|----|----|----|------|--------------|----------|--------------------|--|
| | | IP | H | R | ER | BB | SO | HR | RI/S | RI/S | SV | Ret./1BF (BB) | |
| Tye Briscoe | UF (3/28) | 0.0 | 0 | 0 | 0 | 1 | 0 | 0 | 2/0 | 2/0 | 0 | 1/2 (1) | |
| Mark Brissey | UAPB (4/14) | 2.1 | 1 | 0 | 0 | 1 | 3 | 0 | 1/0 | 1/0 | 1 | 6/10 (1) | |
| Carson Brumbaugh | AUB (4/2) | 1.0 | 1 | 1 | 1 | 1 | 0 | 0 | 0/0 | 0/0 | 0 | 0/1 (1) | |
| Parker Coil | ALA (4/12) | 2.0 | 2 | 0 | 0 | 2 | 2 | 0 | 0/0 | 7/3 | 2 | 14/15 (0) | |
| Luke Cornelison | AUB (4/2) | 1.0 | 1 | 1 | 1 | 0 | 1 | 1 | 0/0 | 0/0 | 0 | 3/4 (1) | |
| James DeCremer | AUB (4/2) | 1.0 | 0 | 0 | 0 | 0 | 0 | 0 | 0/0 | 5/4 | 0 | 3/4 (0) | |
| Cooper Dosssett | UAPB (4/14) | 1.0 | 0 | 1 | 1 | 2 | 1 | 0 | 0/0 | 0/0 | 0 | 6/9 (3) | |
| Steele Eaves | ALA (4/11) | 1.2 | 1 | 1 | 0 | 1 | 3 | 0 | 1/0 | 11/8 | 0 | 9/14 (0) | |
| Colin Fisher | ALA (4/11) | 3.0 | 3 | 2 | 2 | 2 | 1 | 0 | 0/0 | 0/0 | 0 | 0/1 (0) | |
| Gabe Gaekle | ALA (4/12) | 2.0 | 4 | 0 | 0 | 1 | 2 | 0 | 0/0 | 0/0 | 0 | 2/3 (1) | |
| Cole Gibler | AUB (4/4) | 2.0 | 1 | 0 | 0 | 0 | 0 | 0 | 0/0 | 9/5 | 1 | 6/9 (1) | |
| Jackson Kircher | UAPB (4/14) | 0.2 | 0 | 1 | 1 | 3 | 1 | 0 | 0/0 | 5/1 | 0 | 6/10 (2) | |
| Peyton Lee | MOST (3/31) | 0.2 | 1 | 1 | 1 | 0 | 0 | 1 | 0/0 | 0/0 | 0 | 1/1 (0) | |
| Joey Lorenzini | UNC (3/18) | 0.0 | 3 | 4 | 4 | 0 | 0 | 1 | 0/0 | 0/0 | 0 | 0/2 (0) | |
| Jordan Martin | SC (3/20) | 1.0 | 1 | 0 | 0 | 1 | 0 | 0 | 0/0 | 0/0 | 0 | 2/3 (1) | |
| Ethan McElvain | ALA (4/12) | 2.0 | 0 | 0 | 0 | 0 | 3 | 0 | 0/0 | 5/1 | 2 | 8/11 (0) | |
| Tate McGuire | UF (3/29) | 2.1 | 6 | 3 | 3 | 0 | 2 | 2 | 2/2 | 9/4 | 0 | 6/9 (2) | |
| TEAM TOTALS | | | | | | | | | | 54/26 | 6 | 73/108 (15) | |

Bullpen Notes: The Razorback bullpen has combined to allow 26-of-54 (48.1 percent) inherited runners to score ... The Razorback bullpen has combined to retire 73-of-108 (67.6 percent) first batters faced with 15 walks issued ... Opponents are batting a combined .219 against the Razorback bullpen this season ... **LHP Parker Coil** (2) and **LHP Ethan McElvain** (2) lead the Razorback bullpen in saves this season, followed by **RHP Mark Brissey** (1), **LHP Cole Gibler** (1) and **LHP Ethan McElvain** (1) ... Five of Arkansas' six saves this season are of the multi-inning variety ... **RHP Mark Brissey** recorded the first save by a Razorback reliever this season, tossing two scoreless innings with three strikeouts to close out Arkansas' win vs. Tarleton State (Feb. 16) at Globe Life Field in the Amegy Bank College Baseball Series ... **LHP Cole Gibler** recorded his first save of the season in the home opener against Xavier (Feb. 20), firing four innings of one-run ball with five strikeouts ... **LHP Parker Coil** locked down his first save of the season against Arkansas State (Feb. 25), spinning 2.2 scoreless innings with a career-high six strikeouts in the process ... **LHP Ethan McElvain** logged his first save of the season at #18 Auburn (April 3), firing two perfect innings with three strikeouts ... **LHP Parker Coil** nabbed his second save of the year at #8 Alabama (April 10), tossing a scoreless frame with a strikeout to secure Arkansas' series-opening win ... **LHP Ethan McElvain** recorded his second save of the season in the series-sweeping win #8 Alabama (April 12), twirling two perfect innings with three strikeouts.



Parker Coil owns a 1-0 record with a 2.10 ERA, 31 strikeouts and two saves in 25.2 innings in relief this season. The left-hander is holding opposing hitters to a .211 batting average.



Cole Gibler boasts a 3-0 record with a 2.57 ERA, 28 strikeouts and one save in a team-high 28.0 relief innings. The left-hander is limiting opposing hitters to a .186 batting average.



Ethan McElvain is 3-0 with a 1.40 ERA, 30 strikeouts and two saves in 19.1 innings in relief outings on the mound. The left-hander is holding opposing hitters to a .164 batting average.



RECORD RUNDOWN

| | |
|--|-------|
| Overall | 25-13 |
| vs. top-5 teams | 2-1 |
| vs. top-10 teams | 5-2 |
| vs. top-25 teams | 6-4 |
| vs. unranked teams | 18-9 |
| At home | 15-8 |
| On the road | 6-4 |
| At neutral sites | 4-1 |
| In day games | 16-9 |
| In night games | 9-4 |
| In extra innings | 2-1 |
| In white uniforms | 8-2 |
| In cardinal uniforms | 3-3 |
| In cream uniforms | 3-2 |
| In grey uniforms | 6-3 |
| In pinstripe uniforms | 5-2 |
| In throwback uniforms (Norm DeBriyn Night) | 0-1 |
| vs. teams over .500 | 12-9 |
| vs. teams .500 or worse | 12-4 |
| vs. right-handed starter | 20-10 |
| vs. left-handed starter | 5-3 |
| vs. both-handed starter | 0-0 |
| When starter receives decision | 10-11 |
| When reliever receives decision | 15-2 |
| When starter goes 5+ innings | 13-1 |
| When starter goes less than 5 innings | 12-12 |
| When scoring first | 17-5 |
| When scoring in 1st inning | 12-4 |
| When opponent scores first | 8-8 |
| When leading after 6 innings | 19-0 |
| When trailing after 6 innings | 3-13 |
| When tied after 6 innings | 3-0 |
| When leading after 7 innings | 14-1 |
| When trailing after 7 innings | 3-12 |
| When tied after 7 innings | 3-0 |
| When leading after 8 innings | 15-1 |
| When trailing after 8 innings | 1-12 |
| When tied after 8 innings | 1-0 |
| In one-run games | 7-4 |
| In two-run games | 2-1 |
| In five-run or more games | 14-6 |
| In run-rule games | 8-0 |
| Weekend series W-L-T | 5-2-1 |
| Weekend series sweeps/times swept | 2/1 |
| When scoring 10+ runs | 10-1 |
| Shutouts/times shut out | 4-0 |
| When opponent scores 5 runs or less | 22-3 |
| When opponent scores 6 runs or more | 3-10 |
| When collecting 0-3 hits | 0-0 |
| When collecting 4-6 hits | 5-7 |
| When collecting 7-9 hits | 6-1 |
| When collecting 10-12 hits | 5-5 |
| When collecting 13+ hits | 9-0 |
| When out-hitting opponent | 19-2 |
| When out-hit by opponent | 5-11 |
| When hits are equal | 1-0 |
| When hitting a home run | 17-6 |
| When opponent hits a home run | 9-11 |
| When errorless | 7-8 |
| When committing one error | 11-2 |
| When committing 2 errors | 6-3 |
| When committing 3+ errors | 1-0 |
| When opponent is errorless | 5-5 |
| vs. SEC opponents | 8-7 |
| vs. non-conference opponents | 17-6 |
| In midweek games | 8-2 |
| In rubber games | 2-1 |
| Game 1 of weekend series | 5-3 |
| Game 2 of weekend series | 6-2 |
| Game 3 of weekend series | 4-4 |
| Game 4 of weekend series | 0-1 |
| In February | 8-3 |
| In March | 11-8 |
| In April | 6-2 |
| In May | 0-0 |
| In June | 0-0 |

MULTI-HIT GAMES

| Name | 2 | 3 | 4 | 5+ | Total |
|------------------|-----------|-----------|----------|----------|-----------|
| Camden Kozeal | 11 | 2 | 1 | - | 14 |
| Maika Niu | 11 | 2 | - | - | 13 |
| Ryder Helfrick | 10 | 2 | - | - | 12 |
| Kuhio Aloy | 7 | 3 | - | - | 10 |
| Nolan Souza | 8 | 2 | - | - | 10 |
| Damian Ruiz | 8 | 1 | - | - | 9 |
| TJ Pompey | 6 | 2 | - | - | 8 |
| Carter Rutenbar | 7 | - | 1 | - | 8 |
| Zack Stewart | 6 | 1 | - | - | 7 |
| Reese Robinett | 6 | - | - | - | 6 |
| Carson Brumbaugh | 1 | - | - | - | 1 |
| Christian Turner | - | 1 | - | - | 1 |
| TEAM | 81 | 16 | 2 | - | 99 |

CAREER MULTI-HIT GAMES

| Name | '23 | '24 | '25 | '26 | Total |
|------------------|-----|-----|-----|-----|-------|
| Zack Stewart | 19 | 21 | 12 | 7 | 59 |
| Camden Kozeal | - | 12 | 23 | 14 | 49 |
| Maika Niu | 2 | 13 | 20 | 13 | 48 |
| Damian Ruiz | 11 | 2 | 25 | 9 | 47 |
| Kuhio Aloy | - | 12 | 20 | 10 | 42 |
| TJ Pompey | - | 15 | 7 | 8 | 30 |
| Brendan Kleiman | - | 13 | 14 | - | 27 |
| Ryder Helfrick | - | - | 14 | 12 | 26 |
| Nolan Souza | - | 7 | 5 | 10 | 22 |
| Reese Robinett | 1 | - | 3 | 6 | 10 |
| Carter Rutenbar | - | - | - | 8 | 8 |
| Carson Brumbaugh | - | - | - | 1 | 1 |
| Christian Turner | - | - | - | 1 | 1 |

MULTI-RBI GAMES

| Name | 2 | 3 | 4 | 5+ | Total |
|------------------|-----------|-----------|----------|----------|-----------|
| Camden Kozeal | 7 | 4 | 1 | 1 | 13 |
| Ryder Helfrick | 9 | 3 | - | - | 12 |
| Kuhio Aloy | 6 | 1 | 2 | - | 9 |
| Maika Niu | 3 | 2 | 1 | 1 | 7 |
| Nolan Souza | 2 | 3 | - | - | 5 |
| Reese Robinett | 3 | 1 | - | - | 4 |
| TJ Pompey | 2 | - | 1 | 1 | 4 |
| Zack Stewart | 3 | - | - | - | 3 |
| Damian Ruiz | 2 | 1 | - | - | 3 |
| Christian Turner | 1 | 1 | - | - | 2 |
| Carter Rutenbar | - | - | 1 | - | 1 |
| TEAM | 38 | 16 | 6 | 3 | 63 |

HITTING STREAKS

| Name | Longest | Current |
|------------------|---------|---------|
| Kuhio Aloy | 12 | 1 |
| Nolan Souza | 8 | 4 |
| Maika Niu | 7 | 1 |
| Damian Ruiz | 7 | - |
| Camden Kozeal | 7 | 4 |
| Carter Rutenbar | 5 | 1 |
| TJ Pompey | 5 | 5 |
| Reese Robinett | 4 | 1 |
| Zack Stewart | 4 | 3 |
| Ryder Helfrick | 4 | 3 |
| Christian Turner | 2 | - |
| Carson Brumbaugh | 2 | - |
| Alexander Peck | 1 | - |

REACHED BASE STREAKS

| Name | Longest | Current |
|------------------|---------|---------|
| Ryder Helfrick | 26 | 3 |
| Damian Ruiz | 16 | 3 |
| Camden Kozeal | 15 | 5 |
| Carter Rutenbar | 14 | 1 |
| Kuhio Aloy | 13 | 6 |
| Reese Robinett | 11 | 1 |
| Nolan Souza | 9 | 4 |
| Zack Stewart | 9 | 3 |
| TJ Pompey | 7 | 5 |
| Maika Niu | 7 | 1 |
| Christian Turner | 4 | - |
| Carson Brumbaugh | 2 | - |
| Carson Willis | 1 | 1 |
| Landon Schaefer | 1 | - |
| Alexander Peck | 1 | 1 |

CAREER HOME RUNS

| Name | Solo | 2R | 3R | GS | Total |
|------------------|------|----|----|----|-------|
| Zack Stewart | 28 | 12 | 7 | 3 | 50 |
| Ryder Helfrick | 19 | 10 | - | 1 | 30 |
| Maika Niu | 12 | 7 | 11 | - | 30 |
| Camden Kozeal | 12 | 10 | 5 | 2 | 29 |
| Kuhio Aloy | 11 | 9 | 4 | 2 | 26 |
| TJ Pompey | 11 | 6 | 3 | 3 | 23 |
| Damian Ruiz | 9 | 3 | 2 | - | 15 |
| Nolan Souza | 7 | 2 | 3 | 1 | 13 |
| Brendan Kleiman | 3 | 3 | - | - | 6 |
| Reese Robinett | 2 | 1 | 2 | - | 5 |
| Carter Rutenbar | - | - | 1 | - | 1 |
| Christian Turner | - | - | 3 | - | 1 |

HOME RUN BREAKDOWN

| | |
|---|-------|
| Total | 53 |
| at Baum-Walker Stadium | 28 |
| on the Road | 19 |
| Neutral Site | 6 |
| vs. RHP | 42 |
| vs. LHP | 11 |
| w/ 0 Outs | 16 |
| w/ 1 Out | 24 |
| w/ 2 Outs | 13 |
| Solo | 26 |
| Two-Run | 15 |
| Three-Run | 10 |
| Grand Slam | 2 |
| Leadoff | 9 |
| Back-to-Back | 1 |
| Walk-Off (Run-Rule) | 1 (2) |
| Pinch-Hit | 0 |
| Inside-the-Park | 0 |
| Before 7th Inning | 36 |
| 7th Inning and Beyond | 17 |
| Current Streak of Consecutive Games with HR | 0 |
| Longest Streak of Consecutive Games with HR | 5 |
| Opponent HR Total | 40 |
| Last HR Given Up | Solo |
| Current Streak of No HR Allowed | 3 |
| Longest Stretch without HR Allowed | 3 |

COMEBACKS

defined as any win when trailing after an inning

| Date / Opponent | Score (Inn.) | Final |
|------------------------------|--------------|-------------|
| March 14 / vs. #3 MSU [DH-2] | 0-3 (2) | W, 7-3 |
| March 21 / at South Carolina | 1-2 (8) | W, 3-2 (10) |
| March 24 / UCA | 0-2 (3) | W, 15-2 (7) |
| April 3 / at #18 Auburn | 0-2 (5) | W, 3-2 |
| April 10 / at #8 Alabama | 1-3 (7) | W, 7-5 |
| April 12 / at #8 Alabama | 0-2 (5) | W, 3-2 |

BLOWN LEADS

defined as any loss when leading after an inning

| Date / Opponent | Score (Inn.) | Final |
|----------------------------|--------------|---------------|
| Feb. 24 / Arkansas St. | 1-0 (1) | L, 12-4 |
| March 8 / Stetson | 1-0 (3) | L, 4-1 |
| March 28 / Florida | 3-2 (4) | L, 7-4 |
| March 31 / at Missouri St. | 14-12 (7) | L, 15-14 (10) |



TEAM GAME HIGHS

Team Batting

| | | |
|------------------|----|--|
| At bats: | 40 | vs. Texas Tech (Feb. 15 at Arlington, Texas) |
| | 40 | at Missouri State (March 31) |
| Runs scored: | 22 | at South Carolina (March 20) |
| Hits: | 14 | (4 times) |
| RBI: | 21 | at South Carolina (March 20) |
| Doubles: | 5 | vs. Stetson (March 6) |
| | 5 | vs. Northern Colorado (March 17) |
| Triples: | 1 | (4 times) |
| Home runs: | 6 | at South Carolina (March 20) |
| Total bases: | 34 | at South Carolina (March 20) |
| Walks: | 14 | vs. Northern Colorado (March 17) |
| Strikeouts: | 16 | vs. Florida (March 27) |
| Sac hits: | 1 | (4 times) |
| Sac flies: | 2 | vs. Stetson (March 7) |
| | 2 | at Alabama (April 11) |
| | 2 | vs. UAPB (April 14 at N Little Rock, Ark.) |
| Stolen bases: | 5 | vs. Northern Colorado (March 17) |
| | 5 | vs. UAPB (April 14 at N Little Rock, Ark.) |
| Hit by pitch: | 3 | at South Carolina (March 20) |
| | 3 | vs. UAPB (April 14 at N Little Rock, Ark.) |
| Caught stealing: | 1 | (9 times) |
| Runners LOB: | 12 | vs. Northern Colorado (March 17) |
| Hit into DP: | 3 | vs. Arkansas State (Feb. 25) |
| | 3 | vs. Northern Colorado (March 18) |

Fielding

| | | |
|---------------|----|--|
| Putouts: | 33 | vs. Texas Tech (Feb. 15 at Arlington, Texas) |
| Assists: | 15 | vs. Stetson (March 9) |
| | 15 | vs. Florida (March 28) |
| Errors: | 3 | vs. Stetson (March 6) |
| Passed balls: | 1 | (4 times) |
| DPs turned: | 3 | vs. Mississippi State (March 14) |

Pitching

| | | |
|------------------|------|--|
| Innings pitched: | 11.0 | vs. Texas Tech (Feb. 15 at Arlington, Texas) |
| Runs allowed: | 15 | at Missouri State (March 31) |
| Earned runs: | 12 | at Missouri State (March 31) |
| Walks allowed: | 10 | vs. Florida (March 27) |
| Strikeouts: | 16 | at South Carolina (March 21) |
| Hits allowed: | 17 | vs. Florida (March 29) |
| Doubles allowed: | 4 | at Missouri State (March 31) |
| | 4 | at #18 Auburn (April 2) |
| Triples allowed: | 1 | vs. Tarleton State (Feb. 16 at Arlington, Texas) |
| Homers allowed: | 5 | vs. Arkansas State (Feb. 24) |
| Wild pitches: | 3 | vs. Florida (March 27) |
| | 3 | at #18 Auburn (April 2) |
| Hit batters: | 2 | (7 times) |

INDIVIDUAL GAME HIGHS

Individual Batting

| | | |
|------------------|----|---|
| At bats: | 6 | Ryder Helfrick vs. Texas Tech (Feb. 15 at Arlington, Texas) |
| Runs scored: | 4 | Ryder Helfrick vs. Oklahoma State (Feb. 13 at Arlington, Texas) |
| | 4 | Damian Ruiz vs. Northern Colorado (March 17) |
| | 4 | Maika Niu at South Carolina (March 20) |
| Hits: | 4 | Camden Kozeal vs. Xavier (Feb 21) |
| | 4 | Carter Rutenbar vs. Stetson (March 9) |
| RBI: | 6 | Maika Niu at South Carolina (March 20) |
| Doubles: | 2 | (5 times) |
| Triples: | 1 | (4 times) |
| Home runs: | 2 | (4 times) |
| Total bases: | 10 | Camden Kozeal vs. Xavier (Feb. 21) |
| | 10 | Maika Niu at South Carolina (March 20) |
| Walks: | 4 | Damian Ruiz vs. Texas Tech (Feb. 15 at Arlington, Texas) |
| Strikeouts: | 5 | Kuhio Aloy at Missouri State (March 31) |
| Sac hits: | 1 | (4 times) |
| Sac flies: | 1 | (17 times) |
| Stolen bases: | 2 | (5 times) |
| Hit by pitch: | 2 | Nolan Souza vs. UCA (March 24) |
| | 2 | Damian Ruiz vs. UAPB (April 14 at N Little Rock, Ark.) |
| Caught stealing: | 1 | (9 times) |
| Runners LOB: | 5 | Maika Niu vs. Xavier (Feb 21) |
| | 5 | TJ Pompey at South Carolina (March 22) |
| | 5 | Maika Niu at #18 Auburn (April 2) |

Fielding

| | | |
|---------------|----|---|
| Putouts: | 14 | Ryder Helfrick vs. Oklahoma State (Feb. 13 at Arlington, Texas) |
| | 14 | Ryder Helfrick vs. Xavier (Feb. 21) |
| | 14 | Ryder Helfrick at South Carolina (March 21) |
| Assists: | 7 | Camden Kozeal vs. Stetson (March 9) |
| | 7 | Nolan Souza vs. Little Rock (April 7) |
| | 7 | Nolan Souza at Alabama (April 11) |
| Errors: | 2 | Carson Brumbaugh vs. UT Arlington (March 1) |
| | 2 | Carson Brumbaugh vs. Stetson (March 8) |
| | 2 | TJ Pompey at South Carolina (March 22) |
| Passed balls: | 1 | (4 times) |

Pitching

| | | |
|------------------|-----|---|
| Innings pitched: | 8.0 | Colin Fisher vs. Xavier (Feb. 22) |
| Runs allowed: | 6 | Peyton Lee vs. Arkansas State (Feb. 24) |
| Earned runs: | 6 | Peyton Lee vs. Arkansas State (Feb. 24) |
| Walks allowed: | 4 | (4 times) |
| Strikeouts: | 12 | Hunter Dietz vs. Stetson (March 7) |
| | 12 | Hunter Dietz at South Carolina (March 21) |
| Hits allowed: | 8 | Gabe Gaeckle vs. UT Arlington (Feb. 27) |
| | 8 | Gabe Gaeckle vs. #3 Mississippi State (March 13) |
| Doubles allowed: | 3 | Gabe Gaeckle at #18 Auburn (April 2) |
| Triples allowed: | 1 | Peyton Lee vs. Tarleton State (Feb. 16 at Arlington, Texas) |
| Homers allowed: | 2 | (8 times) |
| Wild pitches: | 2 | (4 times) |
| Hit batters: | 2 | Peyton Lee vs. Tarleton State (Feb. 16 at Arlington, Texas) |
| | 2 | Ethan McElvain at #8 Alabama (April 10) |



Camden Kozeal hit for the cycle against Xavier (Feb. 21), becoming the third Razorback to accomplish the feat in the DVH era (Robert Moore vs. UCA in 2021 & Dylan Leach vs. UCA in 2022).

THE LAST TIME AN ARKANSAS PLAYER...

| | |
|--|--|
| 4 hits in a game..... | Carter Rutenbar vs. Stetson, March 9, 2026 |
| 5 hits in a game..... | Peyton Stovall vs. Missouri State, May 1, 2024 |
| 6 hits in a game..... | Jeremy Jackson vs. Northeastern (Okla.), April 16, 1997 |
| Multiple hits in six consecutive games..... | Charles Davalan at #13 Ole Miss, vs. Oral Roberts & vs. South Carolina, March 14-21, 2025 |
| Multiple hits in seven or more consecutive games..... | Kuhio Aloy (7) vs. Grambling, vs. Charlotte, vs. ULM & vs. Portland, Feb. 25-March 7, 2025 |
| 2 hits in an inning..... | Camden Kozeal (1B, 2B) vs. UCA, March 24, 2026 |
| 2 doubles in an inning..... | Harold Coll vs. SEMO (6th), March 21, 2023 |
| 2 extra-base hits in an inning..... | Wehiwa Aloy (2B, 3B) vs. Oral Roberts (4th), March 19, 2025 |
| Reached base twice in an inning..... | TJ Pompey (BB, HR) & Camden Kozeal (1B, 2B) vs. UCA, March 24, 2026 |
| 2 doubles in a game..... | Camden Kozeal vs. Northern Colorado, March 17, 2026 |
| 3 doubles in a game..... | Reese Robinett vs. UAPB, April 15, 2025 |
| 4 doubles in a game..... | Rodney Nye vs. Louisiana Tech, March 31, 1998 |
| 3 consecutive at-bats with a double..... | Hudson White vs. James Madison, Feb. 17-18, 2024 |
| 4 consecutive games with a double..... | Cam Kozeal vs. Missouri & vs. Arkansas State, April 5-8, 2025 |
| Led off a game with a triple..... | Braydon Webb vs. #2 Stanford (College World Series), June 18, 2022 |
| 2 triples in a game..... | Jax Biggers vs. Auburn (SEC Tournament), May 25, 2017 |
| Led off a game with a home run..... | Damian Ruiz vs. Northern Colorado, March 17, 2026 |
| 2 home runs in a game..... | TJ Pompey (GS, Solo) vs. UCA, March 24, 2026 |
| 2 home runs on Opening Day..... | Ryder Helfrick (2R, Solo) vs. Oklahoma State, Feb. 13, 2026 |
| 2 home runs in an SEC Tournament game..... | Peyton Holt (3R, Solo) vs. #2 Kentucky (SEC Tournament), May 23, 2024 |
| 2 home runs in an NCAA Tournament game..... | Logan Maxwell (2R, Solo) vs. Creighton (NCAA Fayetteville Regional), June 1, 2025 |
| 3 home runs in a game..... | Chad Spanberger (Solo, 2R, GS) vs. Auburn (SEC Tournament), May 25, 2017 |
| Grand slam..... | Camden Kozeal at Missouri State, March 31, 2026 |
| Grand slam in consecutive games..... | Cayden Wallace vs. UIC, March 12-13, 2022 |
| Grand slam in an SEC Tournament game..... | Jared Wegner vs. Texas A&M (SEC Tournament), May 24, 2023 |
| Grand slam in an NCAA Tournament game..... | Logan Maxwell vs. #16 Tennessee (NCAA Fayetteville Super Regional), June 8, 2025 |
| HR in consecutive at-bats..... | Ryder Helfrick at #18 Auburn, April 3, 2026 |
| HR in 2 straight games..... | TJ Pompey at #8 Alabama, April 10-11, 2026 |
| HR in 3 straight games..... | Ryder Helfrick at Missouri State & at #18 Auburn, March 31-April 2, 2026 |
| HR in 4 straight games..... | Ryder Helfrick vs. Florida, at Missouri State & at #18 Auburn, March 29-April 3, 2026 |
| HR in 5 straight games..... | Aaron Murphree vs. OSU, South Dakota State & Siena, March 2-8, 2008 |
| HR in 6 straight games..... | Aaron Murphree vs. OSU, South Dakota State & Siena, March 2-9, 2008 |
| Pinch-hit home run..... | Cam Kozeal at Florida, April 26, 2025 |
| Pinch-hit home run in an SEC game..... | Cam Kozeal at Florida, April 26, 2025 |
| Pinch-hit home run in an NCAA Tournament game..... | Charlie Welch vs. #19 Nebraska (NCAA Regional), June 7, 2021 |
| Back-to-back home runs..... | Damian Ruiz (2R) & Camden Kozeal (Solo) at South Carolina, March 20, 2026 |
| Back-to-back-to-back home runs..... | Charles Davalan (2R), Wehiwa Aloy (Solo) & Kuhio Aloy (Solo) at #13 Ole Miss, March 15, 2025 |
| Walk-off home run (non-run rule)..... | TJ Pompey vs. #3 Mississippi State, March 13, 2026 |
| Walk-off home run in an SEC game..... | TJ Pompey vs. #3 Mississippi State, March 13, 2026 |
| Walk-off home run in an SEC Tournament game..... | Kendall Diggs vs. Texas A&M (SEC Tournament), May 24, 2023 |
| Inside-the-park home run..... | Camden Kozeal vs. #17 Ole Miss (SEC Tournament), May 23, 2025 |
| Little League home run..... | Justin Thomas Jr. vs. Little Rock, April 22, 2025 |
| Hit a home run from both sides of the plate in a game..... | Dylan Leach vs. UCA, April 5, 2022 |
| Hit for the cycle..... | Camden Kozeal vs. Xavier, Feb. 21, 2026 |
| 4 runs in a game..... | Maika Niu at South Carolina, March 20, 2026 |
| 5 runs in a game..... | Wehiwa Aloy vs. Portland, March 7, 2025 |
| 6 runs in a game..... | Trevor Ezell vs. Grambling, April 30, 2019 |
| 4 RBI in a game..... | Kuhio Aloy vs. UAPB, April 14, 2026 |
| 5 RBI in a game..... | Camden Kozeal at Missouri State, March 31, 2026 |
| 6 RBI in a game..... | Maika Niu at South Carolina, March 20, 2026 |
| 7 RBI in a game..... | Charles Davalan vs. Missouri [DH-1], April 6, 2024 |
| 8 RBI in a game..... | Brent Iredale vs. Portland, March 7, 2025 |
| 9 RBI in a game (program record)..... | Ryan Lundquist vs. Central Missouri St., March 4, 1997 |
| 2 walks in an inning..... | Zack Stewart at South Carolina, March 20, 2026 |
| 4 walks in a game..... | Damian Ruiz vs. Texas Tech, Feb. 16, 2026 |
| 5 walks in a game (program record)..... | Jared Wegner vs. Louisiana Tech, March 12, 2023 |
| Hit by 2 pitches in an inning..... | Logan Maxwell vs. South Carolina (1st), March 22, 2025 |



THE LAST TIME AN ARKANSAS PLAYER...

| | |
|--|--|
| Reached base in 13 consecutive plate appearances..... | Damian Ruiz vs. Oklahoma State, vs. #10 TCU, vs. Texas Tech, vs. Tarleton State, Feb. 13-16, 2026 |
| Reached base in 35 or more consecutive games..... | Charles Davalan (35) vs. Michigan, vs. Grambling, vs. Charlotte, vs. ULM, vs. Portland, vs. UCA, at #13 Ole Miss, vs. Oral Roberts, vs. South Carolina, vs. Missouri State, at #14 Vanderbilt, vs. Grambling, vs. Missouri, vs. Arkansas State, at #7 Georgia, vs. Texas A&M, Feb. 23-April 18, 2025 |
| 2 stolen bases in a game..... | TJ Pompey & Nolan Souza vs. Northern Colorado, March 17, 2026 |
| 3 stolen bases in a game..... | Nolan Souza vs. Arkansas State, April 8, 2025 |
| 4 stolen bases in a game..... | Logan Forsythe vs. Ole Miss, May 19, 2007 |
| Stole home..... | Bobby Wernes vs. Ole Miss, March 28, 2015 |
| 2 errors in a game..... | TJ Pompey at South Carolina, March 22, 2026 |
| 3 errors in a game..... | Bobby Wernes at LSU, April 12, 2014 |
| 4 errors in a game..... | Chris Shaddy vs. TCU, April 27, 1980 |
| No-hitter (9 innings)..... | Gage Wood vs. Murray State (College World Series), June 16, 2025 |
| Combined no-hitter (9 innings)..... | Nick Schmidt (6.0 IP), Brian McLelland (1.0 IP) & Devin Collis (2.0 IP) vs. Oklahoma State, February 12, 2006 |
| Combined no-hitter (7 innings)..... | Dominic Taccolini (2.0 IP), Matt Cronin (3.0 IP) & Josh Alberius (2.0 IP) vs. Auburn (SEC Tournament), May 25, 2017 |
| 1-hitter (9 innings)..... | Brett Eibner vs. Georgia, April 19, 2009 |
| 1-hitter (8 innings)..... | Colin Fisher vs. Xavier, Feb. 22, 2026 |
| 1-hitter (7 innings)..... | Trevor Stephan at Tennessee, May 6, 2017 |
| Combined 1-hitter (9 innings)..... | James DeCremer (3.2 IP), Steele Eaves (2.2 IP) & Parker Coil (2.2 IP) vs. Arkansas State, Feb. 25, 2026 |
| Combined 1-hitter (7 innings)..... | Colin Fisher (2.0 IP), Tate McGuire (3.0 IP), Dylan Carter (1.0 IP) & Steele Eaves (1.0) vs. Oral Roberts, March 19, 2025 |
| 2-hitter (9 innings)..... | Keaton McKinney vs. Alabama (SEC Tournament), May 2, 2014 |
| 2-hitter (7 innings)..... | Kacey Murphy vs. Florida (SEC Tournament), May 27, 2017 |
| Combined 2-hitter (9 innings)..... | Hunter Dietz (7.0 IP) & Mark Brissey (2.0 IP) vs. UT Arlington, Feb. 28, 2026 |
| Combined 2-hitter (7 innings)..... | Colin Fisher (3.0 IP), Jackson Kicher (0.2 IP), Mark Brissey (2.1 IP) & Cooper Dossett (1.0 IP) vs. UAPB, April 14, 2026 |
| 3-hitter (9 innings)..... | Will McEntire vs. Louisiana Tech, March 11, 2023 |
| Combined 3-hitter (9 innings)..... | Zach Root (7.2 IP), Aiden Jimenez (0.1 IP) & Dylan Carter (1.1 IP) at #14 Vanderbilt, March 28, 2025 |
| Combined 3-hitter (7 innings)..... | Tate McGuire (5.0 IP), Dylan Carter (1.0 IP) & Carson Wiggins (1.0 IP) vs. Little Rock, April 22, 2025 |
| Complete game (10 innings)..... | Dominic Taccolini at #12 Kentucky, April 22, 2016 |
| Complete game (9 innings)..... | Gage Wood vs. Murray State (College World Series), June 16, 2025 |
| Complete game (8 innings)..... | Colin Fisher vs. Xavier, Feb. 22, 2026 |
| Complete game (7 innings)..... | Zach Root vs. South Carolina, March 21, 2025 |
| Complete-game shutout (9 innings)..... | Gage Wood vs. Murray State (College World Series), June 16, 2025 |
| Complete-game shutout (8 innings)..... | Colin Fisher vs. Xavier, Feb. 22, 2026 |
| Complete-game shutout (7 innings)..... | Kacey Murphy vs. Florida (SEC Tournament), May 27, 2017 |
| 10-inning or more start..... | Dominic Taccolini at #12 Kentucky (10 innings), April 22, 2016 |
| Had 10 strikeouts..... | Gabe Gaekle vs. #3 LSU (College World Series), June 14, 2024 |
| Had 11 strikeouts..... | Hunter Dietz at #18 Auburn, April 3, 2026 |
| Had 12 strikeouts..... | Hunter Dietz at South Carolina, March 21, 2026 |
| Had 13 strikeouts..... | Gage Wood vs. Creighton, June 1, 2025 |
| Had 14 strikeouts..... | Hagen Smith at #5 Texas A&M, May 16, 2024 |
| Had 15 strikeouts..... | Nick Schmidt vs. Auburn, May 18, 2006 |
| Had 16 strikeouts..... | David Walling vs. Eastern Illinois, Feb. 20, 1998 |
| Had 17 strikeouts..... | Hagen Smith vs. #7 Oregon State, Feb. 23, 2024 |
| Had 18 strikeouts..... | N/A |
| Had 19 strikeouts (program record)..... | Gage Wood vs. Murray State (College World Series), June 16, 2025 |
| Had 10 or more strikeouts in two consecutive outings..... | Hagen Smith vs. #14 Mississippi State (11) & at #5 Texas A&M (14), May 10-16, 2024 |
| Had 10 or more strikeouts in three consecutive outings..... | Hagen Smith at #8 Kentucky (14), vs. #14 Mississippi State (11) & at #5 Texas A&M (14), May 3-16, 2024 |
| Had 10 or more strikeouts in four consecutive outings..... | Hagen Smith vs. Florida (11), at #8 Kentucky (14), vs. #14 Mississippi State (11) & at #5 Texas A&M (15), April 26-May 16, 2024 |
| Had 10 or more strikeouts in five consecutive outings..... | H. Smith at #20 S Carolina (11), vs. Florida (11), at #8 Kentucky (14), vs. #14 Mississippi St (11) & at #5 Texas A&M (14), April 19-May 16, 2024 |
| Had 12 or more strikeouts in consecutive outings..... | Hagen Smith vs. #7 Oregon State (17) & Murray State (12), Feb. 23-March 1, 2024 |
| Had four strikeouts in an inning..... | Stone Hewlett vs. UCA, March 5, 2024 |
| Threw an immaculate inning (9 pitches, 9 strikes, 3 strikeouts)..... | Parker Coil vs. Charlotte, March 2, 2025 |
| Retired 15 consecutive batters in a game..... | Tate McGuire vs. #10 TCU, Feb. 14, 2026 |
| Retired 20 consecutive batters in a game..... | Colin Fisher vs. Xavier, Feb. 22, 2026 |
| Retired 21 consecutive batters in game..... | Gage Wood vs. Murray State (College World Series), June 16, 2025 |
| Consecutive starts of seven or more innings..... | Zach Root vs. South Carolina (7.0 IP) & at #14 Vanderbilt (7.2 IP), March 21-28, 2025 |
| Pitched in five consecutive games..... | Stone Hewlett at #23 Auburn, vs. Little Rock & vs. #8 LSU, March 22-29, 2024 |

THE LAST TIME AN ARKANSAS TEAM...

| | |
|---|--|
| Scored 10 runs | vs. Oral Roberts, March 3, 2026 |
| Scored 11 runs | vs. UT Arlington, March 1, 2026 |
| Scored 12 runs | vs. UAPB, April 14, 2026 |
| Scored 13 runs | vs. Northern Colorado, March 17, 2026 |
| Scored 14 runs | at Missouri State, March 31, 2026 |
| Scored 15 runs | at #8 Alabama, April 11, 2026 |
| Scored 16 runs | vs. Missouri [DH-2], April 6, 2025 |
| Scored 17 runs | vs. SEMO (NCAA Regional), May 31, 2024 |
| Scored 18 runs | vs. McNeese, March 10, 2024 |
| Scored 19 runs | vs. Northwestern State, April 23, 2019 |
| Scored 20 runs | vs. Portland, March 7, 2025 |
| Scored 21 runs | vs. Missouri, April 5, 2025 |
| Scored 22 runs | at South Carolina, March 20, 2026 |
| Scored 23 runs | Never |
| Scored 24 runs | Missouri Southern, Feb. 11, 1998 |
| Scored 25 runs | Missouri Southern, Feb. 4, 2001 |
| Scored 26 runs | vs. UAPB, April 14, 2021 |
| Scored 27 runs | Never |
| Scored 28 runs | vs. Wisconsin-Milwaukee (DH-2), Feb. 18, 2007 |
| Scored 29 runs | Morningside, April 6, 1968 |
| Scored 30 runs | at South Carolina, March 30, 1997 |
| Scored 31 runs | Never |
| Scored 32 runs | vs. Bucknell, Feb. 17, 2018 |
| Scored 33 runs | vs. Southwest Baptist, March 21, 1984 |
| Scored 20 or more runs against an SEC opponent | at South Carolina (22), March 20, 2026 |
| Scored 30 or more runs against an SEC opponent | at South Carolina (30), March 30, 1997 |
| Scored 50 or more runs in an SEC weekend series | vs. Missouri (51), April 5-6, 2025 |
| Scored 4 runs in an inning | at Missouri State (3rd & 7th), March 31, 2026 |
| Scored 5 runs in an inning | at #8 Alabama (8th & 9th), April 11, 2026 |
| Scored 6 runs in an inning | at #8 Alabama (8th), April 10, 2026 |
| Scored 7 runs in an inning | at #7 Georgia (9th), April 11, 2025 |
| Scored 8 runs in an inning | at South Carolina (4th), March 20, 2026 |
| Scored 9 runs in an inning | vs. Arkansas State (3rd), April 2, 2024 |
| Scored 10 runs in an inning | vs. UCA (5th), March 24, 2026 |
| Scored 11 runs in an inning | vs. UAPB (5th), April 14, 2021 |
| Scored 12 runs in an inning | vs. Oral Roberts (4th), March 19, 2025 |
| Scored 13 runs in an inning | Never |
| Scored 14 runs in an inning | vs. Saint Louis (1st), April 7, 2010 |
| Had 10 hits | at #18 Auburn, April 2, 2026 |
| Had 11 hits | vs. Northern Colorado, March 18, 2026 |
| Had 12 hits | at Missouri State, March 31, 2026 |
| Had 13 hits | vs. UAPB, April 14, 2026 |
| Had 14 hits | at #8 Alabama, April 11, 2026 |
| Had 15 hits | vs. #17 Tennessee, May 15, 2025 |
| Had 16 hits | vs. Missouri [DH-1], April 6, 2025 |
| Had 17 hits | vs. #16 NC State (NCAA Super Regional), June 11, 2021 |
| Had 18 hits | vs. UAPB, April 15, 2025 |
| Had 19 hits | vs. UCA, April 5, 2022 |
| Had 20 hits | vs. Grambling, Feb. 27, 2024 |
| Had 21 hits | vs. #2 Stanford (College World Series), June 18, 2022 |
| Had 22 hits | at #6 Vanderbilt, April 14, 2019 |
| Had 23 hits | Centenary, March 31, 1999 |
| Had 24 hits | Georgia, March 17, 2001 |
| Had 25 hits | at Centenary, March 23, 2005 |
| Had 26-29 hits | 28 at South Carolina, March 30, 1997 |
| Had 30 hits | vs. Saint Louis, April 7, 2010 |
| Had 31+ hits | 32 vs. Southwest Baptist, March 21, 1984 |
| Hit four home runs in a game | 4 - Ryder Helfrick (1), Camden Kozeal (1), Nolan Souza (1) & Christian Turner (1) at Missouri State, March 31, 2026 |
| Hit five home runs in a game | 5 - Wehiwa Aloy (2), Ryder Helfrick (2) & Cam Kozeal (1) vs. Creighton (NCAA Regional), May 31, 2025 |
| Hit six home runs in a game | 6 - Maika Niu (2), Kuhio Aloy (1), Camden Kozeal (1), TJ Pompey (1) & Damian Ruiz (1) at South Carolina, March 20, 2026 |
| Hit seven home runs in a game | 7 - Robert Moore (2), Jalen Battles (1), Chris Lanzilli (1), Michael Turner (1), Brady Slavens (1) & Cayden Wallace (1) vs. Oklahoma State (NCAA Regional), June 4, 2022 |
| Hit eight or more home runs in a game | 8 - Matt Goodheart (2), Brady Slavens (2), Cullen Smith (2) & Charlie Welch (2) vs. UAPB, April 14, 2021 |
| Hit two grand slams in a game | vs. Grambling, Feb. 27, 2024 |
| Hit a grand slam in two consecutive games | vs. South Carolina & vs. Missouri State, March 23-25, 2025 |
| Hit a grand slam in three consecutive games | vs. UIC & vs. Grambling, March 12-15, 2022 |



THE LAST TIME AN ARKANSAS TEAM...

| | |
|--|--|
| Had brothers hit home runs in the same game..... | Wehiwa Aloy (2nd) & Kuhio Aloy (3rd) vs. UAPB, April 15, 2025 |
| Had brothers hit back-to-back home runs..... | Wehiwa Aloy (Solo) & Kuhio Aloy (Solo) at #13 Ole Miss, March 15, 2025 |
| Had 10 consecutive batters reach base safely in an inning..... | vs. UCA, March 24, 2026 |
| 3 errors in a game..... | vs. Stetson, March 6, 2026 |
| 4 errors in a game..... | vs. Michigan, Feb. 25, 2024 |
| 5 errors in a game..... | vs. South Carolina (SEC Tournament), May 23, 2018 |
| 6 errors in a game..... | vs. Eastern Illinois, March 5, 2016 |
| 7 errors in a game..... | vs. LA Tech, March 20, 2001 |
| Overcame a seven-run deficit to win..... | vs. Texas Tech, April 16, 2024 |
| Overcame an eight-run deficit to win..... | vs. Charlotte, Feb. 28, 2025 |
| Overcame a nine-run deficit to win..... | at Louisiana Tech, March 1, 2017 |
| Four consecutive run-rule wins..... | vs. ULM & Portland, March 4-8, 2025 |
| Shut out an opponent at home..... | vs. Little Rock, April 7, 2026 |
| Shut out an opponent on the road..... | at Florida, April 26, 2025 |
| Shut out an opponent at a neutral site..... | vs. Murray State (College World Series), June 16, 2025 |
| Shut out an SEC opponent at home..... | vs. #1 Texas, May 1, 2025 |
| Shut out an SEC opponent on the road..... | at Florida, April 26, 2025 |
| Shut out by an SEC opponent at home..... | vs. #24 Vanderbilt, May 15, 2022 |
| Shut out by an SEC opponent on the road..... | at #5 Texas A&M, May 16, 2024 |
| Threw consecutive shutouts..... | vs. Little Rock (10-0 [7 inn.], 4-0 [9 inn.]), April 22-23, 2025 |
| Threw consecutive seven-inning shutouts..... | vs. UAPB [DH-1 & DH-2] (15-0, 6-0), April 12, 2022 |
| Threw consecutive nine-inning shutouts..... | vs. Missouri (8-0, 6-0), March 15-16, 2024 |
| Threw consecutive seven-inning shutouts against an SEC opponent..... | vs. South Carolina (2-0, 3-0) April 14, 2018 |
| Threw-back-to-back nine-inning shutouts against an SEC opponent..... | vs. Missouri (8-0, 6-0), March 15-16, 2024 |
| Most consecutive shutouts thrown..... | 4, vs. Wisconsin, March 15-16, 1980 |
| Struck out 20 or more opposing batters..... | vs. Creighton (20), June 1, 2025 |
| Struck out 23 opposing batters..... | vs. #7 Oregon State (23), Feb. 23, 2024 |
| Struck out 25 opposing batters (program record)..... | vs. Oklahoma State (25), Feb. 24, 2024 |
| Struck out 10-plus opposing batters in 10 consecutive games..... | vs. #7 Oregon State, Oklahoma State, Michigan, Grambling, Murray State, UCA & McNeese, Feb. 23-March 9, 2024 |
| Struck out 20-plus opposing batters in back-to-back games..... | vs. #7 Oregon State & Oklahoma State, Feb. 23-24, 2024 |
| Had starting pitchers record double-digit strikeouts in three consecutive games..... | Hagen Smith (12), Brady Tygart (10) & Mason Molina (10) vs. Murray State, March 1-3, 2024 |
| Was shut out..... | at #5 Texas A&M (1-0), May 16, 2024 |
| Was shut out in back-to-back games..... | vs. LSU (7-0, 6-0), April 23-24, 2005 |
| Held to 1 hit..... | vs. Missouri State, May 17, 2016 |
| Held to 2 hits..... | vs. #24 Vanderbilt, May 15, 2022 |
| Held to 3 hits..... | vs. #22 TCU, Feb. 22, 2025 |
| Did not strikeout..... | vs. Eastern Illinois, Feb. 16, 2019 |
| Won an SEC home weekend series..... | vs. #3 Mississippi State, March 13-14, 2026 |
| Won an SEC road weekend series..... | at #8 Alabama, April 10-12, 2026 |
| Lost an SEC home weekend series..... | vs. Florida, March 27-29, 2026 |
| Lost an SEC road weekend series..... | at #18 Auburn, April 2-4, 2026 |
| Swept an SEC home weekend series..... | vs. #1 Texas, May 1-3, 2025 |
| Swept an SEC road weekend series..... | at #8 Alabama, April 10-12, 2026 |
| Was swept in an SEC home weekend series..... | vs. Florida, March 27-29, 2026 |
| Was swept in an SEC road weekend series..... | at Georgia, April 20-22, 2023 |
| Won a non-conference home weekend series..... | vs. UT Arlington, Feb. 27-March 1, 2026 |
| Won a non-conference road weekend series..... | at Louisiana Tech, March 12-14, 2021 |
| Lost a non-conference home weekend series..... | vs. South Alabama, Feb. 28-March 1, 2014 |
| Lost a non-conference road weekend series..... | at Texas A&M, Feb. 27-29, 2004 |
| Tied a non-conference home weekend series..... | vs. Stetson, March 6-9, 2026 |
| Swept a non-conference home weekend series..... | vs. Xavier, Feb. 20-22, 2026 |
| Swept a non-conference road weekend series..... | at Northwestern State, Feb. 16-18, 1996 |
| Was swept in a non-conference home weekend series..... | vs. Long Beach State, Feb. 25-27, 2000 |
| Was swept in a non-conference road weekend series..... | at UNLV, March 19-21, 1994 |
| Lost a midweek game..... | at Missouri State, March 31, 2026 |
| Swept a double midweek series..... | vs. Northern Colorado, March 17-18, 2026 |
| Was swept in a double midweek series..... | vs. Gonzaga, March 10-11, 2015 |



HOME RUN CHART

| No. | Player | Game | Date | Opponent | Pitcher | On Base | Inning | Outs | Count | Score | Final |
|-----|-----------------------|------|----------|----------------------|---------------------------|---------|--------|------|-------|-------|---------------|
| 1 | Ryder Helfrick (1) | 1 | Feb. 13 | vs. Oklahoma State | LHP Hudson Barrett | 1 | 1 | 0 | 0-0 | 0-0 | W, 12-2 (8) |
| 2 | Ryder Helfrick (2) | 1 | Feb. 13 | vs. Oklahoma State | LHP Hudson Barrett | 0 | 3 | 1 | 2-2 | 2-0 | W, 12-2 (8) |
| 3 | Camden Kozeal (1) | 1 | Feb. 13 | vs. Oklahoma State | LHP Drew Blake | 1 | 7 | 0 | 3-2 | 3-2 | W, 12-2 (8) |
| 4 | Maika Niu (1) ! | 1 | Feb. 13 | vs. Oklahoma State | RHP Parker Jennings | 2 | 8 | 2 | 3-1 | 9-2 | W, 12-2 (8) |
| 5 | Kuhio Aloy (1) * | 2 | Feb. 14 | vs. #10 TCU | RHP Zack James | 0 | 7 | 0 | 0-1 | 3-5 | L, 5-4 |
| 6 | Camden Kozeal (2) | 3 | Feb. 15 | vs. Texas Tech | RHP Will Jordan | 0 | 9 | 1 | 0-2 | 4-5 | W, 6-5 (11) |
| 7 | Camden Kozeal (3) | 5 | Feb. 20 | Xavier | RHP Ryan Piech | 2 | 1 | 1 | 1-1 | 0-0 | W, 5-2 |
| 8 | Camden Kozeal (4) | 6 | Feb. 21 | Xavier | RHP Jack Nobe | 1 | 1 | 2 | 2-1 | 0-0 | W, 7-6 |
| 9 | Ryder Helfrick (3) | 6 | Feb. 21 | Xavier | RHP Jack Nobe | 0 | 5 | 1 | 0-0 | 3-4 | W, 7-6 |
| 10 | Kuhio Aloy (2) | 6 | Feb. 21 | Xavier | RHP Karter Muck | 0 | 5 | 2 | 1-1 | 4-4 | W, 7-6 |
| 11 | Zack Stewart (1) * | 7 | Feb. 22 | Xavier | RHP Jack DeTienne | 0 | 2 | 0 | 3-2 | 3-0 | W, 11-0 (8) |
| 12 | Ryder Helfrick (4) | 7 | Feb. 22 | Xavier | RHP Jack DeTienne | 1 | 4 | 1 | 1-0 | 5-0 | W, 11-0 (8) |
| 13 | Kuhio Aloy (3) ! | 7 | Feb. 22 | Xavier | RHP Asher DeLeo | 2 | 8 | 2 | 1-1 | 8-0 | W, 11-0 (8) |
| 14 | Maika Niu (2) * | 8 | Feb. 24 | Arkansas State | RHP Andrew Allen | 0 | 1 | 0 | 3-2 | 0-0 | L, 12-4 |
| 15 | Zack Stewart (2) | 8 | Feb. 24 | Arkansas State | RHP Brett Foss | 0 | 4 | 2 | 2-1 | 2-8 | L, 12-4 |
| 16 | Maika Niu (3) | 11 | Feb. 28 | UT Arlington | RHP Nick Perry | 2 | 3 | 1 | 0-1 | 3-0 | W, 9-0 |
| 17 | Camden Kozeal (5) | 11 | Feb. 28 | UT Arlington | RHP Landon Murphy | 2 | 8 | 2 | 1-1 | 6-0 | W, 9-0 |
| 18 | Zack Stewart (3) | 12 | March 1 | UT Arlington | RHP Zach Evans | 0 | 2 | 1 | 1-2 | 0-0 | W, 11-1 (7) |
| 19 | Camden Kozeal (6) | 12 | March 1 | UT Arlington | RHP Zach Evans | 1 | 3 | 1 | 2-1 | 1-0 | W, 11-1 (7) |
| 20 | Ryder Helfrick (5) | 12 | March 1 | UT Arlington | RHP Jacob Gabler | 1 | 6 | 2 | 0-0 | 7-1 | W, 11-1 (7) |
| 21 | TJ Pompey (1) * | 13 | March 3 | Oral Roberts | RHP Will Yeary | 0 | 4 | 0 | 2-2 | 4-1 | W, 10-2 |
| 22 | Reese Robinett (1) | 17 | March 9 | Stetson | RHP Dallis Moran | 1 | 2 | 1 | 1-1 | 0-4 | L, 6-4 |
| 23 | Zack Stewart (4) | 18 | March 13 | #3 Mississippi State | RHP Ryan McPherson | 0 | 6 | 1 | 3-2 | 3-2 | W, 5-4 |
| 24 | TJ Pompey (2) * ! | 18 | March 13 | #3 Mississippi State | LHP Maddox Miller | 0 | 9 | 0 | 3-2 | 4-4 | W, 5-4 |
| 25 | Damian Ruiz (1) * | 21 | March 17 | Northern Colorado | RHP Mitch Haythorn | 0 | 1 | 0 | 2-1 | 0-2 | W, 13-2 (8) |
| 26 | TJ Pompey (3) * | 21 | March 17 | Northern Colorado | RHP Jax Pfister | 0 | 7 | 0 | 1-1 | 5-2 | W, 13-2 (8) |
| 27 | Maika Niu (4) | 23 | March 20 | at South Carolina | RHP Josh Gunther | 2 | 1 | 1 | 0-1 | 1-0 | W, 22-6 (7) |
| 28 | Damian Ruiz (2) | 23 | March 20 | at South Carolina | RHP Josh Gunther | 1 | 2 | 1 | 2-1 | 4-0 | W, 22-6 (7) |
| 29 | Camden Kozeal (7) | 23 | March 20 | at South Carolina | RHP Josh Gunther | 0 | 2 | 1 | 2-1 | 6-0 | W, 22-6 (7) |
| 30 | Kuhio Aloy (4) | 23 | March 20 | at South Carolina | RHP Josh Gunther | 1 | 3 | 1 | 1-1 | 7-0 | W, 22-6 (7) |
| 31 | TJ Pompey (4) | 23 | March 20 | at South Carolina | LHP Bryce Navarre | 1 | 5 | 1 | 1-1 | 17-4 | W, 22-6 (7) |
| 32 | Maika Niu (5) * | 23 | March 20 | at South Carolina | LHP Bryce Navarre | 0 | 6 | 0 | 1-1 | 20-4 | W, 22-6 (7) |
| 33 | Damian Ruiz (3) | 24 | March 21 | at South Carolina | RHP Amp Phillips | 0 | 3 | 2 | 2-2 | 0-0 | W, 3-2 (10) |
| 34 | Nolan Souza (1) | 25 | March 22 | at South Carolina | RHP Brandon Stone | 0 | 5 | 1 | 0-0 | 0-5 | L, 9-4 |
| 35 | Ryder Helfrick (6) | 25 | March 22 | at South Carolina | RHP Zach Russell | 1 | 7 | 2 | 0-0 | 2-8 | L, 9-4 |
| 36 | Zack Stewart (5) | 26 | March 24 | UCA | RHP Jacob Pannell | 0 | 4 | 1 | 3-1 | 0-2 | W, 15-2 (7) |
| 37 | TJ Pompey (5) | 26 | March 24 | UCA | RHP Austin Jones | 3 | 5 | 0 | 0-1 | 7-2 | W, 15-2 (7) |
| 38 | Carter Rutenbar (1) | 26 | March 24 | UCA | RHP JB Williams | 2 | 6 | 0 | 1-0 | 11-2 | W, 15-2 (7) |
| 39 | TJ Pompey (6) | 26 | March 24 | UCA | RHP JB Williams | 0 | 6 | 1 | 2-0 | 14-2 | W, 15-2 (7) |
| 40 | Ryder Helfrick (7) | 27 | March 27 | Florida | LHP Ernesto Lugo-Canchola | 1 | 5 | 0 | 1-1 | 0-4 | L, 9-4 |
| 41 | Ryder Helfrick (8) | 29 | March 29 | Florida | RHP Luke McNeillie | 1 | 7 | 2 | 1-2 | 3-6 | L, 7-6 |
| 42 | Kuhio Aloy (5) | 29 | March 29 | Florida | RHP Luke McNeillie | 0 | 8 | 1 | 0-2 | 5-7 | L, 7-6 |
| 43 | Ryder Helfrick (9) | 30 | March 31 | at Missouri State | LHP Max Knight | 0 | 3 | 1 | 2-2 | 1-6 | L, 15-14 (10) |
| 44 | Nolan Souza (2) | 30 | March 31 | at Missouri State | RHP Brock Lucas | 2 | 3 | 2 | 1-0 | 2-6 | L, 15-14 (10) |
| 45 | Christian Turner (1) | 30 | March 31 | at Missouri State | RHP Trent Ash | 2 | 5 | 0 | 3-2 | 7-9 | L, 15-14 (10) |
| 46 | Camden Kozeal (8) | 30 | March 31 | at Missouri State | LHP Tyler Charlton | 3 | 7 | 1 | 1-2 | 10-12 | L, 15-14 (10) |
| 47 | Ryder Helfrick (10) | 31 | April 2 | at #18 Auburn | RHP Andreas Alvarez | 0 | 4 | 1 | 1-1 | 0-0 | L, 10-2 |
| 48 | Ryder Helfrick (11) * | 32 | April 3 | at #18 Auburn | LHP Jake Marciano | 0 | 6 | 0 | 2-1 | 0-2 | W, 3-2 |
| 49 | Ryder Helfrick (12) | 32 | April 3 | at #18 Auburn | RHP Jett Johnston | 1 | 8 | 1 | 2-2 | 1-2 | W, 3-2 |
| 50 | Zack Stewart (6) | 34 | April 7 | Little Rock | RHP Malcolm Brown | 0 | 7 | 2 | 3-2 | 6-0 | W, 7-0 |
| 51 | Camden Kozeal (9) * | 35 | April 10 | at #8 Alabama | LHP Matthew Heiberger | 0 | 8 | 0 | 0-1 | 1-3 | W, 7-5 |
| 52 | TJ Pompey (7) | 35 | April 10 | at #8 Alabama | RHP Hagan Banks | 1 | 8 | 2 | 0-1 | 5-3 | W, 7-5 |
| 53 | TJ Pompey (8) | 36 | April 11 | at #8 Alabama | RHP Austin Morris | 2 | 8 | 1 | 0-1 | 7-4 | W, 15-6 |

* - indicates leadoff home run / ^ - indicates back-to-back home run / ! - indicates walk-off home run / + - indicates pinch-hit home run / & - indicates inside-the-park home run

HOME RUN DATA CHART III



| No. | Player | Game | Date | Opponent | Pitcher | Location | Distance | Launch Angle | Exit Velo |
|-----|----------------------|------|----------|----------------------|---------------------------|----------|-----------------|---------------------|----------------|
| 1 | Ryder Helfrick (1) | 1 | Feb. 13 | vs. Oklahoma State | LHP Hudson Barrett | LC | 428 feet | 28.9 degrees | 111 mph |
| 2 | Ryder Helfrick (2) | 1 | Feb. 13 | vs. Oklahoma State | LHP Hudson Barrett | CF | 432 feet | 28.3 degrees | 109 mph |
| 3 | Camden Kozeal (1) | 1 | Feb. 13 | vs. Oklahoma State | LHP Drew Blake | RC | 412 feet | 31.1 degrees | 109 mph |
| 4 | Maika Niu (1) | 1 | Feb. 13 | vs. Oklahoma State | RHP Parker Jennings | RC | 436 feet | 26.5 degrees | 114 mph |
| 5 | Kuhio Aloy (1) | 2 | Feb. 14 | vs. #10 TCU | RHP Zack James | LC | 448 feet | 25.2 degrees | 111 mph |
| 6 | Camden Kozeal (2) | 3 | Feb. 15 | vs. Texas Tech | RHP Will Jordan | RF | 409 feet | 27.6 degrees | 105 mph |
| 7 | Camden Kozeal (3) | 5 | Feb. 20 | Xavier | RHP Ryan Piech | LC | 378 feet | 24.9 degrees | 107 mph |
| 8 | Camden Kozeal (4) | 6 | Feb. 21 | Xavier | RHP Jack Nobe | RC | 388 feet | 16.6 degrees | 106 mph |
| 9 | Ryder Helfrick (3) | 6 | Feb. 21 | Xavier | RHP Jack Nobe | LC | 395 feet | 14.1 degrees | 108 mph |
| 10 | Kuhio Aloy (2) | 6 | Feb. 21 | Xavier | RHP Karter Muck | LF | 386 feet | 36.1 degrees | 99 mph |
| 11 | Zack Stewart (1) | 7 | Feb. 22 | Xavier | RHP Jack DeTienne | RC | 399 feet | 21.9 degrees | 99 mph |
| 12 | Ryder Helfrick (4) | 7 | Feb. 22 | Xavier | RHP Jack DeTienne | LF | 406 feet | 33.1 degrees | 102 mph |
| 13 | Kuhio Aloy (3) | 7 | Feb. 22 | Xavier | RHP Asher DeLeo | CF | 424 feet | 33.3 degrees | 106 mph |
| 14 | Maika Niu (2) | 8 | Feb. 24 | Arkansas State | RHP Andrew Allen | LF | 407 feet | 36.5 degrees | 106 mph |
| 15 | Zack Stewart (2) | 8 | Feb. 24 | Arkansas State | RHP Brett Foss | RF | 414 feet | 28.7 degrees | 110 mph |
| 16 | Maika Niu (3) | 11 | Feb. 28 | UT Arlington | RHP Nick Perry | LF | 341 feet | 41.7 degrees | 98 mph |
| 17 | Camden Kozeal (5) | 11 | Feb. 28 | UT Arlington | RHP Landon Murphy | RL | 372 feet | 31.9 degrees | 103 mph |
| 18 | Zack Stewart (3) | 12 | March 1 | UT Arlington | RHP Zach Evans | CF | 412 feet | 24.5 degrees | 107 mph |
| 19 | Camden Kozeal (6) | 12 | March 1 | UT Arlington | RHP Zach Evans | CF | 413 feet | 31.1 degrees | 109 mph |
| 20 | Ryder Helfrick (5) | 12 | March 1 | UT Arlington | RHP Jacob Gabler | LF | 389 feet | 26.8 degrees | 105 mph |
| 21 | TJ Pompey (1) | 13 | March 3 | Oral Roberts | RHP Will Yeary | CF | 437 feet | 27.3 degrees | 110 mph |
| 22 | Reese Robinett (1) | 17 | March 9 | Stetson | RHP Dallis Moran | RC | 397 feet | 23.5 degrees | 109 mph |
| 23 | Zack Stewart (4) | 18 | March 13 | #3 Mississippi State | RHP Ryan McPherson | RF | 433 feet | 18.4 degrees | 115 mph |
| 24 | TJ Pompey (2) | 18 | March 13 | #3 Mississippi State | LHP Maddox Miller | RC | 401 feet | 34.1 degrees | 106 mph |
| 25 | Damian Ruiz (1) | 21 | March 17 | Northern Colorado | RHP Mitch Haythorn | LF | 386 feet | 28.5 degrees | 103 mph |
| 26 | TJ Pompey (3) | 21 | March 17 | Northern Colorado | RHP Jax Pfister | LF | 354 feet | 19.1 degrees | 102 mph |
| 27 | Maika Niu (4) | 23 | March 20 | at South Carolina | RHP Josh Gunther | CF | 402 feet | 32.2 degrees | 109 mph |
| 28 | Damian Ruiz (2) | 23 | March 20 | at South Carolina | RHP Josh Gunther | LF | 353 feet | 21.9 degrees | 110 mph |
| 29 | Camden Kozeal (7) | 23 | March 20 | at South Carolina | RHP Josh Gunther | RF | 365 feet | 25.5 degrees | 98 mph |
| 30 | Kuhio Aloy (4) | 23 | March 20 | at South Carolina | RHP Josh Gunther | LC | 450 feet | 23.1 degrees | 110 mph |
| 31 | TJ Pompey (4) | 23 | March 20 | at South Carolina | LHP Bryce Navarre | LF | 388 feet | 38.2 degrees | 105 mph |
| 32 | Maika Niu (5) | 23 | March 20 | at South Carolina | LHP Bryce Navarre | LF | 391 feet | 26.8 degrees | 105 mph |
| 33 | Damian Ruiz (3) | 24 | March 21 | at South Carolina | RHP Amp Phillips | CF | 417 feet | 26.9 degrees | 105 mph |
| 34 | Nolan Souza (1) | 25 | March 22 | at South Carolina | RHP Brandon Stone | LC | 403 feet | 25.9 degrees | 108 mph |
| 35 | Ryder Helfrick (6) | 25 | March 22 | at South Carolina | RHP Zach Russell | LC | 444 feet | 25.6 degrees | 103 mph |
| 36 | Zack Stewart (5) | 26 | March 24 | UCA | RHP Jacob Pannell | RC | 398 feet | 25.3 degrees | 105 mph |
| 37 | TJ Pompey (5) | 26 | March 24 | UCA | RHP Austin Jones | LF | 391 feet | 25.5 degrees | 106 mph |
| 38 | Carter Rutenbar (1) | 26 | March 24 | UCA | RHP JB Williams | RF | 379 feet | 21.8 degrees | 108 mph |
| 39 | TJ Pompey (6) | 26 | March 24 | UCA | RHP JB Williams | CF | 426 feet | 25.1 degrees | 112 mph |
| 40 | Ryder Helfrick (7) | 27 | March 27 | Florida | LHP Ernesto Lugo-Canchola | RC | 390 feet | 35.6 degrees | 100 mph |
| 41 | Ryder Helfrick (8) | 29 | March 29 | Florida | RHP Luke McNeillie | RC | 374 feet | 28.4 degrees | 106 mph |
| 42 | Kuhio Aloy (5) | 29 | March 29 | Florida | RHP Luke McNeillie | LC | 392 feet | 22.1 degrees | 108 mph |
| 43 | Ryder Helfrick (9) | 30 | March 31 | at Missouri State | LHP Max Knight | LF | 430 feet | 28.6 degrees | 104 mph |
| 44 | Nolan Souza (2) | 30 | March 31 | at Missouri State | RHP Brock Lucas | RC | 409 feet | 32.3 degrees | 102 mph |
| 45 | Christian Turner (1) | 30 | March 31 | at Missouri State | RHP Trent Ash | LF | 361 feet | 25.4 degrees | 100 mph |
| 46 | Camden Kozeal (8) | 30 | March 31 | at Missouri State | LHP Tyler Charlton | CF | 432 feet | 27.4 degrees | 109 mph |
| 47 | Ryder Helfrick (10) | 31 | April 2 | at #18 Auburn | RHP Andreas Alvarez | RF | 374 feet | 22.1 degrees | 108 mph |
| 48 | Ryder Helfrick (11) | 32 | April 3 | at #18 Auburn | LHP Jake Marciano | LC | 401 feet | 32.5 degrees | 107 mph |
| 49 | Ryder Helfrick (12) | 32 | April 3 | at #18 Auburn | RHP Jett Johnston | CF | 398 feet | 21.3 degrees | 104 mph |
| 50 | Zack Stewart (6) | 34 | April 7 | Little Rock | RHP Malcolm Brown | LC | 369 feet | 23.9 degrees | 101 mph |
| 51 | Camden Kozeal (9) | 35 | April 10 | at #8 Alabama | LHP Matthew Heiberger | LF | 350 feet | 29.9 degrees | 98 mph |
| 52 | TJ Pompey (7) | 35 | April 10 | at #8 Alabama | RHP Hagan Banks | LF | 383 feet | 31.2 degrees | 104 mph |
| 53 | TJ Pompey (8) | 36 | April 11 | at #8 Alabama | RHP Austin Morris | LF | 360 feet | 35.7 degrees | 94 mph |

LF - left field | LL - left field line | LC - left center field | CF - center field | RC - right center field | RF - right field | RL - right field line



||| TEAM PITCHING GAME-BY-GAME

STARTERS GAME-BY-GAME

| Opponent | W-L | IP | H | R | ER | BB | SO |
|------------------|-----|-----|---|---|----|----|----|
| vs. Oklahoma St. | -- | 4.1 | 4 | 2 | 1 | 1 | 9 |
| vs. #10 TCU | L | 2.0 | 3 | 4 | 4 | 3 | 5 |
| vs. Texas Tech | -- | 5.0 | 1 | 0 | 0 | 2 | 8 |
| vs. Tarleton St. | -- | 4.1 | 4 | 1 | 1 | 1 | 5 |
| Xavier | W | 5.0 | 4 | 1 | 1 | 2 | 7 |
| Xavier | -- | 4.0 | 5 | 4 | 2 | 1 | 9 |
| Xavier | W | 8.0 | 1 | 0 | 0 | 0 | 11 |
| Arkansas St. | L | 2.0 | 6 | 6 | 6 | 0 | 2 |
| Arkansas St. | -- | 3.2 | 1 | 0 | 0 | 0 | 3 |
| UT Arlington | L | 5.1 | 8 | 4 | 4 | 2 | 5 |
| UT Arlington | W | 7.0 | 2 | 0 | 0 | 1 | 8 |
| UT Arlington | W | 6.0 | 5 | 1 | 0 | 1 | 7 |
| Oral Roberts | -- | 2.0 | 5 | 1 | 1 | 1 | 1 |
| Stetson | W | 6.0 | 5 | 0 | 0 | 1 | 6 |
| Stetson | W | 6.0 | 4 | 1 | 0 | 0 | 12 |
| Stetson | L | 4.0 | 6 | 4 | 3 | 0 | 4 |
| Stetson | L | 0.0 | 4 | 4 | 4 | 1 | 0 |
| #3 MSU | -- | 5.2 | 8 | 2 | 2 | 3 | 4 |
| #3 MSU [DH-1] | L | 4.2 | 4 | 5 | 5 | 3 | 8 |
| #3 MSU [DH-2] | -- | 4.2 | 4 | 3 | 3 | 2 | 6 |
| UNC | -- | 2.0 | 2 | 2 | 2 | 2 | 2 |
| UNC | W | 5.0 | 1 | 0 | 0 | 3 | 6 |
| at S Carolina | W | 5.0 | 5 | 4 | 2 | 2 | 7 |
| at S Carolina | -- | 6.2 | 5 | 2 | 2 | 2 | 12 |
| at S Carolina | L | 2.1 | 4 | 3 | 3 | 2 | 2 |
| UCA | -- | 2.0 | 2 | 1 | 1 | 2 | 2 |
| Florida | L | 1.1 | 1 | 3 | 3 | 4 | 0 |
| Florida | -- | 4.0 | 5 | 3 | 3 | 4 | 4 |
| Florida | L | 2.1 | 6 | 3 | 3 | 0 | 2 |
| at Missouri St. | -- | 1.0 | 3 | 4 | 4 | 1 | 2 |
| at #18 Auburn | L | 4.0 | 6 | 4 | 4 | 4 | 3 |
| at #18 Auburn | W | 7.0 | 6 | 2 | 1 | 0 | 11 |
| at #18 Auburn | L | 2.2 | 5 | 5 | 5 | 2 | 1 |
| Little Rock | -- | 3.0 | 2 | 0 | 0 | 1 | 1 |
| at #8 Alabama | -- | 6.0 | 3 | 2 | 2 | 3 | 9 |
| at #8 Alabama | -- | 4.1 | 5 | 3 | 2 | 4 | 2 |
| at #8 Alabama | -- | 3.0 | 3 | 2 | 1 | 2 | 1 |
| vs. UAPB | W | 3.0 | 1 | 0 | 0 | 0 | 1 |

BULLPEN GAME-BY-GAME

| Opponent | W-L | IP | H | R | ER | BB | SO |
|------------------|-----|-----|----|----|----|----|----|
| vs. Oklahoma St. | W | 3.2 | 0 | 0 | 0 | 1 | 6 |
| vs. #10 TCU | -- | 5.0 | 0 | 0 | 0 | 0 | 4 |
| vs. Texas Tech | W | 6.0 | 4 | 5 | 5 | 6 | 5 |
| vs. Tarleton St. | W | 4.2 | 2 | 0 | 0 | 1 | 8 |
| Xavier | -- | 4.0 | 5 | 1 | 1 | 0 | 2 |
| Xavier | W | 5.0 | 4 | 2 | 2 | 0 | 5 |
| Xavier | -- | -- | -- | -- | -- | -- | -- |
| Arkansas St. | -- | 7.0 | 8 | 6 | 5 | 3 | 8 |
| Arkansas St. | W | 5.1 | 0 | 0 | 0 | 3 | 10 |
| UT Arlington | -- | 3.2 | 1 | 0 | 0 | 0 | 5 |
| UT Arlington | -- | 2.0 | 0 | 0 | 0 | 1 | 3 |
| UT Arlington | -- | 1.0 | 0 | 0 | 0 | 0 | 1 |
| Oral Roberts | W | 7.0 | 4 | 1 | 1 | 1 | 10 |
| Stetson | -- | 3.0 | 3 | 1 | 1 | 1 | 5 |
| Stetson | -- | 1.0 | 0 | 0 | 0 | 0 | 1 |
| Stetson | -- | 5.0 | 1 | 0 | 0 | 3 | 5 |
| Stetson | -- | 9.0 | 7 | 2 | 2 | 0 | 5 |
| #3 MSU | W | 3.1 | 3 | 2 | 2 | 2 | 3 |
| #3 MSU [DH-1] | -- | 4.1 | 4 | 2 | 2 | 3 | 3 |
| #3 MSU [DH-2] | W | 4.1 | 2 | 0 | 0 | 1 | 5 |
| UNC | W | 6.0 | 2 | 0 | 0 | 4 | 10 |
| UNC | -- | 4.0 | 4 | 4 | 4 | 1 | 1 |
| at S Carolina | -- | 2.0 | 4 | 2 | 2 | 1 | 2 |
| at S Carolina | W | 3.1 | 2 | 0 | 0 | 1 | 4 |
| at S Carolina | -- | 5.2 | 8 | 6 | 5 | 2 | 7 |
| UCA | W | 5.0 | 3 | 1 | 1 | 0 | 7 |
| Florida | -- | 7.2 | 8 | 6 | 6 | 6 | 9 |
| Florida | L | 5.0 | 5 | 4 | 4 | 4 | 5 |
| Florida | -- | 6.2 | 11 | 4 | 4 | 3 | 10 |
| at Missouri St. | L | 8.0 | 11 | 11 | 8 | 2 | 9 |
| at #18 Auburn | L | 4.0 | 7 | 6 | 5 | 1 | 2 |
| at #18 Auburn | -- | 2.0 | 0 | 0 | 0 | 0 | 3 |
| at #18 Auburn | -- | 5.1 | 6 | 3 | 3 | 1 | 1 |
| Little Rock | W | 6.0 | 5 | 0 | 0 | 0 | 6 |
| at #8 Alabama | W | 3.0 | 4 | 3 | 3 | 2 | 3 |
| at #8 Alabama | W | 4.2 | 4 | 3 | 2 | 3 | 4 |
| at #8 Alabama | W | 6.0 | 6 | 0 | 0 | 3 | 7 |
| vs. UAPB | -- | 4.0 | 1 | 2 | 2 | 6 | 5 |

STARTING PITCHER GAME-BY-GAME

| Date / Opponent | Starting Pitcher |
|----------------------------|--------------------|
| Feb. 13 / vs. Oklahoma St. | RHP Gabe Gaeckle |
| Feb. 14 / vs. #10 TCU | LHP Hunter Dietz |
| Feb. 15 / vs. Texas Tech | LHP Colin Fisher |
| Feb. 16 / vs. Tarleton St. | RHP Peyton Lee |
| Feb. 20 / Xavier | RHP Gabe Gaeckle |
| Feb. 21 / Xavier | LHP Hunter Dietz |
| Feb. 22 / Xavier | LHP Colin Fisher |
| Feb. 24 / Arkansas St. | LHP Peyton Lee |
| Feb. 25 / Arkansas St. | RHP James DeCremer |
| Feb. 27 / UT Arlington | RHP Gabe Gaeckle |
| Feb. 28 / UT Arlington | LHP Hunter Dietz |
| March 1 / UT Arlington | LHP Colin Fisher |
| March 3 / Oral Roberts | RHP James DeCremer |
| March 6 / Stetson | RHP Gabe Gaeckle |
| March 7 / Stetson | LHP Hunter Dietz |
| March 8 / Stetson | LHP Colin Fisher |
| March 9 / Stetson | RHP James DeCremer |
| March 13 / #3 MSU | RHP Gabe Gaeckle |
| March 14 / #3 MSU [DH-1] | LHP Hunter Dietz |
| March 14 / #3 MSU [DH-2] | LHP Colin Fisher |
| March 17 / UNC | RHP Mark Brissey |
| March 18 / UNC | RHP Peyton Lee |
| March 20 / at S Carolina | RHP Gabe Gaeckle |
| March 21 / at S Carolina | LHP Hunter Dietz |
| March 22 / at S Carolina | LHP Colin Fisher |
| March 24 / UCA | RHP Peyton Lee |
| March 27 / Florida | RHP Gabe Gaeckle |
| March 28 / Florida | LHP Hunter Dietz |
| March 29 / Florida | LHP Colin Fisher |
| March 31 / at Missouri St. | RHP Steele Eaves |
| April 2 / at #18 Auburn | RHP Gabe Gaeckle |
| April 3 / at #18 Auburn | LHP Hunter Dietz |
| April 4 / at #18 Auburn | LHP Colin Fisher |
| April 7 / Little Rock | RHP Tate McGuire |
| April 10 / at #8 Alabama | LHP Hunter Dietz |
| April 11 / at #8 Alabama | LHP Cole Gibler |
| April 12 / at #8 Alabama | RHP Tate McGuire |
| April 14 / vs. UAPB | LHP Colin Fisher |



STARTER STATISTICS

| Player | era | w-l | app | gs | cg | sho | sv | ip | h | r | er | bb | so | 2b | 3b | hr | b/avg | wp | hp | bk | sfa | sha |
|-------------------|-------|-------|-----|----|----|-----|----|-------|-----|----|----|----|-----|----|----|----|-------|----|----|----|-----|-----|
| 26 Tate McGuire | 1.50 | 0-0 | 2 | 2 | 0 | 0/1 | 0 | 6.0 | 5 | 2 | 1 | 3 | 2 | 1 | 0 | 0 | .227 | 0 | 0 | 0 | 0 | 0 |
| 32 Hunter Dietz | 3.61 | 3-2 | 9 | 9 | 0 | 0/1 | 0 | 47.1 | 37 | 23 | 19 | 17 | 78 | 7 | 0 | 3 | .208 | 7 | 4 | 0 | 0 | 3 |
| 38 Colin Fisher | 4.03 | 3-4 | 9 | 9 | 1 | 1/0 | 0 | 38.0 | 33 | 19 | 17 | 9 | 42 | 6 | 0 | 3 | .231 | 1 | 4 | 0 | 0 | 0 |
| 29 Cole Gibler | 4.15 | 0-0 | 1 | 1 | 0 | 0/0 | 0 | 4.1 | 5 | 3 | 2 | 4 | 2 | 1 | 0 | 0 | .294 | 0 | 0 | 0 | 0 | 0 |
| 20 Gabe Gaeckle | 4.17 | 3-3 | 8 | 8 | 0 | 0/0 | 0 | 36.2 | 41 | 20 | 17 | 19 | 41 | 8 | 0 | 5 | .285 | 0 | 2 | 0 | 3 | 2 |
| 22 Peyton Lee | 5.40 | 1-1 | 4 | 4 | 0 | 0/0 | 0 | 13.1 | 13 | 8 | 8 | 6 | 15 | 1 | 1 | 2 | .260 | 1 | 3 | 0 | 0 | 0 |
| 40 James DeCremer | 7.94 | 0-1 | 3 | 3 | 0 | 0/1 | 0 | 5.2 | 10 | 5 | 5 | 2 | 4 | 1 | 0 | 1 | .385 | 1 | 0 | 0 | 0 | 0 |
| 14 Mark Brissey | 9.00 | 0-0 | 1 | 1 | 0 | 0/0 | 0 | 2.0 | 2 | 2 | 2 | 2 | 2 | 0 | 0 | 0 | .286 | 0 | 1 | 0 | 0 | 0 |
| 13 Steele Eaves | 36.00 | 0-0 | 1 | 1 | 0 | 0/0 | 0 | 1.0 | 3 | 4 | 4 | 1 | 2 | 1 | 0 | 1 | .500 | 0 | 1 | 0 | 0 | 0 |
| Totals | 4.37 | 10-11 | 38 | 38 | 1 | 4/3 | 0 | 154.1 | 149 | 86 | 75 | 63 | 188 | 26 | 1 | 15 | .251 | 10 | 15 | 0 | 3 | 5 |

TEAM RECORD PER STARTER

| Pitcher (Total Starts) | Record |
|------------------------|--------|
| Hunter Dietz (9) | 6-3 |
| Colin Fisher (9) | 5-4 |
| Gabe Gaeckle (8) | 5-3 |
| Peyton Lee (4) | 3-1 |
| James DeCremer (3) | 2-1 |
| Tate McGuire (2) | 2-0 |
| Mark Brissey (1) | 1-0 |
| Cole Gibler (1) | 1-0 |
| Steele Eaves (1) | 0-1 |

QUALITY STARTS

| Pitcher (Total Starts) | QS | Record |
|------------------------|----|--------|
| Hunter Dietz (9) | 5 | 5-0 |
| Colin Fisher (9) | 2 | 2-0 |
| Gabe Gaeckle (8) | 1 | 1-0 |
| Mark Brissey (1) | 0 | 0-0 |
| James DeCremer (3) | 0 | 0-0 |
| Steele Eaves (1) | 0 | 0-0 |
| Cole Gibler (1) | 0 | 0-0 |
| Peyton Lee (4) | 0 | 0-0 |
| Tate McGuire (2) | 0 | 0-0 |

RUN SUPPORT

| Pitcher (Total Starts) | Runs | Per Start |
|------------------------|------|-----------|
| Cole Gibler (1) | 15 | 15.0 |
| Steele Eaves (1) | 14 | 14.0 |
| Mark Brissey (1) | 13 | 13.0 |
| Peyton Lee (4) | 31 | 7.8 |
| Gabe Gaeckle (8) | 60 | 7.5 |
| Colin Fisher (9) | 61 | 6.8 |
| Hunter Dietz (9) | 52 | 5.8 |
| James DeCremer (3) | 15 | 5.0 |
| Tate McGuire (2) | 10 | 5.0 |

RELIEVER STATISTICS

| Player | era | w-l | app | gs | cg | sho | sv | ip | h | r | er | bb | so | 2b | 3b | hr | b/avg | wp | hp | bk | sfa | sha |
|--------------------|-------|------|-----|----|----|-----|----|-------|-----|-----|-----|-----|-----|----|----|----|-------|----|----|----|-----|-----|
| 28 Jordan Martin | 0.00 | 0-0 | 3 | 0 | 0 | 0/0 | 0 | 3.0 | 4 | 0 | 0 | 2 | 3 | 0 | 0 | 0 | .333 | 0 | 0 | 0 | 0 | 0 |
| 45 Tye Briscoe | 0.00 | 0-0 | 2 | 0 | 0 | 0/0 | 0 | 1.0 | 0 | 0 | 0 | 1 | 3 | 0 | 0 | 0 | .000 | 0 | 0 | 0 | 0 | 0 |
| 33 Ethan McElvain | 1.40 | 3-0 | 11 | 0 | 0 | 0/1 | 2 | 19.1 | 12 | 3 | 3 | 6 | 30 | 1 | 0 | 0 | .164 | 0 | 3 | 0 | 0 | 0 |
| 13 Steele Eaves | 1.85 | 4-1 | 14 | 0 | 0 | 0/2 | 0 | 24.1 | 17 | 6 | 5 | 5 | 20 | 1 | 0 | 4 | .193 | 1 | 3 | 1 | 1 | 1 |
| 36 Parker Coil | 2.10 | 1-0 | 15 | 0 | 0 | 0/2 | 2 | 25.2 | 20 | 9 | 6 | 6 | 31 | 3 | 0 | 5 | .211 | 0 | 0 | 0 | 2 | 2 |
| 20 Gabe Gaeckle | 2.25 | 2-0 | 3 | 0 | 0 | 0/1 | 0 | 4.0 | 6 | 1 | 1 | 3 | 4 | 1 | 0 | 0 | .333 | 1 | 0 | 0 | 0 | 0 |
| 29 Cole Gibler | 2.57 | 3-0 | 9 | 0 | 0 | 0/0 | 1 | 28.0 | 19 | 9 | 8 | 9 | 28 | 2 | 0 | 3 | .186 | 3 | 3 | 0 | 1 | 0 |
| 40 James DeCremer | 3.86 | 0-0 | 4 | 0 | 0 | 0/0 | 0 | 4.2 | 5 | 2 | 2 | 1 | 1 | 2 | 0 | 0 | .313 | 1 | 1 | 1 | 0 | 1 |
| 26 Tate McGuire | 4.43 | 0-0 | 9 | 0 | 0 | 0/0 | 0 | 20.1 | 16 | 10 | 10 | 5 | 19 | 0 | 0 | 4 | .219 | 1 | 1 | 0 | 0 | 0 |
| 11 Luke Cornelison | 4.50 | 0-0 | 4 | 0 | 0 | 0/0 | 0 | 6.0 | 7 | 4 | 3 | 2 | 6 | 0 | 0 | 2 | .280 | 1 | 0 | 0 | 0 | 0 |
| 14 Mark Brissey | 5.84 | 0-0 | 10 | 0 | 0 | 0/1 | 1 | 12.1 | 8 | 8 | 8 | 7 | 18 | 0 | 0 | 1 | .178 | 1 | 2 | 0 | 0 | 0 |
| 15 Jackson Kircher | 6.00 | 1-0 | 10 | 0 | 0 | 0/0 | 0 | 9.0 | 8 | 7 | 6 | 8 | 15 | 1 | 0 | 1 | .235 | 2 | 2 | 0 | 0 | 0 |
| 38 Colin Fisher | 6.00 | 1-0 | 1 | 0 | 0 | 0/0 | 0 | 3.0 | 3 | 2 | 2 | 2 | 1 | 0 | 0 | 0 | .273 | 0 | 0 | 0 | 0 | 0 |
| 48 Cooper Dossett | 8.71 | 0-0 | 9 | 0 | 0 | 0/1 | 0 | 10.1 | 8 | 10 | 10 | 8 | 11 | 2 | 0 | 2 | .216 | 0 | 0 | 1 | 0 | 0 |
| 1 Carson Brumbaugh | 9.00 | 0-0 | 1 | 0 | 0 | 0/0 | 0 | 1.0 | 1 | 1 | 1 | 1 | 0 | 1 | 0 | 0 | .333 | 2 | 0 | 0 | 0 | 0 |
| 22 Peyton Lee | 13.50 | 0-1 | 1 | 0 | 0 | 0/0 | 0 | 0.2 | 1 | 1 | 1 | 0 | 0 | 0 | 0 | 1 | .333 | 0 | 0 | 0 | 0 | 0 |
| 34 Joey Lorenzini | 45.00 | 0-0 | 2 | 0 | 0 | 0/0 | 0 | 1.0 | 5 | 5 | 5 | 1 | 0 | 0 | 0 | 2 | .625 | 0 | 1 | 1 | 0 | 0 |
| Totals | 3.68 | 15-2 | 38 | 0 | 0 | 4/3 | 6 | 173.2 | 140 | 78 | 71 | 67 | 190 | 14 | 0 | 25 | .217 | 13 | 16 | 4 | 4 | 4 |
| Opponents | 7.64 | 6-11 | 38 | 0 | 0 | 0/0 | 10 | 165.0 | 197 | 160 | 140 | 103 | 180 | 50 | 2 | 30 | .294 | 28 | 15 | 3 | 14 | 1 |



||| GAME-BY-GAME BATTING ORDER

RECORD: 25-13 • HOME: 15-8 • AWAY: 6-4 • NEUTRAL: 4-1 • SEC: 8-7

| Date | Opponent | 1 | 2 | 3 | 4 | 5 | 6 | 7 | 8 | 9 |
|----------|-----------------------------|----------|----------|----------|----------|----------|----------|----------|-----------|-----------|
| Feb. 13 | vs. Oklahoma State | Souza | Helfrick | Kozeal | Niu | Aloy | Robinett | Pompey | Brumbaugh | Ruiz |
| Feb. 14 | vs. #10 TCU | Souza | Helfrick | Kozeal | Niu | Aloy | Robinett | Pompey | Brumbaugh | Ruiz |
| Feb. 15 | vs. Texas Tech | Ruiz | Helfrick | Niu | Kozeal | Peck | Rutenbar | Pompey | Brumbaugh | Turner |
| Feb. 16 | vs. Tarleton State | Ruiz | Helfrick | Kozeal | Niu | Robinett | Souza | Pompey | Stewart | Brumbaugh |
| Feb. 20 | Xavier | Ruiz | Souza | Helfrick | Kozeal | Aloy | Robinett | Niu | Pompey | Brumbaugh |
| Feb. 21 | Xavier | Ruiz | Souza | Helfrick | Kozeal | Aloy | Robinett | Niu | Pompey | Brumbaugh |
| Feb. 22 | Xavier | Niu | Souza | Helfrick | Kozeal | Aloy | Robinett | Pompey | Stewart | Brumbaugh |
| Feb. 24 | Arkansas State | Niu | Souza | Helfrick | Kozeal | Aloy | Robinett | Pompey | Stewart | Willis |
| Feb. 25 | Arkansas State | Niu | Helfrick | Robinett | Aloy | Souza | Stewart | Pompey | Turner | Brumbaugh |
| Feb. 27 | UT Arlington | Ruiz | Helfrick | Kozeal | Aloy | Robinett | Niu | Souza | Pompey | Brumbaugh |
| Feb. 28 | UT Arlington | Ruiz | Kozeal | Helfrick | Aloy | Robinett | Stewart | Niu | Souza | Brumbaugh |
| March 1 | UT Arlington | Ruiz | Kozeal | Helfrick | Aloy | Robinett | Stewart | Niu | Souza | Brumbaugh |
| March 3 | Oral Roberts | Ruiz | Helfrick | Kozeal | Aloy | Robinett | Niu | Stewart | Brumbaugh | Pompey |
| March 6 | Stetson | Ruiz | Helfrick | Kozeal | Aloy | Stewart | Niu | Robinett | Pompey | Brumbaugh |
| March 7 | Stetson | Ruiz | Kozeal | Helfrick | Stewart | Aloy | Robinett | Niu | Souza | Pompey |
| March 8 | Stetson | Ruiz | Helfrick | Kozeal | Aloy | Robinett | Niu | Souza | Rutenbar | Brumbaugh |
| March 9 | Stetson | Ruiz | Kozeal | Helfrick | Rutenbar | Aloy | Robinett | Niu | Souza | Pompey |
| March 13 | #3 Mississippi State | Ruiz | Kozeal | Helfrick | Stewart | Niu | Rutenbar | Aloy | Robinett | Souza |
| March 14 | #3 Mississippi State [DH-1] | Ruiz | Kozeal | Helfrick | Niu | Stewart | Aloy | Robinett | Pompey | Souza |
| March 14 | #3 Mississippi State [DH-2] | Ruiz | Kozeal | Helfrick | Stewart | Aloy | Niu | Robinett | Pompey | Souza |
| March 17 | Northern Colorado | Ruiz | Kozeal | Helfrick | Stewart | Niu | Rutenbar | Pompey | Souza | Schaefer |
| March 18 | Northern Colorado | Ruiz | Kozeal | Aloy | Stewart | Rutenbar | Pompey | Robinett | Brumbaugh | Turner |
| March 20 | at South Carolina | Ruiz | Kozeal | Helfrick | Stewart | Niu | Robinett | Aloy | Pompey | Souza |
| March 21 | at South Carolina | Ruiz | Kozeal | Helfrick | Stewart | Niu | Robinett | Aloy | Pompey | Souza |
| March 22 | at South Carolina | Ruiz | Kozeal | Helfrick | Stewart | Niu | Robinett | Aloy | Pompey | Souza |
| March 24 | UCA | Ruiz | Kozeal | Helfrick | Stewart | Niu | Souza | Aloy | Robinett | Pompey |
| March 27 | Florida | Ruiz | Kozeal | Helfrick | Stewart | Souza | Niu | Rutenbar | Robinett | Pompey |
| March 28 | Florida | Ruiz | Kozeal | Helfrick | Stewart | Niu | Souza | Robinett | Aloy | Rutenbar |
| March 29 | Florida | Rutenbar | Helfrick | Kozeal | Stewart | Aloy | Souza | Robinett | Ruiz | Turner |
| March 31 | at Missouri State | Rutenbar | Kozeal | Helfrick | Stewart | Robinett | Aloy | Souza | Pompey | Turner |
| April 2 | at #18 Auburn | Rutenbar | Souza | Kozeal | Helfrick | Stewart | Robinett | Turner | Niu | Pompey |
| April 3 | at #18 Auburn | Souza | Helfrick | Kozeal | Rutenbar | Niu | Robinett | Stewart | Aloy | Turner |
| April 4 | at #18 Auburn | Souza | Helfrick | Kozeal | Rutenbar | Niu | Robinett | Stewart | Aloy | Turner |
| April 7 | Little Rock | Rutenbar | Helfrick | Kozeal | Niu | Souza | Aloy | Stewart | Pompey | Robinett |
| April 10 | at #8 Alabama | Rutenbar | Kozeal | Helfrick | Souza | Stewart | Robinett | Aloy | Turner | Pompey |
| April 11 | at #8 Alabama | Rutenbar | Helfrick | Niu | Kozeal | Ruiz | Aloy | Peck | Souza | Pompey |
| April 12 | at #8 Alabama | Rutenbar | Helfrick | Niu | Kozeal | Ruiz | Aloy | Souza | Pompey | Robinett |
| April 14 | vs. UAPB | Rutenbar | Helfrick | Kozeal | Ruiz | Souza | Niu | Stewart | Aloy | Pompey |

GAME-BY-GAME DEFENSIVE LINEUP |||



RECORD: 25-13 • HOME: 15-8 • AWAY: 6-4 • NEUTRAL: 4-1 • SEC: 8-7

| Date | Opponent | C | 1B | 2B | 3B | SS | LF | CF | RF | DH | SP |
|----------|-----------------------------|----------|----------|--------|----------|-----------|----------|--------|----------|----------|----------|
| Feb. 13 | vs. Oklahoma State | Helfrick | Robinett | Kozeal | Pompey | Brumbaugh | Ruiz | Niu | Aloy | Souza | Gaeckle |
| Feb. 14 | vs. #10 TCU | Helfrick | Robinett | Kozeal | Pompey | Brumbaugh | Ruiz | Niu | Aloy | Souza | Dietz |
| Feb. 15 | vs. Texas Tech | Helfrick | Peck | Kozeal | Pompey | Brumbaugh | Ruiz | Niu | Turner | Rutenbar | Fisher |
| Feb. 16 | vs. Tarleton State | Helfrick | Robinett | Kozeal | Pompey | Brumbaugh | Ruiz | Niu | Stewart | Souza | Lee |
| Feb. 20 | Xavier | Helfrick | Robinett | Kozeal | Pompey | Brumbaugh | Ruiz | Niu | Aloy | Souza | Gaeckle |
| Feb. 21 | Xavier | Helfrick | Robinett | Kozeal | Pompey | Brumbaugh | Ruiz | Niu | Aloy | Souza | Dietz |
| Feb. 22 | Xavier | Helfrick | Robinett | Kozeal | Pompey | Brumbaugh | Stewart | Niu | Aloy | Souza | Fisher |
| Feb. 24 | Arkansas State | Helfrick | Robinett | Kozeal | Souza | Pompey | Stewart | Niu | Aloy | Willis | Lee |
| Feb. 25 | Arkansas State | Helfrick | Robinett | Souza | Pompey | Brumbaugh | Turner | Niu | Aloy | Stewart | DeCremer |
| Feb. 27 | UT Arlington | Helfrick | Robinett | Souza | Pompey | Brumbaugh | Ruiz | Niu | Aloy | Kozeal | Gaeckle |
| Feb. 28 | UT Arlington | Helfrick | Robinett | Kozeal | Souza | Brumbaugh | Ruiz | Niu | Stewart | Aloy | Dietz |
| March 1 | UT Arlington | Helfrick | Robinett | Kozeal | Souza | Brumbaugh | Ruiz | Niu | Stewart | Aloy | Fisher |
| March 3 | Oral Roberts | Helfrick | Robinett | Kozeal | Pompey | Brumbaugh | Ruiz | Niu | Aloy | Stewart | DeCremer |
| March 6 | Stetson | Helfrick | Robinett | Kozeal | Pompey | Brumbaugh | Ruiz | Niu | Stewart | Aloy | Gaeckle |
| March 7 | Stetson | Helfrick | Robinett | Kozeal | Souza | Pompey | Ruiz | Niu | Aloy | Stewart | Dietz |
| March 8 | Stetson | Helfrick | Robinett | Kozeal | Souza | Brumbaugh | Ruiz | Niu | Rutenbar | Aloy | Fisher |
| March 9 | Stetson | Helfrick | Robinett | Kozeal | Pompey | Souza | Ruiz | Niu | Aloy | Rutenbar | DeCremer |
| March 13 | #3 Mississippi State | Helfrick | Rutenbar | Souza | Robinett | Kozeal | Ruiz | Niu | Aloy | Stewart | Gaeckle |
| March 14 | #3 Mississippi State [DH-1] | Helfrick | Robinett | Souza | Pompey | Kozeal | Ruiz | Niu | Aloy | Stewart | Dietz |
| March 14 | #3 Mississippi State [DH-2] | Helfrick | Robinett | Souza | Pompey | Kozeal | Ruiz | Niu | Aloy | Stewart | Fisher |
| March 17 | Northern Colorado | Helfrick | Rutenbar | Souza | Pompey | Kozeal | Ruiz | Niu | Schaefer | Stewart | Brissey |
| March 18 | Northern Colorado | Rutenbar | Robinett | Kozeal | Pompey | Brumbaugh | Turner | Ruiz | Stewart | Aloy | Lee |
| March 20 | at South Carolina | Helfrick | Robinett | Souza | Pompey | Kozeal | Ruiz | Niu | Stewart | Aloy | Gaeckle |
| March 21 | at South Carolina | Helfrick | Robinett | Souza | Pompey | Kozeal | Ruiz | Niu | Stewart | Aloy | Dietz |
| March 22 | at South Carolina | Helfrick | Robinett | Souza | Pompey | Kozeal | Ruiz | Niu | Stewart | Aloy | Fisher |
| March 24 | UCA | Helfrick | Robinett | Souza | Pompey | Kozeal | Ruiz | Niu | Stewart | Aloy | Lee |
| March 27 | Florida | Helfrick | Robinett | Souza | Pompey | Kozeal | Ruiz | Niu | Stewart | Rutenbar | Gaeckle |
| March 28 | Florida | Helfrick | Rutenbar | Souza | Robinett | Kozeal | Ruiz | Niu | Stewart | Aloy | Dietz |
| March 29 | Florida | Helfrick | Rutenbar | Souza | Robinett | Kozeal | Turner | Ruiz | Stewart | Aloy | Fisher |
| March 31 | at Missouri State | Helfrick | Robinett | Souza | Pompey | Kozeal | Rutenbar | Turner | Stewart | Aloy | Eaves |
| April 2 | at #18 Auburn | Helfrick | Robinett | Souza | Pompey | Kozeal | Turner | Niu | Stewart | Rutenbar | Gaeckle |
| April 3 | at #18 Auburn | Helfrick | Rutenbar | Souza | Robinett | Kozeal | Turner | Niu | Stewart | Aloy | Dietz |
| April 4 | at #18 Auburn | Helfrick | Rutenbar | Souza | Robinett | Kozeal | Turner | Niu | Stewart | Aloy | Fisher |
| April 7 | Little Rock | Helfrick | Robinett | Souza | Pompey | Kozeal | Rutenbar | Niu | Stewart | Aloy | McGuire |
| April 10 | at #8 Alabama | Helfrick | Robinett | Souza | Pompey | Kozeal | Rutenbar | Turner | Stewart | Aloy | Dietz |
| April 11 | at #8 Alabama | Helfrick | Peck | Souza | Pompey | Kozeal | Ruiz | Niu | Rutenbar | Aloy | Gibler |
| April 12 | at #8 Alabama | Helfrick | Robinett | Souza | Pompey | Kozeal | Ruiz | Niu | Rutenbar | Aloy | McGuire |
| April 14 | vs. UAPB | Helfrick | Rutenbar | Souza | Pompey | Kozeal | Ruiz | Niu | Stewart | Aloy | Fisher |



||| GAME-BY-GAME HITTING

RECORD: 25-13 • HOME: 15-8 • AWAY: 6-4 • NEUTRAL: 4-1 • SEC: 8-7

| Date | Opponent | AB | R | H | RBI | 2B | 3B | HR | BB | IBB | SB | CS | HBP | SAC | SF | GDP | K | PO | A | E | Avg |
|----------|-----------------------------|-------------|------------|------------|------------|-----------|----------|-----------|------------|----------|-----------|----------|-----------|----------|-----------|-----------|------------|------------|------------|-----------|-------------|
| Feb. 13 | vs. Oklahoma State | 35 | 12 | 13 | 12 | 1 | 0 | 4 | 4 | 1 | 2 | 1 | 0 | 0 | 1 | 0 | 11 | 24 | 6 | 1 | .371 |
| Feb. 14 | vs. #10 TCU | 34 | 4 | 6 | 3 | 1 | 0 | 1 | 7 | 0 | 2 | 0 | 1 | 0 | 0 | 0 | 14 | 24 | 5 | 0 | .275 |
| Feb. 15 | vs. Texas Tech | 40 | 6 | 9 | 4 | 1 | 0 | 1 | 7 | 0 | 2 | 0 | 0 | 0 | 1 | 0 | 14 | 33 | 9 | 0 | .257 |
| Feb. 16 | vs. Tarleton State | 34 | 3 | 8 | 3 | 2 | 0 | 0 | 2 | 0 | 1 | 1 | 0 | 0 | 0 | 1 | 7 | 27 | 6 | 1 | .252 |
| Feb. 20 | Xavier | 28 | 5 | 5 | 5 | 2 | 0 | 1 | 2 | 0 | 0 | 1 | 1 | 0 | 0 | 1 | 12 | 27 | 13 | 1 | .240 |
| Feb. 21 | Xavier | 37 | 7 | 13 | 7 | 1 | 1 | 3 | 4 | 0 | 1 | 1 | 0 | 0 | 0 | 0 | 10 | 27 | 8 | 2 | .260 |
| Feb. 22 | Xavier | 37 | 11 | 14 | 11 | 3 | 0 | 3 | 4 | 1 | 0 | 0 | 0 | 0 | 0 | 0 | 10 | 24 | 11 | 0 | .278 |
| Feb. 24 | Arkansas State | 32 | 4 | 8 | 4 | 0 | 0 | 2 | 4 | 0 | 0 | 0 | 0 | 0 | 0 | 1 | 9 | 27 | 9 | 1 | .274 |
| Feb. 25 | Arkansas State | 27 | 1 | 7 | 1 | 0 | 0 | 0 | 6 | 1 | 2 | 0 | 0 | 1 | 0 | 2 | 7 | 27 | 11 | 1 | .273 |
| Feb. 27 | UT Arlington | 31 | 3 | 4 | 3 | 2 | 0 | 0 | 2 | 0 | 0 | 0 | 0 | 0 | 0 | 2 | 11 | 27 | 11 | 0 | .260 |
| Feb. 28 | UT Arlington | 34 | 9 | 12 | 9 | 0 | 0 | 2 | 3 | 0 | 1 | 0 | 1 | 0 | 1 | 1 | 5 | 27 | 10 | 0 | .268 |
| March 1 | UT Arlington | 32 | 11 | 14 | 11 | 4 | 0 | 3 | 6 | 0 | 3 | 0 | 0 | 0 | 1 | 0 | 3 | 21 | 8 | 2 | .282 |
| March 3 | Oral Roberts | 37 | 10 | 12 | 8 | 2 | 0 | 1 | 6 | 0 | 1 | 0 | 0 | 0 | 1 | 0 | 9 | 27 | 8 | 1 | .285 |
| March 6 | Stetson | 33 | 7 | 13 | 7 | 5 | 0 | 0 | 6 | 0 | 0 | 0 | 0 | 0 | 1 | 2 | 5 | 27 | 4 | 3 | .293 |
| March 7 | Stetson | 28 | 13 | 13 | 12 | 3 | 0 | 0 | 9 | 0 | 4 | 1 | 1 | 0 | 2 | 0 | 5 | 21 | 5 | 1 | .303 |
| March 8 | Stetson | 29 | 1 | 5 | 1 | 2 | 0 | 0 | 6 | 0 | 1 | 0 | 0 | 1 | 0 | 1 | 5 | 27 | 12 | 2 | .295 |
| March 9 | Stetson | 39 | 4 | 12 | 3 | 2 | 0 | 1 | 1 | 0 | 0 | 1 | 1 | 0 | 0 | 0 | 10 | 27 | 15 | 0 | .296 |
| March 13 | #3 Mississippi State | 32 | 5 | 7 | 5 | 1 | 0 | 2 | 1 | 0 | 0 | 0 | 0 | 0 | 0 | 0 | 10 | 27 | 10 | 1 | .292 |
| March 14 | #3 Mississippi State [DH-1] | 33 | 2 | 6 | 2 | 2 | 1 | 0 | 2 | 0 | 1 | 0 | 0 | 0 | 0 | 0 | 11 | 27 | 8 | 0 | .286 |
| March 14 | #3 Mississippi State [DH-2] | 32 | 7 | 8 | 4 | 1 | 0 | 0 | 7 | 0 | 3 | 1 | 1 | 0 | 0 | 0 | 13 | 27 | 10 | 1 | .285 |
| March 17 | Northern Colorado | 33 | 13 | 12 | 10 | 5 | 0 | 2 | 14 | 0 | 5 | 0 | 1 | 0 | 0 | 2 | 5 | 24 | 7 | 1 | .288 |
| March 18 | Northern Colorado | 33 | 9 | 11 | 8 | 2 | 1 | 0 | 9 | 0 | 4 | 0 | 1 | 0 | 0 | 2 | 5 | 27 | 13 | 0 | .290 |
| March 20 | at South Carolina | 36 | 22 | 14 | 21 | 2 | 0 | 6 | 12 | 0 | 2 | 0 | 3 | 0 | 1 | 0 | 10 | 21 | 4 | 1 | .295 |
| March 21 | at South Carolina | 34 | 3 | 5 | 2 | 1 | 0 | 1 | 5 | 1 | 0 | 0 | 0 | 1 | 0 | 0 | 10 | 30 | 7 | 0 | .289 |
| March 22 | at South Carolina | 37 | 4 | 10 | 4 | 4 | 0 | 2 | 3 | 0 | 0 | 0 | 0 | 0 | 0 | 0 | 9 | 24 | 9 | 2 | .288 |
| March 24 | UCA | 29 | 15 | 10 | 14 | 3 | 0 | 4 | 7 | 0 | 1 | 0 | 2 | 0 | 0 | 0 | 7 | 21 | 1 | 0 | .290 |
| March 27 | Florida | 32 | 4 | 5 | 4 | 3 | 0 | 1 | 7 | 0 | 0 | 0 | 0 | 0 | 0 | 0 | 16 | 27 | 11 | 0 | .285 |
| March 28 | Florida | 35 | 4 | 6 | 2 | 1 | 0 | 0 | 3 | 0 | 3 | 0 | 0 | 0 | 1 | 0 | 11 | 27 | 15 | 0 | .281 |
| March 29 | Florida | 37 | 6 | 10 | 5 | 2 | 0 | 2 | 1 | 0 | 1 | 0 | 0 | 0 | 0 | 1 | 10 | 27 | 7 | 0 | .280 |
| March 31 | at Missouri State | 40 | 14 | 12 | 14 | 2 | 0 | 4 | 9 | 0 | 0 | 0 | 0 | 0 | 1 | 1 | 14 | 27 | 7 | 2 | .281 |
| April 2 | at #18 Auburn | 36 | 2 | 10 | 2 | 2 | 0 | 1 | 2 | 0 | 0 | 1 | 1 | 0 | 0 | 0 | 15 | 24 | 9 | 1 | .281 |
| April 3 | at #18 Auburn | 33 | 3 | 6 | 3 | 1 | 0 | 2 | 1 | 0 | 0 | 0 | 0 | 0 | 0 | 0 | 12 | 27 | 10 | 1 | .278 |
| April 4 | at #18 Auburn | 30 | 3 | 4 | 3 | 0 | 0 | 0 | 1 | 0 | 0 | 0 | 2 | 0 | 0 | 0 | 12 | 24 | 13 | 0 | .274 |
| April 7 | Little Rock | 28 | 7 | 4 | 6 | 2 | 0 | 1 | 7 | 1 | 3 | 0 | 2 | 0 | 1 | 0 | 7 | 27 | 13 | 2 | .271 |
| April 10 | at #8 Alabama | 36 | 7 | 9 | 5 | 3 | 0 | 2 | 3 | 0 | 1 | 0 | 1 | 0 | 0 | 0 | 9 | 27 | 7 | 2 | .270 |
| April 11 | at #8 Alabama | 38 | 15 | 14 | 14 | 4 | 0 | 1 | 4 | 0 | 3 | 1 | 2 | 1 | 2 | 0 | 6 | 27 | 14 | 2 | .273 |
| April 12 | at #8 Alabama | 32 | 3 | 6 | 3 | 2 | 1 | 0 | 3 | 0 | 0 | 0 | 1 | 0 | 1 | 1 | 8 | 27 | 10 | 2 | .271 |
| April 14 | vs. UAPB | 29 | 12 | 13 | 10 | 3 | 0 | 0 | 9 | 0 | 5 | 0 | 3 | 0 | 2 | 1 | 8 | 21 | 10 | 0 | .275 |
| | Totals | 1272 | 271 | 350 | 245 | 77 | 4 | 53 | 189 | 5 | 52 | 9 | 25 | 4 | 17 | 19 | 355 | 984 | 346 | 34 | .275 |



RECORD: 25-13 • HOME: 15-8 • AWAY: 6-4 • NEUTRAL: 4-1 • SEC: 8-7

| Date | Opponent | IP | H | R | ER | BB | SO | 2B | 3B | HR | WP | BK | HBP | DP | IBB | Score | W | L | SV | ERA |
|----------|-----------------------------|--------------|------------|------------|------------|------------|------------|-----------|----------|-----------|-----------|----------|-----------|-----------|----------|----------------|-----------|-----------|----------|-------------|
| Feb. 13 | vs. Oklahoma State | 8.0 | 4 | 2 | 1 | 2 | 15 | 0 | 0 | 1 | 0 | 0 | 0 | 0 | 0 | 12-2 | 1 | 0 | 0 | 1.12 |
| Feb. 14 | vs. #10 TCU | 8.0 | 4 | 5 | 5 | 4 | 10 | 2 | 0 | 0 | 0 | 0 | 2 | 0 | 0 | 4-5 | 1 | 1 | 0 | 3.38 |
| Feb. 15 | vs. Texas Tech | 11.0 | 5 | 5 | 5 | 8 | 13 | 0 | 0 | 0 | 1 | 0 | 1 | 1 | 0 | 6-5 | 2 | 1 | 0 | 3.67 |
| Feb. 16 | vs. Tarleton State | 9.0 | 6 | 1 | 1 | 2 | 13 | 1 | 1 | 0 | 1 | 0 | 2 | 1 | 0 | 3-1 | 3 | 1 | 1 | 3.00 |
| Feb. 20 | Xavier | 9.0 | 9 | 2 | 2 | 2 | 9 | 3 | 0 | 2 | 0 | 0 | 1 | 1 | 0 | 5-2 | 4 | 1 | 2 | 2.80 |
| Feb. 21 | Xavier | 9.0 | 9 | 6 | 4 | 1 | 14 | 0 | 0 | 2 | 0 | 0 | 1 | 0 | 0 | 7-6 | 5 | 1 | 2 | 3.00 |
| Feb. 22 | Xavier | 8.0 | 1 | 0 | 0 | 0 | 11 | 0 | 0 | 0 | 0 | 0 | 0 | 0 | 0 | 11-0 | 6 | 1 | 2 | 2.61 |
| Feb. 24 | Arkansas State | 9.0 | 14 | 12 | 11 | 3 | 10 | 1 | 0 | 5 | 1 | 0 | 1 | 1 | 0 | 4-12 | 6 | 2 | 2 | 3.68 |
| Feb. 25 | Arkansas State | 9.0 | 1 | 0 | 0 | 3 | 13 | 1 | 0 | 0 | 0 | 0 | 0 | 0 | 1 | 1-0 | 7 | 2 | 3 | 3.26 |
| Feb. 27 | UT Arlington | 9.0 | 9 | 4 | 4 | 2 | 10 | 2 | 0 | 1 | 0 | 0 | 1 | 1 | 0 | 3-4 | 7 | 3 | 3 | 3.34 |
| Feb. 28 | UT Arlington | 9.0 | 2 | 0 | 0 | 2 | 11 | 1 | 0 | 0 | 0 | 0 | 0 | 0 | 0 | 9-0 | 8 | 3 | 3 | 3.03 |
| March 1 | UT Arlington | 7.0 | 5 | 1 | 0 | 1 | 8 | 1 | 0 | 0 | 0 | 0 | 1 | 1 | 0 | 11-1 | 9 | 3 | 3 | 2.83 |
| March 3 | Oral Roberts | 9.0 | 9 | 2 | 2 | 2 | 11 | 0 | 0 | 1 | 0 | 0 | 1 | 1 | 0 | 10-2 | 10 | 3 | 3 | 2.76 |
| March 6 | Stetson | 9.0 | 8 | 1 | 1 | 2 | 11 | 1 | 0 | 0 | 0 | 0 | 0 | 0 | 0 | 7-1 | 11 | 3 | 3 | 2.63 |
| March 7 | Stetson | 7.0 | 4 | 1 | 0 | 0 | 13 | 0 | 0 | 0 | 1 | 0 | 0 | 0 | 0 | 13-1 | 12 | 3 | 3 | 2.49 |
| March 8 | Stetson | 9.0 | 7 | 4 | 3 | 3 | 9 | 1 | 0 | 2 | 0 | 0 | 0 | 1 | 0 | 1-4 | 12 | 4 | 3 | 2.53 |
| March 9 | Stetson | 9.0 | 11 | 6 | 6 | 1 | 5 | 0 | 0 | 1 | 1 | 0 | 1 | 2 | 0 | 4-6 | 12 | 5 | 3 | 2.74 |
| March 13 | #3 Mississippi State | 9.0 | 11 | 4 | 4 | 5 | 7 | 1 | 0 | 1 | 0 | 0 | 1 | 1 | 0 | 5-4 | 13 | 5 | 3 | 2.81 |
| March 14 | #3 Mississippi State [DH-1] | 9.0 | 8 | 7 | 7 | 6 | 11 | 1 | 0 | 1 | 1 | 0 | 0 | 2 | 0 | 2-7 | 13 | 6 | 3 | 3.04 |
| March 14 | #3 Mississippi State [DH-2] | 9.0 | 6 | 3 | 3 | 3 | 11 | 0 | 0 | 0 | 0 | 0 | 1 | 0 | 0 | 7-3 | 14 | 6 | 3 | 3.03 |
| March 17 | Northern Colorado | 8.0 | 4 | 2 | 2 | 6 | 12 | 0 | 0 | 0 | 0 | 0 | 1 | 1 | 0 | 13-2 | 15 | 6 | 3 | 3.00 |
| March 18 | Northern Colorado | 9.0 | 5 | 4 | 4 | 4 | 7 | 0 | 0 | 1 | 0 | 1 | 1 | 2 | 0 | 9-4 | 16 | 6 | 3 | 3.05 |
| March 20 | at South Carolina | 7.0 | 9 | 6 | 4 | 3 | 9 | 0 | 0 | 3 | 0 | 0 | 0 | 1 | 0 | 22-6 | 17 | 6 | 3 | 3.12 |
| March 21 | at South Carolina | 10.0 | 7 | 2 | 2 | 3 | 16 | 1 | 0 | 0 | 1 | 0 | 0 | 0 | 0 | 3-2 | 18 | 6 | 3 | 3.06 |
| March 22 | at South Carolina | 8.0 | 12 | 9 | 8 | 4 | 9 | 2 | 0 | 4 | 0 | 0 | 1 | 0 | 0 | 4-9 | 18 | 7 | 3 | 3.28 |
| March 24 | UCA | 7.0 | 5 | 2 | 2 | 2 | 9 | 1 | 0 | 1 | 0 | 0 | 1 | 0 | 0 | 15-2 | 19 | 7 | 3 | 3.25 |
| March 27 | Florida | 9.0 | 9 | 9 | 9 | 10 | 9 | 1 | 0 | 2 | 3 | 0 | 2 | 1 | 0 | 4-9 | 19 | 8 | 3 | 3.48 |
| March 28 | Florida | 9.0 | 10 | 7 | 7 | 8 | 9 | 2 | 0 | 1 | 2 | 1 | 2 | 1 | 0 | 4-7 | 19 | 9 | 3 | 3.61 |
| March 29 | Florida | 9.0 | 17 | 7 | 7 | 3 | 12 | 2 | 0 | 2 | 1 | 0 | 1 | 1 | 0 | 6-7 | 19 | 10 | 3 | 3.73 |
| March 31 | at Missouri State | 9.0 | 14 | 15 | 12 | 3 | 11 | 4 | 0 | 4 | 0 | 1 | 2 | 0 | 0 | 14-15 | 19 | 11 | 3 | 4.02 |
| April 2 | at #18 Auburn | 8.0 | 13 | 10 | 9 | 5 | 5 | 4 | 0 | 1 | 3 | 0 | 0 | 2 | 0 | 2-10 | 19 | 12 | 3 | 4.20 |
| April 3 | at #18 Auburn | 9.0 | 6 | 2 | 1 | 0 | 14 | 1 | 0 | 0 | 2 | 0 | 1 | 0 | 0 | 3-2 | 20 | 12 | 4 | 4.09 |
| April 4 | at #18 Auburn | 8.0 | 11 | 8 | 8 | 3 | 2 | 3 | 0 | 2 | 1 | 0 | 2 | 0 | 0 | 3-8 | 20 | 13 | 4 | 4.23 |
| April 7 | Little Rock | 9.0 | 7 | 0 | 0 | 1 | 7 | 0 | 0 | 0 | 0 | 0 | 1 | 2 | 0 | 7-0 | 21 | 13 | 4 | 4.10 |
| April 10 | at #8 Alabama | 9.0 | 7 | 5 | 5 | 5 | 12 | 0 | 0 | 2 | 2 | 0 | 2 | 0 | 1 | 7-5 | 22 | 13 | 5 | 4.13 |
| April 11 | at #8 Alabama | 9.0 | 9 | 6 | 4 | 7 | 6 | 1 | 0 | 0 | 0 | 0 | 0 | 2 | 0 | 15-6 | 23 | 13 | 5 | 4.12 |
| April 12 | at #8 Alabama | 9.0 | 9 | 2 | 1 | 5 | 8 | 2 | 0 | 0 | 0 | 0 | 0 | 1 | 2 | 3-2 | 24 | 13 | 6 | 4.04 |
| April 14 | vs. UAPB | 7.0 | 2 | 2 | 2 | 6 | 6 | 0 | 0 | 0 | 2 | 1 | 0 | 0 | 0 | 12-2 | 25 | 13 | 6 | 4.01 |
| | Totals | 328.0 | 289 | 164 | 146 | 130 | 378 | 40 | 1 | 40 | 23 | 4 | 31 | 28 | 4 | 271-164 | 25 | 13 | 6 | 4.01 |



1 CARSON BRUMBAUGH

SEASON HIGHS

| Category | High | Opponent (Last) | Date |
|--------------|------|-------------------|---------|
| Hits | 2 | UT Arlington | 3/1/26 |
| Runs | 2 | UT Arlington | 3/1/26 |
| Doubles | 2 | UT Arlington | 3/1/26 |
| Triples | -- | -- | -- |
| Home Runs | -- | -- | -- |
| RBI | 1 | 2x (Stetson) | 3/6/26 |
| Walks | 1 | 2x (UT Arlington) | 2/28/26 |
| Stolen Bases | -- | -- | -- |

CAREER HIGHS

| Category | High | Opponent (Last) | Date |
|--------------|------|-------------------|---------|
| Hits | 2 | UT Arlington | 3/1/26 |
| Runs | 2 | UT Arlington | 3/1/26 |
| Doubles | 2 | UT Arlington | 3/1/26 |
| Triples | -- | -- | -- |
| Home Runs | -- | -- | -- |
| RBI | 1 | 2x (Stetson) | 3/6/26 |
| Walks | 1 | 2x (UT Arlington) | 2/28/26 |
| Stolen Bases | -- | -- | -- |



3 NOLAN SOUZA

SEASON HIGHS

| Category | High | Opponent (Last) | Date |
|--------------|------|------------------------|---------|
| Hits | 3 | 2x (at Missouri State) | 3/31/26 |
| Runs | 3 | 2x (at Missouri State) | 3/31/26 |
| Doubles | 2 | Xavier | 2/20/26 |
| Triples | -- | -- | -- |
| Home Runs | 1 | 2x (at Missouri State) | 3/31/26 |
| RBI | 3 | 3x (at #8 Alabama) | 4/11/26 |
| Walks | 2 | 2x (Northern Colorado) | 3/17/26 |
| Stolen Bases | 2 | 2x (Northern Colorado) | 3/17/26 |

CAREER HIGHS

| Category | High | Opponent (Last) | Date |
|--------------|------|------------------------|---------|
| Hits | 3 | 6x (at Missouri State) | 3/31/26 |
| Runs | 3 | 3x (at Missouri State) | 3/31/26 |
| Doubles | 2 | Xavier | 2/20/26 |
| Triples | -- | -- | -- |
| Home Runs | 2 | Missouri | 3/15/24 |
| RBI | 5 | Ole Miss | 4/6/24 |
| Walks | 3 | 2x (South Carolina) | 3/23/25 |
| Stolen Bases | 3 | Arkansas State | 4/8/25 |



4 MAIKA NIU

SEASON HIGHS

| Category | High | Opponent (Last) | Date |
|--------------|------|------------------------|---------|
| Hits | 3 | 2x (at South Carolina) | 3/20/26 |
| Runs | 4 | at South Carolina | 3/20/26 |
| Doubles | 1 | 8x (Florida) | 3/27/26 |
| Triples | -- | -- | -- |
| Home Runs | 2 | at South Carolina | 3/20/26 |
| RBI | 6 | at South Carolina | 3/20/26 |
| Walks | 1 | 10x (vs. UAPB) | 4/14/26 |
| Stolen Bases | 2 | Stetson | 3/7/26 |

CAREER HIGHS

| Category | High | Opponent (Last) | Date |
|--------------|------|------------------------|---------|
| Hits | 4 | 2x (Louisiana) | 5/23/25 |
| Runs | 4 | 2x (at South Carolina) | 3/20/26 |
| Doubles | 2 | 3x (at Ohio) | 4/29/25 |
| Triples | 2 | 2x (CMU) | 3/12/25 |
| Home Runs | 3 | Louisiana | 5/23/25 |
| RBI | 6 | 2x (at South Carolina) | 3/20/26 |
| Walks | 2 | 7x (at Georgia State) | 5/11/25 |
| Stolen Bases | 2 | 5x (Stetson) | 3/7/26 |



5 TJ POMPEY

SEASON HIGHS

| Category | High | Opponent (Last) | Date |
|--------------|------|-----------------------------|---------|
| Hits | 3 | 2x (at #8 Alabama) | 4/11/26 |
| Runs | 3 | 3x (at #8 Alabama) | 4/11/26 |
| Doubles | 1 | 3x (at #8 Alabama) | 4/11/26 |
| Triples | 1 | #3 Mississippi State [DH-1] | 3/14/26 |
| Home Runs | 2 | UCA | 3/24/26 |
| RBI | 5 | UCA | 3/24/26 |
| Walks | 2 | 2x (at Missouri State) | 3/31/26 |
| Stolen Bases | 2 | 2x (Little Rock) | 4/7/26 |

CAREER HIGHS

| Category | High | Opponent (Last) | Date |
|--------------|------|----------------------------------|---------|
| Hits | 4 | 2x (Texas Southern) | 2/24/24 |
| Runs | 4 | 2x (at Abilene Christian) | 4/10/24 |
| Doubles | 2 | at Houston | 3/15/25 |
| Triples | 1 | 3x (#3 Mississippi State [DH-1]) | 3/14/26 |
| Home Runs | 2 | 2x (UCA) | 3/24/26 |
| RBI | 5 | 4x (UCA) | 3/24/26 |
| Walks | 2 | 9x (at Missouri State) | 3/31/26 |
| Stolen Bases | 2 | 2x (Little Rock) | 4/7/26 |



8 CAMDEN KOZEAL

SEASON HIGHS

| Category | High | Opponent (Last) | Date |
|--------------|------|------------------------|---------|
| Hits | 4 | Xavier | 2/21/26 |
| Runs | 3 | 4x (at South Carolina) | 3/20/26 |
| Doubles | 2 | Northern Colorado | 3/17/26 |
| Triples | 1 | Xavier | 2/21/26 |
| Home Runs | 1 | 9x (at #8 Alabama) | 4/10/26 |
| RBI | 5 | at Missouri State | 3/31/26 |
| Walks | 3 | 2x (Little Rock) | 4/7/26 |
| Stolen Bases | 1 | Northern Colorado | 3/18/26 |

CAREER HIGHS

| Category | High | Opponent (Last) | Date |
|--------------|------|------------------------|---------|
| Hits | 4 | 4x (Xavier) | 2/21/26 |
| Runs | 3 | 6x (at South Carolina) | 3/20/26 |
| Doubles | 2 | 3x (Northern Colorado) | 3/17/26 |
| Triples | 1 | Xavier | 2/21/26 |
| Home Runs | 2 | 2x (Missouri [DH-2]) | 4/6/25 |
| RBI | 6 | Missouri [DH-2] | 4/6/25 |
| Walks | 3 | 2x (Little Rock) | 4/7/26 |
| Stolen Bases | 1 | 4x (Northern Colorado) | 3/18/26 |



9 ALEXANDER PECK

SEASON HIGHS

| Category | High | Opponent (Last) | Date |
|--------------|------|--------------------|---------|
| Hits | 1 | UT Arlington | 3/1/26 |
| Runs | 1 | at South Carolina | 3/20/26 |
| Doubles | -- | -- | -- |
| Triples | -- | -- | -- |
| Home Runs | -- | -- | -- |
| RBI | -- | -- | -- |
| Walks | 1 | 2x (at #8 Alabama) | 4/12/26 |
| Stolen Bases | -- | -- | -- |

CAREER HIGHS

| Category | High | Opponent (Last) | Date |
|--------------|------|--------------------|---------|
| Hits | 1 | UT Arlington | 3/1/26 |
| Runs | 1 | at South Carolina | 3/20/26 |
| Doubles | -- | -- | -- |
| Triples | -- | -- | -- |
| Home Runs | -- | -- | -- |
| RBI | -- | -- | -- |
| Walks | 1 | 2x (at #8 Alabama) | 4/12/26 |
| Stolen Bases | -- | -- | -- |



12 CARTER RUTENBAR

SEASON HIGHS

| Category | High | Opponent (Last) | Date |
|--------------|------|--------------------|---------|
| Hits | 4 | Stetson | 3/9/26 |
| Runs | 3 | at Missouri State | 3/31/26 |
| Doubles | 1 | 7x (at #8 Alabama) | 4/11/26 |
| Triples | -- | -- | -- |
| Home Runs | 1 | UCA | 3/24/26 |
| RBI | 4 | UCA | 3/24/26 |
| Walks | 3 | 2x (vs. UAPB) | 4/14/26 |
| Stolen Bases | 1 | 2x (vs. UAPB) | 4/14/26 |

CAREER HIGHS

| Category | High | Opponent (Last) | Date |
|--------------|------|--------------------|---------|
| Hits | 4 | Stetson | 3/9/26 |
| Runs | 3 | at Missouri State | 3/31/26 |
| Doubles | 1 | 7x (at #8 Alabama) | 4/11/26 |
| Triples | -- | -- | -- |
| Home Runs | 1 | UCA | 3/24/26 |
| RBI | 4 | UCA | 3/24/26 |
| Walks | 3 | 2x (vs. UAPB) | 4/14/26 |
| Stolen Bases | 1 | 2x (vs. UAPB) | 4/14/26 |



16 CHRISTIAN TURNER

SEASON HIGHS

| Category | High | Opponent (Last) | Date |
|--------------|------|------------------------|---------|
| Hits | 3 | at Missouri State | 3/31/26 |
| Runs | 2 | at Missouri State | 3/31/26 |
| Doubles | 1 | Florida | 3/28/26 |
| Triples | 1 | Northern Colorado | 3/18/26 |
| Home Runs | 1 | at Missouri State | 3/31/26 |
| RBI | 3 | at Missouri State | 3/31/26 |
| Walks | 1 | 5x (Northern Colorado) | 3/18/26 |
| Stolen Bases | -- | -- | -- |

CAREER HIGHS

| Category | High | Opponent (Last) | Date |
|--------------|------|------------------------|---------|
| Hits | 3 | at Missouri State | 3/31/26 |
| Runs | 2 | at Missouri State | 3/31/26 |
| Doubles | 1 | Florida | 3/28/26 |
| Triples | 1 | Northern Colorado | 3/18/26 |
| Home Runs | 1 | at Missouri State | 3/31/26 |
| RBI | 3 | at Missouri State | 3/31/26 |
| Walks | 1 | 5x (Northern Colorado) | 3/18/26 |
| Stolen Bases | -- | -- | -- |



17 ZACK STEWART

SEASON HIGHS

| Category | High | Opponent (Last) | Date |
|--------------|------|-------------------|---------|
| Hits | 3 | Oral Roberts | 3/3/26 |
| Runs | 2 | 4x (vs. UAPB) | 4/14/26 |
| Doubles | 1 | 4x (vs. UAPB) | 4/14/26 |
| Triples | -- | -- | -- |
| Home Runs | 1 | 6x (Little Rock) | 4/7/26 |
| RBI | 2 | 3x (UCA) | 3/24/26 |
| Walks | 2 | at South Carolina | 3/20/26 |
| Stolen Bases | -- | -- | -- |

CAREER HIGHS

| Category | High | Opponent (Last) | Date |
|--------------|------|-----------------|---------|
| Hits | 4 | at Murray State | 5/5/23 |
| Runs | 5 | Valparaiso | 4/13/25 |
| Doubles | 2 | 5x (at Belmont) | 5/12/24 |
| Triples | 1 | 4x (at Bradley) | 4/5/24 |
| Home Runs | 2 | 3x (Evansville) | 4/27/25 |
| RBI | 6 | UIC | 4/11/24 |
| Walks | 5 | Valparaiso | 4/13/25 |
| Stolen Bases | 1 | 7x (vs. UIC) | 5/23/25 |



19 CARSON WILLIS

SEASON HIGHS

| Category | High | Opponent (Last) | Date |
|--------------|------|-----------------|---------|
| Hits | -- | -- | -- |
| Runs | -- | -- | -- |
| Doubles | -- | -- | -- |
| Triples | -- | -- | -- |
| Home Runs | -- | -- | -- |
| RBI | -- | -- | -- |
| Walks | 1 | Arkansas State | 2/24/26 |
| Stolen Bases | -- | -- | -- |

CAREER HIGHS

| Category | High | Opponent (Last) | Date |
|--------------|------|-----------------|---------|
| Hits | -- | -- | -- |
| Runs | -- | -- | -- |
| Doubles | -- | -- | -- |
| Triples | -- | -- | -- |
| Home Runs | -- | -- | -- |
| RBI | -- | -- | -- |
| Walks | 1 | Arkansas State | 2/24/26 |
| Stolen Bases | -- | -- | -- |



18 REESE ROBINETT

SEASON HIGHS

| Category | High | Opponent (Last) | Date |
|--------------|------|------------------------|---------|
| Hits | 2 | 6x (Stetson) | 3/9/26 |
| Runs | 2 | 4x (at #8 Alabama) | 4/11/26 |
| Doubles | 2 | vs. Tarleton State | 2/16/26 |
| Triples | -- | -- | -- |
| Home Runs | 1 | Stetson | 3/9/26 |
| RBI | 3 | Little Rock | 4/7/26 |
| Walks | 2 | 2x (at Missouri State) | 3/31/26 |
| Stolen Bases | 1 | 3x (Little Rock) | 4/7/26 |

CAREER HIGHS

| Category | High | Opponent (Last) | Date |
|--------------|------|--------------------|---------|
| Hits | 3 | UAPB | 4/15/25 |
| Runs | 2 | 7x (at #8 Alabama) | 4/11/26 |
| Doubles | 3 | UAPB | 4/15/25 |
| Triples | -- | -- | -- |
| Home Runs | 2 | #1 Texas | 5/3/25 |
| RBI | 6 | #1 Texas | 5/3/25 |
| Walks | 3 | Creighton | 5/31/25 |
| Stolen Bases | 1 | 4x (Little Rock) | 4/7/26 |



24 LANDON SCHAEFER

SEASON HIGHS

| Category | High | Opponent (Last) | Date |
|--------------|------|-----------------------------|---------|
| Hits | -- | -- | -- |
| Runs | 1 | 3x (at #8 Alabama) | 4/10/26 |
| Doubles | -- | -- | -- |
| Triples | -- | -- | -- |
| Home Runs | -- | -- | -- |
| RBI | -- | -- | -- |
| Walks | 2 | Northern Colorado | 3/17/26 |
| Stolen Bases | 1 | #3 Mississippi State [DH-2] | 3/14/26 |

CAREER HIGHS

| Category | High | Opponent (Last) | Date |
|--------------|------|-----------------------------|---------|
| Hits | -- | -- | -- |
| Runs | 1 | 3x (at #8 Alabama) | 4/10/26 |
| Doubles | -- | -- | -- |
| Triples | -- | -- | -- |
| Home Runs | -- | -- | -- |
| RBI | -- | -- | -- |
| Walks | 2 | Northern Colorado | 3/17/26 |
| Stolen Bases | 1 | #3 Mississippi State [DH-2] | 3/14/26 |



25 KUHIO ALOY

SEASON HIGHS

| Category | High | Opponent (Last) | Date |
|--------------|------|--------------------|---------|
| Hits | 3 | 3x (vs. UAPB) | 4/14/26 |
| Runs | 3 | at South Carolina | 3/20/26 |
| Doubles | 1 | 5x (at #8 Alabama) | 4/10/26 |
| Triples | -- | -- | -- |
| Home Runs | 1 | 5x (Florida) | 3/29/36 |
| RBI | 4 | 2x (vs. UAPB) | 4/14/26 |
| Walks | 2 | 2x (Little Rock) | 4/7/26 |
| Stolen Bases | 1 | 5x (vs. UAPB) | 4/14/26 |

CAREER HIGHS

| Category | High | Opponent (Last) | Date |
|--------------|------|------------------------|---------|
| Hits | 4 | 2x (UAPB) | 4/15/25 |
| Runs | 3 | 3x (at South Carolina) | 3/20/26 |
| Doubles | 2 | 2x (Missouri [DH-2]) | 4/6/25 |
| Triples | 1 | at UC Davis | 2/22/24 |
| Home Runs | 1 | 26x (Florida) | 3/29/36 |
| RBI | 6 | ULM | 3/4/25 |
| Walks | 2 | 8x (Little Rock) | 4/7/26 |
| Stolen Bases | 1 | 5x (vs. UAPB) | 4/14/26 |



27 RYDER HELFRICK

SEASON HIGHS

| Category | High | Opponent (Last) | Date |
|--------------|------|-----------------------------|---------|
| Hits | 3 | 2x (at #18 Auburn) | 4/2/26 |
| Runs | 4 | vs. Oklahoma State | 2/13/26 |
| Doubles | 2 | #3 Mississippi State [DH-1] | 3/14/26 |
| Triples | 1 | at #8 Alabama | 4/12/26 |
| Home Runs | 2 | 2x (at #18 Auburn) | 4/3/26 |
| RBI | 3 | 3x (at #18 Auburn) | 4/3/26 |
| Walks | 3 | 2x (at South Carolina) | 3/21/26 |
| Stolen Bases | 1 | 5x (Northern Colorado) | 3/17/26 |

CAREER HIGHS

| Category | High | Opponent (Last) | Date |
|--------------|------|----------------------------------|---------|
| Hits | 3 | 5x (at #18 Auburn) | 4/2/26 |
| Runs | 4 | vs. Oklahoma State | 2/13/26 |
| Doubles | 2 | 2x (#3 Mississippi State [DH-1]) | 3/14/26 |
| Triples | 1 | 3x (at #8 Alabama) | 4/12/26 |
| Home Runs | 2 | 5x (at #18 Auburn) | 4/3/26 |
| RBI | 5 | #17 Tennessee | 5/17/25 |
| Walks | 3 | 2x (at South Carolina) | 3/21/26 |
| Stolen Bases | 1 | 9x (Northern Colorado) | 3/17/26 |



42 DAMIAN RUIZ

SEASON HIGHS

| Category | High | Opponent (Last) | Date |
|--------------|------|------------------------|---------|
| Hits | 3 | at South Carolina | 3/20/26 |
| Runs | 4 | Northern Colorado | 3/17/26 |
| Doubles | 1 | 6x (at #8 Alabama) | 4/12/26 |
| Triples | -- | -- | -- |
| Home Runs | 1 | 3x (at South Carolina) | 3/21/26 |
| RBI | 3 | at South Carolina | 3/20/26 |
| Walks | 4 | vs. Texas Tech | 2/15/26 |
| Stolen Bases | 1 | 9x (vs. UAPB) | 4/14/26 |

CAREER HIGHS

| Category | High | Opponent (Last) | Date |
|--------------|------|-------------------------|---------|
| Hits | 5 | at Rice | 3/11/23 |
| Runs | 4 | 2x (at Sam Houston) | 4/15/25 |
| Doubles | 2 | 2x (at Louisiana Tech) | 2/25/25 |
| Triples | 1 | 2x (at McNeese) | 3/16/25 |
| Home Runs | 1 | 14x (at South Carolina) | 3/21/26 |
| RBI | 6 | at Rice | 3/11/23 |
| Walks | 4 | vs. Texas Tech | 2/15/26 |
| Stolen Bases | 2 | 2x (New Orleans) | 4/27/25 |



55 BRENDAN KLEIMAN

SEASON HIGHS

| Category | High | Opponent (Last) | Date |
|--------------|------|-----------------|------|
| Hits | -- | -- | -- |
| Runs | -- | -- | -- |
| Doubles | -- | -- | -- |
| Triples | -- | -- | -- |
| Home Runs | -- | -- | -- |
| RBI | -- | -- | -- |
| Walks | -- | -- | -- |
| Stolen Bases | -- | -- | -- |

CAREER HIGHS

| Category | High | Opponent (Last) | Date |
|--------------|------|--------------------------|---------|
| Hits | 4 | 3x (at Western Michigan) | 3/15/25 |
| Runs | 4 | at Northern Illinois | 5/17/25 |
| Doubles | 2 | 2x (at Western Michigan) | 3/15/25 |
| Triples | -- | -- | -- |
| Home Runs | 1 | at Notre Dame | 5/13/25 |
| RBI | 5 | at Kent State | 4/6/24 |
| Walks | 3 | at Albany | 4/17/25 |
| Stolen Bases | 1 | 2x (Central Michigan) | 3/29/24 |



1 CARSON BRUMBAUGH

SEASON HIGHS

| Category | High | Opponent (Last) | Date |
|----------------|------|-----------------|--------|
| Innings | 1.0 | at #18 Auburn | 4/2/26 |
| Longest Start | -- | -- | -- |
| Shortest Start | -- | -- | -- |
| Longest Relief | 1.0 | at #18 Auburn | 4/2/26 |
| Hits | 1 | at #18 Auburn | 4/2/26 |
| Runs | 1 | at #18 Auburn | 4/2/26 |
| Earned Runs | 1 | at #18 Auburn | 4/2/26 |
| Walks | 1 | at #18 Auburn | 4/2/26 |
| Strikeouts | 0 | at #18 Auburn | 4/2/26 |

CAREER HIGHS

| Category | High | Opponent (Last) | Date |
|----------------|------|-----------------|--------|
| Innings | 1.0 | at #18 Auburn | 4/2/26 |
| Longest Start | -- | -- | -- |
| Shortest Start | -- | -- | -- |
| Longest Relief | 1.0 | at #18 Auburn | 4/2/26 |
| Hits | 1 | at #18 Auburn | 4/2/26 |
| Runs | 1 | at #18 Auburn | 4/2/26 |
| Earned Runs | 1 | at #18 Auburn | 4/2/26 |
| Walks | 1 | at #18 Auburn | 4/2/26 |
| Strikeouts | 0 | at #18 Auburn | 4/2/26 |



13 STEELE EAVES

SEASON HIGHS

| Category | High | Opponent (Last) | Date |
|----------------|------|------------------------|---------|
| Innings | 4.0 | Stetson | 3/9/26 |
| Longest Start | 1.0 | at Missouri State | 3/31/26 |
| Shortest Start | -- | -- | -- |
| Longest Relief | 4.0 | Stetson | 3/9/26 |
| Hits | 3 | 2x (at Missouri State) | 3/31/26 |
| Runs | 4 | at Missouri State | 3/31/26 |
| Earned Runs | 4 | at Missouri State | 3/31/26 |
| Walks | 1 | 6x (at #8 Alabama) | 4/11/26 |
| Strikeouts | 4 | Arkansas State | 2/25/26 |

CAREER HIGHS

| Category | High | Opponent (Last) | Date |
|----------------|------|--------------------|---------|
| Innings | 4.0 | Stetson | 3/9/26 |
| Longest Start | 1.0 | at Missouri State | 3/31/26 |
| Shortest Start | -- | -- | -- |
| Longest Relief | 4.0 | Stetson | 3/9/26 |
| Hits | 4 | Portland | 3/7/25 |
| Runs | 4 | at Missouri State | 3/31/26 |
| Earned Runs | 4 | at Missouri State | 3/31/26 |
| Walks | 1 | 8x (at #8 Alabama) | 4/11/26 |
| Strikeouts | 4 | Arkansas State | 2/25/26 |



11 LUKE CORNELISON

SEASON HIGHS

| Category | High | Opponent (Last) | Date |
|----------------|------|------------------------|---------|
| Innings | 2.0 | 2x (Northern Colorado) | 3/18/26 |
| Longest Start | -- | -- | -- |
| Shortest Start | -- | -- | -- |
| Longest Relief | 2.0 | 2x (Northern Colorado) | 3/18/26 |
| Hits | 3 | at South Carolina | 3/20/26 |
| Runs | 2 | at South Carolina | 3/20/26 |
| Earned Runs | 2 | at South Carolina | 3/20/26 |
| Walks | 2 | Arkansas State | 2/24/26 |
| Strikeouts | 2 | 2x (at South Carolina) | 3/20/26 |

CAREER HIGHS

| Category | High | Opponent (Last) | Date |
|----------------|------|------------------------|---------|
| Innings | 2.0 | 2x (Northern Colorado) | 3/18/26 |
| Longest Start | -- | -- | -- |
| Shortest Start | -- | -- | -- |
| Longest Relief | 2.0 | 2x (Northern Colorado) | 3/18/26 |
| Hits | 3 | at South Carolina | 3/20/26 |
| Runs | 2 | at South Carolina | 3/20/26 |
| Earned Runs | 2 | at South Carolina | 3/20/26 |
| Walks | 2 | Arkansas State | 2/24/26 |
| Strikeouts | 2 | 2x (at South Carolina) | 3/20/26 |



14 MARK BRISSEY

SEASON HIGHS

| Category | High | Opponent (Last) | Date |
|----------------|------|------------------------|---------|
| Innings | 2.1 | vs. UAPB | 4/14/26 |
| Longest Start | 2.0 | Northern Colorado | 3/17/26 |
| Shortest Start | -- | -- | -- |
| Longest Relief | 2.1 | vs. UAPB | 4/14/26 |
| Hits | 3 | Florida | 3/29/36 |
| Runs | 3 | at Missouri State | 3/31/26 |
| Earned Runs | 3 | at Missouri State | 3/31/26 |
| Walks | 2 | 2x (at Missouri State) | 3/31/26 |
| Strikeouts | 3 | 5x (vs. UAPB) | 4/14/26 |

CAREER HIGHS

| Category | High | Opponent (Last) | Date |
|----------------|------|------------------------|---------|
| Innings | 2.1 | vs. UAPB | 4/14/26 |
| Longest Start | 2.0 | Northern Colorado | 3/17/26 |
| Shortest Start | -- | -- | -- |
| Longest Relief | 2.1 | vs. UAPB | 4/14/26 |
| Hits | 3 | Florida | 3/29/36 |
| Runs | 3 | at Missouri State | 3/31/26 |
| Earned Runs | 3 | at Missouri State | 3/31/26 |
| Walks | 2 | 2x (at Missouri State) | 3/31/26 |
| Strikeouts | 3 | 5x (vs. UAPB) | 4/14/26 |



15 JACKSON KIRCHER

SEASON HIGHS

| Category | High | Opponent (Last) | Date |
|----------------|------|-------------------|---------|
| Innings | 3.0 | Northern Colorado | 3/17/26 |
| Longest Start | -- | -- | -- |
| Shortest Start | -- | -- | -- |
| Longest Relief | 3.0 | Northern Colorado | 3/17/26 |
| Hits | 3 | at South Carolina | 3/22/26 |
| Runs | 3 | at South Carolina | 3/22/26 |
| Earned Runs | 2 | 2x (Florida) | 3/28/26 |
| Walks | 3 | vs. UAPB | 4/14/26 |
| Strikeouts | 6 | Northern Colorado | 3/17/26 |

CAREER HIGHS

| Category | High | Opponent (Last) | Date |
|----------------|------|------------------------|---------|
| Innings | 3.0 | Northern Colorado | 3/17/26 |
| Longest Start | -- | -- | -- |
| Shortest Start | -- | -- | -- |
| Longest Relief | 3.0 | Northern Colorado | 3/17/26 |
| Hits | 3 | at South Carolina | 3/22/26 |
| Runs | 3 | 3x (at South Carolina) | 3/22/26 |
| Earned Runs | 3 | vs. Texas Tech | 4/1/25 |
| Walks | 3 | vs. UAPB | 4/14/26 |
| Strikeouts | 6 | Northern Colorado | 3/17/26 |



22 PEYTON LEE

SEASON HIGHS

| Category | High | Opponent (Last) | Date |
|----------------|------|-------------------|---------|
| Innings | 5.0 | Northern Colorado | 3/18/26 |
| Longest Start | 5.0 | Northern Colorado | 3/18/26 |
| Shortest Start | 2.0 | 2x (UCA) | 3/24/26 |
| Longest Relief | 0.2 | at Missouri State | 3/31/26 |
| Hits | 6 | Arkansas State | 2/24/26 |
| Runs | 6 | Arkansas State | 2/24/26 |
| Earned Runs | 6 | Arkansas State | 2/24/26 |
| Walks | 3 | Northern Colorado | 3/18/26 |
| Strikeouts | 6 | Northern Colorado | 3/18/26 |

CAREER HIGHS

| Category | High | Opponent (Last) | Date |
|----------------|------|-------------------|---------|
| Innings | 5.0 | Northern Colorado | 3/18/26 |
| Longest Start | 5.0 | Northern Colorado | 3/18/26 |
| Shortest Start | 2.0 | 2x (UCA) | 3/24/26 |
| Longest Relief | 0.2 | at Missouri State | 3/31/26 |
| Hits | 6 | Arkansas State | 2/24/26 |
| Runs | 6 | Arkansas State | 2/24/26 |
| Earned Runs | 6 | Arkansas State | 2/24/26 |
| Walks | 3 | Northern Colorado | 3/18/26 |
| Strikeouts | 6 | Northern Colorado | 3/18/26 |



20 GABE GAECKLE

SEASON HIGHS

| Category | High | Opponent (Last) | Date |
|----------------|------|---------------------------|---------|
| Innings | 6.0 | Stetson | 3/6/26 |
| Longest Start | 6.0 | Stetson | 3/6/26 |
| Shortest Start | 1.1 | Florida | 3/27/26 |
| Longest Relief | 2.0 | at #8 Alabama | 4/12/26 |
| Hits | 8 | 2x (#3 Mississippi State) | 3/13/26 |
| Runs | 4 | 3x (at #18 Auburn) | 4/2/26 |
| Earned Runs | 4 | 2x (at #18 Auburn) | 4/2/26 |
| Walks | 4 | 2x (at #18 Auburn) | 4/2/26 |
| Strikeouts | 9 | vs. Oklahoma State | 2/13/26 |

CAREER HIGHS

| Category | High | Opponent (Last) | Date |
|----------------|------|--------------------|---------|
| Innings | 6.0 | 2x (Stetson) | 3/6/26 |
| Longest Start | 6.0 | Stetson | 3/6/26 |
| Shortest Start | 1.1 | Florida | 3/27/26 |
| Longest Relief | 6.0 | vs. #3 LSU | 6/14/25 |
| Hits | 10 | Charlotte | 2/28/25 |
| Runs | 9 | Charlotte | 2/28/25 |
| Earned Runs | 9 | Charlotte | 2/28/25 |
| Walks | 4 | 4x (at #18 Auburn) | 4/2/26 |
| Strikeouts | 10 | vs. #3 LSU | 6/14/25 |



26 TATE MCGUIRE

SEASON HIGHS

| Category | High | Opponent (Last) | Date |
|----------------|------|--------------------|---------|
| Innings | 5.0 | vs. #10 TCU | 2/14/26 |
| Longest Start | 3.0 | 2x (at #8 Alabama) | 4/12/26 |
| Shortest Start | -- | -- | -- |
| Longest Relief | 5.0 | vs. #10 TCU | 2/14/26 |
| Hits | 6 | Florida | 3/29/36 |
| Runs | 3 | Florida | 3/29/36 |
| Earned Runs | 3 | Florida | 3/29/36 |
| Walks | 2 | 2x (at #8 Alabama) | 4/12/26 |
| Strikeouts | 4 | vs. #10 TCU | 2/14/26 |

CAREER HIGHS

| Category | High | Opponent (Last) | Date |
|----------------|------|--------------------|---------|
| Innings | 5.0 | 2x (vs. #10 TCU) | 4/14/26 |
| Longest Start | 5.0 | Little Rock | 4/22/25 |
| Shortest Start | 3.0 | 4x (at #8 Alabama) | 4/12/26 |
| Longest Relief | 5.0 | vs. #10 TCU | 4/14/26 |
| Hits | 6 | Florida | 3/29/36 |
| Runs | 3 | 3x (Florida) | 3/29/36 |
| Earned Runs | 3 | 3x (Florida) | 3/29/36 |
| Walks | 2 | 5x (at #8 Alabama) | 4/12/26 |
| Strikeouts | 5 | UAPB | 4/15/25 |



28 JORDAN MARTIN

SEASON HIGHS

| Category | High | Opponent (Last) | Date |
|----------------|------|------------------------|---------|
| Innings | 1.0 | 3x (at South Carolina) | 3/20/26 |
| Longest Start | -- | -- | -- |
| Shortest Start | -- | -- | -- |
| Longest Relief | 1.0 | 3x (at South Carolina) | 3/20/26 |
| Hits | 2 | Oral Roberts | 3/3/26 |
| Runs | 0 | 3x (at South Carolina) | 3/20/26 |
| Earned Runs | 0 | 3x (at South Carolina) | 3/20/26 |
| Walks | 1 | 2x (at South Carolina) | 3/20/26 |
| Strikeouts | 2 | Northern Colorado | 3/17/26 |

CAREER HIGHS

| Category | High | Opponent (Last) | Date |
|----------------|------|------------------------|---------|
| Innings | 1.0 | 3x (at South Carolina) | 3/20/26 |
| Longest Start | -- | -- | -- |
| Shortest Start | -- | -- | -- |
| Longest Relief | 1.0 | 3x (at South Carolina) | 3/20/26 |
| Hits | 2 | Oral Roberts | 3/3/26 |
| Runs | 0 | 3x (at South Carolina) | 3/20/26 |
| Earned Runs | 0 | 3x (at South Carolina) | 3/20/26 |
| Walks | 1 | 2x (at South Carolina) | 3/20/26 |
| Strikeouts | 2 | Northern Colorado | 3/17/26 |



32 HUNTER DIETZ

SEASON HIGHS

| Category | High | Opponent (Last) | Date |
|----------------|------|-----------------------------|---------|
| Innings | 7.0 | 2x (at #18 Auburn) | 4/3/26 |
| Longest Start | 7.0 | 2x (at #18 Auburn) | 4/3/26 |
| Shortest Start | 2.0 | vs. #10 TCU | 2/14/26 |
| Longest Relief | -- | -- | -- |
| Hits | 6 | at #18 Auburn | 4/3/26 |
| Runs | 5 | #3 Mississippi State [DH-1] | 3/14/26 |
| Earned Runs | 5 | #3 Mississippi State [DH-1] | 3/14/26 |
| Walks | 4 | Florida | 3/28/26 |
| Strikeouts | 12 | 2x (at South Carolina) | 3/21/26 |

CAREER HIGHS

| Category | High | Opponent (Last) | Date |
|----------------|------|-----------------------------|---------|
| Innings | 7.0 | 2x (at #18 Auburn) | 4/3/26 |
| Longest Start | 7.0 | 2x (at #18 Auburn) | 4/3/26 |
| Shortest Start | 2.0 | vs. #10 TCU | 2/14/26 |
| Longest Relief | 0.2 | 2x (at #3 LSU) | 5/10/25 |
| Hits | 6 | at #18 Auburn | 4/3/26 |
| Runs | 5 | #3 Mississippi State [DH-1] | 3/14/26 |
| Earned Runs | 5 | #3 Mississippi State [DH-1] | 3/14/26 |
| Walks | 4 | Florida | 3/28/26 |
| Strikeouts | 12 | 2x (at South Carolina) | 3/21/26 |



29 COLE GIBLER

SEASON HIGHS

| Category | High | Opponent (Last) | Date |
|----------------|------|--------------------|---------|
| Innings | 4.2 | Florida | 3/27/26 |
| Longest Start | 4.1 | at #8 Alabama | 4/11/26 |
| Shortest Start | -- | -- | -- |
| Longest Relief | 4.2 | Florida | 3/27/26 |
| Hits | 5 | 2x (at #8 Alabama) | 4/11/26 |
| Runs | 4 | at #18 Auburn | 4/2/26 |
| Earned Runs | 3 | at #18 Auburn | 4/2/26 |
| Walks | 4 | at #8 Alabama | 4/11/26 |
| Strikeouts | 6 | vs. Oklahoma State | 2/13/26 |

CAREER HIGHS

| Category | High | Opponent (Last) | Date |
|----------------|------|--------------------|---------|
| Innings | 4.2 | Florida | 3/27/26 |
| Longest Start | 4.1 | at #8 Alabama | 4/11/26 |
| Shortest Start | -- | -- | -- |
| Longest Relief | 4.2 | Florida | 3/27/26 |
| Hits | 5 | 2x (at #8 Alabama) | 4/11/26 |
| Runs | 4 | at #18 Auburn | 4/2/26 |
| Earned Runs | 3 | 3x (at #18 Auburn) | 4/2/26 |
| Walks | 4 | at #8 Alabama | 4/11/26 |
| Strikeouts | 7 | Missouri State | 3/25/25 |



33 ETHAN McELVAIN

SEASON HIGHS

| Category | High | Opponent (Last) | Date |
|----------------|------|--------------------|---------|
| Innings | 2.2 | vs. Tarleton State | 2/16/26 |
| Longest Start | -- | -- | -- |
| Shortest Start | -- | -- | -- |
| Longest Relief | 2.2 | vs. Tarleton State | 2/16/26 |
| Hits | 3 | 2x (at #8 Alabama) | 4/10/26 |
| Runs | 2 | at #8 Alabama | 4/10/26 |
| Earned Runs | 2 | at #8 Alabama | 4/10/26 |
| Walks | 3 | Florida | 3/29/36 |
| Strikeouts | 5 | vs. Tarleton State | 2/16/26 |

CAREER HIGHS

| Category | High | Opponent (Last) | Date |
|----------------|------|-------------------|---------|
| Innings | 6.0 | Valparaiso | 3/26/24 |
| Longest Start | 6.0 | Valparaiso | 3/26/24 |
| Shortest Start | 0.2 | Dayton | 2/20/24 |
| Longest Relief | 3.1 | at LSU | 4/5/24 |
| Hits | 6 | vs. Nebraska | 2/15/25 |
| Runs | 6 | at Texas A&M | 4/14/24 |
| Earned Runs | 4 | 2x (Saint Mary's) | 2/22/25 |
| Walks | 4 | Xavier | 3/8/25 |
| Strikeouts | 7 | Xavier | 3/8/25 |



34 JOEY LORENZINI

SEASON HIGHS

| Category | High | Opponent (Last) | Date |
|----------------|------|-------------------|---------|
| Innings | 1.0 | Oral Roberts | 3/3/26 |
| Longest Start | -- | -- | -- |
| Shortest Start | -- | -- | -- |
| Longest Relief | 1.0 | Oral Roberts | 3/3/26 |
| Hits | 3 | Northern Colorado | 3/18/26 |
| Runs | 4 | Northern Colorado | 3/18/26 |
| Earned Runs | 4 | Northern Colorado | 3/18/26 |
| Walks | 1 | Oral Roberts | 3/3/26 |
| Strikeouts | 0 | Oral Roberts | 3/3/26 |

CAREER HIGHS

| Category | High | Opponent (Last) | Date |
|----------------|------|-------------------|---------|
| Innings | 1.0 | Oral Roberts | 3/3/26 |
| Longest Start | -- | -- | -- |
| Shortest Start | -- | -- | -- |
| Longest Relief | 1.0 | Oral Roberts | 3/3/26 |
| Hits | 3 | Northern Colorado | 3/18/26 |
| Runs | 4 | Northern Colorado | 3/18/26 |
| Earned Runs | 4 | Northern Colorado | 3/18/26 |
| Walks | 1 | Oral Roberts | 3/3/26 |
| Strikeouts | 0 | Oral Roberts | 3/3/26 |



36 PARKER COIL

SEASON HIGHS

| Category | High | Opponent (Last) | Date |
|----------------|------|------------------------|---------|
| Innings | 3.0 | 2x (UCA) | 3/24/26 |
| Longest Start | -- | -- | -- |
| Shortest Start | -- | -- | -- |
| Longest Relief | 3.0 | 2x (UCA) | 3/24/26 |
| Hits | 3 | 3x (at Missouri State) | 3/31/26 |
| Runs | 3 | at Missouri State | 3/31/26 |
| Earned Runs | 2 | Xavier | 2/21/26 |
| Walks | 2 | 2x (at #8 Alabama) | 4/12/26 |
| Strikeouts | 6 | Arkansas State | 2/25/26 |

CAREER HIGHS

| Category | High | Opponent (Last) | Date |
|----------------|------|-------------------------|---------|
| Innings | 3.2 | Army | 3/7/23 |
| Longest Start | 3.2 | Army | 3/7/23 |
| Shortest Start | 2.0 | vs. Lipscomb | 5/2/23 |
| Longest Relief | 3.1 | 2x (North Dakota State) | 5/30/25 |
| Hits | 6 | Army | 3/7/23 |
| Runs | 4 | 2x (James Madison) | 2/17/24 |
| Earned Runs | 4 | 2x (James Madison) | 2/17/24 |
| Walks | 3 | vs. #15 TCU | 2/18/23 |
| Strikeouts | 6 | Arkansas State | 2/25/26 |



38 COLIN FISHER

SEASON HIGHS

| Category | High | Opponent (Last) | Date |
|----------------|------|--------------------|---------|
| Innings | 8.0 | Xavier | 2/22/26 |
| Longest Start | 8.0 | Xavier | 2/22/26 |
| Shortest Start | 2.1 | 2x (Florida) | 3/29/36 |
| Longest Relief | 3.0 | at #8 Alabama | 4/11/26 |
| Hits | 6 | 2x (Florida) | 3/29/36 |
| Runs | 5 | at #18 Auburn | 4/4/26 |
| Earned Runs | 5 | at #18 Auburn | 4/4/26 |
| Walks | 2 | 5x (at #8 Alabama) | 4/11/26 |
| Strikeouts | 11 | Xavier | 2/22/26 |

CAREER HIGHS

| Category | High | Opponent (Last) | Date |
|----------------|------|-----------------|---------|
| Innings | 8.0 | Xavier | 2/22/26 |
| Longest Start | 8.0 | Xavier | 2/22/26 |
| Shortest Start | 1.0 | Grambling | 2/27/24 |
| Longest Relief | 2.2 | at #8 Alabama | 4/11/26 |
| Hits | 6 | 3x (Florida) | 3/29/36 |
| Runs | 5 | at #18 Auburn | 4/4/26 |
| Earned Runs | 5 | at #18 Auburn | 4/4/26 |
| Walks | 3 | 3x (at #3 LSU) | 5/10/25 |
| Strikeouts | 11 | Xavier | 2/22/26 |



40 JAMES DeCREMER

SEASON HIGHS

| Category | High | Opponent (Last) | Date |
|----------------|------|-----------------|---------|
| Innings | 3.2 | Arkansas State | 2/25/26 |
| Longest Start | 3.2 | Arkansas State | 2/25/26 |
| Shortest Start | 0.0 | Stetson | 3/9/26 |
| Longest Relief | 2.0 | vs. Texas Tech | 2/15/26 |
| Hits | 5 | Oral Roberts | 3/3/26 |
| Runs | 4 | Stetson | 3/9/26 |
| Earned Runs | 4 | Stetson | 3/9/26 |
| Walks | 1 | 3x (Stetson) | 3/9/26 |
| Strikeouts | 3 | Arkansas State | 2/25/26 |

CAREER HIGHS

| Category | High | Opponent (Last) | Date |
|----------------|------|-------------------|---------|
| Innings | 5.0 | USC | 6/2/25 |
| Longest Start | 5.0 | USC | 6/2/25 |
| Shortest Start | 0.0 | Stetson | 3/9/26 |
| Longest Relief | 4.0 | Portland | 5/13/25 |
| Hits | 5 | 2x (Oral Roberts) | 3/3/26 |
| Runs | 5 | at Oregon | 4/26/25 |
| Earned Runs | 4 | 2x (Stetson) | 3/9/26 |
| Walks | 3 | at UCLA | 4/15/25 |
| Strikeouts | 6 | 2x (USC) | 6/2/25 |



44 CARSON WIGGINS

SEASON HIGHS

| Category | High | Opponent (Last) | Date |
|----------------|------|-----------------|------|
| Innings | -- | -- | -- |
| Longest Start | -- | -- | -- |
| Shortest Start | -- | -- | -- |
| Longest Relief | -- | -- | -- |
| Hits | -- | -- | -- |
| Runs | -- | -- | -- |
| Earned Runs | -- | -- | -- |
| Walks | -- | -- | -- |
| Strikeouts | -- | -- | -- |

CAREER HIGHS

| Category | High | Opponent (Last) | Date |
|----------------|------|--------------------|---------|
| Innings | 2.0 | 2x (at #7 Georgia) | 4/13/25 |
| Longest Start | -- | -- | -- |
| Shortest Start | -- | -- | -- |
| Longest Relief | 2.0 | 2x (at #7 Georgia) | 4/13/25 |
| Hits | 1 | 7x (at Florida) | 4/27/25 |
| Runs | 1 | 6x (at Florida) | 4/27/25 |
| Earned Runs | 1 | 5x (at Florida) | 4/27/25 |
| Walks | 3 | at #13 Ole Miss | 3/16/25 |
| Strikeouts | 4 | at #7 Georgia | 4/13/25 |



48 COOPER DOSSETT

SEASON HIGHS

| Category | High | Opponent (Last) | Date |
|----------------|------|------------------------|---------|
| Innings | 2.1 | at Missouri State | 3/31/26 |
| Longest Start | -- | -- | -- |
| Shortest Start | -- | -- | -- |
| Longest Relief | 2.1 | at Missouri State | 3/31/26 |
| Hits | 3 | 2x (at Missouri State) | 3/31/26 |
| Runs | 4 | vs. Texas Tech | 2/15/26 |
| Earned Runs | 4 | vs. Texas Tech | 2/15/26 |
| Walks | 3 | vs. Texas Tech | 2/15/26 |
| Strikeouts | 4 | at Missouri State | 3/31/26 |

CAREER HIGHS

| Category | High | Opponent (Last) | Date |
|----------------|------|------------------------|---------|
| Innings | 3.0 | vs. UAPB | 4/23/24 |
| Longest Start | -- | -- | -- |
| Shortest Start | -- | -- | -- |
| Longest Relief | 3.0 | vs. UAPB | 4/23/24 |
| Hits | 3 | 2x (at Missouri State) | 3/31/26 |
| Runs | 4 | 2x (vs. Texas Tech) | 2/15/26 |
| Earned Runs | 4 | 2x (vs. Texas Tech) | 2/15/26 |
| Walks | 3 | 2x (vs. Texas Tech) | 2/15/26 |
| Strikeouts | 4 | 2x (at Missouri State) | 3/31/26 |



45 TYE BRISCOE

SEASON HIGHS

| Category | High | Opponent (Last) | Date |
|----------------|------|-----------------|---------|
| Innings | 1.0 | UCA | 3/24/26 |
| Longest Start | -- | -- | -- |
| Shortest Start | -- | -- | -- |
| Longest Relief | 1.0 | UCA | 3/24/26 |
| Hits | 0 | 2x (Florida) | 3/28/26 |
| Runs | 0 | 2x (Florida) | 3/28/26 |
| Earned Runs | 0 | 2x (Florida) | 3/28/26 |
| Walks | 1 | Florida | 3/28/26 |
| Strikeouts | 3 | UCA | 3/24/26 |

CAREER HIGHS

| Category | High | Opponent (Last) | Date |
|----------------|------|-----------------|---------|
| Innings | 1.0 | UCA | 3/24/26 |
| Longest Start | -- | -- | -- |
| Shortest Start | -- | -- | -- |
| Longest Relief | 1.0 | UCA | 3/24/26 |
| Hits | 0 | 2x (Florida) | 3/28/26 |
| Runs | 0 | 2x (Florida) | 3/28/26 |
| Earned Runs | 0 | 2x (Florida) | 3/28/26 |
| Walks | 1 | Florida | 3/28/26 |
| Strikeouts | 3 | UCA | 3/24/26 |

Record: 25-13 Home: 15-8 Away: 6-4 Neutral: 4-1 SEC: 8-7

| Player | avg | gp-gs | ab | r | h | 2b | 3b | hr | rbi | tb | slg% | bb | hp | so | gdp | ob% | sf | sh | sb-att | po | a | e | fld% | |
|---------------------|------|-------|------|-----|-----|----|----|----|-----|-----|------|-----|----|-----|-----|------|----|----|--------|-----|-----|----|-------|--|
| 12 Carter Rutenbar | .342 | 29-18 | 79 | 18 | 27 | 7 | 0 | 1 | 8 | 37 | .468 | 16 | 1 | 19 | 2 | .458 | 0 | 0 | 2-3 | 75 | 4 | 2 | .975 | |
| 42 Damian Ruiz | .327 | 29-29 | 98 | 29 | 32 | 6 | 0 | 3 | 14 | 47 | .480 | 23 | 5 | 22 | 2 | .472 | 1 | 1 | 9-10 | 29 | 0 | 2 | .935 | |
| 8 Camden Kozeal | .308 | 37-37 | 146 | 35 | 45 | 13 | 1 | 9 | 42 | 87 | .596 | 24 | 2 | 32 | 0 | .410 | 1 | 1 | 1-1 | 45 | 90 | 4 | .971 | |
| 27 Ryder Helfrick | .292 | 37-37 | 130 | 35 | 38 | 5 | 1 | 12 | 34 | 81 | .623 | 37 | 0 | 32 | 1 | .434 | 6 | 0 | 5-6 | 364 | 25 | 4 | .990 | |
| 25 Kuhio Aloy | .281 | 33-33 | 121 | 23 | 34 | 5 | 0 | 5 | 30 | 54 | .446 | 10 | 2 | 32 | 5 | .346 | 0 | 0 | 5-5 | 13 | 0 | 3 | .813 | |
| 17 Zack Stewart | .280 | 28-28 | 93 | 16 | 26 | 4 | 0 | 6 | 17 | 48 | .516 | 15 | 5 | 26 | 0 | .400 | 2 | 0 | 0-0 | 28 | 0 | 1 | .966 | |
| 3 Nolan Souza | .279 | 35-34 | 129 | 29 | 36 | 12 | 0 | 2 | 22 | 54 | .419 | 11 | 3 | 32 | 1 | .345 | 2 | 1 | 8-10 | 38 | 81 | 3 | .975 | |
| 5 TJ Pompey | .269 | 34-30 | 108 | 25 | 29 | 3 | 1 | 8 | 21 | 58 | .537 | 12 | 2 | 51 | 0 | .350 | 1 | 0 | 9-10 | 23 | 50 | 7 | .913 | |
| 4 Maika Niu | .265 | 36-34 | 132 | 25 | 35 | 8 | 0 | 5 | 30 | 58 | .439 | 11 | 2 | 39 | 2 | .327 | 2 | 0 | 9-11 | 67 | 2 | 0 | 1.000 | |
| 18 Reese Robinett | .240 | 37-34 | 121 | 17 | 29 | 10 | 0 | 1 | 18 | 42 | .347 | 18 | 3 | 32 | 1 | .352 | 0 | 0 | 3-3 | 246 | 18 | 0 | 1.000 | |
| ----- | | | | | | | | | | | | | | | | | | | | | | | | |
| 16 Christian Turner | .256 | 28-9 | 43 | 9 | 11 | 1 | 1 | 1 | 7 | 17 | .395 | 5 | 0 | 16 | 0 | .333 | 0 | 0 | 0-0 | 19 | 0 | 0 | 1.000 | |
| 1 Carson Brumbaugh | .140 | 17-15 | 50 | 6 | 7 | 3 | 0 | 0 | 2 | 10 | .200 | 2 | 0 | 15 | 4 | .167 | 2 | 1 | 0-1 | 9 | 44 | 5 | .914 | |
| 9 Alexander Peck | .077 | 11-2 | 13 | 1 | 1 | 0 | 0 | 0 | 0 | 1 | .077 | 2 | 0 | 4 | 1 | .200 | 0 | 0 | 0-0 | 18 | 1 | 0 | 1.000 | |
| 24 Landon Schaefer | .000 | 6-1 | 5 | 3 | 0 | 0 | 0 | 0 | 0 | 0 | .000 | 2 | 0 | 2 | 0 | .286 | 0 | 0 | 1-1 | 2 | 0 | 1 | .667 | |
| 19 Carson Willis | .000 | 1-1 | 3 | 0 | 0 | 0 | 0 | 0 | 0 | 0 | .000 | 1 | 0 | 0 | 0 | .250 | 0 | 0 | 0-0 | 0 | 0 | 0 | .000 | |
| 55 Brendan Kleiman | .000 | 2-0 | 1 | 0 | 0 | 0 | 0 | 0 | 0 | 0 | .000 | 0 | 0 | 1 | 0 | .000 | 0 | 0 | 0-0 | 1 | 0 | 0 | 1.000 | |
| 11 Luke Cornelison | .000 | 1-0 | 0 | 0 | 0 | 0 | 0 | 0 | 0 | 0 | .000 | 0 | 0 | 0 | 0 | .000 | 0 | 0 | 0-0 | 0 | 0 | 0 | .000 | |
| Totals | .275 | 38 | 1272 | 271 | 350 | 77 | 4 | 53 | 245 | 594 | .467 | 189 | 25 | 355 | 19 | .375 | 17 | 4 | 52-61 | 984 | 346 | 34 | .975 | |
| Opponents | .233 | 38 | 1239 | 164 | 289 | 40 | 1 | 40 | 152 | 451 | .364 | 130 | 31 | 378 | 25 | .320 | 7 | 9 | 30-39 | 957 | 327 | 38 | .971 | |

LOB - Team (279), Opp (268). DPs turned - Team (28), Opp (26). IBB - Team (5), Helfrick 2, Kozeal 2, Rutenbar 1, Opp (4).
Picked off - Pompey 2, Souza 1.

(All games Sorted by Earned run avg)

| Player | era | w-l | app | gs | cg | sho | sv | ip | h | r | er | bb | so | 2b | 3b | hr | b/avg | wp | hp | bk | sfa | sha | | |
|--------------------|-------|-------|-----|----|----|-----|----|-------|-----|-----|-----|-----|-----|----|----|----|-------|----|----|----|-----|-----|--|--|
| 29 Cole Gibler | 2.78 | 3-0 | 10 | 1 | 0 | 0/0 | 1 | 32.1 | 24 | 12 | 10 | 13 | 30 | 3 | 0 | 3 | .202 | 3 | 3 | 0 | 1 | 0 | | |
| 32 Hunter Dietz | 3.61 | 3-2 | 9 | 9 | 0 | 0/1 | 0 | 47.1 | 37 | 23 | 19 | 17 | 78 | 7 | 0 | 3 | .208 | 7 | 4 | 0 | 0 | 3 | | |
| 20 Gabe Gaeckle | 3.98 | 5-3 | 11 | 8 | 0 | 0/1 | 0 | 40.2 | 47 | 21 | 18 | 22 | 45 | 9 | 0 | 5 | .290 | 1 | 2 | 0 | 3 | 2 | | |
| 38 Colin Fisher | 4.17 | 4-4 | 10 | 9 | 1 | 1/0 | 0 | 41.0 | 36 | 21 | 19 | 11 | 43 | 6 | 0 | 3 | .234 | 1 | 4 | 0 | 0 | 0 | | |
| ----- | | | | | | | | | | | | | | | | | | | | | | | | |
| 28 Jordan Martin | 0.00 | 0-0 | 3 | 0 | 0 | 0/0 | 0 | 3.0 | 4 | 0 | 0 | 2 | 3 | 0 | 0 | 0 | .333 | 0 | 0 | 0 | 0 | 0 | | |
| 45 Tye Briscoe | 0.00 | 0-0 | 2 | 0 | 0 | 0/0 | 0 | 1.0 | 0 | 0 | 0 | 1 | 3 | 0 | 0 | 0 | .000 | 0 | 0 | 0 | 0 | 0 | | |
| 33 Ethan McElvain | 1.40 | 3-0 | 11 | 0 | 0 | 0/1 | 2 | 19.1 | 12 | 3 | 3 | 6 | 30 | 1 | 0 | 0 | .164 | 0 | 3 | 0 | 0 | 0 | | |
| 36 Parker Coil | 2.10 | 1-0 | 15 | 0 | 0 | 0/2 | 2 | 25.2 | 20 | 9 | 6 | 6 | 31 | 3 | 0 | 5 | .211 | 0 | 0 | 0 | 2 | 2 | | |
| 13 Steele Eaves | 3.20 | 4-1 | 15 | 1 | 0 | 0/2 | 0 | 25.1 | 20 | 10 | 9 | 6 | 22 | 2 | 0 | 5 | .213 | 1 | 4 | 1 | 1 | 1 | | |
| 26 Tate McGuire | 3.76 | 0-0 | 11 | 2 | 0 | 0/1 | 0 | 26.1 | 21 | 12 | 11 | 8 | 21 | 1 | 0 | 4 | .221 | 1 | 1 | 0 | 0 | 0 | | |
| 11 Luke Cornelison | 4.50 | 0-0 | 4 | 0 | 0 | 0/0 | 0 | 6.0 | 7 | 4 | 3 | 2 | 6 | 0 | 0 | 2 | .280 | 1 | 0 | 0 | 0 | 0 | | |
| 22 Peyton Lee | 5.79 | 1-2 | 5 | 4 | 0 | 0/0 | 0 | 14.0 | 14 | 9 | 9 | 6 | 15 | 1 | 1 | 3 | .264 | 1 | 3 | 0 | 0 | 0 | | |
| 15 Jackson Kircher | 6.00 | 1-0 | 10 | 0 | 0 | 0/0 | 0 | 9.0 | 8 | 7 | 6 | 8 | 15 | 1 | 0 | 1 | .235 | 2 | 2 | 0 | 0 | 0 | | |
| 40 James DeCremer | 6.10 | 0-1 | 7 | 3 | 0 | 0/1 | 0 | 10.1 | 15 | 7 | 7 | 3 | 5 | 3 | 0 | 1 | .357 | 2 | 1 | 1 | 0 | 1 | | |
| 14 Mark Brissey | 6.28 | 0-0 | 11 | 1 | 0 | 0/1 | 1 | 14.1 | 10 | 10 | 10 | 9 | 20 | 0 | 0 | 1 | .192 | 1 | 3 | 0 | 0 | 0 | | |
| 48 Cooper Dossett | 8.71 | 0-0 | 9 | 0 | 0 | 0/1 | 0 | 10.1 | 8 | 10 | 10 | 8 | 11 | 2 | 0 | 2 | .216 | 0 | 0 | 1 | 0 | 0 | | |
| 1 Carson Brumbaugh | 9.00 | 0-0 | 1 | 0 | 0 | 0/0 | 0 | 1.0 | 1 | 1 | 1 | 1 | 0 | 1 | 0 | 0 | .333 | 2 | 0 | 0 | 0 | 0 | | |
| 34 Joey Lorenzini | 45.00 | 0-0 | 2 | 0 | 0 | 0/0 | 0 | 1.0 | 5 | 5 | 5 | 1 | 0 | 0 | 0 | 2 | .625 | 0 | 1 | 1 | 0 | 0 | | |
| Totals | 4.01 | 25-13 | 38 | 38 | 1 | 4/3 | 6 | 328.0 | 289 | 164 | 146 | 130 | 378 | 40 | 1 | 40 | .233 | 23 | 31 | 4 | 7 | 9 | | |
| Opponents | 6.74 | 13-25 | 38 | 38 | 0 | 0/0 | 10 | 319.0 | 350 | 271 | 239 | 189 | 355 | 77 | 4 | 53 | .275 | 43 | 25 | 3 | 17 | 4 | | |

PB - Team (4), Helfrick 4, Opp (6). Pickoffs - Team (5), Fisher 2, Lee 1, Brissey 1, Helfrick 1, Opp (3). SBA/ATT - Helfrick (30-37), Gaeckle (6-8), Gibler (6-7), Fisher (1-4), Dietz (3-4), Brissey (4-4), Coil (3-3), Lee (2-2), Dossett (0-2), McGuire (2-2), Kircher (1-1), Eaves (1-1), McElvain (1-1).

Record: 8-7 Home: 2-4 Away: 6-3 SEC: 8-7

| Player | avg | gp-gs | ab | r | h | 2b | 3b | hr | rbi | tb | slg% | bb | hp | so | gdp | ob% | sf | sh | sb-att | po | a | e | fld% | |
|---------------------|------|-------|-----|----|-----|----|----|----|-----|-----|------|----|----|-----|-----|------|----|----|--------|-----|-----|----|-------|--|
| 3 Nolan Souza | .333 | 15-15 | 57 | 13 | 19 | 6 | 0 | 1 | 9 | 28 | .491 | 3 | 1 | 13 | 0 | .371 | 1 | 0 | 2-2 | 22 | 45 | 1 | .985 | |
| 5 TJ Pompey | .333 | 13-10 | 39 | 10 | 13 | 2 | 1 | 4 | 10 | 29 | .744 | 1 | 1 | 18 | 0 | .366 | 0 | 0 | 3-3 | 6 | 20 | 4 | .867 | |
| 12 Carter Rutenbar | .302 | 13-10 | 43 | 8 | 13 | 4 | 0 | 0 | 2 | 17 | .395 | 4 | 0 | 13 | 0 | .362 | 0 | 0 | 1-2 | 44 | 3 | 1 | .979 | |
| 42 Damian Ruiz | .282 | 11-11 | 39 | 10 | 11 | 2 | 0 | 2 | 5 | 19 | .487 | 7 | 1 | 12 | 0 | .404 | 0 | 1 | 1-1 | 12 | 0 | 2 | .857 | |
| 27 Ryder Helfrick | .250 | 15-15 | 56 | 13 | 14 | 2 | 1 | 6 | 17 | 36 | .643 | 12 | 0 | 17 | 0 | .366 | 3 | 0 | 1-1 | 141 | 15 | 1 | .994 | |
| 25 Kuhio Aloy | .205 | 13-13 | 44 | 9 | 9 | 1 | 0 | 2 | 5 | 16 | .364 | 3 | 2 | 14 | 1 | .286 | 0 | 0 | 2-2 | 4 | 0 | 1 | .800 | |
| 4 Maika Niu | .196 | 15-13 | 51 | 9 | 10 | 3 | 0 | 2 | 9 | 19 | .373 | 5 | 2 | 16 | 0 | .288 | 1 | 0 | 4-6 | 28 | 2 | 0 | 1.000 | |
| 8 Camden Kozeal | .194 | 15-15 | 62 | 7 | 12 | 3 | 0 | 2 | 8 | 21 | .339 | 6 | 1 | 16 | 0 | .275 | 0 | 1 | 0-0 | 16 | 38 | 0 | 1.000 | |
| 18 Reese Robinett | .180 | 15-14 | 50 | 5 | 9 | 4 | 0 | 0 | 6 | 13 | .260 | 5 | 1 | 16 | 0 | .268 | 0 | 0 | 0-0 | 80 | 11 | 0 | 1.000 | |
| 17 Zack Stewart | .156 | 13-13 | 45 | 2 | 7 | 1 | 0 | 1 | 5 | 11 | .244 | 7 | 2 | 16 | 0 | .296 | 0 | 0 | 0-0 | 15 | 0 | 1 | .938 | |
| ----- | | | | | | | | | | | | | | | | | | | | | | | | |
| 16 Christian Turner | .158 | 12-5 | 19 | 1 | 3 | 1 | 0 | 0 | 3 | 4 | .211 | 0 | 0 | 7 | 0 | .158 | 0 | 0 | 0-0 | 9 | 0 | 0 | 1.000 | |
| 9 Alexander Peck | .000 | 4-1 | 6 | 1 | 0 | 0 | 0 | 0 | 0 | 0 | .000 | 2 | 0 | 3 | 1 | .250 | 0 | 0 | 0-0 | 11 | 0 | 0 | 1.000 | |
| 1 Carson Brumbaugh | .000 | 2-0 | 1 | 0 | 0 | 0 | 0 | 0 | 0 | 0 | .000 | 0 | 0 | 1 | 0 | .000 | 0 | 0 | 0-0 | 1 | 0 | 0 | 1.000 | |
| 24 Landon Schaefer | .000 | 3-0 | 1 | 2 | 0 | 0 | 0 | 0 | 0 | 0 | .000 | 0 | 0 | 0 | 0 | .000 | 0 | 0 | 1-1 | 1 | 0 | 1 | .500 | |
| Totals | .234 | 15 | 513 | 90 | 120 | 29 | 2 | 20 | 79 | 213 | .415 | 55 | 11 | 162 | 2 | .318 | 5 | 2 | 15-18 | 393 | 144 | 13 | .976 | |
| Opponents | .279 | 15 | 517 | 87 | 144 | 21 | 0 | 19 | 82 | 222 | .429 | 70 | 13 | 140 | 11 | .376 | 4 | 2 | 15-22 | 396 | 131 | 20 | .963 | |

LOB - Team (100), Opp (126). DPs turned - Team (13), Opp (5). IBB - Team (1), Helfrick 1, Opp (3). Picked off - Souza 1.

(SEC games only Sorted by Earned run avg)

| Player | era | w-l | app | gs | cg | sho | sv | ip | h | r | er | bb | so | 2b | 3b | hr | b/avg | wp | hp | bk | sfa | sha |
|--------------------|-------|-----|-----|----|----|-----|----|-------|-----|----|----|----|-----|----|----|----|-------|----|----|----|-----|-----|
| 33 Ethan McElvain | 2.53 | 1-0 | 6 | 0 | 0 | 0/0 | 2 | 10.2 | 9 | 3 | 3 | 4 | 15 | 1 | 0 | 0 | .214 | 0 | 2 | 0 | 0 | 0 |
| 32 Hunter Dietz | 4.13 | 1-1 | 5 | 5 | 0 | 0/0 | 0 | 28.1 | 23 | 14 | 13 | 12 | 44 | 4 | 0 | 3 | .217 | 6 | 2 | 0 | 0 | 2 |
| 29 Cole Gibler | 4.50 | 2-0 | 6 | 1 | 0 | 0/0 | 0 | 18.0 | 18 | 11 | 9 | 10 | 15 | 2 | 0 | 2 | .261 | 3 | 2 | 0 | 1 | 0 |
| 20 Gabe Gaekle | 5.68 | 3-2 | 6 | 4 | 0 | 0/0 | 0 | 19.0 | 25 | 14 | 12 | 16 | 17 | 5 | 0 | 2 | .321 | 1 | 1 | 0 | 2 | 0 |
| 38 Colin Fisher | 9.60 | 1-3 | 5 | 4 | 0 | 0/0 | 0 | 15.0 | 22 | 16 | 16 | 8 | 12 | 4 | 0 | 1 | .349 | 1 | 3 | 0 | 0 | 0 |
| ----- | | | | | | | | | | | | | | | | | | | | | | |
| 48 Cooper Dossett | 0.00 | 0-0 | 2 | 0 | 0 | 0/0 | 0 | 2.1 | 0 | 0 | 0 | 3 | 2 | 0 | 0 | 0 | .000 | 0 | 0 | 0 | 0 | 0 |
| 40 James DeCremer | 0.00 | 0-0 | 2 | 0 | 0 | 0/0 | 0 | 2.0 | 1 | 0 | 0 | 0 | 0 | 1 | 0 | 0 | .167 | 0 | 0 | 0 | 0 | 0 |
| 28 Jordan Martin | 0.00 | 0-0 | 1 | 0 | 0 | 0/0 | 0 | 1.0 | 1 | 0 | 0 | 1 | 0 | 0 | 0 | 0 | .333 | 0 | 0 | 0 | 0 | 0 |
| 45 Tye Briscoe | 0.00 | 0-0 | 1 | 0 | 0 | 0/0 | 0 | 0.0 | 0 | 0 | 0 | 1 | 0 | 0 | 0 | 0 | | 0 | 0 | 0 | 0 | 0 |
| 36 Parker Coil | 1.08 | 0-0 | 6 | 0 | 0 | 0/0 | 1 | 8.1 | 5 | 1 | 1 | 2 | 8 | 0 | 0 | 1 | .167 | 0 | 0 | 0 | 0 | 0 |
| 13 Steele Eaves | 4.82 | 0-1 | 7 | 0 | 0 | 0/0 | 0 | 9.1 | 9 | 6 | 5 | 2 | 10 | 1 | 0 | 4 | .243 | 1 | 2 | 1 | 1 | 0 |
| 26 Tate McGuire | 6.10 | 0-0 | 5 | 1 | 0 | 0/0 | 0 | 10.1 | 15 | 8 | 7 | 6 | 9 | 1 | 0 | 2 | .349 | 1 | 0 | 0 | 0 | 0 |
| 1 Carson Brumbaugh | 9.00 | 0-0 | 1 | 0 | 0 | 0/0 | 0 | 1.0 | 1 | 1 | 1 | 1 | 0 | 1 | 0 | 0 | .333 | 2 | 0 | 0 | 0 | 0 |
| 11 Luke Cornelison | 13.50 | 0-0 | 2 | 0 | 0 | 0/0 | 0 | 2.0 | 4 | 3 | 3 | 0 | 3 | 0 | 0 | 2 | .400 | 0 | 0 | 0 | 0 | 0 |
| 14 Mark Brissey | 16.88 | 0-0 | 3 | 0 | 0 | 0/0 | 0 | 2.2 | 5 | 5 | 5 | 2 | 3 | 0 | 0 | 1 | .385 | 1 | 0 | 0 | 0 | 0 |
| 15 Jackson Kircher | 36.00 | 0-0 | 4 | 0 | 0 | 0/0 | 0 | 1.0 | 6 | 5 | 4 | 2 | 2 | 1 | 0 | 1 | .667 | 0 | 1 | 0 | 0 | 0 |
| Totals | 5.43 | 8-7 | 15 | 15 | 0 | 0/0 | 3 | 131.0 | 144 | 87 | 79 | 70 | 140 | 21 | 0 | 19 | .279 | 16 | 13 | 1 | 4 | 2 |
| Opponents | 5.32 | 7-8 | 15 | 15 | 0 | 0/0 | 5 | 132.0 | 120 | 90 | 78 | 55 | 162 | 29 | 2 | 20 | .234 | 15 | 11 | 1 | 5 | 2 |

PB - Team (3), Helfrick 3, Opp (2). Pickoffs - Team (2), Helfrick 1, Fisher 1, Opp (1). SBA/ATT - Helfrick (15-21), Gibler (5-6), Dietz (3-4), Gaekle (3-4), Dossett (0-2), Coil (2-2), Fisher (0-2), Brissey (1-1), McGuire (1-1).

| Score by innings | 1 | 2 | 3 | 4 | 5 | 6 | 7 | 8 | 9 | EX | Total |
|------------------|----|----|----|----|----|----|----|----|----|----|-------|
| Arkansas | 33 | 25 | 34 | 28 | 47 | 25 | 25 | 38 | 14 | 2 | 271 |
| Opponents | 14 | 31 | 16 | 21 | 24 | 15 | 15 | 13 | 14 | 1 | 164 |

Record when ...

| | | | |
|----------------------|-------|----------------------|------|
| Overall | 25-13 | After 6 leading | 19-0 |
| Conference | 8-7 | trailing | 3-13 |
| Non-Conference | 17-6 | tied | 3-0 |
| Home games | 15-8 | After 7 leading | 14-1 |
| Away games | 6-4 | trailing | 3-12 |
| Neutral site | 4-1 | tied | 3-0 |
| Day games | 16-9 | After 8 leading | 15-1 |
| Night games | 9-4 | trailing | 1-12 |
| vs Left starter | 7-3 | tied | 1-0 |
| vs Right starter | 18-10 | | |
| 1-Run games | 7-4 | Hit 0 home runs | 8-5 |
| 2-Run games | 2-1 | ... 1 home run | 6-4 |
| 5+Run games | 14-6 | ... 2+ home runs | 11-4 |
| Extra innings | 2-1 | | |
| Shutouts | 4-0 | Opponent 0 home runs | 16-1 |
| | | 1 home run | 5-5 |
| Scoring 0-2 runs | 1-3 | 2+ HRs | 4-7 |
| 3-5 runs | 6-8 | | |
| 6-9 runs | 8-1 | Made 0 errors | 7-8 |
| 10+ runs | 10-1 | 1 error | 11-2 |
| | | 2+ errors | 7-3 |
| Opponent 0-2 runs | 17-0 | | |
| 3-5 runs | 5-3 | Opp. made 0 errors | 5-6 |
| 6-9 runs | 3-7 | 1 error | 13-4 |
| 10+ runs | 0-3 | 2+ errors | 7-3 |
| Scored in 1st inning | 12-4 | Out-hit opponent | 19-2 |
| Opp. scored in 1st | 3-5 | Out-hit by opponent | 5-11 |
| Scores first | 17-5 | Hits are tied | 1-0 |
| Opp. scores first | 8-8 | | |

Record when team scores:

| | | | | | | | | | | | |
|------|-----|-----|-----|-----|-----|-----|-----|-----|-----|-----|------|
| Runs | 0 | 1 | 2 | 3 | 4 | 5 | 6 | 7 | 8 | 9 | 10+ |
| W-L | 0-0 | 1-1 | 0-2 | 4-2 | 0-6 | 2-0 | 1-1 | 5-0 | 0-0 | 2-0 | 10-1 |

Record when opponent scores:

| | | | | | | | | | | | |
|------|-----|-----|-----|-----|-----|-----|-----|-----|-----|-----|-----|
| Runs | 0 | 1 | 2 | 3 | 4 | 5 | 6 | 7 | 8 | 9 | 10+ |
| W-L | 4-0 | 4-0 | 9-0 | 1-0 | 2-2 | 2-1 | 3-1 | 0-3 | 0-1 | 0-2 | 0-3 |

Record when leading after:

| | | | | | | | | |
|------|------|------|------|------|------|------|------|------|
| Inn. | 1 | 2 | 3 | 4 | 5 | 6 | 7 | 8 |
| W-L | 11-3 | 16-1 | 17-2 | 17-1 | 20-1 | 19-0 | 14-1 | 15-1 |

Record when trailing after:

| | | | | | | | | |
|------|-----|-----|------|------|------|------|------|------|
| Inn. | 1 | 2 | 3 | 4 | 5 | 6 | 7 | 8 |
| W-L | 2-4 | 6-8 | 6-10 | 7-11 | 2-12 | 3-13 | 3-12 | 1-12 |

Record when tied after:

| | | | | | | | | |
|------|------|-----|-----|-----|-----|-----|-----|-----|
| Inn. | 1 | 2 | 3 | 4 | 5 | 6 | 7 | 8 |
| W-L | 12-6 | 3-4 | 2-1 | 1-1 | 3-0 | 3-0 | 3-0 | 1-0 |

Current winning streak: 5

Longest winning streak: 5

Longest losing streak: 5

Home attendance : 219694 (23 dates avg = 9551)

Away attendance : 126165 (15 dates avg = 8411)

Total attendance: 345859 (38 dates avg = 9101)

| Multiple Hit Games | 2 | 3 | 4 | 5+ | Total |
|---------------------------|-----------|-----------|----------|-----------|--------------|
| 8 Camden Kozeal | 11 | 2 | 1 | - | 14 |
| 4 Maika Niu | 11 | 2 | - | - | 13 |
| 27 Ryder Helfrick | 10 | 2 | - | - | 12 |
| 25 Kuhio Aloy | 7 | 3 | - | - | 10 |
| 3 Nolan Souza | 8 | 2 | - | - | 10 |
| 42 Damian Ruiz | 8 | 1 | - | - | 9 |
| 12 Carter Rutenbar | 7 | - | 1 | - | 8 |
| 5 TJ Pompey | 6 | 2 | - | - | 8 |
| 17 Zack Stewart | 6 | 1 | - | - | 7 |
| 18 Reese Robinett | 6 | - | - | - | 6 |
| 16 Christian Turner | - | 1 | - | - | 1 |
| 1 Carson Brumbaugh | 1 | - | - | - | 1 |
| TEAM | 81 | 16 | 2 | 0 | 99 |

| Multiple RBI Games | 2 | 3 | 4 | 5+ | Total |
|---------------------------|-----------|-----------|----------|-----------|--------------|
| 8 Camden Kozeal | 7 | 4 | 1 | 1 | 13 |
| 27 Ryder Helfrick | 9 | 3 | - | - | 12 |
| 25 Kuhio Aloy | 6 | 1 | 2 | - | 9 |
| 4 Maika Niu | 3 | 2 | 1 | 1 | 7 |
| 3 Nolan Souza | 2 | 3 | - | - | 5 |
| 18 Reese Robinett | 3 | 1 | - | - | 4 |
| 5 TJ Pompey | 2 | - | 1 | 1 | 4 |
| 17 Zack Stewart | 3 | - | - | - | 3 |
| 42 Damian Ruiz | 2 | 1 | - | - | 3 |
| 16 Christian Turner | 1 | 1 | - | - | 2 |
| 12 Carter Rutenbar | - | - | 1 | - | 1 |
| TEAM | 38 | 16 | 6 | 3 | 63 |

| Hitting Streaks | Longest | Current |
|------------------------|----------------|----------------|
| 25 Kuhio Aloy | 12 | 1 |
| 3 Nolan Souza | 8 | 4 |
| 4 Maika Niu | 7 | 1 |
| 42 Damian Ruiz | 7 | - |
| 8 Camden Kozeal | 7 | 4 |
| 12 Carter Rutenbar | 5 | 1 |
| 5 TJ Pompey | 5 | 5 |
| 18 Reese Robinett | 4 | 1 |
| 17 Zack Stewart | 4 | 3 |
| 27 Ryder Helfrick | 4 | 3 |
| 16 Christian Turner | 2 | - |
| 1 Carson Brumbaugh | 2 | - |
| 9 Alexander Peck | 1 | - |

| Reached Base Streaks | Longest | Current |
|-----------------------------|----------------|----------------|
| 27 Ryder Helfrick | 26 | 3 |
| 42 Damian Ruiz | 16 | 3 |
| 8 Camden Kozeal | 15 | 5 |
| 12 Carter Rutenbar | 14 | 1 |
| 25 Kuhio Aloy | 13 | 6 |
| 18 Reese Robinett | 11 | 1 |
| 3 Nolan Souza | 9 | 4 |
| 17 Zack Stewart | 9 | 3 |
| 5 TJ Pompey | 7 | 5 |
| 4 Maika Niu | 7 | 1 |
| 16 Christian Turner | 4 | - |
| 1 Carson Brumbaugh | 2 | - |
| 19 Carson Willis | 1 | 1 |
| 24 Landon Schaefer | 1 | - |
| 9 Alexander Peck | 1 | 1 |

Starting Lineup By Position (Team W-L record when starter)

| | | |
|---------------------|----|---------|
| PITCHER: | | |
| 32 Hunter Dietz | 9 | (6-3) |
| 38 Colin Fisher | 9 | (5-4) |
| 20 Gabe Gaeckle | 8 | (5-3) |
| 22 Peyton Lee | 4 | (3-1) |
| 40 James DeCremer | 3 | (2-1) |
| 26 Tate McGuire | 2 | (2-0) |
| 29 Cole Gibler | 1 | (1-0) |
| 14 Mark Brissey | 1 | (1-0) |
| 13 Steele Eaves | 1 | (0-1) |
| CATCHER: | | |
| 27 Ryder Helfrick | 37 | (24-13) |
| 12 Carter Rutenbar | 1 | (1-0) |
| FIRST BASE: | | |
| 18 Reese Robinett | 29 | (19-10) |
| 12 Carter Rutenbar | 7 | (4-3) |
| 9 Alexander Peck | 2 | (2-0) |
| SECOND BASE: | | |
| 3 Nolan Souza | 22 | (13-9) |
| 8 Camden Kozeal | 16 | (12-4) |
| THIRD BASE: | | |
| 5 TJ Pompey | 27 | (20-7) |
| 3 Nolan Souza | 6 | (3-3) |
| 18 Reese Robinett | 5 | (2-3) |
| SHORTSTOP: | | |
| 8 Camden Kozeal | 20 | (12-8) |
| 1 Carson Brumbaugh | 15 | (12-3) |
| 5 TJ Pompey | 3 | (1-2) |
| LEFT FIELD: | | |
| 42 Damian Ruiz | 26 | (18-8) |
| 16 Christian Turner | 7 | (4-3) |
| 12 Carter Rutenbar | 3 | (2-1) |
| 17 Zack Stewart | 2 | (1-1) |
| CENTER FIELD: | | |
| 4 Maika Niu | 34 | (23-11) |
| 42 Damian Ruiz | 2 | (1-1) |
| 16 Christian Turner | 2 | (1-1) |
| RIGHT FIELD: | | |
| 17 Zack Stewart | 19 | (12-7) |
| 25 Kuhio Aloy | 14 | (9-5) |
| 12 Carter Rutenbar | 3 | (2-1) |
| 42 Damian Ruiz | 1 | (1-0) |
| 24 Landon Schaefer | 1 | (1-0) |
| DESIGNATED HITTER: | | |
| 25 Kuhio Aloy | 19 | (13-6) |
| 17 Zack Stewart | 7 | (6-1) |
| 3 Nolan Souza | 6 | (5-1) |
| 12 Carter Rutenbar | 4 | (1-3) |
| 19 Carson Willis | 1 | (0-1) |
| 8 Camden Kozeal | 1 | (0-1) |

Starting Lineup By Lineup Spot (Team W-L record when starter)

| | | |
|---------------------|----|--------|
| LEADOFF: | | |
| 42 Damian Ruiz | 23 | (16-7) |
| 12 Carter Rutenbar | 8 | (5-3) |
| 3 Nolan Souza | 4 | (2-2) |
| 4 Maika Niu | 3 | (2-1) |
| 2ND SPOT: | | |
| 8 Camden Kozeal | 17 | (11-6) |
| 27 Ryder Helfrick | 16 | (11-5) |
| 3 Nolan Souza | 5 | (3-2) |
| 3RD SPOT: | | |
| 27 Ryder Helfrick | 20 | (13-7) |
| 8 Camden Kozeal | 13 | (7-6) |
| 4 Maika Niu | 3 | (3-0) |
| 25 Kuhio Aloy | 1 | (1-0) |
| 18 Reese Robinett | 1 | (1-0) |
| CLEANUP: | | |
| 17 Zack Stewart | 13 | (8-5) |
| 25 Kuhio Aloy | 7 | (5-2) |
| 8 Camden Kozeal | 7 | (6-1) |
| 4 Maika Niu | 5 | (3-2) |
| 12 Carter Rutenbar | 3 | (1-2) |
| 27 Ryder Helfrick | 1 | (0-1) |
| 3 Nolan Souza | 1 | (1-0) |
| 42 Damian Ruiz | 1 | (1-0) |
| 5TH SPOT: | | |
| 25 Kuhio Aloy | 10 | (6-4) |
| 4 Maika Niu | 9 | (6-3) |
| 18 Reese Robinett | 7 | (4-3) |
| 3 Nolan Souza | 4 | (3-1) |
| 17 Zack Stewart | 4 | (2-2) |
| 42 Damian Ruiz | 2 | (2-0) |
| 9 Alexander Peck | 1 | (1-0) |
| 12 Carter Rutenbar | 1 | (1-0) |
| 6TH SPOT: | | |
| 18 Reese Robinett | 15 | (9-6) |
| 4 Maika Niu | 7 | (4-3) |
| 25 Kuhio Aloy | 5 | (3-2) |
| 3 Nolan Souza | 4 | (2-2) |
| 17 Zack Stewart | 3 | (3-0) |
| 12 Carter Rutenbar | 3 | (3-0) |
| 5 TJ Pompey | 1 | (1-0) |
| 7TH SPOT: | | |
| 5 TJ Pompey | 8 | (6-2) |
| 18 Reese Robinett | 6 | (3-3) |
| 25 Kuhio Aloy | 6 | (5-1) |
| 4 Maika Niu | 6 | (5-1) |
| 17 Zack Stewart | 5 | (4-1) |
| 3 Nolan Souza | 4 | (1-3) |
| 9 Alexander Peck | 1 | (1-0) |
| 16 Christian Turner | 1 | (0-1) |
| 12 Carter Rutenbar | 1 | (0-1) |
| 8TH SPOT: | | |
| 5 TJ Pompey | 12 | (8-4) |
| 3 Nolan Souza | 6 | (5-1) |
| 1 Carson Brumbaugh | 5 | (4-1) |
| 25 Kuhio Aloy | 4 | (2-2) |
| 17 Zack Stewart | 3 | (2-1) |
| 18 Reese Robinett | 3 | (2-1) |
| 16 Christian Turner | 2 | (2-0) |
| 12 Carter Rutenbar | 1 | (0-1) |
| 4 Maika Niu | 1 | (0-1) |
| 42 Damian Ruiz | 1 | (0-1) |
| 9TH SPOT: | | |
| 1 Carson Brumbaugh | 10 | (8-2) |



STARTERS SUMMARY

| Player | GS | Position | | | | | | | | | | | Batting Order | | | | | | | | | |
|--------------------|----|----------|----|----|----|----|----|----|----|----|----|----|---------------|-----|-----|-----|-----|-----|-----|-----|-----|----|
| | | p | c | 1b | 2b | 3b | ss | lf | cf | rf | of | dh | 1st | 2nd | 3rd | 4th | 5th | 6th | 7th | 8th | 9th | |
| 27 Ryder Helfrick | 37 | . | 37 | . | . | . | . | . | . | . | . | . | . | . | . | . | . | . | . | . | . | |
| 8 Camden Kozeal | 37 | . | . | . | 16 | . | 20 | . | . | . | . | . | 1 | . | . | . | . | . | . | . | . | |
| 4 Maika Niu | 34 | . | . | . | . | . | . | . | 34 | . | . | . | . | . | . | . | . | . | . | . | . | |
| 3 Nolan Souza | 34 | . | . | . | 22 | 6 | . | . | . | . | . | . | 6 | . | . | . | . | . | . | . | . | |
| 18 Reese Robinett | 34 | . | . | 29 | . | 5 | . | . | . | . | . | . | . | . | . | . | . | . | . | . | . | |
| 25 Kuhio Aloy | 33 | . | . | . | . | . | . | . | . | 14 | . | 19 | . | . | . | . | . | . | . | . | . | |
| 5 TJ Pompey | 30 | . | . | . | . | 27 | 3 | . | . | . | . | . | . | . | . | . | 1 | 8 | 12 | 9 | . | |
| 42 Damian Ruiz | 29 | . | . | . | . | . | . | 26 | 2 | 1 | . | . | . | 23 | . | . | 1 | 2 | . | . | 1 | 2 |
| 17 Zack Stewart | 28 | . | . | . | . | . | . | 2 | . | 19 | . | 7 | . | . | . | 13 | 4 | 3 | 5 | 3 | . | . |
| 12 Carter Rutenba | 18 | . | 1 | 7 | . | . | . | 3 | . | 3 | . | 4 | . | 8 | . | . | 3 | 1 | 3 | 1 | 1 | 1 |
| 1 Carson Brumba | 15 | . | . | . | . | . | 15 | . | . | . | . | . | . | . | . | . | . | . | . | . | 5 | 10 |
| 38 Colin Fisher | 9 | 9 | . | . | . | . | . | . | . | . | . | . | . | . | . | . | . | . | . | . | . | . |
| 16 Christian Turne | 9 | . | . | . | . | . | . | 7 | 2 | . | . | . | . | . | . | . | . | . | 1 | 2 | 6 | . |
| 32 Hunter Dietz | 9 | 9 | . | . | . | . | . | . | . | . | . | . | . | . | . | . | . | . | . | . | . | . |
| 20 Gabe Gaeckle | 8 | 8 | . | . | . | . | . | . | . | . | . | . | . | . | . | . | . | . | . | . | . | . |
| 22 Peyton Lee | 4 | 4 | . | . | . | . | . | . | . | . | . | . | . | . | . | . | . | . | . | . | . | . |
| 40 James DeCrem | 3 | 3 | . | . | . | . | . | . | . | . | . | . | . | . | . | . | . | . | . | . | . | . |
| 26 Tate McGuire | 2 | 2 | . | . | . | . | . | . | . | . | . | . | . | . | . | . | . | . | . | . | . | . |
| 9 Alexander Peck | 2 | . | . | 2 | . | . | . | . | . | . | . | . | . | . | . | . | 1 | . | 1 | . | . | . |
| 14 Mark Brissey | 1 | 1 | . | . | . | . | . | . | . | . | . | . | . | . | . | . | . | . | . | . | . | . |
| 19 Carson Willis | 1 | . | . | . | . | . | . | . | . | . | . | 1 | . | . | . | . | . | . | . | . | . | 1 |
| 24 Landon Schaef | 1 | . | . | . | . | . | . | . | . | 1 | . | . | . | . | . | . | . | . | . | . | . | 1 |
| 29 Cole Gibler | 1 | 1 | . | . | . | . | . | . | . | . | . | . | . | . | . | . | . | . | . | . | . | . |
| 13 Steele Eaves | 1 | 1 | . | . | . | . | . | . | . | . | . | . | . | . | . | . | . | . | . | . | . | . |



#25 Kuhio Aloy - 33 games (All games)

| Date | Opponent | Pos | AB | R | H | RBI | 2B | 3B | HR | BB | SB | CS | HBP | SAC | SF | GDP | K | PO | A | E | Avg |
|--------|-------------------|------|-----|----|----|-----|----|----|----|----|----|----|-----|-----|----|-----|----|----|---|---|------|
| Feb 13 | vs Oklahoma State | *of | 4 | 1 | 2 | 2 | 0 | 0 | 0 | 0 | 1 | 0 | 0 | 0 | 0 | 0 | 1 | 1 | 0 | 0 | .500 |
| Feb 14 | vs TCU | *of | 4 | 1 | 1 | 1 | 0 | 0 | 1 | 0 | 0 | 0 | 0 | 0 | 0 | 0 | 0 | 1 | 0 | 0 | .375 |
| Feb 20 | XAVIER | *of | 2 | 0 | 1 | 0 | 0 | 0 | 0 | 1 | 0 | 0 | 0 | 0 | 0 | 0 | 1 | 2 | 0 | 0 | .400 |
| Feb 21 | XAVIER | *of | 4 | 1 | 2 | 2 | 0 | 0 | 1 | 1 | 0 | 0 | 0 | 0 | 0 | 0 | 0 | 0 | 0 | 1 | .429 |
| Feb 22 | XAVIER | *of | 5 | 2 | 3 | 3 | 0 | 0 | 1 | 0 | 0 | 0 | 0 | 0 | 0 | 0 | 0 | 0 | 0 | 0 | .474 |
| Feb 24 | ARKANSAS STAT | *of | 4 | 1 | 1 | 0 | 0 | 0 | 0 | 0 | 0 | 0 | 0 | 0 | 0 | 0 | 1 | 3 | 0 | 0 | .435 |
| Feb 25 | ARKANSAS STAT | *of | 4 | 0 | 1 | 1 | 0 | 0 | 0 | 0 | 0 | 0 | 0 | 0 | 0 | 1 | 1 | 0 | 0 | 0 | .407 |
| Feb 27 | UT ARLINGTON | *of | 4 | 1 | 1 | 2 | 1 | 0 | 0 | 0 | 0 | 0 | 0 | 0 | 0 | 1 | 1 | 1 | 0 | 0 | .387 |
| Feb 28 | UT ARLINGTON | *dh | 4 | 1 | 1 | 0 | 0 | 0 | 0 | 0 | 0 | 0 | 0 | 0 | 0 | 0 | 2 | 0 | 0 | 0 | .371 |
| Mar 01 | UT ARLINGTON | *dh | 4 | 1 | 2 | 1 | 1 | 0 | 0 | 0 | 0 | 0 | 0 | 0 | 0 | 0 | 1 | 0 | 0 | 0 | .385 |
| Mar 03 | ORAL ROBERTS | *of | 5 | 1 | 2 | 4 | 1 | 0 | 0 | 0 | 0 | 0 | 0 | 0 | 0 | 0 | 2 | 1 | 0 | 0 | .386 |
| Mar 06 | STETSON | *dh | 4 | 1 | 2 | 1 | 1 | 0 | 0 | 1 | 0 | 0 | 0 | 0 | 0 | 1 | 0 | 0 | 0 | 0 | .396 |
| Mar 07 | STETSON | *of | 2 | 1 | 0 | 2 | 0 | 0 | 0 | 2 | 0 | 0 | 0 | 0 | 0 | 0 | 0 | 0 | 0 | 1 | .380 |
| Mar 08 | STETSON | *dh | 4 | 0 | 0 | 0 | 0 | 0 | 0 | 0 | 0 | 0 | 0 | 0 | 0 | 0 | 0 | 0 | 0 | 0 | .352 |
| Mar 09 | STETSON | *of | 5 | 0 | 1 | 0 | 0 | 0 | 0 | 0 | 0 | 0 | 0 | 0 | 0 | 0 | 0 | 0 | 0 | 0 | .339 |
| Mar 13 | MISSISSIPPI STA | *of | 3 | 1 | 0 | 0 | 0 | 0 | 0 | 0 | 0 | 0 | 0 | 0 | 0 | 0 | 2 | 1 | 0 | 1 | .323 |
| Mar 14 | MISSISSIPPI STA | *of | 4 | 0 | 1 | 0 | 0 | 0 | 0 | 0 | 1 | 0 | 0 | 0 | 0 | 0 | 0 | 1 | 0 | 0 | .318 |
| Mar 14 | MISSISSIPPI STA | *of | 3 | 0 | 0 | 0 | 0 | 0 | 0 | 0 | 0 | 0 | 0 | 0 | 0 | 0 | 2 | 2 | 0 | 0 | .304 |
| Mar 18 | NORTHERN COL | *dh | 5 | 0 | 2 | 2 | 0 | 0 | 0 | 0 | 1 | 0 | 0 | 0 | 0 | 1 | 0 | 0 | 0 | 0 | .311 |
| Mar 20 | at South Carolina | *dh | 5 | 3 | 1 | 2 | 0 | 0 | 1 | 0 | 0 | 0 | 1 | 0 | 0 | 0 | 1 | 0 | 0 | 0 | .304 |
| Mar 21 | at South Carolina | *dh | 4 | 0 | 0 | 0 | 0 | 0 | 0 | 0 | 0 | 0 | 0 | 0 | 0 | 0 | 2 | 0 | 0 | 0 | .289 |
| Mar 22 | at South Carolina | *dh | 2 | 0 | 0 | 0 | 0 | 0 | 0 | 0 | 0 | 0 | 0 | 0 | 0 | 0 | 0 | 0 | 0 | 0 | .282 |
| Mar 24 | UCA | *dh | 2 | 0 | 0 | 0 | 0 | 0 | 0 | 0 | 0 | 0 | 0 | 0 | 0 | 0 | 2 | 0 | 0 | 0 | .276 |
| Mar 28 | FLORIDA | *dh | 4 | 0 | 1 | 0 | 0 | 0 | 0 | 0 | 1 | 0 | 0 | 0 | 0 | 0 | 1 | 0 | 0 | 0 | .275 |
| Mar 29 | FLORIDA | *dh | 4 | 2 | 2 | 1 | 0 | 0 | 1 | 0 | 0 | 0 | 0 | 0 | 0 | 1 | 0 | 0 | 0 | 0 | .284 |
| Mar 31 | at Missouri State | *dh | 5 | 0 | 0 | 0 | 0 | 0 | 0 | 0 | 0 | 0 | 0 | 0 | 0 | 0 | 5 | 0 | 0 | 0 | .270 |
| Apr 03 | at Auburn | *dh | 3 | 0 | 0 | 0 | 0 | 0 | 0 | 0 | 0 | 0 | 0 | 0 | 0 | 0 | 1 | 0 | 0 | 0 | .262 |
| Apr 04 | at Auburn | *dh | 2 | 0 | 0 | 1 | 0 | 0 | 0 | 0 | 0 | 0 | 1 | 0 | 0 | 0 | 1 | 0 | 0 | 0 | .257 |
| Apr 07 | LITTLE ROCK | *dh | 2 | 1 | 0 | 0 | 0 | 0 | 0 | 2 | 0 | 0 | 0 | 0 | 0 | 0 | 0 | 0 | 0 | 0 | .252 |
| Apr 10 | at Alabama | *dh | 3 | 1 | 1 | 0 | 1 | 0 | 0 | 1 | 0 | 0 | 0 | 0 | 0 | 0 | 1 | 0 | 0 | 0 | .255 |
| Apr 11 | at Alabama | *dh | 4 | 2 | 3 | 1 | 0 | 0 | 0 | 1 | 0 | 0 | 0 | 0 | 0 | 0 | 1 | 0 | 0 | 0 | .272 |
| Apr 12 | at Alabama | *dh | 3 | 0 | 0 | 0 | 0 | 0 | 0 | 1 | 0 | 0 | 0 | 0 | 0 | 0 | 2 | 0 | 0 | 0 | .265 |
| Apr 14 | vs UAPB | *dh | 4 | 1 | 3 | 4 | 0 | 0 | 0 | 0 | 1 | 0 | 0 | 0 | 0 | 0 | 1 | 0 | 0 | 0 | .281 |
| Totals | | 33gs | 121 | 23 | 34 | 30 | 5 | 0 | 5 | 10 | 5 | 0 | 2 | 0 | 0 | 5 | 32 | 13 | 0 | 3 | .281 |

On base pct. .346 • Slugging pct. .446

#45 Tye Briscoe - 2 appearances (All games)

| Date | Opponent | GS | IP | H | R | ER | BB | SO | 2B | 3B | HR | WP | BK | HBP | IBB | Score | W-L | Sv | ERA | NP |
|--------|----------|----|-----|---|---|----|----|----|----|----|----|----|----|-----|-----|-------|-----|----|------|----|
| Mar 24 | UCA | | 1.0 | 0 | 0 | 0 | 0 | 3 | 0 | 0 | 0 | 0 | 0 | 0 | 0 | 15-2 | 0-0 | 0 | 0.00 | 13 |
| Mar 28 | FLORIDA | | 0.0 | 0 | 0 | 0 | 1 | 0 | 0 | 0 | 0 | 0 | 0 | 0 | 0 | 4-7 | 0-0 | 0 | 0.00 | 4 |
| Totals | | 0 | 1.0 | 0 | 0 | 0 | 1 | 3 | 0 | 0 | 0 | 0 | 0 | 0 | 0 | 19-9 | 0-0 | 0 | 0.00 | - |

#14 Mark Brissey - 4 games (All games)

| Date | Opponent | Pos | AB | R | H | RBI | 2B | 3B | HR | BB | SB | CS | HBP | SAC | SF | GDP | K | PO | A | E | Avg |
|--------|-------------------|-----|----|---|---|-----|----|----|----|----|----|----|-----|-----|----|-----|---|----|---|---|------|
| Feb 16 | vs Tarleton State | p | 0 | 0 | 0 | 0 | 0 | 0 | 0 | 0 | 0 | 0 | 0 | 0 | 0 | 0 | 0 | 0 | 1 | 0 | .000 |
| Mar 06 | STETSON | p | 0 | 0 | 0 | 0 | 0 | 0 | 0 | 0 | 0 | 0 | 0 | 0 | 0 | 0 | 0 | 1 | 0 | 0 | .000 |
| Mar 27 | FLORIDA | p | 0 | 0 | 0 | 0 | 0 | 0 | 0 | 0 | 0 | 0 | 0 | 0 | 0 | 0 | 0 | 1 | 0 | 0 | .000 |
| Apr 14 | vs UAPB | p | 0 | 0 | 0 | 0 | 0 | 0 | 0 | 0 | 0 | 0 | 0 | 0 | 0 | 0 | 0 | 0 | 1 | 0 | .000 |
| Totals | | 0gs | 0 | 0 | 0 | 0 | 0 | 0 | 0 | 0 | 0 | 0 | 0 | 0 | 0 | 0 | 0 | 2 | 2 | 0 | .000 |

On base pct. .000 • Slugging pct. .000



INDIVIDUAL GAME-BY-GAME

#14 Mark Brissey - 11 appearances (All games)

| Date | Opponent | GS | IP | H | R | ER | BB | SO | 2B | 3B | HR | WP | BK | HBP | IBB | Score | W-L | Sv | ERA | NP |
|--------|-------------------|----|------|----|----|----|----|----|----|----|----|----|----|-----|-----|-------|-----|----|------|----|
| Feb 16 | vs Tarleton State | | 2.0 | 1 | 0 | 0 | 1 | 3 | 0 | 0 | 0 | 0 | 0 | 0 | 0 | 3-1 | 0-0 | 1 | 0.00 | 30 |
| Feb 28 | UT ARLINGTON | | 2.0 | 0 | 0 | 0 | 1 | 3 | 0 | 0 | 0 | 0 | 0 | 0 | 0 | 9-0 | 0-0 | 1 | 0.00 | 26 |
| Mar 03 | ORAL ROBERTS | | 1.0 | 0 | 0 | 0 | 0 | 3 | 0 | 0 | 0 | 0 | 0 | 1 | 0 | 10-2 | 0-0 | 1 | 0.00 | 14 |
| Mar 06 | STETSON | | 1.0 | 0 | 0 | 0 | 0 | 0 | 0 | 0 | 0 | 0 | 0 | 0 | 0 | 7-1 | 0-0 | 1 | 0.00 | 14 |
| Mar 17 | NORTHERN COL | * | 2.0 | 2 | 2 | 2 | 2 | 2 | 0 | 0 | 0 | 0 | 0 | 1 | 0 | 13-2 | 0-0 | 1 | 2.25 | 46 |
| Mar 24 | UCA | | 1.0 | 0 | 0 | 0 | 0 | 3 | 0 | 0 | 0 | 0 | 0 | 1 | 0 | 15-2 | 0-0 | 1 | 2.00 | 15 |
| Mar 27 | FLORIDA | | 1.1 | 1 | 2 | 2 | 1 | 1 | 0 | 0 | 0 | 0 | 0 | 0 | 0 | 4-9 | 0-0 | 1 | 3.48 | 24 |
| Mar 29 | FLORIDA | | 1.0 | 3 | 1 | 1 | 0 | 2 | 0 | 0 | 0 | 0 | 0 | 0 | 0 | 6-7 | 0-0 | 1 | 3.97 | 19 |
| Mar 31 | at Missouri State | | 0.1 | 1 | 3 | 3 | 2 | 0 | 0 | 0 | 0 | 0 | 0 | 0 | 0 | 14-15 | 0-0 | 1 | 6.17 | 21 |
| Apr 04 | at Auburn | | 0.1 | 1 | 2 | 2 | 1 | 0 | 0 | 0 | 1 | 1 | 0 | 0 | 0 | 3-8 | 0-0 | 1 | 7.50 | 14 |
| Apr 14 | vs UAPB | | 2.1 | 1 | 0 | 0 | 1 | 3 | 0 | 0 | 0 | 0 | 0 | 0 | 0 | 12-2 | 0-0 | 1 | 6.28 | 31 |
| Totals | | 1 | 14.1 | 10 | 10 | 10 | 9 | 20 | 0 | 0 | 1 | 1 | 0 | 3 | 0 | 96-49 | 0-0 | 1 | 6.28 | - |

#1 Carson Brumbaugh - 17 games (All games)

| Date | Opponent | Pos | AB | R | H | RBI | 2B | 3B | HR | BB | SB | CS | HBP | SAC | SF | GDP | K | PO | A | E | Avg |
|--------|-------------------|------|----|---|---|-----|----|----|----|----|----|----|-----|-----|----|-----|----|----|----|---|------|
| Feb 13 | vs Oklahoma State | *ss | 4 | 0 | 0 | 0 | 0 | 0 | 0 | 0 | 0 | 0 | 0 | 0 | 0 | 0 | 0 | 1 | 0 | 0 | .000 |
| Feb 14 | vs TCU | *ss | 4 | 0 | 1 | 0 | 0 | 0 | 0 | 0 | 0 | 0 | 0 | 0 | 0 | 0 | 1 | 0 | 3 | 0 | .125 |
| Feb 15 | vs Texas Tech | *ss | 5 | 1 | 1 | 0 | 0 | 0 | 0 | 0 | 0 | 0 | 0 | 0 | 0 | 0 | 3 | 2 | 3 | 0 | .154 |
| Feb 16 | vs Tarleton State | *ss | 4 | 0 | 0 | 0 | 0 | 0 | 0 | 0 | 0 | 0 | 0 | 0 | 0 | 1 | 0 | 0 | 2 | 0 | .118 |
| Feb 20 | XAVIER | *ss | 3 | 1 | 1 | 0 | 0 | 0 | 0 | 0 | 0 | 0 | 0 | 0 | 0 | 0 | 2 | 0 | 4 | 0 | .150 |
| Feb 21 | XAVIER | *ss | 3 | 0 | 0 | 0 | 0 | 0 | 0 | 1 | 0 | 1 | 0 | 0 | 0 | 0 | 1 | 0 | 4 | 0 | .130 |
| Feb 22 | XAVIER | *ss | 4 | 0 | 0 | 0 | 0 | 0 | 0 | 0 | 0 | 0 | 0 | 0 | 0 | 0 | 2 | 0 | 4 | 0 | .111 |
| Feb 25 | ARKANSAS STAT | *ss | 2 | 0 | 0 | 0 | 0 | 0 | 0 | 0 | 0 | 0 | 0 | 1 | 0 | 0 | 1 | 0 | 4 | 0 | .103 |
| Feb 27 | UT ARLINGTON | *ss | 2 | 0 | 0 | 0 | 0 | 0 | 0 | 0 | 0 | 0 | 0 | 0 | 0 | 0 | 1 | 0 | 3 | 0 | .097 |
| Feb 28 | UT ARLINGTON | *ss | 3 | 1 | 1 | 0 | 0 | 0 | 0 | 1 | 0 | 0 | 0 | 0 | 0 | 0 | 0 | 0 | 2 | 0 | .118 |
| Mar 01 | UT ARLINGTON | *ss | 3 | 2 | 2 | 1 | 2 | 0 | 0 | 0 | 0 | 0 | 0 | 0 | 1 | 0 | 0 | 0 | 2 | 2 | .162 |
| Mar 03 | ORAL ROBERTS | *ss | 3 | 1 | 0 | 0 | 0 | 0 | 0 | 0 | 0 | 0 | 0 | 0 | 0 | 0 | 1 | 2 | 2 | 0 | .150 |
| Mar 06 | STETSON | *ss | 3 | 0 | 1 | 1 | 1 | 0 | 0 | 0 | 0 | 0 | 0 | 0 | 1 | 1 | 0 | 1 | 1 | 1 | .163 |
| Mar 08 | STETSON | *ss | 2 | 0 | 0 | 0 | 0 | 0 | 0 | 0 | 0 | 0 | 0 | 0 | 0 | 1 | 1 | 1 | 4 | 2 | .156 |
| Mar 14 | MISSISSIPPI STA | ph | 1 | 0 | 0 | 0 | 0 | 0 | 0 | 0 | 0 | 0 | 0 | 0 | 0 | 0 | 1 | 0 | 0 | 0 | .152 |
| Mar 18 | NORTHERN COL | *ss | 4 | 0 | 0 | 0 | 0 | 0 | 0 | 0 | 0 | 0 | 0 | 0 | 0 | 1 | 1 | 1 | 6 | 0 | .140 |
| Mar 20 | at South Carolina | ss | 0 | 0 | 0 | 0 | 0 | 0 | 0 | 0 | 0 | 0 | 0 | 0 | 0 | 0 | 0 | 1 | 0 | 0 | .140 |
| Totals | | 15gs | 50 | 6 | 7 | 2 | 3 | 0 | 0 | 2 | 0 | 1 | 0 | 1 | 2 | 4 | 15 | 9 | 44 | 5 | .140 |

On base pct. .167 • Slugging pct. .200

#1 Carson Brumbaugh - 1 appearance (All games)

| Date | Opponent | GS | IP | H | R | ER | BB | SO | 2B | 3B | HR | WP | BK | HBP | IBB | Score | W-L | Sv | ERA | NP |
|--------|-----------|----|-----|---|---|----|----|----|----|----|----|----|----|-----|-----|-------|-----|----|------|----|
| Apr 02 | at Auburn | | 1.0 | 1 | 1 | 1 | 1 | 0 | 1 | 0 | 0 | 2 | 0 | 0 | 0 | 2-10 | 0-0 | 0 | 9.00 | 17 |
| Totals | | 0 | 1.0 | 1 | 1 | 1 | 1 | 0 | 1 | 0 | 0 | 2 | 0 | 0 | 0 | 2-10 | 0-0 | 0 | 9.00 | - |

#36 Parker Coil - 3 games (All games)

| Date | Opponent | Pos | AB | R | H | RBI | 2B | 3B | HR | BB | SB | CS | HBP | SAC | SF | GDP | K | PO | A | E | Avg |
|--------|-------------------|-----|----|---|---|-----|----|----|----|----|----|----|-----|-----|----|-----|---|----|---|---|------|
| Feb 15 | vs Texas Tech | p | 0 | 0 | 0 | 0 | 0 | 0 | 0 | 0 | 0 | 0 | 0 | 0 | 0 | 0 | 0 | 0 | 1 | 0 | .000 |
| Mar 31 | at Missouri State | p | 0 | 0 | 0 | 0 | 0 | 0 | 0 | 0 | 0 | 0 | 0 | 0 | 0 | 0 | 0 | 0 | 1 | 0 | .000 |
| Apr 12 | at Alabama | p | 0 | 0 | 0 | 0 | 0 | 0 | 0 | 0 | 0 | 0 | 0 | 0 | 0 | 0 | 0 | 0 | 0 | 1 | .000 |
| Totals | | 0gs | 0 | 0 | 0 | 0 | 0 | 0 | 0 | 0 | 0 | 0 | 0 | 0 | 0 | 0 | 0 | 0 | 2 | 1 | .000 |

On base pct. .000 • Slugging pct. .000



#36 Parker Coil - 15 appearances (All games)

| Date | Opponent | GS | IP | H | R | ER | BB | SO | 2B | 3B | HR | WP | BK | HBP | IBB | Score | W-L | Sv | ERA | NP |
|--------|-------------------|----|------|----|---|----|----|----|----|----|----|----|----|-----|-----|--------|-----|----|------|----|
| Feb 15 | vs Texas Tech | | 1.0 | 1 | 1 | 1 | 1 | 0 | 0 | 0 | 0 | 0 | 0 | 0 | 0 | 6-5 | 0-0 | 0 | 9.00 | 15 |
| Feb 21 | XAVIER | | 3.0 | 2 | 2 | 2 | 0 | 4 | 0 | 0 | 2 | 0 | 0 | 0 | 0 | 7-6 | 0-0 | 0 | 6.75 | 34 |
| Feb 25 | ARKANSAS STAT | | 2.2 | 0 | 0 | 0 | 2 | 6 | 0 | 0 | 0 | 0 | 0 | 0 | 1 | 1-0 | 0-0 | 1 | 4.05 | 38 |
| Mar 06 | STETSON | | 1.0 | 2 | 1 | 1 | 0 | 3 | 1 | 0 | 0 | 0 | 0 | 0 | 0 | 7-1 | 0-0 | 1 | 4.70 | 21 |
| Mar 09 | STETSON | | 2.0 | 3 | 0 | 0 | 0 | 2 | 0 | 0 | 0 | 0 | 0 | 0 | 0 | 4-6 | 0-0 | 1 | 3.72 | 31 |
| Mar 14 | MISSISSIPPI STA | | 0.2 | 0 | 0 | 0 | 0 | 1 | 0 | 0 | 0 | 0 | 0 | 0 | 0 | 7-3 | 0-0 | 1 | 3.48 | 9 |
| Mar 17 | NORTHERN COL | | 1.0 | 0 | 0 | 0 | 1 | 2 | 0 | 0 | 0 | 0 | 0 | 0 | 0 | 13-2 | 0-0 | 1 | 3.18 | 19 |
| Mar 24 | UCA | | 3.0 | 3 | 1 | 1 | 0 | 1 | 1 | 0 | 1 | 0 | 0 | 0 | 0 | 15-2 | 1-0 | 1 | 3.14 | 39 |
| Mar 28 | FLORIDA | | 1.0 | 1 | 0 | 0 | 0 | 1 | 0 | 0 | 0 | 0 | 0 | 0 | 0 | 4-7 | 1-0 | 1 | 2.93 | 11 |
| Mar 29 | FLORIDA | | 1.0 | 0 | 0 | 0 | 0 | 2 | 0 | 0 | 0 | 0 | 0 | 0 | 0 | 6-7 | 1-0 | 1 | 2.76 | 12 |
| Mar 31 | at Missouri State | | 2.2 | 3 | 3 | 0 | 0 | 3 | 1 | 0 | 1 | 0 | 0 | 0 | 0 | 14-15 | 1-0 | 1 | 2.37 | 37 |
| Apr 04 | at Auburn | | 2.2 | 2 | 1 | 1 | 0 | 1 | 0 | 0 | 1 | 0 | 0 | 0 | 0 | 3-8 | 1-0 | 1 | 2.49 | 23 |
| Apr 07 | LITTLE ROCK | | 1.0 | 1 | 0 | 0 | 0 | 2 | 0 | 0 | 0 | 0 | 0 | 0 | 0 | 7-0 | 1-0 | 1 | 2.38 | 20 |
| Apr 10 | at Alabama | | 1.0 | 0 | 0 | 0 | 0 | 1 | 0 | 0 | 0 | 0 | 0 | 0 | 0 | 7-5 | 1-0 | 2 | 2.28 | 7 |
| Apr 12 | at Alabama | | 2.0 | 2 | 0 | 0 | 2 | 2 | 0 | 0 | 0 | 0 | 0 | 0 | 2 | 3-2 | 1-0 | 2 | 2.10 | 34 |
| Totals | | 0 | 25.2 | 20 | 9 | 6 | 6 | 31 | 3 | 0 | 5 | 0 | 0 | 0 | 3 | 104-69 | 1-0 | 2 | 2.10 | - |

#11 Luke Cornelison - 1 game (All games)

| Date | Opponent | Pos | AB | R | H | RBI | 2B | 3B | HR | BB | SB | CS | HBP | SAC | SF | GDP | K | PO | A | E | Avg |
|--------|--------------|-----|----|---|---|-----|----|----|----|----|----|----|-----|-----|----|-----|---|----|---|---|------|
| Feb 27 | UT ARLINGTON | 3b | 0 | 0 | 0 | 0 | 0 | 0 | 0 | 0 | 0 | 0 | 0 | 0 | 0 | 0 | 0 | 0 | 0 | 0 | .000 |
| Totals | | 0gs | 0 | 0 | 0 | 0 | 0 | 0 | 0 | 0 | 0 | 0 | 0 | 0 | 0 | 0 | 0 | 0 | 0 | 0 | .000 |

On base pct. .000 • Slugging pct. .000

#11 Luke Cornelison - 4 appearances (All games)

| Date | Opponent | GS | IP | H | R | ER | BB | SO | 2B | 3B | HR | WP | BK | HBP | IBB | Score | W-L | Sv | ERA | NP |
|--------|-------------------|----|-----|---|---|----|----|----|----|----|----|----|----|-----|-----|-------|-----|----|------|----|
| Feb 24 | ARKANSAS STAT | | 2.0 | 2 | 1 | 0 | 2 | 2 | 0 | 0 | 0 | 1 | 0 | 0 | 0 | 4-12 | 0-0 | 0 | 0.00 | 27 |
| Mar 18 | NORTHERN COL | | 2.0 | 1 | 0 | 0 | 0 | 1 | 0 | 0 | 0 | 0 | 0 | 0 | 0 | 9-4 | 0-0 | 0 | 0.00 | 32 |
| Mar 20 | at South Carolina | | 1.0 | 3 | 2 | 2 | 0 | 2 | 0 | 0 | 1 | 0 | 0 | 0 | 0 | 22-6 | 0-0 | 0 | 3.60 | 24 |
| Apr 02 | at Auburn | | 1.0 | 1 | 1 | 1 | 0 | 1 | 0 | 0 | 1 | 0 | 0 | 0 | 0 | 2-10 | 0-0 | 0 | 4.50 | 12 |
| Totals | | 0 | 6.0 | 7 | 4 | 3 | 2 | 6 | 0 | 0 | 2 | 1 | 0 | 0 | 0 | 37-32 | 0-0 | 0 | 4.50 | - |

#40 James DeCremer - 3 games (All games)

| Date | Opponent | Pos | AB | R | H | RBI | 2B | 3B | HR | BB | SB | CS | HBP | SAC | SF | GDP | K | PO | A | E | Avg |
|--------|-------------------|-----|----|---|---|-----|----|----|----|----|----|----|-----|-----|----|-----|---|----|---|---|------|
| Feb 15 | vs Texas Tech | p | 0 | 0 | 0 | 0 | 0 | 0 | 0 | 0 | 0 | 0 | 0 | 0 | 0 | 0 | 0 | 0 | 2 | 0 | .000 |
| Mar 03 | ORAL ROBERTS | *p | 0 | 0 | 0 | 0 | 0 | 0 | 0 | 0 | 0 | 0 | 0 | 0 | 0 | 0 | 0 | 0 | 2 | 0 | .000 |
| Mar 31 | at Missouri State | p | 0 | 0 | 0 | 0 | 0 | 0 | 0 | 0 | 0 | 0 | 0 | 0 | 0 | 0 | 0 | 0 | 1 | 0 | .000 |
| Totals | | 1gs | 0 | 0 | 0 | 0 | 0 | 0 | 0 | 0 | 0 | 0 | 0 | 0 | 0 | 0 | 0 | 0 | 5 | 0 | .000 |

On base pct. .000 • Slugging pct. .000

#40 James DeCremer - 7 appearances (All games)

| Date | Opponent | GS | IP | H | R | ER | BB | SO | 2B | 3B | HR | WP | BK | HBP | IBB | Score | W-L | Sv | ERA | NP |
|--------|-------------------|----|------|----|---|----|----|----|----|----|----|----|----|-----|-----|-------|-----|----|------|----|
| Feb 15 | vs Texas Tech | | 2.0 | 1 | 0 | 0 | 1 | 1 | 0 | 0 | 0 | 1 | 0 | 0 | 0 | 6-5 | 0-0 | 0 | 0.00 | 36 |
| Feb 25 | ARKANSAS STAT | * | 3.2 | 1 | 0 | 0 | 0 | 3 | 1 | 0 | 0 | 0 | 0 | 0 | 0 | 1-0 | 0-0 | 0 | 0.00 | 50 |
| Mar 03 | ORAL ROBERTS | * | 2.0 | 5 | 1 | 1 | 1 | 1 | 0 | 0 | 0 | 0 | 0 | 0 | 0 | 10-2 | 0-0 | 0 | 1.17 | 34 |
| Mar 09 | STETSON | * | 0.0 | 4 | 4 | 4 | 1 | 0 | 0 | 0 | 1 | 1 | 0 | 0 | 0 | 4-6 | 0-1 | 0 | 5.87 | 17 |
| Mar 28 | FLORIDA | | 1.0 | 1 | 0 | 0 | 0 | 0 | 1 | 0 | 0 | 0 | 0 | 0 | 0 | 4-7 | 0-1 | 0 | 5.19 | 7 |
| Mar 31 | at Missouri State | | 0.2 | 3 | 2 | 2 | 0 | 0 | 1 | 0 | 0 | 0 | 1 | 1 | 0 | 14-15 | 0-1 | 0 | 6.75 | 13 |
| Apr 02 | at Auburn | | 1.0 | 0 | 0 | 0 | 0 | 0 | 0 | 0 | 0 | 0 | 0 | 0 | 0 | 2-10 | 0-1 | 0 | 6.10 | 11 |
| Totals | | 3 | 10.1 | 15 | 7 | 7 | 3 | 5 | 3 | 0 | 1 | 2 | 1 | 1 | 0 | 41-45 | 0-1 | 0 | 6.10 | - |



INDIVIDUAL GAME-BY-GAME

#32 Hunter Dietz - 2 games (All games)

| Date | Opponent | Pos | AB | R | H | RBI | 2B | 3B | HR | BB | SB | CS | HBP | SAC | SF | GDP | K | PO | A | E | Avg |
|--------|-----------|-----|-----|---|---|-----|----|----|----|----|----|----|-----|-----|----|-----|---|----|---|---|------|
| Mar 28 | FLORIDA | *p | 0 | 0 | 0 | 0 | 0 | 0 | 0 | 0 | 0 | 0 | 0 | 0 | 0 | 0 | 0 | 0 | 1 | 0 | .000 |
| Apr 03 | at Auburn | *p | 0 | 0 | 0 | 0 | 0 | 0 | 0 | 0 | 0 | 0 | 0 | 0 | 0 | 0 | 0 | 0 | 1 | 0 | .000 |
| Totals | | | 2gs | 0 | 0 | 0 | 0 | 0 | 0 | 0 | 0 | 0 | 0 | 0 | 0 | 0 | 0 | 0 | 2 | 0 | .000 |

On base pct. .000 • Slugging pct. .000

#32 Hunter Dietz - 9 appearances (All games)

| Date | Opponent | GS | IP | H | R | ER | BB | SO | 2B | 3B | HR | WP | BK | HBP | IBB | Score | W-L | Sv | ERA | NP |
|--------|-------------------|----|-----|------|----|----|----|----|----|----|----|----|----|-----|-----|-------|-----|----|-------|-----|
| Feb 14 | vs TCU | * | 2.0 | 3 | 4 | 4 | 3 | 5 | 2 | 0 | 0 | 0 | 0 | 1 | 0 | 4-5 | 0-1 | 0 | 18.00 | 58 |
| Feb 21 | XAVIER | * | 4.0 | 5 | 4 | 2 | 1 | 9 | 0 | 0 | 0 | 0 | 0 | 1 | 0 | 7-6 | 0-1 | 0 | 9.00 | 84 |
| Feb 28 | UT ARLINGTON | * | 7.0 | 2 | 0 | 0 | 1 | 8 | 1 | 0 | 0 | 0 | 0 | 0 | 0 | 9-0 | 1-1 | 0 | 4.15 | 93 |
| Mar 07 | STETSON | * | 6.0 | 4 | 1 | 0 | 0 | 12 | 0 | 0 | 0 | 1 | 0 | 0 | 0 | 13-1 | 2-1 | 0 | 2.84 | 91 |
| Mar 14 | MISSISSIPPI STA | * | 4.2 | 4 | 5 | 5 | 3 | 8 | 1 | 0 | 1 | 1 | 0 | 0 | 0 | 2-7 | 2-2 | 0 | 4.18 | 95 |
| Mar 21 | at South Carolina | * | 6.2 | 5 | 2 | 2 | 2 | 12 | 1 | 0 | 0 | 0 | 0 | 0 | 0 | 3-2 | 2-2 | 0 | 3.86 | 103 |
| Mar 28 | FLORIDA | * | 4.0 | 5 | 3 | 3 | 4 | 4 | 1 | 0 | 0 | 2 | 0 | 1 | 0 | 4-7 | 2-2 | 0 | 4.19 | 88 |
| Apr 03 | at Auburn | * | 7.0 | 6 | 2 | 1 | 0 | 11 | 1 | 0 | 0 | 2 | 0 | 1 | 0 | 3-2 | 3-2 | 0 | 3.70 | 106 |
| Apr 10 | at Alabama | * | 6.0 | 3 | 2 | 2 | 3 | 9 | 0 | 0 | 2 | 1 | 0 | 0 | 0 | 7-5 | 3-2 | 0 | 3.61 | 107 |
| Totals | | | 9 | 47.1 | 37 | 23 | 19 | 78 | 7 | 0 | 3 | 7 | 0 | 4 | 0 | 52-35 | 3-2 | 0 | 3.61 | - |

#48 Cooper Dossett - 1 game (All games)

| Date | Opponent | Pos | AB | R | H | RBI | 2B | 3B | HR | BB | SB | CS | HBP | SAC | SF | GDP | K | PO | A | E | Avg | |
|--------|----------|-----|-----|---|---|-----|----|----|----|----|----|----|-----|-----|----|-----|---|----|---|---|------|------|
| Apr 14 | vs UAPB | p | 0 | 0 | 0 | 0 | 0 | 0 | 0 | 0 | 0 | 0 | 0 | 0 | 0 | 0 | 0 | 1 | 0 | 0 | .000 | |
| Totals | | | 0gs | 0 | 0 | 0 | 0 | 0 | 0 | 0 | 0 | 0 | 0 | 0 | 0 | 0 | 0 | 0 | 1 | 0 | 0 | .000 |

On base pct. .000 • Slugging pct. .000

#48 Cooper Dossett - 9 appearances (All games)

| Date | Opponent | GS | IP | H | R | ER | BB | SO | 2B | 3B | HR | WP | BK | HBP | IBB | Score | W-L | Sv | ERA | NP | |
|--------|-------------------|----|-----|------|---|----|----|----|----|----|----|----|----|-----|-----|-------|-------|-----|-------|------|---|
| Feb 15 | vs Texas Tech | | 0.2 | 1 | 4 | 4 | 3 | 1 | 0 | 0 | 0 | 0 | 0 | 0 | 0 | 6-5 | 0-0 | 0 | 54.00 | 28 | |
| Feb 24 | ARKANSAS STAT | | 1.0 | 3 | 3 | 3 | 0 | 1 | 1 | 0 | 1 | 0 | 0 | 0 | 0 | 4-12 | 0-0 | 0 | 37.80 | 19 | |
| Mar 07 | STETSON | | 1.0 | 0 | 0 | 0 | 0 | 1 | 0 | 0 | 0 | 0 | 0 | 0 | 0 | 13-1 | 0-0 | 0 | 23.62 | 19 | |
| Mar 14 | MISSISSIPPI STA | | 1.0 | 0 | 0 | 0 | 1 | 1 | 0 | 0 | 0 | 0 | 0 | 0 | 0 | 2-7 | 0-0 | 0 | 17.18 | 13 | |
| Mar 18 | NORTHERN COL | | 1.0 | 0 | 0 | 0 | 0 | 0 | 0 | 0 | 0 | 0 | 0 | 0 | 0 | 9-4 | 0-0 | 0 | 13.50 | 10 | |
| Mar 28 | FLORIDA | | 1.1 | 0 | 0 | 0 | 2 | 1 | 0 | 0 | 0 | 0 | 0 | 0 | 0 | 4-7 | 0-0 | 0 | 10.50 | 24 | |
| Mar 31 | at Missouri State | | 2.1 | 3 | 2 | 2 | 0 | 4 | 1 | 0 | 1 | 0 | 0 | 0 | 0 | 14-15 | 0-0 | 0 | 9.72 | 36 | |
| Apr 07 | LITTLE ROCK | | 1.0 | 1 | 0 | 0 | 0 | 1 | 0 | 0 | 0 | 0 | 0 | 0 | 0 | 7-0 | 0-0 | 0 | 8.68 | 12 | |
| Apr 14 | vs UAPB | | 1.0 | 0 | 1 | 1 | 2 | 1 | 0 | 0 | 0 | 0 | 1 | 0 | 0 | 12-2 | 0-0 | 0 | 8.71 | 24 | |
| Totals | | | 0 | 10.1 | 8 | 10 | 10 | 8 | 11 | 2 | 0 | 2 | 0 | 1 | 0 | 0 | 71-53 | 0-0 | 0 | 8.71 | - |

#13 Steele Eaves - 2 games (All games)

| Date | Opponent | Pos | AB | R | H | RBI | 2B | 3B | HR | BB | SB | CS | HBP | SAC | SF | GDP | K | PO | A | E | Avg | |
|--------|-----------|-----|-----|---|---|-----|----|----|----|----|----|----|-----|-----|----|-----|---|----|---|---|------|------|
| Mar 28 | FLORIDA | p | 0 | 0 | 0 | 0 | 0 | 0 | 0 | 0 | 0 | 0 | 0 | 0 | 0 | 0 | 0 | 1 | 0 | 0 | .000 | |
| Apr 02 | at Auburn | p | 0 | 0 | 0 | 0 | 0 | 0 | 0 | 0 | 0 | 0 | 0 | 0 | 0 | 0 | 0 | 0 | 1 | 0 | .000 | |
| Totals | | | 0gs | 0 | 0 | 0 | 0 | 0 | 0 | 0 | 0 | 0 | 0 | 0 | 0 | 0 | 0 | 0 | 1 | 1 | 0 | .000 |

On base pct. .000 • Slugging pct. .000



#13 Steele Eaves - 15 appearances (All games)

| Date | Opponent | GS | IP | H | R | ER | BB | SO | 2B | 3B | HR | WP | BK | HBP | IBB | Score | W-L | Sv | ERA | NP |
|--------|-------------------|----|------|----|----|----|----|----|----|----|----|----|----|-----|-----|--------|-----|----|------|----|
| Feb 15 | vs Texas Tech | | 2.1 | 1 | 0 | 0 | 1 | 3 | 0 | 0 | 0 | 0 | 0 | 1 | 0 | 6-5 | 1-0 | 0 | 0.00 | 33 |
| Feb 21 | XAVIER | | 2.0 | 2 | 0 | 0 | 0 | 1 | 0 | 0 | 0 | 0 | 0 | 0 | 0 | 7-6 | 2-0 | 0 | 0.00 | 21 |
| Feb 25 | ARKANSAS STAT | | 2.2 | 0 | 0 | 0 | 1 | 4 | 0 | 0 | 0 | 0 | 0 | 0 | 0 | 1-0 | 3-0 | 0 | 0.00 | 38 |
| Mar 01 | UT ARLINGTON | | 1.0 | 0 | 0 | 0 | 0 | 1 | 0 | 0 | 0 | 0 | 0 | 0 | 0 | 11-1 | 3-0 | 0 | 0.00 | 14 |
| Mar 09 | STETSON | | 4.0 | 3 | 0 | 0 | 0 | 1 | 0 | 0 | 0 | 0 | 0 | 0 | 0 | 4-6 | 3-0 | 0 | 0.00 | 37 |
| Mar 14 | MISSISSIPPI STA | | 2.0 | 0 | 0 | 0 | 0 | 2 | 0 | 0 | 0 | 0 | 0 | 1 | 0 | 7-3 | 3-0 | 0 | 0.00 | 25 |
| Mar 17 | NORTHERN COL | | 1.0 | 1 | 0 | 0 | 1 | 0 | 0 | 0 | 0 | 0 | 0 | 0 | 0 | 13-2 | 3-0 | 0 | 0.00 | 17 |
| Mar 22 | at South Carolina | | 2.2 | 2 | 2 | 2 | 0 | 3 | 0 | 0 | 2 | 0 | 0 | 0 | 0 | 4-9 | 3-0 | 0 | 1.02 | 33 |
| Mar 27 | FLORIDA | | 1.0 | 2 | 1 | 1 | 1 | 1 | 1 | 0 | 1 | 1 | 0 | 0 | 0 | 4-9 | 3-0 | 0 | 1.45 | 26 |
| Mar 28 | FLORIDA | | 1.0 | 2 | 2 | 2 | 0 | 1 | 0 | 0 | 1 | 0 | 1 | 1 | 0 | 4-7 | 3-1 | 0 | 2.29 | 18 |
| Mar 31 | at Missouri State | * | 1.0 | 3 | 4 | 4 | 1 | 2 | 1 | 0 | 1 | 0 | 0 | 1 | 0 | 14-15 | 3-1 | 0 | 3.92 | 24 |
| Apr 02 | at Auburn | | 0.2 | 1 | 0 | 0 | 0 | 0 | 0 | 0 | 0 | 0 | 0 | 0 | 0 | 2-10 | 3-1 | 0 | 3.80 | 11 |
| Apr 04 | at Auburn | | 0.1 | 1 | 0 | 0 | 0 | 0 | 0 | 0 | 0 | 0 | 0 | 0 | 0 | 3-8 | 3-1 | 0 | 3.74 | 8 |
| Apr 07 | LITTLE ROCK | | 2.0 | 1 | 0 | 0 | 0 | 0 | 0 | 0 | 0 | 0 | 0 | 0 | 0 | 7-0 | 4-1 | 0 | 3.42 | 13 |
| Apr 11 | at Alabama | | 1.2 | 1 | 1 | 0 | 1 | 3 | 0 | 0 | 0 | 0 | 0 | 0 | 0 | 15-6 | 4-1 | 0 | 3.20 | 28 |
| Totals | | 1 | 25.1 | 20 | 10 | 9 | 6 | 22 | 2 | 0 | 5 | 1 | 1 | 4 | 0 | 102-87 | 4-1 | 0 | 3.20 | - |

#38 Colin Fisher - 7 games (All games)

| Date | Opponent | Pos | AB | R | H | RBI | 2B | 3B | HR | BB | SB | CS | HBP | SAC | SF | GDP | K | PO | A | E | Avg |
|--------|-------------------|-----|----|---|---|-----|----|----|----|----|----|----|-----|-----|----|-----|---|----|---|---|------|
| Feb 15 | vs Texas Tech | *p | 0 | 0 | 0 | 0 | 0 | 0 | 0 | 0 | 0 | 0 | 0 | 0 | 0 | 0 | 0 | 0 | 1 | 0 | .000 |
| Feb 22 | XAVIER | *p | 0 | 0 | 0 | 0 | 0 | 0 | 0 | 0 | 0 | 0 | 0 | 0 | 0 | 0 | 0 | 0 | 1 | 0 | .000 |
| Mar 08 | STETSON | *p | 0 | 0 | 0 | 0 | 0 | 0 | 0 | 0 | 0 | 0 | 0 | 0 | 0 | 0 | 0 | 0 | 1 | 0 | .000 |
| Mar 22 | at South Carolina | *p | 0 | 0 | 0 | 0 | 0 | 0 | 0 | 0 | 0 | 0 | 0 | 0 | 0 | 0 | 0 | 0 | 1 | 0 | .000 |
| Mar 29 | FLORIDA | *p | 0 | 0 | 0 | 0 | 0 | 0 | 0 | 0 | 0 | 0 | 0 | 0 | 0 | 0 | 0 | 0 | 1 | 0 | .000 |
| Apr 11 | at Alabama | *p | 0 | 0 | 0 | 0 | 0 | 0 | 0 | 0 | 0 | 0 | 0 | 0 | 0 | 0 | 0 | 0 | 1 | 0 | .000 |
| Apr 14 | vs UAPB | *p | 0 | 0 | 0 | 0 | 0 | 0 | 0 | 0 | 0 | 0 | 0 | 0 | 0 | 0 | 0 | 0 | 1 | 0 | .000 |
| Totals | | 6gs | 0 | 0 | 0 | 0 | 0 | 0 | 0 | 0 | 0 | 0 | 0 | 0 | 0 | 0 | 0 | 0 | 7 | 0 | .000 |

On base pct. .000 • Slugging pct. .000

#38 Colin Fisher - 10 appearances (All games)

| Date | Opponent | GS | IP | H | R | ER | BB | SO | 2B | 3B | HR | WP | BK | HBP | IBB | Score | W-L | Sv | ERA | NP |
|--------|-------------------|----|------|----|----|----|----|----|----|----|----|----|----|-----|-----|-------|-----|----|------|----|
| Feb 15 | vs Texas Tech | * | 5.0 | 1 | 0 | 0 | 2 | 8 | 0 | 0 | 0 | 0 | 0 | 0 | 0 | 6-5 | 0-0 | 0 | 0.00 | 82 |
| Feb 22 | XAVIER | * | 8.0 | 1 | 0 | 0 | 0 | 11 | 0 | 0 | 0 | 0 | 0 | 0 | 0 | 11-0 | 1-0 | 0 | 0.00 | 86 |
| Mar 01 | UT ARLINGTON | * | 6.0 | 5 | 1 | 0 | 1 | 7 | 1 | 0 | 0 | 0 | 0 | 1 | 0 | 11-1 | 2-0 | 0 | 0.00 | 85 |
| Mar 08 | STETSON | * | 4.0 | 6 | 4 | 3 | 0 | 4 | 1 | 0 | 2 | 0 | 0 | 0 | 0 | 1-4 | 2-1 | 0 | 1.17 | 69 |
| Mar 14 | MISSISSIPPI STA | * | 4.2 | 4 | 3 | 3 | 2 | 6 | 0 | 0 | 0 | 0 | 0 | 0 | 0 | 7-3 | 2-1 | 0 | 1.95 | 85 |
| Mar 22 | at South Carolina | * | 2.1 | 4 | 3 | 3 | 2 | 2 | 1 | 0 | 1 | 0 | 0 | 1 | 0 | 4-9 | 2-2 | 0 | 2.70 | 45 |
| Mar 29 | FLORIDA | * | 2.1 | 6 | 3 | 3 | 0 | 2 | 1 | 0 | 0 | 1 | 0 | 1 | 0 | 6-7 | 2-3 | 0 | 3.34 | 46 |
| Apr 04 | at Auburn | * | 2.2 | 5 | 5 | 5 | 2 | 1 | 2 | 0 | 0 | 0 | 0 | 1 | 0 | 3-8 | 2-4 | 0 | 4.37 | 60 |
| Apr 11 | at Alabama | * | 3.0 | 3 | 2 | 2 | 2 | 1 | 0 | 0 | 0 | 0 | 0 | 0 | 0 | 15-6 | 3-4 | 0 | 4.50 | 43 |
| Apr 14 | vs UAPB | * | 3.0 | 1 | 0 | 0 | 0 | 1 | 0 | 0 | 0 | 0 | 0 | 0 | 0 | 12-2 | 4-4 | 0 | 4.17 | 27 |
| Totals | | 9 | 41.0 | 36 | 21 | 19 | 11 | 43 | 6 | 0 | 3 | 1 | 0 | 4 | 0 | 76-45 | 4-4 | 0 | 4.17 | - |

#20 Gabe Gaeckle - 4 games (All games)

| Date | Opponent | Pos | AB | R | H | RBI | 2B | 3B | HR | BB | SB | CS | HBP | SAC | SF | GDP | K | PO | A | E | Avg | |
|--------|-------------------|-----|----|---|---|-----|----|----|----|----|----|----|-----|-----|----|-----|---|----|---|---|------|------|
| Feb 13 | vs Oklahoma State | *p | 0 | 0 | 0 | 0 | 0 | 0 | 0 | 0 | 0 | 0 | 0 | 0 | 0 | 0 | 0 | 0 | 1 | 0 | .000 | |
| Feb 20 | XAVIER | *p | 0 | 0 | 0 | 0 | 0 | 0 | 0 | 0 | 0 | 0 | 0 | 0 | 0 | 0 | 0 | 0 | 1 | 0 | .000 | |
| Feb 27 | UT ARLINGTON | *p | 0 | 0 | 0 | 0 | 0 | 0 | 0 | 0 | 0 | 0 | 0 | 0 | 0 | 0 | 0 | 0 | 1 | 0 | .000 | |
| Mar 13 | MISSISSIPPI STA | *p | 0 | 0 | 0 | 0 | 0 | 0 | 0 | 0 | 0 | 0 | 0 | 0 | 0 | 0 | 0 | 0 | 1 | 0 | .000 | |
| Totals | | 4gs | 0 | 0 | 0 | 0 | 0 | 0 | 0 | 0 | 0 | 0 | 0 | 0 | 0 | 0 | 0 | 0 | 2 | 2 | 0 | .000 |

On base pct. .000 • Slugging pct. .000



INDIVIDUAL GAME-BY-GAME

#20 Gabe Gaeckle - 11 appearances (All games)

| Date | Opponent | GS | IP | H | R | ER | BB | SO | 2B | 3B | HR | WP | BK | HBP | IBB | Score | W-L | Sv | ERA | NP |
|--------|-------------------|----|------|----|----|----|----|----|----|----|----|----|----|-----|-----|-------|-----|----|------|----|
| Feb 13 | vs Oklahoma State | * | 4.1 | 4 | 2 | 1 | 1 | 9 | 0 | 0 | 1 | 0 | 0 | 0 | 0 | 12-2 | 0-0 | 0 | 2.08 | 75 |
| Feb 20 | XAVIER | * | 5.0 | 4 | 1 | 1 | 2 | 7 | 2 | 0 | 1 | 0 | 0 | 0 | 0 | 5-2 | 1-0 | 0 | 1.93 | 77 |
| Feb 27 | UT ARLINGTON | * | 5.1 | 8 | 4 | 4 | 2 | 5 | 2 | 0 | 1 | 0 | 0 | 1 | 0 | 3-4 | 1-1 | 0 | 3.68 | 88 |
| Mar 06 | STETSON | * | 6.0 | 5 | 0 | 0 | 1 | 6 | 0 | 0 | 0 | 0 | 0 | 0 | 0 | 7-1 | 2-1 | 0 | 2.61 | 99 |
| Mar 13 | MISSISSIPPI STA | * | 5.2 | 8 | 2 | 2 | 3 | 4 | 1 | 0 | 0 | 0 | 0 | 0 | 0 | 5-4 | 2-1 | 0 | 2.73 | 90 |
| Mar 20 | at South Carolina | * | 5.0 | 5 | 4 | 2 | 2 | 7 | 0 | 0 | 2 | 0 | 0 | 0 | 0 | 22-6 | 3-1 | 0 | 2.87 | 89 |
| Mar 27 | FLORIDA | * | 1.1 | 1 | 3 | 3 | 4 | 0 | 0 | 0 | 0 | 0 | 0 | 1 | 0 | 4-9 | 3-2 | 0 | 3.58 | 46 |
| Apr 02 | at Auburn | * | 4.0 | 6 | 4 | 4 | 4 | 3 | 3 | 0 | 0 | 0 | 0 | 0 | 0 | 2-10 | 3-3 | 0 | 4.17 | 88 |
| Apr 07 | LITTLE ROCK | | 1.0 | 1 | 0 | 0 | 0 | 1 | 0 | 0 | 0 | 0 | 0 | 0 | 0 | 7-0 | 3-3 | 0 | 4.06 | 14 |
| Apr 10 | at Alabama | | 1.0 | 1 | 1 | 1 | 2 | 1 | 0 | 0 | 0 | 1 | 0 | 0 | 1 | 7-5 | 4-3 | 0 | 4.19 | 28 |
| Apr 12 | at Alabama | | 2.0 | 4 | 0 | 0 | 1 | 2 | 1 | 0 | 0 | 0 | 0 | 0 | 0 | 3-2 | 5-3 | 0 | 3.98 | 40 |
| Totals | | 8 | 40.2 | 47 | 21 | 18 | 22 | 45 | 9 | 0 | 5 | 1 | 0 | 2 | 1 | 77-45 | 5-3 | 0 | 3.98 | - |

#29 Cole Gibler - 5 games (All games)

| Date | Opponent | Pos | AB | R | H | RBI | 2B | 3B | HR | BB | SB | CS | HBP | SAC | SF | GDP | K | PO | A | E | Avg |
|--------|-------------------|-----|----|---|---|-----|----|----|----|----|----|----|-----|-----|----|-----|---|----|---|---|------|
| Feb 27 | UT ARLINGTON | p | 0 | 0 | 0 | 0 | 0 | 0 | 0 | 0 | 0 | 0 | 0 | 0 | 0 | 0 | 0 | 0 | 1 | 0 | .000 |
| Mar 21 | at South Carolina | p | 0 | 0 | 0 | 0 | 0 | 0 | 0 | 0 | 0 | 0 | 0 | 0 | 0 | 0 | 0 | 0 | 1 | 0 | .000 |
| Mar 27 | FLORIDA | p | 0 | 0 | 0 | 0 | 0 | 0 | 0 | 0 | 0 | 0 | 0 | 0 | 0 | 0 | 0 | 0 | 1 | 0 | .000 |
| Apr 04 | at Auburn | p | 0 | 0 | 0 | 0 | 0 | 0 | 0 | 0 | 0 | 0 | 0 | 0 | 0 | 0 | 0 | 0 | 1 | 0 | .000 |
| Apr 11 | at Alabama | *p | 0 | 0 | 0 | 0 | 0 | 0 | 0 | 0 | 0 | 0 | 0 | 0 | 0 | 0 | 0 | 0 | 1 | 0 | .000 |
| Totals | | 1gs | 0 | 0 | 0 | 0 | 0 | 0 | 0 | 0 | 0 | 0 | 0 | 0 | 0 | 0 | 0 | 0 | 5 | 0 | .000 |

On base pct. .000 • Slugging pct. .000

#29 Cole Gibler - 10 appearances (All games)

| Date | Opponent | GS | IP | H | R | ER | BB | SO | 2B | 3B | HR | WP | BK | HBP | IBB | Score | W-L | Sv | ERA | NP |
|--------|-------------------|----|------|----|----|----|----|----|----|----|----|----|----|-----|-----|-------|-----|----|------|----|
| Feb 13 | vs Oklahoma State | | 3.2 | 0 | 0 | 0 | 1 | 6 | 0 | 0 | 0 | 0 | 0 | 0 | 0 | 12-2 | 1-0 | 0 | 0.00 | 53 |
| Feb 20 | XAVIER | | 4.0 | 5 | 1 | 1 | 0 | 2 | 1 | 0 | 1 | 0 | 0 | 1 | 0 | 5-2 | 1-0 | 1 | 1.17 | 51 |
| Feb 27 | UT ARLINGTON | | 3.2 | 1 | 0 | 0 | 0 | 5 | 0 | 0 | 0 | 0 | 0 | 0 | 0 | 3-4 | 1-0 | 1 | 0.79 | 39 |
| Mar 08 | STETSON | | 3.0 | 0 | 0 | 0 | 2 | 2 | 0 | 0 | 0 | 0 | 0 | 0 | 0 | 1-4 | 1-0 | 1 | 0.63 | 45 |
| Mar 13 | MISSISSIPPI STA | | 3.1 | 3 | 2 | 2 | 2 | 3 | 0 | 0 | 1 | 0 | 0 | 1 | 0 | 5-4 | 2-0 | 1 | 1.53 | 53 |
| Mar 21 | at South Carolina | | 3.1 | 2 | 0 | 0 | 1 | 4 | 0 | 0 | 0 | 1 | 0 | 0 | 0 | 3-2 | 3-0 | 1 | 1.29 | 46 |
| Mar 27 | FLORIDA | | 4.2 | 3 | 2 | 2 | 3 | 5 | 0 | 0 | 1 | 1 | 0 | 1 | 0 | 4-9 | 3-0 | 1 | 1.75 | 86 |
| Apr 02 | at Auburn | | 0.1 | 4 | 4 | 3 | 0 | 1 | 0 | 0 | 0 | 1 | 0 | 0 | 0 | 2-10 | 3-0 | 1 | 2.77 | 20 |
| Apr 04 | at Auburn | | 2.0 | 1 | 0 | 0 | 0 | 0 | 1 | 0 | 0 | 0 | 0 | 0 | 0 | 3-8 | 3-0 | 1 | 2.57 | 25 |
| Apr 11 | at Alabama | * | 4.1 | 5 | 3 | 2 | 4 | 2 | 1 | 0 | 0 | 0 | 0 | 0 | 0 | 15-6 | 3-0 | 1 | 2.78 | 83 |
| Totals | | 1 | 32.1 | 24 | 12 | 10 | 13 | 30 | 3 | 0 | 3 | 3 | 0 | 3 | 0 | 53-51 | 3-0 | 1 | 2.78 | - |



#27 Ryder Helfrick - 37 games (All games)

| Date | Opponent | Pos | AB | R | H | RBI | 2B | 3B | HR | BB | SB | CS | HBP | SAC | SF | GDP | K | PO | A | E | Avg |
|--------|-------------------|------|-----|----|----|-----|----|----|----|----|----|----|-----|-----|----|-----|----|-----|----|---|------|
| Feb 13 | vs Oklahoma State | *c | 4 | 4 | 2 | 3 | 0 | 0 | 2 | 1 | 1 | 0 | 0 | 0 | 0 | 0 | 2 | 14 | 1 | 1 | .500 |
| Feb 14 | vs TCU | *c | 4 | 0 | 1 | 0 | 0 | 0 | 0 | 1 | 1 | 0 | 0 | 0 | 0 | 0 | 1 | 10 | 0 | 0 | .375 |
| Feb 15 | vs Texas Tech | *c | 6 | 0 | 2 | 0 | 0 | 0 | 0 | 0 | 0 | 0 | 0 | 0 | 0 | 0 | 2 | 12 | 1 | 0 | .357 |
| Feb 16 | vs Tarleton State | *c | 3 | 1 | 0 | 0 | 0 | 0 | 0 | 1 | 0 | 0 | 0 | 0 | 0 | 0 | 0 | 13 | 0 | 0 | .294 |
| Feb 20 | XAVIER | *c | 3 | 1 | 0 | 0 | 0 | 0 | 0 | 1 | 0 | 1 | 0 | 0 | 0 | 0 | 1 | 10 | 1 | 0 | .250 |
| Feb 21 | XAVIER | *c | 5 | 2 | 2 | 1 | 0 | 0 | 1 | 0 | 0 | 0 | 0 | 0 | 0 | 0 | 1 | 14 | 0 | 0 | .280 |
| Feb 22 | XAVIER | *c | 4 | 1 | 2 | 3 | 1 | 0 | 1 | 0 | 0 | 0 | 0 | 0 | 0 | 0 | 0 | 10 | 1 | 0 | .310 |
| Feb 24 | ARKANSAS STAT | *c | 3 | 0 | 1 | 0 | 0 | 0 | 0 | 1 | 0 | 0 | 0 | 0 | 0 | 1 | 1 | 10 | 0 | 0 | .312 |
| Feb 25 | ARKANSAS STAT | *c | 2 | 1 | 0 | 0 | 0 | 0 | 0 | 2 | 0 | 0 | 0 | 0 | 0 | 0 | 0 | 13 | 0 | 0 | .294 |
| Feb 27 | UT ARLINGTON | *c | 2 | 1 | 0 | 0 | 0 | 0 | 0 | 2 | 0 | 0 | 0 | 0 | 0 | 0 | 0 | 11 | 0 | 0 | .278 |
| Feb 28 | UT ARLINGTON | *c | 4 | 1 | 1 | 0 | 0 | 0 | 0 | 1 | 0 | 0 | 0 | 0 | 0 | 0 | 0 | 9 | 2 | 0 | .275 |
| Mar 01 | UT ARLINGTON | *c | 3 | 2 | 3 | 2 | 0 | 0 | 1 | 1 | 1 | 0 | 0 | 0 | 0 | 0 | 0 | 8 | 0 | 0 | .326 |
| Mar 03 | ORAL ROBERTS | *c | 2 | 1 | 2 | 0 | 0 | 0 | 0 | 2 | 0 | 0 | 0 | 0 | 0 | 0 | 0 | 7 | 0 | 0 | .356 |
| Mar 06 | STETSON | *c | 4 | 1 | 2 | 1 | 0 | 0 | 0 | 1 | 0 | 0 | 0 | 0 | 0 | 0 | 1 | 11 | 0 | 1 | .367 |
| Mar 07 | STETSON | *c | 2 | 1 | 0 | 1 | 0 | 0 | 0 | 2 | 1 | 0 | 0 | 0 | 1 | 0 | 0 | 12 | 0 | 0 | .353 |
| Mar 08 | STETSON | *c | 2 | 0 | 0 | 0 | 0 | 0 | 0 | 2 | 0 | 0 | 0 | 0 | 0 | 0 | 0 | 8 | 2 | 0 | .340 |
| Mar 09 | STETSON | *c | 5 | 1 | 1 | 0 | 0 | 0 | 0 | 0 | 0 | 0 | 0 | 0 | 0 | 0 | 3 | 5 | 0 | 0 | .328 |
| Mar 13 | MISSISSIPPI STA | *c | 3 | 0 | 0 | 0 | 0 | 0 | 0 | 1 | 0 | 0 | 0 | 0 | 0 | 0 | 2 | 7 | 3 | 0 | .311 |
| Mar 14 | MISSISSIPPI STA | *c | 4 | 0 | 2 | 1 | 2 | 0 | 0 | 0 | 0 | 0 | 0 | 0 | 0 | 0 | 0 | 12 | 1 | 0 | .323 |
| Mar 14 | MISSISSIPPI STA | *c | 3 | 0 | 1 | 2 | 0 | 0 | 0 | 2 | 0 | 0 | 0 | 0 | 0 | 0 | 1 | 11 | 0 | 0 | .324 |
| Mar 17 | NORTHERN COL | *c | 3 | 0 | 2 | 2 | 1 | 0 | 0 | 3 | 1 | 0 | 0 | 0 | 0 | 0 | 0 | 12 | 0 | 1 | .338 |
| Mar 20 | at South Carolina | *c | 3 | 2 | 0 | 1 | 0 | 0 | 0 | 2 | 0 | 0 | 0 | 0 | 1 | 0 | 1 | 7 | 0 | 0 | .324 |
| Mar 21 | at South Carolina | *c | 2 | 1 | 0 | 0 | 0 | 0 | 0 | 3 | 0 | 0 | 0 | 0 | 0 | 0 | 0 | 14 | 3 | 0 | .316 |
| Mar 22 | at South Carolina | *c | 5 | 2 | 2 | 2 | 0 | 0 | 1 | 0 | 0 | 0 | 0 | 0 | 0 | 0 | 1 | 10 | 0 | 0 | .321 |
| Mar 24 | UCA | *c | 3 | 1 | 0 | 0 | 0 | 0 | 0 | 1 | 0 | 0 | 0 | 0 | 0 | 0 | 0 | 1 | 9 | 1 | .310 |
| Mar 27 | FLORIDA | *c | 3 | 1 | 1 | 2 | 0 | 0 | 1 | 2 | 0 | 0 | 0 | 0 | 0 | 0 | 1 | 9 | 1 | 0 | .310 |
| Mar 28 | FLORIDA | *c | 4 | 1 | 0 | 1 | 0 | 0 | 0 | 0 | 0 | 0 | 0 | 0 | 1 | 0 | 1 | 9 | 1 | 0 | .297 |
| Mar 29 | FLORIDA | *c | 5 | 1 | 1 | 2 | 0 | 0 | 1 | 0 | 0 | 0 | 0 | 0 | 0 | 0 | 3 | 13 | 0 | 0 | .292 |
| Mar 31 | at Missouri State | *c | 4 | 1 | 1 | 2 | 0 | 0 | 1 | 1 | 0 | 0 | 0 | 0 | 1 | 0 | 0 | 11 | 0 | 0 | .290 |
| Apr 02 | at Auburn | *c | 3 | 1 | 3 | 1 | 0 | 0 | 1 | 1 | 0 | 0 | 0 | 0 | 0 | 0 | 0 | 5 | 2 | 0 | .311 |
| Apr 03 | at Auburn | *c | 4 | 2 | 2 | 3 | 0 | 0 | 2 | 0 | 0 | 0 | 0 | 0 | 0 | 0 | 1 | 13 | 3 | 0 | .318 |
| Apr 04 | at Auburn | *c | 4 | 0 | 0 | 0 | 0 | 0 | 0 | 0 | 0 | 0 | 0 | 0 | 0 | 0 | 2 | 4 | 1 | 0 | .306 |
| Apr 07 | LITTLE ROCK | *c | 4 | 1 | 1 | 2 | 1 | 0 | 0 | 0 | 0 | 0 | 0 | 0 | 1 | 0 | 1 | 8 | 0 | 0 | .304 |
| Apr 10 | at Alabama | *c | 5 | 0 | 0 | 0 | 0 | 0 | 0 | 0 | 0 | 0 | 0 | 0 | 0 | 0 | 2 | 13 | 0 | 0 | .292 |
| Apr 11 | at Alabama | *c | 5 | 0 | 1 | 2 | 0 | 0 | 0 | 0 | 0 | 0 | 0 | 0 | 1 | 0 | 2 | 6 | 0 | 1 | .288 |
| Apr 12 | at Alabama | *c | 3 | 2 | 1 | 0 | 0 | 1 | 0 | 1 | 0 | 0 | 0 | 0 | 0 | 0 | 0 | 8 | 0 | 0 | .289 |
| Apr 14 | vs UAPB | *c | 2 | 1 | 1 | 0 | 0 | 0 | 0 | 2 | 0 | 0 | 0 | 0 | 0 | 0 | 1 | 6 | 1 | 0 | .292 |
| Totals | | 37gs | 130 | 35 | 38 | 34 | 5 | 1 | 12 | 37 | 5 | 1 | 0 | 0 | 6 | 1 | 32 | 364 | 25 | 4 | .292 |

On base pct. .434 • Slugging pct. .623

#15 Jackson Kircher - 2 games (All games)

| Date | Opponent | Pos | AB | R | H | RBI | 2B | 3B | HR | BB | SB | CS | HBP | SAC | SF | GDP | K | PO | A | E | Avg |
|--------|--------------|-----|----|---|---|-----|----|----|----|----|----|----|-----|-----|----|-----|---|----|---|---|------|
| Mar 03 | ORAL ROBERTS | p | 0 | 0 | 0 | 0 | 0 | 0 | 0 | 0 | 0 | 0 | 0 | 0 | 0 | 0 | 0 | 0 | 1 | 0 | .000 |
| Mar 17 | NORTHERN COL | p | 0 | 0 | 0 | 0 | 0 | 0 | 0 | 0 | 0 | 0 | 0 | 0 | 0 | 0 | 0 | 1 | 0 | 0 | .000 |
| Totals | | 0gs | 0 | 0 | 0 | 0 | 0 | 0 | 0 | 0 | 0 | 0 | 0 | 0 | 0 | 0 | 0 | 1 | 1 | 0 | .000 |

On base pct. .000 • Slugging pct. .000

#15 Jackson Kircher - 10 appearances (All games)

| Date | Opponent | GS | IP | H | R | ER | BB | SO | 2B | 3B | HR | WP | BK | HBP | IBB | Score | W-L | Sv | ERA | NP |
|--------|-------------------|----|-----|---|---|----|----|----|----|----|----|----|----|-----|-----|-------|-----|----|------|----|
| Feb 14 | vs TCU | | 1.0 | 1 | 1 | 1 | 1 | 1 | 0 | 0 | 0 | 0 | 0 | 1 | 0 | 4-5 | 0-0 | 0 | 9.00 | 29 |
| Mar 03 | ORAL ROBERTS | | 1.0 | 0 | 0 | 0 | 0 | 1 | 0 | 0 | 0 | 0 | 0 | 0 | 0 | 10-2 | 0-0 | 0 | 4.50 | 8 |
| Mar 06 | STETSON | | 1.0 | 1 | 0 | 0 | 1 | 2 | 0 | 0 | 0 | 0 | 0 | 0 | 0 | 7-1 | 0-0 | 0 | 3.00 | 23 |
| Mar 14 | MISSISSIPPI STA | | 0.0 | 1 | 0 | 0 | 0 | 0 | 0 | 0 | 0 | 0 | 0 | 0 | 0 | 7-3 | 0-0 | 0 | 3.00 | 5 |
| Mar 17 | NORTHERN COL | | 3.0 | 0 | 0 | 0 | 1 | 6 | 0 | 0 | 0 | 0 | 0 | 0 | 0 | 13-2 | 1-0 | 0 | 1.50 | 44 |
| Mar 22 | at South Carolina | | 0.1 | 3 | 3 | 2 | 1 | 0 | 1 | 0 | 1 | 0 | 0 | 0 | 0 | 4-9 | 1-0 | 0 | 4.26 | 16 |
| Mar 28 | FLORIDA | | 0.2 | 1 | 2 | 2 | 1 | 2 | 0 | 0 | 0 | 0 | 0 | 0 | 0 | 4-7 | 1-0 | 0 | 6.43 | 17 |
| Mar 31 | at Missouri State | | 1.1 | 0 | 0 | 0 | 0 | 2 | 0 | 0 | 0 | 0 | 0 | 0 | 0 | 14-15 | 1-0 | 0 | 5.40 | 14 |
| Apr 04 | at Auburn | | 0.0 | 1 | 0 | 0 | 0 | 1 | 0 | 0 | 0 | 0 | 0 | 1 | 0 | 3-8 | 1-0 | 0 | 5.40 | 5 |
| Apr 14 | vs UAPB | | 0.2 | 0 | 1 | 1 | 3 | 1 | 0 | 0 | 0 | 2 | 0 | 0 | 0 | 12-2 | 1-0 | 0 | 6.00 | 17 |
| Totals | | 0 | 9.0 | 8 | 7 | 6 | 8 | 15 | 1 | 0 | 1 | 2 | 0 | 2 | 0 | 78-54 | 1-0 | 0 | 6.00 | - |



INDIVIDUAL GAME-BY-GAME

#55 Brendan Kleiman - 2 games (All games)

| Date | Opponent | Pos | AB | R | H | RBI | 2B | 3B | HR | BB | SB | CS | HBP | SAC | SF | GDP | K | PO | A | E | Avg |
|--------|-------------------|-----|----|---|---|-----|----|----|----|----|----|----|-----|-----|----|-----|---|----|---|---|------|
| Feb 16 | vs Tarleton State | ph | 1 | 0 | 0 | 0 | 0 | 0 | 0 | 0 | 0 | 0 | 0 | 0 | 0 | 0 | 1 | 0 | 0 | 0 | .000 |
| Mar 07 | STETSON | c | 0 | 0 | 0 | 0 | 0 | 0 | 0 | 0 | 0 | 0 | 0 | 0 | 0 | 0 | 0 | 1 | 0 | 0 | .000 |
| Totals | | 0gs | 1 | 0 | 0 | 0 | 0 | 0 | 0 | 0 | 0 | 0 | 0 | 0 | 0 | 0 | 1 | 1 | 0 | 0 | .000 |

On base pct. .000 • Slugging pct. .000

#8 Camden Kozeal - 37 games (All games)

| Date | Opponent | Pos | AB | R | H | RBI | 2B | 3B | HR | BB | SB | CS | HBP | SAC | SF | GDP | K | PO | A | E | Avg |
|--------|-------------------|------|-----|----|----|-----|----|----|----|----|----|----|-----|-----|----|-----|----|----|----|---|------|
| Feb 13 | vs Oklahoma State | *2b | 3 | 2 | 1 | 2 | 0 | 0 | 1 | 2 | 0 | 0 | 0 | 0 | 0 | 0 | 1 | 2 | 3 | 0 | .333 |
| Feb 14 | vs TCU | *2b | 2 | 1 | 0 | 0 | 0 | 0 | 0 | 3 | 0 | 0 | 0 | 0 | 0 | 0 | 2 | 2 | 0 | 0 | .200 |
| Feb 15 | vs Texas Tech | *2b | 4 | 2 | 1 | 1 | 0 | 0 | 1 | 1 | 0 | 0 | 0 | 0 | 0 | 0 | 2 | 2 | 1 | 0 | .222 |
| Feb 16 | vs Tarleton State | *2b | 4 | 1 | 1 | 0 | 0 | 0 | 0 | 0 | 0 | 0 | 0 | 0 | 0 | 0 | 1 | 2 | 2 | 0 | .231 |
| Feb 20 | XAVIER | *2b | 4 | 1 | 1 | 3 | 0 | 0 | 1 | 0 | 0 | 0 | 0 | 0 | 0 | 0 | 1 | 1 | 6 | 1 | .235 |
| Feb 21 | XAVIER | *2b | 5 | 3 | 4 | 2 | 1 | 1 | 1 | 0 | 0 | 0 | 0 | 0 | 0 | 0 | 0 | 1 | 3 | 1 | .364 |
| Feb 22 | XAVIER | *2b | 4 | 2 | 2 | 2 | 0 | 0 | 0 | 1 | 0 | 0 | 0 | 0 | 0 | 0 | 0 | 1 | 2 | 0 | .385 |
| Feb 24 | ARKANSAS STAT | *2b | 3 | 0 | 0 | 0 | 0 | 0 | 0 | 1 | 0 | 0 | 0 | 0 | 0 | 0 | 1 | 1 | 3 | 0 | .345 |
| Feb 27 | UT ARLINGTON | *dh | 4 | 1 | 2 | 0 | 0 | 0 | 0 | 0 | 0 | 0 | 0 | 0 | 0 | 0 | 1 | 0 | 0 | 0 | .364 |
| Feb 28 | UT ARLINGTON | *2b | 5 | 1 | 2 | 3 | 0 | 0 | 1 | 0 | 0 | 0 | 0 | 0 | 0 | 0 | 1 | 1 | 1 | 0 | .368 |
| Mar 01 | UT ARLINGTON | *2b | 4 | 2 | 2 | 3 | 1 | 0 | 1 | 1 | 0 | 0 | 0 | 0 | 0 | 0 | 0 | 3 | 4 | 0 | .381 |
| Mar 03 | ORAL ROBERTS | *2b | 4 | 0 | 1 | 1 | 0 | 0 | 0 | 0 | 0 | 0 | 0 | 0 | 1 | 0 | 1 | 0 | 1 | 0 | .370 |
| Mar 06 | STETSON | *2b | 5 | 1 | 2 | 2 | 1 | 0 | 0 | 0 | 0 | 0 | 0 | 0 | 0 | 0 | 0 | 0 | 2 | 0 | .373 |
| Mar 07 | STETSON | *2b | 4 | 2 | 3 | 2 | 1 | 0 | 0 | 1 | 0 | 0 | 0 | 0 | 0 | 0 | 1 | 0 | 0 | 0 | .400 |
| Mar 08 | STETSON | *2b | 4 | 0 | 1 | 1 | 1 | 0 | 0 | 0 | 0 | 0 | 0 | 0 | 0 | 0 | 0 | 1 | 3 | 0 | .390 |
| Mar 09 | STETSON | *2b | 5 | 0 | 0 | 0 | 0 | 0 | 0 | 0 | 0 | 0 | 0 | 0 | 0 | 0 | 1 | 3 | 7 | 0 | .359 |
| Mar 13 | MISSISSIPPI STA | *ss | 4 | 0 | 1 | 1 | 0 | 0 | 0 | 0 | 0 | 0 | 0 | 0 | 0 | 0 | 1 | 3 | 1 | 0 | .353 |
| Mar 14 | MISSISSIPPI STA | *ss | 3 | 0 | 0 | 0 | 0 | 0 | 0 | 1 | 0 | 0 | 0 | 0 | 0 | 0 | 1 | 2 | 3 | 0 | .338 |
| Mar 14 | MISSISSIPPI STA | *ss | 4 | 0 | 0 | 0 | 0 | 0 | 0 | 1 | 0 | 0 | 0 | 0 | 0 | 0 | 2 | 0 | 4 | 0 | .320 |
| Mar 17 | NORTHERN COL | *ss | 3 | 3 | 2 | 4 | 2 | 0 | 0 | 2 | 0 | 1 | 0 | 0 | 0 | 0 | 0 | 1 | 1 | 0 | .333 |
| Mar 18 | NORTHERN COL | *2b | 3 | 3 | 2 | 0 | 0 | 0 | 0 | 1 | 1 | 0 | 0 | 0 | 0 | 0 | 0 | 2 | 3 | 0 | .346 |
| Mar 20 | at South Carolina | *ss | 4 | 3 | 3 | 3 | 0 | 0 | 1 | 1 | 0 | 0 | 1 | 0 | 0 | 0 | 0 | 0 | 0 | 0 | .365 |
| Mar 21 | at South Carolina | *ss | 4 | 0 | 1 | 1 | 0 | 0 | 0 | 0 | 0 | 0 | 0 | 1 | 0 | 0 | 0 | 1 | 0 | 0 | .360 |
| Mar 22 | at South Carolina | *ss | 4 | 0 | 0 | 0 | 0 | 0 | 0 | 1 | 0 | 0 | 0 | 0 | 0 | 0 | 0 | 3 | 2 | 0 | .344 |
| Mar 24 | UCA | *ss | 3 | 1 | 2 | 1 | 1 | 0 | 0 | 1 | 0 | 0 | 0 | 0 | 0 | 0 | 0 | 2 | 0 | 0 | .354 |
| Mar 27 | FLORIDA | *ss | 3 | 1 | 0 | 0 | 0 | 0 | 0 | 2 | 0 | 0 | 0 | 0 | 0 | 0 | 2 | 0 | 1 | 0 | .343 |
| Mar 28 | FLORIDA | *ss | 5 | 0 | 1 | 0 | 0 | 0 | 0 | 0 | 0 | 0 | 0 | 0 | 0 | 0 | 1 | 0 | 6 | 0 | .337 |
| Mar 29 | FLORIDA | *ss | 4 | 1 | 1 | 0 | 0 | 0 | 0 | 0 | 0 | 0 | 0 | 0 | 0 | 0 | 2 | 1 | 2 | 0 | .333 |
| Mar 31 | at Missouri State | *ss | 5 | 1 | 2 | 5 | 1 | 0 | 1 | 1 | 0 | 0 | 0 | 0 | 0 | 0 | 2 | 2 | 3 | 1 | .336 |
| Apr 02 | at Auburn | *ss | 5 | 0 | 1 | 0 | 0 | 0 | 0 | 0 | 0 | 0 | 0 | 0 | 0 | 0 | 2 | 2 | 4 | 0 | .331 |
| Apr 03 | at Auburn | *ss | 4 | 0 | 0 | 0 | 0 | 0 | 0 | 0 | 0 | 0 | 0 | 0 | 0 | 0 | 2 | 1 | 3 | 0 | .320 |
| Apr 04 | at Auburn | *ss | 4 | 0 | 0 | 0 | 0 | 0 | 0 | 0 | 0 | 0 | 0 | 0 | 0 | 0 | 1 | 0 | 4 | 0 | .310 |
| Apr 07 | LITTLE ROCK | *ss | 1 | 0 | 0 | 0 | 0 | 0 | 0 | 3 | 0 | 0 | 0 | 0 | 0 | 0 | 0 | 1 | 5 | 1 | .307 |
| Apr 10 | at Alabama | *ss | 5 | 1 | 2 | 2 | 1 | 0 | 1 | 0 | 0 | 0 | 0 | 0 | 0 | 0 | 1 | 1 | 2 | 0 | .311 |
| Apr 11 | at Alabama | *ss | 5 | 1 | 1 | 0 | 1 | 0 | 0 | 0 | 0 | 0 | 0 | 0 | 0 | 0 | 0 | 1 | 3 | 0 | .307 |
| Apr 12 | at Alabama | *ss | 4 | 0 | 1 | 1 | 1 | 0 | 0 | 0 | 0 | 0 | 0 | 0 | 0 | 0 | 1 | 1 | 3 | 0 | .305 |
| Apr 14 | vs UAPB | *ss | 5 | 1 | 2 | 2 | 1 | 0 | 0 | 0 | 0 | 0 | 0 | 0 | 0 | 0 | 1 | 1 | 2 | 0 | .308 |
| Totals | | 37gs | 146 | 35 | 45 | 42 | 13 | 1 | 9 | 24 | 1 | 0 | 2 | 1 | 1 | 0 | 32 | 45 | 90 | 4 | .308 |

On base pct. .410 • Slugging pct. .596

#22 Peyton Lee - 2 games (All games)

| Date | Opponent | Pos | AB | R | H | RBI | 2B | 3B | HR | BB | SB | CS | HBP | SAC | SF | GDP | K | PO | A | E | Avg |
|--------|-------------------|-----|----|---|---|-----|----|----|----|----|----|----|-----|-----|----|-----|---|----|---|---|------|
| Feb 24 | ARKANSAS STAT | *p | 0 | 0 | 0 | 0 | 0 | 0 | 0 | 0 | 0 | 0 | 0 | 0 | 0 | 0 | 0 | 0 | 1 | 0 | .000 |
| Mar 31 | at Missouri State | p | 0 | 0 | 0 | 0 | 0 | 0 | 0 | 0 | 0 | 0 | 0 | 0 | 0 | 0 | 0 | 0 | 1 | 0 | .000 |
| Totals | | 1gs | 0 | 0 | 0 | 0 | 0 | 0 | 0 | 0 | 0 | 0 | 0 | 0 | 0 | 0 | 0 | 0 | 2 | 0 | .000 |

On base pct. .000 • Slugging pct. .000



#22 Peyton Lee - 5 appearances (All games)

| Date | Opponent | GS | IP | H | R | ER | BB | SO | 2B | 3B | HR | WP | BK | HBP | IBB | Score | W-L | Sv | ERA | NP | |
|--------|-------------------|----|-----|------|----|----|----|----|----|----|----|----|----|-----|-----|-------|-------|-----|------|------|---|
| Feb 16 | vs Tarleton State | * | 4.1 | 4 | 1 | 1 | 1 | 5 | 1 | 1 | 0 | 1 | 0 | 2 | 0 | 3-1 | 0-0 | 0 | 2.08 | 73 | |
| Feb 24 | ARKANSAS STAT | * | 2.0 | 6 | 6 | 6 | 0 | 2 | 0 | 0 | 2 | 0 | 0 | 1 | 0 | 4-12 | 0-1 | 0 | 9.95 | 38 | |
| Mar 18 | NORTHERN COL | * | 5.0 | 1 | 0 | 0 | 3 | 6 | 0 | 0 | 0 | 0 | 0 | 0 | 0 | 9-4 | 1-1 | 0 | 5.56 | 75 | |
| Mar 24 | UCA | * | 2.0 | 2 | 1 | 1 | 2 | 2 | 0 | 0 | 0 | 0 | 0 | 0 | 0 | 15-2 | 1-1 | 0 | 5.40 | 27 | |
| Mar 31 | at Missouri State | | 0.2 | 1 | 1 | 1 | 0 | 0 | 0 | 0 | 1 | 0 | 0 | 0 | 0 | 14-15 | 1-2 | 0 | 5.79 | 3 | |
| Totals | | | 4 | 14.0 | 14 | 9 | 9 | 6 | 15 | 1 | 1 | 3 | 1 | 0 | 3 | 0 | 45-34 | 1-2 | 0 | 5.79 | - |

#34 Joey Lorenzini - 2 appearances (All games)

| Date | Opponent | GS | IP | H | R | ER | BB | SO | 2B | 3B | HR | WP | BK | HBP | IBB | Score | W-L | Sv | ERA | NP |
|--------|--------------|----|-----|-----|---|----|----|----|----|----|----|----|----|-----|-----|-------|-----|----|-------|----|
| Mar 03 | ORAL ROBERTS | | 1.0 | 2 | 1 | 1 | 1 | 0 | 0 | 0 | 1 | 0 | 0 | 0 | 0 | 10-2 | 0-0 | 0 | 9.00 | 22 |
| Mar 18 | NORTHERN COL | | 0.0 | 3 | 4 | 4 | 0 | 0 | 0 | 0 | 1 | 0 | 1 | 1 | 0 | 9-4 | 0-0 | 0 | 45.00 | 13 |
| Totals | | | 0 | 1.0 | 5 | 5 | 1 | 0 | 0 | 0 | 2 | 0 | 1 | 1 | 0 | 19-6 | 0-0 | 0 | 45.00 | - |

#28 Jordan Martin - 1 game (All games)

| Date | Opponent | Pos | AB | R | H | RBI | 2B | 3B | HR | BB | SB | CS | HBP | SAC | SF | GDP | K | PO | A | E | Avg |
|--------|--------------|-----|----|---|---|-----|----|----|----|----|----|----|-----|-----|----|-----|---|----|---|---|------|
| Mar 03 | ORAL ROBERTS | p | 0 | 0 | 0 | 0 | 0 | 0 | 0 | 0 | 0 | 0 | 0 | 0 | 0 | 0 | 0 | 0 | 1 | 0 | .000 |
| Totals | | ogs | 0 | 0 | 0 | 0 | 0 | 0 | 0 | 0 | 0 | 0 | 0 | 0 | 0 | 0 | 0 | 0 | 1 | 0 | .000 |

On base pct. .000 • Slugging pct. .000

#28 Jordan Martin - 3 appearances (All games)

| Date | Opponent | GS | IP | H | R | ER | BB | SO | 2B | 3B | HR | WP | BK | HBP | IBB | Score | W-L | Sv | ERA | NP |
|--------|-------------------|----|-----|-----|---|----|----|----|----|----|----|----|----|-----|-----|-------|-----|----|------|----|
| Mar 03 | ORAL ROBERTS | | 1.0 | 2 | 0 | 0 | 0 | 1 | 0 | 0 | 0 | 0 | 0 | 0 | 0 | 10-2 | 0-0 | 0 | 0.00 | 16 |
| Mar 17 | NORTHERN COL | | 1.0 | 1 | 0 | 0 | 1 | 2 | 0 | 0 | 0 | 0 | 0 | 0 | 0 | 13-2 | 0-0 | 0 | 0.00 | 22 |
| Mar 20 | at South Carolina | | 1.0 | 1 | 0 | 0 | 1 | 0 | 0 | 0 | 0 | 0 | 0 | 0 | 0 | 22-6 | 0-0 | 0 | 0.00 | 14 |
| Totals | | | 0 | 3.0 | 4 | 0 | 2 | 3 | 0 | 0 | 0 | 0 | 0 | 0 | 0 | 45-10 | 0-0 | 0 | 0.00 | - |

#33 Ethan McElvain - 1 game (All games)

| Date | Opponent | Pos | AB | R | H | RBI | 2B | 3B | HR | BB | SB | CS | HBP | SAC | SF | GDP | K | PO | A | E | Avg |
|--------|-------------------|-----|----|---|---|-----|----|----|----|----|----|----|-----|-----|----|-----|---|----|---|---|------|
| Feb 16 | vs Tarleton State | p | 0 | 0 | 0 | 0 | 0 | 0 | 0 | 0 | 0 | 0 | 0 | 0 | 0 | 0 | 0 | 0 | 0 | 1 | .000 |
| Totals | | ogs | 0 | 0 | 0 | 0 | 0 | 0 | 0 | 0 | 0 | 0 | 0 | 0 | 0 | 0 | 0 | 0 | 0 | 1 | .000 |

On base pct. .000 • Slugging pct. .000

#33 Ethan McElvain - 11 appearances (All games)

| Date | Opponent | GS | IP | H | R | ER | BB | SO | 2B | 3B | HR | WP | BK | HBP | IBB | Score | W-L | Sv | ERA | NP | |
|--------|-------------------|----|-----|------|----|----|----|----|----|----|----|----|----|-----|-----|-------|-------|-----|------|------|---|
| Feb 16 | vs Tarleton State | | 2.2 | 1 | 0 | 0 | 0 | 5 | 0 | 0 | 0 | 0 | 0 | 0 | 0 | 3-1 | 1-0 | 0 | 0.00 | 41 | |
| Feb 24 | ARKANSAS STAT | | 2.0 | 0 | 0 | 0 | 1 | 2 | 0 | 0 | 0 | 0 | 0 | 0 | 0 | 4-12 | 1-0 | 0 | 0.00 | 39 | |
| Mar 03 | ORAL ROBERTS | | 1.0 | 0 | 0 | 0 | 0 | 3 | 0 | 0 | 0 | 0 | 0 | 0 | 0 | 10-2 | 2-0 | 0 | 0.00 | 15 | |
| Mar 08 | STETSON | | 2.0 | 1 | 0 | 0 | 1 | 3 | 0 | 0 | 0 | 0 | 0 | 0 | 0 | 1-4 | 2-0 | 0 | 0.00 | 28 | |
| Mar 14 | MISSISSIPPI STA | | 1.2 | 1 | 0 | 0 | 1 | 2 | 0 | 0 | 0 | 0 | 0 | 0 | 0 | 7-3 | 3-0 | 0 | 0.00 | 32 | |
| Mar 22 | at South Carolina | | 1.2 | 3 | 1 | 1 | 0 | 2 | 0 | 0 | 0 | 0 | 0 | 0 | 0 | 4-9 | 3-0 | 0 | 0.82 | 38 | |
| Mar 29 | FLORIDA | | 2.1 | 2 | 0 | 0 | 3 | 4 | 1 | 0 | 0 | 0 | 0 | 0 | 0 | 6-7 | 3-0 | 0 | 0.68 | 52 | |
| Apr 03 | at Auburn | | 2.0 | 0 | 0 | 0 | 0 | 3 | 0 | 0 | 0 | 0 | 0 | 0 | 0 | 3-2 | 3-0 | 1 | 0.59 | 22 | |
| Apr 07 | LITTLE ROCK | | 1.0 | 1 | 0 | 0 | 0 | 2 | 0 | 0 | 0 | 0 | 0 | 1 | 0 | 7-0 | 3-0 | 1 | 0.55 | 24 | |
| Apr 10 | at Alabama | | 1.0 | 3 | 2 | 2 | 0 | 1 | 0 | 0 | 0 | 0 | 0 | 2 | 0 | 7-5 | 3-0 | 1 | 1.56 | 30 | |
| Apr 12 | at Alabama | | 2.0 | 0 | 0 | 0 | 0 | 3 | 0 | 0 | 0 | 0 | 0 | 0 | 0 | 3-2 | 3-0 | 2 | 1.40 | 24 | |
| Totals | | | 0 | 19.1 | 12 | 3 | 3 | 6 | 30 | 1 | 0 | 0 | 0 | 0 | 3 | 0 | 55-47 | 3-0 | 2 | 1.40 | - |



INDIVIDUAL GAME-BY-GAME

#26 Tate McGuire - 1 game (All games)

| Date | Opponent | Pos | AB | R | H | RBI | 2B | 3B | HR | BB | SB | CS | HBP | SAC | SF | GDP | K | PO | A | E | Avg |
|---------------|----------|-----|----|---|---|-----|----|----|----|----|----|----|-----|-----|----|-----|---|----|---|---|------|
| Feb 14 | vs TCU | p | 0 | 0 | 0 | 0 | 0 | 0 | 0 | 0 | 0 | 0 | 0 | 0 | 0 | 0 | 0 | 0 | 1 | 0 | .000 |
| Totals | | 0gs | 0 | 0 | 0 | 0 | 0 | 0 | 0 | 0 | 0 | 0 | 0 | 0 | 0 | 0 | 0 | 0 | 1 | 0 | .000 |

On base pct. .000 • Slugging pct. .000

#26 Tate McGuire - 11 appearances (All games)

| Date | Opponent | GS | IP | H | R | ER | BB | SO | 2B | 3B | HR | WP | BK | HBP | IBB | Score | W-L | Sv | ERA | NP |
|---------------|-------------------|----|------|----|----|----|----|----|----|----|----|----|----|-----|-----|-------|-----|----|------|----|
| Feb 14 | vs TCU | | 5.0 | 0 | 0 | 0 | 0 | 4 | 0 | 0 | 0 | 0 | 0 | 0 | 0 | 4-5 | 0-0 | 0 | 0.00 | 60 |
| Feb 24 | ARKANSAS STAT | | 2.0 | 3 | 2 | 2 | 0 | 3 | 0 | 0 | 2 | 0 | 0 | 0 | 0 | 4-12 | 0-0 | 0 | 2.57 | 36 |
| Mar 03 | ORAL ROBERTS | | 2.0 | 0 | 0 | 0 | 0 | 2 | 0 | 0 | 0 | 0 | 0 | 0 | 0 | 10-2 | 0-0 | 0 | 2.00 | 26 |
| Mar 09 | STETSON | | 3.0 | 1 | 2 | 2 | 0 | 2 | 0 | 0 | 0 | 0 | 0 | 1 | 0 | 4-6 | 0-0 | 0 | 3.00 | 42 |
| Mar 14 | MISSISSIPPI STA | | 3.1 | 4 | 2 | 2 | 2 | 2 | 0 | 0 | 0 | 0 | 0 | 0 | 0 | 2-7 | 0-0 | 0 | 3.52 | 54 |
| Mar 18 | NORTHERN COL | | 1.0 | 0 | 0 | 0 | 1 | 0 | 0 | 0 | 0 | 0 | 0 | 0 | 0 | 9-4 | 0-0 | 0 | 3.31 | 10 |
| Mar 22 | at South Carolina | | 1.0 | 0 | 0 | 0 | 1 | 2 | 0 | 0 | 0 | 0 | 0 | 0 | 0 | 4-9 | 0-0 | 0 | 3.12 | 18 |
| Mar 27 | FLORIDA | | 0.2 | 2 | 1 | 1 | 1 | 2 | 0 | 0 | 0 | 1 | 0 | 0 | 0 | 4-9 | 0-0 | 0 | 3.50 | 23 |
| Mar 29 | FLORIDA | | 2.1 | 6 | 3 | 3 | 0 | 2 | 0 | 0 | 2 | 0 | 0 | 0 | 0 | 6-7 | 0-0 | 0 | 4.43 | 39 |
| Apr 07 | LITTLE ROCK | * | 3.0 | 2 | 0 | 0 | 1 | 1 | 0 | 0 | 0 | 0 | 0 | 0 | 0 | 7-0 | 0-0 | 0 | 3.86 | 42 |
| Apr 12 | at Alabama | * | 3.0 | 3 | 2 | 1 | 2 | 1 | 1 | 0 | 0 | 0 | 0 | 0 | 0 | 3-2 | 0-0 | 0 | 3.76 | 52 |
| Totals | | 2 | 26.1 | 21 | 12 | 11 | 8 | 21 | 1 | 0 | 4 | 1 | 0 | 1 | 0 | 57-63 | 0-0 | 0 | 3.76 | - |

#4 Maika Niu - 36 games (All games)

| Date | Opponent | Pos | AB | R | H | RBI | 2B | 3B | HR | BB | SB | CS | HBP | SAC | SF | GDP | K | PO | A | E | Avg |
|---------------|-------------------|-------|-----|----|----|-----|----|----|----|----|----|----|-----|-----|----|-----|----|----|---|---|------|
| Feb 13 | vs Oklahoma State | *of | 5 | 1 | 2 | 4 | 0 | 0 | 1 | 0 | 0 | 0 | 0 | 0 | 0 | 0 | 3 | 0 | 0 | 0 | .400 |
| Feb 14 | vs TCU | *of | 4 | 1 | 0 | 1 | 0 | 0 | 0 | 1 | 0 | 0 | 0 | 0 | 0 | 0 | 3 | 2 | 0 | 0 | .222 |
| Feb 15 | vs Texas Tech | *of | 5 | 0 | 0 | 2 | 0 | 0 | 0 | 0 | 0 | 0 | 0 | 0 | 1 | 0 | 0 | 3 | 0 | 0 | .143 |
| Feb 16 | vs Tarleton State | *of | 4 | 0 | 2 | 1 | 0 | 0 | 0 | 0 | 0 | 0 | 0 | 0 | 0 | 0 | 0 | 1 | 0 | 0 | .222 |
| Feb 20 | XAVIER | *of | 3 | 0 | 0 | 0 | 0 | 0 | 0 | 0 | 0 | 0 | 0 | 0 | 0 | 1 | 2 | 2 | 0 | 0 | .190 |
| Feb 21 | XAVIER | *of | 3 | 1 | 0 | 0 | 0 | 0 | 0 | 1 | 1 | 0 | 0 | 0 | 0 | 0 | 1 | 2 | 0 | 0 | .167 |
| Feb 22 | XAVIER | *of | 4 | 1 | 1 | 0 | 1 | 0 | 0 | 0 | 0 | 0 | 0 | 0 | 0 | 0 | 1 | 0 | 0 | 0 | .179 |
| Feb 24 | ARKANSAS STAT | *of | 4 | 1 | 2 | 2 | 0 | 0 | 1 | 0 | 0 | 0 | 0 | 0 | 0 | 0 | 2 | 2 | 0 | 0 | .219 |
| Feb 25 | ARKANSAS STAT | *of | 4 | 0 | 2 | 0 | 0 | 0 | 0 | 0 | 0 | 0 | 0 | 0 | 0 | 0 | 1 | 2 | 0 | 0 | .250 |
| Feb 27 | UT ARLINGTON | *of | 4 | 0 | 0 | 0 | 0 | 0 | 0 | 0 | 0 | 0 | 0 | 0 | 0 | 0 | 1 | 4 | 0 | 0 | .225 |
| Feb 28 | UT ARLINGTON | *of | 4 | 2 | 2 | 3 | 0 | 0 | 1 | 0 | 0 | 0 | 0 | 0 | 0 | 0 | 0 | 3 | 0 | 0 | .250 |
| Mar 01 | UT ARLINGTON | *of | 3 | 1 | 1 | 1 | 0 | 0 | 0 | 1 | 1 | 0 | 0 | 0 | 0 | 0 | 1 | 2 | 0 | 0 | .255 |
| Mar 03 | ORAL ROBERTS | *of | 5 | 1 | 2 | 0 | 0 | 0 | 0 | 0 | 0 | 0 | 0 | 0 | 0 | 0 | 1 | 3 | 0 | 0 | .269 |
| Mar 06 | STETSON | *of | 3 | 2 | 1 | 1 | 1 | 0 | 0 | 1 | 0 | 0 | 0 | 0 | 0 | 0 | 0 | 1 | 3 | 0 | .273 |
| Mar 07 | STETSON | *of | 3 | 2 | 3 | 3 | 1 | 0 | 0 | 0 | 2 | 0 | 0 | 0 | 0 | 0 | 0 | 1 | 0 | 0 | .310 |
| Mar 08 | STETSON | *of | 4 | 0 | 2 | 0 | 0 | 0 | 0 | 0 | 1 | 0 | 0 | 0 | 0 | 0 | 0 | 2 | 0 | 0 | .323 |
| Mar 09 | STETSON | *of | 4 | 1 | 2 | 0 | 1 | 0 | 0 | 0 | 0 | 0 | 0 | 0 | 0 | 0 | 2 | 2 | 0 | 0 | .333 |
| Mar 13 | MISSISSIPPI STA | *of | 4 | 0 | 0 | 0 | 0 | 0 | 0 | 0 | 0 | 0 | 0 | 0 | 0 | 0 | 2 | 3 | 0 | 0 | .314 |
| Mar 14 | MISSISSIPPI STA | *of | 4 | 0 | 0 | 0 | 0 | 0 | 0 | 0 | 0 | 0 | 0 | 0 | 0 | 0 | 1 | 2 | 0 | 0 | .297 |
| Mar 14 | MISSISSIPPI STA | *of | 4 | 1 | 2 | 1 | 0 | 0 | 0 | 0 | 1 | 1 | 0 | 0 | 0 | 0 | 0 | 0 | 0 | 0 | .308 |
| Mar 17 | NORTHERN COL | *of | 4 | 0 | 0 | 1 | 0 | 0 | 0 | 1 | 0 | 0 | 0 | 0 | 0 | 1 | 1 | 1 | 0 | 0 | .293 |
| Mar 20 | at South Carolina | *of | 5 | 4 | 3 | 6 | 1 | 0 | 2 | 1 | 1 | 0 | 0 | 0 | 0 | 0 | 0 | 3 | 0 | 0 | .310 |
| Mar 21 | at South Carolina | *of | 4 | 0 | 1 | 0 | 0 | 0 | 0 | 0 | 0 | 0 | 0 | 0 | 0 | 0 | 1 | 3 | 0 | 0 | .308 |
| Mar 22 | at South Carolina | *of | 3 | 0 | 1 | 0 | 1 | 0 | 0 | 1 | 0 | 0 | 0 | 0 | 0 | 0 | 1 | 1 | 1 | 0 | .309 |
| Mar 24 | UCA | *of | 3 | 1 | 2 | 2 | 1 | 0 | 0 | 0 | 0 | 0 | 0 | 0 | 0 | 0 | 1 | 4 | 0 | 0 | .320 |
| Mar 27 | FLORIDA | *of | 3 | 1 | 2 | 0 | 1 | 0 | 0 | 1 | 0 | 0 | 0 | 0 | 0 | 0 | 1 | 2 | 0 | 0 | .330 |
| Mar 28 | FLORIDA | *of | 4 | 0 | 0 | 0 | 0 | 0 | 0 | 0 | 0 | 0 | 0 | 0 | 0 | 0 | 1 | 1 | 0 | 0 | .317 |
| Mar 29 | FLORIDA | of | 2 | 0 | 0 | 0 | 0 | 0 | 0 | 0 | 0 | 0 | 0 | 0 | 0 | 0 | 1 | 1 | 0 | 0 | .311 |
| Apr 02 | at Auburn | *of | 4 | 0 | 1 | 0 | 0 | 0 | 0 | 0 | 0 | 0 | 0 | 0 | 0 | 0 | 1 | 4 | 1 | 0 | .309 |
| Apr 03 | at Auburn | *of | 3 | 0 | 0 | 0 | 0 | 0 | 0 | 1 | 0 | 0 | 0 | 0 | 0 | 0 | 3 | 1 | 0 | 0 | .301 |
| Apr 04 | at Auburn | *of | 2 | 1 | 0 | 0 | 0 | 0 | 0 | 1 | 0 | 0 | 1 | 0 | 0 | 0 | 2 | 4 | 0 | 0 | .296 |
| Apr 07 | LITTLE ROCK | *of | 4 | 0 | 0 | 0 | 0 | 0 | 0 | 0 | 0 | 0 | 0 | 0 | 0 | 0 | 1 | 0 | 0 | 0 | .286 |
| Apr 10 | at Alabama | ph/of | 2 | 1 | 0 | 0 | 0 | 0 | 0 | 0 | 1 | 0 | 0 | 0 | 0 | 0 | 0 | 1 | 0 | 0 | .281 |
| Apr 11 | at Alabama | *of | 4 | 1 | 0 | 1 | 0 | 0 | 0 | 0 | 1 | 1 | 1 | 0 | 0 | 0 | 1 | 0 | 0 | 0 | .272 |
| Apr 12 | at Alabama | *of | 3 | 0 | 0 | 1 | 0 | 0 | 0 | 0 | 0 | 0 | 0 | 0 | 1 | 0 | 1 | 2 | 0 | 0 | .266 |
| Apr 14 | vs UAPB | *of | 4 | 1 | 1 | 0 | 0 | 0 | 0 | 1 | 0 | 0 | 0 | 0 | 0 | 0 | 1 | 0 | 0 | 0 | .265 |
| Totals | | 34gs | 132 | 25 | 35 | 30 | 8 | 0 | 5 | 11 | 9 | 2 | 2 | 0 | 2 | 2 | 39 | 67 | 2 | 0 | .265 |

On base pct. .327 • Slugging pct. .439



#9 Alexander Peck - 11 games (All games)

| Date | Opponent | Pos | AB | R | H | RBI | 2B | 3B | HR | BB | SB | CS | HBP | SAC | SF | GDP | K | PO | A | E | Avg |
|--------|-------------------|-------|----|---|---|-----|----|----|----|----|----|----|-----|-----|----|-----|---|----|---|---|------|
| Feb 14 | vs TCU | ph | 1 | 0 | 0 | 0 | 0 | 0 | 0 | 0 | 0 | 0 | 0 | 0 | 0 | 0 | 0 | 0 | 0 | 0 | .000 |
| Feb 15 | vs Texas Tech | *1b | 2 | 0 | 0 | 0 | 0 | 0 | 0 | 0 | 0 | 0 | 0 | 0 | 0 | 0 | 1 | 1 | 0 | 0 | .000 |
| Feb 25 | ARKANSAS STAT | ph | 0 | 0 | 0 | 0 | 0 | 0 | 0 | 0 | 0 | 0 | 0 | 0 | 0 | 0 | 0 | 0 | 0 | 0 | .000 |
| Mar 01 | UT ARLINGTON | ph/1 | 1 | 0 | 1 | 0 | 0 | 0 | 0 | 0 | 0 | 0 | 0 | 0 | 0 | 0 | 0 | 2 | 0 | 0 | .250 |
| Mar 03 | ORAL ROBERTS | 1b | 1 | 0 | 0 | 0 | 0 | 0 | 0 | 0 | 0 | 0 | 0 | 0 | 0 | 0 | 0 | 2 | 0 | 0 | .200 |
| Mar 18 | NORTHERN COL | 2b | 1 | 0 | 0 | 0 | 0 | 0 | 0 | 0 | 0 | 0 | 0 | 0 | 0 | 0 | 0 | 2 | 1 | 0 | .167 |
| Mar 20 | at South Carolina | pr/1b | 0 | 1 | 0 | 0 | 0 | 0 | 0 | 1 | 0 | 0 | 0 | 0 | 0 | 0 | 0 | 1 | 0 | 0 | .167 |
| Mar 24 | UCA | ph/2 | 1 | 0 | 0 | 0 | 0 | 0 | 0 | 0 | 0 | 0 | 0 | 0 | 0 | 0 | 0 | 0 | 0 | 0 | .143 |
| Apr 02 | at Auburn | ph/1 | 2 | 0 | 0 | 0 | 0 | 0 | 0 | 0 | 0 | 0 | 0 | 0 | 0 | 0 | 2 | 1 | 0 | 0 | .111 |
| Apr 11 | at Alabama | *1b | 3 | 0 | 0 | 0 | 0 | 0 | 0 | 0 | 0 | 0 | 0 | 0 | 0 | 0 | 1 | 7 | 0 | 0 | .083 |
| Apr 12 | at Alabama | ph/1 | 1 | 0 | 0 | 0 | 0 | 0 | 0 | 1 | 0 | 0 | 0 | 0 | 0 | 1 | 0 | 2 | 0 | 0 | .077 |
| Totals | | 2gs | 13 | 1 | 1 | 0 | 0 | 0 | 0 | 2 | 0 | 0 | 0 | 0 | 0 | 1 | 4 | 18 | 1 | 0 | .077 |

On base pct. .200 • Slugging pct. .077

#5 TJ Pompey - 34 games (All games)

| Date | Opponent | Pos | AB | R | H | RBI | 2B | 3B | HR | BB | SB | CS | HBP | SAC | SF | GDP | K | PO | A | E | Avg |
|--------|-------------------|------|-----|----|----|-----|----|----|----|----|----|----|-----|-----|----|-----|----|----|----|---|------|
| Feb 13 | vs Oklahoma State | *3b | 3 | 0 | 2 | 1 | 0 | 0 | 0 | 0 | 0 | 1 | 0 | 0 | 1 | 0 | 1 | 1 | 0 | 0 | .667 |
| Feb 14 | vs TCU | *3b | 4 | 0 | 0 | 0 | 0 | 0 | 0 | 0 | 0 | 0 | 0 | 0 | 0 | 0 | 1 | 0 | 1 | 0 | .286 |
| Feb 15 | vs Texas Tech | *3b | 4 | 0 | 1 | 1 | 1 | 0 | 0 | 1 | 0 | 0 | 0 | 0 | 0 | 0 | 1 | 0 | 0 | 0 | .273 |
| Feb 16 | vs Tarleton State | *3b | 4 | 0 | 1 | 0 | 0 | 0 | 0 | 0 | 1 | 0 | 0 | 0 | 0 | 0 | 1 | 0 | 1 | 0 | .267 |
| Feb 20 | XAVIER | *3b | 2 | 1 | 0 | 0 | 0 | 0 | 0 | 0 | 0 | 0 | 1 | 0 | 0 | 0 | 2 | 2 | 0 | 0 | .235 |
| Feb 21 | XAVIER | *3b | 4 | 0 | 1 | 1 | 0 | 0 | 0 | 0 | 0 | 0 | 0 | 0 | 0 | 0 | 2 | 0 | 1 | 0 | .238 |
| Feb 22 | XAVIER | *3b | 3 | 0 | 0 | 0 | 0 | 0 | 0 | 1 | 0 | 0 | 0 | 0 | 0 | 0 | 3 | 0 | 3 | 0 | .208 |
| Feb 24 | ARKANSAS STAT | *ss | 4 | 1 | 1 | 0 | 0 | 0 | 0 | 0 | 0 | 0 | 0 | 0 | 0 | 0 | 2 | 3 | 2 | 0 | .214 |
| Feb 25 | ARKANSAS STAT | *3b | 4 | 0 | 0 | 0 | 0 | 0 | 0 | 0 | 0 | 0 | 0 | 0 | 0 | 0 | 2 | 0 | 3 | 0 | .188 |
| Feb 27 | UT ARLINGTON | *3b | 2 | 0 | 0 | 0 | 0 | 0 | 0 | 0 | 0 | 0 | 0 | 0 | 0 | 0 | 2 | 1 | 2 | 0 | .176 |
| Mar 03 | ORAL ROBERTS | *3b | 3 | 2 | 1 | 1 | 0 | 0 | 1 | 1 | 0 | 0 | 0 | 0 | 0 | 0 | 1 | 2 | 1 | 1 | .189 |
| Mar 06 | STETSON | *3b | 3 | 1 | 2 | 1 | 0 | 0 | 0 | 1 | 0 | 0 | 0 | 0 | 0 | 0 | 1 | 0 | 0 | 1 | .225 |
| Mar 07 | STETSON | *ss | 3 | 0 | 0 | 0 | 0 | 0 | 0 | 1 | 0 | 0 | 0 | 0 | 0 | 0 | 2 | 0 | 2 | 0 | .209 |
| Mar 08 | STETSON | ss | 1 | 0 | 0 | 0 | 0 | 0 | 0 | 0 | 0 | 0 | 0 | 0 | 0 | 0 | 1 | 1 | 0 | 0 | .205 |
| Mar 09 | STETSON | *ss | 4 | 0 | 0 | 0 | 0 | 0 | 0 | 0 | 0 | 0 | 0 | 0 | 0 | 0 | 4 | 2 | 4 | 0 | .188 |
| Mar 13 | MISSISSIPPI STA | 3b | 1 | 1 | 1 | 1 | 0 | 0 | 1 | 0 | 0 | 0 | 0 | 0 | 0 | 0 | 0 | 0 | 1 | 0 | .204 |
| Mar 14 | MISSISSIPPI STA | *3b | 4 | 1 | 2 | 0 | 0 | 1 | 0 | 0 | 0 | 0 | 0 | 0 | 0 | 0 | 2 | 0 | 1 | 0 | .226 |
| Mar 14 | MISSISSIPPI STA | *3b | 4 | 1 | 1 | 1 | 0 | 0 | 0 | 0 | 0 | 0 | 0 | 0 | 0 | 0 | 2 | 1 | 2 | 0 | .228 |
| Mar 17 | NORTHERN COL | *3b | 5 | 3 | 3 | 1 | 0 | 0 | 1 | 0 | 2 | 0 | 0 | 0 | 0 | 0 | 0 | 0 | 4 | 0 | .258 |
| Mar 18 | NORTHERN COL | *3b | 4 | 0 | 0 | 0 | 0 | 0 | 0 | 1 | 0 | 0 | 0 | 0 | 0 | 0 | 2 | 2 | 3 | 0 | .242 |
| Mar 20 | at South Carolina | *3b | 4 | 2 | 2 | 2 | 0 | 0 | 1 | 1 | 1 | 0 | 0 | 0 | 0 | 0 | 2 | 0 | 2 | 0 | .257 |
| Mar 21 | at South Carolina | *3b | 4 | 1 | 1 | 0 | 1 | 0 | 0 | 0 | 0 | 0 | 0 | 0 | 0 | 0 | 3 | 0 | 1 | 0 | .257 |
| Mar 22 | at South Carolina | *3b | 4 | 0 | 0 | 0 | 0 | 0 | 0 | 0 | 0 | 0 | 0 | 0 | 0 | 0 | 1 | 0 | 3 | 2 | .244 |
| Mar 24 | UCA | *3b | 2 | 3 | 2 | 5 | 0 | 0 | 2 | 2 | 0 | 0 | 0 | 0 | 0 | 0 | 0 | 2 | 0 | 0 | .262 |
| Mar 27 | FLORIDA | *3b | 4 | 0 | 0 | 0 | 0 | 0 | 0 | 0 | 0 | 0 | 0 | 0 | 0 | 0 | 3 | 2 | 5 | 0 | .250 |
| Mar 29 | FLORIDA | pr | 0 | 0 | 0 | 0 | 0 | 0 | 0 | 1 | 0 | 0 | 0 | 0 | 0 | 0 | 0 | 0 | 0 | 0 | .250 |
| Mar 31 | at Missouri State | *3b | 3 | 2 | 0 | 0 | 0 | 0 | 0 | 2 | 0 | 0 | 0 | 0 | 0 | 0 | 1 | 0 | 0 | 0 | .241 |
| Apr 02 | at Auburn | *3b | 2 | 0 | 0 | 0 | 0 | 0 | 0 | 0 | 0 | 0 | 0 | 0 | 0 | 0 | 2 | 0 | 0 | 0 | .236 |
| Apr 03 | at Auburn | 3b | 0 | 0 | 0 | 0 | 0 | 0 | 0 | 0 | 0 | 0 | 0 | 0 | 0 | 0 | 0 | 0 | 0 | 0 | .236 |
| Apr 07 | LITTLE ROCK | *3b | 4 | 1 | 1 | 0 | 0 | 0 | 0 | 0 | 2 | 0 | 0 | 0 | 0 | 0 | 2 | 1 | 1 | 1 | .237 |
| Apr 10 | at Alabama | *3b | 4 | 1 | 1 | 2 | 0 | 0 | 1 | 0 | 0 | 0 | 0 | 0 | 0 | 0 | 2 | 0 | 1 | 0 | .237 |
| Apr 11 | at Alabama | *3b | 4 | 3 | 3 | 4 | 1 | 0 | 1 | 0 | 1 | 0 | 1 | 0 | 0 | 0 | 0 | 1 | 2 | 1 | .257 |
| Apr 12 | at Alabama | *3b | 4 | 0 | 2 | 0 | 0 | 0 | 0 | 0 | 0 | 0 | 0 | 0 | 0 | 0 | 1 | 2 | 2 | 1 | .267 |
| Apr 14 | vs UAPB | *3b | 3 | 1 | 1 | 0 | 0 | 0 | 0 | 1 | 1 | 0 | 0 | 0 | 0 | 0 | 2 | 0 | 2 | 0 | .269 |
| Totals | | 30gs | 108 | 25 | 29 | 21 | 3 | 1 | 8 | 12 | 9 | 1 | 2 | 0 | 1 | 0 | 51 | 23 | 50 | 7 | .269 |

On base pct. .350 • Slugging pct. .537



||| INDIVIDUAL GAME-BY-GAME

#18 Reese Robinett - 37 games (All games)

| Date | Opponent | Pos | AB | R | H | RBI | 2B | 3B | HR | BB | SB | CS | HBP | SAC | SF | GDP | K | PO | A | E | Avg |
|--------|-------------------|-------|-----|----|----|-----|----|----|----|----|----|----|-----|-----|----|-----|----|-----|----|---|------|
| Feb 13 | vs Oklahoma State | *1b | 4 | 0 | 1 | 0 | 0 | 0 | 0 | 0 | 0 | 0 | 0 | 0 | 0 | 0 | 0 | 3 | 2 | 0 | .250 |
| Feb 14 | vs TCU | *1b | 4 | 0 | 1 | 1 | 1 | 0 | 0 | 1 | 0 | 0 | 0 | 0 | 0 | 0 | 3 | 7 | 0 | 0 | .250 |
| Feb 15 | vs Texas Tech | 1b | 3 | 0 | 1 | 0 | 0 | 0 | 0 | 0 | 1 | 0 | 0 | 0 | 0 | 0 | 0 | 7 | 0 | 0 | .273 |
| Feb 16 | vs Tarleton State | *1b | 4 | 0 | 2 | 1 | 2 | 0 | 0 | 0 | 0 | 0 | 0 | 0 | 0 | 0 | 0 | 7 | 0 | 0 | .333 |
| Feb 20 | XAVIER | *1b | 3 | 0 | 0 | 0 | 0 | 0 | 0 | 0 | 0 | 0 | 0 | 0 | 0 | 0 | 2 | 10 | 1 | 0 | .278 |
| Feb 21 | XAVIER | *1b | 3 | 0 | 2 | 1 | 0 | 0 | 0 | 1 | 0 | 0 | 0 | 0 | 0 | 0 | 0 | 9 | 0 | 0 | .333 |
| Feb 22 | XAVIER | *1b | 4 | 0 | 2 | 2 | 1 | 0 | 0 | 0 | 0 | 0 | 0 | 0 | 0 | 0 | 0 | 11 | 0 | 0 | .360 |
| Feb 24 | ARKANSAS STAT | *1b | 3 | 0 | 0 | 0 | 0 | 0 | 0 | 1 | 0 | 0 | 0 | 0 | 0 | 0 | 0 | 7 | 1 | 0 | .321 |
| Feb 25 | ARKANSAS STAT | *1b | 3 | 0 | 2 | 0 | 0 | 0 | 0 | 1 | 0 | 0 | 0 | 0 | 0 | 0 | 0 | 9 | 1 | 0 | .355 |
| Feb 27 | UT ARLINGTON | *1b | 4 | 0 | 1 | 1 | 1 | 0 | 0 | 0 | 0 | 0 | 0 | 0 | 0 | 1 | 1 | 8 | 0 | 0 | .343 |
| Feb 28 | UT ARLINGTON | *1b | 4 | 2 | 2 | 0 | 0 | 0 | 0 | 0 | 0 | 0 | 0 | 0 | 0 | 0 | 1 | 11 | 0 | 0 | .359 |
| Mar 01 | UT ARLINGTON | *1b | 3 | 0 | 0 | 0 | 0 | 0 | 0 | 0 | 0 | 0 | 0 | 0 | 0 | 0 | 0 | 6 | 0 | 0 | .333 |
| Mar 03 | ORAL ROBERTS | *1b | 3 | 0 | 0 | 0 | 0 | 0 | 0 | 1 | 0 | 0 | 0 | 0 | 0 | 0 | 1 | 5 | 0 | 0 | .311 |
| Mar 06 | STETSON | *1b | 3 | 1 | 1 | 0 | 0 | 0 | 0 | 1 | 0 | 0 | 0 | 0 | 0 | 0 | 0 | 6 | 1 | 0 | .312 |
| Mar 07 | STETSON | *1b | 3 | 2 | 1 | 0 | 0 | 0 | 0 | 1 | 0 | 0 | 0 | 0 | 0 | 0 | 2 | 5 | 0 | 0 | .314 |
| Mar 08 | STETSON | *1b | 4 | 0 | 0 | 0 | 0 | 0 | 0 | 0 | 0 | 0 | 0 | 0 | 0 | 0 | 1 | 12 | 0 | 0 | .291 |
| Mar 09 | STETSON | *1b | 3 | 1 | 2 | 2 | 0 | 0 | 1 | 0 | 0 | 0 | 1 | 0 | 0 | 0 | 0 | 12 | 0 | 0 | .310 |
| Mar 13 | MISSISSIPPI STA | *3b/1 | 3 | 0 | 1 | 0 | 0 | 0 | 0 | 0 | 0 | 0 | 0 | 0 | 0 | 0 | 1 | 5 | 0 | 0 | .311 |
| Mar 14 | MISSISSIPPI STA | *1b | 4 | 0 | 0 | 0 | 0 | 0 | 0 | 0 | 0 | 0 | 0 | 0 | 0 | 0 | 2 | 7 | 0 | 0 | .292 |
| Mar 14 | MISSISSIPPI STA | *1b | 3 | 1 | 0 | 0 | 0 | 0 | 0 | 1 | 0 | 0 | 0 | 0 | 0 | 0 | 1 | 10 | 0 | 0 | .279 |
| Mar 18 | NORTHERN COL | *1b | 2 | 2 | 0 | 1 | 0 | 0 | 0 | 2 | 1 | 0 | 1 | 0 | 0 | 0 | 0 | 11 | 0 | 0 | .271 |
| Mar 20 | at South Carolina | *1b | 4 | 1 | 1 | 2 | 1 | 0 | 0 | 1 | 0 | 0 | 0 | 0 | 0 | 0 | 3 | 2 | 0 | 0 | .270 |
| Mar 21 | at South Carolina | *1b | 3 | 0 | 0 | 0 | 0 | 0 | 0 | 1 | 0 | 0 | 0 | 0 | 0 | 0 | 1 | 8 | 0 | 0 | .260 |
| Mar 22 | at South Carolina | *1b | 4 | 0 | 1 | 1 | 1 | 0 | 0 | 0 | 0 | 0 | 0 | 0 | 0 | 0 | 1 | 8 | 1 | 0 | .259 |
| Mar 24 | UCA | *1b | 3 | 1 | 0 | 0 | 0 | 0 | 0 | 1 | 0 | 0 | 0 | 0 | 0 | 0 | 1 | 1 | 0 | 0 | .250 |
| Mar 27 | FLORIDA | *1b | 4 | 0 | 1 | 1 | 1 | 0 | 0 | 0 | 0 | 0 | 0 | 0 | 0 | 0 | 1 | 9 | 1 | 0 | .250 |
| Mar 28 | FLORIDA | *3b | 3 | 0 | 1 | 1 | 0 | 0 | 0 | 1 | 0 | 0 | 0 | 0 | 0 | 0 | 0 | 0 | 5 | 0 | .253 |
| Mar 29 | FLORIDA | *3b | 4 | 0 | 1 | 1 | 1 | 0 | 0 | 0 | 0 | 0 | 0 | 0 | 0 | 0 | 0 | 0 | 0 | 0 | .253 |
| Mar 31 | at Missouri State | *1b | 4 | 1 | 0 | 0 | 0 | 0 | 0 | 2 | 0 | 0 | 0 | 0 | 0 | 0 | 3 | 6 | 0 | 0 | .242 |
| Apr 02 | at Auburn | *1b/3 | 3 | 0 | 1 | 0 | 0 | 0 | 0 | 0 | 0 | 0 | 1 | 0 | 0 | 0 | 2 | 9 | 0 | 0 | .245 |
| Apr 03 | at Auburn | *3b/1 | 4 | 0 | 0 | 0 | 0 | 0 | 0 | 0 | 0 | 0 | 0 | 0 | 0 | 0 | 1 | 2 | 1 | 0 | .236 |
| Apr 04 | at Auburn | *3b | 4 | 1 | 1 | 0 | 0 | 0 | 0 | 0 | 0 | 0 | 0 | 0 | 0 | 0 | 1 | 0 | 3 | 0 | .236 |
| Apr 07 | LITTLE ROCK | *1b | 3 | 1 | 1 | 3 | 1 | 0 | 0 | 1 | 1 | 0 | 0 | 0 | 0 | 0 | 1 | 12 | 0 | 0 | .239 |
| Apr 10 | at Alabama | *1b | 4 | 0 | 0 | 0 | 0 | 0 | 0 | 0 | 0 | 0 | 0 | 0 | 0 | 0 | 2 | 8 | 0 | 0 | .231 |
| Apr 11 | at Alabama | 1b | 1 | 2 | 1 | 0 | 0 | 0 | 0 | 1 | 0 | 0 | 0 | 0 | 0 | 0 | 0 | 6 | 0 | 0 | .237 |
| Apr 12 | at Alabama | *1b | 2 | 0 | 0 | 0 | 0 | 0 | 0 | 0 | 0 | 0 | 0 | 0 | 0 | 0 | 0 | 6 | 0 | 0 | .233 |
| Apr 14 | vs UAPB | 1b | 1 | 1 | 1 | 0 | 0 | 0 | 0 | 0 | 0 | 0 | 0 | 0 | 0 | 0 | 0 | 1 | 1 | 0 | .240 |
| Totals | | 34gs | 121 | 17 | 29 | 18 | 10 | 0 | 1 | 18 | 3 | 0 | 3 | 0 | 0 | 1 | 32 | 246 | 18 | 0 | .240 |

On base pct. .352 • Slugging pct. .347



#42 Damian Ruiz - 29 games (All games)

| Date | Opponent | Pos | AB | R | H | RBI | 2B | 3B | HR | BB | SB | CS | HBP | SAC | SF | GDP | K | PO | A | E | Avg |
|--------|-------------------|--------|----|----|----|-----|----|----|----|----|----|----|-----|-----|----|-----|----|----|---|---|------|
| Feb 13 | vs Oklahoma State | *of | 3 | 1 | 1 | 0 | 0 | 0 | 0 | 0 | 0 | 0 | 0 | 0 | 0 | 0 | 1 | 1 | 0 | 0 | .333 |
| Feb 14 | vs TCU | *of | 2 | 1 | 2 | 0 | 0 | 0 | 0 | 1 | 1 | 0 | 1 | 0 | 0 | 0 | 0 | 1 | 0 | 0 | .600 |
| Feb 15 | vs Texas Tech | *of | 2 | 2 | 2 | 0 | 0 | 0 | 0 | 4 | 1 | 0 | 0 | 0 | 0 | 0 | 0 | 3 | 0 | 0 | .714 |
| Feb 16 | vs Tarleton State | *of | 3 | 1 | 1 | 0 | 0 | 0 | 0 | 1 | 0 | 0 | 0 | 0 | 0 | 0 | 1 | 2 | 0 | 0 | .600 |
| Feb 20 | XAVIER | *of | 4 | 0 | 0 | 0 | 0 | 0 | 0 | 0 | 0 | 0 | 0 | 0 | 0 | 0 | 1 | 0 | 0 | 0 | .429 |
| Feb 21 | XAVIER | *of | 3 | 0 | 1 | 0 | 0 | 0 | 0 | 0 | 0 | 0 | 0 | 0 | 0 | 0 | 2 | 0 | 0 | 0 | .412 |
| Feb 27 | UT ARLINGTON | *of | 4 | 0 | 0 | 0 | 0 | 0 | 0 | 0 | 0 | 0 | 0 | 0 | 0 | 0 | 3 | 0 | 0 | 0 | .333 |
| Feb 28 | UT ARLINGTON | *of | 4 | 1 | 2 | 1 | 0 | 0 | 0 | 0 | 1 | 0 | 1 | 0 | 0 | 1 | 0 | 1 | 0 | 0 | .360 |
| Mar 01 | UT ARLINGTON | *of | 3 | 1 | 1 | 1 | 0 | 0 | 0 | 1 | 1 | 0 | 0 | 0 | 0 | 0 | 0 | 0 | 0 | 0 | .357 |
| Mar 03 | ORAL ROBERTS | *of | 3 | 3 | 1 | 1 | 0 | 0 | 0 | 1 | 1 | 0 | 0 | 0 | 0 | 0 | 0 | 0 | 0 | 0 | .355 |
| Mar 06 | STETSON | *of | 5 | 0 | 2 | 0 | 1 | 0 | 0 | 0 | 0 | 0 | 0 | 0 | 0 | 0 | 1 | 2 | 0 | 0 | .361 |
| Mar 07 | STETSON | *of/of | 3 | 1 | 0 | 1 | 0 | 0 | 0 | 1 | 1 | 0 | 0 | 0 | 1 | 0 | 0 | 1 | 0 | 0 | .333 |
| Mar 08 | STETSON | *of | 4 | 1 | 2 | 0 | 1 | 0 | 0 | 0 | 0 | 0 | 0 | 0 | 0 | 0 | 0 | 1 | 0 | 0 | .349 |
| Mar 09 | STETSON | *of | 4 | 0 | 1 | 0 | 0 | 0 | 0 | 1 | 0 | 1 | 0 | 0 | 0 | 0 | 0 | 2 | 0 | 0 | .340 |
| Mar 13 | MISSISSIPPI STA | *of | 4 | 1 | 1 | 0 | 0 | 0 | 0 | 0 | 0 | 0 | 0 | 0 | 0 | 0 | 0 | 1 | 0 | 0 | .333 |
| Mar 14 | MISSISSIPPI STA | *of | 3 | 0 | 0 | 0 | 0 | 0 | 0 | 1 | 0 | 0 | 0 | 0 | 0 | 0 | 2 | 1 | 0 | 0 | .315 |
| Mar 14 | MISSISSIPPI STA | *of | 4 | 1 | 2 | 0 | 1 | 0 | 0 | 1 | 0 | 0 | 0 | 0 | 0 | 0 | 1 | 2 | 0 | 1 | .328 |
| Mar 17 | NORTHERN COL | *of | 3 | 4 | 2 | 2 | 1 | 0 | 1 | 3 | 0 | 0 | 0 | 0 | 0 | 0 | 0 | 2 | 0 | 0 | .344 |
| Mar 18 | NORTHERN COL | *of | 3 | 1 | 2 | 2 | 1 | 0 | 0 | 2 | 1 | 0 | 0 | 0 | 0 | 0 | 0 | 0 | 0 | 0 | .359 |
| Mar 20 | at South Carolina | *of | 4 | 3 | 3 | 3 | 0 | 0 | 1 | 2 | 0 | 0 | 0 | 0 | 0 | 0 | 1 | 0 | 0 | 1 | .382 |
| Mar 21 | at South Carolina | *of | 4 | 1 | 1 | 1 | 0 | 0 | 1 | 1 | 0 | 0 | 0 | 0 | 0 | 0 | 2 | 2 | 0 | 0 | .375 |
| Mar 22 | at South Carolina | *of | 5 | 0 | 1 | 0 | 0 | 0 | 0 | 0 | 0 | 0 | 0 | 0 | 0 | 0 | 1 | 0 | 0 | 0 | .364 |
| Mar 24 | UCA | *of | 4 | 1 | 1 | 0 | 0 | 0 | 0 | 0 | 0 | 0 | 0 | 0 | 0 | 0 | 1 | 1 | 0 | 0 | .358 |
| Mar 27 | FLORIDA | *of | 4 | 0 | 0 | 0 | 0 | 0 | 0 | 0 | 0 | 0 | 0 | 0 | 0 | 0 | 3 | 0 | 0 | 0 | .341 |
| Mar 28 | FLORIDA | *of | 4 | 1 | 1 | 0 | 0 | 0 | 0 | 0 | 1 | 0 | 0 | 0 | 0 | 0 | 1 | 0 | 0 | 0 | .337 |
| Mar 29 | FLORIDA | *of | 2 | 0 | 0 | 0 | 0 | 0 | 0 | 0 | 0 | 0 | 0 | 0 | 0 | 0 | 0 | 2 | 0 | 0 | .330 |
| Apr 11 | at Alabama | *of | 2 | 2 | 1 | 1 | 0 | 0 | 0 | 2 | 0 | 0 | 0 | 1 | 0 | 0 | 0 | 2 | 0 | 0 | .333 |
| Apr 12 | at Alabama | *of | 3 | 1 | 1 | 0 | 1 | 0 | 0 | 0 | 0 | 0 | 1 | 0 | 0 | 0 | 1 | 2 | 0 | 0 | .333 |
| Apr 14 | vs UAPB | *of | 2 | 1 | 0 | 1 | 0 | 0 | 0 | 1 | 1 | 0 | 2 | 0 | 1 | 0 | 0 | 0 | 0 | 0 | .327 |
| Totals | | 29gs | 98 | 29 | 32 | 14 | 6 | 0 | 3 | 23 | 9 | 1 | 5 | 1 | 1 | 2 | 22 | 29 | 0 | 2 | .327 |

On base pct. .472 • Slugging pct. .480

#12 Carter Rutenbar - 29 games (All games)

| Date | Opponent | Pos | AB | R | H | RBI | 2B | 3B | HR | BB | SB | CS | HBP | SAC | SF | GDP | K | PO | A | E | Avg |
|--------|-------------------|-------|----|----|----|-----|----|----|----|----|----|----|-----|-----|----|-----|----|----|---|---|------|
| Feb 15 | vs Texas Tech | *dh | 5 | 0 | 1 | 0 | 0 | 0 | 0 | 0 | 0 | 0 | 0 | 0 | 0 | 0 | 3 | 0 | 0 | 0 | .200 |
| Feb 22 | XAVIER | ph | 0 | 1 | 0 | 0 | 0 | 0 | 0 | 1 | 0 | 0 | 0 | 0 | 0 | 0 | 0 | 0 | 0 | 0 | .200 |
| Feb 25 | ARKANSAS STAT | ph | 0 | 0 | 0 | 0 | 0 | 0 | 0 | 1 | 0 | 0 | 0 | 0 | 0 | 0 | 0 | 0 | 0 | 0 | .200 |
| Feb 27 | UT ARLINGTON | ph | 1 | 0 | 0 | 0 | 0 | 0 | 0 | 0 | 0 | 0 | 0 | 0 | 0 | 0 | 0 | 0 | 0 | 0 | .167 |
| Feb 28 | UT ARLINGTON | c | 0 | 0 | 0 | 0 | 0 | 0 | 0 | 0 | 0 | 0 | 0 | 0 | 0 | 0 | 0 | 1 | 0 | 0 | .167 |
| Mar 01 | UT ARLINGTON | ph | 1 | 0 | 1 | 1 | 0 | 0 | 0 | 0 | 0 | 0 | 0 | 0 | 0 | 0 | 0 | 0 | 0 | 0 | .286 |
| Mar 03 | ORAL ROBERTS | c | 1 | 0 | 0 | 0 | 0 | 0 | 0 | 0 | 0 | 0 | 0 | 0 | 0 | 0 | 0 | 4 | 0 | 0 | .250 |
| Mar 07 | STETSON | pr/dh | 2 | 1 | 1 | 0 | 1 | 0 | 0 | 0 | 0 | 0 | 0 | 0 | 0 | 0 | 0 | 0 | 0 | 0 | .300 |
| Mar 08 | STETSON | *of | 1 | 0 | 0 | 0 | 0 | 0 | 0 | 3 | 0 | 0 | 0 | 0 | 0 | 0 | 0 | 1 | 0 | 0 | .273 |
| Mar 09 | STETSON | *dh | 5 | 1 | 4 | 0 | 0 | 0 | 0 | 0 | 0 | 0 | 0 | 0 | 0 | 0 | 0 | 0 | 0 | 0 | .438 |
| Mar 13 | MISSISSIPPI STA | *1b | 3 | 0 | 0 | 0 | 0 | 0 | 0 | 0 | 0 | 0 | 0 | 0 | 0 | 0 | 2 | 5 | 1 | 0 | .368 |
| Mar 14 | MISSISSIPPI STA | ph | 1 | 0 | 0 | 0 | 0 | 0 | 0 | 0 | 0 | 0 | 0 | 0 | 0 | 0 | 0 | 0 | 0 | 0 | .350 |
| Mar 17 | NORTHERN COL | *1b | 4 | 0 | 1 | 0 | 0 | 0 | 0 | 1 | 0 | 0 | 0 | 0 | 0 | 1 | 0 | 7 | 1 | 0 | .333 |
| Mar 18 | NORTHERN COL | *c | 4 | 0 | 2 | 1 | 1 | 0 | 0 | 1 | 0 | 0 | 0 | 0 | 0 | 0 | 0 | 7 | 0 | 0 | .357 |
| Mar 20 | at South Carolina | c | 0 | 0 | 0 | 0 | 0 | 0 | 0 | 0 | 0 | 0 | 0 | 0 | 0 | 0 | 0 | 2 | 0 | 0 | .357 |
| Mar 22 | at South Carolina | ph/d | 2 | 0 | 1 | 0 | 0 | 0 | 0 | 0 | 0 | 0 | 0 | 0 | 0 | 0 | 1 | 0 | 0 | 0 | .367 |
| Mar 24 | UCA | ph/d | 2 | 2 | 2 | 4 | 1 | 0 | 1 | 0 | 0 | 0 | 0 | 0 | 0 | 0 | 0 | 0 | 0 | 0 | .406 |
| Mar 27 | FLORIDA | *dh | 3 | 1 | 1 | 1 | 1 | 0 | 0 | 1 | 0 | 0 | 0 | 0 | 0 | 0 | 1 | 0 | 0 | 0 | .400 |
| Mar 28 | FLORIDA | *1b | 2 | 1 | 0 | 0 | 0 | 0 | 0 | 2 | 0 | 0 | 0 | 0 | 0 | 0 | 2 | 10 | 1 | 0 | .378 |
| Mar 29 | FLORIDA | *1b | 4 | 2 | 2 | 0 | 0 | 0 | 0 | 1 | 0 | 0 | 0 | 0 | 0 | 0 | 1 | 5 | 1 | 0 | .390 |
| Mar 31 | at Missouri State | *of | 4 | 3 | 1 | 0 | 0 | 0 | 0 | 2 | 0 | 0 | 0 | 0 | 0 | 1 | 2 | 0 | 0 | 1 | .378 |
| Apr 02 | at Auburn | *dh | 5 | 1 | 2 | 0 | 1 | 0 | 0 | 0 | 0 | 1 | 0 | 0 | 0 | 0 | 2 | 0 | 0 | 0 | .380 |
| Apr 03 | at Auburn | *1b | 4 | 0 | 2 | 0 | 1 | 0 | 0 | 0 | 0 | 0 | 0 | 0 | 0 | 0 | 0 | 7 | 0 | 1 | .389 |
| Apr 04 | at Auburn | *1b | 4 | 1 | 1 | 0 | 0 | 0 | 0 | 0 | 0 | 0 | 0 | 0 | 0 | 0 | 1 | 11 | 0 | 0 | .379 |
| Apr 07 | LITTLE ROCK | *of | 4 | 0 | 0 | 0 | 0 | 0 | 0 | 0 | 0 | 0 | 1 | 0 | 0 | 0 | 1 | 2 | 0 | 0 | .355 |
| Apr 10 | at Alabama | *of | 5 | 0 | 2 | 0 | 0 | 0 | 0 | 0 | 0 | 0 | 0 | 0 | 0 | 0 | 1 | 1 | 0 | 0 | .358 |
| Apr 11 | at Alabama | *of | 5 | 2 | 2 | 1 | 1 | 0 | 0 | 1 | 0 | 0 | 0 | 0 | 0 | 0 | 1 | 0 | 0 | 0 | .361 |
| Apr 12 | at Alabama | *of | 5 | 0 | 0 | 0 | 0 | 0 | 0 | 0 | 0 | 0 | 0 | 0 | 0 | 0 | 1 | 3 | 0 | 0 | .338 |
| Apr 14 | vs UAPB | *1b/c | 2 | 2 | 1 | 0 | 0 | 0 | 0 | 3 | 1 | 0 | 0 | 0 | 0 | 0 | 0 | 9 | 0 | 0 | .342 |
| Totals | | 18gs | 79 | 18 | 27 | 8 | 7 | 0 | 1 | 16 | 2 | 1 | 1 | 0 | 0 | 2 | 19 | 75 | 4 | 2 | .342 |

On base pct. .458 • Slugging pct. .468



INDIVIDUAL GAME-BY-GAME

#24 Landon Schaefer - 6 games (All games)

| Date | Opponent | Pos | AB | R | H | RBI | 2B | 3B | HR | BB | SB | CS | HBP | SAC | SF | GDP | K | PO | A | E | Avg |
|--------|-------------------|-------|----|---|---|-----|----|----|----|----|----|----|-----|-----|----|-----|---|----|---|---|------|
| Mar 14 | MISSISSIPPI STA | pr | 0 | 1 | 0 | 0 | 0 | 0 | 0 | 0 | 1 | 0 | 0 | 0 | 0 | 0 | 0 | 0 | 0 | 0 | .000 |
| Mar 17 | NORTHERN COL | *of | 3 | 1 | 0 | 0 | 0 | 0 | 0 | 2 | 0 | 0 | 0 | 0 | 0 | 0 | 1 | 0 | 0 | 0 | .000 |
| Mar 20 | at South Carolina | of | 1 | 0 | 0 | 0 | 0 | 0 | 0 | 0 | 0 | 0 | 0 | 0 | 0 | 0 | 0 | 1 | 0 | 0 | .000 |
| Mar 24 | UCA | ph/of | 1 | 0 | 0 | 0 | 0 | 0 | 0 | 0 | 0 | 0 | 0 | 0 | 0 | 0 | 1 | 0 | 0 | 0 | .000 |
| Mar 31 | at Missouri State | of | 0 | 0 | 0 | 0 | 0 | 0 | 0 | 0 | 0 | 0 | 0 | 0 | 0 | 0 | 0 | 1 | 0 | 0 | .000 |
| Apr 10 | at Alabama | pr/of | 0 | 1 | 0 | 0 | 0 | 0 | 0 | 0 | 0 | 0 | 0 | 0 | 0 | 0 | 0 | 0 | 0 | 1 | .000 |
| Totals | | 1gs | 5 | 3 | 0 | 0 | 0 | 0 | 0 | 2 | 1 | 0 | 0 | 0 | 0 | 0 | 2 | 2 | 0 | 1 | .000 |

On base pct. .286 • Slugging pct. .000

#3 Nolan Souza - 35 games (All games)

| Date | Opponent | Pos | AB | R | H | RBI | 2B | 3B | HR | BB | SB | CS | HBP | SAC | SF | GDP | K | PO | A | E | Avg |
|--------|-------------------|--------|-----|----|----|-----|----|----|----|----|----|----|-----|-----|----|-----|----|----|----|---|------|
| Feb 13 | vs Oklahoma State | *dh | 5 | 2 | 2 | 0 | 1 | 0 | 0 | 0 | 0 | 0 | 0 | 0 | 0 | 0 | 2 | 0 | 0 | 0 | .400 |
| Feb 14 | vs TCU | *dh | 5 | 0 | 0 | 0 | 0 | 0 | 0 | 0 | 0 | 0 | 0 | 0 | 0 | 0 | 3 | 0 | 0 | 0 | .200 |
| Feb 16 | vs Tarleton State | *dh | 4 | 0 | 0 | 1 | 0 | 0 | 0 | 0 | 0 | 1 | 0 | 0 | 0 | 0 | 1 | 0 | 0 | 0 | .143 |
| Feb 20 | XAVIER | *dh | 4 | 1 | 2 | 2 | 2 | 0 | 0 | 0 | 0 | 0 | 0 | 0 | 0 | 0 | 0 | 0 | 0 | 0 | .222 |
| Feb 21 | XAVIER | *dh | 5 | 0 | 0 | 0 | 0 | 0 | 0 | 0 | 0 | 0 | 0 | 0 | 0 | 0 | 2 | 0 | 0 | 0 | .174 |
| Feb 22 | XAVIER | *dh | 4 | 3 | 2 | 0 | 0 | 0 | 0 | 1 | 0 | 0 | 0 | 0 | 0 | 0 | 1 | 0 | 0 | 0 | .222 |
| Feb 24 | ARKANSAS STAT | *3b | 4 | 0 | 1 | 0 | 0 | 0 | 0 | 0 | 0 | 0 | 0 | 0 | 0 | 0 | 1 | 1 | 2 | 1 | .226 |
| Feb 25 | ARKANSAS STAT | *2b | 2 | 0 | 0 | 0 | 0 | 0 | 0 | 2 | 2 | 0 | 0 | 0 | 0 | 1 | 0 | 3 | 3 | 1 | .212 |
| Feb 27 | UT ARLINGTON | *2b | 3 | 0 | 0 | 0 | 0 | 0 | 0 | 0 | 0 | 0 | 0 | 0 | 0 | 0 | 0 | 2 | 4 | 0 | .194 |
| Feb 28 | UT ARLINGTON | *3b | 4 | 0 | 1 | 1 | 0 | 0 | 0 | 0 | 0 | 0 | 0 | 0 | 0 | 0 | 1 | 1 | 5 | 0 | .200 |
| Mar 01 | UT ARLINGTON | *3b | 4 | 0 | 0 | 0 | 0 | 0 | 0 | 0 | 0 | 0 | 0 | 0 | 0 | 0 | 1 | 0 | 2 | 0 | .182 |
| Mar 03 | ORAL ROBERTS | ph/ss | 2 | 0 | 0 | 0 | 0 | 0 | 0 | 0 | 0 | 0 | 0 | 0 | 0 | 0 | 1 | 0 | 0 | 0 | .174 |
| Mar 07 | STETSON | *3b | 3 | 1 | 2 | 3 | 0 | 0 | 0 | 1 | 0 | 1 | 0 | 0 | 0 | 0 | 0 | 0 | 3 | 0 | .204 |
| Mar 08 | STETSON | *3b | 3 | 0 | 0 | 0 | 0 | 0 | 0 | 0 | 0 | 0 | 0 | 1 | 0 | 0 | 2 | 0 | 2 | 0 | .192 |
| Mar 09 | STETSON | *3b | 4 | 0 | 1 | 1 | 1 | 0 | 0 | 0 | 0 | 0 | 0 | 0 | 0 | 0 | 0 | 1 | 4 | 0 | .196 |
| Mar 13 | MISSISSIPPI STA | *2b | 3 | 1 | 2 | 1 | 1 | 0 | 0 | 0 | 0 | 0 | 0 | 0 | 0 | 0 | 0 | 1 | 4 | 0 | .220 |
| Mar 14 | MISSISSIPPI STA | *2b | 3 | 1 | 1 | 1 | 0 | 0 | 0 | 0 | 0 | 0 | 0 | 0 | 0 | 0 | 2 | 2 | 3 | 0 | .226 |
| Mar 14 | MISSISSIPPI STA | *2b | 3 | 2 | 2 | 0 | 0 | 0 | 0 | 1 | 1 | 0 | 0 | 0 | 0 | 0 | 1 | 1 | 4 | 0 | .246 |
| Mar 17 | NORTHERN COL | *2b | 3 | 2 | 1 | 0 | 1 | 0 | 0 | 2 | 2 | 0 | 0 | 0 | 0 | 0 | 2 | 0 | 1 | 0 | .250 |
| Mar 20 | at South Carolina | *2b | 3 | 2 | 1 | 1 | 0 | 0 | 0 | 1 | 0 | 0 | 1 | 0 | 0 | 0 | 0 | 1 | 2 | 0 | .254 |
| Mar 21 | at South Carolina | *2b | 4 | 0 | 1 | 0 | 0 | 0 | 0 | 0 | 0 | 0 | 0 | 0 | 0 | 0 | 1 | 1 | 2 | 0 | .253 |
| Mar 22 | at South Carolina | *2b | 4 | 2 | 3 | 1 | 1 | 0 | 1 | 0 | 0 | 0 | 0 | 0 | 0 | 0 | 1 | 2 | 1 | 0 | .278 |
| Mar 24 | UCA | *2b/ss | 1 | 2 | 0 | 0 | 0 | 0 | 0 | 1 | 1 | 0 | 2 | 0 | 0 | 0 | 0 | 1 | 0 | 0 | .275 |
| Mar 27 | FLORIDA | *2b | 4 | 0 | 0 | 0 | 0 | 0 | 0 | 0 | 0 | 0 | 0 | 0 | 0 | 0 | 2 | 1 | 2 | 0 | .262 |
| Mar 28 | FLORIDA | *2b | 4 | 1 | 1 | 0 | 0 | 0 | 0 | 0 | 1 | 0 | 0 | 0 | 0 | 0 | 2 | 5 | 1 | 0 | .261 |
| Mar 29 | FLORIDA | *2b | 4 | 0 | 1 | 0 | 1 | 0 | 0 | 0 | 0 | 0 | 0 | 0 | 0 | 0 | 1 | 1 | 3 | 0 | .261 |
| Mar 31 | at Missouri State | *2b | 5 | 3 | 3 | 3 | 0 | 0 | 1 | 0 | 0 | 0 | 0 | 0 | 0 | 0 | 0 | 4 | 1 | 0 | .278 |
| Apr 02 | at Auburn | *2b | 5 | 0 | 1 | 1 | 1 | 0 | 0 | 0 | 0 | 0 | 0 | 0 | 0 | 0 | 0 | 0 | 1 | 0 | .275 |
| Apr 03 | at Auburn | *2b | 4 | 1 | 1 | 0 | 0 | 0 | 0 | 0 | 0 | 0 | 0 | 0 | 0 | 0 | 1 | 1 | 2 | 0 | .274 |
| Apr 04 | at Auburn | *2b | 4 | 0 | 1 | 0 | 0 | 0 | 0 | 0 | 0 | 0 | 0 | 0 | 0 | 0 | 1 | 0 | 4 | 0 | .273 |
| Apr 07 | LITTLE ROCK | *2b | 4 | 1 | 0 | 0 | 0 | 0 | 0 | 0 | 0 | 0 | 0 | 0 | 0 | 0 | 0 | 1 | 1 | 7 | .263 |
| Apr 10 | at Alabama | *2b | 4 | 1 | 1 | 0 | 1 | 0 | 0 | 1 | 0 | 0 | 0 | 0 | 0 | 0 | 0 | 1 | 4 | 1 | .263 |
| Apr 11 | at Alabama | *2b | 4 | 2 | 2 | 3 | 1 | 0 | 0 | 0 | 0 | 0 | 0 | 0 | 1 | 0 | 0 | 4 | 7 | 0 | .270 |
| Apr 12 | at Alabama | *2b | 4 | 0 | 1 | 1 | 0 | 0 | 0 | 0 | 0 | 0 | 0 | 0 | 0 | 0 | 1 | 1 | 5 | 0 | .270 |
| Apr 14 | vs UAPB | *2b | 3 | 1 | 2 | 2 | 1 | 0 | 0 | 1 | 1 | 0 | 0 | 0 | 1 | 0 | 1 | 2 | 2 | 0 | .279 |
| Totals | | 34gs | 129 | 29 | 36 | 22 | 12 | 0 | 2 | 11 | 8 | 2 | 3 | 1 | 2 | 1 | 32 | 38 | 81 | 3 | .279 |

On base pct. .345 • Slugging pct. .419



#17 Zack Stewart - 28 games (All games)

| Date | Opponent | Pos | AB | R | H | RBI | 2B | 3B | HR | BB | SB | CS | HBP | SAC | SF | GDP | K | PO | A | E | Avg | |
|--------|-------------------|-----|------|----|----|-----|----|----|----|----|----|----|-----|-----|----|-----|---|----|----|---|------|------|
| Feb 16 | vs Tarleton State | *of | 1 | 0 | 0 | 0 | 0 | 0 | 0 | 0 | 0 | 0 | 0 | 0 | 0 | 0 | 1 | 2 | 0 | 0 | .000 | |
| Feb 22 | XAVIER | *of | 4 | 1 | 2 | 1 | 0 | 0 | 1 | 0 | 0 | 0 | 0 | 0 | 0 | 0 | 2 | 2 | 0 | 0 | .400 | |
| Feb 24 | ARKANSAS STAT | *of | 4 | 1 | 2 | 2 | 0 | 0 | 1 | 0 | 0 | 0 | 0 | 0 | 0 | 0 | 1 | 0 | 0 | 0 | .444 | |
| Feb 25 | ARKANSAS STAT | *dh | 3 | 0 | 1 | 0 | 0 | 0 | 0 | 0 | 0 | 0 | 0 | 0 | 0 | 0 | 1 | 0 | 0 | 0 | .417 | |
| Feb 28 | UT ARLINGTON | *of | 2 | 0 | 0 | 1 | 0 | 0 | 0 | 1 | 0 | 0 | 0 | 0 | 1 | 0 | 0 | 0 | 0 | 0 | .357 | |
| Mar 01 | UT ARLINGTON | *of | 3 | 1 | 1 | 1 | 0 | 0 | 1 | 1 | 0 | 0 | 0 | 0 | 0 | 0 | 0 | 0 | 0 | 0 | .353 | |
| Mar 03 | ORAL ROBERTS | *dh | 4 | 1 | 3 | 1 | 1 | 0 | 0 | 1 | 0 | 0 | 0 | 0 | 0 | 0 | 0 | 0 | 0 | 0 | .429 | |
| Mar 06 | STETSON | *of | 3 | 0 | 0 | 0 | 0 | 0 | 0 | 1 | 0 | 0 | 0 | 0 | 0 | 0 | 1 | 3 | 0 | 0 | .375 | |
| Mar 07 | STETSON | *dh | 2 | 1 | 2 | 0 | 0 | 0 | 0 | 0 | 0 | 0 | 1 | 0 | 0 | 0 | 0 | 0 | 0 | 0 | .423 | |
| Mar 13 | MISSISSIPPI STA | *dh | 4 | 1 | 1 | 2 | 0 | 0 | 1 | 0 | 0 | 0 | 0 | 0 | 0 | 0 | 0 | 0 | 0 | 0 | .400 | |
| Mar 14 | MISSISSIPPI STA | *dh | 4 | 0 | 0 | 0 | 0 | 0 | 0 | 0 | 0 | 0 | 0 | 0 | 0 | 0 | 1 | 0 | 0 | 0 | .353 | |
| Mar 14 | MISSISSIPPI STA | *dh | 2 | 0 | 0 | 0 | 0 | 0 | 0 | 1 | 0 | 0 | 1 | 0 | 0 | 0 | 2 | 0 | 0 | 0 | .333 | |
| Mar 17 | NORTHERN COL | *dh | 5 | 0 | 1 | 0 | 0 | 0 | 0 | 0 | 0 | 0 | 0 | 0 | 0 | 0 | 1 | 0 | 0 | 0 | .317 | |
| Mar 18 | NORTHERN COL | *of | 4 | 2 | 2 | 1 | 0 | 0 | 0 | 1 | 0 | 0 | 0 | 0 | 0 | 0 | 1 | 1 | 0 | 0 | .333 | |
| Mar 20 | at South Carolina | *of | 3 | 1 | 0 | 1 | 0 | 0 | 0 | 2 | 0 | 0 | 0 | 0 | 0 | 0 | 2 | 3 | 0 | 0 | .312 | |
| Mar 21 | at South Carolina | *of | 5 | 0 | 0 | 0 | 0 | 0 | 0 | 0 | 0 | 0 | 0 | 0 | 0 | 0 | 0 | 1 | 0 | 0 | .283 | |
| Mar 22 | at South Carolina | *of | 4 | 0 | 1 | 0 | 1 | 0 | 0 | 1 | 0 | 0 | 0 | 0 | 0 | 0 | 2 | 0 | 0 | 0 | .281 | |
| Mar 24 | UCA | *of | 3 | 2 | 1 | 2 | 0 | 0 | 1 | 1 | 0 | 0 | 0 | 0 | 0 | 0 | 0 | 1 | 0 | 0 | .283 | |
| Mar 27 | FLORIDA | *of | 3 | 0 | 0 | 0 | 0 | 0 | 0 | 1 | 0 | 0 | 0 | 0 | 0 | 0 | 1 | 3 | 0 | 0 | .270 | |
| Mar 28 | FLORIDA | *of | 4 | 0 | 0 | 0 | 0 | 0 | 0 | 0 | 0 | 0 | 0 | 0 | 0 | 0 | 2 | 1 | 0 | 0 | .254 | |
| Mar 29 | FLORIDA | *of | 4 | 0 | 2 | 1 | 0 | 0 | 0 | 0 | 0 | 0 | 0 | 0 | 0 | 0 | 1 | 0 | 0 | 0 | .268 | |
| Mar 31 | at Missouri State | *of | 5 | 1 | 2 | 1 | 1 | 0 | 0 | 1 | 0 | 0 | 0 | 0 | 0 | 0 | 1 | 1 | 0 | 0 | .276 | |
| Apr 02 | at Auburn | *of | 3 | 0 | 1 | 0 | 0 | 0 | 0 | 1 | 0 | 0 | 0 | 0 | 0 | 0 | 2 | 2 | 0 | 1 | .278 | |
| Apr 03 | at Auburn | *of | 4 | 0 | 1 | 0 | 0 | 0 | 0 | 0 | 0 | 0 | 0 | 0 | 0 | 0 | 1 | 1 | 0 | 0 | .277 | |
| Apr 04 | at Auburn | *of | 3 | 0 | 0 | 0 | 0 | 0 | 0 | 0 | 0 | 0 | 0 | 0 | 0 | 0 | 2 | 2 | 0 | 0 | .267 | |
| Apr 07 | LITTLE ROCK | *of | 2 | 2 | 1 | 1 | 0 | 0 | 1 | 1 | 0 | 0 | 1 | 0 | 0 | 0 | 0 | 2 | 0 | 0 | .273 | |
| Apr 10 | at Alabama | *of | 2 | 0 | 1 | 1 | 0 | 0 | 0 | 1 | 0 | 0 | 1 | 0 | 0 | 0 | 0 | 2 | 0 | 0 | .278 | |
| Apr 14 | vs UAPB | *of | 3 | 2 | 1 | 1 | 1 | 0 | 0 | 0 | 0 | 0 | 1 | 0 | 1 | 0 | 1 | 1 | 0 | 0 | .280 | |
| Totals | | | 28gs | 93 | 16 | 26 | 17 | 4 | 0 | 6 | 15 | 0 | 0 | 5 | 0 | 2 | 0 | 26 | 28 | 0 | 1 | .280 |

On base pct. .400 • Slugging pct. .516

#16 Christian Turner - 28 games (All games)

| Date | Opponent | Pos | AB | R | H | RBI | 2B | 3B | HR | BB | SB | CS | HBP | SAC | SF | GDP | K | PO | A | E | Avg |
|--------|-------------------|-------|-----|----|---|-----|----|----|----|----|----|----|-----|-----|----|-----|----|----|---|---|------|
| Feb 13 | vs Oklahoma State | of | 0 | 1 | 0 | 0 | 0 | 0 | 0 | 1 | 0 | 0 | 0 | 0 | 0 | 0 | 0 | 0 | 0 | 0 | .000 |
| Feb 14 | vs TCU | of | 0 | 0 | 0 | 0 | 0 | 0 | 0 | 0 | 0 | 0 | 0 | 0 | 0 | 0 | 0 | 1 | 0 | 0 | .000 |
| Feb 15 | vs Texas Tech | *of | 4 | 1 | 0 | 0 | 0 | 0 | 0 | 1 | 0 | 0 | 0 | 0 | 0 | 0 | 2 | 3 | 0 | 0 | .000 |
| Feb 16 | vs Tarleton State | of | 2 | 0 | 1 | 0 | 0 | 0 | 0 | 0 | 0 | 0 | 0 | 0 | 0 | 0 | 1 | 0 | 0 | 0 | .167 |
| Feb 21 | XAVIER | of | 2 | 0 | 1 | 0 | 0 | 0 | 0 | 0 | 0 | 0 | 0 | 0 | 0 | 0 | 1 | 1 | 0 | 0 | .250 |
| Feb 22 | XAVIER | ph | 1 | 0 | 0 | 0 | 0 | 0 | 0 | 0 | 0 | 0 | 0 | 0 | 0 | 0 | 1 | 0 | 0 | 0 | .222 |
| Feb 25 | ARKANSAS STAT | *of | 3 | 0 | 1 | 0 | 0 | 0 | 0 | 0 | 0 | 0 | 0 | 0 | 0 | 0 | 1 | 0 | 0 | 0 | .250 |
| Feb 27 | UT ARLINGTON | ph | 1 | 0 | 0 | 0 | 0 | 0 | 0 | 0 | 0 | 0 | 0 | 0 | 0 | 0 | 1 | 0 | 0 | 0 | .231 |
| Mar 01 | UT ARLINGTON | of | 0 | 1 | 0 | 0 | 0 | 0 | 0 | 1 | 0 | 0 | 0 | 0 | 0 | 0 | 0 | 0 | 0 | 0 | .231 |
| Mar 03 | ORAL ROBERTS | ph/of | 1 | 0 | 0 | 0 | 0 | 0 | 0 | 0 | 0 | 0 | 0 | 0 | 0 | 0 | 1 | 1 | 0 | 0 | .214 |
| Mar 07 | STETSON | ph/of | 1 | 1 | 1 | 0 | 0 | 0 | 0 | 0 | 0 | 0 | 0 | 0 | 0 | 0 | 0 | 1 | 0 | 0 | .267 |
| Mar 08 | STETSON | ph | 0 | 0 | 0 | 0 | 0 | 0 | 0 | 1 | 0 | 0 | 0 | 0 | 0 | 0 | 0 | 0 | 0 | 0 | .267 |
| Mar 09 | STETSON | pr | 0 | 0 | 0 | 0 | 0 | 0 | 0 | 0 | 0 | 0 | 0 | 0 | 0 | 0 | 0 | 0 | 0 | 0 | .267 |
| Mar 13 | MISSISSIPPI STA | of | 0 | 0 | 0 | 0 | 0 | 0 | 0 | 0 | 0 | 0 | 0 | 0 | 0 | 0 | 0 | 0 | 0 | 0 | .267 |
| Mar 14 | MISSISSIPPI STA | of | 0 | 0 | 0 | 0 | 0 | 0 | 0 | 0 | 0 | 0 | 0 | 0 | 0 | 0 | 0 | 0 | 0 | 0 | .267 |
| Mar 18 | NORTHERN COL | *of | 3 | 1 | 1 | 1 | 0 | 1 | 0 | 1 | 0 | 0 | 0 | 0 | 0 | 0 | 1 | 1 | 0 | 0 | .278 |
| Mar 21 | at South Carolina | of | 0 | 0 | 0 | 0 | 0 | 0 | 0 | 0 | 0 | 0 | 0 | 0 | 0 | 0 | 0 | 0 | 0 | 0 | .278 |
| Mar 24 | UCA | ph/of | 1 | 1 | 0 | 0 | 0 | 0 | 0 | 0 | 0 | 0 | 0 | 0 | 0 | 0 | 0 | 0 | 0 | 0 | .263 |
| Mar 27 | FLORIDA | ph | 1 | 0 | 0 | 0 | 0 | 0 | 0 | 0 | 0 | 0 | 0 | 0 | 0 | 0 | 1 | 0 | 0 | 0 | .250 |
| Mar 28 | FLORIDA | ph | 1 | 0 | 1 | 0 | 1 | 0 | 0 | 0 | 0 | 0 | 0 | 0 | 0 | 0 | 0 | 0 | 0 | 0 | .286 |
| Mar 29 | FLORIDA | *of | 4 | 0 | 0 | 0 | 0 | 0 | 0 | 0 | 0 | 0 | 0 | 0 | 0 | 0 | 1 | 4 | 0 | 0 | .240 |
| Mar 31 | at Missouri State | *of | 5 | 2 | 3 | 3 | 0 | 0 | 1 | 0 | 0 | 0 | 0 | 0 | 0 | 0 | 0 | 2 | 0 | 0 | .300 |
| Apr 02 | at Auburn | *of | 4 | 0 | 0 | 0 | 0 | 0 | 0 | 0 | 0 | 0 | 0 | 0 | 0 | 0 | 2 | 1 | 0 | 0 | .265 |
| Apr 03 | at Auburn | *of | 3 | 0 | 0 | 0 | 0 | 0 | 0 | 0 | 0 | 0 | 0 | 0 | 0 | 0 | 2 | 1 | 0 | 0 | .243 |
| Apr 04 | at Auburn | *of | 3 | 0 | 1 | 2 | 0 | 0 | 0 | 0 | 0 | 0 | 0 | 0 | 0 | 0 | 1 | 3 | 0 | 0 | .250 |
| Apr 10 | at Alabama | *of | 2 | 1 | 1 | 0 | 0 | 0 | 0 | 0 | 0 | 0 | 0 | 0 | 0 | 0 | 0 | 0 | 0 | 0 | .262 |
| Apr 11 | at Alabama | ph/of | 1 | 0 | 0 | 1 | 0 | 0 | 0 | 0 | 0 | 0 | 0 | 0 | 0 | 0 | 0 | 0 | 0 | 0 | .256 |
| Apr 12 | at Alabama | of | 0 | 0 | 0 | 0 | 0 | 0 | 0 | 0 | 0 | 0 | 0 | 0 | 0 | 0 | 0 | 0 | 0 | 0 | .256 |
| Totals | | | 9gs | 43 | 9 | 11 | 7 | 1 | 1 | 5 | 0 | 0 | 0 | 0 | 0 | 0 | 16 | 19 | 0 | 0 | .256 |

On base pct. .333 • Slugging pct. .395



||| INDIVIDUAL GAME-BY-GAME

#19 Carson Willis - 1 game (All games)

| Date | Opponent | Pos | AB | R | H | RBI | 2B | 3B | HR | BB | SB | CS | HBP | SAC | SF | GDP | K | PO | A | E | Avg |
|--------|---------------|-----|----|---|---|-----|----|----|----|----|----|----|-----|-----|----|-----|---|----|---|---|------|
| Feb 24 | ARKANSAS STAT | *dh | 3 | 0 | 0 | 0 | 0 | 0 | 0 | 1 | 0 | 0 | 0 | 0 | 0 | 0 | 0 | 0 | 0 | 0 | .000 |
| Totals | | 1gs | 3 | 0 | 0 | 0 | 0 | 0 | 0 | 1 | 0 | 0 | 0 | 0 | 0 | 0 | 0 | 0 | 0 | 0 | .000 |

On base pct. .250 • Slugging pct. .000

2026 SCHEDULE / RESULTS |||



| FEB. | Opponent | Score | Winning Pitcher | Losing Pitcher | Save | Attendance | Time |
|------|----------------------|-------------|-----------------|-----------------|--------------|------------|------|
| 13 | vs. Oklahoma State ^ | W, 12-2 (8) | Gibler (1-0) | Barrett (0-1) | | 18,387 | 2:52 |
| 14 | vs. #10 TCU ^ | L, 5-4 | James (1-0) | Dietz (0-1) | Franco (1) | 22,384 | 3:00 |
| 15 | vs. Texas Tech ^ | W, 6-5 (11) | Eaves (1-0) | Bevis (0-1) | | 16,951 | 3:50 |
| 16 | vs. Tarleton State # | W, 3-1 | McElvain (1-0) | Bass (0-1) | Brissey (1) | 1,258 | 2:39 |
| 20 | Xavier | W, 5-2 | Gaeckle (1-0) | Piech (0-1) | Gibler (1) | 10,388 | 2:24 |
| 21 | Xavier | W, 7-6 | Eaves (2-0) | Poole (0-1) | | 9,829 | 2:48 |
| 22 | Xavier | W, 11-0 (8) | Fisher (1-0) | DeTienne (0-2) | | 9,054 | 2:08 |
| 24 | Arkansas State | L, 12-4 | Foss (1-0) | Lee (0-1) | Garrison (1) | 9,039 | 2:43 |
| 25 | Arkansas State | W, 1-0 | Eaves (1-0) | Maloney (0-1) | Coil (1) | 9,122 | 2:40 |
| 27 | UT Arlington | L, 4-3 | Dygert (1-0) | Gaeckle (1-1) | Melville (1) | 9,495 | 2:26 |
| 28 | UT Arlington | W, 9-0 | Dietz (1-1) | Skolfield (0-3) | | 10,997 | 2:11 |

MARCH

| | | | | | | | |
|----|-------------------------------|---------------|---------------------|-------------------|----------------|--------|------|
| 1 | UT Arlington | W, 11-1 (7) | Fisher (2-0) | Evans (0-1) | | 8,897 | 2:18 |
| 3 | Oral Roberts | W, 10-2 | McElvain (2-0) | Ruthardt (0-1) | | 8,899 | 2:57 |
| 6 | Stetson | W, 7-1 | Gaeckle (2-1) | Coppersmith (1-2) | | 8,901 | 2:53 |
| 7 | Stetson | W, 13-1 (7) | Dietz (2-1) | Phillips (1-2) | | 9,747 | 2:28 |
| 8 | Stetson | L, 4-1 | Hartman (2-1) | Fisher (2-1) | Lepine (1) | 9,047 | 2:34 |
| 9 | Stetson | L, 6-4 | Ball (1-0) | DeCremer (0-1) | Lepine (2) | 8,713 | 2:53 |
| 13 | #3 Mississippi State * | W, 5-4 | Gibler (2-0) | Miller (1-2) | | 10,464 | 2:50 |
| 14 | #3 Mississippi State [DH-1] * | L, 7-2 | Valincius (4-0) | Dietz (2-2) | | 10,790 | 2:38 |
| 14 | #3 Mississippi State [DH-2] * | W, 7-3 | McElvain (3-0) | Pitzer (1-1) | | 9,653 | 3:26 |
| 17 | Northern Colorado | W, 13-2 (8) | Kircher (1-0) | Haythorn (0-2) | | 9,270 | 3:11 |
| 18 | Northern Colorado | W, 9-4 | Lee (1-1) | Moser (0-2) | | 9,105 | 3:03 |
| 20 | at South Carolina * | W, 22-6 (7) | Gaeckle (3-1) | Gunther (2-1) | | 6,737 | 3:04 |
| 21 | at South Carolina * | W, 3-2 (10) | Gibler (3-0) | Valentin (0-2) | | 6,822 | 2:46 |
| 22 | at South Carolina * | L, 9-4 | Stone (3-1) | Fisher (2-2) | | 6,404 | 2:58 |
| 24 | UCA | W, 15-2 (7) | Coil (1-0) | Pannell (0-2) | | 9,623 | 2:17 |
| 27 | Florida * | L, 9-4 | Lugo-Canchola (1-0) | Gaeckle (3-2) | Whritenour (3) | 9,837 | 3:12 |
| 28 | Florida * | L, 7-4 | Barberi (3-2) | Eaves (3-1) | Whritenour (4) | 9,847 | 3:11 |
| 29 | Florida * | L, 7-6 | Sandfer (2-1) | Fisher (2-3) | McNeillie (1) | 9,460 | 2:56 |
| 31 | Missouri State | L, 15-14 (10) | Sutherland (1-0) | Lee (1-2) | | 6,538 | 3:46 |

APRIL

| | | | | | | | |
|----|--------------------|-------------|----------------|-----------------|--------------|-------|-------|
| 2 | at #18 Auburn * | L, 10-2 | Alvarez (5-1) | Gaeckle (3-3) | Cormier (1) | 5,753 | 2:52 |
| 3 | at #18 Auburn * | W, 3-2 | Dietz (3-2) | Johnston (0-1) | McElvain (1) | 5,678 | 2:28 |
| 4 | at #18 Auburn * | L, 8-3 | Petrovic (5-1) | Fisher (2-4) | Sanders (1) | 5,503 | 2:28 |
| 7 | Little Rock | W, 7-0 | Eaves (4-1) | Haley (3-2) | | 9,517 | 2:43 |
| 10 | at #8 Alabama * | W, 7-5 | Gaeckle (4-3) | Heiberger (2-1) | Coil (2) | 5,075 | 3:05 |
| 11 | at #8 Alabama * | W, 15-6 | Fisher (3-4) | Mitchell (0-1) | | 5,249 | 3:26 |
| 12 | at #8 Alabama * | W, 3-2 | Gaeckle (5-3) | Crowther (2-2) | McElvain (2) | 2,37 | 4,235 |
| 14 | UAPB @ | W, 12-2 (7) | Fisher (4-4) | James (3-3) | | 2,41 | 9,191 |
| 16 | #5 Georgia * | | | | | | |
| 17 | #5 Georgia * | | | | | | |
| 18 | #5 Georgia * | | | | | | |
| 21 | Missouri State | | | | | | |
| 23 | at Missouri * | | | | | | |
| 24 | at Missouri * | | | | | | |
| 25 | at Missouri * | | | | | | |
| 28 | Northwestern State | | | | | | |
| 29 | Northwestern State | | | | | | |

MAY

| | | | | | | | |
|----|---------------|--|--|--|--|--|--|
| 1 | Ole Miss * | | | | | | |
| 2 | Ole Miss * | | | | | | |
| 3 | Ole Miss * | | | | | | |
| 8 | Oklahoma * | | | | | | |
| 9 | Oklahoma * | | | | | | |
| 10 | Oklahoma * | | | | | | |
| 14 | at Kentucky * | | | | | | |
| 15 | at Kentucky * | | | | | | |
| 16 | at Kentucky * | | | | | | |

* SEC opponent

^ Shriners Children's College Showdown (Globe Life Field in Arlington, Texas)

Amegy Bank College Baseball Series (Globe Life Field in Arlington, Texas)

@ Game played at CHI St. Vincent Field at Dickey-Stephens Park in North Little Rock, Ark.