



# ARKANSAS BASEBALL

ArkansasRazorbacks.com ||| @RazorbackBSB ||| Contact: Oliver Grigg (ogrigg@uark.edu)

## 2026 SCHEDULE & RESULTS

### FEBRUARY

13	vs. Oklahoma State ^	FloCollege	W, 12-2 (8)
14	vs. #10 TCU ^	FloCollege	L, 5-4
15	vs. Texas Tech ^	FloCollege	W, 6-5 (11)
16	vs. Tarleton State #		W, 3-1
20	<b>XAVIER</b>	<b>SECN+</b>	<b>W, 5-2</b>
21	<b>XAVIER</b>	<b>SECN+</b>	<b>W, 7-6</b>
22	<b>XAVIER</b>	<b>SECN+</b>	<b>W, 11-0 (8)</b>
24	<b>ARKANSAS STATE</b>	<b>SECN+</b>	<b>L, 12-4</b>
25	<b>ARKANSAS STATE</b>	<b>SECN+</b>	<b>W, 1-0</b>
27	<b>UT ARLINGTON</b>	<b>SECN+</b>	<b>L, 4-3</b>
28	<b>UT ARLINGTON</b>	<b>SECN+</b>	<b>W, 9-0</b>

### MARCH

1	<b>UT ARLINGTON</b>	<b>SECN+</b>	<b>W, 11-1 (7)</b>
3	<b>ORAL ROBERTS</b>	<b>SECN+</b>	<b>W, 10-2</b>
6	<b>STETSON</b>		<b>W, 7-1</b>
7	<b>STETSON</b>	<b>SECN+</b>	<b>W, 13-1 (7)</b>
8	<b>STETSON</b>	<b>SECN+</b>	<b>L, 4-1</b>
9	<b>STETSON</b>	<b>SECN+</b>	<b>L, 6-4</b>
13	<b>#3 MISSISSIPPI STATE *</b>	<b>SECN+</b>	<b>W, 5-4</b>
14	<b>#3 MISSISSIPPI STATE [DH-1] *</b>	<b>SECN</b>	<b>L, 7-2</b>
14	<b>#3 MISSISSIPPI STATE [DH-2] *</b>	<b>SECN+</b>	<b>W, 7-3</b>
17	<b>NORTHERN COLORADO</b>	<b>SECN+</b>	<b>W, 13-2 (8)</b>
18	<b>NORTHERN COLORADO</b>	<b>SECN+</b>	<b>W, 9-4</b>
20	South Carolina *	<b>SECN+</b>	<b>W, 22-6 (7)</b>
21	South Carolina *	<b>SECN+</b>	<b>W, 3-2 (10)</b>
22	South Carolina *	<b>SECN+</b>	<b>L, 9-4</b>
24	<b>UCA</b>	<b>SECN+</b>	<b>W, 15-2 (7)</b>
27	<b>FLORIDA *</b>	<b>SECN+</b>	<b>L, 9-4</b>
28	<b>FLORIDA *</b>	<b>SECN+</b>	<b>L, 7-4</b>
29	<b>FLORIDA *</b>	<b>SECN</b>	<b>L, 7-6</b>
31	Missouri State	<b>ESPN+</b>	<b>L, 15-14 (10)</b>

### APRIL

2	#18 Auburn *	<b>ESPN2</b>	<b>L, 10-2</b>
3	#18 Auburn *	<b>SECN+</b>	<b>W, 3-2</b>
4	#18 Auburn *	<b>SECN+</b>	<b>L, 8-3</b>
7	<b>LITTLE ROCK</b>	<b>SECN+</b>	<b>W, 7-0</b>
10	#8 Alabama *	<b>SECN+</b>	<b>W, 7-5</b>
11	#8 Alabama *	<b>SECN</b>	<b>W, 15-6</b>
12	#8 Alabama *	<b>SECN+</b>	<b>W, 3-2</b>
14	UAPB @	<b>SECN+</b>	<b>W, 12-2 (7)</b>
16	<b>#5 GEORGIA *</b>	<b>ESPNU</b>	<b>W, 6-3</b>
17	<b>#5 GEORGIA *</b>	<b>SECN+</b>	<b>L, 5-3</b>
18	<b>#5 GEORGIA *</b>	<b>SECN+</b>	<b>1 P.M.</b>
21	<b>MISSOURI STATE</b>	<b>SECN+</b>	<b>6 P.M.</b>
23	Missouri *	<b>SECN</b>	<b>7 p.m.</b>
24	Missouri *	<b>SECN</b>	<b>7 p.m.</b>
25	Missouri *	<b>SECN+</b>	<b>2 p.m.</b>
28	<b>NORTHWESTERN STATE</b>	<b>SECN+</b>	<b>6 P.M.</b>
29	<b>NORTHWESTERN STATE</b>	<b>SECN+</b>	<b>3 P.M.</b>

### MAY

1	<b>OLE MISS *</b>	<b>SECN+</b>	<b>6 P.M.</b>
2	<b>OLE MISS *</b>	<b>SECN+</b>	<b>2 P.M.</b>
3	<b>OLE MISS *</b>	<b>SECN</b>	<b>2 P.M.</b>
8	<b>OKLAHOMA *</b>	<b>SECN+</b>	<b>6 P.M.</b>
9	<b>OKLAHOMA *</b>	<b>SECN+</b>	<b>2 P.M.</b>
10	<b>OKLAHOMA *</b>	<b>SECN+</b>	<b>1 P.M.</b>
14	Kentucky *	<b>SECN+</b>	<b>5:30 p.m.</b>
15	Kentucky *	<b>SECN+</b>	<b>5:30 p.m.</b>
16	Kentucky *	<b>SECN+</b>	<b>1 p.m.</b>

All times Central; Home game in **BOLD**; \* - SEC opponent

^ - Shriners Children's College Showdown (Globe Life Field in Arlington, Texas)

# - Amegy Bank College Baseball Series (Globe Life Field in Arlington, Texas)

@ - Game played at CHI St. Vincent Field at Dickey-Stephens Park in North Little Rock, Ark.

## GAME 41 ||| #5 GEORGIA vs. #16 ARKANSAS ||| APRIL 18

FAYETTEVILLE, AR ||| BAUM-WALKER STADIUM ||| SEC NETWORK+



**31-9**  
12-5 SEC

### GEORGIA BULLDOGS

In the Polls.....8 (BA) | 5 (D1Baseball)  
.....6 (NCBWA) | 5 (PG) | 5 (USA Today)  
Head Coach.....Wes Johnson  
Career Record.....117-43 (3rd season)  
Record at Georgia.....Same



**26-14**  
9-8 SEC

### ARKANSAS RAZORBACKS

In the Polls.....14 (BA) | 16 (D1Baseball)  
.....18 (NCBWA) | NR (PG) | 17 (USA Today)  
Head Coach.....Dave Van Horn  
Career Record.....1,544-726 (38th season)  
Record at Arkansas.....959-486 (24th season)

## ON THE MOUND

Georgia RHP Grant Edwards (0-1, 6.75 ERA)

vs.

Arkansas LHP Parker Coil (1-0, 2.10 ERA)

## LEADING OFF

### THE SERIES COMES DOWN TO THIS

- #16 Arkansas fell behind early and was unable to catch up with #5 Georgia in its 5-3 setback Friday night at Baum-Walker Stadium, snapping its season-long six-game winning streak.
- The Hogs will look to clinch the series in the finale, which gets going at 1 p.m. Saturday, April 18, on SEC Network+ with Josh Haley (play-by-play) and Troy Eklund (analyst) on the call.

### FIRST HALF OF SEC PLAY IN THE BOOKS

- The Razorbacks completed the first half of SEC play with an 8-7 record, their first such 15-game SEC start since 2012.
- That season, Arkansas began 8-7 through its first 15 SEC games before finishing 16-14 in league play to advance to the College World Series for the seventh time in program history.

### THE SITUATION AHEAD

- With the the second half of SEC play underway, Arkansas must go 9-4 over its final 13 league games to reach the 18-win mark in conference play for the ninth consecutive season.
- Entering 2026, the Hogs have won 18-plus SEC games in eight consecutive seasons and are only the second team in conference history to accomplish the feat (LSU - 10 seasons from 1996-2005).

### HISTORY LESSON

- Arkansas is now 39-31 overall against Georgia, including a commanding 23-9 record in games played in Fayetteville.
- Under head coach Dave Van Horn, the Razorbacks are 26-23 overall and 15-8 at home against the Bulldogs.
- Entering the weekend, Arkansas had won four consecutive weekend series against Georgia at Baum-Walker Stadium (2010, 2012, 2017 and 2021).
- The Hogs have not lost a series to the Bulldogs at home since 2008.

### CALL ON COIL

- Arkansas will turn to Parker Coil on Saturday afternoon with an opportunity to clinch its fifth consecutive home weekend series win against Georgia.
- The left-hander has been one of the Razorbacks' most trusted bullpen arms this season, touting a 1-0 record with a 2.10 ERA, 31 strikeouts and one save in 25.2 innings across 15 relief outings.
- Coil, who opted to return to Arkansas after he was selected by the Milwaukee Brewers in the 16th round of the 2025 MLB Draft, has limited opposing hitters to a meager .211 batting average.
- He will make his fourth career start on the mound and his first since against Lipscomb on May 2, 2023 in North Little Rock, Ark., as as freshman.



**AMERICA'S CATCHER**

- **C Ryder Helfrick** has established himself as one of the best catchers in college baseball after a breakout sophomore season and strong summer with the USA Baseball Collegiate National Team.
- Helfrick entered the 2026 campaign with preseason All-America praise from Baseball America, D1Baseball and NCBWA as well as preseason All-SEC honors from the league's 16 head coaches.
- He has also received preseason watch list consideration for national honors, including Baseball America Player of the Year Award, Bobby Bragan National Collegiate Slugger Award, Buster Posey National Collegiate Catcher of the Year Award and Golden Spikes Award.
- In 2025, the Discovery Bay, Calif., native played in 61 games with 56 starts as a sophomore, slashing .305/.420/.616 with 15 home runs and 38 RBI to help lead Arkansas to the College World Series.
- The Razorbacks' star catcher, who recorded 14 multi-hit games and 11 multi-RBI games in 2025, was even better in SEC play. Helfrick slashed .337/.449/.635 with seven home runs and 21 RBI in 30 games against conference opponents to lead Arkansas to its third consecutive 20-win season in league play (2023, 2024, 2025).
- Defensively, Helfrick was one of the best behind the dish in all of college baseball last year, committing only three errors in 629 total chances (.995 fielding percentage) and throwing out 10-of-45 attempted base stealers (.222 caught stealing percentage).
- Following the season, Helfrick was named to the 26-man roster for the USA Baseball Collegiate National Team, which competed in the 45th USA vs. Japan Collegiate All-Star Series in various locations across Japan. One of three Razorbacks on the squad along with RHP Gabe Gaeckle and LHP Cole Gibler, he became the 25th Hog since 1979 to play for the USA Baseball Collegiate National Team.
- Helfrick has started in all 38 of his games played at catcher and is slashing .292/.434/.606 with a team-leading 12 homers and 34 RBI.
- The team leader in walks (39), Helfrick reached base safely in a team-leading 26 consecutive games to start the 2026 campaign and has recorded two multi-homer games this season: vs. Oklahoma State (Feb. 13) on Opening Day and at #18 Auburn (April 3).

**GET THE GACK**

- **RHP Gabe Gaeckle** has established himself as one of the best arms in college baseball after a strong sophomore season and an eye-catching summer with the USA Baseball Collegiate National Team.
- Gaeckle entered the 2026 campaign with preseason All-America honors from Baseball America and Perfect Game as well as preseason All-SEC praise from the league's 16 head coaches.
- He has also received watch list consideration for Baseball America Pitcher of the Year Award, College Baseball Foundation National Pitcher of the Year Award and Golden Spikes Award.
- In 2025, the Aptos, Calif., native made 19 appearances with nine starts on the mound as a sophomore, posting a 4-2 record with a 4.42 ERA and two saves in 71.1 innings of work to help lead Arkansas to the College World Series for the 12th time in program history.
- Gaeckle racked up 92 strikeouts while limiting opposing hitters to a .235 batting average during the 2025 campaign, turning in his best outing of the year at the College World Series with a career-high 10 strikeouts over six innings of one-run ball in relief against LSU.
- Following the season, Gaeckle was named to the 26-man roster for the USA Baseball Collegiate National Team, which competed in the 45th USA vs. Japan Collegiate All-Star Series in various locations across Japan. One of three Razorbacks on the squad along with LHP Cole Gibler and C Ryder Helfrick, he became Arkansas' second two-time team member in program history (RHP Ryne Stanek in 2011-12).
- This season, Gaeckle made eight starts on the mound Arkansas' Friday starter before moving to the bullpen. The right-hander owns a 5-3 record with a 4.01 ERA and 47 strikeouts in 42.2 innings of work over 12 appearances, including his eight starts, this season.
- Gaeckle logged his first quality start against Stetson (March 6), firing a career long-matching six shutout frames with six strikeouts. He struck out a season-high nine batters over 4.1 innings in his Opening Day start against Oklahoma State (Feb. 13) in Arlington, Texas, at Globe Life Field in the Shriners Children's College Showdown.
- The right-hander made his first relief appearance of the season in the midweek contest against Little Rock (April 7), firing a scoreless inning with one strikeout in Arkansas' win.
- His second relief outing came in the series opener at #8 Alabama (April 10), tossing an inning and earning the win, before he once again emerged from the bullpen to throw two scoreless frames with two strikeouts in the series-sweeping win against the Tide (April 12).
- Gaeckle came out of the bullpen for the fourth time this season against #5 Georgia (April 16) and struck out two over two innings of one-run relief to help Arkansas secure a series-opening win.





**LHP Hunter Dietz**, fully healthy after injury-plagued seasons in both 2024 and 2025, has emerged as one of the best left-handed pitchers in all of college baseball this year.

**MR. DIETZ**

- **LHP Hunter Dietz**, fully healthy after injury-plagued seasons as a true freshman and redshirt freshman in 2024 and 2025, respectively, is showing why he's one of the top left-handers in college baseball.
- Through his first 10 starts of the year, the Trinity, Fla., native is 4-2 with a 3.59 ERA and an SEC-leading 84 strikeouts in 52.2 innings.
- Dietz has logged a team-high five quality starts this year:
  1. UT Arlington (Feb. 28) - 7.0 IP, 2 H, 0 R, 0 ER, 1 BB, 8 SO
  2. Stetson (March 7) - 6.0 IP, 4 H, 1 R, 0 ER, 0 BB, 12 SO
  3. South Carolina (March 21) - 6.2 IP, 5 H, 2 R, 2 ER, 2 BB, 12 SO
  4. #18 Auburn (April 3) - 7.0 IP, 6 H, 2 R, 1 ER, 0 BB, 11 SO
  5. #8 Alabama (April 10) - 6.0 IP, 3 H, 2 R, 2 ER, 3 BB, 9 SO
- The left-hander also has three double-digit strikeout games in 2026:
  1. Stetson (March 7) - 12 SO
  2. South Carolina (March 21) - 12 SO
  3. #18 Auburn (April 3) - 11 SO
- Dietz's three double-digit strikeout games are tied for eighth most in a season by a Razorback pitcher. With his next double-digit strikeout game, he will move into a tie for seventh most by a Hog in a season.

Rank	Games	Player	Season
1.	11	Hagen Smith	2024
2.	8	Nick Schmidt	2006
	8	David Walling	1999
4.	6	Trevor Stephan	2017
	6	David Walling	1998
6.	5	Jess Todd	2007
7.	4	Isaiah Campbell	2019
<b>8.</b>	<b>3</b>	<b>Hunter Dietz</b>	<b>2026</b>
	3	Zach Root	2025
	3	Mason Molina	2024
	3	Blaine Knight	2017

**DUCK COMMANDER**

- **INF Camden Kozeal**, after helping lead Arkansas to the College World Series appearance last year, entered the 2026 campaign as a preseason All-American by Baseball America and NCBWA as well as a preseason All-SEC selection by the league's 16 head coaches.
- The Omaha, Neb., native played in 60 games with 55 starts (30 at first base, 25 at second base) and slashed .333/.386/.606 with 15 home runs and 62 RBI in 2025, his first season as a Razorback.
- Kozeal has continued to power the Arkansas offense, slashing .299/.396/.571 with nine home runs and 43 RBI through his 39 games played during the campaign. He leads the Hogs in numerous major offensive categories, including hits (46), doubles (13) and RBI (43).
- He was named the Brook Wallace Award Shortstop of the Week after leading Arkansas to a double midweek series sweep against Northern Colorado and an SEC road series win at South Carolina.

**BIG TUNA**

- **LHP Colin Fisher**, who began the year as the Hogs' Sunday starter, owns a 4-4 record with a 4.17 ERA and 43 strikeouts in 41.0 innings.
- The Noble, Okla., native, who has logged two quality starts, fanned a career-high 11 batters while allowing just one hit over a career-long eight shutout innings against Xavier (Feb. 22). Fisher was named SEC Pitcher of the Week after recording the first eight-inning complete-game shutout and first eight-inning one-hitter in program history.
- Fisher began his campaign with 22.0 consecutive innings pitched without allowing an earned run, the second-longest scoreless streak to start a season by a Razorback pitcher in the Dave Van Horn era.

**MLB PIPELINE TOP 100 PROSPECTS FOR 2026 MLB DRAFT**

- A nation-leading four (4) Razorbacks are included in MLB Pipeline's rankings of the top 100 prospects for the 2026 MLB Draft.

Rank	Player	Position
24	Gabe Gaeckle	RHP
29	Ryder Helfrick	C
38	Hunter Dietz	LHP
85	Carson Wiggins*	RHP

\*sophomore-eligible

**DIBASEBALL MIDSEASON TOP 50 COLLEGE PROSPECTS FOR 2026 MLB DRAFT**

- Three (3) Razorbacks are included in D1Baseball's midseason rankings of the top 50 college prospects for the 2026 MLB Draft, which were published on April 7.

Rank	Player	Position
8	Ryder Helfrick	C
31	Hunter Dietz	LHP
38	Gabe Gaeckle	RHP

**DIBASEBALL PRESEASON TOP 150 COLLEGE PROSPECTS FOR 2026 MLB DRAFT**

- A nation-leading seven (7) Razorbacks were included in D1Baseball's preseason rankings of the top 150 college prospects for the 2026 MLB Draft, which were published on Feb. 12.

Rank	Player	Position
13	Gabe Gaeckle	RHP
17	Ryder Helfrick	C
33	Hunter Dietz	LHP
71	Carson Wiggins*	RHP
83	Kuhio Aloy	OF
84	Maika Niu	OF
86	TJ Pompey	INF

\*sophomore-eligible

**DIBASEBALL TOP 100 COLLEGE PROSPECTS FOR 2027 MLB DRAFT**

- Two (2) Razorbacks are included in D1Baseball's rankings of the top 100 college prospects for the 2027 MLB Draft.

Rank	Player	Position
15	Cole Gibler	LHP
50	Brenton Clark	OF



**MACHINE OF CONSISTENCY**

- Since the start of the 2017 season, Arkansas is the winningest college baseball program in the country (as of April 17, 2026).

Team	Wins ('17 - '18 - '19 - '20 - '21 - '22 - '23 - '24 - '25 - '26)
<b>Arkansas</b>	<b>409 (45 - 48 - 46 - 11 - 50 - 46 - 43 - 44 - 50 - 26)</b>
Oregon State	399 (56 - 55 - 36 - 5 - 37 - 48 - 41 - 45 - 48 - 28)
Southern Miss	395 (50 - 44 - 40 - 12 - 40 - 47 - 46 - 43 - 47 - 26)
LSU	394 (52 - 39 - 40 - 12 - 38 - 40 - 54 - 43 - 53 - 23)
Tennessee	394 (27 - 29 - 40 - 15 - 50 - 57 - 44 - 60 - 46 - 25)
Florida	386 (52 - 49 - 34 - 16 - 38 - 42 - 54 - 36 - 39 - 28)
East Carolina	377 (32 - 44 - 47 - 13 - 44 - 46 - 47 - 46 - 35 - 23)
Vanderbilt	376 (36 - 35 - 59 - 13 - 49 - 39 - 42 - 38 - 43 - 22)
Dallas Baptist	369 (42 - 42 - 43 - 12 - 41 - 34 - 47 - 45 - 41 - 22)

- Under Dave Van Horn, in his 24rd year as head coach, Arkansas has recorded eight 45-win seasons as well as two 50-win seasons.

Season	Total Wins
2004	45
2012	46
2017	45
2018	48
2019	46
2021	50
2022	46
2025	50

- Excluding the shortened 2020 season, the Razorbacks are the only SEC team, and one of only two teams in the country (also Southern Miss), to record 40-plus wins in each of the last eight full seasons.

Season	Overall Wins	SEC Wins
2017	45	18
2018	48	18
2019	46	20
2021	50	22
2022	46	18
2023	43	20
2024	44	20
2025	50	20

**IT JUST MEANS MORE WINS**

- Arkansas, winners of a program-record 12 consecutive SEC games in 2025, has won 18 or more SEC games in eight consecutive seasons.
- LSU is the only other team in SEC history to record at least eight consecutive seasons of 18-plus SEC victories (10 from 1996-2005).
- Before this year, Arkansas had posted an 8-4 or better record through its first 12 SEC games in eight straight seasons (2017-25).
- It marked the best stretch of starting 8-4 or better in SEC play by a team since LSU did so in eight consecutive seasons from 1991-98.

**THE BIG TWO-0**

- Arkansas has finished with 20 or more SEC victories in a season six times in program history, including five times under Dave Van Horn.

Year	SEC Record (Finish)
1999	22-8 (SEC overall champions)
2019	20-10 (SEC Western Division champions)
2021	22-8 (SEC overall champions)
2023	20-10 (SEC overall champions)
2024	20-10 (SEC Western Division champions)
2025	20-10 (2nd overall)

- Arkansas hit the 20-win mark in SEC play for the third consecutive seasons in 2025, becoming the first SEC team in history to win 20 or more league games in five of six seasons. Arkansas is one of three SEC teams in history along with Tennessee (1993-95) and LSU (1996-98) to record three consecutive 20-win seasons in league play.

**GONE STREAKING**

- Arkansas has recorded 11 winning streaks of 10 or more games since head coach Dave Van Horn took over at the helm of the program.

Winning Streak	Dates
16	March 7, 2020-March 13, 2021
15	Feb. 25-March 22, 2024
15	March 1-28, 2023
13	April 3-23, 2010
12	Feb. 14-March 11, 2025
12	March 5-25, 2022
12	Feb. 11-March 8, 2005
11	March 26-April 12, 2024
10	May 16-June 5, 2021
10	March 4-21, 2012
10	Feb. 11-March 5, 2003

- The Razorbacks' 15-game winning streaks in 2023 and 2024 were their longest in-season winning streak of the Van Horn era.
- They were also the longest in-season winning streaks in program history since the Hogs won the first 18 games of the 1996 season.

**MIDWEEK MAGIC**

- Arkansas is 8-2 in midweek games with wins over Tarleton State (Feb. 16), Arkansas State (Feb. 25), Oral Roberts (March 3), UNC (March 17-18), UCA (March 24), Little Rock (April 7) & UAPB (April 14).
- The Hogs, who finished 11-1 in midweek games in 2025, had won 18 consecutive midweek matchups before their streak was snapped in a 14-13 extra-inning loss against Missouri State on March 25, 2025.
- Arkansas has gone unbeaten in midweeks twice in the DVH era.
- In 2024 (12-0), the Hogs secured midweek wins against Grambling, UCA, Oral Roberts, Little Rock, Arkansas State and UAPB as well as three two-game midweek series sweeps over San Jose State, Texas Tech and Missouri State to finish with a perfect 12-0 midweek record.
- In 2005 (9-0), Dave Van Horn's third season, Arkansas picked up midweek wins against Centenary (2), Missouri State (2), Northern Colorado (2), Oral Roberts (2) and Oklahoma State (1).



**HISTORY MADE AT HOME**

- Arkansas maintains an overall record of 749-256 (.745) in Baum-Walker Stadium's 31-year history. The 2025 campaign marked the 30th season in the history of the stadium, which opened in 1996.
- With a win against Creighton in last year's NCAA Fayetteville Regional, the Razorbacks won their 35th game of the season inside the friendly confines of Baum-Walker Stadium, breaking their single-season program record of 34 home wins set in 2018 and 2024.
- After sweeping Tennessee in last year's NCAA Fayetteville Super Regional, Arkansas finished 2025 with 37 wins at Baum-Walker Stadium, the most home wins in a season in program history.
- Excluding 2020, Arkansas has won 28 or more home games in eight straight seasons, including a program-best 37 wins in 2025.

Year	Home Record	Overall Record (Postseason)
2017	29-8	45-19 (Regional)
2018	34-4	48-21 (College World Series)
2019	33-7	46-20 (College World Series)
2021	30-8	50-13 (Super Regional)
2022	28-7	46-21 (College World Series)
2023	32-6	43-18 (Regional)
2024	34-5	44-16 (Regional)
2025	37-4	50-13 (College World Series)

**HOME SWEET BAUM-WALKER**

- In order of winning percentage, here are the Razorbacks' top records at home since Baum-Walker Stadium opened in 1996.

Year	Home Record	Winning Percentage
2025	37-4	.902
2018	34-4	.895
2024	34-5	.872
2023	32-6	.842
2019	33-7	.825
2004	31-7	.816
2022	28-7	.800

**J.B. & JOHNELLE HUNT FAMILY BASEBALL DEVELOPMENT CENTER**

- The J.B. & Johnelle Hunt Family Baseball Development Center is a \$27-million, 49,000-square foot baseball performance facility, providing players with an expanded locker room, team meeting room, strength & conditioning center, training room, nutrition center, pitching development center and an in-venue batting tunnel.
- The one-of-a-kind facility, which opened ahead of the 2022 campaign, sits in the right-field corner of Baum-Walker Stadium.
- It also includes a tunnel to connect the facility to the first-base dugout and postgame press conference room.

**PROHOGS**

- Six (6) Razorbacks were on 2026 Major League Baseball Opening Day rosters as the 2026 campaign got underway on Thursday, March 26.

Player	Team	Draft Year
Jalen Beeks	Texas Rangers	2014
Andrew Benintendi	Chicago White Sox	2015
Heston Kjerstad	Baltimore Orioles	2020
James McCann	Arizona Diamondbacks	2011
Ryne Stanek	St. Louis Cardinals	2013

- Six (6) Razorbacks have won a World Series championship. RHP Ryne Stanek is the most recent ProHog to accomplish the feat, doing so with the Houston Astros during the 2022 MLB season.

Player	Team	Year
Dick Hughes	St. Louis Cardinals	1967
Eric Hinske (2x)	Boston Red Sox	2007
	New York Yankees	2009
Dallas Keuchel	Houston Astros	2017
Andrew Benintendi	Boston Red Sox	2018
Drew Smyly	Atlanta Braves	2021
Ryne Stanek	Houston Astros	2022

**MLB DRAFT FACTS**

- Arkansas has had a player selected in each of the past 51 MLB drafts dating back to 1975. The Hogs have had double-digit players selected in a draft on four occasions: 1985 (10), 2013 (11), 2018 (11) and 2025 (11).
- In 2025, a program-record four Razorbacks heard their names called in the first round of the MLB draft - RHP Gage Wood (No. 26 overall, Philadelphia Phillies), INF Wehiwa Aloy (No. 31 overall, Baltimore Orioles), LHP Zach Root (No. 40 overall, Los Angeles Dodgers) and OF Charles Davalan (No. 41 overall, Los Angeles Dodgers).
- Since Nate Thompson's first season as the Razorbacks' recruiting coordinator in 2018, no school in the country has had more overall draft selections than Arkansas (64).
- Under Matt Hobbs, Arkansas has had 30 pitchers selected in the MLB draft, including 22 pitchers taken in the first 10 rounds, since 2019.





Arkansas pitching coach **Matt Hobbs** has developed 10 All-Americans, 10 All-SEC honorees and 30 MLB draft picks since joining the program prior to the 2019 season.

**MATT HOBBS: 2024 DIBASEBALL ASSISTANT COACH OF THE YEAR**

- Arkansas assistant coach Matt Hobbs is nationally regarded as one of the best pitching minds in all of college baseball.
- Hobbs, now in his eighth season as pitching coach in 2026, was named the 2024 DIBaseball Assistant Coach of the Year after guiding his staff to a historic and record-breaking campaign in 2024.
- Since joining Arkansas as the pitching coach prior to the 2019 campaign, Hobbs has helped develop:

- 1 Golden Spikes Award winner
- 1 Dick Howser Trophy winner
- 10 All-Americans
- 10 All-SEC honorees, including 2 SEC pitchers of the year
- 30 MLB draft selections, including 22 top 10 rounders

- RHP Kevin Kopps emerged as the best player in the country in 2021, winning both the Golden Spikes Award and Dick Howser Trophy. LHP Hagen Smith was the unanimous national pitcher of the year in 2024.
- With Hobbs' help, Smith solidified his status as one of the greatest pitchers in Razorback history, concluding his career as the program's all-time strikeout king and single-season strikeout leader, and departing as the highest-drafted pitcher in school history when he was selected fifth overall by the Chicago White Sox in the 2024.
- Since Hobbs joined the Razorback coaching staff, Arkansas has made three trips to the College World Series (2019, 2022, 2025), clinched a pair of overall SEC championships (2021, 2023) and captured four SEC Western Division titles (2019, 2021, 2023, 2024).
- Additionally, the Hogs won Collegiate Baseball's national recruiting championship for the first time in program history in 2023 as Arkansas' star-studded recruiting class was named the nation's best.



Arkansas is one of only four schools in college baseball history as well as the only SEC program to claim three or more Golden Spikes Award winners.

**GOLDEN HOGS**

- In 2025, INF Wehiwa Aloy was named the 47th winner of the Golden Spikes Award, which recognizes the top amateur baseball player in the United States based on their athletic ability, sportsmanship, character and overall contribution to the sport.
- Aloy, the first Hawaiian-born player to win the Golden Spikes Award and the first player born outside the U.S. mainland to accomplish the feat, became Arkansas' third award winner in program history, joining OF Andrew Benintendi (2015) and RHP Kevin Kopps (2021).
- Arkansas is one of four schools in college baseball history and the only SEC team with three-plus Golden Spikes Award winners: Florida State (4), Arizona State (3), **Arkansas (3)**, Cal State Fullerton (3).
- Since 2015, Arkansas is the only school in the country with multiple Golden Spikes Award winners (3).
- Aloy started all 65 games at shortstop last season and turned in one of the best offensive campaigns in Razorback history, leading the team in nearly every major category: slugging (.673), on-base plus slugging (1.107), hits (93), runs (81), doubles (19), triples (2), home runs (21), extra-base hits (42), multi-hit games (30), total bases (179).
- Aloy, playing alongside his younger brother Kuhio, finished second on the Razorbacks in batting average (.350), RBI (68), multi-RBI games (18), hit-by-pitches (10) and stolen bases (9). His numbers in total bases (No. 3), home runs (No. 4), runs scored (No. 4), extra-base hits (No. 5) and hits (No. 6) all finished ranked among the top 10 in the program's single season record book. Defensively, Aloy dazzled with just five errors in 229 total chances (.978 fielding percentage) while helping turn 31 double plays during the 2025 campaign.
- Aloy's historic season was capped off by a semifinal run with the 50-win Razorbacks in the College World Series, their 12th trip in program history and first since 2022.



**BAUM-WALKER STADIUM RECORDS**

**13,472**

SINGLE-GAME ATTENDANCE (2018)

**10,376**

SINGLE-SEASON AVERAGE (2022)

**407,196**

SINGLE-SEASON TICKETS (2025)

**749**

WINS AT BAUM-WALKER STADIUM

**34,796**

3-GAME SERIES ATTENDANCE (2022)

**ARKANSAS YEAR-BY-YEAR RESULTS AT BAUM-WALKER STADIUM**

<b>1996</b> 6-3 (.667)	<b>1997</b> 26-7 (.788)	<b>1998</b> 22-9 (.710)	<b>1999</b> 26-7 (.788)	<b>2000</b> 15-19 (.441)	<b>2001</b> 19-6 (.760)	<b>2002</b> 18-12 (.600)	<b>2003</b> 22-8 (.733)	<b>2004</b> 31-8 (.795)	<b>2005</b> 19-9 (.679)
<b>2006</b> 21-8 (.724)	<b>2007</b> 23-10 (.697)	<b>2008</b> 24-9 (.727)	<b>2009</b> 21-12 (.636)	<b>2010</b> 29-9 (.763)	<b>2011</b> 24-7 (.774)	<b>2012</b> 28-8 (.778)	<b>2013</b> 24-9 (.727)	<b>2014</b> 25-10 (.714)	<b>2015</b> 23-12 (.657)
<b>2016</b> 19-14 (.576)	<b>2017</b> 29-8 (.784)	<b>2018</b> 34-4 (.895)	<b>2019</b> 33-7 (.825)	<b>2020</b> 11-2 (.846)	<b>2021</b> 30-8 (.790)	<b>2022</b> 28-7 (.800)	<b>2023</b> 32-6 (.842)	<b>2024</b> 34-5 (.872)	<b>2025</b> 37-4 (.902)
<b>2026</b> 16-9 (.640)									

**Top 20 All-Time Crowds (tickets sold/distributed)**

1.	USC	13,472	March 3, 2018
2.	Mississippi State	12,589	April 25, 2015
3.	South Alabama	12,006	March 7, 2020
4.	LSU	11,827	April 8, 2017
5.	Tennessee	11,787	April 26, 2019
6.	Vanderbilt	11,772	May 13, 2022
7.	Vanderbilt	11,761	May 14, 2022
8.	Auburn	11,742	April 26, 2014
9.	Ole Miss	11,736	April 30, 2022
10.	LSU	11,714	May 10, 2019
11.	Ole Miss	11,651	April 29, 2022
12.	Tennessee	11,594	April 27, 2019
13.	Mississippi State	11,548	April 1, 2022
14.	Mississippi State	11,522	April 2, 2022
15.	LSU	11,462	April 9, 2011
16.	Arizona State	11,434	April 8, 2009
17.	Mississippi State	11,415	April 3, 2022
18.	Ole Miss	11,409	May 1, 2022
19.	Ole Miss*	11,383	June 9, 2019
20.	Ole Miss*	11,350	June 8, 2019

\* - NCAA Super Regional; ^ - NCAA Regional

**Top 20 All-Time Crowds (actual)**

1.	Missouri State*	12,167	June 6, 2015
2.	Missouri State*	11,869	June 5, 2015
3.	South Carolina*	11,722	June 9, 2018
4.	Missouri State*	11,694	June 7, 2015
5.	South Carolina*	11,481	June 10, 2018
6.	South Carolina*	11,217	June 11, 2018
7.	LSU	11,103	April 9, 2011
8.	Arizona State	11,014	April 8, 2009
9.	Oral Roberts^	11,088	June 2, 2017
10.	LSU	10,987	April 8, 2017
11.	Mississippi State	10,837	April 25, 2015
12.	Mississippi State	10,784	April 16, 2011
13.	USC	10,732	March 3, 2018
14.	LSU	10,581	May 5, 2007
15.	Texas A&M	10,477	April 20, 2013
16.	Missouri State^	10,369	June 3, 2017
17.	Missouri State^	10,273	June 5, 2017
18.	Central Michigan	10,219	Feb. 20, 2016
19.	Auburn	10,217	April 26, 2014
20.	Southern Miss^	10,213	June 2, 2018

\* - NCAA Super Regional; ^ - NCAA Regional

**2025 NCAA TOTAL HOME ATTENDANCE LEADERS**

Team	Average	Total	Games	
1.	LSU	11,186	458,606	41
2.	<b>Arkansas</b>	<b>9,932</b>	<b>407,196</b>	<b>41</b>
3.	Ole Miss	9,566	344,364	36
4.	Mississippi State	11,000	330,009	30
5.	South Carolina	7,183	251,414	35
6.	Texas	7,164	250,754	35
7.	Tennessee	5,596	235,035	42
8.	Florida	6,303	226,903	36
9.	Texas A&M	6,076	206,577	34
10.	Auburn	5,603	201,703	36
11.	Florida State	5,514	187,484	34
12.	Clemson	5,028	181,023	36
13.	Southern Miss	5,080	177,807	35
14.	Hawaii	3,929	137,509	35
15.	East Carolina	4,515	135,461	30
16.	Vanderbilt	3,610	129,977	36
17.	North Carolina	3,334	126,694	38
18.	Virginia	4,482	125,499	28
19.	Alabama	3,857	123,434	32
20.	Arizona State	3,365	121,141	36



SERIES HISTORY

INSIDE THE SERIES (SINCE 1947): GEORGIA

Overall Series Record: 39-31
Record in Fayetteville, Ark.: 23-9
Record in Athens, Ga.: 14-20
Record at Neutral Sites: 2-2

IN THE DVH ERA (2003-PRESENT): GEORGIA

Overall Series Record: 26-23
Record in Fayetteville, Ark.: 15-8
Record in Athens, Ga.: 10-13
Record at Neutral Sites: 1-2

Previous 10 meetings (Georgia leads, 6-4)

Table with 4 columns: DATE, SITE, W/L, SCORE. Lists 10 recent meetings between Georgia and Arkansas.

BOX SCORE FROM PREVIOUS MEETING



2026 Arkansas Baseball
#5 Georgia at #16 Arkansas
Apr 17, 2026 at Fayetteville, Ark. (Baum-Walker Stadium)



Georgia 5 (31-9,12-5 SEC)

Arkansas 3 (26-14,9-8 SEC)

Player statistics table for Georgia and Arkansas, including columns for ab, r, h, rbi, bb, so, po, a, lob, avg.

Score by Innings table showing runs, hits, and errors for Georgia and Arkansas across 9 innings.

E - OShaughnessy(1). DP - Arkansas 1. LOB - Georgia 8; Arkansas 9. 2B - Allen, He.(9); Wynn(8). HR - Lujo(6); Allen, He.(12); Ruiz(4). HBP - Lujo. SB - Ruiz(11).

Pitcher statistics table for Georgia and Arkansas, including columns for ip, h, r, er, bb, so, ab, bf, np, era.

Win - Aoki (5-0). Loss - Gibler (3-1). Save - Byrd (4).
WP - Aoki(2). HBP - by Gibler (Lujo). Inherited runners/scored: McGuire 2/1; Eaves 2/0. Pitches/strikes: Vigue 38/24; Aoki 105/57; Byrd 25/18; Gibler 77/50; McGuire 46/28; Eaves 16/11.

Umpires - HP: Will Van Raaphorst 1B: Mike Fichter 2B: Mayhue Edwards 3B: Jeff Head
Start: 7:15 pm Time: 3:16 Attendance: 10593
Weather: High 70s, gusty w/ 20 mph N



**HONORS & AWARDS**

**OF Kuhio Aloy**

NCBWA Preseason All-American (Third Team)  
Coaches Preseason All-SEC (Second Team)

**INF Carson Brumbaugh**

D1Baseball Preseason SEC Freshman of the Year  
Perfect Game Preseason SEC Freshman of the Year  
Baseball America Preseason Freshman of the Year Award Watch List

**LHP Parker Coil**

NCBWA Stopper of the Year Award Preseason Watch List

**LHP Colin Fisher**

SEC Pitcher of the Week (Feb. 23)  
NCBWA National Co-Pitcher of the Week (Feb. 24)  
College Baseball Foundation National Pitcher of the Year Award Watch List

**RHP Gabe Gaeckle**

Baseball America Preseason All-American (First Team)  
Perfect Game Preseason All-American (Second Team)  
Coaches Preseason All-SEC (Second Team)  
Perfect Game Preseason All-SEC (First Team)  
Golden Spikes Award Preseason Watch List  
Baseball America Preseason College Pitcher of the Year Award Watch List  
College Baseball Foundation National Pitcher of the Year Award Watch List

**LHP Cole Gibler**

Perfect Game Midseason All-American (Second Team)

**C Ryder Helfrick**

Baseball America Preseason All-American (Second Team)  
D1Baseball Preseason All-American (First Team)  
NCBWA Preseason All-American (Second Team)  
Coaches Preseason All-SEC (First Team)  
Golden Spikes Award Preseason Watch List  
Baseball America Preseason College Player of the Year Award Watch List  
Bobby Bragan National Collegiate Slugger Award Watch List  
Buster Posey National Collegiate Catcher of the Year Award Preseason Watch List  
Buster Posey National Collegiate Catcher of the Year Award Midseason Watch List  
Perfect Game Midseason All-American (Third Team)  
Golden Spikes Award Midseason Watch List

**INF Camden Kozeal**

Baseball America Preseason All-American (Third Team)  
NCBWA Preseason All-American (First Team)  
Coaches Preseason All-SEC (First Team)  
Baseball America National Team of the Week (Week 2)  
Brooks Wallace Award Shortstop of the Week (March 24)

**OF Maika Niu**

Perfect Game Preseason All-American (Third Team)  
Perfect Game Preseason All-SEC (First Team)

**INF TJ Pompey**

SEC Player of the Week (April 13)

**RHP Carson Wiggins**

Baseball America Preseason All-American (First Team)  
NCBWA Stopper of the Year Award Preseason Watch List



A nation-leading four Razorbacks, including **Gabe Gaeckle** (first team), **Carson Wiggins** (first team), **Ryder Helfrick** (second team) and **Camden Kozeal** (third team), were named preseason All-Americans by Baseball America. Baseball America's preseason All-America teams are voted on and selected by scouting departments of MLB organizations.



STANDINGS

	SEC	Pct.	GB	All	Pct.	Home	Away	Neutral	Top 25	Top 10	L10	Streak
Georgia	12-5	.706	-	31-9	.775	24-7	7-2	0-0	9-5	3-0	7-3	W1
Texas	10-5	.667	1.0	29-7	.806	21-2	5-5	3-0	9-4	7-1	7-3	W2
Texas A&M	10-5	.667	1.0	29-7	.806	22-3	5-3	2-1	4-5	4-5	8-2	W4
Florida	10-7	.588	2.0	28-12	.700	18-8	9-4	1-0	11-2	8-2	5-5	L1
Ole Miss	9-7	.563	2.5	28-11	.718	22-4	4-5	2-2	9-9	1-7	9-1	W7
<b>Arkansas</b>	<b>9-8</b>	<b>.529</b>	<b>3.0</b>	<b>26-14</b>	<b>.650</b>	<b>16-9</b>	<b>6-4</b>	<b>4-1</b>	<b>7-8</b>	<b>6-3</b>	<b>7-3</b>	<b>L1</b>
Auburn	9-8	.529	3.0	26-12	.684	18-7	4-5	4-0	7-9	4-4	6-4	W1
Alabama	8-8	.500	3.5	27-12	.692	18-4	6-7	3-1	10-9	3-2	5-5	L1
Kentucky	8-8	.500	3.5	26-10	.722	17-3	9-7	0-0	2-4	1-2	5-5	W1
Mississippi State	8-8	.500	3.5	28-10	.737	19-6	6-3	3-1	5-7	1-7	4-6	W2
Oklahoma	8-8	.500	3.5	25-12	.676	15-5	6-6	4-1	6-7	2-5	6-4	W1
Tennessee	7-9	.438	4.5	25-13	.658	19-7	4-5	2-1	4-4	4-3	7-3	L1
Vanderbilt	7-9	.438	4.5	22-17	.564	19-6	2-6	1-5	7-10	2-5	5-5	L1
LSU	6-10	.375	5.5	23-16	.590	17-9	3-7	3-0	3-7	1-3	4-6	L1
South Carolina	5-11	.313	6.5	19-20	.487	15-10	4-8	0-2	3-14	2-8	6-4	L1
Missouri	3-13	.188	8.5	20-18	.526	11-10	3-7	6-1	4-10	0-3	3-7	L4

SCHEDULE/RESULTS

Tuesday, April 14

at #5 Georgia 12, ETSU 10  
 at Tennessee 11, UNC Asheville 1 (8 inn.)  
 Bethune-Cookman 13, at #7 Florida 7  
 at South Carolina 8, Davidson 6  
 #8 Alabama 12, at UAB 6  
**#14 Arkansas 12, Arkansas-Pine Bluff 2 (7 inn.)**  
 at #6 Auburn 13, Alabama State 0 (7 inn.)  
 #22 Ole Miss 10, #17 Southern Miss 3  
 #15 Mississippi State 11, at Samford 1 (7 inn.)  
 at #7 Texas A&M 10, Houston 2  
 Vanderbilt 15, at Lipscomb 1  
 at LSU 4, Northwestern State 2  
 at #4 Texas 14, Texas A&M-Corpus Christi 7  
 Oklahoma State 7, #11 Oklahoma 3 (8 inn.)

Wednesday, April 15

Missouri at #23 Missouri State - canceled

Thursday, April 16

\*at #7 Florida 6, #6 Auburn 3  
**\*at #14 Arkansas 6, #5 Georgia 3**

Friday, April 17

\*#6 Auburn 5, at #7 Florida 3  
 \*at Kentucky 5, Vanderbilt 2  
 \*#22 Ole Miss 7, at Tennessee 4  
**\*#5 Georgia 5, at #14 Arkansas 3**  
 \*#15 Mississippi State 5, at South Carolina 3  
 \*#7 Texas A&M 10, at LSU 4  
 \*at #4 Texas 10, #8 Alabama 2  
 \*at #11 Oklahoma 9, Missouri 6

Saturday, April 18

\*#6 Auburn at #7 Florida - 12 p.m. [ESPN2]  
 \*#15 Mississippi State at South Carolina - 1 p.m. [SECN]  
**\*#5 Georgia at #14 Arkansas - 2 p.m. [SECN+]**  
 \*Vanderbilt at Kentucky - 2 p.m. [SECN+]  
 \*#8 Alabama at #4 Texas - 3 p.m. [SECN+]  
 \*Missouri at #11 Oklahoma - 5 p.m. [SECN+]  
 \*#22 Ole Miss at Tennessee - 6 p.m. [SECN+]  
 \*#7 Texas A&M at LSU - 8 p.m. [SECN]

Sunday, April 19

\*Vanderbilt at Kentucky - 1 p.m. [SECN+]  
 \*#22 Ole Miss at Tennessee - 1 p.m. [SECN+]  
 \*#15 Mississippi State at South Carolina - 1:30 p.m. [SECN+]  
 \*#8 Alabama at #4 Texas - 2 p.m. [SECN+]  
 \*#7 Texas A&M at LSU - 2 p.m. [ESPN]  
 \*Missouri at #11 Oklahoma - 3 p.m. [SECN+]

Next Weekend In The SEC (April 23-26)

\*Alabama at Tennessee - Thursday-Saturday series  
**\*Arkansas at Missouri - Thursday-Saturday series**  
 \*Oklahoma at Auburn  
 \*Texas A&M at Florida  
 \*Georgia at Ole Miss  
 \*Kentucky at South Carolina  
 \*LSU at Mississippi State  
 \*Texas at Vanderbilt

All times Eastern; Rankings reflect highest among major polls; \*SEC game

WEEK 10

SOUTHEASTERN CONFERENCE

AS OF APRIL 14

## ACTIVE CAREER LEADERS

## Games Played

1.	Kolby Branch*, Georgia	211
2.	Talmdage LeCroy, South Carolina	210
3.	Mike Mancini*, Vanderbilt	198
4.	Zach Yorke*, LSU	196
5.	Will Furniss, Ole Miss	194
6.	Tyler Cerny*, Kentucky	193
7.	Chris Stanfield, LSU	192
8.	Bryce Chance, Mississippi State	191
9.	Blake Bevis*, Mississippi State	189
10.	<b>Zack Stewart*, Arkansas</b>	<b>188</b>

## Hits

1.	Luke Lawrence*, Kentucky	232
2.	Kolby Branch*, Georgia	228
3.	Zach Yorke*, LSU	224
4.	Daniel Pacella*, Ole Miss	218
5.	Gehrig Frei*, Mississippi State	213
6.	Tyler Cerny*, Kentucky	211
	Mike Mancini*, Vanderbilt	211
8.	<b>Zack Stewart*, Arkansas</b>	<b>209</b>
9.	Bryce Chance, Mississippi State	205
10.	Blake Bevis*, Mississippi State	202
	Karson Bowen*, Florida	202

## Triples

1.	<b>Maika Niu*, Arkansas</b>	<b>9</b>
	Aiden Robbins*, Texas	9
3.	Ethan Mendoza*, Texas	8
4.	Mike Mancini*, Vanderbilt	7
	Ethan Lizama*, South Carolina	7
	Tyler Cerny*, Kentucky	7
	Brennan Holt*, Alabama	7
8.	Luke Lawrence*, Kentucky	6
	Caden Sorrell, Texas A&M	6
	Steven Milam, LSU	6

## Home Runs

1.	Daniel Pacella*, Ole Miss	52
2.	<b>Zack Stewart*, Arkansas</b>	<b>50</b>
3.	Kolby Branch*, Georgia	49
4.	Michael O'Shaughnessy*, Georgia	44
5.	Blake Bevis*, Mississippi State	43
6.	Judd Utermark, Ole Miss	42
	Daniel Jackson*, Georgia	42
8.	Justin Lebron, Alabama	40
9.	Lucas Steele*, Auburn	39
10.	Zach Yorke*, LSU	38
	Ace Reese*, Mississippi State	38

## RBI

1.	Daniel Pacella*, Ole Miss	191
2.	Michael O'Shaughnessy*, Georgia	181
3.	Kolby Branch*, Georgia	178
4.	Zach Yorke*, LSU	176
5.	Lucas Steele*, Auburn	165
6.	<b>Zack Stewart*, Arkansas</b>	<b>163</b>
7.	Daniel Jackson*, Georgia	156
8.	Blake Bevis*, Mississippi State	155
9.	Blake Cyr*, Florida	147
10.	Tyler Cerny*, Kentucky	146

## Walks

1.	Zach Yorke*, LSU	150
2.	Mike Mancini*, Vanderbilt	134
3.	Kolby Branch*, Georgia	126
4.	Talmdage LeCroy, South Carolina	125
5.	Will Furniss, Ole Miss	111
6.	Lucas Steele*, Auburn	107
7.	Michael O'Shaughnessy*, Georgia	101
8.	<b>Damian Ruiz*, Arkansas</b>	<b>98</b>
9.	Ryan Black*, Georgia	96
10.	Steven Milam, LSU	94

## Saves

1.	Jackson Cleveland*, Oklahoma	16
2.	Bryce Calloway*, Georgia	13
	Ethan Harden*, Auburn	13
	Ryan Hetzler*, Auburn	13
	Bo Rhudy*, Tennessee	13
6.	Jacob Faulkner*, Vanderbilt	12
	Kaden Humphrey*, Alabama	12
8.	Ian Lohse, Missouri	10
9.	<b>Gabe Gaekle, Arkansas</b>	<b>9</b>
	Zac Cowan*, LSU	9

## Strikeouts

1.	Hunter Elliott, Ole Miss	284
2.	Ruger Riojas*, Texas	266
3.	Zac Cowan*, LSU	263
	Matt Scott*, Georgia	263
5.	Caden Aoki*, Georgia	252
6.	Liam Peterson, Florida	239
7.	Evan Blanco*, Tennessee	219
8.	Connor Fennell*, Vanderbilt	217
9.	<b>Gabe Gaekle, Arkansas</b>	<b>194</b>
10.	Teddy Brennan*, Georgia	173
	Jack Bennett*, Kentucky	173

\* - Indicates stats from a previous non-SEC school are included

# A ||| QUICK FACTS

## GENERAL INFORMATION

Location..... Fayetteville, Ark.  
 Founded..... 1871  
 Enrollment..... 34,000  
 Nickname..... Razorbacks  
 School Colors..... Cardinal (PMS 201) and White  
 Conference..... Southeastern (SEC)  
 System President..... Jay B. Silveria (Air Force, 1985)  
 Chancellor..... Dr. Charles Robinson (Houston, 1987)  
 Athletics Director..... Hunter Yurachek (Guilford, 1990)  
 Faculty Athletic Rep..... Paul Adams (LSU, 1992)  
 Athletics Website..... ArkansasRazorbacks.com  
 Athletic Department Phone..... (479) 575-6533  
 Ticket Office Phone..... (479) 575-5151

## BAUM-WALKER STADIUM

Home Facility..... Baum-Walker Stadium at George Cole Field  
 Capacity..... 11,121 (8,237 Chairbacks)  
 All-Time Record..... 749-256 (31 seasons, 745)  
 Largest Crowd (actual)..... 12,167 vs. Missouri State (June 6, 2015)  
 Stadium Opening..... April 13, 1996  
 Dedication..... May 3, 1996  
 Field Dimensions..... LL - 320, LC - 375, CF - 400, RC - 365, RL - 312  
 Surface..... Hybrid Bermuda grass

## COACHES & SUPPORT STAFF

Head Coach..... Dave Van Horn (Arkansas, 1988)  
 Record at Arkansas..... 959-486 (24 seasons, .664)  
 Overall Division I Record..... 1,279-643 (32 seasons, .666)  
 Overall as a Head Coach..... 1,544-726 (38 seasons, .680)  
 DI Postseason Appearances (Total/at Arkansas)..... 25/21  
 College World Series Appearances (Total/at Arkansas)..... 10/8  
 (Neb: 2001, 2002; Ark: 2004, 2009, 2012, 2015, 2018, 2019, 2022, 2025)  
 Assistant Coach/Recruiting Coordinator..... Nate Thompson (Dallas Baptist, 2006)  
 Assistant Coach..... Matt Hobbs (Missouri, 2002)  
 Assistant Coach..... Bobby Wernes (Arkansas, 2018)  
 Student Assistant Coach..... Hudson Polk (Arkansas, 2024)  
 Director of Operations..... Clay Goodwin (Arkansas, 2005)  
 Director of Strength & Conditioning..... Hunter Bell (Arkansas-Monticello, 2018)  
 Director of Pitching Development..... Zach Barr (Arkansas, 2017)  
 Director of Baseball Analytics..... DJ Baxendale (Arkansas, 2019)  
 Athletic Trainer..... Corey Wood (East Carolina, 2008)  
 Equipment Manager..... Mark Taylor (Ouachita Baptist, 1988)  
 Strength & Conditioning Assistant..... Rocco Peppi (Fresno State, 2024)  
 Analytics Assistant..... John McElroy (Arkansas, 2023)  
 Quality Control Coach..... Matthew Schluterman (Arkansas, 2024)  
 Student Managers..... Tyler McNeil, Anthony Sanchez, Crew Tidwell, Trip Wright  
 Bullpen Catcher..... Hayden Schnitker  
 Analytics Intern..... Jackson Handler  
 Sports Information Director..... Oliver Grigg (Tulane, 2017)  
 Academics Director..... Jonathan Burgess (Central Arkansas, 2015)  
 Sport Administrator..... Dan Trump (Arkansas, 1992)  
 Administrative Assistant..... Kelly Moore (Arkansas, 2004)

## HISTORY

First Year of Arkansas Baseball..... 1897  
 Years of Varsity Baseball at Arkansas..... 104  
 (1897, 1901-03, 05, 08-16, 19-20, 22-29, 47-2026)  
 All-Time Program Record..... 2,512-1,506-6 (.625)  
 All-Time Conference Record/Years..... SEC: 526-451 (.5396)/34  
 SWC: 249-190 (.567)/23  
 Combined: 775-641 (.547)/57  
 Conference Titles/Years..... SEC Overall: 4/1999, 2004, 2021, 2023  
 SEC Western Division: 9/1999, 2004, 2007, 2011, 2018, 2019, 2021, 2023, 2024  
 SWC: 2/1989, 1990  
 Conference Tournament Record/Years..... SEC: 40-48 (.455)/29  
 SWC: 18-25 (.419)/14  
 Combined: 58-73 (.443)/43  
 Conference Tournament Titles/Years..... SEC: 1/2021  
 SWC: 1/1985  
 NCAA Postseason Appearances..... 36  
 (1973, 79-80, 83, 85-90, 95-96, 98-99, 2002-15, 2017-19, 2021-25)  
 NCAA Postseason Record..... 110-81 (.576)  
 College World Series Appearances..... 12  
 (1979, 1985, 1987, 1989, 2004, 2009, 2012, 2015, 2018, 2019, 2022, 2025)  
 College World Series Record..... 20-24 (.455)  
 NCAA Super Regional Appearances..... 11  
 (2002, 2004, 2009, 2010, 2012, 2015, 2018, 2019, 2021, 2022, 2025)  
 NCAA Super Regional Record..... 18-10 (.643)  
 NCAA Regional Appearances..... 35  
 NCAA Regional Record..... 72-47 (.605)  
 Overall NCAA Regional Hosts..... 11  
 (1999, 2004, 2006-07, 2010, 2017-19, 2021, 2023-25)  
 Best NCAA Finish..... 1979 & 2018 National Runner-Up

## TEAM INFORMATION

2025 Overall Record..... 50-15  
 Home..... 37-4  
 Away..... 8-7  
 Neutral..... 5-4  
 SEC Record..... 20-10  
 SEC Finish..... 2nd  
 SEC Tournament..... T-5th  
 Postseason..... College World Series  
 Lettermen Returning/Lost..... 13/19  
 Position Starters (including DH) Returning/Lost..... 3/5  
 Pitchers Returning/Lost..... 8/8  
 Newcomers/Redshirts..... 22/4

## TOP RETURNING POSITION PLAYERS


Kuhio Aloy	OF	Jr.	.....	.317/.404/.539, 52 R, 15 2B, 13 HR, 70 RBI
Ryder Helfrick	C	So.	.....	.305/.420/.616, 47 R, 10 2B, 15 HR, 38 RBI, 3 SB
Camden Kozeal	INF	Jr.	.....	.333/.386/.539, 49 R, 18 2B, 15 HR, 62 RBI, 2 SB
Reese Robinett	INF	R-Jr.	.....	.260/.400/.438, 16 R, 4 2B, 3 HR, 13 RBI, 1 SB
Nolan Souza	INF	So.	.....	.250/.374/.427, 24 R, 5 2B, 4 HR, 22 RBI, 9 SB

## TOP RETURNING PITCHERS

Parker Coil	LHP	Sr.	.....	3-0, 1.27 ERA, 21.1 IP, 24 SO, 1 SV
Hunter Dietz	LHP	R-So.	.....	0-0, 54.00 ERA, 0.2 IP, 2 SO
Steele Eaves	RHP	So.	.....	1-0, 1.86 ERA, 9.2 IP, 10 SO
Colin Fisher	LHP	Jr.	.....	3-0, 4.62 ERA, 25.1 IP, 31 SO
Gabe Gaeckle	RHP	So.	.....	4-2, 4.42 ERA, 71.1 IP, 92 SO, 2 SV
Cole Gibler	LHP	So.	.....	3-2, 3.99 ERA, 29.1 IP, 57 SO, 1 SV
Tate McGuire	RHP	Jr.	.....	3-2, 4.55 ERA, 27.2 IP, 24 SO, 1 SV
Carson Wiggins	RHP	So.	.....	1-1, 3.21 ERA, 14.0 IP, 20 SO, 3 SV

## TOP NEWCOMERS

Mark Brissey	RHP	Fr.	.....	Batesville, Ark. (Fayetteville HS)
Carson Brumbaugh	INF	Fr.	.....	Edmond, Okla. (Edmond Santa Fe HS)
James DeCremer	RHP	R-So.	.....	Phoenix, Ariz. (Oregon State)
Jackson Kircher	RHP	So.	.....	Little Rock, Ark. (Oklahoma)
Ethan McElvain	LHP	Jr.	.....	Thompson's Station, Tenn. (Vanderbilt)
Maika Niu	OF	Sr.	.....	Mechanicsburg, Pa. (Marshall)
TJ Pompey	INF	Jr.	.....	Coppell, Texas (Texas Tech)
Damian Ruiz	INF	R-Jr.	.....	Livingston, Texas (Lamar)
Landon Schaefer	INF	Fr.	.....	Fayetteville, Ark. (Fayetteville HS)
Zack Stewart	OF	Sr.	.....	Lebanon, Mo. (Missouri State)
Christian Turner	OF	Fr.	.....	Haughton, La. (Haughton HS)



Arkansas catcher **Ryder Helfrick** slashed .305/.420/.616 with 15 home runs and 38 RBI in 2025 to help power the Hogs to their 12th College World Series appearance in program history.



**Baseball America**

April 13

1. UCLA
2. Georgia Tech
3. North Carolina
4. Texas
5. Oregon State
6. Auburn
7. Florida
8. Georgia
9. Texas A&M
10. USC
11. Oklahoma
12. Coastal Carolina
13. Florida State
- 14. Arkansas**
15. NC State
16. Alabama
17. Mississippi State
18. West Virginia
19. Kansas
20. Southern Miss
21. Arizona State
22. Boston College
23. Virginia
24. Ole Miss
25. Liberty

**D1Baseball**

April 13

1. UCLA
2. Georgia Tech
3. North Carolina
4. Texas
5. Georgia
6. Oregon State
7. Coastal Carolina
8. Florida State
9. Virginia
10. Texas A&M
11. Alabama
12. Southern California
13. Auburn
14. Oklahoma
15. West Virginia
- 16. Arkansas**
17. Mississippi State
18. Kansas
19. Oregon
20. Florida
21. UCF
22. Southern Miss
23. Arizona State
24. Boston College
25. Ole Miss

**NCBWA**

April 13

1. UCLA
2. Georgia Tech
3. North Carolina
4. Texas
5. Oregon State
6. Georgia
7. Coastal Carolina
8. USC
9. Florida State
10. Texas A&M
11. West Virginia
12. Auburn
13. Florida
14. Oklahoma
15. Mississippi State
16. Alabama
17. Southern Miss
- 18. Arkansas**
19. Virginia
20. Oregon
21. Arizona State
22. Ole Miss
23. Kansas
24. Nebraska
25. Boston College

**Perfect Game**

April 13

1. UCLA
2. Georgia Tech
3. North Carolina
4. Texas
5. Georgia
6. Oregon State
7. Coastal Carolina
8. Alabama
9. USC
10. Auburn
11. Florida
12. Florida State
13. West Virginia
14. Texas A&M
15. Mississippi State
16. Virginia
17. Oregon
18. Arizona State
19. Boston College
20. Miami
21. Kansas
22. Nebraska
23. Missouri State
24. UCF
25. Ole Miss

**USA Today Coaches**

April 13

1. UCLA
2. Georgia Tech
3. North Carolina
4. Texas
5. Georgia
6. Oregon State
7. Texas A&M
8. Coastal Carolina
9. Southern California
10. Florida State
11. Auburn
12. Virginia
13. Alabama
14. Oklahoma
15. West Virginia
16. Mississippi State
- 17. Arkansas**
18. Florida
19. Oregon
20. Southern Miss
21. Kansas
22. Arizona State
23. Ole Miss
24. Boston College
25. Nebraska

**ARKANSAS IN THE POLLS**

	BA	D1Baseball	NCBWA	Perfect Game	USA Today
Preseason	10	7	5	4	5
Feb. 17	10	8	8	4	5
Feb. 23	9	6	6	4	6
March 2	9	6	8	9	9
March 10	8	5	6	7	6
March 16	5	4	5	5	7
March 23	5	4	6	4	6
March 30	16	17	15	19	16
April 6	22	22	23	NR	22
April 13	14	16	18	NR	17
April 20					
April 27					
May 4					
May 11					
May 18					
May 25					
June 2					
Final					

BA - Baseball America  
 D1 - D1Baseball  
 PG - Perfect Game  
 USA Today - USA Today Coaches Poll  
 NCBWA - National Collegiate Baseball Writers Association



||| HEAD COACH DAVE VAN HORN



DAVE  
VAN HORN

**COACH**

**OF THE YEAR**

2004 • 2021 • 2023



**PERSONAL**

Born: Sept. 17, 1960  
 Hometown: Kansas City, Mo.  
 Alma Mater: Arkansas (1988)  
 Masters of Science: East Texas A&M (1992)  
 Wife: Karen; Children: Hollan, Mariel  
 Named Head Coach at Arkansas: June 21, 2002

**COACHING HISTORY**

2003-pres. Arkansas (Head Coach)  
 1998-2002 Nebraska (Head Coach)  
 1995-97 Northwestern State (Head Coach)  
 1994 Central Missouri State (Head Coach)  
 1989-93 Texarkana Community College (Head Coach)  
 1985-88 Arkansas (Graduate Assistant)

**PLAYING HISTORY**

1982-84 Atlanta Braves organization  
 1982 Arkansas  
 1980-81 McLennan Community College

**MLB DRAFT HISTORY**

1982 MLB Draft: 10th Round (Atlanta Braves)  
 1981 MLB Draft: 10th Round (Chicago White Sox)

**COACHING HONORS**

2023 SEC Coach of the Year  
 2021 SEC Coach of the Year  
 2004 SEC Coach of the Year  
 2001 Baseball America National Coach of the Year  
 2001 Big 12 Coach of the Year  
 2001 ABCA Midwest Region Coach of the Year  
 2000 ABCA Midwest Region Coach of the Year  
 1997 Southland Coach of the Year  
 1995 Southland Coach of the Year  
 1994 NCAA Division II Coach of the Year  
 1994 ABCA Central Region Coach of the Year

**HALL OF FAME & CAREER HONORS**

2026 McLennan Community College Jersey Retirement  
 2024 University of Arkansas Sports Hall of Honor  
 2019 Arkansas Sports Hall of Fame  
 2013 Winnetonka High School Hall of Fame  
 2012 Ban Johnson League Hall of Fame  
 2001 Central Missouri State Hall of Fame

Dave Van Horn, the three-time SEC Coach of the Year, has elevated Arkansas into one of the nation's premier college baseball programs ever since returning to his alma mater to take over for legendary head baseball coach Norm DeBriyn.

In his 24th season as head coach in 2026, Van Horn, the second-winningest coach in Arkansas baseball history, has led the Razorbacks to eight College World Series appearances, including a runner-up finish (2018) and five top-five finishes (2009, 2012, 2018, 2022 & 2025), 21 NCAA Tournament berths, three SEC overall titles (2004, 2021 & 2023), eight SEC Western Division championships, one SEC Tournament title (2021) and 959 overall wins, including 383 SEC victories.

Van Horn, whose 1,544 career wins are the most among all active Division I head coaches, is one of only five head coaches in college baseball history with 300 or more SEC wins in their career. He is also just the fourth coach in college baseball history, and only the third active coach, to win 900 games at an SEC program, along with Mississippi State Ron Polk, Vanderbilt's Tim Corbin and Ole Miss' Mike Bianco.

Year in and year out, Van Horn has produced nationally competitive teams and developed elite-level student-athletes on and off the field, including three Golden Spikes Award winners in outfielder Andrew Benintendi (2015), pitcher Kevin Koppes (2021) and infielder Wehiwa Aloy (2025), two and Dick Howser Trophy winners in Benintendi (2015) and Koppes (2021) as well as countless All-Americans, All-SEC performers and professional baseball players.

Under Van Horn's guidance, the Razorbacks boast 39 All-America honorees, 56 All-SEC selections and 155 Major League Baseball draft picks – and counting.

HOGS VS. 2026 OPPONENTS UNDER DVH				
	W-L	Home	Away	Neutral
Alabama	41-31	21-9	18-18	2-4
Arkansas State	6-1	6-1	0-0	0-0
Auburn	42-26	20-10	20-16	2-0
Florida	32-29	15-9	11-16	6-4
Georgia	26-23	15-8	10-13	1-2
Kentucky	30-16	16-5	14-10	0-1
Little Rock	8-2	8-2	0-0	0-0
Mississippi State	40-30	22-14	16-14	2-2
Missouri	20-4	13-2	7-2	0-0
Missouri State	21-13	13-9	8-4	0-0
Northern Colorado	9-1	9-1	0-0	0-0
Northwestern State	5-1	5-1	0-0	0-0
Oklahoma	3-4	1-1	2-2	0-1
Oklahoma State	9-7	2-3	4-2	3-2
Ole Miss	39-45	17-19	15-18	7-8
Oral Roberts	20-6	14-3	5-3	1-0
South Carolina	37-25	17-10	16-11	4-4
Stetson	2-2	2-2	0-0	0-0
Tarleton State	1-0	0-0	0-0	1-0
TCU	5-4	2-2	0-0	3-2
Texas Tech	8-1	3-0	0-0	5-1
UAPB	8-0	6-0	0-0	2-0
UCA	7-0	6-0	0-0	1-0
UT Arlington	7-1	2-1	2-0	3-0
Xavier	3-0	3-0	0-0	0-0

**VAN HORN'S CAREER NUMBERS**

Year	School	Record	Pct.	Conf.	Place	Conf. Tourn.	NCAA
1989	Texarkana CC	39-18	.684	N/A	N/A	N/A	--
1990	Texarkana CC	44-14	.759	N/A	N/A	N/A	--
1991	Texarkana CC	45-12	.789	N/A	N/A	N/A	--
1992	Texarkana CC	48-10	.827	N/A	1st	N/A	--
1993	Texarkana CC	38-18	.678	N/A	N/A	N/A	--
<b>Total</b>		<b>214-72</b>	<b>.748</b>	<b>--</b>	<b>--</b>	<b>--</b>	<b>--</b>
1994	Central Missouri St.	51-11	.823	15-1	1st (Div.)	1st (4-1)	NCAA DII Champs (7-1)
<b>Total</b>		<b>51-11</b>	<b>.823</b>	<b>15-1</b>	<b>--</b>	<b>1 (4-1)</b>	<b>1 (7-1)</b>
1995	Northwestern St.	37-15	.711	19-5	1st	DNP (0-2)	--
1996	Northwestern St.	34-27	.557	14-16	2nd (Div.)	2nd (3-2)	--
1997	Northwestern St.	35-23	.603	19-9	1st	DNP (0-2)	--
<b>Total</b>		<b>106-65</b>	<b>.620</b>	<b>52-30</b>	<b>--</b>	<b>3 (3-6)</b>	<b>--</b>
1998	Nebraska	24-20	.545	10-13	7th	DNQ	DNQ
1999	Nebraska	42-18	.700	16-9	5th	1st (4-0)	NCAA (1-2)
2000	Nebraska	51-17	.750	21-9	2nd	1st (5-1)	NCAA (4-2)
2001	Nebraska	50-16	.758	20-8	1st	1st (4-0)	CWS (5-2)
2002	Nebraska	47-21	.691	16-11	2nd	2nd (3-1)	CWS (5-3)
<b>Total</b>		<b>214-92</b>	<b>.699</b>	<b>67-39</b>	<b>--</b>	<b>4 (16-2)</b>	<b>4 (15-9)</b>
2003	Arkansas	35-22	.612	14-16	6th West	T-7th (0-2)	NCAA (1-2)
2004	Arkansas	45-24	.652	19-11	T-1st Overall	4th (2-2)	CWS (6-3)
2005	Arkansas	39-22	.636	13-17	T-5th West	T-7th (0-2)	NCAA (2-2)
2006	Arkansas	39-21	.650	18-12	2nd West	T-7th (0-2)	NCAA (1-2)
2007	Arkansas	43-21	.672	18-12	1st West	2nd (3-1)	NCAA (2-2)
2008	Arkansas	34-24	.586	14-15	4th West	DNQ	NCAA (0-2)
2009	Arkansas	41-24	.631	14-15	4th West	4th (2-2)	CWS (7-2)
2010	Arkansas	43-21	.672	18-12	2nd West	T-7th (0-2)	NCAA (3-3)
2011	Arkansas	40-22	.645	15-15	1st West	T-3rd (2-2)	NCAA (2-2)
2012	Arkansas	46-22	.676	16-14	T-2nd West	T-9th (0-2)	CWS (7-3)
2013	Arkansas	39-22	.639	18-11	2nd West	T-3rd (2-1)	NCAA (2-2)
2014	Arkansas	40-25	.615	16-14	4th West	T-3rd (3-2)	NCAA (2-2)
2015	Arkansas	40-25	.615	17-12	3rd West	T-5th (2-2)	CWS (5-3)
2016	Arkansas	26-29	.473	7-23	7th West	DNQ	DNQ
2017	Arkansas	45-19	.703	18-11	2nd West	2nd (3-2)	NCAA (3-2)
2018	Arkansas	48-21	.696	18-12	T-1st West	T-3rd (2-1)	CWS Runner-Up (9-3)
2019	Arkansas	46-20	.697	20-10	T-1st West	T-5th (1-2)	CWS (5-3)
2020	Arkansas	11-5	.688	--	--	--	--
2021	Arkansas	50-13	.794	22-8	1st Overall	1st (4-0)	NCAA (4-3)
2022	Arkansas	46-21	.687	18-12	2nd West	T-7th (0-2)	CWS (8-3)
2023	Arkansas	43-18	.705	20-10	T-1st Overall	T-3rd (2-1)	NCAA (2-2)
2024	Arkansas	44-16	.733	20-10	1st West	T-7th (0-2)	NCAA (1-2)
2025	Arkansas	50-15	.769	20-10	2nd	T-5th (0-1)	CWS (7-2)
2026	Arkansas	26-14	.650	9-8	--	--	--
<b>Total</b>		<b>959-486</b>	<b>.664</b>	<b>382-290</b>	<b>--</b>	<b>20 (28-33)</b>	<b>21 (79-50)</b>
<b>Career Totals</b>		<b>1,544-726</b>	<b>.680</b>	<b>516-360</b>	<b>--</b>	<b>51-42 (.548)</b>	<b>101-60 (.627)</b>

# A ||| THE ARKANSAS RAZORBACKS



**1**  
**CARSON BRUMBAUGH**  
Fr. • 6-3 • 215 • R/R  
INF • Edmond, Okla.



**3**  
**NOLAN SOUZA**  
Jr. • 6-3 • 215 • L/R  
INF • Honolulu, Hawai'i



**4**  
**MAIKA NIŪ**  
Sr. • 6-1 • 190 • R/R  
OF • Mechanicsburg, Pa.




**5**  
**TJ POMPEY**  
Jr. • 6-4 • 215 • R/R  
INF • Coppel, Texas



**8**  
**CAMDEN KOZEAL**  
Jr. • 5-10 • 205 • L/R  
INF • Omaha, Neb.



**9**  
**ALEXANDER PECK**  
Fr. • 6-4 • 205 • R/R  
INF • Franklin, Tenn.



**10**  
**TYLER HOLLAND**  
R-Fr. • 6-1 • 195 • R/R  
INF • Mission Viejo, Calif.



**11**  
**LUKE CORNELISON**  
Fr. • 6-1 • 205 • R/R  
INF/RHP • Springdale, Ark.



**12**  
**CARTER RUTENBAR**  
Fr. • 5-11 • 195 • L/R  
C • Midlothian, Texas



**13**  
**STEELE EAVES**  
So. • 6-0 • 210 • R/R  
RHP • Lonoke, Ark.



**14**  
**MARK BRISSEY**  
Fr. • 6-3 • 215 • R/R  
RHP • Batesville, Ark.



**15**  
**JACKSON KIRCHER**  
So. • 6-4 • 215 • R/R  
RHP • Little Rock, Ark.




**16**  
**CHRISTIAN TURNER**  
Fr. • 6-0 • 180 • L/R  
C • Houghton, La.



**17**  
**ZACK STEWART**  
Sr. • 6-2 • 220 • L/R  
OF • Lebanon, Mo.



**18**  
**REESE ROBINETT**  
R-Jr. • 6-3 • 220 • L/R  
INF • Kennett, Mo.



**19**  
**CARSON WILLIS**  
R-Fr. • 5-11 • 205 • R/R  
C • Hot Springs, Ark.




**20**  
**GABE GAECKLE**  
Jr. • 6-0 • 190 • R/R  
RHP • Aptos, Calif.



**21**  
**BRENTON CLARK**  
R-Fr. • 5-11 • 195 • L/R  
OF • Texarkana, Texas



**22**  
**PEYTON LEE**  
Fr. • 6-5 • 205 • R/R  
RHP • Maumelle, Ark.




**24**  
**LANDON SCHAEFER**  
Fr. • 6-3 • 190 • R/R  
INF/OF • Fayetteville, Ark.



**25**  
**KUHIO ALOY**  
Jr. • 6-1 • 205 • R/R  
INF • Wailuku, Hawai'i



**26**  
**TATE MCGUIRE**  
Jr. • 6-3 • 215 • R/R  
RHP • Liberty, Mo.



**27**  
**RYDER HELFRICK**  
Jr. • 6-1 • 210 • R/R  
C • Discovery Bay, Calif.



**28**  
**JORDAN MARTIN**  
Fr. • 6-6 • 225 • R/R  
RHP • Jefferson City, Mo.



**29**  
**COLE GIBLER**  
So. • 6-2 • 205 • L/L  
LHP • Blue Springs, Mo.



**32**  
**HUNTER DIETZ**  
R-So. • 6-6 • 235 • R/R  
LHP • Trinity, Fla.




**33**  
**ETHAN McELVAIN**  
Jr. • 6-4 • 250 • S/L  
LHP • Thompson's Station, Tenn.



**34**  
**JOEY LORENZINI**  
Fr. • 6-5 • 225 • L/L  
LHP • Rocklin, Calif.



**35**  
**CAYDEN MITCHELL**  
Fr. • 6-2 • 205 • R/L  
INF • Arlington, Texas



**36**  
**PARKER COIL**  
Sr. • 6-3 • 195 • R/L  
LHP • Edmond, Okla.



**37**  
**GRANT WREN**  
Fr. • 6-4 • 210 • R/R  
RHP • Melbourne, Ark.



**38**  
**COLIN FISHER**  
Jr. • 6-3 • 225 • L/L  
LHP • Noble, Okla.



**39**  
**JACOB IMOTO**  
So. • 6-3 • 200 • L/L  
LHP • Vista, Calif.



**40**  
**JAMES DeCREMAR**  
R-So. • 6-1 • 205 • R/R  
RHP • Phoenix, Ariz.




**42**  
**DAMIAN RUIZ**  
R-Jr. • 6-0 • 190 • R/R  
OF • Livingston, Texas



**44**  
**CARSON WIGGINS**  
So. • 6-5 • 215 • R/R  
RHP • Roland, Okla.




**45**  
**TYE BRISCOE**  
Fr. • 5-11 • 195 • L/L  
UTL • Abilene, Texas



**48**  
**COOPER DOSSETT**  
R-Jr. • 6-0 • 210 • R/R  
RHP • Springdale, Ark.



**55**  
**BRENDAN KLEIMAN**  
Grad. • 5-10 • 190 • R/R  
C • Olney, Md.



**2**  
**DAVE VAN HORN**  
Head Coach  
24th Season



**30**  
**NATE THOMPSON**  
Assistant Coach  
9th Season



**47**  
**MATT HOBBS**  
Assistant Coach  
8th Season



**7**  
**BOBBY WERNES**  
Assistant Coach  
6th Season



**6**  
**HUDSON POLK**  
Offensive Analyst  
2nd Season



**CLAY GOODWIN**  
Director of Operations  
19th Season



**HUNTER BELL**  
Strength & Conditioning  
4th Season



**ZACH BARR**  
Pitching Development  
9th Season



**DJ BAXENDALE**  
Baseball Analytics  
7th Season



No.	Player	Pos.	Yr.	Ht.	Wt.	B/T	Hometown / High School / Previous School
1	Carson Brumbaugh	INF	Fr.	6-3	215	R/R	Edmond, Okla. / Edmond Santa Fe HS
3	Nolan Souza	INF	Jr.	6-3	215	L/R	Honolulu, Hawai'i / Punahou School
4	Maika Niu	OF	Sr.	6-1	190	R/R	Mechanicsburg, Pa. / Trinity HS / New Orleans / Marshall
5	TJ Pompey	INF	Jr.	6-4	215	R/R	Coppell, Texas / Coppell HS / Texas Tech
8	Camden Kozeal	INF	Jr.	5-10	205	L/R	Omaha, Neb. / Millard South HS / Vanderbilt
9	Alexander Peck	INF	Fr.	6-4	205	R/R	Franklin, Tenn. / University School of Nashville
10	Tyler Holland	INF	R-Fr.	6-1	195	R/R	Mission Viejo, Calif. / Mission Viejo HS
11	Luke Cornelison	INF/RHP	Fr.	6-1	205	R/R	Springdale, Ark. / Har-Ber HS
12	Carter Rutenbar	C	Fr.	5-11	195	L/R	Midlothian, Texas / Midlothian Heritage HS
13	Steele Eaves	RHP	So.	6-0	210	R/R	Lonoke, Ark. / Lonoke HS
14	Mark Brissey	RHP	Fr.	6-3	215	R/R	Batesville, Ark. / Fayetteville HS
15	Jackson Kircher	RHP	So.	6-4	215	R/R	Little Rock, Ark. / Little Rock Christian Academy / Oklahoma
16	Christian Turner	OF	Fr.	6-0	180	L/R	Haughton, La. / Haughton HS
17	Zack Stewart	OF	Sr.	6-2	220	L/R	Lebanon, Mo. / Lebanon HS / Missouri State
18	Reese Robinett	INF	R-Jr.	6-3	220	L/R	Kennett, Mo. / Kennett HS
19	Carson Willis	C	R-Fr.	5-11	205	R/R	Hot Springs, Ark. / P27 Academy
20	Gabe Gaeckle	RHP	Jr.	6-0	190	R/R	Aptos, Calif. / Aptos HS
21	Brenton Clark	OF	R-Fr.	5-11	195	L/R	Texarkana, Texas / Pleasant Grove HS
22	Peyton Lee	RHP	Fr.	6-5	205	R/R	Maumelle, Ark. / Maumelle HS
24	Landon Schaefer	INF/OF	Fr.	6-3	190	R/R	Fayetteville, Ark. / Fayetteville HS
25	Kuhio Aloy	OF	Jr.	6-1	205	R/R	Wailuku, Hawai'i / H.P. Baldwin HS / BYU
26	Tate McGuire	RHP	Jr.	6-3	215	R/R	Liberty, Mo. / Liberty North HS
27	Ryder Helfrick	C	Jr.	6-1	210	R/R	Discovery Bay, Calif. / Clayton Valley Charter HS
28	Jordan Martin	RHP	Fr.	6-6	225	R/R	Jefferson City, Mo. / Jefferson City HS
29	Cole Gibler	LHP	So.	6-2	205	L/L	Blue Springs, Mo. / Blue Springs HS
32	Hunter Dietz	LHP	R-So.	6-6	235	R/L	Trinity, Fla. / Calvary Christian HS
33	Ethan McElvain	LHP	Jr.	6-4	250	S/L	Thompson's Station, Tenn. / Nolensville HS / Vanderbilt
34	Joey Lorenzini	LHP	Fr.	6-5	225	L/L	Rocklin, Calif. / Rocklin HS
35	Cayden Mitchell	INF	Fr.	6-2	205	R/R	Arlington, Texas / Mansfield Timberview HS
36	Parker Coil	LHP	Sr.	6-3	195	R/L	Edmond, Okla. / Edmond Memorial HS
37	Grant Wren	RHP	Fr.	6-4	210	R/R	Melbourne, Ark. / Melbourne HS
38	Colin Fisher	LHP	Jr.	6-3	225	L/L	Noble, Okla. / Noble HS
39	Jacob Imoto	LHP	So.	6-3	200	L/L	Vista, Calif. / Mission Hills HS / Palomar College
40	James DeCremer	RHP	R-So.	6-1	205	R/R	Phoenix, Ariz. / Brophy College Prep / Oregon State
42	Damian Ruiz	OF	R-Jr.	6-0	190	R/R	Livingston, Texas / Livingston HS / Houston Christian / Lamar
44	Carson Wiggins	RHP	So.	6-5	215	R/R	Roland, Okla. / Roland HS
45	Tye Briscoe	UTL	Fr.	5-11	195	L/L	Abilene, Texas / Wylie HS
48	Cooper Dossett	RHP	R-Jr.	6-0	210	R/R	Springdale, Ark. / Har-Ber HS
55	Brendan Kleiman	C	Grad.	5-10	190	R/R	Olney, Md. / Sherwood HS / Frederick CC / Eastern Michigan

**Coaches & Support Staff**

Head Coach:	2 Dave Van Horn, 24th Season (Arkansas, 1988)
Assistant Coach/Recruiting Coordinator:	30 Nate Thompson, 9th Season (Dallas Baptist, 2006)
Assistant Coach:	47 Matt Hobbs, 8th Season (Missouri, 2002)
Assistant Coach:	7 Bobby Wernes, 6th Season (Arkansas, 2016)
Offensive Analyst:	6 Hudson Polk, 2nd Season (Arkansas, 2024)
Director of Operations:	Clay Goodwin, 19th Season (Arkansas, 2005)
Director of Strength & Conditioning:	Hunter Bell, 4th Season (Arkansas-Monticello, 2018)
Director of Pitching Development:	Zach Barr, 9th Season (Arkansas, 2017)
Director of Baseball Analytics:	DJ Baxendale, 7th Season (Arkansas, 2012)
Athletic Trainer:	Corey Wood, 15th Season (East Carolina, 2008)
Equipment Manager:	Mark Taylor, 35th Season (Ouachita Baptist, 1988)
Strength & Conditioning Assistant:	Rocco Peppi (Fresno State, 2024)
Analytics Assistant:	John McElroy (Arkansas, 2023)
Quality Control Coach:	Matthew Schluterman (Arkansas, 2024)
Student Managers:	Tyler McNiel, Anthony Sanchez, Crew Tidwell, Trip Wright
Bullpen Catcher:	Hayden Schnitker
Analytics Intern:	Jackson Handler
Sports Information Director:	Oliver Grigg, 6th Season (Tulane, 2017)
Academics Director:	Jonathan Burgess, 5th Season (Central Arkansas, 2015)
Sport Administrator:	Dan Trump, 1st Season (Cal, 1992)
Administrative Assistant:	Kelly Moore, 23rd Season (Arkansas, 2004)

**Pronunciation Guide**

<b>Kuhio Aloy</b> .....	koo-hee-oh ah-loy
James <b>DeCremer</b> .....	deh-kramer
Hunter <b>Dietz</b> .....	deets
Cooper <b>Dossett</b> .....	dah-sit
Gabe <b>Gaeckle</b> .....	gack-uhl
Jacob <b>Imoto</b> .....	ee-moto
Jackson <b>Kircher</b> .....	kerr-sure
Camden <b>Kozeal</b> .....	koe-zhull
Ethan <b>McElvain</b> .....	mackel-vain
<b>Maika Niu</b> .....	micah new
TJ <b>Pompey</b> .....	pomp-ee
Nolan <b>Souza</b> .....	sue-zuh
Bobby <b>Wernes</b> .....	wer-niss



## THE STARTERS

**#27 RYDER HELFRICK** C JR. **.292/.434/.606**

Owned a team-leading 26-game reached base streak ... Team leader in home runs (12) and walks (39) ... Homered twice vs. Oklahoma State (Feb. 13) at Globe Life Field on Opening Day ... First Hog with multiple homers on Opening Day since OF Heston Kjerstad in 2020 ... Connected on third home run of the season against Xavier (Feb. 21) before belting his fourth in the series finale against Xavier (Feb. 22) ... Homered in the season finale against Florida (March 29) ... Three hits, including a home run, at #18 Auburn (April 2) ... Had his second multi-homer game of the season at #18 Auburn (April 3) ... In 2025, played in 61 games with 56 starts (all at catcher) ... Slashed .305/.420/.616 with 15 homers and 38 RBI ... 47 runs ... 58 hits with 10 doubles and two triples ... 32 walks ... 3-for-5 in stolen base attempts ... 14 multi-hit games and 11 multi-RBI games ... Season-long 10-game hitting streak and 17-game reached base streak.

**#18 REESE ROBINETT** 1B R-JR. **.238/.356/.341**

Third on the team in doubles (10) ... Doubled twice vs. Tarleton State (Feb. 16) at Globe Life Field in the Amegy Bank College Baseball Series ... Swatted first home run of the season against Stetson (March 9) ... Collected an RBI in the series opener against Florida (March 27) ... In 2025, played in 32 games with 18 starts (all at first base) ... Slashed .260/.400/.438 with three home runs and 13 RBI ... Scored 16 runs on the year ... Totaled 19 hits, including four doubles ... Drew 16 walks ... 1-for-1 in stolen base attempts ... Recorded three multi-hit games and two multi-RBI games ... Had a season-long six-game hitting streak and nine-game reached base streak.

**#3 NOLAN SOUZA** DH JR. **.267/.340/.400**

Second on the team in doubles (12) and in steals (10) ... Two hits, including a double, vs. Oklahoma State (Feb. 13) at Globe Life Field on Opening Day ... Three RBI against Stetson (March 7) ... Two hits, including a double, against #3 Mississippi State (March 13) on SEC Opening Day ... Three hits, including a homer, at South Carolina (March 22) ... Three RBI in the series-clinching win at #8 Alabama (April 10) ... In 2025, played in 32 games with 28 starts (all at second base) before a season-ending injury ... Slashed .250/.374/.427 with four homers and 22 RBI ... 24 hits, including five doubles ... 19 walks ... 9-for-9 on stolen base attempts ... Five multi-hit games and six multi-RBI games.

**#5 TJ POMPEY** 3B JR. **.261/.338/.513**

Third on the team in home runs (8) ... Two hits and an RBI in Razorback debut vs. Oklahoma State (Feb. 13) at Globe Life Field ... Swatted first home run as a Hog against Oral Roberts (March 3) ... Walk-off solo homer against #3 Mississippi State (March 13) on SEC Opening Day ... Two-run homer at South Carolina (March 20) ... Homered twice, including a grand slam, against UCA (March 24) ... Blasted a two-run home run at #8 Alabama (April 10) in the series opener before turning in a three-hit, four-RBI day, including a three-run homer, in the series-clinching win at #8 Alabama (April 11) ... Named SEC Player of the Week after his six-RBI weekend at #8 Alabama (April 10-12) ... Texas Tech transfer ... Played in 19 games with 18 starts before a season-ending injury in 2025 ... Slashed .348/.397/.623 with five homers and 15 RBI ... Had 24 hits, including four doubles ... 5-for-5 in stolen bases.

**#8 CAMDEN KOZEAL** SS JR. **.299/.396/.571**

Team leader in hits (46) doubles (13), RBI (43) and total bases (88) ... Second in home runs (9) ... Homered vs. Oklahoma State (Feb. 14) at Globe Life Field on Opening Day ... Hit game-tying solo shot in the ninth inning vs. Texas Tech (Feb. 16) at Globe Life Field ... Hit a three-run homer in the home opener against Xavier (Feb. 20) ... Hit for the cycle against Xavier (Feb. 21), becoming the third Razorback in the Dave Van Horn era to accomplish the feat ... Blasted a three-run home run against UT Arlington (Feb. 28) ... Hit a grand slam and finished with five RBI at Missouri State (March 31) ... Doubled and homered at #8 Alabama (April 10) ... In 2025, earned All-SEC honors at first base ... Played in 60 games with 55 starts (30 at first base, 25 at second base) ... Slashed .333/.386/.606 with 15 home runs and 62 RBI in his first season as a Razorback ... Scored 49 runs on the year ... Totaled 77 hits, including 18 doubles ... Drew 19 walks ... 2-for-3 in stolen base attempts ... Recorded 23 multi-hit games and 16 multi-RBI games, including a team-leading three 5+ RBI games ... Had a season-long eight-game hitting streak and 14-game reached base streak.

**#42 DAMIAN RUIZ** LF R-JR. **.333/.474/.514**

Team leader in stolen bases (11) ... Had a hit and scored a run in his Razorback debut vs. Oklahoma State (Feb. 13) at Globe Life Field on Opening Day ... Drew a career-high four walks and reached base in all six plate appearances vs. Texas Tech (Feb. 15) at Globe Life Field ... Reached base in 13 consecutive plate appearances vs. Oklahoma State, #10 TCU, Texas Tech and Tarleton State (Feb. 13-16), the longest streak by a Hog in the Dave Van Horn era ... Hit first home run as a Razorback in double midweek series opener against Northern Colorado (March 17) ... Homered in consecutive games at South Carolina (March 20-21) ... Belted his fourth home run of the season against #5 Georgia (April 17) ... Lamar transfer ... 2025 Southland Conference Hitter of the Year ... First Team All-Southland Conference ... Slashed .388/.511/.607 with seven homers and 46 RBI ... Scored 76 runs, breaking the program's single-season record ... Team-leading 83 hits, including a team-high 22 doubles and two triples ... Drew 50 walks ... 14-of-15 in stolen base attempts ... 25 multi-hit games, including six three-hit games ... Broke program's single-season record for longest hitting streak (32 games) and reached base streak (49 games).

**#4 MAIKA NIU** CF SR. **.261/.323/.428**

Tied for second in steals (10) ... Second in multi-hit games (13) ... Third in RBI (31) ... Tied for fifth in home runs (5) ... Two hits, including a walk-off three-run homer, and four RBI in Razorback debut vs. Oklahoma State (Feb. 13) at Globe Life Field ... Slugged second homer of the year against Arkansas State (Feb. 24) ... Three-run homer against UT Arlington (Feb. 28) ... Hit two homers and matched career high with six RBI at South Carolina (March 20) ... Marshall transfer ... Played in 54 games in 2025 ... Slashed .276/.343/.560 with a team-best 15 homers and 52 RBI ... Team-high 55 runs ... 67 hits with 14 doubles and five triples ... 25 walks ... 14-for-15 in steals ... MVP of Cape Cod Baseball League, slashing .280/.364/.508 with a league-leading eight homers and 23 RBI in 35 games for Falmouth Commodores.

**#17 ZACK STEWART** RF SR. **.292/.412/.521**

Fourth on the team in home runs (6) ... Swatted his first homer as a Hog in a start against Xavier (Feb. 22) ... Belted second homer against Arkansas State (Feb. 24) ... Hit third home run of the campaign against Oral Roberts (March 3) ... Swatted his fourth home run of the season against #3 Mississippi State (March 13) on SEC Opening Day, finishing the game with two RBI ... Recorded the 200th hit of his collegiate career on a double at South Carolina (March 22) ... Hit 50th homer of collegiate career against Little Rock (April 7) ... Missouri State transfer ... In 2025, played in 51 games with 50 starts ... Slashed .269/.371/.495 with 11 homers and 31 RBI ... 37 runs ... Totaled 48 hits, including eight doubles ... Drew 27 walks ... 2-for-2 in stolen base attempts ... Recorded 12 multi-hit games and eight multi-RBI games ... Became the fourth player in Missouri State history with three double-digit home run seasons.

**#25 KUHIO ALOY** DH JR. **.272/.336/.432**

Began season on a 15-game hitting streak ... Tied for third on the team in RBI (30) ... Two hits and two RBI vs. Oklahoma State (Feb. 13) at Globe Life Field on Opening Day ... Blasted first homer of the season vs. #10 TCU (Feb. 14) at Globe Life Field ... Walk-off single against Xavier (Feb. 21) ... Three hits at #8 Alabama (April 11) ... In 2025, became 38th All-American in program history, earning honors from the College Baseball Foundation (First Team), ABCA/Rawlings (Second Team) and NCBWA (Second Team) ... Semifinalist for the Dick Howser Trophy ... Earned first-team All-SEC honors as DH ... Played in 61 games with 60 starts (59 as DH, one in right field) ... Slashed .317/.404/.539 with 13 homers and a team-high 70 RBI ... Scored 52 runs ... 77 hits, including 15 doubles ... 31 walks ... 20 multi-hit games and a team-leading 19 multi-RBI games ... Season-long 12-game hitting streak and 21-game reached base streak.

## THE BENCH

**#1 CARSON BRUMBAUGH** INF FR.

Has played in 17 games with 15 starts ... One appearance on the mound ... First collegiate hit vs. #10 TCU (Feb. 14) at Globe Life Field ... Two doubles and first collegiate RBI against UT Arlington (March 1) ... Doubled and drove in a run against Stetson (March 6) ... Attended Edmond Santa Fe High School in Edmond, Okla. ... Ranked by Perfect Game as the No. 77 overall prospect and the No. 31 shortstop in the class of 2025 ... Rated the No. 3 overall prospect and the No. 3 shortstop in Oklahoma by Perfect Game ... Father, Cliff, played in the MLB for the Texas Rangers (2001) and Colorado Rockies (2001) ... Brother, Cayden, currently plays at Oklahoma after beginning his collegiate career at Oklahoma State (2022) and Nebraska (2023-25).

**#9 ALEXANDER PECK** INF FR.

Has played in 11 games with two starts ... Made collegiate debut as a pinch hitter vs. #10 TCU (Feb. 14) at Globe Life Field ... Collected first hit as a pinch hitter against UT Arlington (March 1) ... Made SEC debut at South Carolina (March 20), drawing a walk and scoring a run ... Made first SEC start at first base at #8 Alabama (April 11) ... Attended University School of Nashville in Nashville, Tenn. ... Ranked by Perfect Game as the No. 175 overall prospect and the No. 52 shortstop in the class of 2025 ... Rated the No. 4 overall prospect and the No. 2 shortstop in Tennessee by Perfect Game.

**#11 LUKE CORNELISON** INF FR.

Has played in one game ... Four appearances on the mound ... Made his collegiate debut as a defensive sub against UT Arlington (Feb. 27) ... Attended Har-Ber High School in Springdale, Ark. ... Ranked by Perfect Game as the No. 261 overall prospect and the No. 18 third baseman in the class of 2025 ... Rated the No. 5 overall prospect and the No. 1 third baseman in Arkansas by Perfect Game.

**#12 CARTER RUTENBAR** C FR.

Has played in 31 games with 20 starts ... Slashing .322/.438/.471 with seven doubles, two home runs and nine RBI ... Made collegiate debut and first collegiate start vs. Texas Tech (Feb. 15) at Globe Life Field, collecting his first hit ... Recorded first collegiate RBI against UT Arlington (March 1) ... Doubled and drove in a run against Stetson (March 7) ... Made first start in right against Stetson (March 8) and drew three walks ... Four hits in a start as designated hitter against Stetson (March 9) ... Made his SEC debut in a start at first base against #3 Mississippi State (March 13) on SEC Opening Day ... RBI double in a start as designated hitter against Florida (March 27) ... Recorded consecutive multi-hit games at #18 Auburn (April 2-3) ... Hit his second home run of the season against #5 Georgia (April 16) ... Attended Midlothian Heritage High School in Midlothian, Texas ... Ranked by Perfect Game as the No. 451 overall prospect and the No. 46 catcher in the class of 2025 ... Rated the No. 42 overall prospect and the No. 3 catcher in Texas by Perfect Game.

**#16 CHRISTIAN TURNER** OF FR.

Has played in 28 games with nine starts ... Slashing .256/.333/.395 with one double, one triple, one homer and seven RBI ... Made collegiate debut vs. Oklahoma State (Feb. 13) at Globe Life Field, walking and scoring a run ... First collegiate start came vs. Texas Tech (Feb. 15) at Globe Life Field ... Recorded first collegiate hit vs. Tarleton State (Feb. 16) ... Made SEC debut as a defensive sub against Mississippi State (March 13) on SEC Opening Day ... Recorded a pinch-hit double against Florida (March 28) ... 3-for-5 with his first career home run and a career-high three RBI in a start at Missouri State (March 31) ... Two RBI at #18 Auburn (April 4) ... RBI at Alabama (April 11) ... Attended Haughton High School in Haughton, La. ... Ranked by Perfect Game as the No. 388 overall prospect and the No. 76 outfielder in the class of 2025 ... Rated the No. 4 overall prospect and the No. 2 outfielder in Louisiana by Perfect Game ... Named to ABCA/Rawlings High School All-America Third Team as a senior in 2025.

**#19 CARSON WILLIS** C R-FR.

Has played in one game ... Made collegiate debut in a start against Arkansas State (Feb. 24), drawing a walk ... Redshirt season as a true freshman in 2025 ... Attended P27 Academy in Lexington, S.C. ... Ranked by Perfect Game as the No. 412 overall prospect and the No. 45 catcher in the class of 2024 ... Rated the No. 6 overall prospect and the No. 3 catcher in South Carolina by Perfect Game.

**#24 LANDON SCHAEFER** INF/OF FR.

Has played in seven games with one start ... Made collegiate debut as a pinch runner in the second game of the doubleheader against #3 Mississippi State (March 4), recording his first career stolen base and run scored ... Made first collegiate start in double midweek series opener against Northern Colorado (March 17) and drew a pair of walks ... Selected by the Philadelphia Phillies in the 20th round of the 2025 MLB Draft ... Attended Fayetteville High School in Fayetteville, Ark. ... Ranked by Perfect Game as the No. 70 overall prospect and the No. 31 shortstop in the class of 2025 ... Rated the No. 1 overall prospect and the No. 1 shortstop in Arkansas by Perfect Game.

**#55 BRENDAN KLEIMAN** C GRAD.

Has played in two games ... Eastern Michigan transfer ... In 2025, played in 45 games with 42 starts ... Slashed .289/.385/.367 with two home runs and 26 RBI ... Scored 33 runs ... 48 hits, including seven doubles ... Drew 20 walks and was hit by seven pitches ... Recorded 14 multi-hit games and seven multi-RBI games ... Logged a season-long six-game hitting streak and 11-game reached base streak.



ON THE MOUND

SATURDAY



#36 LHP PARKER COIL

SR.

1-0, 2.10 ERA, 25.2 IP, 6 BB, 31 SO

Last Start: May 2, 2023, vs. Lipscomb, 2.0 IP, 0 H, 0 R, 0 ER, 1 BB, 2 SO

Selected by the Milwaukee Brewers in the 16th round (No. 485 overall) of the 2025 MLB Draft ... Has made 15 appearances (all in relief) this season ... Boasts a 1-0 record with a 2.10 ERA, 31 strikeouts and one save in 25.2 innings of work on the mound ... Limiting opposing hitters to a .211 batting average ... Tossed a season-long three innings of two-run ball with four strikeouts against Xavier (Feb. 21) ... Recorded his first save of the season against Arkansas State, twirling 2.2 scoreless innings with a season-high six strikeouts ... Matched his season long with three innings of one-run ball in relief against UCA (March 24) to card his first win of the campaign ... Picked up his second save of the year at #8 Alabama (April 10), firing a scoreless frame with a strikeout ... In 2025, made 14 appearances (all in relief) on the mound ... Posted a 3-0 record with a 1.27 ERA and 24 strikeouts in 21.1 innings ... Logged one save on the year ... Allowed five runs (three earned) on 22 hits and just two walks ... In SEC play, made four appearances ... Went 2-0 with a 4.50 ERA and eight strikeouts in six innings of work ... In the NCAA Tournament, made two appearances and posted a 1-0 record with six strikeouts over 4.1 scoreless innings ... In the NCAA Fayetteville Regional, tossed a season-long 3.1 shutout innings with a season high-tying four strikeouts against North Dakota State (May 30) to record his third win of the season and earn a spot on the All-Tournament Team ... In 2024, made 16 relief appearances on the mound during his sophomore campaign ... Recorded a 7.23 ERA with 23 strikeouts in 18.2 innings of work on the year ... Allowed 16 runs (15 earned) on 25 hits and six walks ... In SEC play, made seven appearances on the mound and finished with a 4.32 ERA in 8.1 innings ... Struck out nine and walked just two in league action ... In 2023, made 15 appearances on the mound with three starts as a true freshman ... Went 0-1 with a 6.55 ERA, 19 strikeouts and one save in 22.0 innings of work ... First collegiate start came against Army (March 7), throwing a season-long 3.2 innings of three-run ball with three strikeouts ... Strung together back-to-back scoreless relief outings against Omaha (March 28) and Little Rock (April 12) ... Punched out two in 2.2 innings of relief work at Missouri State (April 25) ... Made his second career start against UNLV (March 14), striking out a season-high four over 2.1 innings ... In his SEC debut, recorded his first collegiate save against Texas A&M (April 29) with 1.2 innings of work and one strikeout ... Final start of the season came vs. Lipscomb (May 2) at Dickey-Stephens Park in North Little Rock, Ark., twirling two shutout innings with two strikeouts.


PITCHER BREAKDOWN

	W-L-S	ERA	IP	H	R	ER	BB	SO
Starters	11-12-0	4.43	164.2	161	92	81	66	196
Relievers	15-2-7	3.62	181.1	146	80	73	70	197

THE HOG PEN

Pitcher	Last App.	IP	H	R	ER	BB	SO	HR	RI/S	---- Season Totals ----			
										RI/S	SV	Ret./1BF	(BB)
Tye Briscoe	UF (3/28)	0.0	0	0	0	1	0	0	2/0	2/0	0	1/2	(1)
Mark Brissey	UAPB (4/14)	2.1	1	0	0	1	3	0	1/0	1/0	1	6/10	(1)
Carson Brumbaugh	AUB (4/2)	1.0	1	1	1	1	0	0	0/0	0/0	0	0/1	(1)
Parker Coil	ALA (4/12)	2.0	2	0	0	2	2	0	0/0	7/3	2	14/15	(0)
Luke Cornelison	AUB (4/2)	1.0	1	1	1	0	1	1	0/0	0/0	0	3/4	(1)
James DeCremer	AUB (4/2)	1.0	0	0	0	0	0	0	0/0	5/4	0	3/4	(0)
Cooper Dossett	UAPB (4/14)	1.0	0	1	1	2	1	0	0/0	0/0	0	6/9	(3)
Steele Eaves	UGA (4/17)	1.1	1	0	0	0	1	0	2/0	13/8	0	10/15	(0)
Colin Fisher	ALA (4/11)	3.0	3	2	2	2	1	0	0/0	0/0	0	0/1	(0)
Gabe Gaeckle	UGA (4/16)	2.0	2	1	1	0	2	0	1/0	1/0	0	3/4	(1)
Cole Gibler	AUB (4/4)	2.0	1	0	0	0	0	0	0/0	9/5	1	6/9	(1)
Jackson Kircher	UAPB (4/14)	0.2	0	1	1	3	1	0	0/0	5/1	0	6/10	(2)
Peyton Lee	MOST (3/31)	0.2	1	1	1	0	0	1	0/0	0/0	0	1/1	(0)
Joey Lorenzini	UNC (3/18)	0.0	3	4	4	0	0	1	0/0	0/0	0	0/2	(0)
Jordan Martin	SC (3/20)	1.0	1	0	0	1	0	0	0/0	0/0	0	2/3	(1)
Ethan McElvain	UGA (4/16)	1.2	0	0	0	2	2	0	2/1	7/2	3	9/12	(0)
Tate McGuire	UGA (4/17)	2.2	3	1	1	1	2	1	2/1	11/5	0	6/10	(2)
<b>TEAM TOTALS</b>										<b>61/28</b>	<b>7</b>	<b>76/112</b>	<b>(15)</b>

**Bullpen Notes:** The Razorback bullpen has combined to allow 28-of-61 (45.9 percent) inherited runners to score ... The Razorback bullpen has combined to retire 76-of-112 (67.9 percent) first batters faced with 15 walks issued ... Opponents are batting a combined .215 against the Razorback bullpen this season ... Six of Arkansas' seven saves this season are of the multi-inning variety ... **LHP Ethan McElvain** (3) lead3 the Razorback bullpen in saves this season, followed by **LHP Parker Coil** (2), **RHP Mark Brissey** (1), **LHP Cole Gibler** (1) and **LHP Ethan McElvain** (1) ... **RHP Mark Brissey** recorded the first save by a Razorback reliever this season, tossing two scoreless innings with three strikeouts to close out Arkansas' win vs. Tarleton State (Feb. 16) at Globe Life Field in the Amegy Bank College Baseball Series ... **LHP Cole Gibler** recorded his first save of the season in the home opener against Xavier (Feb. 20), firing four innings of one-run ball with five strikeouts ... **LHP Parker Coil** locked down his first save of the season against Arkansas State (Feb. 25), spinning 2.2 scoreless innings with a career-high six strikeouts in the process ... **LHP Ethan McElvain** logged his first save of the season at #18 Auburn (April 3), firing two perfect innings with three strikeouts ... **LHP Parker Coil** nabbed his second save of the year at #8 Alabama (April 10), tossing a scoreless frame with a strikeout to secure Arkansas' series-opening win ... **LHP Ethan McElvain** recorded his second save of the season in the series-sweeping win at #8 Alabama (April 12), twirling two perfect innings with three strikeouts ... His third save came in the series opener against #5 Georgia (April 16), striking out two over 1.2 scoreless innings.



**Parker Coil** owns a 1-0 record with a 2.10 ERA, 31 strikeouts and two saves in 25.2 innings in relief this season. The left-hander is holding opposing hitters to a .211 batting average.



**Cole Gibler** boasts a 3-0 record with a 2.57 ERA, 28 strikeouts and one save in a team-high 28.0 relief innings. The left-hander is limiting opposing hitters to a .186 batting average.



**Ethan McElvain** is 3-0 with a 1.29 ERA, 32 strikeouts and a team-leading three saves in 21.0 innings of relief. The left-hander is holding opposing hitters to a .154 batting average.



## RECORD RUNDOWN

Overall	26-14
vs. top-5 teams	3-2
vs. top-10 teams	6-3
vs. top-25 teams	7-5
vs. unranked teams	19-9
At home	16-9
On the road	6-4
At neutral sites	4-1
In day games	16-9
In night games	10-5
In extra innings	2-1
In white uniforms	9-2
In cardinal uniforms	3-3
In cream uniforms	3-2
In grey uniforms	6-3
In pinstripe uniforms	5-3
In throwback uniforms (Norm DeBriyn Night)	0-1
vs. teams over .500	13-10
vs. teams .500 or worse	12-4
vs. right-handed starter	21-11
vs. left-handed starter	5-3
vs. both-handed starter	0-0
When starter receives decision	11-12
When reliever receives decision	15-2
When starter goes 5+ innings	14-2
When starter goes less than 5 innings	12-12
When scoring first	18-5
When scoring in 1st inning	13-4
When opponent scores first	8-9
When leading after 6 innings	20-0
When trailing after 6 innings	3-14
When tied after 6 innings	3-0
When leading after 7 innings	15-1
When trailing after 7 innings	3-13
When tied after 7 innings	3-0
When leading after 8 innings	16-1
When trailing after 8 innings	1-13
When tied after 8 innings	1-0
In one-run games	7-4
In two-run games	2-2
In five-run or more games	14-6
In run-rule games	8-0
Weekend series W-L-T	5-2-1
Weekend series sweeps/times swept	2/1
When scoring 10+ runs	10-1
Shutouts/times shut out	4-0
When opponent scores 5 runs or less	23-4
When opponent scores 6 runs or more	3-10
When collecting 0-3 hits	0-0
When collecting 4-6 hits	5-8
When collecting 7-9 hits	7-1
When collecting 10-12 hits	5-5
When collecting 13+ hits	9-0
When out-hitting opponent	19-2
When out-hit by opponent	5-12
When hits are equal	2-0
When hitting a home run	18-7
When opponent hits a home run	10-12
When errorless	8-9
When committing one error	11-2
When committing 2 errors	6-3
When committing 3+ errors	1-0
When opponent is errorless	5-5
vs. SEC opponents	9-8
vs. non-conference opponents	17-6
In midweek games	8-2
In rubber games	2-1
Game 1 of weekend series	6-3
Game 2 of weekend series	6-3
Game 3 of weekend series	4-4
Game 4 of weekend series	0-1
In February	8-3
In March	11-8
In April	7-3
In May	0-0
In June	0-0

## MULTI-HIT GAMES

Name	2	3	4	5+	Total
Camden Kozeal	11	2	1	-	14
Maika Niu	11	2	-	-	13
Ryder Helfrick	10	2	-	-	12
Kuhio Aloy	7	3	-	-	10
Nolan Souza	8	2	-	-	10
Damian Ruiz	9	1	-	-	10
TJ Pompey	6	2	-	-	8
Carter Rutenbar	7	-	1	-	8
Zack Stewart	7	1	-	-	8
Reese Robinett	6	-	-	-	6
Carson Brumbaugh	1	-	-	-	1
Christian Turner	-	1	-	-	1
<b>TEAM</b>	<b>83</b>	<b>16</b>	<b>2</b>	<b>-</b>	<b>101</b>

## CAREER MULTI-HIT GAMES

Name	'23	'24	'25	'26	Total
Zack Stewart	19	21	12	8	60
Camden Kozeal	-	12	23	14	49
Maika Niu	2	13	20	13	48
Damian Ruiz	11	2	25	10	48
Kuhio Aloy	-	12	20	10	42
TJ Pompey	-	15	7	8	30
Brendan Kleiman	-	13	14	-	27
Ryder Helfrick	-	-	14	12	26
Nolan Souza	-	7	5	10	22
Reese Robinett	1	-	3	6	10
Carter Rutenbar	-	-	-	8	8
Carson Brumbaugh	-	-	-	1	1
Christian Turner	-	-	-	1	1

## MULTI-RBI GAMES

Name	2	3	4	5+	Total
Camden Kozeal	7	4	1	1	13
Ryder Helfrick	9	3	-	-	12
Kuhio Aloy	6	1	2	-	9
Maika Niu	3	2	1	1	7
Nolan Souza	2	3	-	-	5
Reese Robinett	3	1	-	-	4
TJ Pompey	2	-	1	1	4
Damian Ruiz	3	1	-	-	4
Zack Stewart	3	-	-	-	3
Christian Turner	1	1	-	-	2
Carter Rutenbar	-	-	1	-	1
<b>TEAM</b>	<b>39</b>	<b>16</b>	<b>6</b>	<b>3</b>	<b>64</b>

## HITTING STREAKS

Name	Longest	Current
Kuhio Aloy	12	-
Nolan Souza	8	-
Maika Niu	7	-
Damian Ruiz	7	2
Camden Kozeal	7	1
TJ Pompey	6	-
Carter Rutenbar	5	-
Ryder Helfrick	5	5
Reese Robinett	4	-
Zack Stewart	4	4
Christian Turner	2	-
Carson Brumbaugh	2	-
Alexander Peck	1	-

## REACHED BASE STREAKS

Name	Longest	Current
Ryder Helfrick	26	5
Damian Ruiz	16	5
Camden Kozeal	15	1
Carter Rutenbar	14	-
Kuhio Aloy	13	-
Reese Robinett	11	3
Nolan Souza	9	-
Zack Stewart	9	4
TJ Pompey	7	-
Maika Niu	7	3
Christian Turner	4	-
Carson Brumbaugh	2	-
Carson Willis	1	1
Landon Schaefer	1	-
Alexander Peck	1	1

## CAREER HOME RUNS

Name	Solo	2R	3R	GS	Total
Zack Stewart	28	12	7	3	50
Ryder Helfrick	19	10	-	1	30
Maika Niu	12	7	11	-	30
Camden Kozeal	12	10	5	2	29
Kuhio Aloy	11	9	4	2	26
TJ Pompey	11	6	3	3	23
Damian Ruiz	10	3	2	-	15
Nolan Souza	7	2	3	1	13
Brendan Kleiman	3	3	-	-	6
Reese Robinett	2	1	2	-	5
Carter Rutenbar	1	-	1	-	2
Christian Turner	-	-	3	-	1

## HOME RUN BREAKDOWN

Total	55
at Baum-Walker Stadium	30
on the Road	19
Neutral Site	6
vs. RHP	44
vs. LHP	11
w/ 0 Outs	17
w/ 1 Out	25
w/ 2 Outs	13
Solo	27
Two-Run	16
Three-Run	10
Grand Slam	2
Leadoff	9
Back-to-Back	1
Walk-Off (Run-Rule)	1 (2)
Pinch-Hit	0
Inside-the-Park	0
Before 7th Inning	38
7th Inning and Beyond	17
Current Streak of Consecutive Games with HR	2
Longest Streak of Consecutive Games with HR	5
Opponent HR Total	44
Last HR Given Up	Solo
Current Streak of No HR Allowed	0
Longest Stretch without HR Allowed	3

## COMEBACKS

defined as any win when trailing after an inning

Date / Opponent	Score (Inn.)	Final
March 14 / vs. #3 MSU [DH-2]	0-3 (2)	W, 7-3
March 21 / at South Carolina	1-2 (8)	W, 3-2 (10)
March 24 / UCA	0-2 (3)	W, 15-2 (7)
April 3 / at #18 Auburn	0-2 (5)	W, 3-2
April 10 / at #8 Alabama	1-3 (7)	W, 7-5
April 12 / at #8 Alabama	0-2 (5)	W, 3-2

## BLOWN LEADS

defined as any loss when leading after an inning

Date / Opponent	Score (Inn.)	Final
Feb. 24 / Arkansas St.	1-0 (1)	L, 12-4
March 8 / Stetson	1-0 (3)	L, 4-1
March 28 / Florida	3-2 (4)	L, 7-4
March 31 / at Missouri St.	14-12 (7)	L, 15-14 (10)



**TEAM GAME HIGHS**

**Team Batting**

At bats:	40	vs. Texas Tech (Feb. 15 at Arlington, Texas)
	40	at Missouri State (March 31)
Runs scored:	22	at South Carolina (March 20)
Hits:	14	(4 times)
RBI:	21	at South Carolina (March 20)
Doubles:	5	vs. Stetson (March 6)
	5	vs. Northern Colorado (March 17)
Triples:	1	(4 times)
Home runs:	6	at South Carolina (March 20)
Total bases:	34	at South Carolina (March 20)
Walks:	14	vs. Northern Colorado (March 17)
Strikeouts:	16	vs. Florida (March 27)
Sac hits:	1	(4 times)
Sac flies:	2	(4 times)
Stolen bases:	5	vs. Northern Colorado (March 17)
	5	vs. UAPB (April 14 at N Little Rock, Ark.)
	5	vs. Georgia (April 16)
Hit by pitch:	3	at South Carolina (March 20)
	3	vs. UAPB (April 14 at N Little Rock, Ark.)
Caught stealing:	1	(9 times)
Runners LOB:	12	vs. Northern Colorado (March 17)
Hit into DP:	3	vs. Arkansas State (Feb. 25)
	3	vs. Northern Colorado (March 18)

**Fielding**

Putouts:	33	vs. Texas Tech (Feb. 15 at Arlington, Texas)
Assists:	15	vs. Stetson (March 9)
	15	vs. Florida (March 28)
Errors:	3	vs. Stetson (March 6)
Passed balls:	1	(4 times)
DPs turned:	3	vs. Mississippi State (March 14)

**Pitching**

Innings pitched:	11.0	vs. Texas Tech (Feb. 15 at Arlington, Texas)
Runs allowed:	15	at Missouri State (March 31)
Earned runs:	12	at Missouri State (March 31)
Walks allowed:	10	vs. Florida (March 27)
Strikeouts:	16	at South Carolina (March 21)
Hits allowed:	17	vs. Florida (March 29)
Doubles allowed:	4	at Missouri State (March 31)
	4	at #18 Auburn (April 2)
Triples allowed:	1	vs. Tarleton State (Feb. 16 at Arlington, Texas)
Homers allowed:	5	vs. Arkansas State (Feb. 24)
Wild pitches:	3	vs. Florida (March 27)
	3	at #18 Auburn (April 2)
Hit batters:	2	(7 times)

**INDIVIDUAL GAME HIGHS**

**Individual Batting**

At bats:	6	Ryder Helfrick vs. Texas Tech (Feb. 15 at Arlington, Texas)
Runs scored:	4	Ryder Helfrick vs. Oklahoma State (Feb. 13 at Arlington, Texas)
	4	Damian Ruiz vs. Northern Colorado (March 17)
	4	Maika Niu at South Carolina (March 20)
Hits:	4	Camden Kozeal vs. Xavier (Feb 21)
	4	Carter Rutenbar vs. Stetson (March 9)
RBI:	6	Maika Niu at South Carolina (March 20)
Doubles:	2	(5 times)
Triples:	1	(4 times)
Home runs:	2	(4 times)
Total bases:	10	Camden Kozeal vs. Xavier (Feb. 21)
	10	Maika Niu at South Carolina (March 20)
Walks:	4	Damian Ruiz vs. Texas Tech (Feb. 15 at Arlington, Texas)
Strikeouts:	5	Kuhio Aloy at Missouri State (March 31)
Sac hits:	1	(4 times)
Sac flies:	1	(19 times)
Stolen bases:	2	(6 times)
Hit by pitch:	2	Nolan Souza vs. UCA (March 24)
	2	Damian Ruiz vs. UAPB (April 14 at N Little Rock, Ark.)
Caught stealing:	1	(9 times)
Runners LOB:	5	Maika Niu vs. Xavier (Feb 21)
	5	TJ Pompey at South Carolina (March 22)
	5	Maika Niu at #18 Auburn (April 2)

**Fielding**

Putouts:	14	Ryder Helfrick vs. Oklahoma State (Feb. 13 at Arlington, Texas)
	14	Ryder Helfrick vs. Xavier (Feb. 21)
	14	Ryder Helfrick at South Carolina (March 21)
Assists:	7	Camden Kozeal vs. Stetson (March 9)
	7	Nolan Souza vs. Little Rock (April 7)
	7	Nolan Souza at Alabama (April 11)
Errors:	2	Carson Brumbaugh vs. UT Arlington (March 1)
	2	Carson Brumbaugh vs. Stetson (March 8)
	2	TJ Pompey at South Carolina (March 22)
Passed balls:	1	(4 times)

**Pitching**

Innings pitched:	8.0	Colin Fisher vs. Xavier (Feb. 22)
Runs allowed:	6	Peyton Lee vs. Arkansas State (Feb. 24)
Earned runs:	6	Peyton Lee vs. Arkansas State (Feb. 24)
Walks allowed:	4	(4 times)
Strikeouts:	12	Hunter Dietz vs. Stetson (March 7)
	12	Hunter Dietz at South Carolina (March 21)
Hits allowed:	8	Gabe Gaeckle vs. UT Arlington (Feb. 27)
	8	Gabe Gaeckle vs. #3 Mississippi State (March 13)
Doubles allowed:	3	Gabe Gaeckle at #18 Auburn (April 2)
Triples allowed:	1	Peyton Lee vs. Tarleton State (Feb. 16 at Arlington, Texas)
Homers allowed:	2	(9 times)
Wild pitches:	2	(4 times)
Hit batters:	2	Peyton Lee vs. Tarleton State (Feb. 16 at Arlington, Texas)
	2	Ethan McElvain at #8 Alabama (April 10)



**Camden Kozeal** hit for the cycle against Xavier (Feb. 21), becoming the third Razorback to accomplish the feat in the DVH era (Robert Moore vs. UCA in 2021 & Dylan Leach vs. UCA in 2022).



THE LAST TIME AN ARKANSAS PLAYER...

4 hits in a game.....	Carter Rutenbar vs. Stetson, March 9, 2026
5 hits in a game.....	Peyton Stovall vs. Missouri State, May 1, 2024
6 hits in a game.....	Jeremy Jackson vs. Northeastern (Okla.), April 16, 1997
Multiple hits in six consecutive games.....	Charles Davalan at #13 Ole Miss, vs. Oral Roberts & vs. South Carolina, March 14-21, 2025
Multiple hits in seven or more consecutive games.....	Kuhio Aloy (7) vs. Grambling, vs. Charlotte, vs. ULM & vs. Portland, Feb. 25-March 7, 2025
2 hits in an inning.....	Camden Kozeal (1B, 2B) vs. UCA, March 24, 2026
2 doubles in an inning.....	Harold Coll vs. SEMO (6th), March 21, 2023
2 extra-base hits in an inning.....	Wehiwa Aloy (2B, 3B) vs. Oral Roberts (4th), March 19, 2025
Reached base twice in an inning.....	TJ Pompey (BB, HR) & Camden Kozeal (1B, 2B) vs. UCA, March 24, 2026
2 doubles in a game.....	Camden Kozeal vs. Northern Colorado, March 17, 2026
3 doubles in a game.....	Reese Robinett vs. UAPB, April 15, 2025
4 doubles in a game.....	Rodney Nye vs. Louisiana Tech, March 31, 1998
3 consecutive at-bats with a double.....	Hudson White vs. James Madison, Feb. 17-18, 2024
4 consecutive games with a double.....	Cam Kozeal vs. Missouri & vs. Arkansas State, April 5-8, 2025
Led off a game with a triple.....	Braydon Webb vs. #2 Stanford (College World Series), June 18, 2022
2 triples in a game.....	Jax Biggers vs. Auburn (SEC Tournament), May 25, 2017
Led off a game with a home run.....	Damian Ruiz vs. Northern Colorado, March 17, 2026
2 home runs in a game.....	TJ Pompey (GS, Solo) vs. UCA, March 24, 2026
2 home runs on Opening Day.....	Ryder Helfrick (2R, Solo) vs. Oklahoma State, Feb. 13, 2026
2 home runs in an SEC Tournament game.....	Peyton Holt (3R, Solo) vs. #2 Kentucky (SEC Tournament), May 23, 2024
2 home runs in an NCAA Tournament game.....	Logan Maxwell (2R, Solo) vs. Creighton (NCAA Fayetteville Regional), June 1, 2025
3 home runs in a game.....	Chad Spanberger (Solo, 2R, GS) vs. Auburn (SEC Tournament), May 25, 2017
Grand slam.....	Camden Kozeal at Missouri State, March 31, 2026
Grand slam in consecutive games.....	Cayden Wallace vs. UIC, March 12-13, 2022
Grand slam in an SEC Tournament game.....	Jared Wegner vs. Texas A&M (SEC Tournament), May 24, 2023
Grand slam in an NCAA Tournament game.....	Logan Maxwell vs. #16 Tennessee (NCAA Fayetteville Super Regional), June 8, 2025
HR in consecutive at-bats.....	Ryder Helfrick at #18 Auburn, April 3, 2026
HR in 2 straight games.....	TJ Pompey at #8 Alabama, April 10-11, 2026
HR in 3 straight games.....	Ryder Helfrick at Missouri State & at #18 Auburn, March 31-April 2, 2026
HR in 4 straight games.....	Ryder Helfrick vs. Florida, at Missouri State & at #18 Auburn, March 29-April 3, 2026
HR in 5 straight games.....	Aaron Murphree vs. OSU, South Dakota State & Siena, March 2-8, 2008
HR in 6 straight games.....	Aaron Murphree vs. OSU, South Dakota State & Siena, March 2-9, 2008
Pinch-hit home run.....	Cam Kozeal at Florida, April 26, 2025
Pinch-hit home run in an SEC game.....	Cam Kozeal at Florida, April 26, 2025
Pinch-hit home run in an NCAA Tournament game.....	Charlie Welch vs. #19 Nebraska (NCAA Regional), June 7, 2021
Back-to-back home runs.....	Damian Ruiz (2R) & Camden Kozeal (Solo) at South Carolina, March 20, 2026
Back-to-back-to-back home runs.....	Charles Davalan (2R), Wehiwa Aloy (Solo) & Kuhio Aloy (Solo) at #13 Ole Miss, March 15, 2025
Walk-off home run (non-run rule).....	TJ Pompey vs. #3 Mississippi State, March 13, 2026
Walk-off home run in an SEC game.....	TJ Pompey vs. #3 Mississippi State, March 13, 2026
Walk-off home run in an SEC Tournament game.....	Kendall Diggs vs. Texas A&M (SEC Tournament), May 24, 2023
Inside-the-park home run.....	Camden Kozeal vs. #17 Ole Miss (SEC Tournament), May 23, 2025
Little League home run.....	Justin Thomas Jr. vs. Little Rock, April 22, 2025
Hit a home run from both sides of the plate in a game.....	Dylan Leach vs. UCA, April 5, 2022
Hit for the cycle.....	Camden Kozeal vs. Xavier, Feb. 21, 2026
4 runs in a game.....	Maika Niu at South Carolina, March 20, 2026
5 runs in a game.....	Wehiwa Aloy vs. Portland, March 7, 2025
6 runs in a game.....	Trevor Ezell vs. Grambling, April 30, 2019
4 RBI in a game.....	Kuhio Aloy vs. UAPB, April 14, 2026
5 RBI in a game.....	Camden Kozeal at Missouri State, March 31, 2026
6 RBI in a game.....	Maika Niu at South Carolina, March 20, 2026
7 RBI in a game.....	Charles Davalan vs. Missouri [DH-1], April 6, 2024
8 RBI in a game.....	Brent Iredale vs. Portland, March 7, 2025
9 RBI in a game (program record).....	Ryan Lundquist vs. Central Missouri St., March 4, 1997
2 walks in an inning.....	Zack Stewart at South Carolina, March 20, 2026
4 walks in a game.....	Damian Ruiz vs. Texas Tech, Feb. 16, 2026
5 walks in a game (program record).....	Jared Wegner vs. Louisiana Tech, March 12, 2023
Hit by 2 pitches in an inning.....	Logan Maxwell vs. South Carolina (1st), March 22, 2025

**THE LAST TIME AN ARKANSAS PLAYER...**

Reached base in 13 consecutive plate appearances.....	Damian Ruiz vs. Oklahoma State, vs. #10 TCU, vs. Texas Tech, vs. Tarleton State, Feb. 13-16, 2026
Reached base in 35 or more consecutive games.....	Charles Davalan (35) vs. Michigan, vs. Grambling, vs. Charlotte, vs. ULM, vs. Portland, vs. UCA, at #13 Ole Miss, vs. Oral Roberts, vs. South Carolina, vs. Missouri State, at #14 Vanderbilt, vs. Grambling, vs. Missouri, vs. Arkansas State, at #7 Georgia, vs. Texas A&M, Feb. 23-April 18, 2025
2 stolen bases in a game.....	Nolan Souza vs. #5 Georgia, April 16, 2024
3 stolen bases in a game.....	Nolan Souza vs. Arkansas State, April 8, 2025
4 stolen bases in a game.....	Logan Forsythe vs. Ole Miss, May 19, 2007
Stole home.....	Bobby Wernes vs. Ole Miss, March 28, 2015
2 errors in a game.....	TJ Pompey at South Carolina, March 22, 2026
3 errors in a game.....	Bobby Wernes at LSU, April 12, 2014
4 errors in a game.....	Chris Shaddy vs. TCU, April 27, 1980
No-hitter (9 innings).....	Gage Wood vs. Murray State (College World Series), June 16, 2025
Combined no-hitter (9 innings).....	Nick Schmidt (6.0 IP), Brian McLelland (1.0 IP) & Devin Collis (2.0 IP) vs. Oklahoma State, February 12, 2006
Combined no-hitter (7 innings).....	Dominic Taccolini (2.0 IP), Matt Cronin (3.0 IP) & Josh Alberius (2.0 IP) vs. Auburn (SEC Tournament), May 25, 2017
1-hitter (9 innings).....	Brett Eibner vs. Georgia, April 19, 2009
1-hitter (8 innings).....	Colin Fisher vs. Xavier, Feb. 22, 2026
1-hitter (7 innings).....	Trevor Stephan at Tennessee, May 6, 2017
Combined 1-hitter (9 innings).....	James DeCremer (3.2 IP), Steele Eaves (2.2 IP) & Parker Coil (2.2 IP) vs. Arkansas State, Feb. 25, 2026
Combined 1-hitter (7 innings).....	Colin Fisher (2.0 IP), Tate McGuire (3.0 IP), Dylan Carter (1.0 IP) & Steele Eaves (1.0) vs. Oral Roberts, March 19, 2025
2-hitter (9 innings).....	Keaton McKinney vs. Alabama (SEC Tournament), May 2, 2014
2-hitter (7 innings).....	Kacey Murphy vs. Florida (SEC Tournament), May 27, 2017
Combined 2-hitter (9 innings).....	Hunter Dietz (7.0 IP) & Mark Brissey (2.0 IP) vs. UT Arlington, Feb. 28, 2026
Combined 2-hitter (7 innings).....	Colin Fisher (3.0 IP), Jackson Kicher (0.2 IP), Mark Brissey (2.1 IP) & Cooper Dossett (1.0 IP) vs. UAPB, April 14, 2026
3-hitter (9 innings).....	Will McEntire vs. Louisiana Tech, March 11, 2023
Combined 3-hitter (9 innings).....	Zach Root (7.2 IP), Aiden Jimenez (0.1 IP) & Dylan Carter (1.1 IP) at #14 Vanderbilt, March 28, 2025
Combined 3-hitter (7 innings).....	Tate McGuire (5.0 IP), Dylan Carter (1.0 IP) & Carson Wiggins (1.0 IP) vs. Little Rock, April 22, 2025
Complete game (10 innings).....	Dominic Taccolini at #12 Kentucky, April 22, 2016
Complete game (9 innings).....	Gage Wood vs. Murray State (College World Series), June 16, 2025
Complete game (8 innings).....	Colin Fisher vs. Xavier, Feb. 22, 2026
Complete game (7 innings).....	Zach Root vs. South Carolina, March 21, 2025
Complete-game shutout (9 innings).....	Gage Wood vs. Murray State (College World Series), June 16, 2025
Complete-game shutout (8 innings).....	Colin Fisher vs. Xavier, Feb. 22, 2026
Complete-game shutout (7 innings).....	Kacey Murphy vs. Florida (SEC Tournament), May 27, 2017
10-inning or more start.....	Dominic Taccolini at #12 Kentucky (10 innings), April 22, 2016
Had 10 strikeouts.....	Gabe Gaekle vs. #3 LSU (College World Series), June 14, 2024
Had 11 strikeouts.....	Hunter Dietz at #18 Auburn, April 3, 2026
Had 12 strikeouts.....	Hunter Dietz at South Carolina, March 21, 2026
Had 13 strikeouts.....	Gage Wood vs. Creighton, June 1, 2025
Had 14 strikeouts.....	Hagen Smith at #5 Texas A&M, May 16, 2024
Had 15 strikeouts.....	Nick Schmidt vs. Auburn, May 18, 2006
Had 16 strikeouts.....	David Walling vs. Eastern Illinois, Feb. 20, 1998
Had 17 strikeouts.....	Hagen Smith vs. #7 Oregon State, Feb. 23, 2024
Had 18 strikeouts.....	N/A
Had 19 strikeouts (program record).....	Gage Wood vs. Murray State (College World Series), June 16, 2025
Had 10 or more strikeouts in two consecutive outings.....	Hagen Smith vs. #14 Mississippi State (11) & at #5 Texas A&M (14), May 10-16, 2024
Had 10 or more strikeouts in three consecutive outings.....	Hagen Smith at #8 Kentucky (14), vs. #14 Mississippi State (11) & at #5 Texas A&M (14), May 3-16, 2024
Had 10 or more strikeouts in four consecutive outings.....	Hagen Smith vs. Florida (11), at #8 Kentucky (14), vs. #14 Mississippi State (11) & at #5 Texas A&M (15), April 26-May 16, 2024
Had 10 or more strikeouts in five consecutive outings.....	H. Smith at #20 S Carolina (11), vs. Florida (11), at #8 Kentucky (14), vs. #14 Mississippi St (11) & at #5 Texas A&M (14), April 19-May 16, 2024
Had 12 or more strikeouts in consecutive outings.....	Hagen Smith vs. #7 Oregon State (17) & Murray State (12), Feb. 23-March 1, 2024
Had four strikeouts in an inning.....	Stone Hewlett vs. UCA, March 5, 2024
Threw an immaculate inning (9 pitches, 9 strikes, 3 strikeouts).....	Parker Coil vs. Charlotte, March 2, 2025
Retired 15 consecutive batters in a game.....	Tate McGuire vs. #10 TCU, Feb. 14, 2026
Retired 20 consecutive batters in a game.....	Colin Fisher vs. Xavier, Feb. 22, 2026
Retired 21 consecutive batters in game.....	Gage Wood vs. Murray State (College World Series), June 16, 2025
Consecutive starts of seven or more innings.....	Zach Root vs. South Carolina (7.0 IP) & at #14 Vanderbilt (7.2 IP), March 21-28, 2025
Pitched in five consecutive games.....	Stone Hewlett at #23 Auburn, vs. Little Rock & vs. #8 LSU, March 22-29, 2024

## THE LAST TIME AN ARKANSAS TEAM...

Scored 10 runs	vs. Oral Roberts, March 3, 2026
Scored 11 runs	vs. UT Arlington, March 1, 2026
Scored 12 runs	vs. UAPB, April 14, 2026
Scored 13 runs	vs. Northern Colorado, March 17, 2026
Scored 14 runs	at Missouri State, March 31, 2026
Scored 15 runs	at #8 Alabama, April 11, 2026
Scored 16 runs	vs. Missouri [DH-2], April 6, 2025
Scored 17 runs	vs. SEMO (NCAA Regional), May 31, 2024
Scored 18 runs	vs. McNeese, March 10, 2024
Scored 19 runs	vs. Northwestern State, April 23, 2019
Scored 20 runs	vs. Portland, March 7, 2025
Scored 21 runs	vs. Missouri, April 5, 2025
Scored 22 runs	at South Carolina, March 20, 2026
Scored 23 runs	Never
Scored 24 runs	Missouri Southern, Feb. 11, 1998
Scored 25 runs	Missouri Southern, Feb. 4, 2001
Scored 26 runs	vs. UAPB, April 14, 2021
Scored 27 runs	Never
Scored 28 runs	vs. Wisconsin-Milwaukee (DH-2), Feb. 18, 2007
Scored 29 runs	Morningside, April 6, 1968
Scored 30 runs	at South Carolina, March 30, 1997
Scored 31 runs	Never
Scored 32 runs	vs. Bucknell, Feb. 17, 2018
Scored 33 runs	vs. Southwest Baptist, March 21, 1984
Scored 20 or more runs against an SEC opponent	at South Carolina (22), March 20, 2026
Scored 30 or more runs against an SEC opponent	at South Carolina (30), March 30, 1997
Scored 50 or more runs in an SEC weekend series	vs. Missouri (51), April 5-6, 2025
Scored 4 runs in an inning	at Missouri State (3rd & 7th), March 31, 2026
Scored 5 runs in an inning	at #8 Alabama (8th & 9th), April 11, 2026
Scored 6 runs in an inning	at #8 Alabama (8th), April 10, 2026
Scored 7 runs in an inning	at #7 Georgia (9th), April 11, 2025
Scored 8 runs in an inning	at South Carolina (4th), March 20, 2026
Scored 9 runs in an inning	vs. Arkansas State (3rd), April 2, 2024
Scored 10 runs in an inning	vs. UCA (5th), March 24, 2026
Scored 11 runs in an inning	vs. UAPB (5th), April 14, 2021
Scored 12 runs in an inning	vs. Oral Roberts (4th), March 19, 2025
Scored 13 runs in an inning	Never
Scored 14 runs in an inning	vs. Saint Louis (1st), April 7, 2010
Had 10 hits	at #18 Auburn, April 2, 2026
Had 11 hits	vs. Northern Colorado, March 18, 2026
Had 12 hits	at Missouri State, March 31, 2026
Had 13 hits	vs. UAPB, April 14, 2026
Had 14 hits	at #8 Alabama, April 11, 2026
Had 15 hits	vs. #17 Tennessee, May 15, 2025
Had 16 hits	vs. Missouri [DH-1], April 6, 2025
Had 17 hits	vs. #16 NC State (NCAA Super Regional), June 11, 2021
Had 18 hits	vs. UAPB, April 15, 2025
Had 19 hits	vs. UCA, April 5, 2022
Had 20 hits	vs. Grambling, Feb. 27, 2024
Had 21 hits	vs. #2 Stanford (College World Series), June 18, 2022
Had 22 hits	at #6 Vanderbilt, April 14, 2019
Had 23 hits	Centenary, March 31, 1999
Had 24 hits	Georgia, March 17, 2001
Had 25 hits	at Centenary, March 23, 2005
Had 26-29 hits	28 at South Carolina, March 30, 1997
Had 30 hits	vs. Saint Louis, April 7, 2010
Had 31+ hits	32 vs. Southwest Baptist, March 21, 1984
Hit four home runs in a game	4 - Ryder Helfrick (1), Camden Kozeal (1), Nolan Souza (1) & Christian Turner (1) at Missouri State, March 31, 2026
Hit five home runs in a game	5 - Wehiwa Aloy (2), Ryder Helfrick (2) & Cam Kozeal (1) vs. Creighton (NCAA Regional), May 31, 2025
Hit six home runs in a game	6 - Maika Niu (2), Kuhio Aloy (1), Camden Kozeal (1), TJ Pompey (1) & Damian Ruiz (1) at South Carolina, March 20, 2026
Hit seven home runs in a game	7 - Robert Moore (2), Jalen Battles (1), Chris Lanzilli (1), Michael Turner (1), Brady Slavens (1) & Cayden Wallace (1) vs. Oklahoma State (NCAA Regional), June 4, 2022
Hit eight or more home runs in a game	8 - Matt Goodheart (2), Brady Slavens (2), Cullen Smith (2) & Charlie Welch (2) vs. UAPB, April 14, 2021
Hit two grand slams in a game	vs. Grambling, Feb. 27, 2024
Hit a grand slam in two consecutive games	vs. South Carolina & vs. Missouri State, March 23-25, 2025
Hit a grand slam in three consecutive games	vs. UIC & vs. Grambling, March 12-15, 2022

## THE LAST TIME AN ARKANSAS TEAM...

Had brothers hit home runs in the same game.....	..... Wehiwa Aloy (2nd) & Kuhio Aloy (3rd) vs. UAPB, April 15, 2025
Had brothers hit back-to-back home runs.....	..... Wehiwa Aloy (Solo) & Kuhio Aloy (Solo) at #13 Ole Miss, March 15, 2025
Had 10 consecutive batters reach base safely in an inning.....	..... vs. UCA, March 24, 2026
3 errors in a game.....	..... vs. Stetson, March 6, 2026
4 errors in a game.....	..... vs. Michigan, Feb. 25, 2024
5 errors in a game.....	..... vs. South Carolina (SEC Tournament), May 23, 2018
6 errors in a game.....	..... vs. Eastern Illinois, March 5, 2016
7 errors in a game.....	..... vs. LA Tech, March 20, 2001
Overcame a seven-run deficit to win.....	..... vs. Texas Tech, April 16, 2024
Overcame an eight-run deficit to win.....	..... vs. Charlotte, Feb. 28, 2025
Overcame a nine-run deficit to win.....	..... at Louisiana Tech, March 1, 2017
Four consecutive run-rule wins.....	..... vs. ULM & Portland, March 4-8, 2025
Shut out an opponent at home.....	..... vs. Little Rock, April 7, 2026
Shut out an opponent on the road.....	..... at Florida, April 26, 2025
Shut out an opponent at a neutral site.....	..... vs. Murray State (College World Series), June 16, 2025
Shut out an SEC opponent at home.....	..... vs. #1 Texas, May 1, 2025
Shut out an SEC opponent on the road.....	..... at Florida, April 26, 2025
Shut out by an SEC opponent at home.....	..... vs. #24 Vanderbilt, May 15, 2022
Shut out by an SEC opponent on the road.....	..... at #5 Texas A&M, May 16, 2024
Threw consecutive shutouts.....	..... vs. Little Rock (10-0 [7 inn.], 4-0 [9 inn.]), April 22-23, 2025
Threw consecutive seven-inning shutouts.....	..... vs. UAPB [DH-1 & DH-2] (15-0, 6-0), April 12, 2022
Threw consecutive nine-inning shutouts.....	..... vs. Missouri (8-0, 6-0), March 15-16, 2024
Threw consecutive seven-inning shutouts against an SEC opponent.....	..... vs. South Carolina (2-0, 3-0) April 14, 2018
Threw-back-to-back nine-inning shutouts against an SEC opponent.....	..... vs. Missouri (8-0, 6-0), March 15-16, 2024
Most consecutive shutouts thrown.....	..... 4, vs. Wisconsin, March 15-16, 1980
Struck out 20 or more opposing batters.....	..... vs. Creighton (20), June 1, 2025
Struck out 23 opposing batters.....	..... vs. #7 Oregon State (23), Feb. 23, 2024
Struck out 25 opposing batters (program record).....	..... vs. Oklahoma State (25), Feb. 24, 2024
Struck out 10-plus opposing batters in 10 consecutive games.....	..... vs. #7 Oregon State, Oklahoma State, Michigan, Grambling, Murray State, UCA & McNeese, Feb. 23-March 9, 2024
Struck out 20-plus opposing batters in back-to-back games.....	..... vs. #7 Oregon State & Oklahoma State, Feb. 23-24, 2024
Had starting pitchers record double-digit strikeouts in three consecutive games.....	..... Hagen Smith (12), Brady Tygart (10) & Mason Molina (10) vs. Murray State, March 1-3, 2024
Was shut out.....	..... at #5 Texas A&M (1-0), May 16, 2024
Was shut out in back-to-back games.....	..... vs. LSU (7-0, 6-0), April 23-24, 2005
Held to 1 hit.....	..... vs. Missouri State, May 17, 2016
Held to 2 hits.....	..... vs. #24 Vanderbilt, May 15, 2022
Held to 3 hits.....	..... vs. #22 TCU, Feb. 22, 2025
Did not strikeout.....	..... vs. Eastern Illinois, Feb. 16, 2019
Won an SEC home weekend series.....	..... vs. #3 Mississippi State, March 13-14, 2026
Won an SEC road weekend series.....	..... at #8 Alabama, April 10-12, 2026
Lost an SEC home weekend series.....	..... vs. Florida, March 27-29, 2026
Lost an SEC road weekend series.....	..... at #18 Auburn, April 2-4, 2026
Swept an SEC home weekend series.....	..... vs. #1 Texas, May 1-3, 2025
Swept an SEC road weekend series.....	..... at #8 Alabama, April 10-12, 2026
Was swept in an SEC home weekend series.....	..... vs. Florida, March 27-29, 2026
Was swept in an SEC road weekend series.....	..... at Georgia, April 20-22, 2023
Won a non-conference home weekend series.....	..... vs. UT Arlington, Feb. 27-March 1, 2026
Won a non-conference road weekend series.....	..... at Louisiana Tech, March 12-14, 2021
Lost a non-conference home weekend series.....	..... vs. South Alabama, Feb. 28-March 1, 2014
Lost a non-conference road weekend series.....	..... at Texas A&M, Feb. 27-29, 2004
Tied a non-conference home weekend series.....	..... vs. Stetson, March 6-9, 2026
Swept a non-conference home weekend series.....	..... vs. Xavier, Feb. 20-22, 2026
Swept a non-conference road weekend series.....	..... at Northwestern State, Feb. 16-18, 1996
Was swept in a non-conference home weekend series.....	..... vs. Long Beach State, Feb. 25-27, 2000
Was swept in a non-conference road weekend series.....	..... at UNLV, March 19-21, 1994
Lost a midweek game.....	..... at Missouri State, March 31, 2026
Swept a double midweek series.....	..... vs. Northern Colorado, March 17-18, 2026
Was swept in a double midweek series.....	..... vs. Gonzaga, March 10-11, 2015



# HOME RUN CHART

No.	Player	Game	Date	Opponent	Pitcher	On Base	Inning	Outs	Count	Score	Final
1	Ryder Helfrick (1)	1	Feb. 13	vs. Oklahoma State	LHP Hudson Barrett	1	1	0	0-0	0-0	W, 12-2 (8)
2	Ryder Helfrick (2)	1	Feb. 13	vs. Oklahoma State	LHP Hudson Barrett	0	3	1	2-2	2-0	W, 12-2 (8)
3	Camden Kozeal (1)	1	Feb. 13	vs. Oklahoma State	LHP Drew Blake	1	7	0	3-2	3-2	W, 12-2 (8)
4	Maika Niu (1) !	1	Feb. 13	vs. Oklahoma State	RHP Parker Jennings	2	8	2	3-1	9-2	W, 12-2 (8)
5	Kuhio Aloy (1) *	2	Feb. 14	vs. #10 TCU	RHP Zack James	0	7	0	0-1	3-5	L, 5-4
6	Camden Kozeal (2)	3	Feb. 15	vs. Texas Tech	RHP Will Jordan	0	9	1	0-2	4-5	W, 6-5 (11)
7	Camden Kozeal (3)	5	Feb. 20	Xavier	RHP Ryan Piech	2	1	1	1-1	0-0	W, 5-2
8	Camden Kozeal (4)	6	Feb. 21	Xavier	RHP Jack Nobe	1	1	2	2-1	0-0	W, 7-6
9	Ryder Helfrick (3)	6	Feb. 21	Xavier	RHP Jack Nobe	0	5	1	0-0	3-4	W, 7-6
10	Kuhio Aloy (2)	6	Feb. 21	Xavier	RHP Karter Muck	0	5	2	1-1	4-4	W, 7-6
11	Zack Stewart (1) *	7	Feb. 22	Xavier	RHP Jack DeTienne	0	2	0	3-2	3-0	W, 11-0 (8)
12	Ryder Helfrick (4)	7	Feb. 22	Xavier	RHP Jack DeTienne	1	4	1	1-0	5-0	W, 11-0 (8)
13	Kuhio Aloy (3) !	7	Feb. 22	Xavier	RHP Asher DeLeo	2	8	2	1-1	8-0	W, 11-0 (8)
14	Maika Niu (2) *	8	Feb. 24	Arkansas State	RHP Andrew Allen	0	1	0	3-2	0-0	L, 12-4
15	Zack Stewart (2)	8	Feb. 24	Arkansas State	RHP Brett Foss	0	4	2	2-1	2-8	L, 12-4
16	Maika Niu (3)	11	Feb. 28	UT Arlington	RHP Nick Perry	2	3	1	0-1	3-0	W, 9-0
17	Camden Kozeal (5)	11	Feb. 28	UT Arlington	RHP Landon Murphy	2	8	2	1-1	6-0	W, 9-0
18	Zack Stewart (3)	12	March 1	UT Arlington	RHP Zach Evans	0	2	1	1-2	0-0	W, 11-1 (7)
19	Camden Kozeal (6)	12	March 1	UT Arlington	RHP Zach Evans	1	3	1	2-1	1-0	W, 11-1 (7)
20	Ryder Helfrick (5)	12	March 1	UT Arlington	RHP Jacob Gabler	1	6	2	0-0	7-1	W, 11-1 (7)
21	TJ Pompey (1) *	13	March 3	Oral Roberts	RHP Will Yeary	0	4	0	2-2	4-1	W, 10-2
22	Reese Robinett (1)	17	March 9	Stetson	RHP Dallis Moran	1	2	1	1-1	0-4	L, 6-4
23	Zack Stewart (4)	18	March 13	#3 Mississippi State	RHP Ryan McPherson	0	6	1	3-2	3-2	W, 5-4
24	TJ Pompey (2) * !	18	March 13	#3 Mississippi State	LHP Maddox Miller	0	9	0	3-2	4-4	W, 5-4
25	Damian Ruiz (1) *	21	March 17	Northern Colorado	RHP Mitch Haythorn	0	1	0	2-1	0-2	W, 13-2 (8)
26	TJ Pompey (3) *	21	March 17	Northern Colorado	RHP Jax Pfister	0	7	0	1-1	5-2	W, 13-2 (8)
27	Maika Niu (4)	23	March 20	at South Carolina	RHP Josh Gunther	2	1	1	0-1	1-0	W, 22-6 (7)
28	Damian Ruiz (2)	23	March 20	at South Carolina	RHP Josh Gunther	1	2	1	2-1	4-0	W, 22-6 (7)
29	Camden Kozeal (7)	23	March 20	at South Carolina	RHP Josh Gunther	0	2	1	2-1	6-0	W, 22-6 (7)
30	Kuhio Aloy (4)	23	March 20	at South Carolina	RHP Josh Gunther	1	3	1	1-1	7-0	W, 22-6 (7)
31	TJ Pompey (4)	23	March 20	at South Carolina	LHP Bryce Navarre	1	5	1	1-1	17-4	W, 22-6 (7)
32	Maika Niu (5) *	23	March 20	at South Carolina	LHP Bryce Navarre	0	6	0	1-1	20-4	W, 22-6 (7)
33	Damian Ruiz (3)	24	March 21	at South Carolina	RHP Amp Phillips	0	3	2	2-2	0-0	W, 3-2 (10)
34	Nolan Souza (1)	25	March 22	at South Carolina	RHP Brandon Stone	0	5	1	0-0	0-5	L, 9-4
35	Ryder Helfrick (6)	25	March 22	at South Carolina	RHP Zach Russell	1	7	2	0-0	2-8	L, 9-4
36	Zack Stewart (5)	26	March 24	UCA	RHP Jacob Pannell	0	4	1	3-1	0-2	W, 15-2 (7)
37	TJ Pompey (5)	26	March 24	UCA	RHP Austin Jones	3	5	0	0-1	7-2	W, 15-2 (7)
38	Carter Rutenbar (1)	26	March 24	UCA	RHP JB Williams	2	6	0	1-0	11-2	W, 15-2 (7)
39	TJ Pompey (6)	26	March 24	UCA	RHP JB Williams	0	6	1	2-0	14-2	W, 15-2 (7)
40	Ryder Helfrick (7)	27	March 27	Florida	LHP Ernesto Lugo-Canchola	1	5	0	1-1	0-4	L, 9-4
41	Ryder Helfrick (8)	29	March 29	Florida	RHP Luke McNeillie	1	7	2	1-2	3-6	L, 7-6
42	Kuhio Aloy (5)	29	March 29	Florida	RHP Luke McNeillie	0	8	1	0-2	5-7	L, 7-6
43	Ryder Helfrick (9)	30	March 31	at Missouri State	LHP Max Knight	0	3	1	2-2	1-6	L, 15-14 (10)
44	Nolan Souza (2)	30	March 31	at Missouri State	RHP Brock Lucas	2	3	2	1-0	2-6	L, 15-14 (10)
45	Christian Turner (1)	30	March 31	at Missouri State	RHP Trent Ash	2	5	0	3-2	7-9	L, 15-14 (10)
46	Camden Kozeal (8)	30	March 31	at Missouri State	LHP Tyler Charlton	3	7	1	1-2	10-12	L, 15-14 (10)
47	Ryder Helfrick (10)	31	April 2	at #18 Auburn	RHP Andreas Alvarez	0	4	1	1-1	0-0	L, 10-2
48	Ryder Helfrick (11) *	32	April 3	at #18 Auburn	LHP Jake Marciano	0	6	0	2-1	0-2	W, 3-2
49	Ryder Helfrick (12)	32	April 3	at #18 Auburn	RHP Jett Johnston	1	8	1	2-2	1-2	W, 3-2
50	Zack Stewart (6)	34	April 7	Little Rock	RHP Malcolm Brown	0	7	2	3-2	6-0	W, 7-0
51	Camden Kozeal (9) *	35	April 10	at #8 Alabama	LHP Matthew Heiberger	0	8	0	0-1	1-3	W, 7-5
52	TJ Pompey (7)	35	April 10	at #8 Alabama	RHP Hagan Banks	1	8	2	0-1	5-3	W, 7-5
53	TJ Pompey (8)	36	April 11	at #8 Alabama	RHP Austin Morris	2	8	1	0-1	7-4	W, 15-6
54	Carter Rutenbar (2)	39	April 16	#5 Georgia	RHP Zach Brown	0	7	1	1-1	5-2	W, 6-3
55	Damian Ruiz	40	April 17	#5 Georgia	RHP Caden Aoki	1	6	0	1-1	0-4	L, 5-3

\* - indicates leadoff home run / ^ - indicates back-to-back home run / ! - indicates walk-off home run / + - indicates pinch-hit home run / & - indicates inside-the-park home run

## HOME RUN DATA CHART III



No.	Player	Game	Date	Opponent	Pitcher	Location	Distance	Launch Angle	Exit Velo
1	Ryder Helfrick (1)	1	Feb. 13	vs. Oklahoma State	LHP Hudson Barrett	LC	428 feet	28.9 degrees	111 mph
2	Ryder Helfrick (2)	1	Feb. 13	vs. Oklahoma State	LHP Hudson Barrett	CF	432 feet	28.3 degrees	109 mph
3	Camden Kozeal (1)	1	Feb. 13	vs. Oklahoma State	LHP Drew Blake	RC	412 feet	31.1 degrees	109 mph
4	Maika Niu (1)	1	Feb. 13	vs. Oklahoma State	RHP Parker Jennings	RC	436 feet	26.5 degrees	114 mph
5	Kuhio Aloy (1)	2	Feb. 14	vs. #10 TCU	RHP Zack James	LC	448 feet	25.2 degrees	111 mph
6	Camden Kozeal (2)	3	Feb. 15	vs. Texas Tech	RHP Will Jordan	RF	409 feet	27.6 degrees	105 mph
7	Camden Kozeal (3)	5	Feb. 20	Xavier	RHP Ryan Piech	LC	378 feet	24.9 degrees	107 mph
8	Camden Kozeal (4)	6	Feb. 21	Xavier	RHP Jack Nobe	RC	388 feet	16.6 degrees	106 mph
9	Ryder Helfrick (3)	6	Feb. 21	Xavier	RHP Jack Nobe	LC	395 feet	14.1 degrees	108 mph
10	Kuhio Aloy (2)	6	Feb. 21	Xavier	RHP Karter Muck	LF	386 feet	36.1 degrees	99 mph
11	Zack Stewart (1)	7	Feb. 22	Xavier	RHP Jack DeTienne	RC	399 feet	21.9 degrees	99 mph
12	Ryder Helfrick (4)	7	Feb. 22	Xavier	RHP Jack DeTienne	LF	406 feet	33.1 degrees	102 mph
13	Kuhio Aloy (3)	7	Feb. 22	Xavier	RHP Asher DeLeo	CF	424 feet	33.3 degrees	106 mph
14	Maika Niu (2)	8	Feb. 24	Arkansas State	RHP Andrew Allen	LF	407 feet	36.5 degrees	106 mph
15	Zack Stewart (2)	8	Feb. 24	Arkansas State	RHP Brett Foss	RF	414 feet	28.7 degrees	110 mph
16	Maika Niu (3)	11	Feb. 28	UT Arlington	RHP Nick Perry	LF	341 feet	<b>41.7 degrees</b>	98 mph
17	Camden Kozeal (5)	11	Feb. 28	UT Arlington	RHP Landon Murphy	RL	372 feet	31.9 degrees	103 mph
18	Zack Stewart (3)	12	March 1	UT Arlington	RHP Zach Evans	CF	412 feet	24.5 degrees	107 mph
19	Camden Kozeal (6)	12	March 1	UT Arlington	RHP Zach Evans	CF	413 feet	31.1 degrees	109 mph
20	Ryder Helfrick (5)	12	March 1	UT Arlington	RHP Jacob Gabler	LF	389 feet	26.8 degrees	105 mph
21	TJ Pompey (1)	13	March 3	Oral Roberts	RHP Will Yeary	CF	437 feet	27.3 degrees	110 mph
22	Reese Robinett (1)	17	March 9	Stetson	RHP Dallis Moran	RC	397 feet	23.5 degrees	109 mph
23	Zack Stewart (4)	18	March 13	#3 Mississippi State	RHP Ryan McPherson	RF	433 feet	18.4 degrees	<b>115 mph</b>
24	TJ Pompey (2)	18	March 13	#3 Mississippi State	LHP Maddox Miller	RC	401 feet	34.1 degrees	106 mph
25	Damian Ruiz (1)	21	March 17	Northern Colorado	RHP Mitch Haythorn	LF	386 feet	28.5 degrees	103 mph
26	TJ Pompey (3)	21	March 17	Northern Colorado	RHP Jax Pfister	LF	354 feet	19.1 degrees	102 mph
27	Maika Niu (4)	23	March 20	at South Carolina	RHP Josh Gunther	CF	402 feet	32.2 degrees	109 mph
28	Damian Ruiz (2)	23	March 20	at South Carolina	RHP Josh Gunther	LF	353 feet	21.9 degrees	110 mph
29	Camden Kozeal (7)	23	March 20	at South Carolina	RHP Josh Gunther	RF	365 feet	25.5 degrees	98 mph
30	Kuhio Aloy (4)	23	March 20	at South Carolina	RHP Josh Gunther	LC	<b>450 feet</b>	23.1 degrees	110 mph
31	TJ Pompey (4)	23	March 20	at South Carolina	LHP Bryce Navarre	LF	388 feet	38.2 degrees	105 mph
32	Maika Niu (5)	23	March 20	at South Carolina	LHP Bryce Navarre	LF	391 feet	26.8 degrees	105 mph
33	Damian Ruiz (3)	24	March 21	at South Carolina	RHP Amp Phillips	CF	417 feet	26.9 degrees	105 mph
34	Nolan Souza (1)	25	March 22	at South Carolina	RHP Brandon Stone	LC	403 feet	25.9 degrees	108 mph
35	Ryder Helfrick (6)	25	March 22	at South Carolina	RHP Zach Russell	LC	444 feet	25.6 degrees	103 mph
36	Zack Stewart (5)	26	March 24	UCA	RHP Jacob Pannell	RC	398 feet	25.3 degrees	105 mph
37	TJ Pompey (5)	26	March 24	UCA	RHP Austin Jones	LF	391 feet	25.5 degrees	106 mph
38	Carter Rutenbar (1)	26	March 24	UCA	RHP JB Williams	RF	379 feet	21.8 degrees	108 mph
39	TJ Pompey (6)	26	March 24	UCA	RHP JB Williams	CF	426 feet	25.1 degrees	112 mph
40	Ryder Helfrick (7)	27	March 27	Florida	LHP Ernesto Lugo-Canchola	RC	390 feet	35.6 degrees	100 mph
41	Ryder Helfrick (8)	29	March 29	Florida	RHP Luke McNeillie	RC	374 feet	28.4 degrees	106 mph
42	Kuhio Aloy (5)	29	March 29	Florida	RHP Luke McNeillie	LC	392 feet	22.1 degrees	108 mph
43	Ryder Helfrick (9)	30	March 31	at Missouri State	LHP Max Knight	LF	430 feet	28.6 degrees	104 mph
44	Nolan Souza (2)	30	March 31	at Missouri State	RHP Brock Lucas	RC	409 feet	32.3 degrees	102 mph
45	Christian Turner (1)	30	March 31	at Missouri State	RHP Trent Ash	LF	361 feet	25.4 degrees	100 mph
46	Camden Kozeal (8)	30	March 31	at Missouri State	LHP Tyler Charlton	CF	432 feet	27.4 degrees	109 mph
47	Ryder Helfrick (10)	31	April 2	at #18 Auburn	RHP Andreas Alvarez	RF	374 feet	22.1 degrees	108 mph
48	Ryder Helfrick (11)	32	April 3	at #18 Auburn	LHP Jake Marciano	LC	401 feet	32.5 degrees	107 mph
49	Ryder Helfrick (12)	32	April 3	at #18 Auburn	RHP Jett Johnston	CF	398 feet	21.3 degrees	104 mph
50	Zack Stewart (6)	34	April 7	Little Rock	RHP Malcolm Brown	LC	369 feet	23.9 degrees	101 mph
51	Camden Kozeal (9)	35	April 10	at #8 Alabama	LHP Matthew Heiberger	LF	350 feet	29.9 degrees	98 mph
52	TJ Pompey (7)	35	April 10	at #8 Alabama	RHP Hagan Banks	LF	383 feet	31.2 degrees	104 mph
53	TJ Pompey (8)	36	April 11	at #8 Alabama	RHP Austin Morris	LF	360 feet	35.7 degrees	94 mph
54	Carter Rutenbar (2)	39	April 16	#5 Georgia	RHP Zach Brown	RC	404 feet	30.2 degrees	105 mph
55	Damian Ruiz	40	April 17	#5 Georgia	RHP Caden Aoki	LF	368 feet	26.2 degrees	104 mph

LF - left field | LL - left field line | LC - left center field | CF - center field | RC - right center field | RF - right field | RL - right field line



# ||| TEAM PITCHING GAME-BY-GAME

## STARTERS GAME-BY-GAME

Opponent	W-L	IP	H	R	ER	BB	SO
vs. Oklahoma St.	--	4.1	4	2	1	1	9
vs. #10 TCU	L	2.0	3	4	4	3	5
vs. Texas Tech	--	5.0	1	0	0	2	8
vs. Tarleton St.	--	4.1	4	1	1	1	5
Xavier	W	5.0	4	1	1	2	7
Xavier	--	4.0	5	4	2	1	9
Xavier	W	8.0	1	0	0	0	11
Arkansas St.	L	2.0	6	6	6	0	2
Arkansas St.	--	3.2	1	0	0	0	3
UT Arlington	L	5.1	8	4	4	2	5
UT Arlington	W	7.0	2	0	0	1	8
UT Arlington	W	6.0	5	1	0	1	7
Oral Roberts	--	2.0	5	1	1	1	1
Stetson	W	6.0	5	0	0	1	6
Stetson	W	6.0	4	1	0	0	12
Stetson	L	4.0	6	4	3	0	4
Stetson	L	0.0	4	4	4	1	0
#3 MSU	--	5.2	8	2	2	3	4
#3 MSU [DH-1]	L	4.2	4	5	5	3	8
#3 MSU [DH-2]	--	4.2	4	3	3	2	6
UNC	--	2.0	2	2	2	2	2
UNC	W	5.0	1	0	0	3	6
at S Carolina	W	5.0	5	4	2	2	7
at S Carolina	--	6.2	5	2	2	2	12
at S Carolina	L	2.1	4	3	3	2	2
UCA	--	2.0	2	1	1	2	2
Florida	L	1.1	1	3	3	4	0
Florida	--	4.0	5	3	3	4	4
Florida	L	2.1	6	3	3	0	2
at Missouri St.	--	1.0	3	4	4	1	2
at #18 Auburn	L	4.0	6	4	4	4	3
at #18 Auburn	W	7.0	6	2	1	0	11
at #18 Auburn	L	2.2	5	5	5	2	1
Little Rock	--	3.0	2	0	0	1	1
at #8 Alabama	--	6.0	3	2	2	3	9
at #8 Alabama	--	4.1	5	3	2	4	2
at #8 Alabama	--	3.0	3	2	1	2	1
vs. UAPB	W	3.0	1	0	0	0	1
#5 Georgia	W	5.1	5	2	2	1	6
#5 Georgia	L	5.0	7	4	4	2	2

## BULLPEN GAME-BY-GAME

Opponent	W-L	IP	H	R	ER	BB	SO
vs. Oklahoma St.	W	3.2	0	0	0	1	6
vs. #10 TCU	--	5.0	0	0	0	0	4
vs. Texas Tech	W	6.0	4	5	5	6	5
vs. Tarleton St.	W	4.2	2	0	0	1	8
Xavier	--	4.0	5	1	1	0	2
Xavier	W	5.0	4	2	2	0	5
Xavier	--	--	--	--	--	--	--
Arkansas St.	--	7.0	8	6	5	3	8
Arkansas St.	W	5.1	0	0	0	3	10
UT Arlington	--	3.2	1	0	0	0	5
UT Arlington	--	2.0	0	0	0	1	3
UT Arlington	--	1.0	0	0	0	0	1
Oral Roberts	W	7.0	4	1	1	1	10
Stetson	--	3.0	3	1	1	1	5
Stetson	--	1.0	0	0	0	0	1
Stetson	--	5.0	1	0	0	3	5
Stetson	--	9.0	7	2	2	0	5
#3 MSU	W	3.1	3	2	2	2	3
#3 MSU [DH-1]	--	4.1	4	2	2	3	3
#3 MSU [DH-2]	W	4.1	2	0	0	1	5
UNC	W	6.0	2	0	0	4	10
UNC	--	4.0	4	4	4	1	1
at S Carolina	--	2.0	4	2	2	1	2
at S Carolina	W	3.1	2	0	0	1	4
at S Carolina	--	5.2	8	6	5	2	7
UCA	W	5.0	3	1	1	0	7
Florida	--	7.2	8	6	6	6	9
Florida	L	5.0	5	4	4	4	5
Florida	--	6.2	11	4	4	3	10
at Missouri St.	L	8.0	11	11	8	2	9
at #18 Auburn	L	4.0	7	6	5	1	2
at #18 Auburn	--	2.0	0	0	0	0	3
at #18 Auburn	--	5.1	6	3	3	1	1
Little Rock	W	6.0	5	0	0	0	6
at #8 Alabama	W	3.0	4	3	3	2	3
at #8 Alabama	W	4.2	4	3	2	3	4
at #8 Alabama	W	6.0	6	0	0	3	7
vs. UAPB	--	4.0	1	2	2	6	5
#5 Georgia	--	3.2	2	1	1	2	4
#5 Georgia	--	4.0	4	1	1	1	3

## STARTING PITCHER GAME-BY-GAME

Date / Opponent	Starting Pitcher
Feb. 13 / vs. Oklahoma St.	RHP Gabe Gaeckle
Feb. 14 / vs. #10 TCU	LHP Hunter Dietz
Feb. 15 / vs. Texas Tech	LHP Colin Fisher
Feb. 16 / vs. Tarleton St.	RHP Peyton Lee
Feb. 20 / Xavier	RHP Gabe Gaeckle
Feb. 21 / Xavier	LHP Hunter Dietz
Feb. 22 / Xavier	LHP Colin Fisher
Feb. 24 / Arkansas St.	LHP Peyton Lee
Feb. 25 / Arkansas St.	RHP James DeCremer
Feb. 27 / UT Arlington	RHP Gabe Gaeckle
Feb. 28 / UT Arlington	LHP Hunter Dietz
March 1 / UT Arlington	LHP Colin Fisher
March 3 / Oral Roberts	RHP James DeCremer
March 6 / Stetson	RHP Gabe Gaeckle
March 7 / Stetson	LHP Hunter Dietz
March 8 / Stetson	LHP Colin Fisher
March 9 / Stetson	RHP James DeCremer
March 13 / #3 MSU	RHP Gabe Gaeckle
March 14 / #3 MSU [DH-1]	LHP Hunter Dietz
March 14 / #3 MSU [DH-2]	LHP Colin Fisher
March 17 / UNC	RHP Mark Brissey
March 18 / UNC	RHP Peyton Lee
March 20 / at S Carolina	RHP Gabe Gaeckle
March 21 / at S Carolina	LHP Hunter Dietz
March 22 / at S Carolina	LHP Colin Fisher
March 24 / UCA	RHP Peyton Lee
March 27 / Florida	RHP Gabe Gaeckle
March 28 / Florida	LHP Hunter Dietz
March 29 / Florida	LHP Colin Fisher
March 31 / at Missouri St.	RHP Steele Eaves
April 2 / at #18 Auburn	RHP Gabe Gaeckle
April 3 / at #18 Auburn	LHP Hunter Dietz
April 4 / at #18 Auburn	LHP Colin Fisher
April 7 / Little Rock	RHP Tate McGuire
April 10 / at #8 Alabama	LHP Hunter Dietz
April 11 / at #8 Alabama	LHP Cole Gibler
April 12 / at #8 Alabama	RHP Tate McGuire
April 14 / vs. UAPB	LHP Colin Fisher
April 16 / #5 Georgia	LHP Hunter Dietz
April 17 / #5 Georgia	LHP Cole Gibler



STARTER STATISTICS

Player	era	w-l	app	gs	cg	sho	sv	ip	h	r	er	bb	so	2b	3b	hr	b/avg	wp	hp	bk	sfa	sha
26 Tate McGuire	1.50	0-0	2	2	0	0/1	0	6.0	5	2	1	3	2	1	0	0	.227	0	0	0	0	0
32 Hunter Dietz	3.59	4-2	10	10	0	0/1	0	52.2	42	25	21	18	84	7	0	5	.211	7	4	0	0	3
38 Colin Fisher	4.03	3-4	9	9	1	1/0	0	38.0	33	19	17	9	42	6	0	3	.231	1	4	0	0	0
20 Gabe Gaeckle	4.17	3-3	8	8	0	0/0	0	36.2	41	20	17	19	41	8	0	5	.285	0	2	0	3	2
22 Peyton Lee	5.40	1-1	4	4	0	0/0	0	13.1	13	8	8	6	15	1	1	2	.260	1	3	0	0	0
29 Cole Gibler	5.79	0-1	2	2	0	0/0	0	9.1	12	7	6	6	4	2	0	1	.316	0	1	0	0	0
40 James DeCremer	7.94	0-1	3	3	0	0/1	0	5.2	10	5	5	2	4	1	0	1	.385	1	0	0	0	0
14 Mark Brissey	9.00	0-0	1	1	0	0/0	0	2.0	2	2	2	2	2	0	0	0	.286	0	1	0	0	0
13 Steele Eaves	36.00	0-0	1	1	0	0/0	0	1.0	3	4	4	1	2	1	0	1	.500	0	1	0	0	0
Totals	4.43	11-12	40	40	1	4/3	0	164.2	161	92	81	66	196	27	1	18	.254	10	16	0	3	5

TEAM RECORD PER STARTER

Pitcher (Total Starts)	Record
Hunter Dietz (10)	7-3
Colin Fisher (9)	5-4
Gabe Gaeckle (8)	5-3
Peyton Lee (4)	3-1
James DeCremer (3)	2-1
Tate McGuire (2)	2-0
Cole Gibler (2)	1-1
Mark Brissey (1)	1-0
Steele Eaves (1)	0-1

QUALITY STARTS

Pitcher (Total Starts)	QS	Record
Hunter Dietz (10)	5	5-0
Colin Fisher (9)	2	2-0
Gabe Gaeckle (8)	1	1-0
Mark Brissey (1)	0	0-0
James DeCremer (3)	0	0-0
Steele Eaves (1)	0	0-0
Cole Gibler (2)	0	0-0
Peyton Lee (4)	0	0-0
Tate McGuire (2)	0	0-0

RUN SUPPORT

Pitcher (Total Starts)	Runs	Per Start
Steele Eaves (1)	14	14.0
Mark Brissey (1)	13	13.0
Cole Gibler (2)	18	9.0
Peyton Lee (4)	31	7.8
Gabe Gaeckle (8)	60	7.5
Colin Fisher (9)	61	6.8
Hunter Dietz (10)	58	5.8
James DeCremer (3)	15	5.0
Tate McGuire (2)	10	5.0

RELIEVER STATISTICS

Player	era	w-l	app	gs	cg	sho	sv	ip	h	r	er	bb	so	2b	3b	hr	b/avg	wp	hp	bk	sfa	sha
28 Jordan Martin	0.00	0-0	3	0	0	0/0	0	3.0	4	0	0	2	3	0	0	0	.333	0	0	0	0	0
45 Tye Briscoe	0.00	0-0	2	0	0	0/0	0	1.0	0	0	0	1	3	0	0	0	.000	0	0	0	0	0
33 Ethan McElvain	1.29	3-0	12	0	0	0/1	3	21.0	12	3	3	8	32	1	0	0	.154	1	3	0	0	0
13 Steele Eaves	1.75	4-1	15	0	0	0/2	0	25.2	18	6	5	5	21	1	0	4	.196	1	3	1	1	1
36 Parker Coil	2.10	1-0	15	0	0	0/2	2	25.2	20	9	6	6	31	3	0	5	.211	0	0	0	2	2
29 Cole Gibler	2.57	3-0	9	0	0	0/0	1	28.0	19	9	8	9	28	2	0	3	.186	3	3	0	1	0
20 Gabe Gaeckle	3.00	2-0	4	0	0	0/1	0	6.0	8	2	2	3	6	1	0	0	.308	1	0	0	0	0
40 James DeCremer	3.86	0-0	4	0	0	0/0	0	4.2	5	2	2	1	1	2	0	0	.313	1	1	1	0	1
26 Tate McGuire	4.30	0-0	10	0	0	0/0	0	23.0	19	11	11	6	21	1	0	5	.226	1	1	0	0	0
11 Luke Cornelison	4.50	0-0	4	0	0	0/0	0	6.0	7	4	3	2	6	0	0	2	.280	1	0	0	0	0
14 Mark Brissey	5.84	0-0	10	0	0	0/1	1	12.1	8	8	8	7	18	0	0	1	.178	1	2	0	0	0
15 Jackson Kircher	6.00	1-0	10	0	0	0/0	0	9.0	8	7	6	8	15	1	0	1	.235	2	2	0	0	0
38 Colin Fisher	6.00	1-0	1	0	0	0/0	0	3.0	3	2	2	2	1	0	0	0	.273	0	0	0	0	0
48 Cooper Dossett	8.71	0-0	9	0	0	0/1	0	10.1	8	10	10	8	11	2	0	2	.216	0	0	1	0	0
1 Carson Brumbaugh	9.00	0-0	1	0	0	0/0	0	1.0	1	1	1	1	0	1	0	0	.333	2	0	0	0	0
22 Peyton Lee	13.50	0-1	1	0	0	0/0	0	0.2	1	1	1	0	0	0	0	1	.333	0	0	0	0	0
34 Joey Lorenzini	45.00	0-0	2	0	0	0/0	0	1.0	5	5	5	1	0	0	0	2	.625	0	1	1	0	0
Totals	3.62	15-2	40	0	0	4/3	7	181.1	146	80	73	70	197	15	0	26	.217	14	16	4	4	4
Opponents	7.35	7-11	40	0	0	0/0	11	175.0	203	164	143	108	189	50	2	32	.287	29	15	3	14	1



# ||| GAME-BY-GAME BATTING ORDER

RECORD: 26-14 • HOME: 16-9 • AWAY: 6-4 • NEUTRAL: 4-1 • SEC: 9-8

Date	Opponent	1	2	3	4	5	6	7	8	9
Feb. 13	vs. Oklahoma State	Souza	Helfrick	Kozeal	Niu	Aloy	Robinett	Pompey	Brumbaugh	Ruiz
Feb. 14	vs. #10 TCU	Souza	Helfrick	Kozeal	Niu	Aloy	Robinett	Pompey	Brumbaugh	Ruiz
Feb. 15	vs. Texas Tech	Ruiz	Helfrick	Niu	Kozeal	Peck	Rutenbar	Pompey	Brumbaugh	Turner
Feb. 16	vs. Tarleton State	Ruiz	Helfrick	Kozeal	Niu	Robinett	Souza	Pompey	Stewart	Brumbaugh
Feb. 20	Xavier	Ruiz	Souza	Helfrick	Kozeal	Aloy	Robinett	Niu	Pompey	Brumbaugh
Feb. 21	Xavier	Ruiz	Souza	Helfrick	Kozeal	Aloy	Robinett	Niu	Pompey	Brumbaugh
Feb. 22	Xavier	Niu	Souza	Helfrick	Kozeal	Aloy	Robinett	Pompey	Stewart	Brumbaugh
Feb. 24	Arkansas State	Niu	Souza	Helfrick	Kozeal	Aloy	Robinett	Pompey	Stewart	Willis
Feb. 25	Arkansas State	Niu	Helfrick	Robinett	Aloy	Souza	Stewart	Pompey	Turner	Brumbaugh
Feb. 27	UT Arlington	Ruiz	Helfrick	Kozeal	Aloy	Robinett	Niu	Souza	Pompey	Brumbaugh
Feb. 28	UT Arlington	Ruiz	Kozeal	Helfrick	Aloy	Robinett	Stewart	Niu	Souza	Brumbaugh
March 1	UT Arlington	Ruiz	Kozeal	Helfrick	Aloy	Robinett	Stewart	Niu	Souza	Brumbaugh
March 3	Oral Roberts	Ruiz	Helfrick	Kozeal	Aloy	Robinett	Niu	Stewart	Brumbaugh	Pompey
March 6	Stetson	Ruiz	Helfrick	Kozeal	Aloy	Stewart	Niu	Robinett	Pompey	Brumbaugh
March 7	Stetson	Ruiz	Kozeal	Helfrick	Stewart	Aloy	Robinett	Niu	Souza	Pompey
March 8	Stetson	Ruiz	Helfrick	Kozeal	Aloy	Robinett	Niu	Souza	Rutenbar	Brumbaugh
March 9	Stetson	Ruiz	Kozeal	Helfrick	Rutenbar	Aloy	Robinett	Niu	Souza	Pompey
March 13	#3 Mississippi State	Ruiz	Kozeal	Helfrick	Stewart	Niu	Rutenbar	Aloy	Robinett	Souza
March 14	#3 Mississippi State [DH-1]	Ruiz	Kozeal	Helfrick	Niu	Stewart	Aloy	Robinett	Pompey	Souza
March 14	#3 Mississippi State [DH-2]	Ruiz	Kozeal	Helfrick	Stewart	Aloy	Niu	Robinett	Pompey	Souza
March 17	Northern Colorado	Ruiz	Kozeal	Helfrick	Stewart	Niu	Rutenbar	Pompey	Souza	Schaefer
March 18	Northern Colorado	Ruiz	Kozeal	Aloy	Stewart	Rutenbar	Pompey	Robinett	Brumbaugh	Turner
March 20	at South Carolina	Ruiz	Kozeal	Helfrick	Stewart	Niu	Robinett	Aloy	Pompey	Souza
March 21	at South Carolina	Ruiz	Kozeal	Helfrick	Stewart	Niu	Robinett	Aloy	Pompey	Souza
March 22	at South Carolina	Ruiz	Kozeal	Helfrick	Stewart	Niu	Robinett	Aloy	Pompey	Souza
March 24	UCA	Ruiz	Kozeal	Helfrick	Stewart	Niu	Souza	Aloy	Robinett	Pompey
March 27	Florida	Ruiz	Kozeal	Helfrick	Stewart	Souza	Niu	Rutenbar	Robinett	Pompey
March 28	Florida	Ruiz	Kozeal	Helfrick	Stewart	Niu	Souza	Robinett	Aloy	Rutenbar
March 29	Florida	Rutenbar	Helfrick	Kozeal	Stewart	Aloy	Souza	Robinett	Ruiz	Turner
March 31	at Missouri State	Rutenbar	Kozeal	Helfrick	Stewart	Robinett	Aloy	Souza	Pompey	Turner
April 2	at #18 Auburn	Rutenbar	Souza	Kozeal	Helfrick	Stewart	Robinett	Turner	Niu	Pompey
April 3	at #18 Auburn	Souza	Helfrick	Kozeal	Rutenbar	Niu	Robinett	Stewart	Aloy	Turner
April 4	at #18 Auburn	Souza	Helfrick	Kozeal	Rutenbar	Niu	Robinett	Stewart	Aloy	Turner
April 7	Little Rock	Rutenbar	Helfrick	Kozeal	Niu	Souza	Aloy	Stewart	Pompey	Robinett
April 10	at #8 Alabama	Rutenbar	Kozeal	Helfrick	Souza	Stewart	Robinett	Aloy	Turner	Pompey
April 11	at #8 Alabama	Rutenbar	Helfrick	Niu	Kozeal	Ruiz	Aloy	Peck	Souza	Pompey
April 12	at #8 Alabama	Rutenbar	Helfrick	Niu	Kozeal	Ruiz	Aloy	Souza	Pompey	Robinett
April 14	vs. UAPB	Rutenbar	Helfrick	Kozeal	Ruiz	Souza	Niu	Stewart	Aloy	Pompey
April 16	#5 Georgia	Rutenbar	Helfrick	Kozeal	Ruiz	Souza	Niu	Aloy	Robinett	Pompey
April 17	#5 Georgia	Rutenbar	Helfrick	Kozeal	Ruiz	Souza	Niu	Stewart	Robinett	Pompey

# GAME-BY-GAME DEFENSIVE LINEUP |||



**RECORD:** 26-14 • **HOME:** 16-9 • **AWAY:** 6-4 • **NEUTRAL:** 4-1 • **SEC:** 9-8

Date	Opponent	C	1B	2B	3B	SS	LF	CF	RF	DH	SP
Feb. 13	vs. Oklahoma State	Helfrick	Robinett	Kozeal	Pompey	Brumbaugh	Ruiz	Niu	Aloy	Souza	Gaeckle
Feb. 14	vs. #10 TCU	Helfrick	Robinett	Kozeal	Pompey	Brumbaugh	Ruiz	Niu	Aloy	Souza	Dietz
Feb. 15	vs. Texas Tech	Helfrick	Peck	Kozeal	Pompey	Brumbaugh	Ruiz	Niu	Turner	Rutenbar	Fisher
Feb. 16	vs. Tarleton State	Helfrick	Robinett	Kozeal	Pompey	Brumbaugh	Ruiz	Niu	Stewart	Souza	Lee
Feb. 20	Xavier	Helfrick	Robinett	Kozeal	Pompey	Brumbaugh	Ruiz	Niu	Aloy	Souza	Gaeckle
Feb. 21	Xavier	Helfrick	Robinett	Kozeal	Pompey	Brumbaugh	Ruiz	Niu	Aloy	Souza	Dietz
Feb. 22	Xavier	Helfrick	Robinett	Kozeal	Pompey	Brumbaugh	Stewart	Niu	Aloy	Souza	Fisher
Feb. 24	Arkansas State	Helfrick	Robinett	Kozeal	Souza	Pompey	Stewart	Niu	Aloy	Willis	Lee
Feb. 25	Arkansas State	Helfrick	Robinett	Souza	Pompey	Brumbaugh	Turner	Niu	Aloy	Stewart	DeCremer
Feb. 27	UT Arlington	Helfrick	Robinett	Souza	Pompey	Brumbaugh	Ruiz	Niu	Aloy	Kozeal	Gaeckle
Feb. 28	UT Arlington	Helfrick	Robinett	Kozeal	Souza	Brumbaugh	Ruiz	Niu	Stewart	Aloy	Dietz
March 1	UT Arlington	Helfrick	Robinett	Kozeal	Souza	Brumbaugh	Ruiz	Niu	Stewart	Aloy	Fisher
March 3	Oral Roberts	Helfrick	Robinett	Kozeal	Pompey	Brumbaugh	Ruiz	Niu	Aloy	Stewart	DeCremer
March 6	Stetson	Helfrick	Robinett	Kozeal	Pompey	Brumbaugh	Ruiz	Niu	Stewart	Aloy	Gaeckle
March 7	Stetson	Helfrick	Robinett	Kozeal	Souza	Pompey	Ruiz	Niu	Aloy	Stewart	Dietz
March 8	Stetson	Helfrick	Robinett	Kozeal	Souza	Brumbaugh	Ruiz	Niu	Rutenbar	Aloy	Fisher
March 9	Stetson	Helfrick	Robinett	Kozeal	Pompey	Souza	Ruiz	Niu	Aloy	Rutenbar	DeCremer
March 13	#3 Mississippi State	Helfrick	Rutenbar	Souza	Robinett	Kozeal	Ruiz	Niu	Aloy	Stewart	Gaeckle
March 14	#3 Mississippi State [DH-1]	Helfrick	Robinett	Souza	Pompey	Kozeal	Ruiz	Niu	Aloy	Stewart	Dietz
March 14	#3 Mississippi State [DH-2]	Helfrick	Robinett	Souza	Pompey	Kozeal	Ruiz	Niu	Aloy	Stewart	Fisher
March 17	Northern Colorado	Helfrick	Rutenbar	Souza	Pompey	Kozeal	Ruiz	Niu	Schaefer	Stewart	Brissey
March 18	Northern Colorado	Rutenbar	Robinett	Kozeal	Pompey	Brumbaugh	Turner	Ruiz	Stewart	Aloy	Lee
March 20	at South Carolina	Helfrick	Robinett	Souza	Pompey	Kozeal	Ruiz	Niu	Stewart	Aloy	Gaeckle
March 21	at South Carolina	Helfrick	Robinett	Souza	Pompey	Kozeal	Ruiz	Niu	Stewart	Aloy	Dietz
March 22	at South Carolina	Helfrick	Robinett	Souza	Pompey	Kozeal	Ruiz	Niu	Stewart	Aloy	Fisher
March 24	UCA	Helfrick	Robinett	Souza	Pompey	Kozeal	Ruiz	Niu	Stewart	Aloy	Lee
March 27	Florida	Helfrick	Robinett	Souza	Pompey	Kozeal	Ruiz	Niu	Stewart	Rutenbar	Gaeckle
March 28	Florida	Helfrick	Rutenbar	Souza	Robinett	Kozeal	Ruiz	Niu	Stewart	Aloy	Dietz
March 29	Florida	Helfrick	Rutenbar	Souza	Robinett	Kozeal	Turner	Ruiz	Stewart	Aloy	Fisher
March 31	at Missouri State	Helfrick	Robinett	Souza	Pompey	Kozeal	Rutenbar	Turner	Stewart	Aloy	Eaves
April 2	at #18 Auburn	Helfrick	Robinett	Souza	Pompey	Kozeal	Turner	Niu	Stewart	Rutenbar	Gaeckle
April 3	at #18 Auburn	Helfrick	Rutenbar	Souza	Robinett	Kozeal	Turner	Niu	Stewart	Aloy	Dietz
April 4	at #18 Auburn	Helfrick	Rutenbar	Souza	Robinett	Kozeal	Turner	Niu	Stewart	Aloy	Fisher
April 7	Little Rock	Helfrick	Robinett	Souza	Pompey	Kozeal	Rutenbar	Niu	Stewart	Aloy	McGuire
April 10	at #8 Alabama	Helfrick	Robinett	Souza	Pompey	Kozeal	Rutenbar	Turner	Stewart	Aloy	Dietz
April 11	at #8 Alabama	Helfrick	Peck	Souza	Pompey	Kozeal	Ruiz	Niu	Rutenbar	Aloy	Gibler
April 12	at #8 Alabama	Helfrick	Robinett	Souza	Pompey	Kozeal	Ruiz	Niu	Rutenbar	Aloy	McGuire
April 14	vs. UAPB	Helfrick	Rutenbar	Souza	Pompey	Kozeal	Ruiz	Niu	Stewart	Aloy	Fisher
April 16	#5 Georgia	Helfrick	Robinett	Souza	Pompey	Kozeal	Ruiz	Niu	Rutenbar	Aloy	Dietz
April 17	#5 Georgia	Helfrick	Robinett	Souza	Pompey	Kozeal	Ruiz	Niu	Rutenbar	Stewart	Gibler



# ||| GAME-BY-GAME HITTING

RECORD: 26-14 • HOME: 16-9 • AWAY: 6-4 • NEUTRAL: 4-1 • SEC: 9-8

Date	Opponent	AB	R	H	RBI	2B	3B	HR	BB	IBB	SB	CS	HBP	SAC	SF	GDP	K	PO	A	E	Avg
Feb. 13	vs. Oklahoma State	35	12	13	12	1	0	4	4	1	2	1	0	0	1	0	11	24	6	1	.371
Feb. 14	vs. #10 TCU	34	4	6	3	1	0	1	7	0	2	0	1	0	0	0	14	24	5	0	.275
Feb. 15	vs. Texas Tech	40	6	9	4	1	0	1	7	0	2	0	0	0	1	0	14	33	9	0	.257
Feb. 16	vs. Tarleton State	34	3	8	3	2	0	0	2	0	1	1	0	0	0	1	7	27	6	1	.252
Feb. 20	Xavier	28	5	5	5	2	0	1	2	0	0	1	1	0	0	1	12	27	13	1	.240
Feb. 21	Xavier	37	7	13	7	1	1	3	4	0	1	1	0	0	0	0	10	27	8	2	.260
Feb. 22	Xavier	37	11	14	11	3	0	3	4	1	0	0	0	0	0	0	10	24	11	0	.278
Feb. 24	Arkansas State	32	4	8	4	0	0	2	4	0	0	0	0	0	0	1	9	27	9	1	.274
Feb. 25	Arkansas State	27	1	7	1	0	0	0	6	1	2	0	0	1	0	2	7	27	11	1	.273
Feb. 27	UT Arlington	31	3	4	3	2	0	0	2	0	0	0	0	0	0	2	11	27	11	0	.260
Feb. 28	UT Arlington	34	9	12	9	0	0	2	3	0	1	0	1	0	1	1	5	27	10	0	.268
March 1	UT Arlington	32	11	14	11	4	0	3	6	0	3	0	0	0	1	0	3	21	8	2	.282
March 3	Oral Roberts	37	10	12	8	2	0	1	6	0	1	0	0	0	1	0	9	27	8	1	.285
March 6	Stetson	33	7	13	7	5	0	0	6	0	0	0	0	0	1	2	5	27	4	3	.293
March 7	Stetson	28	13	13	12	3	0	0	9	0	4	1	1	0	2	0	5	21	5	1	.303
March 8	Stetson	29	1	5	1	2	0	0	6	0	1	0	0	1	0	1	5	27	12	2	.295
March 9	Stetson	39	4	12	3	2	0	1	1	0	0	1	1	0	0	0	10	27	15	0	.296
March 13	#3 Mississippi State	32	5	7	5	1	0	2	1	0	0	0	0	0	0	0	10	27	10	1	.292
March 14	#3 Mississippi State [DH-1]	33	2	6	2	2	1	0	2	0	1	0	0	0	0	0	11	27	8	0	.286
March 14	#3 Mississippi State [DH-2]	32	7	8	4	1	0	0	7	0	3	1	1	0	0	0	13	27	10	1	.285
March 17	Northern Colorado	33	13	12	10	5	0	2	14	0	5	0	1	0	0	2	5	24	7	1	.288
March 18	Northern Colorado	33	9	11	8	2	1	0	9	0	4	0	1	0	0	2	5	27	13	0	.290
March 20	at South Carolina	36	22	14	21	2	0	6	12	0	2	0	3	0	1	0	10	21	4	1	.295
March 21	at South Carolina	34	3	5	2	1	0	1	5	1	0	0	0	1	0	0	10	30	7	0	.289
March 22	at South Carolina	37	4	10	4	4	0	2	3	0	0	0	0	0	0	0	9	24	9	2	.288
March 24	UCA	29	15	10	14	3	0	4	7	0	1	0	2	0	0	0	7	21	1	0	.290
March 27	Florida	32	4	5	4	3	0	1	7	0	0	0	0	0	0	0	16	27	11	0	.285
March 28	Florida	35	4	6	2	1	0	0	3	0	3	0	0	0	1	0	11	27	15	0	.281
March 29	Florida	37	6	10	5	2	0	2	1	0	1	0	0	0	0	1	10	27	7	0	.280
March 31	at Missouri State	40	14	12	14	2	0	4	9	0	0	0	0	0	1	1	14	27	7	2	.281
April 2	at #18 Auburn	36	2	10	2	2	0	1	2	0	0	1	1	0	0	0	15	24	9	1	.281
April 3	at #18 Auburn	33	3	6	3	1	0	2	1	0	0	0	0	0	0	0	12	27	10	1	.278
April 4	at #18 Auburn	30	3	4	3	0	0	0	1	0	0	0	2	0	0	0	12	24	13	0	.274
April 7	Little Rock	28	7	4	6	2	0	1	7	1	3	0	2	0	1	0	7	27	13	2	.271
April 10	at #8 Alabama	36	7	9	5	3	0	2	3	0	1	0	1	0	0	0	9	27	7	2	.270
April 11	at #8 Alabama	38	15	14	14	4	0	1	4	0	3	1	2	1	2	0	6	27	14	2	.273
April 12	at #8 Alabama	32	3	6	3	2	1	0	3	0	0	0	1	0	1	1	8	27	10	2	.271
April 14	vs. UAPB	29	12	13	10	3	0	0	9	0	5	0	3	0	2	1	8	21	10	0	.275
April 16	#5 Georgia	28	6	7	5	1	0	1	4	0	5	0	0	0	2	1	11	27	6	0	.275
April 17	#5 Georgia	33	3	5	2	0	0	1	6	0	1	0	0	0	0	0	10	27	13	0	.272
	<b>Totals</b>	<b>1333</b>	<b>280</b>	<b>362</b>	<b>252</b>	<b>78</b>	<b>4</b>	<b>55</b>	<b>199</b>	<b>5</b>	<b>58</b>	<b>9</b>	<b>25</b>	<b>4</b>	<b>19</b>	<b>20</b>	<b>376</b>	<b>1038</b>	<b>365</b>	<b>34</b>	<b>.272</b>



RECORD: 26-14 • HOME: 16-9 • AWAY: 6-4 • NEUTRAL: 4-1 • SEC: 9-8

Date	Opponent	IP	H	R	ER	BB	SO	2B	3B	HR	WP	BK	HBP	DP	IBB	Score	W	L	SV	ERA
Feb. 13	vs. Oklahoma State	8.0	4	2	1	2	15	0	0	1	0	0	0	0	0	12-2	1	0	0	1.12
Feb. 14	vs. #10 TCU	8.0	4	5	5	4	10	2	0	0	0	0	2	0	0	4-5	1	1	0	3.38
Feb. 15	vs. Texas Tech	11.0	5	5	5	8	13	0	0	0	1	0	1	1	0	6-5	2	1	0	3.67
Feb. 16	vs. Tarleton State	9.0	6	1	1	2	13	1	1	0	1	0	2	1	0	3-1	3	1	1	3.00
Feb. 20	Xavier	9.0	9	2	2	2	9	3	0	2	0	0	1	1	0	5-2	4	1	2	2.80
Feb. 21	Xavier	9.0	9	6	4	1	14	0	0	2	0	0	1	0	0	7-6	5	1	2	3.00
Feb. 22	Xavier	8.0	1	0	0	0	11	0	0	0	0	0	0	0	0	11-0	6	1	2	2.61
Feb. 24	Arkansas State	9.0	14	12	11	3	10	1	0	5	1	0	1	1	0	4-12	6	2	2	3.68
Feb. 25	Arkansas State	9.0	1	0	0	3	13	1	0	0	0	0	0	0	1	1-0	7	2	3	3.26
Feb. 27	UT Arlington	9.0	9	4	4	2	10	2	0	1	0	0	1	1	0	3-4	7	3	3	3.34
Feb. 28	UT Arlington	9.0	2	0	0	2	11	1	0	0	0	0	0	0	0	9-0	8	3	3	3.03
March 1	UT Arlington	7.0	5	1	0	1	8	1	0	0	0	0	1	1	0	11-1	9	3	3	2.83
March 3	Oral Roberts	9.0	9	2	2	2	11	0	0	1	0	0	1	1	0	10-2	10	3	3	2.76
March 6	Stetson	9.0	8	1	1	2	11	1	0	0	0	0	0	0	0	7-1	11	3	3	2.63
March 7	Stetson	7.0	4	1	0	0	13	0	0	0	1	0	0	0	0	13-1	12	3	3	2.49
March 8	Stetson	9.0	7	4	3	3	9	1	0	2	0	0	0	1	0	1-4	12	4	3	2.53
March 9	Stetson	9.0	11	6	6	1	5	0	0	1	1	0	1	2	0	4-6	12	5	3	2.74
March 13	#3 Mississippi State	9.0	11	4	4	5	7	1	0	1	0	0	1	1	0	5-4	13	5	3	2.81
March 14	#3 Mississippi State [DH-1]	9.0	8	7	7	6	11	1	0	1	1	0	0	2	0	2-7	13	6	3	3.04
March 14	#3 Mississippi State [DH-2]	9.0	6	3	3	3	11	0	0	0	0	0	1	0	0	7-3	14	6	3	3.03
March 17	Northern Colorado	8.0	4	2	2	6	12	0	0	0	0	0	1	1	0	13-2	15	6	3	3.00
March 18	Northern Colorado	9.0	5	4	4	4	7	0	0	1	0	1	1	2	0	9-4	16	6	3	3.05
March 20	at South Carolina	7.0	9	6	4	3	9	0	0	3	0	0	0	1	0	22-6	17	6	3	3.12
March 21	at South Carolina	10.0	7	2	2	3	16	1	0	0	1	0	0	0	0	3-2	18	6	3	3.06
March 22	at South Carolina	8.0	12	9	8	4	9	2	0	4	0	0	1	0	0	4-9	18	7	3	3.28
March 24	UCA	7.0	5	2	2	2	9	1	0	1	0	0	1	0	0	15-2	19	7	3	3.25
March 27	Florida	9.0	9	9	9	10	9	1	0	2	3	0	2	1	0	4-9	19	8	3	3.48
March 28	Florida	9.0	10	7	7	8	9	2	0	1	2	1	2	1	0	4-7	19	9	3	3.61
March 29	Florida	9.0	17	7	7	3	12	2	0	2	1	0	1	1	0	6-7	19	10	3	3.73
March 31	at Missouri State	9.0	14	15	12	3	11	4	0	4	0	1	2	0	0	14-15	19	11	3	4.02
April 2	at #18 Auburn	8.0	13	10	9	5	5	4	0	1	3	0	0	2	0	2-10	19	12	3	4.20
April 3	at #18 Auburn	9.0	6	2	1	0	14	1	0	0	2	0	1	0	0	3-2	20	12	4	4.09
April 4	at #18 Auburn	8.0	11	8	8	3	2	3	0	2	1	0	2	0	0	3-8	20	13	4	4.23
April 7	Little Rock	9.0	7	0	0	1	7	0	0	0	0	0	1	2	0	7-0	21	13	4	4.10
April 10	at #8 Alabama	9.0	7	5	5	5	12	0	0	2	2	0	2	0	1	7-5	22	13	5	4.13
April 11	at #8 Alabama	9.0	9	6	4	7	6	1	0	0	0	0	0	2	0	15-6	23	13	5	4.12
April 12	at #8 Alabama	9.0	9	2	1	5	8	2	0	0	0	0	0	1	2	3-2	24	13	6	4.04
April 14	vs. UAPB	7.0	2	2	2	6	6	0	0	0	2	1	0	0	0	12-2	25	13	6	4.01
April 16	#5 Georgia	9.0	7	3	3	3	10	0	0	2	1	0	0	0	0	6-3	26	13	7	3.98
April 17	#5 Georgia	9.0	11	5	5	3	5	2	0	2	0	0	1	1	0	3-5	26	14	7	4.01
	<b>Totals</b>	<b>346.0</b>	<b>307</b>	<b>172</b>	<b>154</b>	<b>136</b>	<b>393</b>	<b>42</b>	<b>1</b>	<b>44</b>	<b>24</b>	<b>4</b>	<b>32</b>	<b>29</b>	<b>4</b>	<b>280-172</b>	<b>26</b>	<b>14</b>	<b>7</b>	<b>4.01</b>



## 1 CARSON BRUMBAUGH

### SEASON HIGHS

Category	High	Opponent (Last)	Date
Hits	2	UT Arlington	3/1/26
Runs	2	UT Arlington	3/1/26
Doubles	2	UT Arlington	3/1/26
Triples	--	--	--
Home Runs	--	--	--
RBI	1	2x (Stetson)	3/6/26
Walks	1	2x (UT Arlington)	2/28/26
Stolen Bases	--	--	--

### CAREER HIGHS

Category	High	Opponent (Last)	Date
Hits	2	UT Arlington	3/1/26
Runs	2	UT Arlington	3/1/26
Doubles	2	UT Arlington	3/1/26
Triples	--	--	--
Home Runs	--	--	--
RBI	1	2x (Stetson)	3/6/26
Walks	1	2x (UT Arlington)	2/28/26
Stolen Bases	--	--	--



## 3 NOLAN SOUZA

### SEASON HIGHS

Category	High	Opponent (Last)	Date
Hits	3	2x (at Missouri State)	3/31/26
Runs	3	2x (at Missouri State)	3/31/26
Doubles	2	Xavier	2/20/26
Triples	--	--	--
Home Runs	1	2x (at Missouri State)	3/31/26
RBI	3	3x (at #8 Alabama)	4/11/26
Walks	2	3x (#5 Georgia)	4/16/24
Stolen Bases	2	3x (#5 Georgia)	4/16/24

### CAREER HIGHS

Category	High	Opponent (Last)	Date
Hits	3	6x (at Missouri State)	3/31/26
Runs	3	3x (at Missouri State)	3/31/26
Doubles	2	Xavier	2/20/26
Triples	--	--	--
Home Runs	2	Missouri	3/15/24
RBI	5	Ole Miss	4/6/24
Walks	3	2x (South Carolina)	3/23/25
Stolen Bases	3	Arkansas State	4/8/25



## 4 MAIKA NIU

### SEASON HIGHS

Category	High	Opponent (Last)	Date
Hits	3	2x (at South Carolina)	3/20/26
Runs	4	at South Carolina	3/20/26
Doubles	1	8x (Florida)	3/27/26
Triples	--	--	--
Home Runs	2	at South Carolina	3/20/26
RBI	6	at South Carolina	3/20/26
Walks	1	11x (#5 Georgia)	4/17/26
Stolen Bases	2	Stetson	3/7/26

### CAREER HIGHS

Category	High	Opponent (Last)	Date
Hits	4	2x (Louisiana)	5/23/25
Runs	4	2x (at South Carolina)	3/20/26
Doubles	2	3x (at Ohio)	4/29/25
Triples	2	2x (CMU)	3/12/25
Home Runs	3	Louisiana	5/23/25
RBI	6	2x (at South Carolina)	3/20/26
Walks	2	7x (at Georgia State)	5/11/25
Stolen Bases	2	5x (Stetson)	3/7/26



## 5 TJ POMPEY

### SEASON HIGHS

Category	High	Opponent (Last)	Date
Hits	3	2x (at #8 Alabama)	4/11/26
Runs	3	3x (at #8 Alabama)	4/11/26
Doubles	1	3x (at #8 Alabama)	4/11/26
Triples	1	#3 Mississippi State [DH-1]	3/14/26
Home Runs	2	UCA	3/24/26
RBI	5	UCA	3/24/26
Walks	2	2x (at Missouri State)	3/31/26
Stolen Bases	2	2x (Little Rock)	4/7/26

### CAREER HIGHS

Category	High	Opponent (Last)	Date
Hits	4	2x (Texas Southern)	2/24/24
Runs	4	2x (at Abilene Christian)	4/10/24
Doubles	2	at Houston	3/15/25
Triples	1	3x (#3 Mississippi State [DH-1])	3/14/26
Home Runs	2	2x (UCA)	3/24/26
RBI	5	4x (UCA)	3/24/26
Walks	2	9x (at Missouri State)	3/31/26
Stolen Bases	2	2x (Little Rock)	4/7/26

**8 CAMDEN KOZEAL****SEASON HIGHS**

Category	High	Opponent (Last)	Date
Hits	4	Xavier	2/21/26
Runs	3	4x (at South Carolina)	3/20/26
Doubles	2	Northern Colorado	3/17/26
Triples	1	Xavier	2/21/26
Home Runs	1	9x (at #8 Alabama)	4/10/26
RBI	5	at Missouri State	3/31/26
Walks	3	2x (Little Rock)	4/7/26
Stolen Bases	1	Northern Colorado	3/18/26

**CAREER HIGHS**

Category	High	Opponent (Last)	Date
Hits	4	4x (Xavier)	2/21/26
Runs	3	6x (at South Carolina)	3/20/26
Doubles	2	3x (Northern Colorado)	3/17/26
Triples	1	Xavier	2/21/26
Home Runs	2	2x (Missouri [DH-2])	4/6/25
RBI	6	Missouri [DH-2]	4/6/25
Walks	3	2x (Little Rock)	4/7/26
Stolen Bases	1	4x (Northern Colorado)	3/18/26

**12 CARTER RUTENBAR****SEASON HIGHS**

Category	High	Opponent (Last)	Date
Hits	4	Stetson	3/9/26
Runs	3	at Missouri State	3/31/26
Doubles	1	7x (at #8 Alabama)	4/11/26
Triples	--	--	--
Home Runs	1	2x (#5 Georgia)	4/16/24
RBI	4	UCA	3/24/26
Walks	3	2x (vs. UAPB)	4/14/26
Stolen Bases	1	2x (vs. UAPB)	4/14/26

**CAREER HIGHS**

Category	High	Opponent (Last)	Date
Hits	4	Stetson	3/9/26
Runs	3	at Missouri State	3/31/26
Doubles	1	7x (at #8 Alabama)	4/11/26
Triples	--	--	--
Home Runs	1	2x (#5 Georgia)	4/16/24
RBI	4	UCA	3/24/26
Walks	3	2x (vs. UAPB)	4/14/26
Stolen Bases	1	2x (vs. UAPB)	4/14/26

**9 ALEXANDER PECK****SEASON HIGHS**

Category	High	Opponent (Last)	Date
Hits	1	UT Arlington	3/1/26
Runs	1	at South Carolina	3/20/26
Doubles	--	--	--
Triples	--	--	--
Home Runs	--	--	--
RBI	--	--	--
Walks	1	2x (at #8 Alabama)	4/12/26
Stolen Bases	--	--	--

**CAREER HIGHS**

Category	High	Opponent (Last)	Date
Hits	1	UT Arlington	3/1/26
Runs	1	at South Carolina	3/20/26
Doubles	--	--	--
Triples	--	--	--
Home Runs	--	--	--
RBI	--	--	--
Walks	1	2x (at #8 Alabama)	4/12/26
Stolen Bases	--	--	--

**16 CHRISTIAN TURNER****SEASON HIGHS**

Category	High	Opponent (Last)	Date
Hits	3	at Missouri State	3/31/26
Runs	2	at Missouri State	3/31/26
Doubles	1	Florida	3/28/26
Triples	1	Northern Colorado	3/18/26
Home Runs	1	at Missouri State	3/31/26
RBI	3	at Missouri State	3/31/26
Walks	1	5x (Northern Colorado)	3/18/26
Stolen Bases	--	--	--

**CAREER HIGHS**

Category	High	Opponent (Last)	Date
Hits	3	at Missouri State	3/31/26
Runs	2	at Missouri State	3/31/26
Doubles	1	Florida	3/28/26
Triples	1	Northern Colorado	3/18/26
Home Runs	1	at Missouri State	3/31/26
RBI	3	at Missouri State	3/31/26
Walks	1	5x (Northern Colorado)	3/18/26
Stolen Bases	--	--	--



**17 ZACK STEWART**

**SEASON HIGHS**

Category	High	Opponent (Last)	Date
Hits	3	Oral Roberts	3/3/26
Runs	2	4x (vs. UAPB)	4/14/26
Doubles	1	4x (vs. UAPB)	4/14/26
Triples	--	--	--
Home Runs	1	6x (Little Rock)	4/7/26
RBI	2	3x (UCA)	3/24/26
Walks	2	at South Carolina	3/20/26
Stolen Bases	--	--	--

**CAREER HIGHS**

Category	High	Opponent (Last)	Date
Hits	4	at Murray State	5/5/23
Runs	5	Valparaiso	4/13/25
Doubles	2	5x (at Belmont)	5/12/24
Triples	1	4x (at Bradley)	4/5/24
Home Runs	2	3x (Evansville)	4/27/25
RBI	6	UIC	4/11/24
Walks	5	Valparaiso	4/13/25
Stolen Bases	1	7x (vs. UIC)	5/23/25



**19 CARSON WILLIS**

**SEASON HIGHS**

Category	High	Opponent (Last)	Date
Hits	--	--	--
Runs	--	--	--
Doubles	--	--	--
Triples	--	--	--
Home Runs	--	--	--
RBI	--	--	--
Walks	1	Arkansas State	2/24/26
Stolen Bases	--	--	--

**CAREER HIGHS**

Category	High	Opponent (Last)	Date
Hits	--	--	--
Runs	--	--	--
Doubles	--	--	--
Triples	--	--	--
Home Runs	--	--	--
RBI	--	--	--
Walks	1	Arkansas State	2/24/26
Stolen Bases	--	--	--



**18 REESE ROBINETT**

**SEASON HIGHS**

Category	High	Opponent (Last)	Date
Hits	2	6x (Stetson)	3/9/26
Runs	2	4x (at #8 Alabama)	4/11/26
Doubles	2	vs. Tarleton State	2/16/26
Triples	--	--	--
Home Runs	1	Stetson	3/9/26
RBI	3	Little Rock	4/7/26
Walks	2	3x (#5 Georgia)	4/17/26
Stolen Bases	1	3x (Little Rock)	4/7/26

**CAREER HIGHS**

Category	High	Opponent (Last)	Date
Hits	3	UAPB	4/15/25
Runs	2	7x (at #8 Alabama)	4/11/26
Doubles	3	UAPB	4/15/25
Triples	--	--	--
Home Runs	2	#1 Texas	5/3/25
RBI	6	#1 Texas	5/3/25
Walks	3	Creighton	5/31/25
Stolen Bases	1	4x (Little Rock)	4/7/26



**24 LANDON SCHAEFER**

**SEASON HIGHS**

Category	High	Opponent (Last)	Date
Hits	--	--	--
Runs	1	3x (at #8 Alabama)	4/10/26
Doubles	--	--	--
Triples	--	--	--
Home Runs	--	--	--
RBI	--	--	--
Walks	2	Northern Colorado	3/17/26
Stolen Bases	1	#3 Mississippi State [DH-2]	3/14/26

**CAREER HIGHS**

Category	High	Opponent (Last)	Date
Hits	--	--	--
Runs	1	3x (at #8 Alabama)	4/10/26
Doubles	--	--	--
Triples	--	--	--
Home Runs	--	--	--
RBI	--	--	--
Walks	2	Northern Colorado	3/17/26
Stolen Bases	1	#3 Mississippi State [DH-2]	3/14/26



**25 KUHIO ALOY**

**SEASON HIGHS**

Category	High	Opponent (Last)	Date
Hits	3	3x (vs. UAPB)	4/14/26
Runs	3	at South Carolina	3/20/26
Doubles	1	5x (at #8 Alabama)	4/10/26
Triples	--	--	--
Home Runs	1	5x (Florida)	3/29/36
RBI	4	2x (vs. UAPB)	4/14/26
Walks	2	2x (Little Rock)	4/7/26
Stolen Bases	1	5x (vs. UAPB)	4/14/26

**CAREER HIGHS**

Category	High	Opponent (Last)	Date
Hits	4	2x (UAPB)	4/15/25
Runs	3	3x (at South Carolina)	3/20/26
Doubles	2	2x (Missouri [DH-2])	4/6/25
Triples	1	at UC Davis	2/22/24
Home Runs	1	26x (Florida)	3/29/36
RBI	6	ULM	3/4/25
Walks	2	8x (Little Rock)	4/7/26
Stolen Bases	1	5x (vs. UAPB)	4/14/26



**27 RYDER HELFRICK**

**SEASON HIGHS**

Category	High	Opponent (Last)	Date
Hits	3	2x (at #18 Auburn)	4/2/26
Runs	4	vs. Oklahoma State	2/13/26
Doubles	2	#3 Mississippi State [DH-1]	3/14/26
Triples	1	at #8 Alabama	4/12/26
Home Runs	2	2x (at #18 Auburn)	4/3/26
RBI	3	3x (at #18 Auburn)	4/3/26
Walks	3	2x (at South Carolina)	3/21/26
Stolen Bases	1	6x (#5 Georgia)	4/16/24

**CAREER HIGHS**

Category	High	Opponent (Last)	Date
Hits	3	5x (at #18 Auburn)	4/2/26
Runs	4	vs. Oklahoma State	2/13/26
Doubles	2	2x (#3 Mississippi State [DH-1])	3/14/26
Triples	1	3x (at #8 Alabama)	4/12/26
Home Runs	2	5x (at #18 Auburn)	4/3/26
RBI	5	#17 Tennessee	5/17/25
Walks	3	2x (at South Carolina)	3/21/26
Stolen Bases	1	10x (#5 Georgia)	4/16/24



**42 DAMIAN RUIZ**

**SEASON HIGHS**

Category	High	Opponent (Last)	Date
Hits	3	at South Carolina	3/20/26
Runs	4	Northern Colorado	3/17/26
Doubles	1	7x (#5 Georgia)	4/16/24
Triples	--	--	--
Home Runs	1	4x (#5 Georgia)	4/17/26
RBI	3	at South Carolina	3/20/26
Walks	4	vs. Texas Tech	2/15/26
Stolen Bases	1	11x (#5 Georgia)	4/17/26

**CAREER HIGHS**

Category	High	Opponent (Last)	Date
Hits	5	at Rice	3/11/23
Runs	4	2x (at Sam Houston)	4/15/25
Doubles	2	2x (at Louisiana Tech)	2/25/25
Triples	1	2x (at McNeese)	3/16/25
Home Runs	1	15x (#5 Georgia)	4/17/26
RBI	6	at Rice	3/11/23
Walks	4	vs. Texas Tech	2/15/26
Stolen Bases	2	2x (New Orleans)	4/27/25



**55 BRENDAN KLEIMAN**

**SEASON HIGHS**

Category	High	Opponent (Last)	Date
Hits	--	--	--
Runs	--	--	--
Doubles	--	--	--
Triples	--	--	--
Home Runs	--	--	--
RBI	--	--	--
Walks	--	--	--
Stolen Bases	--	--	--

**CAREER HIGHS**

Category	High	Opponent (Last)	Date
Hits	4	3x (at Western Michigan)	3/15/25
Runs	4	at Northern Illinois	5/17/25
Doubles	2	2x (at Western Michigan)	3/15/25
Triples	--	--	--
Home Runs	1	at Notre Dame	5/13/25
RBI	5	at Kent State	4/6/24
Walks	3	at Albany	4/17/25
Stolen Bases	1	2x (Central Michigan)	3/29/24



**1 CARSON BRUMBAUGH**

**SEASON HIGHS**

Category	High	Opponent (Last)	Date
Innings	1.0	at #18 Auburn	4/2/26
Longest Start	--	--	--
Shortest Start	--	--	--
Longest Relief	1.0	at #18 Auburn	4/2/26
Hits	1	at #18 Auburn	4/2/26
Runs	1	at #18 Auburn	4/2/26
Earned Runs	1	at #18 Auburn	4/2/26
Walks	1	at #18 Auburn	4/2/26
Strikeouts	0	at #18 Auburn	4/2/26

**CAREER HIGHS**

Category	High	Opponent (Last)	Date
Innings	1.0	at #18 Auburn	4/2/26
Longest Start	--	--	--
Shortest Start	--	--	--
Longest Relief	1.0	at #18 Auburn	4/2/26
Hits	1	at #18 Auburn	4/2/26
Runs	1	at #18 Auburn	4/2/26
Earned Runs	1	at #18 Auburn	4/2/26
Walks	1	at #18 Auburn	4/2/26
Strikeouts	0	at #18 Auburn	4/2/26



**13 STEELE EAVES**

**SEASON HIGHS**

Category	High	Opponent (Last)	Date
Innings	4.0	Stetson	3/9/26
Longest Start	1.0	at Missouri State	3/31/26
Shortest Start	--	--	--
Longest Relief	4.0	Stetson	3/9/26
Hits	3	2x (at Missouri State)	3/31/26
Runs	4	at Missouri State	3/31/26
Earned Runs	4	at Missouri State	3/31/26
Walks	1	6x (at #8 Alabama)	4/11/26
Strikeouts	4	Arkansas State	2/25/26

**CAREER HIGHS**

Category	High	Opponent (Last)	Date
Innings	4.0	Stetson	3/9/26
Longest Start	1.0	at Missouri State	3/31/26
Shortest Start	--	--	--
Longest Relief	4.0	Stetson	3/9/26
Hits	4	Portland	3/7/25
Runs	4	at Missouri State	3/31/26
Earned Runs	4	at Missouri State	3/31/26
Walks	1	8x (at #8 Alabama)	4/11/26
Strikeouts	4	Arkansas State	2/25/26



**11 LUKE CORNELISON**

**SEASON HIGHS**

Category	High	Opponent (Last)	Date
Innings	2.0	2x (Northern Colorado)	3/18/26
Longest Start	--	--	--
Shortest Start	--	--	--
Longest Relief	2.0	2x (Northern Colorado)	3/18/26
Hits	3	at South Carolina	3/20/26
Runs	2	at South Carolina	3/20/26
Earned Runs	2	at South Carolina	3/20/26
Walks	2	Arkansas State	2/24/26
Strikeouts	2	2x (at South Carolina)	3/20/26

**CAREER HIGHS**

Category	High	Opponent (Last)	Date
Innings	2.0	2x (Northern Colorado)	3/18/26
Longest Start	--	--	--
Shortest Start	--	--	--
Longest Relief	2.0	2x (Northern Colorado)	3/18/26
Hits	3	at South Carolina	3/20/26
Runs	2	at South Carolina	3/20/26
Earned Runs	2	at South Carolina	3/20/26
Walks	2	Arkansas State	2/24/26
Strikeouts	2	2x (at South Carolina)	3/20/26



**14 MARK BRISSEY**

**SEASON HIGHS**

Category	High	Opponent (Last)	Date
Innings	2.1	vs. UAPB	4/14/26
Longest Start	2.0	Northern Colorado	3/17/26
Shortest Start	--	--	--
Longest Relief	2.1	vs. UAPB	4/14/26
Hits	3	Florida	3/29/36
Runs	3	at Missouri State	3/31/26
Earned Runs	3	at Missouri State	3/31/26
Walks	2	2x (at Missouri State)	3/31/26
Strikeouts	3	5x (vs. UAPB)	4/14/26

**CAREER HIGHS**

Category	High	Opponent (Last)	Date
Innings	2.1	vs. UAPB	4/14/26
Longest Start	2.0	Northern Colorado	3/17/26
Shortest Start	--	--	--
Longest Relief	2.1	vs. UAPB	4/14/26
Hits	3	Florida	3/29/36
Runs	3	at Missouri State	3/31/26
Earned Runs	3	at Missouri State	3/31/26
Walks	2	2x (at Missouri State)	3/31/26
Strikeouts	3	5x (vs. UAPB)	4/14/26



## 15 JACKSON KIRCHER

### SEASON HIGHS

Category	High	Opponent (Last)	Date
Innings	3.0	Northern Colorado	3/17/26
Longest Start	--	--	--
Shortest Start	--	--	--
Longest Relief	3.0	Northern Colorado	3/17/26
Hits	3	at South Carolina	3/22/26
Runs	3	at South Carolina	3/22/26
Earned Runs	2	2x (Florida)	3/28/26
Walks	3	vs. UAPB	4/14/26
Strikeouts	6	Northern Colorado	3/17/26

### CAREER HIGHS

Category	High	Opponent (Last)	Date
Innings	3.0	Northern Colorado	3/17/26
Longest Start	--	--	--
Shortest Start	--	--	--
Longest Relief	3.0	Northern Colorado	3/17/26
Hits	3	at South Carolina	3/22/26
Runs	3	3x (at South Carolina)	3/22/26
Earned Runs	3	vs. Texas Tech	4/1/25
Walks	3	vs. UAPB	4/14/26
Strikeouts	6	Northern Colorado	3/17/26



## 22 PEYTON LEE

### SEASON HIGHS

Category	High	Opponent (Last)	Date
Innings	5.0	Northern Colorado	3/18/26
Longest Start	5.0	Northern Colorado	3/18/26
Shortest Start	2.0	2x (UCA)	3/24/26
Longest Relief	0.2	at Missouri State	3/31/26
Hits	6	Arkansas State	2/24/26
Runs	6	Arkansas State	2/24/26
Earned Runs	6	Arkansas State	2/24/26
Walks	3	Northern Colorado	3/18/26
Strikeouts	6	Northern Colorado	3/18/26

### CAREER HIGHS

Category	High	Opponent (Last)	Date
Innings	5.0	Northern Colorado	3/18/26
Longest Start	5.0	Northern Colorado	3/18/26
Shortest Start	2.0	2x (UCA)	3/24/26
Longest Relief	0.2	at Missouri State	3/31/26
Hits	6	Arkansas State	2/24/26
Runs	6	Arkansas State	2/24/26
Earned Runs	6	Arkansas State	2/24/26
Walks	3	Northern Colorado	3/18/26
Strikeouts	6	Northern Colorado	3/18/26



## 20 GABE GAECKLE

### SEASON HIGHS

Category	High	Opponent (Last)	Date
Innings	6.0	Stetson	3/6/26
Longest Start	6.0	Stetson	3/6/26
Shortest Start	1.1	Florida	3/27/26
Longest Relief	2.0	2x (#5 Georgia)	4/16/24
Hits	8	2x (#3 Mississippi State)	3/13/26
Runs	4	3x (#18 Auburn)	4/2/26
Earned Runs	4	2x (at #18 Auburn)	4/2/26
Walks	4	2x (at #18 Auburn)	4/2/26
Strikeouts	9	vs. Oklahoma State	2/13/26

### CAREER HIGHS

Category	High	Opponent (Last)	Date
Innings	6.0	2x (Stetson)	3/6/26
Longest Start	6.0	Stetson	3/6/26
Shortest Start	1.1	Florida	3/27/26
Longest Relief	6.0	vs. #3 LSU	6/14/25
Hits	10	Charlotte	2/28/25
Runs	9	Charlotte	2/28/25
Earned Runs	9	Charlotte	2/28/25
Walks	4	4x (at #18 Auburn)	4/2/26
Strikeouts	10	vs. #3 LSU	6/14/25



## 26 TATE MCGUIRE

### SEASON HIGHS

Category	High	Opponent (Last)	Date
Innings	5.0	vs. #10 TCU	2/14/26
Longest Start	3.0	2x (at #8 Alabama)	4/12/26
Shortest Start	--	--	--
Longest Relief	5.0	vs. #10 TCU	2/14/26
Hits	6	Florida	3/29/36
Runs	3	Florida	3/29/36
Earned Runs	3	Florida	3/29/36
Walks	2	2x (at #8 Alabama)	4/12/26
Strikeouts	4	vs. #10 TCU	2/14/26

### CAREER HIGHS

Category	High	Opponent (Last)	Date
Innings	5.0	2x (vs. #10 TCU)	4/14/26
Longest Start	5.0	Little Rock	4/22/25
Shortest Start	3.0	4x (at #8 Alabama)	4/12/26
Longest Relief	5.0	vs. #10 TCU	4/14/26
Hits	6	Florida	3/29/36
Runs	3	3x (Florida)	3/29/36
Earned Runs	3	3x (Florida)	3/29/36
Walks	2	5x (at #8 Alabama)	4/12/26
Strikeouts	5	UAPB	4/15/25



## 28 JORDAN MARTIN

### SEASON HIGHS

Category	High	Opponent (Last)	Date
Innings	1.0	3x (at South Carolina)	3/20/26
Longest Start	--	--	--
Shortest Start	--	--	--
Longest Relief	1.0	3x (at South Carolina)	3/20/26
Hits	2	Oral Roberts	3/3/26
Runs	0	3x (at South Carolina)	3/20/26
Earned Runs	0	3x (at South Carolina)	3/20/26
Walks	1	2x (at South Carolina)	3/20/26
Strikeouts	2	Northern Colorado	3/17/26

### CAREER HIGHS

Category	High	Opponent (Last)	Date
Innings	1.0	3x (at South Carolina)	3/20/26
Longest Start	--	--	--
Shortest Start	--	--	--
Longest Relief	1.0	3x (at South Carolina)	3/20/26
Hits	2	Oral Roberts	3/3/26
Runs	0	3x (at South Carolina)	3/20/26
Earned Runs	0	3x (at South Carolina)	3/20/26
Walks	1	2x (at South Carolina)	3/20/26
Strikeouts	2	Northern Colorado	3/17/26



## 32 HUNTER DIETZ

### SEASON HIGHS

Category	High	Opponent (Last)	Date
Innings	7.0	2x (at #18 Auburn)	4/3/26
Longest Start	7.0	2x (at #18 Auburn)	4/3/26
Shortest Start	2.0	vs. #10 TCU	2/14/26
Longest Relief	--	--	--
Hits	6	at #18 Auburn	4/3/26
Runs	5	#3 Mississippi State [DH-1]	3/14/26
Earned Runs	5	#3 Mississippi State [DH-1]	3/14/26
Walks	4	Florida	3/28/26
Strikeouts	12	2x (at South Carolina)	3/21/26

### CAREER HIGHS

Category	High	Opponent (Last)	Date
Innings	7.0	2x (at #18 Auburn)	4/3/26
Longest Start	7.0	2x (at #18 Auburn)	4/3/26
Shortest Start	2.0	vs. #10 TCU	2/14/26
Longest Relief	0.2	2x (at #3 LSU)	5/10/25
Hits	6	at #18 Auburn	4/3/26
Runs	5	#3 Mississippi State [DH-1]	3/14/26
Earned Runs	5	#3 Mississippi State [DH-1]	3/14/26
Walks	4	Florida	3/28/26
Strikeouts	12	2x (at South Carolina)	3/21/26



## 29 COLE GIBLER

### SEASON HIGHS

Category	High	Opponent (Last)	Date
Innings	5.0	#5 Georgia	4/17/26
Longest Start	5.0	#5 Georgia	4/17/26
Shortest Start	4.1	at #8 Alabama	4/11/26
Longest Relief	4.2	Florida	3/27/26
Hits	7	#5 Georgia	4/17/26
Runs	4	2x (#5 Georgia)	4/17/26
Earned Runs	4	#5 Georgia	4/17/26
Walks	4	at #8 Alabama	4/11/26
Strikeouts	6	vs. Oklahoma State	2/13/26

### CAREER HIGHS

Category	High	Opponent (Last)	Date
Innings	5.0	#5 Georgia	4/17/26
Longest Start	5.0	#5 Georgia	4/17/26
Shortest Start	4.1	at #8 Alabama	4/11/26
Longest Relief	4.2	Florida	3/27/26
Hits	7	#5 Georgia	4/17/26
Runs	4	2x (#5 Georgia)	4/17/26
Earned Runs	4	#5 Georgia	4/17/26
Walks	4	at #8 Alabama	4/11/26
Strikeouts	7	Missouri State	3/25/25



## 33 ETHAN McELVAIN

### SEASON HIGHS

Category	High	Opponent (Last)	Date
Innings	2.2	vs. Tarleton State	2/16/26
Longest Start	--	--	--
Shortest Start	--	--	--
Longest Relief	2.2	vs. Tarleton State	2/16/26
Hits	3	2x (at #8 Alabama)	4/10/26
Runs	2	at #8 Alabama	4/10/26
Earned Runs	2	at #8 Alabama	4/10/26
Walks	3	Florida	3/29/36
Strikeouts	5	vs. Tarleton State	2/16/26

### CAREER HIGHS

Category	High	Opponent (Last)	Date
Innings	6.0	Valparaiso	3/26/24
Longest Start	6.0	Valparaiso	3/26/24
Shortest Start	0.2	Dayton	2/20/24
Longest Relief	3.1	at LSU	4/5/24
Hits	6	vs. Nebraska	2/15/25
Runs	6	at Texas A&M	4/14/24
Earned Runs	4	2x (Saint Mary's)	2/22/25
Walks	4	Xavier	3/8/25
Strikeouts	7	Xavier	3/8/25



**34 JOEY LORENZINI**

**SEASON HIGHS**

Category	High	Opponent (Last)	Date
Innings	1.0	Oral Roberts	3/3/26
Longest Start	--	--	--
Shortest Start	--	--	--
Longest Relief	1.0	Oral Roberts	3/3/26
Hits	3	Northern Colorado	3/18/26
Runs	4	Northern Colorado	3/18/26
Earned Runs	4	Northern Colorado	3/18/26
Walks	1	Oral Roberts	3/3/26
Strikeouts	0	Oral Roberts	3/3/26

**CAREER HIGHS**

Category	High	Opponent (Last)	Date
Innings	1.0	Oral Roberts	3/3/26
Longest Start	--	--	--
Shortest Start	--	--	--
Longest Relief	1.0	Oral Roberts	3/3/26
Hits	3	Northern Colorado	3/18/26
Runs	4	Northern Colorado	3/18/26
Earned Runs	4	Northern Colorado	3/18/26
Walks	1	Oral Roberts	3/3/26
Strikeouts	0	Oral Roberts	3/3/26



**36 PARKER COIL**

**SEASON HIGHS**

Category	High	Opponent (Last)	Date
Innings	3.0	2x (UCA)	3/24/26
Longest Start	--	--	--
Shortest Start	--	--	--
Longest Relief	3.0	2x (UCA)	3/24/26
Hits	3	3x (at Missouri State)	3/31/26
Runs	3	at Missouri State	3/31/26
Earned Runs	2	Xavier	2/21/26
Walks	2	2x (at #8 Alabama)	4/12/26
Strikeouts	6	Arkansas State	2/25/26

**CAREER HIGHS**

Category	High	Opponent (Last)	Date
Innings	3.2	Army	3/7/23
Longest Start	3.2	Army	3/7/23
Shortest Start	2.0	vs. Lipscomb	5/2/23
Longest Relief	3.1	2x (North Dakota State)	5/30/25
Hits	6	Army	3/7/23
Runs	4	2x (James Madison)	2/17/24
Earned Runs	4	2x (James Madison)	2/17/24
Walks	3	vs. #15 TCU	2/18/23
Strikeouts	6	Arkansas State	2/25/26



**38 COLIN FISHER**

**SEASON HIGHS**

Category	High	Opponent (Last)	Date
Innings	8.0	Xavier	2/22/26
Longest Start	8.0	Xavier	2/22/26
Shortest Start	2.1	2x (Florida)	3/29/36
Longest Relief	3.0	at #8 Alabama	4/11/26
Hits	6	2x (Florida)	3/29/36
Runs	5	at #18 Auburn	4/4/26
Earned Runs	5	at #18 Auburn	4/4/26
Walks	2	5x (at #8 Alabama)	4/11/26
Strikeouts	11	Xavier	2/22/26

**CAREER HIGHS**

Category	High	Opponent (Last)	Date
Innings	8.0	Xavier	2/22/26
Longest Start	8.0	Xavier	2/22/26
Shortest Start	1.0	Grambling	2/27/24
Longest Relief	2.2	at #8 Alabama	4/11/26
Hits	6	3x (Florida)	3/29/36
Runs	5	at #18 Auburn	4/4/26
Earned Runs	5	at #18 Auburn	4/4/26
Walks	3	3x (at #3 LSU)	5/10/25
Strikeouts	11	Xavier	2/22/26



**40 JAMES DeCREMER**

**SEASON HIGHS**

Category	High	Opponent (Last)	Date
Innings	3.2	Arkansas State	2/25/26
Longest Start	3.2	Arkansas State	2/25/26
Shortest Start	0.0	Stetson	3/9/26
Longest Relief	2.0	vs. Texas Tech	2/15/26
Hits	5	Oral Roberts	3/3/26
Runs	4	Stetson	3/9/26
Earned Runs	4	Stetson	3/9/26
Walks	1	3x (Stetson)	3/9/26
Strikeouts	3	Arkansas State	2/25/26

**CAREER HIGHS**

Category	High	Opponent (Last)	Date
Innings	5.0	USC	6/2/25
Longest Start	5.0	USC	6/2/25
Shortest Start	0.0	Stetson	3/9/26
Longest Relief	4.0	Portland	5/13/25
Hits	5	2x (Oral Roberts)	3/3/26
Runs	5	at Oregon	4/26/25
Earned Runs	4	2x (Stetson)	3/9/26
Walks	3	at UCLA	4/15/25
Strikeouts	6	2x (USC)	6/2/25



## 44 CARSON WIGGINS

### SEASON HIGHS

Category	High	Opponent (Last)	Date
Innings	--	--	--
Longest Start	--	--	--
Shortest Start	--	--	--
Longest Relief	--	--	--
Hits	--	--	--
Runs	--	--	--
Earned Runs	--	--	--
Walks	--	--	--
Strikeouts	--	--	--

### CAREER HIGHS

Category	High	Opponent (Last)	Date
Innings	2.0	2x (at #7 Georgia)	4/13/25
Longest Start	--	--	--
Shortest Start	--	--	--
Longest Relief	2.0	2x (at #7 Georgia)	4/13/25
Hits	1	7x (at Florida)	4/27/25
Runs	1	6x (at Florida)	4/27/25
Earned Runs	1	5x (at Florida)	4/27/25
Walks	3	at #13 Ole Miss	3/16/25
Strikeouts	4	at #7 Georgia	4/13/25



## 48 COOPER DOSSETT

### SEASON HIGHS

Category	High	Opponent (Last)	Date
Innings	2.1	at Missouri State	3/31/26
Longest Start	--	--	--
Shortest Start	--	--	--
Longest Relief	2.1	at Missouri State	3/31/26
Hits	3	2x (at Missouri State)	3/31/26
Runs	4	vs. Texas Tech	2/15/26
Earned Runs	4	vs. Texas Tech	2/15/26
Walks	3	vs. Texas Tech	2/15/26
Strikeouts	4	at Missouri State	3/31/26

### CAREER HIGHS

Category	High	Opponent (Last)	Date
Innings	3.0	vs. UAPB	4/23/24
Longest Start	--	--	--
Shortest Start	--	--	--
Longest Relief	3.0	vs. UAPB	4/23/24
Hits	3	2x (at Missouri State)	3/31/26
Runs	4	2x (vs. Texas Tech)	2/15/26
Earned Runs	4	2x (vs. Texas Tech)	2/15/26
Walks	3	2x (vs. Texas Tech)	2/15/26
Strikeouts	4	2x (at Missouri State)	3/31/26



## 45 TYE BRISCOE

### SEASON HIGHS

Category	High	Opponent (Last)	Date
Innings	1.0	UCA	3/24/26
Longest Start	--	--	--
Shortest Start	--	--	--
Longest Relief	1.0	UCA	3/24/26
Hits	0	2x (Florida)	3/28/26
Runs	0	2x (Florida)	3/28/26
Earned Runs	0	2x (Florida)	3/28/26
Walks	1	Florida	3/28/26
Strikeouts	3	UCA	3/24/26

### CAREER HIGHS

Category	High	Opponent (Last)	Date
Innings	1.0	UCA	3/24/26
Longest Start	--	--	--
Shortest Start	--	--	--
Longest Relief	1.0	UCA	3/24/26
Hits	0	2x (Florida)	3/28/26
Runs	0	2x (Florida)	3/28/26
Earned Runs	0	2x (Florida)	3/28/26
Walks	1	Florida	3/28/26
Strikeouts	3	UCA	3/24/26

Record: 26-14 Home: 16-9 Away: 6-4 Neutral: 4-1 SEC: 9-8

Player	avg	gp-gs	ab	r	h	2b	3b	hr	rbi	tb	slg%	bb	hp	so	gdp	ob%	sf	sh	sb-att	po	a	e	fld%	
42 Damian Ruiz	.333	31-31	105	32	35	7	0	4	17	54	.514	24	5	22	2	.474	1	1	11-12	32	0	2	.941	
12 Carter Rutenbar	.322	31-20	87	20	28	7	0	2	9	41	.471	17	1	21	2	.438	0	0	2-3	82	4	2	.977	
8 Camden Kozeal	.299	39-39	154	36	46	13	1	9	43	88	.571	24	2	36	1	.396	2	1	1-1	46	96	4	.973	
27 Ryder Helfrick	.292	39-39	137	37	40	5	1	12	34	83	.606	39	0	32	1	.434	6	0	6-7	381	25	4	.990	
17 Zack Stewart	.292	29-29	96	16	28	4	0	6	17	50	.521	16	5	26	0	.412	2	0	0-0	28	0	1	.966	
25 Kuhio Aloy	.272	34-34	125	23	34	5	0	5	30	54	.432	10	2	34	5	.336	0	0	5-5	13	0	3	.813	
3 Nolan Souza	.267	37-36	135	30	36	12	0	2	22	54	.400	13	3	36	1	.340	2	1	10-12	41	86	3	.977	
4 Maika Niu	.261	38-36	138	25	36	8	0	5	31	59	.428	12	2	42	2	.323	3	0	10-12	71	3	0	1.000	
5 TJ Pompey	.261	36-32	115	25	30	3	1	8	21	59	.513	12	2	54	0	.338	1	0	9-10	25	55	7	.920	
18 Reese Robinett	.238	39-36	126	17	30	10	0	1	19	43	.341	20	3	35	1	.356	0	0	3-3	263	18	0	1.000	
-----																								
16 Christian Turner	.256	28-9	43	9	11	1	1	1	7	17	.395	5	0	16	0	.333	0	0	0-0	19	0	0	1.000	
1 Carson Brumbaugh	.140	17-15	50	6	7	3	0	0	2	10	.200	2	0	15	4	.167	2	1	0-1	9	44	5	.914	
9 Alexander Peck	.077	11-2	13	1	1	0	0	0	0	1	.077	2	0	4	1	.200	0	0	0-0	18	1	0	1.000	
24 Landon Schaefer	.000	7-1	5	3	0	0	0	0	0	0	.000	2	0	2	0	.286	0	0	1-1	2	0	1	.667	
19 Carson Willis	.000	1-1	3	0	0	0	0	0	0	0	.000	1	0	0	0	.250	0	0	0-0	0	0	0	.000	
55 Brendan Kleiman	.000	2-0	1	0	0	0	0	0	0	0	.000	0	0	1	0	.000	0	0	0-0	1	0	0	1.000	
11 Luke Cornelison	.000	1-0	0	0	0	0	0	0	0	0	.000	0	0	0	0	.000	0	0	0-0	0	0	0	.000	
Totals	.272	40	1333	280	362	78	4	55	252	613	.460	199	25	376	20	.372	19	4	58-67	1038	365	34	.976	
Opponents	.235	40	1309	172	307	42	1	44	159	483	.369	136	32	393	26	.320	7	9	30-39	1008	339	40	.971	

LOB - Team (292), Opp (283). DPs turned - Team (29), Opp (27). IBB - Team (5), Kozeal 2, Helfrick 2, Rutenbar 1, Opp (4).  
Picked off - Pompey 2, Souza 1.

**(All games Sorted by Earned run avg)**

Player	era	w-l	app	gs	cg	sho	sv	ip	h	r	er	bb	so	2b	3b	hr	b/avg	wp	hp	bk	sfa	sha		
29 Cole Gibler	3.38	3-1	11	2	0	0/0	1	37.1	31	16	14	15	32	4	0	4	.221	3	4	0	1	0		
32 Hunter Dietz	3.59	4-2	10	10	0	0/1	0	52.2	42	25	21	18	84	7	0	5	.211	7	4	0	0	3		
26 Tate McGuire	3.72	0-0	12	2	0	0/1	0	29.0	24	13	12	9	23	2	0	5	.226	1	1	0	0	0		
20 Gabe Gaeckle	4.01	5-3	12	8	0	0/1	0	42.2	49	22	19	22	47	9	0	5	.288	1	2	0	3	2		
38 Colin Fisher	4.17	4-4	10	9	1	1/0	0	41.0	36	21	19	11	43	6	0	3	.234	1	4	0	0	0		
-----																								
28 Jordan Martin	0.00	0-0	3	0	0	0/0	0	3.0	4	0	0	2	3	0	0	0	.333	0	0	0	0	0		
45 Tye Briscoe	0.00	0-0	2	0	0	0/0	0	1.0	0	0	0	1	3	0	0	0	.000	0	0	0	0	0		
33 Ethan McElvain	1.29	3-0	12	0	0	0/1	3	21.0	12	3	3	8	32	1	0	0	.154	1	3	0	0	0		
36 Parker Coil	2.10	1-0	15	0	0	0/2	2	25.2	20	9	6	6	31	3	0	5	.211	0	0	0	2	2		
13 Steele Eaves	3.04	4-1	16	1	0	0/2	0	26.2	21	10	9	6	23	2	0	5	.214	1	4	1	1	1		
11 Luke Cornelison	4.50	0-0	4	0	0	0/0	0	6.0	7	4	3	2	6	0	0	2	.280	1	0	0	0	0		
22 Peyton Lee	5.79	1-2	5	4	0	0/0	0	14.0	14	9	9	6	15	1	1	3	.264	1	3	0	0	0		
15 Jackson Kircher	6.00	1-0	10	0	0	0/0	0	9.0	8	7	6	8	15	1	0	1	.235	2	2	0	0	0		
40 James DeCremer	6.10	0-1	7	3	0	0/1	0	10.1	15	7	7	3	5	3	0	1	.357	2	1	1	0	1		
14 Mark Brissey	6.28	0-0	11	1	0	0/1	1	14.1	10	10	10	9	20	0	0	1	.192	1	3	0	0	0		
48 Cooper Dossett	8.71	0-0	9	0	0	0/1	0	10.1	8	10	10	8	11	2	0	2	.216	0	0	1	0	0		
1 Carson Brumbaugh	9.00	0-0	1	0	0	0/0	0	1.0	1	1	1	1	0	1	0	0	.333	2	0	0	0	0		
34 Joey Lorenzini	45.00	0-0	2	0	0	0/0	0	1.0	5	5	5	1	0	0	0	2	.625	0	1	1	0	0		
Totals	4.01	26-14	40	40	1	4/3	7	346.0	307	172	154	136	393	42	1	44	.235	24	32	4	7	9		
Opponents	6.59	14-26	40	40	0	0/0	11	336.0	362	280	246	199	376	78	4	55	.272	46	25	4	19	4		

PB - Team (4), Helfrick 4, Opp (7). Pickoffs - Team (5), Fisher 2, Lee 1, Brissey 1, Helfrick 1, Opp (3). SBA/ATT - Helfrick (30-37), Gaeckle (6-8), Gibler (6-7), Fisher (1-4), Dietz (3-4), Brissey (4-4), Coil (3-3), Lee (2-2), Dossett (0-2), McGuire (2-2), Kircher (1-1), Eaves (1-1), McElvain (1-1).

Record: 9-8 Home: 3-5 Away: 6-3 SEC: 9-8

Player	avg	gp-gs	ab	r	h	2b	3b	hr	rbi	tb	slg%	bb	hp	so	gdp	ob%	sf	sh	sb-att	po	a	e	fld%		
42 Damian Ruiz	.304	13-13	46	13	14	3	0	3	8	26	.565	8	1	12	0	.418	0	1	3-3	15	0	2	.882		
5 TJ Pompey	.304	15-12	46	10	14	2	1	4	10	30	.652	1	1	21	0	.333	0	0	3-3	8	25	4	.892		
3 Nolan Souza	.302	17-17	63	14	19	6	0	1	9	28	.444	5	1	17	0	.357	1	0	4-4	25	50	1	.987		
12 Carter Rutenbar	.275	15-12	51	10	14	4	0	1	3	21	.412	5	0	15	0	.339	0	0	1-2	51	3	1	.982		
27 Ryder Helfrick	.254	17-17	63	15	16	2	1	6	17	38	.603	14	0	17	0	.375	3	0	1-1	158	15	1	.994		
4 Maika Niu	.193	17-15	57	9	11	3	0	2	10	20	.351	6	2	19	0	.284	2	0	5-7	32	3	0	1.000		
17 Zack Stewart	.188	14-14	48	2	9	1	0	1	5	13	.271	8	2	16	0	.328	0	0	0-0	15	0	1	.938		
25 Kuhio Aloy	.188	14-14	48	9	9	1	0	2	5	16	.333	3	2	16	1	.264	0	0	2-2	4	0	1	.800		
8 Camden Kozeal	.186	17-17	70	8	13	3	0	2	9	22	.314	6	1	20	1	.256	1	1	0-0	17	44	0	1.000		
18 Reese Robinett	.182	17-16	55	5	10	4	0	0	7	14	.255	7	1	19	0	.286	0	0	0-0	97	11	0	1.000		
-----																									
16 Christian Turner	.158	12-5	19	1	3	1	0	0	3	4	.211	0	0	7	0	.158	0	0	0-0	9	0	0	1.000		
9 Alexander Peck	.000	4-1	6	1	0	0	0	0	0	0	.000	2	0	3	1	.250	0	0	0-0	11	0	0	1.000		
1 Carson Brumbaugh	.000	2-0	1	0	0	0	0	0	0	0	.000	0	0	1	0	.000	0	0	0-0	1	0	0	1.000		
24 Landon Schaefer	.000	4-0	1	2	0	0	0	0	0	0	.000	0	0	0	0	.000	0	0	1-1	1	0	1	.500		
Totals	.230	17	574	99	132	30	2	22	86	232	.404	65	11	183	3	.317	7	2	20-23	447	163	13	.979		
Opponents	.276	17	587	95	162	23	0	23	89	254	.433	76	14	155	12	.370	4	2	15-22	447	143	23	.962		

LOB - Team (113), Opp (141). DPs turned - Team (14), Opp (6). IBB - Team (1), Helfrick 1, Opp (3). Picked off - Souza 1.

### (SEC games only Sorted by Earned run avg)

Player	era	w-l	app	gs	cg	sho	sv	ip	h	r	er	bb	so	2b	3b	hr	b/avg	wp	hp	bk	sfa	sha	
33 Ethan McElvain	2.19	1-0	7	0	0	0/0	3	12.1	9	3	3	6	17	1	0	0	.191	1	2	0	0	0	
32 Hunter Dietz	4.01	2-1	6	6	0	0/0	0	33.2	28	16	15	13	50	4	0	5	.220	6	2	0	0	2	
29 Cole Gibler	5.09	2-1	7	2	0	0/0	0	23.0	25	15	13	12	17	3	0	3	.278	3	3	0	1	0	
26 Tate McGuire	5.54	0-0	6	1	0	0/0	0	13.0	18	9	8	7	11	2	0	3	.333	1	0	0	0	0	
20 Gabe Gaekle	5.57	3-2	7	4	0	0/0	0	21.0	27	15	13	16	19	5	0	2	.314	1	1	0	2	0	
38 Colin Fisher	9.60	1-3	5	4	0	0/0	0	15.0	22	16	16	8	12	4	0	1	.349	1	3	0	0	0	
-----																							
48 Cooper Dossett	0.00	0-0	2	0	0	0/0	0	2.1	0	0	0	3	2	0	0	0	.000	0	0	0	0	0	
40 James DeCremer	0.00	0-0	2	0	0	0/0	0	2.0	1	0	0	0	0	1	0	0	.167	0	0	0	0	0	
28 Jordan Martin	0.00	0-0	1	0	0	0/0	0	1.0	1	0	0	1	0	0	0	0	.333	0	0	0	0	0	
45 Tye Briscoe	0.00	0-0	1	0	0	0/0	0	0.0	0	0	0	1	0	0	0	0		0	0	0	0	0	
36 Parker Coil	1.08	0-0	6	0	0	0/0	1	8.1	5	1	1	2	8	0	0	1	.167	0	0	0	0	0	
13 Steele Eaves	4.22	0-1	8	0	0	0/0	0	10.2	10	6	5	2	11	1	0	4	.244	1	2	1	1	0	
1 Carson Brumbaugh	9.00	0-0	1	0	0	0/0	0	1.0	1	1	1	1	0	1	0	0	.333	2	0	0	0	0	
11 Luke Cornelison	13.50	0-0	2	0	0	0/0	0	2.0	4	3	3	0	3	0	0	2	.400	0	0	0	0	0	
14 Mark Brissey	16.88	0-0	3	0	0	0/0	0	2.2	5	5	5	2	3	0	0	1	.385	1	0	0	0	0	
15 Jackson Kircher	36.00	0-0	4	0	0	0/0	0	1.0	6	5	4	2	2	1	0	1	.667	0	1	0	0	0	
Totals	5.26	9-8	17	17	0	0/0	4	149.0	162	95	87	76	155	23	0	23	.276	17	14	1	4	2	
Opponents	5.07	8-9	17	17	0	0/0	6	149.0	132	99	84	65	183	30	2	22	.230	18	11	2	7	2	

PB - Team (3), Helfrick 3, Opp (3). Pickoffs - Team (2), Helfrick 1, Fisher 1, Opp (1). SBA/ATT - Helfrick (15-21), Gibler (5-6), Dietz (3-4), Gaekle (3-4), Dossett (0-2), Coil (2-2), Fisher (0-2), Brissey (1-1), McGuire (1-1).



Score by innings	1	2	3	4	5	6	7	8	9	EX	Total
Arkansas	36	25	34	30	47	27	27	38	14	2	280
Opponents	14	32	19	21	24	17	16	14	14	1	172

**Record when ...**

Overall	26-14	After 6 leading	20-0
Conference	9-8	..... trailing	3-14
Non-Conference	17-6	..... tied	3-0
Home games	16-9	After 7 leading	15-1
Away games	6-4	..... trailing	3-13
Neutral site	4-1	..... tied	3-0
Day games	16-9	After 8 leading	16-1
Night games	10-5	..... trailing	1-13
vs Left starter	7-3	..... tied	1-0
vs Right starter	19-11		
1-Run games	7-4	Hit 0 home runs	8-5
2-Run games	2-2	... 1 home run	7-5
5+Run games	14-6	... 2+ home runs	11-4
Extra innings	2-1		
Shutouts	4-0	Opponent 0 home runs	16-1
		..... 1 home run	5-5
Scoring 0-2 runs	1-3	..... 2+ HRs	5-8
..... 3-5 runs	6-9		
..... 6-9 runs	9-1	Made 0 errors	8-9
..... 10+ runs	10-1	.... 1 error	11-2
		.... 2+ errors	7-3
Opponent 0-2 runs	17-0		
..... 3-5 runs	6-4	Opp. made 0 errors	5-6
..... 6-9 runs	3-7	..... 1 error	14-5
..... 10+ runs	0-3	..... 2+ errors	7-3
Scored in 1st inning	13-4	Out-hit opponent	19-2
Opp. scored in 1st	3-5	Out-hit by opponent	5-12
Scores first	18-5	Hits are tied	2-0
Opp. scores first	8-9		

**Record when team scores:**

Runs	0	1	2	3	4	5	6	7	8	9	10+
W-L	0-0	1-1	0-2	4-3	0-6	2-0	2-1	5-0	0-0	2-0	10-1

**Record when opponent scores:**

Runs	0	1	2	3	4	5	6	7	8	9	10+
W-L	4-0	4-0	9-0	2-0	2-2	2-2	3-1	0-3	0-1	0-2	0-3

**Record when leading after:**

Inn.	1	2	3	4	5	6	7	8
W-L	12-3	17-1	18-2	18-1	21-1	20-0	15-1	16-1

**Record when trailing after:**

Inn.	1	2	3	4	5	6	7	8
W-L	2-4	6-9	6-11	7-12	2-13	3-14	3-13	1-13

**Record when tied after:**

Inn.	1	2	3	4	5	6	7	8
W-L	12-7	3-4	2-1	1-1	3-0	3-0	3-0	1-0

Current losing streak: 1  
 Longest winning streak: 6  
 Longest losing streak: 5

Home attendance : 240607 ( 25 dates avg = 9624 )  
 Away attendance : 126165 ( 15 dates avg = 8411 )  
 Total attendance: 366772 ( 40 dates avg = 9169 )

<b>Multiple Hit Games</b>	<b>2</b>	<b>3</b>	<b>4</b>	<b>5+</b>	<b>Total</b>
8 Camden Kozeal	11	2	1	-	14
4 Maika Niu	11	2	-	-	13
27 Ryder Helfrick	10	2	-	-	12
3 Nolan Souza	8	2	-	-	10
42 Damian Ruiz	9	1	-	-	10
25 Kuhio Aloy	7	3	-	-	10
12 Carter Rutenbar	7	-	1	-	8
5 TJ Pompey	6	2	-	-	8
17 Zack Stewart	7	1	-	-	8
18 Reese Robinett	6	-	-	-	6
1 Carson Brumbaugh	1	-	-	-	1
16 Christian Turner	-	1	-	-	1
<b>TEAM</b>	<b>83</b>	<b>16</b>	<b>2</b>	<b>0</b>	<b>101</b>

<b>Multiple RBI Games</b>	<b>2</b>	<b>3</b>	<b>4</b>	<b>5+</b>	<b>Total</b>
8 Camden Kozeal	7	4	1	1	13
27 Ryder Helfrick	9	3	-	-	12
25 Kuhio Aloy	6	1	2	-	9
4 Maika Niu	3	2	1	1	7
3 Nolan Souza	2	3	-	-	5
18 Reese Robinett	3	1	-	-	4
42 Damian Ruiz	3	1	-	-	4
5 TJ Pompey	2	-	1	1	4
17 Zack Stewart	3	-	-	-	3
16 Christian Turner	1	1	-	-	2
12 Carter Rutenbar	-	-	1	-	1
<b>TEAM</b>	<b>39</b>	<b>16</b>	<b>6</b>	<b>3</b>	<b>64</b>

<b>Hitting Streaks</b>	<b>Longest</b>	<b>Current</b>
25 Kuhio Aloy	12	-
3 Nolan Souza	8	-
4 Maika Niu	7	-
42 Damian Ruiz	7	2
8 Camden Kozeal	7	1
5 TJ Pompey	6	-
12 Carter Rutenbar	5	-
27 Ryder Helfrick	5	5
18 Reese Robinett	4	-
17 Zack Stewart	4	4
16 Christian Turner	2	-
1 Carson Brumbaugh	2	-
9 Alexander Peck	1	-

<b>Reached Base Streaks</b>	<b>Longest</b>	<b>Current</b>
27 Ryder Helfrick	26	5
42 Damian Ruiz	16	5
8 Camden Kozeal	15	1
12 Carter Rutenbar	14	-
25 Kuhio Aloy	13	-
18 Reese Robinett	11	3
3 Nolan Souza	9	-
17 Zack Stewart	9	4
5 TJ Pompey	7	-
4 Maika Niu	7	3
16 Christian Turner	4	-
1 Carson Brumbaugh	2	-
19 Carson Willis	1	1
24 Landon Schaefer	1	-
9 Alexander Peck	1	1

### Starting Lineup By Position (Team W-L record when starter)

PITCHER:		
32 Hunter Dietz	10	(7-3)
38 Colin Fisher	9	(5-4)
20 Gabe Gaeckle	8	(5-3)
22 Peyton Lee	4	(3-1)
40 James DeCremer	3	(2-1)
29 Cole Gibler	2	(1-1)
26 Tate McGuire	2	(2-0)
14 Mark Brissey	1	(1-0)
13 Steele Eaves	1	(0-1)
CATCHER:		
27 Ryder Helfrick	39	(25-14)
12 Carter Rutenbar	1	(1-0)
FIRST BASE:		
18 Reese Robinett	31	(20-11)
12 Carter Rutenbar	7	(4-3)
9 Alexander Peck	2	(2-0)
SECOND BASE:		
3 Nolan Souza	24	(14-10)
8 Camden Kozeal	16	(12-4)
THIRD BASE:		
5 TJ Pompey	29	(21-8)
3 Nolan Souza	6	(3-3)
18 Reese Robinett	5	(2-3)
SHORTSTOP:		
8 Camden Kozeal	22	(13-9)
1 Carson Brumbaugh	15	(12-3)
5 TJ Pompey	3	(1-2)
LEFT FIELD:		
42 Damian Ruiz	28	(19-9)
16 Christian Turner	7	(4-3)
12 Carter Rutenbar	3	(2-1)
17 Zack Stewart	2	(1-1)
CENTER FIELD:		
4 Maika Niu	36	(24-12)
42 Damian Ruiz	2	(1-1)
16 Christian Turner	2	(1-1)
RIGHT FIELD:		
17 Zack Stewart	19	(12-7)
25 Kuhio Aloy	14	(9-5)
12 Carter Rutenbar	5	(3-2)
42 Damian Ruiz	1	(1-0)
24 Landon Schaefer	1	(1-0)
DESIGNATED HITTER:		
25 Kuhio Aloy	20	(14-6)
17 Zack Stewart	8	(6-2)
3 Nolan Souza	6	(5-1)
12 Carter Rutenbar	4	(1-3)
19 Carson Willis	1	(0-1)
8 Camden Kozeal	1	(0-1)

### Starting Lineup By Lineup Spot (Team W-L record when starter)

LEADOFF:		
42 Damian Ruiz	23	(16-7)
12 Carter Rutenbar	10	(6-4)
3 Nolan Souza	4	(2-2)
4 Maika Niu	3	(2-1)
2ND SPOT:		
27 Ryder Helfrick	18	(12-6)
8 Camden Kozeal	17	(11-6)
3 Nolan Souza	5	(3-2)
3RD SPOT:		
27 Ryder Helfrick	20	(13-7)
8 Camden Kozeal	15	(8-7)
4 Maika Niu	3	(3-0)
25 Kuhio Aloy	1	(1-0)
18 Reese Robinett	1	(1-0)
CLEANUP:		
17 Zack Stewart	13	(8-5)
25 Kuhio Aloy	7	(5-2)
8 Camden Kozeal	7	(6-1)
4 Maika Niu	5	(3-2)
12 Carter Rutenbar	3	(1-2)
42 Damian Ruiz	3	(2-1)
3 Nolan Souza	1	(1-0)
27 Ryder Helfrick	1	(0-1)
5TH SPOT:		
25 Kuhio Aloy	10	(6-4)
4 Maika Niu	9	(6-3)
18 Reese Robinett	7	(4-3)
3 Nolan Souza	6	(4-2)
17 Zack Stewart	4	(2-2)
42 Damian Ruiz	2	(2-0)
9 Alexander Peck	1	(1-0)
12 Carter Rutenbar	1	(1-0)
6TH SPOT:		
18 Reese Robinett	15	(9-6)
4 Maika Niu	9	(5-4)
25 Kuhio Aloy	5	(3-2)
3 Nolan Souza	4	(2-2)
17 Zack Stewart	3	(3-0)
12 Carter Rutenbar	3	(3-0)
5 TJ Pompey	1	(1-0)
7TH SPOT:		
5 TJ Pompey	8	(6-2)
25 Kuhio Aloy	7	(6-1)
18 Reese Robinett	6	(3-3)
17 Zack Stewart	6	(4-2)
4 Maika Niu	6	(5-1)
3 Nolan Souza	4	(1-3)
12 Carter Rutenbar	1	(0-1)
9 Alexander Peck	1	(1-0)
16 Christian Turner	1	(0-1)
8TH SPOT:		
5 TJ Pompey	12	(8-4)
3 Nolan Souza	6	(5-1)
18 Reese Robinett	5	(3-2)
1 Carson Brumbaugh	5	(4-1)
25 Kuhio Aloy	4	(2-2)
17 Zack Stewart	3	(2-1)
16 Christian Turner	2	(2-0)
12 Carter Rutenbar	1	(0-1)
4 Maika Niu	1	(0-1)
42 Damian Ruiz	1	(0-1)
9TH SPOT:		
5 TJ Pompey	11	(7-4)
4 Maika Niu	2	(2-2)



STARTERS SUMMARY

Player	GS	Position											Batting Order									
		p	c	1b	2b	3b	ss	lf	cf	rf	of	dh	1st	2nd	3rd	4th	5th	6th	7th	8th	9th	
8 Camden Kozeal	39	.	.	.	16	.	22	.	.	.	.	.	1	.	17	15	7	.	.	.	.	.
27 Ryder Helfrick	39	.	39	.	.	.	.	.	.	.	.	.	.	.	.	18	20	1	.	.	.	.
4 Maika Niu	36	.	.	.	.	.	.	.	36	.	.	.	.	.	3	.	3	5	9	9	6	1
3 Nolan Souza	36	.	.	.	24	6	.	.	.	.	.	.	6	.	4	5	.	1	6	4	4	6
18 Reese Robinett	36	.	.	31	.	5	.	.	.	.	.	.	.	.	.	.	1	.	7	15	6	5
25 Kuhio Aloy	34	.	.	.	.	.	.	.	.	.	.	14	.	20	.	.	1	7	10	5	7	4
5 TJ Pompey	32	.	.	.	.	29	3	.	.	.	.	.	.	.	.	.	.	.	1	8	12	11
42 Damian Ruiz	31	.	.	.	.	.	.	28	2	1	.	.	.	.	23	.	.	3	2	.	.	1
17 Zack Stewart	29	.	.	.	.	.	.	2	.	19	.	8	.	.	.	.	13	4	3	6	3	.
12 Carter Rutenba	20	.	1	7	.	.	.	3	.	5	.	4	.	10	.	.	3	1	3	1	1	1
1 Carson Brumba	15	.	.	.	.	.	15	.	.	.	.	.	.	.	.	.	.	.	.	.	5	10
32 Hunter Dietz	10	10	.	.	.	.	.	.	.	.	.	.	.	.	.	.	.	.	.	.	.	.
38 Colin Fisher	9	9	.	.	.	.	.	.	.	.	.	.	.	.	.	.	.	.	.	.	.	.
16 Christian Turne	9	.	.	.	.	.	.	7	2	.	.	.	.	.	.	.	.	.	.	1	2	6
20 Gabe Gaeckle	8	8	.	.	.	.	.	.	.	.	.	.	.	.	.	.	.	.	.	.	.	.
22 Peyton Lee	4	4	.	.	.	.	.	.	.	.	.	.	.	.	.	.	.	.	.	.	.	.
40 James DeCrem	3	3	.	.	.	.	.	.	.	.	.	.	.	.	.	.	.	.	.	.	.	.
29 Cole Gibler	2	2	.	.	.	.	.	.	.	.	.	.	.	.	.	.	.	.	.	.	.	.
26 Tate McGuire	2	2	.	.	.	.	.	.	.	.	.	.	.	.	.	.	.	.	.	.	.	.
9 Alexander Peck	2	.	.	2	.	.	.	.	.	.	.	.	.	.	.	.	.	1	.	1	.	.
14 Mark Brissey	1	1	.	.	.	.	.	.	.	.	.	.	.	.	.	.	.	.	.	.	.	.
19 Carson Willis	1	.	.	.	.	.	.	.	.	.	.	.	1	.	.	.	.	.	.	.	.	1
24 Landon Schaef	1	.	.	.	.	.	.	.	.	1	.	.	.	.	.	.	.	.	.	.	.	1
13 Steele Eaves	1	1	.	.	.	.	.	.	.	.	.	.	.	.	.	.	.	.	.	.	.	.



#25 Kuhio Aloy - 34 games (All games)

Date	Opponent	Pos	AB	R	H	RBI	2B	3B	HR	BB	SB	CS	HBP	SAC	SF	GDP	K	PO	A	E	Avg
Feb 13	vs Oklahoma State	*of	4	1	2	2	0	0	0	0	1	0	0	0	0	0	1	1	0	0	.500
Feb 14	vs TCU	*of	4	1	1	1	0	0	1	0	0	0	0	0	0	0	0	1	0	0	.375
Feb 20	XAVIER	*of	2	0	1	0	0	0	0	1	0	0	0	0	0	0	1	2	0	0	.400
Feb 21	XAVIER	*of	4	1	2	2	0	0	1	1	0	0	0	0	0	0	0	0	0	1	.429
Feb 22	XAVIER	*of	5	2	3	3	0	0	1	0	0	0	0	0	0	0	0	0	0	0	.474
Feb 24	ARKANSAS STAT	*of	4	1	1	0	0	0	0	0	0	0	0	0	0	0	1	3	0	0	.435
Feb 25	ARKANSAS STAT	*of	4	0	1	1	0	0	0	0	0	0	0	0	0	1	1	0	0	0	.407
Feb 27	UT ARLINGTON	*of	4	1	1	2	1	0	0	0	0	0	0	0	0	1	1	1	0	0	.387
Feb 28	UT ARLINGTON	*dh	4	1	1	0	0	0	0	0	0	0	0	0	0	0	2	0	0	0	.371
Mar 01	UT ARLINGTON	*dh	4	1	2	1	1	0	0	0	0	0	0	0	0	0	1	0	0	0	.385
Mar 03	ORAL ROBERTS	*of	5	1	2	4	1	0	0	0	0	0	0	0	0	0	2	1	0	0	.386
Mar 06	STETSON	*dh	4	1	2	1	1	0	0	1	0	0	0	0	0	1	0	0	0	0	.396
Mar 07	STETSON	*of	2	1	0	2	0	0	0	2	0	0	0	0	0	0	0	0	0	1	.380
Mar 08	STETSON	*dh	4	0	0	0	0	0	0	0	0	0	0	0	0	0	0	0	0	0	.352
Mar 09	STETSON	*of	5	0	1	0	0	0	0	0	0	0	0	0	0	0	0	0	0	0	.339
Mar 13	MISSISSIPPI STA	*of	3	1	0	0	0	0	0	0	0	0	0	0	0	0	2	1	0	1	.323
Mar 14	MISSISSIPPI STA	*of	4	0	1	0	0	0	0	0	1	0	0	0	0	0	0	1	0	0	.318
Mar 14	MISSISSIPPI STA	*of	3	0	0	0	0	0	0	0	0	0	0	0	0	0	2	2	0	0	.304
Mar 18	NORTHERN COL	*dh	5	0	2	2	0	0	0	0	1	0	0	0	0	1	0	0	0	0	.311
Mar 20	at South Carolina	*dh	5	3	1	2	0	0	1	0	0	0	1	0	0	0	1	0	0	0	.304
Mar 21	at South Carolina	*dh	4	0	0	0	0	0	0	0	0	0	0	0	0	0	2	0	0	0	.289
Mar 22	at South Carolina	*dh	2	0	0	0	0	0	0	0	0	0	0	0	0	0	0	0	0	0	.282
Mar 24	UCA	*dh	2	0	0	0	0	0	0	0	0	0	0	0	0	0	2	0	0	0	.276
Mar 28	FLORIDA	*dh	4	0	1	0	0	0	0	0	1	0	0	0	0	0	1	0	0	0	.275
Mar 29	FLORIDA	*dh	4	2	2	1	0	0	1	0	0	0	0	0	0	1	0	0	0	0	.284
Mar 31	at Missouri State	*dh	5	0	0	0	0	0	0	0	0	0	0	0	0	0	5	0	0	0	.270
Apr 03	at Auburn	*dh	3	0	0	0	0	0	0	0	0	0	0	0	0	0	1	0	0	0	.262
Apr 04	at Auburn	*dh	2	0	0	1	0	0	0	0	0	0	1	0	0	0	1	0	0	0	.257
Apr 07	LITTLE ROCK	*dh	2	1	0	0	0	0	0	2	0	0	0	0	0	0	0	0	0	0	.252
Apr 10	at Alabama	*dh	3	1	1	0	1	0	0	1	0	0	0	0	0	0	1	0	0	0	.255
Apr 11	at Alabama	*dh	4	2	3	1	0	0	0	1	0	0	0	0	0	0	1	0	0	0	.272
Apr 12	at Alabama	*dh	3	0	0	0	0	0	0	1	0	0	0	0	0	0	2	0	0	0	.265
Apr 14	vs UAPB	*dh	4	1	3	4	0	0	0	0	1	0	0	0	0	0	1	0	0	0	.281
Apr 16	GEORGIA	*dh	4	0	0	0	0	0	0	0	0	0	0	0	0	0	2	0	0	0	.272
Totals		34gs	125	23	34	30	5	0	5	10	5	0	2	0	0	5	34	13	0	3	.272

On base pct. .336 • Slugging pct. .432

#45 Tye Briscoe - 2 appearances (All games)

Date	Opponent	GS	IP	H	R	ER	BB	SO	2B	3B	HR	WP	BK	HBP	IBB	Score	W-L	Sv	ERA	NP
Mar 24	UCA		1.0	0	0	0	0	3	0	0	0	0	0	0	0	15-2	0-0	0	0.00	13
Mar 28	FLORIDA		0.0	0	0	0	1	0	0	0	0	0	0	0	0	4-7	0-0	0	0.00	4
Totals		0	1.0	0	0	0	1	3	0	0	0	0	0	0	0	19-9	0-0	0	0.00	-

#14 Mark Brissey - 4 games (All games)

Date	Opponent	Pos	AB	R	H	RBI	2B	3B	HR	BB	SB	CS	HBP	SAC	SF	GDP	K	PO	A	E	Avg
Feb 16	vs Tarleton State	p	0	0	0	0	0	0	0	0	0	0	0	0	0	0	0	0	1	0	.000
Mar 06	STETSON	p	0	0	0	0	0	0	0	0	0	0	0	0	0	0	0	1	0	0	.000
Mar 27	FLORIDA	p	0	0	0	0	0	0	0	0	0	0	0	0	0	0	0	1	0	0	.000
Apr 14	vs UAPB	p	0	0	0	0	0	0	0	0	0	0	0	0	0	0	0	1	0	0	.000
Totals		0gs	0	0	0	0	0	0	0	0	0	0	0	0	0	0	0	2	2	0	.000

On base pct. .000 • Slugging pct. .000



# INDIVIDUAL GAME-BY-GAME

## #14 Mark Brissey - 11 appearances (All games)

Date	Opponent	GS	IP	H	R	ER	BB	SO	2B	3B	HR	WP	BK	HBP	IBB	Score	W-L	Sv	ERA	NP
Feb 16	vs Tarleton State		2.0	1	0	0	1	3	0	0	0	0	0	0	0	3-1	0-0	1	0.00	30
Feb 28	UT ARLINGTON		2.0	0	0	0	1	3	0	0	0	0	0	0	0	9-0	0-0	1	0.00	26
Mar 03	ORAL ROBERTS		1.0	0	0	0	0	3	0	0	0	0	0	1	0	10-2	0-0	1	0.00	14
Mar 06	STETSON		1.0	0	0	0	0	0	0	0	0	0	0	0	0	7-1	0-0	1	0.00	14
Mar 17	NORTHERN COL	*	2.0	2	2	2	2	2	0	0	0	0	0	1	0	13-2	0-0	1	2.25	46
Mar 24	UCA		1.0	0	0	0	0	3	0	0	0	0	0	1	0	15-2	0-0	1	2.00	15
Mar 27	FLORIDA		1.1	1	2	2	1	1	0	0	0	0	0	0	0	4-9	0-0	1	3.48	24
Mar 29	FLORIDA		1.0	3	1	1	0	2	0	0	0	0	0	0	0	6-7	0-0	1	3.97	19
Mar 31	at Missouri State		0.1	1	3	3	2	0	0	0	0	0	0	0	0	14-15	0-0	1	6.17	21
Apr 04	at Auburn		0.1	1	2	2	1	0	0	0	1	1	0	0	0	3-8	0-0	1	7.50	14
Apr 14	vs UAPB		2.1	1	0	0	1	3	0	0	0	0	0	0	0	12-2	0-0	1	6.28	31
Totals		1	14.1	10	10	10	9	20	0	0	1	1	0	3	0	96-49	0-0	1	6.28	-

## #1 Carson Brumbaugh - 17 games (All games)

Date	Opponent	Pos	AB	R	H	RBI	2B	3B	HR	BB	SB	CS	HBP	SAC	SF	GDP	K	PO	A	E	Avg
Feb 13	vs Oklahoma State	*ss	4	0	0	0	0	0	0	0	0	0	0	0	0	0	0	1	0	0	.000
Feb 14	vs TCU	*ss	4	0	1	0	0	0	0	0	0	0	0	0	0	0	1	0	3	0	.125
Feb 15	vs Texas Tech	*ss	5	1	1	0	0	0	0	0	0	0	0	0	0	0	3	2	3	0	.154
Feb 16	vs Tarleton State	*ss	4	0	0	0	0	0	0	0	0	0	0	0	0	1	0	0	2	0	.118
Feb 20	XAVIER	*ss	3	1	1	0	0	0	0	0	0	0	0	0	0	0	2	0	4	0	.150
Feb 21	XAVIER	*ss	3	0	0	0	0	0	0	1	0	1	0	0	0	0	1	0	4	0	.130
Feb 22	XAVIER	*ss	4	0	0	0	0	0	0	0	0	0	0	0	0	0	2	0	4	0	.111
Feb 25	ARKANSAS STAT	*ss	2	0	0	0	0	0	0	0	0	0	0	1	0	0	1	0	4	0	.103
Feb 27	UT ARLINGTON	*ss	2	0	0	0	0	0	0	0	0	0	0	0	0	0	1	0	3	0	.097
Feb 28	UT ARLINGTON	*ss	3	1	1	0	0	0	0	1	0	0	0	0	0	0	0	0	2	0	.118
Mar 01	UT ARLINGTON	*ss	3	2	2	1	2	0	0	0	0	0	0	0	1	0	0	0	2	2	.162
Mar 03	ORAL ROBERTS	*ss	3	1	0	0	0	0	0	0	0	0	0	0	0	0	1	2	2	0	.150
Mar 06	STETSON	*ss	3	0	1	1	1	0	0	0	0	0	0	0	1	1	0	1	1	1	.163
Mar 08	STETSON	*ss	2	0	0	0	0	0	0	0	0	0	0	0	0	1	1	1	4	2	.156
Mar 14	MISSISSIPPI STA	ph	1	0	0	0	0	0	0	0	0	0	0	0	0	0	1	0	0	0	.152
Mar 18	NORTHERN COL	*ss	4	0	0	0	0	0	0	0	0	0	0	0	0	1	1	1	6	0	.140
Mar 20	at South Carolina	ss	0	0	0	0	0	0	0	0	0	0	0	0	0	0	0	1	0	0	.140
Totals		15gs	50	6	7	2	3	0	0	2	0	1	0	1	2	4	15	9	44	5	.140

On base pct. .167 • Slugging pct. .200

## #1 Carson Brumbaugh - 1 appearance (All games)

Date	Opponent	GS	IP	H	R	ER	BB	SO	2B	3B	HR	WP	BK	HBP	IBB	Score	W-L	Sv	ERA	NP
Apr 02	at Auburn		1.0	1	1	1	1	0	1	0	0	2	0	0	0	2-10	0-0	0	9.00	17
Totals		0	1.0	1	1	1	1	0	1	0	0	2	0	0	0	2-10	0-0	0	9.00	-

## #36 Parker Coil - 3 games (All games)

Date	Opponent	Pos	AB	R	H	RBI	2B	3B	HR	BB	SB	CS	HBP	SAC	SF	GDP	K	PO	A	E	Avg
Feb 15	vs Texas Tech	p	0	0	0	0	0	0	0	0	0	0	0	0	0	0	0	0	1	0	.000
Mar 31	at Missouri State	p	0	0	0	0	0	0	0	0	0	0	0	0	0	0	0	0	1	0	.000
Apr 12	at Alabama	p	0	0	0	0	0	0	0	0	0	0	0	0	0	0	0	0	0	1	.000
Totals		0gs	0	0	0	0	0	0	0	0	0	0	0	0	0	0	0	0	2	1	.000

On base pct. .000 • Slugging pct. .000



#36 Parker Coil - 15 appearances (All games)

Date	Opponent	GS	IP	H	R	ER	BB	SO	2B	3B	HR	WP	BK	HBP	IBB	Score	W-L	Sv	ERA	NP
Feb 15	vs Texas Tech		1.0	1	1	1	1	0	0	0	0	0	0	0	0	6-5	0-0	0	9.00	15
Feb 21	XAVIER		3.0	2	2	2	0	4	0	0	2	0	0	0	0	7-6	0-0	0	6.75	34
Feb 25	ARKANSAS STAT		2.2	0	0	0	2	6	0	0	0	0	0	0	1	1-0	0-0	1	4.05	38
Mar 06	STETSON		1.0	2	1	1	0	3	1	0	0	0	0	0	0	7-1	0-0	1	4.70	21
Mar 09	STETSON		2.0	3	0	0	0	2	0	0	0	0	0	0	0	4-6	0-0	1	3.72	31
Mar 14	MISSISSIPPI STA		0.2	0	0	0	0	1	0	0	0	0	0	0	0	7-3	0-0	1	3.48	9
Mar 17	NORTHERN COL		1.0	0	0	0	1	2	0	0	0	0	0	0	0	13-2	0-0	1	3.18	19
Mar 24	UCA		3.0	3	1	1	0	1	1	0	1	0	0	0	0	15-2	1-0	1	3.14	39
Mar 28	FLORIDA		1.0	1	0	0	0	1	0	0	0	0	0	0	0	4-7	1-0	1	2.93	11
Mar 29	FLORIDA		1.0	0	0	0	0	2	0	0	0	0	0	0	0	6-7	1-0	1	2.76	12
Mar 31	at Missouri State		2.2	3	3	0	0	3	1	0	1	0	0	0	0	14-15	1-0	1	2.37	37
Apr 04	at Auburn		2.2	2	1	1	0	1	0	0	1	0	0	0	0	3-8	1-0	1	2.49	23
Apr 07	LITTLE ROCK		1.0	1	0	0	0	2	0	0	0	0	0	0	0	7-0	1-0	1	2.38	20
Apr 10	at Alabama		1.0	0	0	0	0	1	0	0	0	0	0	0	0	7-5	1-0	2	2.28	7
Apr 12	at Alabama		2.0	2	0	0	2	2	0	0	0	0	0	0	2	3-2	1-0	2	2.10	34
Totals		0	25.2	20	9	6	6	31	3	0	5	0	0	0	3	104-69	1-0	2	2.10	-

#11 Luke Cornelison - 1 game (All games)

Date	Opponent	Pos	AB	R	H	RBI	2B	3B	HR	BB	SB	CS	HBP	SAC	SF	GDP	K	PO	A	E	Avg
Feb 27	UT ARLINGTON	3b	0	0	0	0	0	0	0	0	0	0	0	0	0	0	0	0	0	0	.000
Totals		0gs	0	0	0	0	0	0	0	0	0	0	0	0	0	0	0	0	0	0	.000

On base pct. .000 • Slugging pct. .000

#11 Luke Cornelison - 4 appearances (All games)

Date	Opponent	GS	IP	H	R	ER	BB	SO	2B	3B	HR	WP	BK	HBP	IBB	Score	W-L	Sv	ERA	NP
Feb 24	ARKANSAS STAT		2.0	2	1	0	2	2	0	0	0	1	0	0	0	4-12	0-0	0	0.00	27
Mar 18	NORTHERN COL		2.0	1	0	0	0	1	0	0	0	0	0	0	0	9-4	0-0	0	0.00	32
Mar 20	at South Carolina		1.0	3	2	2	0	2	0	0	1	0	0	0	0	22-6	0-0	0	3.60	24
Apr 02	at Auburn		1.0	1	1	1	0	1	0	0	1	0	0	0	0	2-10	0-0	0	4.50	12
Totals		0	6.0	7	4	3	2	6	0	0	2	1	0	0	0	37-32	0-0	0	4.50	-

#40 James DeCremer - 3 games (All games)

Date	Opponent	Pos	AB	R	H	RBI	2B	3B	HR	BB	SB	CS	HBP	SAC	SF	GDP	K	PO	A	E	Avg
Feb 15	vs Texas Tech	p	0	0	0	0	0	0	0	0	0	0	0	0	0	0	0	0	2	0	.000
Mar 03	ORAL ROBERTS	*p	0	0	0	0	0	0	0	0	0	0	0	0	0	0	0	0	2	0	.000
Mar 31	at Missouri State	p	0	0	0	0	0	0	0	0	0	0	0	0	0	0	0	0	1	0	.000
Totals		1gs	0	0	0	0	0	0	0	0	0	0	0	0	0	0	0	0	5	0	.000

On base pct. .000 • Slugging pct. .000

#40 James DeCremer - 7 appearances (All games)

Date	Opponent	GS	IP	H	R	ER	BB	SO	2B	3B	HR	WP	BK	HBP	IBB	Score	W-L	Sv	ERA	NP
Feb 15	vs Texas Tech		2.0	1	0	0	1	1	0	0	0	1	0	0	0	6-5	0-0	0	0.00	36
Feb 25	ARKANSAS STAT	*	3.2	1	0	0	0	3	1	0	0	0	0	0	0	1-0	0-0	0	0.00	50
Mar 03	ORAL ROBERTS	*	2.0	5	1	1	1	1	0	0	0	0	0	0	0	10-2	0-0	0	1.17	34
Mar 09	STETSON	*	0.0	4	4	4	1	0	0	0	1	1	0	0	0	4-6	0-1	0	5.87	17
Mar 28	FLORIDA		1.0	1	0	0	0	0	1	0	0	0	0	0	0	4-7	0-1	0	5.19	7
Mar 31	at Missouri State		0.2	3	2	2	0	0	1	0	0	0	1	1	0	14-15	0-1	0	6.75	13
Apr 02	at Auburn		1.0	0	0	0	0	0	0	0	0	0	0	0	0	2-10	0-1	0	6.10	11
Totals		3	10.1	15	7	7	3	5	3	0	1	2	1	1	0	41-45	0-1	0	6.10	-



# INDIVIDUAL GAME-BY-GAME

## #32 Hunter Dietz - 3 games (All games)

Date	Opponent	Pos	AB	R	H	RBI	2B	3B	HR	BB	SB	CS	HBP	SAC	SF	GDP	K	PO	A	E	Avg
Mar 28	FLORIDA	*p	0	0	0	0	0	0	0	0	0	0	0	0	0	0	0	0	1	0	.000
Apr 03	at Auburn	*p	0	0	0	0	0	0	0	0	0	0	0	0	0	0	0	0	1	0	.000
Apr 16	GEORGIA	*p	0	0	0	0	0	0	0	0	0	0	0	0	0	0	0	0	1	0	.000
Totals		3gs	0	0	0	0	0	0	0	0	0	0	0	0	0	0	0	0	3	0	.000

On base pct. .000 • Slugging pct. .000

## #32 Hunter Dietz - 10 appearances (All games)

Date	Opponent	GS	IP	H	R	ER	BB	SO	2B	3B	HR	WP	BK	HBP	IBB	Score	W-L	Sv	ERA	NP
Feb 14	vs TCU	*	2.0	3	4	4	3	5	2	0	0	0	0	1	0	4-5	0-1	0	18.00	58
Feb 21	XAVIER	*	4.0	5	4	2	1	9	0	0	0	0	0	1	0	7-6	0-1	0	9.00	84
Feb 28	UT ARLINGTON	*	7.0	2	0	0	1	8	1	0	0	0	0	0	0	9-0	1-1	0	4.15	93
Mar 07	STETSON	*	6.0	4	1	0	0	12	0	0	0	1	0	0	0	13-1	2-1	0	2.84	91
Mar 14	MISSISSIPPI STA	*	4.2	4	5	5	3	8	1	0	1	1	0	0	0	2-7	2-2	0	4.18	95
Mar 21	at South Carolina	*	6.2	5	2	2	2	12	1	0	0	0	0	0	0	3-2	2-2	0	3.86	103
Mar 28	FLORIDA	*	4.0	5	3	3	4	4	1	0	0	2	0	1	0	4-7	2-2	0	4.19	88
Apr 03	at Auburn	*	7.0	6	2	1	0	11	1	0	0	2	0	1	0	3-2	3-2	0	3.70	106
Apr 10	at Alabama	*	6.0	3	2	2	3	9	0	0	2	1	0	0	0	7-5	3-2	0	3.61	107
Apr 16	GEORGIA	*	5.1	5	2	2	1	6	0	0	2	0	0	0	0	6-3	4-2	0	3.59	85
Totals		10	52.2	42	25	21	18	84	7	0	5	7	0	4	0	58-38	4-2	0	3.59	-

## #48 Cooper Dossett - 1 game (All games)

Date	Opponent	Pos	AB	R	H	RBI	2B	3B	HR	BB	SB	CS	HBP	SAC	SF	GDP	K	PO	A	E	Avg
Apr 14	vs UAPB	p	0	0	0	0	0	0	0	0	0	0	0	0	0	0	0	1	0	0	.000
Totals		0gs	0	0	0	0	0	0	0	0	0	0	0	0	0	0	0	1	0	0	.000

On base pct. .000 • Slugging pct. .000

## #48 Cooper Dossett - 9 appearances (All games)

Date	Opponent	GS	IP	H	R	ER	BB	SO	2B	3B	HR	WP	BK	HBP	IBB	Score	W-L	Sv	ERA	NP
Feb 15	vs Texas Tech		0.2	1	4	4	3	1	0	0	0	0	0	0	0	6-5	0-0	0	54.00	28
Feb 24	ARKANSAS STAT		1.0	3	3	3	0	1	1	0	1	0	0	0	0	4-12	0-0	1	37.80	19
Mar 07	STETSON		1.0	0	0	0	0	1	0	0	0	0	0	0	0	13-1	0-0	0	23.62	19
Mar 14	MISSISSIPPI STA		1.0	0	0	0	1	1	0	0	0	0	0	0	0	2-7	0-0	0	17.18	13
Mar 18	NORTHERN COL		1.0	0	0	0	0	0	0	0	0	0	0	0	0	9-4	0-0	0	13.50	10
Mar 28	FLORIDA		1.1	0	0	0	2	1	0	0	0	0	0	0	0	4-7	0-0	0	10.50	24
Mar 31	at Missouri State		2.1	3	2	2	0	4	1	0	1	0	0	0	0	14-15	0-0	0	9.72	36
Apr 07	LITTLE ROCK		1.0	1	0	0	0	1	0	0	0	0	0	0	0	7-0	0-0	0	8.68	12
Apr 14	vs UAPB		1.0	0	1	1	2	1	0	0	0	0	1	0	0	12-2	0-0	0	8.71	24
Totals		0	10.1	8	10	10	8	11	2	0	2	0	1	0	0	71-53	0-0	0	8.71	-

## #13 Steele Eaves - 2 games (All games)

Date	Opponent	Pos	AB	R	H	RBI	2B	3B	HR	BB	SB	CS	HBP	SAC	SF	GDP	K	PO	A	E	Avg
Mar 28	FLORIDA	p	0	0	0	0	0	0	0	0	0	0	0	0	0	0	0	1	0	0	.000
Apr 02	at Auburn	p	0	0	0	0	0	0	0	0	0	0	0	0	0	0	0	0	1	0	.000
Totals		0gs	0	0	0	0	0	0	0	0	0	0	0	0	0	0	0	1	1	0	.000

On base pct. .000 • Slugging pct. .000



#13 Steele Eaves - 16 appearances (All games)

Date	Opponent	GS	IP	H	R	ER	BB	SO	2B	3B	HR	WP	BK	HBP	IBB	Score	W-L	Sv	ERA	NP
Feb 15	vs Texas Tech		2.1	1	0	0	1	3	0	0	0	0	0	1	0	6-5	1-0	0	0.00	33
Feb 21	XAVIER		2.0	2	0	0	0	1	0	0	0	0	0	0	0	7-6	2-0	0	0.00	21
Feb 25	ARKANSAS STAT		2.2	0	0	0	1	4	0	0	0	0	0	0	0	1-0	3-0	0	0.00	38
Mar 01	UT ARLINGTON		1.0	0	0	0	0	1	0	0	0	0	0	0	0	11-1	3-0	0	0.00	14
Mar 09	STETSON		4.0	3	0	0	0	1	0	0	0	0	0	0	0	4-6	3-0	0	0.00	37
Mar 14	MISSISSIPPI STA		2.0	0	0	0	0	2	0	0	0	0	0	1	0	7-3	3-0	0	0.00	25
Mar 17	NORTHERN COL		1.0	1	0	0	1	0	0	0	0	0	0	0	0	13-2	3-0	0	0.00	17
Mar 22	at South Carolina		2.2	2	2	2	0	3	0	0	2	0	0	0	0	4-9	3-0	0	1.02	33
Mar 27	FLORIDA		1.0	2	1	1	1	1	1	0	1	1	0	0	0	4-9	3-0	0	1.45	26
Mar 28	FLORIDA		1.0	2	2	2	0	1	0	0	1	0	1	1	0	4-7	3-1	0	2.29	18
Mar 31	at Missouri State	*	1.0	3	4	4	1	2	1	0	1	0	0	1	0	14-15	3-1	0	3.92	24
Apr 02	at Auburn		0.2	1	0	0	0	0	0	0	0	0	0	0	0	2-10	3-1	0	3.80	11
Apr 04	at Auburn		0.1	1	0	0	0	0	0	0	0	0	0	0	0	3-8	3-1	0	3.74	8
Apr 07	LITTLE ROCK		2.0	1	0	0	0	0	0	0	0	0	0	0	0	7-0	4-1	0	3.42	13
Apr 11	at Alabama		1.2	1	1	0	1	3	0	0	0	0	0	0	0	15-6	4-1	0	3.20	28
Apr 17	GEORGIA		1.1	1	0	0	0	1	0	0	0	0	0	0	0	3-5	4-1	0	3.04	16
Totals		1	26.2	21	10	9	6	23	2	0	5	1	1	4	0	105-92	4-1	0	3.04	-

#38 Colin Fisher - 7 games (All games)

Date	Opponent	Pos	AB	R	H	RBI	2B	3B	HR	BB	SB	CS	HBP	SAC	SF	GDP	K	PO	A	E	Avg
Feb 15	vs Texas Tech	*p	0	0	0	0	0	0	0	0	0	0	0	0	0	0	0	0	1	0	.000
Feb 22	XAVIER	*p	0	0	0	0	0	0	0	0	0	0	0	0	0	0	0	0	1	0	.000
Mar 08	STETSON	*p	0	0	0	0	0	0	0	0	0	0	0	0	0	0	0	0	1	0	.000
Mar 22	at South Carolina	*p	0	0	0	0	0	0	0	0	0	0	0	0	0	0	0	0	1	0	.000
Mar 29	FLORIDA	*p	0	0	0	0	0	0	0	0	0	0	0	0	0	0	0	0	1	0	.000
Apr 11	at Alabama	p	0	0	0	0	0	0	0	0	0	0	0	0	0	0	0	0	1	0	.000
Apr 14	vs UAPB	*p	0	0	0	0	0	0	0	0	0	0	0	0	0	0	0	0	1	0	.000
Totals		6gs	0	0	0	0	0	0	0	0	0	0	0	0	0	0	0	0	7	0	.000

On base pct. .000 • Slugging pct. .000

#38 Colin Fisher - 10 appearances (All games)

Date	Opponent	GS	IP	H	R	ER	BB	SO	2B	3B	HR	WP	BK	HBP	IBB	Score	W-L	Sv	ERA	NP
Feb 15	vs Texas Tech	*	5.0	1	0	0	2	8	0	0	0	0	0	0	0	6-5	0-0	0	0.00	82
Feb 22	XAVIER	*	8.0	1	0	0	0	11	0	0	0	0	0	0	0	11-0	1-0	0	0.00	86
Mar 01	UT ARLINGTON	*	6.0	5	1	0	1	7	1	0	0	0	0	1	0	11-1	2-0	0	0.00	85
Mar 08	STETSON	*	4.0	6	4	3	0	4	1	0	2	0	0	0	0	1-4	2-1	0	1.17	69
Mar 14	MISSISSIPPI STA	*	4.2	4	3	3	2	6	0	0	0	0	0	0	0	7-3	2-1	0	1.95	85
Mar 22	at South Carolina	*	2.1	4	3	3	2	2	1	0	1	0	0	1	0	4-9	2-2	0	2.70	45
Mar 29	FLORIDA	*	2.1	6	3	3	0	2	1	0	0	1	0	1	0	6-7	2-3	0	3.34	46
Apr 04	at Auburn	*	2.2	5	5	5	2	1	2	0	0	0	0	1	0	3-8	2-4	0	4.37	60
Apr 11	at Alabama	*	3.0	3	2	2	2	1	0	0	0	0	0	0	0	15-6	3-4	0	4.50	43
Apr 14	vs UAPB	*	3.0	1	0	0	0	1	0	0	0	0	0	0	0	12-2	4-4	0	4.17	27
Totals		9	41.0	36	21	19	11	43	6	0	3	1	0	4	0	76-45	4-4	0	4.17	-

#20 Gabe Gaeckle - 4 games (All games)

Date	Opponent	Pos	AB	R	H	RBI	2B	3B	HR	BB	SB	CS	HBP	SAC	SF	GDP	K	PO	A	E	Avg
Feb 13	vs Oklahoma State	*p	0	0	0	0	0	0	0	0	0	0	0	0	0	0	0	1	0	0	.000
Feb 20	XAVIER	*p	0	0	0	0	0	0	0	0	0	0	0	0	0	0	0	0	1	0	.000
Feb 27	UT ARLINGTON	*p	0	0	0	0	0	0	0	0	0	0	0	0	0	0	0	0	1	0	.000
Mar 13	MISSISSIPPI STA	*p	0	0	0	0	0	0	0	0	0	0	0	0	0	0	0	1	0	0	.000
Totals		4gs	0	0	0	0	0	0	0	0	0	0	0	0	0	0	0	2	2	0	.000

On base pct. .000 • Slugging pct. .000



# ||| INDIVIDUAL GAME-BY-GAME

## #20 Gabe Gaeckle - 12 appearances (All games)

Date	Opponent	GS	IP	H	R	ER	BB	SO	2B	3B	HR	WP	BK	HBP	IBB	Score	W-L	Sv	ERA	NP
Feb 13	vs Oklahoma State	*	4.1	4	2	1	1	9	0	0	1	0	0	0	0	12-2	0-0	0	2.08	75
Feb 20	XAVIER	*	5.0	4	1	1	2	7	2	0	1	0	0	0	0	5-2	1-0	0	1.93	77
Feb 27	UT ARLINGTON	*	5.1	8	4	4	2	5	2	0	1	0	0	1	0	3-4	1-1	0	3.68	88
Mar 06	STETSON	*	6.0	5	0	0	1	6	0	0	0	0	0	0	0	7-1	2-1	0	2.61	99
Mar 13	MISSISSIPPI STA	*	5.2	8	2	2	3	4	1	0	0	0	0	0	0	5-4	2-1	0	2.73	90
Mar 20	at South Carolina	*	5.0	5	4	2	2	7	0	0	2	0	0	0	0	22-6	3-1	0	2.87	89
Mar 27	FLORIDA	*	1.1	1	3	3	4	0	0	0	0	0	0	1	0	4-9	3-2	0	3.58	46
Apr 02	at Auburn	*	4.0	6	4	4	4	3	3	0	0	0	0	0	0	2-10	3-3	0	4.17	88
Apr 07	LITTLE ROCK		1.0	1	0	0	0	1	0	0	0	0	0	0	0	7-0	3-3	0	4.06	14
Apr 10	at Alabama		1.0	1	1	1	2	1	0	0	0	1	0	0	1	7-5	4-3	0	4.19	28
Apr 12	at Alabama		2.0	4	0	0	1	2	1	0	0	0	0	0	0	3-2	5-3	0	3.98	40
Apr 16	GEORGIA		2.0	2	1	1	0	2	0	0	0	0	0	0	0	6-3	5-3	0	4.01	24
Totals		8	42.2	49	22	19	22	47	9	0	5	1	0	2	1	83-48	5-3	0	4.01	-

## #29 Cole Gibler - 5 games (All games)

Date	Opponent	Pos	AB	R	H	RBI	2B	3B	HR	BB	SB	CS	HBP	SAC	SF	GDP	K	PO	A	E	Avg
Feb 27	UT ARLINGTON	p	0	0	0	0	0	0	0	0	0	0	0	0	0	0	0	0	1	0	.000
Mar 21	at South Carolina	p	0	0	0	0	0	0	0	0	0	0	0	0	0	0	0	0	1	0	.000
Mar 27	FLORIDA	p	0	0	0	0	0	0	0	0	0	0	0	0	0	0	0	0	1	0	.000
Apr 04	at Auburn	p	0	0	0	0	0	0	0	0	0	0	0	0	0	0	0	0	1	0	.000
Apr 11	at Alabama	*p	0	0	0	0	0	0	0	0	0	0	0	0	0	0	0	0	1	0	.000
Totals		1gs	0	0	0	0	0	0	0	0	0	0	0	0	0	0	0	0	5	0	.000

On base pct. .000 • Slugging pct. .000

## #29 Cole Gibler - 11 appearances (All games)

Date	Opponent	GS	IP	H	R	ER	BB	SO	2B	3B	HR	WP	BK	HBP	IBB	Score	W-L	Sv	ERA	NP
Feb 13	vs Oklahoma State		3.2	0	0	0	1	6	0	0	0	0	0	0	0	12-2	1-0	0	0.00	53
Feb 20	XAVIER		4.0	5	1	1	0	2	1	0	1	0	0	1	0	5-2	1-0	1	1.17	51
Feb 27	UT ARLINGTON		3.2	1	0	0	0	5	0	0	0	0	0	0	0	3-4	1-0	1	0.79	39
Mar 08	STETSON		3.0	0	0	0	2	2	0	0	0	0	0	0	0	1-4	1-0	1	0.63	45
Mar 13	MISSISSIPPI STA		3.1	3	2	2	2	3	0	0	1	0	0	1	0	5-4	2-0	1	1.53	53
Mar 21	at South Carolina		3.1	2	0	0	1	4	0	0	0	1	0	0	0	3-2	3-0	1	1.29	46
Mar 27	FLORIDA		4.2	3	2	2	3	5	0	0	1	1	0	1	0	4-9	3-0	1	1.75	86
Apr 02	at Auburn		0.1	4	4	3	0	1	0	0	0	1	0	0	0	2-10	3-0	1	2.77	20
Apr 04	at Auburn		2.0	1	0	0	0	0	1	0	0	0	0	0	0	3-8	3-0	1	2.57	25
Apr 11	at Alabama	*	4.1	5	3	2	4	2	1	0	0	0	0	0	0	15-6	3-0	1	2.78	83
Apr 17	GEORGIA	*	5.0	7	4	4	2	2	1	0	1	0	0	1	0	3-5	3-1	1	3.38	77
Totals		2	37.1	31	16	14	15	32	4	0	4	3	0	4	0	56-56	3-1	1	3.38	-



#27 Ryder Helfrick - 39 games (All games)

Date	Opponent	Pos	AB	R	H	RBI	2B	3B	HR	BB	SB	CS	HBP	SAC	SF	GDP	K	PO	A	E	Avg	
Feb 13	vs Oklahoma State	*c	4	4	2	3	0	0	2	1	1	0	0	0	0	0	2	14	1	1	.500	
Feb 14	vs TCU	*c	4	0	1	0	0	0	0	1	1	0	0	0	0	0	1	10	0	0	.375	
Feb 15	vs Texas Tech	*c	6	0	2	0	0	0	0	0	0	0	0	0	0	0	2	12	1	0	.357	
Feb 16	vs Tarleton State	*c	3	1	0	0	0	0	0	1	0	0	0	0	0	0	0	13	0	0	.294	
Feb 20	XAVIER	*c	3	1	0	0	0	0	0	1	0	1	0	0	0	0	1	10	1	0	.250	
Feb 21	XAVIER	*c	5	2	2	1	0	0	1	0	0	0	0	0	0	0	1	14	0	0	.280	
Feb 22	XAVIER	*c	4	1	2	3	1	0	1	0	0	0	0	0	0	0	0	10	1	0	.310	
Feb 24	ARKANSAS STAT	*c	3	0	1	0	0	0	0	1	0	0	0	0	0	1	1	10	0	0	.312	
Feb 25	ARKANSAS STAT	*c	2	1	0	0	0	0	0	2	0	0	0	0	0	0	0	13	0	0	.294	
Feb 27	UT ARLINGTON	*c	2	1	0	0	0	0	0	2	0	0	0	0	0	0	0	11	0	0	.278	
Feb 28	UT ARLINGTON	*c	4	1	1	0	0	0	0	1	0	0	0	0	0	0	0	9	2	0	.275	
Mar 01	UT ARLINGTON	*c	3	2	3	2	0	0	1	1	1	0	0	0	0	0	0	8	0	0	.326	
Mar 03	ORAL ROBERTS	*c	2	1	2	0	0	0	0	2	0	0	0	0	0	0	0	7	0	0	.356	
Mar 06	STETSON	*c	4	1	2	1	0	0	0	1	0	0	0	0	0	0	1	11	0	1	.367	
Mar 07	STETSON	*c	2	1	0	1	0	0	0	2	1	0	0	0	1	0	0	12	0	0	.353	
Mar 08	STETSON	*c	2	0	0	0	0	0	0	2	0	0	0	0	0	0	0	8	2	0	.340	
Mar 09	STETSON	*c	5	1	1	0	0	0	0	0	0	0	0	0	0	0	3	5	0	0	.328	
Mar 13	MISSISSIPPI STA	*c	3	0	0	0	0	0	0	1	0	0	0	0	0	0	2	7	3	0	.311	
Mar 14	MISSISSIPPI STA	*c	4	0	2	1	2	0	0	0	0	0	0	0	0	0	0	12	1	0	.323	
Mar 14	MISSISSIPPI STA	*c	3	0	1	2	0	0	0	2	0	0	0	0	0	0	1	11	0	0	.324	
Mar 17	NORTHERN COL	*c	3	0	2	2	1	0	0	3	1	0	0	0	0	0	0	12	0	1	.338	
Mar 20	at South Carolina	*c	3	2	0	1	0	0	0	2	0	0	0	0	1	0	1	7	0	0	.324	
Mar 21	at South Carolina	*c	2	1	0	0	0	0	0	3	0	0	0	0	0	0	0	14	3	0	.316	
Mar 22	at South Carolina	*c	5	2	2	2	0	0	1	0	0	0	0	0	0	0	1	10	0	0	.321	
Mar 24	UCA	*c	3	1	0	0	0	0	0	1	0	0	0	0	0	0	1	9	1	0	.310	
Mar 27	FLORIDA	*c	3	1	1	2	0	0	1	2	0	0	0	0	0	0	1	9	1	0	.310	
Mar 28	FLORIDA	*c	4	1	0	1	0	0	0	0	0	0	0	0	1	0	1	9	1	0	.297	
Mar 29	FLORIDA	*c	5	1	1	2	0	0	1	0	0	0	0	0	0	0	3	13	0	0	.292	
Mar 31	at Missouri State	*c	4	1	1	2	0	0	1	1	0	0	0	0	1	0	0	11	0	0	.290	
Apr 02	at Auburn	*c	3	1	3	1	0	0	1	1	0	0	0	0	0	0	0	5	2	0	.311	
Apr 03	at Auburn	*c	4	2	2	3	0	0	2	0	0	0	0	0	0	0	1	13	3	0	.318	
Apr 04	at Auburn	*c	4	0	0	0	0	0	0	0	0	0	0	0	0	0	2	4	1	0	.306	
Apr 07	LITTLE ROCK	*c	4	1	1	2	1	0	0	0	0	0	0	0	1	0	1	8	0	0	.304	
Apr 10	at Alabama	*c	5	0	0	0	0	0	0	0	0	0	0	0	0	0	2	13	0	0	.292	
Apr 11	at Alabama	*c	5	0	1	2	0	0	0	0	0	0	0	0	1	0	2	6	0	1	.288	
Apr 12	at Alabama	*c	3	2	1	0	0	1	0	1	0	0	0	0	0	0	0	8	0	0	.289	
Apr 14	vs UAPB	*c	2	1	1	0	0	0	0	2	0	0	0	0	0	0	1	6	1	0	.292	
Apr 16	GEORGIA	*c	3	1	1	0	0	0	0	1	1	0	0	0	0	0	0	10	0	0	.293	
Apr 17	GEORGIA	*c	4	1	1	0	0	0	0	1	0	0	0	0	0	0	0	7	0	0	.292	
Totals			39gs	137	37	40	34	5	1	12	39	6	1	0	0	6	1	32	381	25	4	.292

On base pct. .434 • Slugging pct. .606

#15 Jackson Kircher - 2 games (All games)

Date	Opponent	Pos	AB	R	H	RBI	2B	3B	HR	BB	SB	CS	HBP	SAC	SF	GDP	K	PO	A	E	Avg
Mar 03	ORAL ROBERTS	p	0	0	0	0	0	0	0	0	0	0	0	0	0	0	0	0	1	0	.000
Mar 17	NORTHERN COL	p	0	0	0	0	0	0	0	0	0	0	0	0	0	0	0	1	0	0	.000
Totals			0gs	0	0	0	0	0	0	0	0	0	0	0	0	0	0	1	1	0	.000

On base pct. .000 • Slugging pct. .000

#15 Jackson Kircher - 10 appearances (All games)

Date	Opponent	GS	IP	H	R	ER	BB	SO	2B	3B	HR	WP	BK	HBP	IBB	Score	W-L	Sv	ERA	NP
Feb 14	vs TCU		1.0	1	1	1	1	1	0	0	0	0	0	1	0	4-5	0-0	0	9.00	29
Mar 03	ORAL ROBERTS		1.0	0	0	0	0	1	0	0	0	0	0	0	0	10-2	0-0	0	4.50	8
Mar 06	STETSON		1.0	1	0	0	1	2	0	0	0	0	0	0	0	7-1	0-0	0	3.00	23
Mar 14	MISSISSIPPI STA		0.0	1	0	0	0	0	0	0	0	0	0	0	0	7-3	0-0	0	3.00	5
Mar 17	NORTHERN COL		3.0	0	0	0	1	6	0	0	0	0	0	0	0	13-2	1-0	0	1.50	44
Mar 22	at South Carolina		0.1	3	3	2	1	0	1	0	1	0	0	0	0	4-9	1-0	0	4.26	16
Mar 28	FLORIDA		0.2	1	2	2	1	2	0	0	0	0	0	0	0	4-7	1-0	0	6.43	17
Mar 31	at Missouri State		1.1	0	0	0	0	2	0	0	0	0	0	0	0	14-15	1-0	0	5.40	14
Apr 04	at Auburn		0.0	1	0	0	0	0	0	0	0	0	0	1	0	3-8	1-0	0	5.40	5
Apr 14	vs UAPB		0.2	0	1	1	3	1	0	0	0	2	0	0	0	12-2	1-0	0	6.00	17
Totals			0	9.0	8	7	6	8	15	1	0	1	2	0	2	78-54	1-0	0	6.00	-



# INDIVIDUAL GAME-BY-GAME

## #55 Brendan Kleiman - 2 games (All games)

Date	Opponent	Pos	AB	R	H	RBI	2B	3B	HR	BB	SB	CS	HBP	SAC	SF	GDP	K	PO	A	E	Avg
Feb 16	vs Tarleton State	ph	1	0	0	0	0	0	0	0	0	0	0	0	0	0	1	0	0	0	.000
Mar 07	STETSON	c	0	0	0	0	0	0	0	0	0	0	0	0	0	0	0	1	0	0	.000
Totals		ogs	1	0	0	0	0	0	0	0	0	0	0	0	0	0	1	1	0	0	.000

On base pct. .000 • Slugging pct. .000

## #8 Camden Kozeal - 39 games (All games)

Date	Opponent	Pos	AB	R	H	RBI	2B	3B	HR	BB	SB	CS	HBP	SAC	SF	GDP	K	PO	A	E	Avg
Feb 13	vs Oklahoma State	*2b	3	2	1	2	0	0	1	2	0	0	0	0	0	0	1	2	3	0	.333
Feb 14	vs TCU	*2b	2	1	0	0	0	0	0	3	0	0	0	0	0	0	2	2	0	0	.200
Feb 15	vs Texas Tech	*2b	4	2	1	1	0	0	1	1	0	0	0	0	0	0	2	2	1	0	.222
Feb 16	vs Tarleton State	*2b	4	1	1	0	0	0	0	0	0	0	0	0	0	0	1	2	2	0	.231
Feb 20	XAVIER	*2b	4	1	1	3	0	0	1	0	0	0	0	0	0	0	1	1	6	1	.235
Feb 21	XAVIER	*2b	5	3	4	2	1	1	1	0	0	0	0	0	0	0	0	1	3	1	.364
Feb 22	XAVIER	*2b	4	2	2	2	0	0	0	1	0	0	0	0	0	0	0	1	2	0	.385
Feb 24	ARKANSAS STAT	*2b	3	0	0	0	0	0	0	1	0	0	0	0	0	0	1	1	3	0	.345
Feb 27	UT ARLINGTON	*dh	4	1	2	0	0	0	0	0	0	0	0	0	0	0	1	0	0	0	.364
Feb 28	UT ARLINGTON	*2b	5	1	2	3	0	0	1	0	0	0	0	0	0	0	1	1	1	0	.368
Mar 01	UT ARLINGTON	*2b	4	2	2	3	1	0	1	1	0	0	0	0	0	0	0	3	4	0	.381
Mar 03	ORAL ROBERTS	*2b	4	0	1	1	0	0	0	0	0	0	0	0	1	0	1	0	1	0	.370
Mar 06	STETSON	*2b	5	1	2	2	1	0	0	0	0	0	0	0	0	0	0	0	2	0	.373
Mar 07	STETSON	*2b	4	2	3	2	1	0	0	1	0	0	0	0	0	0	1	0	0	0	.400
Mar 08	STETSON	*2b	4	0	1	1	1	0	0	0	0	0	0	0	0	0	0	1	3	0	.390
Mar 09	STETSON	*2b	5	0	0	0	0	0	0	0	0	0	0	0	0	0	1	3	7	0	.359
Mar 13	MISSISSIPPI STA	*ss	4	0	1	1	0	0	0	0	0	0	0	0	0	0	1	3	1	0	.353
Mar 14	MISSISSIPPI STA	*ss	3	0	0	0	0	0	0	1	0	0	0	0	0	0	1	2	3	0	.338
Mar 14	MISSISSIPPI STA	*ss	4	0	0	0	0	0	0	1	0	0	0	0	0	0	2	0	4	0	.320
Mar 17	NORTHERN COL	*ss	3	3	2	4	2	0	0	2	0	1	0	0	0	0	0	1	1	0	.333
Mar 18	NORTHERN COL	*2b	3	3	2	0	0	0	0	1	1	0	0	0	0	0	0	2	3	0	.346
Mar 20	at South Carolina	*ss	4	3	3	3	0	0	1	1	0	0	1	0	0	0	0	0	0	0	.365
Mar 21	at South Carolina	*ss	4	0	1	1	0	0	0	0	0	0	0	1	0	0	0	1	0	0	.360
Mar 22	at South Carolina	*ss	4	0	0	0	0	0	0	1	0	0	0	0	0	0	0	3	2	0	.344
Mar 24	UCA	*ss	3	1	2	1	1	0	0	1	0	0	0	0	0	0	0	2	0	0	.354
Mar 27	FLORIDA	*ss	3	1	0	0	0	0	0	2	0	0	0	0	0	0	2	0	1	0	.343
Mar 28	FLORIDA	*ss	5	0	1	0	0	0	0	0	0	0	0	0	0	0	1	0	6	0	.337
Mar 29	FLORIDA	*ss	4	1	1	0	0	0	0	0	0	0	0	0	0	0	2	1	2	0	.333
Mar 31	at Missouri State	*ss	5	1	2	5	1	0	1	1	0	0	0	0	0	0	2	2	3	1	.336
Apr 02	at Auburn	*ss	5	0	1	0	0	0	0	0	0	0	0	0	0	0	2	2	4	0	.331
Apr 03	at Auburn	*ss	4	0	0	0	0	0	0	0	0	0	0	0	0	0	2	1	3	0	.320
Apr 04	at Auburn	*ss	4	0	0	0	0	0	0	0	0	0	0	0	0	0	1	0	4	0	.310
Apr 07	LITTLE ROCK	*ss	1	0	0	0	0	0	0	3	0	0	0	0	0	0	0	1	5	1	.307
Apr 10	at Alabama	*ss	5	1	2	2	1	0	1	0	0	0	0	0	0	0	1	1	2	0	.311
Apr 11	at Alabama	*ss	5	1	1	0	1	0	0	0	0	0	0	0	0	0	0	1	3	0	.307
Apr 12	at Alabama	*ss	4	0	1	1	1	0	0	0	0	0	0	0	0	0	1	1	3	0	.305
Apr 14	vs UAPB	*ss	5	1	2	2	1	0	0	0	0	0	0	0	0	0	1	1	2	0	.308
Apr 16	GEORGIA	*ss	3	0	0	1	0	0	0	0	0	0	0	0	1	1	2	1	1	0	.302
Apr 17	GEORGIA	*ss	5	1	1	0	0	0	0	0	0	0	0	0	0	0	2	0	5	0	.299
Totals		39gs	154	36	46	43	13	1	9	24	1	0	2	1	2	1	36	46	96	4	.299

On base pct. .396 • Slugging pct. .571

## #22 Peyton Lee - 2 games (All games)

Date	Opponent	Pos	AB	R	H	RBI	2B	3B	HR	BB	SB	CS	HBP	SAC	SF	GDP	K	PO	A	E	Avg
Feb 24	ARKANSAS STAT	*p	0	0	0	0	0	0	0	0	0	0	0	0	0	0	0	0	1	0	.000
Mar 31	at Missouri State	p	0	0	0	0	0	0	0	0	0	0	0	0	0	0	0	0	1	0	.000
Totals		1gs	0	0	0	0	0	0	0	0	0	0	0	0	0	0	0	0	2	0	.000

On base pct. .000 • Slugging pct. .000



#22 Peyton Lee - 5 appearances (All games)

Date	Opponent	GS	IP	H	R	ER	BB	SO	2B	3B	HR	WP	BK	HBP	IBB	Score	W-L	Sv	ERA	NP
Feb 16	vs Tarleton State	*	4.1	4	1	1	1	5	1	1	0	1	0	2	0	3-1	0-0	0	2.08	73
Feb 24	ARKANSAS STAT	*	2.0	6	6	6	0	2	0	0	2	0	0	1	0	4-12	0-1	0	9.95	38
Mar 18	NORTHERN COL	*	5.0	1	0	0	3	6	0	0	0	0	0	0	0	9-4	1-1	0	5.56	75
Mar 24	UCA	*	2.0	2	1	1	2	2	0	0	0	0	0	0	0	15-2	1-1	0	5.40	27
Mar 31	at Missouri State		0.2	1	1	1	0	0	0	0	1	0	0	0	0	14-15	1-2	0	5.79	3
Totals		4	14.0	14	9	9	6	15	1	1	3	1	0	3	0	45-34	1-2	0	5.79	-

#34 Joey Lorenzini - 2 appearances (All games)

Date	Opponent	GS	IP	H	R	ER	BB	SO	2B	3B	HR	WP	BK	HBP	IBB	Score	W-L	Sv	ERA	NP
Mar 03	ORAL ROBERTS		1.0	2	1	1	1	0	0	0	1	0	0	0	0	10-2	0-0	0	9.00	22
Mar 18	NORTHERN COL		0.0	3	4	4	0	0	0	0	1	0	1	1	0	9-4	0-0	0	45.00	13
Totals		0	1.0	5	5	5	1	0	0	0	2	0	1	1	0	19-6	0-0	0	45.00	-

#28 Jordan Martin - 1 game (All games)

Date	Opponent	Pos	AB	R	H	RBI	2B	3B	HR	BB	SB	CS	HBP	SAC	SF	GDP	K	PO	A	E	Avg
Mar 03	ORAL ROBERTS	p	0	0	0	0	0	0	0	0	0	0	0	0	0	0	0	0	1	0	.000
Totals		ogs	0	0	0	0	0	0	0	0	0	0	0	0	0	0	0	0	1	0	.000

On base pct. .000 • Slugging pct. .000

#28 Jordan Martin - 3 appearances (All games)

Date	Opponent	GS	IP	H	R	ER	BB	SO	2B	3B	HR	WP	BK	HBP	IBB	Score	W-L	Sv	ERA	NP
Mar 03	ORAL ROBERTS		1.0	2	0	0	0	1	0	0	0	0	0	0	0	10-2	0-0	0	0.00	16
Mar 17	NORTHERN COL		1.0	1	0	0	1	2	0	0	0	0	0	0	0	13-2	0-0	0	0.00	22
Mar 20	at South Carolina		1.0	1	0	0	1	0	0	0	0	0	0	0	0	22-6	0-0	0	0.00	14
Totals		0	3.0	4	0	0	2	3	0	0	0	0	0	0	0	45-10	0-0	0	0.00	-

#33 Ethan McElvain - 1 game (All games)

Date	Opponent	Pos	AB	R	H	RBI	2B	3B	HR	BB	SB	CS	HBP	SAC	SF	GDP	K	PO	A	E	Avg
Feb 16	vs Tarleton State	p	0	0	0	0	0	0	0	0	0	0	0	0	0	0	0	0	0	1	.000
Totals		ogs	0	0	0	0	0	0	0	0	0	0	0	0	0	0	0	0	0	1	.000

On base pct. .000 • Slugging pct. .000

#33 Ethan McElvain - 12 appearances (All games)

Date	Opponent	GS	IP	H	R	ER	BB	SO	2B	3B	HR	WP	BK	HBP	IBB	Score	W-L	Sv	ERA	NP
Feb 16	vs Tarleton State		2.2	1	0	0	0	5	0	0	0	0	0	0	0	3-1	1-0	0	0.00	41
Feb 24	ARKANSAS STAT		2.0	0	0	0	1	2	0	0	0	0	0	0	0	4-12	1-0	0	0.00	39
Mar 03	ORAL ROBERTS		1.0	0	0	0	0	3	0	0	0	0	0	0	0	10-2	2-0	0	0.00	15
Mar 08	STETSON		2.0	1	0	0	1	3	0	0	0	0	0	0	0	1-4	2-0	0	0.00	28
Mar 14	MISSISSIPPI STA		1.2	1	0	0	1	2	0	0	0	0	0	0	0	7-3	3-0	0	0.00	32
Mar 22	at South Carolina		1.2	3	1	1	0	2	0	0	0	0	0	0	0	4-9	3-0	0	0.82	38
Mar 29	FLORIDA		2.1	2	0	0	3	4	1	0	0	0	0	0	0	6-7	3-0	0	0.68	52
Apr 03	at Auburn		2.0	0	0	0	0	3	0	0	0	0	0	0	0	3-2	3-0	1	0.59	22
Apr 07	LITTLE ROCK		1.0	1	0	0	0	2	0	0	0	0	0	1	0	7-0	3-0	1	0.55	24
Apr 10	at Alabama		1.0	3	2	2	0	1	0	0	0	0	0	2	0	7-5	3-0	1	1.56	30
Apr 12	at Alabama		2.0	0	0	0	0	3	0	0	0	0	0	0	0	3-2	3-0	2	1.40	24
Apr 16	GEORGIA		1.2	0	0	0	2	2	0	0	0	1	0	0	0	6-3	3-0	3	1.29	36
Totals		0	21.0	12	3	3	8	32	1	0	0	1	0	3	0	61-50	3-0	3	1.29	-



# INDIVIDUAL GAME-BY-GAME

## #26 Tate McGuire - 2 games (All games)

Date	Opponent	Pos	AB	R	H	RBI	2B	3B	HR	BB	SB	CS	HBP	SAC	SF	GDP	K	PO	A	E	Avg
Feb 14	vs TCU	p	0	0	0	0	0	0	0	0	0	0	0	0	0	0	0	0	1	0	.000
Apr 17	GEORGIA	p	0	0	0	0	0	0	0	0	0	0	0	0	0	0	0	0	1	0	.000
Totals		ogs	0	0	0	0	0	0	0	0	0	0	0	0	0	0	0	0	2	0	.000

On base pct. .000 • Slugging pct. .000

## #26 Tate McGuire - 12 appearances (All games)

Date	Opponent	GS	IP	H	R	ER	BB	SO	2B	3B	HR	WP	BK	HBP	IBB	Score	W-L	Sv	ERA	NP
Feb 14	vs TCU		5.0	0	0	0	0	4	0	0	0	0	0	0	0	4-5	0-0	0	0.00	60
Feb 24	ARKANSAS STAT		2.0	3	2	2	0	3	0	0	2	0	0	0	0	4-12	0-0	0	2.57	36
Mar 03	ORAL ROBERTS		2.0	0	0	0	0	2	0	0	0	0	0	0	0	10-2	0-0	0	2.00	26
Mar 09	STETSON		3.0	1	2	2	0	2	0	0	0	0	0	1	0	4-6	0-0	0	3.00	42
Mar 14	MISSISSIPPI STA		3.1	4	2	2	2	2	0	0	0	0	0	0	0	2-7	0-0	0	3.52	54
Mar 18	NORTHERN COL		1.0	0	0	0	1	0	0	0	0	0	0	0	0	9-4	0-0	0	3.31	10
Mar 22	at South Carolina		1.0	0	0	0	1	2	0	0	0	0	0	0	0	4-9	0-0	0	3.12	18
Mar 27	FLORIDA		0.2	2	1	1	1	2	0	0	0	1	0	0	0	4-9	0-0	0	3.50	23
Mar 29	FLORIDA		2.1	6	3	3	0	2	0	0	2	0	0	0	0	6-7	0-0	0	4.43	39
Apr 07	LITTLE ROCK	*	3.0	2	0	0	1	1	0	0	0	0	0	0	0	7-0	0-0	0	3.86	42
Apr 12	at Alabama	*	3.0	3	2	1	2	1	1	0	0	0	0	0	0	3-2	0-0	0	3.76	52
Apr 17	GEORGIA		2.2	3	1	1	1	2	1	0	1	0	0	0	0	3-5	0-0	0	3.72	46
Totals		2	29.0	24	13	12	9	23	2	0	5	1	0	1	0	60-68	0-0	0	3.72	-

## #4 Maika Niu - 38 games (All games)

Date	Opponent	Pos	AB	R	H	RBI	2B	3B	HR	BB	SB	CS	HBP	SAC	SF	GDP	K	PO	A	E	Avg
Feb 13	vs Oklahoma State	*of	5	1	2	4	0	0	1	0	0	0	0	0	0	0	3	0	0	0	.400
Feb 14	vs TCU	*of	4	1	0	1	0	0	0	1	0	0	0	0	0	0	3	2	0	0	.222
Feb 15	vs Texas Tech	*of	5	0	0	2	0	0	0	0	0	0	0	0	1	0	0	3	0	0	.143
Feb 16	vs Tarleton State	*of	4	0	2	1	0	0	0	0	0	0	0	0	0	0	0	1	0	0	.222
Feb 20	XAVIER	*of	3	0	0	0	0	0	0	0	0	0	0	0	0	1	2	2	0	0	.190
Feb 21	XAVIER	*of	3	1	0	0	0	0	0	1	1	0	0	0	0	0	1	2	0	0	.167
Feb 22	XAVIER	*of	4	1	1	0	1	0	0	0	0	0	0	0	0	0	1	0	0	0	.179
Feb 24	ARKANSAS STAT	*of	4	1	2	2	0	0	1	0	0	0	0	0	0	0	2	2	0	0	.219
Feb 25	ARKANSAS STAT	*of	4	0	2	0	0	0	0	0	0	0	0	0	0	0	1	2	0	0	.250
Feb 27	UT ARLINGTON	*of	4	0	0	0	0	0	0	0	0	0	0	0	0	0	1	4	0	0	.225
Feb 28	UT ARLINGTON	*of	4	2	2	3	0	0	1	0	0	0	0	0	0	0	0	3	0	0	.250
Mar 01	UT ARLINGTON	*of	3	1	1	1	0	0	0	1	1	0	0	0	0	0	1	2	0	0	.255
Mar 03	ORAL ROBERTS	*of	5	1	2	0	0	0	0	0	0	0	0	0	0	0	1	3	0	0	.269
Mar 06	STETSON	*of	3	2	1	1	1	0	0	1	0	0	0	0	0	0	1	3	0	0	.273
Mar 07	STETSON	*of	3	2	3	3	1	0	0	0	2	0	0	0	0	0	0	1	0	0	.310
Mar 08	STETSON	*of	4	0	2	0	0	0	0	0	1	0	0	0	0	0	0	2	0	0	.323
Mar 09	STETSON	*of	4	1	2	0	1	0	0	0	0	0	0	0	0	0	2	2	0	0	.333
Mar 13	MISSISSIPPI STA	*of	4	0	0	0	0	0	0	0	0	0	0	0	0	0	2	3	0	0	.314
Mar 14	MISSISSIPPI STA	*of	4	0	0	0	0	0	0	0	0	0	0	0	0	0	1	2	0	0	.297
Mar 14	MISSISSIPPI STA	*of	4	1	2	1	0	0	0	0	1	1	0	0	0	0	0	0	0	0	.308
Mar 17	NORTHERN COL	*of	4	0	0	1	0	0	0	1	0	0	0	0	0	1	1	1	0	0	.293
Mar 20	at South Carolina	*of	5	4	3	6	1	0	2	1	1	0	0	0	0	0	0	3	0	0	.310
Mar 21	at South Carolina	*of	4	0	1	0	0	0	0	0	0	0	0	0	0	0	1	3	0	0	.308
Mar 22	at South Carolina	*of	3	0	1	0	1	0	0	1	0	0	0	0	0	0	1	1	1	0	.309
Mar 24	UCA	*of	3	1	2	2	1	0	0	0	0	0	0	0	0	0	1	4	0	0	.320
Mar 27	FLORIDA	*of	3	1	2	0	1	0	0	1	0	0	0	0	0	0	1	2	0	0	.330
Mar 28	FLORIDA	*of	4	0	0	0	0	0	0	0	0	0	0	0	0	0	1	1	0	0	.317
Mar 29	FLORIDA	of	2	0	0	0	0	0	0	0	0	0	0	0	0	0	1	1	0	0	.311
Apr 02	at Auburn	*of	4	0	1	0	0	0	0	0	0	0	0	0	0	0	1	4	1	0	.309
Apr 03	at Auburn	*of	3	0	0	0	0	0	0	1	0	0	0	0	0	0	3	1	0	0	.301
Apr 04	at Auburn	*of	2	1	0	0	0	0	0	1	0	0	1	0	0	0	2	4	0	0	.296
Apr 07	LITTLE ROCK	*of	4	0	0	0	0	0	0	0	0	0	0	0	0	0	1	0	0	0	.286
Apr 10	at Alabama	ph/of	2	1	0	0	0	0	0	0	1	0	0	0	0	0	0	1	0	0	.281
Apr 11	at Alabama	*of	4	1	0	1	0	0	0	0	1	1	1	0	0	0	1	0	0	0	.272
Apr 12	at Alabama	*of	3	0	0	1	0	0	0	0	0	0	0	0	1	0	1	2	0	0	.266
Apr 14	vs UAPB	*of	4	1	1	0	0	0	0	1	0	0	0	0	0	0	1	0	0	0	.265
Apr 16	GEORGIA	*of	3	0	1	1	0	0	0	0	1	0	0	0	1	0	2	1	0	0	.267
Apr 17	GEORGIA	*of	3	0	0	0	0	0	0	1	0	0	0	0	0	0	1	3	1	0	.261
Totals		36gs	138	25	36	31	8	0	5	12	10	2	2	0	3	2	42	71	3	0	.261

On base pct. .323 • Slugging pct. .428



#9 Alexander Peck - 11 games (All games)

Date	Opponent	Pos	AB	R	H	RBI	2B	3B	HR	BB	SB	CS	HBP	SAC	SF	GDP	K	PO	A	E	Avg
Feb 14	vs TCU	ph	1	0	0	0	0	0	0	0	0	0	0	0	0	0	0	0	0	0	.000
Feb 15	vs Texas Tech	*1b	2	0	0	0	0	0	0	0	0	0	0	0	0	0	1	1	0	0	.000
Feb 25	ARKANSAS STAT	ph	0	0	0	0	0	0	0	0	0	0	0	0	0	0	0	0	0	0	.000
Mar 01	UT ARLINGTON	ph/1	1	0	1	0	0	0	0	0	0	0	0	0	0	0	0	2	0	0	.250
Mar 03	ORAL ROBERTS	1b	1	0	0	0	0	0	0	0	0	0	0	0	0	0	0	2	0	0	.200
Mar 18	NORTHERN COL	2b	1	0	0	0	0	0	0	0	0	0	0	0	0	0	0	2	1	0	.167
Mar 20	at South Carolina	pr/1b	0	1	0	0	0	0	0	1	0	0	0	0	0	0	0	1	0	0	.167
Mar 24	UCA	ph/2	1	0	0	0	0	0	0	0	0	0	0	0	0	0	0	0	0	0	.143
Apr 02	at Auburn	ph/1	2	0	0	0	0	0	0	0	0	0	0	0	0	0	2	1	0	0	.111
Apr 11	at Alabama	*1b	3	0	0	0	0	0	0	0	0	0	0	0	0	0	1	7	0	0	.083
Apr 12	at Alabama	ph/1	1	0	0	0	0	0	0	1	0	0	0	0	0	1	0	2	0	0	.077
Totals		2gs	13	1	1	0	0	0	0	2	0	0	0	0	0	1	4	18	1	0	.077

On base pct. .200 • Slugging pct. .077

#5 TJ Pompey - 36 games (All games)

Date	Opponent	Pos	AB	R	H	RBI	2B	3B	HR	BB	SB	CS	HBP	SAC	SF	GDP	K	PO	A	E	Avg
Feb 13	vs Oklahoma State	*3b	3	0	2	1	0	0	0	0	0	1	0	0	1	0	1	1	0	0	.667
Feb 14	vs TCU	*3b	4	0	0	0	0	0	0	0	0	0	0	0	0	0	1	0	1	0	.286
Feb 15	vs Texas Tech	*3b	4	0	1	1	1	0	0	1	0	0	0	0	0	0	1	0	0	0	.273
Feb 16	vs Tarleton State	*3b	4	0	1	0	0	0	0	0	1	0	0	0	0	0	1	0	1	0	.267
Feb 20	XAVIER	*3b	2	1	0	0	0	0	0	0	0	0	1	0	0	0	2	2	0	0	.235
Feb 21	XAVIER	*3b	4	0	1	1	0	0	0	0	0	0	0	0	0	0	2	0	1	0	.238
Feb 22	XAVIER	*3b	3	0	0	0	0	0	0	1	0	0	0	0	0	0	3	0	3	0	.208
Feb 24	ARKANSAS STAT	*ss	4	1	1	0	0	0	0	0	0	0	0	0	0	0	2	3	2	0	.214
Feb 25	ARKANSAS STAT	*3b	4	0	0	0	0	0	0	0	0	0	0	0	0	0	2	0	3	0	.188
Feb 27	UT ARLINGTON	*3b	2	0	0	0	0	0	0	0	0	0	0	0	0	0	2	1	2	0	.176
Mar 03	ORAL ROBERTS	*3b	3	2	1	1	0	0	1	1	0	0	0	0	0	0	1	2	1	1	.189
Mar 06	STETSON	*3b	3	1	2	1	0	0	0	1	0	0	0	0	0	0	1	0	0	1	.225
Mar 07	STETSON	*ss	3	0	0	0	0	0	0	1	0	0	0	0	0	0	2	0	2	0	.209
Mar 08	STETSON	ss	1	0	0	0	0	0	0	0	0	0	0	0	0	0	1	1	0	0	.205
Mar 09	STETSON	*ss	4	0	0	0	0	0	0	0	0	0	0	0	0	0	4	2	4	0	.188
Mar 13	MISSISSIPPI STA	3b	1	1	1	1	0	0	1	0	0	0	0	0	0	0	0	0	1	0	.204
Mar 14	MISSISSIPPI STA	*3b	4	1	2	0	0	1	0	0	0	0	0	0	0	0	2	0	1	0	.226
Mar 14	MISSISSIPPI STA	*3b	4	1	1	1	0	0	0	0	0	0	0	0	0	0	2	1	2	0	.228
Mar 17	NORTHERN COL	*3b	5	3	3	1	0	0	1	0	2	0	0	0	0	0	0	0	4	0	.258
Mar 18	NORTHERN COL	*3b	4	0	0	0	0	0	0	1	0	0	0	0	0	0	2	2	3	0	.242
Mar 20	at South Carolina	*3b	4	2	2	2	0	0	1	1	1	0	0	0	0	0	2	0	2	0	.257
Mar 21	at South Carolina	*3b	4	1	1	0	1	0	0	0	0	0	0	0	0	0	3	0	1	0	.257
Mar 22	at South Carolina	*3b	4	0	0	0	0	0	0	0	0	0	0	0	0	0	1	0	3	2	.244
Mar 24	UCA	*3b	2	3	2	5	0	0	2	2	0	0	0	0	0	0	0	2	0	0	.262
Mar 27	FLORIDA	*3b	4	0	0	0	0	0	0	0	0	0	0	0	0	0	3	2	5	0	.250
Mar 29	FLORIDA	pr	0	0	0	0	0	0	0	0	1	0	0	0	0	0	0	0	0	0	.250
Mar 31	at Missouri State	*3b	3	2	0	0	0	0	0	2	0	0	0	0	0	0	1	0	0	0	.241
Apr 02	at Auburn	*3b	2	0	0	0	0	0	0	0	0	0	0	0	0	0	2	0	0	0	.236
Apr 03	at Auburn	3b	0	0	0	0	0	0	0	0	0	0	0	0	0	0	0	0	0	0	.236
Apr 07	LITTLE ROCK	*3b	4	1	1	0	0	0	0	0	2	0	0	0	0	0	2	1	1	1	.237
Apr 10	at Alabama	*3b	4	1	1	2	0	0	1	0	0	0	0	0	0	0	2	0	1	0	.237
Apr 11	at Alabama	*3b	4	3	3	4	1	0	1	0	1	0	1	0	0	0	0	1	2	1	.257
Apr 12	at Alabama	*3b	4	0	2	0	0	0	0	0	0	0	0	0	0	0	1	2	2	1	.267
Apr 14	vs UAPB	*3b	3	1	1	0	0	0	0	1	1	0	0	0	0	0	2	0	2	0	.269
Apr 16	GEORGIA	*3b	3	0	1	0	0	0	0	0	0	0	0	0	0	0	1	1	2	0	.270
Apr 17	GEORGIA	*3b	4	0	0	0	0	0	0	0	0	0	0	0	0	0	2	1	3	0	.261
Totals		32gs	115	25	30	21	3	1	8	12	9	1	2	0	1	0	54	25	55	7	.261

On base pct. .338 • Slugging pct. .513



# ||| INDIVIDUAL GAME-BY-GAME

## #18 Reese Robinett - 39 games (All games)

Date	Opponent	Pos	AB	R	H	RBI	2B	3B	HR	BB	SB	CS	HBP	SAC	SF	GDP	K	PO	A	E	Avg
Feb 13	vs Oklahoma State	*1b	4	0	1	0	0	0	0	0	0	0	0	0	0	0	0	3	2	0	.250
Feb 14	vs TCU	*1b	4	0	1	1	1	0	0	1	0	0	0	0	0	0	3	7	0	0	.250
Feb 15	vs Texas Tech	1b	3	0	1	0	0	0	0	0	1	0	0	0	0	0	0	7	0	0	.273
Feb 16	vs Tarleton State	*1b	4	0	2	1	2	0	0	0	0	0	0	0	0	0	0	7	0	0	.333
Feb 20	XAVIER	*1b	3	0	0	0	0	0	0	0	0	0	0	0	0	0	2	10	1	0	.278
Feb 21	XAVIER	*1b	3	0	2	1	0	0	0	1	0	0	0	0	0	0	0	9	0	0	.333
Feb 22	XAVIER	*1b	4	0	2	2	1	0	0	0	0	0	0	0	0	0	0	11	0	0	.360
Feb 24	ARKANSAS STAT	*1b	3	0	0	0	0	0	0	1	0	0	0	0	0	0	0	7	1	0	.321
Feb 25	ARKANSAS STAT	*1b	3	0	2	0	0	0	0	1	0	0	0	0	0	0	0	9	1	0	.355
Feb 27	UT ARLINGTON	*1b	4	0	1	1	1	0	0	0	0	0	0	0	0	1	1	8	0	0	.343
Feb 28	UT ARLINGTON	*1b	4	2	2	0	0	0	0	0	0	0	0	0	0	0	1	11	0	0	.359
Mar 01	UT ARLINGTON	*1b	3	0	0	0	0	0	0	0	0	0	0	0	0	0	0	6	0	0	.333
Mar 03	ORAL ROBERTS	*1b	3	0	0	0	0	0	0	1	0	0	0	0	0	0	1	5	0	0	.311
Mar 06	STETSON	*1b	3	1	1	0	0	0	0	1	0	0	0	0	0	0	0	6	1	0	.312
Mar 07	STETSON	*1b	3	2	1	0	0	0	0	1	0	0	0	0	0	0	2	5	0	0	.314
Mar 08	STETSON	*1b	4	0	0	0	0	0	0	0	0	0	0	0	0	0	1	12	0	0	.291
Mar 09	STETSON	*1b	3	1	2	2	0	0	1	0	0	0	1	0	0	0	0	12	0	0	.310
Mar 13	MISSISSIPPI STA	*3b/1	3	0	1	0	0	0	0	0	0	0	0	0	0	0	1	5	0	0	.311
Mar 14	MISSISSIPPI STA	*1b	4	0	0	0	0	0	0	0	0	0	0	0	0	0	2	7	0	0	.292
Mar 14	MISSISSIPPI STA	*1b	3	1	0	0	0	0	0	1	0	0	0	0	0	0	1	10	0	0	.279
Mar 18	NORTHERN COL	*1b	2	2	0	1	0	0	0	2	1	0	1	0	0	0	0	11	0	0	.271
Mar 20	at South Carolina	*1b	4	1	1	2	1	0	0	1	0	0	0	0	0	0	3	2	0	0	.270
Mar 21	at South Carolina	*1b	3	0	0	0	0	0	0	1	0	0	0	0	0	0	1	8	0	0	.260
Mar 22	at South Carolina	*1b	4	0	1	1	1	0	0	0	0	0	0	0	0	0	1	8	1	0	.259
Mar 24	UCA	*1b	3	1	0	0	0	0	0	1	0	0	0	0	0	0	1	1	0	0	.250
Mar 27	FLORIDA	*1b	4	0	1	1	1	0	0	0	0	0	0	0	0	0	1	9	1	0	.250
Mar 28	FLORIDA	*3b	3	0	1	1	0	0	0	1	0	0	0	0	0	0	0	0	5	0	.253
Mar 29	FLORIDA	*3b	4	0	1	1	1	0	0	0	0	0	0	0	0	0	0	0	0	0	.253
Mar 31	at Missouri State	*1b	4	1	0	0	0	0	0	2	0	0	0	0	0	0	3	6	0	0	.242
Apr 02	at Auburn	*1b/3	3	0	1	0	0	0	0	0	0	0	1	0	0	0	2	9	0	0	.245
Apr 03	at Auburn	*3b/1	4	0	0	0	0	0	0	0	0	0	0	0	0	0	1	2	1	0	.236
Apr 04	at Auburn	*3b	4	1	1	0	0	0	0	0	0	0	0	0	0	0	1	0	3	0	.236
Apr 07	LITTLE ROCK	*1b	3	1	1	3	1	0	0	1	1	0	0	0	0	0	1	12	0	0	.239
Apr 10	at Alabama	*1b	4	0	0	0	0	0	0	0	0	0	0	0	0	0	2	8	0	0	.231
Apr 11	at Alabama	1b	1	2	1	0	0	0	0	1	0	0	0	0	0	0	0	6	0	0	.237
Apr 12	at Alabama	*1b	2	0	0	0	0	0	0	0	0	0	0	0	0	0	0	6	0	0	.233
Apr 14	vs UAPB	1b	1	1	1	0	0	0	0	0	0	0	0	0	0	0	0	1	1	0	.240
Apr 16	GEORGIA	*1b	3	0	1	1	0	0	0	0	0	0	0	0	0	0	1	6	0	0	.242
Apr 17	GEORGIA	*1b	2	0	0	0	0	0	0	2	0	0	0	0	0	0	2	11	0	0	.238
Totals		36gs	126	17	30	19	10	0	1	20	3	0	3	0	0	1	35	263	18	0	.238

On base pct. .356 • Slugging pct. .341



#42 Damian Ruiz - 31 games (All games)

Date	Opponent	Pos	AB	R	H	RBI	2B	3B	HR	BB	SB	CS	HBP	SAC	SF	GDP	K	PO	A	E	Avg
Feb 13	vs Oklahoma State	*of	3	1	1	0	0	0	0	0	0	0	0	0	0	0	1	1	0	0	.333
Feb 14	vs TCU	*of	2	1	2	0	0	0	0	1	1	0	1	0	0	0	0	1	0	0	.600
Feb 15	vs Texas Tech	*of	2	2	2	0	0	0	0	4	1	0	0	0	0	0	0	3	0	0	.714
Feb 16	vs Tarleton State	*of	3	1	1	0	0	0	0	1	0	0	0	0	0	0	1	2	0	0	.600
Feb 20	XAVIER	*of	4	0	0	0	0	0	0	0	0	0	0	0	0	0	1	0	0	0	.429
Feb 21	XAVIER	*of	3	0	1	0	0	0	0	0	0	0	0	0	0	0	2	0	0	0	.412
Feb 27	UT ARLINGTON	*of	4	0	0	0	0	0	0	0	0	0	0	0	0	0	3	0	0	0	.333
Feb 28	UT ARLINGTON	*of	4	1	2	1	0	0	0	0	1	0	1	0	0	1	0	1	0	0	.360
Mar 01	UT ARLINGTON	*of	3	1	1	1	0	0	0	1	1	0	0	0	0	0	0	0	0	0	.357
Mar 03	ORAL ROBERTS	*of	3	3	1	1	0	0	0	1	1	0	0	0	0	0	0	0	0	0	.355
Mar 06	STETSON	*of	5	0	2	0	1	0	0	0	0	0	0	0	0	0	1	2	0	0	.361
Mar 07	STETSON	*of/of	3	1	0	1	0	0	0	1	1	0	0	0	1	0	0	1	0	0	.333
Mar 08	STETSON	*of	4	1	2	0	1	0	0	0	0	0	0	0	0	0	0	1	0	0	.349
Mar 09	STETSON	*of	4	0	1	0	0	0	0	1	0	1	0	0	0	0	0	2	0	0	.340
Mar 13	MISSISSIPPI STA	*of	4	1	1	0	0	0	0	0	0	0	0	0	0	0	0	1	0	0	.333
Mar 14	MISSISSIPPI STA	*of	3	0	0	0	0	0	0	1	0	0	0	0	0	0	2	1	0	0	.315
Mar 14	MISSISSIPPI STA	*of	4	1	2	0	1	0	0	1	0	0	0	0	0	0	1	2	0	1	.328
Mar 17	NORTHERN COL	*of	3	4	2	2	1	0	1	3	0	0	0	0	0	0	0	2	0	0	.344
Mar 18	NORTHERN COL	*of	3	1	2	2	1	0	0	2	1	0	0	0	0	0	0	0	0	0	.359
Mar 20	at South Carolina	*of	4	3	3	3	0	0	1	2	0	0	0	0	0	0	1	0	0	1	.382
Mar 21	at South Carolina	*of	4	1	1	1	0	0	1	1	0	0	0	0	0	0	2	2	0	0	.375
Mar 22	at South Carolina	*of	5	0	1	0	0	0	0	0	0	0	0	0	0	0	1	0	0	0	.364
Mar 24	UCA	*of	4	1	1	0	0	0	0	0	0	0	0	0	0	0	1	1	0	0	.358
Mar 27	FLORIDA	*of	4	0	0	0	0	0	0	0	0	0	0	0	0	0	3	0	0	0	.341
Mar 28	FLORIDA	*of	4	1	1	0	0	0	0	0	1	0	0	0	0	0	1	0	0	0	.337
Mar 29	FLORIDA	*of	2	0	0	0	0	0	0	0	0	0	0	0	0	0	0	2	0	0	.330
Apr 11	at Alabama	*of	2	2	1	1	0	0	0	2	0	0	0	1	0	0	0	2	0	0	.333
Apr 12	at Alabama	*of	3	1	1	0	1	0	0	0	0	0	1	0	0	0	1	2	0	0	.333
Apr 14	vs UAPB	*of	2	1	0	1	0	0	0	1	1	0	2	0	0	1	0	0	0	0	.327
Apr 16	GEORGIA	*of	4	2	2	1	1	0	0	0	1	0	0	0	0	0	0	1	0	0	.333
Apr 17	GEORGIA	*of	3	1	1	2	0	0	1	1	1	0	0	0	0	0	0	2	0	0	.333
Totals		31gs	105	32	35	17	7	0	4	24	11	1	5	1	1	2	22	32	0	2	.333

On base pct. .474 • Slugging pct. .514



# ||| INDIVIDUAL GAME-BY-GAME

## #12 Carter Rutenbar - 31 games (All games)

Date	Opponent	Pos	AB	R	H	RBI	2B	3B	HR	BB	SB	CS	HBP	SAC	SF	GDP	K	PO	A	E	Avg
Feb 15	vs Texas Tech	*dh	5	0	1	0	0	0	0	0	0	0	0	0	0	0	3	0	0	0	.200
Feb 22	XAVIER	ph	0	1	0	0	0	0	0	1	0	0	0	0	0	0	0	0	0	0	.200
Feb 25	ARKANSAS STAT	ph	0	0	0	0	0	0	0	1	0	0	0	0	0	0	0	0	0	0	.200
Feb 27	UT ARLINGTON	ph	1	0	0	0	0	0	0	0	0	0	0	0	0	0	0	0	0	0	.167
Feb 28	UT ARLINGTON	c	0	0	0	0	0	0	0	0	0	0	0	0	0	0	0	1	0	0	.167
Mar 01	UT ARLINGTON	ph	1	0	1	1	0	0	0	0	0	0	0	0	0	0	0	0	0	0	.286
Mar 03	ORAL ROBERTS	c	1	0	0	0	0	0	0	0	0	0	0	0	0	0	0	4	0	0	.250
Mar 07	STETSON	pr/dh	2	1	1	0	1	0	0	0	0	0	0	0	0	0	0	0	0	0	.300
Mar 08	STETSON	*of	1	0	0	0	0	0	0	3	0	0	0	0	0	0	0	1	0	0	.273
Mar 09	STETSON	*dh	5	1	4	0	0	0	0	0	0	0	0	0	0	0	0	0	0	0	.438
Mar 13	MISSISSIPPI STA	*1b	3	0	0	0	0	0	0	0	0	0	0	0	0	0	2	5	1	0	.368
Mar 14	MISSISSIPPI STA	ph	1	0	0	0	0	0	0	0	0	0	0	0	0	0	0	0	0	0	.350
Mar 17	NORTHERN COL	*1b	4	0	1	0	0	0	0	1	0	0	0	0	0	1	0	7	1	0	.333
Mar 18	NORTHERN COL	*c	4	0	2	1	1	0	0	1	0	0	0	0	0	0	0	7	0	0	.357
Mar 20	at South Carolina	c	0	0	0	0	0	0	0	0	0	0	0	0	0	0	0	2	0	0	.357
Mar 22	at South Carolina	ph/d	2	0	1	0	0	0	0	0	0	0	0	0	0	0	1	0	0	0	.367
Mar 24	UCA	ph/d	2	2	2	4	1	0	1	0	0	0	0	0	0	0	0	0	0	0	.406
Mar 27	FLORIDA	*dh	3	1	1	1	1	0	0	1	0	0	0	0	0	0	1	0	0	0	.400
Mar 28	FLORIDA	*1b	2	1	0	0	0	0	0	2	0	0	0	0	0	0	2	10	1	0	.378
Mar 29	FLORIDA	*1b	4	2	2	0	0	0	0	1	0	0	0	0	0	0	1	5	1	0	.390
Mar 31	at Missouri State	*of	4	3	1	0	0	0	0	2	0	0	0	0	0	1	2	0	0	1	.378
Apr 02	at Auburn	*dh	5	1	2	0	1	0	0	0	0	1	0	0	0	0	2	0	0	0	.380
Apr 03	at Auburn	*1b	4	0	2	0	1	0	0	0	0	0	0	0	0	0	0	7	0	1	.389
Apr 04	at Auburn	*1b	4	1	1	0	0	0	0	0	0	0	0	0	0	0	1	11	0	0	.379
Apr 07	LITTLE ROCK	*of	4	0	0	0	0	0	0	0	0	0	1	0	0	0	1	2	0	0	.355
Apr 10	at Alabama	*of	5	0	2	0	0	0	0	0	0	0	0	0	0	0	1	1	0	0	.358
Apr 11	at Alabama	*of	5	2	2	1	1	0	0	0	1	0	0	0	0	0	1	0	0	0	.361
Apr 12	at Alabama	*of	5	0	0	0	0	0	0	0	0	0	0	0	0	0	1	3	0	0	.338
Apr 14	vs UAPB	*1b/c	2	2	1	0	0	0	0	3	1	0	0	0	0	0	0	9	0	0	.342
Apr 16	GEORGIA	*of	3	2	1	1	0	0	1	1	0	0	0	0	0	0	2	7	0	0	.341
Apr 17	GEORGIA	*of	5	0	0	0	0	0	0	0	0	0	0	0	0	0	0	0	0	0	.322
Totals		20gs	87	20	28	9	7	0	2	17	2	1	1	0	0	2	21	82	4	2	.322

On base pct. .438 • Slugging pct. .471

## #24 Landon Schaefer - 7 games (All games)

Date	Opponent	Pos	AB	R	H	RBI	2B	3B	HR	BB	SB	CS	HBP	SAC	SF	GDP	K	PO	A	E	Avg
Mar 14	MISSISSIPPI STA	pr	0	1	0	0	0	0	0	0	1	0	0	0	0	0	0	0	0	0	.000
Mar 17	NORTHERN COL	*of	3	1	0	0	0	0	0	2	0	0	0	0	0	0	1	0	0	0	.000
Mar 20	at South Carolina	of	1	0	0	0	0	0	0	0	0	0	0	0	0	0	0	1	0	0	.000
Mar 24	UCA	ph/of	1	0	0	0	0	0	0	0	0	0	0	0	0	0	1	0	0	0	.000
Mar 31	at Missouri State	of	0	0	0	0	0	0	0	0	0	0	0	0	0	0	0	1	0	0	.000
Apr 10	at Alabama	pr/of	0	1	0	0	0	0	0	0	0	0	0	0	0	0	0	0	0	1	.000
Apr 17	GEORGIA	pr	0	0	0	0	0	0	0	0	0	0	0	0	0	0	0	0	0	0	.000
Totals		1gs	5	3	0	0	0	0	0	2	1	0	0	0	0	0	2	2	0	1	.000

On base pct. .286 • Slugging pct. .000



#3 Nolan Souza - 37 games (All games)

Date	Opponent	Pos	AB	R	H	RBI	2B	3B	HR	BB	SB	CS	HBP	SAC	SF	GDP	K	PO	A	E	Avg
Feb 13	vs Oklahoma State	*dh	5	2	2	0	1	0	0	0	0	0	0	0	0	0	2	0	0	0	.400
Feb 14	vs TCU	*dh	5	0	0	0	0	0	0	0	0	0	0	0	0	0	3	0	0	0	.200
Feb 16	vs Tarleton State	*dh	4	0	0	1	0	0	0	0	0	1	0	0	0	0	1	0	0	0	.143
Feb 20	XAVIER	*dh	4	1	2	2	2	0	0	0	0	0	0	0	0	0	0	0	0	0	.222
Feb 21	XAVIER	*dh	5	0	0	0	0	0	0	0	0	0	0	0	0	0	2	0	0	0	.174
Feb 22	XAVIER	*dh	4	3	2	0	0	0	0	1	0	0	0	0	0	0	1	0	0	0	.222
Feb 24	ARKANSAS STAT	*3b	4	0	1	0	0	0	0	0	0	0	0	0	0	0	1	1	2	1	.226
Feb 25	ARKANSAS STAT	*2b	2	0	0	0	0	0	0	2	2	0	0	0	0	0	1	0	3	3	.212
Feb 27	UT ARLINGTON	*2b	3	0	0	0	0	0	0	0	0	0	0	0	0	0	0	2	4	0	.194
Feb 28	UT ARLINGTON	*3b	4	0	1	1	0	0	0	0	0	0	0	0	0	0	1	1	5	0	.200
Mar 01	UT ARLINGTON	*3b	4	0	0	0	0	0	0	0	0	0	0	0	0	0	1	0	2	0	.182
Mar 03	ORAL ROBERTS	ph/ss	2	0	0	0	0	0	0	0	0	0	0	0	0	0	1	0	0	0	.174
Mar 07	STETSON	*3b	3	1	2	3	0	0	0	1	0	1	0	0	0	0	0	0	3	0	.204
Mar 08	STETSON	*3b	3	0	0	0	0	0	0	0	0	0	0	1	0	0	2	0	2	0	.192
Mar 09	STETSON	*3b	4	0	1	1	1	0	0	0	0	0	0	0	0	0	0	1	4	0	.196
Mar 13	MISSISSIPPI STA	*2b	3	1	2	1	1	0	0	0	0	0	0	0	0	0	0	1	4	0	.220
Mar 14	MISSISSIPPI STA	*2b	3	1	1	1	0	0	0	0	0	0	0	0	0	0	2	2	3	0	.226
Mar 14	MISSISSIPPI STA	*2b	3	2	2	0	0	0	0	1	1	0	0	0	0	0	1	1	4	0	.246
Mar 17	NORTHERN COL	*2b	3	2	1	0	1	0	0	2	2	0	0	0	0	0	2	0	1	0	.250
Mar 20	at South Carolina	*2b	3	2	1	1	0	0	0	1	0	0	1	0	0	0	0	1	2	0	.254
Mar 21	at South Carolina	*2b	4	0	1	0	0	0	0	0	0	0	0	0	0	0	1	1	2	0	.253
Mar 22	at South Carolina	*2b	4	2	3	1	1	0	1	0	0	0	0	0	0	0	1	2	1	0	.278
Mar 24	UCA	*2b/ss	1	2	0	0	0	0	0	1	1	0	2	0	0	0	0	1	0	0	.275
Mar 27	FLORIDA	*2b	4	0	0	0	0	0	0	0	0	0	0	0	0	0	2	1	2	0	.262
Mar 28	FLORIDA	*2b	4	1	1	0	0	0	0	0	1	0	0	0	0	0	2	5	1	0	.261
Mar 29	FLORIDA	*2b	4	0	1	0	1	0	0	0	0	0	0	0	0	0	1	1	3	0	.261
Mar 31	at Missouri State	*2b	5	3	3	3	0	0	1	0	0	0	0	0	0	0	0	4	1	0	.278
Apr 02	at Auburn	*2b	5	0	1	1	1	0	0	0	0	0	0	0	0	0	0	0	1	0	.275
Apr 03	at Auburn	*2b	4	1	1	0	0	0	0	0	0	0	0	0	0	0	1	1	2	0	.274
Apr 04	at Auburn	*2b	4	0	1	0	0	0	0	0	0	0	0	0	0	0	0	1	0	4	.273
Apr 07	LITTLE ROCK	*2b	4	1	0	0	0	0	0	0	0	0	0	0	0	0	1	1	7	0	.263
Apr 10	at Alabama	*2b	4	1	1	0	1	0	0	1	0	0	0	0	0	0	0	1	4	1	.263
Apr 11	at Alabama	*2b	4	2	2	3	1	0	0	0	0	0	0	0	1	0	0	4	7	0	.270
Apr 12	at Alabama	*2b	4	0	1	1	0	0	0	0	0	0	0	0	0	0	1	1	5	0	.270
Apr 14	vs UAPB	*2b	3	1	2	2	1	0	0	1	1	0	0	1	0	1	2	2	0	0	.279
Apr 16	GEORGIA	*2b	2	1	0	0	0	0	0	2	2	0	0	0	0	0	1	0	2	0	.275
Apr 17	GEORGIA	*2b	4	0	0	0	0	0	0	0	0	0	0	0	0	0	3	3	3	0	.267
Totals		36gs	135	30	36	22	12	0	2	13	10	2	3	1	2	1	36	41	86	3	.267

On base pct. .340 • Slugging pct. .400



# INDIVIDUAL GAME-BY-GAME

## #17 Zack Stewart - 29 games (All games)

Date	Opponent	Pos	AB	R	H	RBI	2B	3B	HR	BB	SB	CS	HBP	SAC	SF	GDP	K	PO	A	E	Avg	
Feb 16	vs Tarleton State	*of	1	0	0	0	0	0	0	0	0	0	0	0	0	0	1	2	0	0	.000	
Feb 22	XAVIER	*of	4	1	2	1	0	0	1	0	0	0	0	0	0	0	2	2	0	0	.400	
Feb 24	ARKANSAS STAT	*of	4	1	2	2	0	0	1	0	0	0	0	0	0	0	1	0	0	0	.444	
Feb 25	ARKANSAS STAT	*dh	3	0	1	0	0	0	0	0	0	0	0	0	0	0	1	0	0	0	.417	
Feb 28	UT ARLINGTON	*of	2	0	0	1	0	0	0	1	0	0	0	0	1	0	0	0	0	0	.357	
Mar 01	UT ARLINGTON	*of	3	1	1	1	0	0	1	1	0	0	0	0	0	0	0	0	0	0	.353	
Mar 03	ORAL ROBERTS	*dh	4	1	3	1	1	0	0	1	0	0	0	0	0	0	0	0	0	0	.429	
Mar 06	STETSON	*of	3	0	0	0	0	0	0	1	0	0	0	0	0	0	1	3	0	0	.375	
Mar 07	STETSON	*dh	2	1	2	0	0	0	0	0	0	0	1	0	0	0	0	0	0	0	.423	
Mar 13	MISSISSIPPI STA	*dh	4	1	1	2	0	0	1	0	0	0	0	0	0	0	0	0	0	0	.400	
Mar 14	MISSISSIPPI STA	*dh	4	0	0	0	0	0	0	0	0	0	0	0	0	0	1	0	0	0	.353	
Mar 14	MISSISSIPPI STA	*dh	2	0	0	0	0	0	0	1	0	0	1	0	0	0	2	0	0	0	.333	
Mar 17	NORTHERN COL	*dh	5	0	1	0	0	0	0	0	0	0	0	0	0	0	1	0	0	0	.317	
Mar 18	NORTHERN COL	*of	4	2	2	1	0	0	0	1	0	0	0	0	0	0	1	1	0	0	.333	
Mar 20	at South Carolina	*of	3	1	0	1	0	0	0	2	0	0	0	0	0	0	2	3	0	0	.312	
Mar 21	at South Carolina	*of	5	0	0	0	0	0	0	0	0	0	0	0	0	0	0	1	0	0	.283	
Mar 22	at South Carolina	*of	4	0	1	0	1	0	0	1	0	0	0	0	0	0	2	0	0	0	.281	
Mar 24	UCA	*of	3	2	1	2	0	0	1	1	0	0	0	0	0	0	0	1	0	0	.283	
Mar 27	FLORIDA	*of	3	0	0	0	0	0	0	1	0	0	0	0	0	0	1	3	0	0	.270	
Mar 28	FLORIDA	*of	4	0	0	0	0	0	0	0	0	0	0	0	0	0	2	1	0	0	.254	
Mar 29	FLORIDA	*of	4	0	2	1	0	0	0	0	0	0	0	0	0	0	1	0	0	0	.268	
Mar 31	at Missouri State	*of	5	1	2	1	1	0	0	1	0	0	0	0	0	0	1	1	0	0	.276	
Apr 02	at Auburn	*of	3	0	1	0	0	0	0	1	0	0	0	0	0	0	2	2	0	1	.278	
Apr 03	at Auburn	*of	4	0	1	0	0	0	0	0	0	0	0	0	0	0	1	1	0	0	.277	
Apr 04	at Auburn	*of	3	0	0	0	0	0	0	0	0	0	0	0	0	0	2	2	0	0	.267	
Apr 07	LITTLE ROCK	*of	2	2	1	1	0	0	1	1	0	0	1	0	0	0	0	2	0	0	.273	
Apr 10	at Alabama	*of	2	0	1	1	0	0	0	1	0	0	1	0	0	0	0	2	0	0	.278	
Apr 14	vs UAPB	*of	3	2	1	1	1	0	0	0	0	0	1	0	1	0	1	1	0	0	.280	
Apr 17	GEORGIA	*dh	3	0	2	0	0	0	0	1	0	0	0	0	0	0	0	0	0	0	.292	
Totals			29gs	96	16	28	17	4	0	6	16	0	0	5	0	2	0	26	28	0	1	.292

On base pct. .412 • Slugging pct. .521

## #16 Christian Turner - 28 games (All games)

Date	Opponent	Pos	AB	R	H	RBI	2B	3B	HR	BB	SB	CS	HBP	SAC	SF	GDP	K	PO	A	E	Avg
Feb 13	vs Oklahoma State	of	0	1	0	0	0	0	0	1	0	0	0	0	0	0	0	0	0	0	.000
Feb 14	vs TCU	of	0	0	0	0	0	0	0	0	0	0	0	0	0	0	0	1	0	0	.000
Feb 15	vs Texas Tech	*of	4	1	0	0	0	0	0	1	0	0	0	0	0	0	2	3	0	0	.000
Feb 16	vs Tarleton State	of	2	0	1	0	0	0	0	0	0	0	0	0	0	0	1	0	0	0	.167
Feb 21	XAVIER	of	2	0	1	0	0	0	0	0	0	0	0	0	0	0	1	1	0	0	.250
Feb 22	XAVIER	ph	1	0	0	0	0	0	0	0	0	0	0	0	0	0	1	0	0	0	.222
Feb 25	ARKANSAS STAT	*of	3	0	1	0	0	0	0	0	0	0	0	0	0	0	1	0	0	0	.250
Feb 27	UT ARLINGTON	ph	1	0	0	0	0	0	0	0	0	0	0	0	0	0	1	0	0	0	.231
Mar 01	UT ARLINGTON	of	0	1	0	0	0	0	0	1	0	0	0	0	0	0	0	0	0	0	.231
Mar 03	ORAL ROBERTS	ph/of	1	0	0	0	0	0	0	0	0	0	0	0	0	0	1	1	0	0	.214
Mar 07	STETSON	ph/of	1	1	1	0	0	0	0	0	0	0	0	0	0	0	0	1	0	0	.267
Mar 08	STETSON	ph	0	0	0	0	0	0	0	1	0	0	0	0	0	0	0	0	0	0	.267
Mar 09	STETSON	pr	0	0	0	0	0	0	0	0	0	0	0	0	0	0	0	0	0	0	.267
Mar 13	MISSISSIPPI STA	of	0	0	0	0	0	0	0	0	0	0	0	0	0	0	0	0	0	0	.267
Mar 14	MISSISSIPPI STA	of	0	0	0	0	0	0	0	0	0	0	0	0	0	0	0	0	0	0	.267
Mar 18	NORTHERN COL	*of	3	1	1	1	0	1	0	1	0	0	0	0	0	0	1	1	0	0	.278
Mar 21	at South Carolina	of	0	0	0	0	0	0	0	0	0	0	0	0	0	0	0	0	0	0	.278
Mar 24	UCA	ph/of	1	1	0	0	0	0	0	0	0	0	0	0	0	0	0	0	0	0	.263
Mar 27	FLORIDA	ph	1	0	0	0	0	0	0	0	0	0	0	0	0	0	1	0	0	0	.250
Mar 28	FLORIDA	ph	1	0	1	0	1	0	0	0	0	0	0	0	0	0	0	0	0	0	.286
Mar 29	FLORIDA	*of	4	0	0	0	0	0	0	0	0	0	0	0	0	0	1	4	0	0	.240
Mar 31	at Missouri State	*of	5	2	3	3	0	0	1	0	0	0	0	0	0	0	0	2	0	0	.300
Apr 02	at Auburn	*of	4	0	0	0	0	0	0	0	0	0	0	0	0	0	2	1	0	0	.265
Apr 03	at Auburn	*of	3	0	0	0	0	0	0	0	0	0	0	0	0	0	2	1	0	0	.243
Apr 04	at Auburn	*of	3	0	1	2	0	0	0	0	0	0	0	0	0	0	1	3	0	0	.250
Apr 10	at Alabama	*of	2	1	1	0	0	0	0	0	0	0	0	0	0	0	0	0	0	0	.262
Apr 11	at Alabama	ph/of	1	0	0	1	0	0	0	0	0	0	0	0	0	0	0	0	0	0	.256
Apr 12	at Alabama	of	0	0	0	0	0	0	0	0	0	0	0	0	0	0	0	0	0	0	.256
Totals			9gs	43	9	11	7	1	1	5	0	0	0	0	0	0	16	19	0	0	.256

On base pct. .333 • Slugging pct. .395



## #19 Carson Willis - 1 game (All games)

Date	Opponent	Pos	AB	R	H	RBI	2B	3B	HR	BB	SB	CS	HBP	SAC	SF	GDP	K	PO	A	E	Avg
Feb 24	ARKANSAS STAT	*dh	3	0	0	0	0	0	0	1	0	0	0	0	0	0	0	0	0	0	.000
Totals		1gs	3	0	0	0	0	0	0	1	0	0	0	0	0	0	0	0	0	0	.000

On base pct. .250 • Slugging pct. .000



# 2026 SCHEDULE / RESULTS

FEB.	Opponent	Score	Winning Pitcher	Losing Pitcher	Save	Attendance	Time
13	vs. Oklahoma State ^	W, 12-2 (8)	Gibler (1-0)	Barrett (0-1)		18,387	2:52
14	vs. #10 TCU ^	L, 5-4	James (1-0)	Dietz (0-1)	Franco (1)	22,384	3:00
15	vs. Texas Tech ^	W, 6-5 (11)	Eaves (1-0)	Bevis (0-1)		16,951	3:50
16	vs. Tarleton State #	W, 3-1	McElvain (1-0)	Bass (0-1)	Brissey (1)	1,258	2:39
20	Xavier	W, 5-2	Gaeckle (1-0)	Piech (0-1)	Gibler (1)	10,388	2:24
21	Xavier	W, 7-6	Eaves (2-0)	Poole (0-1)		9,829	2:48
22	Xavier	W, 11-0 (8)	Fisher (1-0)	DeTienne (0-2)		9,054	2:08
24	Arkansas State	L, 12-4	Foss (1-0)	Lee (0-1)	Garrison (1)	9,039	2:43
25	Arkansas State	W, 1-0	Eaves (1-0)	Maloney (0-1)	Coil (1)	9,122	2:40
27	UT Arlington	L, 4-3	Dygert (1-0)	Gaeckle (1-1)	Melville (1)	9,495	2:26
28	UT Arlington	W, 9-0	Dietz (1-1)	Skolfield (0-3)		10,997	2:11

## MARCH

1	UT Arlington	W, 11-1 (7)	Fisher (2-0)	Evans (0-1)		8,897	2:18
3	Oral Roberts	W, 10-2	McElvain (2-0)	Ruthardt (0-1)		8,899	2:57
6	Stetson	W, 7-1	Gaeckle (2-1)	Coppersmith (1-2)		8,901	2:53
7	Stetson	W, 13-1 (7)	Dietz (2-1)	Phillips (1-2)		9,747	2:28
8	Stetson	L, 4-1	Hartman (2-1)	Fisher (2-1)	Lepine (1)	9,047	2:34
9	Stetson	L, 6-4	Ball (1-0)	DeCremer (0-1)	Lepine (2)	8,713	2:53
13	#3 Mississippi State *	W, 5-4	Gibler (2-0)	Miller (1-2)		10,464	2:50
14	#3 Mississippi State [DH-1] *	L, 7-2	Valincius (4-0)	Dietz (2-2)		10,790	2:38
14	#3 Mississippi State [DH-2] *	W, 7-3	McElvain (3-0)	Pitzer (1-1)		9,653	3:26
17	Northern Colorado	W, 13-2 (8)	Kircher (1-0)	Haythorn (0-2)		9,270	3:11
18	Northern Colorado	W, 9-4	Lee (1-1)	Moser (0-2)		9,105	3:03
20	at South Carolina *	W, 22-6 (7)	Gaeckle (3-1)	Gunther (2-1)		6,737	3:04
21	at South Carolina *	W, 3-2 (10)	Gibler (3-0)	Valentin (0-2)		6,822	2:46
22	at South Carolina *	L, 9-4	Stone (3-1)	Fisher (2-2)		6,404	2:58
24	UCA	W, 15-2 (7)	Coil (1-0)	Pannell (0-2)		9,623	2:17
27	Florida *	L, 9-4	Lugo-Canchola (1-0)	Gaeckle (3-2)	Whritenour (3)	9,837	3:12
28	Florida *	L, 7-4	Barberi (3-2)	Eaves (3-1)	Whritenour (4)	9,847	3:11
29	Florida *	L, 7-6	Sandefer (2-1)	Fisher (2-3)	McNeillie (1)	9,460	2:56
31	Missouri State	L, 15-14 (10)	Sutherland (1-0)	Lee (1-2)		6,538	3:46

## APRIL

2	at #18 Auburn *	L, 10-2	Alvarez (5-1)	Gaeckle (3-3)	Cormier (1)	5,753	2:52
3	at #18 Auburn *	W, 3-2	Dietz (3-2)	Johnston (0-1)	McElvain (1)	5,678	2:28
4	at #18 Auburn *	L, 8-3	Petrovic (5-1)	Fisher (2-4)	Sanders (1)	5,503	2:28
7	Little Rock	W, 7-0	Eaves (4-1)	Haley (3-2)		9,517	2:43
10	at #8 Alabama *	W, 7-5	Gaeckle (4-3)	Heiberger (2-1)	Coil (2)	5,075	3:05
11	at #8 Alabama *	W, 15-6	Fisher (3-4)	Mitchell (0-1)		5,249	3:26
12	at #8 Alabama *	W, 3-2	Gaeckle (5-3)	Crowther (2-2)	McElvain (2)	2:37	4,235
14	UAPB @	W, 12-2 (7)	Fisher (4-4)	James (3-3)		2:41	9,191
16	#5 Georgia *	W, 6-3	Dietz (4-2)	Volchko (6-2)	McElvain (3)	2:50	10,320
17	#5 Georgia *	L, 5-3	Aoki (5-0)	Gibler (3-1)	Byrd (4)	3:16	10,593
18	#5 Georgia *						
21	Missouri State						
23	at Missouri *						
24	at Missouri *						
25	at Missouri *						
28	Northwestern State						
29	Northwestern State						

## MAY

1	Ole Miss *						
2	Ole Miss *						
3	Ole Miss *						
8	Oklahoma *						
9	Oklahoma *						
10	Oklahoma *						
14	at Kentucky *						
15	at Kentucky *						
16	at Kentucky *						

\* SEC opponent

^ Shriners Children's College Showdown (Globe Life Field in Arlington, Texas)

# Amegy Bank College Baseball Series (Globe Life Field in Arlington, Texas)

@ Game played at CHI St. Vincent Field at Dickey-Stephens Park in North Little Rock, Ark.