



ARKANSAS BASEBALL



ArkansasRazorbacks.com ||| @RazorbackBSB ||| Contact: Oliver Grigg (ogrigg@uark.edu)

2026 SCHEDULE & RESULTS

FEBRUARY

13	vs. Oklahoma State ^	FloCollege	W, 12-2 (8)
14	vs. #10 TCU ^	FloCollege	L, 5-4
15	vs. Texas Tech ^	FloCollege	W, 6-5 (11)
16	vs. Tarleton State #		W, 3-1
20	XAVIER	SECN+	W, 5-2
21	XAVIER	SECN+	W, 7-6
22	XAVIER	SECN+	W, 11-0 (8)
24	ARKANSAS STATE	SECN+	L, 12-4
25	ARKANSAS STATE	SECN+	W, 1-0
27	UT ARLINGTON	SECN+	L, 4-3
28	UT ARLINGTON	SECN+	W, 9-0

MARCH

1	UT ARLINGTON	SECN+	W, 11-1 (7)
3	ORAL ROBERTS	SECN+	W, 10-2
6	STETSON		W, 7-1
7	STETSON	SECN+	W, 13-1 (7)
8	STETSON	SECN+	L, 4-1
9	STETSON	SECN+	L, 6-4
13	#3 MISSISSIPPI STATE *	SECN+	W, 5-4
14	#3 MISSISSIPPI STATE [DH-1] *	SECN	L, 7-2
14	#3 MISSISSIPPI STATE [DH-2] *	SECN+	W, 7-3
17	NORTHERN COLORADO	SECN+	W, 13-2 (8)
18	NORTHERN COLORADO	SECN+	W, 9-4
20	South Carolina *	SECN+	W, 22-6 (7)
21	South Carolina *	SECN+	W, 3-2 (10)
22	South Carolina *	SECN+	L, 9-4
24	UCA	SECN+	W, 15-2 (7)
27	FLORIDA *	SECN+	L, 9-4
28	FLORIDA *	SECN+	L, 7-4
29	FLORIDA *	SECN	L, 7-6
31	Missouri State	ESPN+	L, 15-14 (10)

APRIL

2	#18 Auburn *	ESPN2	L, 10-2
3	#18 Auburn *	SECN+	W, 3-2
4	#18 Auburn *	SECN+	L, 8-3
7	LITTLE ROCK	SECN+	W, 7-0
10	#8 Alabama *	SECN+	W, 7-5
11	#8 Alabama *	SECN	W, 15-6
12	#8 Alabama *	SECN+	W, 3-2
14	UAPB @	SECN+	W, 12-2 (7)
16	#5 GEORGIA *	ESPN	W, 6-3
17	#5 GEORGIA *	SECN+	L, 5-3
18	#5 GEORGIA *	SECN+	L, 26-14
21	MISSOURI STATE	SECN+	W, 12-4
23	Missouri *	SECN	W, 5-4
24	Missouri *	SECN	W, 6-0
25	Missouri *	SECN+	L, 6-1
28	NORTHWESTERN STATE	SECN+	CANCELED
29	NORTHWESTERN STATE	SECN+	W, 5-2

MAY

1	#17 OLE MISS *	SECN+	W, 12-2 (7)
2	#17 OLE MISS *	SECN+	L, 11-4
3	#17 OLE MISS *	SECN	W, 5-4
8	#24 OKLAHOMA *	SECN+	W, 12-2 (7)
9	#24 OKLAHOMA *	SECN+	W, 12-8
10	#24 OKLAHOMA *	SECN+	L, 15-10
14	Kentucky *	SECN+	L, 4-3
15	Kentucky *	SECN+	W, 5-4
16	Kentucky *	SECN+	W, 16-12
20	vs. #23 Tennessee \$	SECN	W, 8-4
22	vs. #5 Texas \$	SECN	W, 8-1
23	vs. #6 Auburn \$	SECN	W, 2-1
24	vs. #4 Georgia \$	ABC	L, 11-1
29	vs. Missouri State %	ESPN	W, 9-5
30	at #13 Kansas %	ESPN2	L, 5-3
31	vs. Northeastern %	ESPN	Noon

All times Central; Home game in **BOLD**; * - SEC opponent

^ - Shriners Children's College Showdown (Globe Life Field in Arlington, Texas)

- Armegey Bank College Baseball Series (Globe Life Field in Arlington, Texas)

@ - Game played at CHI St. Vincent Field at Dickey-Stephens Park in North Little Rock, Ark.

\$ - SEC Tournament (Hoover Metropolitan Stadium in Hoover, Ala.)

% - NCAA Lawrence Regional (Hoglund Ballpark in Lawrence, Kan.)

GAME 62 ||| #14 ARKANSAS vs. NORTHEASTERN ||| MAY 31

NCAA LAWRENCE REGIONAL ||| LAWRENCE, KS ||| HOGLUND BALLPARK ||| ESPN



40-20
17-13 SEC



39-21
22-8 CAA

ARKANSAS RAZORBACKS

In the Polls.....10 (BA) | 14 (D1Baseball)
.....15 (NCBWA) | 17 (PG) | 13 (USA Today)
Head Coach.....Dave Van Horn
Career Record.....1,558-733 (38th season)
Record at Arkansas.....973-493 (24th season)

NORTHEASTERN HUSKIES

In the Polls.....NR (BA) | NR (D1Baseball)
.....NR (NCBWA) | NR (PG) | NR (USA Today)
Head Coach.....Mike Glavine
Career Record.....396-243-1 (12th season)
Record at Northeastern.....Same

ON THE MOUND

Arkansas RHP Tate McGuire (1-1, 5.20 ERA)

vs.

Northeastern RHP Cooper Maher (6-1, 3.52 ERA)

LEADING OFF

WIN OR GO HOME

- Hunter Dietz struck out a career-high 14 batters, but #14 Arkansas was handed a 5-3 loss against #13 Kansas Saturday at Hoglund Ballpark to fall into the NCAA Lawrence Regional's losers bracket.
- With the loss, the Razorbacks must now play an elimination game against Northeastern at noon Sunday, May 31, on ESPN with Victor Rojas (play-by-play) and Connor Wanhanen (analyst) on the call in hopes of advancing to the regional championship game.

WHAT'S AT STAKE

- The loser of today's early game between Arkansas and Northeastern will be eliminated from the NCAA Lawrence Regional.
- The winning team, meanwhile, survives to play another game and will advance to take on top-seeded Kansas in the regional championship round at 5 p.m. Sunday inside Hoglund Ballpark.
- Arkansas must win twice Sunday and once more Monday against Kansas to win the regional and advance to supers.

HISTORY LESSON

- Arkansas, the No. 2 seed, and Northeastern, the No. 4 seed, are set to square off the first time in history Sunday in the NCAA Lawrence Regional.

TOURNEY TIME

- Arkansas, participating in the NCAA Tournament for the 37th time in program history, boasts a 111-82 (.575) overall tournament record, including a commanding 73-48 (.603) mark in the tournament's regional round.
- Under DVH, the Hogs are 80-51 (.611) overall in the NCAA Tournament and 50-27 (.649) in the regional round.
- The Razorbacks are on the road to begin the postseason for the first time since 2022 when Arkansas went 3-1 in the NCAA Stillwater Regional and advanced to the NCAA Chapel Hill Super Regional, sweeping host UNC in to punch its ticket to the College World Series for the 11th time in program history and seventh time under DVH.

GOTTA DO IT THE HARD WAY

- Following its loss to Kansas in last night's winners bracket game, Arkansas will need to win three games, including twice Sunday and once Monday, to win the NCAA Lawrence Regional and advance to the super regional round.
- The last time Arkansas accomplished the aforementioned feat was in 2004 when the Razorbacks lost its winners bracket matchup against Wichita State before rattling off three consecutive win to advance to super regionals.



AMERICA'S CATCHER

- **C Ryder Helfrick** has established himself as one of the best catchers in college baseball after a breakout sophomore season and strong summer with the USA Baseball Collegiate National Team.
- Helfrick entered the 2026 campaign with preseason All-America praise from Baseball America, DIBaseball and NCBWA as well as preseason All-SEC honors from the league's 16 head coaches.
- He also received preseason watch list consideration for national honors, including Baseball America Player of the Year Award, Bobby Bragan National Collegiate Slugger Award, Buster Posey National Collegiate Catcher of the Year Award and Golden Spikes Award.
- In 2025, the Discovery Bay, Calif., native played in 61 games with 56 starts as a sophomore, slashing .305/.420/.616 with 15 home runs and 38 RBI to help lead Arkansas to the College World Series.
- The Razorbacks' star catcher, who recorded 14 multi-hit games and 11 multi-RBI games in 2025, was even better in SEC play. Helfrick slashed .337/.449/.635 with seven home runs and 21 RBI in 30 games against conference opponents to lead Arkansas to its third consecutive 20-win season in league play (2023, 2024, 2025).
- Defensively, Helfrick was one of the best behind the dish in all of college baseball last year, committing only three errors in 629 total chances (.995 fielding percentage) and throwing out 10-of-45 attempted base stealers (.222 caught stealing percentage).
- Following the season, Helfrick was named to the 26-man roster for the USA Baseball Collegiate National Team, which competed in the 45th USA vs. Japan Collegiate All-Star Series in various locations across Japan. One of three Razorbacks on the squad along with RHP Gabe Gaeckle and LHP Cole Gibler, he became the 25th Hog since 1979 to play for the USA Baseball Collegiate National Team.
- In 2026, Helfrick has started all 60 of his games played at catcher and is slashing .282/.421/.546 with 16 home runs and 50 RBI on the year. He has recorded two multi-home run games this season: vs. Oklahoma State (Feb. 13) on Opening Day and at #18 Auburn (April 3).
- The team leader in walks (55), Helfrick reached base safely in a team-leading 26 consecutive games to start the 2026 campaign. His 55 walks rank fourth in the program's single-season top 10, and are the most by a Razorback in the Dave Van Horn era (2003-pres.).

Rank	Walks	Player	Season
1.	68	Scott Loseke	1983
2.	58	Gary Jones	1982
3.	57	Jeff King	1986
4.	55	Ryder Helfrick	2026
5.	54	Tim Thomas	1990

- Helfrick, the first Razorback catcher in program history with multiple seasons of 15 or more home runs, has hit 34 career home runs, one shy of tying INF Greg D'Alexander (1987-90), INF Rodney Nye (1998-99) and INF Wehiwa Aloy (2024-25) for ninth in the program's top 10.
- Helfrick is the first Arkansas catcher to earn All-SEC recognition since Grant Koch, who garnered first-team accolades in 2017 before landing on the league's All-Defensive Team in 2018. Along with Jake Wise (2014) and Koch, he is just the third Razorback catcher in program history to be named to the All-Defensive Team.
- Helfrick, a semifinalist for the Golden Spikes Award, Dick Howser Trophy and Buster Posey National Collegiate Catcher of the Year Award, has graded out as college baseball's best defender, leading the nation in defensive runs saved (24.89), catcher framing runs (22.46) and defensive wins above replacement (1.83) as of May 27.
- He owns a .989 fielding percentage with just seven errors in 638 total chances and has thrown out 9-of-57 base stealers (16 percent).

DAZZLIN' DIETZ

- **LHP Hunter Dietz**, fully healthy after injury-plagued seasons as a true freshman and redshirt freshman in 2024 and 2025, respectively, has shown why he's one of the top left-handers in college baseball.
- A semifinalist for this year's Golden Spikes Award and Dick Howser Trophy, Dietz owns a 7-4 record with a 3.57 ERA and a team-leading 131 strikeouts, including an SEC-best 47 strikeouts looking, in 85.2 innings of work through 16 starts on the mound this season.
- Dietz is limiting opposing hitters to a meager .221 batting average and has logged an SEC-leading nine quality starts on the year.
- The Trinity, Fla., native, named a first-team All-SEC honoree, was the first pitcher in the SEC this year to eclipse the 100-strikeout mark.
- The left-hander has recorded four double-digit strikeout games in 2026 and is 10th in program history for single-season strikeouts.

Rank	Strikeouts	Player	Season
1.	161	Hagen Smith	2024
2.	155	David Walling	1999
3.	145	Nick Schmidt	2006
4.	131	Hunter Dietz	2026
	131	Kevin Kopps	2021
6.	128	Jess Todd	2007
	128	David Walling	1998
8.	126	Zach Root	2025
9.	125	Isaiah Campbell	2019
10.	120	Trevor Stephan	2017

- Dietz has logged an SEC-leading nine quality starts in 2026, the most by a Razorback in a season since LHP Hagen Smith tallied 11 in 2024.

1. UT Arlington (Feb. 28) - 7.0 IP, 2 H, 0 R, 0 ER, 1 BB, 8 SO
2. Stetson (March 7) - 6.0 IP, 4 H, 1 R, 0 ER, 0 BB, 12 SO
3. South Carolina (March 21) - 6.2 IP, 5 H, 2 R, 2 ER, 2 BB, 12 SO
4. #18 Auburn (April 3) - 7.0 IP, 6 H, 2 R, 1 ER, 0 BB, 11 SO
5. #8 Alabama (April 10) - 6.0 IP, 3 H, 2 R, 2 ER, 3 BB, 9 SO
6. Missouri (April 23) - 7.0 IP, 7 H, 3 R, 3 ER, 1 BB, 8 SO
7. #17 Ole Miss (May 1) - 6.0 IP, 4 H, 1 R, 1 ER, 4 BB, 9 SO
8. #24 Oklahoma (May 8) - 7.0, 7 H, 2 R, 1 ER, 3 BB, 7 SO
9. Kentucky (May 14) - 6.0 IP, 5 H, 4 R, 3 ER, 1 BB, 9 SO

- The left-hander has four double-digit strikeout games in 2026.

1. Stetson (March 7) - 12 SO
2. South Carolina (March 21) - 12 SO
3. #18 Auburn (April 3) - 11 SO
4. #13 Kansas (May 30) - 14 SO (career high)

- His four double-digit strikeout games are tied for seventh most in a season by an Arkansas pitcher. With his next double-digit strikeout game, he will move into a tie for sixth most by a Hog in a season.

Rank	Games	Player	Season
1.	11	Hagen Smith	2024
2.	8	Nick Schmidt	2006
	8	David Walling	1999
4.	6	Trevor Stephan	2017
	6	David Walling	1998
6.	5	Jess Todd	2007
7.	4	Hunter Dietz	2026
	4	Isaiah Campbell	2019
9.	3	Zach Root	2025
	3	Mason Molina	2024
	3	Blaine Knight	2017



LHP Hunter Dietz, fully healthy after injury-plagued seasons in both 2024 and 2025, has emerged as one of the best left-handed pitchers in all of college baseball this year.

GET THE GACK

- **RHP Gabe Gaeckle** has established himself as one of the best arms in college baseball after a strong sophomore season and an eye-popping summer with the USA Baseball Collegiate National Team.
- In 2025, the Aptos, Calif., native made 19 appearances with nine starts on the mound as a sophomore, posting a 4-2 record with a 4.42 ERA and two saves in 71.1 innings of work to help lead Arkansas to the College World Series for the 12th time in program history.
- Gaeckle racked up 92 strikeouts while limiting opposing hitters to a .235 batting average during the 2025 campaign, turning in his best outing of the year at the College World Series with a career-high 10 strikeouts over six innings of one-run ball in relief against LSU.
- Following the season, Gaeckle was named to the 26-man roster for the USA Baseball Collegiate National Team, which competed in the 45th USA vs. Japan Collegiate All-Star Series in various locations across Japan. One of three Razorbacks on the squad along with LHP Cole Gibler and C Ryder Helfrick, he became Arkansas' second two-time team member in program history (RHP Ryne Stanek in 2011-12).
- This season, Gaeckle has worked as both a starter and reliever. The right-hander owns a 6-3 record with a 4.14 ERA and 72 strikeouts in 71.2 innings of work over 19 appearances, including his 12 starts.
- He struck out a season-high nine batters over 4.1 innings in his Opening Day start vs. Oklahoma State (Feb. 13) at Globe Life Field.
- He started on the mound against #17 Ole Miss (May 3) and fired four innings of three-run ball (two earned) in Arkansas' series-clinching win. In his most recent start on the mound, the right-hander fanned seven over 5.1 innings of two-run ball at Kentucky (May 15).
- Gaeckle fanned a season high-tying nine over a career long-tying six innings in relief vs. #5 Texas (May 22) in the SEC Tournament.
- He ranks seventh in the program's top 10 for career strikeouts:

Rank	Career Strikeouts	Player	Years
1.	360	Hagen Smith	2022-24
2.	345	Nick Schmidt	2005-07
3.	301	Matt Carnes	1995-97
4.	283	David Walling	1998-99
5.	261	Scott Tabor	1979-82
6.	244	Blaine Knight	2016-18
7.	236	Gabe Gaeckle	2023-pres.
8.	233	Will McEntire	2020-25
9.	232	Kevin Kopps	2017-21
	229	Charley Boyce	2003-06

DUCK COMMANDER

- **INF Camden Kozeal**, after helping lead Arkansas to the College World Series appearance last year, entered the 2026 campaign as a preseason All-American by Baseball America and NCBWA as well as a preseason All-SEC selection by the league's 16 head coaches.
- The Omaha, Neb., native played in 60 games with 55 starts (30 at first base, 25 at second base) and slashed .333/.386/.606 with 15 home runs and 62 RBI in 2025, his first season as a Razorback.
- Kozeal continues to power Arkansas' offense this season, slashing a team-leading .321/.410/.667 with a team-best 20 home runs and 70 RBI through his 60 games played. He leads the Razorbacks in nearly every major offensive category: runs scored (57), hits (76), doubles (17), triples (2) home runs (20), RBI (70), total bases (158).
- One of 50 semifinalists for the Brooks Wallace Award, which honors the country's top shortstop, Kozeal's 20 home runs this year are tied with Chad Spanberger (2017), Andrew Benintendi (2015) and Rodney Nyne (1999) for fourth most in a season by a Razorback hitter.

MLB PIPELINE TOP 200 PROSPECTS FOR 2026 MLB DRAFT

- A nation-leading six (6) Razorbacks are featured in MLB Pipeline's rankings of the top 200 prospects for the 2026 MLB Draft.

Rank	Player	Position
13	Ryder Helfrick	C
15	Hunter Dietz	LHP
84	Carson Wiggins*	RHP
96	Gabe Gaeckle	RHP
132	Camden Kozeal	SS/2B
140	Ethan McElvain	LHP

*sophomore-eligible

DIBASEBALL MIDSEASON TOP 50 COLLEGE PROSPECTS FOR 2026 MLB DRAFT

- Three (3) Razorbacks are included in DIBaseball's midseason rankings of the top 50 college prospects for the 2026 MLB Draft.

Rank	Player	Position
8	Ryder Helfrick	C
31	Hunter Dietz	LHP
38	Gabe Gaeckle	RHP

DIBASEBALL PRESEASON TOP 150 COLLEGE PROSPECTS FOR 2026 MLB DRAFT

- A nation-leading seven (7) Razorbacks were included in DIBaseball's preseason rankings of the top 150 college prospects for the 2026 MLB Draft.

Rank	Player	Position
13	Gabe Gaeckle	RHP
17	Ryder Helfrick	C
33	Hunter Dietz	LHP
71	Carson Wiggins*	RHP
83	Kuhio Aloy	OF
84	Maika Niu	OF
86	TJ Pompey	INF

*sophomore-eligible

DIBASEBALL TOP 100 COLLEGE PROSPECTS FOR 2027 MLB DRAFT

- Two (2) Razorbacks are included in DIBaseball's rankings of the top 100 college prospects for the 2027 MLB Draft.

Rank	Player	Position
15	Cole Gibler	LHP
50	Brenton Clark	OF



MACHINE OF CONSISTENCY

- Since the start of the 2017 season, Arkansas is the winningest college baseball program in the country (as of May 31, 2026).

Team	Wins ('17 - '18 - '19 - '20 - '21 - '22 - '23 - '24 - '25 - '26)
Arkansas	423 (45 - 48 - 46 - 11 - 50 - 46 - 43 - 44 - 50 - 40)
Oregon State	415 (56 - 55 - 36 - 5 - 37 - 48 - 41 - 45 - 48 - 44)
Southern Miss	413 (50 - 44 - 40 - 12 - 40 - 47 - 46 - 43 - 47 - 44)
Tennessee	407 (27 - 29 - 40 - 15 - 50 - 57 - 44 - 60 - 46 - 38)
LSU	401 (52 - 39 - 40 - 12 - 38 - 40 - 54 - 43 - 53 - 30)
Florida	399 (52 - 49 - 34 - 16 - 38 - 42 - 54 - 36 - 39 - 41)
East Carolina	391 (32 - 44 - 47 - 13 - 44 - 46 - 47 - 46 - 35 - 37)
Vanderbilt	387 (36 - 35 - 59 - 13 - 49 - 39 - 42 - 38 - 43 - 33)

- Under Dave Van Horn, in his 24rd year as head coach, Arkansas has recorded eight 45-win seasons as well as two 50-win seasons.

Season	Total Wins
2004	45
2012	46
2017	45
2018	48
2019	46
2021	50
2022	46
2025	50

- Excluding the shortened 2020 season, the Razorbacks are the only SEC team, and one of only two teams in the country (also Southern Miss), to record 40-plus wins in each of the last nine full seasons.

Season	Overall Wins	SEC Wins
2017	45	18
2018	48	18
2019	46	20
2021	50	22
2022	46	18
2023	43	20
2024	44	20
2025	50	20
2026	40	17

IT JUST MEANS MORE WINS

- Prior to the 2026 campaign, Arkansas had won 18 or more games SEC games in a league-leading eight consecutive seasons from 2017-25.
- LSU is the only other team in SEC history to record at least eight consecutive seasons of 18-plus SEC victories (10 from 1996-2005).
- Before this year, Arkansas had posted an 8-4 or better record through its first 12 SEC games in eight straight seasons (2017-25).
- It marked the best stretch of starting 8-4 or better in SEC play by a team since LSU did so in eight consecutive seasons from 1991-98.

THE BIG TWO-0

- Arkansas has finished with 20 or more SEC victories in a season six times in program history, including five times under Dave Van Horn.

Year	SEC Record (Finish)
1999	22-8 (SEC overall champions)
2019	20-10 (SEC Western Division champions)
2021	22-8 (SEC overall champions)
2023	20-10 (SEC overall champions)
2024	20-10 (SEC Western Division champions)
2025	20-10 (2nd overall)

- Arkansas hit the 20-win mark in SEC play for the third consecutive seasons in 2025, becoming the first SEC team in history to win 20 or more league games in five of six seasons. Arkansas is one of three SEC teams in history along with Tennessee (1993-95) and LSU (1996-98) to record three consecutive 20-win seasons in league play.

GONE STREAKING

- Arkansas has recorded 11 winning streaks of 10 or more games since head coach Dave Van Horn took over at the helm of the program.

Winning Streak	Dates
16	March 7, 2020-March 13, 2021
15	Feb. 25-March 22, 2024
15	March 1-28, 2023
13	April 3-23, 2010
12	Feb. 14-March 11, 2025
12	March 5-25, 2022
12	Feb. 11-March 8, 2005
11	March 26-April 12, 2024
10	May 16-June 5, 2021
10	March 4-21, 2012
10	Feb. 11-March 5, 2003

- The Razorbacks' 15-game winning streaks in 2023 and 2024 were their longest in-season winning streak of the Van Horn era.
- They were also the longest in-season winning streaks in program history since the Hogs won the first 18 games of the 1996 season.

MIDWEEK MAGIC

- Arkansas finished 10-2 in midweek games, including 8-1 at Baum-Walker Stadium, in 2026 with wins against Tarleton State (Feb. 16), Arkansas State (Feb. 25), Oral Roberts (March 3), Northern Colorado (March 17-18), UCA (March 24), Little Rock (April 7), UAPB (April 14), Missouri State (April 21) and Northwestern State (April 29).
- The Hogs went 11-1 in midweek games in 2025 and had won 18 in a row before a loss against Missouri State on March 25, 2025.
- Arkansas has gone unbeaten in midweeks twice in the DVH era.
- In 2024 (12-0), the Hogs secured midweek wins against Grambling, UCA, Oral Roberts, Little Rock, Arkansas State and UAPB as well as double midweek sweeps over SJSU, Texas Tech and Missouri State.
- In 2005 (9-0), Dave Van Horn's third season at the helm of the program, Arkansas picked up midweek wins against Centenary, Missouri State, UNC, Oral Roberts and Oklahoma State.



HISTORY MADE AT HOME

- Arkansas maintains an overall record of 755-259 (.745) in Baum-Walker Stadium's 31-year history. The 2025 campaign marked the 30th season in the history of the stadium, which opened in 1996.
- With a win against Creighton in last year's NCAA Fayetteville Regional, the Razorbacks won their 35th game of the season inside the friendly confines of Baum-Walker Stadium, breaking their single-season program record of 34 home wins set in 2018 and 2024.
- After sweeping Tennessee in last year's NCAA Fayetteville Super Regional, Arkansas finished 2025 with 37 wins at Baum-Walker Stadium, the most home wins in a season in program history.
- Excluding 2020, Arkansas has won 28 or more home games in eight straight seasons, including a program-best 37 wins in 2025.

Year	Home Record	Overall Record (Postseason)
2017	29-8	45-19 (Regional)
2018	34-4	48-21 (College World Series)
2019	33-7	46-20 (College World Series)
2021	30-8	50-13 (Super Regional)
2022	28-7	46-21 (College World Series)
2023	32-6	43-18 (Regional)
2024	34-5	44-16 (Regional)
2025	37-4	50-13 (College World Series)

HOME SWEET BAUM-WALKER

- In order of winning percentage, here are the Razorbacks' top records at home since Baum-Walker Stadium opened in 1996.

Year	Home Record	Winning Percentage
2025	37-4	.902
2018	34-4	.895
2024	34-5	.872
2023	32-6	.842
2019	33-7	.825
2004	31-7	.816
2022	28-7	.800

J.B. & JOHNELLE HUNT FAMILY BASEBALL DEVELOPMENT CENTER

- The J.B. & Johnelle Hunt Family Baseball Development Center is a \$27-million, 49,000-square foot baseball performance facility, providing players with an expanded locker room, team meeting room, strength & conditioning center, training room, nutrition center, pitching development center and an in-venue batting tunnel.
- The one-of-a-kind facility, which opened ahead of the 2022 campaign, sits in the right-field corner of Baum-Walker Stadium.
- It also includes a tunnel to connect the facility to the first-base dugout and postgame press conference room.

PROHOGS

- Six (6) Razorbacks were on 2026 Major League Baseball Opening Day rosters as the 2026 campaign got underway on Thursday, March 26.

Player	Team	Draft Year
Jalen Beeks	Texas Rangers	2014
Andrew Benintendi	Chicago White Sox	2015
Heston Kjerstad	Baltimore Orioles	2020
James McCann	Arizona Diamondbacks	2011
Ryne Stanek	St. Louis Cardinals	2013


- Six (6) Razorbacks have won a World Series championship. RHP Ryne Stanek is the most recent ProHog to accomplish the feat, doing so with the Houston Astros during the 2022 MLB season.

Player	Team	Year
Dick Hughes	St. Louis Cardinals	1967
Eric Hinske (2x)	Boston Red Sox	2007
	New York Yankees	2009
Dallas Keuchel	Houston Astros	2017
Andrew Benintendi	Boston Red Sox	2018
Drew Smyly	Atlanta Braves	2021
Ryne Stanek	Houston Astros	2022

MLB DRAFT FACTS

- Arkansas has had a player selected in each of the past 51 MLB drafts dating back to 1975. The Hogs have had double-digit players selected in a draft on four occasions: 1985 (10), 2013 (11), 2018 (11) and 2025 (11).
- In 2025, a program-record four Razorbacks heard their names called in the first round of the MLB draft - RHP Gage Wood (No. 26 overall, Philadelphia Phillies), INF Wehiwa Aloy (No. 31 overall, Baltimore Orioles), LHP Zach Root (No. 40 overall, Los Angeles Dodgers) and OF Charles Davalan (No. 41 overall, Los Angeles Dodgers).
- Since Nate Thompson's first season as the Razorbacks' recruiting coordinator in 2018, no school in the country has had more overall draft selections than Arkansas (64).
- Under Matt Hobbs, Arkansas has had 30 pitchers selected in the MLB draft, including 22 pitchers taken in the first 10 rounds, since 2019.





Arkansas pitching coach **Matt Hobbs** has developed 10 All-Americans, 10 All-SEC honorees and 30 MLB draft picks since joining the program prior to the 2019 season.

MATT HOBBS: 2024 DIBASEBALL ASSISTANT COACH OF THE YEAR

- Arkansas assistant coach Matt Hobbs is nationally regarded as one of the best pitching minds in all of college baseball.
- Hobbs, now in his eighth season as pitching coach in 2026, was named the 2024 DIBaseball Assistant Coach of the Year after guiding his staff to a historic and record-breaking campaign in 2024.
- Since joining Arkansas as the pitching coach prior to the 2019 campaign, Hobbs has helped develop:

- 1 Golden Spikes Award winner
- 1 Dick Howser Trophy winner
- 10 All-Americans
- 12 All-SEC honorees, including 2 SEC pitchers of the year
- 30 MLB draft selections, including 22 top 10 rounders

- RHP Kevin Kopps emerged as the best player in the country in 2021, winning both the Golden Spikes Award and Dick Howser Trophy. LHP Hagen Smith was the unanimous national pitcher of the year in 2024.
- With Hobbs' help, Smith solidified his status as one of the greatest pitchers in Razorback history, concluding his career as the program's all-time strikeout king and single-season strikeout leader, and departing as the highest-drafted pitcher in school history when he was selected fifth overall by the Chicago White Sox in the 2024.
- Since Hobbs joined the Razorback coaching staff, Arkansas has made three trips to the College World Series (2019, 2022, 2025), clinched a pair of overall SEC championships (2021, 2023) and captured four SEC Western Division titles (2019, 2021, 2023, 2024).
- Additionally, the Hogs won Collegiate Baseball's national recruiting championship for the first time in program history in 2023 as Arkansas' star-studded recruiting class was named the nation's best.



Arkansas is one of only four schools in college baseball history as well as the only SEC program to claim three or more Golden Spikes Award winners.

GOLDEN HOGS

- In 2025, INF Wehiwa Aloy was named the 47th winner of the Golden Spikes Award, which recognizes the top amateur baseball player in the United States based on their athletic ability, sportsmanship, character and overall contribution to the sport.
- Aloy, the first Hawaiian-born player to win the Golden Spikes Award and the first player born outside the U.S. mainland to accomplish the feat, became Arkansas' third award winner in program history, joining OF Andrew Benintendi (2015) and RHP Kevin Kopps (2021).
- Arkansas is one of four schools in college baseball history and the only SEC team with three-plus Golden Spikes Award winners: Florida State (4), Arizona State (3), **Arkansas (3)**, Cal State Fullerton (3).
- Since 2015, Arkansas is the only school in the country with multiple Golden Spikes Award winners (3).
- Aloy started all 65 games at shortstop last season and turned in one of the best offensive campaigns in Razorback history, leading the team in nearly every major category: slugging (.673), on-base plus slugging (1.107), hits (93), runs (81), doubles (19), triples (2), home runs (21), extra-base hits (42), multi-hit games (30), total bases (179).
- Aloy, playing alongside his younger brother Kuhio, finished second on the Razorbacks in batting average (.350), RBI (68), multi-RBI games (18), hit-by-pitches (10) and stolen bases (9). His numbers in total bases (No. 3), home runs (No. 4), runs scored (No. 4), extra-base hits (No. 5) and hits (No. 6) all finished ranked among the top 10 in the program's single season record book. Defensively, Aloy dazzled with just five errors in 229 total chances (.978 fielding percentage) while helping turn 31 double plays during the 2025 campaign.
- Aloy's historic season was capped off by a semifinal run with the 50-win Razorbacks in the College World Series, their 12th trip in program history and first since 2022.



BAUM-WALKER STADIUM RECORDS

13,472

SINGLE-GAME ATTENDANCE (2018)

10,376

SINGLE-SEASON AVERAGE (2022)

407,196

SINGLE-SEASON TICKETS (2025)

755

WINS AT BAUM-WALKER STADIUM

34,796

3-GAME SERIES ATTENDANCE (2022)

ARKANSAS YEAR-BY-YEAR RESULTS AT BAUM-WALKER STADIUM

1996 6-3 (.667)	1997 26-7 (.788)	1998 22-9 (.710)	1999 26-7 (.788)	2000 15-19 (.441)	2001 19-6 (.760)	2002 18-12 (.600)	2003 22-8 (.733)	2004 31-8 (.795)	2005 19-9 (.679)
2006 21-8 (.724)	2007 23-10 (.697)	2008 24-9 (.727)	2009 21-12 (.636)	2010 29-9 (.763)	2011 24-7 (.774)	2012 28-8 (.778)	2013 24-9 (.727)	2014 25-10 (.714)	2015 23-12 (.657)
2016 19-14 (.576)	2017 29-8 (.784)	2018 34-4 (.895)	2019 33-7 (.825)	2020 11-2 (.846)	2021 30-8 (.790)	2022 28-7 (.800)	2023 32-6 (.842)	2024 34-5 (.872)	2025 37-4 (.902)
2026 22-12 (.647)									

Top 20 All-Time Crowds (tickets sold/distributed)

1.	USC	13,472	March 3, 2018
2.	Mississippi State	12,589	April 25, 2015
3.	South Alabama	12,006	March 7, 2020
4.	LSU	11,827	April 8, 2017
5.	Tennessee	11,787	April 26, 2019
6.	Vanderbilt	11,772	May 13, 2022
7.	Vanderbilt	11,761	May 14, 2022
8.	Auburn	11,742	April 26, 2014
9.	Ole Miss	11,736	April 30, 2022
10.	LSU	11,714	May 10, 2019
11.	Ole Miss	11,651	April 29, 2022
12.	Tennessee	11,594	April 27, 2019
13.	Mississippi State	11,548	April 1, 2022
14.	Mississippi State	11,522	April 2, 2022
15.	LSU	11,462	April 9, 2011
16.	Arizona State	11,434	April 8, 2009
17.	Mississippi State	11,415	April 3, 2022
18.	Ole Miss	11,409	May 1, 2022
19.	Ole Miss*	11,383	June 9, 2019
20.	Ole Miss*	11,350	June 8, 2019

* - NCAA Super Regional; ^ - NCAA Regional

Top 20 All-Time Crowds (actual)

1.	Missouri State*	12,167	June 6, 2015
2.	Missouri State*	11,869	June 5, 2015
3.	South Carolina*	11,722	June 9, 2018
4.	Missouri State*	11,694	June 7, 2015
5.	South Carolina*	11,481	June 10, 2018
6.	South Carolina*	11,217	June 11, 2018
7.	LSU	11,103	April 9, 2011
8.	Arizona State	11,014	April 8, 2009
9.	Oral Roberts^	11,088	June 2, 2017
10.	LSU	10,987	April 8, 2017
11.	Mississippi State	10,837	April 25, 2015
12.	Mississippi State	10,784	April 16, 2011
13.	USC	10,732	March 3, 2018
14.	LSU	10,581	May 5, 2007
15.	Texas A&M	10,477	April 20, 2013
16.	Missouri State^	10,369	June 3, 2017
17.	Missouri State^	10,273	June 5, 2017
18.	Central Michigan	10,219	Feb. 20, 2016
19.	Auburn	10,217	April 26, 2014
20.	Southern Miss^	10,213	June 2, 2018

* - NCAA Super Regional; ^ - NCAA Regional

2026 NCAA TOTAL HOME ATTENDANCE LEADERS (as of May 19)

Team	Average	Total	Games	
1.	LSU	11,012	407,439	37
2.	Mississippi State	11,780	388,737	33
3.	Arkansas	9,748	331,422	34
4.	Ole Miss	9,412	320,012	34
5.	Tennessee	6,336	240,751	38
6.	Texas	7,243	239,032	33
7.	South Carolina	6,504	234,129	36
8.	Florida	5,869	205,411	35
9.	Texas A&M	6,030	198,979	33
10.	Auburn	5,821	180,462	31
11.	Florida State	5,349	165,807	31
12.	Southern Miss	5,207	145,789	28
13.	Clemson	4,694	140,808	30
14.	Louisiana	3,918	129,305	33
15.	East Carolina	4,077	126,401	31
16.	Oklahoma State	4,486	125,595	28
17.	Nebraska	5,123	122,963	24
18.	Hawaii	4,070	122,102	30
19.	Virginia	3,883	120,360	31
20.	Alabama	4,052	117,518	29



SERIES HISTORY

INSIDE THE SERIES (SINCE 1947): NORTHEASTERN

Overall Series Record: 0-0
Record in Fayetteville, Ark.: 0-0
Record in Lawrence, Kan.: 0-0
Record at Neutral Sites: 0-0

IN THE DVH ERA (2003-PRESENT): NORTHEASTERN

Overall Series Record: 0-0
Record in Fayetteville, Ark.: 0-0
Record in Lawrence, Kan.: 0-0
Record at Neutral Sites: 0-0

All-time meetings

DATE	SITE	W/L	SCORE
5/31/26	Lawrence, Kan.		

BOX SCORE FROM PREVIOUS MEETING

HONORS & AWARDS

OF Kuhio Aloy

NCBWA Preseason All-American (Third Team)
 Coaches Preseason All-SEC (Second Team)
 SEC Player of the Week (May 4)
 Baseball America National Team of the Week (Week 12)

INF Carson Brumbaugh

DIBaseball Preseason SEC Freshman of the Year
 Perfect Game Preseason SEC Freshman of the Year
 Baseball America Preseason Freshman of the Year Award Watch List

LHP Parker Coil

NCBWA Stopper of the Year Award Preseason Watch List

LHP Hunter Dietz

Dick Howser Trophy Semifinalist
 Golden Spikes Award Semifinalist
 First Team All-SEC (SP)

LHP Colin Fisher

SEC Pitcher of the Week (Feb. 23)
 NCBWA National Co-Pitcher of the Week (Feb. 24)
 College Baseball Foundation National Pitcher of the Year Award Watch List

RHP Gabe Gaeckle

Baseball America Preseason All-American (First Team)
 Perfect Game Preseason All-American (Second Team)
 Coaches Preseason All-SEC (Second Team)
 Perfect Game Preseason All-SEC (First Team)
 Golden Spikes Award Preseason Watch List
 Baseball America Preseason College Pitcher of the Year Award Watch List
 College Baseball Foundation National Pitcher of the Year Award Watch List
 SEC All-Tournament Team

LHP Cole Gibler

Perfect Game Midseason All-American (Second Team)

C Ryder Helfrick

Baseball America Preseason All-American (Second Team)
 DIBaseball Preseason All-American (First Team)
 NCBWA Preseason All-American (Second Team)
 Perfect Game Midseason All-American (Third Team)
 Coaches Preseason All-SEC (First Team)
 Baseball America Preseason College Player of the Year Award Watch List
 Bobby Bragan National Collegiate Slugger Award Watch List
 Buster Posey National Collegiate Catcher of the Year Award Semifinalist
 Dick Howser Trophy Semifinalist
 Golden Spikes Award Semifinalist
 SEC All-Defensive Team (C)

INF Camden Kozeal

Baseball America Preseason All-American (Third Team)
 NCBWA Preseason All-American (First Team)
 Coaches Preseason All-SEC (First Team)
 Baseball America National Team of the Week (Week 2)
 Brooks Wallace Award Shortstop of the Week (March 24)
 Brooks Wallace Award Semifinalist
 Tony Gwynn Community Service Trophy Finalist
 SEC Community Service Team
 SEC All-Tournament Team

LHP Ethan McElvain

Second Team All-SEC (RP)

OF Maika Niu

Perfect Game Preseason All-American (Third Team)
 Perfect Game Preseason All-SEC (First Team)

INF TJ Pompey

SEC Player of the Week (April 13)

OF Zack Stewart

Baseball America National Team of the Week (Week 14)

RHP Carson Wiggins

Baseball America Preseason All-American (First Team)
 NCBWA Stopper of the Year Award Preseason Watch List



Arkansas is the first school since LSU (2012-15) with a first-team pitcher four years in a row: LHP Hagen Smith (2023-24), LHP Zach Root (2025), LHP Hunter Dietz (2026).



NCAA LAWRENCE REGIONAL BRACKET

LAWRENCE REGIONAL
DOUBLE ELIMINATION

WINNERS' BRACKET

MAY/29	FINAL
15 Kansas	6
Northeastern	3

MAY/29	FINAL
Missouri St.	5
Arkansas	9

ELIMINATION BRACKET

MAY/30	FINAL
Northeastern	5
Missouri St.	1

MAY/30	FINAL
15 Kansas	5
Arkansas	3

MAY/31 - 1:00PM EDT - ESPNU
Arkansas
Northeastern

MAY/31 - 6:00PM EDT - ESPN+
15 Kansas

IF NECESSARY
JUN/1


REGIONAL
WINNER



NCAA TOURNAMENT BRACKET



2026 NCAA Division I Baseball Championship



© 2026 National Collegiate Athletic Association. No commercial use without the NCAA's written permission.

* Host Institution



ARKANSAS IN NCAA TOURNAMENT

OVERALL

NCAA Tournament (111-82, .575)

Regional Record:	73-48 (.603)
Super Regional Record:	18-10 (.643)
CWS Record:	20-24 (.455)

IN THE DAVE VAN HORN ERA

NCAA Tournament (80-51, .611)

Regional Record:	50-27 (.649)
Super Regional Record:	17-8 (.680)
CWS Record:	13-16 (.448)

2026 Lawrence Regional (1-1)

Hoglund Ballpark • Lawrence, Kan.		
Missouri State	W	9-5
Kansas	L	5-3

2025 College World Series (2-2)

Charles Schwab Field Omaha • Omaha, Neb.		
LSU	L	4-1
Murray State	W	3-0
UCLA	W	7-3
LSU	L	6-5

2025 Fayetteville Super Regional (2-0)

Baum-Walker Stadium • Fayetteville, Ark.		
Tennessee	W	4-3
Tennessee	W	11-4

2025 Fayetteville Regional (3-0)

Baum-Walker Stadium • Fayetteville, Ark.		
North Dakota State	W	6-2
Creighton	W	12-1
Creighton	W	8-3

2024 Fayetteville Regional (1-2)

Baum-Walker Stadium • Fayetteville, Ark.		
SEMO	W	17-9
Kansas State	L	7-6
SEMO	L	6-3

2023 Fayetteville Regional (2-2)

Baum-Walker Stadium • Fayetteville, Ark.		
Santa Clara	W	13-6
TCU	L	20-5
Santa Clara	W	6-4
TCU	L	12-4

2022 College World Series (3-2)

Charles Schwab Field Omaha • Omaha, Neb.		
Stanford	W	17-2
Ole Miss	L	13-5
Auburn	W	11-1
Ole Miss	W	3-2
Ole Miss	L	2-0

2022 Chapel Hill Super Regional (2-0)

Boshamer Stadium • Chapel Hill, N.C.		
North Carolina	W	4-1
North Carolina	W	4-3

2022 Stillwater Regional (3-1)

O'Brate Stadium • Stillwater, Okla.			
GCU	W		7-1
Oklahoma State	W		20-12
Oklahoma State	L		14-10
Oklahoma State	W		7-3

2021 Fayetteville Super Regional (1-2)

Baum-Walker Stadium • Fayetteville, Ark.			
NC State	W		21-2
NC State	L		6-5
NC State	L		3-2

2021 Fayetteville Regional (3-1)

Baum-Walker Stadium • Fayetteville, Ark.			
NJIT	W		13-8
Nebraska	W		5-1
Nebraska	L		5-3
Nebraska	W		6-2

2019 College World Series (0-2)

TD Ameritrade Park • Omaha, Neb.			
Florida State	L		1-0
Texas Tech	L		5-4

2019 Fayetteville Super Regional (2-1)

Baum-Walker Stadium • Fayetteville, Ark.			
Ole Miss	W		11-2
Ole Miss	L		13-5
Ole Miss	W		14-1

2019 Fayetteville Regional (3-0)

Baum-Walker Stadium • Fayetteville, Ark.			
Central Connecticut St.	W		11-5
TCU	W		3-1
TCU	W		6-0

2018 College World Series (4-2)

TD Ameritrade Park • Omaha, Neb.			
Texas	W		11-5
Texas Tech	W		7-4
Florida	W		5-2
Oregon State	W		4-1
Oregon State	L		5-3
Oregon State	L		5-0

2018 Fayetteville Super Regional (2-1)

Baum Stadium • Fayetteville, Ark.			
South Carolina	W		9-3
South Carolina	L		8-5
South Carolina	W		14-4

2018 Fayetteville Regional (3-0)

Baum Stadium • Fayetteville, Ark.			
Oral Roberts	W		10-2
Southern Miss	W		10-2
Dallas Baptist	W		4-3

2017 Fayetteville Regional (3-2)

Baum Stadium • Fayetteville, Ark.			
Oral Roberts	W		3-0
Missouri State	L		5-4
Oral Roberts	W		4-3
Missouri State	W		11-10
Missouri State	L		3-2

2015 College World Series (0-2)

TD Ameritrade Park • Omaha, Neb.			
Virginia	L		5-3
Miami (Fla.)	L		4-3

2015 Fayetteville Super Regional (2-1)

Baum Stadium • Fayetteville, Ark.			
Missouri State	W		18-4
Missouri State	L		3-1
Missouri State	W		3-2

2015 Stillwater Regional (3-0)

Allie P. Reynolds Stadium • Stillwater, Okla.			
Oral Roberts	W		8-6
Oklahoma State	W		7-5
St. John's	W		4-3

2014 Charlottesville Regional (2-2)

Davenport Field • Charlottesville, Va.			
Liberty	W		3-2
Virginia	L		3-0
Bucknell	W		10-0
Virginia	L		9-2

2013 Manhattan Regional (2-2)

Tointon Stadium • Manhattan, Kan.			
Bryant	L		4-1
Wichita State	W		3-1
Bryant	W		12-3
Kansas State	L		4-3

2012 College World Series (2-2)

T.D. Ameritrade Park • Omaha, Neb.			
Kent State	W		8-1
South Carolina	W		2-1
South Carolina	L		2-0
South Carolina	L		3-2

2012 Waco Super Regional (2-1)

Baylor Ballpark • Waco, Texas			
Baylor	L		8-1
Baylor	W		5-4
Baylor	W		1-0 (10)

2012 Houston Regional (3-0)

Reckling Park • Houston, Texas			
Sam Houston State	W		5-4
Rice	W		1-0
Sam Houston State	W		5-1

2011 Tempe Regional (2-2)

Packard Stadium • Tempe, Ariz.			
Charlotte	L		3-2
New Mexico	W		3-0
Charlotte	W		11-3
Arizona State	L		13-4

2010 Tempe Super Regional (0-2)

Packard Stadium • Tempe, Ariz.			
Arizona State	L		7-6 (12)
Arizona State	L		7-5 (12)

2010 Fayetteville Regional (3-1)

Baum Stadium • Fayetteville, Ark.			
Grambling State	W		19-7
Washington State	W		6-4
Washington State	L		10-7
Washington State	W		7-2

2009 College World Series (2-2)

Rosenblatt Stadium • Omaha, Neb.			
Cal State Fullerton	W		10-6
LSU	L		9-1
Virginia	W		4-3 (12)
LSU	L		14-5

2009 Tallahassee Super Regional (2-0)

Howser Stadium • Tallahassee, Fla.			
Florida State	W		7-2
Florida State	W		9-8

2009 Norman Regional (3-0)

Mitchell Park • Norman, Okla.			
Washington State	W		10-3
Oklahoma	W		17-6
Oklahoma	W		11-0

2008 Stanford Regional (0-2)

Klein Field • Palo Alto, Calif.			
Pepperdine	L		4-3
Stanford	L		5-1

2007 Fayetteville Regional (2-2)

Baum Stadium • Fayetteville, Ark.			
Albany	W		9-0
Oklahoma State	L		14-3
Creighton	W		6-0
Oklahoma State	L		7-6

2006 Fayetteville Regional (1-2)

Baum Stadium • Fayetteville, Ark.			
Oral Roberts	L		4-3 (11)
Princeton	W		6-2
Oklahoma State	L		6-5

2005 Austin Regional (2-2)

Disch-Falk Field • Austin, Texas			
Miami (Ohio)	W		9-5
Texas	W		9-2
Texas	L		19-8
Texas	L		5-2



ARKANSAS IN NCAA TOURNAMENT

2004 College World Series (0-2)

Rosenblatt Stadium • Omaha, Neb.		
Texas	L	13-2
Arizona	L	7-2

2004 Fayetteville Super Regional (2-0)

Baum Stadium • Fayetteville, Ark.		
Florida State	W	7-5
Florida State	W	4-2

2004 Fayetteville Regional (4-1)

Baum Stadium • Fayetteville, Ark.		
Le Moyne	W	4-1
Wichita State	L	4-3
Missouri	W	10-7
Wichita State	W	11-9
Wichita State	W	4-3

2003 Austin Regional (1-2)

Disch-Falk Field • Austin, Texas		
Lamar	L	3-2
Bucknell	W	10-7
Lamar	L	7-6

2002 Clemson Super Regional (1-2)

Kingsmore Stadium • Clemson, S.C.		
Clemson	W	9-6
Clemson	L	8-7
Clemson	L	7-4

2002 Wichita Regional (3-0)

Eck Stadium • Wichita, Kan.		
Oklahoma	W	8-5
Oral Roberts	W	7-6
Oral Roberts	W	11-6

1999 Fayetteville Regional (1-2)

Baum Stadium • Fayetteville, Ark.		
Delaware	W	10-6
SMS	L	9-8 (10)
Clemson	L	12-4

1998 Midwest Regional (1-2)

Eck Stadium • Wichita, Kan.		
Arizona State	L	8-4
Wichita State	W	3-2 (11)
Georgia Tech	L	2-0

1996 Central II Regional (0-2)

Dan Law Field • Lubbock, Texas		
Oklahoma State	L	6-5
Southern California	L	15-5

1995 Midwest I Regional (0-2)

Eck Stadium • Wichita, Kan.		
Stanford	L	10-3
Texas Tech	L	14-10

1990 Midwest Regional (0-2)

Eck Stadium • Wichita, Kan.		
Fordham	L	8-5
Wichita State	L	7-6

1989 College World Series (1-2)

Rosenblatt Stadium • Omaha, Neb.		
Wichita State	L	3-2
North Carolina	W	7-3
Wichita State	L	8-4

1989 Northeast Regional (4-1)

Municipal Stadium • Waterbury, Conn.		
Le Moyne	L	7-5
George Washington	W	8-2
Illinois	W	9-2
Arizona State	W	1-0
Le Moyne	W	6-5

1988 Midwest Regional (0-2)

Allie P. Reynolds Stadium • Stillwater, Okla.		
Loyola-Marymount	L	8-3
Oklahoma State	L	13-7

1987 College World Series (1-2)

Rosenblatt Stadium • Omaha, Neb.		
Texas	L	13-6
Georgia	W	5-4
LSU	L	5-2

1987 NCAA South I Regional (4-0)

Joe W. Davies Stadium • Huntsville, Ala.		
Middle Tenn. State	W	10-7
West Virginia	W	7-2
Clemson	W	6-5 (10)
Clemson	W	4-2

1986 NCAA Midwest Regional (1-2)

Allie P. Reynolds Stadium • Stillwater, Okla.		
Oregon State	W	4-3
Stanford	L	2-0
Oregon State	L	1-0

1985 College World Series (2-2)

Rosenblatt Stadium • Omaha, Neb.		
South Carolina	W	1-0
Mississippi State	L	5-4
Stanford	W	10-4
Texas	L	8-7

1985 South II Regional (4-0)

Seminole Stadium • Tallahassee, Fla.		
Eastern Kentucky	W	20-13
George Mason	W	13-9
Florida State	W	7-6
Georgia Tech	W	7-5

1983 Midwest Regional (0-2)

Allie P. Reynolds Stadium • Stillwater, Okla.		
Oral Roberts	L	7-6
Wichita State	L	6-3

1980 Midwest Regional (1-2)

J.L. Johnson Stadium • Tulsa, Okla.		
Oral Roberts	W	3-2
Missouri	L	6-0
California	L	7-1

1979 College World Series (3-2)

Rosenblatt Stadium • Omaha, Neb.		
Pepperdine	W	5-4
Arizona	W	10-3
Texas	W	9-4
Cal State Fullerton	L	13-10
Cal State Fullerton	L	2-1

1979 East Regional (4-0)

Seminole Stadium • Tallahassee, Fla.		
George Washington	W	12-11
Florida	W	9-1
Delaware	W	8-6
Delaware	W	4-3

1973 NCAA District VI (0-2)

Arlington Stadium • Arlington, Texas		
Trinity	L	6-0
Texas-Pan American	L	4-2

STANDINGS

	SEC	Pct.	GB	All	Pct.	Home	Away	Neutral	Top 25	Top 10	L10	Streak
Georgia [^]	23-7	.767	-	48-12	.800	33-7	12-4	3-1	17-8	7-2	9-1	W5
Texas	19-10	.655	3.5	42-13	.764	31-4	8-8	3-1	12-7	10-4	7-3	W2
Texas A&M	18-11	.621	4.5	41-14	.745	29-6	10-6	2-2	10-12	5-8	6-4	W2
Alabama	18-12	.600	5.0	39-19	.672	25-6	11-11	3-2	13-12	4-4	7-3	W2
Florida	18-12	.600	5.0	41-19	.683	24-13	14-5	3-1	15-7	9-6	8-2	W2
Auburn	17-13	.567	6.0	39-20	.661	22-11	10-8	7-1	16-16	13-10	5-5	W1
Arkansas	17-13	.567	6.0	40-21	.656	22-12	10-7	8-2	15-13	8-6	6-4	L1
Mississippi State	16-14	.533	7.0	42-17	.712	27-8	10-7	5-2	10-14	4-14	5-5	W2
Ole Miss	15-15	.500	8.0	37-21	.638	27-7	7-10	3-4	15-17	4-11	5-5	W1
Tennessee	15-15	.500	8.0	38-22	.633	28-10	7-8	3-4	11-9	6-5	5-5	L3
Oklahoma	14-16	.467	9.0	33-22	.600	20-9	8-11	5-2	10-16	3-8	3-7	L1
Vanderbilt	14-16	.467	9.0	33-25	.569	26-8	5-11	2-6	8-16	3-8	6-4	L1
Kentucky	13-17	.433	10.0	33-21	.611	20-8	12-12	1-1	7-9	3-4	4-6	W2
LSU	9-21	.300	14.0	30-28	.517	23-14	3-13	4-1	3-19	1-12	3-7	L1
South Carolina	7-23	.233	16.0	22-35	.386	18-18	4-14	0-3	3-20	2-8	0-10	L13
Missouri	6-24	.200	17.0	24-31	.436	14-14	3-15	7-2	6-21	0-9	3-7	L1

[^]SEC champion and SEC Tournament champion

SCHEDULE/RESULTS

Friday, May 29 - NCAA Regionals

at Alabama 21, Alabama State 3

Arkansas 9, Missouri State 5

Milwaukee 13, at Auburn 8

at Florida 8, Rider 7

Kentucky 6, Wake Forest 5

at Mississippi State 10, Lipscomb 1

East Carolina 7, Tennessee 3 (14 inn.)

at Texas 19, Holy Cross 1

at Texas A&M 7, Lamar 5

Georgia vs. LIU - Susp., Bot. 6 (UGA leads 15-1)

Ole Miss 7, Arizona State 6 (14 inn.)

Oklahoma vs. The Citadel - Postponed

Saturday, May 30 - NCAA Regionals

at Georgia 18, LIU 2

Oklahoma 8, The Citadel 3

at Alabama 7, USC Upstate 5

at Kansas 5, Arkansas 3

at Auburn 17, NC State 13

at Florida 22, Miami 10

at Georgia 6, Liberty 2

Kentucky 11, at West Virginia 9

at Mississippi State 10, Cincinnati 5

at Georgia Tech 9, Oklahoma 3

VCU 5, Tennessee 4

at Texas 16, Tarleton State 2

at Texas A&M 17, Texas State 2

Ole Miss at Nebraska - Susp., Top 9 (Ole Miss leads 6-3)

Saturday, May 30 - NCAA Regionals

Ole Miss at Nebraska - 12:30 p.m.

Arkansas vs. Northeastern - 1 p.m.

Oklahoma vs. The Citadel - 1 p.m.

UCF at Auburn - 3 p.m.

Florida vs. Miami or Troy - 5 p.m.

Georgia vs. Liberty or Boston College - 5 p.m.

Kentucky vs. West Virginia or Wake Forest - 5 p.m.

Texas vs. Tarleton State or UC Santa Barbara - 6 p.m.

Alabama vs. USC Upstate or Oklahoma State - 8 p.m.

Mississippi State vs. Cincinnati or Louisville - 8 p.m.

Texas A&M vs. Texas State or USC - 9 p.m.

NCAA Baseball Tournament Schedule


Regionals: Friday, May 29 through Monday, June 1

Super Regionals: Friday, June 5 through Monday, June 8

First day of MCWS games - Friday, June 12

MCWS Finals - Start Saturday, June 20 (best out of 3)

All times Eastern; Rankings reflect highest among major polls



NCAA REGIONALS

SOUTHEASTERN CONFERENCE

AS OF MAY 27

ACTIVE CAREER LEADERS

Games Played

1.	Kolby Branch*, Georgia	231
2.	Talmdage LeCroy, South Carolina	230
3.	Mike Mancini*, Vanderbilt	219
4.	Will Furniss, Ole Miss	214
5.	Bryce Chance, Mississippi State	212
6.	Zack Stewart*, Arkansas	208
7.	Blake Bevis*, Mississippi State	205
	Chris Stanfield, LSU	205
	Zach Yorke*, LSU	205
10.	Luke Lawrence*, Kentucky	204

Hits

1.	Kolby Branch*, Georgia	256
2.	Luke Lawrence*, Kentucky	255
3.	Gehrig Frei*, Mississippi State	240
4.	Mike Mancini*, Vanderbilt	235
5.	Bryce Chance, Mississippi State	229
6.	Zach Yorke*, LSU	225
	Zack Stewart*, Arkansas	225
8.	Daniel Pacella*, Ole Miss	222
9.	Karson Bowen*, Florida	221
10.	Blake Bevis*, Mississippi State	219

Triples

1.	Maika Niu*, Arkansas	9
	Aiden Robbins*, Texas	9
3.	Ethan Mendoza*, Texas	8
4.	Mike Mancini*, Vanderbilt	7
	Ethan Lizama*, South Carolina	7
	Tyler Cerny*, Kentucky	7
	Brennan Holt*, Alabama	7
	Caden Sorrell, Texas A&M	7
9.	Luke Lawrence*, Kentucky	6
	Steven Milam, LSU	6

Home Runs

1.	Zack Stewart*, Arkansas	57
2.	Kolby Branch*, Georgia	53
	Daniel Jackson*, Georgia	53
	Daniel Pacella*, Ole Miss	52
	Michael O'Shaughnessy*, Georgia	52
6.	Judd Utermark, Ole Miss	49
7.	Ace Reese*, Mississippi State	48
8.	Blake Bevis*, Mississippi State	46
	Blake Cyr*, Florida	46
10.	Justin Lebron, Alabama	43

RBI

1.	Michael O'Shaughnessy*, Georgia	203
2.	Kolby Branch*, Georgia	193
3.	Daniel Pacella*, Ole Miss	191
4.	Daniel Jackson*, Georgia	183
5.	Zack Stewart*, Arkansas	182
6.	Zach Yorke*, LSU	176
7.	Blake Cyr*, Florida	174
8.	Blake Bevis*, Mississippi State	169
9.	Lucas Steele*, Auburn	167
10.	Mike Mancini*, Vanderbilt	153

Walks

1.	Zach Yorke*, LSU	153
2.	Mike Mancini*, Vanderbilt	148
3.	Kolby Branch*, Georgia	136
4.	Talmdage LeCroy, South Carolina	131
5.	Will Furniss, Ole Miss	120
6.	Lucas Steele*, Auburn	114
7.	Damian Ruiz*, Arkansas	110
8.	Steven Milam, LSU	108
9.	Michael O'Shaughnessy*, Georgia	106
10.	Ryan Black*, Georgia	102
	Zack Stewart*, Arkansas	102

Saves

1.	Jackson Cleveland*, Oklahoma	18
2.	Ryan Hetzler*, Auburn	14
	Bo Rhudy*, Tennessee	14
4.	Bryce Calloway*, Georgia	13
	Ethan Harden*, Auburn	13
6.	Jacob Faulkner*, Vanderbilt	12
	Kaden Humphrey*, Alabama	12
8.	Ian Lohse, Missouri	10
9.	Gabe Gaekle, Arkansas	9
	Zac Cowan*, LSU	9

Strikeouts

1.	Hunter Elliott, Ole Miss	312
2.	Ruger Riojas*, Texas	294
3.	Zac Cowan*, LSU	292
4.	Caden Aoki*, Georgia	286
5.	Matt Scott*, Georgia	284
6.	Liam Peterson, Florida	280
7.	Evan Blanco*, Tennessee	258
8.	Connor Fennell*, Vanderbilt	252
9.	Gabe Gaekle, Arkansas	229
10.	Jack Bennett*, Kentucky	187

* - Indicates stats from a previous non-SEC school are included

A ||| QUICK FACTS

GENERAL INFORMATION

Location.....	Fayetteville, Ark.
Founded.....	1871
Enrollment.....	34,000
Nickname.....	Razorbacks
School Colors.....	Cardinal (PMS 201) and White
Conference.....	Southeastern (SEC)
System President.....	Jay B. Silveria (Air Force, 1985)
Chancellor.....	Dr. Charles Robinson (Houston, 1987)
Athletics Director.....	Hunter Yurachek (Guilford, 1990)
Faculty Athletic Rep.....	Paul Adams (LSU, 1992)
Athletics Website.....	ArkansasRazorbacks.com
Athletic Department Phone.....	(479) 575-6533
Ticket Office Phone.....	(479) 575-5151

BAUM-WALKER STADIUM

Home Facility.....	Baum-Walker Stadium at George Cole Field
Capacity.....	11,121 (8,237 Chairbacks)
All-Time Record.....	755-259 (31 seasons, .745)
Largest Crowd (actual).....	12,167 vs. Missouri State (June 6, 2015)
Stadium Opening.....	April 13, 1996
Dedication.....	May 3, 1996
Field Dimensions.....	LL - 320, LC - 375, CF - 400, RC - 365, RL - 312
Surface.....	Hybrid Bermuda grass

COACHES & SUPPORT STAFF

Head Coach.....	Dave Van Horn (Arkansas, 1988)
Record at Arkansas.....	973-493 (24 seasons, .664)
Overall Division I Record.....	1,293-650 (32 seasons, .666)
Overall as a Head Coach.....	1,558-733 (38 seasons, .680)
DI Postseason Appearances (Total/at Arkansas).....	26/22
College World Series Appearances (Total/at Arkansas).....	10/8
(Neb: 2001, 2002; Ark: 2004, 2009, 2012, 2015, 2018, 2019, 2022, 2025)	
Assistant Coach/Recruiting Coordinator.....	Nate Thompson (Dallas Baptist, 2006)
Assistant Coach.....	Matt Hobbs (Missouri, 2002)
Assistant Coach.....	Bobby Wernes (Arkansas, 2018)
Student Assistant Coach.....	Hudson Polk (Arkansas, 2024)
Director of Operations.....	Clay Goodwin (Arkansas, 2005)
Director of Strength & Conditioning.....	Hunter Bell (Arkansas-Monticello, 2018)
Director of Pitching Development.....	Zach Barr (Arkansas, 2017)
Director of Baseball Analytics.....	DJ Baxendale (Arkansas, 2019)
Athletic Trainer.....	Corey Wood (East Carolina, 2008)
Equipment Manager.....	Mark Taylor (Ouachita Baptist, 1988)
Strength & Conditioning Assistant.....	Rocco Peppi (Fresno State, 2024)
Analytics Assistant.....	John McElroy (Arkansas, 2023)
Quality Control Coach.....	Matthew Schluterman (Arkansas, 2024)
Student Managers.....	Tyler McNeil, Anthony Sanchez, Crew Tidwell, Trip Wright
Bulpen Catcher.....	Hayden Schnitker
Analytics Intern.....	Jackson Handler
Sports Information Director.....	Oliver Grigg (Tulane, 2017)
Academics Director.....	Jonathan Burgess (Central Arkansas, 2015)
Sports Dietitian.....	Malikh Williams (Georgia Southern, 2022)
Sport Administrator.....	Dan Trump (Arkansas, 1992)
Administrative Assistant.....	Kelly Moore (Arkansas, 2004)

HISTORY

First Year of Arkansas Baseball.....	1897
Years of Varsity Baseball at Arkansas.....	104
(1897, 1901-03, 05, 08-16, 19-20, 22-29, 47-2026)	
All-Time Program Record.....	2,526-1,512-6 (.625)
All-Time Conference Record/Years.....	SEC: 534-456 (.539)/34
	SWC: 249-190 (.567)/23
	Combined: 783-646 (.548)/57
Conference Titles/Years.....	SEC Overall: 4/1999, 2004, 2021, 2023
	SEC Western Division: 9/1999, 2004, 2007, 2011, 2018, 2019, 2021, 2023, 2024
	SWC: 2/1989, 1990
Conference Tournament Record/Years.....	SEC: 43-49 (.467)/30
	SWC: 18-25 (.419)/14
	Combined: 61-74 (.452)/44
Conference Tournament Titles/Years.....	SEC: 1/2021
	SWC: 1/1985
NCAA Postseason Appearances.....	37
(1973, 79-80, 83, 85-90, 95-96, 98-99, 2002-15, 2017-19, 2021-26)	
NCAA Postseason Record.....	111-81 (.578)
College World Series Appearances.....	12
(1979, 1985, 1987, 1989, 2004, 2009, 2012, 2015, 2018, 2019, 2022, 2025)	
College World Series Record.....	20-24 (.455)
NCAA Super Regional Appearances.....	11
(2002, 2004, 2009, 2010, 2012, 2015, 2018, 2019, 2021, 2022, 2025)	
NCAA Super Regional Record.....	18-10 (.643)
NCAA Regional Appearances.....	36
NCAA Regional Record.....	73-48 (.603)
Overall NCAA Regional Hosts.....	11
(1999, 2004, 2006-07, 2010, 2017-19, 2021, 2023-25)	
Best NCAA Finish.....	1979 & 2018 National Runner-Up

TEAM INFORMATION

2025 Overall Record.....	50-15
Home.....	37-4
Away.....	8-7
Neutral.....	5-4
SEC Record.....	20-10
SEC Finish.....	2nd
SEC Tournament.....	T-5th
Postseason.....	College World Series
Lettermen Returning/Lost.....	13/19
Position Starters (including DH) Returning/Lost.....	3/5
Pitchers Returning/Lost.....	8/8
Newcomers/Redshirts.....	22/4

TOP RETURNING POSITION PLAYERS


Kuhio Aloy	OF	Jr.	317/404/539, 52 R, 15 2B, 13 HR, 70 RBI
Ryder Helfrick	C	So.305/.420/.616, 47 R, 10 2B, 15 HR, 38 RBI, 3 SB
Camden Kozeal	INF	Jr.333/.386/.539, 49 R, 18 2B, 15 HR, 62 RBI, 2 SB
Reese Robinett	INF	R-Jr.260/.400/.438, 16 R, 4 2B, 3 HR, 13 RBI, 1 SB
Nolan Souza	INF	So.250/.374/.427, 24 R, 5 2B, 4 HR, 22 RBI, 9 SB

TOP RETURNING PITCHERS

Parker Coil	LHP	Sr.	3-0, 1.27 ERA, 21.1 IP, 24 SO, 1 SV
Hunter Dietz	LHP	R-So.	0-0, 54.00 ERA, 0.2 IP, 2 SO
Steele Eaves	RHP	So.	1-0, 1.86 ERA, 9.2 IP, 10 SO
Colin Fisher	LHP	Jr.	3-0, 4.62 ERA, 25.1 IP, 31 SO
Gabe Gaeckle	RHP	So.	4-2, 4.42 ERA, 71.1 IP, 92 SO, 2 SV
Cole Gibler	LHP	So.	3-2, 3.99 ERA, 29.1 IP, 57 SO, 1 SV
Tate McGuire	RHP	Jr.	3-2, 4.55 ERA, 27.2 IP, 24 SO, 1 SV
Carson Wiggins	RHP	So.	1-1, 3.21 ERA, 14.0 IP, 20 SO, 3 SV

TOP NEWCOMERS

Mark Brissey	RHP	Fr.	Batesville, Ark. (Fayetteville HS)
Carson Brumbaugh	INF/RHP	Fr.	Edmond, Okla. (Edmond Santa Fe HS)
James DeCremer	RHP	R-So.	Phoenix, Ariz. (Oregon State)
Jackson Kircher	RHP	So.	Little Rock, Ark. (Oklahoma)
Ethan McElvain	LHP	Jr.	Thompson's Station, Tenn. (Vanderbilt)
Maika Niu	OF	Sr.	Mechanicsburg, Pa. (Marshall)
TJ Pompey	INF	Jr.	Coppell, Texas (Texas Tech)
Damian Ruiz	OF	R-Jr.	Livingston, Texas (Lamar)
Carter Rutenbar	UTL	Fr.	Midlothian, Texas (Midlothian Heritage HS)
Zack Stewart	OF	Sr.	Lebanon, Mo. (Missouri State)
Christian Turner	OF	Fr.	Haughton, La. (Haughton HS)



Arkansas catcher **Ryder Helfrick** slashed .305/.420/.616 with 15 home runs and 38 RBI in 2025 to help power the Hogs to their 12th College World Series appearance in program history.



Baseball America

May 25

1. UCLA
2. Georgia Tech
3. North Carolina
4. Georgia
5. Texas
6. Auburn
7. Oregon State
8. Southern Miss
9. Florida
- 10. Arkansas**
11. Florida State
12. West Virginia
13. Texas A&M
14. Kansas
15. Alabama
16. Mississippi State
17. Cincinnati
18. Oregon
19. Oklahoma State
20. Tennessee
21. Nebraska
22. USC
23. UC Santa Barbara
24. Arizona State
25. Ole Miss

D1Baseball

May 25

1. UCLA
2. Georgia Tech
3. Georgia
4. North Carolina
5. Auburn
6. Texas
7. Southern Miss
8. Oregon State
9. West Virginia
10. Florida
11. Texas A&M
12. Florida State
13. Kansas
- 14. Arkansas**
15. Oregon
16. Alabama
17. Mississippi State
18. Ole Miss
19. Oklahoma State
20. Nebraska
21. Jacksonville State
22. Arizona State
23. Tennessee
24. Cincinnati
25. Louisiana

NCBWA

May 25

1. UCLA
2. Georgia
3. Georgia Tech
4. North Carolina
5. Auburn
6. Texas
7. Southern Miss
8. Oregon State
9. Kansas
10. Oregon
11. West Virginia
12. Florida
13. Texas A&M
14. Florida State
- 15. Arkansas**
16. Mississippi State
17. Alabama
18. Nebraska
19. USC
20. Oklahoma State
21. Ole Miss
22. Arizona State
23. Jacksonville State
24. Tennessee
25. Coastal Carolina

Perfect Game

May 25

1. UCLA
2. North Carolina
3. Georgia Tech
4. Georgia
5. Texas
6. West Virginia
7. Florida State
8. Auburn
9. Oregon State
10. Southern Miss
11. Oregon
12. Texas A&M
13. Alabama
14. Florida
15. Nebraska
16. Kansas
- 17. Arkansas**
18. Mississippi State
19. USC
20. Cincinnati
21. Oklahoma State
22. Coastal Carolina
23. Mercer
24. Arizona State
25. Tennessee

USA Today Coaches

May 25

1. UCLA
2. Georgia Tech
3. Georgia
4. North Carolina
5. Texas
6. Auburn
7. Southern Miss
8. Oregon State
9. Florida State
10. Texas A&M
11. West Virginia
12. Oregon
- 13. Arkansas**
14. Florida
15. Kansas
16. Alabama
17. Mississippi State
18. Nebraska
19. Southern California
20. Ole Miss
21. Oklahoma State
22. Arizona State
23. Jacksonville State
24. Cincinnati
25. Tennessee

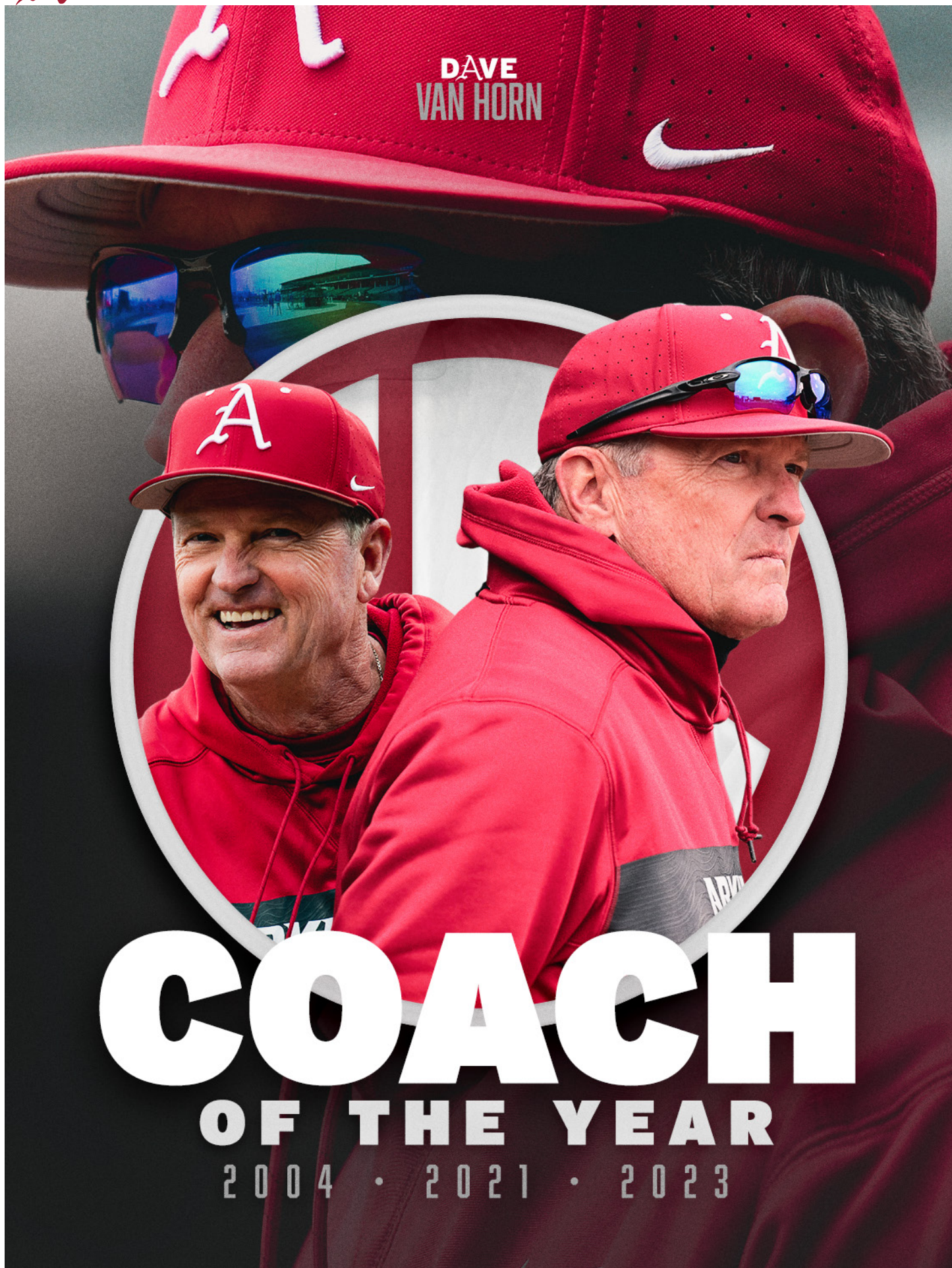
ARKANSAS IN THE POLLS

	BA	D1Baseball	NCBWA	Perfect Game	USA Today
Preseason	10	7	5	4	5
Feb. 17	10	8	8	4	5
Feb. 23	9	6	6	4	6
March 2	9	6	8	9	9
March 10	8	5	6	7	6
March 16	5	4	5	5	7
March 23	5	4	6	4	6
March 30	16	17	15	19	16
April 6	22	22	23	NR	22
April 13	14	16	18	NR	17
April 20	18	24	21	NR	24
April 27	16	22	19	NR	22
May 4	14	17	16	23	18
May 11	10	12	12	21	14
May 18	10	12	13	17	13
May 25	10	14	15	17	13
June 2					
Final					

BA - Baseball America
 D1 - D1Baseball
 PG - Perfect Game
 USA Today - USA Today Coaches Poll
 NCBWA - National Collegiate Baseball Writers Association



||| HEAD COACH DAVE VAN HORN



DAVE
VAN HORN

COACH

OF THE YEAR

2004 • 2021 • 2023



Dave Van Horn, the three-time SEC Coach of the Year, has elevated Arkansas into one of the nation's premier college baseball programs ever since returning to his alma mater to take over for legendary head baseball coach Norm DeBriyn.

In his 24th season as head coach in 2026, Van Horn, the second-winningest coach in Arkansas baseball history, has led the Razorbacks to eight College World Series appearances, including a runner-up finish (2018) and five top-five finishes (2009, 2012, 2018, 2022 & 2025), 22 NCAA Tournament berths, three SEC overall titles (2004, 2021 & 2023), eight SEC Western Division championships, one SEC Tournament title (2021) and 973 overall wins, including 390 SEC victories.

Van Horn, whose 1,558 career wins are the most among all active Division I head coaches, is one of only five head coaches in college baseball history with 300 or more SEC wins in their career. He is also just the fourth coach in college baseball history, and only the third active coach, to win 900 games at an SEC program, along with Mississippi State Ron Polk, Vanderbilt's Tim Corbin and Ole Miss' Mike Bianco.

Year in and year out, Van Horn has produced nationally competitive teams and developed elite-level student-athletes on and off the field, including three Golden Spikes Award winners in outfielder Andrew Benintendi (2015), pitcher Kevin Koppes (2021) and infielder Wehiwa Aloy (2025), two and Dick Howser Trophy winners in Benintendi (2015) and Koppes (2021) as well as countless All-Americans, All-SEC performers and professional baseball players.

Under Van Horn's guidance, the Razorbacks boast 39 All-America honorees, 59 All-SEC selections and 155 Major League Baseball draft picks – and counting.

HOGS VS. 2026 OPPONENTS UNDER DVH

	W-L	Home	Away	Neutral
Alabama	41-31	21-9	18-18	2-4
Arkansas State	6-1	6-1	0-0	0-0
Auburn	43-26	20-10	20-16	3-0
Florida	32-29	15-9	11-16	6-4
Georgia	26-25	15-9	10-13	1-3
Kansas	8-2	8-1	0-1	0-0
Kentucky	32-17	16-5	16-11	0-1
Little Rock	8-2	8-2	0-0	0-0
Mississippi State	40-30	22-14	16-14	2-2
Missouri	22-5	13-2	9-3	0-0
Missouri State	23-13	14-9	8-4	1-0
Northeastern	0-0	0-0	0-0	0-0
Northern Colorado	9-1	9-1	0-0	0-0
Northwestern State	6-1	6-1	0-0	0-0
Oklahoma	5-5	3-2	2-2	0-1
Oklahoma State	9-7	2-3	4-2	3-2
Ole Miss	41-46	19-20	15-18	7-8
Oral Roberts	20-6	14-3	5-3	1-0
South Carolina	37-25	17-10	16-11	4-4
Stetson	2-2	2-2	0-0	0-0
Tarleton State	1-0	0-0	0-0	1-0
Tennessee	35-15	19-6	12-8	4-1
Texas	12-5	5-0	2-3	5-2
TCU	5-4	2-2	0-0	3-2
Texas Tech	8-1	3-0	0-0	5-1
UAPB	8-0	6-0	0-0	2-0
UCA	7-0	6-0	0-0	1-0
UT Arlington	7-1	2-1	2-0	3-0
Xavier	3-0	3-0	0-0	0-0

PERSONAL

Born: Sept. 17, 1960
 Hometown: Kansas City, Mo.
 Alma Mater: Arkansas (1988)
 Masters of Science: East Texas A&M (1992)
 Wife: Karen; Children: Hollan, Mariel
 Named Head Coach at Arkansas: June 21, 2002

COACHING HISTORY

2003-pres. Arkansas (Head Coach)
 1998-2002 Nebraska (Head Coach)
 1995-97 Northwestern State (Head Coach)
 1994 Central Missouri State (Head Coach)
 1989-93 Texarkana Community College (Head Coach)
 1985-88 Arkansas (Graduate Assistant)

PLAYING HISTORY

1982-84 Atlanta Braves organization
 1982 Arkansas
 1980-81 McLennan Community College

MLB DRAFT HISTORY

1982 MLB Draft: 10th Round (Atlanta Braves)
 1981 MLB Draft: 10th Round (Chicago White Sox)

COACHING HONORS

2023 SEC Coach of the Year
 2021 SEC Coach of the Year
 2004 SEC Coach of the Year
 2001 Baseball America National Coach of the Year
 2001 Big 12 Coach of the Year
 2001 ABCA Midwest Region Coach of the Year
 2000 ABCA Midwest Region Coach of the Year
 1997 Southland Coach of the Year
 1995 Southland Coach of the Year
 1994 NCAA Division II Coach of the Year
 1994 ABCA Central Region Coach of the Year

HALL OF FAME & CAREER HONORS

2026 McLennan Community College Jersey Retirement
 2024 University of Arkansas Sports Hall of Honor
 2019 Arkansas Sports Hall of Fame
 2013 Winnetonka High School Hall of Fame
 2012 Ban Johnson League Hall of Fame
 2001 Central Missouri State Hall of Fame

VAN HORN'S CAREER NUMBERS

Year	School	Record	Pct.	Conf.	Place	Conf. Tourn.	NCAA
1989	Texarkana CC	39-18	.684	N/A	N/A	N/A	--
1990	Texarkana CC	44-14	.759	N/A	N/A	N/A	--
1991	Texarkana CC	45-12	.789	N/A	N/A	N/A	--
1992	Texarkana CC	48-10	.827	N/A	1st	N/A	--
1993	Texarkana CC	38-18	.678	N/A	N/A	N/A	--
<i>Total</i>		<i>214-72</i>	<i>.748</i>	<i>--</i>	<i>--</i>	<i>--</i>	<i>--</i>
1994	Central Missouri St.	51-11	.823	15-1	1st (Div.)	1st (4-1)	NCAA DII Champs (7-1)
<i>Total</i>		<i>51-11</i>	<i>.823</i>	<i>15-1</i>	<i>--</i>	<i>1 (4-1)</i>	<i>1 (7-1)</i>
1995	Northwestern St.	37-15	.711	19-5	1st	DNP (0-2)	--
1996	Northwestern St.	34-27	.557	14-16	2nd (Div.)	2nd (3-2)	--
1997	Northwestern St.	35-23	.603	19-9	1st	DNP (0-2)	--
<i>Total</i>		<i>106-65</i>	<i>.620</i>	<i>52-30</i>	<i>--</i>	<i>3 (3-6)</i>	<i>--</i>
1998	Nebraska	24-20	.545	10-13	7th	DNQ	DNQ
1999	Nebraska	42-18	.700	16-9	5th	1st (4-0)	NCAA (1-2)
2000	Nebraska	51-17	.750	21-9	2nd	1st (5-1)	NCAA (4-2)
2001	Nebraska	50-16	.758	20-8	1st	1st (4-0)	CWS (5-2)
2002	Nebraska	47-21	.691	16-11	2nd	2nd (3-1)	CWS (5-3)
<i>Total</i>		<i>214-92</i>	<i>.699</i>	<i>67-39</i>	<i>--</i>	<i>4 (16-2)</i>	<i>4 (15-9)</i>
2003	Arkansas	35-22	.612	14-16	6th West	T-7th (0-2)	NCAA (1-2)
2004	Arkansas	45-24	.652	19-11	T-1st Overall	4th (2-2)	CWS (6-3)
2005	Arkansas	39-22	.636	13-17	T-5th West	T-7th (0-2)	NCAA (2-2)
2006	Arkansas	39-21	.650	18-12	2nd West	T-7th (0-2)	NCAA (1-2)
2007	Arkansas	43-21	.672	18-12	1st West	2nd (3-1)	NCAA (2-2)
2008	Arkansas	34-24	.586	14-15	4th West	DNQ	NCAA (0-2)
2009	Arkansas	41-24	.631	14-15	4th West	4th (2-2)	CWS (7-2)
2010	Arkansas	43-21	.672	18-12	2nd West	T-7th (0-2)	NCAA (3-3)
2011	Arkansas	40-22	.645	15-15	1st West	T-3rd (2-2)	NCAA (2-2)
2012	Arkansas	46-22	.676	16-14	T-2nd West	T-9th (0-2)	CWS (7-3)
2013	Arkansas	39-22	.639	18-11	2nd West	T-3rd (2-1)	NCAA (2-2)
2014	Arkansas	40-25	.615	16-14	4th West	T-3rd (3-2)	NCAA (2-2)
2015	Arkansas	40-25	.615	17-12	3rd West	T-5th (2-2)	CWS (5-3)
2016	Arkansas	26-29	.473	7-23	7th West	DNQ	DNQ
2017	Arkansas	45-19	.703	18-11	2nd West	2nd (3-2)	NCAA (3-2)
2018	Arkansas	48-21	.696	18-12	T-1st West	T-3rd (2-1)	CWS Runner-Up (9-3)
2019	Arkansas	46-20	.697	20-10	T-1st West	T-5th (1-2)	CWS (5-3)
2020	Arkansas	11-5	.688	--	--	--	--
2021	Arkansas	50-13	.794	22-8	1st Overall	1st (4-0)	NCAA (4-3)
2022	Arkansas	46-21	.687	18-12	2nd West	T-7th (0-2)	CWS (8-3)
2023	Arkansas	43-18	.705	20-10	T-1st Overall	T-3rd (2-1)	NCAA (2-2)
2024	Arkansas	44-16	.733	20-10	1st West	T-7th (0-2)	NCAA (1-2)
2025	Arkansas	50-15	.769	20-10	2nd	T-5th (0-1)	CWS (7-2)
2026	Arkansas	40-21	.656	17-13	T-6th	2nd (3-1)	TBD (1-1)
<i>Total</i>		<i>973-493</i>	<i>.664</i>	<i>390-295</i>	<i>--</i>	<i>21 (31-34)</i>	<i>22 (80-51)</i>
<i>Career Totals</i>		<i>1,558-733</i>	<i>.680</i>	<i>524-365</i>	<i>--</i>	<i>54-43 (.557)</i>	<i>102-61 (.6267)</i>


A ||| THE ARKANSAS RAZORBACKS



CARSON BRUMBAUGH
Fr. • 6-3 • 215 • R/R
INF/RHP • Edmond, Okla.



NOLAN SOUZA
Jr. • 6-3 • 215 • L/R
INF • Honolulu, Hawai'i



MAIKA NIU
Sr. • 6-1 • 190 • R/R
OF • Mechanicsburg, Pa.



TJ POMPEY
Jr. • 6-4 • 215 • R/R
INF • Coppel, Texas



CAMDEN KOZEAL
Jr. • 5-10 • 205 • L/R
INF • Omaha, Neb.



ALEXANDER PECK
Fr. • 6-4 • 205 • R/R
INF • Franklin, Tenn.



LUKE CORNELISON
Fr. • 6-1 • 205 • R/R
INF/RHP • Springdale, Ark.



CARTER RUTENBAR
Fr. • 5-11 • 195 • L/R
UTL • Midlothian, Texas



STEELE EAVES
So. • 6-0 • 210 • R/R
RHP • Lonoke, Ark.



MARK BRISSEY
Fr. • 6-3 • 215 • R/R
RHP • Batesville, Ark.




JACKSON KIRCHER
So. • 6-4 • 215 • R/R
RHP • Little Rock, Ark.




CHRISTIAN TURNER
Fr. • 6-0 • 180 • L/R
C • Haughton, La.



ZACK STEWART
Sr. • 6-2 • 220 • L/R
OF • Lebanon, Mo.



REESE ROBINETT
R-Jr. • 6-3 • 220 • L/R
INF • Kennett, Mo.



CARSON WILLIS
R-Fr. • 5-11 • 205 • R/R
C • Hot Springs, Ark.




GABE GAECKLE
Jr. • 6-0 • 190 • R/R
RHP • Aptos, Calif.



BRENTON CLARK
R-Fr. • 5-11 • 195 • L/R
OF • Texarkana, Texas




PEYTON LEE
Fr. • 6-5 • 205 • R/R
RHP • Maumelle, Ark.




LONDON SCHAEFER
Fr. • 6-3 • 190 • R/R
OF • Fayetteville, Ark.



KUHIO ALOY
Jr. • 6-1 • 205 • R/R
INF • Wailuku, Hawai'i




TATE MCGUIRE
Jr. • 6-3 • 215 • R/R
RHP • Liberty, Mo.



RYDER HELFRICK
Jr. • 6-1 • 210 • R/R
C • Discovery Bay, Calif.



JORDAN MARTIN
Fr. • 6-6 • 225 • R/R
RHP • Jefferson City, Mo.




COLE GIBLER
So. • 6-2 • 205 • L/L
LHP • Blue Springs, Mo.



HUNTER DIETZ
R-So. • 6-6 • 235 • L/L
LHP • Trinity, Fla.



ETHAN MCELVAIN
Jr. • 6-4 • 250 • S/L
LHP • Thompson's Station, Tenn.



PARKER COIL
Sr. • 6-3 • 195 • R/L
LHP • Edmond, Okla.




COLIN FISHER
Jr. • 6-3 • 225 • L/L
LHP • Noble, Okla.




JAMES DeCREMER
R-So. • 6-1 • 205 • R/R
RHP • Phoenix, Ariz.



DAMIAN RUIZ
R-Jr. • 6-0 • 190 • R/R
OF • Livingston, Texas



CARSON WIGGINS
So. • 6-5 • 215 • R/R
RHP • Roland, Okla.




TYE BRISCOE
Fr. • 5-11 • 195 • L/L
LHP • Abilene, Texas




COOPER DOSSETT
R-Jr. • 6-0 • 210 • R/R
RHP • Springdale, Ark.



BRENDAN KLEIMAN
Grad. • 5-10 • 190 • R/R
C • Olney, Md.



DAVE VAN HORN
Head Coach
24th Season



NATE THOMPSON
Assistant Coach
9th Season



MATT HOBBS
Assistant Coach
8th Season



BOBBY WERNES
Assistant Coach
6th Season



HUDSON POLK
Offensive Analyst
2nd Season



CLAY GOODWIN
Director of Operations
19th Season



HUNTER BELL
Strength & Conditioning
4th Season



ZACH BARR
Pitching Development
9th Season



DJ BAXENDALE
Baseball Analytics
7th Season



No.	Player	Pos.	Yr.	Ht.	Wt.	B/T	Hometown / High School / Previous School
1	Carson Brumbaugh	INF/RHP	Fr.	6-3	215	R/R	Edmond, Okla. / Edmond Santa Fe HS
3	Nolan Souza	INF	Jr.	6-3	215	L/R	Honolulu, Hawai'i / Punahou School
4	Maika Niu	OF	Sr.	6-1	190	R/R	Mechanicsburg, Pa. / Trinity HS / New Orleans / Marshall
5	TJ Pompey	INF	Jr.	6-4	215	R/R	Coppell, Texas / Coppell HS / Texas Tech
8	Camden Kozeal	INF	Jr.	5-10	205	L/R	Omaha, Neb. / Millard South HS / Vanderbilt
9	Alexander Peck	INF	Fr.	6-4	205	R/R	Franklin, Tenn. / University School of Nashville
11	Luke Cornelison	INF/RHP	Fr.	6-1	205	R/R	Springdale, Ark. / Har-Ber HS
12	Carter Rutenbar	UTL	Fr.	5-11	195	L/R	Midlothian, Texas / Midlothian Heritage HS
13	Steele Eaves	RHP	So.	6-0	210	R/R	Lonoke, Ark. / Lonoke HS
14	Mark Brissey	RHP	Fr.	6-3	215	R/R	Batesville, Ark. / Fayetteville HS
15	Jackson Kircher	RHP	So.	6-4	215	R/R	Little Rock, Ark. / Little Rock Christian Academy / Oklahoma
16	Christian Turner	OF	Fr.	6-0	180	L/R	Haughton, La. / Haughton HS
17	Zack Stewart	OF	Sr.	6-2	220	L/R	Lebanon, Mo. / Lebanon HS / Missouri State
18	Reese Robinett	INF	R-Jr.	6-3	220	L/R	Kennett, Mo. / Kennett HS
19	Carson Willis	C	R-Fr.	5-11	205	R/R	Hot Springs, Ark. / P27 Academy
20	Gabe Gaeckle	RHP	Jr.	6-0	190	R/R	Aptos, Calif. / Aptos HS
21	Brenton Clark	OF	R-Fr.	5-11	195	L/R	Texarkana, Texas / Pleasant Grove HS
22	Peyton Lee	RHP	Fr.	6-5	205	R/R	Maumelle, Ark. / Maumelle HS
24	Landon Schaefer	OF	Fr.	6-3	190	R/R	Fayetteville, Ark. / Fayetteville HS
25	Kuhio Aloy	OF	Jr.	6-1	205	R/R	Wailuku, Hawai'i / H.P. Baldwin HS / BYU
26	Tate McGuire	RHP	Jr.	6-3	215	R/R	Liberty, Mo. / Liberty North HS
27	Ryder Helfrick	C	Jr.	6-1	210	R/R	Discovery Bay, Calif. / Clayton Valley Charter HS
28	Jordan Martin	RHP	Fr.	6-6	225	R/R	Jefferson City, Mo. / Jefferson City HS
29	Cole Gibler	LHP	So.	6-2	205	L/L	Blue Springs, Mo. / Blue Springs HS
32	Hunter Dietz	LHP	R-So.	6-6	235	R/L	Trinity, Fla. / Calvary Christian HS
33	Ethan McElvain	LHP	Jr.	6-4	250	S/L	Thompson's Station, Tenn. / Nolensville HS / Vanderbilt
36	Parker Coil	LHP	Sr.	6-3	195	R/L	Edmond, Okla. / Edmond Memorial HS
38	Colin Fisher	LHP	Jr.	6-3	225	L/L	Noble, Okla. / Noble HS
40	James DeCremer	RHP	R-So.	6-1	205	R/R	Phoenix, Ariz. / Brophy College Prep / Oregon State
42	Damian Ruiz	OF	R-Jr.	6-0	190	R/R	Livingston, Texas / Livingston HS / Houston Christian / Lamar
44	Carson Wiggins	RHP	So.	6-5	215	R/R	Roland, Okla. / Roland HS
45	Tye Briscoe	LHP	Fr.	5-11	195	L/L	Abilene, Texas / Wylie HS
48	Cooper Dossett	RHP	R-Jr.	6-0	210	R/R	Springdale, Ark. / Har-Ber HS
55	Brendan Kleiman	C	Grad.	5-10	190	R/R	Olney, Md. / Sherwood HS / Frederick CC / Eastern Michigan

Coaches & Support Staff

Head Coach:	2 Dave Van Horn, 24th Season (Arkansas, 1988)
Assistant Coach/Recruiting Coordinator:	30 Nate Thompson, 9th Season (Dallas Baptist, 2006)
Assistant Coach:	47 Matt Hobbs, 8th Season (Missouri, 2002)
Assistant Coach:	7 Bobby Wernes, 6th Season (Arkansas, 2016)
Offensive Analyst:	6 Hudson Polk, 2nd Season (Arkansas, 2024)
Director of Operations:	Clay Goodwin, 19th Season (Arkansas, 2005)
Director of Strength & Conditioning:	Hunter Bell, 4th Season (Arkansas-Monticello, 2018)
Director of Pitching Development:	Zach Barr, 9th Season (Arkansas, 2017)
Director of Baseball Analytics:	DJ Baxendale, 7th Season (Arkansas, 2012)
Athletic Trainer:	Corey Wood, 15th Season (East Carolina, 2008)
Equipment Manager:	Mark Taylor, 35th Season (Ouachita Baptist, 1988)
Strength & Conditioning Assistant:	Rocco Peppi (Fresno State, 2024)
Analytics Assistant:	John McElroy (Arkansas, 2023)
Quality Control Coach:	Matthew Schluterman (Arkansas, 2024)
Student Managers:	Tyler McNiel, Anthony Sanchez, Crew Tidwell, Trip Wright
Bullpen Catcher:	Hayden Schnitker
Analytics Intern:	Jackson Handler
Sports Information Director:	Oliver Grigg, 6th Season (Tulane, 2017)
Academics Director:	Jonathan Burgess, 5th Season (Central Arkansas, 2015)
Sports Dietitian:	Malikh Williams, 1st Season (Georgia Southern, 2022)
Sport Administrator:	Dan Trump, 1st Season (Cal, 1992)
Administrative Assistant:	Kelly Moore, 23rd Season (Arkansas, 2004)

Pronunciation Guide

Kuhio Aloy	koo-hee-oh ah-loy
James DeCremer	deh-kramer
Hunter Dietz	deets
Cooper Dossett	dah-sit
Gabe Gaeckle	gack-uhl
Jacob Imoto	ee-moto
Jackson Kircher	kerr-sure
Camden Kozeal	koe-zhull
Ethan McElvain	mackel-vain
Maika Niu	micah new
TJ Pompey	pomp-ee
Nolan Souza	sue-zuh
Bobby Wernes	wer-niss



THE STARTERS

#27 RYDER HELFRICK C JR. .282/.421/.546

SEC All-Defensive Team ... Team leader in walks (55) ... Second in runs scored (53), home runs (16) and RBI (50) ... Team-best 26-game reached base streak ... Homered twice vs. Oklahoma State (Feb. 13) at Globe Life Field on Opening Day ... First Hog with multiple homers on Opening Day since OF Heston Kjerstad in 2020 ... Connected on third homer of the season against Xavier (Feb. 21) before belting his fourth in the series finale against Xavier (Feb. 22) ... Homered in the series finale against Florida (March 29) ... Three hits, including a homer, at #18 Auburn (April 2) ... Second multi-homer game of the season at #18 Auburn (April 3) ... Hit game-winning home run in eighth against #6 Auburn (May 23) in SEC Tournament to send Arkansas to the championship game ... In 2025, played in 61 games with 56 starts ... Slashed .305/.420/.616 with 15 home runs and 38 RBI ... 58 hits with 10 doubles and two triples ... 32 walks ... 14 multi-hit games and 11 multi-RBI games ... Season-long 10-game hitting streak and 17-game reached base streak.

#18 REESE ROBINETT 1B R-JR. .244/.361/.360

Tied for third on the team in doubles (13) ... Doubled twice vs. Tarleton State (Feb. 16) at Globe Life Field in the Amegy Bank College Baseball Series ... Swatted his first home run of the season against Stetson (March 9) ... Collected an RBI in the series opener against Florida (March 27) ... In 2025, played in 32 games with 18 starts (all at first base) ... Slashed .260/.400/.438 with three home runs and 13 RBI ... Scored 16 runs on the year ... Totaled 19 hits, including four doubles ... Drew 16 walks ... Recorded three multi-hit games and two multi-RBI games.

#3 NOLAN SOUZA 2B JR. .266/.359/.388

Second on the team in doubles (15) ... Fourth in stolen bases (14) ... Two hits, including a double, vs. Oklahoma State (Feb. 13) at Globe Life Field on Opening Day ... Three RBI against Stetson (March 7) ... Two hits, including a double, against #3 Mississippi State (March 13) on SEC Opening Day ... Three hits, including a homer, at South Carolina (March 22) ... Three RBI in the series-clinching win at #8 Alabama (April 10) ... In 2025, played in 32 games with 28 starts (all at second base) before a season-ending injury ... Slashed .250/.374/.427 with four homers and 22 RBI ... 24 hits, including five doubles ... 19 walks ... 9-for-9 on stolen base attempts ... Five multi-hit games and six multi-RBI games.

#5 TJ POMPEY 3B JR. .266/.350/.537

First on the team in steals (18) ... Third on the team in homers (15) ... Two hits and an RBI in Razorback debut vs. Oklahoma State (Feb. 13) at Globe Life Field ... Swatted first homer as a Hog against Oral Roberts (March 3) ... Walk-off solo shot against #3 Mississippi State (March 13) on SEC Opening Day ... Two-run homer at South Carolina (March 20) ... Homered twice, including a grand slam, against UCA (March 24) ... Hit a two-run homer at #8 Alabama (April 10) in the series opener before a three-hit, four-RBI day, including a three-run homer, in the series-clinching win at #8 Alabama (April 11) ... Named SEC Player of the Week after his six-RBI weekend at #8 Alabama (April 10-12) ... Hit a three-run home run against #17 Ole Miss ... Recorded his second multi-home run game of the season against #24 Oklahoma (May 10) ... Texas Tech transfer ... Played in 19 games with 18 starts before a season-ending injury in 2025 ... Slashed .348/.397/.623 with five homers and 15 RBI ... 24 hits, including four doubles ... 5-for-5 in stolen bases.

#8 CAMDEN KOZEAL SS JR. .321/.410/.667

Team leader in runs scored (57), hits (76), doubles (17), triples (2), home runs (20), RBI (70) and total bases (158) ... Leads the Hogs in multi-hit games (24) and multi-RBI games (21) ... Homered vs. Oklahoma State (Feb. 14) at Globe Life Field on Opening Day ... Hit game-tying solo shot in the ninth inning vs. Texas Tech (Feb. 16) at Globe Life Field ... Hit a three-run homer in the home opener against Xavier (Feb. 20) ... Hit for the cycle against Xavier (Feb. 21), becoming the third Razorback in the DVH era to accomplish the feat ... Blasted a three-run home run against UT Arlington (Feb. 28) ... Hit a grand slam and had five RBI at Missouri State (March 31) ... Doubled and homered at #8 Alabama (April 10) ... Grand slam in opener against #24 Oklahoma (May 8) ... Belted his 17th home run of the season at Kentucky (May 15) ... Two homers and five RBI vs. #5 Texas (May 22) in the quarterfinal round of the SEC Tournament ... In 2025, earned All-SEC honors ... Played in 60 games with 55 starts, slashing .333/.386/.606 with 15 homers and 62 RBI ... 77 hits with 18 doubles ... Recorded 23 multi-hit games and 16 multi-RBI games.

#42 DAMIAN RUIZ LF R-JR. .314/.451/.459

Third on the team in stolen bases (16) ... Had a hit and scored a run in his Razorback debut vs. Oklahoma State (Feb. 13) at Globe Life Field on Opening Day ... Drew a career-high four walks and reached base in all six plate appearances vs. Texas Tech (Feb. 15) at Globe Life Field ... Reached base in 13 consecutive plate appearances vs. Oklahoma State, #10 TCU, Texas Tech and Tarleton State (Feb. 13-16), longest streak by a Hog in the DVH era ... Hit first home run as a Razorback in double midweek series opener against Northern Colorado (March 17) ... Homered in consecutive games at South Carolina (March 20-21) ... Belted fourth home run of the season against #5 Georgia (April 17) ... Lamar transfer ... 2025 Southland Conference Hitter of the Year ... Slashed .388/.511/.607 with seven homers and 46 RBI ... Scored 76 runs, breaking the program's single-season record ... Team-leading 83 hits, including 22 doubles and two triples ... Drew 50 walks ... 14-of-15 in stolen base attempts ... 25 multi-hit games ... Broke program's single-season record for longest hitting streak (32 games) and reached base streak (49 games).

#4 MAIKA NIU CF SR. .261/.332/.454

Second on the team in multi-hit games (19) and stolen bases (17) ... Third in RBI (49) ... Two hits, including a walk-off three-run homer, and four RBI in Razorback debut vs. Oklahoma State (Feb. 13) at Globe Life Field ... Three-run homer against UT Arlington (Feb. 28) ... Hit two homers and matched career high with six RBI at South Carolina (March 20) ... Hit the walk-off homer in the series-opening run-rule win against Oklahoma (May 8) ... Four hits, including two doubles, and four RBI against Missouri State (May 29) in the NCAA Lawrence Regional opener ... Marshall transfer ... Played in 54 games in 2025, slashing .276/.343/.560 with a team-high 15 home runs and 52 RBI ... Scored a team-leading 55 runs ... 67 hits with 14 doubles and five triples ... 14-for-15 in steals ... MVP of Cape Cod Baseball League, slashing .280/.364/.508 with a league-leading eight homers and 23 RBI in 35 games for Falmouth Commodores.

#17 ZACK STEWART RF SR. .262/.389/.543

Fourth on the team in home runs (13) ... Swatted first homer as a Hog against Xavier (Feb. 22) ... Belted second homer against Arkansas State (Feb. 24) ... Hit third home run of the campaign against Oral Roberts (March 3) ... Swatted his fourth home run of the season against #3 Mississippi State (March 13) on SEC Opening Day, finishing the game with two RBI ... Recorded the 200th hit of his collegiate career on a double at South Carolina (March 22) ... Hit 50th homer of collegiate career against Little Rock (April 7) ... Belted the go-ahead two-run home run in the series-opening win against Missouri (April 23) ... Hit hit 10th home run of the season at Kentucky (May 15), securing the fourth double-digit home run season of his collegiate career ... Four hits, including two doubles and home run, and four RBI in the series finale at Kentucky (May 16) ... Hit two home runs vs. #23 Tennessee (May 20) in the second round of the SEC Tournament ... Missouri State transfer ... In 2025, played in 51 games with 50 starts ... Slashed .269/.371/.495 with 11 homers and 31 RBI ... 48 hits with eight doubles ... 27 walks ... 12 multi-hit games and eight multi-RBI games ... Fourth player in Missouri State history with three double-digit home run seasons.

#25 KUHIO ALOY DH JR. .293/.351/.486

Suffered a broken hamate bone in left hand vs. #23 Tennessee (May 20) in the SEC Tournament ... Was fifth on the team in home runs (9) and fourth in RBI (41) at time of injury ... Two hits and two RBI vs. Oklahoma State (Feb. 13) at Globe Life Field on Opening Day ... Blasted first homer of the season vs. #10 TCU (Feb. 14) at Globe Life Field ... Walk-off single against Xavier (Feb. 21) ... Three hits at #8 Alabama (April 11) and against #5 Georgia (April 18) ... In 2025, became 38th All-American in program history, earning honors from the College Baseball Foundation, ABCA/Rawlings and NCBAWA ... Semifinalist for the Dick Howser Trophy ... Earned first-team All-SEC honors ... Played in 61 games with 60 starts ... Slashed .317/.404/.539 with 13 homers and a team-high 70 RBI ... 77 hits with 15 doubles ... 20 multi-hit games and a team-best 19 multi-RBI games ... Season-long 12-game hitting streak and 21-game reached base streak.

THE BENCH

#1 CARSON BRUMBAUGH INF FR.

Has played in 18 games with 15 starts ... One appearance on the mound ... First collegiate hit vs. #10 TCU (Feb. 14) at Globe Life Field ... Two doubles and first collegiate RBI against UT Arlington (March 1) ... Doubled and drove in a run against Stetson (March 6) ... Attended Edmond Santa Fe High School in Edmond, Okla. ... Ranked by Perfect Game as the No. 77 overall prospect and No. 31 shortstop in the class of 2025 ... No. 3 overall prospect and No. 3 shortstop in Oklahoma by Perfect Game ... Father, Cliff, played in the MLB for the Texas Rangers (2001) and Colorado Rockies (2001) ... Brother, Cayden, currently plays at Oklahoma after beginning his collegiate career at Oklahoma State (2022) and Nebraska (2023-25).

#9 ALEXANDER PECK INF FR.

Has played in 16 games with four starts ... Slashing .120/.214/.280 with a home run in two RBI ... Made collegiate debut as a pinch hitter vs. #10 TCU (Feb. 14) at Globe Life Field ... Collected first hit as a pinch hitter against UT Arlington (March 1) ... Made SEC debut at South Carolina (March 20), drawing a walk and scoring a run ... Made first SEC start at first base at #8 Alabama (April 1) ... Hit first career home run against #24 Oklahoma (May 8) ... Started at first base in series-clinching win against #24 Oklahoma (May 9) and doubled ... Attended University School of Nashville in Nashville, Tenn. ... Ranked by Perfect Game as the No. 175 overall prospect and No. 52 shortstop in the class of 2025 ... No. 4 overall prospect and No. 2 shortstop in Tennessee by Perfect Game.

#11 LUKE CORNELISON INF FR.

Has played in two games ... Four appearances on the mound ... Made his collegiate debut as a defensive sub against UT Arlington (Feb. 27) ... Attended Har-Ber High School in Springdale, Ark. ... Ranked by Perfect Game as the No. 261 overall prospect and No. 18 third baseman in the class of 2025 ... No. 5 overall prospect and No. 1 third baseman in Arkansas by Perfect Game.

#12 CARTER RUTENBAR C FR.

Has played in 51 games with 38 starts ... Slashing .286/.414/.395 with 10 doubles, two home runs and 18 RBI ... Made collegiate debut and first collegiate start vs. Texas Tech (Feb. 15) at Globe Life Field, collecting his first hit ... Recorded first collegiate RBI against UT Arlington (March 1) ... Doubled and drove in a run against Stetson (March 7) ... Made first start in right against Stetson (March 8) and drew three walks ... Four hits in a start as designated hitter against Stetson (March 9) ... Made his SEC debut in a start at first base against #3 Mississippi State (March 13) on SEC Opening Day ... RBI double in a start as designated hitter against Florida (March 27) ... Recorded consecutive multi-hit games at #18 Auburn (April 2-3) ... Hit second home run of the season against #5 Georgia (April 16) ... Attended Midlothian Heritage High School in Midlothian, Texas ... Ranked by Perfect Game as the No. 451 overall prospect and No. 46 catcher in the class of 2025 ... No. 42 overall prospect and No. 3 catcher in Texas by Perfect Game.

#16 CHRISTIAN TURNER OF FR.

Has played in 35 games with 11 starts ... Slashing .250/.345/.438 with one double, one triple, two home runs and 10 RBI ... Made collegiate debut vs. Oklahoma State (Feb. 13) at Globe Life Field, walking and scoring a run ... First collegiate start came vs. Texas Tech (Feb. 15) at Globe Life Field ... Recorded first collegiate hit vs. Tarleton State (Feb. 16) ... Made SEC debut as a defensive sub against Mississippi State (March 13) on SEC Opening Day ... Pinch-hit double against Florida (March 28) ... 3-for-5 with his first career home run and a career-high three RBI in a start at Missouri State (March 31) ... Two RBI at #18 Auburn (April 4) ... RBI at Alabama (April 11) ... Blasted a walk-off two-run home run in the series-clinching win against #17 Ole Miss (May 3) ... Attended Houghton High School in Houghton, La. ... Ranked by Perfect Game as the No. 388 overall prospect and No. 76 outfielder in the class of 2025 ... No. 4 overall prospect and No. 2 outfielder in Louisiana by Perfect Game ... Named to ABCA/Rawlings High School All-America Third Team as a senior in 2025.

#19 CARSON WILLIS C R-FR.

Has played in one game ... Made collegiate debut in a start against Arkansas State (Feb. 24), drawing a walk ... Redshirt season as a true freshman in 2025 ... Attended P27 Academy in Lexington, S.C. ... Ranked by Perfect Game as the No. 412 overall prospect and No. 45 catcher in the class of 2024 ... No. 6 overall prospect and No. 3 catcher in South Carolina by Perfect Game.

#24 LANDON SCHAEFER INF/OF FR.

Has played in eight games with one start ... Made collegiate debut as a pinch runner in the second game of the doubleheader against #3 Mississippi State (March 14), recording his first career stolen base and run scored ... Made first collegiate start in double midweek series opener against Northern Colorado (March 17) and drew a pair of walks ... Selected by the Philadelphia Phillies in the 20th round of the 2025 MLB Draft ... Attended Fayetteville High School in Fayetteville, Ark. ... Ranked by Perfect Game as the No. 70 overall prospect and No. 31 shortstop in the class of 2025 ... No. 1 overall prospect and No. 1 shortstop in Arkansas by Perfect Game.

#55 BRENDAN KLEIMAN C GRAD.

Has played in two games ... Eastern Michigan transfer ... In 2025, played in 45 games with 42 starts ... Slashed .289/.385/.367 with two home runs and 26 RBI ... Scored 33 runs ... 48 hits, including seven doubles ... 14 multi-hit games and seven multi-RBI games ... Season-long six-game hitting streak and 11-game reached base streak.



ON THE MOUND



SUNDAY

#26 RHP TATE MCGUIRE

JR.

1-1, 5.20 ERA, 45.0 IP, 14 BB, 38 SO

Last Start: May 24, vs. #4 Georgia (SEC Tournament), 1.0 IP, 4 H, 5 R, 5 ER, 1 BB, 0 SO

Has made 20 appearances, including seven starts, on the mound this season ... Made his first relief appearance of the season vs. #10 TCU (Feb. 14) at Globe Life Field and fired a career long-tying five perfect innings with four strikeouts ... First start of the campaign came in the midweek contest against Little Rock (April 7), firing three shutout innings with a strikeout ... Made his first career SEC start on the mound in the series finale at #8 Alabama (April 12), working three innings of two-run ball (one earned) with one strikeout to help Arkansas complete its first sweep in Tuscaloosa ... Worked 2.2 innings in relief against #5 Georgia (April 17), allowing one run while tallying two strikeouts ... Made his third start of the season in the midweek rematch against Missouri State, tossing 3.2 innings of two-run ball with a season high-tying four strikeouts ... Fourth start of the year came in the midweek against Northwestern State (April 29), working two innings of two-run ball with a strikeout ... Struck out three over 2.2 innings of two-run ball in relief against #17 Ole Miss (May 2) ... Earned his first win of the campaign with a scoreless frame in relief against #24 Oklahoma (May 9) ... Started on the mound in the regular-season finale at Kentucky (May 16) and twirled 2.1 innings of two-run ball with a season high-matching four strikeouts in Arkansas' series-clinching win ... Earned the start on the mound vs. #23 Tennessee (May 20) in the second round of the SEC Tournament, firing three shutout frames with three strikeouts ... As a sophomore in 2025, made 14 appearances, including four starts, on the mound ... Posted a 3-2 record with a 4.55 ERA and 24 strikeouts in 27.2 innings ... Logged one save on the year ... Limited opposing hitters to a .225 batting average ... Allowed 14 runs (all earned) on 23 hits and nine walks ... In SEC play, made three relief appearances and allowed four runs in 2.2 innings while striking out a pair ... Made his season debut on the mound in the second game of the Opening Day doubleheader against Washington State (Feb. 14), striking out one in a scoreless frame in relief ... Logged his lone save vs. Michigan (Feb. 23) in the Amegy Bank College Baseball Series at Globe Life Field in Arlington, Texas, retiring the only batter he faced ... Tossed two scoreless innings with two strikeouts in relief against ULM (March 5) ... Twirled three shutout frames with two strikeouts in relief against Oral Roberts (March 19) ... Made his first start of the season in a midweek contest vs. Grambling (April 1) at CHI St. Vincent Field at Dickey-Stephens Park in North Little Rock, Ark., tossing four innings of one-run ball with four strikeouts to earn his first win of the campaign ... Second start of the year came in a midweek game against Arkansas State (April 8), fanning two in three innings of two-run ball ... Earned his second win of the season in a midweek start against UAPB with a season-high five strikeouts over three innings of three-run ball ... Worked a season-long five shutout innings with three strikeouts to log his third win of the year in his final start of the campaign in a midweek matchup against Little Rock (April 22).

PITCHER BREAKDOWN

	W-L-S	ERA	IP	H	R	ER	BB	SO
Starters	15-17-0	5.03	247.0	251	152	138	101	302
Relievers	25-4-12	4.24	278.0	253	151	131	102	311


THE HOG PEN

Pitcher	Last App.	IP	H	R	ER	BB	SO	HR	RI/S	--- Season Totals ---		
										RI/S	SV	Ret./IBF (BB)
Tye Briscoe	UF (3/28)	0.0	0	0	0	1	0	0	2/0	2/0	0	1/2 (1)
Mark Brissey	OU (5/10)	0.0	2	2	2	1	0	1	3/3	4/3	1	6/12 (1)
Carson Brumbaugh	UGA (4/18)	0.2	0	0	0	0	1	0	0/0	0/0	0	0/2 (1)
Parker Coil	MOST (5/29)	1.1	3	2	2	1	2	0	0/0	13/4	2	24/25 (0)
Luke Cornelison	AUB (4/2)	1.0	1	1	1	0	1	1	0/0	0/0	0	3/4 (1)
James DeCramer	KU (5/30)	0.0	0	0	0	2	0	0	0/0	8/5	1	6/10 (1)
Cooper Dossett	OU (5/10)	1.0	1	1	1	1	0	0	0/0	0/0	0	10/13 (3)
Steele Eaves	MOST (5/30)	2.0	1	0	0	1	1	0	0/0	24/14	1	15/26 (1)
Colin Fisher	UGA (5/24)	0.1	1	0	0	0	1	0	3/2	6/3	0	4/7 (0)
Gabe Gaeckle	TEX (5/22)	6.0	3	0	0	1	9	0	0/0	2/1	0	6/8 (1)
Cole Gibler	KU (5/30)	1.2	1	1	1	1	2	1	3/0	12/5	1	9/13 (1)
Jackson Kircher	UGA (5/24)	0.2	0	3	3	3	0	0	0/0	5/1	0	7/12 (2)
Peyton Lee	UGA (4/18)	0.1	6	8	7	0	0	2	1/1	1/1	0	2/2 (0)
Joey Lorenzini	UNC (3/18)	0.0	3	4	4	0	0	1	0/0	0/0	0	0/2 (0)
Jordan Martin	SC (3/20)	1.0	1	0	0	1	0	0	0/0	0/0	0	2/3 (1)
Ethan McElvain	MOST (5/29)	1.2	1	0	0	0	1	0	3/2	14/6	6	15/19 (0)
Tate McGuire	OU (5/10)	0.1	1	0	0	0	0	0	2/1	13/6	0	7/13 (2)

TEAM TOTALS

104/49 12 117/173 (17)

Bullpen Notes: The Razorback bullpen has combined to allow 49-of-104 (47.1 percent) inherited runners to score ... The bullpen has combined to retire 117-of-173 (67.6 percent) first batters faced with 17 walks issued ... Nine of Arkansas' 12 saves this season are of the multi-inning variety ... LHP Ethan McElvain (6) leads the Razorback bullpen in saves this season, followed by LHP Parker Coil (2), RHP Mark Brissey (1), RHP James DeCramer (1), RHP Steele Eaves (1) and LHP Cole Gibler (1) ... Brissey recorded the first save by a Razorback reliever this season, tossing two scoreless innings with three strikeouts to close out Arkansas' win vs. Tarleton State (Feb. 16) at Globe Life Field in the Amegy Bank College Baseball Series ... Gibler recorded his first save of the season in the home opener against Xavier (Feb. 20), firing four innings of one-run ball with five strikeouts ... Coil locked down his first save of the season against Arkansas State (Feb. 25), spinning 2.2 scoreless innings with a career-high six strikeouts in the process ... McElvain logged his first save of the season at #18 Auburn (April 3), firing two perfect innings with three strikeouts ... Coil nabbed his second save of the year at #8 Alabama (April 10), tossing a scoreless frame with a strikeout to secure Arkansas' series-opening win ... McElvain recorded his second save of the season in the series-sweeping win at #8 Alabama (April 12), twirling two perfect innings with three strikeouts ... His third save came in the series opener against #5 Georgia (April 16), striking out two over 1.2 scoreless innings ... McElvain nabbed his fourth save of the year in Arkansas' series-opening win at Missouri (April 23) with a strikeout in a scoreless frame ... Eaves recorded his first career save in the series-clinching win at Missouri (April 24) with three shutout innings with a pair of strikeouts ... McElvain notched his fifth save in Arkansas' midweek win against Northwestern State (April 29), spinning a scoreless frame with a strikeout ... DeCramer recorded his first career save in Arkansas' series-clinching win at Kentucky (May 16), tossing three shutout frames with a pair of strikeouts to log the Hogs' eighth multi-inning save of the season ... McElvain closed out Arkansas' win against Missouri State (May 29) in the NCAA Lawrence Regional opener with 1.2 scoreless innings and a strikeout to log his sixth save.



Parker Coil, selected by the Milwaukee Brewers in the 16th round of the 2025 MLB Draft, is 3-0 with a 3.14 ERA, 52 strikeouts and two saves in a team-high 43.0 relief innings.



Steele Eaves is 6-1 with a 2.27 ERA, 34 strikeouts and one save in 39.2 relief innings this season. The right-hander is limiting opposing hitters to a .215 batting average this year.



Ethan McElvain is 6-0 with a 1.03 ERA, 52 strikeouts and a team-leading six saves in 35.0 relief innings. The All-SEC left-hander is limiting opposing hitters to a .163 batting average.



RECORD RUNDOWN

Overall	40-21
vs. top-5 teams	4-4
vs. top-10 teams	8-5
vs. top-25 teams	14-10
vs. unranked teams	26-11
At home	22-12
On the road	10-7
At neutral sites	8-2
In day games	26-15
In night games	15-6
In extra innings	2-1
In white uniforms	14-2
In cardinal uniforms	3-3
In cream uniforms	4-4
In grey uniforms	12-7
In pinstripe uniforms	7-4
In throwback uniforms (Norm DeBrynn Night)	0-1
vs. teams over .500	24-16
vs. teams .500 or worse	14-5
vs. right-handed starter	29-17
vs. left-handed starter	11-4
When starter receives decision	15-17
When reliever receives decision	25-4
When starter goes 5+ innings	19-5
When starter goes less than 5 innings	21-16
When scoring first	25-6
When scoring in 1st inning	17-5
When opponent scores first	15-15
When leading after 6 innings	30-0
When trailing after 6 innings	5-19
When tied after 6 innings	5-2
When leading after 7 innings	22-1
When trailing after 7 innings	4-19
When tied after 7 innings	7-0
When leading after 8 innings	27-1
When trailing after 8 innings	2-19
When tied after 8 innings	1-0
In one-run games	11-5
In two-run games	2-3
In five-run or more games	19-11
In run-rule games	10-1
Weekend series W-L-T	9-3-1
Weekend series sweeps/times swept	2/1
When scoring 10+ runs	15-3
Shutouts/times shut out	5-0
When opponent scores 5 runs or less	35-8
When opponent scores 6 runs or more	5-13
When collecting 0-3 hits	0-1
When collecting 4-6 hits	7-10
When collecting 7-9 hits	11-3
When collecting 10-12 hits	10-6
When collecting 13+ hits	12-1
When out-hitting opponent	28-2
When out-hit by opponent	10-19
When hits are equal	2-0
When hitting a home run	30-13
When opponent hits a home run	20-19
When errorless	13-11
When committing one error	18-4
When committing 2 errors	7-5
When committing 3+ errors	2-1
When opponent is errorless	10-9
vs. SEC opponents (all games)	20-14
vs. non-conference opponents	20-7
In midweek games	10-2
In rubber games	4-2
Game 1 of weekend series	9-4
Game 2 of weekend series	9-4
Game 3 of weekend series	6-7
Game 4 of weekend series	0-1
In February	8-3
In March	11-8
In April	11-5
In May	10-5
In June	0-0

MULTI-HIT GAMES

Name	2	3	4	5+	Total
Camden Kozeal	17	6	1	-	24
Maika Niu	16	2	1	-	19
Kuhio Aloy	12	5	-	-	17
Damian Ruiz	15	2	-	-	17
Ryder Helfrick	14	2	-	-	16
Nolan Souza	13	3	-	-	16
TJ Pompey	8	4	-	-	12
Zack Stewart	8	1	1	-	10
Carter Rutenbar	8	1	1	-	10
Reese Robinett	7	-	-	-	7
Carson Brumbaugh	1	-	-	-	1
Christian Turner	-	1	-	-	1
TEAM	119	27	4	-	150

CAREER MULTI-HIT GAMES

Name	'23	'24	'25	'26	Total
Zack Stewart	19	21	12	10	62
Camden Kozeal	-	12	23	24	59
Damian Ruiz	11	2	25	17	55
Maika Niu	2	13	20	19	54
Kuhio Aloy	-	12	20	17	49
TJ Pompey	-	15	7	12	34
Ryder Helfrick	-	-	14	16	30
Nolan Souza	-	7	5	16	28
Brendan Kleiman	-	13	14	-	27
Reese Robinett	1	-	3	7	11
Carter Rutenbar	-	-	-	10	10
Carson Brumbaugh	-	-	-	1	1
Christian Turner	-	-	-	1	1

MULTI-RBI GAMES

Name	2	3	4	5+	Total
Camden Kozeal	11	6	2	2	21
Ryder Helfrick	9	6	-	-	15
Maika Niu	5	4	2	1	12
Kuhio Aloy	7	2	2	-	11
TJ Pompey	4	2	2	1	9
Zack Stewart	6	1	1	-	8
Damian Ruiz	4	2	1	-	7
Reese Robinett	4	1	-	-	5
Nolan Souza	2	3	-	-	5
Carter Rutenbar	3	-	1	-	4
Christian Turner	2	1	-	-	3
Alexander Peck	1	-	-	-	1
TEAM	58	28	11	4	101

HITTING STREAKS

Name	Longest	Current
Ryder Helfrick	12	-
Kuhio Aloy	12	-
Nolan Souza	8	-
Damian Ruiz	7	-
Camden Kozeal	7	1
Maika Niu	7	-
TJ Pompey	6	-
Carter Rutenbar	5	-
Reese Robinett	5	2
Zack Stewart	4	-
Alexander Peck	2	-
Christian Turner	2	-
Carson Brumbaugh	2	-

REACHED BASE STREAKS

Name	Longest	Current
Ryder Helfrick	26	-
Damian Ruiz	22	3
Camden Kozeal	15	12
Carter Rutenbar	14	7
Kuhio Aloy	13	-
Reese Robinett	12	2
TJ Pompey	10	-
Zack Stewart	9	3
Nolan Souza	9	-
Maika Niu	7	-
Christian Turner	4	2
Alexander Peck	3	1
Carson Brumbaugh	2	-
Landon Schaefer	1	-
Carson Willis	1	1

CAREER HOME RUNS

Name	Solo	2R	3R	GS	Total
Zack Stewart	33	14	7	3	57
Camden Kozeal	16	14	7	3	40
Ryder Helfrick	20	10	3	1	34
Maika Niu	15	8	11	-	34
Kuhio Aloy	15	9	4	2	30
TJ Pompey	14	8	5	3	30
Damian Ruiz	10	4	2	-	16
Nolan Souza	8	2	3	1	14
Brendan Kleiman	3	3	-	-	6
Reese Robinett	2	2	2	-	6
Carter Rutenbar	1	-	1	-	2
Christian Turner	-	1	1	-	2
Alexander Peck	-	1	-	-	1

HOME RUN BREAKDOWN

Total	97
at Baum-Walker Stadium	55
on the Road	28
Neutral Site	14
vs. RHP	69
vs. LHP	28
w/ 0 Outs	29
w/ 1 Out	47
w/ 2 Outs	21
Solo	48
Two-Run	29
Three-Run	17
Grand Slam	3
Leadoff	18
Back-to-Back	1
Walk-Off (Run-Rule)	2 (3)
Pinch-Hit	0
Inside-the-Park	0
Before 7th Inning	67
7th Inning and Beyond	30
Current Streak of Consecutive Games with HR	1
Longest Streak of Consecutive Games with HR	13
Opponent HR Total	85
Last HR Given Up	Solo
Current Streak of No HR Allowed	0
Longest Stretch without HR Allowed	3

COMEBACKS

defined as any win when trailing after an inning

Date / Opponent	Score (Inn.)	Final
March 14 / vs. #3 MSU [DH-2]	0-3 (2)	W, 7-3
March 21 / at South Carolina	1-2 (8)	W, 3-2 (10)
March 24 / UCA	0-2 (3)	W, 15-2 (7)
April 3 / at #18 Auburn	0-2 (5)	W, 3-2
April 10 / at #8 Alabama	1-3 (7)	W, 7-5
April 12 / at #8 Alabama	0-2 (5)	W, 3-2
April 24 / at Missouri	0-3 (4)	W, 5-4
April 29 / Northwestern State	0-2 (1)	W, 5-2
May 3 / #17 Ole Miss	3-4 (8)	W, 5-4
May 9 / #24 Oklahoma	5-7 (7)	W, 12-8
May 23 / vs. #6 Auburn	0-1 (2)	W, 2-1
May 29 / vs. Missouri State	0-2 (3)	W, 9-5

BLOWN LEADS

defined as any loss when leading after an inning

Date / Opponent	Score (Inn.)	Final
Feb. 24 / Arkansas State	1-0 (1)	L, 12-4
March 8 / Stetson	1-0 (3)	L, 4-1
March 28 / Florida	3-2 (4)	L, 7-4
March 31 / at Missouri State	14-12 (7)	L, 15-14 (10)
April 18 / #5 Georgia	6-1 (2)	L, 26-14
May 30 / at #13 Kansas	1-0 (2)	L, 5-3



TEAM GAME HIGHS

Team Batting

At bats:	41	at Kentucky (May 16)
Runs scored:	22	at South Carolina (March 20)
Hits:	14	(7 times)
RBI:	21	at South Carolina (March 20)
Doubles:	5	vs. Stetson (March 6)
	5	vs. Northern Colorado (March 17)
	5	at Kentucky (May 16)
Triples:	1	(6 times)
Home runs:	6	at South Carolina (March 20)
Total bases:	34	at South Carolina (March 20)
Walks:	14	vs. Northern Colorado (March 17)
Strikeouts:	16	vs. Florida (March 27)
	16	vs. #5 Texas (May 22 at Hoover, Ala.)
Sac hits:	1	(8 times)
Sac flies:	2	(5 times)
Stolen bases:	5	vs. Northern Colorado (March 17)
	5	vs. UAPB (April 14 at N Little Rock, Ark.)
	5	vs. #5 Georgia (April 16)
Hit by pitch:	5	at Kentucky (May 16)
Caught stealing:	2	at Missouri (April 23)
Runners LOB:	12	vs. Northern Colorado (March 17)
	12	vs. Northwestern State (April 29)
Hit into DP:	3	vs. Arkansas State (Feb. 25)
	3	vs. Northern Colorado (March 18)

Fielding

Putouts:	33	vs. Texas Tech (Feb. 15 at Arlington, Texas)
Assists:	15	vs. Stetson (March 9)
	15	vs. Florida (March 28)
Errors:	6	vs. #5 Georgia (April 18)
Passed balls:	1	(4 times)
DPs turned:	3	vs. Mississippi State (March 14)

Pitching

Innings pitched:	11.0	vs. Texas Tech (Feb. 15 at Arlington, Texas)
Runs allowed:	26	vs. #5 Georgia (April 18)
Earned runs:	20	vs. #5 Georgia (April 18)
Walks allowed:	10	vs. Florida (March 27)
Strikeouts:	16	at South Carolina (March 21)
	16	at Kentucky (May 15)
	16	at #13 Kansas (May 30)
Hits allowed:	21	vs. #5 Georgia (April 18)
Doubles allowed:	4	at Missouri State (March 31)
	4	at #18 Auburn (April 2)
	4	vs. #23 Tennessee (May 20 at Hoover, Ala.)
Triples allowed:	1	vs. Tarleton State (Feb. 16 at Arlington, Texas)
	1	at Kentucky (May 16)
	1	at #13 Kansas (May 30)
Homers allowed:	9	vs. #5 Georgia (April 18)
Wild pitches:	3	vs. Florida (March 27)
	3	at #18 Auburn (April 2)
Hit batters:	4	vs. #5 Georgia (April 18)

INDIVIDUAL GAME HIGHS

Individual Batting

At bats:	6	(5 times)
Runs scored:	4	(4 times)
Hits:	4	(4 times)
RBI:	6	Maika Niu at South Carolina (March 20)
Doubles:	2	(7 times)
Triples:	1	(6 times)
Home runs:	2	(7 times)
Total bases:	10	Camden Kozeal vs. Xavier (Feb. 21)
	10	Maika Niu at South Carolina (March 20)
Walks:	4	Damian Ruiz vs. Texas Tech (Feb. 15 at Arlington, Texas)
Strikeouts:	5	Kuhio Aloy at Missouri State (March 31)
	5	Zack Stewart vs. #5 Texas (May 22 at Hoover, Ala.)
Sac hits:	1	(8 times)
Sac flies:	1	(24 times)
Stolen bases:	2	(7 times)
Hit by pitch:	2	(4 times)
Caught stealing:	1	(13 times)
Runners LOB:	6	TJ Pompey vs. #4 Georgia (May 24 at Hoover, Ala.)

Fielding

Putouts:	16	Ryder Helfrick at Kentucky (May 15)
	16	Ryder Helfrick at #13 Kansas (May 30)
Assists:	7	Camden Kozeal vs. Stetson (March 9)
	7	Nolan Souza vs. Little Rock (April 7)
	7	Nolan Souza at Alabama (April 11)
Errors:	2	(5 times)
Passed balls:	1	(4 times)

Pitching

Innings pitched:	8.0	Colin Fisher vs. Xavier (Feb. 22)
Runs allowed:	8	Peyton Lee vs. #5 Georgia (April 18)
Earned runs:	7	Peyton Lee vs. #5 Georgia (April 18)
	7	Cole Gibler vs. #17 Ole Miss (May 2)
	7	Cole Gibler at Kentucky (May 16)
Walks allowed:	4	(5 times)
Strikeouts:	14	Hunter Dietz at #13 Kansas (May 30, 2026)
Hits allowed:	9	Cole Gibler vs. #17 Ole Miss (May 2)
Doubles allowed:	3	Gabe Gaeckle at #18 Auburn (April 2)
Triples allowed:	1	Peyton Lee vs. Tarleton State (Feb. 16 at Arlington, Texas)
	1	Cole Gibler at Kentucky (May 16)
	1	Hunter Dietz at #13 Kansas (May 30, 2026)
Homers allowed:	3	Cole Gibler vs. #17 Ole Miss (May 2)
Wild pitches:	2	(8 times)
Hit batters:	2	Peyton Lee vs. Tarleton State (Feb. 16 at Arlington, Texas)
	2	Ethan McElvain at #8 Alabama (April 10)
	2	Colin Fisher vs. Northwestern State (April 29)



Hunter Dietz struck out a career-high 14 batters at #13 Kansas (May 30) in the NCAA Lawrence Regional, the second-most strikeouts by a Razorback pitcher in an NCAA Tournament game.

THE LAST TIME AN ARKANSAS PLAYER...

4 hits in a game.....	Zack Stewart at Kentucky, May 16, 2026
5 hits in a game.....	Peyton Stovall vs. Missouri State, May 1, 2024
6 hits in a game.....	Jeremy Jackson vs. Northeastern (Okla.), April 16, 1997
Multiple hits in six consecutive games.....	Charles Davalan at #13 Ole Miss, vs. Oral Roberts & vs. South Carolina, March 14-21, 2025
Multiple hits in seven or more consecutive games.....	Kuhio Aloy (7) vs. Grambling, vs. Charlotte, vs. ULM & vs. Portland, Feb. 25-March 7, 2025
2 hits in an inning.....	Damian Ruiz (1B, 2B) & Zack Stewart (1B, 2B) at Kentucky, May 16, 2026
2 doubles in an inning.....	Harold Coll vs. SEMO (6th), March 21, 2023
2 extra-base hits in an inning.....	Wehiwa Aloy (2B, 3B) vs. Oral Roberts (4th), March 19, 2025
Reached base safely twice in an inning.....	Damian Ruiz (1B, FC) vs. Missouri State (NCAA Regional), May 29, 2026
2 doubles in a game.....	Maika Niu vs. Missouri State (NCAA Regional), May 29, 2026
3 doubles in a game.....	Reese Robinett vs. UAPB, April 15, 2025
4 doubles in a game.....	Rodney Nye vs. Louisiana Tech, March 31, 1998
3 consecutive at-bats with a double.....	Hudson White vs. James Madison, Feb. 17-18, 2024
4 consecutive games with a double.....	Camden Kozeal vs. Missouri & vs. Arkansas State, April 5-8, 2025
Led off a game with a triple.....	Braydon Webb vs. #2 Stanford (College World Series), June 18, 2022
2 triples in a game.....	Jax Biggers vs. Auburn (SEC Tournament), May 25, 2017
Led off a game with a home run.....	Damian Ruiz vs. Northern Colorado, March 17, 2026
2 home runs in a game.....	Camden Kozeal (2R, 3R) vs. #5 Texas (SEC Tournament), May 22, 2026
2 home runs on Opening Day.....	Ryder Helfrick (2R, Solo) vs. Oklahoma State, Feb. 13, 2026
2 home runs in an SEC Tournament game.....	Camden Kozeal (2R, 3R) vs. #5 Texas (SEC Tournament), May 22, 2026
2 home runs in an NCAA Tournament game.....	Logan Maxwell (2R, Solo) vs. Creighton (NCAA Fayetteville Regional), June 1, 2025
3 home runs in a game.....	Chad Spanberger (Solo, 2R, GS) vs. Auburn (SEC Tournament), May 25, 2017
Grand slam.....	Camden Kozeal vs. #24 Oklahoma, May 8, 2026
Grand slam in consecutive games.....	Cayden Wallace vs. UIC, March 12-13, 2022
Grand slam in an SEC Tournament game.....	Jared Wegner vs. Texas A&M (SEC Tournament), May 24, 2023
Grand slam in an NCAA Tournament game.....	Logan Maxwell vs. #16 Tennessee (NCAA Fayetteville Super Regional), June 8, 2025
HR in consecutive at-bats (in one game).....	Camden Kozeal vs. #5 Texas (SEC Tournament), May 22, 2026
HR in three consecutive at-bats (over two games).....	Zack Stewart at Kentucky & vs. #23 Tennessee, May 16-20, 2026
HR in 2 straight games.....	Zack Stewart at Kentucky & vs. #23 Tennessee (SEC Tournament), May 16-20, 2026
HR in 3 straight games.....	Zack Stewart at Kentucky & vs. #23 Tennessee (SEC Tournament), May 15-20, 2026
HR in 4 straight games.....	Zack Stewart at Kentucky & vs. #23 Tennessee (SEC Tournament), May 14-20, 2026
HR in 5 straight games.....	Aaron Murphree vs. OSU, South Dakota State & Siena, March 2-8, 2008
HR in 6 straight games.....	Aaron Murphree vs. OSU, South Dakota State & Siena, March 2-9, 2008
Pinch-hit home run.....	Cam Kozeal at Florida, April 26, 2025
Pinch-hit home run in an SEC game.....	Cam Kozeal at Florida, April 26, 2025
Pinch-hit home run in an NCAA Tournament game.....	Charlie Welch vs. #19 Nebraska (NCAA Regional), June 7, 2021
Back-to-back home runs.....	Damian Ruiz (2R) & Camden Kozeal (Solo) at South Carolina, March 20, 2026
Back-to-back-to-back home runs.....	Charles Davalan (2R), Wehiwa Aloy (Solo) & Kuhio Aloy (Solo) at #13 Ole Miss, March 15, 2025
Walk-off home run (non-run rule).....	Maika Niu vs. #24 Oklahoma, May 8, 2026
Walk-off home run in an SEC game.....	Christian Turner vs. #17 Ole Miss, May 3, 2026
Walk-off home run in an SEC Tournament game.....	Kendall Diggs vs. Texas A&M (SEC Tournament), May 24, 2023
Inside-the-park home run.....	Camden Kozeal vs. #17 Ole Miss (SEC Tournament), May 23, 2025
Little League home run.....	Justin Thomas Jr. vs. Little Rock, April 22, 2025
Hit a home run from both sides of the plate in a game.....	Dylan Leach vs. UCA, April 5, 2022
Hit for the cycle.....	Camden Kozeal vs. Xavier, Feb. 21, 2026
4 runs in a game.....	Carter Rutenbar vs. #5 Georgia, April 18, 2026
5 runs in a game.....	Wehiwa Aloy vs. Portland, March 7, 2025
6 runs in a game.....	Trevor Ezell vs. Grambling, April 30, 2019
4 RBI in a game.....	Maika Niu vs. Missouri State (NCAA Regional), May 29, 2026
5 RBI in a game.....	Camden Kozeal vs. #5 Texas (SEC Tournament), May 22, 2026
6 RBI in a game.....	Maika Niu at South Carolina, March 20, 2026
7 RBI in a game.....	Charles Davalan vs. Missouri [DH-1], April 6, 2024
8 RBI in a game.....	Brent Iredale vs. Portland, March 7, 2025
9 RBI in a game (program record).....	Ryan Lundquist vs. Central Missouri St., March 4, 1997
2 walks in an inning.....	Nolan Souza at Kentucky, May 16, 2026
4 walks in a game.....	Damian Ruiz vs. Texas Tech, Feb. 16, 2026
5 walks in a game (program record).....	Jared Wegner vs. Louisiana Tech, March 12, 2023
Hit by 2 pitches in an inning.....	Logan Maxwell vs. South Carolina (1st), March 22, 2025

THE LAST TIME AN ARKANSAS PLAYER...

Reached base in 13 or more consecutive plate appearances.....	Damian Ruiz (13) vs. Oklahoma State, vs. #10 TCU, vs. Texas Tech, vs. Tarleton State, Feb. 13-16, 2026
Reached base in 35 or more consecutive games.....	Charles Davalan (35) vs. Michigan, vs. Grambling, vs. Charlotte, vs. ULM, vs. Portland, vs. UCA, at #13 Ole Miss, vs. Oral Roberts, vs. South Carolina, vs. Missouri State, at #14 Vanderbilt, vs. Grambling, vs. Missouri, vs. Arkansas State, at #7 Georgia, vs. Texas A&M, Feb. 23-April 18, 2025
2 stolen bases in a game.....	Maika Niu vs. Missouri State (NCAA Regional), May 29, 2026
3 stolen bases in a game.....	Nolan Souza vs. Arkansas State, April 8, 2025
4 stolen bases in a game.....	Logan Forsythe vs. Ole Miss, May 19, 2007
Stole home.....	Bobby Wernes vs. Ole Miss, March 28, 2015
2 errors in a game.....	Camden Kozeal & Nolan Souza vs. #5 Georgia, April 18, 2026
3 errors in a game.....	Bobby Wernes at LSU, April 12, 2014
4 errors in a game.....	Chris Shaddy vs. TCU, April 27, 1980
No-hitter (9 innings).....	Gage Wood vs. Murray State (College World Series), June 16, 2025
Combined no-hitter (9 innings).....	Nick Schmidt (6.0 IP), Brian McLelland (1.0 IP) & Devin Collis (2.0 IP) vs. Oklahoma State, February 12, 2006
Combined no-hitter (7 innings).....	Dominic Taccolini (2.0 IP), Matt Cronin (3.0 IP) & Josh Alberius (2.0 IP) vs. Auburn (SEC Tournament), May 25, 2017
1-hitter (9 innings).....	Brett Eibner vs. Georgia, April 19, 2009
1-hitter (8 innings).....	Colin Fisher vs. Xavier, Feb. 22, 2026
1-hitter (7 innings).....	Trevor Stephan at Tennessee, May 6, 2017
Combined 1-hitter (9 innings).....	James DeCremer (3.2 IP), Steele Eaves (2.2 IP) & Parker Coil (2.2 IP) vs. Arkansas State, Feb. 25, 2026
Combined 1-hitter (7 innings).....	Colin Fisher (2.0 IP), Tate McGuire (3.0 IP), Dylan Carter (1.0 IP) & Steele Eaves (1.0) vs. Oral Roberts, March 19, 2025
2-hitter (9 innings).....	Keaton McKinney vs. Alabama (SEC Tournament), May 2, 2014
2-hitter (7 innings).....	Kacey Murphy vs. Florida (SEC Tournament), May 27, 2017
Combined 2-hitter (9 innings).....	Cole Gibler (6.0 IP) & Steele Eaves (3.0 IP) at Missouri, April 24, 2026
Combined 2-hitter (7 innings).....	Colin Fisher (3.0 IP), Jackson Kicher (0.2 IP), Mark Brissey (2.1 IP) & Cooper Dossett (1.0 IP) vs. UAPB, April 14, 2026
3-hitter (9 innings).....	Will McEntire vs. Louisiana Tech, March 11, 2023
Combined 3-hitter (9 innings).....	Zach Root (7.2 IP), Aiden Jimenez (0.1 IP) & Dylan Carter (1.1 IP) at #14 Vanderbilt, March 28, 2025
Combined 3-hitter (7 innings).....	Tate McGuire (5.0 IP), Dylan Carter (1.0 IP) & Carson Wiggins (1.0 IP) vs. Little Rock, April 22, 2025
Complete game (10 innings).....	Dominic Taccolini at #12 Kentucky, April 22, 2016
Complete game (9 innings).....	Gage Wood vs. Murray State (College World Series), June 16, 2025
Complete game (8 innings).....	Colin Fisher vs. Xavier, Feb. 22, 2026
Complete game (7 innings).....	Hunter Dietz vs. #24 Oklahoma, May 8, 2026
Complete-game shutout (9 innings).....	Gage Wood vs. Murray State (College World Series), June 16, 2025
Complete-game shutout (8 innings).....	Colin Fisher vs. Xavier, Feb. 22, 2026
Complete-game shutout (7 innings).....	Kacey Murphy vs. Florida (SEC Tournament), May 27, 2017
10-inning or more start.....	Dominic Taccolini at #12 Kentucky (10 innings), April 22, 2016
Had 10 strikeouts.....	Gabe Gaeckle vs. #3 LSU (College World Series), June 14, 2024
Had 11 strikeouts.....	Hunter Dietz at #18 Auburn, April 3, 2026
Had 12 strikeouts.....	Hunter Dietz at South Carolina, March 21, 2026
Had 13 strikeouts.....	Gage Wood vs. Creighton, June 1, 2025
Had 14 strikeouts.....	Hunter Dietz at #13 Kansas (NCAA Tournament), May 31, 2026
Had 15 strikeouts.....	Nick Schmidt vs. Auburn, May 18, 2006
Had 16 strikeouts.....	David Walling vs. Eastern Illinois, Feb. 20, 1998
Had 17 strikeouts.....	Hagen Smith vs. #7 Oregon State, Feb. 23, 2024
Had 18 strikeouts.....	N/A
Had 19 strikeouts (program record).....	Gage Wood vs. Murray State (College World Series), June 16, 2025
Had 10 or more strikeouts in two consecutive outings.....	Hagen Smith vs. #14 Mississippi State (11) & at #5 Texas A&M (14), May 10-16, 2024
Had 10 or more strikeouts in three consecutive outings.....	Hagen Smith at #8 Kentucky (14), vs. #14 Mississippi State (11) & at #5 Texas A&M (14), May 3-16, 2024
Had 10 or more strikeouts in four consecutive outings.....	Hagen Smith vs. Florida (11), at #8 Kentucky (14), vs. #14 Mississippi State (11) & at #5 Texas A&M (15), April 26-May 16, 2024
Had 10 or more strikeouts in five consecutive outings.....	H. Smith at #20 S Carolina (11), vs. Florida (11), at #8 Kentucky (14), vs. #14 Mississippi St (11) & at #5 Texas A&M (14), April 19-May 16, 2024
Had 12 or more strikeouts in consecutive outings.....	Hagen Smith vs. #7 Oregon State (17) & Murray State (12), Feb. 23-March 1, 2024
Had 8 or more strikeouts looking in a game.....	Hunter Dietz (8) vs. #17 Ole Miss, May 1, 2026
Had four strikeouts in an inning.....	Stone Hewlett vs. UCA, March 5, 2024
Threw an immaculate inning (9 pitches, 9 strikes, 3 strikeouts).....	Parker Coil vs. Charlotte, March 2, 2025
Retired 15 consecutive batters in a game.....	Tate McGuire vs. #10 TCU, Feb. 14, 2026
Retired 20 consecutive batters in a game.....	Colin Fisher vs. Xavier, Feb. 22, 2026
Retired 21 consecutive batters in game.....	Gage Wood vs. Murray State (College World Series), June 16, 2025
Consecutive starts of seven or more innings.....	Zach Root vs. South Carolina (7.0 IP) & at #14 Vanderbilt (7.2 IP), March 21-28, 2025
Pitched in five consecutive games.....	Stone Hewlett at #23 Auburn, vs. Little Rock & vs. #8 LSU, March 22-29, 2024

THE LAST TIME AN ARKANSAS TEAM...

Scored 10 runs	vs. #24 Oklahoma, May 10, 2026
Scored 11 runs	vs. UT Arlington, March 1, 2026
Scored 12 runs	vs. #24 Oklahoma, May 9, 2026
Scored 13 runs	vs. Northern Colorado, March 17, 2026
Scored 14 runs	at Missouri State, March 31, 2026
Scored 15 runs	at #8 Alabama, April 11, 2026
Scored 16 runs	at Kentucky, May 16, 2026
Scored 17 runs	vs. SEMO (NCAA Regional), May 31, 2024
Scored 18 runs	vs. McNeese, March 10, 2024
Scored 19 runs	vs. Northwestern State, April 23, 2019
Scored 20 runs	vs. Portland, March 7, 2025
Scored 21 runs	vs. Missouri, April 5, 2025
Scored 22 runs	at South Carolina, March 20, 2026
Scored 23 runs	Never
Scored 24 runs	Missouri Southern, Feb. 11, 1998
Scored 25 runs	Missouri Southern, Feb. 4, 2001
Scored 26 runs	vs. UAPB, April 14, 2021
Scored 27 runs	Never
Scored 28 runs	vs. Wisconsin-Milwaukee (DH-2), Feb. 18, 2007
Scored 29 runs	Morningside, April 6, 1968
Scored 30 runs	at South Carolina, March 30, 1997
Scored 31 runs	Never
Scored 32 runs	vs. Bucknell, Feb. 17, 2018
Scored 33 runs	vs. Southwest Baptist, March 21, 1984
Scored 20 or more runs against an SEC opponent	at South Carolina (22), March 20, 2026
Scored 30 or more runs against an SEC opponent	at South Carolina (30), March 30, 1997
Scored 50 or more runs in an SEC weekend series	vs. Missouri (51), April 5-6, 2025
Scored 4 runs in an inning	vs. #23 Tennessee (SEC Tournament) (1st), May 20, 2026
Scored 5 runs in an inning	vs. #24 Oklahoma (2nd), May 8, 2026
Scored 6 runs in an inning	vs. Missouri State (NCAA Regional) (5th), May 29, 2026
Scored 7 runs in an inning	vs. #24 Oklahoma (8th), May 9, 2026
Scored 8 runs in an inning	vs. Missouri State (8th), April 21, 2026
Scored 9 runs in an inning	vs. Arkansas State (3rd), April 2, 2024
Scored 10 runs in an inning	at Kentucky (1st), May 16, 2026
Scored 11 runs in an inning	vs. UAPB (5th), April 14, 2021
Scored 12 runs in an inning	vs. Oral Roberts (4th), March 19, 2025
Scored 13 runs in an inning	Never
Scored 14 runs in an inning	vs. Saint Louis (1st), April 7, 2010
Had 10 hits	vs. #24 Oklahoma, May 10, 2026
Had 11 hits	vs. #5 Texas (SEC Tournament), May 22, 2026
Had 12 hits	vs. Missouri State (NCAA Regional), May 29, 2026
Had 13 hits	vs. #24 Oklahoma, May 8, 2026
Had 14 hits	at Kentucky, May 16, 2026
Had 15 hits	vs. #17 Tennessee, May 15, 2025
Had 16 hits	vs. Missouri [DH-1], April 6, 2025
Had 17 hits	vs. #16 NC State (NCAA Super Regional), June 11, 2021
Had 18 hits	vs. UAPB, April 15, 2025
Had 19 hits	vs. UCA, April 5, 2022
Had 20 hits	vs. Grambling, Feb. 27, 2024
Had 21 hits	vs. #2 Stanford (College World Series), June 18, 2022
Had 22 hits	at #6 Vanderbilt, April 14, 2019
Had 23 hits	Centenary, March 31, 1999
Had 24 hits	Georgia, March 17, 2001
Had 25 hits	at Centenary, March 23, 2005
Had 26-29 hits	28 at South Carolina, March 30, 1997
Had 30 hits	vs. Saint Louis, April 7, 2010
Had 31+ hits	32 vs. Southwest Baptist, March 21, 1984
Hit four home runs in a game	4 - Zack Stewart (2), Camden Kozeal (1) & TJ Pompey (1) vs. #23 Tennessee (SEC Tournament), May 20, 2026
Hit five home runs in a game	5 - Wehiwa Aloy (2), Ryder Helfrick (2) & Camden Kozeal (1) vs. Creighton (NCAA Regional), May 31, 2025
Hit six home runs in a game	6 - Maika Niu (2), Kuhio Aloy (1), Camden Kozeal (1), TJ Pompey (1) & Damian Ruiz (1) at South Carolina, March 20, 2026
Hit seven home runs in a game	7 - Robert Moore (2), Jalen Battles (1), Chris Lanzilli (1), Michael Turner (1), Brady Slavens (1) & Cayden Wallace (1) vs. Oklahoma State (NCAA Regional), June 4, 2022
Hit eight or more home runs in a game	8 - Matt Goodheart (2), Brady Slavens (2), Cullen Smith (2) & Charlie Welch (2) vs. UAPB, April 14, 2021
Hit two grand slams in a game	vs. Grambling, Feb. 27, 2024
Hit a grand slam in two consecutive games	vs. South Carolina & vs. Missouri State, March 23-25, 2025
Hit a grand slam in three consecutive games	vs. UIC & vs. Grambling, March 12-15, 2022



THE LAST TIME AN ARKANSAS TEAM...

Had brothers hit home runs in the same game..... Wehiwa Aloy (2nd) & Kuhio Aloy (3rd) vs. UAPB, April 15, 2025
Had brothers hit back-to-back home runs..... Wehiwa Aloy (Solo) & Kuhio Aloy (Solo) at #13 Ole Miss, March 15, 2025
Had 10 consecutive batters reach base safely in an inning..... at Kentucky, May 16, 2026
3 errors in a game..... at Kentucky, May 15, 2026
4 errors in a game..... vs. Michigan, Feb. 25, 2024
5 errors in a game..... vs. South Carolina (SEC Tournament), May 23, 2018
6 errors in a game..... vs. #5 Georgia, April 18, 2026
7 errors in a game..... vs. LA Tech, March 20, 2001
Overcame a seven-run deficit to win..... vs. Texas Tech, April 16, 2024
Overcame an eight-run deficit to win..... vs. Charlotte, Feb. 28, 2025
Overcame a nine-run deficit to win..... at Louisiana Tech, March 1, 2017
Four consecutive run-rule wins..... vs. ULM & Portland, March 4-8, 2025
Shut out an opponent at home..... vs. Little Rock, April 7, 2026
Shut out an opponent on the road..... at Florida, April 26, 2025
Shut out an opponent at a neutral site..... vs. Murray State (College World Series), June 16, 2025
Shut out an SEC opponent at home..... vs. #1 Texas, May 1, 2025
Shut out an SEC opponent on the road..... at Missouri, April 24, 2026
Shut out by an SEC opponent at home..... vs. #24 Vanderbilt, May 15, 2022
Shut out by an SEC opponent on the road..... at #5 Texas A&M, May 16, 2024
Threw consecutive shutouts..... vs. Little Rock (10-0 [7 inn.], 4-0 [9 inn.]), April 22-23, 2025
Threw consecutive seven-inning shutouts..... vs. UAPB [DH-1 & DH-2] (15-0, 6-0), April 12, 2022
Threw consecutive nine-inning shutouts..... vs. Missouri (8-0, 6-0), March 15-16, 2024
Threw consecutive seven-inning shutouts against an SEC opponent..... vs. South Carolina (2-0, 3-0) April 14, 2018
Threw-back-to-back nine-inning shutouts against an SEC opponent..... vs. Missouri (8-0, 6-0), March 15-16, 2024
Most consecutive shutouts thrown..... 4, vs. Wisconsin, March 15-16, 1980
Struck out 20 or more opposing batters..... vs. Creighton (20), June 1, 2025
Struck out 23 opposing batters..... vs. #7 Oregon State (23), Feb. 23, 2024
Struck out 25 opposing batters (program record)..... vs. Oklahoma State (25), Feb. 24, 2024
Struck out 10-plus opposing batters in 10 consecutive games..... vs. #7 Oregon State, Oklahoma State, Michigan, Grambling, Murray State, UCA & McNeese, Feb. 23-March 9, 2024
Struck out 20-plus opposing batters in back-to-back games..... vs. #7 Oregon State & Oklahoma State, Feb. 23-24, 2024
Had starting pitchers record double-digit strikeouts in three consecutive games..... Hagen Smith (12), Brady Tygart (10) & Mason Molina (10) vs. Murray State, March 1-3, 2024
Was shut out..... at #5 Texas A&M (1-0), May 16, 2024
Was shut out in back-to-back games..... vs. LSU (7-0, 6-0), April 23-24, 2005
Held to 1 hit..... vs. Missouri State, May 17, 2016
Held to 2 hits..... vs. #24 Vanderbilt, May 15, 2022
Held to 3 hits..... vs. #22 TCU, Feb. 22, 2025
Did not strikeout..... vs. Eastern Illinois, Feb. 16, 2019
Won an SEC home weekend series..... vs. #24 Oklahoma, May 8-10, 2026
Won an SEC road weekend series..... at Kentucky, May 14-16, 2026
Lost an SEC home weekend series..... vs. #5 Georgia, April 16-18, 2026
Lost an SEC road weekend series..... at #18 Auburn, April 2-4, 2026
Swept an SEC home weekend series..... vs. #1 Texas, May 1-3, 2025
Swept an SEC road weekend series..... at #8 Alabama, April 10-12, 2026
Was swept in an SEC home weekend series..... vs. Florida, March 27-29, 2026
Was swept in an SEC road weekend series..... at Georgia, April 20-22, 2023
Won a non-conference home weekend series..... vs. UT Arlington, Feb. 27-March 1, 2026
Won a non-conference road weekend series..... at Louisiana Tech, March 12-14, 2021
Lost a non-conference home weekend series..... vs. South Alabama, Feb. 28-March 1, 2014
Lost a non-conference road weekend series..... at Texas A&M, Feb. 27-29, 2004
Tied a non-conference home weekend series..... vs. Stetson, March 6-9, 2026
Swept a non-conference home weekend series..... vs. Xavier, Feb. 20-22, 2026
Swept a non-conference road weekend series..... at Northwestern State, Feb. 16-18, 1996
Was swept in a non-conference home weekend series..... vs. Long Beach State, Feb. 25-27, 2000
Was swept in a non-conference road weekend series..... at UNLV, March 19-21, 1994
Lost a midweek game..... at Missouri State, March 31, 2026
Swept a double midweek series..... vs. Northern Colorado, March 17-18, 2026
Was swept in a double midweek series..... vs. Gonzaga, March 10-11, 2015



HOME RUN CHART

No.	Player	Game	Date	Opponent	Pitcher	On Base	Inning	Outs	Count	Score	Final
1	Ryder Helfrick (1)	1	Feb. 13	vs. Oklahoma State	LHP Hudson Barrett	1	1	0	0-0	0-0	W, 12-2 (8)
2	Ryder Helfrick (2)	1	Feb. 13	vs. Oklahoma State	LHP Hudson Barrett	0	3	1	2-2	2-0	W, 12-2 (8)
3	Camden Kozeal (1)	1	Feb. 13	vs. Oklahoma State	LHP Drew Blake	1	7	0	3-2	3-2	W, 12-2 (8)
4	Maika Niu (1) !	1	Feb. 13	vs. Oklahoma State	RHP Parker Jennings	2	8	2	3-1	9-2	W, 12-2 (8)
5	Kuhio Aloy (1) *	2	Feb. 14	vs. #10 TCU	RHP Zack James	0	7	0	0-1	3-5	L, 5-4
6	Camden Kozeal (2)	3	Feb. 15	vs. Texas Tech	RHP Will Jordan	0	9	1	0-2	4-5	W, 6-5 (11)
7	Camden Kozeal (3)	5	Feb. 20	Xavier	RHP Ryan Piech	2	1	1	1-1	0-0	W, 5-2
8	Camden Kozeal (4)	6	Feb. 21	Xavier	RHP Jack Nobe	1	1	2	2-1	0-0	W, 7-6
9	Ryder Helfrick (3)	6	Feb. 21	Xavier	RHP Jack Nobe	0	5	1	0-0	3-4	W, 7-6
10	Kuhio Aloy (2)	6	Feb. 21	Xavier	RHP Karter Muck	0	5	2	1-1	4-4	W, 7-6
11	Zack Stewart (1) *	7	Feb. 22	Xavier	RHP Jack DeTienne	0	2	0	3-2	3-0	W, 11-0 (8)
12	Ryder Helfrick (4)	7	Feb. 22	Xavier	RHP Jack DeTienne	1	4	1	1-0	5-0	W, 11-0 (8)
13	Kuhio Aloy (3) !	7	Feb. 22	Xavier	RHP Asher DeLeo	2	8	2	1-1	8-0	W, 11-0 (8)
14	Maika Niu (2) *	8	Feb. 24	Arkansas State	RHP Andrew Allen	0	1	0	3-2	0-0	L, 12-4
15	Zack Stewart (2)	8	Feb. 24	Arkansas State	RHP Brett Foss	0	4	2	2-1	2-8	L, 12-4
16	Maika Niu (3)	11	Feb. 28	UT Arlington	RHP Nick Perry	2	3	1	0-1	3-0	W, 9-0
17	Camden Kozeal (5)	11	Feb. 28	UT Arlington	RHP Landon Murphy	2	8	2	1-1	6-0	W, 9-0
18	Zack Stewart (3)	12	March 1	UT Arlington	RHP Zach Evans	0	2	1	1-2	0-0	W, 11-1 (7)
19	Camden Kozeal (6)	12	March 1	UT Arlington	RHP Zach Evans	1	3	1	2-1	1-0	W, 11-1 (7)
20	Ryder Helfrick (5)	12	March 1	UT Arlington	RHP Jacob Gabler	1	6	2	0-0	7-1	W, 11-1 (7)
21	TJ Pompey (1) *	13	March 3	Oral Roberts	RHP Will Yeary	0	4	0	2-2	4-1	W, 10-2
22	Reese Robinett (1)	17	March 9	Stetson	RHP Dallis Moran	1	2	1	1-1	0-4	L, 6-4
23	Zack Stewart (4)	18	March 13	#3 Mississippi State	RHP Ryan McPherson	0	6	1	3-2	3-2	W, 5-4
24	TJ Pompey (2) * !	18	March 13	#3 Mississippi State	LHP Maddox Miller	0	9	0	3-2	4-4	W, 5-4
25	Damian Ruiz (1) *	21	March 17	Northern Colorado	RHP Mitch Haythorn	0	1	0	2-1	0-2	W, 13-2 (8)
26	TJ Pompey (3) *	21	March 17	Northern Colorado	RHP Jax Pfister	0	7	0	1-1	5-2	W, 13-2 (8)
27	Maika Niu (4)	23	March 20	at South Carolina	RHP Josh Gunther	2	1	1	0-1	1-0	W, 22-6 (7)
28	Damian Ruiz (2)	23	March 20	at South Carolina	RHP Josh Gunther	1	2	1	2-1	4-0	W, 22-6 (7)
29	Camden Kozeal (7)	23	March 20	at South Carolina	RHP Josh Gunther	0	2	1	2-1	6-0	W, 22-6 (7)
30	Kuhio Aloy (4)	23	March 20	at South Carolina	RHP Josh Gunther	1	3	1	1-1	7-0	W, 22-6 (7)
31	TJ Pompey (4)	23	March 20	at South Carolina	LHP Bryce Navarre	1	5	1	1-1	17-4	W, 22-6 (7)
32	Maika Niu (5) *	23	March 20	at South Carolina	LHP Bryce Navarre	0	6	0	1-1	20-4	W, 22-6 (7)
33	Damian Ruiz (3)	24	March 21	at South Carolina	RHP Amp Phillips	0	3	2	2-2	0-0	W, 3-2 (10)
34	Nolan Souza (1)	25	March 22	at South Carolina	RHP Brandon Stone	0	5	1	0-0	0-5	L, 9-4
35	Ryder Helfrick (6)	25	March 22	at South Carolina	RHP Zach Russell	1	7	2	0-0	2-8	L, 9-4
36	Zack Stewart (5)	26	March 24	UCA	RHP Jacob Pannell	0	4	1	3-1	0-2	W, 15-2 (7)
37	TJ Pompey (5)	26	March 24	UCA	RHP Austin Jones	3	5	0	0-1	7-2	W, 15-2 (7)
38	Carter Rutenbar (1)	26	March 24	UCA	RHP JB Williams	2	6	0	1-0	11-2	W, 15-2 (7)
39	TJ Pompey (6)	26	March 24	UCA	RHP JB Williams	0	6	1	2-0	14-2	W, 15-2 (7)
40	Ryder Helfrick (7)	27	March 27	Florida	LHP Ernesto Lugo-Canchola	1	5	0	1-1	0-4	L, 9-4
41	Ryder Helfrick (8)	29	March 29	Florida	RHP Luke McNeillie	1	7	2	1-2	3-6	L, 7-6
42	Kuhio Aloy (5)	29	March 29	Florida	RHP Luke McNeillie	0	8	1	0-2	5-7	L, 7-6
43	Ryder Helfrick (9)	30	March 31	at Missouri State	LHP Max Knight	0	3	1	2-2	1-6	L, 15-14 (10)
44	Nolan Souza (2)	30	March 31	at Missouri State	RHP Brock Lucas	2	3	2	1-0	2-6	L, 15-14 (10)
45	Christian Turner (1)	30	March 31	at Missouri State	RHP Trent Ash	2	5	0	3-2	7-9	L, 15-14 (10)
46	Camden Kozeal (8)	30	March 31	at Missouri State	LHP Tyler Charlton	3	7	1	1-2	10-12	L, 15-14 (10)
47	Ryder Helfrick (10)	31	April 2	at #18 Auburn	RHP Andreas Alvarez	0	4	1	1-1	0-0	L, 10-2
48	Ryder Helfrick (11) *	32	April 3	at #18 Auburn	LHP Jake Marciano	0	6	0	2-1	0-2	W, 3-2
49	Ryder Helfrick (12)	32	April 3	at #18 Auburn	RHP Jett Johnston	1	8	1	2-2	1-2	W, 3-2
50	Zack Stewart (6)	34	April 7	Little Rock	RHP Malcolm Brown	0	7	2	3-2	6-0	W, 7-0
51	Camden Kozeal (9) *	35	April 10	at #8 Alabama	LHP Matthew Heiberger	0	8	0	0-1	1-3	W, 7-5
52	TJ Pompey (7)	35	April 10	at #8 Alabama	RHP Hagan Banks	1	8	2	0-1	5-3	W, 7-5
53	TJ Pompey (8)	36	April 11	at #8 Alabama	RHP Austin Morris	2	8	1	0-1	7-4	W, 15-6
54	Carter Rutenbar (2)	39	April 16	#5 Georgia	RHP Zach Brown	0	7	1	1-1	5-2	W, 6-3
55	Damian Ruiz (4)	40	April 17	#5 Georgia	RHP Caden Aoki	1	6	0	1-1	0-4	L, 5-3
56	Camden Kozeal (10)	41	April 18	#5 Georgia	RHP Paul Farley	1	2	2	2-2	4-1	L, 26-14
57	Ryder Helfrick (13)	41	April 18	#5 Georgia	RHP Matt Scott	2	4	1	1-0	6-9	L, 26-14
58	Camden Kozeal (11) *	42	April 21	Missouri State	RHP Lance Wade	0	7	0	1-2	3-3	W, 12-4
59	Ryder Helfrick (14)	42	April 21	Missouri State	RHP Charlie Spoonhour	2	8	1	2-2	7-4	W, 12-4
60	TJ Pompey (9)	42	April 21	Missouri State	RHP Charlie Spoonhour	1	8	1	0-0	10-4	W, 12-4
61	TJ Pompey (10)	43	April 24	at Missouri	RHP Josh McDevitt	0	5	1	2-2	0-3	W, 5-4
62	Zack Stewart (7)	43	April 24	at Missouri	RHP Trey Lawrence	1	8	2	2-2	3-3	W, 5-4
63	Camden Kozeal (12)	44	April 25	at Missouri	LHP Brady Kehlenbrink	1	4	2	1-1	0-0	W, 6-0
64	TJ Pompey (11)	47	May 1	#17 Ole Miss	LHP Hunter Elliott	2	2	2	2-2	0-0	W, 12-2 (7)
65	Camden Kozeal (13)	47	May 1	#17 Ole Miss	LHP Hunter Elliott	1	3	1	1-1	3-0	W, 12-2 (7)
66	Kuhio Aloy (6) *	47	May 1	#17 Ole Miss	LHP Hunter Elliott	0	4	0	2-1	5-0	W, 12-2 (7)
67	Ryder Helfrick (15)	47	May 1	#17 Ole Miss	RHP Landon Koenig	2	6	2	3-1	8-1	W, 12-2 (7)

* - indicates leadoff home run / ^ - indicates back-to-back home run / ! - indicates walk-off home run / + - indicates pinch-hit home run / & - indicates inside-the-park home run

HOME RUN CHART |||



No.	Player	Game	Date	Opponent	Pitcher	On Base	Inning	Outs	Count	Score	Final
68	Maika Niu (6)	48	May 2	#17 Ole Miss	RHP Cade Townsend	1	6	2	1-0	0-7	L, 11-4
69	Kuhio Aloy (7)	48	May 2	#17 Ole Miss	RHP Hudson Calhoun	0	7	1	2-2	2-9	L, 11-4
70	Camden Kozeal (14)	48	May 2	#17 Ole Miss	RHP Hudson Calhoun	0	8	1	1-1	3-9	L, 11-4
71	Zack Stewart (8)	49	May 3	#17 Ole Miss	RHP Taylor Rabe	0	5	1	0-0	1-3	W, 5-4
72	Kuhio Aloy (8)	49	May 3	#17 Ole Miss	RHP JP Robertson	0	6	1	2-1	2-3	W, 5-4
73	Christian Turner (2) !	49	May 3	#17 Ole Miss	LHP Walker Hooks	1	9	0	1-2	3-4	W, 5-4
74	Damian Ruiz (5)	50	May 8	#24 Oklahoma	RHP LJ Mercurius	1	2	1	3-2	3-1	W, 12-2 (7)
75	Alexander Peck (1)	50	May 8	#24 Oklahoma	LHP Jaden Barfield	1	5	1	3-2	5-2	W, 12-2 (7)
76	Camden Kozeal (15)	50	May 8	#24 Oklahoma	RHP Reid Hensley	3	6	0	2-1	7-2	W, 12-2 (7)
77	Maika Niu (7) !	50	May 8	#24 Oklahoma	RHP Brisco Smith	0	7	1	1-1	11-2	W, 12-2 (7)
78	Maika Niu (8)	51	May 9	#24 Oklahoma	LHP Cameron Johnson	0	2	1	0-1	0-1	W, 12-8
79	TJ Pompey (12)	51	May 9	#24 Oklahoma	LHP Cameron Johnson	1	2	1	2-2	1-1	W, 12-8
80	TJ Pompey (13) *	52	May 10	#24 Oklahoma	RHP Cord Rager	0	3	0	0-0	0-5	L, 15-10
81	Camden Kozeal (16)	52	May 10	#24 Oklahoma	RHP Cord Rager	2	5	2	3-2	1-5	L, 15-10
82	Kuhio Aloy (9) *	52	May 10	#24 Oklahoma	LHP Trent Collier	0	6	0	1-1	4-7	L, 15-10
83	TJ Pompey (14) *	52	May 10	#24 Oklahoma	RHP Jason Bodin	0	8	0	2-2	9-14	L, 15-10
84	Zack Stewart (9) *	53	May 14	Kentucky	RHP Jaxon Jelkin	0	9	0	0-1	2-4	L, 4-3
85	Zack Stewart (10) *	54	May 15	Kentucky	LHP Ben Cleaver	0	3	0	0-0	0-0	W, 5-4
86	Camden Kozeal (17)	54	May 15	Kentucky	LHP Ben Cleaver	0	4	1	3-2	1-1	W, 5-4
87	Zack Stewart (11) *	55	May 16	Kentucky	RHP Jack Bennett	0	9	0	1-2	14-12	W, 16-12
88	Nolan Souza (3)	55	May 16	Kentucky	RHP Jack Bennett	0	9	1	0-1	15-12	W, 16-12
89	Camden Kozeal (18)	56	May 20	vs. #23 Tennessee	LHP Evan Blanco	0	1	1	0-1	0-0	W, 8-4
90	Zack Stewart (12)	56	May 20	vs. #23 Tennessee	LHP Evan Blanco	1	1	1	0-0	1-0	W, 8-4
91	Zack Stewart (13) *	56	May 20	vs. #23 Tennessee	LHP Evan Blanco	0	3	0	0-0	4-0	W, 8-4
92	TJ Pompey (15)	56	May 20	vs. #23 Tennessee	RHP Ethan Baiotto	2	5	1	2-0	5-3	W, 8-4
93	Camden Kozeal (19)	57	May 22	vs. #5 Texas	RHP Cody Howard	1	1	0	0-2	0-0	W, 8-1
94	Camden Kozeal (20)	57	May 22	vs. #5 Texas	RHP Cody Howard	2	2	1	0-2	3-1	W, 8-1
95	Ryder Helfrick (16)	58	May 23	vs. #6 Auburn	RHP Ryan Hetzler	0	8	2	1-1	1-1	W, 2-1
96	Maika Niu (9)	59	May 24	vs. #4 Georgia	LHP Caleb Jameson	0	6	1	1-1	0-8	L, 11-1 (7)
97	Reese Robinett (2)	61	May 30	at #13 Kansas	RHP Mason Cook	1	5	2	3-1	1-1	L, 5-3

* - indicates leadoff home run | ^ - indicates back-to-back home run | ! - indicates walk-off home run | + - indicates pinch-hit home run | & - indicates inside-the-park home run



HOME RUN DATA CHART

No.	Player	Game	Date	Opponent	Pitcher	Location	Distance	Launch Angle	Exit Velo
1	Ryder Helfrick (1)	1	Feb. 13	vs. Oklahoma State	LHP Hudson Barrett	LC	428 feet	28.9 degrees	111 mph
2	Ryder Helfrick (2)	1	Feb. 13	vs. Oklahoma State	LHP Hudson Barrett	CF	432 feet	28.3 degrees	109 mph
3	Camden Kozeal (1)	1	Feb. 13	vs. Oklahoma State	LHP Drew Blake	RC	412 feet	31.1 degrees	109 mph
4	Maika Niu (1)	1	Feb. 13	vs. Oklahoma State	RHP Parker Jennings	RC	436 feet	26.5 degrees	114 mph
5	Kuhio Aloy (1)	2	Feb. 14	vs. #10 TCU	RHP Zack James	LC	448 feet	25.2 degrees	111 mph
6	Camden Kozeal (2)	3	Feb. 15	vs. Texas Tech	RHP Will Jordan	RF	409 feet	27.6 degrees	105 mph
7	Camden Kozeal (3)	5	Feb. 20	Xavier	RHP Ryan Piech	LC	378 feet	24.9 degrees	107 mph
8	Camden Kozeal (4)	6	Feb. 21	Xavier	RHP Jack Nobe	RC	388 feet	16.6 degrees	106 mph
9	Ryder Helfrick (3)	6	Feb. 21	Xavier	RHP Jack Nobe	LC	395 feet	14.1 degrees	108 mph
10	Kuhio Aloy (2)	6	Feb. 21	Xavier	RHP Karter Muck	LF	386 feet	36.1 degrees	99 mph
11	Zack Stewart (1)	7	Feb. 22	Xavier	RHP Jack DeTienne	RC	399 feet	21.9 degrees	99 mph
12	Ryder Helfrick (4)	7	Feb. 22	Xavier	RHP Jack DeTienne	LF	406 feet	33.1 degrees	102 mph
13	Kuhio Aloy (3)	7	Feb. 22	Xavier	RHP Asher DeLeo	CF	424 feet	33.3 degrees	106 mph
14	Maika Niu (2)	8	Feb. 24	Arkansas State	RHP Andrew Allen	LF	407 feet	36.5 degrees	106 mph
15	Zack Stewart (2)	8	Feb. 24	Arkansas State	RHP Brett Foss	RF	414 feet	28.7 degrees	110 mph
16	Maika Niu (3)	11	Feb. 28	UT Arlington	RHP Nick Perry	LF	341 feet	41.7 degrees	98 mph
17	Camden Kozeal (5)	11	Feb. 28	UT Arlington	RHP Landon Murphy	RL	372 feet	31.9 degrees	103 mph
18	Zack Stewart (3)	12	March 1	UT Arlington	RHP Zach Evans	CF	412 feet	24.5 degrees	107 mph
19	Camden Kozeal (6)	12	March 1	UT Arlington	RHP Zach Evans	CF	413 feet	31.1 degrees	109 mph
20	Ryder Helfrick (5)	12	March 1	UT Arlington	RHP Jacob Gabler	LF	389 feet	26.8 degrees	105 mph
21	TJ Pompey (1)	13	March 3	Oral Roberts	RHP Will Yeary	CF	437 feet	27.3 degrees	110 mph
22	Reese Robinett (1)	17	March 9	Stetson	RHP Dallis Moran	RC	397 feet	23.5 degrees	109 mph
23	Zack Stewart (4)	18	March 13	#3 Mississippi State	RHP Ryan McPherson	RF	433 feet	18.4 degrees	115 mph
24	TJ Pompey (2)	18	March 13	#3 Mississippi State	LHP Maddox Miller	RC	401 feet	34.1 degrees	106 mph
25	Damian Ruiz (1)	21	March 17	Northern Colorado	RHP Mitch Haythorn	LF	386 feet	28.5 degrees	103 mph
26	TJ Pompey (3)	21	March 17	Northern Colorado	RHP Jax Pfister	LF	354 feet	19.1 degrees	102 mph
27	Maika Niu (4)	23	March 20	at South Carolina	RHP Josh Gunther	CF	402 feet	32.2 degrees	109 mph
28	Damian Ruiz (2)	23	March 20	at South Carolina	RHP Josh Gunther	LF	353 feet	21.9 degrees	110 mph
29	Camden Kozeal (7)	23	March 20	at South Carolina	RHP Josh Gunther	RF	365 feet	25.5 degrees	98 mph
30	Kuhio Aloy (4)	23	March 20	at South Carolina	RHP Josh Gunther	LC	450 feet	23.1 degrees	110 mph
31	TJ Pompey (4)	23	March 20	at South Carolina	LHP Bryce Navarre	LF	388 feet	38.2 degrees	105 mph
32	Maika Niu (5)	23	March 20	at South Carolina	LHP Bryce Navarre	LF	391 feet	26.8 degrees	105 mph
33	Damian Ruiz (3)	24	March 21	at South Carolina	RHP Amp Phillips	CF	417 feet	26.9 degrees	105 mph
34	Nolan Souza (1)	25	March 22	at South Carolina	RHP Brandon Stone	LC	403 feet	25.9 degrees	108 mph
35	Ryder Helfrick (6)	25	March 22	at South Carolina	RHP Zach Russell	LC	444 feet	25.6 degrees	103 mph
36	Zack Stewart (5)	26	March 24	UCA	RHP Jacob Pannell	RC	398 feet	25.3 degrees	105 mph
37	TJ Pompey (5)	26	March 24	UCA	RHP Austin Jones	LF	391 feet	25.5 degrees	106 mph
38	Carter Rutenbar (1)	26	March 24	UCA	RHP JB Williams	RF	379 feet	21.8 degrees	108 mph
39	TJ Pompey (6)	26	March 24	UCA	RHP JB Williams	CF	426 feet	25.1 degrees	112 mph
40	Ryder Helfrick (7)	27	March 27	Florida	LHP Ernesto Lugo-Canchola	RC	390 feet	35.6 degrees	100 mph
41	Ryder Helfrick (8)	29	March 29	Florida	RHP Luke McNeillie	RC	374 feet	28.4 degrees	106 mph
42	Kuhio Aloy (5)	29	March 29	Florida	RHP Luke McNeillie	LC	392 feet	22.1 degrees	108 mph
43	Ryder Helfrick (9)	30	March 31	at Missouri State	LHP Max Knight	LF	430 feet	28.6 degrees	104 mph
44	Nolan Souza (2)	30	March 31	at Missouri State	RHP Brock Lucas	RC	409 feet	32.3 degrees	102 mph
45	Christian Turner (1)	30	March 31	at Missouri State	RHP Trent Ash	LF	361 feet	25.4 degrees	100 mph
46	Camden Kozeal (8)	30	March 31	at Missouri State	LHP Tyler Charlton	CF	432 feet	27.4 degrees	109 mph
47	Ryder Helfrick (10)	31	April 2	at #18 Auburn	RHP Andreas Alvarez	RF	374 feet	22.1 degrees	108 mph
48	Ryder Helfrick (11)	32	April 3	at #18 Auburn	LHP Jake Marciano	LC	401 feet	32.5 degrees	107 mph
49	Ryder Helfrick (12)	32	April 3	at #18 Auburn	RHP Jett Johnson	CF	398 feet	21.3 degrees	104 mph
50	Zack Stewart (6)	34	April 7	Little Rock	RHP Malcolm Brown	LC	369 feet	23.9 degrees	101 mph
51	Camden Kozeal (9)	35	April 10	at #8 Alabama	LHP Matthew Heiberger	LF	350 feet	29.9 degrees	98 mph
52	TJ Pompey (7)	35	April 10	at #8 Alabama	RHP Hagan Banks	LF	383 feet	31.2 degrees	104 mph
53	TJ Pompey (8)	36	April 11	at #8 Alabama	RHP Austin Morris	LF	360 feet	35.7 degrees	94 mph
54	Carter Rutenbar (2)	39	April 16	#5 Georgia	RHP Zach Brown	RC	404 feet	30.2 degrees	105 mph
55	Damian Ruiz (4)	40	April 17	#5 Georgia	RHP Caden Aoki	LF	368 feet	26.2 degrees	104 mph
56	Camden Kozeal (10)	41	April 18	#5 Georgia	RHP Paul Farley	RF	387 feet	32.9 degrees	97 mph
57	Ryder Helfrick (13)	41	April 18	#5 Georgia	RHP Matt Scott	LF	424 feet	29.1 degrees	101 mph
58	Camden Kozeal (11)	42	April 21	Missouri State	RHP Lance Wade	RC	438 feet	29.7 degrees	110 mph
59	Ryder Helfrick (14)	42	April 21	Missouri State	RHP Charlie Spoonhour	LF	362 feet	25.7 degrees	103 mph
60	TJ Pompey (9)	42	April 21	Missouri State	RHP Charlie Spoonhour	LC	406 feet	31.3 degrees	105 mph
61	TJ Pompey (10)	43	April 24	at Missouri	RHP Josh McDevitt	RC	384 feet	32.2 degrees	102 mph
62	Zack Stewart (7)	43	April 24	at Missouri	RHP Trey Lawrence	RC	450 feet	22.0 degrees	109 mph
63	Camden Kozeal (12)	44	April 25	at Missouri	LHP Brady Kehlenbrink	RF	363 feet	35.4 degrees	99 mph
64	TJ Pompey (11)	47	May 1	#17 Ole Miss	LHP Hunter Elliott	LC	416 feet	19.3 degrees	112 mph
65	Camden Kozeal (13)	47	May 1	#17 Ole Miss	LHP Hunter Elliott	RL	422 feet	26.8 degrees	104 mph
66	Kuhio Aloy (6)	47	May 1	#17 Ole Miss	LHP Hunter Elliott	CF	414 feet	15.5 degrees	115 mph
67	Ryder Helfrick (15)	47	May 1	#17 Ole Miss	RHP Landon Koenig	RF	363 feet	22.3 degrees	102 mph

LF - left field | LL - left field line | LC - left center field | CF - center field | RC - right center field | RF - right field | RL - right field line

HOME RUN DATA CHART III



No.	Player	Game	Date	Opponent	Pitcher	Location	Distance	Launch Angle	Exit Velo
68	Maika Niu (6)	48	May 2	#17 Ole Miss	RHP Cade Townsend	LC	419 feet	23.2 degrees	107 mph
69	Kuhio Aloy (7)	48	May 2	#17 Ole Miss	RHP Hudson Calhoun	LF	372 feet	17.5 degrees	103 mph
70	Camden Kozeal (14)	48	May 2	#17 Ole Miss	RHP Hudson Calhoun	LC	397 feet	30.1 degrees	102 mph
71	Zack Stewart (8)	49	May 3	#17 Ole Miss	RHP Taylor Rabe	LF	339 feet	37.7 degrees	99 mph
72	Kuhio Aloy (8)	49	May 3	#17 Ole Miss	RHP JP Robertson	LF	469 feet	27.2 degrees	117 mph
73	Christian Turner (2)	49	May 3	#17 Ole Miss	LHP Walker Hooks	RC	409 feet	30.3 degrees	105 mph
74	Damian Ruiz (5)	50	May 8	#24 Oklahoma	RHP LJ Mercurius	LF	417 feet	22.7 degrees	107 mph
75	Alexander Peck (1)	50	May 8	#24 Oklahoma	LHP Jaden Barfield	LF	404 feet	32.5 degrees	103 mph
76	Camden Kozeal (15)	50	May 8	#24 Oklahoma	RHP Reid Hensley	CF	411 feet	24.9 degrees	103 mph
77	Maika Niu (7)	50	May 8	#24 Oklahoma	RHP Brisco Smith	LC	405 feet	31.1 degrees	102 mph
78	Maika Niu (8)	51	May 9	#24 Oklahoma	LHP Cameron Johnson	RF	406 feet	24.0 degrees	106 mph
79	TJ Pompey (12)	51	May 9	#24 Oklahoma	LHP Cameron Johnson	LC	420 feet	16.0 degrees	115 mph
80	TJ Pompey (13)	52	May 10	#24 Oklahoma	LHP Cord Rager	RC	373 feet	28.9 degrees	98 mph
81	Camden Kozeal (16)	52	May 10	#24 Oklahoma	LHP Cord Rager	RC	417 feet	30.9 degrees	107 mph
82	Kuhio Aloy (9)	52	May 10	#24 Oklahoma	LHP Trent Collier	LF	394 feet	19.6 degrees	112 mph
83	TJ Pompey (14)	52	May 10	#24 Oklahoma	RHP Jason Bodin	LC	444 feet	27.6 degrees	109 mph
84	Zack Stewart (9)	53	May 14	Kentucky	RHP Jaxon Jelkin	RF	387 feet	21.0 degrees	110 mph
85	Zack Stewart (10)	54	May 15	Kentucky	LHP Ben Cleaver	RC	395 feet	20.7 degrees	110 mph
86	Camden Kozeal (17)	54	May 15	Kentucky	LHP Ben Cleaver	RF	400 feet	29.0 degrees	109 mph
87	Zack Stewart (11)	55	May 16	Kentucky	RHP Jack Bennett	RF	380 feet	22.5 degrees	105 mph
88	Nolan Souza (3)	55	May 16	Kentucky	RHP Jack Bennett	RC	406 feet	30.0 degrees	110 mph
89	Camden Kozeal (18)	56	May 20	vs. #23 Tennessee	LHP Evan Blanco	RC	432 feet	24.8 degrees	109 mph
90	Zack Stewart (12)	56	May 20	vs. #23 Tennessee	LHP Evan Blanco	RF	447 feet	21.4 degrees	109 mph
91	Zack Stewart (13)	56	May 20	vs. #23 Tennessee	LHP Evan Blanco	RF	421 feet	20.7 degrees	116 mph
92	TJ Pompey (15)	56	May 20	vs. #23 Tennessee	RHP Ethan Baiotto	LC	434 feet	32.6 degrees	111 mph
93	Camden Kozeal (19)	57	May 22	vs. #5 Texas	RHP Cody Howard	LC	391 feet	31.5 degrees	101 mph
94	Camden Kozeal (20)	57	May 22	vs. #5 Texas	RHP Cody Howard	CF	450 feet	20.3 degrees	111 mph
95	Ryder Helfrick (16)	58	May 23	vs. #6 Auburn	RHP Ryan Hetzler	LF	446 feet	27.0 degrees	112 mph
96	Maika Niu (9)	59	May 24	vs. #4 Georgia	LHP Caleb Jameson	CF	412 feet	25.8 degrees	109 mph
97	Reese Robinett (2)	61	May 30	at #13 Kansas	RHP Mason Cook	CF	413 feet	23.2 degrees	110 mph

LF - left field | LL - left field line | LC - left center field | CF - center field | RC - right center field | RF - right field | RL - right field line



||| TEAM PITCHING GAME-BY-GAME

STARTERS GAME-BY-GAME

Opponent	W-L	IP	H	R	ER	BB	SO
vs. Oklahoma St.	--	4.1	4	2	1	1	9
vs. #10 TCU	L	2.0	3	4	4	3	5
vs. Texas Tech	--	5.0	1	0	0	2	8
vs. Tarleton St.	--	4.1	4	1	1	1	5
Xavier	W	5.0	4	1	1	2	7
Xavier	--	4.0	5	4	2	1	9
Xavier	W	8.0	1	0	0	0	11
Arkansas St.	L	2.0	6	6	6	0	2
Arkansas St.	--	3.2	1	0	0	0	3
UT Arlington	L	5.1	8	4	4	2	5
UT Arlington	W	7.0	2	0	0	1	8
UT Arlington	W	6.0	5	1	0	1	7
Oral Roberts	--	2.0	5	1	1	1	1
Stetson	W	6.0	5	0	0	1	6
Stetson	W	6.0	4	1	0	0	12
Stetson	L	4.0	6	4	3	0	4
Stetson	L	0.0	4	4	4	1	0
#3 MSU	--	5.2	8	2	2	3	4
#3 MSU [DH-1]	L	4.2	4	5	5	3	8
#3 MSU [DH-2]	--	4.2	4	3	3	2	6
UNC	--	2.0	2	2	2	2	2
UNC	W	5.0	1	0	0	3	6
at S Carolina	W	5.0	5	4	2	2	7
at S Carolina	--	6.2	5	2	2	2	12
at S Carolina	L	2.1	4	3	3	2	2
UCA	--	2.0	2	1	1	2	2
Florida	L	1.1	1	3	3	4	0
Florida	--	4.0	5	3	3	4	4
Florida	L	2.1	6	3	3	0	2
at Missouri St.	--	1.0	3	4	4	1	2
at #18 Auburn	L	4.0	6	4	4	4	3
at #18 Auburn	W	7.0	6	2	1	0	11
at #18 Auburn	L	2.2	5	5	5	2	1
Little Rock	--	3.0	2	0	0	1	1
at #8 Alabama	--	6.0	3	2	2	3	9
at #8 Alabama	--	4.1	5	3	2	4	2
at #8 Alabama	--	3.0	3	2	1	2	1
vs. UAPB	W	3.0	1	0	0	0	1
#5 Georgia	W	5.1	5	2	2	1	6
#5 Georgia	L	5.0	7	4	4	2	2
#5 Georgia	--	2.2	4	5	5	1	4
Missouri St.	--	3.2	6	2	2	2	4
at Missouri	W	7.0	7	3	3	1	8
at Missouri	W	6.0	1	0	0	3	5
at Missouri	L	1.1	4	5	5	1	0
Northwestern St.	--	2.0	4	2	2	0	1
#17 Ole Miss	W	6.0	4	1	1	4	9
#17 Ole Miss	L	5.1	9	7	7	1	9
#17 Ole Miss	--	4.0	5	3	2	1	5
#24 Oklahoma	W	7.0	7	2	1	3	7
#24 Oklahoma	--	4.2	5	3	3	2	4
#24 Oklahoma	--	2.0	3	5	5	2	4
Kentucky	L	6.0	5	4	3	1	9
Kentucky	--	5.1	7	2	2	3	7
Kentucky	--	2.1	2	2	2	1	4
vs. #23 Tennessee	--	3.0	1	0	0	1	3
vs. #5 Texas	--	0.2	1	1	1	2	0
vs. #6 Auburn	--	2.0	1	1	1	0	2
vs. #4 Georgia	L	1.0	4	5	5	1	0
vs. Missouri St.	--	4.0	5	3	3	3	7
at #13 Kansas	L	6.1	5	4	4	2	14

BULLPEN GAME-BY-GAME

Opponent	W-L	IP	H	R	ER	BB	SO
vs. Oklahoma St.	W	3.2	0	0	0	1	6
vs. #10 TCU	--	5.0	0	0	0	0	4
vs. Texas Tech	W	6.0	4	5	5	6	5
vs. Tarleton St.	W	4.2	2	0	0	1	8
Xavier	--	4.0	5	1	1	0	2
Xavier	W	5.0	4	2	2	0	5
Xavier	--	--	--	--	--	--	--
Arkansas St.	--	7.0	8	6	5	3	8
Arkansas St.	W	5.1	0	0	0	3	10
UT Arlington	--	3.2	1	0	0	0	5
UT Arlington	--	2.0	0	0	0	1	3
UT Arlington	--	1.0	0	0	0	0	1
Oral Roberts	W	7.0	4	1	1	1	10
Stetson	--	3.0	3	1	1	1	5
Stetson	--	1.0	0	0	0	0	1
Stetson	--	5.0	1	0	0	3	5
Stetson	--	9.0	7	2	2	0	5
#3 MSU	W	3.1	3	2	2	2	3
#3 MSU [DH-1]	--	4.1	4	2	2	3	3
#3 MSU [DH-2]	W	4.1	2	0	0	1	5
UNC	W	6.0	2	0	0	4	10
UNC	--	4.0	4	4	4	1	1
at S Carolina	--	2.0	4	2	2	1	2
at S Carolina	W	3.1	2	0	0	1	4
at S Carolina	--	5.2	8	6	5	2	7
UCA	W	5.0	3	1	1	0	7
Florida	--	7.2	8	6	6	6	9
Florida	L	5.0	5	4	4	4	5
Florida	--	6.2	11	4	4	3	10
at Missouri St.	L	8.0	11	11	8	2	9
at #18 Auburn	L	4.0	7	6	5	1	2
at #18 Auburn	--	2.0	0	0	0	0	3
at #18 Auburn	--	5.1	6	3	3	1	1
Little Rock	W	6.0	5	0	0	0	6
at #8 Alabama	W	3.0	4	3	3	2	3
at #8 Alabama	W	4.2	4	3	2	3	4
at #8 Alabama	W	6.0	6	0	0	3	7
vs. UAPB	--	4.0	1	2	2	6	5
#5 Georgia	--	3.2	2	1	1	2	4
#5 Georgia	--	4.0	4	1	1	1	3
#5 Georgia	L	6.1	17	21	15	5	4
Missouri St.	W	5.1	4	2	1	1	8
at Missouri	--	2.0	1	1	1	1	4
at Missouri	--	3.0	1	0	0	0	2
at Missouri	--	6.2	4	1	1	2	9
Northwestern St.	W	7.0	3	0	0	0	5
#17 Ole Miss	--	1.0	2	1	1	0	2
#17 Ole Miss	--	3.2	7	4	4	0	5
#17 Ole Miss	W	5.0	2	1	1	1	5
#24 Oklahoma	--	--	--	--	--	--	--
#24 Oklahoma	W	4.1	7	5	5	1	4
#24 Oklahoma	L	7.0	10	10	9	5	6
Kentucky	--	2.0	2	0	0	0	3
Kentucky	W	3.2	4	2	2	1	9
Kentucky	W	6.2	15	10	8	2	6
vs. #23 Tennessee	W	6.0	7	4	2	1	7
vs. #5 Texas	W	8.1	3	0	0	2	14
vs. #6 Auburn	W	7.0	6	0	0	1	9
vs. #4 Georgia	--	5.0	6	6	5	4	6
vs. Missouri St.	W	5.0	5	2	2	2	4
at #13 Kansas	--	1.2	1	1	1	3	2

STARTING PITCHER GAME-BY-GAME

Date / Opponent	Starting Pitcher
Feb. 13 / vs. Oklahoma St.	RHP Gabe Gaekle
Feb. 14 / vs. #10 TCU	LHP Hunter Dietz
Feb. 15 / vs. Texas Tech	LHP Colin Fisher
Feb. 16 / vs. Tarleton St.	RHP Peyton Lee
Feb. 20 / Xavier	RHP Gabe Gaekle
Feb. 21 / Xavier	LHP Hunter Dietz
Feb. 22 / Xavier	LHP Colin Fisher
Feb. 24 / Arkansas St.	LHP Peyton Lee
Feb. 25 / Arkansas St.	RHP James DeCremer
Feb. 27 / UT Arlington	RHP Gabe Gaekle
Feb. 28 / UT Arlington	LHP Hunter Dietz
March 1 / UT Arlington	LHP Colin Fisher
March 3 / Oral Roberts	RHP James DeCremer
March 6 / Stetson	RHP Gabe Gaekle
March 7 / Stetson	LHP Hunter Dietz
March 8 / Stetson	LHP Colin Fisher
March 9 / Stetson	RHP James DeCremer
March 13 / #3 MSU	RHP Gabe Gaekle
March 14 / #3 MSU [DH-1]	LHP Hunter Dietz
March 14 / #3 MSU [DH-2]	LHP Colin Fisher
March 17 / UNC	RHP Mark Brissey
March 18 / UNC	RHP Peyton Lee
March 20 / at S Carolina	RHP Gabe Gaekle
March 21 / at S Carolina	LHP Hunter Dietz
March 22 / at S Carolina	LHP Colin Fisher
March 24 / UCA	RHP Peyton Lee
March 27 / Florida	RHP Gabe Gaekle
March 28 / Florida	LHP Hunter Dietz
March 29 / Florida	LHP Colin Fisher
March 31 / at Missouri St.	RHP Steele Eaves
April 2 / at #18 Auburn	RHP Gabe Gaekle
April 3 / at #18 Auburn	LHP Hunter Dietz
April 4 / at #18 Auburn	LHP Colin Fisher
April 7 / Little Rock	RHP Tate McGuire
April 10 / at #8 Alabama	LHP Hunter Dietz
April 11 / at #8 Alabama	LHP Cole Gibler
April 12 / at #8 Alabama	RHP Tate McGuire
April 14 / vs. UAPB	LHP Colin Fisher
April 16 / #5 Georgia	LHP Hunter Dietz
April 17 / #5 Georgia	LHP Cole Gibler
April 18 / #5 Georgia	LHP Parker Coil
April 21 / Missouri St.	RHP Tate McGuire
April 24 / at Missouri	LHP Hunter Dietz
April 25 / at Missouri	LHP Cole Gibler
April 26 / at Missouri	LHP Colin Fisher
April 29 / Northwestern St.	RHP Tate McGuire
May 1 / #17 Ole Miss	LHP Hunter Dietz
May 2 / #17 Ole Miss	LHP Cole Gibler
May 3 / #17 Ole Miss	RHP Gabe Gaekle
May 8 / #24 Oklahoma	LHP Hunter Dietz
May 9 / #24 Oklahoma	RHP Gabe Gaekle
May 10 / #24 Oklahoma	LHP Cole Gibler
May 14 / at Kentucky	LHP Hunter Dietz
May 15 / at Kentucky	RHP Gabe Gaekle
May 16 / at Kentucky	RHP Tate McGuire
May 20 / vs. #23 Tennessee	RHP Tate McGuire
May 22 / vs. #5 Texas	LHP Hunter Dietz
May 23 / vs. #6 Auburn	RHP Cooper Dossett
May 24 / vs. #4 Georgia	RHP Tate McGuire
May 29 / vs. Missouri St.	RHP Gabe Gaekle
May 30 / at #13 Kansas	LHP Hunter Dietz



STARTER STATISTICS

Player	era	w-l	app	gs	cg	sho	sv	ip	h	r	er	bb	so	2b	3b	hr	b/avg	wp	hp	bk	sfa	sha
32 Hunter Dietz	3.57	7-4	16	16	1	0/1	0	85.2	71	40	34	31	131	9	1	10	.221	9	7	0	0	3
20 Gabe Gaeckle	4.45	3-3	12	12	0	0/0	0	54.2	63	31	27	28	64	9	0	10	.288	4	3	0	3	3
48 Cooper Dossett	4.50	0-0	1	1	0	0/0	0	2.0	1	1	1	0	2	0	0	1	.143	0	0	0	0	0
38 Colin Fisher	5.03	3-5	10	10	1	1/0	0	39.1	37	24	22	10	42	6	0	4	.245	1	5	0	0	0
22 Peyton Lee	5.40	1-1	4	4	0	0/0	0	13.1	13	8	8	6	15	1	1	2	.260	1	3	0	0	0
26 Tate McGuire	6.00	0-1	7	7	0	0/1	0	18.0	22	13	12	8	14	4	0	3	.297	0	0	0	0	0
29 Cole Gibler	7.15	1-2	5	5	0	0/1	0	22.2	25	19	18	12	22	2	0	6	.278	1	1	0	0	0
40 James DeCremer	7.94	0-1	3	3	0	0/1	0	5.2	10	5	5	2	4	1	0	1	.385	1	0	0	0	0
14 Mark Brissey	9.00	0-0	1	1	0	0/0	0	2.0	2	2	2	2	2	0	0	0	.286	0	1	0	0	0
36 Parker Coil	16.88	0-0	1	1	0	0/0	0	2.2	4	5	5	1	4	1	0	2	.333	0	1	0	0	0
13 Steele Eaves	36.00	0-0	1	1	0	0/0	0	1.0	3	4	4	1	2	1	0	1	.500	0	1	0	0	0
Totals	5.03	15-17	61	61	2	5/4	0	247.0	251	152	138	101	302	34	2	40	.261	17	22	0	3	6
Opponents	6.18	9-20	61	61	0	0/0	0	231.2	239	175	159	126	274	41	2	43	.263	23	16	1	6	3

TEAM RECORD PER STARTER

Pitcher (Total Starts)	Record
Hunter Dietz (16)	11-5
Gabe Gaeckle (12)	9-3
Colin Fisher (10)	5-5
Tate McGuire (7)	6-1
Cole Gibler (5)	2-3
Peyton Lee (4)	3-1
James DeCremer (3)	2-1
Mark Brissey (1)	1-0
Cooper Dossett (1)	1-0
Parker Coil (1)	0-1
Steele Eaves (1)	0-1

QUALITY STARTS

Pitcher (Total Starts)	QS	Record
Hunter Dietz (16)	9	8-1
Colin Fisher (10)	2	2-0
Gabe Gaeckle (12)	1	1-0
Cole Gibler (5)	1	1-0
Mark Brissey (1)	0	0-0
Parker Coil (1)	0	0-0
James DeCremer (3)	0	0-0
Cooper Dossett (1)	0	0-0
Steele Eaves (1)	0	0-0
Peyton Lee (4)	0	0-0
Tate McGuire (7)	0	0-0

RUN SUPPORT

Pitcher (Total Starts)	Runs	Per Start
Parker Coil (1)	14	14.0
Steele Eaves (1)	14	14.0
Mark Brissey (1)	13	13.0
Peyton Lee (4)	31	7.8
Gabe Gaeckle (12)	91	7.6
Cole Gibler (5)	38	7.6
Tate McGuire (7)	52	7.4
Hunter Dietz (16)	101	6.3
Colin Fisher (10)	62	6.2
James DeCremer (3)	15	5.0
Cooper Dossett (1)	2	2.0

RELIEVER STATISTICS

Player	era	w-l	app	gs	cg	sho	sv	ip	h	r	er	bb	so	2b	3b	hr	b/avg	wp	hp	bk	sfa	sha
28 Jordan Martin	0.00	0-0	3	0	0	0/0	0	3.0	4	0	0	2	3	0	0	0	.333	0	0	0	0	0
45 Tye Briscoe	0.00	0-0	2	0	0	0/0	0	1.0	0	0	0	1	3	0	0	0	.000	0	0	0	0	0
33 Ethan McElvain	1.03	6-0	19	0	0	0/1	6	35.0	21	4	4	10	52	3	0	1	.163	1	3	0	0	1
40 James DeCremer	1.98	0-0	10	0	0	0/0	1	13.2	12	4	3	6	13	4	0	0	.245	2	3	1	0	2
13 Steele Eaves	2.27	6-1	26	0	0	0/3	1	39.2	32	13	10	8	34	5	0	6	.215	1	4	2	1	1
36 Parker Coil	3.14	3-0	25	0	0	0/2	2	43.0	41	21	15	8	52	7	0	6	.240	0	3	1	2	2
20 Gabe Gaeckle	3.18	3-0	8	0	0	0/1	0	17.0	17	8	6	7	23	2	0	3	.246	1	1	0	0	0
29 Cole Gibler	4.04	4-0	13	0	0	0/0	1	35.2	28	17	16	13	35	3	1	5	.209	5	3	0	1	0
11 Luke Cornelison	4.50	0-0	4	0	0	0/0	0	6.0	7	4	3	2	6	0	0	2	.280	1	0	0	0	0
26 Tate McGuire	4.67	1-0	13	0	0	0/0	0	27.0	24	14	14	6	24	1	0	7	.238	1	1	0	0	0
1 Carson Brumbaugh	5.40	0-0	2	0	0	0/0	0	1.2	1	1	1	1	1	1	0	0	.200	2	1	0	0	0
38 Colin Fisher	5.74	1-2	7	0	0	0/0	0	15.2	18	13	10	6	15	1	0	3	.281	4	3	0	0	0
48 Cooper Dossett	7.90	0-0	13	0	0	0/1	0	13.2	11	12	12	10	15	2	0	3	.224	0	0	1	0	0
14 Mark Brissey	8.78	0-0	12	0	0	0/1	1	13.1	13	14	13	10	18	0	0	3	.245	1	2	0	0	0
15 Jackson Kircher	9.28	1-0	12	0	0	0/0	0	10.2	12	12	11	11	17	2	0	1	.279	2	3	0	0	0
34 Joey Lorenzini	45.00	0-0	2	0	0	0/0	0	1.0	5	5	5	1	0	0	0	2	.625	0	1	1	0	0
22 Peyton Lee	72.00	0-1	2	0	0	0/0	0	1.0	7	9	8	0	0	1	0	3	.636	0	1	0	0	0
Totals	4.24	25-4	61	0	0	5/4	12	278.0	253	151	131	102	311	32	1	45	.235	21	29	6	4	6
Opponents	7.33	12-20	61	0	0	0/0	13	280.0	317	258	228	181	312	71	4	54	.282	42	30	3	18	5



||| GAME-BY-GAME BATTING ORDER

RECORD: 40-21 • HOME: 22-12 • AWAY: 10-7 • NEUTRAL: 8-2 • SEC: 17-13

Date	Opponent	1	2	3	4	5	6	7	8	9
Feb. 13	vs. Oklahoma State	Souza	Helfrick	Kozeal	Niu	Aloy	Robinett	Pompey	Brumbaugh	Ruiz
Feb. 14	vs. #10 TCU	Souza	Helfrick	Kozeal	Niu	Aloy	Robinett	Pompey	Brumbaugh	Ruiz
Feb. 15	vs. Texas Tech	Ruiz	Helfrick	Niu	Kozeal	Peck	Rutenbar	Pompey	Brumbaugh	Turner
Feb. 16	vs. Tarleton State	Ruiz	Helfrick	Kozeal	Niu	Robinett	Souza	Pompey	Stewart	Brumbaugh
Feb. 20	Xavier	Ruiz	Souza	Helfrick	Kozeal	Aloy	Robinett	Niu	Pompey	Brumbaugh
Feb. 21	Xavier	Ruiz	Souza	Helfrick	Kozeal	Aloy	Robinett	Niu	Pompey	Brumbaugh
Feb. 22	Xavier	Niu	Souza	Helfrick	Kozeal	Aloy	Robinett	Pompey	Stewart	Brumbaugh
Feb. 24	Arkansas State	Niu	Souza	Helfrick	Kozeal	Aloy	Robinett	Pompey	Stewart	Willis
Feb. 25	Arkansas State	Niu	Helfrick	Robinett	Aloy	Souza	Stewart	Pompey	Turner	Brumbaugh
Feb. 27	UT Arlington	Ruiz	Helfrick	Kozeal	Aloy	Robinett	Niu	Souza	Pompey	Brumbaugh
Feb. 28	UT Arlington	Ruiz	Kozeal	Helfrick	Aloy	Robinett	Stewart	Niu	Souza	Brumbaugh
March 1	UT Arlington	Ruiz	Kozeal	Helfrick	Aloy	Robinett	Stewart	Niu	Souza	Brumbaugh
March 3	Oral Roberts	Ruiz	Helfrick	Kozeal	Aloy	Robinett	Niu	Stewart	Brumbaugh	Pompey
March 6	Stetson	Ruiz	Helfrick	Kozeal	Aloy	Stewart	Niu	Robinett	Pompey	Brumbaugh
March 7	Stetson	Ruiz	Kozeal	Helfrick	Stewart	Aloy	Robinett	Niu	Souza	Pompey
March 8	Stetson	Ruiz	Helfrick	Kozeal	Aloy	Robinett	Niu	Souza	Rutenbar	Brumbaugh
March 9	Stetson	Ruiz	Kozeal	Helfrick	Rutenbar	Aloy	Robinett	Niu	Souza	Pompey
March 13	#3 Mississippi State	Ruiz	Kozeal	Helfrick	Stewart	Niu	Rutenbar	Aloy	Robinett	Souza
March 14	#3 Mississippi State [DH-1]	Ruiz	Kozeal	Helfrick	Niu	Stewart	Aloy	Robinett	Pompey	Souza
March 14	#3 Mississippi State [DH-2]	Ruiz	Kozeal	Helfrick	Stewart	Aloy	Niu	Robinett	Pompey	Souza
March 17	Northern Colorado	Ruiz	Kozeal	Helfrick	Stewart	Niu	Rutenbar	Pompey	Souza	Schaefer
March 18	Northern Colorado	Ruiz	Kozeal	Aloy	Stewart	Rutenbar	Pompey	Robinett	Brumbaugh	Turner
March 20	at South Carolina	Ruiz	Kozeal	Helfrick	Stewart	Niu	Robinett	Aloy	Pompey	Souza
March 21	at South Carolina	Ruiz	Kozeal	Helfrick	Stewart	Niu	Robinett	Aloy	Pompey	Souza
March 22	at South Carolina	Ruiz	Kozeal	Helfrick	Stewart	Niu	Robinett	Aloy	Pompey	Souza
March 24	UCA	Ruiz	Kozeal	Helfrick	Stewart	Niu	Souza	Aloy	Robinett	Pompey
March 27	Florida	Ruiz	Kozeal	Helfrick	Stewart	Souza	Niu	Rutenbar	Robinett	Pompey
March 28	Florida	Ruiz	Kozeal	Helfrick	Stewart	Niu	Souza	Robinett	Aloy	Rutenbar
March 29	Florida	Rutenbar	Helfrick	Kozeal	Stewart	Aloy	Souza	Robinett	Ruiz	Turner
March 31	at Missouri State	Rutenbar	Kozeal	Helfrick	Stewart	Robinett	Aloy	Souza	Pompey	Turner
April 2	at #18 Auburn	Rutenbar	Souza	Kozeal	Helfrick	Stewart	Robinett	Turner	Niu	Pompey
April 3	at #18 Auburn	Souza	Helfrick	Kozeal	Rutenbar	Niu	Robinett	Stewart	Aloy	Turner
April 4	at #18 Auburn	Souza	Helfrick	Kozeal	Rutenbar	Niu	Robinett	Stewart	Aloy	Turner
April 7	Little Rock	Rutenbar	Helfrick	Kozeal	Niu	Souza	Aloy	Stewart	Pompey	Robinett
April 10	at #8 Alabama	Rutenbar	Kozeal	Helfrick	Souza	Stewart	Robinett	Aloy	Turner	Pompey
April 11	at #8 Alabama	Rutenbar	Helfrick	Niu	Kozeal	Ruiz	Aloy	Peck	Souza	Pompey
April 12	at #8 Alabama	Rutenbar	Helfrick	Niu	Kozeal	Ruiz	Aloy	Souza	Pompey	Robinett
April 14	vs. UAPB	Rutenbar	Helfrick	Kozeal	Ruiz	Souza	Niu	Stewart	Aloy	Pompey
April 16	#5 Georgia	Rutenbar	Helfrick	Kozeal	Ruiz	Souza	Niu	Aloy	Robinett	Pompey
April 17	#5 Georgia	Rutenbar	Helfrick	Kozeal	Ruiz	Souza	Niu	Stewart	Robinett	Pompey
April 18	#5 Georgia	Rutenbar	Ruiz	Kozeal	Helfrick	Souza	Niu	Stewart	Aloy	Pompey
April 21	Missouri State	Rutenbar	Ruiz	Kozeal	Helfrick	Souza	Stewart	Robinett	Aloy	Turner
April 24	at Missouri	Rutenbar	Ruiz	Kozeal	Helfrick	Souza	Stewart	Aloy	Robinett	Pompey
April 25	at Missouri	Rutenbar	Ruiz	Helfrick	Kozeal	Niu	Souza	Aloy	Robinett	Pompey
April 26	at Missouri	Rutenbar	Ruiz	Kozeal	Helfrick	Souza	Niu	Stewart	Robinett	Pompey
April 29	Northwestern State	Rutenbar	Kozeal	Helfrick	Ruiz	Souza	Niu	Aloy	Robinett	Pompey
May 1	#17 Ole Miss	Rutenbar	Niu	Helfrick	Kozeal	Ruiz	Souza	Aloy	Stewart	Pompey
May 2	#17 Ole Miss	Rutenbar	Niu	Kozeal	Helfrick	Souza	Ruiz	Stewart	Aloy	Pompey
May 3	#17 Ole Miss	Ruiz	Helfrick	Kozeal	Niu	Aloy	Rutenbar	Pompey	Souza	Stewart
May 8	#24 Oklahoma	Ruiz	Kozeal	Helfrick	Rutenbar	Aloy	Souza	Niu	Stewart	Pompey
May 9	#24 Oklahoma	Ruiz	Kozeal	Helfrick	Aloy	Souza	Niu	Stewart	Pompey	Peck
May 10	#24 Oklahoma	Ruiz	Kozeal	Helfrick	Aloy	Souza	Niu	Stewart	Pompey	Rutenbar
May 14	Kentucky	Ruiz	Helfrick	Kozeal	Aloy	Souza	Niu	Stewart	Pompey	Rutenbar
May 15	Kentucky	Ruiz	Pompey	Helfrick	Aloy	Kozeal	Niu	Souza	Peck	Stewart
May 16	Kentucky	Ruiz	Kozeal	Helfrick	Stewart	Aloy	Souza	Pompey	Rutenbar	Turner
May 20	vs. #23 Tennessee	Ruiz	Kozeal	Helfrick	Stewart	Pompey	Souza	Aloy	Niu	Robinett
May 22	vs. #5 Texas	Ruiz	Kozeal	Helfrick	Stewart	Pompey	Souza	Niu	Rutenbar	Robinett
May 23	vs. #6 Auburn	Ruiz	Kozeal	Helfrick	Stewart	Pompey	Souza	Niu	Rutenbar	Robinett
May 24	vs. #4 Georgia	Ruiz	Kozeal	Helfrick	Stewart	Pompey	Souza	Niu	Rutenbar	Robinett
May 29	vs. Missouri State	Ruiz	Kozeal	Helfrick	Stewart	Pompey	Souza	Niu	Rutenbar	Robinett
May 30	at #13 Kansas	Ruiz	Kozeal	Helfrick	Stewart	Pompey	Souza	Niu	Rutenbar	Robinett

GAME-BY-GAME DEFENSIVE LINEUP III



RECORD: 40-21 • HOME: 22-12 • AWAY: 10-7 • NEUTRAL: 8-2 • SEC: 17-13

Date	Opponent	C	1B	2B	3B	SS	LF	CF	RF	DH	SP
Feb. 13	vs. Oklahoma State	Helfrick	Robinett	Kozeal	Pompey	Brumbaugh	Ruiz	Niu	Aloy	Souza	Gaeckle
Feb. 14	vs. #10 TCU	Helfrick	Robinett	Kozeal	Pompey	Brumbaugh	Ruiz	Niu	Aloy	Souza	Dietz
Feb. 15	vs. Texas Tech	Helfrick	Peck	Kozeal	Pompey	Brumbaugh	Ruiz	Niu	Turner	Rutenbar	Fisher
Feb. 16	vs. Tarleton State	Helfrick	Robinett	Kozeal	Pompey	Brumbaugh	Ruiz	Niu	Stewart	Souza	Lee
Feb. 20	Xavier	Helfrick	Robinett	Kozeal	Pompey	Brumbaugh	Ruiz	Niu	Aloy	Souza	Gaeckle
Feb. 21	Xavier	Helfrick	Robinett	Kozeal	Pompey	Brumbaugh	Ruiz	Niu	Aloy	Souza	Dietz
Feb. 22	Xavier	Helfrick	Robinett	Kozeal	Pompey	Brumbaugh	Stewart	Niu	Aloy	Souza	Fisher
Feb. 24	Arkansas State	Helfrick	Robinett	Kozeal	Souza	Pompey	Stewart	Niu	Aloy	Willis	Lee
Feb. 25	Arkansas State	Helfrick	Robinett	Souza	Pompey	Brumbaugh	Turner	Niu	Aloy	Stewart	DeCremer
Feb. 27	UT Arlington	Helfrick	Robinett	Souza	Pompey	Brumbaugh	Ruiz	Niu	Aloy	Kozeal	Gaeckle
Feb. 28	UT Arlington	Helfrick	Robinett	Kozeal	Souza	Brumbaugh	Ruiz	Niu	Stewart	Aloy	Dietz
March 1	UT Arlington	Helfrick	Robinett	Kozeal	Souza	Brumbaugh	Ruiz	Niu	Stewart	Aloy	Fisher
March 3	Oral Roberts	Helfrick	Robinett	Kozeal	Pompey	Brumbaugh	Ruiz	Niu	Aloy	Stewart	DeCremer
March 6	Stetson	Helfrick	Robinett	Kozeal	Pompey	Brumbaugh	Ruiz	Niu	Stewart	Aloy	Gaeckle
March 7	Stetson	Helfrick	Robinett	Kozeal	Souza	Pompey	Ruiz	Niu	Aloy	Stewart	Dietz
March 8	Stetson	Helfrick	Robinett	Kozeal	Souza	Brumbaugh	Ruiz	Niu	Rutenbar	Aloy	Fisher
March 9	Stetson	Helfrick	Robinett	Kozeal	Pompey	Souza	Ruiz	Niu	Aloy	Rutenbar	DeCremer
March 13	#3 Mississippi State	Helfrick	Rutenbar	Souza	Robinett	Kozeal	Ruiz	Niu	Aloy	Stewart	Gaeckle
March 14	#3 Mississippi State [DH-1]	Helfrick	Robinett	Souza	Pompey	Kozeal	Ruiz	Niu	Aloy	Stewart	Dietz
March 14	#3 Mississippi State [DH-2]	Helfrick	Robinett	Souza	Pompey	Kozeal	Ruiz	Niu	Aloy	Stewart	Fisher
March 17	Northern Colorado	Helfrick	Rutenbar	Souza	Pompey	Kozeal	Ruiz	Niu	Schaefer	Stewart	Brissey
March 18	Northern Colorado	Rutenbar	Robinett	Kozeal	Pompey	Brumbaugh	Turner	Ruiz	Stewart	Aloy	Lee
March 20	at South Carolina	Helfrick	Robinett	Souza	Pompey	Kozeal	Ruiz	Niu	Stewart	Aloy	Gaeckle
March 21	at South Carolina	Helfrick	Robinett	Souza	Pompey	Kozeal	Ruiz	Niu	Stewart	Aloy	Dietz
March 22	at South Carolina	Helfrick	Robinett	Souza	Pompey	Kozeal	Ruiz	Niu	Stewart	Aloy	Fisher
March 24	UCA	Helfrick	Robinett	Souza	Pompey	Kozeal	Ruiz	Niu	Stewart	Aloy	Lee
March 27	Florida	Helfrick	Robinett	Souza	Pompey	Kozeal	Ruiz	Niu	Stewart	Rutenbar	Gaeckle
March 28	Florida	Helfrick	Rutenbar	Souza	Robinett	Kozeal	Ruiz	Niu	Stewart	Aloy	Dietz
March 29	Florida	Helfrick	Rutenbar	Souza	Robinett	Kozeal	Turner	Ruiz	Stewart	Aloy	Fisher
March 31	at Missouri State	Helfrick	Robinett	Souza	Pompey	Kozeal	Rutenbar	Turner	Stewart	Aloy	Eaves
April 2	at #18 Auburn	Helfrick	Robinett	Souza	Pompey	Kozeal	Turner	Niu	Stewart	Rutenbar	Gaeckle
April 3	at #18 Auburn	Helfrick	Rutenbar	Souza	Robinett	Kozeal	Turner	Niu	Stewart	Aloy	Dietz
April 4	at #18 Auburn	Helfrick	Rutenbar	Souza	Robinett	Kozeal	Turner	Niu	Stewart	Aloy	Fisher
April 7	Little Rock	Helfrick	Robinett	Souza	Pompey	Kozeal	Rutenbar	Niu	Stewart	Aloy	McGuire
April 10	at #8 Alabama	Helfrick	Robinett	Souza	Pompey	Kozeal	Rutenbar	Turner	Stewart	Aloy	Dietz
April 11	at #8 Alabama	Helfrick	Peck	Souza	Pompey	Kozeal	Ruiz	Niu	Rutenbar	Aloy	Gibler
April 12	at #8 Alabama	Helfrick	Robinett	Souza	Pompey	Kozeal	Ruiz	Niu	Rutenbar	Aloy	McGuire
April 14	vs. UAPB	Helfrick	Rutenbar	Souza	Pompey	Kozeal	Ruiz	Niu	Stewart	Aloy	Fisher
April 16	#5 Georgia	Helfrick	Robinett	Souza	Pompey	Kozeal	Ruiz	Niu	Rutenbar	Aloy	Dietz
April 17	#5 Georgia	Helfrick	Robinett	Souza	Pompey	Kozeal	Ruiz	Niu	Rutenbar	Stewart	Gibler
April 18	#5 Georgia	Helfrick	Rutenbar	Souza	Pompey	Kozeal	Ruiz	Niu	Stewart	Aloy	Coil
April 21	Missouri State	Helfrick	Rutenbar	Souza	Robinett	Kozeal	Turner	Ruiz	Stewart	Aloy	McGuire
April 24	at Missouri	Helfrick	Robinett	Souza	Pompey	Kozeal	Rutenbar	Ruiz	Stewart	Aloy	Dietz
April 25	at Missouri	Helfrick	Robinett	Souza	Pompey	Kozeal	Ruiz	Niu	Rutenbar	Aloy	Gibler
April 26	at Missouri	Helfrick	Robinett	Souza	Pompey	Kozeal	Ruiz	Niu	Rutenbar	Stewart	Fisher
April 29	Northwestern State	Helfrick	Robinett	Souza	Pompey	Kozeal	Ruiz	Niu	Rutenbar	Aloy	McGuire
May 1	#17 Ole Miss	Helfrick	Rutenbar	Souza	Pompey	Kozeal	Ruiz	Niu	Stewart	Aloy	Dietz
May 2	#17 Ole Miss	Helfrick	Rutenbar	Souza	Pompey	Kozeal	Ruiz	Niu	Stewart	Aloy	Gibler
May 3	#17 Ole Miss	Helfrick	Rutenbar	Souza	Pompey	Kozeal	Ruiz	Niu	Stewart	Aloy	Gaeckle
May 8	#24 Oklahoma	Helfrick	Rutenbar	Souza	Pompey	Kozeal	Ruiz	Niu	Stewart	Aloy	Dietz
May 9	#24 Oklahoma	Helfrick	Peck	Souza	Pompey	Kozeal	Ruiz	Niu	Stewart	Aloy	Gaeckle
May 10	#24 Oklahoma	Helfrick	Rutenbar	Souza	Pompey	Kozeal	Ruiz	Niu	Stewart	Aloy	Gibler
May 14	Kentucky	Helfrick	Rutenbar	Souza	Pompey	Kozeal	Ruiz	Niu	Stewart	Aloy	Dietz
May 15	Kentucky	Helfrick	Peck	Souza	Pompey	Kozeal	Ruiz	Niu	Stewart	Aloy	Gaeckle
May 16	Kentucky	Helfrick	Rutenbar	Souza	Pompey	Kozeal	Ruiz	Turner	Stewart	Aloy	McGuire
May 20	vs. #23 Tennessee	Helfrick	Robinett	Souza	Pompey	Kozeal	Ruiz	Niu	Stewart	Aloy	McGuire
May 22	vs. #5 Texas	Helfrick	Robinett	Souza	Pompey	Kozeal	Ruiz	Niu	Stewart	Rutenbar	Dietz
May 23	vs. #6 Auburn	Helfrick	Robinett	Souza	Pompey	Kozeal	Ruiz	Niu	Stewart	Rutenbar	Dossett
May 24	vs. #4 Georgia	Helfrick	Robinett	Souza	Pompey	Kozeal	Ruiz	Niu	Stewart	Rutenbar	McGuire
May 29	vs. Missouri State	Helfrick	Robinett	Souza	Pompey	Kozeal	Ruiz	Niu	Stewart	Rutenbar	Gaeckle
May 30	at #13 Kansas	Helfrick	Robinett	Souza	Pompey	Kozeal	Ruiz	Niu	Stewart	Rutenbar	Dietz



||| GAME-BY-GAME HITTING

RECORD: 40-21 • HOME: 22-12 • AWAY: 10-7 • NEUTRAL: 8-2 • SEC: 17-13

Date	Opponent	AB	R	H	RBI	2B	3B	HR	BB	IBB	SB	CS	HBP	SAC	SF	GDP	K	PO	A	E	Avg
Feb. 13	vs. Oklahoma State	35	12	13	12	1	0	4	4	1	2	1	0	0	1	0	11	24	6	1	.371
Feb. 14	vs. #10 TCU	34	4	6	3	1	0	1	7	0	2	0	1	0	0	0	14	24	5	0	.275
Feb. 15	vs. Texas Tech	40	6	9	4	1	0	1	7	0	2	0	0	0	1	0	14	33	9	0	.257
Feb. 16	vs. Tarleton State	34	3	8	3	2	0	0	2	0	1	1	0	0	0	1	7	27	6	1	.252
Feb. 20	Xavier	28	5	5	5	2	0	1	2	0	0	1	1	0	0	1	12	27	13	1	.240
Feb. 21	Xavier	37	7	13	7	1	1	3	4	0	1	1	0	0	0	0	10	27	8	2	.260
Feb. 22	Xavier	37	11	14	11	3	0	3	4	1	0	0	0	0	0	0	10	24	11	0	.278
Feb. 24	Arkansas State	32	4	8	4	0	0	2	4	0	0	0	0	0	0	1	9	27	9	1	.274
Feb. 25	Arkansas State	27	1	7	1	0	0	0	6	1	2	0	0	1	0	2	7	27	11	1	.273
Feb. 27	UT Arlington	31	3	4	3	2	0	0	2	0	0	0	0	0	0	2	11	27	11	0	.260
Feb. 28	UT Arlington	34	9	12	9	0	0	2	3	0	1	0	1	0	1	1	5	27	10	0	.268
March 1	UT Arlington	32	11	14	11	4	0	3	6	0	3	0	0	0	1	0	3	21	8	2	.282
March 3	Oral Roberts	37	10	12	8	2	0	1	6	0	1	0	0	0	1	0	9	27	8	1	.285
March 6	Stetson	33	7	13	7	5	0	0	6	0	0	0	0	0	1	2	5	27	4	3	.293
March 7	Stetson	28	13	13	12	3	0	0	9	0	4	1	1	0	2	0	5	21	5	1	.303
March 8	Stetson	29	1	5	1	2	0	0	6	0	1	0	0	1	0	1	5	27	12	2	.295
March 9	Stetson	39	4	12	3	2	0	1	1	0	0	1	1	0	0	0	10	27	15	0	.296
March 13	#3 Mississippi State	32	5	7	5	1	0	2	1	0	0	0	0	0	0	0	10	27	10	1	.292
March 14	#3 Mississippi State [DH-1]	33	2	6	2	2	1	0	2	0	1	0	0	0	0	0	11	27	8	0	.286
March 14	#3 Mississippi State [DH-2]	32	7	8	4	1	0	0	7	0	3	1	1	0	0	0	13	27	10	1	.285
March 17	Northern Colorado	33	13	12	10	5	0	2	14	0	5	0	1	0	0	2	5	24	7	1	.288
March 18	Northern Colorado	33	9	11	8	2	1	0	9	0	4	0	1	0	0	2	5	27	13	0	.290
March 20	at South Carolina	36	22	14	21	2	0	6	12	0	2	0	3	0	1	0	10	21	4	1	.295
March 21	at South Carolina	34	3	5	2	1	0	1	5	1	0	0	0	1	0	0	10	30	7	0	.289
March 22	at South Carolina	37	4	10	4	4	0	2	3	0	0	0	0	0	0	0	9	24	9	2	.288
March 24	UCA	29	15	10	14	3	0	4	7	0	1	0	2	0	0	0	7	21	1	0	.290
March 27	Florida	32	4	5	4	3	0	1	7	0	0	0	0	0	0	0	16	27	11	0	.285
March 28	Florida	35	4	6	2	1	0	0	3	0	3	0	0	0	1	0	11	27	15	0	.281
March 29	Florida	37	6	10	5	2	0	2	1	0	1	0	0	0	0	1	10	27	7	0	.280
March 31	at Missouri State	40	14	12	14	2	0	4	9	0	0	0	0	0	1	1	14	27	7	2	.281
April 2	at #18 Auburn	36	2	10	2	2	0	1	2	0	0	1	1	0	0	0	15	24	9	1	.281
April 3	at #18 Auburn	33	3	6	3	1	0	2	1	0	0	0	0	0	0	0	12	27	10	1	.278
April 4	at #18 Auburn	30	3	4	3	0	0	0	1	0	0	0	2	0	0	0	12	24	13	0	.274
April 7	Little Rock	28	7	4	6	2	0	1	7	1	3	0	2	0	1	0	7	27	13	2	.271
April 10	at #8 Alabama	36	7	9	5	3	0	2	3	0	1	0	1	0	0	0	9	27	7	2	.270
April 11	at #8 Alabama	38	15	14	14	4	0	1	4	0	3	1	2	1	2	0	6	27	14	2	.273
April 12	at #8 Alabama	32	3	6	3	2	1	0	3	0	0	0	1	0	1	1	8	27	10	2	.271
April 14	vs. UAPB	29	12	13	10	3	0	0	9	0	5	0	3	0	2	1	8	21	10	0	.275
April 16	#5 Georgia	28	6	7	5	1	0	1	4	0	5	0	0	0	2	1	11	27	6	0	.275
April 17	#5 Georgia	33	3	5	2	0	0	1	6	0	1	0	0	0	0	0	10	27	13	0	.272
April 18	#5 Georgia	39	14	14	14	1	0	2	12	0	1	0	0	0	1	1	7	27	5	6	.274
April 21	Missouri State	37	12	14	10	2	0	3	4	0	1	0	1	1	1	1	9	27	9	1	.277
April 24	at Missouri	31	5	6	5	2	0	2	7	0	2	2	0	0	0	0	13	27	12	0	.275
April 25	at Missouri	38	6	10	6	1	0	1	4	0	4	0	1	0	0	0	10	27	11	0	.275
April 26	at Missouri	31	1	5	1	0	0	0	2	0	0	0	3	0	0	1	9	24	9	0	.272
April 29	Northwestern State	31	5	11	5	2	0	0	6	0	0	0	1	1	2	0	3	27	14	1	.274
May 1	#17 Ole Miss	29	12	10	12	1	1	4	3	0	2	0	2	0	0	0	6	21	5	0	.275
May 2	#17 Ole Miss	34	4	7	4	2	0	3	3	0	0	0	0	0	0	1	8	27	8	0	.274
May 3	#17 Ole Miss	30	5	9	5	0	0	3	5	1	1	0	0	1	0	1	11	27	7	1	.274
May 8	#24 Oklahoma	30	12	13	12	2	0	4	3	0	1	0	0	0	1	0	10	21	13	1	.277
May 9	#24 Oklahoma	34	12	9	12	2	0	2	11	0	4	0	2	0	0	0	12	27	10	0	.277
May 10	#24 Oklahoma	35	10	10	9	0	0	4	4	0	0	0	2	0	0	2	10	27	6	1	.277
May 14	Kentucky	31	3	4	2	0	0	1	6	0	1	0	0	0	0	0	9	24	9	2	.275
May 15	Kentucky	35	5	9	5	4	0	2	7	0	3	0	0	1	0	0	10	27	3	3	.274
May 16	Kentucky	41	16	14	14	5	1	2	7	0	2	1	5	0	0	0	12	27	5	1	.276
May 20	vs. #23 Tennessee	32	8	9	8	1	0	4	4	0	0	1	0	0	0	0	11	27	10	2	.276
May 22	vs. #5 Texas	37	8	11	8	2	0	2	5	0	1	0	3	0	0	1	16	27	8	1	.276
May 23	vs. #6 Auburn	32	2	5	2	1	0	1	2	0	1	0	0	0	0	0	15	27	7	0	.274
May 24	vs. #4 Georgia	30	1	9	1	2	0	1	1	0	1	0	0	0	0	0	11	18	6	2	.275
May 29	vs. Missouri State	35	9	12	9	3	0	0	9	0	4	0	0	0	0	1	10	27	8	1	.276
May 30	at #13 Kansas	30	3	3	3	1	0	1	3	0	0	0	1	0	0	0	8	24	5	1	.273
	Totals	2035	433	556	399	112	6	97	307	6	87	13	46	8	24	29	586	1575	535	58	.273



RECORD: 40-21 • HOME: 22-12 • AWAY: 10-7 • NEUTRAL: 8-2 • SEC: 17-13

Date	Opponent	IP	H	R	ER	BB	SO	2B	3B	HR	WP	BK	HBP	DP	IBB	Score	W	L	SV	ERA
Feb. 13	vs. Oklahoma State	8.0	4	2	1	2	15	0	0	1	0	0	0	0	0	12-2	1	0	0	1.12
Feb. 14	vs. #10 TCU	8.0	4	5	5	4	10	2	0	0	0	0	2	0	0	4-5	1	1	0	3.38
Feb. 15	vs. Texas Tech	11.0	5	5	5	8	13	0	0	0	1	0	1	1	0	6-5	2	1	0	3.67
Feb. 16	vs. Tarleton State	9.0	6	1	1	2	13	1	1	0	1	0	2	1	0	3-1	3	1	1	3.00
Feb. 20	Xavier	9.0	9	2	2	2	9	3	0	2	0	0	1	1	0	5-2	4	1	2	2.80
Feb. 21	Xavier	9.0	9	6	4	1	14	0	0	2	0	0	1	0	0	7-6	5	1	2	3.00
Feb. 22	Xavier	8.0	1	0	0	0	11	0	0	0	0	0	0	0	0	11-0	6	1	2	2.61
Feb. 24	Arkansas State	9.0	14	12	11	3	10	1	0	5	1	0	1	1	0	4-12	6	2	2	3.68
Feb. 25	Arkansas State	9.0	1	0	0	3	13	1	0	0	0	0	0	0	1	1-0	7	2	3	3.26
Feb. 27	UT Arlington	9.0	9	4	4	2	10	2	0	1	0	0	1	1	0	3-4	7	3	3	3.34
Feb. 28	UT Arlington	9.0	2	0	0	2	11	1	0	0	0	0	0	0	0	9-0	8	3	3	3.03
March 1	UT Arlington	7.0	5	1	0	1	8	1	0	0	0	0	1	1	0	11-1	9	3	3	2.83
March 3	Oral Roberts	9.0	9	2	2	2	11	0	0	1	0	0	1	1	0	10-2	10	3	3	2.76
March 6	Stetson	9.0	8	1	1	2	11	1	0	0	0	0	0	0	0	7-1	11	3	3	2.63
March 7	Stetson	7.0	4	1	0	0	13	0	0	0	1	0	0	0	0	13-1	12	3	3	2.49
March 8	Stetson	9.0	7	4	3	3	9	1	0	2	0	0	0	1	0	1-4	12	4	3	2.53
March 9	Stetson	9.0	11	6	6	1	5	0	0	1	1	0	1	2	0	4-6	12	5	3	2.74
March 13	#3 Mississippi State	9.0	11	4	4	5	7	1	0	1	0	0	1	1	0	5-4	13	5	3	2.81
March 14	#3 Mississippi State [DH-1]	9.0	8	7	7	6	11	1	0	1	1	0	0	2	0	2-7	13	6	3	3.04
March 14	#3 Mississippi State [DH-2]	9.0	6	3	3	3	11	0	0	0	0	0	1	0	0	7-3	14	6	3	3.03
March 17	Northern Colorado	8.0	4	2	2	6	12	0	0	0	0	0	1	1	0	13-2	15	6	3	3.00
March 18	Northern Colorado	9.0	5	4	4	4	7	0	0	1	0	1	1	2	0	9-4	16	6	3	3.05
March 20	at South Carolina	7.0	9	6	4	3	9	0	0	3	0	0	0	1	0	22-6	17	6	3	3.12
March 21	at South Carolina	10.0	7	2	2	3	16	1	0	0	1	0	0	0	0	3-2	18	6	3	3.06
March 22	at South Carolina	8.0	12	9	8	4	9	2	0	4	0	0	1	0	0	4-9	18	7	3	3.28
March 24	UCA	7.0	5	2	2	2	9	1	0	1	0	0	1	0	0	15-2	19	7	3	3.25
March 27	Florida	9.0	9	9	9	10	9	1	0	2	3	0	2	1	0	4-9	19	8	3	3.48
March 28	Florida	9.0	10	7	7	8	9	2	0	1	2	1	2	1	0	4-7	19	9	3	3.61
March 29	Florida	9.0	17	7	7	3	12	2	0	2	1	0	1	1	0	6-7	19	10	3	3.73
March 31	at Missouri State	9.0	14	15	12	3	11	4	0	4	0	1	2	0	0	14-15	19	11	3	4.02
April 2	at #18 Auburn	8.0	13	10	9	5	5	4	0	1	3	0	0	2	0	2-10	19	12	3	4.20
April 3	at #18 Auburn	9.0	6	2	1	0	14	1	0	0	2	0	1	0	0	3-2	20	12	4	4.09
April 4	at #18 Auburn	8.0	11	8	8	3	2	3	0	2	1	0	2	0	0	3-8	20	13	4	4.23
April 7	Little Rock	9.0	7	0	0	1	7	0	0	0	0	0	1	2	0	7-0	21	13	4	4.10
April 10	at #8 Alabama	9.0	7	5	5	5	12	0	0	2	2	0	2	0	1	7-5	22	13	5	4.13
April 11	at #8 Alabama	9.0	9	6	4	7	6	1	0	0	0	0	0	2	0	15-6	23	13	5	4.12
April 12	at #8 Alabama	9.0	9	2	1	5	8	2	0	0	0	0	0	1	2	3-2	24	13	6	4.04
April 14	vs. UAPB	7.0	2	2	2	6	6	0	0	0	2	1	0	0	0	12-2	25	13	6	4.01
April 16	#5 Georgia	9.0	7	3	3	3	10	0	0	2	1	0	0	0	0	6-3	26	13	7	3.98
April 17	#5 Georgia	9.0	11	5	5	3	5	2	0	2	0	0	1	1	0	3-5	26	14	7	4.01
April 18	#5 Georgia	9.0	21	26	20	6	8	2	0	9	2	0	4	1	0	14-26	26	15	7	4.41
April 21	Missouri State	9.0	10	4	3	3	12	0	0	1	1	1	0	1	0	12-4	27	15	7	4.38
April 24	at Missouri	9.0	8	4	4	2	12	0	0	2	1	0	1	2	0	5-4	28	15	8	4.37
April 25	at Missouri	9.0	2	0	0	3	7	0	0	0	0	0	0	0	0	6-0	29	15	9	4.26
April 26	at Missouri	8.0	8	6	6	3	9	0	0	2	0	0	1	0	0	1-6	29	16	9	4.32
April 29	Northwestern State	9.0	7	2	2	0	6	1	0	1	0	0	2	1	0	5-2	30	16	10	4.26
May 1	#17 Ole Miss	7.0	6	2	2	4	11	0	0	2	0	0	0	2	0	12-2	31	16	10	4.23
May 2	#17 Ole Miss	9.0	16	11	11	1	14	1	0	4	0	0	0	0	0	4-11	31	17	10	4.38
May 3	#17 Ole Miss	9.0	7	4	3	2	10	0	0	2	2	0	1	0	0	5-4	32	17	10	4.35
May 8	#24 Oklahoma	7.0	7	2	1	3	7	1	0	0	0	0	0	1	0	12-2	33	17	10	4.30
May 9	#24 Oklahoma	9.0	12	8	8	3	8	2	0	4	0	0	0	0	0	12-8	34	17	10	4.38
May 10	#24 Oklahoma	9.0	13	15	14	7	10	0	0	5	2	1	1	1	0	10-15	34	18	10	4.57
May 14	Kentucky	8.0	7	4	3	1	12	1	0	1	0	0	3	1	0	3-4	34	19	10	4.55
May 15	Kentucky	9.0	11	4	4	4	16	2	0	1	0	0	1	0	0	5-4	35	19	10	4.54
May 16	Kentucky	9.0	17	12	10	3	10	3	1	2	2	0	1	0	0	16-12	36	19	11	4.64
May 20	vs. #23 Tennessee	9.0	8	4	2	2	10	4	0	0	0	0	0	0	0	8-4	37	19	11	4.59
May 22	vs. #5 Texas	9.0	4	1	1	4	14	1	0	0	0	0	0	0	0	8-1	38	19	11	4.53
May 23	vs. #6 Auburn	9.0	7	1	1	1	11	2	0	1	0	0	0	1	1	2-1	39	19	11	4.46
May 24	vs. #4 Georgia	6.0	10	11	10	5	6	3	0	1	0	0	2	0	0	1-11	39	20	11	4.59
May 29	vs. Missouri State	9.0	10	5	5	5	11	1	0	1	2	0	1	0	1	9-5	40	20	12	4.60
May 30	at #13 Kansas	8.0	6	5	5	5	16	0	1	2	2	0	1	0	1	3-5	40	21	12	4.61
	Totals	525.0	504	303	269	203	613	66	3	85	38	6	51	40	7	433-303	40	21	12	4.61



1 CARSON BRUMBAUGH

SEASON HIGHS

Category	High	Opponent (Last)	Date
Hits	2	UT Arlington	3/1/26
Runs	2	UT Arlington	3/1/26
Doubles	2	UT Arlington	3/1/26
Triples	--	--	--
Home Runs	--	--	--
RBI	1	2x (Stetson)	3/6/26
Walks	1	2x (UT Arlington)	2/28/26
Stolen Bases	--	--	--

CAREER HIGHS

Category	High	Opponent (Last)	Date
Hits	2	UT Arlington	3/1/26
Runs	2	UT Arlington	3/1/26
Doubles	2	UT Arlington	3/1/26
Triples	--	--	--
Home Runs	--	--	--
RBI	1	2x (Stetson)	3/6/26
Walks	1	2x (UT Arlington)	2/28/26
Stolen Bases	--	--	--



3 NOLAN SOUZA

SEASON HIGHS

Category	High	Opponent (Last)	Date
Hits	3	3x (Missouri State)	4/21/26
Runs	3	2x (at Missouri State)	3/31/26
Doubles	2	Xavier	2/20/26
Triples	1	#17 Ole Miss	5/1/26
Home Runs	1	3x (at Kentucky)	5/16/26
RBI	3	3x (at #8 Alabama)	4/11/26
Walks	2	5x (at Kentucky)	5/16/26
Stolen Bases	2	3x (#5 Georgia)	4/16/24

CAREER HIGHS

Category	High	Opponent (Last)	Date
Hits	3	7x (Missouri State)	4/21/26
Runs	3	3x (at Missouri State)	3/31/26
Doubles	2	Xavier	2/20/26
Triples	1	#17 Ole Miss	5/1/26
Home Runs	2	Missouri	3/15/24
RBI	5	Ole Miss	4/6/24
Walks	3	2x (South Carolina)	3/23/25
Stolen Bases	3	Arkansas State	4/8/25



4 MAIKA NIU

SEASON HIGHS

Category	High	Opponent (Last)	Date
Hits	4	vs. Missouri State	5/29/26
Runs	4	at South Carolina	3/20/26
Doubles	2	vs. Missouri State	5/29/26
Triples	--	--	--
Home Runs	2	at South Carolina	3/20/26
RBI	6	at South Carolina	3/20/26
Walks	2	2x (at Kentucky)	5/15/26
Stolen Bases	2	2x (vs. Missouri State)	5/29/26

CAREER HIGHS

Category	High	Opponent (Last)	Date
Hits	4	3x (vs. Missouri State)	5/29/26
Runs	4	2x (at South Carolina)	3/20/26
Doubles	2	4x (vs. Missouri State)	5/29/26
Triples	2	2x (CMU)	3/12/25
Home Runs	3	Louisiana	5/23/25
RBI	6	2x (at South Carolina)	3/20/26
Walks	2	9x (at Kentucky)	5/15/26
Stolen Bases	2	6x (vs. Missouri State)	5/29/26



5 TJ POMPEY

SEASON HIGHS

Category	High	Opponent (Last)	Date
Hits	3	4x (vs. #23 Tennessee)	5/20/26
Runs	3	3x (at #8 Alabama)	4/11/26
Doubles	1	4x (vs. #5 Texas)	5/22/26
Triples	1	#3 Mississippi State [DH-1]	3/14/26
Home Runs	2	2x (#24 Oklahoma)	5/10/26
RBI	5	UCA	3/24/26
Walks	2	4x (#24 Oklahoma)	5/9/26
Stolen Bases	2	2x (Little Rock)	4/7/26

CAREER HIGHS

Category	High	Opponent (Last)	Date
Hits	4	2x (Texas Southern)	2/24/24
Runs	4	2x (at Abilene Christian)	4/10/24
Doubles	2	at Houston	3/15/25
Triples	1	3x (#3 Mississippi State [DH-1])	3/14/26
Home Runs	2	3x (#24 Oklahoma)	5/10/26
RBI	5	4x (UCA)	3/24/26
Walks	2	11x (#24 Oklahoma)	5/9/26
Stolen Bases	2	2x (Little Rock)	4/7/26



8 CAMDEN KOZEAL

SEASON HIGHS

Category	High	Opponent (Last)	Date
Hits	4	Xavier	2/21/26
Runs	3	5x (at Kentucky)	5/16/26
Doubles	2	Northern Colorado	3/17/26
Triples	1	2x (at Kentucky)	5/16/26
Home Runs	2	vs. #5 Texas	5/22/26
RBI	5	2x (vs. #5 Texas)	5/22/26
Walks	3	3x (#24 Oklahoma)	5/9/26
Stolen Bases	1	Northern Colorado	3/18/26

CAREER HIGHS

Category	High	Opponent (Last)	Date
Hits	4	4x (Xavier)	2/21/26
Runs	3	7x (at Kentucky)	5/16/26
Doubles	2	3x (Northern Colorado)	3/17/26
Triples	1	2x (at Kentucky)	5/16/26
Home Runs	2	3x (vs. #5 Texas)	5/22/26
RBI	6	Missouri [DH-2]	4/6/25
Walks	3	3x (#24 Oklahoma)	5/9/26
Stolen Bases	1	4x (Northern Colorado)	3/18/26



9 ALEXANDER PECK

SEASON HIGHS

Category	High	Opponent (Last)	Date
Hits	1	3x (#24 Oklahoma)	5/9/26
Runs	1	4x (at Kentucky)	5/16/26
Doubles	1	#24 Oklahoma	5/9/26
Triples	--	--	--
Home Runs	1	#24 Oklahoma	5/8/26
RBI	2	#24 Oklahoma	5/8/26
Walks	1	3x (at Kentucky)	5/16/26
Stolen Bases	--	--	--

CAREER HIGHS

Category	High	Opponent (Last)	Date
Hits	1	3x (#24 Oklahoma)	5/9/26
Runs	1	4x (at Kentucky)	5/16/26
Doubles	1	#24 Oklahoma	5/9/26
Triples	--	--	--
Home Runs	1	#24 Oklahoma	5/8/26
RBI	2	#24 Oklahoma	5/8/26
Walks	1	3x (at Kentucky)	5/16/26
Stolen Bases	--	--	--



12 CARTER RUTENBAR

SEASON HIGHS

Category	High	Opponent (Last)	Date
Hits	4	Stetson	3/9/26
Runs	4	#5 Georgia	4/18/26
Doubles	1	10x (vs. #4 Georgia)	5/24/26
Triples	--	--	--
Home Runs	1	2x (#5 Georgia)	4/16/24
RBI	4	UCA	3/24/26
Walks	3	3x (#5 Georgia)	4/18/26
Stolen Bases	1	2x (vs. UAPB)	4/14/26

CAREER HIGHS

Category	High	Opponent (Last)	Date
Hits	4	Stetson	3/9/26
Runs	4	#5 Georgia	4/18/26
Doubles	1	10x (vs. #4 Georgia)	5/24/26
Triples	--	--	--
Home Runs	1	2x (#5 Georgia)	4/16/24
RBI	4	UCA	3/24/26
Walks	3	3x (#5 Georgia)	4/18/26
Stolen Bases	1	2x (vs. UAPB)	4/14/26



16 CHRISTIAN TURNER

SEASON HIGHS

Category	High	Opponent (Last)	Date
Hits	3	at Missouri State	3/31/26
Runs	2	at Missouri State	3/31/26
Doubles	1	Florida	3/28/26
Triples	1	Northern Colorado	3/18/26
Home Runs	1	2x (#17 Ole Miss)	5/3/26
RBI	3	at Missouri State	3/31/26
Walks	1	6x (at Kentucky)	5/16/26
Stolen Bases	--	--	--

CAREER HIGHS

Category	High	Opponent (Last)	Date
Hits	3	at Missouri State	3/31/26
Runs	2	at Missouri State	3/31/26
Doubles	1	Florida	3/28/26
Triples	1	Northern Colorado	3/18/26
Home Runs	1	2x (#17 Ole Miss)	5/3/26
RBI	3	at Missouri State	3/31/26
Walks	1	6x (at Kentucky)	5/16/26
Stolen Bases	--	--	--



17 ZACK STEWART

SEASON HIGHS

Category	High	Opponent (Last)	Date
Hits	4	at Kentucky	5/16/26
Runs	2	8x (vs. #23 Tennessee)	5/20/26
Doubles	2	at Kentucky	5/16/26
Triples	--	--	--
Home Runs	2	vs. #23 Tennessee	5/20/26
RBI	4	at Kentucky	5/16/26
Walks	2	5x (vs. Missouri State)	5/29/26
Stolen Bases	--	--	--

CAREER HIGHS

Category	High	Opponent (Last)	Date
Hits	4	2x (at Kentucky)	5/16/26
Runs	5	Valparaiso	4/13/25
Doubles	2	6x (at Kentucky)	5/16/26
Triples	1	4x (at Bradley)	4/5/24
Home Runs	2	4x (vs. #23 Tennessee)	5/20/26
RBI	6	UIC	4/11/24
Walks	5	Valparaiso	4/13/25
Stolen Bases	1	7x (vs. UIC)	5/23/25



19 CARSON WILLIS

SEASON HIGHS

Category	High	Opponent (Last)	Date
Hits	--	--	--
Runs	--	--	--
Doubles	--	--	--
Triples	--	--	--
Home Runs	--	--	--
RBI	--	--	--
Walks	1	Arkansas State	2/24/26
Stolen Bases	--	--	--

CAREER HIGHS

Category	High	Opponent (Last)	Date
Hits	--	--	--
Runs	--	--	--
Doubles	--	--	--
Triples	--	--	--
Home Runs	--	--	--
RBI	--	--	--
Walks	1	Arkansas State	2/24/26
Stolen Bases	--	--	--



18 REESE ROBINETT

SEASON HIGHS

Category	High	Opponent (Last)	Date
Hits	2	7x (Missouri State)	4/21/26
Runs	2	4x (at #8 Alabama)	4/11/26
Doubles	2	vs. Tarleton State	2/16/26
Triples	--	--	--
Home Runs	1	2x (at #13 Kansas)	5/30/26
RBI	3	Little Rock	4/7/26
Walks	2	4x (Northwestern State)	4/29/26
Stolen Bases	1	4x (at Missouri)	4/24/26

CAREER HIGHS

Category	High	Opponent (Last)	Date
Hits	3	UAPB	4/15/25
Runs	2	7x (at #8 Alabama)	4/11/26
Doubles	3	UAPB	4/15/25
Triples	--	--	--
Home Runs	2	#1 Texas	5/3/25
RBI	6	#1 Texas	5/3/25
Walks	3	Creighton	5/31/25
Stolen Bases	1	5x (at Missouri)	4/24/26



24 LANDON SCHAEFER

SEASON HIGHS

Category	High	Opponent (Last)	Date
Hits	--	--	--
Runs	1	3x (at #8 Alabama)	4/10/26
Doubles	--	--	--
Triples	--	--	--
Home Runs	--	--	--
RBI	--	--	--
Walks	2	Northern Colorado	3/17/26
Stolen Bases	1	#3 Mississippi State [DH-2]	3/14/26

CAREER HIGHS

Category	High	Opponent (Last)	Date
Hits	--	--	--
Runs	1	3x (at #8 Alabama)	4/10/26
Doubles	--	--	--
Triples	--	--	--
Home Runs	--	--	--
RBI	--	--	--
Walks	2	Northern Colorado	3/17/26
Stolen Bases	1	#3 Mississippi State [DH-2]	3/14/26



25 KUHIO ALOY

SEASON HIGHS

Category	High	Opponent (Last)	Date
Hits	3	5x (#17 Ole Miss)	5/1/26
Runs	3	at South Carolina	3/20/26
Doubles	1	8x (at Kentucky)	5/16/26
Triples	--	--	--
Home Runs	1	9x (#24 Oklahoma)	5/10/26
RBI	4	2x (vs. UAPB)	4/14/26
Walks	2	2x (Little Rock)	4/7/26
Stolen Bases	1	5x (vs. UAPB)	4/14/26

CAREER HIGHS

Category	High	Opponent (Last)	Date
Hits	4	2x (UAPB)	4/15/25
Runs	3	3x (at South Carolina)	3/20/26
Doubles	2	2x (Missouri [DH-2])	4/6/25
Triples	1	at UC Davis	2/22/24
Home Runs	1	30x (#24 Oklahoma)	5/10/26
RBI	6	ULM	3/4/25
Walks	2	8x (Little Rock)	4/7/26
Stolen Bases	1	5x (vs. UAPB)	4/14/26



27 RYDER HELFRICK

SEASON HIGHS

Category	High	Opponent (Last)	Date
Hits	3	2x (at #18 Auburn)	4/2/26
Runs	4	vs. Oklahoma State	2/13/26
Doubles	2	#3 Mississippi State [DH-1]	3/14/26
Triples	1	at #8 Alabama	4/12/26
Home Runs	2	2x (at #18 Auburn)	4/3/26
RBI	3	6x (#17 Ole Miss)	5/1/26
Walks	3	3x (#24 Oklahoma)	5/9/26
Stolen Bases	1	8x (at Kentucky)	5/15/26

CAREER HIGHS

Category	High	Opponent (Last)	Date
Hits	3	5x (at #18 Auburn)	4/2/26
Runs	4	vs. Oklahoma State	2/13/26
Doubles	2	2x (#3 Mississippi State [DH-1])	3/14/26
Triples	1	3x (at #8 Alabama)	4/12/26
Home Runs	2	5x (at #18 Auburn)	4/3/26
RBI	5	#17 Tennessee	5/17/25
Walks	3	3x (#24 Oklahoma)	5/9/26
Stolen Bases	1	12x (at Kentucky)	5/15/26



42 DAMIAN RUIZ

SEASON HIGHS

Category	High	Opponent (Last)	Date
Hits	3	2x (at Kentucky)	5/16/26
Runs	4	Northern Colorado	3/17/26
Doubles	1	12x (vs. #4 Georgia)	5/24/26
Triples	--	--	--
Home Runs	1	5x (#24 Oklahoma)	5/8/26
RBI	4	#5 Georgia	4/18/26
Walks	4	vs. Texas Tech	2/15/26
Stolen Bases	1	16x (at Kentucky)	5/16/26

CAREER HIGHS

Category	High	Opponent (Last)	Date
Hits	5	at Rice	3/11/23
Runs	4	3x (Northern Colorado)	3/17/26
Doubles	2	2x (at Louisiana Tech)	2/25/25
Triples	1	2x (at McNeese)	3/16/25
Home Runs	1	16x (#24 Oklahoma)	5/8/26
RBI	6	at Rice	3/11/23
Walks	4	vs. Texas Tech	2/15/26
Stolen Bases	2	2x (New Orleans)	4/27/25



55 BRENDAN KLEIMAN

SEASON HIGHS

Category	High	Opponent (Last)	Date
Hits	--	--	--
Runs	--	--	--
Doubles	--	--	--
Triples	--	--	--
Home Runs	--	--	--
RBI	--	--	--
Walks	--	--	--
Stolen Bases	--	--	--

CAREER HIGHS

Category	High	Opponent (Last)	Date
Hits	4	3x (at Western Michigan)	3/15/25
Runs	4	at Northern Illinois	5/17/25
Doubles	2	2x (at Western Michigan)	3/15/25
Triples	--	--	--
Home Runs	1	at Notre Dame	5/13/25
RBI	5	at Kent State	4/6/24
Walks	3	at Albany	4/17/25
Stolen Bases	1	2x (Central Michigan)	3/29/24



1 CARSON BRUMBAUGH

SEASON HIGHS

Category	High	Opponent (Last)	Date
Innings	1.0	at #18 Auburn	4/2/26
Longest Start	--	--	--
Shortest Start	--	--	--
Longest Relief	1.0	at #18 Auburn	4/2/26
Hits	1	at #18 Auburn	4/2/26
Runs	1	at #18 Auburn	4/2/26
Earned Runs	1	at #18 Auburn	4/2/26
Walks	1	at #18 Auburn	4/2/26
Strikeouts	1	#5 Georgia	4/18/26

CAREER HIGHS

Category	High	Opponent (Last)	Date
Innings	1.0	at #18 Auburn	4/2/26
Longest Start	--	--	--
Shortest Start	--	--	--
Longest Relief	1.0	at #18 Auburn	4/2/26
Hits	1	at #18 Auburn	4/2/26
Runs	1	at #18 Auburn	4/2/26
Earned Runs	1	at #18 Auburn	4/2/26
Walks	1	at #18 Auburn	4/2/26
Strikeouts	1	#5 Georgia	4/18/26



13 STEELE EAVES

SEASON HIGHS

Category	High	Opponent (Last)	Date
Innings	4.0	Stetson	3/9/26
Longest Start	1.0	at Missouri State	3/31/26
Shortest Start	--	--	--
Longest Relief	4.0	Stetson	3/9/26
Hits	3	4x (at Kentucky)	5/16/26
Runs	4	at Missouri State	3/31/26
Earned Runs	4	at Missouri State	3/31/26
Walks	1	9x (vs. Missouri State)	5/29/26
Strikeouts	5	vs. #5 Texas	5/22/26

CAREER HIGHS

Category	High	Opponent (Last)	Date
Innings	4.0	Stetson	3/9/26
Longest Start	1.0	at Missouri State	3/31/26
Shortest Start	--	--	--
Longest Relief	4.0	Stetson	3/9/26
Hits	4	Portland	3/7/25
Runs	4	at Missouri State	3/31/26
Earned Runs	4	at Missouri State	3/31/26
Walks	1	11x (vs. Missouri State)	5/29/26
Strikeouts	5	vs. #5 Texas	5/22/26



11 LUKE CORNELISON

SEASON HIGHS

Category	High	Opponent (Last)	Date
Innings	2.0	2x (Northern Colorado)	3/18/26
Longest Start	--	--	--
Shortest Start	--	--	--
Longest Relief	2.0	2x (Northern Colorado)	3/18/26
Hits	3	at South Carolina	3/20/26
Runs	2	at South Carolina	3/20/26
Earned Runs	2	at South Carolina	3/20/26
Walks	2	Arkansas State	2/24/26
Strikeouts	2	2x (at South Carolina)	3/20/26

CAREER HIGHS

Category	High	Opponent (Last)	Date
Innings	2.0	2x (Northern Colorado)	3/18/26
Longest Start	--	--	--
Shortest Start	--	--	--
Longest Relief	2.0	2x (Northern Colorado)	3/18/26
Hits	3	at South Carolina	3/20/26
Runs	2	at South Carolina	3/20/26
Earned Runs	2	at South Carolina	3/20/26
Walks	2	Arkansas State	2/24/26
Strikeouts	2	2x (at South Carolina)	3/20/26



14 MARK BRISSEY

SEASON HIGHS

Category	High	Opponent (Last)	Date
Innings	2.1	vs. UAPB	4/14/26
Longest Start	2.0	Northern Colorado	3/17/26
Shortest Start	--	--	--
Longest Relief	2.1	vs. UAPB	4/14/26
Hits	3	2x (#5 Georgia)	4/18/26
Runs	4	#5 Georgia	4/18/26
Earned Runs	3	2x (#5 Georgia)	4/18/26
Walks	2	3x (#5 Georgia)	4/18/26
Strikeouts	3	5x (vs. UAPB)	4/14/26

CAREER HIGHS

Category	High	Opponent (Last)	Date
Innings	2.1	vs. UAPB	4/14/26
Longest Start	2.0	Northern Colorado	3/17/26
Shortest Start	--	--	--
Longest Relief	2.1	vs. UAPB	4/14/26
Hits	3	2x (#5 Georgia)	4/18/26
Runs	4	#5 Georgia	4/18/26
Earned Runs	3	2x (#5 Georgia)	4/18/26
Walks	2	3x (#5 Georgia)	4/18/26
Strikeouts	3	5x (vs. UAPB)	4/14/26



15 JACKSON KIRCHER

SEASON HIGHS

Category	High	Opponent (Last)	Date
Innings	3.0	Northern Colorado	3/17/26
Longest Start	--	--	--
Shortest Start	--	--	--
Longest Relief	3.0	Northern Colorado	3/17/26
Hits	4	#17 Ole Miss	5/2/26
Runs	3	2x (vs. #4 Georgia)	5/24/26
Earned Runs	3	vs. #4 Georgia	5/24/26
Walks	3	2x (vs. #4 Georgia)	5/24/26
Strikeouts	6	Northern Colorado	3/17/26

CAREER HIGHS

Category	High	Opponent (Last)	Date
Innings	3.0	Northern Colorado	3/17/26
Longest Start	--	--	--
Shortest Start	--	--	--
Longest Relief	3.0	Northern Colorado	3/17/26
Hits	4	#17 Ole Miss	5/2/26
Runs	3	4x (vs. #4 Georgia)	5/24/26
Earned Runs	3	2x (vs. #4 Georgia)	5/24/26
Walks	3	2x (vs. #4 Georgia)	5/24/26
Strikeouts	6	Northern Colorado	3/17/26



22 PEYTON LEE

SEASON HIGHS

Category	High	Opponent (Last)	Date
Innings	5.0	Northern Colorado	3/18/26
Longest Start	5.0	Northern Colorado	3/18/26
Shortest Start	2.0	2x (UCA)	3/24/26
Longest Relief	0.2	at Missouri State	3/31/26
Hits	6	2x (#5 Georgia)	4/18/26
Runs	8	#5 Georgia	4/18/26
Earned Runs	7	#5 Georgia	4/18/26
Walks	3	Northern Colorado	3/18/26
Strikeouts	6	Northern Colorado	3/18/26

CAREER HIGHS

Category	High	Opponent (Last)	Date
Innings	5.0	Northern Colorado	3/18/26
Longest Start	5.0	Northern Colorado	3/18/26
Shortest Start	2.0	2x (UCA)	3/24/26
Longest Relief	0.2	at Missouri State	3/31/26
Hits	6	2x (#5 Georgia)	4/18/26
Runs	8	#5 Georgia	4/18/26
Earned Runs	7	#5 Georgia	4/18/26
Walks	3	Northern Colorado	3/18/26
Strikeouts	6	Northern Colorado	3/18/26



20 GABE GAECKLE

SEASON HIGHS

Category	High	Opponent (Last)	Date
Innings	6.0	2x (vs. #5 Texas)	5/22/26
Longest Start	6.0	Stetson	3/6/26
Shortest Start	1.1	Florida	3/27/26
Longest Relief	6.0	vs. #5 Texas	5/22/26
Hits	8	2x (#3 Mississippi State)	3/13/26
Runs	4	4x (#5 Georgia)	4/18/26
Earned Runs	4	2x (at #18 Auburn)	4/2/26
Walks	4	2x (at #18 Auburn)	4/2/26
Strikeouts	9	2x (vs. #5 Texas)	5/22/26

CAREER HIGHS

Category	High	Opponent (Last)	Date
Innings	6.0	3x (vs. #5 Texas)	5/22/26
Longest Start	6.0	Stetson	3/6/26
Shortest Start	1.1	Florida	3/27/26
Longest Relief	6.0	2x (vs. #5 Texas)	5/22/26
Hits	10	Charlotte	2/28/25
Runs	9	Charlotte	2/28/25
Earned Runs	9	Charlotte	2/28/25
Walks	4	4x (at #18 Auburn)	4/2/26
Strikeouts	10	vs. #3 LSU	6/14/25



26 TATE MCGUIRE

SEASON HIGHS

Category	High	Opponent (Last)	Date
Innings	5.0	vs. #10 TCU	2/14/26
Longest Start	3.2	Missouri State	4/21/26
Shortest Start	1.0	vs. #4 Georgia	5/24/26
Longest Relief	5.0	vs. #10 TCU	2/14/26
Hits	6	2x (Missouri State)	4/21/26
Runs	5	vs. #4 Georgia	5/24/26
Earned Runs	5	vs. #4 Georgia	5/24/26
Walks	2	3x (Missouri State)	4/21/26
Strikeouts	4	3x (at Kentucky)	5/16/26

CAREER HIGHS

Category	High	Opponent (Last)	Date
Innings	5.0	2x (vs. #10 TCU)	4/14/26
Longest Start	5.0	Little Rock	4/22/25
Shortest Start	1.0	vs. #4 Georgia	5/24/26
Longest Relief	5.0	vs. #10 TCU	4/14/26
Hits	6	2x (Missouri State)	4/21/26
Runs	5	vs. #4 Georgia	5/24/26
Earned Runs	5	vs. #4 Georgia	5/24/26
Walks	2	6x (Missouri State)	4/21/26
Strikeouts	5	UAPB	4/15/25



28 JORDAN MARTIN

SEASON HIGHS

Category	High	Opponent (Last)	Date
Innings	1.0	3x (at South Carolina)	3/20/26
Longest Start	--	--	--
Shortest Start	--	--	--
Longest Relief	1.0	3x (at South Carolina)	3/20/26
Hits	2	Oral Roberts	3/3/26
Runs	0	3x (at South Carolina)	3/20/26
Earned Runs	0	3x (at South Carolina)	3/20/26
Walks	1	2x (at South Carolina)	3/20/26
Strikeouts	2	Northern Colorado	3/17/26

CAREER HIGHS

Category	High	Opponent (Last)	Date
Innings	1.0	3x (at South Carolina)	3/20/26
Longest Start	--	--	--
Shortest Start	--	--	--
Longest Relief	1.0	3x (at South Carolina)	3/20/26
Hits	2	Oral Roberts	3/3/26
Runs	0	3x (at South Carolina)	3/20/26
Earned Runs	0	3x (at South Carolina)	3/20/26
Walks	1	2x (at South Carolina)	3/20/26
Strikeouts	2	Northern Colorado	3/17/26



32 HUNTER DIETZ

SEASON HIGHS

Category	High	Opponent (Last)	Date
Innings	7.0	4x (#24 Oklahoma)	5/8/26
Longest Start	7.0	4x (#24 Oklahoma)	5/8/26
Shortest Start	0.2	vs. #5 Texas	5/22/26
Longest Relief	--	--	--
Hits	7	2x (#24 Oklahoma)	5/8/26
Runs	5	#3 Mississippi State [DH-1]	3/14/26
Earned Runs	5	#3 Mississippi State [DH-1]	3/14/26
Walks	4	2x (#17 Ole Miss)	5/1/26
Strikeouts	14	at #13 Kansas	5/30/26

CAREER HIGHS

Category	High	Opponent (Last)	Date
Innings	7.0	3x (at Missouri)	4/23/26
Longest Start	7.0	3x (at Missouri)	4/23/26
Shortest Start	0.2	vs. #5 Texas	5/22/26
Longest Relief	0.2	2x (at #3 LSU)	5/10/25
Hits	7	2x (#24 Oklahoma)	5/8/26
Runs	5	#3 Mississippi State [DH-1]	3/14/26
Earned Runs	5	#3 Mississippi State [DH-1]	3/14/26
Walks	4	2x (#17 Ole Miss)	5/1/26
Strikeouts	14	at #13 Kansas	5/30/26



29 COLE GIBLER

SEASON HIGHS

Category	High	Opponent (Last)	Date
Innings	6.0	at Missouri	4/24/26
Longest Start	6.0	at Missouri	4/24/26
Shortest Start	2.0	2x (at Kentucky)	5/16/26
Longest Relief	4.2	Florida	3/27/26
Hits	9	#17 Ole Miss	5/2/26
Runs	7	2x (at Kentucky)	5/16/26
Earned Runs	7	2x (at Kentucky)	5/16/26
Walks	4	at #8 Alabama	4/11/26
Strikeouts	9	#17 Ole Miss	5/2/26

CAREER HIGHS

Category	High	Opponent (Last)	Date
Innings	6.0	at Missouri	4/24/26
Longest Start	6.0	at Missouri	4/24/26
Shortest Start	2.0	2x (at Kentucky)	5/16/26
Longest Relief	4.2	Florida	3/27/26
Hits	9	#17 Ole Miss	5/2/26
Runs	7	2x (at Kentucky)	5/16/26
Earned Runs	7	2x (at Kentucky)	5/16/26
Walks	4	at #8 Alabama	4/11/26
Strikeouts	9	#17 Ole Miss	5/2/26



33 ETHAN McELVAIN

SEASON HIGHS

Category	High	Opponent (Last)	Date
Innings	4.1	vs. #6 Auburn	5/23/26
Longest Start	--	--	--
Shortest Start	--	--	--
Longest Relief	4.1	vs. #6 Auburn	5/23/26
Hits	3	2x (at #8 Alabama)	4/10/26
Runs	2	at #8 Alabama	4/10/26
Earned Runs	2	at #8 Alabama	4/10/26
Walks	3	Florida	3/29/36
Strikeouts	7	at Kentucky	5/15/26

CAREER HIGHS

Category	High	Opponent (Last)	Date
Innings	6.0	Valparaiso	3/26/24
Longest Start	6.0	Valparaiso	3/26/24
Shortest Start	0.2	Dayton	2/20/24
Longest Relief	4.1	vs. #6 Auburn	5/23/26
Hits	6	vs. Nebraska	2/15/25
Runs	6	at Texas A&M	4/14/24
Earned Runs	4	2x (Saint Mary's)	2/22/25
Walks	4	Xavier	3/8/25
Strikeouts	7	2x (at Kentucky)	5/15/26

**34 JOEY LORENZINI****SEASON HIGHS**

Category	High	Opponent (Last)	Date
Innings	1.0	Oral Roberts	3/3/26
Longest Start	--	--	--
Shortest Start	--	--	--
Longest Relief	1.0	Oral Roberts	3/3/26
Hits	3	Northern Colorado	3/18/26
Runs	4	Northern Colorado	3/18/26
Earned Runs	4	Northern Colorado	3/18/26
Walks	1	Oral Roberts	3/3/26
Strikeouts	0	Oral Roberts	3/3/26

CAREER HIGHS

Category	High	Opponent (Last)	Date
Innings	1.0	Oral Roberts	3/3/26
Longest Start	--	--	--
Shortest Start	--	--	--
Longest Relief	1.0	Oral Roberts	3/3/26
Hits	3	Northern Colorado	3/18/26
Runs	4	Northern Colorado	3/18/26
Earned Runs	4	Northern Colorado	3/18/26
Walks	1	Oral Roberts	3/3/26
Strikeouts	0	Oral Roberts	3/3/26

**38 COLIN FISHER****SEASON HIGHS**

Category	High	Opponent (Last)	Date
Innings	8.0	Xavier	2/22/26
Longest Start	8.0	Xavier	2/22/26
Shortest Start	1.1	at Missouri	4/25/26
Longest Relief	4.0	Northwestern State	4/29/26
Hits	6	2x (Florida)	3/29/36
Runs	6	#24 Oklahoma	5/10/26
Earned Runs	6	#24 Oklahoma	5/10/26
Walks	2	7x (#24 Oklahoma)	5/10/26
Strikeouts	11	Xavier	2/22/26

CAREER HIGHS

Category	High	Opponent (Last)	Date
Innings	8.0	Xavier	2/22/26
Longest Start	8.0	Xavier	2/22/26
Shortest Start	1.0	Grambling	2/27/24
Longest Relief	4.0	Northwestern State	4/29/26
Hits	6	3x (Florida)	3/29/36
Runs	6	#24 Oklahoma	5/10/26
Earned Runs	6	#24 Oklahoma	5/10/26
Walks	3	3x (at #3 LSU)	5/10/25
Strikeouts	11	Xavier	2/22/26

**36 PARKER COIL****SEASON HIGHS**

Category	High	Opponent (Last)	Date
Innings	3.2	at Missouri	4/25/26
Longest Start	2.2	#5 Georgia	4/18/26
Shortest Start	--	--	--
Longest Relief	3.2	at Missouri	4/25/26
Hits	4	4x (vs. #4 Georgia)	5/24/26
Runs	5	#5 Georgia	4/18/26
Earned Runs	5	#5 Georgia	4/18/26
Walks	2	2x (at #8 Alabama)	4/12/26
Strikeouts	6	Arkansas State	2/25/26

CAREER HIGHS

Category	High	Opponent (Last)	Date
Innings	3.2	2x (at Missouri)	4/25/26
Longest Start	3.2	Army	3/7/23
Shortest Start	2.0	vs. Lipscomb	5/2/23
Longest Relief	3.2	at Missouri	4/25/26
Hits	6	Army	3/7/23
Runs	5	#5 Georgia	4/18/26
Earned Runs	5	#5 Georgia	4/18/26
Walks	3	vs. #15 TCU	2/18/23
Strikeouts	6	Arkansas State	2/25/26

**40 JAMES DeCREMER****SEASON HIGHS**

Category	High	Opponent (Last)	Date
Innings	3.2	Arkansas State	2/25/26
Longest Start	3.2	Arkansas State	2/25/26
Shortest Start	0.0	Stetson	3/9/26
Longest Relief	3.0	at Kentucky	5/16/26
Hits	5	Oral Roberts	3/3/26
Runs	4	Stetson	3/9/26
Earned Runs	4	Stetson	3/9/26
Walks	2	at #13 Kansas	5/30/26
Strikeouts	4	vs. #23 Tennessee	5/20/26

CAREER HIGHS

Category	High	Opponent (Last)	Date
Innings	5.0	USC	6/2/25
Longest Start	5.0	USC	6/2/25
Shortest Start	0.0	Stetson	3/9/26
Longest Relief	4.0	Portland	5/13/25
Hits	5	2x (Oral Roberts)	3/3/26
Runs	5	at Oregon	4/26/25
Earned Runs	4	2x (Stetson)	3/9/26
Walks	3	at UCLA	4/15/25
Strikeouts	6	2x (USC)	6/2/25



44 CARSON WIGGINS

SEASON HIGHS

Category	High	Opponent (Last)	Date
Innings	--	--	--
Longest Start	--	--	--
Shortest Start	--	--	--
Longest Relief	--	--	--
Hits	--	--	--
Runs	--	--	--
Earned Runs	--	--	--
Walks	--	--	--
Strikeouts	--	--	--

CAREER HIGHS

Category	High	Opponent (Last)	Date
Innings	2.0	2x (at #7 Georgia)	4/13/25
Longest Start	--	--	--
Shortest Start	--	--	--
Longest Relief	2.0	2x (at #7 Georgia)	4/13/25
Hits	1	7x (at Florida)	4/27/25
Runs	1	6x (at Florida)	4/27/25
Earned Runs	1	5x (at Florida)	4/27/25
Walks	3	at #13 Ole Miss	3/16/25
Strikeouts	4	at #7 Georgia	4/13/25



48 COOPER DOSSETT

SEASON HIGHS

Category	High	Opponent (Last)	Date
Innings	2.1	at Missouri State	3/31/26
Longest Start	2.0	vs. #6 Auburn	5/23/26
Shortest Start	--	--	--
Longest Relief	2.1	at Missouri State	3/31/26
Hits	3	2x (at Missouri State)	3/31/26
Runs	4	vs. Texas Tech	2/15/26
Earned Runs	4	vs. Texas Tech	2/15/26
Walks	3	vs. Texas Tech	2/15/26
Strikeouts	4	at Missouri State	3/31/26

CAREER HIGHS

Category	High	Opponent (Last)	Date
Innings	3.0	vs. UAPB	4/23/24
Longest Start	2.0	vs. #6 Auburn	5/23/26
Shortest Start	--	--	--
Longest Relief	3.0	vs. UAPB	4/23/24
Hits	3	2x (at Missouri State)	3/31/26
Runs	4	2x (vs. Texas Tech)	2/15/26
Earned Runs	4	2x (vs. Texas Tech)	2/15/26
Walks	3	2x (vs. Texas Tech)	2/15/26
Strikeouts	4	2x (at Missouri State)	3/31/26



45 TYE BRISCOE

SEASON HIGHS

Category	High	Opponent (Last)	Date
Innings	1.0	UCA	3/24/26
Longest Start	--	--	--
Shortest Start	--	--	--
Longest Relief	1.0	UCA	3/24/26
Hits	0	2x (Florida)	3/28/26
Runs	0	2x (Florida)	3/28/26
Earned Runs	0	2x (Florida)	3/28/26
Walks	1	Florida	3/28/26
Strikeouts	3	UCA	3/24/26

CAREER HIGHS

Category	High	Opponent (Last)	Date
Innings	1.0	UCA	3/24/26
Longest Start	--	--	--
Shortest Start	--	--	--
Longest Relief	1.0	UCA	3/24/26
Hits	0	2x (Florida)	3/28/26
Runs	0	2x (Florida)	3/28/26
Earned Runs	0	2x (Florida)	3/28/26
Walks	1	Florida	3/28/26
Strikeouts	3	UCA	3/24/26

Record: 40-21 Home: 22-12 Away: 10-7 Neutral: 8-2 SEC: 17-13

Player	avg	gp-gs	ab	r	h	2b	3b	hr	rbi	tb	slg%	bb	hp	so	gdp	ob%	sf	sh	sb-att	po	a	e	fld%	
8 Camden Kozeal	.321	60-60	237	57	76	18	2	20	70	158	.667	36	2	52	2	.410	3	1	1-2	62	154	6	.973	
42 Damian Ruiz	.314	52-52	185	49	58	12	0	5	28	85	.459	35	12	39	3	.451	1	2	16-17	62	0	3	.954	
25 Kuhio Aloy	.293	49-49	181	37	53	8	0	9	41	88	.486	15	2	48	5	.352	1	0	5-5	13	0	3	.813	
12 Carter Rutenbar	.286	51-38	147	30	42	10	0	2	18	58	.395	29	4	42	5	.414	1	0	2-3	124	8	4	.971	
27 Ryder Helfrick	.282	60-60	216	53	61	7	1	16	50	118	.546	55	1	54	1	.421	6	0	8-9	599	32	7	.989	
3 Nolan Souza	.266	58-57	214	45	57	15	1	3	30	83	.388	26	6	54	1	.359	2	1	14-16	66	136	7	.967	
5 TJ Pompey	.266	57-52	188	46	50	4	1	15	39	101	.537	21	4	85	2	.350	1	1	18-20	39	83	9	.931	
17 Zack Stewart	.262	50-48	164	32	43	7	0	13	36	89	.543	29	7	55	2	.389	3	0	0-0	56	0	4	.933	
4 Maika Niu	.261	59-54	207	36	54	13	0	9	49	94	.454	22	2	66	2	.332	4	1	17-19	108	3	4	.965	
18 Reese Robinett	.244	52-47	164	23	40	13	0	2	24	59	.360	25	5	46	1	.361	0	1	4-5	355	21	1	.997	

16 Christian Turner	.250	35-11	48	12	12	1	1	2	10	21	.438	6	1	20	0	.345	0	0	0-1	23	0	0	1.000	
1 Carson Brumbaugh	.140	18-15	50	6	7	3	0	0	2	10	.200	2	0	15	4	.167	2	1	0-1	9	44	6	.898	
9 Alexander Peck	.120	16-4	25	4	3	1	0	1	2	7	.280	3	0	7	1	.214	0	0	0-0	43	3	0	1.000	
24 Landon Schaefer	.000	8-1	5	3	0	0	0	0	0	0	.000	2	0	2	0	.286	0	0	2-2	2	0	1	.667	
19 Carson Willis	.000	1-1	3	0	0	0	0	0	0	0	.000	1	0	0	0	.250	0	0	0-0	0	0	0	.000	
55 Brendan Kleiman	.000	2-0	1	0	0	0	0	0	0	0	.000	0	0	1	0	.000	0	0	0-0	1	0	0	1.000	
11 Luke Cornelison	.000	2-0	0	0	0	0	0	0	0	0	.000	0	0	0	0	.000	0	0	0-0	0	1	0	1.000	
Totals	.273	61	2035	433	556	112	6	97	399	971	.477	307	46	586	29	.377	24	8	87-100	1575	535	58	.973	
Opponents	.247	61	2038	303	504	66	3	85	279	831	.408	203	51	613	37	.330	7	12	48-59	1535	510	55	.974	

LOB - Team (452), Opp (434). DPs turned - Team (40), Opp (38). CI - Team (1), Helfrick 1. IBB - Team (6), Helfrick 3, Kozeal 2, Rutenbar 1, Opp (7). Picked off - Pompey 2, Souza 1, Ruiz 1, Helfrick 1.

(All games Sorted by Earned run avg)

Player	era	w-l	app	gs	cg	sho	sv	ip	h	r	er	bb	so	2b	3b	hr	b/avg	wp	hp	bk	sfa	sha		
32 Hunter Dietz	3.57	7-4	16	16	1	0/1	0	85.2	71	40	34	31	131	9	1	10	.221	9	7	0	0	3		
36 Parker Coil	3.94	3-0	26	1	0	0/2	2	45.2	45	26	20	9	56	8	0	8	.246	0	4	1	2	2		
20 Gabe Gaeckle	4.14	6-3	20	12	0	0/1	0	71.2	80	39	33	35	87	11	0	13	.278	5	4	0	3	3		
26 Tate McGuire	5.20	1-1	20	7	0	0/1	0	45.0	46	27	26	14	38	5	0	10	.263	1	1	0	0	0		
38 Colin Fisher	5.24	4-7	17	10	1	1/0	0	55.0	55	37	32	16	57	7	0	7	.256	5	8	0	0	0		
29 Cole Gibler	5.25	5-2	18	5	0	0/1	1	58.1	53	36	34	25	57	5	1	11	.237	6	4	0	1	0		

28 Jordan Martin	0.00	0-0	3	0	0	0/0	0	3.0	4	0	0	2	3	0	0	0	.333	0	0	0	0	0		
45 Tye Briscoe	0.00	0-0	2	0	0	0/0	0	1.0	0	0	0	1	3	0	0	0	.000	0	0	0	0	0		
33 Ethan McElvain	1.03	6-0	19	0	0	0/1	6	35.0	21	4	4	10	52	3	0	1	.163	1	3	0	0	1		
13 Steele Eaves	3.10	6-1	27	1	0	0/3	1	40.2	35	17	14	9	36	6	0	7	.226	1	5	2	1	1		
40 James DeCremer	3.72	0-1	13	3	0	0/1	1	19.1	22	9	8	8	17	5	0	1	.293	3	3	1	0	2		
11 Luke Cornelison	4.50	0-0	4	0	0	0/0	0	6.0	7	4	3	2	6	0	0	2	.280	1	0	0	0	0		
1 Carson Brumbaugh	5.40	0-0	2	0	0	0/0	0	1.2	1	1	1	1	1	1	0	0	.200	2	1	0	0	0		
48 Cooper Dossett	7.47	0-0	14	1	0	0/1	0	15.2	12	13	13	10	17	2	0	4	.214	0	0	1	0	0		
14 Mark Brissey	8.80	0-0	13	1	0	0/1	1	15.1	15	16	15	12	20	0	0	3	.250	1	3	0	0	0		
15 Jackson Kircher	9.28	1-0	12	0	0	0/0	0	10.2	12	12	11	11	17	2	0	1	.279	2	3	0	0	0		
22 Peyton Lee	10.05	1-2	6	4	0	0/0	0	14.1	20	17	16	6	15	2	1	5	.328	1	4	0	0	0		
34 Joey Lorenzini	45.00	0-0	2	0	0	0/0	0	1.0	5	5	5	1	0	0	0	2	.625	0	1	1	0	0		
Totals	4.61	40-21	61	61	2	5/4	12	525.0	504	303	269	203	613	66	3	85	.247	38	51	6	7	12		
Opponents	6.81	21-40	61	61	0	0/0	13	511.2	556	433	387	307	586	112	6	97	.273	65	46	4	24	8		

PB - Team (4), Helfrick 4, Opp (8). Pickoffs - Team (6), Fisher 2, Lee 1, Brissey 1, Gaeckle 1, Helfrick 1, Opp (5). SBA/ATT - Helfrick (48-57), Gibler (7-9), Fisher (5-9), Gaeckle (7-9), Dietz (5-6), Coil (5-5), Brissey (4-4), McGuire (4-4), Kircher (3-3), McElvain (2-2), Dossett (0-2), Eaves (2-2), Lee (2-2), DeCremer (2-2).

Record: 17-13 Home: 7-8 Away: 10-5 SEC: 17-13

Player	avg	gp-gs	ab	r	h	2b	3b	hr	rbi	tb	slg%	bb	hp	so	gdp	ob%	sf	sh	sb-att	po	a	e	fld%	
42 Damian Ruiz	.306	26-26	98	25	30	7	0	4	18	49	.500	14	5	22	0	.419	0	2	7-7	31	0	3	.912	
3 Nolan Souza	.291	30-30	110	24	32	8	1	2	14	48	.436	16	3	31	0	.392	1	0	7-7	41	78	5	.960	
27 Ryder Helfrick	.278	30-30	108	25	30	3	1	8	27	59	.546	28	1	26	0	.421	3	0	3-3	291	21	2	.994	
5 TJ Pompey	.275	28-25	91	23	25	2	1	9	22	56	.615	9	3	41	1	.359	0	0	9-9	17	42	4	.937	
12 Carter Rutenbar	.261	27-23	88	18	23	5	0	1	7	31	.352	10	2	28	3	.350	0	0	1-2	88	6	3	.969	
25 Kuhio Aloy	.250	26-26	96	20	24	4	0	6	14	46	.479	7	2	29	1	.314	0	0	2-2	4	0	1	.800	
8 Camden Kozeal	.234	30-30	124	21	29	5	1	9	27	63	.508	12	1	30	2	.302	2	1	0-1	26	80	2	.981	
17 Zack Stewart	.213	27-26	89	13	19	4	0	6	20	41	.461	17	4	29	1	.360	1	0	0-0	35	0	3	.921	
4 Maika Niu	.210	30-26	100	18	21	5	0	5	22	41	.410	13	2	36	0	.308	2	0	9-11	58	3	1	.984	
18 Reese Robinett	.197	22-19	66	7	13	5	0	0	8	18	.273	9	2	22	0	.312	0	1	1-2	131	12	1	.993	

16 Christian Turner	.182	17-6	22	4	4	1	0	1	6	8	.364	1	1	9	0	.250	0	0	0-1	12	0	0	1.000	
9 Alexander Peck	.111	9-3	18	4	2	1	0	1	2	6	.333	3	0	6	1	.238	0	0	0-0	36	2	0	1.000	
24 Landon Schaefer	.000	5-0	1	2	0	0	0	0	0	0	.000	0	0	0	0	.000	0	0	2-2	1	0	1	.500	
1 Carson Brumbaugh	.000	2-0	1	0	0	0	0	0	0	0	.000	0	0	1	0	.000	0	0	0-0	1	0	0	1.000	
Totals	.249	30	1012	204	252	50	4	52	187	466	.460	139	26	310	9	.352	9	4	41-47	780	266	28	.974	
Opponents	.282	30	1052	193	297	35	1	57	178	505	.480	118	27	289	20	.368	4	3	27-35	776	249	32	.970	

LOB - Team (210), Opp (232). DPs turned - Team (22), Opp (13). CI - Team (1), Helfrick 1. IBB - Team (2), Helfrick 2, Opp (3).Picked off - Souza 1, Ruiz 1, Helfrick 1.

(SEC games only Sorted by Earned run avg)

Player	era	w-l	app	gs	cg	sho	sv	ip	h	r	er	bb	so	2b	3b	hr	b/avg	wp	hp	bk	sfa	sha		
32 Hunter Dietz	3.47	5-2	10	10	1	0/0	0	59.2	51	26	23	22	83	6	0	9	.230	7	4	0	0	2		
36 Parker Coil	4.09	1-0	12	1	0	0/0	1	22.0	19	10	10	4	24	2	0	4	.221	0	3	0	0	0		
20 Gabe Gaeckle	5.40	3-2	13	7	0	0/0	0	40.0	50	29	24	25	43	6	0	9	.301	3	3	0	2	0		
29 Cole Gibler	7.51	3-2	11	5	0	0/1	0	38.1	45	34	32	20	38	3	1	9	.290	6	3	0	1	0		

40 James DeCremer	0.00	0-0	5	0	0	0/0	1	7.2	5	1	0	1	7	1	0	0	.185	0	2	0	0	0		
28 Jordan Martin	0.00	0-0	1	0	0	0/0	0	1.0	1	0	0	1	0	0	0	0	.333	0	0	0	0	0		
45 Tye Briscoe	0.00	0-0	1	0	0	0/0	0	0.0	0	0	0	1	0	0	0	0	0	0	0	0	0	0		
33 Ethan McElvain	1.86	3-0	11	0	0	0/0	4	19.1	14	4	4	8	29	2	0	1	.189	1	2	0	0	1		
48 Cooper Dossett	3.86	0-0	5	0	0	0/0	0	4.2	3	2	2	4	4	0	0	1	.214	0	0	0	0	0		
13 Steele Eaves	4.34	0-1	14	0	0	0/1	1	18.2	20	12	9	3	17	5	0	5	.267	1	2	2	1	0		
1 Carson Brumbaugh	5.40	0-0	2	0	0	0/0	0	1.2	1	1	1	1	1	1	0	0	.200	2	1	0	0	0		
26 Tate McGuire	6.05	1-0	10	2	0	0/0	0	19.1	25	14	13	8	18	2	0	6	.313	1	0	0	0	0		
38 Colin Fisher	13.27	1-6	8	5	0	0/0	0	19.2	33	31	29	13	15	4	0	5	.367	4	5	0	0	0		
11 Luke Cornelison	13.50	0-0	2	0	0	0/0	0	2.0	4	3	3	0	3	0	0	2	.400	0	0	0	0	0		
14 Mark Brissey	24.55	0-0	5	0	0	0/0	0	3.2	10	11	10	5	3	0	0	3	.476	1	0	0	0	0		
15 Jackson Kircher	27.00	0-0	5	0	0	0/0	0	2.0	10	7	6	2	4	2	0	1	.625	0	1	0	0	0		
22 Peyton Lee	99.00	0-0	1	0	0	0/0	0	0.1	6	8	7	0	0	1	0	2	.750	0	1	0	0	0		
Totals	5.99	17-13	30	30	1	1/1	7	260.0	297	193	173	118	289	35	1	57	.282	26	27	2	4	3		
Opponents	6.30	13-17	30	30	0	0/0	7	258.2	252	204	181	139	310	50	4	52	.249	33	26	2	9	4		

PB - Team (3), Helfrick 3, Opp (3). Pickoffs - Team (3), Gaeckle 1, Fisher 1, Helfrick 1, Opp (3). SBA/ATT - Helfrick (27-34), Gibler (6-8), Fisher (4-6), Dietz (5-6), Gaeckle (4-5), Coil (4-4), Dossett (0-2), Kircher (1-1), DeCremer (1-1), Brissey (1-1), McGuire (1-1).



Record: 3-1 Home: 0-0 Away: 0-0 Neutral: 3-1 SEC: 0-0

Player	avg	gp-gs	ab	r	h	2b	3b	hr	rbi	tb	slg%	bb	hp	so	gdp	ob%	sf	sh	sb-att	po	a	e	fld%
8 Camden Kozeal	.538	4-4	13	4	7	0	0	3	7	16	1.231	4	0	4	0	.647	0	0	0-0	5	11	0	1.000
5 TJ Pompey	.375	4-4	16	4	6	1	0	1	3	10	.625	0	0	8	0	.375	0	0	2-3	2	4	2	.750
4 Maika Niu	.267	4-4	15	1	4	1	0	1	1	8	.533	1	0	5	0	.313	0	0	1-1	4	0	2	.667
42 Damian Ruiz	.267	4-4	15	2	4	1	0	0	0	5	.333	1	1	5	1	.353	0	0	0-0	9	0	0	1.000
27 Ryder Helfrick	.200	4-4	15	3	3	0	0	1	1	6	.400	2	0	7	0	.294	0	0	0-0	41	0	1	.976
3 Nolan Souza	.200	4-4	15	1	3	1	0	0	2	4	.267	1	0	4	0	.250	0	0	0-0	4	11	0	1.000
12 Carter Rutenbar	.182	4-3	11	0	2	1	0	0	1	3	.273	2	1	5	0	.357	0	0	0-0	0	0	0	.000
17 Zack Stewart	.176	4-4	17	2	3	0	0	2	3	9	.529	0	0	11	0	.176	0	0	0-0	5	0	0	1.000
18 Reese Robinett	.154	4-4	13	2	2	1	0	0	1	3	.231	1	1	4	0	.267	0	0	0-0	29	1	0	1.000

25 Kuhio Aloy	.000	1-1	1	0	0	0	0	0	0	0	.000	0	0	0	0	.000	0	0	0-0	0	0	0	.000
Totals	.260	4	131	19	34	6	0	8	19	64	.489	12	3	53	1	.336	0	0	3-4	99	31	5	.963
Opponents	.227	4	128	17	29	10	0	2	16	45	.352	12	2	41	1	.303	0	1	4-4	99	24	2	.984

LOB - Team (28), Opp (27). DPs turned - Team (1), Opp (2). IBB - Team (0), Opp (1).

(SEC Tournament Sorted by Earned run avg)

Player	era	w-l	app	gs	cg	sho	sv	ip	h	r	er	bb	so	2b	3b	hr	b/avg	wp	hp	bk	sfa	sha
20 Gabe Gaeckle	0.00	1-0	1	0	0	0/0	0	6.0	3	0	0	1	9	1	0	0	.143	0	0	0	0	0
33 Ethan McElvain	0.00	1-0	1	0	0	0/0	0	4.1	2	0	0	0	6	0	0	0	.143	0	0	0	0	0
29 Cole Gibler	0.00	1-0	2	0	0	0/0	0	4.0	1	0	0	1	2	1	0	0	.077	0	0	0	0	0
40 James DeCremer	2.70	0-0	2	0	0	0/0	0	3.1	3	1	1	2	5	2	0	0	.250	0	0	0	0	1
36 Parker Coil	8.10	0-0	2	0	0	0/0	0	3.1	8	6	3	0	6	3	0	0	.421	0	1	0	0	0
26 Tate McGuire	11.25	0-1	2	2	0	0/0	0	4.0	5	5	5	2	3	2	0	1	.294	0	0	0	0	0

13 Steele Eaves	0.00	0-0	2	0	0	0/0	0	2.2	1	0	0	1	5	0	0	0	.100	0	0	0	0	0
38 Colin Fisher	0.00	0-0	2	0	0	0/0	0	2.0	4	0	0	0	3	1	0	0	.400	0	0	0	0	0
48 Cooper Dossett	4.50	0-0	1	1	0	0/0	0	2.0	1	1	1	0	2	0	0	1	.143	0	0	0	0	0
32 Hunter Dietz	13.50	0-0	1	1	0	0/0	0	0.2	1	1	1	2	0	0	0	0	.333	0	0	0	0	0
15 Jackson Kircher	40.50	0-0	1	0	0	0/0	0	0.2	0	3	3	3	0	0	0	0	.000	0	1	0	0	0
Totals	3.82	3-1	4	4	0	0/0	0	33.0	29	17	14	12	41	10	0	2	.227	0	2	0	0	1
Opponents	5.18	1-3	4	4	0	0/0	0	33.0	34	19	19	12	53	6	0	8	.260	2	3	0	0	0

SBA/ATT - Helfrick (4-4), DeCremer (1-1), McElvain (1-1), Eaves (1-1), Kircher (1-1).

A ||| NCAA LAWRENCE REGIONAL STATS

Record: 1-1 Home: 0-0 Away: 0-1 Neutral: 1-0 SEC: 0-0

Player	avg	gp-gs	ab	r	h	2b	3b	hr	rbi	tb	slg%	bb	hp	so	gdp	ob%	sf	sh	sb-att	po	a	e	fld%
4 Maika Niu	.500	2-2	8	1	4	2	0	0	4	6	.750	1	0	2	0	.556	0	0	2-2	4	0	1	.800
8 Camden Kozeal	.286	2-2	7	1	2	1	0	0	0	3	.429	2	0	1	0	.444	0	0	0-0	1	5	0	1.000
18 Reese Robinett	.286	2-2	7	1	2	0	0	1	3	5	.714	0	0	3	0	.286	0	0	0-0	14	0	0	1.000
42 Damian Ruiz	.286	2-2	7	1	2	0	0	0	1	2	.286	1	1	1	0	.444	0	0	0-0	2	0	0	1.000
27 Ryder Helfrick	.222	2-2	9	1	2	1	0	0	1	3	.333	0	0	4	0	.222	0	0	0-0	26	0	0	1.000
17 Zack Stewart	.167	2-2	6	2	1	0	0	0	1	1	.167	3	0	3	0	.444	0	0	0-0	1	0	1	.500
5 TJ Pompey	.125	2-2	8	2	1	0	0	0	1	1	.125	1	0	3	1	.222	0	0	1-1	2	4	0	1.000
3 Nolan Souza	.125	2-2	8	2	1	0	0	0	1	1	.125	1	0	0	0	.222	0	0	1-1	1	2	0	1.000
12 Carter Rutenbar	.000	2-2	5	1	0	0	0	0	0	0	.000	3	0	1	0	.375	0	0	0-0	0	0	0	.000

16 Christian Turner	.000	1-0	0	0	0	0	0	0	0	0	.000	0	0	0	0	.000	0	0	0-0	0	0	0	.000
Totals	.231	2	65	12	15	4	0	1	12	22	.338	12	1	18	1	.359	0	0	4-4	51	13	2	.970
Opponents	.239	2	67	10	16	1	1	3	10	28	.418	10	2	27	0	.354	0	1	0-0	51	25	2	.974

LOB - Team (15), Opp (19). DPs turned - Team (0), Opp (1). IBB - Team (0), Opp (2).

(NCAA Lawrence Regional Sorted by Earned run avg)

Player	era	w-l	app	gs	cg	sho	sv	ip	h	r	er	bb	so	2b	3b	hr	b/avg	wp	hp	bk	sfa	sha
13 Steele Eaves	0.00	1-0	1	0	0	0/0	0	2.0	1	0	0	1	1	0	0	0	.143	0	1	0	0	0
33 Ethan McElvain	0.00	0-0	1	0	0	0/0	1	1.2	1	0	0	0	1	1	0	0	.167	0	0	0	0	0
29 Cole Gibler	5.40	0-0	1	0	0	0/0	0	1.2	1	1	1	1	2	0	0	1	.167	0	0	0	0	0
32 Hunter Dietz	5.68	0-1	1	1	0	0/0	0	6.1	5	4	4	2	14	0	1	1	.208	1	1	0	0	0
20 Gabe Gaeckle	6.75	0-0	1	1	0	0/0	0	4.0	5	3	3	3	7	0	0	1	.294	2	0	0	0	1

40 James DeCremer	0.00	0-0	1	0	0	0/0	0	0.0	0	0	0	2	0	0	0	0		1	0	0	0	0
36 Parker Coil	13.50	0-0	1	0	0	0/0	0	1.1	3	2	2	1	2	0	0	0	.429	0	0	0	0	0
Totals	5.29	1-1	2	2	0	0/0	1	17.0	16	10	10	10	27	1	1	3	.239	4	2	0	0	1
Opponents	5.82	1-1	2	2	0	0/0	1	17.0	15	12	11	12	18	4	0	1	.231	1	1	0	0	0

Score by innings	1	2	3	4	5	6	7	8	9	EX	Total
Arkansas	57	44	42	41	69	52	41	62	23	2	433
Opponents	42	41	33	35	39	28	34	21	29	1	303

Record when ...

Overall	40-21	After 6 leading	29-0
Conference	17-13 trailing	4-19
Non-Conference	23-8 tied	7-2
Home games	22-12	After 7 leading	22-1
Away games	10-7 trailing	4-19
Neutral site	8-2 tied	7-0
Day games	25-15	After 8 leading	27-1
Night games	15-6 trailing	2-19
vs Left starter	13-4 tied	1-0
vs Right starter	27-17		
1-Run games	11-5	Hit 0 home runs	10-6
2-Run games	2-3	... 1 home run	9-8
5+Run games	19-11	... 2+ home runs	21-7
Extra innings	2-1		
Shutouts	5-0	Opponent 0 home runs	20-1
	 1 home run	10-7
Scoring 0-2 runs	2-5 2+ HRs	10-13
..... 3-5 runs	10-12		
..... 6-9 runs	13-1	Made 0 errors	13-11
..... 10+ runs	15-3 1 error	18-4
	 2+ errors	9-6
Opponent 0-2 runs	23-0		
..... 3-5 runs	12-6	Opp. made 0 errors	10-10
..... 6-9 runs	4-8 1 error	20-8
..... 10+ runs	1-7 2+ errors	10-3
Scored in 1st inning	17-5	Out-hit opponent	28-2
Opp. scored in 1st	8-11	Out-hit by opponent	10-19
Scores first	25-6	Hits are tied	2-0
Opp. scores first	15-15		

Record when team scores:

Runs	0	1	2	3	4	5	6	7	8	9	10+
W-L	0-0	1-3	1-2	4-5	0-7	6-0	3-1	5-0	2-0	3-0	15-3

Record when opponent scores:

Runs	0	1	2	3	4	5	6	7	8	9	10+
W-L	5-0	6-0	12-0	2-0	7-3	3-3	3-2	0-3	1-1	0-2	1-7

Record when leading after:

Inn.	1	2	3	4	5	6	7	8
W-L	16-4	23-3	24-2	25-1	29-1	29-0	22-1	27-1

Record when trailing after:

Inn.	1	2	3	4	5	6	7	8
W-L	6-9	11-14	11-17	12-17	5-19	4-19	4-19	2-19

Record when tied after:

Inn.	1	2	3	4	5	6	7	8
W-L	18-8	6-4	5-2	3-3	6-1	7-2	7-0	1-0

Current losing streak: 1
 Longest winning streak: 6
 Longest losing streak: 5

Home attendance : 331422 (34 dates avg = 9747)
 Away attendance : 201210 (27 dates avg = 7452)
 Total attendance: 532632 (61 dates avg = 8731)

Multiple Hit Games	2	3	4	5+	Total
8 Camden Kozeal	17	6	1	-	24
4 Maika Niu	16	2	1	-	19
42 Damian Ruiz	15	2	-	-	17
25 Kuhio Aloy	12	5	-	-	17
27 Ryder Helfrick	14	2	-	-	16
3 Nolan Souza	13	3	-	-	16
5 TJ Pompey	8	4	-	-	12
17 Zack Stewart	8	1	1	-	10
12 Carter Rutenbar	8	1	1	-	10
18 Reese Robinett	7	-	-	-	7
1 Carson Brumbaugh	1	-	-	-	1
16 Christian Turner	-	1	-	-	1
TEAM	119	27	4	0	150

Multiple RBI Games	2	3	4	5+	Total
8 Camden Kozeal	11	6	2	2	21
27 Ryder Helfrick	9	6	-	-	15
4 Maika Niu	5	4	2	1	12
25 Kuhio Aloy	7	2	2	-	11
5 TJ Pompey	4	2	2	1	9
17 Zack Stewart	6	1	1	-	8
42 Damian Ruiz	4	2	1	-	7
18 Reese Robinett	4	1	-	-	5
3 Nolan Souza	2	3	-	-	5
12 Carter Rutenbar	3	-	1	-	4
16 Christian Turner	2	1	-	-	3
9 Alexander Peck	1	-	-	-	1
TEAM	58	28	11	4	101

Hitting Streaks	Longest	Current
27 Ryder Helfrick	12	-
25 Kuhio Aloy	12	-
3 Nolan Souza	8	-
42 Damian Ruiz	7	-
8 Camden Kozeal	7	1
4 Maika Niu	7	-
5 TJ Pompey	6	-
12 Carter Rutenbar	5	-
18 Reese Robinett	5	2
17 Zack Stewart	4	-
9 Alexander Peck	2	-
16 Christian Turner	2	-
1 Carson Brumbaugh	2	-

Reached Base Streaks	Longest	Current
27 Ryder Helfrick	26	-
42 Damian Ruiz	22	3
8 Camden Kozeal	15	12
12 Carter Rutenbar	14	7
25 Kuhio Aloy	13	-
18 Reese Robinett	12	2
5 TJ Pompey	10	-
17 Zack Stewart	9	3
3 Nolan Souza	9	-
4 Maika Niu	7	-
16 Christian Turner	4	2
9 Alexander Peck	3	1
1 Carson Brumbaugh	2	-
24 Landon Schaefer	1	-
19 Carson Willis	1	1

Starting Lineup By Position (Team W-L record when starter)

PITCHER:		
32 Hunter Dietz	16	(11-5)
20 Gabe Gaeckle	12	(9-3)
38 Colin Fisher	10	(5-5)
26 Tate McGuire	7	(6-1)
29 Cole Gibler	5	(2-3)
22 Peyton Lee	4	(3-1)
40 James DeCremer	3	(2-1)
36 Parker Coil	1	(0-1)
48 Cooper Dossett	1	(1-0)
13 Steele Eaves	1	(0-1)
14 Mark Brissey	1	(1-0)
CATCHER:		
27 Ryder Helfrick	60	(39-21)
12 Carter Rutenbar	1	(1-0)
FIRST BASE:		
18 Reese Robinett	41	(27-14)
12 Carter Rutenbar	16	(9-7)
9 Alexander Peck	4	(4-0)
SECOND BASE:		
3 Nolan Souza	45	(28-17)
8 Camden Kozeal	16	(12-4)
THIRD BASE:		
5 TJ Pompey	49	(34-15)
18 Reese Robinett	6	(3-3)
3 Nolan Souza	6	(3-3)
SHORTSTOP:		
8 Camden Kozeal	43	(27-16)
1 Carson Brumbaugh	15	(12-3)
5 TJ Pompey	3	(1-2)
LEFT FIELD:		
42 Damian Ruiz	47	(31-16)
16 Christian Turner	8	(5-3)
12 Carter Rutenbar	4	(3-1)
17 Zack Stewart	2	(1-1)
CENTER FIELD:		
4 Maika Niu	54	(35-19)
42 Damian Ruiz	4	(3-1)
16 Christian Turner	3	(2-1)
RIGHT FIELD:		
17 Zack Stewart	37	(24-13)
25 Kuhio Aloy	14	(9-5)
12 Carter Rutenbar	8	(5-3)
24 Landon Schaefer	1	(1-0)
42 Damian Ruiz	1	(1-0)
DESIGNATED HITTER:		
25 Kuhio Aloy	35	(25-10)
12 Carter Rutenbar	9	(4-5)
17 Zack Stewart	9	(6-3)
3 Nolan Souza	6	(5-1)
19 Carson Willis	1	(0-1)
8 Camden Kozeal	1	(0-1)

Starting Lineup By Lineup Spot (Team W-L record when starter)

LEADOFF:		
42 Damian Ruiz	36	(25-11)
12 Carter Rutenbar	18	(11-7)
3 Nolan Souza	4	(2-2)
4 Maika Niu	3	(2-1)
2ND SPOT:		
8 Camden Kozeal	28	(19-9)
27 Ryder Helfrick	20	(13-7)
3 Nolan Souza	5	(3-2)
42 Damian Ruiz	5	(3-2)
4 Maika Niu	2	(1-1)
5 TJ Pompey	1	(1-0)
3RD SPOT:		
27 Ryder Helfrick	34	(24-10)
8 Camden Kozeal	22	(11-11)
4 Maika Niu	3	(3-0)
25 Kuhio Aloy	1	(1-0)
18 Reese Robinett	1	(1-0)
CLEANUP:		
17 Zack Stewart	20	(13-7)
25 Kuhio Aloy	11	(7-4)
8 Camden Kozeal	9	(8-1)
4 Maika Niu	6	(4-2)
27 Ryder Helfrick	6	(2-4)
12 Carter Rutenbar	4	(2-2)
42 Damian Ruiz	4	(3-1)
3 Nolan Souza	1	(1-0)
5TH SPOT:		
3 Nolan Souza	15	(8-7)
25 Kuhio Aloy	13	(9-4)
4 Maika Niu	10	(7-3)
18 Reese Robinett	7	(4-3)
5 TJ Pompey	6	(4-2)
17 Zack Stewart	4	(2-2)
42 Damian Ruiz	3	(3-0)
12 Carter Rutenbar	1	(1-0)
9 Alexander Peck	1	(1-0)
8 Camden Kozeal	1	(1-0)
6TH SPOT:		
4 Maika Niu	16	(8-8)
18 Reese Robinett	15	(9-6)
3 Nolan Souza	14	(10-4)
25 Kuhio Aloy	5	(3-2)
17 Zack Stewart	5	(5-0)
12 Carter Rutenbar	4	(4-0)
42 Damian Ruiz	1	(0-1)
5 TJ Pompey	1	(1-0)
7TH SPOT:		
17 Zack Stewart	12	(5-7)
4 Maika Niu	12	(9-3)
25 Kuhio Aloy	12	(11-1)
5 TJ Pompey	10	(8-2)
18 Reese Robinett	7	(4-3)
3 Nolan Souza	5	(2-3)
12 Carter Rutenbar	1	(0-1)
9 Alexander Peck	1	(1-0)
16 Christian Turner	1	(0-1)
8TH SPOT:		
5 TJ Pompey	15	(9-6)
18 Reese Robinett	9	(6-3)
25 Kuhio Aloy	7	(3-4)
12 Carter Rutenbar	7	(4-3)
3 Nolan Souza	7	(6-1)
1 Carson Brumbaugh	5	(4-1)



#25 Kuhio Aloy - 49 games (All games)

Date	Opponent	Pos	AB	R	H	RBI	2B	3B	HR	BB	SB	CS	HBP	SAC	SF	GDP	K	PO	A	E	Avg
Feb 13	vs Oklahoma State	*of	4	1	2	2	0	0	0	0	1	0	0	0	0	0	1	1	0	0	.500
Feb 14	vs TCU	*of	4	1	1	1	0	0	1	0	0	0	0	0	0	0	0	1	0	0	.375
Feb 20	XAVIER	*of	2	0	1	0	0	0	0	1	0	0	0	0	0	0	1	2	0	0	.400
Feb 21	XAVIER	*of	4	1	2	2	0	0	1	1	0	0	0	0	0	0	0	0	0	1	.429
Feb 22	XAVIER	*of	5	2	3	3	0	0	1	0	0	0	0	0	0	0	0	0	0	0	.474
Feb 24	ARKANSAS STAT	*of	4	1	1	0	0	0	0	0	0	0	0	0	0	0	1	3	0	0	.435
Feb 25	ARKANSAS STAT	*of	4	0	1	1	0	0	0	0	0	0	0	0	0	1	1	0	0	0	.407
Feb 27	UT ARLINGTON	*of	4	1	1	2	1	0	0	0	0	0	0	0	0	1	1	1	0	0	.387
Feb 28	UT ARLINGTON	*dh	4	1	1	0	0	0	0	0	0	0	0	0	0	0	2	0	0	0	.371
Mar 01	UT ARLINGTON	*dh	4	1	2	1	1	0	0	0	0	0	0	0	0	0	1	0	0	0	.385
Mar 03	ORAL ROBERTS	*of	5	1	2	4	1	0	0	0	0	0	0	0	0	0	2	1	0	0	.386
Mar 06	STETSON	*dh	4	1	2	1	1	0	0	1	0	0	0	0	0	1	0	0	0	0	.396
Mar 07	STETSON	*of	2	1	0	2	0	0	0	2	0	0	0	0	0	0	0	0	0	1	.380
Mar 08	STETSON	*dh	4	0	0	0	0	0	0	0	0	0	0	0	0	0	0	0	0	0	.352
Mar 09	STETSON	*of	5	0	1	0	0	0	0	0	0	0	0	0	0	0	0	0	0	0	.339
Mar 13	MISSISSIPPI STA	*of	3	1	0	0	0	0	0	0	0	0	0	0	0	0	2	1	0	1	.323
Mar 14	MISSISSIPPI STA	*of	4	0	1	0	0	0	0	0	1	0	0	0	0	0	0	1	0	0	.318
Mar 14	MISSISSIPPI STA	*of	3	0	0	0	0	0	0	0	0	0	0	0	0	0	2	2	0	0	.304
Mar 18	NORTHERN COL	*dh	5	0	2	2	0	0	0	0	1	0	0	0	0	1	0	0	0	0	.311
Mar 20	at South Carolina	*dh	5	3	1	2	0	0	1	0	0	0	1	0	0	0	1	0	0	0	.304
Mar 21	at South Carolina	*dh	4	0	0	0	0	0	0	0	0	0	0	0	0	0	2	0	0	0	.289
Mar 22	at South Carolina	*dh	2	0	0	0	0	0	0	0	0	0	0	0	0	0	0	0	0	0	.282
Mar 24	UCA	*dh	2	0	0	0	0	0	0	0	0	0	0	0	0	0	2	0	0	0	.276
Mar 28	FLORIDA	*dh	4	0	1	0	0	0	0	0	1	0	0	0	0	0	1	0	0	0	.275
Mar 29	FLORIDA	*dh	4	2	2	1	0	0	1	0	0	0	0	0	0	1	0	0	0	0	.284
Mar 31	at Missouri State	*dh	5	0	0	0	0	0	0	0	0	0	0	0	0	0	5	0	0	0	.270
Apr 03	at Auburn	*dh	3	0	0	0	0	0	0	0	0	0	0	0	0	0	1	0	0	0	.262
Apr 04	at Auburn	*dh	2	0	0	1	0	0	0	0	0	0	1	0	0	0	1	0	0	0	.257
Apr 07	LITTLE ROCK	*dh	2	1	0	0	0	0	0	2	0	0	0	0	0	0	0	0	0	0	.252
Apr 10	at Alabama	*dh	3	1	1	0	1	0	0	1	0	0	0	0	0	0	1	0	0	0	.255
Apr 11	at Alabama	*dh	4	2	3	1	0	0	0	1	0	0	0	0	0	0	1	0	0	0	.272
Apr 12	at Alabama	*dh	3	0	0	0	0	0	0	1	0	0	0	0	0	0	2	0	0	0	.265
Apr 14	vs UAPB	*dh	4	1	3	4	0	0	0	0	1	0	0	0	0	0	1	0	0	0	.281
Apr 16	GEORGIA	*dh	4	0	0	0	0	0	0	0	0	0	0	0	0	0	2	0	0	0	.272
Apr 18	GEORGIA	*dh	4	2	3	0	0	0	0	1	0	0	0	0	0	0	0	0	0	0	.287
Apr 21	MISSOURI STATE	*dh	4	1	2	1	0	0	0	0	0	0	0	0	1	0	1	0	0	0	.293
Apr 23	at Missouri	*dh	3	1	0	0	0	0	0	1	0	0	0	0	0	0	1	0	0	0	.287
Apr 24	at Missouri	*dh	2	0	0	0	0	0	0	0	0	0	0	0	0	0	1	0	0	0	.283
Apr 29	NORTHWESTERN	*dh	3	2	2	1	0	0	0	1	0	0	0	0	0	0	0	0	0	0	.291
May 01	OLE MISS	*dh	4	2	3	3	1	0	1	0	0	0	0	0	0	0	0	0	0	0	.303
May 02	OLE MISS	*dh	4	1	2	1	0	0	1	0	0	0	0	0	0	0	0	0	0	0	.309
May 03	OLE MISS	*dh	4	1	2	2	0	0	1	0	0	0	0	0	0	0	1	0	0	0	.314
May 08	OKLAHOMA	*dh	3	1	0	0	0	0	0	1	0	0	0	0	0	0	1	0	0	0	.308
May 09	OKLAHOMA	*dh	4	1	0	1	0	0	0	1	0	0	0	0	0	0	2	0	0	0	.300
May 10	OKLAHOMA	*dh	5	1	2	1	0	0	1	0	0	0	0	0	0	0	1	0	0	0	.303
May 14	at Kentucky	*dh	4	0	1	0	0	0	0	0	0	0	0	0	0	0	1	0	0	0	.302
May 15	at Kentucky	*dh	5	0	1	1	1	0	0	0	0	0	0	0	0	0	3	0	0	0	.299
May 16	at Kentucky	*dh	6	1	1	0	1	0	0	0	0	0	0	0	0	0	2	0	0	0	.294
May 20	vs Tennessee	*dh	1	0	0	0	0	0	0	0	0	0	0	0	0	0	0	0	0	0	.293
Totals		49gs	181	37	53	41	8	0	9	15	5	0	2	0	1	5	48	13	0	3	.293

On base pct. .352 • Slugging pct. .486

#45 Tye Briscoe - 2 appearances (All games)

Date	Opponent	GS	IP	H	R	ER	BB	SO	2B	3B	HR	WP	BK	HBP	IBB	Score	W-L	Sv	ERA	NP
Mar 24	UCA		1.0	0	0	0	0	3	0	0	0	0	0	0	0	15-2	0-0	0	0.00	13
Mar 28	FLORIDA		0.0	0	0	0	1	0	0	0	0	0	0	0	0	4-7	0-0	0	0.00	4
Totals		0	1.0	0	0	0	1	3	0	0	0	0	0	0	0	19-9	0-0	0	0.00	-



INDIVIDUAL GAME-BY-GAME

#14 Mark Brissey - 4 games (All games)

Date	Opponent	Pos	AB	R	H	RBI	2B	3B	HR	BB	SB	CS	HBP	SAC	SF	GDP	K	PO	A	E	Avg
Feb 16	vs Tarleton State	p	0	0	0	0	0	0	0	0	0	0	0	0	0	0	0	0	1	0	.000
Mar 06	STETSON	p	0	0	0	0	0	0	0	0	0	0	0	0	0	0	0	1	0	0	.000
Mar 27	FLORIDA	p	0	0	0	0	0	0	0	0	0	0	0	0	0	0	0	1	0	0	.000
Apr 14	vs UAPB	p	0	0	0	0	0	0	0	0	0	0	0	0	0	0	0	0	1	0	.000
Totals		Ogs	0	0	0	0	0	0	0	0	0	0	0	0	0	0	0	2	2	0	.000

On base pct. .000 • Slugging pct. .000

#14 Mark Brissey - 13 appearances (All games)

Date	Opponent	GS	IP	H	R	ER	BB	SO	2B	3B	HR	WP	BK	HBP	IBB	Score	W-L	Sv	ERA	NP
Feb 16	vs Tarleton State		2.0	1	0	0	1	3	0	0	0	0	0	0	0	3-1	0-0	1	0.00	30
Feb 28	UT ARLINGTON		2.0	0	0	0	1	3	0	0	0	0	0	0	0	9-0	0-0	1	0.00	26
Mar 03	ORAL ROBERTS		1.0	0	0	0	0	3	0	0	0	0	0	1	0	10-2	0-0	1	0.00	14
Mar 06	STETSON		1.0	0	0	0	0	0	0	0	0	0	0	0	0	7-1	0-0	1	0.00	14
Mar 17	NORTHERN COL	*	2.0	2	2	2	2	2	0	0	0	0	0	1	0	13-2	0-0	1	2.25	46
Mar 24	UCA		1.0	0	0	0	0	3	0	0	0	0	0	1	0	15-2	0-0	1	2.00	15
Mar 27	FLORIDA		1.1	1	2	2	1	1	0	0	0	0	0	0	0	4-9	0-0	1	3.48	24
Mar 29	FLORIDA		1.0	3	1	1	0	2	0	0	0	0	0	0	0	6-7	0-0	1	3.97	19
Mar 31	at Missouri State		0.1	1	3	3	2	0	0	0	0	0	0	0	0	14-15	0-0	1	6.17	21
Apr 04	at Auburn		0.1	1	2	2	1	0	0	0	1	1	0	0	0	3-8	0-0	1	7.50	14
Apr 14	vs UAPB		2.1	1	0	0	1	3	0	0	0	0	0	0	0	12-2	0-0	1	6.28	31
Apr 18	GEORGIA		1.0	3	4	3	2	0	0	0	1	0	0	0	0	14-26	0-0	1	7.63	24
May 10	OKLAHOMA		0.0	2	2	2	1	0	0	0	1	0	0	0	0	10-15	0-0	1	8.80	16
Totals		1	15.1	15	16	15	12	20	0	0	3	1	0	3	0	120-90	0-0	1	8.80	-

#1 Carson Brumbaugh - 18 games (All games)

Date	Opponent	Pos	AB	R	H	RBI	2B	3B	HR	BB	SB	CS	HBP	SAC	SF	GDP	K	PO	A	E	Avg
Feb 13	vs Oklahoma State	*ss	4	0	0	0	0	0	0	0	0	0	0	0	0	0	0	1	0	0	.000
Feb 14	vs TCU	*ss	4	0	1	0	0	0	0	0	0	0	0	0	0	0	0	1	0	3	.125
Feb 15	vs Texas Tech	*ss	5	1	1	0	0	0	0	0	0	0	0	0	0	0	3	2	3	0	.154
Feb 16	vs Tarleton State	*ss	4	0	0	0	0	0	0	0	0	0	0	0	0	1	0	0	2	0	.118
Feb 20	XAVIER	*ss	3	1	1	0	0	0	0	0	0	0	0	0	0	0	2	0	4	0	.150
Feb 21	XAVIER	*ss	3	0	0	0	0	0	0	1	0	1	0	0	0	0	0	1	0	4	.130
Feb 22	XAVIER	*ss	4	0	0	0	0	0	0	0	0	0	0	0	0	0	2	0	4	0	.111
Feb 25	ARKANSAS STAT	*ss	2	0	0	0	0	0	0	0	0	0	0	1	0	0	1	0	4	0	.103
Feb 27	UT ARLINGTON	*ss	2	0	0	0	0	0	0	0	0	0	0	0	0	0	1	0	3	0	.097
Feb 28	UT ARLINGTON	*ss	3	1	1	0	0	0	0	0	1	0	0	0	0	0	0	0	2	0	.118
Mar 01	UT ARLINGTON	*ss	3	2	2	1	2	0	0	0	0	0	0	0	1	0	0	0	2	2	.162
Mar 03	ORAL ROBERTS	*ss	3	1	0	0	0	0	0	0	0	0	0	0	0	0	1	2	2	0	.150
Mar 06	STETSON	*ss	3	0	1	1	1	0	0	0	0	0	0	0	1	1	0	1	1	1	.163
Mar 08	STETSON	*ss	2	0	0	0	0	0	0	0	0	0	0	0	1	1	1	1	4	2	.156
Mar 14	MISSISSIPPI STA	ph	1	0	0	0	0	0	0	0	0	0	0	0	0	0	1	0	0	0	.152
Mar 18	NORTHERN COL	*ss	4	0	0	0	0	0	0	0	0	0	0	0	0	1	1	1	6	0	.140
Mar 20	at South Carolina	ss	0	0	0	0	0	0	0	0	0	0	0	0	0	0	0	1	0	0	.140
Apr 29	NORTHWESTERN	3b	0	0	0	0	0	0	0	0	0	0	0	0	0	0	0	0	0	1	.140
Totals		15gs	50	6	7	2	3	0	0	2	0	1	0	1	2	4	15	9	44	6	.140

On base pct. .167 • Slugging pct. .200

#1 Carson Brumbaugh - 2 appearances (All games)

Date	Opponent	GS	IP	H	R	ER	BB	SO	2B	3B	HR	WP	BK	HBP	IBB	Score	W-L	Sv	ERA	NP
Apr 02	at Auburn		1.0	1	1	1	1	0	1	0	0	2	0	0	0	2-10	0-0	0	9.00	17
Apr 18	GEORGIA		0.2	0	0	0	0	1	0	0	0	0	0	1	0	14-26	0-0	0	5.40	17
Totals		0	1.2	1	1	1	1	1	1	0	0	2	0	1	0	16-36	0-0	0	5.40	-



#36 Parker Coil - 4 games (All games)

Date	Opponent	Pos	AB	R	H	RBI	2B	3B	HR	BB	SB	CS	HBP	SAC	SF	GDP	K	PO	A	E	Avg
Feb 15	vs Texas Tech	p	0	0	0	0	0	0	0	0	0	0	0	0	0	0	0	0	1	0	.000
Mar 31	at Missouri State	p	0	0	0	0	0	0	0	0	0	0	0	0	0	0	0	0	1	0	.000
Apr 12	at Alabama	p	0	0	0	0	0	0	0	0	0	0	0	0	0	0	0	0	0	1	.000
Apr 25	at Missouri	p	0	0	0	0	0	0	0	0	0	0	0	0	0	0	0	0	1	0	.000
Totals		ogs	0	0	0	0	0	0	0	0	0	0	0	0	0	0	0	0	3	1	.000

On base pct. .000 • Slugging pct. .000

#36 Parker Coil - 26 appearances (All games)

Date	Opponent	GS	IP	H	R	ER	BB	SO	2B	3B	HR	WP	BK	HBP	IBB	Score	W-L	Sv	ERA	NP
Feb 15	vs Texas Tech		1.0	1	1	1	1	0	0	0	0	0	0	0	0	6-5	0-0	0	9.00	15
Feb 21	XAVIER		3.0	2	2	2	0	4	0	0	2	0	0	0	0	7-6	0-0	0	6.75	34
Feb 25	ARKANSAS STAT		2.2	0	0	0	2	6	0	0	0	0	0	0	1	1-0	0-0	1	4.05	38
Mar 06	STETSON		1.0	2	1	1	0	3	1	0	0	0	0	0	0	7-1	0-0	1	4.70	21
Mar 09	STETSON		2.0	3	0	0	0	2	0	0	0	0	0	0	0	4-6	0-0	1	3.72	31
Mar 14	MISSISSIPPI STA		0.2	0	0	0	0	1	0	0	0	0	0	0	0	7-3	0-0	1	3.48	9
Mar 17	NORTHERN COL		1.0	0	0	0	1	2	0	0	0	0	0	0	0	13-2	0-0	1	3.18	19
Mar 24	UCA		3.0	3	1	1	0	1	1	0	1	0	0	0	0	15-2	1-0	1	3.14	39
Mar 28	FLORIDA		1.0	1	0	0	0	1	0	0	0	0	0	0	0	4-7	1-0	1	2.93	11
Mar 29	FLORIDA		1.0	0	0	0	0	2	0	0	0	0	0	0	0	6-7	1-0	1	2.76	12
Mar 31	at Missouri State		2.2	3	3	0	0	3	1	0	1	0	0	0	0	14-15	1-0	1	2.37	37
Apr 04	at Auburn		2.2	2	1	1	0	1	0	0	1	0	0	0	0	3-8	1-0	1	2.49	23
Apr 07	LITTLE ROCK		1.0	1	0	0	0	2	0	0	0	0	0	0	0	7-0	1-0	1	2.38	20
Apr 10	at Alabama		1.0	0	0	0	0	1	0	0	0	0	0	0	0	7-5	1-0	2	2.28	7
Apr 12	at Alabama		2.0	2	0	0	2	2	0	0	0	0	0	0	2	3-2	1-0	2	2.10	34
Apr 18	GEORGIA	*	2.2	4	5	5	1	4	1	0	2	0	0	1	0	14-26	1-0	2	3.49	44
Apr 21	MISSOURI STATE		0.2	0	0	0	0	0	0	0	0	0	1	0	0	12-4	2-0	2	3.41	7
Apr 25	at Missouri		3.2	2	0	0	0	5	0	0	0	0	0	0	0	1-6	2-0	2	3.03	44
Apr 29	NORTHWESTERN		1.0	0	0	0	0	1	0	0	0	0	0	0	0	5-2	2-0	2	2.94	12
May 03	OLE MISS		3.0	0	0	0	1	3	0	0	0	0	0	1	0	5-4	2-0	2	2.70	40
May 09	OKLAHOMA		1.1	4	4	4	0	2	0	0	1	0	0	0	0	12-8	2-0	2	3.55	28
May 14	at Kentucky		1.1	1	0	0	0	1	0	0	0	0	0	1	0	3-4	2-0	2	3.43	18
May 16	at Kentucky		1.2	3	0	0	0	1	1	0	0	0	0	0	0	16-12	3-0	2	3.29	18
May 20	vs Tennessee		1.2	4	3	1	0	3	2	0	0	0	0	0	0	8-4	3-0	2	3.38	45
May 24	vs Georgia		1.2	4	3	2	0	3	1	0	0	0	0	1	0	1-11	3-0	2	3.65	30
May 29	vs Missouri State		1.1	3	2	2	1	2	0	0	0	0	0	0	0	9-5	3-0	2	3.94	31
Totals		1	45.2	45	26	20	9	56	8	0	8	0	1	4	3	190-15	3-0	2	3.94	-

#11 Luke Cornelison - 2 games (All games)

Date	Opponent	Pos	AB	R	H	RBI	2B	3B	HR	BB	SB	CS	HBP	SAC	SF	GDP	K	PO	A	E	Avg
Feb 27	UT ARLINGTON	3b	0	0	0	0	0	0	0	0	0	0	0	0	0	0	0	0	0	0	.000
Apr 29	NORTHWESTERN	3b	0	0	0	0	0	0	0	0	0	0	0	0	0	0	0	0	1	0	.000
Totals		ogs	0	0	0	0	0	0	0	0	0	0	0	0	0	0	0	0	1	0	.000

On base pct. .000 • Slugging pct. .000

#11 Luke Cornelison - 4 appearances (All games)

Date	Opponent	GS	IP	H	R	ER	BB	SO	2B	3B	HR	WP	BK	HBP	IBB	Score	W-L	Sv	ERA	NP
Feb 24	ARKANSAS STAT		2.0	2	1	0	2	2	0	0	0	1	0	0	0	4-12	0-0	0	0.00	27
Mar 18	NORTHERN COL		2.0	1	0	0	0	1	0	0	0	0	0	0	0	9-4	0-0	0	0.00	32
Mar 20	at South Carolina		1.0	3	2	2	0	2	0	0	1	0	0	0	0	22-6	0-0	0	3.60	24
Apr 02	at Auburn		1.0	1	1	1	0	1	0	0	1	0	0	0	0	2-10	0-0	0	4.50	12
Totals		0	6.0	7	4	3	2	6	0	0	2	1	0	0	0	37-32	0-0	0	4.50	-



INDIVIDUAL GAME-BY-GAME

#40 James DeCremer - 4 games (All games)

Date	Opponent	Pos	AB	R	H	RBI	2B	3B	HR	BB	SB	CS	HBP	SAC	SF	GDP	K	PO	A	E	Avg
Feb 15	vs Texas Tech	p	0	0	0	0	0	0	0	0	0	0	0	0	0	0	0	0	2	0	.000
Mar 03	ORAL ROBERTS	*p	0	0	0	0	0	0	0	0	0	0	0	0	0	0	0	0	2	0	.000
Mar 31	at Missouri State	p	0	0	0	0	0	0	0	0	0	0	0	0	0	0	0	0	1	0	.000
May 23	vs Auburn	p	0	0	0	0	0	0	0	0	0	0	0	0	0	0	0	0	1	0	.000
Totals		1gs	0	0	0	0	0	0	0	0	0	0	0	0	0	0	0	0	6	0	.000

On base pct. .000 • Slugging pct. .000

#40 James DeCremer - 13 appearances (All games)

Date	Opponent	GS	IP	H	R	ER	BB	SO	2B	3B	HR	WP	BK	HBP	IBB	Score	W-L	Sv	ERA	NP
Feb 15	vs Texas Tech		2.0	1	0	0	1	1	0	0	0	1	0	0	0	6-5	0-0	0	0.00	36
Feb 25	ARKANSAS STAT	*	3.2	1	0	0	0	3	1	0	0	0	0	0	0	1-0	0-0	0	0.00	50
Mar 03	ORAL ROBERTS	*	2.0	5	1	1	1	1	0	0	0	0	0	0	0	10-2	0-0	0	1.17	34
Mar 09	STETSON	*	0.0	4	4	4	1	0	0	0	1	1	0	0	0	4-6	0-1	0	5.87	17
Mar 28	FLORIDA		1.0	1	0	0	0	0	1	0	0	0	0	0	0	4-7	0-1	0	5.19	7
Mar 31	at Missouri State		0.2	3	2	2	0	0	1	0	0	0	1	1	0	14-15	0-1	0	6.75	13
Apr 02	at Auburn		1.0	0	0	0	0	0	0	0	0	0	0	0	0	2-10	0-1	0	6.10	11
May 10	OKLAHOMA		2.0	1	1	0	1	3	0	0	0	0	0	0	0	10-15	0-1	0	5.11	33
May 14	at Kentucky		0.2	1	0	0	0	2	0	0	0	0	0	1	0	3-4	0-1	0	4.85	16
May 16	at Kentucky		3.0	2	0	0	0	2	0	0	0	0	0	1	0	16-12	0-1	1	3.94	34
May 20	vs Tennessee		2.1	2	1	1	1	4	1	0	0	0	0	0	0	8-4	0-1	1	3.93	39
May 23	vs Auburn		1.0	1	0	0	1	1	1	0	0	0	0	0	1	2-1	0-1	1	3.72	14
May 30	at Kansas		0.0	0	0	0	2	0	0	0	0	1	0	0	1	3-5	0-1	1	3.72	6
Totals		3	19.1	22	9	8	8	17	5	0	1	3	1	3	2	83-86	0-1	1	3.72	-

#32 Hunter Dietz - 6 games (All games)

Date	Opponent	Pos	AB	R	H	RBI	2B	3B	HR	BB	SB	CS	HBP	SAC	SF	GDP	K	PO	A	E	Avg
Mar 28	FLORIDA	*p	0	0	0	0	0	0	0	0	0	0	0	0	0	0	0	0	1	0	.000
Apr 03	at Auburn	*p	0	0	0	0	0	0	0	0	0	0	0	0	0	0	0	0	1	0	.000
Apr 16	GEORGIA	*p	0	0	0	0	0	0	0	0	0	0	0	0	0	0	0	0	1	0	.000
Apr 23	at Missouri	*p	0	0	0	0	0	0	0	0	0	0	0	0	0	0	0	0	1	0	.000
May 08	OKLAHOMA	*p	0	0	0	0	0	0	0	0	0	0	0	0	0	0	0	0	1	0	.000
May 30	at Kansas	*p	0	0	0	0	0	0	0	0	0	0	0	0	0	0	0	0	1	0	.000
Totals		6gs	0	0	0	0	0	0	0	0	0	0	0	0	0	0	0	0	6	0	.000

On base pct. .000 • Slugging pct. .000

#32 Hunter Dietz - 16 appearances (All games)

Date	Opponent	GS	IP	H	R	ER	BB	SO	2B	3B	HR	WP	BK	HBP	IBB	Score	W-L	Sv	ERA	NP
Feb 14	vs TCU	*	2.0	3	4	4	3	5	2	0	0	0	0	1	0	4-5	0-1	0	18.00	58
Feb 21	XAVIER	*	4.0	5	4	2	1	9	0	0	0	0	0	1	0	7-6	0-1	0	9.00	84
Feb 28	UT ARLINGTON	*	7.0	2	0	0	1	8	1	0	0	0	0	0	0	9-0	1-1	0	4.15	93
Mar 07	STETSON	*	6.0	4	1	0	0	12	0	0	0	1	0	0	0	13-1	2-1	0	2.84	91
Mar 14	MISSISSIPPI STA	*	4.2	4	5	5	3	8	1	0	1	1	0	0	0	2-7	2-2	0	4.18	95
Mar 21	at South Carolina	*	6.2	5	2	2	2	12	1	0	0	0	0	0	0	3-2	2-2	0	3.86	103
Mar 28	FLORIDA	*	4.0	5	3	3	4	4	1	0	0	2	0	1	0	4-7	2-2	0	4.19	88
Apr 03	at Auburn	*	7.0	6	2	1	0	11	1	0	0	2	0	1	0	3-2	3-2	0	3.70	106
Apr 10	at Alabama	*	6.0	3	2	2	3	9	0	0	2	1	0	0	0	7-5	3-2	0	3.61	107
Apr 16	GEORGIA	*	5.1	5	2	2	1	6	0	0	2	0	0	0	0	6-3	4-2	0	3.59	85
Apr 23	at Missouri	*	7.0	7	3	3	1	8	0	0	2	1	0	1	0	5-4	5-2	0	3.62	101
May 01	OLE MISS	*	6.0	4	1	1	4	9	0	0	1	0	0	0	0	12-2	6-2	0	3.43	98
May 08	OKLAHOMA	*	7.0	7	2	1	3	7	1	0	0	0	0	0	0	12-2	7-2	0	3.22	99
May 14	at Kentucky	*	6.0	5	4	3	1	9	1	0	1	0	0	1	0	3-4	7-3	0	3.32	99
May 22	vs Texas	*	0.2	1	1	1	2	0	0	0	0	0	0	0	0	8-1	7-3	0	3.40	21
May 30	at Kansas	*	6.1	5	4	4	2	14	0	1	1	1	0	1	0	3-5	7-4	0	3.57	116
Totals		16	85.2	71	40	34	31	131	9	1	10	9	0	7	0	101-56	7-4	0	3.57	-



#48 Cooper Dossett - 1 game (All games)

Date	Opponent	Pos	AB	R	H	RBI	2B	3B	HR	BB	SB	CS	HBP	SAC	SF	GDP	K	PO	A	E	Avg
Apr 14	vs UAPB	p	0	0	0	0	0	0	0	0	0	0	0	0	0	0	0	1	0	0	.000
Totals		0gs	0	0	0	0	0	0	0	0	0	0	0	0	0	0	0	1	0	0	.000

On base pct. .000 • Slugging pct. .000

#48 Cooper Dossett - 14 appearances (All games)

Date	Opponent	GS	IP	H	R	ER	BB	SO	2B	3B	HR	WP	BK	HBP	IBB	Score	W-L	Sv	ERA	NP
Feb 15	vs Texas Tech		0.2	1	4	4	3	1	0	0	0	0	0	0	0	6-5	0-0	0	54.00	28
Feb 24	ARKANSAS STAT		1.0	3	3	3	0	1	1	0	1	0	0	0	0	4-12	0-0	0	37.80	19
Mar 07	STETSON		1.0	0	0	0	0	1	0	0	0	0	0	0	0	13-1	0-0	0	23.62	19
Mar 14	MISSISSIPPI STA		1.0	0	0	0	1	1	0	0	0	0	0	0	0	2-7	0-0	0	17.18	13
Mar 18	NORTHERN COL		1.0	0	0	0	0	0	0	0	0	0	0	0	0	9-4	0-0	0	13.50	10
Mar 28	FLORIDA		1.1	0	0	0	2	1	0	0	0	0	0	0	0	4-7	0-0	0	10.50	24
Mar 31	at Missouri State		2.1	3	2	2	0	4	1	0	1	0	0	0	0	14-15	0-0	0	9.72	36
Apr 07	LITTLE ROCK		1.0	1	0	0	0	1	0	0	0	0	0	0	0	7-0	0-0	0	8.68	12
Apr 14	vs UAPB		1.0	0	1	1	2	1	0	0	0	0	1	0	0	12-2	0-0	0	8.71	24
Apr 21	MISSOURI STATE		1.0	0	0	0	1	2	0	0	0	0	0	0	0	12-4	0-0	0	7.94	16
Apr 25	at Missouri		0.1	0	0	0	0	0	0	0	0	0	0	0	0	1-6	0-0	0	7.71	5
May 01	OLE MISS		1.0	2	1	1	0	2	0	0	1	0	0	0	0	12-2	0-0	0	7.82	21
May 10	OKLAHOMA		1.0	1	1	1	1	0	0	0	0	0	0	0	0	10-15	0-0	0	7.90	11
May 23	vs Auburn	*	2.0	1	1	1	0	2	0	0	1	0	0	0	0	2-1	0-0	0	7.47	27
Totals		1	15.2	12	13	13	10	17	2	0	4	0	1	0	0	108-81	0-0	0	7.47	-

#13 Steele Eaves - 4 games (All games)

Date	Opponent	Pos	AB	R	H	RBI	2B	3B	HR	BB	SB	CS	HBP	SAC	SF	GDP	K	PO	A	E	Avg
Mar 28	FLORIDA	p	0	0	0	0	0	0	0	0	0	0	0	0	0	0	0	1	0	0	.000
Apr 02	at Auburn	p	0	0	0	0	0	0	0	0	0	0	0	0	0	0	0	0	1	0	.000
May 10	OKLAHOMA	p	0	0	0	0	0	0	0	0	0	0	0	0	0	0	0	0	1	0	.000
May 22	vs Texas	p	0	0	0	0	0	0	0	0	0	0	0	0	0	0	0	0	1	0	.000
Totals		0gs	0	0	0	0	0	0	0	0	0	0	0	0	0	0	0	1	3	0	.000

On base pct. .000 • Slugging pct. .000



INDIVIDUAL GAME-BY-GAME

#13 Steele Eaves - 27 appearances (All games)

Date	Opponent	GS	IP	H	R	ER	BB	SO	2B	3B	HR	WP	BK	HBP	IBB	Score	W-L	Sv	ERA	NP
Feb 15	vs Texas Tech		2.1	1	0	0	1	3	0	0	0	0	0	1	0	6-5	1-0	0	0.00	33
Feb 21	XAVIER		2.0	2	0	0	0	1	0	0	0	0	0	0	0	7-6	2-0	0	0.00	21
Feb 25	ARKANSAS STAT		2.2	0	0	0	1	4	0	0	0	0	0	0	0	1-0	3-0	0	0.00	38
Mar 01	UT ARLINGTON		1.0	0	0	0	0	1	0	0	0	0	0	0	0	11-1	3-0	0	0.00	14
Mar 09	STETSON		4.0	3	0	0	0	1	0	0	0	0	0	0	0	4-6	3-0	0	0.00	37
Mar 14	MISSISSIPPI STA		2.0	0	0	0	0	2	0	0	0	0	0	1	0	7-3	3-0	0	0.00	25
Mar 17	NORTHERN COL		1.0	1	0	0	1	0	0	0	0	0	0	0	0	13-2	3-0	0	0.00	17
Mar 22	at South Carolina		2.2	2	2	2	0	3	0	0	2	0	0	0	0	4-9	3-0	0	1.02	33
Mar 27	FLORIDA		1.0	2	1	1	1	1	1	0	1	1	0	0	0	4-9	3-0	0	1.45	26
Mar 28	FLORIDA		1.0	2	2	2	0	1	0	0	1	0	1	1	0	4-7	3-1	0	2.29	18
Mar 31	at Missouri State	*	1.0	3	4	4	1	2	1	0	1	0	0	1	0	14-15	3-1	0	3.92	24
Apr 02	at Auburn		0.2	1	0	0	0	0	0	0	0	0	0	0	0	2-10	3-1	0	3.80	11
Apr 04	at Auburn		0.1	1	0	0	0	0	0	0	0	0	0	0	0	3-8	3-1	0	3.74	8
Apr 07	LITTLE ROCK		2.0	1	0	0	0	0	0	0	0	0	0	0	0	7-0	4-1	0	3.42	13
Apr 11	at Alabama		1.2	1	1	0	1	3	0	0	0	0	0	0	0	15-6	4-1	0	3.20	28
Apr 17	GEORGIA		1.1	1	0	0	0	1	0	0	0	0	0	0	0	3-5	4-1	0	3.04	16
Apr 18	GEORGIA		1.1	1	1	1	1	1	0	0	1	0	0	0	0	14-26	4-1	0	3.21	26
Apr 21	MISSOURI STATE		0.1	2	1	1	0	1	0	0	1	0	0	0	0	12-4	4-1	0	3.49	8
Apr 24	at Missouri		3.0	1	0	0	0	2	0	0	0	0	0	0	0	6-0	4-1	1	3.16	35
Apr 29	NORTHWESTERN		1.0	0	0	0	0	0	0	0	0	0	0	0	0	5-2	5-1	1	3.06	13
May 09	OKLAHOMA		1.0	1	0	0	0	0	1	0	0	0	0	0	0	12-8	5-1	1	2.97	12
May 10	OKLAHOMA		2.0	1	0	0	0	1	0	0	0	0	1	0	0	10-15	5-1	1	2.80	24
May 15	at Kentucky		0.2	3	2	2	0	2	1	0	0	0	0	0	0	5-4	5-1	1	3.25	10
May 16	at Kentucky		0.0	3	3	1	0	0	2	0	0	0	0	0	0	16-12	5-1	1	3.50	12
May 22	vs Texas		2.1	0	0	0	1	5	0	0	0	0	0	0	0	8-1	5-1	1	3.29	50
May 24	vs Georgia		0.1	1	0	0	0	0	0	0	0	0	0	0	0	1-11	5-1	1	3.26	7
May 29	vs Missouri State		2.0	1	0	0	1	1	0	0	0	0	0	1	0	9-5	6-1	1	3.10	31
Totals		1	40.2	35	17	14	9	36	6	0	7	1	2	5	0	203-18	6-1	1	3.10	-

#38 Colin Fisher - 8 games (All games)

Date	Opponent	Pos	AB	R	H	RBI	2B	3B	HR	BB	SB	CS	HBP	SAC	SF	GDP	K	PO	A	E	Avg
Feb 15	vs Texas Tech	*p	0	0	0	0	0	0	0	0	0	0	0	0	0	0	0	0	1	0	.000
Feb 22	XAVIER	*p	0	0	0	0	0	0	0	0	0	0	0	0	0	0	0	0	1	0	.000
Mar 08	STETSON	*p	0	0	0	0	0	0	0	0	0	0	0	0	0	0	0	0	1	0	.000
Mar 22	at South Carolina	*p	0	0	0	0	0	0	0	0	0	0	0	0	0	0	0	0	1	0	.000
Mar 29	FLORIDA	*p	0	0	0	0	0	0	0	0	0	0	0	0	0	0	0	0	1	0	.000
Apr 11	at Alabama	p	0	0	0	0	0	0	0	0	0	0	0	0	0	0	0	0	1	0	.000
Apr 14	vs UAPB	*p	0	0	0	0	0	0	0	0	0	0	0	0	0	0	0	0	1	0	.000
Apr 29	NORTHWESTERN	p	0	0	0	0	0	0	0	0	0	0	0	0	0	0	0	0	1	0	.000
Totals		6gs	0	0	0	0	0	0	0	0	0	0	0	0	0	0	0	0	8	0	.000

On base pct. .000 • Slugging pct. .000

#38 Colin Fisher - 17 appearances (All games)

Date	Opponent	GS	IP	H	R	ER	BB	SO	2B	3B	HR	WP	BK	HBP	IBB	Score	W-L	Sv	ERA	NP
Feb 15	vs Texas Tech	*	5.0	1	0	0	2	8	0	0	0	0	0	0	0	6-5	0-0	0	0.00	82
Feb 22	XAVIER	*	8.0	1	0	0	0	11	0	0	0	0	0	0	0	11-0	1-0	0	0.00	86
Mar 01	UT ARLINGTON	*	6.0	5	1	0	1	7	1	0	0	0	0	1	0	11-1	2-0	0	0.00	85
Mar 08	STETSON	*	4.0	6	4	3	0	4	1	0	2	0	0	0	0	1-4	2-1	0	1.17	69
Mar 14	MISSISSIPPI STA	*	4.2	4	3	3	2	6	0	0	0	0	0	0	0	7-3	2-1	0	1.95	85
Mar 22	at South Carolina	*	2.1	4	3	3	2	2	1	0	1	0	0	1	0	4-9	2-2	0	2.70	45
Mar 29	FLORIDA	*	2.1	6	3	3	0	2	1	0	0	1	0	1	0	6-7	2-3	0	3.34	46
Apr 04	at Auburn	*	2.2	5	5	5	2	1	2	0	0	0	0	1	0	3-8	2-4	0	4.37	60
Apr 11	at Alabama	*	3.0	3	2	2	2	1	0	0	0	0	0	0	0	15-6	3-4	0	4.50	43
Apr 14	vs UAPB	*	3.0	1	0	0	0	1	0	0	0	0	0	0	0	12-2	4-4	0	4.17	27
Apr 18	GEORGIA	*	1.2	3	4	2	2	1	0	0	1	2	0	0	0	14-26	4-5	0	4.43	46
Apr 21	MISSOURI STATE	*	3.1	2	1	0	0	5	0	0	0	1	0	0	0	12-4	4-5	0	4.11	45
Apr 25	at Missouri	*	1.1	4	5	5	1	0	0	0	1	0	0	1	0	1-6	4-6	0	4.94	33
Apr 29	NORTHWESTERN	*	4.0	2	0	0	0	3	0	0	0	0	0	2	0	5-2	4-6	0	4.56	55
May 10	OKLAHOMA	*	1.2	4	6	6	2	2	0	0	2	1	0	1	0	10-15	4-7	0	5.43	56
May 23	vs Auburn	*	1.2	3	0	0	0	2	1	0	0	0	0	0	0	2-1	4-7	0	5.27	28
May 24	vs Georgia	*	0.1	1	0	0	0	1	0	0	0	0	0	0	0	1-11	4-7	0	5.24	12
Totals		10	55.0	55	37	32	16	57	7	0	7	5	0	8	0	121-11	4-7	0	5.24	-



#20 Gabe Gaeckle - 10 games (All games)

Date	Opponent	Pos	AB	R	H	RBI	2B	3B	HR	BB	SB	CS	HBP	SAC	SF	GDP	K	PO	A	E	Avg
Feb 13	vs Oklahoma State	*p	0	0	0	0	0	0	0	0	0	0	0	0	0	0	0	1	0	0	.000
Feb 20	XAVIER	*p	0	0	0	0	0	0	0	0	0	0	0	0	0	0	0	0	1	0	.000
Feb 27	UT ARLINGTON	*p	0	0	0	0	0	0	0	0	0	0	0	0	0	0	0	0	1	0	.000
Mar 13	MISSISSIPPI STA	*p	0	0	0	0	0	0	0	0	0	0	0	0	0	0	0	1	0	0	.000
Apr 25	at Missouri	p	0	0	0	0	0	0	0	0	0	0	0	0	0	0	0	0	1	0	.000
May 03	OLE MISS	*p	0	0	0	0	0	0	0	0	0	0	0	0	0	0	0	0	1	0	.000
May 09	OKLAHOMA	*p	0	0	0	0	0	0	0	0	0	0	0	0	0	0	0	2	0	0	.000
May 15	at Kentucky	*p	0	0	0	0	0	0	0	0	0	0	0	0	0	0	0	0	1	0	.000
May 22	vs Texas	p	0	0	0	0	0	0	0	0	0	0	0	0	0	0	0	0	1	0	.000
May 29	vs Missouri State	*p	0	0	0	0	0	0	0	0	0	0	0	0	0	0	0	0	1	0	.000
Totals		8gs	0	0	0	0	0	0	0	0	0	0	0	0	0	0	0	4	7	0	.000

On base pct. .000 • Slugging pct. .000

#20 Gabe Gaeckle - 20 appearances (All games)

Date	Opponent	GS	IP	H	R	ER	BB	SO	2B	3B	HR	WP	BK	HBP	IBB	Score	W-L	Sv	ERA	NP
Feb 13	vs Oklahoma State	*	4.1	4	2	1	1	9	0	0	1	0	0	0	0	12-2	0-0	0	2.08	75
Feb 20	XAVIER	*	5.0	4	1	1	2	7	2	0	1	0	0	0	0	5-2	1-0	0	1.93	77
Feb 27	UT ARLINGTON	*	5.1	8	4	4	2	5	2	0	1	0	0	1	0	3-4	1-1	0	3.68	88
Mar 06	STETSON	*	6.0	5	0	0	1	6	0	0	0	0	0	0	0	7-1	2-1	0	2.61	99
Mar 13	MISSISSIPPI STA	*	5.2	8	2	2	3	4	1	0	0	0	0	0	0	5-4	2-1	0	2.73	90
Mar 20	at South Carolina	*	5.0	5	4	2	2	7	0	0	2	0	0	0	0	22-6	3-1	0	2.87	89
Mar 27	FLORIDA	*	1.1	1	3	3	4	0	0	0	0	0	0	1	0	4-9	3-2	0	3.58	46
Apr 02	at Auburn	*	4.0	6	4	4	4	3	3	0	0	0	0	0	0	2-10	3-3	0	4.17	88
Apr 07	LITTLE ROCK		1.0	1	0	0	0	1	0	0	0	0	0	0	0	7-0	3-3	0	4.06	14
Apr 10	at Alabama		1.0	1	1	1	2	1	0	0	0	1	0	0	1	7-5	4-3	0	4.19	28
Apr 12	at Alabama		2.0	4	0	0	1	2	1	0	0	0	0	0	0	3-2	5-3	0	3.98	40
Apr 16	GEORGIA		2.0	2	1	1	0	2	0	0	0	0	0	0	0	6-3	5-3	0	4.01	24
Apr 18	GEORGIA		1.1	4	4	2	0	1	0	0	2	0	0	1	0	14-26	5-3	0	4.30	31
Apr 23	at Missouri		1.0	0	1	1	1	3	0	0	0	0	0	0	0	5-4	5-3	0	4.40	18
Apr 25	at Missouri		2.2	2	1	1	2	4	0	0	1	0	0	0	0	1-6	5-3	0	4.34	50
May 03	OLE MISS	*	4.0	5	3	2	1	5	0	0	1	2	0	0	0	5-4	5-3	0	4.35	74
May 09	OKLAHOMA	*	4.2	5	3	3	2	4	1	0	2	0	0	0	0	12-8	5-3	0	4.47	81
May 15	at Kentucky	*	5.1	7	2	2	3	7	0	0	1	0	0	1	0	5-4	5-3	0	4.38	84
May 22	vs Texas		6.0	3	0	0	1	9	1	0	0	0	0	0	0	8-1	6-3	0	3.99	76
May 29	vs Missouri State	*	4.0	5	3	3	3	7	0	0	1	2	0	0	1	9-5	6-3	0	4.14	85
Totals		12	71.2	80	39	33	35	87	11	0	13	5	0	4	2	142-10	6-3	0	4.14	-

#29 Cole Gibler - 6 games (All games)

Date	Opponent	Pos	AB	R	H	RBI	2B	3B	HR	BB	SB	CS	HBP	SAC	SF	GDP	K	PO	A	E	Avg
Feb 27	UT ARLINGTON	p	0	0	0	0	0	0	0	0	0	0	0	0	0	0	0	0	1	0	.000
Mar 21	at South Carolina	p	0	0	0	0	0	0	0	0	0	0	0	0	0	0	0	0	1	0	.000
Mar 27	FLORIDA	p	0	0	0	0	0	0	0	0	0	0	0	0	0	0	0	0	1	0	.000
Apr 04	at Auburn	p	0	0	0	0	0	0	0	0	0	0	0	0	0	0	0	0	1	0	.000
Apr 11	at Alabama	*p	0	0	0	0	0	0	0	0	0	0	0	0	0	0	0	0	1	0	.000
May 02	OLE MISS	*p	0	0	0	0	0	0	0	0	0	0	0	0	0	0	0	1	0	0	.000
Totals		2gs	0	0	0	0	0	0	0	0	0	0	0	0	0	0	0	1	5	0	.000

On base pct. .000 • Slugging pct. .000



||| INDIVIDUAL GAME-BY-GAME

#29 Cole Gibler - 18 appearances (All games)

Date	Opponent	GS	IP	H	R	ER	BB	SO	2B	3B	HR	WP	BK	HBP	IBB	Score	W-L	Sv	ERA	NP
Feb 13	vs Oklahoma State		3.2	0	0	0	1	6	0	0	0	0	0	0	0	12-2	1-0	0	0.00	53
Feb 20	XAVIER		4.0	5	1	1	0	2	1	0	1	0	0	1	0	5-2	1-0	1	1.17	51
Feb 27	UT ARLINGTON		3.2	1	0	0	0	5	0	0	0	0	0	0	0	3-4	1-0	1	0.79	39
Mar 08	STETSON		3.0	0	0	0	2	2	0	0	0	0	0	0	0	1-4	1-0	1	0.63	45
Mar 13	MISSISSIPPI STA		3.1	3	2	2	2	3	0	0	1	0	0	1	0	5-4	2-0	1	1.53	53
Mar 21	at South Carolina		3.1	2	0	0	1	4	0	0	0	1	0	0	0	3-2	3-0	1	1.29	46
Mar 27	FLORIDA		4.2	3	2	2	3	5	0	0	1	1	0	1	0	4-9	3-0	1	1.75	86
Apr 02	at Auburn		0.1	4	4	3	0	1	0	0	0	1	0	0	0	2-10	3-0	1	2.77	20
Apr 04	at Auburn		2.0	1	0	0	0	0	1	0	0	0	0	0	0	3-8	3-0	1	2.57	25
Apr 11	at Alabama	*	4.1	5	3	2	4	2	1	0	0	0	0	0	0	15-6	3-0	1	2.78	83
Apr 17	GEORGIA	*	5.0	7	4	4	2	2	1	0	1	0	0	1	0	3-5	3-1	1	3.38	77
Apr 24	at Missouri	*	6.0	1	0	0	3	5	0	0	0	0	0	0	0	6-0	4-1	1	2.91	90
May 02	OLE MISS	*	5.1	9	7	7	1	9	0	0	3	0	0	0	0	4-11	4-2	1	3.88	95
May 10	OKLAHOMA	*	2.0	3	5	5	2	4	0	0	2	1	0	0	0	10-15	4-2	1	4.62	50
May 16	at Kentucky		2.0	7	7	7	2	3	0	1	1	2	0	0	0	16-12	4-2	1	5.64	52
May 20	vs Tennessee		2.0	1	0	0	0	0	1	0	0	0	0	0	0	8-4	5-2	1	5.43	30
May 24	vs Georgia		2.0	0	0	0	1	2	0	0	0	0	0	0	0	1-11	5-2	1	5.24	32
May 30	at Kansas		1.2	1	1	1	1	2	0	0	1	0	0	0	0	3-5	5-2	1	5.25	29
Totals		5	58.1	53	36	34	25	57	5	1	11	6	0	4	0	104-11	5-2	1	5.25	-



#27 Ryder Helfrick - 60 games (All games)

Date	Opponent	Pos	AB	R	H	RBI	2B	3B	HR	BB	SB	CS	HBP	SAC	SF	GDP	K	PO	A	E	Avg
Feb 13	vs Oklahoma State	*c	4	4	2	3	0	0	2	1	1	0	0	0	0	0	2	14	1	1	.500
Feb 14	vs TCU	*c	4	0	1	0	0	0	0	1	1	0	0	0	0	0	1	10	0	0	.375
Feb 15	vs Texas Tech	*c	6	0	2	0	0	0	0	0	0	0	0	0	0	0	2	12	1	0	.357
Feb 16	vs Tarleton State	*c	3	1	0	0	0	0	0	1	0	0	0	0	0	0	0	13	0	0	.294
Feb 20	XAVIER	*c	3	1	0	0	0	0	0	1	0	1	0	0	0	0	1	10	1	0	.250
Feb 21	XAVIER	*c	5	2	2	1	0	0	1	0	0	0	0	0	0	0	1	14	0	0	.280
Feb 22	XAVIER	*c	4	1	2	3	1	0	1	0	0	0	0	0	0	0	0	10	1	0	.310
Feb 24	ARKANSAS STAT	*c	3	0	1	0	0	0	0	1	0	0	0	0	0	1	1	10	0	0	.312
Feb 25	ARKANSAS STAT	*c	2	1	0	0	0	0	0	2	0	0	0	0	0	0	0	13	0	0	.294
Feb 27	UT ARLINGTON	*c	2	1	0	0	0	0	0	2	0	0	0	0	0	0	0	11	0	0	.278
Feb 28	UT ARLINGTON	*c	4	1	1	0	0	0	0	1	0	0	0	0	0	0	0	9	2	0	.275
Mar 01	UT ARLINGTON	*c	3	2	3	2	0	0	1	1	1	0	0	0	0	0	0	8	0	0	.326
Mar 03	ORAL ROBERTS	*c	2	1	2	0	0	0	0	2	0	0	0	0	0	0	0	7	0	0	.356
Mar 06	STETSON	*c	4	1	2	1	0	0	0	1	0	0	0	0	0	0	1	11	0	1	.367
Mar 07	STETSON	*c	2	1	0	1	0	0	0	2	1	0	0	0	1	0	0	12	0	0	.353
Mar 08	STETSON	*c	2	0	0	0	0	0	0	2	0	0	0	0	0	0	0	8	2	0	.340
Mar 09	STETSON	*c	5	1	1	0	0	0	0	0	0	0	0	0	0	0	3	5	0	0	.328
Mar 13	MISSISSIPPI STA	*c	3	0	0	0	0	0	0	1	0	0	0	0	0	0	2	7	3	0	.311
Mar 14	MISSISSIPPI STA	*c	4	0	2	1	2	0	0	0	0	0	0	0	0	0	0	12	1	0	.323
Mar 14	MISSISSIPPI STA	*c	3	0	1	2	0	0	0	2	0	0	0	0	0	0	1	11	0	0	.324
Mar 17	NORTHERN COL	*c	3	0	2	2	1	0	0	3	1	0	0	0	0	0	0	12	0	1	.338
Mar 20	at South Carolina	*c	3	2	0	1	0	0	0	2	0	0	0	0	1	0	1	7	0	0	.324
Mar 21	at South Carolina	*c	2	1	0	0	0	0	0	3	0	0	0	0	0	0	0	14	3	0	.316
Mar 22	at South Carolina	*c	5	2	2	2	0	0	1	0	0	0	0	0	0	0	1	10	0	0	.321
Mar 24	UCA	*c	3	1	0	0	0	0	0	1	0	0	0	0	0	0	1	9	1	0	.310
Mar 27	FLORIDA	*c	3	1	1	2	0	0	1	2	0	0	0	0	0	0	1	9	1	0	.310
Mar 28	FLORIDA	*c	4	1	0	1	0	0	0	0	0	0	0	0	1	0	1	9	1	0	.297
Mar 29	FLORIDA	*c	5	1	1	2	0	0	1	0	0	0	0	0	0	0	3	13	0	0	.292
Mar 31	at Missouri State	*c	4	1	1	2	0	0	1	1	0	0	0	0	1	0	0	11	0	0	.290
Apr 02	at Auburn	*c	3	1	3	1	0	0	1	1	0	0	0	0	0	0	0	5	2	0	.311
Apr 03	at Auburn	*c	4	2	2	3	0	0	2	0	0	0	0	0	0	0	1	13	3	0	.318
Apr 04	at Auburn	*c	4	0	0	0	0	0	0	0	0	0	0	0	0	0	2	4	1	0	.306
Apr 07	LITTLE ROCK	*c	4	1	1	2	1	0	0	0	0	0	0	0	1	0	1	8	0	0	.304
Apr 10	at Alabama	*c	5	0	0	0	0	0	0	0	0	0	0	0	0	0	2	13	0	0	.292
Apr 11	at Alabama	*c	5	0	1	2	0	0	0	0	0	0	0	0	1	0	2	6	0	1	.288
Apr 12	at Alabama	*c	3	2	1	0	0	1	0	1	0	0	0	0	0	0	0	8	0	0	.289
Apr 14	vs UAPB	*c	2	1	1	0	0	0	0	2	0	0	0	0	0	0	1	6	1	0	.292
Apr 16	GEORGIA	*c	3	1	1	0	0	0	0	1	1	0	0	0	0	0	0	10	0	0	.293
Apr 17	GEORGIA	*c	4	1	1	0	0	0	0	1	0	0	0	0	0	0	0	7	0	0	.292
Apr 18	GEORGIA	*c	5	2	2	3	0	0	1	1	0	0	0	0	0	0	1	8	0	1	.296
Apr 21	MISSOURI STATE	*c	5	2	1	3	0	0	1	0	0	0	0	0	0	0	0	12	0	1	.293
Apr 23	at Missouri	*c	3	0	1	0	0	0	0	1	0	0	0	0	0	0	1	12	0	0	.293
Apr 24	at Missouri	*c	5	1	2	0	0	0	0	0	0	0	0	0	0	0	1	5	3	0	.297
Apr 25	at Missouri	*c	3	1	1	0	0	0	0	1	0	0	0	0	0	0	1	9	0	0	.297
Apr 29	NORTHWESTERN	*c	5	0	1	1	0	0	0	0	0	0	0	0	0	0	2	6	1	0	.294
May 01	OLE MISS	*c	3	2	1	3	0	0	1	1	0	0	0	0	0	0	1	11	0	0	.295
May 02	OLE MISS	*c	2	0	0	0	0	0	0	2	0	0	0	0	0	0	0	14	0	0	.292
May 03	OLE MISS	*c	2	0	1	0	0	0	0	2	0	0	0	0	0	0	0	10	1	0	.294
May 08	OKLAHOMA	*c	3	1	1	0	0	0	0	1	0	0	0	0	0	0	0	7	1	0	.295
May 09	OKLAHOMA	*c	2	2	1	1	0	0	0	3	1	0	0	0	0	0	0	9	0	0	.297
May 10	OKLAHOMA	*c	5	0	1	0	0	0	0	0	0	0	0	0	0	0	3	10	0	0	.294
May 14	at Kentucky	*c	4	0	1	1	0	0	0	0	0	0	0	0	0	0	0	12	1	0	.293
May 15	at Kentucky	*c	4	0	1	1	1	0	0	1	1	0	0	0	0	0	0	16	0	0	.293
May 16	at Kentucky	*c	4	1	1	1	0	0	0	1	0	0	1	0	0	0	1	10	0	0	.292
May 20	vs Tennessee	*c	2	2	0	0	0	0	0	2	0	0	0	0	0	0	1	10	0	0	.289
May 22	vs Texas	*c	5	0	0	0	0	0	0	0	0	0	0	0	0	0	2	14	0	0	.281
May 23	vs Auburn	*c	4	1	1	1	0	0	1	0	0	0	0	0	0	0	2	11	0	0	.281
May 24	vs Georgia	*c	4	0	2	0	0	0	0	0	0	0	0	0	0	0	2	6	0	1	.285
May 29	vs Missouri State	*c	5	1	2	1	1	0	0	0	0	0	0	0	0	0	3	10	0	0	.288
May 30	at Kansas	*c	4	0	0	0	0	0	0	0	0	0	0	0	0	0	1	16	0	0	.282
Totals		60gs	216	53	61	50	7	1	16	55	8	1	1	0	6	1	54	599	32	7	.282

On base pct. .421 • Slugging pct. .546



INDIVIDUAL GAME-BY-GAME

#15 Jackson Kircher - 2 games (All games)

Date	Opponent	Pos	AB	R	H	RBI	2B	3B	HR	BB	SB	CS	HBP	SAC	SF	GDP	K	PO	A	E	Avg
Mar 03	ORAL ROBERTS	p	0	0	0	0	0	0	0	0	0	0	0	0	0	0	0	0	1	0	.000
Mar 17	NORTHERN COL	p	0	0	0	0	0	0	0	0	0	0	0	0	0	0	0	1	0	0	.000
Totals		Ogs	0	0	0	0	0	0	0	0	0	0	0	0	0	0	0	1	1	0	.000

On base pct. .000 • Slugging pct. .000

#15 Jackson Kircher - 12 appearances (All games)

Date	Opponent	GS	IP	H	R	ER	BB	SO	2B	3B	HR	WP	BK	HBP	IBB	Score	W-L	Sv	ERA	NP
Feb 14	vs TCU		1.0	1	1	1	1	1	0	0	0	0	0	1	0	4-5	0-0	0	9.00	29
Mar 03	ORAL ROBERTS		1.0	0	0	0	0	1	0	0	0	0	0	0	0	10-2	0-0	0	4.50	8
Mar 06	STETSON		1.0	1	0	0	1	2	0	0	0	0	0	0	0	7-1	0-0	0	3.00	23
Mar 14	MISSISSIPPI STA		0.0	1	0	0	0	0	0	0	0	0	0	0	0	7-3	0-0	0	3.00	5
Mar 17	NORTHERN COL		3.0	0	0	0	1	6	0	0	0	0	0	0	0	13-2	1-0	0	1.50	44
Mar 22	at South Carolina		0.1	3	3	2	1	0	1	0	1	0	0	0	0	4-9	1-0	0	4.26	16
Mar 28	FLORIDA		0.2	1	2	2	1	2	0	0	0	0	0	0	0	4-7	1-0	0	6.43	17
Mar 31	at Missouri State		1.1	0	0	0	0	2	0	0	0	0	0	0	0	14-15	1-0	0	5.40	14
Apr 04	at Auburn		0.0	1	0	0	0	0	0	0	0	0	0	1	0	3-8	1-0	0	5.40	5
Apr 14	vs UAPB		0.2	0	1	1	3	1	0	0	0	2	0	0	0	12-2	1-0	0	6.00	17
May 02	OLE MISS		1.0	4	2	2	0	2	1	0	0	0	0	0	0	4-11	1-0	0	7.20	24
May 24	vs Georgia		0.2	0	3	3	3	0	0	0	0	0	0	1	0	1-11	1-0	0	9.28	23
Totals		0	10.2	12	12	11	11	17	2	0	1	2	0	3	0	83-76	1-0	0	9.28	-

#55 Brendan Kleiman - 2 games (All games)

Date	Opponent	Pos	AB	R	H	RBI	2B	3B	HR	BB	SB	CS	HBP	SAC	SF	GDP	K	PO	A	E	Avg
Feb 16	vs Tarleton State	ph	1	0	0	0	0	0	0	0	0	0	0	0	0	0	1	0	0	0	.000
Mar 07	STETSON	c	0	0	0	0	0	0	0	0	0	0	0	0	0	0	0	1	0	0	.000
Totals		Ogs	1	0	0	0	0	0	0	0	0	0	0	0	0	0	1	1	0	0	.000

On base pct. .000 • Slugging pct. .000



#8 Camden Kozeal - 60 games (All games)

Date	Opponent	Pos	AB	R	H	RBI	2B	3B	HR	BB	SB	CS	HBP	SAC	SF	GDP	K	PO	A	E	Avg
Feb 13	vs Oklahoma State	*2b	3	2	1	2	0	0	1	2	0	0	0	0	0	0	1	2	3	0	.333
Feb 14	vs TCU	*2b	2	1	0	0	0	0	0	3	0	0	0	0	0	0	2	2	0	0	.200
Feb 15	vs Texas Tech	*2b	4	2	1	1	0	0	1	1	0	0	0	0	0	0	2	2	1	0	.222
Feb 16	vs Tarleton State	*2b	4	1	1	0	0	0	0	0	0	0	0	0	0	0	1	2	2	0	.231
Feb 20	XAVIER	*2b	4	1	1	3	0	0	1	0	0	0	0	0	0	0	1	1	6	1	.235
Feb 21	XAVIER	*2b	5	3	4	2	1	1	1	0	0	0	0	0	0	0	0	1	3	1	.364
Feb 22	XAVIER	*2b	4	2	2	2	0	0	0	1	0	0	0	0	0	0	0	1	2	0	.385
Feb 24	ARKANSAS STAT	*2b	3	0	0	0	0	0	0	1	0	0	0	0	0	0	1	1	3	0	.345
Feb 27	UT ARLINGTON	*dh	4	1	2	0	0	0	0	0	0	0	0	0	0	0	1	0	0	0	.364
Feb 28	UT ARLINGTON	*2b	5	1	2	3	0	0	1	0	0	0	0	0	0	0	1	1	1	0	.368
Mar 01	UT ARLINGTON	*2b	4	2	2	3	1	0	1	1	0	0	0	0	0	0	0	3	4	0	.381
Mar 03	ORAL ROBERTS	*2b	4	0	1	1	0	0	0	0	0	0	0	0	1	0	1	0	1	0	.370
Mar 06	STETSON	*2b	5	1	2	2	1	0	0	0	0	0	0	0	0	0	0	0	2	0	.373
Mar 07	STETSON	*2b	4	2	3	2	1	0	0	1	0	0	0	0	0	0	1	0	0	0	.400
Mar 08	STETSON	*2b	4	0	1	1	1	0	0	0	0	0	0	0	0	0	0	1	3	0	.390
Mar 09	STETSON	*2b	5	0	0	0	0	0	0	0	0	0	0	0	0	0	1	3	7	0	.359
Mar 13	MISSISSIPPI STA	*ss	4	0	1	1	0	0	0	0	0	0	0	0	0	0	1	3	1	0	.353
Mar 14	MISSISSIPPI STA	*ss	3	0	0	0	0	0	0	1	0	0	0	0	0	0	1	2	3	0	.338
Mar 14	MISSISSIPPI STA	*ss	4	0	0	0	0	0	0	1	0	0	0	0	0	0	2	0	4	0	.320
Mar 17	NORTHERN COL	*ss	3	3	2	4	2	0	0	2	0	0	1	0	0	0	0	1	1	0	.333
Mar 18	NORTHERN COL	*2b	3	3	2	0	0	0	0	1	1	0	0	0	0	0	0	2	3	0	.346
Mar 20	at South Carolina	*ss	4	3	3	3	0	0	1	1	0	0	1	0	0	0	0	0	0	0	.365
Mar 21	at South Carolina	*ss	4	0	1	1	0	0	0	0	0	0	0	1	0	0	0	1	0	0	.360
Mar 22	at South Carolina	*ss	4	0	0	0	0	0	0	1	0	0	0	0	0	0	0	3	2	0	.344
Mar 24	UCA	*ss	3	1	2	1	1	0	0	1	0	0	0	0	0	0	0	2	0	0	.354
Mar 27	FLORIDA	*ss	3	1	0	0	0	0	0	2	0	0	0	0	0	0	2	0	1	0	.343
Mar 28	FLORIDA	*ss	5	0	1	0	0	0	0	0	0	0	0	0	0	0	1	0	6	0	.337
Mar 29	FLORIDA	*ss	4	1	1	0	0	0	0	0	0	0	0	0	0	0	2	1	2	0	.333
Mar 31	at Missouri State	*ss	5	1	2	5	1	0	1	1	0	0	0	0	0	0	2	2	3	1	.336
Apr 02	at Auburn	*ss	5	0	1	0	0	0	0	0	0	0	0	0	0	0	2	2	4	0	.331
Apr 03	at Auburn	*ss	4	0	0	0	0	0	0	0	0	0	0	0	0	0	2	1	3	0	.320
Apr 04	at Auburn	*ss	4	0	0	0	0	0	0	0	0	0	0	0	0	0	1	0	4	0	.310
Apr 07	LITTLE ROCK	*ss	1	0	0	0	0	0	0	3	0	0	0	0	0	0	0	1	5	1	.307
Apr 10	at Alabama	*ss	5	1	2	2	1	0	1	0	0	0	0	0	0	0	1	1	2	0	.311
Apr 11	at Alabama	*ss	5	1	1	0	1	0	0	0	0	0	0	0	0	0	0	1	3	0	.307
Apr 12	at Alabama	*ss	4	0	1	1	1	0	0	0	0	0	0	0	0	0	1	1	3	0	.305
Apr 14	vs UAPB	*ss	5	1	2	2	1	0	0	0	0	0	0	0	0	0	1	1	2	0	.308
Apr 16	GEORGIA	*ss	3	0	0	1	0	0	0	0	0	0	0	0	1	1	2	1	1	0	.302
Apr 17	GEORGIA	*ss	5	1	1	0	0	0	0	0	0	0	0	0	0	0	2	0	5	0	.299
Apr 18	GEORGIA	*ss	5	1	1	3	0	0	1	0	0	0	0	1	0	0	0	1	3	2	.296
Apr 21	MISSOURI STATE	*ss	5	2	3	2	1	0	1	0	0	0	0	0	0	0	1	1	3	0	.305
Apr 23	at Missouri	*ss	4	0	1	0	1	0	0	0	0	1	0	0	0	0	1	2	6	0	.304
Apr 24	at Missouri	*ss	5	2	2	2	0	0	1	0	0	0	0	0	0	0	1	2	4	0	.306
Apr 25	at Missouri	*ss	4	0	0	0	0	0	0	0	0	0	0	0	0	0	0	1	2	0	.299
Apr 29	NORTHWESTERN	*ss	4	1	2	0	1	0	0	0	0	0	0	0	0	0	0	0	3	0	.304
May 01	OLE MISS	*ss	4	1	1	2	0	0	1	0	0	0	0	0	0	0	1	0	2	0	.303
May 02	OLE MISS	*ss	3	1	1	1	0	0	1	1	0	0	0	0	0	0	1	0	2	0	.303
May 03	OLE MISS	*ss	4	0	0	0	0	0	0	0	0	0	0	0	0	0	2	1	2	0	.297
May 08	OKLAHOMA	*ss	4	1	3	4	0	0	1	0	0	0	0	0	0	0	0	1	3	0	.306
May 09	OKLAHOMA	*ss	3	1	0	0	0	0	0	3	0	0	0	0	0	0	2	0	4	0	.302
May 10	OKLAHOMA	*ss	5	2	2	3	0	0	1	0	0	0	0	0	1	0	0	3	0	0	.304
May 14	at Kentucky	*ss	3	0	0	0	0	0	0	1	0	0	0	0	0	0	1	1	4	0	.300
May 15	at Kentucky	*ss	5	1	2	1	0	0	1	0	0	0	0	0	0	0	0	0	0	0	.302
May 16	at Kentucky	*ss	5	3	3	2	1	1	0	1	0	0	0	0	0	0	1	0	1	0	.309
May 20	vs Tennessee	*ss	3	2	1	1	0	0	1	1	0	0	0	0	0	0	0	1	5	0	.309
May 22	vs Texas	*ss	4	2	3	5	0	0	2	1	0	0	0	0	0	0	1	3	2	0	.317
May 23	vs Auburn	*ss	3	0	2	1	0	0	0	1	0	0	0	0	0	0	1	1	1	0	.322
May 24	vs Georgia	*ss	3	0	1	0	0	0	0	1	0	0	0	0	0	0	2	0	3	0	.322
May 29	vs Missouri State	*ss	3	1	0	0	0	0	0	2	0	0	0	0	0	0	1	0	2	0	.318
May 30	at Kansas	*ss	4	0	2	0	1	0	0	0	0	0	0	0	0	0	0	1	3	0	.321
Totals		60gs	237	57	76	70	18	2	20	36	1	1	2	1	3	2	52	62	154	6	.321

On base pct. .410 • Slugging pct. .667



INDIVIDUAL GAME-BY-GAME

#22 Peyton Lee - 2 games (All games)

Date	Opponent	Pos	AB	R	H	RBI	2B	3B	HR	BB	SB	CS	HBP	SAC	SF	GDP	K	PO	A	E	Avg
Feb 24	ARKANSAS STAT	*p	0	0	0	0	0	0	0	0	0	0	0	0	0	0	0	0	1	0	.000
Mar 31	at Missouri State	p	0	0	0	0	0	0	0	0	0	0	0	0	0	0	0	0	1	0	.000
Totals		1gs	0	0	0	0	0	0	0	0	0	0	0	0	0	0	0	0	2	0	.000

On base pct. .000 • Slugging pct. .000

#22 Peyton Lee - 6 appearances (All games)

Date	Opponent	GS	IP	H	R	ER	BB	SO	2B	3B	HR	WP	BK	HBP	IBB	Score	W-L	Sv	ERA	NP
Feb 16	vs Tarleton State	*	4.1	4	1	1	1	5	1	1	0	1	0	2	0	3-1	0-0	0	2.08	73
Feb 24	ARKANSAS STAT	*	2.0	6	6	6	0	2	0	0	2	0	0	1	0	4-12	0-1	0	9.95	38
Mar 18	NORTHERN COL	*	5.0	1	0	0	3	6	0	0	0	0	0	0	0	9-4	1-1	0	5.56	75
Mar 24	UCA	*	2.0	2	1	1	2	2	0	0	0	0	0	0	0	15-2	1-1	0	5.40	27
Mar 31	at Missouri State		0.2	1	1	1	0	0	0	0	1	0	0	0	0	14-15	1-2	0	5.79	3
Apr 18	GEORGIA		0.1	6	8	7	0	0	1	0	2	0	0	1	0	14-26	1-2	0	10.05	32
Totals		4	14.1	20	17	16	6	15	2	1	5	1	0	4	0	59-60	1-2	0	10.05	-

#34 Joey Lorenzini - 2 appearances (All games)

Date	Opponent	GS	IP	H	R	ER	BB	SO	2B	3B	HR	WP	BK	HBP	IBB	Score	W-L	Sv	ERA	NP
Mar 03	ORAL ROBERTS		1.0	2	1	1	1	0	0	0	1	0	0	0	0	10-2	0-0	0	9.00	22
Mar 18	NORTHERN COL		0.0	3	4	4	0	0	0	0	1	0	1	1	0	9-4	0-0	0	45.00	13
Totals		0	1.0	5	5	5	1	0	0	0	2	0	1	1	0	19-6	0-0	0	45.00	-

#28 Jordan Martin - 1 game (All games)

Date	Opponent	Pos	AB	R	H	RBI	2B	3B	HR	BB	SB	CS	HBP	SAC	SF	GDP	K	PO	A	E	Avg
Mar 03	ORAL ROBERTS	p	0	0	0	0	0	0	0	0	0	0	0	0	0	0	0	0	1	0	.000
Totals		0gs	0	0	0	0	0	0	0	0	0	0	0	0	0	0	0	0	1	0	.000

On base pct. .000 • Slugging pct. .000

#28 Jordan Martin - 3 appearances (All games)

Date	Opponent	GS	IP	H	R	ER	BB	SO	2B	3B	HR	WP	BK	HBP	IBB	Score	W-L	Sv	ERA	NP
Mar 03	ORAL ROBERTS		1.0	2	0	0	0	1	0	0	0	0	0	0	0	10-2	0-0	0	0.00	16
Mar 17	NORTHERN COL		1.0	1	0	0	1	2	0	0	0	0	0	0	0	13-2	0-0	0	0.00	22
Mar 20	at South Carolina		1.0	1	0	0	1	0	0	0	0	0	0	0	0	22-6	0-0	0	0.00	14
Totals		0	3.0	4	0	0	2	3	0	0	0	0	0	0	0	45-10	0-0	0	0.00	-

#33 Ethan McElvain - 3 games (All games)

Date	Opponent	Pos	AB	R	H	RBI	2B	3B	HR	BB	SB	CS	HBP	SAC	SF	GDP	K	PO	A	E	Avg
Feb 16	vs Tarleton State	p	0	0	0	0	0	0	0	0	0	0	0	0	0	0	0	0	0	1	.000
Apr 23	at Missouri	p	0	0	0	0	0	0	0	0	0	0	0	0	0	0	0	0	1	0	.000
May 15	at Kentucky	p	0	0	0	0	0	0	0	0	0	0	0	0	0	0	0	0	2	1	.000
Totals		0gs	0	0	0	0	0	0	0	0	0	0	0	0	0	0	0	0	3	2	.000

On base pct. .000 • Slugging pct. .000



#33 Ethan McElvain - 19 appearances (All games)

Date	Opponent	GS	IP	H	R	ER	BB	SO	2B	3B	HR	WP	BK	HBP	IBB	Score	W-L	Sv	ERA	NP
Feb 16	vs Tarleton State		2.2	1	0	0	0	5	0	0	0	0	0	0	0	3-1	1-0	0	0.00	41
Feb 24	ARKANSAS STAT		2.0	0	0	0	1	2	0	0	0	0	0	0	0	4-12	1-0	0	0.00	39
Mar 03	ORAL ROBERTS		1.0	0	0	0	0	3	0	0	0	0	0	0	0	10-2	2-0	0	0.00	15
Mar 08	STETSON		2.0	1	0	0	1	3	0	0	0	0	0	0	0	1-4	2-0	0	0.00	28
Mar 14	MISSISSIPPI STA		1.2	1	0	0	1	2	0	0	0	0	0	0	0	7-3	3-0	0	0.00	32
Mar 22	at South Carolina		1.2	3	1	1	0	2	0	0	0	0	0	0	0	4-9	3-0	0	0.82	38
Mar 29	FLORIDA		2.1	2	0	0	3	4	1	0	0	0	0	0	0	6-7	3-0	0	0.68	52
Apr 03	at Auburn		2.0	0	0	0	0	3	0	0	0	0	0	0	0	3-2	3-0	1	0.59	22
Apr 07	LITTLE ROCK		1.0	1	0	0	0	2	0	0	0	0	0	1	0	7-0	3-0	1	0.55	24
Apr 10	at Alabama		1.0	3	2	2	0	1	0	0	0	0	0	2	0	7-5	3-0	1	1.56	30
Apr 12	at Alabama		2.0	0	0	0	0	3	0	0	0	0	0	0	0	3-2	3-0	2	1.40	24
Apr 16	GEORGIA		1.2	0	0	0	2	2	0	0	0	1	0	0	0	6-3	3-0	3	1.29	36
Apr 23	at Missouri		1.0	1	0	0	0	1	0	0	0	0	0	0	0	5-4	3-0	4	1.23	14
Apr 29	NORTHWESTERN		1.0	1	0	0	0	1	0	0	0	0	0	0	0	5-2	3-0	5	1.17	17
May 03	OLE MISS		2.0	2	1	1	0	2	0	0	1	0	0	0	0	5-4	4-0	5	1.44	26
May 09	OKLAHOMA		1.0	1	0	0	1	2	0	0	0	0	0	0	0	12-8	4-0	5	1.38	20
May 15	at Kentucky		3.0	1	0	0	1	7	1	0	0	0	0	0	0	5-4	5-0	5	1.24	46
May 23	vs Auburn		4.1	2	0	0	0	6	0	0	0	0	0	0	0	2-1	6-0	5	1.08	48
May 29	vs Missouri State		1.2	1	0	0	0	1	1	0	0	0	0	0	0	9-5	6-0	6	1.03	22
Totals		0	35.0	21	4	4	10	52	3	0	1	1	0	3	0	104-78	6-0	6	1.03	-

#26 Tate McGuire - 6 games (All games)

Date	Opponent	Pos	AB	R	H	RBI	2B	3B	HR	BB	SB	CS	HBP	SAC	SF	GDP	K	PO	A	E	Avg
Feb 14	vs TCU	p	0	0	0	0	0	0	0	0	0	0	0	0	0	0	0	0	1	0	.000
Apr 17	GEORGIA	p	0	0	0	0	0	0	0	0	0	0	0	0	0	0	0	0	1	0	.000
Apr 21	MISSOURI STATE	*p	0	0	0	0	0	0	0	0	0	0	0	0	0	0	0	1	0	0	.000
May 02	OLE MISS	p	0	0	0	0	0	0	0	0	0	0	0	0	0	0	0	1	0	0	.000
May 16	at Kentucky	*p	0	0	0	0	0	0	0	0	0	0	0	0	0	0	0	1	0	0	.000
May 24	vs Georgia	*p	0	0	0	0	0	0	0	0	0	0	0	0	0	0	0	0	1	0	.000
Totals		3gs	0	0	0	0	0	0	0	0	0	0	0	0	0	0	0	3	3	0	.000

On base pct. .000 • Slugging pct. .000

#26 Tate McGuire - 20 appearances (All games)

Date	Opponent	GS	IP	H	R	ER	BB	SO	2B	3B	HR	WP	BK	HBP	IBB	Score	W-L	Sv	ERA	NP
Feb 14	vs TCU		5.0	0	0	0	0	4	0	0	0	0	0	0	0	4-5	0-0	0	0.00	60
Feb 24	ARKANSAS STAT		2.0	3	2	2	0	3	0	0	2	0	0	0	0	4-12	0-0	0	2.57	36
Mar 03	ORAL ROBERTS		2.0	0	0	0	0	2	0	0	0	0	0	0	0	10-2	0-0	0	2.00	26
Mar 09	STETSON		3.0	1	2	2	0	2	0	0	0	0	0	1	0	4-6	0-0	0	3.00	42
Mar 14	MISSISSIPPI STA		3.1	4	2	2	2	2	0	0	0	0	0	0	0	2-7	0-0	0	3.52	54
Mar 18	NORTHERN COL		1.0	0	0	0	1	0	0	0	0	0	0	0	0	9-4	0-0	0	3.31	10
Mar 22	at South Carolina		1.0	0	0	0	1	2	0	0	0	0	0	0	0	4-9	0-0	0	3.12	18
Mar 27	FLORIDA		0.2	2	1	1	1	2	0	0	0	1	0	0	0	4-9	0-0	0	3.50	23
Mar 29	FLORIDA		2.1	6	3	3	0	2	0	0	2	0	0	0	0	6-7	0-0	0	4.43	39
Apr 07	LITTLE ROCK	*	3.0	2	0	0	1	1	0	0	0	0	0	0	0	7-0	0-0	0	3.86	42
Apr 12	at Alabama	*	3.0	3	2	1	2	1	1	0	0	0	0	0	0	3-2	0-0	0	3.76	52
Apr 17	GEORGIA		2.2	3	1	1	1	2	1	0	1	0	0	0	0	3-5	0-0	0	3.72	46
Apr 21	MISSOURI STATE	*	3.2	6	2	2	2	4	0	0	0	0	0	0	0	12-4	0-0	0	3.86	68
Apr 29	NORTHWESTERN	*	2.0	4	2	2	0	1	1	0	1	0	0	0	0	5-2	0-0	0	4.15	33
May 02	OLE MISS		2.2	3	2	2	0	3	0	0	1	0	0	0	0	4-11	0-0	0	4.34	35
May 09	OKLAHOMA		1.0	1	1	1	0	0	0	0	1	0	0	0	0	12-8	1-0	0	4.46	15
May 10	OKLAHOMA		0.1	1	0	0	0	0	0	0	0	0	0	0	0	10-15	1-0	0	4.42	7
May 16	at Kentucky	*	2.1	2	2	2	1	4	0	0	1	0	0	0	0	16-12	1-0	0	4.61	46
May 20	vs Tennessee	*	3.0	1	0	0	1	3	0	0	0	0	0	0	0	8-4	1-0	0	4.30	44
May 24	vs Georgia	*	1.0	4	5	5	1	0	2	0	1	0	0	0	0	1-11	1-1	0	5.20	26
Totals		7	45.0	46	27	26	14	38	5	0	10	1	0	1	0	128-13	1-1	0	5.20	-



INDIVIDUAL GAME-BY-GAME

#4 Maika Niu - 59 games (All games)

Date	Opponent	Pos	AB	R	H	RBI	2B	3B	HR	BB	SB	CS	HBP	SAC	SF	GDP	K	PO	A	E	Avg
Feb 13	vs Oklahoma State	*of	5	1	2	4	0	0	1	0	0	0	0	0	0	0	3	0	0	0	.400
Feb 14	vs TCU	*of	4	1	0	1	0	0	0	1	0	0	0	0	0	0	3	2	0	0	.222
Feb 15	vs Texas Tech	*of	5	0	0	2	0	0	0	0	0	0	0	0	1	0	0	3	0	0	.143
Feb 16	vs Tarleton State	*of	4	0	2	1	0	0	0	0	0	0	0	0	0	0	0	1	0	0	.222
Feb 20	XAVIER	*of	3	0	0	0	0	0	0	0	0	0	0	0	0	1	2	2	0	0	.190
Feb 21	XAVIER	*of	3	1	0	0	0	0	0	1	1	0	0	0	0	0	1	2	0	0	.167
Feb 22	XAVIER	*of	4	1	1	0	1	0	0	0	0	0	0	0	0	0	1	0	0	0	.179
Feb 24	ARKANSAS STAT	*of	4	1	2	2	0	0	1	0	0	0	0	0	0	0	2	2	0	0	.219
Feb 25	ARKANSAS STAT	*of	4	0	2	0	0	0	0	0	0	0	0	0	0	0	1	2	0	0	.250
Feb 27	UT ARLINGTON	*of	4	0	0	0	0	0	0	0	0	0	0	0	0	0	1	4	0	0	.225
Feb 28	UT ARLINGTON	*of	4	2	2	3	0	0	1	0	0	0	0	0	0	0	0	3	0	0	.250
Mar 01	UT ARLINGTON	*of	3	1	1	1	0	0	0	1	1	0	0	0	0	0	1	2	0	0	.255
Mar 03	ORAL ROBERTS	*of	5	1	2	0	0	0	0	0	0	0	0	0	0	0	0	1	3	0	.269
Mar 06	STETSON	*of	3	2	1	1	1	0	0	1	0	0	0	0	0	0	1	3	0	0	.273
Mar 07	STETSON	*of	3	2	3	3	1	0	0	0	2	0	0	0	0	0	0	1	0	0	.310
Mar 08	STETSON	*of	4	0	2	0	0	0	0	0	1	0	0	0	0	0	0	2	0	0	.323
Mar 09	STETSON	*of	4	1	2	0	1	0	0	0	0	0	0	0	0	0	2	2	0	0	.333
Mar 13	MISSISSIPPI STA	*of	4	0	0	0	0	0	0	0	0	0	0	0	0	0	2	3	0	0	.314
Mar 14	MISSISSIPPI STA	*of	4	0	0	0	0	0	0	0	0	0	0	0	0	0	1	2	0	0	.297
Mar 14	MISSISSIPPI STA	*of	4	1	2	1	0	0	0	0	1	1	0	0	0	0	0	0	0	0	.308
Mar 17	NORTHERN COL	*of	4	0	0	1	0	0	0	1	0	0	0	0	0	1	1	1	0	0	.293
Mar 20	at South Carolina	*of	5	4	3	6	1	0	2	1	1	0	0	0	0	0	0	3	0	0	.310
Mar 21	at South Carolina	*of	4	0	1	0	0	0	0	0	0	0	0	0	0	0	1	3	0	0	.308
Mar 22	at South Carolina	*of	3	0	1	0	1	0	0	1	0	0	0	0	0	0	1	1	1	0	.309
Mar 24	UCA	*of	3	1	2	2	1	0	0	0	0	0	0	0	0	0	1	4	0	0	.320
Mar 27	FLORIDA	*of	3	1	2	0	1	0	0	1	0	0	0	0	0	0	1	2	0	0	.330
Mar 28	FLORIDA	*of	4	0	0	0	0	0	0	0	0	0	0	0	0	0	1	1	0	0	.317
Mar 29	FLORIDA	of	2	0	0	0	0	0	0	0	0	0	0	0	0	0	1	1	0	0	.311
Apr 02	at Auburn	*of	4	0	1	0	0	0	0	0	0	0	0	0	0	0	1	4	1	0	.309
Apr 03	at Auburn	*of	3	0	0	0	0	0	0	1	0	0	0	0	0	0	3	1	0	0	.301
Apr 04	at Auburn	*of	2	1	0	0	0	0	0	1	0	0	1	0	0	0	2	4	0	0	.296
Apr 07	LITTLE ROCK	*of	4	0	0	0	0	0	0	0	0	0	0	0	0	0	1	0	0	0	.286
Apr 10	at Alabama	ph/of	2	1	0	0	0	0	0	0	1	0	0	0	0	0	0	1	0	0	.281
Apr 11	at Alabama	*of	4	1	0	1	0	0	0	0	1	1	1	0	0	0	1	0	0	0	.272
Apr 12	at Alabama	*of	3	0	0	1	0	0	0	0	0	0	0	0	1	0	1	2	0	0	.266
Apr 14	vs UAPB	*of	4	1	1	0	0	0	0	1	0	0	0	0	0	0	1	0	0	0	.265
Apr 16	GEORGIA	*of	3	0	1	1	0	0	0	0	1	0	0	0	1	0	2	1	0	0	.267
Apr 17	GEORGIA	*of	3	0	0	0	0	0	0	1	0	0	0	0	0	0	1	3	1	0	.261
Apr 18	GEORGIA	*of	4	0	1	3	0	0	0	2	1	0	0	0	0	0	2	2	0	0	.261
Apr 21	MISSOURI STATE	ph/of	0	0	0	0	0	0	0	1	0	0	0	1	0	0	0	0	0	0	.261
Apr 23	at Missouri	of	0	0	0	0	0	0	0	0	0	0	0	0	0	0	0	0	0	0	.261
Apr 24	at Missouri	*of	4	1	2	1	1	0	0	1	1	0	0	0	0	0	0	3	0	0	.267
Apr 25	at Missouri	*of	4	0	1	0	0	0	0	0	0	0	0	0	0	0	2	4	0	0	.267
Apr 29	NORTHWESTERN	*of	3	0	0	1	0	0	0	0	0	0	0	0	1	0	0	3	0	0	.261
May 01	OLE MISS	*of	4	1	1	1	0	0	0	0	1	0	0	0	0	0	1	1	0	0	.261
May 02	OLE MISS	*of	4	1	1	2	0	0	1	0	0	0	0	0	0	0	1	1	0	0	.261
May 03	OLE MISS	*of	4	0	0	0	0	0	0	0	0	0	0	0	0	0	4	2	0	0	.255
May 08	OKLAHOMA	*of	4	2	2	2	1	0	1	0	0	0	0	0	0	0	2	0	0	0	.260
May 09	OKLAHOMA	*of	5	2	2	3	0	0	1	0	0	0	0	0	0	0	1	4	0	0	.264
May 10	OKLAHOMA	*of	3	1	0	0	0	0	0	1	0	0	0	0	0	0	1	5	0	0	.260
May 14	at Kentucky	*of	3	0	0	0	0	0	0	1	0	0	0	0	0	0	1	1	0	0	.256
May 15	at Kentucky	*of	3	1	0	0	0	0	0	2	1	0	0	0	0	0	2	0	0	1	.251
May 16	at Kentucky	of	1	0	0	0	0	0	0	0	0	0	0	0	0	0	0	3	0	0	.250
May 20	vs Tennessee	*of	4	0	0	0	0	0	0	0	0	0	0	0	0	0	1	1	0	1	.245
May 22	vs Texas	*of	4	0	2	0	1	0	0	1	0	0	0	0	0	0	2	0	0	0	.250
May 23	vs Auburn	*of	4	0	0	0	0	0	0	0	0	0	0	0	0	0	2	1	0	0	.245
May 24	vs Georgia	*of	3	1	2	1	0	0	1	0	1	0	0	0	0	0	0	2	0	1	.251
May 29	vs Missouri State	*of	4	1	4	4	2	0	0	1	2	0	0	0	0	0	0	4	0	0	.266
May 30	at Kansas	*of	4	0	0	0	0	0	0	0	0	0	0	0	0	0	2	0	0	1	.261
Totals		54gs	207	36	54	49	13	0	9	22	17	2	2	1	4	2	66	108	3	4	.261

On base pct. .332 • Slugging pct. .454



#9 Alexander Peck - 16 games (All games)

Date	Opponent	Pos	AB	R	H	RBI	2B	3B	HR	BB	SB	CS	HBP	SAC	SF	GDP	K	PO	A	E	Avg	
Feb 14	vs TCU	ph	1	0	0	0	0	0	0	0	0	0	0	0	0	0	0	0	0	0	0	.000
Feb 15	vs Texas Tech	*1b	2	0	0	0	0	0	0	0	0	0	0	0	0	0	1	1	0	0	0	.000
Feb 25	ARKANSAS STAT	ph	0	0	0	0	0	0	0	0	0	0	0	0	0	0	0	0	0	0	0	.000
Mar 01	UT ARLINGTON	ph/1	1	0	1	0	0	0	0	0	0	0	0	0	0	0	0	2	0	0	0	.250
Mar 03	ORAL ROBERTS	1b	1	0	0	0	0	0	0	0	0	0	0	0	0	0	0	2	0	0	0	.200
Mar 18	NORTHERN COL	2b	1	0	0	0	0	0	0	0	0	0	0	0	0	0	0	2	1	0	0	.167
Mar 20	at South Carolina	pr/1b	0	1	0	0	0	0	0	1	0	0	0	0	0	0	0	1	0	0	0	.167
Mar 24	UCA	ph/2	1	0	0	0	0	0	0	0	0	0	0	0	0	0	0	0	0	0	0	.143
Apr 02	at Auburn	ph/1	2	0	0	0	0	0	0	0	0	0	0	0	0	0	2	1	0	0	0	.111
Apr 11	at Alabama	*1b	3	0	0	0	0	0	0	0	0	0	0	0	0	0	1	7	0	0	0	.083
Apr 12	at Alabama	ph/1	1	0	0	0	0	0	0	1	0	0	0	0	0	1	0	2	0	0	0	.077
May 01	OLE MISS	1b	0	0	0	0	0	0	0	0	0	0	0	0	0	0	0	1	0	0	0	.077
May 08	OKLAHOMA	1b	3	1	1	2	0	0	1	0	0	0	0	0	0	0	2	8	0	0	0	.125
May 09	OKLAHOMA	*1b	3	1	1	0	1	0	0	0	0	0	0	0	0	0	0	9	2	0	0	.158
May 15	at Kentucky	*1b	3	0	0	0	0	0	0	0	0	0	0	0	0	0	0	1	0	0	0	.136
May 16	at Kentucky	ph/1	3	1	0	0	0	0	0	1	0	0	0	0	0	0	1	6	0	0	0	.120
Totals			4gs	25	4	3	2	1	0	1	3	0	0	0	0	0	1	7	43	3	0	.120

On base pct. .214 • Slugging pct. .280



INDIVIDUAL GAME-BY-GAME

#5 TJ Pompey - 57 games (All games)

Date	Opponent	Pos	AB	R	H	RBI	2B	3B	HR	BB	SB	CS	HBP	SAC	SF	GDP	K	PO	A	E	Avg	
Feb 13	vs Oklahoma State	*3b	3	0	2	1	0	0	0	0	0	1	0	0	1	0	1	1	0	0	.667	
Feb 14	vs TCU	*3b	4	0	0	0	0	0	0	0	0	0	0	0	0	0	1	0	1	0	.286	
Feb 15	vs Texas Tech	*3b	4	0	1	1	1	0	0	1	0	0	0	0	0	0	1	0	0	0	.273	
Feb 16	vs Tarleton State	*3b	4	0	1	0	0	0	0	0	1	0	0	0	0	0	1	0	1	0	.267	
Feb 20	XAVIER	*3b	2	1	0	0	0	0	0	0	0	0	1	0	0	0	2	2	0	0	.235	
Feb 21	XAVIER	*3b	4	0	1	1	0	0	0	0	0	0	0	0	0	0	2	0	1	0	.238	
Feb 22	XAVIER	*3b	3	0	0	0	0	0	0	1	0	0	0	0	0	0	3	0	3	0	.208	
Feb 24	ARKANSAS STAT	*ss	4	1	1	0	0	0	0	0	0	0	0	0	0	0	2	3	2	0	.214	
Feb 25	ARKANSAS STAT	*3b	4	0	0	0	0	0	0	0	0	0	0	0	0	0	2	0	3	0	.188	
Feb 27	UT ARLINGTON	*3b	2	0	0	0	0	0	0	0	0	0	0	0	0	0	2	1	2	0	.176	
Mar 03	ORAL ROBERTS	*3b	3	2	1	1	0	0	1	1	0	0	0	0	0	0	1	2	1	1	.189	
Mar 06	STETSON	*3b	3	1	2	1	0	0	0	1	0	0	0	0	0	0	1	0	0	1	.225	
Mar 07	STETSON	*ss	3	0	0	0	0	0	0	1	0	0	0	0	0	0	2	0	2	0	.209	
Mar 08	STETSON	ss	1	0	0	0	0	0	0	0	0	0	0	0	0	0	1	1	0	0	.205	
Mar 09	STETSON	*ss	4	0	0	0	0	0	0	0	0	0	0	0	0	0	4	2	4	0	.188	
Mar 13	MISSISSIPPI STA	3b	1	1	1	1	0	0	1	0	0	0	0	0	0	0	0	0	1	0	.204	
Mar 14	MISSISSIPPI STA	*3b	4	1	2	0	0	1	0	0	0	0	0	0	0	0	2	0	1	0	.226	
Mar 14	MISSISSIPPI STA	*3b	4	1	1	1	0	0	0	0	0	0	0	0	0	0	2	1	2	0	.228	
Mar 17	NORTHERN COL	*3b	5	3	3	1	0	0	1	0	2	0	0	0	0	0	0	0	4	0	.258	
Mar 18	NORTHERN COL	*3b	4	0	0	0	0	0	0	1	0	0	0	0	0	0	2	2	3	0	.242	
Mar 20	at South Carolina	*3b	4	2	2	2	0	0	1	1	1	0	0	0	0	0	2	0	2	0	.257	
Mar 21	at South Carolina	*3b	4	1	1	0	1	0	0	0	0	0	0	0	0	0	3	0	1	0	.257	
Mar 22	at South Carolina	*3b	4	0	0	0	0	0	0	0	0	0	0	0	0	0	1	0	3	2	.244	
Mar 24	UCA	*3b	2	3	2	5	0	0	2	2	0	0	0	0	0	0	0	2	0	0	.262	
Mar 27	FLORIDA	*3b	4	0	0	0	0	0	0	0	0	0	0	0	0	0	3	2	5	0	.250	
Mar 29	FLORIDA	pr	0	0	0	0	0	0	0	0	1	0	0	0	0	0	0	0	0	0	.250	
Mar 31	at Missouri State	*3b	3	2	0	0	0	0	0	2	0	0	0	0	0	0	1	0	0	0	.241	
Apr 02	at Auburn	*3b	2	0	0	0	0	0	0	0	0	0	0	0	0	0	2	0	0	0	.236	
Apr 03	at Auburn	3b	0	0	0	0	0	0	0	0	0	0	0	0	0	0	0	0	0	0	.236	
Apr 07	LITTLE ROCK	*3b	4	1	1	0	0	0	0	0	2	0	0	0	0	0	2	1	1	1	.237	
Apr 10	at Alabama	*3b	4	1	1	2	0	0	1	0	0	0	0	0	0	0	2	0	1	0	.237	
Apr 11	at Alabama	*3b	4	3	3	4	1	0	1	0	1	0	1	0	0	0	0	1	2	1	.257	
Apr 12	at Alabama	*3b	4	0	2	0	0	0	0	0	0	0	0	0	0	0	1	2	2	1	.267	
Apr 14	vs UAPB	*3b	3	1	1	0	0	0	0	1	1	0	0	0	0	0	2	0	2	0	.269	
Apr 16	GEORGIA	*3b	3	0	1	0	0	0	0	0	0	0	0	0	0	0	1	1	2	0	.270	
Apr 17	GEORGIA	*3b	4	0	0	0	0	0	0	0	0	0	0	0	0	0	2	1	3	0	.261	
Apr 18	GEORGIA	*3b	4	2	1	0	0	0	0	1	0	0	0	0	0	0	2	3	1	0	.261	
Apr 21	MISSOURI STATE	3b	1	1	1	2	0	0	1	0	0	0	0	0	0	0	0	0	0	0	.267	
Apr 23	at Missouri	*3b	4	1	1	1	0	0	1	0	0	0	0	0	0	0	3	1	1	0	.266	
Apr 24	at Missouri	*3b	2	0	0	0	0	0	0	2	1	0	0	0	0	0	2	0	2	0	.262	
Apr 25	at Missouri	*3b	4	0	1	0	0	0	0	0	0	0	0	0	0	0	3	0	1	0	.262	
Apr 29	NORTHWESTERN	*3b/ss	3	1	1	0	0	0	0	0	0	0	0	1	0	0	0	1	3	0	.263	
May 01	OLE MISS	*3b	3	2	1	3	0	0	1	0	1	0	0	0	0	0	0	1	1	0	.265	
May 02	OLE MISS	*3b	4	0	0	0	0	0	0	0	0	0	0	0	0	0	2	1	2	0	.257	
May 03	OLE MISS	*3b	4	0	1	0	0	0	0	0	0	0	0	0	0	1	0	2	0	0	.257	
May 08	OKLAHOMA	*3b	3	2	2	1	0	0	0	0	1	0	0	0	0	0	1	0	4	0	.265	
May 09	OKLAHOMA	*3b	3	1	1	2	0	0	1	2	1	0	0	0	0	0	1	0	2	0	.267	
May 10	OKLAHOMA	*3b	4	2	3	4	0	0	2	0	0	0	0	0	0	0	1	1	1	0	.279	
May 14	at Kentucky	*3b	3	1	0	0	0	0	0	1	1	0	0	0	0	0	3	0	1	0	.274	
May 15	at Kentucky	*3b	4	0	0	0	0	0	0	1	0	0	0	0	0	0	2	0	0	0	.267	
May 16	at Kentucky	*3b	3	2	0	1	0	0	0	1	1	0	2	0	0	0	0	0	1	0	.262	
May 20	vs Tennessee	*3b	4	2	3	3	0	0	1	0	0	1	0	0	0	0	1	1	1	1	.274	
May 22	vs Texas	*3b	5	2	2	0	1	0	0	0	1	0	0	0	0	0	3	0	0	1	.277	
May 23	vs Auburn	*3b	4	0	1	0	0	0	0	0	1	0	0	0	0	0	2	1	3	0	.277	
May 24	vs Georgia	*3b	3	0	0	0	0	0	0	0	0	0	0	0	0	0	2	0	0	0	.272	
May 29	vs Missouri State	*3b	4	2	1	1	0	0	0	1	1	0	0	0	0	1	1	1	3	0	.272	
May 30	at Kansas	*3b	4	0	0	0	0	0	0	0	0	0	0	0	0	0	2	1	1	0	.266	
Totals			52gs	188	46	50	39	4	1	15	21	18	2	4	1	1	2	85	39	83	9	.266

On base pct. .350 • Slugging pct. .537



#18 Reese Robinett - 52 games (All games)

Date	Opponent	Pos	AB	R	H	RBI	2B	3B	HR	BB	SB	CS	HBP	SAC	SF	GDP	K	PO	A	E	Avg
Feb 13	vs Oklahoma State	*1b	4	0	1	0	0	0	0	0	0	0	0	0	0	0	0	3	2	0	.250
Feb 14	vs TCU	*1b	4	0	1	1	1	0	0	1	0	0	0	0	0	0	3	7	0	0	.250
Feb 15	vs Texas Tech	1b	3	0	1	0	0	0	0	0	1	0	0	0	0	0	0	7	0	0	.273
Feb 16	vs Tarleton State	*1b	4	0	2	1	2	0	0	0	0	0	0	0	0	0	0	7	0	0	.333
Feb 20	XAVIER	*1b	3	0	0	0	0	0	0	0	0	0	0	0	0	0	2	10	1	0	.278
Feb 21	XAVIER	*1b	3	0	2	1	0	0	0	1	0	0	0	0	0	0	0	9	0	0	.333
Feb 22	XAVIER	*1b	4	0	2	2	1	0	0	0	0	0	0	0	0	0	0	11	0	0	.360
Feb 24	ARKANSAS STAT	*1b	3	0	0	0	0	0	0	1	0	0	0	0	0	0	0	7	1	0	.321
Feb 25	ARKANSAS STAT	*1b	3	0	2	0	0	0	0	1	0	0	0	0	0	0	0	9	1	0	.355
Feb 27	UT ARLINGTON	*1b	4	0	1	1	1	0	0	0	0	0	0	0	0	1	1	8	0	0	.343
Feb 28	UT ARLINGTON	*1b	4	2	2	0	0	0	0	0	0	0	0	0	0	0	1	11	0	0	.359
Mar 01	UT ARLINGTON	*1b	3	0	0	0	0	0	0	0	0	0	0	0	0	0	0	6	0	0	.333
Mar 03	ORAL ROBERTS	*1b	3	0	0	0	0	0	0	1	0	0	0	0	0	0	1	5	0	0	.311
Mar 06	STETSON	*1b	3	1	1	0	0	0	0	1	0	0	0	0	0	0	0	6	1	0	.312
Mar 07	STETSON	*1b	3	2	1	0	0	0	0	1	0	0	0	0	0	0	2	5	0	0	.314
Mar 08	STETSON	*1b	4	0	0	0	0	0	0	0	0	0	0	0	0	0	1	12	0	0	.291
Mar 09	STETSON	*1b	3	1	2	2	0	0	1	0	0	0	1	0	0	0	0	12	0	0	.310
Mar 13	MISSISSIPPI STA	*3b/1	3	0	1	0	0	0	0	0	0	0	0	0	0	0	1	5	0	0	.311
Mar 14	MISSISSIPPI STA	*1b	4	0	0	0	0	0	0	0	0	0	0	0	0	0	2	7	0	0	.292
Mar 14	MISSISSIPPI STA	*1b	3	1	0	0	0	0	0	1	0	0	0	0	0	0	1	10	0	0	.279
Mar 18	NORTHERN COL	*1b	2	2	0	1	0	0	0	2	1	0	1	0	0	0	0	11	0	0	.271
Mar 20	at South Carolina	*1b	4	1	1	2	1	0	0	1	0	0	0	0	0	0	3	2	0	0	.270
Mar 21	at South Carolina	*1b	3	0	0	0	0	0	0	1	0	0	0	0	0	0	1	8	0	0	.260
Mar 22	at South Carolina	*1b	4	0	1	1	1	0	0	0	0	0	0	0	0	0	1	8	1	0	.259
Mar 24	UCA	*1b	3	1	0	0	0	0	0	1	0	0	0	0	0	0	1	1	0	0	.250
Mar 27	FLORIDA	*1b	4	0	1	1	1	0	0	0	0	0	0	0	0	0	1	9	1	0	.250
Mar 28	FLORIDA	*3b	3	0	1	1	0	0	0	1	0	0	0	0	0	0	0	0	5	0	.253
Mar 29	FLORIDA	*3b	4	0	1	1	1	0	0	0	0	0	0	0	0	0	0	0	0	0	.253
Mar 31	at Missouri State	*1b	4	1	0	0	0	0	0	2	0	0	0	0	0	0	3	6	0	0	.242
Apr 02	at Auburn	*1b/3	3	0	1	0	0	0	0	0	0	0	1	0	0	0	2	9	0	0	.245
Apr 03	at Auburn	*3b/1	4	0	0	0	0	0	0	0	0	0	0	0	0	0	1	2	1	0	.236
Apr 04	at Auburn	*3b	4	1	1	0	0	0	0	0	0	0	0	0	0	0	1	0	3	0	.236
Apr 07	LITTLE ROCK	*1b	3	1	1	3	1	0	0	1	1	0	0	0	0	0	1	12	0	0	.239
Apr 10	at Alabama	*1b	4	0	0	0	0	0	0	0	0	0	0	0	0	0	2	8	0	0	.231
Apr 11	at Alabama	1b	1	2	1	0	0	0	0	1	0	0	0	0	0	0	0	6	0	0	.237
Apr 12	at Alabama	*1b	2	0	0	0	0	0	0	0	0	0	0	0	0	0	0	6	0	0	.233
Apr 14	vs UAPB	1b	1	1	1	0	0	0	0	0	0	0	0	0	0	0	0	1	1	0	.240
Apr 16	GEORGIA	*1b	3	0	1	1	0	0	0	0	0	0	0	0	0	0	1	6	0	0	.242
Apr 17	GEORGIA	*1b	2	0	0	0	0	0	0	2	0	0	0	0	0	0	2	11	0	0	.238
Apr 21	MISSOURI STATE	*3b/1	5	1	2	0	1	0	0	0	0	0	0	0	0	0	1	4	1	0	.244
Apr 23	at Missouri	*1b	3	1	1	0	1	0	0	1	0	1	0	0	0	0	2	9	0	0	.246
Apr 24	at Missouri	*1b	4	0	1	1	0	0	0	0	1	0	0	0	0	0	1	11	0	0	.246
Apr 25	at Missouri	*1b	3	0	1	0	0	0	0	0	0	0	1	0	0	0	0	9	1	0	.248
Apr 29	NORTHWESTERN	*1b	2	0	1	0	0	0	0	2	0	0	0	0	0	0	0	11	0	0	.252
May 14	at Kentucky	1b	1	1	0	0	0	0	0	1	0	0	0	0	0	0	0	3	0	0	.250
May 15	at Kentucky	1b	0	0	0	0	0	0	0	0	0	0	0	1	0	0	0	2	0	1	.250
May 20	vs Tennessee	*1b	4	0	1	0	0	0	0	0	0	0	0	0	0	0	2	8	1	0	.250
May 22	vs Texas	*1b	3	1	0	1	0	0	0	1	0	0	1	0	0	0	0	7	0	0	.245
May 23	vs Auburn	*1b	3	1	1	0	1	0	0	0	0	0	0	0	0	0	1	7	0	0	.247
May 24	vs Georgia	*1b	3	0	0	0	0	0	0	0	0	0	0	0	0	0	1	7	0	0	.242
May 29	vs Missouri State	*1b	4	0	1	1	0	0	0	0	0	0	0	0	0	0	2	9	0	0	.242
May 30	at Kansas	*1b	3	1	1	2	0	0	1	0	0	0	0	0	0	0	1	5	0	0	.244
Totals		47gs	164	23	40	24	13	0	2	25	4	1	5	1	0	1	46	355	21	1	.244

On base pct. .361 • Slugging pct. .360



INDIVIDUAL GAME-BY-GAME

#42 Damian Ruiz - 52 games (All games)

Date	Opponent	Pos	AB	R	H	RBI	2B	3B	HR	BB	SB	CS	HBP	SAC	SF	GDP	K	PO	A	E	Avg	
Feb 13	vs Oklahoma State	*of	3	1	1	0	0	0	0	0	0	0	0	0	0	0	1	1	0	0	.333	
Feb 14	vs TCU	*of	2	1	2	0	0	0	0	1	1	0	1	0	0	0	0	1	0	0	.600	
Feb 15	vs Texas Tech	*of	2	2	2	0	0	0	0	4	1	0	0	0	0	0	0	3	0	0	.714	
Feb 16	vs Tarleton State	*of	3	1	1	0	0	0	0	1	0	0	0	0	0	0	1	2	0	0	.600	
Feb 20	XAVIER	*of	4	0	0	0	0	0	0	0	0	0	0	0	0	0	1	0	0	0	.429	
Feb 21	XAVIER	*of	3	0	1	0	0	0	0	0	0	0	0	0	0	0	2	0	0	0	.412	
Feb 27	UT ARLINGTON	*of	4	0	0	0	0	0	0	0	0	0	0	0	0	0	3	0	0	0	.333	
Feb 28	UT ARLINGTON	*of	4	1	2	1	0	0	0	1	1	0	1	0	0	1	0	1	0	0	.360	
Mar 01	UT ARLINGTON	*of	3	1	1	1	0	0	0	1	1	0	0	0	0	0	0	0	0	0	.357	
Mar 03	ORAL ROBERTS	*of	3	3	1	1	0	0	0	1	1	0	0	0	0	0	0	0	0	0	.355	
Mar 06	STETSON	*of	5	0	2	0	1	0	0	0	0	0	0	0	0	0	1	2	0	0	.361	
Mar 07	STETSON	*of/of	3	1	0	1	0	0	0	1	1	0	0	0	1	0	0	1	0	0	.333	
Mar 08	STETSON	*of	4	1	2	0	1	0	0	0	0	0	0	0	0	0	0	1	0	0	.349	
Mar 09	STETSON	*of	4	0	1	0	0	0	0	1	0	1	0	0	0	0	0	2	0	0	.340	
Mar 13	MISSISSIPPI STA	*of	4	1	1	0	0	0	0	0	0	0	0	0	0	0	0	1	0	0	.333	
Mar 14	MISSISSIPPI STA	*of	3	0	0	0	0	0	0	1	0	0	0	0	0	0	2	1	0	0	.315	
Mar 14	MISSISSIPPI STA	*of	4	1	2	0	1	0	0	1	0	0	0	0	0	0	1	2	0	1	.328	
Mar 17	NORTHERN COL	*of	3	4	2	2	1	0	1	3	0	0	0	0	0	0	0	2	0	0	.344	
Mar 18	NORTHERN COL	*of	3	1	2	2	1	0	0	2	1	0	0	0	0	0	0	0	0	0	.359	
Mar 20	at South Carolina	*of	4	3	3	3	0	0	1	2	0	0	0	0	0	0	1	0	0	1	.382	
Mar 21	at South Carolina	*of	4	1	1	1	0	0	1	1	0	0	0	0	0	0	2	2	0	0	.375	
Mar 22	at South Carolina	*of	5	0	1	0	0	0	0	0	0	0	0	0	0	0	1	0	0	0	.364	
Mar 24	UCA	*of	4	1	1	0	0	0	0	0	0	0	0	0	0	0	1	1	0	0	.358	
Mar 27	FLORIDA	*of	4	0	0	0	0	0	0	0	0	0	0	0	0	0	3	0	0	0	.341	
Mar 28	FLORIDA	*of	4	1	1	0	0	0	0	0	1	0	0	0	0	0	1	0	0	0	.337	
Mar 29	FLORIDA	*of	2	0	0	0	0	0	0	0	0	0	0	0	0	0	0	2	0	0	.330	
Apr 11	at Alabama	*of	2	2	1	1	0	0	0	2	0	0	0	1	0	0	0	2	0	0	.333	
Apr 12	at Alabama	*of	3	1	1	0	1	0	0	0	0	0	1	0	0	0	1	2	0	0	.333	
Apr 14	vs UAPB	*of	2	1	0	1	0	0	0	1	1	0	2	0	0	1	0	0	0	0	.327	
Apr 16	GEORGIA	*of	4	2	2	1	1	0	0	0	1	0	0	0	0	0	0	1	0	0	.333	
Apr 17	GEORGIA	*of	3	1	1	2	0	0	1	1	1	0	0	0	0	0	0	2	0	0	.333	
Apr 18	GEORGIA	*of	3	3	2	4	1	0	0	3	0	0	0	0	0	0	0	3	0	0	.343	
Apr 21	MISSOURI STATE	*of/of	3	1	0	0	0	0	0	1	1	0	1	0	0	0	1	0	0	0	.333	
Apr 23	at Missouri	*of/of	4	0	0	0	0	0	0	1	1	0	0	0	0	0	0	1	0	0	.322	
Apr 24	at Missouri	*of	5	1	1	0	0	0	0	0	0	0	0	0	0	0	2	2	0	0	.317	
Apr 25	at Missouri	*of	3	0	0	0	0	0	0	0	0	0	1	0	0	0	1	0	0	0	.309	
Apr 29	NORTHWESTERN	*of	3	1	1	0	0	0	0	2	0	0	0	0	0	0	0	3	0	0	.310	
May 01	OLE MISS	*of	4	0	1	0	0	0	0	0	0	0	0	0	0	0	0	0	0	0	.308	
May 02	OLE MISS	*of	4	0	2	0	1	0	0	0	0	0	0	0	0	0	0	2	0	0	.313	
May 03	OLE MISS	*of	3	1	1	0	0	0	0	1	0	0	1	0	0	0	1	0	0	0	.314	
May 08	OKLAHOMA	*of	4	2	2	2	0	0	1	0	0	0	0	0	0	0	2	0	0	1	.319	
May 09	OKLAHOMA	*of	6	0	1	1	0	0	0	0	1	0	0	0	0	0	1	0	0	0	.313	
May 10	OKLAHOMA	*of	1	2	0	0	0	0	0	2	0	0	2	0	0	0	0	0	0	0	.311	
May 14	at Kentucky	*of	5	0	1	0	0	0	0	0	0	0	0	0	0	0	1	1	0	0	.307	
May 15	at Kentucky	*of	5	1	2	0	1	0	0	0	0	0	0	0	0	0	1	3	0	0	.310	
May 16	at Kentucky	*of	5	2	3	3	1	0	0	0	1	0	1	0	0	0	1	4	0	0	.319	
May 20	vs Tennessee	*of	4	0	1	0	0	0	0	0	0	0	0	0	0	0	2	3	0	0	.317	
May 22	vs Texas	*of	3	2	1	0	0	0	0	1	0	0	1	0	0	1	0	2	0	0	.318	
May 23	vs Auburn	*of	4	0	0	0	0	0	0	0	0	0	0	0	0	0	2	3	0	0	.310	
May 24	vs Georgia	*of	4	0	2	0	1	0	0	0	0	0	0	0	0	0	1	1	0	0	.315	
May 29	vs Missouri State	*of	5	1	2	1	0	0	0	0	0	0	0	0	0	0	1	1	0	0	.317	
May 30	at Kansas	*of	2	0	0	0	0	0	0	1	0	0	1	0	0	0	0	1	0	0	.314	
Totals			52gs	185	49	58	28	12	0	5	35	16	1	12	2	1	3	39	62	0	3	.314

On base pct. .451 • Slugging pct. .459



#12 Carter Rutenbar - 51 games (All games)

Date	Opponent	Pos	AB	R	H	RBI	2B	3B	HR	BB	SB	CS	HBP	SAC	SF	GDP	K	PO	A	E	Avg	
Feb 15	vs Texas Tech	*dh	5	0	1	0	0	0	0	0	0	0	0	0	0	0	3	0	0	0	.200	
Feb 22	XAVIER	ph	0	1	0	0	0	0	0	1	0	0	0	0	0	0	0	0	0	0	.200	
Feb 25	ARKANSAS STAT	ph	0	0	0	0	0	0	0	1	0	0	0	0	0	0	0	0	0	0	.200	
Feb 27	UT ARLINGTON	ph	1	0	0	0	0	0	0	0	0	0	0	0	0	0	0	0	0	0	.167	
Feb 28	UT ARLINGTON	c	0	0	0	0	0	0	0	0	0	0	0	0	0	0	0	1	0	0	.167	
Mar 01	UT ARLINGTON	ph	1	0	1	1	0	0	0	0	0	0	0	0	0	0	0	0	0	0	.286	
Mar 03	ORAL ROBERTS	c	1	0	0	0	0	0	0	0	0	0	0	0	0	0	0	4	0	0	.250	
Mar 07	STETSON	pr/dh	2	1	1	0	1	0	0	0	0	0	0	0	0	0	0	0	0	0	.300	
Mar 08	STETSON	*of	1	0	0	0	0	0	0	3	0	0	0	0	0	0	0	1	0	0	.273	
Mar 09	STETSON	*dh	5	1	4	0	0	0	0	0	0	0	0	0	0	0	0	0	0	0	.438	
Mar 13	MISSISSIPPI STA	*1b	3	0	0	0	0	0	0	0	0	0	0	0	0	0	2	5	1	0	.368	
Mar 14	MISSISSIPPI STA	ph	1	0	0	0	0	0	0	0	0	0	0	0	0	0	0	0	0	0	.350	
Mar 17	NORTHERN COL	*1b	4	0	1	0	0	0	0	1	0	0	0	0	0	1	0	7	1	0	.333	
Mar 18	NORTHERN COL	*c	4	0	2	1	1	0	0	1	0	0	0	0	0	0	0	7	0	0	.357	
Mar 20	at South Carolina	c	0	0	0	0	0	0	0	0	0	0	0	0	0	0	0	2	0	0	.357	
Mar 22	at South Carolina	ph/d	2	0	1	0	0	0	0	0	0	0	0	0	0	0	1	0	0	0	.367	
Mar 24	UCA	ph/d	2	2	2	4	1	0	1	0	0	0	0	0	0	0	0	0	0	0	.406	
Mar 27	FLORIDA	*dh	3	1	1	1	1	0	0	1	0	0	0	0	0	0	1	0	0	0	.400	
Mar 28	FLORIDA	*1b	2	1	0	0	0	0	0	2	0	0	0	0	0	0	2	10	1	0	.378	
Mar 29	FLORIDA	*1b	4	2	2	0	0	0	0	1	0	0	0	0	0	0	1	5	1	0	.390	
Mar 31	at Missouri State	*of	4	3	1	0	0	0	0	2	0	0	0	0	0	0	1	2	0	0	.378	
Apr 02	at Auburn	*dh	5	1	2	0	1	0	0	0	0	1	0	0	0	0	2	0	0	0	.380	
Apr 03	at Auburn	*1b	4	0	2	0	1	0	0	0	0	0	0	0	0	0	0	7	0	1	.389	
Apr 04	at Auburn	*1b	4	1	1	0	0	0	0	0	0	0	0	0	0	0	1	11	0	0	.379	
Apr 07	LITTLE ROCK	*of	4	0	0	0	0	0	0	0	0	0	1	0	0	0	1	2	0	0	.355	
Apr 10	at Alabama	*of	5	0	2	0	0	0	0	0	0	0	0	0	0	0	1	1	0	0	.358	
Apr 11	at Alabama	*of	5	2	2	1	1	0	0	0	1	0	0	0	0	0	1	0	0	0	.361	
Apr 12	at Alabama	*of	5	0	0	0	0	0	0	0	0	0	0	0	0	0	1	3	0	0	.338	
Apr 14	vs UAPB	*1b/c	2	2	1	0	0	0	0	3	1	0	0	0	0	0	0	9	0	0	.342	
Apr 16	GEORGIA	*of	3	2	1	1	0	0	1	1	0	0	0	0	0	0	2	7	0	0	.341	
Apr 17	GEORGIA	*of	5	0	0	0	0	0	0	0	0	0	0	0	0	0	0	0	0	0	.322	
Apr 18	GEORGIA	*1b	3	4	3	0	0	0	0	3	0	0	0	0	0	0	0	5	0	1	.344	
Apr 21	MISSOURI STATE	*1b/of	4	1	1	2	0	0	0	1	0	0	0	0	0	0	2	5	1	0	.340	
Apr 23	at Missouri	*of/of	4	0	1	2	0	0	0	1	0	0	0	0	0	0	1	0	0	0	.337	
Apr 24	at Missouri	*of	5	0	1	0	0	0	0	0	0	0	0	0	0	0	1	2	0	0	.330	
Apr 25	at Missouri	*of	3	0	0	0	0	0	0	0	0	0	1	0	0	1	1	1	0	0	.321	
Apr 29	NORTHWESTERN	*of	3	0	2	2	1	0	0	1	0	0	0	0	1	0	0	0	0	0	.330	
May 01	OLE MISS	*1b	3	0	0	0	0	0	0	0	0	0	1	0	0	0	3	3	0	0	.321	
May 02	OLE MISS	*1b	5	1	1	0	1	0	0	0	0	0	0	0	0	1	1	6	2	0	.316	
May 03	OLE MISS	*1b	3	0	0	0	0	0	0	1	0	0	0	0	0	0	2	7	0	0	.308	
May 08	OKLAHOMA	*1b	1	0	0	0	0	0	0	0	0	0	0	0	0	0	1	2	0	0	.306	
May 09	OKLAHOMA	ph/1	2	1	1	1	0	0	0	0	0	0	0	0	0	0	1	1	0	0	.309	
May 10	OKLAHOMA	*1b	4	1	1	0	0	0	0	0	0	0	0	0	0	1	2	6	0	0	.307	
May 14	at Kentucky	*1b	2	0	0	0	0	0	0	0	0	0	0	0	0	0	0	4	0	1	.302	
May 16	at Kentucky	*1b	2	1	1	1	0	0	0	0	0	0	0	0	0	0	0	0	1	0	.305	
May 20	vs Tennessee	ph/d	2	0	0	0	0	0	0	1	0	0	0	0	0	0	2	0	0	0	.301	
May 22	vs Texas	*dh	4	0	1	1	0	0	0	0	0	0	1	0	0	0	2	0	0	0	.299	
May 23	vs Auburn	*dh	2	0	0	0	0	0	0	1	0	0	0	0	0	0	1	0	0	0	.295	
May 24	vs Georgia	*dh	3	0	1	0	1	0	0	0	0	0	0	0	0	0	0	0	0	0	.296	
May 29	vs Missouri State	*dh	3	0	0	0	0	0	0	2	0	0	0	0	0	0	1	0	0	0	.290	
May 30	at Kansas	*dh	2	1	0	0	0	0	0	1	0	0	0	0	0	0	0	0	0	0	.286	
Totals			38gs	147	30	42	18	10	0	2	29	2	1	4	0	1	5	42	124	8	4	.286

On base pct. .414 • Slugging pct. .395

#24 Landon Schaefer - 8 games (All games)

Date	Opponent	Pos	AB	R	H	RBI	2B	3B	HR	BB	SB	CS	HBP	SAC	SF	GDP	K	PO	A	E	Avg
Mar 14	MISSISSIPPI STA	pr	0	1	0	0	0	0	0	0	1	0	0	0	0	0	0	0	0	0	.000
Mar 17	NORTHERN COL	*of	3	1	0	0	0	0	0	2	0	0	0	0	0	0	1	0	0	0	.000
Mar 20	at South Carolina	of	1	0	0	0	0	0	0	0	0	0	0	0	0	0	0	1	0	0	.000
Mar 24	UCA	ph/of	1	0	0	0	0	0	0	0	0	0	0	0	0	0	1	0	0	0	.000
Mar 31	at Missouri State	of	0	0	0	0	0	0	0	0	0	0	0	0	0	0	0	1	0	0	.000
Apr 10	at Alabama	pr/of	0	1	0	0	0	0	0	0	0	0	0	0	0	0	0	0	0	1	.000
Apr 17	GEORGIA	pr	0	0	0	0	0	0	0	0	0	0	0	0	0	0	0	0	0	0	.000
May 15	at Kentucky	pr	0	0	0	0	0	0	0	0	1	0	0	0	0	0	0	0	0	0	.000
Totals			1gs	5	3	0	0	0	0	2	2	0	0	0	0	0	2	2	0	1	.000

On base pct. .286 • Slugging pct. .000



INDIVIDUAL GAME-BY-GAME

#3 Nolan Souza - 58 games (All games)

Date	Opponent	Pos	AB	R	H	RBI	2B	3B	HR	BB	SB	CS	HBP	SAC	SF	GDP	K	PO	A	E	Avg	
Feb 13	vs Oklahoma State	*dh	5	2	2	0	1	0	0	0	0	0	0	0	0	0	2	0	0	0	.400	
Feb 14	vs TCU	*dh	5	0	0	0	0	0	0	0	0	0	0	0	0	0	3	0	0	0	.200	
Feb 16	vs Tarleton State	*dh	4	0	0	1	0	0	0	0	0	1	0	0	0	0	1	0	0	0	.143	
Feb 20	XAVIER	*dh	4	1	2	2	2	0	0	0	0	0	0	0	0	0	0	0	0	0	.222	
Feb 21	XAVIER	*dh	5	0	0	0	0	0	0	0	0	0	0	0	0	0	2	0	0	0	.174	
Feb 22	XAVIER	*dh	4	3	2	0	0	0	0	1	0	0	0	0	0	0	1	0	0	0	.222	
Feb 24	ARKANSAS STAT	*3b	4	0	1	0	0	0	0	0	0	0	0	0	0	0	1	1	2	1	.226	
Feb 25	ARKANSAS STAT	*2b	2	0	0	0	0	0	0	2	2	0	0	0	0	1	0	3	3	1	.212	
Feb 27	UT ARLINGTON	*2b	3	0	0	0	0	0	0	0	0	0	0	0	0	0	0	2	4	0	.194	
Feb 28	UT ARLINGTON	*3b	4	0	1	1	0	0	0	0	0	0	0	0	0	0	1	1	5	0	.200	
Mar 01	UT ARLINGTON	*3b	4	0	0	0	0	0	0	0	0	0	0	0	0	0	1	0	2	0	.182	
Mar 03	ORAL ROBERTS	ph/ss	2	0	0	0	0	0	0	0	0	0	0	0	0	0	1	0	0	0	.174	
Mar 07	STETSON	*3b	3	1	2	3	0	0	0	1	0	1	0	0	0	0	0	0	3	0	.204	
Mar 08	STETSON	*3b	3	0	0	0	0	0	0	0	0	0	0	1	0	0	2	0	2	0	.192	
Mar 09	STETSON	*3b	4	0	1	1	1	0	0	0	0	0	0	0	0	0	0	1	4	0	.196	
Mar 13	MISSISSIPPI STA	*2b	3	1	2	1	1	0	0	0	0	0	0	0	0	0	0	1	4	0	.220	
Mar 14	MISSISSIPPI STA	*2b	3	1	1	1	0	0	0	0	0	0	0	0	0	0	2	2	3	0	.226	
Mar 14	MISSISSIPPI STA	*2b	3	2	2	0	0	0	0	1	1	0	0	0	0	0	1	1	4	0	.246	
Mar 17	NORTHERN COL	*2b	3	2	1	0	1	0	0	2	2	0	0	0	0	0	2	0	1	0	.250	
Mar 20	at South Carolina	*2b	3	2	1	1	0	0	0	1	0	0	1	0	0	0	0	1	2	0	.254	
Mar 21	at South Carolina	*2b	4	0	1	0	0	0	0	0	0	0	0	0	0	0	1	1	2	0	.253	
Mar 22	at South Carolina	*2b	4	2	3	1	1	0	1	0	0	0	0	0	0	0	1	2	1	0	.278	
Mar 24	UCA	*2b/ss	1	2	0	0	0	0	0	1	1	0	2	0	0	0	0	1	0	0	.275	
Mar 27	FLORIDA	*2b	4	0	0	0	0	0	0	0	0	0	0	0	0	0	2	1	2	0	.262	
Mar 28	FLORIDA	*2b	4	1	1	0	0	0	0	0	1	0	0	0	0	0	2	5	1	0	.261	
Mar 29	FLORIDA	*2b	4	0	1	0	1	0	0	0	0	0	0	0	0	0	1	1	3	0	.261	
Mar 31	at Missouri State	*2b	5	3	3	3	0	0	1	0	0	0	0	0	0	0	0	4	1	0	.278	
Apr 02	at Auburn	*2b	5	0	1	1	1	0	0	0	0	0	0	0	0	0	0	0	1	0	.275	
Apr 03	at Auburn	*2b	4	1	1	0	0	0	0	0	0	0	0	0	0	0	1	1	2	0	.274	
Apr 04	at Auburn	*2b	4	0	1	0	0	0	0	0	0	0	0	0	0	0	1	0	4	0	.273	
Apr 07	LITTLE ROCK	*2b	4	1	0	0	0	0	0	0	0	0	0	0	0	0	1	1	7	0	.263	
Apr 10	at Alabama	*2b	4	1	1	0	1	0	0	1	0	0	0	0	0	0	0	1	4	1	.263	
Apr 11	at Alabama	*2b	4	2	2	3	1	0	0	0	0	0	0	0	1	0	0	4	7	0	.270	
Apr 12	at Alabama	*2b	4	0	1	1	0	0	0	0	0	0	0	0	0	0	1	1	5	0	.270	
Apr 14	vs UAPB	*2b	3	1	2	2	1	0	0	1	1	0	0	0	1	0	1	2	2	0	.279	
Apr 16	GEORGIA	*2b	2	1	0	0	0	0	0	2	2	0	0	0	0	0	1	0	2	0	.275	
Apr 17	GEORGIA	*2b	4	0	0	0	0	0	0	0	0	0	0	0	0	0	3	3	3	0	.267	
Apr 18	GEORGIA	*2b	5	0	1	1	0	0	0	1	0	0	0	0	0	0	1	3	1	2	.264	
Apr 21	MISSOURI STATE	*2b	5	2	3	0	0	0	0	0	0	0	0	0	0	0	0	1	4	0	.276	
Apr 23	at Missouri	*2b	2	1	0	0	0	0	0	2	1	0	0	0	0	0	2	1	3	0	.272	
Apr 24	at Missouri	*2b	3	1	0	0	0	0	0	1	1	0	1	0	0	0	0	2	2	0	.267	
Apr 25	at Missouri	*2b	3	0	1	0	0	0	0	1	0	0	0	0	0	0	1	0	3	0	.268	
Apr 29	NORTHWESTERN	*2b	4	0	1	0	0	0	0	0	0	0	1	0	0	0	0	3	5	0	.268	
May 01	OLE MISS	*2b	4	2	2	0	0	1	0	0	0	0	0	0	0	0	0	2	2	0	.273	
May 02	OLE MISS	*2b	4	0	0	0	0	0	0	0	0	0	0	0	0	0	1	0	2	0	.267	
May 03	OLE MISS	*2b	4	1	2	0	0	0	0	0	0	0	0	0	0	0	1	1	3	1	.272	
May 08	OKLAHOMA	*2b	4	1	2	0	1	0	0	0	0	0	0	0	0	0	1	3	4	0	.277	
May 09	OKLAHOMA	*2b	3	1	1	1	0	0	0	1	1	0	1	0	0	0	2	0	2	0	.278	
May 10	OKLAHOMA	*2b	4	1	1	1	0	0	0	1	0	0	0	0	0	0	1	1	1	0	.278	
May 14	at Kentucky	*2b	3	0	0	0	0	0	0	1	0	0	0	0	0	0	1	2	3	1	.273	
May 15	at Kentucky	*2b	4	0	2	1	1	0	0	1	0	0	0	0	0	0	1	1	0	0	.278	
May 16	at Kentucky	*2b	4	2	1	1	0	0	1	2	0	0	0	0	0	0	2	0	2	0	.277	
May 20	vs Tennessee	*2b	4	0	1	1	1	0	0	0	0	0	0	0	0	0	0	1	3	0	.277	
May 22	vs Texas	*2b	4	1	2	1	0	0	0	1	0	0	0	0	0	0	1	0	4	0	.281	
May 23	vs Auburn	*2b	4	0	0	0	0	0	0	0	0	0	0	0	0	0	1	2	2	0	.276	
May 24	vs Georgia	*2b	3	0	0	0	0	0	0	0	0	0	0	0	0	0	2	1	2	0	.272	
May 29	vs Missouri State	*2b	4	2	1	0	0	0	0	1	1	0	0	0	0	0	0	1	2	0	.271	
May 30	at Kansas	*2b	4	0	0	1	0	0	0	0	0	0	0	0	0	0	0	0	0	0	.266	
Totals			57gs	214	45	57	30	15	1	3	26	14	2	6	1	2	1	54	66	136	7	.266

On base pct. .359 • Slugging pct. .388



#17 Zack Stewart - 50 games (All games)

Date	Opponent	Pos	AB	R	H	RBI	2B	3B	HR	BB	SB	CS	HBP	SAC	SF	GDP	K	PO	A	E	Avg
Feb 16	vs Tarleton State	*of	1	0	0	0	0	0	0	0	0	0	0	0	0	0	1	2	0	0	.000
Feb 22	XAVIER	*of	4	1	2	1	0	0	1	0	0	0	0	0	0	0	2	2	0	0	.400
Feb 24	ARKANSAS STAT	*of	4	1	2	2	0	0	1	0	0	0	0	0	0	0	1	0	0	0	.444
Feb 25	ARKANSAS STAT	*dh	3	0	1	0	0	0	0	0	0	0	0	0	0	0	1	0	0	0	.417
Feb 28	UT ARLINGTON	*of	2	0	0	1	0	0	0	1	0	0	0	0	1	0	0	0	0	0	.357
Mar 01	UT ARLINGTON	*of	3	1	1	1	0	0	1	1	0	0	0	0	0	0	0	0	0	0	.353
Mar 03	ORAL ROBERTS	*dh	4	1	3	1	1	0	0	1	0	0	0	0	0	0	0	0	0	0	.429
Mar 06	STETSON	*of	3	0	0	0	0	0	0	1	0	0	0	0	0	0	1	3	0	0	.375
Mar 07	STETSON	*dh	2	1	2	0	0	0	0	0	0	0	1	0	0	0	0	0	0	0	.423
Mar 13	MISSISSIPPI STA	*dh	4	1	1	2	0	0	1	0	0	0	0	0	0	0	0	0	0	0	.400
Mar 14	MISSISSIPPI STA	*dh	4	0	0	0	0	0	0	0	0	0	0	0	0	0	1	0	0	0	.353
Mar 14	MISSISSIPPI STA	*dh	2	0	0	0	0	0	0	1	0	0	1	0	0	0	2	0	0	0	.333
Mar 17	NORTHERN COL	*dh	5	0	1	0	0	0	0	0	0	0	0	0	0	0	1	0	0	0	.317
Mar 18	NORTHERN COL	*of	4	2	2	1	0	0	0	1	0	0	0	0	0	0	1	1	0	0	.333
Mar 20	at South Carolina	*of	3	1	0	1	0	0	0	2	0	0	0	0	0	0	2	3	0	0	.312
Mar 21	at South Carolina	*of	5	0	0	0	0	0	0	0	0	0	0	0	0	0	0	1	0	0	.283
Mar 22	at South Carolina	*of	4	0	1	0	1	0	0	1	0	0	0	0	0	0	2	0	0	0	.281
Mar 24	UCA	*of	3	2	1	2	0	0	1	1	0	0	0	0	0	0	0	1	0	0	.283
Mar 27	FLORIDA	*of	3	0	0	0	0	0	0	1	0	0	0	0	0	0	1	3	0	0	.270
Mar 28	FLORIDA	*of	4	0	0	0	0	0	0	0	0	0	0	0	0	0	2	1	0	0	.254
Mar 29	FLORIDA	*of	4	0	2	1	0	0	0	0	0	0	0	0	0	0	1	0	0	0	.268
Mar 31	at Missouri State	*of	5	1	2	1	1	0	0	1	0	0	0	0	0	0	1	1	0	0	.276
Apr 02	at Auburn	*of	3	0	1	0	0	0	0	1	0	0	0	0	0	0	2	2	0	1	.278
Apr 03	at Auburn	*of	4	0	1	0	0	0	0	0	0	0	0	0	0	0	1	1	0	0	.277
Apr 04	at Auburn	*of	3	0	0	0	0	0	0	0	0	0	0	0	0	0	2	2	0	0	.267
Apr 07	LITTLE ROCK	*of	2	2	1	1	0	0	1	1	0	0	1	0	0	0	0	2	0	0	.273
Apr 10	at Alabama	*of	2	0	1	1	0	0	0	1	0	0	1	0	0	0	0	2	0	0	.278
Apr 14	vs UAPB	*of	3	2	1	1	1	0	0	0	0	0	1	0	1	0	1	1	0	0	.280
Apr 17	GEORGIA	*dh	3	0	2	0	0	0	0	1	0	0	0	0	0	0	0	0	0	0	.292
Apr 18	GEORGIA	*of	6	0	0	0	0	0	0	0	0	0	0	0	0	1	1	2	0	0	.275
Apr 21	MISSOURI STATE	*of	3	1	1	0	0	0	0	1	0	0	0	0	0	1	1	2	0	0	.276
Apr 23	at Missouri	*of	4	1	1	2	0	0	1	0	0	0	0	0	0	0	2	1	0	0	.275
Apr 24	at Missouri	ph/d	3	0	1	2	0	0	0	0	0	0	0	0	0	0	1	0	0	0	.277
Apr 25	at Missouri	*dh	4	0	0	1	0	0	0	0	0	0	0	0	0	0	0	0	0	0	.267
Apr 29	NORTHWESTERN	ph	1	0	0	0	0	0	0	0	0	0	0	0	0	0	1	0	0	0	.265
May 01	OLE MISS	*of	0	2	0	0	0	0	0	2	0	0	1	0	0	0	0	2	0	0	.265
May 02	OLE MISS	*of	4	0	0	0	0	0	0	0	0	0	0	0	0	0	2	1	0	0	.256
May 03	OLE MISS	*of	1	1	1	1	0	0	1	2	0	0	0	0	0	0	0	2	0	0	.262
May 08	OKLAHOMA	*of	1	1	0	1	0	0	0	1	0	0	0	0	1	0	0	0	0	0	.260
May 09	OKLAHOMA	*of	3	1	1	2	1	0	0	1	0	0	1	0	0	0	2	2	0	0	.262
May 10	OKLAHOMA	*of	4	0	0	0	0	0	0	0	0	0	0	0	0	0	1	4	0	1	.254
May 14	at Kentucky	*of	3	1	1	1	0	0	1	1	0	0	0	0	0	0	1	0	0	0	.256
May 15	at Kentucky	*of	2	2	1	1	0	0	1	2	0	0	0	0	0	0	1	4	0	0	.259
May 16	at Kentucky	*of	6	2	4	4	2	0	1	0	0	0	0	0	0	0	2	2	0	1	.277
May 20	vs Tennessee	*of	4	2	2	3	0	0	2	0	0	0	0	0	0	0	2	2	0	0	.283
May 22	vs Texas	*of	5	0	0	0	0	0	0	0	0	0	0	0	0	0	5	1	0	0	.273
May 23	vs Auburn	*of	4	0	0	0	0	0	0	0	0	0	0	0	0	0	3	1	0	0	.266
May 24	vs Georgia	*of	4	0	1	0	0	0	0	0	0	0	0	0	0	0	1	1	0	0	.266
May 29	vs Missouri State	*of	3	1	1	1	0	0	0	2	0	0	0	0	0	0	1	1	0	1	.267
May 30	at Kansas	*of	3	1	0	0	0	0	0	1	0	0	0	0	0	0	2	0	0	0	.262
Totals		48gs	164	32	43	36	7	0	13	29	0	0	7	0	3	2	55	56	0	4	.262

On base pct. .389 • Slugging pct. .543



INDIVIDUAL GAME-BY-GAME

#16 Christian Turner - 35 games (All games)

Date	Opponent	Pos	AB	R	H	RBI	2B	3B	HR	BB	SB	CS	HBP	SAC	SF	GDP	K	PO	A	E	Avg
Feb 13	vs Oklahoma State	of	0	1	0	0	0	0	0	1	0	0	0	0	0	0	0	0	0	0	.000
Feb 14	vs TCU	of	0	0	0	0	0	0	0	0	0	0	0	0	0	0	0	1	0	0	.000
Feb 15	vs Texas Tech	*of	4	1	0	0	0	0	0	1	0	0	0	0	0	0	2	3	0	0	.000
Feb 16	vs Tarleton State	of	2	0	1	0	0	0	0	0	0	0	0	0	0	0	1	0	0	0	.167
Feb 21	XAVIER	of	2	0	1	0	0	0	0	0	0	0	0	0	0	0	1	1	0	0	.250
Feb 22	XAVIER	ph	1	0	0	0	0	0	0	0	0	0	0	0	0	0	1	0	0	0	.222
Feb 25	ARKANSAS STAT	*of	3	0	1	0	0	0	0	0	0	0	0	0	0	0	1	0	0	0	.250
Feb 27	UT ARLINGTON	ph	1	0	0	0	0	0	0	0	0	0	0	0	0	0	1	0	0	0	.231
Mar 01	UT ARLINGTON	of	0	1	0	0	0	0	0	1	0	0	0	0	0	0	0	0	0	0	.231
Mar 03	ORAL ROBERTS	ph/of	1	0	0	0	0	0	0	0	0	0	0	0	0	0	1	1	0	0	.214
Mar 07	STETSON	ph/of	1	1	1	0	0	0	0	0	0	0	0	0	0	0	0	1	0	0	.267
Mar 08	STETSON	ph	0	0	0	0	0	0	0	1	0	0	0	0	0	0	0	0	0	0	.267
Mar 09	STETSON	pr	0	0	0	0	0	0	0	0	0	0	0	0	0	0	0	0	0	0	.267
Mar 13	MISSISSIPPI STA	of	0	0	0	0	0	0	0	0	0	0	0	0	0	0	0	0	0	0	.267
Mar 14	MISSISSIPPI STA	of	0	0	0	0	0	0	0	0	0	0	0	0	0	0	0	0	0	0	.267
Mar 18	NORTHERN COL	*of	3	1	1	1	0	1	0	1	0	0	0	0	0	0	1	1	0	0	.278
Mar 21	at South Carolina	of	0	0	0	0	0	0	0	0	0	0	0	0	0	0	0	0	0	0	.278
Mar 24	UCA	ph/of	1	1	0	0	0	0	0	0	0	0	0	0	0	0	0	0	0	0	.263
Mar 27	FLORIDA	ph	1	0	0	0	0	0	0	0	0	0	0	0	0	0	1	0	0	0	.250
Mar 28	FLORIDA	ph	1	0	1	0	1	0	0	0	0	0	0	0	0	0	0	0	0	0	.286
Mar 29	FLORIDA	*of	4	0	0	0	0	0	0	0	0	0	0	0	0	0	1	4	0	0	.240
Mar 31	at Missouri State	*of	5	2	3	3	0	0	1	0	0	0	0	0	0	0	0	2	0	0	.300
Apr 02	at Auburn	*of	4	0	0	0	0	0	0	0	0	0	0	0	0	0	2	1	0	0	.265
Apr 03	at Auburn	*of	3	0	0	0	0	0	0	0	0	0	0	0	0	0	2	1	0	0	.243
Apr 04	at Auburn	*of	3	0	1	2	0	0	0	0	0	0	0	0	0	0	1	3	0	0	.250
Apr 10	at Alabama	*of	2	1	1	0	0	0	0	0	0	0	0	0	0	0	0	0	0	0	.262
Apr 11	at Alabama	ph/of	1	0	0	1	0	0	0	0	0	0	0	0	0	0	0	0	0	0	.256
Apr 12	at Alabama	of	0	0	0	0	0	0	0	0	0	0	0	0	0	0	0	0	0	0	.256
Apr 21	MISSOURI STATE	*of	2	0	0	0	0	0	0	0	0	0	0	0	0	0	2	1	0	0	.244
Apr 23	at Missouri	pr/of	0	0	0	0	0	0	0	0	0	0	0	0	0	0	0	0	0	0	.244
May 03	OLE MISS	pr/of	1	1	1	2	0	0	1	0	0	0	0	0	0	0	0	2	0	0	.261
May 09	OKLAHOMA	pr/of	0	1	0	0	0	0	0	0	0	0	0	0	0	0	0	0	0	0	.261
May 15	at Kentucky	of	0	0	0	0	0	0	0	0	0	0	0	0	0	0	0	0	0	0	.261
May 16	at Kentucky	*of	2	1	0	1	0	0	0	1	0	1	1	0	0	0	2	1	0	0	.250
May 29	vs Missouri State	pr/of	0	0	0	0	0	0	0	0	0	0	0	0	0	0	0	0	0	0	.250
Totals		11gs	48	12	12	10	1	1	2	6	0	1	1	0	0	0	20	23	0	0	.250

On base pct. .345 • Slugging pct. .438

#19 Carson Willis - 1 game (All games)

Date	Opponent	Pos	AB	R	H	RBI	2B	3B	HR	BB	SB	CS	HBP	SAC	SF	GDP	K	PO	A	E	Avg
Feb 24	ARKANSAS STAT	*dh	3	0	0	0	0	0	0	1	0	0	0	0	0	0	0	0	0	0	.000
Totals		1gs	3	0	0	0	0	0	0	1	0	0	0	0	0	0	0	0	0	0	.000

On base pct. .250 • Slugging pct. .000

2026 SCHEDULE / RESULTS |||



FEB.	Opponent	Score	Winning Pitcher	Losing Pitcher	Save	Attendance	Time
13	vs. Oklahoma State ^	W, 12-2 (8)	Gibler (1-0)	Barrett (0-1)		18,387	2:52
14	vs. #10 TCU ^	L, 5-4	James (1-0)	Dietz (0-1)	Franco (1)	22,384	3:00
15	vs. Texas Tech ^	W, 6-5 (11)	Eaves (1-0)	Bevis (0-1)		16,951	3:50
16	vs. Tarleton State #	W, 3-1	McElvain (1-0)	Bass (0-1)	Brissey (1)	1,258	2:39
20	Xavier	W, 5-2	Gaeckle (1-0)	Piech (0-1)	Gibler (1)	10,388	2:24
21	Xavier	W, 7-6	Eaves (2-0)	Poole (0-1)		9,829	2:48
22	Xavier	W, 11-0 (8)	Fisher (1-0)	DeTienne (0-2)		9,054	2:08
24	Arkansas State	L, 12-4	Foss (1-0)	Lee (0-1)	Garrison (1)	9,039	2:43
25	Arkansas State	W, 1-0	Eaves (1-0)	Maloney (0-1)	Coil (1)	9,122	2:40
27	UT Arlington	L, 4-3	Dygert (1-0)	Gaeckle (1-1)	Melville (1)	9,495	2:26
28	UT Arlington	W, 9-0	Dietz (1-1)	Skolfield (0-3)		10,997	2:11
MARCH							
1	UT Arlington	W, 11-1 (7)	Fisher (2-0)	Evans (0-1)		8,897	2:18
3	Oral Roberts	W, 10-2	McElvain (2-0)	Ruthardt (0-1)		8,899	2:57
6	Stetson	W, 7-1	Gaeckle (2-1)	Coppersmith (1-2)		8,901	2:53
7	Stetson	W, 13-1 (7)	Dietz (2-1)	Phillips (1-2)		9,747	2:28
8	Stetson	L, 4-1	Hartman (2-1)	Fisher (2-1)	Lepine (1)	9,047	2:34
9	Stetson	L, 6-4	Ball (1-0)	DeCremer (0-1)	Lepine (2)	8,713	2:53
13	#3 Mississippi State *	W, 5-4	Gibler (2-0)	Miller (1-2)		10,464	2:50
14	#3 Mississippi State [DH-1] *	L, 7-2	Valincius (4-0)	Dietz (2-2)		10,790	2:38
14	#3 Mississippi State [DH-2] *	W, 7-3	McElvain (3-0)	Pitzer (1-1)		9,653	3:26
17	Northern Colorado	W, 13-2 (8)	Kircher (1-0)	Haythorn (0-2)		9,270	3:11
18	Northern Colorado	W, 9-4	Lee (1-1)	Moser (0-2)		9,105	3:03
20	at South Carolina *	W, 22-6 (7)	Gaeckle (3-1)	Gunther (2-1)		6,737	3:04
21	at South Carolina *	W, 3-2 (10)	Gibler (3-0)	Valentin (0-2)		6,822	2:46
22	at South Carolina *	L, 9-4	Stone (3-1)	Fisher (2-2)		6,404	2:58
24	UCA	W, 15-2 (7)	Coil (1-0)	Pannell (0-2)		9,623	2:17
27	Florida *	L, 9-4	Lugo-Canchola (1-0)	Gaeckle (3-2)	Whritenour (3)	9,837	3:12
28	Florida *	L, 7-4	Barberi (3-2)	Eaves (3-1)	Whritenour (4)	9,847	3:11
29	Florida *	L, 7-6	Sandefer (2-1)	Fisher (2-3)	McNeillie (1)	9,460	2:56
31	Missouri State	L, 15-14 (10)	Sutherland (1-0)	Lee (1-2)		6,538	3:46
APRIL							
2	at #18 Auburn *	L, 10-2	Alvarez (5-1)	Gaeckle (3-3)	Cormier (1)	5,753	2:52
3	at #18 Auburn *	W, 3-2	Dietz (3-2)	Johnston (0-1)	McElvain (1)	5,678	2:28
4	at #18 Auburn *	L, 8-3	Petrovic (5-1)	Fisher (2-4)	Sanders (1)	5,503	2:28
7	Little Rock	W, 7-0	Eaves (4-1)	Haley (3-2)		9,517	2:43
10	at #8 Alabama *	W, 7-5	Gaeckle (4-3)	Heiberger (2-1)	Coil (2)	5,075	3:05
11	at #8 Alabama *	W, 15-6	Fisher (3-4)	Mitchell (0-1)		5,249	3:26
12	at #8 Alabama *	W, 3-2	Gaeckle (5-3)	Crowther (2-2)	McElvain (2)	2:37	4,235
14	UAPB @	W, 12-2 (7)	Fisher (4-4)	James (3-3)		2:41	9,191
16	#5 Georgia *	W, 6-3	Dietz (4-2)	Volchko (6-2)	McElvain (3)	2:50	10,320
17	#5 Georgia *	L, 5-3	Aoki (5-0)	Gibler (3-1)	Byrd (4)	3:16	10,593
18	#5 Georgia *	L, 26-14	Scott (6-0)	Fisher (4-5)		4:09	10,784
21	Missouri State	W, 12-4	Coil (2-0)	McNiel (1-1)		3:15	9,716
23	at Missouri *	W, 5-4	Dietz (5-2)	Lawrence (2-1)	McElvain (4)	2:55	1,631
24	at Missouri *	W, 6-0	Gibler (4-1)	Kehlenbrink (3-7)	Eaves (1)	3:01	1,778
25	at Missouri *	L, 6-1	Gonzalez (3-0)	Fisher (4-6)		2:51	1,781
28	Northwestern State	Canceled					
29	Northwestern State	W, 5-2	Eaves (5-1)	Muffoletto (0-1)	McElvain (5)	2:55	9,277
MAY							
1	#17 Ole Miss *	W, 12-2 (7)	Dietz (6-2)	Elliott (4-2)		2:26	10,676
2	#17 Ole Miss *	L, 11-4	Townsend (5-1)	Gibler (4-2)		3:01	10,491
3	#17 Ole Miss *	W, 5-4	McElvain (4-0)	Hooks (3-1)		2:53	9,891
8	#24 Oklahoma *	W, 12-2 (7)	Dietz (7-2)	Mercurius (6-6)		2:16	10,158
9	#24 Oklahoma *	W, 12-8	McGurie (1-0)	Cleveland (2-2)		3:48	10,049
10	#24 Oklahoma *	L, 15-10	Smithburg (1-0)	Fisher (4-7)		3:41	9,773
14	at Kentucky *	L, 4-3	Sams (2-0)	Dietz (7-3)	Jelkin (1)	2:45	3,272
15	at Kentucky *	W, 5-4	McElvain (5-0)	Harris (0-1)		3:57	4,000
16	at Kentucky *	W, 16-12	Coil (3-0)	Hunter (0-1)	DeCremer (1)	3:49	3,963
20	vs. #23 Tennessee \$	W, 8-4	Gibler (5-2)	Blanco (7-4)		2:58	14,461
22	vs. #5 Texas \$	W, 8-1	Gaeckle (6-3)	Howard (0-1)		3:14	13,105
23	vs. #6 Auburn \$	W, 2-1	McElvain (6-0)	Hetzler (4-2)		2:20	14,919
24	vs. #4 Georgia \$	L, 11-1 (7)	Farley (8-1)	McGuire (1-1)		2:33	9,320
29	vs. Missouri State %	W, 9-5	Eaves (6-1)	Lucas (6-6)	McElvain (6)	3:26	2,773
30	at #13 Kansas %	L, 5-3	Ritter (8-2)	Dietz (7-4)	Rahe (11)	2:56	4,042
31	vs. Northeastern %						

* SEC opponent || ^ Shriners Children's College Showdown (Globe Life Field in Arlington, Texas) || # Amegy Bank College Baseball Series (Globe Life Field in Arlington, Texas) || @ Game played at CHI St. Vincent Field at Dickey-Stephens Park in North Little Rock, Ark. || \$ SEC Tournament (Hoover Metropolitan Stadium in Hoover, Ala.) || % NCAA Lawrence Regional (Hoglund Ballpark in Lawrence, Kan.)