



CRIMSON TIDE

BASEBALL

28 NCAA Tournament Appearances » 5 CWS Appearances » 14 SEC Championships » 72 Major League Players

A GAMES 35-37

#8 ALABAMA VS #22 ARKANSAS

APRIL 10-12, 2026 / TUSCALOOSA, ALA.

SEWELL-THOMAS STADIUM (5,867+)

TV: SEC NETWORK+/SEC NETWORK

Fri. & Sun. (Play-By-Play: Chris Stewart, Color: Alan Dunn)
Sat. (Play-By-Play: Derek Jones, Color: Gregg Olson)

RADIO: CRIMSON TIDE SPORTS NETWORK

(Play-By-Play: Roger Hoover, Color: David Kindred)

CRIMSON TIDE

2026 Record 26-8
2026 SEC Record 8-4
Head Coach Rob Vaughn
Record at Alabama (Years) ... 100-50 (3rd)
Career Record (Years) 283-167 (9th)

RAZORBACKS

2026 Record 21-13
2026 SEC Record 5-7
Head Coach Dave Van Horn
Record at Arkansas (Years) ... 954-485 (24th)
Career Record (Years) 1,325-653 (33rd)

INSIDE THE SERIES

Overall: 105th meeting on Friday (Alabama leads, 55-49)
Alabama's Record: *At Home:* 29-18 | *In Fayetteville:* 20-28 | *Neutral Sites:* 6-3
Current Streak: Alabama, Won 2
Last Meeting: April 12-14, 2024 - Tuscaloosa (Alabama, 2-1 || L, 3-5 / W, 4-3 / W, 5-0)
Series Notes: Alabama and Arkansas will share the diamond for the first time since 2024 when the Crimson Tide claimed two of three games over the then top-ranked Razorbacks.

PROBABLE STARTING PITCHING MATCHUPS

FRIDAY	W-L	ERA	G/GS	IP	H	R	ER	BB	SO
UA - Tyler Fay (R-Jr., RHP)	6-2	4.07	8/8	48.2	32	23	22	12	59
ARK - Hunter Dietz (R-So, LHP)	3-2	3.70	8/8	41.1	34	21	17	14	69
SATURDAY	W-L	ERA	G/GS	IP	H	R	ER	BB	SO
UA - Zane Adams (Jr., LHP)	4-2	4.07	8/8	42.0	41	20	19	11	48
ARK - Cole Gibler (So., LHP)	3-0	2.57	9/0	28.0	19	9	8	9	28
SUNDAY	W-L	ERA	G/GS	IP	H	R	ER	BB	SO
UA - Myles Upchurch (Fr., RHP)	4-2	3.60	8/8	30.0	21	12	12	24	40
ARK - TBA	---	---	---	---	---	---	---	---	---

2026 SCHEDULE

Opponent	TV	Time (CT)/Result
FEBRUARY (9-2)		
13 WASHINGTON STATE	SEC Network+	L, 4-8
14 WASHINGTON STATE	SEC Network+	W, 8-1
14 WASHINGTON STATE	SEC Network+	W, 11-1 (7)
17 at Samford	ESPN+	W, 3-2
18 ALABAMA STATE	SEC Network+	W, 2-1
20 RHODE ISLAND	SEC Network+	W, 19-4 (7)
21 RHODE ISLAND	SEC Network+	W, 8-5
21 RHODE ISLAND	SEC Network+	W, 11-1 (7)
24 at #12 Southern Miss	ESPN+	L, 14-4 (8)
27 vs. Iowa ¹	D1Baseball.com	W, 12-2
28 vs. #19 Oregon State ¹	D1Baseball.com	W, 8-7

Opponent	TV	Time (CT)/Result
MARCH (14-5)		
1 vs. Houston ¹	D1Baseball.com	L, 2-8
3 JACKSONVILLE STATE	SEC Network+	W, 6-5
4 at Alabama State	SWAC TV	W, 13-4
6 NORTH FLORIDA	SEC Network+	W, 7-2
7 NORTH FLORIDA	SEC Network+	W, 9-3
8 NORTH FLORIDA	SEC Network+	W, 12-2 (7)
10 TROY	SEC Network+	W, 7-3
13 at #21 Kentucky*	SEC Network+	L, 4-7
14 at #21 Kentucky*	SEC Network+	L, 7-8
15 at #21 Kentucky*	SEC Network+	L, 4-6
17 at South Alabama	ESPN+	L, 3-6
20 #18 FLORIDA*	SEC Network+	W, 6-0
21 #18 FLORIDA*	SEC Network+	W, 8-4
22 #18 FLORIDA*	SEC Network+	W, 14-7
24 vs. Austin Peay ²	SEC Network+	W, 6-2
27 #5 AUBURN*	SEC Network+	W, 11-1 (8)
28 #5 AUBURN*	SEC Network+	W, 3-2
29 #5 AUBURN*	SEC Network+	W, 3-1
31 at Jacksonville State	ESPN+	W, 4-3

Opponent	TV	Time (CT)/Result
APRIL (3-1)		
2 at #11 Oklahoma*	SEC Network+	W, 10-7
3 at #11 Oklahoma*	SEC Network+	L, 2-4
4 at #11 Oklahoma*	SEC Network+	W, 3-2
7 SAMFORD	SEC Network+	W, 16-2 (7)
10 #22 ARKANSAS*	SEC Network+	6 p.m.
11 #22 ARKANSAS*	SEC Network+	4 p.m.
12 #22 ARKANSAS*	SEC Network+	1 p.m.
14 at UAB ³	ESPN+	6 p.m.
17 at Texas*	SEC Network+	6:30 p.m.
18 at Texas*	SEC Network+	2 p.m.
19 at Texas*	SEC Network+	1 p.m.
21 UAB	SEC Network+	6 p.m.
23 at Tennessee*	ESPN2	6 p.m.
24 at Tennessee*	SEC Network+	5:30 p.m.
25 at Tennessee*	SEC Network+	12 p.m.
30 VANDERBILT*	ESPNU	6 p.m.

Opponent	TV	Time (CT)/Result
MAY		
1 VANDERBILT*	SEC Network+	6 p.m.
2 VANDERBILT*	SEC Network+	1 p.m.
5 at Troy	ESPN+	6 p.m.
8 at South Carolina*	SEC Network	4:30 p.m.
9 at South Carolina*	SEC Network	12 p.m.
10 at South Carolina*	SEC Network+	12:30 p.m.
14 OLE MISS*	SEC Network+	6 p.m.
15 OLE MISS*	SEC Network+	6 p.m.
16 OLE MISS*	SEC Network+	1 p.m.
19-24 SEC Tournament ⁴	SEC Network/ESPN2	

* Southeastern Conference game
BOLD indicates home game

- (1) - Riders Field (Frisco, Texas)
- (2) - Toyota Field (Huntsville, Ala.)
- (3) - Regions Field (Birmingham, Ala.)
- (4) - SEC Baseball Tournament - Hoover Metropolitan Stadium (Hoover, Ala.)

SOCIAL MEDIA:



Follow us on X/Twitter and Instagram @AlabamaBSB



Like us on Facebook at AlabamaBSB

Follow ALABAMA BASEBALL on the social media sites listed for up-to-date news, exclusive content and more.

ALABAMA

2026 STATS

270
7.3
8.6
59
5
46
231
188/295
65-72
289.1
3.61
3.9
7.1
115/300
.965
42
25

Season

Average
Runs / Game
Hits / Game
Doubles
Triples
Home Runs
Runs Batted In
Walks / Strikeouts
Stolen Bases
Innings Pitched
ERA
Runs Allowed / Game
Hits Allowed / Game
Walks / Strikeouts
Fielding Percentage
Errors
Double Plays

ARKANSAS

2026 STATS

.271
6.8
9.0
65
3
50
213
170/324
43-51
294.0
4.10
4.4
7.7
107/346
.977
28
25

ALABAMA

2026 STATS

Fowler/Neal	.357
Lebron	38
Fowler	45
Neal	9
Five Players	1
Lebron	11
Neal/Torres	34
Fowler	24
Lebron	25
Fowler	.478
Neal	.616
Fay	48.2
Heiberger	12
Crowther	2.12
Fay	6
Banks	5
Fay	59

Season

Average
Runs
Hits
Doubles
Triples
Home Runs
Runs Batted In
Walks
Stolen Bases
On-Base %
Slugging %
Innings Pitched
Appearances
ERA (reliever)
Wins
Saves
Strikeouts

ARKANSAS

2026 STATS

.355	Rutenbar
32	Helfrick/Kozeal
39	Kozeal
10	Robinett
1	Three Players
12	Helfrick
37	Kozeal
34	Helfrick
8	Ruiz
.474	Rutenbar
.661	Helfrick
41.1	Dietz
14	Eaves
0.55	McElvain
4	McGuire
1	Four Players
69	Dietz

ABOUT ARKANSAS

- Alabama and Arkansas will meet for the 105th time when the two clubs share the diamond at Sewell-Thomas Stadium on Tuesday. The Crimson Tide owns the historical edge, managing a 55-49 overall record over the Razorbacks, including a 29-18 mark in Tuscaloosa.
- The two teams last met for a three-game series in 2024, with the Tide dropping the opening game 5-3 before rebounding to take the final two contests by winning scores of 4-3 in 10 innings and a 5-0 shutout in the finale to claim the series over the then-No. 1 Razorbacks.
- Dave Van Horn entered his 24th season leading Arkansas in 2026 and has elevated Arkansas into one of the nation's premier programs. Van Horn, the second-winningest coach in Arkansas baseball history, has led the Razorbacks to eight College World Series appearances, including a runner-up finish (2018) and five top-five finishes (2009, 2012, 2018, 2022, 2025), 21 NCAA Tournament berths, three SEC overall titles (2004, 2021, 2023), eight SEC Western Division championships, and one SEC Tournament title (2021). Van Horn is joined on staff by Matt Hobbs, Nate Thompson and Bobby Wernes.
- In 2025, Arkansas finished 50-15 overall, including a 20-10 mark in SEC play, securing the No. 2 seed in the 2025 SEC Tournament. The Razorbacks were topped in their lone contest in Hoover, falling 5-2 to No. 7 seed Ole Miss.
- The Razorbacks did eventually reach the 2025 College World Series, sweeping the NCAA Fayetteville Regional as hosts before winning consecutive games over Tennessee in the NCAA Fayetteville Super Regional. Arkansas reached the semifinals of the 2025 College World Series, though were eliminated 6-5 by eventual national champion LSU.

ALABAMA IN THE POLLS

	BA	D1	NCBWA	PG	USA Today
Preseason	--	--	--	--	--
Feb. 16	--	--	--	--	--
Feb. 23	--	--	--	--	--
March 2	--	--	--	--	--
March 9	--	--	--	--	--
March 16	--	--	--	--	--
March 23	22	--	25	--	23
March 30	10	16	17	15	16
April 6	8	8	9	7	9
April 13					
April 20					
April 21					
April 28					
May 4					
May 11					
May 25					
FINAL					

2026 SEC STANDINGS

SCHOOL	SEC	OVERALL
Georgia	10-2	28-6
Texas	9-3	27-5
ALABAMA	8-4	26-8
Mississippi State	7-5	26-7
Texas A&M	7-5	25-7
Florida	7-5	25-9
Kentucky	6-6	24-8
Auburn	6-6	22-10
LSU	6-6	22-12
Vanderbilt	6-6	20-14
Oklahoma	5-7	22-10
Ole Miss	5-7	23-11
Arkansas	5-7	21-13
Tennessee	4-8	21-12
Missouri	3-9	20-14
South Carolina	2-10	15-19

CRIMSON TIDE ON THE RADIO

ARAB	WAFN-HD2 92.7-2
BIRMINGHAM	WENN-FM 100.1 WENN-AM 1320 WBHJ-HD2 95.7-2
BREWTON	WKNU-FM 106.3
DECATUR	WAFN-AM 1310
FLORENCE	WYKT-FM 93.9
GADSDEN	WAAX-FM 101.9 WAAX-AM 570
HATTIESBURG (Miss.)	WFOR-FM 92.7 WFOR-AM 1400
HUNTSVILLE	WZZN-FM 97.7
JASPER	WJLX-FM 101.5 WJLX-AM 1240
LINDEN/DEMOPOLIS	WINL-FM 98.5
MONROEVILLE	WMFC-FM 99.3
MONTGOMERY	WLWI-FM 106.3 WLWI-AM 1440
PENSACOLA (Fla.)	WPNN-FM 103.7 WPNN-AM 790
PRICEVILLE	WAFN-FM 104.9
SELMA	WDXX-FM 100.1
SYLACAUGA	WFEB-FM 100.9 WFEB-AM 1340
TALLASSEE	WTLS-FM 94.7 WTLS-FM 106.9 WTLS-AM 1300
TUSCALOOSA	WTUG-FM 100.9 WTUG-HD2 92.9-2
VERNON	WJEC-FM 106.5

QUICK FACTS

UNIVERSITY

Location Tuscaloosa, Ala.
Founded April 12, 1831
Enrollment 42,360
Conference Southeastern
Colors Crimson and White
Nickname Crimson Tide
President Dr. Peter Mohler
Director of Athletics Greg Byrne

FACULTY ATHLETICS

Representative Dr. James King
Sport Administrator Jessica Paré
Venue (Capacity) Sewell-Thomas Stadium (5,867+)

COACHING STAFF

Head Coach Rob Vaughn
Alma Mater Kansas State, 2009
Record at Alabama 100-50 (Third Season)
Overall Record 283-167 (Ninth Season)
Assoc. Head Coach Jason Jackson (Ninth Season)
Assistant Coach Mike Morrison (Third Season)
Assistant Coach Anthony Papio (Third Season)
Director of Operations Jenny Sanders
Strength and Conditioning Brett Price
Athletic Trainer Sean Stryker

TEAM INFORMATION

2025 Record 41-18
2025 SEC Record/Finish 16-14/9th Overall
2025 H/A/N Record 25-7/11-9/5-2
Letterwinners Returning 21
Starting Position Players Returning 4
Pitchers Returning 13

PROGRAM HISTORY

All-Time Record 2,862-1,781-25 (.615)
SEC Record 1,041-923-5 (.529)
SEC Tournament Record 56-51 (.524)
SEC Championships 14
SEC Divisional Championships 11
NCAA Tournament Appearances 28
CWS Appearances 5

ATHLETICS COMMUNICATIONS

Baseball Contact Nick Cicere
Office (205) 348-6084
Cell (719) 330-1001
E-mail ncicere@ia.ua.edu
Fax (205) 348-8841
Website www.RollTide.com
Mailing Address 1201 Coliseum Drive
 Room 170
 Tuscaloosa, AL 35487

HOW TO FOLLOW ALABAMA BASEBALL

Get all the latest information on the team by following @AlabamaBSB on X/Twitter and Instagram and on Facebook at Alabama Baseball. General athletic news can be found at UA_Athletics on X/Twitter and Instagram and AlabamaAthletics on Facebook.

MIDWEEK RECAP: SAMFORD

- Alabama baseball saw its bats 13 total hits, including six for extra bases, as the Crimson Tide cruised to a 16-2 win over Samford at Sewell-Thomas Stadium on Tuesday. The game was made official after seven innings due to the 10-run mercy rule. Not only did Alabama produce its 18th consecutive home win, the longest such streak in the country, but head coach Rob Vaughn also recorded his 100th win as the head coach of the Crimson Tide.
- Eric Hines was the star of the night, as the freshman finished 3-for-3 with a home run, three RBI, a hit-by-pitch and three runs scored. Hines' two-run home run in the 6th was his first-career home run at Sewell-Thomas Stadium. Luke Vaughn also drove in three runs, having been responsible for a three-run home run in the 3rd. Vaughn eventually finished a 1-for-1, closing with two walks and two runs scored.
- Chase Kroberger, in just his second start as a rookie, clubbed his first collegiate home run in the 3rd, following Vaughn with a solo blast. Kroberger was 1-for-2 with two RBI, two walks, two runs scored and a stolen base. Jason Torres posted a 3-for-4 night, collecting a triple and two RBI to go with two runs scored, while Justin Lebron was 2-for-5 with an RBI and two runs scored. Bryce Fowler managed a 1-for-4 night with a double and one RBI, with Peyton Steele, who pinch-hit for Fowler in the 6th, lining a two-run double in his lone plate appearance.
- JT Blackwood (1-1) gave Alabama exactly what it needed in his fifth midweek start, surrendering just two runs on six hits over 4.2 innings. Blackwood did not allow a walk while picking up three strikeouts. Connor Lehman was called upon in the 5th, totaling 1.1 innings of shutout ball, limiting the Bulldogs to just one walk. Anthony Pesci finished out the win for the Tide, working around a walk while punching out two in a scoreless 7th.

WEEKEND RECAP: OKLAHOMA

- Over the weekend, Alabama baseball earned its third consecutive Southeastern Conference series win, taking two of three games on the road at then-No. 11 Oklahoma. The series win stands as the Tide's first road series win in conference play this season and was Alabama's first series win in Norman in program history.

OKLAHOMA (THURSDAY)

- Alabama baseball exploded for eight runs in the 2nd, which proved to be just enough, as the Crimson Tide held off a late Oklahoma charge in a 10-7 win at Kimrey Family Stadium on April 2. The win stood as Alabama's ninth consecutive win and its seventh straight Southeastern Conference victory, marking the Tide's first seven-game conference winning streak since 1997.
- The Alabama lineup tallied all 10 of its runs in its first two trips at the plate, highlighted by Bryce Fowler, who finished 2-for-4 with two home runs and four RBI. Fowler launched the first pitch of the contest beyond the left field fence before slamming a three-run home run in the 2nd. Brady Neal continued his torrid pace, finishing a perfect 4-for-4, falling a home run short of the cycle. Neal also provided one RBI and a walk as well as robbing a would-be three-run home run in the 6th. Jason Torres and Justin Osterhouse homered in the extended 2nd inning, with both men slugging respective two-run home runs to mark their lone hits. John Lemm put together a 2-for-5 night, including a double and an RBI single.
- Tyler Fay (6-2) was mostly effective throughout his 6.0 solid innings, allowing six hits and four runs to go with one walk and seven strikeouts. Fay surrendered a run in the 1st, though proceeded to retire 11 consecutive hitters from the opening inning into the 5th. Fay saw two home runs lead to three runs in the 5th, though the veteran right-hander managed to escape out of a scoreless 6th, thanks to Neal's home run robbery.
- Sam Mitchell gave Alabama a sturdy effort out of the bullpen, tossing 2.0 scoreless frames before running into trouble in the 9th. One out away from a three-inning save, Mitchell surrendered a two-run triple, forcing Matthew Heiberger into the game. The lefty took care of business, striking out his lone batter to earn his second save of the season and finalize the win.

OKLAHOMA (FRIDAY)

- Alabama baseball was stymied by Oklahoma, as the Crimson Tide was defeated 4-2 at Kimrey Family Stadium on April 3. The loss snapped Alabama's nine-game winning streak and seven-game conference winning streak.
- Zane Adams (4-2) suffered his second loss of the season, though he gave the Tide a solid effort. Adams was responsible for four runs on six hits and three walks, mixing in seven strikeouts over his 5.0 innings. Austin Morris was brilliant out of the bullpen, tossing 2.0 scoreless innings, including four strikeouts. Luke Smyers scattered a hit in his lone scoreless frame in the 8th.
- Oklahoma starter Cameron Johnson was tough to maneuver across the southpaw's 6.1 innings, limiting the Tide to eight singles and two runs. One day after producing his first multi-homer game, Bryce Fowler closed 3-for-4 with an RBI. Jason Torres also managed multiple hits, going 2-for-4. Justin Lebron was 1-for-4, scoring a run on a wild pitch, with Brady Neal, and Luke Vaughn also providing base-hits.

OKLAHOMA (SATURDAY)

- Alabama baseball leaned on an outstanding effort from its stable of arms, as the Crimson Tide took down Oklahoma by a score of 3-2 on April 4 at Kimrey Family Stadium. The victory secured the series win for Alabama, marking the Tide's first league road series win of 2026.
- The Tide pitching staff was brilliant on Saturday, first started by Myles Upchurch, who made his eighth start of the spring. Upchurch (4-2) fought through his command in the road environment, issuing five walks over 3.0 innings, but the freshman held the Sooners to just one run and three hits while picking up two strikeouts. Ashton Crowther was vastly important to the win, posting 3.2 innings of one-run ball out of the bullpen. The southpaw surrendered four hits and only one earned run over his 11 outs, striking out three. Matthew Heiberger stranded the tying run on base in the 7th, striking out the only man he faced in the inning. In the 8th, the left-hander worked around a walk, again ending the frame with a punchout. Hagan Banks made quick work of the Sooners in the final inning, notching his fifth save after setting OU down in order to finalize the victory.
- Alabama managed only five hits and three runs, as the Tide plated all three of its runs in its initial turn at the plate. Bryce Fowler was 2-for-5, scoring a run in the 1st following a wild pitch. Justin Lebron's lone hit, a single in the 1st, later resulted in him crossing the plate caused by a passed ball. Eric Hines was 1-for-3 in the designated hitter spot, as his flyball into right-center forced in a run after Oklahoma's Jason Walk mishandled the ball in center. John Lemm was responsible for a hit, finishing 1-for-4.

HOME IS WHERE THE HEART IS

- Alabama enters Tuesday having won 18 consecutive games at Sewell-Thomas Stadium, the longest active home winning streak in Division I.
- In that span, the Tide has outscored its opponents 161-45, with Alabama owning a team .310 average (171-552) in addition to a lowly 2.37 team ERA (40 ER/152.0 IP)
- The 18-game home winning streak includes six wins over top-25 teams (3 vs. Florida, 3 vs. Auburn)
- Alabama's 18-game home winning streak is its longest such streak since winning 24 consecutive home games in 2002.

IRON BOWL OF BASEBALL

- After claiming all three games against then-No. 5 Auburn from March 27-29, Alabama secured its first series sweep of Auburn since 2017.
- In addition to earning its first series sweep of the Tigers since 2017, the Crimson Tide also produced its first sweep of Auburn in Tuscaloosa since 2012.

MADE IT OUT THE SWAMP

- Alabama's three-game sweep of then-No. 18 Florida is not only the Tide's first series win over the Gators since 2008, but UA had not swept UF in a three-game set since 2002.
- The Crimson Tide's perfect 3-0 weekend also stands as Alabama's first series sweep of a ranked Florida team since 1995.

NO-HIT HISTORY

- Tyler Fay produced just the ninth no-hitter in Alabama program history on March 20 against then-No. 18 Florida, becoming the first Tide pitcher since Eddie Owcar in 1942 to record an individual nine-inning no-hitter.
- Fay is the fourth pitcher in Crimson Tide history responsible for an individual nine-inning no-hitter, joining Owcar (1942), Merritt Wilke (1917) and Melford Pratt (1913).
- Fay is also just the sixth Alabama pitcher in program history to record an individual no-hitter, and is the first since Vince Barrantine no-hit Auburn over 7.0 innings on March 22, 1981.
- Fay is responsible for the first no-hitter by a Southeastern Conference pitcher since Arkansas' Gage Wood no-hit Murray State in an elimination game in the 2025 Men's College World Series on June 16.
- Fay is also the first SEC pitcher to manage a no-hitter in a regular season game since Jack Leiter of Vanderbilt didn't allow a hit against South Carolina on March 20, 2021.
- The Nebraskan also stands as the first pitcher since Tom McMillan of Jacksonville (7.0 IP) on June 1, 1963, to produce a no-hitter against the Gators.
- After completing 9.0 no-hit innings, Fay became the first Alabama arm since Dylan Smith against Rider on June 5, 2021, to throw a nine-inning complete game.
- The redshirt junior is also the first Tide pitcher to record a complete game shutout since Greg Farone at Ole Miss on April 25, 2024.

NATIONAL HONORS FOR FAY FOLLOWING NO-HITTER

- Tyler Fay was awarded numerous national accolades after no-hitting then-No. 18 Florida on March 20, including being named the Golden Spikes x D1Baseball Player of the Week, USA Baseball announced March 23.
- Later in the week, Fay was named Perfect Game USA's Pitcher of the Week, College Baseball Foundation Pitcher of the Week, and NCBWA National Pitcher of the Week.
- Fay was also added to Baseball America's Week 6 National Team of the Week for his record-breaking evening at Sewell-Thomas Stadium.

FAY, NEAL EARN WEEKLY SEC HONORS FOLLOWING SWEEP OF GATORS

- Alabama baseball's Tyler Fay was the named the Southeastern Conference Pitcher of the Week, while Brady Neal was awarded the conference's Player of the Week honor, the league office announced March 23.
- The distinctions stand as the first weekly honors for Alabama this season and both weekly honors for Fay and Neal represent the first such accolades of their respective collegiate careers.

HOW BIG IS THE JOE?

320' to left field
360' to the alleys
390' to center field
320' to right field

SEWELL-THOMAS SELLOUT TRACKER

(NO) DATE	ATTENDANCE	OPPONENT
1. February 19, 2016*	5,867	Maryland
2. February 20, 2016	6,449	Maryland
3. March 25, 2016	5,867	Tennessee
4. April 15, 2016	5,950	Ole Miss
5. April 16, 2016	6,385	Ole Miss
6. April 17, 2016	6,354	Ole Miss
7. April 30, 2016	6,644	Mississippi State (DH)
8. May 7, 2016	6,324	Auburn
9. May 8, 2016	5,991	Auburn
10. March 3, 2017	5,867	ULM
11. April 29, 2017	4,918	LSU
12. April 20, 2018*	5,593	Auburn
13. April 21, 2018	6,051	Auburn (DH)
14. May 5, 2018	4,631	Mississippi State
15. May 6, 2018	4,637	Mississippi State
16. February 20, 2021^	1,764	McNeese
17. February 21, 2021^	1,764	McNeese
18. February 27, 2021^	1,764	Wright State (DH)
19. March 9, 2021^	1,764	South Alabama
20. March 10, 2021^	1,764	Jacksonville State
21. March 12, 2021^	1,764	Stetson
21. March 13, 2021^	1,764	Stetson
22. March 14, 2021^	1,764	Stetson
23. March 23, 2021^	1,764	Southern Miss
24. March 26, 2021^	1,764	Ole Miss (DH)
25. March 27, 2021^	1,764	Ole Miss
26. April 2, 2021^	1,764	Tennessee
27. April 3, 2021^	1,764	Tennessee
28. April 4, 2021^	1,764	Tennessee
29. April 7, 2021^	1,764	ULM
30. April 13, 2021^	1,764	Samford
31. April 16, 2021^	2,630	Auburn
32. April 17, 2021^	2,630	Auburn
33. May 21, 2021^	2,630	Mississippi State
34. May 22, 2021^	2,630	Mississippi State
35. April 14, 2023	5,800	Auburn
36. April 15, 2023	5,800	Auburn
37. April 16, 2023	5,800	Auburn
38. May 6, 2023	5,800	Vanderbilt
39. June 2, 2023	5,800	vs. Nicholls
40. June 3, 2023	5,800	vs. Troy
41. June 4, 2023	5,800	vs. Boston College
42. April 13, 2024	5,800	Arkansas
43. May 10, 2024	5,800	LSU
44. May 11, 2024	5,800	LSU
45. March 21, 2025	5,800	Tennessee
46. March 22, 2025	5,800	Tennessee
47. April 12, 2025	5,800	Mississippi State
48. March 28, 2026	5,800	Auburn
49. March 29, 2026	5,800	Auburn

* - postgame fireworks show | ^ - limited capacity due to social distancing

THE REAL NEAL

- Brady Neal has provided a consistent presence in the middle of the Alabama lineup through 34 games.
- Neal is tied for the team lead in average with a .357 mark (40-for-112) and shares the team high in RBI (34), while leading the Tide in doubles (9), slugging percentage (.633) and sacrifice flies (4).
- The senior backstop played a crucial role in Alabama's three-game sweep of then-No. 18 Florida in Tuscaloosa from March 20-22, posting a .583 average (7-12) with one double, one home run, 11 RBI, 11 total bases, three walks and one stolen base in the three-game series, later being named SEC Player of the Week.
- Neal was responsible for a career-high seven RBI on March 22 against the Gators and now owns two of the Tide's three grand slams this season.
- Neal enters Friday having reached base in each of his last 25 games.

LEBRON LEADS THE TIDE

- Justin Lebron has maintained his threatening form at the plate, owning a team-leading 11 home runs while contributing a .267 average (35-for-131). Lebron also leads all Tide players in total bases (73), stolen bases (25), and runs scored (38).
- Entering Friday, Lebron is one of only 14 SEC players with at least 11 home runs, tying for 39th in the country.
- Lebron has made his presence known on the basepaths, already stealing 25 bases in as many attempts, including a career-high tying three steals on Feb. 17 at Samford.
- Heading into Friday, Lebron's 25 steals are tied for fifth in the nation and lead all SEC players. Lebron is one of only two players this season with at least 25 stolen bases that has yet to be caught (CJ Egrie of Holy Cross, 30 steals).
- As of April 10, Lebron is the only player in Division I with at least 11 home runs and 25 stolen bases.
- Lebron owns 41 career home runs entering the weekend series, standing as eighth all-time at The Capstone.
- The Florida native is just the ninth player in Crimson Tide history to slug at least 40 career home runs.
- The junior shortstop was named Tournament MVP of the 2026 Frisco Classic, posting a .462 average (6-for-13) with two doubles, two home runs, seven RBI, one walk and one HBP with a stolen base.

LEBRON NAMED TO GOLDEN SPIKES MIDSEASON WATCH LIST

- Alabama shortstop Justin Lebron was selected to the 2026 Golden Spikes Award Midseason Watch List, USA Baseball announced on April 2.
- Lebron is one of 45 amateur players on the midseason watch list for the Golden Spikes, an award given annually to the top player from college and high school baseball.
- The Golden Spikes Award Advisory Board will continue maintaining a rolling list of athletes throughout the season, allowing players to play themselves into consideration for the award before the announcement of the semifinalists on May 14. Following the 25-player semifinalist announcement, the three finalists for the 2026 Golden Spikes Awards will be revealed on June 10 before the winner is named on June 29.
- Dave Magadan is Alabama's lone winner of the Golden Spikes Award, taking home the hardware following his record-setting 1983 season.

LEBRON NAMED TO BOBBY BRAGAN WATCH LIST

- Justin Lebron was named to the Bobby Bragan Collegiate Slugger Award Watch List, the Bobby Bragan Youth Foundation announced on Feb. 27.
- Lebron is among 45 players named to the sixth-annual award's watch list, an honor based on performance at the plate, academics, and personal integrity.
- The winner of the BBNSCA will be announced in June and honored at a gala in the fall at the Fort Worth Club in Fort Worth, Texas.
- No Alabama player has received the Bobby Bragan Award since its inception in 2017.

FOWLER IN BLOOM

- After manning right field everyday for the Tide in 2025, Bryce Fowler has taken over center field and succeeded as Alabama's leadoff man in 2026.
- In 33 games, Fowler owns the team high in hits (45) and on-base percentage (.478), while sharing the team lead in average (.357) and walks (24).
- A do-it-all player, Fowler is second on the Tide in doubles (8) and stolen bases (14).
- Entering Friday, Fowler has reached base in 28 consecutive games, the longest active streak among Tide players.
- The veteran outfielder produced his first multi-homer game in an Alabama uniform against then-No. 11 Oklahoma on April 2, lifting a first-pitch, leadoff home run to start the game before a three-run home run in the 2nd, collecting four RBI in the 10-7 win.
- Fowler led the Tide with a .455 average (5-for-11) in three games against then-No. 5 Auburn, adding a double, a home run, two RBI, nine total bases, three walks and three runs scored with an .818 slugging percentage.
- The Alabama center fielder finished 2-for-4 with a walk in game two against the Tigers, producing the walk-off double in the 9th to help the Tide secure the series win and eventually the series sweep of then-No. 5 Auburn.

WEEKEND ROTATION

- Over its first eight weekends, Alabama has kept intact the starting trio of Tyler Fay, Zane Adams and Myles Upchurch.
- The three have amassed a 3.71 ERA (53 ER/120.2 IP), including a 10.9 K/9 mark (147 K/120.2 IP).
- The Alabama weekend rotation has also produced a 3.1 K/BB ratio (147 K/47 BB).
- Among the Tide's starting pitchers, Fay leads the group with 59 strikeouts and a .185 opponent batting average.
- Fay's 59 strikeouts are tied for 35th in the country and are tied for seventh in the SEC.
- Fay also leads the starting staff in WHIP (0.90) and batting average on balls in play (.226).
- Adams has walked only 11 batters across his first 42.0 innings of 2026, and is tied with Fay for the lead among the starting staff with a lowly 6.2 walk percentage (11 BB/178 BF).
- Upchurch is one of only 15 freshmen so far in 2026 to toe the rubber for each of his eight available starts this season, and is one of only two freshmen starters (Luke Howe, Long Beach State) to win four of his first eight starts.

2026 HOME RUN TRACKER [46 HRs]

PLAYER (NO.)	INN	COUNT	RBI	LOC	OPP. (DATE)
Lebron (1)	9th	1-0	2	RF	Wash. State (2/13)
Vaughn (1)	4th	1-0	2	LCF	Wash. State (2/14)
Holt (1)	3rd	1-2	1	RF	Wash. State (2/14)
Lebron (2)	5th	0-0	1	LF	Wash. State (2/14)
Steele (1)	8th	0-0	2	RCF	at Samford (2/17)
Lebron (3)	1st	1-0	2	CF	Rhode Island (2/20)
Osterhouse (1)	2nd	0-0	2	RF	Rhode Island (2/20)
Neal (1)	3rd	2-0	1	CF	Rhode Island (2/20)
Lebron (4)	5th	1-1	3	LCF	Rhode Island (2/20)
Vaughn (2)	4th	0-0	2	LF	Rhode Island (2/21)
Lemm (1)	7th	1-1	1	CF	Rhode Island (2/21)
Lebron (5)	1st	1-1	1	LF	Rhode Island (2/21)
Torres (1)	5th	3-2	1	CF	Rhode Island (2/21)
Vaughn (3)	4th	1-1	2	LF	at Southern Miss (2/24)
Vaughn (4)	1st	0-2	3	LF	vs. Iowa (2/27)
Fowler (1)	3rd	2-1	1	RF	vs. Iowa (2/27)
Lebron (6)	9th	1-0	4	LF	vs. Iowa (2/27)
Neal (2)	3rd	2-2	1	LF	vs. Oregon St. (2/28)
Torres (2)	3rd	1-1	1	LF	vs. Oregon St. (2/28)
Hines (1)	4th	0-0	1	LF	vs. Oregon St. (2/28)
Lebron (7)	8th	1-0	1	LCF	vs. Houston (3/1)
Neal (3)	1st	2-0	2	RCF	vs. Jax State (3/3)
Lebron (8)	4th	1-2	1	LF	at Alabama State (3/4)
Osterhouse (2)	7th	3-2	2	RF	vs. North Florida (3/6)
Neal (4)	4th	0-0	4	LF	vs. North Florida (3/8)
Fowler (2)	6th	3-1	2	LCF	vs. North Florida (3/8)
Torres (3)	2nd	0-0	1	LF	vs. Troy (3/10)
Lebron (9)	1st	2-2	1	LCF	at Kentucky (3/13)
Lemm (2)	6th	3-2	3	RF	at Kentucky (3/13)
Lemm (3)	3rd	1-1	1	RF	at Kentucky (3/14)
Lebron (10)	7th	3-2	2	LF	vs. Florida (3/21)
Lebron (11)	5th	1-1	2	LF	vs. Florida (3/22)
Plattner (1)	6th	3-2	2	LF	vs. Florida (3/22)
Neal (5)	6th	0-0	4	LF	vs. Florida (3/22)
Vaughn (5)	2nd	1-1	2	LF	vs. Auburn (3/27)
Fowler (3)	5th	3-2	1	RF	vs. Auburn (3/27)
Lemm (4)	7th	3-2	2	RCF	vs. Auburn (3/27)
Lemm (5)	2nd	2-2	2	RF	at Jax State (3/31)
Neal (6)	9th	2-2	1	CF	at Jax State (3/31)
Fowler (4)	1st	0-0	1	LF	at Oklahoma (4/2)
Fowler (5)	2nd	1-0	3	RF	at Oklahoma (4/2)
Torres (4)	2nd	0-0	2	LCF	at Oklahoma (4/2)
Osterhouse (3)	2nd	3-0	2	LF	at Oklahoma (4/2)
Vaughn (6)	3rd	1-1	3	LCF	vs. Samford (4/7)
Kroberger (1)	3rd	2-2	1	LF	vs. Samford (4/7)
Hines (2)	6th	1-0	2	RCF	vs. Samford (4/7)

BY INNING

1st	6
2nd	8
3rd	8
4th	6
5th	4
6th	6
7th	4
8th	2
9th	3
Extras	0

BY COUNT

0-0	10
0-1	0
0-2	1
1-0	7
1-1	9
1-2	3
2-0	2
2-1	1
2-2	4
3-0	1
3-1	1
3-2	7

BY RBI

1	19
2	19
3	5
4	3

UPCHURCH NAMED PERFECT GAME CO-FRESHMAN OF THE WEEK

- Myles Upchurch was named Perfect Game USA's Co-Freshman of the Week, the organization announced March 10.
- Upchurch was honored by Perfect Game following his dominant outing against North Florida on March 8. The freshman struck out a career-best 11 hitters across a career-high 6.0 innings on Sunday, helping Alabama to a series sweep of the Ospreys.
- Upchurch's 11 strikeouts were tied for the most by a Crimson Tide hurler so far this season.

SOUVENIR CITY

- After hitting 94 home runs a season ago, Alabama has once again flashed its power early on this spring.
- Led by Justin Lebron's 11 homers, the Tide has connected on 46 home runs through 34 games, tied for 43rd in the nation and 10th in the SEC.
- 12 different players have already produced at least one home run thus far, with Alabama having homered at least once in 24 of its 34 games.
- The Tide is 7-4 when homering once in a game and is 12-1 when producing at least two home runs. Conversely, Alabama is 7-3 in games when it doesn't record a home run.

SCRAPPY ELEPHANTS

- Alabama has succeeded in manufacturing runs through 34 contests.
- In 34 games, the Tide has drawn 188 walks, tied for 23rd in the country and seventh in the SEC.
- UA has also done well to take advantage of scoring chances, with the Tide's 17 sacrifice flies ranking 53rd in the nation and fourth among SEC teams.
- Alabama's 66 hit-by-pitch are also near the nation's lead, with the Tide placing 24th nationally in the category and fourth in the SEC.

HIGHWAY ROBBERY

- The Crimson Tide has made it a point to be active on the basepaths, already producing 65 steals in 72 chances (90.2 percent).
- UA's 65 stolen bases are tied for 44th in the country and are third-most in the SEC.
- Alabama has stolen at least one base in 26 of its first 34 games, highlighted by notching nine steals as a team at Alabama State on March 4.
- The Tide's nine stolen bases tied the mark for the most in a single game in program history and was its first nine-steal game since 2002 against Mississippi Valley State.
- For comparison, the Tide is averaging 1.9 stolen bases per game in 2026 after stealing only 52 bases in 59 games in 2025, a 0.88 steals per game rate.

PITCHING WINS

- The Crimson Tide pitching staff has been a primary factor in the Tide's early season success thus far.
- Guided by associate head coach Jason Jackson, Alabama's stable of pitchers has produced a 1.23 WHIP, the 15th-lowest figure in the country and the fifth-lowest mark among SEC programs.
- The Tide also compiled a team ERA of 3.61 (116 ER/289.1 IP), the 14th-best mark in the nation and fourth-best ERA among SEC teams.
- Alabama's 3.58 walks allowed per nine innings ratio (115 BB/289.1 IP) is the 29th-best figure in the country and is eighth in the SEC.
- The Tide's 2.61 strikeout-to-walk ratio (300 K/115 BB) places Alabama at 29th in Division I and 10th in the SEC.

2026 EDITION OF THE CRIMSON TIDE

- Alabama enters 2026 with a myriad of new players. The Crimson Tide welcomes back 21 letterwinners, including four positional starters and 13 total pitchers, from Coach Vaughn's second season.
- The 2026 roster's returning positional starters are made up of Bryce Fowler, Justin Lebron, Brady Neal and Jason Torres.

FRESHMEN REINFORCEMENTS

- The Crimson Tide welcomes a talented group of freshmen into the fold in 2026, a group that includes Caleb Barnett, Joe Chiarodo, Eric Hines, Zack Johnson, Chase Kroberger, Ross Lindsey, Andrew Purdy, Will Rhine, Luke Smyers, Evan Taylor and Myles Upchurch.
- The additions of Barnett (No. 35), Hines (No. 43) and Upchurch (No. 78) led to Alabama becoming one of only seven programs nationwide to sign at least three top-100 players according to PG.
- Alabama's top 250 national signees from the 2025 class also include Kroberger (No. 111), and Taylor (No. 227).
- Rhine (No. 269) and Chiarodo (No. 304) helped to give the Tide seven top-350 national recruits that made it campus.
- The tireless recruiting efforts by the Alabama staff resulted in the Tide earning the No. 8 overall recruiting class for 2025, the highest ranking received by the Tide since the recruiting service began publishing class rankings in 2011.

JUSTIN LEBRON NAMED TO GOLDEN SPIKES AWARD PRESEASON WATCH LIST

- Justin Lebron was selected to the 2026 Golden Spikes Award Preseason Watch List, USA Baseball announced Feb. 6.
- The preseason list includes 55 players across high school and college baseball. The Golden Spikes Advisory Board will maintain the award's watch list on a rolling basis, allowing athletes to play themselves into consideration for the award based on in-season performance.
- Overall, 41 schools and 13 conferences are represented on the preseason watch list. The Southeastern Conference (SEC) leads all conferences with 16 players, followed by the Atlantic Coast Conference (ACC) with 14 and the Big 12 Conference with five. The Golden Spikes Midseason Watch List will next be released on April 2.

LEBRON GARNERS NCBWA SECOND TEAM ALL-AMERICAN DISTINCTION

- Justin Lebron was named a Preseason Second Team All-American by the National College Baseball Writers Association (NCBWA), the group announced Feb. 6.

LEBRON NAMED PRESEASON ALL-SEC FIRST TEAMER

- Justin Lebron was named a Preseason All-SEC First Team honoree, the league office announced Feb. 5.
- The coaches also voted on the league's projected order of finish, as the Crimson Tide was picked to finish 12th among the 16 teams in the SEC.

LEBRON, UPCHURCH NAMED TO BASEBALL AMERICA PRESEASON WATCH LIST

- Justin Lebron and Myles Upchurch were both included in Baseball America's first-ever preseason award watch lists, the outlet revealed Feb. 3.
- Lebron was first named among 20 players from around the country to BA's Preseason Player of the Year Watch List in addition earning status as a Preseason Second Team All-American from the publication.
- Upchurch was also recognized by Baseball America, having been added as one of 20 players to its Preseason Freshman of the Year Watch List.

LEBRON NAMED SECOND TEAM PRESEASON ALL-AMERICAN BY D1BASEBALL.COM

- Justin Lebron was named a Second Team Preseason All-American by D1Baseball.com, the outlet announced Jan. 20.
- The honor was the second for Lebron entering the 2026 season, as the junior shortstop was previously named a First Team Preseason All-American by Perfect Game USA on Jan. 7.

A SEASON AGO

- Alabama finished the 2025 season at 41-18, including a 16-14 record in Southeastern Conference play. The Crimson Tide advanced to the postseason, earning the No. 9 seed in the 2025 SEC Tournament.
- The Crimson Tide was extended an invite to the NCAA Tournament for the fourth time in five seasons, eventually landing in the Hattiesburg Regional as the No. 2 seed. Alabama was defeated in its two contests, dropping a pair of thrilling ballgames to Miami (5-3) and host Southern Miss (6-5).
- Second-year head coach Rob Vaughn delivered a second consecutive NCAA Tournament appearance with the Tide, standing as Vaughn's fifth-straight Regional berth
- The native Texan notched 40 regular season wins, producing Alabama's first 40-win regular season since 2002. The 2025 season represented the third 40-win regular season in Vaughn's eight years as a head coach.

THE 2025 CRIMSON TIDE BY THE NUMBERS

- Prior to 2025 Regional play, Alabama had solidified its status as one of the more accomplished programs in the country.
- The Crimson Tide was 15-12 against Quad 1 opponents, standing as one just five teams in the country to have recorded at least 15 Quad 1 wins.
- Alabama managed a 22-15 (.595) record against Top 100 RPI opponents in 2025, including six wins against teams that entered the postseason in the top 10.
- The Tide's non-conference victories included wins over Coastal Carolina (No. 8 RPI), NC State (No. 34 RPI), Southern Miss (No. 19 RPI) and Troy (twice, No. 47 RPI), closing its non-conference slate with a 24-1 mark.
- Alabama was one just two teams in the country (Tennessee) to manage a .960 winning percentage in non-conference play, the best mark in Division I.

MIDWEEK MASTERS

- The Tide closed its midweek non-conference slate going a perfect 13-0, including wins over then-No. 23 Southern Miss on April 8 and then-No. 19 Troy on March 5 and May 6.
- Alabama outscored its midweek opponents by a margin of 124-54 in those 13 games.
- UA's 13-0 finish in midweek games stands as the first time in program history that Alabama did not lose a midweek contest, standing as the only program in the country not to lose a midweek game in 2025.

ALABAMA HEAD COACH ROB VAUGHN



- Rob Vaughn was hired as Alabama's 33rd head baseball coach on June 12, 2023 and formally introduced on Tuesday, June 13.
- The 2022 ABCA/ATEC East Region Coach of the Year, Vaughn has helped 24 student-athletes earn first, second, third or freshman All-America honors during his collegiate coaching career.
- Vaughn has coached 46 players who have been drafted or signed professional contracts during his time as a collegiate coach, including first-rounders Ben Hess, Riley Quick and Matt Shaw along with MLB standouts Brandon Lowe and LaMonte Wade Jr.
- The Crimson Tide skipper delivered a second consecutive NCAA Tournament appearance with the Tide in 2025 after posting a 41-18 record in his second season leading UA.
- Vaughn managed the Tide to 16 consecutive wins to open the 2025 season, the most consecutive victories to begin a new campaign in program history. The 16-game winning streak also matched the longest winning streak in program history, tying the 1999 squad
- Vaughn oversaw 11 consecutive wins to begin his tenure at the Capstone, the longest winning streak to start an Alabama head coaching career in program history.
- The Crimson Tide finished the season with a 33-24 mark and earned a bid to the NCAA Tournament, marking Vaughn's fourth consecutive postseason appearance.
- Vaughn came to Tuscaloosa after spending the previous six seasons as the head coach at Maryland where he led the Terps to a 183-117 mark, including an 84-54 record in Big Ten play.
- A two-time Big Ten Coach of the Year in 2022 and 2023, Vaughn's UMD squads claimed two straight Big Ten titles in '22 and '23 along with earning a Big Ten Tournament crown in 2023.
- Vaughn led UMD to two of the program's 40-win seasons as a head coach (2022, 2023) and helped the Terps advance to three consecutive NCAA Regionals from 2021-23.
- Under his direction, the Terps earned two consecutive Big Ten Player of the Year honors (Shaw - 2023, Chris Alleyne - 2022) and one Big Ten Freshman of the Year (Maxwell Costes - 2019).
- A native of Humble, Texas, Vaughn is married to the former Kayleigh Strickler. The couple has two sons, Wyatt and Beau, and a daughter, Annie.

PREVIOUS COACHING EXPERIENCE

Kansas State	Student Assistant Coach (2010)
	Volunteer Assistant Coach (2011-12)
Maryland	Assistant Coach (2013-17)
	Head Coach (2018-23)

YEAR-BY-YEAR RECORD

MARYLAND (183-117, .610)			
Year	Overall	Conf.	Notes
2018	24-30	9-14	First-Year Head Coach
2019	29-29	12-12	
2020	10-5	N/A	
2021	30-18	28-16	NCAA Regional
2022	48-14	18-5	B1G Champs; NCAA Regional
2023	42-21	17-7	B1G Champs; B1G Tour. Champs; NCAA Regional

ALABAMA (100-50, .667)			
Year	Overall	Conf.	Notes
2024	33-24	13-17	NCAA Regional
2025	41-18	16-14	NCAA Regional
2026	26-8	8-4	

TOTAL: 283-167 (.629) || 121-89 (.576) B1G/SEC

VAUGHN PERSONAL QUICK FACTS

Born:	July 7, 1987
Hometown:	Humble, Texas
Wife:	Kayleigh
Children:	Wyatt, Beau, Annie
Education:	Kansas State, 2009

VAUGHN VS. OPPONENTS [HEAD COACHING CAREER]

OPPONENT	RECORD	OPPONENT	RECORD	OPPONENT	RECORD
ALABAMA STATE	5-0	James Madison	6-2	SOUTH ALABAMA	1-2
Albany	2-1	KENTUCKY	0-6	SOUTH CAROLINA	2-2
Arizona	1-0	Lipscomb	3-0	South Florida	2-1
ARKANSAS	2-1	LIU	1-0	SOUTHERN MISS	1-3
Army	1-2	Louisiana	1-2	Stetson	4-3
AUBURN	5-4	LSU	3-3	TENNESSEE	5-5
AUSTIN PEAY	1-0	Maine	6-0	TEXAS	0-0
Ball State	1-0	Manhattan	3-0	Texas A&M	4-2
Baylor	3-0	Miami	0-1	Towson	3-0
Belmont	1-0	Michigan	6-10	TROY	5-0
Bradley	3-0	Michigan State	4-4	UAB	3-1
Bryant	5-1	Middle Tennessee	2-0	UMBC	4-0
Campbell	3-1	Minnesota	8-4	Valparaiso	3-0
Central Florida	2-2	OLE MISS	3-4	VANDERBILT	1-3
Charleston Southern	1-0	Mississippi State	2-4	Villanova	1-0
Charlotte	1-1	Missouri	4-0	VCU	5-1
Coastal Carolina	2-4	Navy	1-0	Wake Forest	1-1
College of Charleston	1-0	Nebraska	6-5	WASHINGTON STATE	2-1
Connecticut	1-2	Norfolk State	1-0	West Virginia	0-3
Cornell	1-0	NORTH ALABAMA	1-0	William & Mary	1-4
Creighton	0-3	North Carolina	0-1	BOLD indicates 2026 opponent	
Dallas Baptist	1-3	North Carolina State	1-0		
Delaware	7-3	North Dakota State	3-0	CATEGORY	RECORD
Delaware	7-3	NORTH FLORIDA	3-0	Home	152-64
East Carolina	0-8	Northeastern	1-1	Road	93-73
Elon	3-0	Northwestern	10-3	Neutral	27-24
FLORIDA	4-2	Ohio State	12-4	Day	172-103
George Mason	3-2	OKLAHOMA	4-2	Night	101-58
George Washington	2-0	OREGON STATE	1-0	vs. Top-25 Teams	37-40
Georgetown	5-1	Penn State	8-4	In February	52-14
Georgia	2-4	Presbyterian	2-1	In March	88-58
Hawaii	0-1	Purdue	7-4	In April	73-46
HOUSTON	0-1	Radford	1-0	In May	55-35
Illinois	8-5	RHODE ISLAND	5-1	In June	6-7
Indiana	8-7	Richmond	0-1		
Indiana State	1-0	Rutgers	9-4		
Iona	1-0	SAMFORD	6-0		
IOWA	8-4	Siena	3-0		
JACKSONVILLE STATE	3-0				

2026 ROSTER

PITCHERS

NO.	NAME	POS.	B-T	HT.	WT.	CL.	HOMETOWN (PREVIOUS SCHOOL)
7	Matthew Heiberger	LHP	L-L	6-3	215	Jr.	Birmingham, Ala. (Oak Mountain)
8	Tyler Fay	RHP	R-R	6-5	215	R-Jr.	Doniphan, Neb. (Grand Island Senior)
11	Myles Upchurch	RHP	R-R	6-4	230	Fr.	Odenton, Md. (St. Albans)
12	JT Blackwood	RHP	R-R	6-2	205	Sr.	Cullman, Ala. (Wallace State C.C./Hartselle)
16	Bobby Alcock	RHP	R-R	6-5	245	R-Sr.	Lynn, Mass. (Gardner-Webb/The Winchendon School)
20	Zane Adams	LHP	L-L	6-4	205	Jr.	Porter, Texas (Porter)
24	Tate Robertson	LHP	L-L	6-0	175	R-Sr.	Tuscaloosa, Ala. (Shelton State C.C./Northridge)
27	Luke Smyers	LHP	L-L	6-3	215	Fr.	Henrico, Va. (Godwin)
28	Sam Mitchell	RHP	R-R	6-7	220	Jr.	Madison, Ala. (Bob Jones)
30	Anthony Pesci	RHP	L-R	6-4	210	So.	Commerce Township, Mich. (Orchard Lake Saint Mary's Prep)
35	Owen Sarna	RHP	R-R	6-1	195	Jr.	Rock Hill, S.C. (Winthrop/Northwestern)
36	Hagan Banks	RHP	R-R	6-4	210	R-Sr.	Plainville, Ga. (Calhoun)
37	Kaden Humphrey	RHP	R-R	6-1	190	Sr.	Naples, Fla. (North Florida/Stetson/Barron Collier)
38	Zach Kittrell	RHP	R-R	6-0	175	Sr.	Saraland, Ala. (Pensacola State College/Bayside Academy)
39	Ross Lindsey	LHP	L-L	6-1	210	Fr.	Natchitoches, La. (Natchitoches)
43	Jack Ketchum	RHP	R-R	6-3	210	So.	West Point, Miss. (Heritage Academy)
44	Evan Steckmesser	LHP	L-L	6-1	185	Gr.	Huntsville, Ala. (Samford/Grissom)
48	Ashton Crowther	LHP	L-L	6-3	215	R-Jr.	Trinity, Fla. (South Carolina/Miami/JW Mitchell)
50	Connor Lehman	LHP	L-L	6-2	205	So.	Indian Mound, Tenn. (Stewart County)
99	Austin Morris	RHP	R-R	6-4	215	R-Jr.	Warrior, Ala. (Mortimer Jordan)

CATCHERS

NO.	NAME	POS.	B-T	HT.	WT.	CL.	HOMETOWN (PREVIOUS SCHOOL)
3	Will Plattner	C/OF	R-R	6-1	215	R-Jr.	Springfield, Ill. (Ole Miss/Glenwood)
10	Brady Neal	C/INF/OF	L-R	5-10	200	Sr.	Tallahassee, Fla. (LSU/IMG Academy)
13	Luke Vaughn	C	R-R	6-2	200	Jr.	Cincinnati, Ohio (Elder)
26	Zack Johnson	C	R-R	6-1	205	Fr.	Madison, Ala. (Bob Jones)
33	John Lemm	C	L-R	6-3	230	Sr.	Brisbane, Queensland, Australia (Southern Ill./South Suburban CC/Narangba Valley State)

INFIELDERS

NO.	NAME	POS.	B-T	HT.	WT.	CL.	HOMETOWN (PREVIOUS SCHOOL)
1	Justin Lebron	INF	R-R	6-2	190	Jr.	Miramar, Fla. (Archbishop Edward McCarthy)
4	Brennan Holt	INF/OF	L-R	5-9	165	Gr.	Baton Rouge, La. (South Ala./Okla. State/LSU/Parkview Baptist)
5	Sam Christiansen	INF/OF	L-L	6-1	212	R-Jr.	Mesa, Ariz. (Oklahoma/South Mountain CC/Mountain View)
6	Evan Taylor	INF/OF	R-R	6-0	195	Fr.	Ocean City, N.J. (Ocean City)
18	Justin Osterhouse	INF	L-R	6-1	205	Jr.	Grand Rapids, Mich. (Purdue-Fort Wayne/Forrest Hills Central)
19	Caleb Barnett	INF/RHP	R-R	6-6	220	Fr.	Mountain Brook, Ala. (Mountain Brook)
21	Andrew Purdy	INF	L-R	6-2	210	Fr.	Cartersville, Ga. (Cartersville)
22	Will Rhine	INF	S-R	6-3	205	Fr.	Bel Air, Md. (John Carroll)
29	Jojo Williamson	INF	L-R	5-8	170	So.	Hartselle, Ala. (Hartselle)
31	Jon Young Jr.	INF	L-R	6-1	190	So.	Cherry Hill, N.J. (Cherry Hill West)
32	Jason Torres	INF	R-R	6-1	215	Sr.	Hialeah, Fla. (Miami/Miami Springs)

OUTFIELDERS

NO.	NAME	POS.	B-T	HT.	WT.	CL.	HOMETOWN (PREVIOUS SCHOOL)
9	Bryce Fowler	OF	L-L	6-2	200	R-Sr.	Madison, Miss. (Pearl River C.C./Southern Miss/Germantown)
14	Peyton Steele	OF	R-R	6-1	200	So.	Decatur, Ala. (Hartselle)
15	Coleman Mizell	OF	L-L	6-3	230	Jr.	Hartselle, Ala. (Hartselle)
17	Logen Devenport	OF	R-R	6-0	210	Sr.	Franklin, Ind. (Northern Kentucky/Franklin Community)
23	Chase Kroberger	OF	R-R	6-0	190	Fr.	Moorestown, N.J. (Moorestown)
42	Eric Hines	OF	R-R	6-3	230	Fr.	Tuscaloosa, Ala. (American Christian)
45	Joe Chiarodo	OF/RHP	R-R	5-11	200	Fr.	Edwardsville, Ill. (Edwardsville)

COACHES AND STAFF

2	Rob Vaughn	Head Coach/Third Year
34	Jason Jackson	Associate Head Coach/Ninth Year
25	Mike Morrison	Assistant Coach/Recruiting Coordinator/Third Year
0	Anthony Papio	Assistant Coach/Third Year
40	Garrett Wood	Director of Player Development & Recruiting/Third Year
	Kasen Rainey	Director of Pitching Development & Analytics/First Year
	Jenny Sanders	Director of Operations/Fifth Year
	Madeline Ingram	Assistant Director of Operations/Second Year
	Brett Price	Strength & Conditioning/Eighth Year
	Sean Stryker	Athletic Trainer/Ninth Year
	Stephanie Godfrey	Academics/Fourth Year
	Junior Walden	Equipment/18th Year
	Jessica Paré	Baseball Administrator
	Dr. Jeff Laubenthal	Team Physician
	Ty Walsh	Video Operations
	Coulson Buchanan, Parker Cameron, Vincent Graham, Tanner Holloway, Kevin Keister, Trey Martin, Brennen Norton, Zach Phillips, Tait Picot, Luke Reid, Nick Sottolano, Brady Wallace	Student Managers

NUMERICAL

0	Anthony Papio, ASSISTANT COACH
1	Justin Lebron, INF
2	Rob Vaughn, HEAD COACH
3	Will Plattner, C/OF
4	Brennan Holt, INF/OF
5	Sam Christiansen, INF/OF
6	Evan Taylor, INF/OF
7	Matthew Heiberger, LHP
8	Tyler Fay, RHP
9	Bryce Fowler, OF
10	Brady Neal, C/INF/OF
11	Myles Upchurch, RHP
12	JT Blackwood, RHP
13	Luke Vaughn, C
14	Peyton Steele, OF
15	Coleman Mizell, OF
16	Bobby Alcock, RHP
17	Logen Devenport, OF
18	Justin Osterhouse, INF
19	Caleb Barnett, INF/RHP
20	Zane Adams, RHP
21	Andrew Purdy, INF
22	Will Rhine, INF
23	Chase Kroberger, OF
24	Tate Robertson, LHP
25	Mike Morrison, ASSISTANT COACH
26	Zack Johnson, C
27	Luke Smyers, RHP
28	Sam Mitchell, LHP
29	Jojo Williamson, INF
30	Anthony Pesci, RHP
31	Jon Young Jr., INF
32	Jason Torres, INF
33	John Lemm, C
34	Jason Jackson, ASSOCIATE HEAD COACH
35	Owen Sarna, RHP
36	Hagan Banks, RHP
37	Kaden Humphrey, RHP
38	Zach Kittrell, RHP
39	Ross Lindsey, LHP
42	Eric Hines, OF
43	Jack Ketchum, RHP
44	Evan Steckmesser, LHP
45	Joe Chiarodo, OF/RHP
48	Ashton Crowther, LHP
50	Connor Lehman, LHP
99	Austin Morris, RHP

PRONUNCIATION GUIDE

Anthony PAPIO	Pap-Ee-oh
Anthony PESCI	Pay-See
Connor LEHMAN	Lee-min
Zach KITTRELL	Kitch-ri
Justin OSTERHOUSE	Oh-Stir-House

STATE/COUNTRY BREAKDOWN

Alabama	13
Florida	5
New Jersey	3
Georgia	2
Illinois	2
Louisiana	2
Maryland	2
Michigan	2
Mississippi	2
Arizona	1
Australia	1
Indiana	1
Massachusetts	1
Nebraska	1
Ohio	1
South Carolina	1
Texas	1
Tennessee	1
Virginia	1

PITCHING GAME-BY-GAME AND CAREER STATS

#6 EVAN TAYLOR, INF/OF/RHP - FR.

SEASON-HIGH IP: N/A
 CAREER-HIGH IP: N/A
 SEASON-HIGH K: N/A
 CAREER-HIGH : N/A

- Attended Ocean City High School in Ocean City, N.J.
- Perfect Game USA's top-ranked right-handed pitcher and the No. 3 prospect in New Jersey
- A top-200 prospect and the 39th-rated right-hander in PG's national rankings
- A three-time PG Preseason Underclassmen All-American
- The No. 2 righty in his home state and the No. 8 overall recruit according to Prep Baseball Report
- Invited to Carpenter Cup Classic, an annual showcase tournament for that hosts prospects from New Jersey, Delaware, and Pennsylvania

2026 SEASON TOTALS

OPPONENT	ERA	W-L-S	G/GS	IP	H	R	ER	BB	SO	HR	NP
(DATE) Opponent	--	--	--	--	--	--	--	--	--	--	--
TOTALS	--	--	--	--	--	--	--	--	--	--	--

SEC CAREER TOTALS

YEAR	ERA	W-L	APP/GS	SV	IP	H	R	ER	BB	SO	B/AVG
2026	--	--	--	--	--	--	--	--	--	--	--
TOTALS	--	--	--	--	--	--	--	--	--	--	--

#7 MATTHEW HEIBERGER, LHP - JR.

SEASON-HIGH IP: 3.0 vs. Washington State (2/14)
 CAREER-HIGH IP: 4.0 vs. Troy (3/5/25)
 SEASON-HIGH K: 3 vs. Washington State (2/14)
 CAREER-HIGH K: 5 vs. Dallas Baptist (3/3/24)

- An important bullpen piece again for the Crimson Tide in 2026
- Was a stopgap in two appearances in Norman, first picking up a save on April 2 after striking out the final out in the Tide's 10-7 win at then-No. 11 Oklahoma
- Followed the save with 1.1 scoreless innings of relief on April 4 in a narrow 3-2 win over the Sooners
- Made two appearances in three games against then-No. 5 Auburn on March 27 and March 29, totaling 3.0 scoreless innings in his two outings
- Earned the win on March 29 in the series finale to secure the sweep of the rival Tigers, tossing 1.0 shutout frame
- Excelled in relief against Troy, stranding two walks while striking out two in 1.2 shutout frames on March 10
- The winning pitcher in the Tide's victory over then-No. 19 Oregon State on Feb. 28, allowing just one run across 2.2 innings
- Earned his first save of the season against Alabama State on Feb. 18, retiring the side in order with two strikeouts
- Tossed a season-high 3.0 IP with 3 K's against Washington State on Feb. 14
- A high-leverage reliever in the back of the Alabama bullpen in 2025
- His 25 appearances were second-most on the team
- Tasked with 15 multi-inning appearances
- Struck out at least one batter in 19 of his 25 games
- Gave Alabama 3.0 scoreless, hitless frames against Miami in the Hattiesburg Regional
- Pitched a combined 3.0 innings in two appearances at then-No. 9 LSU, allowing just one run with four strikeouts in his two games in Baton Rouge
- Pitched a season-high 4.0 shutout innings against then-No. 19 Troy on March 5, earning the win

2026 SEASON TOTALS

OPPONENT	ERA	W-L-S	G/GS	IP	H	R	ER	BB	SO	HR	NP
(2/14) vs. Washington St.	3.00	0-0-0	1/0	3.0	3	1	1	2	3	0	51
(2/18) vs. Alabama St.	2.25	0-0-1	1/0	1.0	0	0	0	0	2	0	11
(2/21) vs. Rhode Island	1.80	0-0-0	1/0	1.0	0	0	0	0	0	0	18
(2/28) vs. Oregon State	2.35	1-0-0	1/0	2.2	2	1	1	1	1	1	36
(3/10) Troy	1.93	0-0-0	1/0	1.2	0	0	0	2	2	0	26
(3/14) at Kentucky	2.79	0-0-0	1/0	0.1	1	1	1	0	0	1	5
(3/15) at Kentucky	3.86	0-0-0	1/0	2.0	3	2	2	2	2	0	49
(3/21) Florida	3.21	0-0-0	1/0	2.1	1	2	0	2	2	0	50
(3/27) Auburn	2.81	0-0-0	1/0	2.0	1	0	0	2	2	0	39
(3/29) Auburn	2.65	1-0-0	1/0	1.0	0	0	0	0	0	0	7
(4/2) at Oklahoma	2.60	0-0-1	1/0	0.1	0	0	0	0	1	0	7
(4/4) at Oklahoma	2.41	0-0-0	1/0	1.1	0	0	0	1	2	0	16
TOTALS	2.41	2-0-2	12/0	18.2	11	7	5	12	17	2	--

2025 SEASON TOTALS

OPPONENT	ERA	W-L-S	G/GS	IP	H	R	ER	BB	SO	HR	NP
(2/15) Bradley	0.00	0-0-0	1/0	1.0	1	0	0	0	1	0	28
(2/22) vs. NC State	0.00	0-0-0	1/0	2.0	1	0	0	0	1	0	30
(3/1) NDSU	0.00	0-0-0	1/0	2.0	1	0	0	1	1	0	22
(3/5) Troy	0.00	1-0-0	1/0	4.0	1	0	0	1	3	0	50
(3/9) Presbyterian	2.89	0-1-0	1/0	0.1	2	3	3	1	1	0	18
(3/14) at Texas A&M	2.70	0-0-0	1/0	0.2	2	0	0	0	2	0	14
(3/15) at Texas A&M	2.38	1-0-0	1/0	1.1	1	0	0	1	0	0	25
(3/20) Tennessee	2.13	0-0-0	1/0	1.1	2	0	0	1	0	0	20
(3/22) Tennessee	2.63	0-0-0	1/0	1.0	3	1	1	0	0	0	21
(3/28) Oklahoma	3.21	0-0-0	1/0	0.1	2	1	1	0	0	0	10
(3/30) Oklahoma	4.11	0-0-0	1/0	1.1	1	2	2	1	2	0	25
(4/5) at Auburn-1	4.32	0-0-0	1/0	1.1	1	1	1	1	2	0	26
(4/8) So. Miss.	4.00	1-0-0	1/0	1.1	0	0	0	0	3	0	19
(4/13) Mississippi St.	3.60	0-0-0	1/0	2.0	1	0	0	2	2	0	30
(4/17) at LSU	3.63	0-0-0	1/0	2.1	1	1	1	2	4	0	50
(4/19) at LSU	3.52	0-0-0	1/0	0.2	0	0	0	0	0	0	2
(4/24) Missouri	3.28	0-0-0	1/0	1.2	0	0	0	1	2	0	23
(5/2) at Vanderbilt	3.16	0-0-0	1/0	1.0	2	0	0	0	1	0	19
(5/4) at Vanderbilt	3.12	0-0-0	1/0	0.1	0	0	0	0	1	0	3
(5/9) Georgia-1	4.10	0-0-0	1/0	0.1	3	3	3	1	0	2	21
(5/11) Georgia	3.90	0-0-0	1/0	1.1	1	0	0	0	1	0	29
(5/15) Florida	4.34	0-0-0	1/0	1.1	2	2	2	1	2	0	26
(5/20) vs. Missouri	4.25	0-0-0	1/0	0.2	2	0	0	0	1	0	14
(5/21) vs. Tennessee	4.88	0-0-0	1/0	1.2	5	3	3	0	1	0	28
(5/30) vs. Miami	4.46	0-0-0	1/0	3.0	0	0	0	1	3	0	38
TOTALS	4.46	3-1-0	25/0	34.1	35	17	17	15	34	2	--

2024 SEASON TOTALS

OPPONENT	ERA	W-L-S	G/GS	IP	H	R	ER	BB	SO	HR	NP
(2/17) Manhattan	0.00	0-0-0	1/0	1.0	0	0	0	0	2	0	12
(2/21) Alabama State	0.00	0-0-0	1/0	1.0	2	0	0	0	2	0	15
(2/27) at UAB	2.45	1-0-0	1/0	1.2	1	1	1	1	3	0	29
(3/2) vs. Arizona	1.93	0-0-1	1/0	1.0	1	0	0	0	1	0	13
(3/3) vs. DBU	1.42	0-0-0	1/0	1.2	0	0	0	0	5	0	20
(3/9) Lipscomb-1	7.71	0-0-0	1/0	0.2	4	5	5	2	1	0	38
(3/12) at So. Miss	7.88	0-0-0	1/0	1.0	2	2	1	0	0	0	15
(3/17) Tennessee	6.30	1-0-0	1/0	2.0	2	1	0	0	1	0	29
(3/23) at Georgia-2	6.00	0-0-0	1/0	2.0	1	1	1	1	0	0	29
(3/24) at Georgia	6.39	0-0-0	1/0	0.2	1	1	1	0	0	1	16
(3/28) South Carolina	5.74	0-0-0	1/0	3.0	3	1	1	0	3	1	44
(3/30) South Carolina	6.06	0-0-0	1/0	0.2	3	1	1	0	0	0	9
(4/7) at Kentucky	6.48	0-0-0	1/0	0.1	3	1	1	0	0	0	23
(5/17) at Auburn	5.89	0-0-0	1/0	1.2	1	0	0	1	2	0	29
(5/21) vs. So. Carolina	5.75	0-0-0	1/0	2.0	1	1	1	1	0	0	25
(5/31) vs. UCF	5.24	0-0-0	1/0	2.0	3	0	0	1	2	0	39
TOTALS	5.24	2-0-1	16/0	22.1	28	15	13	7	22	2	--

CAREER TOTALS

YEAR	ERA	W-L	APP/GS	SV	IP	H	R	ER	BB	SO	B/AVG
2024	5.24	2-0	16/0	1	22.1	28	15	13	7	22	.304
2025	4.46	3-1	25/0	0	34.1	35	17	17	15	34	.273
2026	2.41	2-0	12/0	2	18.2	11	7	5	12	17	.177
TOTALS	4.18	7-1	53/0	3	75.1	74	39	35	34	73	.262

SEC CAREER TOTALS

YEAR	ERA	W-L	APP/GS	SV	IP	H	R	ER	BB	SO	B/AVG
2024	4.35	1-0	7/0	0	10.1	14	6	5	2	6	.311
2025	6.40	1-0	16/0	0	18.1	22	11	11	11	17	.314
2026	2.89	1-0	7/0	1	9.1	6	5	3	7	9	.194
TOTALS	4.50	3-0	30/0	1	38.0	42	22	19	20	34	---

PITCHING GAME-BY-GAME AND CAREER STATS

#8 TYLER FAY, RHP - R-JR.

SEASON-HIGH IP: 9.0, vs. Florida (3/20)
CAREER-HIGH IP: 9.0, vs. Florida (3/20/26)
SEASON-HIGH K: 13, vs. Florida (3/20)
CAREER-HIGH K: 13, vs. Florida (3/20/26)

- Alabama's Friday night starter so far in 2026
- Earned his third consecutive win after posting a solid 6.0 innings at then-No. 11 Oklahoma with seven strikeouts
- Followed his no-hitter with another outstanding effort on the mound, holding then-No. 5 Auburn to just one hit and one earned run over 5.0 innings, picking up his fifth win on March 27
- Named SEC Pitcher of the Week following his incredible no-hit outing against then No. 18 Florida on March 20
- Also awarded Golden Spikes x D1Baseball Player of the Week, Perfect Game USA Pitcher of the Week and Baseball America National Team of the Week honors on March 23-24
- Recorded the ninth no-hitter in Alabama program history, leading the Tide to a 6-0 win in the series opener with the Gators
- Created new career highs in innings pitched (9.0) and strikeouts (13) en route to the no-no, surrendering just two walks while retiring 27 of the 29 batters he faced
- Became the first Tide pitcher since Eddie Owcarr in 1942 to manage an individual 9.0-inning no-hitter while accomplishing Alabama's first no-hitter of any kind since 2014
- Battled for 7.0 innings at then-No. 21 Kentucky on March 13
- Gave the Tide a dominant effort against the Ospreys on March 6, working 7.0 innings and totaling 11 strikeouts to secure his third consecutive win
- Was brilliant to open the Frisco Classic against Iowa on Feb. 27, tossing 6.0 innings while allowing just one earned run, earning the win
- Notched his first win of the new season after tossing 5.0 IP with five strikeouts against Rhode Island on Feb. 20
- Helped solidify the Alabama rotation after moving from the bullpen in the middle of the 2025 season
- Recorded a 4.69 ERA (29 ER/55.2 IP) across 20 appearances, including eight starts
- His 55.2 IP were third-most among all Alabama hurlers
- Notched a 4.58 ERA (19 ER/37.1 IP) as a starting pitcher in his final eight games
- Delivered a quality start in Alabama's elimination game against host Southern Miss in the Hattiesburg Regional, allowing just three earned runs over 6.0 IP
- Recorded 6.0 innings on May 20 against Missouri in the opening round of the SEC Tournament with six punchouts
- Earned his second career start at then-No. 9 LSU on April 17, managing six strikeouts against the Tigers in 3.0 innings, allowing just one run
- Made his first-career start on April 13, picking up four strikeouts against Mississippi State

2026 SEASON TOTALS												
OPPONENT	ERA	W-L-S	G/GS	IP	H	R	ER	BB	SO	HR	NP	
(2/13) Washington State	12.27	0-1-0	1/1	3.2	5	5	5	1	7	1	76	
(2/20) Rhode Island	8.31	1-0-0	1/1	5.0	3	3	3	2	5	1	68	
(2/27) Iowa	5.52	1-0-0	1/1	6.0	5	1	1	1	3	0	91	
(3/6) North Florida	4.57	1-0-0	1/1	7.0	4	2	2	1	11	1	95	
(3/13) at Kentucky	5.34	0-1-0	1/1	7.0	8	7	6	1	8	3	89	
(3/20) Florida	4.06	1-0-0	1/1	9.0	0	0	0	2	13	0	132	
(3/27) Auburn	3.80	1-0-0	1/1	5.0	1	1	1	3	5	0	86	
(4/2) at Oklahoma	4.07	1-0-0	1/1	6.0	6	4	4	1	7	2	93	
TOTALS	4.07	6-2-0	8/8	48.2	32	23	22	12	59	8	--	

2025 SEASON TOTALS												
OPPONENT	ERA	W-L-S	G/GS	IP	H	R	ER	BB	SO	HR	NP	
(2/14) Bradley	0.00	0-0-0	1/0	1.1	1	0	0	1	2	0	22	
(2/18) MTSU	0.00	0-0-0	1/0	2.0	0	0	0	0	2	0	17	
(2/21) vs. Coastal Car.	0.00	0-0-0	1/0	1.2	2	0	0	0	1	0	36	
(2/25) Jacksonville State	0.00	0-0-0	1/0	1.2	3	1	0	1	0	0	31	
(3/2) NDSU	0.00	0-0-0	1/0	2.0	1	0	0	0	0	0	14	
(3/9) Presbyterian	0.00	0-0-0	1/0	2.1	2	1	0	0	1	0	39	
(3/15) at Texas A&M	0.00	0-0-0	1/0	1.1	2	1	1	0	0	0	20	
(3/20) Tennessee	2.57	0-0-0	1/0	1.2	3	3	3	1	3	1	40	
(3/25) vs. No. Alabama	3.45	0-0-0	1/0	1.2	3	2	2	1	1	1	34	
(3/30) Oklahoma	4.41	0-0-0	1/0	0.2	2	2	2	0	0	1	19	
(4/1) Samford	4.67	0-0-0	1/0	1.0	2	1	1	1	0	0	15	
(4/4) at Auburn	4.91	0-0-0	1/0	1.0	2	1	1	1	1	0	20	
(4/13) Mississippi St.	4.98	0-0-0	1/1	3.1	2	2	2	1	4	1	50	
(4/17) at LSU	4.74	0-0-0	1/1	3.0	4	1	1	0	6	0	53	
(4/24) Missouri	4.50	0-0-0	1/1	5.1	5	5	2	1	1	0	64	
(5/2) at Vanderbilt	4.63	0-1-0	1/1	5.0	7	3	3	0	5	0	70	
(5/9) Georgia-1	5.54	0-1-0	1/1	4.0	4	6	6	3	4	1	71	
(5/15) at Florida	5.15	0-0-0	1/1	4.2	4	4	1	0	4	0	65	
(5/20) vs. Missouri	4.71	1-0-0	1/1	6.0	5	1	1	1	6	1	75	
(5/31) vs. Southern Miss	4.69	0-0-0	1/1	6.0	6	3	3	1	3	1	87	
TOTALS	4.69	1-2-0	20/8	55.2	60	37	29	12	44	8	--	

2024 SEASON TOTALS												
OPPONENT	ERA	W-L-S	G/GS	IP	H	R	ER	BB	SO	HR	NP	
(2/18) Manhattan	0.00	0-0-0	1/0	1.2	2	1	0	0	3	0	43	
(2/23) Valparaiso	0.00	0-0-0	1/0	2.0	1	0	0	1	1	0	28	
(2/27) at UAB	0.00	0-0-0	1/0	3.2	3	0	0	1	2	0	40	
(3/2) vs. Arizona	1.86	0-0-0	1/0	2.1	1	2	2	1	1	0	35	
(3/6) Troy	2.38	0-0-0	1/0	1.2	2	1	1	0	1	1	35	
(3/9) Lipscomb-1	3.38	1-0-0	1/0	2.0	2	2	2	2	2	1	41	
(3/12) at So. Miss	2.87	0-0-0	1/0	2.1	0	0	0	0	3	0	26	
(3/16) Tennessee	3.63	0-0-0	1/0	1.2	1	2	2	0	2	1	25	
(3/17) Tennessee	4.08	0-0-0	1/0	0.1	2	1	1	0	1	0	8	
(3/23) at Georgia-1	3.48	0-0-0	1/0	3.0	2	0	0	1	2	0	54	
(3/28) South Carolina	3.38	0-0-0	1/0	0.2	1	0	0	1	1	0	10	
(3/30) South Carolina	4.43	0-1-0	1/0	1.0	2	4	3	1	3	0	28	
(4/3) at Samford	4.37	0-0-1	1/0	0.1	1	0	0	0	1	0	7	
(4/7) at Kentucky	4.56	0-0-0	1/0	3.0	3	2	2	0	1	1	40	
(4/13) Arkansas	4.40	0-0-0	1/0	3.0	1	1	1	0	3	1	33	
(4/19) Texas A&M-1	5.28	0-1-0	1/0	0.1	1	3	3	3	0	1	28	
(4/20) Texas A&M	5.52	0-0-0	1/0	2.0	3	2	2	0	3	0	39	
(4/26) at Ole Miss	6.61	0-0-0	1/0	0.1	2	4	4	2	1	0	24	
(5/4) at Miss. State	6.96	0-0-0	1/0	1.0	3	2	2	0	1	0	22	
(5/7) at Troy	7.52	0-0-0	1/0	0.0	0	2	2	2	0	0	15	
(5/10) LSU	7.36	0-0-0	1/0	0.2	1	0	0	1	0	0	19	
(5/12) LSU	7.15	0-0-0	1/0	1.0	1	0	0	0	1	0	29	
(5/17) at Auburn	7.94	0-0-0	1/0	0.0	3	3	3	0	0	1	14	
TOTALS	7.94	1-2-1	23/0	34.0	38	32	30	16	32	6	--	

CAREER TOTALS												
YEAR	ERA	W-L	APP/GS	SV	IP	H	R	ER	BB	SO	B/AVG	
2024	7.94	1-2	23/0	1	32.0	38	32	30	16	32	.270	
2025	4.69	1-2	20/8	0	55.2	60	37	29	12	44	.267	
2026	4.07	6-2	8/8	0	48.2	32	23	22	12	59	.185	
TOTALS	5.27	8-6	51/16	1	138.1	130	92	81	40	135	.241	
TOTALS (as SP)	4.08	7-4	16	--	86.0	69	48	39	19	92	---	

SEC CAREER TOTALS												
YEAR	ERA	W-L	APP/GS	SV	IP	H	R	ER	BB	SO	B/AVG	
2024	11.50	0-2	14/0	0	18.0	26	24	23	9	19	.325	
2025	6.60	0-2	10/6	0	30.0	35	28	22	7	28	.285	
2026	3.67	3-1	4/4	0	27.0	15	12	11	7	33	.161	
TOTALS	6.72	3-5	28/10	0	75.0	76	64	56	23	80	---	
TOTALS (as SP)	4.47	3-5	10	--	52.1	41	33	26	12	57	---	

#11 MYLES UPCHURCH, RHP - FR.

SEASON-HIGH IP: 6.0 vs. North Florida (3/8)
CAREER-HIGH IP: 6.0 vs. North Florida (3/8/26)
SEASON-HIGH K: 11 vs. North Florida (3/8)
CAREER-HIGH K: 11 vs. North Florida (3/8/26)

- Tasked with a Sunday role for Alabama as a freshman
- In his third SEC start, limited the fifth-ranked Tigers to one hit and one run across 4.1 innings on March 29, helping the Tide to a sweep of rival Auburn
- Dominated on March 8, recording a career-best 6.0 IP and 11 strikeouts to top North Florida on March 8
- Named Perfect Game USA Co-Freshman of the Week on March 10 following his outing against the Ospreys
- Picked up his second career win on Feb. 21, keeping the Rams off the scoreboard across 5.0 IP while adding seven strikeouts
- Was the winning pitcher in his collegiate debut against Washington State on Feb. 14, limiting the Cougars to just two hits while striking out nine in the seven-inning victory
- Earned the win in his first-career start, punching out nine Cougars across 4.0 IP to earn the win and help the Tide secure the series win over Washington State on Feb. 14
- Attended St. Albans School in Washington, D.C.
- Named to Baseball America's Preseason Freshman of the Year Watch List
- Perfect Game USA's top-rated right-handed pitcher and the No. 2 overall prospect in the state of Maryland
- The 63rd-ranked national recruit and the No. 14 right-hander in the country by PG
- Invited to Perfect Game's 2024 All-American Classic
- A two-time PG Preseason Underclassmen All-American in '23 and '24
- Prep Baseball Report's 104th-ranked prospect and the 25th-rated righty nationally
- Notched 47.2 innings as a junior with 74 strikeouts to post a 1.17 ERA
- Held opponents to a .169 batting average in 2024
- Earned Most Valuable Player honors for the Bulldogs as a sophomore and junior
- A two-sport star for St. Albans who also competed in football
- Earned all-conference accolades on the gridiron as a sophomore

2026 SEASON TOTALS												
OPPONENT	ERA	W-L-S	G/GS	IP	H	R	ER	BB	SO	HR	NP	
(2/14) Washington State	0.00	1-0-0	1/1	4.0	2	0	0	2	9	0	76	
(2/21) Rhode Island	0.00	1-0-0	1/1	5.0	3	0	0	1	7	0	76	
(3/1) Houston	1.42	0-1-0	1/1	3.2	4	2	2	2	4	0	66	
(3/8) North Florida	1.93	1-0-0	1/1	6.0	13	4	2	2	11	1	84	
(3/15) Kentucky	2.82	0-1-0	1/1	3.2	3	3	3	5	2	1	71	
(3/22) Florida	3.97	0-0-0	1/1	0.1	1	3	3	4	1	0	33	
(3/29) Auburn	3.67	0-0-0	1/1	4.1	1	1	1	4	4	0	68	
(4/4) at Oklahoma	3.60	1-0-0	1/1	3.0	3	1	1	5	2	0	66	
TOTALS	3.60	4-2-0	8/8	30.0	21	12	12	24	40	2	--	

SEC CAREER TOTALS												
YEAR	ERA	W-L	APP/GS	SV	IP	H	R	ER	BB	SO	B/AVG	
2026	6.35	1-1	4/4	--	11.1	8	8	8	8	9	.211	
TOTALS	6.35	1-1	4/4	--	11.1	8	8	8	8	18	9	.211
TOTALS (as SP)	6.35	1-1	4/4	--	11.1	8	8	8	8	18	9	.211

PITCHING GAME-BY-GAME AND CAREER STATS

#12 JT BLACKWOOD, RHP - SR.

SEASON-HIGH IP: 6.0 at Samford (2/17)
CAREER-HIGH IP (at Alabama): 6.0 at Samford (2/17/26)
SEASON-HIGH K: 3, vs. Samford (4/7)
CAREER-HIGH K (at Alabama): 3, 5x, last vs. Samford (4/7/26)

- A dependable strike-thrower that has been used as a starter and reliever
- Tied his career high with three strikeouts as the winning pitcher on April 7, limiting the Bulldogs to just two runs over 4.2 IP
- Retired nine of 10 hitters working as an opener at Jax State on March 31, tossing 3.0 scoreless innings with two strikeouts
- Limited Samford to just two hits across 6.0 scoreless innings in Alabama's 3-2 win on Feb. 17
- Utilized in a variety of roles in his first season in Tuscaloosa
- Pitched to a 6.06 ERA (24 ER/35.2 IP) in 17 games, including seven starts
- Tossed a season-high 4.0 innings of one-run ball against then-No. 19 Troy on March 5
- Earned his first Alabama win on February 25 in the Tide's 20-11 win over Jacksonville State
- Made his first midweek start against Middle Tennessee on Feb. 18, allowing just one run over 4.0 innings with three punchouts Pitched two seasons at Wallace State C.C. in Hanceville
- Earned All-Alabama Community College Conference Second Team honors in 2023
- Saw time in 14 games with 12 starts in 2023, finishing 8-1 with a 2.49 ERA (19 ER/68.2 IP)
- Led the Lions in innings pitched while ranking second in wins and third in strikeouts

2026 SEASON TOTALS

OPPONENT	ERA	W-L-S	G/GS	IP	H	R	ER	BB	SO	HR	NP
(2/13) Washington State	6.75	0-0-0	1/0	1.1	3	2	1	0	1	1	23
(2/17) at Samford	1.23	0-0-0	1/1	6.0	2	0	0	2	2	0	66
(2/24) at Southern Miss	5.79	0-1-0	1/1	2.0	6	5	5	1	0	1	38
(3/17) at South Alabama	6.10	0-0-0	1/0	1.0	2	1	1	0	1	0	19
(3/24) Austin Peay	6.23	0-0-0	1/1	2.2	4	2	2	1	2	1	41
(3/31) at Jacksonville State	6.23	0-0-0	1/1	3.0	1	0	0	0	2	0	50
(4/7) Samford	4.79	1-0-0	1/1	4.2	6	2	2	0	3	0	52
TOTALS	4.79	1-1-0	7/5	20.2	24	12	11	4	11	3	--

2025 SEASON TOTALS

OPPONENT	ERA	W-L-S	G/GS	IP	H	R	ER	BB	SO	HR	NP
(2/14) Bradley	0.00	0-0-0	1/0	1.0	0	0	0	0	0	0	15
(2/18) MTSU	1.80	1-0-0	1/1	4.0	3	1	1	1	3	0	55
(2/25) Jacksonville State	6.48	1-0-0	1/1	3.1	6	5	5	1	3	1	65
(3/5) Troy	5.11	0-0-0	1/1	4.0	5	1	1	0	2	0	71
(3/11) at UAB	3.94	0-0-0	1/1	3.2	1	0	0	1	3	0	48
(3/18) So. Alabama	3.71	0-0-0	1/1	1.0	2	0	0	0	1	0	24
(3/21) Tennessee	3.32	0-0-0	1/0	2.0	1	0	0	1	2	0	37
(3/28) Oklahoma	3.74	0-0-0	1/0	2.2	2	2	2	0	2	0	31
(4/1) Samford	3.42	0-0-0	1/1	2.0	0	0	0	0	2	0	21
(4/5) at Auburn-1	3.86	0-0-0	1/0	2.0	4	2	2	1	1	1	29
(4/11) Mississippi St.	4.85	0-0-0	1/0	0.1	3	3	3	0	1	0	12
(4/15) UAB	4.67	0-0-0	1/0	1.0	0	0	0	0	1	0	9
(4/17) at LSU	5.60	0-1-0	1/0	0.1	3	4	3	1	0	1	29
(4/22) at Samford	6.21	0-0-0	1/0	1.2	4	3	3	1	3	0	32
(5/6) at Troy	5.62	0-0-0	1/1	3.0	2	0	0	0	2	0	50
(5/15) Florida-1	5.56	0-1-0	1/0	2.0	1	1	1	1	2	1	29
(5/21) vs. Tennessee	6.06	0-0-0	1/0	1.2	5	3	3	0	2	1	34
TOTALS	6.06	2-2-0	17/7	35.2	42	25	24	8	30	5	--

CAREER TOTALS (at Alabama)

YEAR	ERA	W-L	APP/GS	SV	IP	H	R	ER	BB	SO	B/AVG
2025	6.06	2-2	17/7	0	35.2	42	25	24	8	30	.292
2026	4.79	1-1	7/5	0	20.2	24	12	11	4	11	.293
TOTALS	5.59	3-3	24/12	0	56.1	66	37	35	12	41	.292
TOTALS (as SP)	3.66	3-1	12	-	39.1	38	16	16	12	25	---

SEC CAREER TOTALS (at Alabama)

YEAR	ERA	W-L	APP/GS	SV	IP	H	R	ER	BB	SO	B/AVG
2025	10.61	0-2	6/0	0	9.1	14	12	11	4	8	.333
TOTALS	10.61	0-2	6/0	0	9.1	14	12	11	4	8	.333

#16 BOBBY ALCOCK, RHP - GR.

SEASON-HIGH IP: 3.0, 2x, last vs Troy (3/10)
CAREER-HIGH IP (at Alabama): 7.0, 2x, last at Texas A&M (3/16/25)
SEASON-HIGH K: 4 vs. Troy (3/10)
CAREER-HIGH K (at Alabama): 8 at Texas A&M (3/16/25)

- Deployed primarily out of the bullpen so far in 2026
- Was effective in relief at South Alabama on March 17, providing 2.0 scoreless frames, scattering four hits with two strikeouts
- Notched his second midweek win of the campaign, tossing 3.0 innings of one-run ball against Troy on March 10 with a season-high four strikeouts
- Earned his first win of the new season after striking out three over 2.0 scoreless innings against Alabama State on Feb. 18
- The Sunday starter early on for the Crimson Tide in 2025
- Made his first midweek start on April 15 against UAB, allowing just one run with two strikeouts over 3.2 innings
- Gave the Tide a quality start against No. 10 Oklahoma on March 29, allowing four runs over 6.0 innings to go with five hits and five strikeouts
- Named the SEC Pitcher of the Week following his 7.0-inning, 8-strikeout performance at then-No. 19 Texas A&M on March 16 to help the Tide secure the series sweep of the Aggies
- His eight strikeouts against Texas A&M marked a new career-high

2026 SEASON TOTALS

OPPONENT	ERA	W-L-S	G/GS	IP	H	R	ER	BB	SO	HR	NP
(2/18) Alabama State	0.00	1-0-0	1/0	2.0	1	0	0	0	3	0	34
(2/24) Southern Miss	0.00	0-0-0	1/0	1.2	2	0	0	1	2	0	25
(3/3) Jacksonville State	2.70	0-0-0	1/1	3.0	2	2	2	0	1	0	39
(3/10) Troy	2.79	1-0-0	1/1	3.0	4	1	1	1	4	0	48
(3/14) at Kentucky	2.38	0-0-0	1/0	1.2	1	0	0	0	1	0	23
(3/17) at South Alabama	2.03	0-0-0	1/1	2.0	4	0	0	0	2	0	48
(3/22) Florida	2.57	0-0-0	1/0	0.2	2	1	1	1	1	0	14
(3/28) Auburn	3.07	0-0-0	1/0	0.2	2	1	1	0	0	0	13
(3/31) at Jacksonville State	3.60	0-0-0	1/0	0.1	1	1	1	2	0	0	17
TOTALS	3.60	2-0-0	9/3	15.0	19	6	6	5	14	0	--

2025 SEASON TOTALS

OPPONENT	ERA	W-L-S	G/GS	IP	H	R	ER	BB	SO	HR	NP
(2/16) Bradley	0.00	1-0-0	1/1	3.1	3	1	0	0	3	0	60
(2/23) vs. Ohio State	5.79	0-0-0	1/1	3.0	2	3	3	1	3	1	56
(3/2) NDSU	4.35	1-0-0	1/1	4.0	4	2	2	1	7	1	76
(3/9) Presbyterian	5.54	0-0-0	1/1	2.2	3	5	3	1	4	0	71
(3/16) at Texas A&M	3.60	1-0-0	1/1	7.0	4	0	0	2	8	0	95
(3/22) Tennessee	4.43	0-1-0	1/1	2.1	5	3	3	2	2	2	68
(3/29) Oklahoma	4.76	0-0-0	1/1	6.0	5	4	4	4	5	1	96
(4/5) at Auburn-2	5.97	0-1-0	1/1	0.1	4	4	4	0	0	0	19
(4/15) UAB	5.57	0-0-0	1/1	3.2	4	1	1	2	2	0	73
(4/22) at Samford	5.67	0-0-0	1/1	1.0	2	1	1	3	2	1	36
(5/9) Georgia-1	6.03	0-0-0	1/0	1.0	7	7	2	1	2	3	38
TOTALS	6.03	3-2-0	11/10	34.1	43	31	23	17	38	9	--

CAREER TOTALS (at Alabama)

YEAR	ERA	W-L	APP/GS	SV	IP	H	R	ER	BB	SO	B/AVG
2025	6.03	3-2	11/10	0	34.1	43	31	23	17	38	.309
2026	3.60	2-0	9/3	0	15.0	19	6	6	5	14	.316
TOTALS	5.29	5-2	20/13	0	49.1	62	37	29	22	52	.311
TOTALS (as SP)	5.22	3-2	13	--	41.1	44	27	24	17	43	---

SEC CAREER TOTALS (at Alabama)

YEAR	ERA	W-L	APP/GS	SV	IP	H	R	ER	BB	SO	B/AVG
2025	7.02	1-2	5/4	0	16.2	25	18	13	9	17	.362
2026	6.00	0-0	3/0	0	3.0	5	2	2	1	2	.385
TOTALS	6.86	1-2	8/4	0	19.2	30	20	15	10	19	.354
TOTALS (as SP)	6.32	1-2	4	-	15.2	18	11	11	8	15	---

PITCHING GAME-BY-GAME AND CAREER STATS

#20 ZANE ADAMS, LHP - JR.

SEASON-HIGH IP: 6.1, vs. Auburn (3/28)
CAREER-HIGH IP: 8.0 vs. Arkansas (4/14/24)
SEASON-HIGH K: 9 vs. Washington State (2/14)
CAREER-HIGH K: 10 vs. Presbyterian (3/7/25)

- The Saturday starter for Alabama in 2026
- Flashed his brilliance on March 28, giving Alabama a season-high 6.1 strong innings against then-No. 5 Auburn, mixing in eight strikeouts to just one walk
- Manufactured a solid day against then-No. 18 Florida, holding the Gators to just two earned runs on five hits, matching his season-high in innings pitched (6.0) to earn the win on March 21
- Was the winning pitcher on March 7, limiting the Ospreys to just two runs with four punchouts over 5.0 innings
- Left the mound with a lead against then-No. 19 Oregon State on Feb. 28 in Frisco, surrendering four runs in the 5th after 4.0 scoreless innings
- Gave Alabama a sturdy effort against Rhode Island on Feb. 21, allowing just two runs over 6.0 IP to pick up his second win of the spring
- Was brilliant in his season debut on Feb. 14, striking out nine while not allowing a run over 5.0 IP to help the Tide to a series win over the Cougars
- A weekend rotation starter for the Crimson Tide in 2025
- Produced a 7-4 record with a 5.54 ERA (40 ER/65.0 IP) in 15 appearances (14 starts)
- Finished second on the team in strikeouts (62) and wins (7)
- Tossed a 7.0-inning complete game on April 26, striking out five in the Tide's 12-1, run-rule victory over Mizou
- Gave the Tide a winning effort against top-ranked Tennessee on March 20, pitching 6.1 frames, giving up four runs with six strikeouts
- Recorded a career-high 10 strikeouts in 6.0 scoreless innings against Presbyterian on March 7
- Named a Preseason All-SEC Second Team selection entering the 2025 campaign
- Selected to the Freshman All-SEC Team by the conference coaches following the 2024 season
- Owned a 4-5 record with a 5.37 ERA (35 ER/58.2 IP) across 16 appearances (13 starts)
- Struck out 47 compared to 27 walks while limiting opposing hitters to a .266 average
- Named the SEC Co-Pitcher of the Week following his start against Arkansas on April 14, spinning a gem for the win and working 8.0 scoreless frames with four hits, a walk and five strikeouts across 97 total pitches
- Picked up his first career win in his start against Alabama State on Feb. 21, tossing 4.0 scoreless frames with one hit, two walks and a pair of strikeouts

2026 SEASON TOTALS

OPPONENT	ERA	W-L-S	G/GS	IP	H	R	ER	BB	SO	HR	NP
(2/14) Washington State	0.00	1-0-0	1/1	5.0	3	0	0	0	9	0	79
(2/21) Rhode Island	1.64	1-0-0	1/1	6.0	5	2	2	0	6	1	88
(2/28) Oregon State	3.45	0-0-0	1/1	4.2	7	4	4	1	4	1	76
(3/7) North Florida	3.48	1-0-0	1/1	5.0	5	2	2	2	4	0	89
(3/14) at Kentucky	4.38	0-1-0	1/1	4.0	6	5	4	2	4	0	81
(3/21) Florida	4.11	1-0-0	1/1	6.0	5	2	2	1	6	1	102
(3/28) Auburn	3.65	0-0-0	1/1	6.1	4	1	1	2	8	0	107
(4/3) at Oklahoma	4.07	0-1-0	1/1	5.0	6	4	4	3	7	0	96
TOTALS	4.07	4-2-0	8/8	42.0	41	20	19	10	48	3	--

2025 SEASON TOTALS

OPPONENT	ERA	W-L-S	G/GS	IP	H	R	ER	BB	SO	HR	NP
(2/14) Bradley	6.75	1-0-0	1/1	4.0	4	3	3	2	0	1	64
(2/21) vs. Coastal Car.	4.32	1-0-0	1/1	4.1	2	1	1	3	6	0	80
(2/28) NDSU	5.11	0-0-0	1/1	4.0	4	3	3	3	6	0	88
(3/7) Presbyterian	3.44	1-0-0	1/1	6.0	5	0	0	0	10	0	96
(3/14) at Texas A&M	3.00	0-0-0	1/1	5.2	7	3	1	1	4	0	93
(3/20) Tennessee	3.56	1-0-0	1/1	6.1	6	5	4	1	6	1	95
(3/28) Oklahoma	3.67	0-0-0	1/1	4.0	4	2	2	3	4	1	101
(4/4) at Auburn	5.09	0-1-0	1/1	1.0	8	6	6	1	0	0	45
(4/11) Mississippi St.	6.18	0-1-0	1/1	4.0	9	7	7	0	2	2	70
(4/19) at LSU	5.68	1-0-0	1/1	5.0	4	1	1	3	3	1	89
(4/26) Missouri	5.08	1-0-0	1/1	7.0	5	1	1	1	5	1	86
(5/4) at Vanderbilt	4.87	0-0-0	1/1	6.0	5	2	2	2	5	1	102
(5/11) Georgia	4.84	1-0-0	1/1	4.0	5	2	2	2	8	1	95
(5/17) Florida	5.15	0-1-0	1/1	3.1	6	4	4	2	3	2	95
(5/21) vs. Tennessee	5.54	0-1-0	1/0	0.1	1	3	3	2	0	1	19
TOTALS	5.54	7-4-0	15/14	65.0	75	43	40	26	62	12	--

2024 SEASON TOTALS

OPPONENT	ERA	W-L-S	G/GS	IP	H	R	ER	BB	SO	HR	NP
(2/17) Manhattan	0.00	0-0-0	1/0	1.0	1	0	0	0	1	0	16
(2/21) Alabama State	0.00	1-0-0	1/1	4.0	1	0	0	2	2	0	64
(2/27) at UAB	1.12	0-0-0	1/1	3.0	7	4	1	1	0	0	58
(3/6) Troy	2.19	0-0-0	1/1	4.1	5	3	2	2	4	0	73
(3/12) at So. Miss	3.86	0-1-0	1/1	1.2	4	4	3	2	0	0	50
(3/19) at Alabama State	3.71	1-0-0	1/1	3.0	2	1	1	0	3	1	48
(3/24) at Georgia	4.26	0-0-0	1/0	2.0	2	2	2	0	2	0	39
(3/28) South Carolina	4.30	0-0-0	1/1	4.0	3	2	2	2	4	0	73
(4/3) at Samford	4.12	0-0-0	1/0	1.0	0	0	0	1	3	0	23
(4/7) at Kentucky	4.95	0-1-0	1/1	2.0	5	3	3	1	1	0	48
(4/14) Arkansas	3.71	1-0-0	1/1	8.0	4	0	0	1	5	0	97
(4/20) Texas A&M	4.54	0-0-0	1/1	3.2	5	5	5	2	3	0	69
(4/27) at Ole Miss	4.43	1-0-0	1/1	7.0	6	3	3	1	3	1	107
(5/4) at Miss. State	4.71	0-1-0	1/1	5.0	5	4	4	3	4	1	91
(5/11) LSU	4.75	0-1-0	1/1	5.1	6	3	3	4	6	0	102
(5/17) at Auburn	5.37	0-1-0	1/1	3.2	6	6	6	5	6	0	90
TOTALS	5.37	4-5-0	16/13	58.2	62	40	35	27	47	3	--

CAREER TOTALS

YEAR	ERA	W-L	APP/GS	SV	IP	H	R	ER	BB	SO	B/AVG
2024	5.37	4-5	16/13	0	58.2	62	40	35	27	47	.266
2025	5.54	7-4	15/14	0	65.0	75	43	40	26	62	.283
2026	4.07	4-2	8/8	0	42.0	35	20	19	11	48	.252
TOTALS	5.11	15-11	39/35	0	165.2	178	103	94	64	157	.269
TOTALS (as SP)	5.20	13-8	34	--	139.0	157	91	83	53	121	---

SEC CAREER TOTALS

YEAR	ERA	W-L	APP/GS	SV	IP	H	R	ER	BB	SO	B/AVG
2024	6.20	2-4	9/8	0	40.2	42	28	28	19	34	.266
2025	5.83	4-3	10/10	0	46.1	59	33	30	16	40	.301
2026	4.64	1-2	4/4	0	21.1	21	12	11	8	25	.238
TOTALS	5.73	7-9	23/22	0	108.1	122	73	69	43	99	.283
TOTALS (as SP)	5.41	7-7	21	--	98.0	102	64	59	38	87	---

#24 TATE ROBERTSON, LHP - R-SR.

SEASON-HIGH IP: 1.0, 2x, last at Alabama State (3/4)
CAREER-HIGH IP (at Alabama): 3.0, 2x, last at Jacksonville State (3/4/25)
SEASON-HIGH K: 2 vs. Washington State (2/14)
CAREER-HIGH K (at Alabama): 4 vs. Ohio State (2/23/25)

- A finesse lefty reliever for Alabama
- Claimed the first victory of his Alabama career by tossing a career-high 3.0 scoreless innings with a career-best four strikeouts in the Tide's come-from-behind victory over Ohio State

2026 SEASON TOTALS

OPPONENT	ERA	W-L-S	G/GS	IP	H	R	ER	BB	SO	HR	NP
(2/14) Washington State	0.00	0-0-0	1/0	1.0	0	0	0	1	2	0	20
(2/24) at Southern Miss	0.00	0-0-0	1/0	0.1	0	1	0	2	1	0	17
(3/4) Alabama State	0.00	0-0-0	1/0	1.0	1	1	0	1	1	0	18
TOTALS	0.00	0-0-0	3/0	2.1	1	2	0	4	4	0	--

2025 SEASON TOTALS

OPPONENT	ERA	W-L-S	G/GS	IP	H	R	ER	BB	SO	HR	NP
(2/15) Bradley	6.75	0-0-0	1/0	1.1	1	1	1	0	1	1	14
(2/18) Middle Tenn.	13.50	0-0-0	1/0	0.0	1	1	1	0	0	0	4
(2/23) vs. Ohio State	2.45	1-0-0	1/0	3.0	1	0	0	0	4	0	39
(3/1) NDSU	7.71	0-0-0	1/0	0.1	2	2	2	0	0	0	7
(3/4) at Jacksonville State	4.70	0-0-0	1/0	3.0	0	0	0	1	1	0	25
(3/11) at UAB	6.23	0-0-0	1/0	1.0	1	2	2	1	0	0	20
(3/18) So. Alabama	7.71	0-0-0	1/0	0.2	4	2	2	0	0	0	19
(5/9) Georgia-1	7.45	0-0-0	1/0	0.1	0	0	0	0	1	0	5
TOTALS	7.45	1-0-0	8/0	9.2	10	8	8	2	7	1	--

CAREER TOTALS (at Alabama)

YEAR	ERA	W-L	APP/GS	SV	IP	H	R	ER	BB	SO	B/AVG
2025	7.45	1-0	8/0	0	9.2	10	8	8	2	7	.270
2026	0.00	0-0	3/0	0	2.1	1	2	0	4	4	.111
TOTALS	6.00	1-0	11/0	0	12.0	11	10	8	6	11	.239

SEC CAREER TOTALS (at Alabama)

YEAR	ERA	W-L	APP/GS	SV	IP	H	R	ER	BB	SO	B/AVG
2025	0.00	0-0	0/0	0	0.0	0	0	0	0	0	.000
TOTALS	0.00	0-0	0/0	0	0.0	0	0	0	0	0	.000

#27 LUKE SMYERS, LHP - FR.

SEASON-HIGH IP: 2.0, 4x, last at Jacksonville State (3/31)
CAREER-HIGH IP: 2.0, 4x, last at Jacksonville State (3/31/26)
SEASON-HIGH K: 4 at South Alabama (3/17)
CAREER-HIGH K: 4 at South Alabama (3/17/26)

- A promising left-hander used as a starter and reliever as a freshman
- Struck out a career-high four hitters at South Alabama on March 17 across 2.0 IP
- Made his first career start against Alabama State on Feb. 18, allowing one run in 2.0 innings
- Struck out one to encompass his lone out in his collegiate debut against Wazou on Feb. 14
- Attended Godwin High School in Henrico, Va.
- Perfect Game USA's 23rd-ranked player and the No. 5 southpaw in the state of Virginia
- The 65th-rated left-hander nationally according to PG
- Prep Baseball Report's top-ranked left-handed pitcher in the state and the 26th-rated southpaw nationally in the 2025 class
- Helped GHS to regional championships in 2023 and 2024
- Part of state runner-up team as a member of the Eagles
- A two-time first team all-region and all-metro selection
- Picked up first team all-state honors as a sophomore while also being named the 2023 5C Regional Pitcher of the Year
- Holds the all-time strikeouts record at Godwin High School with 93 career strikeouts

2026 SEASON TOTALS

OPPONENT	ERA	W-L-S	G/GS	IP	H	R	ER	BB	SO	HR	NP
(2/14) Washington State	0.00	0-0-0	1/0	0.1	0	0	0	1	1	0	17
(2/18) Alabama State	3.86	0-0-0	1/1	2.0	3	1	1	2	3	0	40
(2/24) at Southern Miss	2.45	0-0-0	1/0	1.1	1	1	0	1	1	0	26

PITCHING GAME-BY-GAME AND CAREER STATS

#28 SAM MITCHELL, RHP - R-SO.

SEASON-HIGH IP: 2.2, twice, last at Oklahoma (4/2)
CAREER-HIGH IP: 2.2, twice, last at Oklahoma (4/2/26)
SEASON-HIGH K: 3 at Oklahoma (4/2)
CAREER-HIGH K: 3 at Oklahoma (4/2/26)

- A tall right-handed reliever capable of eating innings for the Tide
- Tied his career high with 2.2 innings of effective relief at then-No. 11 Oklahoma, falling one out shy of a three-inning save
- Tossed the final inning of Alabama's 11-1, eight-inning win on March 27 against Auburn, striking out two in his lone inning
- Gave the Tide 2.2 innings of scoreless relief out of the bullpen, with the redshirt sophomore working around two hits and two hit-by-pitches while adding a strikeout in a noteworthy appearance in the Tide's 14-7 comeback win over then-No. 18 Florida on March 22
- Stranded the bases-loaded in an important appearance against North Florida on March
- Worked a scoreless outing against Alabama State on Feb. 18
- Scattered a hit and picked up two strikeouts over 2.0 innings in his first action since '24 against Washington State on Feb. 13
- Did not see game action in 2025
- Worked in five games out of the bullpen and finished with a 1-0 record in 2024
- Maintained a 5.87 ERA (5 ER/7.2 IP) and recorded three strikeouts
- Made his Alabama debut against Valparaiso on Feb. 23, working 1.0 scoreless frame
- Contributed 1.2 relief innings in game two of the doubleheader with Texas A&M on April 19, allowing three runs on four hits and two walks with two punchouts
- Worked 2.0 scoreless frames with two walks against Arkansas on April 12
- Earned the win against Belmont on March 26, working 2.0 scoreless innings with one hit and one K
- Made his Alabama debut against Valparaiso on Feb. 23, working 1.0 scoreless frame
- Attended Bob Jones High School in Madison

2026 SEASON TOTALS

OPPONENT	ERA	W-L-S	G/GS	IP	H	R	ER	BB	SO	HR	NP
(2/13) Washington State	0.00	0-0-0	1/0	2.0	1	0	0	0	2	0	28
(2/18) Alabama State	0.00	0-0-0	1/0	1.0	1	0	0	1	1	0	23
(2/21) Rhode Island	7.36	0-0-0	1/0	0.2	3	3	3	0	1	1	16
(2/27) Iowa	6.35	0-0-0	1/0	2.0	3	1	1	0	1	0	33
(3/3) Jacksonville State	6.14	0-0-0	1/0	1.2	2	1	1	1	0	0	26
(3/7) North Florida	5.00	0-0-0	1/0	1.2	0	0	0	1	1	0	25
(3/10) Troy	5.23	0-0-0	1/0	1.1	1	2	1	1	1	1	30
(3/17) at South Alabama	4.76	0-0-0	1/0	1.0	0	0	0	1	1	0	23
(3/22) Florida	3.86	0-0-0	1/0	2.2	2	0	0	0	1	0	34
(3/27) Auburn	3.60	0-0-0	1/0	1.0	0	0	0	0	2	0	25
(4/2) at Oklahoma	4.58	0-0-0	1/0	2.2	4	3	3	0	3	1	57
TOTALS	4.58	0-0-0	11/0	17.2	18	10	9	5	14	3	--

2024 SEASON TOTALS

OPPONENT	ERA	W-L-S	G/GS	IP	H	R	ER	BB	SO	HR	NP
(2/23) Valparaiso	0.00	0-0-0	1/0	1.0	0	0	0	0	0	0	10
(3/19) at Alabama St.	9.00	0-0-0	1/0	1.0	3	2	2	1	0	0	25
(3/26) vs. Belmont	4.50	1-0-0	1/0	2.0	1	0	0	0	1	0	20
(4/12) Arkansas	3.00	0-0-0	1/0	2.0	0	0	0	2	0	0	32
(4/19) Texas A&M-2	5.87	0-0-0	1/0	1.2	4	3	3	2	2	0	44
TOTALS	5.87	1-0-0	5/0	7.2	8	5	5	5	3	0	--

CAREER TOTALS

YEAR	ERA	W-L	APP/GS	SV	IP	H	R	ER	BB	SO	B/AVG
2024	5.87	1-0	5/0	0	7.2	8	5	5	5	3	.276
2026	4.58	0-0	11/0	0	17.2	18	10	9	5	14	.254
TOTALS	4.97	1-0	16/0	0	25.1	26	15	14	10	17	.260

SEC CAREER TOTALS

YEAR	ERA	W-L	APP/GS	SV	IP	H	R	ER	BB	SO	B/AVG
2024	7.36	0-0	2/0	0	3.2	4	3	3	4	2	.286
2026	4.26	0-0	3/0	0	6.1	7	3	3	0	6	.269
TOTALS	5.40	0-0	5/0	0	10.0	11	6	6	4	7	--

#30 ANTHONY PESCI, RHP - SO.

SEASON-HIGH IP: 2.1 at Alabama State (3/4)
CAREER-HIGH IP: 2.1 at Alabama State (3/4/26)
SEASON-HIGH K: 2, 2x last vs North Florida (3/7)
CAREER-HIGH K: 2, 2x last vs North Florida (3/7/26)

- Picked up the final three outs on March 7 against the Ospreys, recording two strikeouts to tie his career high
- Worked around a hit to post 2.1 scoreless innings in Montgomery on March 4, matching his career high in K's (2)
- Tallied in a strikeout in a scoreless inning against Alabama State on Feb. 19
- Made his first collegiate appearance on Feb. 15, picking up a strikeout in a scoreless frame
- Attended Orchard Lake St. Mary's Prep in West Bloomfield Township, Mich.
- Rated as the No. 7 right-handed pitcher and No. 26 overall recruit in Michigan by Perfect Game USA
- Also listed as a top-500 recruit nationally by PG
- Prep Baseball Report's 14th-ranked right-handed pitcher and the No. 43 recruit in the state
- Helped St. Mary's to back-to-back state titles in 2021 and 2022, including a perfect 44-0 mark in 2022 to set the Michigan single season wins record

2026 SEASON TOTALS

OPPONENT	ERA	W-L-S	G/GS	IP	H	R	ER	BB	SO	HR	NP
(3/1) Houston	0.00	0-0-0	1/0	0.2	1	0	0	1	0	0	10
(3/4) Alabama State	0.00	0-0-0	1/0	2.1	1	0	0	0	2	0	33
(3/7) North Florida	0.00	0-0-0	1/0	1.0	0	0	0	1	2	0	18
(3/17) at South Alabama	0.00	0-0-0	1/0	0.2	2	0	0	0	1	0	28
(4/7) Samford	0.00	0-0-0	1/0	1.0	0	0	0	1	2	0	18
TOTALS	0.00	0-0-0	5/0	5.2	4	0	0	4	6	0	--

2025 SEASON TOTALS

OPPONENT	ERA	W-L-S	G/GS	IP	H	R	ER	BB	SO	HR	NP
(2/15) Bradley	0.00	0-0-0	1/0	1.0	0	0	0	0	1	0	13
(2/19) Alabama State	0.00	0-0-0	1/0	1.0	0	0	0	0	1	0	12
TOTALS	0.00	0-0-0	2/0	2.0	0	0	0	0	2	0	--

CAREER TOTALS (at Alabama)

YEAR	ERA	W-L	APP/GS	SV	IP	H	R	ER	BB	SO	B/AVG
2025	0.00	0-0	2/0	0	2.0	0	0	0	0	2	.000
2026	0.00	0-0	5/0	0	5.2	4	0	0	4	6	.182
TOTALS	0.00	0-0	7/0	0	7.2	4	0	0	4	8	.148

SEC CAREER TOTALS (at Alabama)

YEAR	ERA	W-L	APP/GS	SV	IP	H	R	ER	BB	SO	B/AVG
2025	--	--	--	--	--	--	--	--	--	--	--
TOTALS	--	--	--	--	--	--	--	--	--	--	--

#35 OWEN SARNA, RHP - JR.

SEASON-HIGH IP: 2.0 vs. Austin Peay (3/24)
CAREER-HIGH IP (at Alabama): 2.0 vs. Austin Peay (3/24/26)
SEASON-HIGH K: 1 vs. Austin Peay (3/24)
CAREER-HIGH K (at Alabama): 1 vs. Austin Peay (3/24/26)

- Spent two seasons at Winthrop University in his hometown of Rock Hill, S.C.
- Appeared in 31 games with the Eagles, posting a career 4.97 ERA (62 ER/ 112.1 IP)
- Made 18 appearances, including 10 starts for Winthrop in 2025, earning a 5.14 ERA (36 ER/ 63.0 IP) with 57 strikeouts and 21 walks
- Struck out a career-best 11 batters across 6.2 innings at Longwood on April 27
- Began the 2025 campaign with 5.2 scoreless innings against Merrimack, totaling nine strikeouts in the season opener
- Posted a 4.74 ERA (26 ER/49.1 IP) with 38 strikeouts and 21 walks during his freshman campaign
- Was named to the Big South Conference All-Freshman Team in 2024, finishing the season with the league's ninth-best ERA
- Attended Northwestern High School in Rock Hill, S.C.
- Named South Carolina AAAA Player of the Year following his final high school season
- SCBCA North-South All-Star Game selection in 2023
- Northwestern High School's Pitcher of the Year in 2022 and 2023
- Perfect Game State Rank No. 68 Overall and No. 18 RHP
- Principal's List selection in 2023
- Earned Academic Excellence awards in 2022 and 2023
- Garnered Athletic Academic Excellence distinctions from 2021-23
- Member of the National Honors Society of High School Scholars

2026 SEASON TOTALS

OPPONENT	ERA	W-L-S	G/GS	IP	H	R	ER	BB	SO	HR	NP
(2/20) Rhode Island	9.00	0-0-0	1/0	1.0	2	1	1	0	0	0	19
(3/24) Austin Peay	3.00	0-0-0	1/0	2.0	1	0	0	0	1	0	25
(3/31) Jacksonville State	2.70	0-0-0	1/0	0.1	0	0	0	0	0	0	3
TOTALS	2.70	0-0-0	3/0	3.1	3	1	1	0	1	0	--

CAREER TOTALS (at Alabama)

YEAR	ERA	W-L	APP/GS	SV	IP	H	R	ER	BB	SO	B/AVG
2026	2.70	0-0	3/0	0	3.1	3	1	1	0	1	.231
TOTALS	2.70	0-0	3/0	0	3.1	3	1	1	0	1	.231

SEC CAREER TOTALS (at Alabama)

YEAR	ERA	W-L	APP/GS	SV	IP	H	R	ER	BB	SO	B/AVG
2026	--	--	--	--	--	--	--	--	--	--	--
TOTALS	--	--	--	--	--	--	--	--	--	--	--

PITCHING GAME-BY-GAME AND CAREER STATS

#36 HAGAN BANKS, RHP - R-SR.

SEASON-HIGH IP: 2.1, at Kentucky (3/15)
CAREER-HIGH IP: 4.0 at Arkansas (3/31/23)
SEASON-HIGH K: 5 at Samford (2/17)
CAREER-HIGH K: 6 at Texas A&M (5/12/23)

- A late-inning reliever back to full strength for the Crimson Tide
- Recorded his fifth save at then-No. 11 Oklahoma, retiring all three he faced on April 4 to secure the series win for Alabama
- Crucial to the Tide's sweep of then-No. 5 Auburn from March 27-29
- Notched his four consecutive save in the series finale with Auburn, strikingout two in a perfect 9th
- Earned the win on March 28 after tossing 2.0 shutout innings against the Tigers, allowing for the Tide to walk-off Auburn in the 9th
- Managed four strikeouts in a multi-inning save against Jax State on March 3
- Picked up his second save in Frisco against then-No. 19 Oregon State on Feb. 28
- Earned his first career save at Samford on Feb. 17, striking out five across 2.0 shutout frames
- Allowed one earned run or fewer in 15 of his 17 appearances in 2025
- His 1.24 WHIP was third-best among Alabama relievers
- Tallied multiple strikeouts in six of his 17 games
- Had season-ending surgery following his start at Georgia in 2024

2026 SEASON TOTALS

OPPONENT	ERA	W-L-S	G/GS	IP	H	R	ER	BB	SO	HR	NP
(2/17) Samford	0.00	0-0-1	1/0	2.0	2	0	0	0	5	0	28
(2/28) Oregon State	6.00	0-0-1	1/0	1.0	3	2	2	1	0	0	16
(3/3) Jacksonville State	7.20	0-0-1	1/0	2.0	3	2	2	1	4	0	41
(3/10) Troy	6.00	0-0-0	1/0	1.0	0	0	0	1	1	0	24
(3/14) at Kentucky	5.40	0-0-0	1/0	2.1	2	1	1	0	4	0	32
(3/21) Florida	5.00	0-0-0	1/0	0.2	1	0	0	0	0	0	11
(3/22) Florida	4.09	0-0-0	1/0	2.0	0	0	0	0	1	0	25
(3/28) Auburn	3.46	1-0-0	1/0	2.0	1	0	0	1	0	0	32
(3/30) Auburn	3.21	0-0-1	1/0	1.0	0	0	0	0	2	0	13
(4/4) at Oklahoma	3.00	0-0-1	1/0	1.0	0	0	0	0	0	0	8
TOTALS	3.00	1-0-5	10/0	15.0	12	5	5	4	17	0	--

2025 SEASON TOTALS

OPPONENT	ERA	W-L-S	G/GS	IP	H	R	ER	BB	SO	HR	NP
(2/15) Bradley	0.00	0-0-0	1/0	1.2	0	0	0	2	2	0	32
(2/22) vs. NC State	0.00	0-0-0	1/0	1.2	0	0	0	0	2	0	23
(3/1) NDSU	0.00	0-0-0	1/0	1.0	1	0	0	0	0	0	9
(3/8) Presbyterian	0.00	0-0-0	1/0	1.2	0	0	0	0	2	0	20
(3/15) at Texas A&M	1.23	0-0-0	1/0	1.1	0	1	1	3	1	0	31
(3/22) Tennessee	1.08	0-0-0	1/0	1.0	0	0	0	1	1	0	23
(3/25) Oklahoma	1.33	0-0-0	1/0	1.0	1	1	1	0	1	0	12
(4/1) Samford	1.74	0-0-0	1/0	1.0	0	0	0	0	2	0	18
(4/5) at Auburn-2	1.59	0-0-0	1/0	1.0	1	0	0	0	1	0	10
(4/12) Mississippi St.	1.35	0-0-0	1/0	2.0	1	0	0	1	0	0	26
(4/19) at LSU	1.23	0-0-0	1/0	1.1	2	2	0	0	1	1	25
(4/22) at Samford	1.15	0-0-0	1/0	1.0	0	0	0	0	3	0	12
(4/24) Missouri	1.15	0-0-0	1/0	0.0	1	0	0	1	0	0	8
(5/4) at Vanderbilt	2.60	0-0-0	1/0	1.2	2	3	3	1	1	2	34
(5/11) Georgia	3.44	0-0-0	1/0	1.0	1	2	2	1	0	1	17
(5/17) Florida	3.26	0-0-0	1/0	1.0	1	0	0	0	0	0	12
(5/21) vs. Tennessee	3.72	0-0-0	1/0	0.0	2	1	1	0	0	0	7
TOTALS	3.72	0-1-0	17/0	19.1	15	10	8	10	18	4	--

2024 SEASON TOTALS

OPPONENT	ERA	W-L-S	G/GS	IP	H	R	ER	BB	SO	HR	NP
(2/16) Manhattan	0.00	0-0-0	1/0	2.2	1	0	0	1	5	0	44
(3/10) Lipscomb	0.00	0-0-0	1/1	1.0	0	0	0	1	1	0	23
(3/17) Tennessee	3.18	0-0-0	1/1	2.0	3	2	2	1	2	0	39
(3/24) at Georgia	5.14	0-1-0	1/1	1.1	3	2	2	0	1	2	17
TOTALS	5.14	0-1-0	4/3	7.0	7	4	4	3	9	2	--

2023 SEASON TOTALS

OPPONENT	ERA	W-L-S	G/GS	IP	H	R	ER	BB	SO	HR	NP
(2/21) Tenn. Tech	0.00	0-0-0	1/0	1.1	2	0	0	1	1	0	25
(2/28) High Point	0.00	0-0-0	1/0	1.0	1	0	0	0	1	0	11
(3/3) UIC	0.00	0-0-0	1/0	2.0	1	0	0	0	4	0	24
(3/7) at Samford	0.00	0-0-0	1/0	2.0	0	0	0	0	2	0	20
(3/16) at Florida	0.00	0-0-0	1/1	3.1	1	0	0	0	2	0	57
(3/24) Kentucky	0.00	0-0-0	1/0	2.2	3	0	0	0	2	0	34
(3/31) at Arkansas	0.00	0-0-0	1/0	4.0	0	0	0	0	5	0	48
(4/6) Miss. State	0.92	0-0-0	1/0	3.1	3	2	2	1	1	1	47
(4/14) Auburn	2.11	0-0-0	1/0	1.2	2	4	3	1	2	1	42
(4/21) at Missouri	2.25	1-0-0	1/0	2.2	2	1	1	0	3	1	35
(4/28) at LSU	3.33	0-1-0	1/1	3.0	3	4	4	1	3	2	52
(5/5) Vanderbilt	3.07	0-0-0	1/0	2.1	1	0	0	0	3	0	35
(5/12) at Texas A&M	3.66	0-0-0	1/0	2.2	3	3	3	0	6	2	44
(5/19) Ole Miss-1	3.62	0-0-0	1/0	0.1	0	0	0	0	1	0	5
(5/25) vs. Auburn	3.51	0-0-0	1/0	1.0	0	0	0	1	1	0	15
(6/4) vs. Boston Coll.	3.48	0-0-0	1/0	0.1	0	0	0	2	0	0	16
TOTALS	3.48	1-1-0	16/2	33.2	22	16	13	7	37	7	--

2022 SEASON TOTALS

OPPONENT	ERA	W-L-S	G/GS	IP	H	R	ER	BB	SO	HR	NP
(2/23) Alabama State	0.00	0-0-0	1/1	2.0	0	0	0	1	2	0	35
(3/1) UT Martin	0.00	0-0-0	1/1	2.0	0	0	0	0	2	0	17
(3/9) North Alabama	1.59	0-0-0	1/0	1.2	1	1	1	1	1	0	31
(3/16) at So. Miss	3.68	0-1-0	1/0	1.2	1	2	2	1	0	0	27
(3/23) at UAB	2.89	0-0-0	1/0	2.0	0	0	0	0	1	0	19
(3/29) So. Alabama	3.48	0-0-0	1/0	1.0	1	1	1	1	1	0	21
(4/17) at Tennessee	3.27	0-0-0	1/0	0.2	0	0	0	0	1	0	8
(4/26) at Samford	3.75	0-0-0	1/0	1.0	1	1	1	1	2	1	27
TOTALS	3.75	0-1-0	8/2	12.0	4	5	5	5	10	1	--

CAREER TOTALS

YEAR	ERA	W-L	APP/GS	SV	IP	H	R	ER	BB	SO	B/AVG
2022	3.75	0-1	8/2	0	12.0	4	5	5	5	10	.103
2023	3.48	1-1	16/2	0	33.2	22	16	13	7	37	.180
2024	5.14	0-1	4/3	0	7.0	7	4	4	3	9	.269
2025	3.72	0-1	17/0	0	19.1	15	10	8	10	18	.211
2026	3.00	1-0	10/0	5	15.0	12	5	5	4	17	.211
TOTALS	3.62	2-4	55/7	5	87.0	60	40	35	29	91	.190
TOTALS (as SP)	4.91	0-2	7	--	14.2	10	8	8	4	13	---

SEC CAREER TOTALS

YEAR	ERA	W-L	APP/GS	SV	IP	H	R	ER	BB	SO	B/AVG
2022	0.00	0-0	1/0	0	0.2	0	0	0	0	1	.000
2023	4.50	1-1	10/2	0	26.0	18	14	13	3	28	.191
2024	10.80	0-1	2/2	0	3.1	6	4	4	1	3	.400
2025	5.56	0-1	10/0	0	11.1	10	9	7	8	7	.233
2026	1.00	1-0	6/0	2	9.0	4	1	1	1	7	.129
TOTALS	4.47	2-3	29/4	2	50.1	38	28	25	12	44	---
TOTALS (as SP)	7.55	0-2	4	--	9.2	10	8	8	3	8	---

#38 ZACH KITTRELL, RHP - SR.

SEASON-HIGH IP: N/A
CAREER-HIGH IP (at Alabama): 2.0 vs. Alabama State (2/19/25)
SEASON-HIGH K: N/A
CAREER-HIGH K (at Alabama): 2, 2x, last vs. Alabama State (2/19/25)

- Saw action in five games in his debut season in Tuscaloosa
- Totaled a 9.64 ERA (5 ER/4.2 IP) with six strikeouts
- Picked up his first Alabama win on Feb. 19 after tossing 2.0 scoreless innings against Alabama State
- Spent two seasons at Pensacola State College
- Appeared in 18 games (1 start) during his time in Pensacola, posting a 5.94 ERA (22 ER/33.1IP) and striking out 14.04 batters per nine innings
- Missed the 2024 season after undergoing Tommy John surgery in March
- Attended Bayside Academy in Daphne, Ala.
- Ranked as the No. 21 right-hander and No. 67 overall player in Alabama's 2022 class by Perfect Game
- Also excelled on the gridiron, earning All-State honors from the Alabama Sports Writers Association for his efforts in 2021

2026 SEASON TOTALS

OPPONENT	ERA	W-L-S	G/GS	IP	H	R	ER	BB	SO	HR	NP
(DATE) Opponent	--	--	--	--	--	--	--	--	--	--	--
TOTALS	--	--	--	--	--	--	--	--	--	--	--

2025 SEASON TOTALS

OPPONENT	ERA	W-L-S	G/GS	IP	H	R	ER	BB	SO	HR	NP
(2/14) Bradley	0.00	0-0-0	1/0	1.0	0	0	0	1	2	0	15
(2/19) Alabama State	0.00	1-0-0	1/1	2.0	0	0	0	0	2	0	24
(2/25) Jacksonville State	6.75	0-0-0	1/0	1.0	2	3	3	1	1	0	36
(3/7) Presbyterian	5.79	0-0-0	1/0	0.2	0	0	0	1	1	0	15
(4/1) Samford	9.64	0-0-0	1/0	0.0	1	2	2	2	0	0	15
TOTALS	9.64	1-0-0	5/1	4.2	3	5	5	5	6	0	--

CAREER TOTALS (at Alabama)

YEAR	ERA	W-L
------	-----	-----

PITCHING GAME-BY-GAME AND CAREER STATS

#39 ROSS LINDSEY, LHP - FR.

SEASON-HIGH IP: N/A
 CAREER-HIGH IP: N/A
 SEASON-HIGH K: N/A
 CAREER-HIGH K: N/A

- Attended Natchitoches Central High School in Natchitoches, La.
- The top prep southpaw in Louisiana according to Perfect Game USA and Prep Baseball Report
- A top-500 prospect and the 54th-rated lefty in PG's national rankings
- Earned all-district honors across three varsity seasons
- Helped the Chiefs to the state playoffs in each of his three years
- Also played football, basketball and soccer at Natchitoches Central

2026 SEASON TOTALS

OPPONENT	ERA	W-L-S	G/GS	IP	H	R	ER	BB	SO	HR	NP
(DATE) Opponent	--	--	--	--	--	--	--	--	--	--	--
TOTALS	--	--	--	--	--	--	--	--	--	--	--

CAREER TOTALS

YEAR	ERA	W-L	APP/GS	SV	IP	H	R	ER	BB	SO	B/AVG
2026	--	--	--	--	--	--	--	--	--	--	--
TOTALS	--	--	--	--	--	--	--	--	--	--	--

SEC CAREER TOTALS

YEAR	ERA	W-L	APP/GS	SV	IP	H	R	ER	BB	SO	B/AVG
2026	--	--	--	--	--	--	--	--	--	--	--
TOTALS	--	--	--	--	--	--	--	--	--	--	--

#43 JACK KETCHUM, RHP - SO.

SEASON-HIGH IP: N/A
 CAREER-HIGH IP: 1.0 vs. Alabama State (2/19/25)
 SEASON-HIGH K: N/A
 CAREER-HIGH K: 3 vs. Alabama State (2/19/25)

- Picked up one out in Alabama's 4-3, walkoff win over North Alabama on March 25
- Made his collegiate debut against Alabama State on Feb. 19
- Attended Heritage Academy in Columbus, Miss.
- Owned a 13-6 record with one save and a 3.43 ERA (68 ER/138.2 IP) across his four seasons of high school ball
- Selected as MAIS District I Player of the Year following his senior season
- Produced a 2.58 ERA (15 ER/40.2 IP) on the mound with 72 strikeouts as a senior

2026 SEASON TOTALS

OPPONENT	ERA	W-L-S	G/GS	IP	H	R	ER	BB	SO	HR	NP
(DATE) Opponent	--	--	--	--	--	--	--	--	--	--	--
TOTALS	--	--	--	--	--	--	--	--	--	--	--

2025 SEASON TOTALS

OPPONENT	ERA	W-L-S	G/GS	IP	H	R	ER	BB	SO	HR	NP
(2/19) Alabama State	9.00	0-0-0	1/0	1.0	2	1	1	1	3	0	24
(3/25) vs. No. Alabama	5.40	0-0-0	1/0	0.1	0	0	0	0	0	0	4
(4/1) Samford	27.00	0-0-0	1/0	0.0	2	4	4	1	0	1	11
TOTALS	27.00	0-0-0	3/0	1.1	4	5	5	2	3	1	--

CAREER TOTALS

YEAR	ERA	W-L	APP/GS	SV	IP	H	R	ER	BB	SO	B/AVG
2025	27.00	0-0	4/0	0	1.2	4	5	5	2	3	.444
TOTALS	27.00	0-0	4/0	0	1.2	4	5	5	2	3	.444

SEC CAREER TOTALS

YEAR	ERA	W-L	APP/GS	SV	IP	H	R	ER	BB	SO	B/AVG
2025	--	--	--	--	--	--	--	--	--	--	--
TOTALS	--	--	--	--	--	--	--	--	--	--	--

#44 EVAN STECKMESSER, LHP - GR.

SEASON-HIGH IP: 2.1 vs. Rhode Island (2/21)
 CAREER-HIGH IP (at Alabama): 2.1 vs. Rhode Island (2/21/26)
 SEASON-HIGH K: 3 vs. Rhode Island (2/21)
 CAREER-HIGH K (at Alabama): 3 vs. Rhode Island (2/2/26)

- A crafty lefty with ample experience in the Tide bullpen
- Retired seven of the eight batters he faced across 2.0 shutout innings, totaling two strikeouts against Troy on March 10
- Earned the save against Rhode Island on Feb. 21, covering 2.1 innings with three strikeouts
- Punched out three in 2.0 innings against Alabama State on Feb. 18
- Struck out two of his three outs in a perfect inning in his Crimson Tide debut against the Cougars on Feb. 14
- Spent two seasons at Samford University, appearing in 56 games out of the bullpen
- Responsible for a 4.21 ERA across 92.0 innings as a Bulldog, producing 92 strikeouts
- Led Samford and the SoCon with 27 appearances in 2025, while his 56.2 IP was tops among relief arms
- Owned a team-low 3.18 ERA to go with an impressive 8.1 K/BB ratio (65 K/8 BB)
- Recorded 2.0-plus innings of work in 16 of his 27 appearances, including a season-high 5.1 frames against Kennesaw State on March 2
- Managed a season-best 10 strikeouts while surrendering just one earned run over 5.0 innings against The Citadel on April 11
- Totaled 35.1 innings on the mound in 2024, producing a 5.86 ERA
- Struck out 27 batters across his team-leading 29 appearances
- Spent two seasons at Snead State Community College
- Made 34 appearances with the Parsons, averaging a 6.88 ERA (51 ER/66.2 IP) with 78 strikeouts and six saves
- Attended Virgil Grissom High School in Huntsville
- Rated as Perfect Game USA's 108th overall player and 10th-ranked southpaw in the state of Alabama
- Posted a 2.42 ERA during his senior season, striking out 57 batters over 34.2 innings

2026 SEASON TOTALS

OPPONENT	ERA	W-L-S	G/GS	IP	H	R	ER	BB	SO	HR	NP
(2/14) Washington State	0.00	0-0-0	1/0	1.0	0	0	0	0	2	0	13
(2/18) Alabama State	0.00	0-0-0	1/0	2.0	2	0	0	0	3	0	26
(2/21) Rhode Island	0.00	0-0-1	1/0	2.1	0	0	0	0	3	0	29
(2/24) at Southern Miss	7.94	0-0-0	1/0	0.1	3	5	5	2	0	1	26
(3/1) Houston	9.45	0-0-0	1/0	1.0	3	3	2	0	1	0	25
(3/7) North Florida	7.27	0-0-0	1/0	2.0	0	0	0	1	2	0	24
(3/10) Troy	5.91	0-0-0	1/0	2.0	0	0	0	0	2	0	30
(3.14) at Kentucky	6.39	0-0-0	1/0	2.0	2	2	2	1	2	0	29
(3/17) at South Alabama	6.23	0-0-0	1/0	0.1	2	1	0	0	0	0	5
(3/24) Austin Peay	5.79	0-0-0	1/0	1.0	1	0	0	0	1	0	11
(3/31) at Jacksonville State	5.17	1-0-0	1/0	1.2	0	0	0	2	2	0	29
TOTALS	5.17	1-0-1	11/0	15.2	13	11	9	6	18	1	--

CAREER TOTALS (at Alabama)

YEAR	ERA	W-L	APP/GS	SV	IP	H	R	ER	BB	SO	B/AVG
2026	5.17	0-0	11/0	1	15.2	13	11	9	6	18	.232
TOTALS	5.17	0-0	10/0	1	14.0	13	11	9	4	16	.232

SEC CAREER TOTALS (at Alabama)

YEAR	ERA	W-L	APP/GS	SV	IP	H	R	ER	BB	SO	B/AVG
2026	9.00	0-0	1/0	0	2.0	2	2	2	1	2	.286
TOTALS	9.00	0-0	1/0	0	2.0	2	2	2	1	2	.286

#45 JOE CHIARODO, OF/RHP - FR.

SEASON-HIGH IP: 0.2 vs. Washington State (2/14)
 CAREER-HIGH IP: 0.2 vs. Washington State (2/14/26)
 SEASON-HIGH K: N/A
 CAREER-HIGH K: N/A

- Earned the win in his first-career start on March 4, scattering two hits against the Hornets in two shutout innings
- Attended Edwardsville High School in Edwardsville, Ill.
- Ranked as the No. 2 outfielder and ninth-best player in Illinois by Perfect Game USA
- PG's No. 56 outfielder nationally and the 260th player at any position
- Rated by Prep Baseball Report's as No. 8 player at any position and the second-best outfielder in his state
- Listed as PBR's 236th overall player and No. 42 outfield recruit in the country
- Helped EHS to state championships in both 2022 and 2023
- Earned all-conference honors in 2023 and 2024
- Also excelled as a golfer, picking up all-conference and all-area recognition in 2021

2026 SEASON TOTALS

OPPONENT	ERA	W-L-S	G/GS	IP	H	R	ER	BB	SO	HR	NP
(2/14) Washington State	0.00	0-0-0	1/0	0.2	1	0	0	0	0	0	13
(2/24) at Southern Miss	0.00	0-0-0	1/0	0.2	1	0	0	0	1	0	13
(3/4) Alabama State	0.00	1-0-0	1/1	2.0	2	0	0	1	0	0	39
TOTALS	0.00	1-0-0	3/1	3.1	4	0	0	1	1	0	--

CAREER TOTALS

YEAR	ERA	W-L	APP/GS	SV	IP	H	R	ER	BB	SO	B/AVG
2026	0.00	1-0	3/0	0	3.1	4	0	0	1	1	.333
TOTALS	0.00	1-0	3/0	0	3.1	4	0	0	1	1	.333

SEC CAREER TOTALS

YEAR	ERA	W-L	APP/GS	SV	IP	H	R	ER	BB	SO	B/AVG
2026	--	--	--	--	--	--	--	--	--	--	--
TOTALS	--	--	--	--	--	--	--	--	--	--	--

PITCHING GAME-BY-GAME AND CAREER STATS

#48 ASHTON CROWTHER, LHP - R-JR.

SEASON-HIGH IP: 3.2 at Oklahoma (4/4)
CAREER-HIGH IP (at Alabama): 3.2 at Oklahoma (4/4/26)
SEASON-HIGH K: 4 vs. Florida (3/22)
CAREER-HIGH K (at Alabama): 4 vs. Florida (3/29/26)

- An experienced lefty used both situationally and for length in his first season with the Tide
- Covered 3.2 innings out of the bullpen in Norman on April 4, the most innings pitched by a Tide reliever this season
- Pitched 2.2 scoreless innings of relief on March 29 to help the Tide secure a series sweep of then-No. 5 Auburn, striking out two while scattering a hit
- Picked up the win against then-No. 18 Florida on March 22, tossing 3.1 innings of two-run ball, striking out four while allowing just a two-run home run after the Tide had claimed a 9-4 lead going into the 7th.
- Pitched the final inning to secure the win over Iowa on Feb. 27, scattering a hit
- Made 19 appearances with two starts for the Gamecocks in 2025
- Posted a 2-2 record with a 4.38 ERA and one save
- Totaled 28 strikeouts in 37.0 innings pitched
- Managed a 3.05 ERA in nine SEC appearances
- Struck out four batters in 2.2 hitless innings in a win over Kentucky (April 26)
- Earned his first win with the Gamecocks vs. Milwaukee (Feb. 23), striking out three in 2.0 innings
- Picked up the save vs. Ole Miss (April 18), retiring the final four batters of the game
- Did not allow an earned run across 3.0 innings at Auburn (May 9)
- Made his first start of the season May 4 against Florida, striking out four while allowing just one earned run over 4.0 innings
- Attended the University of Miami for two academic years
- Pitched in 15 games with seven starts for the Hurricanes in 2024, notching 28 strikeouts in 36.2 innings pitched
- Earned the win against Florida Atlantic (April 9), allowing just one run in 3.0 innings of relief
- Did not play in 2023 due to injury
- Attended J.W. Mitchell High School in Trinity, Fla.

2026 SEASON TOTALS

OPPONENT	ERA	W-L-S	G/GS	IP	H	R	ER	BB	SO	HR	NP
(2/14) Washington State	9.00	0-0-0	1/0	1.0	2	1	1	0	0	0	17
(2/27) vs. Iowa	4.50	0-0-0	1/0	1.0	1	0	0	0	0	0	19
(3/3) Jacksonville State	2.08	1-0-0	1/0	2.1	0	0	0	0	2	0	28
(3/8) North Florida	1.68	0-0-0	1/0	1.0	1	0	0	0	0	0	13
(3/13) at Kentucky	1.42	0-0-0	1/0	1.0	1	0	0	1	1	0	13
(3/17) at South Alabama	1.23	0-1-0	1/0	1.0	2	3	0	0	1	0	28
(3/22) Florida	2.53	1-0-0	1/0	3.1	1	2	2	1	4	1	48
(3/29) Auburn	2.03	0-0-0	1/0	2.2	1	0	0	0	2	0	43
(4/4) at Oklahoma	2.12	0-0-0	1/0	3.2	4	1	1	1	3	0	67
TOTALS	2.12	2-1-0	9/0	17.0	13	7	4	3	13	1	--

SEC CAREER TOTALS (at Alabama)

YEAR	ERA	W-L	APP/GS	SV	IP	H	R	ER	BB	SO	B/AVG
2026	2.53	1-0	4/0	0	10.2	7	3	3	3	10	.217
TOTALS	2.53	1-0	4/0	0	10.2	7	3	3	3	10	.217

#50 CONNOR LEHMAN, LHP - SO.

SEASON-HIGH IP: 2.1, 1 vs. Austin Peay (3/24)
CAREER-HIGH IP: 2.1, 1 vs. Austin Peay (3/24/26)
SEASON-HIGH K: 3, vs. Rhode Island (2/20)
CAREER-HIGH K: 3, vs. Rhode Island (2/20/26)

- Earned his first career win on March 24, dominating out of the bullpen over 2.1 scoreless, hitless innings against Austin Peay in Madison
- Posted a 14.54 ERA (7 ER/4.1 IP) in nine outings as a rookie, primarily working against left-handed hitters
- Tossed 1.1 scoreless innings in his collegiate debut on April 1, striking out two
- Attended Stewart County High School in Dover, Tenn.
- Tennessee's top-ranked left-handed pitcher and the No. 16 overall recruit by Perfect Game USA
- Also listed as PG's No. 51 lefty nationally and a top-500 recruit overall by the site
- Ranked as the No. 3 southpaw and No. 12 player in Tennessee by Prep Baseball Report
- The 33rd-ranked left-hander and a top-300 recruit in the country by PBR
- Earned all-district and District Pitcher of the Year honors his final three seasons at Stewart County HS
- Played for Team Tennessee in the Geico National High School Championship following his junior season

2026 SEASON TOTALS

OPPONENT	ERA	W-L-S	G/GS	IP	H	R	ER	BB	SO	HR	NP
(2/20) Rhode Island	0.00	0-0-0	1/0	1.0	1	0	0	0	3	0	14
(2/24) at Southern Miss	9.00	0-0-0	1/0	1.0	0	2	2	2	0	0	16
(3/4) Alabama State	12.27	0-0-0	1/0	1.2	3	3	3	1	1	1	41
(3/24) Austin Peay	7.50	1-0-0	1/0	2.1	0	0	0	1	2	0	31
(3/31) at Jacksonville State	7.11	0-0-0	1/0	0.1	0	0	0	0	0	0	5
(4/7) Samford	5.87	0-0-0	1/0	1.1	0	0	0	1	1	0	19
TOTALS	5.87	1-0-0	6/0	7.2	4	5	5	5	7	1	--

2025 SEASON TOTALS

OPPONENT	ERA	W-L-S	G/GS	IP	H	R	ER	BB	SO	HR	NP
(4/1) Samford	0.00	0-0-0	1/0	1.1	0	0	0	0	2	0	38
(4/8) So. Miss.	9.00	0-0-0	1/0	0.2	3	2	2	0	1	0	20
(4/12) Mississippi St.	9.00	0-0-0	1/0	0.0	1	0	0	0	0	0	1
(4/13) Mississippi St.	7.71	0-0-0	1/0	0.1	0	0	0	0	0	0	6
(4/17) at LSU	6.75	0-0-0	1/0	0.1	0	0	0	0	0	0	4
(4/22) at Samford	4.50	0-0-0	1/0	1.1	0	0	0	1	1	0	19
(5/2) at Vanderbilt	10.38	0-0-0	1/0	0.1	3	3	3	0	0	0	12
(5/6) at Troy	10.38	0-0-0	1/0	0.0	0	0	0	2	0	0	3
(5/17) at Florida	14.54	0-0-0	1/0	0-0	0	2	2	0	0	0	3
TOTALS	14.54	0-0-0	9/0	4.1	7	7	7	3	4	0	--

CAREER TOTALS (at Alabama)

YEAR	ERA	W-L	APP/GS	SV	IP	H	R	ER	BB	SO	B/AVG
2025	14.54	0-0	9/0	0	4.1	7	7	7	3	4	.333
2026	5.87	1-0	6/0	0	7.2	4	5	5	5	7	.148
TOTALS	9.00	1-0	15/0	0	12.0	11	12	12	8	11	.229

SEC CAREER TOTALS (at Alabama)

YEAR	ERA	W-L	APP/GS	SV	IP	H	R	ER	BB	SO	B/AVG
2025	45.00	0-0	5/0	0	1.0	4	5	5	0	0	.500
TOTALS	27.00	0-0	4/0	0	1.0	4	3	3	0	0	.571

PITCHING GAME-BY-GAME AND CAREER STATS

#99 AUSTIN MORRIS, RHP - R-JR.

SEASON-HIGH IP: 2.1 vs. Houston (3/1)
CAREER-HIGH IP: 3.0, 3x, last vs. LSU (5/10/24)
SEASON-HIGH K: 4 at Oklahoma (4/3)
CAREER-HIGH K: 4, 3x, last at Oklahoma (4/3/26)

- A big right-hander with power stuff in the Tide bullpen
- Overpowered the Sooners in his first SEC action on April 3, producing a career-high tying four strikeouts in 2.0 scoreless frames
- Managed a season-best three strikeouts while not allowing an earned run across 2.1 innings against Houston on March 1
- Responsible for just one hit and an unearned run in 2.0 innings against Rhode Island on Feb. 21
- Produced at least one strikeout in 12 of his 18 games in 2025
- Dominated the Trojans out of the bullpen on May 6, not allowing a hit while striking out two in 2.1 scoreless innings
- Earned the win on April 22, striking out two while inducing a strike 'em out, throw 'em out double play to halt a Samford rally
- Induced an important double play to help Alabama to a 4-1 win over Mississippi State on April 12
- Provided important relief innings, going 2.1 scoreless frames against then-No. 23 Southern Miss on April 8
- Handed the win after picking up the final two outs of the eighth against then-No. 16 Auburn on April 5
- Notched a season-best four strikeouts against top-ranked Tennessee on March 21
- Picked up a strikeout in a scoreless inning against South Alabama on March 18, earning the win
- Matched his season-high on March 2 with 2.0 scoreless innings against North Dakota State
- Went for 2.0 clean frames against Alabama State on Feb. 19
- Earned more playing time as the season wore on, appearing in 14 total games out of the bullpen in 2024
- Finished with a 2-0 record and a 4.74 ERA (13 ER/24.2 IP) in his first season of action

2026 SEASON TOTALS

OPPONENT	ERA	W-L-S	G/GS	IP	H	R	ER	BB	SO	HR	NP
(2/13) Washington State	4.50	0-0-0	1/0	2.0	1	1	1	2	2	0	39
(2/17) at Samford	9.00	1-0-0	1/0	1.0	3	2	2	0	2	0	28
(2/21) Rhode Island	5.40	0-0-0	1/0	2.0	1	1	0	1	0	0	19
(3/1) vs. Houston	3.68	0-0-0	1/0	2.1	0	1	0	0	3	0	36
(3/7) North Florida	4.70	0-0-0	1/0	0.1	1	1	1	1	0	0	15
(3/24) Austin Peay	4.15	0-0-0	1/0	1.0	0	0	0	0	2	0	13
(3/31) at Jacksonville State	3.60	0-0-0	1/0	1.1	2	1	0	1	0	0	25
(4/3) at Oklahoma	3.00	0-0-0	1/0	2.0	0	0	0	1	4	0	30
TOTALS	3.00	1-0-0	8/0	12.0	7	7	4	6	13	0	--

2025 SEASON TOTALS

OPPONENT	ERA	W-L-S	G/GS	IP	H	R	ER	BB	SO	HR	NP
(2/16) Bradley	10.80	0-0-0	1/0	1.2	3	2	2	1	2	0	36
(2/19) Alabama State	4.91	0-0-0	1/0	2.0	0	0	0	1	1	0	20
(2/23) vs. Ohio State	16.62	0-0-0	1/0	0.1	1	3	3	2	0	0	18
(3/2) NDSU	7.50	0-0-0	1/0	2.0	0	1	0	0	1	0	21
(3/9) Presbyterian	6.75	0-0-0	1/0	0.2	1	0	0	1	1	0	15
(3/18) So. Alabama	5.87	1-0-0	1/0	1.0	0	0	0	0	1	0	9
(3/21) Tennessee	4.66	0-0-0	1/0	2.0	0	0	0	0	4	0	24
(4/5) at Auburn-2	4.35	1-0-0	1/0	0.2	0	0	0	0	0	0	5
(4/8) So. Miss.	4.00	0-0-0	1/0	2.1	3	0	0	1	1	0	32
(4/12) Mississippi St.	3.38	0-0-0	1/0	0.2	0	0	0	0	0	0	2
(4/13) Mississippi St.	3.86	0-0-0	1/0	0.2	1	1	1	0	1	1	13
(4/17) at LSU	5.02	0-0-0	1/0	0.1	2	2	2	0	0	1	7
(4/22) at Samford	4.70	1-0-0	1/0	1.0	0	0	0	0	2	0	8
(4/25) Missouri	5.17	0-0-0	1/0	0.1	3	1	1	0	0	0	11
(5/6) at Troy	4.50	0-0-0	1/0	2.1	0	0	0	2	2	0	33
(5/9) Georgia-1	5.59	0-0-0	1/0	1.1	1	3	3	2	3	0	33
(5/17) Florida	6.20	0-0-0	1/0	1.0	2	3	2	1	1	0	33
(5/21) vs. Tennessee	6.64	0-0-0	1/0	0.0	1	2	1	1	0	0	13
TOTALS	6.64	3-0-0	18/0	20.1	18	18	15	12	20	2	--

2024 SEASON TOTALS

OPPONENT	ERA	W-L-S	G/GS	IP	H	R	ER	BB	SO	HR	NP
(2/17) Manhattan	0.00	0-0-0	1/0	1.0	0	0	0	0	0	0	7
(2/20) MTSU	0.00	1-0-0	1/0	3.0	1	0	0	0	4	0	34
(2/25) Valparaiso	0.00	0-0-0	1/0	1.0	0	0	0	3	2	0	27
(3/6) Troy	3.38	0-0-0	1/0	0.1	3	2	2	0	0	0	23
(3/12) at So. Miss	2.57	0-0-0	1/0	1.2	1	0	0	1	2	0	24
(3/19) at Alabama State	5.79	0-0-0	1/0	2.1	3	4	4	1	2	0	38
(3/26) vs. Belmont	5.23	0-0-0	1/0	1.0	1	0	0	2	2	0	24
(4/16) UAB	4.38	0-0-0	1/0	2.0	2	0	0	0	1	0	28
(4/23) Samford	4.11	1-0-0	1/0	3.0	5	1	1	0	2	0	39
(5/4) at Miss. State	4.67	0-0-0	1/0	2.0	2	2	2	1	0	1	24
(5/7) at Troy	4.91	0-0-0	1/0	1.0	2	1	1	0	0	0	12
(5/10) LSU	5.06	0-0-0	1/0	3.0	3	2	2	1	2	1	48
(5/16) at Auburn	5.01	0-0-0	1/0	2.0	4	1	1	0	2	1	39
(6/1) vs. Stetson	4.74	0-0-0	1/0	1.1	0	0	0	0	2	0	15
TOTALS	4.74	2-0-0	14/0	24.2	27	13	13	9	21	3	--

CAREER TOTALS

YEAR	ERA	W-L	APP/GS	SV	IP	H	R	ER	BB	SO	B/AVG
2024	4.74	2-0	14/0	0	24.2	27	13	13	9	21	.265
2025	6.20	3-0	18/0	0	20.1	17	16	14	11	20	.240
2026	3.00	1-0	8/0	0	12.0	7	7	4	6	13	.167
TOTALS	5.05	6-0	40/0	0	57.0	52	38	32	27	54	.237

SEC CAREER TOTALS

YEAR	ERA	W-L	APP/GS	SV	IP	H	R	ER	BB	SO	B/AVG
2024	6.43	0-0	3/0	0	7.0	9	5	5	2	4	.346
2025	11.57	1-0	8/0	0	7.0	9	10	9	3	9	.310
TOTALS	7.88	1-0	12/0	0	16.0	18	15	14	6	13	--

2026 PLAYER BIOS

#1 JUSTIN LEBRON, INF - JR.

LAST 5 GAMES: 5 G/5 GS, .190 (4-21) 1 RBI, 2 BB, 7 K, 2-2 SB
LAST 10 GAMES: 10 G/10 GS, .195 (8-41), 1 2B, 1 HR, 4 RBI, 4 BB, 1 HBP, 10 K, 4-4 SB
CURRENT STREAK: 14G on-base streak (dating back to March 15)

- An electrifying player with all five tools and one of the top prospects in the 2026 draft cycle
- Named to Golden Spikes Award Midseason Watch List on April 2
- No. 2 rated MLB Draft prospect by Baseball America (as of March 23)
- Ranked the No. 3 overall draft prospect by MLB Pipeline (as of March 23)
- Slugged two home runs to contribute four RBI in three games to help the Tide to a three-game sweep of then-No. 18 Florida from March 20-22
- Homered in his first plate appearance of SEC play at then-No. Kentucky on March 13, a solo blast
- Named Tournament MVP of the 2026 Frisco Classic, posting a .462 average (6-for-13) with two doubles, two home runs, seven RBI, one walk and one HBP with a stolen base
- Launched a grand slam as part of a two-hit, five RBI night against Iowa on Feb. 27
- Managed his fourth career multi-homer game against Rhode Island on Feb. 20, going 3-for-5 with five RBI, one walk and three runs scored
- Tied his career-high with three stolen bases at Samford on Feb. 17
- 2026 Golden Spikes Preseason Watch List selection
- Preseason First Team All-SEC honoree to begin his junior season
- Perfect Game USA Preseason First Team All-American
- Earned Second Team Preseason All-American recognition from Baseball America, D1Baseball.com and the NCBWA entering the 2026 season
- Ranked as the No. 2 shortstop by D1Baseball.com entering 2026
- Started all 59 games at shortstop for the Crimson Tide
- Recognized as a Second Team All-American by ABCA/Rawlings
- Earned Third Team All-American honors from the NCBWA
- Also garnered Third Team All-American recognition from Perfect Game USA
- First Team ABCA/Rawlings All-Southeast Region selection
- Named Second Team All-SEC as well as to the league's All-Defensive Team at shortstop for the second consecutive season
- Named a Golden Spikes Award semifinalist by USA Baseball on May 18
- Added to Dick Howser Trophy semifinalist list on May 15
- Selected to SEC Community Service Team on May 14
- Managed a .316 average (73-231) with 18 doubles, 1 triple, and 18 home runs
- Also contributed 72 RBI, 35 walks, 10 hit-by-pitch, 60 runs scored and 17 stolen bases in 18 tries
- Led the Tide in doubles (18), home runs (18), RBI (72), total bases (147) and runs scored (60), and stolen bases (17)
- His 72 RBI were second-most in the SEC and 26th in Division I
- The Floridian's 72 RBI stand as the most by a shortstop and sophomore player in program history
- Finished fifth in SEC with 18 doubles while his 18 home runs were 10th most among conference players
- Swiped 17 stolen bases, 10th-most in the SEC
- Hit two home runs as part of Alabama's 13-run second inning against Jacksonville State on Feb. 25, becoming the first UA player to hit two long-balls in the same inning since T.J. Reeves did so against Samford on April 9, 2019
- Recorded the second multi-homer game of his career with his two three-run blasts against Ohio State on Feb. 23
- Earned Tournament MVP accolades following the 2025 Jax College Baseball Classic
- Named a First Team Preseason All-American by the NCBWA
- Awarded Preseason First Team All-SEC honors from the league's coaches to begin his sophomore season
- Named a Preseason All-SEC selection by Perfect Game USA heading into the 2025 season
- Invited to the 2024 USA Baseball Collegiate National Training Camp
- Started all 57 games during his first season in Tuscaloosa with 56 at shortstop and one in center
- Garnered freshman first team All-America recognition from D1Baseball.com
- Named to the NCBWA's Freshman All-America First Team
- Also garnered Freshman All-America First Team accolades from Perfect Game USA
- Selected as a first team All-Southeast Region honoree by the ABCA/Rawlings
- Earned First Team All-SEC and Freshman All-SEC Team honors
- Also named to the SEC All-Defensive Team by the conference coaches
- Posted a .338 (73-216) average with nine doubles and 12 home runs in 2024
- Added 37 RBI, 50 runs, 20 walks, 16 hit-by-pitch and seven stolen bases in as many chances

CAREER TOTALS

YEAR	GP-GS	AVG	AB	R	H	2B	3B	HR	RBI	BB	SO	SB-A
2024	57-57	.338	216	50	73	9	0	12	37	20	53	7-7
2025	59-59	.316	231	60	73	18	1	18	72	35	68	17-18
2026	34-34	.267	131	38	35	5	0	11	28	20	30	25-25
TOTALS	150-150	.313	578	148	181	32	1	41	137	75	151	49-50

CAREER SEC TOTALS

YEAR	GP-GS	AVG	AB	R	H	2B	3B	HR	RBI	BB	SO	SB-A
2024	30-30	.342	120	21	41	4	0	5	14	7	29	1-1
2025	30-30	.252	119	24	30	9	0	6	22	15	44	8-8
2026	12-12	.282	48	12	10	1	0	3	7	2	10	5-5
TOTALS	72-72	.282	287	57	81	14	0	14	43	24	83	14-14

2026 SEASON HIGHS

2026 SEASON HIGHS		CAREER HIGHS	
Hits	3 vs. Rhode Island (2/20)	4	vs. UCF (5/31/24)
Doubles	1 3x, last vs. Auburn (3/27)	2	vs. Bradley (2/14/25)
Triples	N/A	1	at Jax State (3/4/25)
Home Runs	2 vs. Rhode Island (2/20)	2	4x, vs. Rhode Island (2/20)
RBI	5 2x, last vs. Iowa (2/27)	6	vs. Ohio State (2/23/25)
Runs	4 vs. Washington State (2/14)	4	vs. Washington State (2/14/26)
Walks	2 4x, last vs. Austin Peay (3/24)	3	3x, last vs. Missouri (5/20/25)
Stolen Bases	3 at Samford (2/17)	3	2x, last at Samford (2/17/26)

#3 WILL PLATTNER, C/O-F - R-JR.

LAST 5 GAMES: 3 G/3 GS, .000 (0-10), 2 BB, 5 K
LAST 10 GAMES: 8 G/8 GS, .115 (3-26), 1 HR, 5 RBI, 4 BB, 1 HBP, 9 K, 1 SF
CURRENT STREAK: N/A

- Enters the 2026 season as the captain of the Crimson Tide, donning the No. 3 jersey which represents the three pillars of Rob Vaughn's program - ownership, toughness and grit
- Provided key RBI single in the 8th against then-No. 5 Auburn on March 29, creating a two-run lead in the Tide's 3-1 win over the Tigers to secure the series sweep
- His first home-run of the 2026 season was a game-tying, two-run home run off the top of the left field scoreboard at The Joe, sparking the Tide's seven-run rally to take a permanent lead in the 14-7 win on March 14
- Led the Tide in two starts in Lexington, posting a .429 average (3-7) with two doubles, two RBI, one walk, and one HBP from March 14-15
- Split time behind the dish for Alabama in 2025, appearing in 26 games, including 23 starts
- Held a .264 batting average (23-87) with eight doubles and one home run
- Contributed 13 RBI, 13 walks and one hit-by-pitch
- Threw out 4-of-17 (23.5 percent) attempted base-stealers in 2025
- Slugged first homer in a Tide uniform in Alabama's elimination game against Southern Miss in the Hattiesburg Regional
- Produced go-ahead RBI double in the Tide's 6-5 win over No. 1 Tennessee on March 20
- Went 2-for-4 with an RBI-double in the Crimson Tide's 2-0 victory over Texas A&M on March 16
- Recorded a career-best three hits as part of a 3-for-5 day in Alabama's 6-3 win over UAB on March 11
- Did not see playing time in his first season at Alabama in 2024
- Spent his freshman season at Ole Miss
- Appeared in seven games for s in 2023, hitting .300 with a double and four runs scored
- Attended Glenwood High School in Glenwood, Ill.

CAREER TOTALS (at Alabama)

YEAR	GP-GS	AVG	AB	R	H	2B	3B	HR	RBI	BB	SO	SB-A
2025	26-23	.264	87	20	23	8	0	1	13	13	24	0-0
2026	21-16	.140	57	8	8	3	0	1	8	8	16	1-1
TOTALS	47-39	.215	144	28	31	11	0	2	21	21	40	1-1

CAREER SEC TOTALS (at Alabama)

YEAR	GP-GS	AVG	AB	R	H	2B	3B	HR	RBI	BB	SO	SB-A
2025	12-11	.306	36	9	11	4	0	0	5	7	11	0-0
2026	10-10	.194	36	7	7	3	0	1	6	3	8	0-0
TOTALS	22-21	.250	72	16	18	7	0	1	11	10	19	0-0

2026 SEASON HIGHS

2026 SEASON HIGHS		CAREER HIGHS (at Alabama)	
Hits	2 at Kentucky (3/14)	3	at UAB (3/11/25)
Doubles	1 3x, last vs. Florida (3/20)	1	8x, last vs. Samford (4/1/25)
Triples	N/A		N/A
Home Runs	1 vs. Florida (3/22)	1	2x, last vs. Florida (3/22/26)
RBI	2 vs. Florida (3/22)	2	3x, last vs. Florida (3/22/25)
Runs	2 2x, last vs. Florida (3/22)	2	7x, last vs. Florida (3/22/25)
Walks	1 6x, last vs. Austin Peay (3/24)	2	2x, last at Texas A&M (3/14/25)
Stolen Bases	1 at Alabama State (3/4)	1	at Alabama State (3/4/26)

2026 PLAYER BIOS

#4 BRENNAN HOLT, INF/OF - GR.

LAST 5 GAMES: 5 G/5 GS, .071 (1-14), 2 BB, 3 HBP, 8 K, 1-2 SB
LAST 10 GAMES: 10 G/10 GS, .241 (7-29), 2 2B, 1 RBI, 6 BB, 12 K, 3 HBP, 1-2 SB
CURRENT STREAK: N/A

- The Tide's everyday second baseman and nine-hole hitter
- Lined a leadoff double in the 9th on March 28, scoring the game-winning run following Bryce Fowler's double in the Tide's 3-2, walk-off win over then-No. 5 Auburn
- Was an underrated factor to Alabama's three-game sweep of the previously 18th-ranked Gators, going 3-for-7 (.429) with one double, three RBI, five walks, three stolen bases and six runs scored
- Produced a triple as part of a 2-for-3 day against UNF on March 7
- Stole three bases in a 1-for-3 night with two RBI at Alabama State on March 4
- Hit his first Tide home run on Feb. 14, helping Alabama to an 11-1, seven-inning win in game two of a doubleheader
- Spent two years at the University of South Alabama in Mobile
- Managed a .283 (104-368) average over two years with the Jaguars, with 29 doubles, six triples, nine home runs, and 55 RBI
- Appeared in 45 games (43 starts) in 2025, splitting time between the infield and outfield
- Posted a .303 mark (50-165) with six home runs, 14 doubles, five triples and 31 RBI
- Led the team in walks (37) and stolen bases with 10 in 12 attempts
- Started all 56 games of the 2024 season for the Jags
- Maintained a .266 batting average (54-203) while leading the team with 15 doubles and finishing second in runs with 44
- Led the team in stolen bases, going 20-for-26 as a redshirt sophomore
- Made 34 appearances (9 starts) during his lone season in Stillwater, batting .173 (9-52) with seven RBI, and two stolen bases in as many attempts
- Spent the 2022 season at LSU where he recorded four at-bats in five games for the Tigers before being sidelined due to injury
- A two-year starter at Parkview Baptist High School in Baton Rouge, La.
- Perfect Game USA's 10th-ranked player and the No. 4 shortstop prospect from Louisiana in 2021
- Prep Baseball Report's No. 5 player and second-ranked shortstop from his home state
- Ranked as PBR's 313th overall player and 54th-ranked shortstop prospect
- Compiled a .426 average with 87 hits, 13 doubles, 12 triples, four home runs, 59 RBI and 95 stolen bases during his high school career

CAREER TOTALS (at Alabama)

YEAR	GP-GS	AVG	AB	R	H	2B	3B	HR	RBI	BB	SO	SB-A
2026	34-34	.284	102	24	29	6	1	1	14	21	35	12-14
TOTALS	34-34	.284	102	24	29	6	1	1	14	21	35	12-14

CAREER SEC TOTALS (at Alabama)

YEAR	GP-GS	AVG	AB	R	H	2B	3B	HR	RBI	BB	SO	SB-A
2026	12-12	.273	33	9	9	2	0	0	5	11	13	4-5
TOTALS	12-12	.273	33	9	9	2	0	0	5	11	13	4-5

2026 SEASON HIGHS

		CAREER HIGHS (at Alabama)
Hits	2	8x, last vs. Auburn (3/28)
Doubles	1	6x, last vs. Auburn (3/28)
Triples	1	vs. North Florida (3/7)
Home Runs	1	vs. Washington State (2/14)
RBI	2	3x, last at Kentucky (3/14)
Runs	3	vs Florida (3/22)
Walks	3	vs Florida (3/22)
Stolen Bases	3	at Alabama State (3/4)

#6 EVAN TAYLOR, INF/OF/RHP - FR.

LAST 5 GAMES: N/A
LAST 10 GAMES: N/A
CURRENT STREAK: N/A

- Attended Ocean City High School in Ocean City, N.J.
- Perfect Game USA's top-ranked right-handed pitcher and the No. 3 prospect in New Jersey
- A top-200 prospect and the 39th-rated right-hander in PG's national rankings
- A three-time PG Preseason Underclassmen All-American
- The No. 2 righty in his home state and the No. 8 overall recruit according to Prep Baseball Report
- Invited to Carpenter Cup Classic, an annual showcase tournament for that hosts prospects from New Jersey, Delaware, and Pennsylvania

CAREER TOTALS

YEAR	GP-GS	AVG	AB	R	H	2B	3B	HR	RBI	BB	SO	SB-A
2026	4-0	.000	3	1	0	0	0	0	0	0	0	0-0
TOTALS	4-0	.000	3	1	0	0	0	0	0	0	0	0-0

CAREER SEC TOTALS

YEAR	GP-GS	AVG	AB	R	H	2B	3B	HR	RBI	BB	SO	SB-A
2026	--	--	--	--	--	--	--	--	--	--	--	--
TOTALS	--	--	--	--	--	--	--	--	--	--	--	--

2026 SEASON HIGHS

		CAREER HIGHS (at Alabama)
Hits	N/A	N/A
Doubles	N/A	N/A
Triples	N/A	N/A
Home Runs	N/A	N/A
RBI	N/A	N/A
Runs	1	vs. Rhode Island (2/20)
Walks	N/A	N/A
Stolen Bases	N/A	N/A

#9 BRYCE FOWLER, OF - R-JR.

LAST 5 GAMES: 5 G/5 GS, .364 (8-22) 1 2B, 2 HR, 6 RBI, 7 K, 1 HBP, 2-2 SB
LAST 10 GAMES: 10 G/10 GS, .415 (17-41) 2 2B, 3 HR, 10 RBI, 5 BB, 15 K, 1 HBP, 2-3 SB
CURRENT STREAK: 28G on-base streak (dating back to Feb. 20)

- Penciled in as the Tide's center fielder and leadoff man in 2026
- Produced his first multi-homer game as a member of the Tide, slugging two home runs with four RBI in Alabama's 10-7 win at then-No. 11 Oklahoma on April 2
- Was instrumental to Alabama's three-game sweep of then-No. 5 Auburn, batting .455 (5-for-11) with a double, a home run, two RBI, and three walks in three games against the Tigers
- Laced a walk-off double in the 9th to plate the winning run in the Tide's 3-2 win over the Tigers on March 28
- Stood out in a big way to lift Alabama to a three-game sweep of then-No. 18 Florida, posting a 5-for-11 (.455) line with two doubles, two RBI, four walks, three stolen bases and six runs scored
- Led Alabama with five hits in 15 at-bats (3.33) in three starts at then-No. 21 Kentucky from March 13-15, adding one double and two RBI in Lexington
- Homered in the series finale with the Ospreys on March 8
- Managed a season-high three hits against North Florida on March 7, adding a double and four RBI
- Launched his first home run of '26 against Iowa on Feb. 27
- Alabama's everyday right fielder during his first season at the Capstone
- Responsible for a .267 batting average (63-236) with nine doubles and seven home runs
- Also tallied 43 RBI, 35 walks, nine hit-by-pitch and 12 stolen bases in 15 attempts
- His 35 walks were tied for third-most on the team, while his 12 steals were also third-best
- Contributed to two double plays with three outfield assists from right field
- Produced six RBI, highlighted by a grand slam, on Feb. 19 against Alabama State
- Recorded a base hit in 11 consecutive games to open the 2025 season
- Named to the SEC First-Year Academic Honor Roll (2024-25)
- Came to the Capstone from Pearl River C.C. in Poplarville, Miss.
- Led the team in batting with his .419 average and 1.181 OPS during his lone season with the Wildcats
- Tallied 88 hits which were the second most in a season in program history
- Added 14 doubles, 11 homers and four triples
- Named First Team All-MACCC, All-Region 23 and NJCAA Second Team All-America
- Spent two seasons at the University of Southern Mississippi before transferring to Pearl River
- Appeared in 10 games in 2023 after redshirting during his first year in Hattiesburg, recording three at-bats
- Notched one hit and worked two walks, scoring four runs during his redshirt-freshman season
- Attended Germantown High School in Madison, Miss.

CAREER TOTALS (at Alabama)

YEAR	GP-GS	AVG	AB	R	H	2B	3B	HR	RBI	BB	SO	SB-A
2025	59-59	.267	236	47	63	9	0	7	43	35	39	12-15
2026	33-33	.357	126	33	45	8	0	5	26	24	39	14-16
TOTALS	92-92	.298	362	80	108	17	0	12	69	59	78	26-31

CAREER SEC TOTALS (at Alabama)

YEAR	GP-GS	AVG	AB	R	H	2B	3B	HR	RBI	BB	SO	SB-A
2025	30-30	.252	119	20	30	5	0	3	13	11	23	1-2
2026	12-12	.431	51	12	22	4	0	3	11	8	16	3-4
TOTALS	42-42	.306	170	32	52	9	0	6	24	19	39	4-6

2026 SEASON HIGHS

		CAREER HIGHS (at Alabama)
Hits	3	3x, last at Oklahoma (4/2)
Doubles	1	8x, last vs. Samford (4/7)
Triples	N/A	N/A
Home Runs	2	at Oklahoma (4/2)
RBI	4	2x, last, at Oklahoma (4/2)
Runs	3	4x, last vs. Auburn (3/27)
Walks	3	vs. North Florida (3/7)
Stolen Bases	3	vs. Florida (3/21)

2026 PLAYER BIOS

#10 BRADY NEAL, C/OF - SR.

LAST 5 GAMES: 5 G/5 GS, .333 (6-18), 1 2B, 1 3B, 1 HR, 2 RBI, 2 BB, 2 HBP, 5 K
LAST 10 GAMES: 10 G/10 GS, .324 (12-37), 4 2B, 1 3B, 2 HR, 10 RBI, 5 BB, 2 HBP, 9 K
CURRENT STREAK: 25 G on-base streak (dating back to Feb. 27)

- Alabama's primary backstop early on in 2026, but can provide support all over the diamond
- Carried his momentum from the previous week, going 4-for-12 (.333) against then-No. 5 Auburn, helping the Tide to a sweep of the Tigers.
- Earned SEC Player of the Week honors for the first time after playing a crucial role in Alabama's three-game sweep of then-No. 18 Florida in Tuscaloosa
- Posted a .583 average (7-12) with one double, one home run, 11 RBI, 11 total bases, three walks and one stolen base in the first three starts in right field of his Alabama career
- Was 2-for-5 with a double, a home run, a career-high seven RBI and one walk while also scoring a run in the Tide's 14-7 comeback win on March 22
- His grand slam in the 6th inning that Sunday helped the Tide build a five-run lead after trailing by four runs earlier in the game
- Lifted a grand slam with five RBI as part of a 2-for-5 day on March 8, helping the Tide to a 12-2, seven-inning win against UNF
- Started the scoring against Jacksonville State on March 3, slugging a solo homer in his first plate appearance
- Blasted a solo homer against then-No. 19 Oregon State on Feb. 28
- Slugged his first home run of the spring on Feb. 20, adding a double, three RBI and three runs scored as part of a 2-for-3 effort against Rhode Island
- Tied his career high with 3 RBI against Washington State on Feb. 14
- Split time behind the dish for the Crimson Tide, seeing time in 41 games, including 40 starts
- Batted .219 (28-128) with six doubles and three home runs
- Also managed 19 RBI, 29 walks and three hit-by-pitch
- Threw out 10-of-35 (22.6 percent) attempted base-stealers in 2025
- Led the team with a 17.6 percent walk rate
- Provided clutch three-run double in the Tide's 9-6 win at then-No. 23 Florida on May 16
- Homered against his former team on April 17, finishing the three-game series at then-No. 9 LSU from April 17-19 going 3-for-9 (.333) with a home run and two RBI
- Lifted go-ahead, three-run double in the Tide's 10-6 win over No. 23 Southern Miss on April 8
- Hit his first Alabama home run against Jacksonville State on Feb. 25
- Joined Alabama after playing at LSU for two seasons
- Played in 44 games (33 starts) for the Tigers in 2024, batting .276 (32-116) with eight doubles, nine homers, 31 RBI and 25 runs
- Started 23 games at catcher, six games in right field and four games at DH
- Emerged as LSU's starting catcher at the beginning of the 2023 season but was sidelined by a back injury
- Ranked as Perfect Game's second-best catcher in the Class of 2023 after his high school career at IMG Academy

CAREER TOTALS (at Alabama)

YEAR	GP-GS	AVG	AB	R	H	2B	3B	HR	RBI	BB	SO	SB-A
2025	41-40	.219	128	40	28	6	0	3	19	29	40	0-0
2026	34-31	.357	112	27	40	9	1	6	34	20	23	4-6
TOTALS	75-71	.283	240	67	68	15	1	9	53	49	63	4-6

CAREER SEC TOTALS (at Alabama)

YEAR	GP-GS	AVG	AB	R	H	2B	3B	HR	RBI	BB	SO	SB-A
2025	21-20	.215	65	16	14	4	0	1	6	11	20	0-0
2026	12-12	.400	45	9	18	5	1	1	14	8	8	1-2
TOTALS	33-32	.291	110	25	32	9	1	2	20	19	28	1-2

2026 SEASON HIGHS

Hits	4	at Oklahoma (4/2)	4	at Oklahoma (4/2/26)
Doubles	2	at Alabama State (3/4)	2	at Alabama State (3/4/26)
Triples	1	at Oklahoma (4/2)	1	at Oklahoma (4/2/26)
Home Runs	1	6x, last at Jacksonville State (3/31)	1	9x, last at Jacksonville State (3/31/26)
RBI	7	vs. Florida (3/22)	7	vs. Florida (3/22/26)
Runs	3	2x, last vs. Iowa (2/27)	3	5x, last vs. Iowa (2/27/26)
Walks	2	3x, last vs. Florida (3/20)	3	Georgia - GM 2 (5/9/25)
Stolen Bases	1	4x, last vs. Florida (3/20)	1	4x, last vs. Florida (3/20/26)

CAREER HIGHS (at Alabama)

Hits	4	at Oklahoma (4/2)	4	at Oklahoma (4/2/26)
Doubles	2	at Alabama State (3/4)	2	at Alabama State (3/4/26)
Triples	1	at Oklahoma (4/2)	1	at Oklahoma (4/2/26)
Home Runs	1	6x, last at Jacksonville State (3/31)	1	9x, last at Jacksonville State (3/31/26)
RBI	7	vs. Florida (3/22)	7	vs. Florida (3/22/26)
Runs	3	2x, last vs. Iowa (2/27)	3	5x, last vs. Iowa (2/27/26)
Walks	2	3x, last vs. Florida (3/20)	3	Georgia - GM 2 (5/9/25)
Stolen Bases	1	4x, last vs. Florida (3/20)	1	4x, last vs. Florida (3/20/26)

#13 LUKE VAUGHN, C/INF - R-SO.

LAST 5 GAMES: 5 G/5 GS, .133 (2-15) 1 HR, 3 RBI, 4 BB, 1 K
LAST 10 GAMES: 10 G/10 GS, .226 (7-31) 3 2B, 2 HR, 7 RBI, 7 BB, 4 K, 1 HBP
CURRENT STREAK: N/A

- Returned from injury to make an impact in the middle of the Alabama lineup, primarily at first base
- Crushed a three-run home run against Samford on April 7
- Finished the series with then-No. 5 Auburn batting .364 (4-for-11) with two doubles, one home run, and a series-high four RBI
- Launched go-ahead, two-run home run early in the Tide's eventual 11-1, eight-inning win over the Tigers on March 27
- Named to the Frisco Classic All-Tournament Team, managing a .250 line (3-for-12) with one home run, four RBI, one walk and two hit-by-pitches.
- Lifted a three-run homer against Iowa on Feb. 27 to give the Tide an early lead
- Was the only man to produce multiple hits at No. 12 Southern Miss, going 2-for-3 with a two-run dinger and career high three RBI
- Lifted go-ahead, two-run homer against Rhode Island in game one on Feb. 21
- Produced a two-run homer for his first career hit against Washington State in game one on Feb. 14
- Did not see playing time in 2025 due to injury
- Saw time in eight games with two starts during his first season in 2024, working primarily at catcher with one game in left field
- Recorded two walks, a hit-by-pitch and one run scored
- Made his first collegiate start at catcher on March 26 against Belmont, drawing a pair of walks in his two plate appearances
- Entered as a pinch-hitter against Alabama State on Feb. 21 for his Crimson Tide debut
- Attended Elder High School in Cincinnati, Ohio

CAREER TOTALS

YEAR	GP-GS	AVG	AB	R	H	2B	3B	HR	RBI	BB	SO	SB-A
2024	8-2	.000	5	1	0	0	0	0	0	2	4	0-0
2026	32-30	.221	95	25	21	6	0	6	24	22	22	0-0
TOTALS	40-32	.210	100	26	21	6	0	6	24	24	26	0-0

CAREER SEC TOTALS

YEAR	GP-GS	AVG	AB	R	H	2B	3B	HR	RBI	BB	SO	SB-A
2024	2-0	.000	1	0	0	0	0	0	0	0	0	0-0
2026	12-11	.211	38	8	8	3	0	1	7	6	8	0-0
TOTALS	14-11	.205	39	8	8	3	0	1	7	6	8	0-0

2026 SEASON HIGHS

2026 SEASON HIGHS	CAREER HIGHS			
Hits	2	4x, last vs. Auburn (3/27)	2	4x, last vs. Auburn (3/27/26)
Doubles	1	6x, last vs. Auburn (3/27)	1	6x, last vs. Auburn (3/27/26)
Triples	N/A	N/A	N/A	N/A
Home Runs	1	6x, last vs. Samford (4/7)	1	6x, last vs. Samford (4/7/26)
RBI	3	4x, last vs. Samford (4/7)	3	4x, last vs. Samford (4/7/26)
Runs	3	at Alabama State (3/4)	3	at Alabama State (3/4/26)
Walks	2	4x, last vs. Samford (4/7)	2	4x, last vs. Samford (4/7/26)
Stolen Bases	N/A	N/A	N/A	N/A

2026 PLAYER BIOS

#14 PEYTON STEELE, OF - SO

LAST 5 GAMES: 2 G/0 GS, 1.000 (1-1) 1 2B, 2 RBI
LAST 10 GAMES: 3 G/1 GS, .250 (1-4) 1 2B, 2 RBI, 1 K
CURRENT STREAK: N/A

- Saw significant action early on in right field for Alabama in 2026
- Rocketed a pinch-hit, two-run double against Samford on April 7
- Drove in three runs to tie his career high in a 2-for-3 night against UNF on March 6, adding a triple
- Cut down potential tying run in the 9th against then-No. 19 Oregon State on Feb. 28, leading to Alabama's 8-7 win
- Managed career best three RBI against URI in game two on Feb. 21, including walk-off two-run single to initiate the 10-run mercy rule in the 8th
- Lifted the game-winning, two-run homer in the 8th at Samford on Feb. 17 to put UA in front for good
- Appeared in eight games with one start to during his rookie campaign in 2025
- Owned a .333 (4-12) average with one double and one home run, while adding two RBI and two runs scored
- Made his first-career start in left field against No. 23 Southern Miss on April 8, finishing 2-for-4 with his first collegiate home run
- Entered Alabama's rout of Bradley on Feb. 15 as a pinch-hitter, lacing an RBI-single in his first career at-bat
- Appeared in the Tide's win over Alabama State on Feb. 19 as a pinch-hitter, recording the first extra-base hit of his career, before scoring his first run
- Attended Hartselle High School in Hartselle
- Played high school ball with current outfielder Coleman Mizell and fellow sophomore Jojo Williamson

CAREER TOTALS

YEAR	GP-GS	AVG	AB	R	H	2B	3B	HR	RBI	BB	SO	SB-A
2025	8-1	.333	12	2	4	1	0	1	2	0	3	0-0
2026	25-22	.198	81	10	16	3	1	1	16	6	27	0-0
TOTALS	33-23	.215	93	12	20	3	1	2	18	6	30	0-0

CAREER SEC TOTALS

YEAR	GP-GS	AVG	AB	R	H	2B	3B	HR	RBI	BB	SO	SB-A
2025	2-0	.000	2	0	0	0	0	0	0	0	0	0-0
2026	3-3	.000	11	0	0	0	0	0	0	0	2	0-0
TOTALS	5-3	.000	13	0	0	0	0	0	0	0	2	0-0

2026 SEASON HIGHS

2026 SEASON HIGHS		CAREER HIGHS	
Hits	2 3x, last vs. North Florida (3/6)	2	3x, last vs. North Florida (3/6/26)
Doubles	1 3x, last vs. Samford (4/7)	1	4x, last vs. Samford (4/7/26)
Triples	1 vs. North Florida (3/6)	1	vs. North Florida (3/6/26)
Home Runs	1 at Samford (2/18)	1	2x, last at Samford (2/18/26)
RBI	3 2x, last vs. North Florida (3/6)	3	2x, last vs. North Florida (3/6/26)
Runs	2 7x, last vs. North Florida (3/8)	2	8x, last vs. North Florida (3/8/26)
Walks	1 4x, last vs. North Florida (3/8)	1	4x, last vs. North Florida (3/8/26)
Stolen Bases	N/A	N/A	N/A

#18 JUSTIN OSTERHOUSE, INF - JR.

LAST 5 GAMES: 5 G/5 GS, .125 (2-16), 1 2B, 1 HR, 1 RBI, 2 BB, 2 HBP, 4 K, 1-1 SB
LAST 10 GAMES: 10 G/10 GS, .152 (5-33), 2 2B, 1 HR, 3 RBI, 5 BB, 2 HBP, 6 K, 2-3 SB
CURRENT STREAK: N/A

- Thrust into significant action early on in 2026, seeing 19 starts in left field
- Lifted one of the Tide's three home run in an eight-run second inning at then-No. 11 Oklahoma on April 2, a two-run homer
- Managed a career day on March 6, going 4-for-5 with a double and a home run against UNF
- Clubbed his first UA homer on Feb. 20, marking his first UA hit
- Finished 2-for-3 on Feb. 20 against URI, adding three RBI and two runs scored
- Appeared in 90 games (89 starts) over his two-year stint at Purdue Fort Wayne
- Maintained a .339 (113-333) average over two years with the Mastodons, with 18 doubles, one triple, 25 home runs, and 84 RBI
- Garnered Horizon League Second Team All-Conference honors his first two seasons
- Named to the All-Horizon League Freshman Team in 2024
- Started all 52 games for the Dons in 2025, leading the team batting average (.328), on-base percentage (.453), slugging percentage (.636), home runs (16), hits (64), RBI (46) total bases (124) runs (51) and stolen bases (13)
- Finished 5-for-6 with four home runs, including a walk-off grand slam, to go with eight RBI, five runs and earned the win on the mound against Wright State on May 15
- Posted 17 multi-hit games and 10 multi-RBI games as a sophomore
- Closed his sophomore season on a 19-game on-base streak after a 20-game streak earlier in the season
- Played in 38 games with 37 starts in 2024, batting a team high .355 (49-138) with 24 runs, 38 RBI, eight doubles, and nine home runs to tie for team lead
- His .355 batting average was fifth best in the Horizon League while his nine home runs tied for the program's Division I record for first-year players
- Also led the Mastodons in slugging (.609) and on-base percentage (.424) as a freshman
- Produced his first-career multi-homer game at Indiana on Feb. 27
- Attended Forrest Hills Central High School in Grand Rapids, Mich.

CAREER TOTALS (at Alabama)

YEAR	GP-GS	AVG	AB	R	H	2B	3B	HR	RBI	BB	SO	SB-A
2026	31-27	.230	87	18	20	4	0	3	15	18	20	7-8
TOTALS	31-27	.230	87	18	20	4	0	3	15	18	20	7-8

CAREER SEC TOTALS (at Alabama)

YEAR	GP-GS	AVG	AB	R	H	2B	3B	HR	RBI	BB	SO	SB-A
2026	11-10	.167	36	5	6	2	0	1	3	5	9	2-3
TOTALS	11-10	.167	36	5	6	2	0	1	3	5	9	2-3

2026 SEASON HIGHS

2026 SEASON HIGHS		CAREER HIGHS (at Alabama)	
Hits	4 vs. North Florida (3/6)	2	2x, last vs. Houston (3/1/26)
Doubles	1 3x, last at Jacksonville State (3/31)	1	3x, last at Jacksonville State (3/31/26)
Triples	N/A	N/A	N/A
Home Runs	1 3x, last at Oklahoma (4/2)	1	3x, last at Oklahoma (4/2/26)
RBI	3 vs. Rhode Island (2/20)	3	vs. Rhode Island (2/20/26)
Runs	3 vs. North Florida (3/6)	3	vs. North Florida (3/6/26)
Walks	2 3x, last vs. North Florida (3/6)	2	3x, last vs. North Florida (3/6/26)
Stolen Bases	2 vs. Jacksonville State (3/3)	2	vs. Jacksonville State (3/3/26)

2026 PLAYER BIOS

#19 CALEB BARNETT, INF/RHP - FR.

LAST 5 GAMES: N/A
 LAST 10 GAMES: N/A
 CURRENT STREAK: N/A

- Attended Mountain Brook High School in Mountain Brook
- Alabama's top-ranked prospect according to Perfect Game USA and Prep Baseball Report
- The No. 2 player at his position and 37th-rated overall recruit by PBR
- Also rated as PG's No. 3 third baseman and the No. 24 recruit nationally
- A three-time Perfect Game Underclassmen All-American selection
- Invited to Perfect Game 2024 All American Classic
- Earned first team all-state honors in both 2023 and 2024
- Selected as the All-South Metro 6A Hitter of the Year as a junior after leading the area with eight home runs.
- Also totaled a perfect 7-0 record on the mound with a 1.04 ERA in his junior campaign
- Born in Oxford, England

CAREER TOTALS

YEAR	GP-GS	AVG	AB	R	H	2B	3B	HR	RBI	BB	SO	SB-A
2026	4-0	.000	0	0	0	0	0	0	1	2	0	0-0
TOTALS	4-0	.000	0	0	0	0	0	0	1	2	0	0-0

CAREER SEC TOTALS

YEAR	GP-GS	AVG	AB	R	H	2B	3B	HR	RBI	BB	SO	SB-A
2026	--	--	--	--	--	--	--	--	--	--	--	--
TOTALS	--	--	--	--	--	--	--	--	--	--	--	--

2026 SEASON HIGHS

Hits	N/A	CAREER HIGHS (at Alabama)														
Doubles	N/A	N/A														
Triples	N/A	N/A														
Home Runs	N/A	N/A														
RBI	1	at Alabama State (3/4)				1							at Alabama State (3/4/26)			
Runs	N/A	N/A														
Walks	1	2x, last vs. Rhode Island (2/20)				1							2x, last vs. Rhode Island (2/20/26)			
Stolen Bases	N/A	N/A														

#21 ANDREW PURDY, INF - FR.

LAST 5 GAMES: 1 G/0 GS, .000 (0-1)
 LAST 10 GAMES: 2 G/0 GS, .000 (0-2)
 CURRENT STREAK: N/A

- A promising bat for UA
- Posted his first three-hit day against Iowa on Feb. 27, including a double and three runs scored
- Collected his first collegiate hit and three RBI as part of a 1-for-3 effort against Washington State on Feb. 14
- Attended Cartersville High School in Cartersville, Ga.
- Rated as Prep Baseball Report's 18th-best prospect and the No. 2 third baseman in Georgia
- The 56th-rated player and No. 4 overall third baseman in the state according to Perfect Game USA
- Led Hurricanes baseball team to regional championship and state finalist finish in 2024
- Earned first team all-state recognition in 2024 and was an all-region selection in both '24 and '23
- Selected as the CHS Offensive Most Valuable Player in 2023
- Produced a .467 batting average his freshman season
- Came in from the bullpen as the closer for CHS in 2024
- Also competed in football and basketball for the Hurricanes
- A three-time regional champion on the gridiron
- Awarded all-region accolades as the CHS punter in 2024

CAREER TOTALS

YEAR	GP-GS	AVG	AB	R	H	2B	3B	HR	RBI	BB	SO	SB-A
2026	14-7	.192	26	9	5	1	0	0	5	4	11	0-0
TOTALS	14-7	.192	26	9	5	1	0	0	5	4	11	0-0

CAREER SEC TOTALS

YEAR	GP-GS	AVG	AB	R	H	2B	3B	HR	RBI	BB	SO	SB-A
2026	2-1	.000	3	0	0	0	0	0	0	0	3	0
TOTALS	2-1	.000	3	0	0	0	0	0	0	0	3	0

2026 SEASON HIGHS

Hits	3	CAREER HIGHS (at Alabama)														
Doubles	1	vs. Iowa (2/27)				3							vs. Iowa (2/27/26)			
Triples	N/A	N/A														
Home Runs	N/A	N/A														
RBI	3	vs. Washington State (2/14)				3							vs. Washington State (2/14/26)			
Runs	3	vs. Iowa (2/27)				3							vs. Iowa (2/27/26)			
Walks	2	vs. Alabama State (2/18)				2							vs. Alabama State (2/18/26)			
Stolen Bases	N/A	N/A														

#23 CHASE KROBERGER, OF - FR.

LAST 5 GAMES: 2 G/1 GS, .500 (1-2) 1 HR, 2 RBI, 2 BB, 1-1 SB
 LAST 10 GAMES: 3 G/1 GS, .500 (1-2) 1 HR, 2 RBI, 2 BB, 1-1 SB
 CURRENT STREAK: N/A

- Recorded a solo home run for his first collegiate hit, in addition to stealing a base and driving in two runs against Samford on April 7
- Attended Moorestown High School in Moorestown, N.J.
- The top-rated player in the state of New Jersey according to Perfect Game
- Also listed as the No. 30 outfielder and No. 147 prospect at any position nationally by PG
- Prep Baseball Report's No. 2 outfielder and the No. 7 recruit in his home state
- Earned all-state and all-county honors in 2024
- A two-time team Most Valuable Player at MHS
- Tied the Moorestown home run record during his junior season with nine
- Won NJ Single Game Performance Award after clubbing three home runs and a double on opening day to start 2024 high school season
- Also contributed on the mound for the Quaker

CAREER TOTALS

YEAR	GP-GS	AVG	AB	R	H	2B	3B	HR	RBI	BB	SO	SB-A
2026	7-2	.091	11	4	1	0	0	1	3	2	5	1-1
TOTALS	7-2	.091	11	4	1	0	0	1	3	2	5	1-1

CAREER SEC TOTALS

YEAR	GP-GS	AVG	AB	R	H	2B	3B	HR	RBI	BB	SO	SB-A
2026	--	--	--	--	--	--	--	--	--	--	--	--
TOTALS	--	--	--	--	--	--	--	--	--	--	--	--

2026 SEASON HIGHS

Hits	1	CAREER HIGHS (at Alabama)														
Doubles	N/A	vs. Samford (4/7)				1							vs. Samford (4/7/26)			
Triples	N/A	N/A														
Home Runs	1	vs. Samford (4/7)				1							vs. Samford (4/7/26)			
RBI	2	vs. Samford (4/7)				2							vs. Samford (4/7/26)			
Runs	2	vs. Samford (4/7)				2							vs. Samford (4/7/26)			
Walks	2	vs. Samford (4/7)				2							vs. Samford (4/7/26)			
Stolen Bases	1	vs. Samford (4/7)				2							vs. Samford (4/7/26)			

2026 PLAYER BIOS

#29 JOJO WILLIAMSON, INF - SO.

LAST 5 GAMES: N/A
LAST 10 GAMES: 1 G/0 GS .000 (0-0)
CURRENT STREAK: N/A

- Made his first career start at South Alabama on March 17
- Played in two games in 2025, making two plate appearances
- Worked a walk in his only plate appearance against Presbyterian on March 8
- Reached base on a fielder's choice and scored a run in his lone career at-bat, against Bradley on Feb. 15, 2025
- SEC First-Year Academic Honor Roll (2024-25)
- Attended Hartselle High School in Hartselle
- Reunited with high school teammates Coleman Mizell and Peyton Steele

CAREER TOTALS

YEAR	GP-GS	AVG	AB	R	H	2B	3B	HR	RBI	BB	SO	SB-A
2025	2-0	.000	1	1	0	0	0	0	0	1	0	0-0
2026	7-1	.000	3	2	0	0	0	0	0	1	2	0-0
TOTALS	8-1	.000	4	3	0	0	0	0	0	2	2	0-0

CAREER SEC TOTALS

YEAR	GP-GS	AVG	AB	R	H	2B	3B	HR	RBI	BB	SO	SB-A
2026	2-0	.000	1	0	0	0	0	0	0	0	1	0-0
TOTALS	2-0	.000	1	0	0	0	0	0	0	0	1	0-0

2026 SEASON HIGHS		CAREER HIGHS (at Alabama)	
Hits	N/A	N/A	
Doubles	N/A	N/A	
Triples	N/A	N/A	
Home Runs	N/A	N/A	
RBI	N/A	N/A	
Runs	1	2x, last vs. Samford (4/7)	1
Walks	1	vs. Samford (4/7)	1
Stolen Bases	N/A	N/A	

#31 JON YOUNG JR., INF - SO.

LAST 5 GAMES: N/A
LAST 10 GAMES: N/A
CURRENT STREAK: N/A

- Contributed in 14 games (four starts) as a freshman with the Tide
- Put together a .136 average (3-22) with three runs, one walk, and one hit-by-pitch
- Made his first SEC start on April 12, picking up his first league hit
- Recorded a hit in his collegiate debut against Bradley on Feb. 15
- Saw action as a pinch-hitter in Alabama's rout of Alabama State on Feb. 19
- Made his first career start in the series finale against Presbyterian on March 9

CAREER TOTALS

YEAR	GP-GS	AVG	AB	R	H	2B	3B	HR	RBI	BB	SO	SB-A
2025	14-4	.136	22	3	3	0	0	0	0	1	7	0-0
TOTALS	14-4	.136	22	3	3	0	0	0	0	1	7	0-0

CAREER SEC TOTALS

YEAR	GP-GS	AVG	AB	R	H	2B	3B	HR	RBI	BB	SO	SB-A
2025	9-3	.083	12	1	1	0	0	0	0	0	5	0-0
TOTALS	9-3	.083	12	1	1	0	0	0	0	0	5	0-0

2026 SEASON HIGHS		CAREER HIGHS (at Alabama)	
Hits	N/A	1	
Doubles	N/A	N/A	
Triples	N/A	N/A	
Home Runs	N/A	N/A	
RBI	N/A	N/A	
Runs	N/A	1	
Walks	N/A	1	
Stolen Bases	N/A	N/A	

#32 JASON TORRES, INF - SR.

LAST 5 GAMES: 5 G/5 GS, .318 (7-22) 1 3B, 1 HR, 4 RBI, 5 K
LAST 10 GAMES: 10 G/10 GS, .282 (11-39), 1 2B, 1 3B, 1 HR, 10 RBI, 3 BB, 2 HBP, 9 K
CURRENT STREAK: N/A

- The Crimson Tide's everyday third baseman again in 2026 after starting all 59 games at the hot corner in '25
- Slugged one of the Tide's three home run in an eight-run second inning at then-No. 11 Oklahoma on April 2, a two-run homer
- Provided two run-scoring sacrifice bunts in a 1-for-3 day against then-No. 18 Florida on March 21 to help the Tide to an 8-4 victory
- Launched a solo home run against Troy on March 10
- Worked a career-high four walks at Alabama State on March 4
- Connected on a solo homer in Frisco against then-No. 19 Oregon State on Feb. 28
- Slugged his first home run of 2026 in game two on Feb. 21 against URI
- Responsible for a season-best four RBI against the Rams on Feb. 20
- Started all 59 games in his first season at the Capstone
- Maintained a .255 (54-212) average with five doubles, one triple, 11 homers, 37 runs scored, 37 RBI, and 35 walks
- Reached base in each of Alabama's first 19 contests to open the 2025 season
- Finished 3-for-9 (.333) with one home run and two RBI in three games against then-No. 6 Georgia from May 9-11
- Closed 3-for-10 (.300) with two home runs, two RBI and two walks in the series with Missouri from April 24-26
- Clubbed solo home runs in consecutive games against the Tigers from April 25-26
- Connected on a three-run home run to give the Tide an early lead in Alabama's series-clinching 8-6 win over No. 10 Oklahoma on March 30
- Added an RBI single in the Tide's three-run eighth, leading Alabama to an 8-6 win over No. 10 Oklahoma on March 28
- Slugged go-ahead home run in the ninth in the Tide's 6-3 win at UAB on March 11
- Hit a pair of two-run homers against Presbyterian on March 9
- Homered in all three games against North Dakota State from Feb. 28 - March 2
- Went 3-for-4 with a triple, home run and five RBI in Alabama's 11-4 win over Bradley on Feb. 16
- Spent two seasons at the University of Miami
- Appeared in 39 games in 2024, earning a .331 (52-157) average that included seven doubles and eight round-trippers
- Added 32 RBI and 30 runs scored while drawing 10 walks and being hit by five pitches
- Was named to the Golden Spikes Award Midseason Watch List
- Appeared in 18 games (six starts) for the Hurricanes in 2023, finishing the year with a .472 (17-36) average with 10 runs scored, three doubles, one triple, three home runs and 11 RBI
- Picked up his first career hit with a three-run homer against Dartmouth (2/26/23)

CAREER TOTALS (at Alabama)

YEAR	GP-GS	AVG	AB	R	H	2B	3B	HR	RBI	BB	SO	SB-A
2025	59-59	.255	212	37	54	5	1	11	37	35	83	0-0
2026	34-34	.262	122	18	32	7	1	4	34	22	30	0-0
TOTALS	93-93	.257	334	55	86	12	2	15	71	57	113	0-0

CAREER SEC TOTALS (at Alabama)

YEAR	GP-GS	AVG	AB	R	H	2B	3B	HR	RBI	BB	SO	SB-A
2025	30-30	.221	104	12	23	1	0	4	13	15	46	0-0
2026	12-12	.200	45	5	9	1	0	1	7	5	11	0-0
TOTALS	42-42	.215	149	17	32	2	0	5	20	20	57	0-0

2026 SEASON HIGHS		CAREER HIGHS (at Alabama)	
Hits	3	2x, last vs. Samford (4/7)	3
Doubles	1	7x, last vs. Austin Peay (3/24)	1
Triples	1	vs. Samford (4/7)	1
Home Runs	1	4x, last at Oklahoma (4/2)	2
RBI	4	vs. Rhode Island (2/20)	5
Runs	2	5x, last vs. Samford (4/7)	2
Walks	4	vs. Alabama State (3/4)	4
Stolen Bases	N/A	N/A	

2026 PLAYER BIOS

#33 JOHN LEMM, C - SR.

LAST 5 GAMES: 5 G/5 GS, .250 (5-20) 1 2B, 1 HR, 3 RBI, 1 BB, 10 K
LAST 10 GAMES: 10 G/9 GS, .342 (13-38) 2 2B, 2 HR, 6 RBI, 2 BB, 14 K
CURRENT STREAK: N/A

- A powerful left-handed bat in the middle of the Alabama order
- Managed at least one hit in all three games with then-No. 5 Auburn from March 27-29, batting 5-for-12 (.417) with a double, a home run, three RBI and one walk
- Drove in three runs on March 27, including a two-run home run and the game-ending RBI single in the 8th in the Tide's eight-inning 11-1 win over the Tigers
- Finished with a .333 average (4-12) with one double, two home runs, four RBI, and a team-high 11 total bases in three games at then-No. 21 Kentucky from March 13-15
- Posted two doubles and one RBI in a 7-3 win over Troy on March 10
- Worked three walks in the Tide's 13-4 win at Alabama State on March 4
- Launched his first UA homer in game one against URI on Feb. 21, ending the day 3-for-3 with a season-best four runs scored
- Spent one season at Southern Illinois University, seeing time in 55 games with 49 starts
- Earned Second Team All-Conference honors during his lone season in Carbondale
- Posted a .272 (49-180) average with the Salukis, including 11 doubles, one triple, 19 home runs and 56 RBIs
- His 19 home runs were fifth-most in the Missouri Valley Conference, while his 1.104 OPS was the sixth-highest mark in the league
- His home run total stands tied for the second-most in a single season in SIU history
- Ranked seventh in the MVC with 45 walks with his 56 RBI standing as the eighth-most in the conference
- Reached base in the final 35 games of the 2025 season, the second-longest streak in SIU program history
- His 25-game on-base streak in league play became a new program and conference record
- Produced two multi-homer games, including two home runs against Missouri State on April 7 and versus UIC on May 21
- Finished 3-for-7 with a career-best five RBI at Bradley on March 28
- Competed for two seasons at South Suburban Community College in South Holland, Ill.
- Saw time in 97 games for the Bulldogs, managing a .300 average (90-300) with 25 doubles, two triples, eight home runs and 68 RBI
- Closed his junior college career with an even strikeout-to-walk ratio (59 BB/59 K)
- Finished with a .322 average (55-171) with 16 doubles, two triples, four home runs, 40 RBI and 30 walks with 11 stolen bases in 13 attempts in 2024
- Contributed multi-hit efforts in 12 of 52 contests, including eight games with at least three knocks
- Played in 45 games during his first season at SSSC in 2023, owning a .271 average (35-129) to go with nine doubles, four home runs, 28 RBI and 29 walks
- Helped the Bulldogs to the National Junior College Athletic Association (NJCAA) Region IV Division I Baseball Championship in 2023
- From Brisbane, Queensland, Australia

CAREER TOTALS (at Alabama)

YEAR	GP-GS	AVG	AB	R	H	2B	3B	HR	RBI	BB	SO	SB-A
2026	32-30	.312	109	27	34	7	1	5	19	17	29	1-1
TOTALS	32-30	.312	109	27	34	7	1	5	19	17	29	1-1

CAREER SEC TOTALS (at Alabama)

YEAR	GP-GS	AVG	AB	R	H	2B	3B	HR	RBI	BB	SO	SB-A
2026	12-12	.313	48	8	15	3	0	3	8	3	15	0-0
TOTALS	12-12	.313	48	8	15	3	0	3	8	3	15	0-0

2026 SEASON HIGHS

Hits	3	vs. Rhode Island (2/21)	3
Doubles	2	vs. Troy (3/10)	2
Triples	1	vs. North Florida (3/7)	1
Home Runs	1	4x, last at Jacksonville State (3/31)	1
RBI	3	2x, last vs. Auburn (3/27)	3
Runs	4	vs. Rhode Island (2/21)	4
Walks	3	2x, last at Alabama State (3/4)	3
Stolen Bases	1	at Alabama State (3/4)	1

CAREER HIGHS (at Alabama)

Hits	3	vs. Rhode Island (2/21/26)
Doubles	2	vs. Troy (3/10/26)
Triples	1	vs. North Florida (3/7/26)
Home Runs	1	4x, last at Jacksonville State (3/31/26)
RBI	3	2x, last vs. Auburn (3/27/26)
Runs	4	vs. Rhode Island (2/21/26)
Walks	3	2x, last at Alabama State (3/4/26)
Stolen Bases	1	at Alabama State (3/4/26)

#42 ERIC HINES, OF - FR.

LAST 5 GAMES: 2 G/2 GS, .667 (4-6) 1 HR, 3 RBI, 2 HBP
LAST 10 GAMES: 2 G/2 GS, .667 (4-6) 1 HR, 3 RBI, 2 HBP
CURRENT STREAK: N/A

- A slugger with a promising outlook for Alabama
- Finished a perfect 3-for-3 with three RBI against Samford on April 7, launching a two-run home run as part of the Tide's 16-2 win
- Launched his first collegiate homer against then-No. 19 Oregon State on Feb. 28, a solo blast
- Recorded his first career hit against Alabama State on Feb. 18
- Attended American Christian Academy in Tuscaloosa
- The top outfielder and No. 2 recruit in the state of Alabama according to both Perfect Game USA and Prep Baseball Report
- Rated by PG as the No. 57 overall prospect and 11th-best outfielder in the nation
- Named a Perfect Game All-American and earned an invite to PG's 2024 All-American Classic
- PBR's 26th-ranked outfielder and the No. 147 recruit nationally
- Named an all-state outfielder in both 2023 and 2024
- Helped the Patriots to a runner-up finish in the 4A state playoffs in 2024
- Earned team Offensive Most Valuable Player recognition in 2023 and 2024
- Hit .466 with 54 total hits, eight home runs and 25 RBI his junior season
- A multi-sport athlete who also excelled on the basketball court and on the football field
- Played a key role in the Patriots' 4A state runner-up finish on the hardwood in 2024

CAREER TOTALS

YEAR	GP-GS	AVG	AB	R	H	2B	3B	HR	RBI	BB	SO	SB-A
2026	10-5	.350	20	6	7	0	0	2	4	1	5	0-0
TOTALS	10-5	.350	20	6	7	0	0	2	4	1	5	0-0

CAREER SEC TOTALS

YEAR	GP-GS	AVG	AB	R	H	2B	3B	HR	RBI	BB	SO	SB-A
2026	1-1	.333	3	0	1	0	0	0	0	0	0	0-0
TOTALS	1-1	.333	3	0	1	0	0	0	0	0	0	0-0

2026 SEASON HIGHS

Hits	3	vs. Samford (4/7)	3
Doubles	N/A		N/A
Triples	N/A		N/A
Home Runs	1	2x, last vs. Samford (4/7)	1
RBI	3	vs. Samford (4/7)	3
Runs	3	vs. Samford (4/7)	3
Walks	1	at South Alabama (3/17)	1
Stolen Bases	N/A		N/A

CAREER HIGHS

Hits	3	vs. Samford (4/7/26)
Doubles	N/A	
Triples	N/A	
Home Runs	1	2x, last vs. Samford (4/7/26)
RBI	3	vs. Samford (4/7/26)
Runs	3	vs. Samford (4/7/26)
Walks	1	at South Alabama (3/17/26)
Stolen Bases	N/A	

#45 JOE CHIARODO, OF/RHP - FR.

LAST 5 GAMES: N/A
LAST 10 GAMES: N/A
CURRENT STREAK: N/A

- Attended Edwardsville High School in Edwardsville, Ill.
- Ranked as the No. 2 outfielder and ninth-best player in Illinois by Perfect Game USA
- PG's No. 56 outfielder nationally and the 260th player at any position
- Rated by Prep Baseball Report's as No. 8 player at any position and the second-best outfielder in his state
- Listed as PBR's 236th overall player and No. 42 outfield recruit in the country
- Helped EHS to state championships in both 2022 and 2023
- Earned all-conference honors in 2023 and 2024
- Also excelled as a golfer, picking up all-conference and all-area recognition in 2021

CAREER TOTALS

YEAR	GP-GS	AVG	AB	R	H	2B	3B	HR	RBI	BB	SO	SB-A
2026	1-0	.000	1	0	0	0	0	0	0	0	1	0-0
TOTALS	1-0	.000	1	0	0	0	0	0	0	0	1	0-0

CAREER SEC TOTALS

YEAR	GP-GS	AVG	AB	R	H	2B	3B	HR	RBI	BB	SO	SB-A
2026	--	--	--	--	--	--	--	--	--	--	--	--
TOTALS	--	--	--	--	--	--	--	--	--	--	--	--

2026 SEASON HIGHS

Hits	N/A
Doubles	N/A
Triples	N/A
Home Runs	N/A
RBI	N/A
Runs	N/A
Walks	N/A
Stolen Bases	N/A

CAREER HIGHS

Hits	N/A
Doubles	N/A
Triples	N/A
Home Runs	N/A
RBI	N/A
Runs	N/A
Walks	N/A
Stolen Bases	N/A

2026 SINGLE-GAME HIGHS

ALABAMA

Runs, Game	19 vs. Rhode Island (2/20)
Runs, Inning	8, twice, last 2nd inning at Oklahoma (4/2)
Hits, Game	15, twice, last vs. Auburn (3/27)
Hits, Inning	6, 2nd inning vs. Rhode Island (2/20)
Consecutive Hits, Inning	3, 3x, last 3rd inning vs. Samford (4/7)
Doubles	4, vs. Auburn (3/28)
Triples	2, vs. North Florida (3/7)
Home Runs	4, twice, last at Oklahoma (4/2)
Extra-Base Hits	7, twice, last at Oklahoma (4/2)
Stolen Bases	9 at Alabama State (3/4)
Left on Base	19 at Alabama State (3/4)
Errors (Committed By)	5 at South Alabama (3/17)
Strikeouts	13, 3x, last at Oklahoma (4/3)
Walks	15 at Alabama State (3/4)
Double Plays (Hit Into)	1, 16x, last at Oklahoma (4/3)
Triple Plays (Hit Into)	N/A

OPPONENTS

Runs, Game	14, Southern Miss (2/24)
Runs, Inning	7, 4th inning, Washington State (2/13)
Hits, Game	14, South Alabama (3/17)
Hits, Inning	5, 5th inning, Oregon State (2/28)
Consecutive Hits, Inning	5, 5th inning, Oregon State (2/28)
Doubles	3, 3x, last Kentucky (3/15)
Triples	1, Oklahoma (4/2)
Home Runs	3, twice, last Oklahoma (4/2)
Extra-Base Hits	4, 6x, last Oklahoma (4/2)
Stolen Bases	4, North Florida (3/7)
Left on Base	17, South Alabama (3/17)
Errors (Committed By)	3, North Florida (3/6)
Strikeouts	14, (G1) Washington State (2/14)
Walks	9, Southern Miss (2/24)
Double Plays (Hit Into)	3, Alabama State (3/4)
Triple Plays (Hit Into)	N/A

INDIVIDUAL BATTING

Longest Hitting Streak	10, Fowler (3/13-3/28)
Runs	4, twice, last Lemm vs. Rhode Island (G1) (2/21)
Hits	4, twice, last Neal at Oklahoma (4/2)
Doubles	2, twice, last Lemm vs. Troy (3/10)
Triples	1, 5x, last Torres vs. Samford (4/7)
Home Runs	2, twice, last Fowler at Oklahoma (4/2)
Inside-the-Park Home Run	N/A
Consecutive Games with a Home Run	2, Lemm (3/13-14) and Lebron (3/21-22)
Runs Batted In	7, Neal vs. Florida (3/22)
Stolen Bases	3, 3x, last Fowler vs. Florida (3/21)
Strikeouts	3, 12x, last Holt/Lemm at Oklahoma (4/3)
Walks	4, Torres at Alabama State (3/4)

INDIVIDUAL PITCHING

Innings Pitched, Starter	9.0, Fay vs. Florida (3/20)
Innings Pitched, Reliever	3.2, Crowther at Oklahoma (4/4)
Strikeouts	13, Fay vs. Florida (3/20)
Walks	5, twice, last Upchurch at Oklahoma (4/4)
Fewest Hits Allowed, Starter (5.0+ IP)	0, Fay vs. Florida (3/20)
Consecutive Scoreless IP, Starter	13.1, Upchurch (2/21-3/1)
Consecutive Scoreless IP, Reliever	5.2, Pesci (3/1-Pres.)
Consecutive Scoreless Relief Appearances	5, Pesci (2/18-Pres.)
Consecutive Saves Converted	5, Banks (2/17-Pres.)
Longest Winning Streak, Starter	3, Fay (2/20-3/6)

TEAM MISCELLANEOUS

Most Games Over .500	18 games (4/7)
Most Games Under .500	1 game (2/13)
Longest Winning Streak	9 games (3/20-4/2)
Longest Losing Streak	4 games (3/13-3/17)
Largest Margin of Victory	15, vs. Rhode Island (2/20)
Largest Margin of Defeat	10, at Southern Miss (2/24)
Fewest Hits, Game	4, twice, last at Southern Miss (2/24)
Fewest Hits Allowed, Game	0, vs. Florida (3/20)

STARTS BY POSITION

Pitcher (7)	- Adams (8), Fay (8), Upchurch (8), Blackwood (5), Alcock (3), Chiarodo (1), Smyers (1)
Catcher (3)	- Lemm (20), Neal (12), Plattner (2)
First Base (2)	- Vaughn (30), Purdy (4)
Second Base (2)	- Holt (33), Williamson (1)
Third Base (1)	- Torres (34)
Shortstop (1)	- Lebron (34)
Left Field (3)	- Osterhouse (27), Hines (3), Neal (3), Kroberger (1)
Center Field (2)	- Fowler (33), Kroberger (1)
Right Field (3)	- Steele (22), Neal (11), Holt (1)
Designated Hitter (5)	- Plattner (14), Lemm (10), Neal (5), Purdy (3), Hines (2)

STARTS BY BATTING ORDER

1 (2)	- Fowler (33), Lebron (1)
2 (2)	- Lebron (33), Neal (1)
3 (4)	- Neal (28), Lemm (3), Torres (2), Vaughn (1)
4 (4)	- Torres (20), Vaughn (10), Lemm (3), Purdy (1)
5 (6)	- Lemm (24), Torres (4), Purdy (3), Neal (1), Plattner (1), Vaughn (1)
6 (8)	- Plattner (12), Torres (8), Vaughn (5), Hines (3), Osterhouse (3), Neal (1), Purdy (1), Steele (1)
7 (6)	- Osterhouse (22), Steele (7), Purdy (2), Plattner (1), Vaughn (1), Williamson (1)
8 (7)	- Steele (14), Vaughn (12), Hines (2), Osterhouse (2), Plattner (2), Holt (1), Kroberger (1)
9 (2)	- Holt (33), Kroberger (1)

CRIMSON TIDE AT A GLANCE

Overall Record	28-8
Current Streak	Won 2
Series Record	7-1
Home	18-1
Road	5-6
Neutral	3-1
Day/Night	11-4/15-4
vs. Top-25 Teams	9-5
In February	9-2
In March	14-5
In April	3-1
In May	0-0
In June	0-0
vs. RHS/LHS	16-5/10-3
Alabama Scores First	19-5
Comeback Wins	7
Losses After Leading	5
Extra Innings	0-0
One-Run Games	7-1
Two-Run Games	1-2
Leading After 6/7/8	24-1/20-0/19-0
Trailing After 6/7/8	0-7/1-8/0-7
Alabama Out-Hits Opponent	18-1
Opponent Out-Hits Alabama	4-6
Two Teams Match on Hits	4-1

LAST TIME IT HAPPENED...

INDIVIDUAL

Four Hits in One Game

Alabama: **Brady Neal (4-4) at Oklahoma (April 2, 2026)**
Opponent: **Blake Fields (4-5) of Houston (March 1, 2026)**

Five Hits in One Game

Alabama: Kade Snell (5-5) vs. Texas A&M (April 20, 2024)
Opponent: John Cable (5-5) of Georgia (May 17, 2019)

Six Hits in One Game

Alabama: Has not occurred
Opponent: Kendrick Moore of Arkansas (May 20, 1995)

Three Runs in One Game

Alabama: **Eric Hines vs. Samford (April 7, 2026)**
Opponent: **Blake Fields of Houston (March 1, 2026)**

Four Runs in One Game

Alabama: **John Lemm (G1) vs. Rhode Island (Feb. 21, 2026)**
Opponent: Slate Alford of Georgia (May 9, 2025)

Five Runs in One Game

Alabama: Josh Rutledge vs. UIC (Feb. 27, 2010)
Opponent: Brock Wilken of Wake Forest (June 11, 2023)

Six+ Runs in One Game

Alabama: 6 by Craig Shipley at Georgia Southern (March 24, 1984)

Four RBI in One Game

Alabama: **Bryce Fowler at Oklahoma (April 4, 2026)**
Opponent: **Hudson Brown of Kentucky (March 14, 2026)**

Five RBI in One Game

Alabama: **Brady Neal vs. North Florida (March 8, 2026)**
Opponent: Kolby Branch of Georgia (May 9, 2025)

Two Players with Five RBI in One Game

Alabama: Will Hodo and Justin Lebron vs. Presbyterian (March 8, 2025)

Six RBI in One Game

Alabama: Justin Lebron vs. Ohio State (Feb. 23, 2025)
Opponent: Tre Phelps of Georgia (May 9, 2025)

Seven RBI in One Game

Alabama: **Brady Neal vs. Florida (March 22, 2026)**

Eight RBI in One Game

Alabama: Andy Phillips at UAB (April 14, 1999)

Nine+ RBI in One Game

Alabama: 9 by Roberto Vaz at Auburn (April 12, 1997)

Two Doubles in One Game

Alabama: **John Lemm vs. Troy (March 10, 2026)**
Opponent: Brodie Johnston of Vanderbilt (May 2, 2025)

Three Doubles in One Game

Alabama: Chandler Avant vs. New Mexico State (March 10, 2018)
Opponent: Tanner Allen of Mississippi State (April 14, 2019)

Four Doubles in One Game

Alabama: Mickey Kerns vs. Auburn (April 20, 1991)

Two Triples in One Game

Alabama: Georgie Salem vs. Mississippi Valley State - GM 2 (April 21, 2015)

Three Triples in One Game

Alabama: Ken Chapman vs. Samford (March 22, 1960)

Two Home Runs in One Inning

Alabama: Justin Lebron vs. Jacksonville State (Feb. 25, 2025) (2nd inning)

Two Home Runs in One Game

Alabama: **Bryce Fowler at Oklahoma (April 2, 2026)**
Opponent: **Jayden Tolentino (G1) of Rhode Island (Feb. 21, 2026)**

Three Home Runs in One Game

Alabama: T.J. McCants at Alabama State (March 19, 2024)
Opponent: Brock Wilken of Wake Forest (June 11, 2023)

Inside-the-Park Home Run

Alabama: Justin Lebron vs. Manhattan (Feb. 18, 2024)
Opponent: Jason Walk of Oklahoma (March 30, 2025)

Grand Slam Home Run

Alabama: **Brady Neal vs. Florida (March 22, 2026)**
Opponent: **Ben Higdon & Kyle Morrison of Southern Miss (Feb. 24, 2026)**

Walkoff Home Run

Alabama: Kade Snell vs. South Alabama (10th inning) (March 18, 2025)
Opponent: Braden Holcomb of Vanderbilt (9th inning) (May 4, 2025)

Game-Winning Home Run

Alabama: **Brady Neal at Jacksonville State (March 31, 2026)**
Opponent: Brody Donay of Florida (May 15 17, 2025)

Back-to-Back Home Runs

Alabama: **Luke Vaughn and Chase Kroberger vs. Samford (April 7, 2026)**
Opponent: Kolby Branch and Ryan Black of Georgia (May 9, 2025)

Back-to-Back-to-Back Home Runs

Alabama: T.J. Reeves, Morgan McCullough and Tyler Gentry at Samford (April 9, 2019)
Opponent: Russ Sneed, Connor Powers and Ryan Duffy of Mississippi State (May 2, 2009)

Two Home Runs in the Same Inning

Alabama: **Luke Vaughn and Chase Kroberger vs. Samford (April 7, 2026) (3rd inning)**
Opponent: Bobby Boser and Brody Donay of Florida (May 17, 2025) (1st inning)

Three+ Home Runs in the Same Inning

Alabama: **Bryce Fowler, Jason Torres, Justin Osterhouse at Oklahoma (April 2, 2026) (2nd inning)**
Opponent: Henry Hunter, Kolby Branch and Ryan Black of Georgia (May 9, 2025) (7th inning)

Home Run to Lead Off a Game

Alabama: **Bryce Fowler at Oklahoma (April 2, 2026)**
Opponent: Bobby Boser of Florida (May 17, 2025)

Home Run in Two Consecutive At-Bats

Alabama: **Bryce Fowler at Oklahoma (April 2, 2026)**
Opponent: **Hudson Brown of Kentucky (March 13-14, 2026)**

Home Run in Three Consecutive At-Bats

Alabama: T.J. McCants at Alabama State (March 19, 2024)
Opponent: Trevor Werner of Texas A&M (May 12, 2023)

Pinch-Hit Home Run

Alabama: Eric Foggo vs. LSU (May 8, 2022)
Opponent: **Josh Proctor of Oregon State (Feb. 28, 2026)**

Home Run in 3+ Straight Games

Alabama: Jason Torres (Feb. 28-March 2, 2025) (3 Games)

Home Run in 4+ Straight Games

Alabama: Andrew Pinckney (April 18-23, 2023) (4 Games)

Home Run in 5+ Straight Games

Alabama: Kent Matthes (Feb. 22-March 3, 2009) (6 Games)

Home Run in 6 Straight Games

Alabama: Kent Matthes (Feb. 22-March 3, 2009)

Hit for the Cycle

Alabama: Josh Rutledge at South Alabama (April 22, 2009)

Stole 3 Bases in One Game

Alabama: **Bryce Fowler vs. Florida (March 21, 2026)**
Opponent: Chris Stanfield of Auburn (May 25, 2023)

Stole 4 Bases in One Game

Alabama: Scott McClanahan vs. Miami (Ohio) (Feb. 18, 2001)
Opponent: Nick Crawford of UAB (March 24, 2009)

Stole 5 Bases in One Game

Alabama: Ted Williams vs. Samford (March 5, 1986)

Stole Home (Straight Steal)

Alabama: Alex Kubal vs. Southeast Missouri State (Feb. 20, 2009)
Opponent: Brandt Belk of Missouri (May 1, 2021)

Stole Home (Double Steal)

Alabama: Jim Jarvis (HP) and Drew Williamson (2B) vs. Auburn (April 16, 2023)
Opponent: Blake Brookins (HP) and Bobby Boser (2B) of Florida (May 17, 2025)

Perfect Game

Alabama: Al Drumheller, John Collins and Brett Sullenberger at South Florida (March 31, 1993)
Opponent: Bruce Baudier of LSU (1967)

Nine-Inning No-Hitter

Alabama: **Tyler Fay vs. Florida (March 20, 2026)**

Seven-Inning No-Hitter

Alabama: Vince Barrantine at Auburn (March 27, 1981)
Opponent: Robert Earl Sidell of Ole Miss (1962)

Complete Game One-Hitter

Alabama: Lance Cormier vs. Winthrop (March 4, 2001)
Opponent: Brandon Sproat of Florida (March 16, 2023)

Complete Game Two-Hitter

Alabama: Geoffrey Bramblett vs. Georgia Southern (June 1, 2014)
Opponent: Samuel Dutton of Auburn (7 inn.) (April 4, 2025)

Complete Game Three-Hitter

Alabama: Charley Sullivan vs. Tennessee (March 15, 2013)
Opponent: Dominic Niman of Kentucky (April 6, 2024)

Recorded 10+ Strikeouts

Alabama: **13 by Tyler Fay vs. Florida (March 20, 2026)**
Opponent: 10 by Pierce Coppola of Florida (May 16, 2025)

LAST TIME IT HAPPENED...

Recorded 15+ Strikeouts

Alabama: Wade LeBlanc (17) vs. McNeese State (March 4, 2005)
Opponent: Ethan Small (15) of Mississippi State (April 12, 2019)

Nine-Inning Complete Game

Alabama: Tyler Fay vs. Florida (March 20, 2026)
Opponent: Dominic Niman of Kentucky (April 6, 2024)

Seven-Inning Complete Game

Alabama: Zane Adams vs. Missouri (April 26, 2025)
Opponent: Samuel Dutton of Auburn (7 inn.) (April 4, 2025)

Complete Game Shutout

Alabama: Tyler Fay vs. Florida (March 20, 2026)
Opponent: Samuel Dutton of Auburn (7 inn.) (April 4, 2025)

Combined Shutout

Alabama: Bobby Alcock and Braylon Myers at Texas A&M (March 16, 2025)
Opponent: Aric McAtee and Anthony DeFabbia of Stetson (June 1, 2024)

Back-to-Back Shutouts

Alabama: Ben Hess, Hagan Banks and Braylon Myers vs. Manhattan (Feb. 16, 2024)
Quick, Farone, Adams, Morris and Heiberger vs. Manhattan (7 inn.) (Feb. 17, 2024)
Opponent: Pete Hansen, Travis Sthele, Jared Southland and Aaron Nixon of Texas (Feb. 25, 2022)
Tristan Stevens and Luke Harrison of Texas (Feb. 26, 2022)

Back-to-Back-to-Back Shutouts

Alabama: Taylor Guilbeau and Ray Castillo vs. Maryland Eastern Shore (Feb. 13, 2015)
Will Carter, Alex Watkins and J.C. Wilhite vs. Maryland Eastern Shore (Feb. 14, 2015)
Geoffrey Bramblett, Jay Shaw, Mitch Greer and Thomas Burrows vs. Maryland Eastern Shore (Feb. 15, 2015)

Back-to-Back Complete Games (9 Inn.)

Alabama: Jimmy Nelson vs. Ole Miss (May 15, 2010)
Nathan Kilcrease vs. Ole Miss (May 16, 2010)

Back-to-Back-to-Back Complete Games (9 Inn.)

Alabama: Jimmy Nelson vs. Ole Miss (May 15, 2010)
Nathan Kilcrease vs. Ole Miss (May 16, 2010)
Jimmy Nelson at Tennessee (May 20, 2010)

Back-to-Back Complete Games (7 Inn.)

Alabama: Bernard Robert at South Carolina (April 9, 2006) (DH)
Tommy Hunter at South Carolina (April 9, 2006) (DH)

Three Straight Complete Games

Alabama: Jimmy Nelson (May 14-25, 2010)
Manny Torres (April 16-30, 1999)

Four Straight Complete Games

Alabama: Wade LeBlanc (April 23-May 16, 2004)

Five Straight Complete Games

Alabama: Chris Eilers (March 18-April 14, 1995)

TEAM

Shutout

Alabama: Alabama 6 vs. Florida 0 (March 20, 2026)
Opponent: Alabama 0 vs. Auburn 10 (April 4, 2025)

Scored 10-14 Runs

Alabama: 16 vs. Samford (April 7, 2026)
Opponent: 14 by Southern Miss (Feb. 24, 2026)

Scored 15-19 Runs

Alabama: 15 vs. Presbyterian (March 8, 2025)
Opponent: 15 by Tennessee (May 21, 2025)

Scored 20-24 Runs

Alabama: 20 vs. Jacksonville State (Feb. 25, 2025)
Opponent: 22 by Wake Forest (June 11, 2023)

Scored 25-29 Runs

Alabama: 25 vs. UIC (Feb. 27, 2010)
Opponent: 27 by Vanderbilt (1988); by Florida (1989)

Scored 30+ Runs

Alabama: 35 at Georgia Southern (March 23, 1984)
Opponent: Not on Record

Recorded 15-19 Hits

Alabama: 15 vs. Auburn (March 27, 2026)
Opponent: 15 by Georgia (May 9, 2025)

Recorded 20-24 Hits

Alabama: 22 at Arkansas (March 31, 2023)
Opponent: 20 by Tennessee (May 21, 2025)

Recorded 25-30 Hits

Alabama: 26 vs. Alabama A&M (March 17, 2009)
Opponent: 25 by South Carolina (May 1, 2010)

Recorded 30+ Hits

Alabama: 35 at Georgia Southern (March 23, 1984)
Opponent: 30 by Vanderbilt (April 17, 1988)

Scored 5 Runs in One Inning

Alabama: vs. Florida (March 22, 2026) (7th inning)
Opponent: Tennessee (May 21, 2025) (6th inning)

Scored 6 Runs in One Inning

Alabama: vs. North Florida (March 7, 2026) (1st inning)
Opponent: Vanderbilt (May 2, 2025) (8th inning)

Scored 7 Runs in One Inning

Alabama: vs. Florida (March 22, 2025) (6th inning)
Opponent: Southern Miss (Feb. 24, 2026) (4th inning)

Scored 8 Runs in One Inning

Alabama: at Oklahoma (April 2, 2026) (2nd inning)
Opponent: Georgia (May 9, 2025) (5th inning)

Scored 9 Runs in One Inning

Alabama: vs. Presbyterian (March 8, 2025) (2nd inning)
Opponent: Auburn (May 5, 2019) (8th inning)

Scored 10 Runs in One Inning

Alabama: at Arkansas (March 19, 2021) (2nd inning)
Opponent: South Alabama (April 22, 2009) (3rd inning)

Scored 11 Runs in One Inning

Alabama: 11 vs. Samford (April 23, 2024) (3rd inning)
Opponent: 11 by Columbia - GM 2 (March 11, 2023) (4th inning)

Scored 12+ Runs in One Inning

Alabama: 13 vs. Jacksonville State (Feb. 25, 2025) (2nd inning)
Opponent: 12 by Florida (March 19, 1989) (6th inning)

Recorded 6 Hits in One Inning

Alabama: vs. Rhode Island (Feb. 20, 2026) (2nd inning)
Opponent: Georgia (May 9, 2025) (7th inning)

Recorded 7 Hits in One Inning

Alabama: vs. Samford (April 13, 2021) (6th inning)
Opponent: Mississippi State (April 11, 2025) (5th inning)

Recorded 8 Hits in One Inning

Alabama: vs. Missouri (April 26, 2025) (2nd inning)
Opponent: Texas A&M - GM 2 (April 19, 2024) (2nd inning)

Recorded 9 Hits in One Inning

Alabama: vs. Canisius (Feb. 16, 2007) (7th inning)
Opponent: South Alabama (April 4, 1989) (3rd inning)

Recorded 10 Hits in One Inning

Alabama: vs. Jacksonville State (Feb. 25, 2025) (2nd inning)
Opponent: Auburn (May 20, 1993) (SEC Tourney) (4th inning)

Recorded 11+ Hits in One Inning

Alabama: 11 at Samford (April 9, 2019) (3rd inning)
Opponent: 11 by Florida (1989)
11 by Miami (CWS) (June 2, 1996) (3rd inning)

Made 3 Errors in One Game

Alabama: at Kentucky (March 14, 2026)
Opponent: North Florida (March 6, 2026)

Made 4 Errors in One Game

Alabama: vs. Florida (March 22, 2026)
Opponent: Florida (May 17, 2025)

Made 5 Errors in One Game

Alabama: at South Alabama (March 17, 2026)
Opponent: Texas A&M (May 27, 2022)

Made 6 Errors in One Game

Alabama: at Texas-Arlington (March 2, 2008)
Opponent: Mississippi Valley State (April 1, 2009)

Made 8 Errors in One Game

Alabama: vs. Georgia (April 4, 1992)

Turned 3 Double Plays

Alabama: at Alabama State (March 4, 2026)
Opponent: Troy (May 7, 2024)

Turned 4 Double Plays

Alabama: vs. Tennessee (April 4, 2021)
Opponent: Arizona (March 2, 2024)

Turned 5 Double Plays

Alabama: vs. Auburn (April 15, 2023)
vs. Jacksonville State (Feb. 22, 2022)
vs. Kentucky (March 20, 2005)
vs. Huntingdon (April 27, 1990)

Turned a Triple Play

Alabama: at UAB (March 21, 2017)
Opponent: Middle Tennessee (Feb. 25, 1997)

2026 RESULTS

2026 Crimson Tide Baseball
Game Results for Alabama (as of Apr 09, 2026)
(All games)

Date	Opponent	Score	Inns	Overall	Conference	Pitcher of record	Attend	Time
Feb 13, 2026	WASHINGTON STATE	L 4-8	9	0-1-0	0-0-0	Fay (L 0-1)	4888	3:08
Feb 14, 2026	WASHINGTON STATE-1	w 8-1	9	1-1-0	0-0-0	Adams (W 1-0)	-	2:49
Feb 14, 2026	WASHINGTON STATE-2	w 11-1	7	2-1-0	0-0-0	Upchurch (W 1-0)	4378	2:28
Feb 17, 2026	at Samford	w 3-2	9	3-1-0	0-0-0	Morris (W 1-0)	1613	2:50
Feb 18, 2026	ALABAMA STATE	w 2-1	9	4-1-0	0-0-0	Alcock (W 1-0)	3513	2:45
Feb 20, 2026	RHODE ISLAND	w 19-4	7	5-1-0	0-0-0	Fay (W 1-1)	4598	2:35
Feb 21, 2026	RHODE ISLAND-1	w 8-5	9	6-1-0	0-0-0	Adams (W 2-0)	-	2:58
Feb 21, 2026	RHODE ISLAND-2	w 11-1	8	7-1-0	0-0-0	Upchurch (W 2-0)	4909	3:09
Feb 24, 2026	at #12 Southern Miss	L 4-14	8	7-2-0	0-0-0	Blackwood (L 1-1)	5538	3:04
Feb 27, 2026	vs Iowa	w 12-2	9	8-2-0	0-0-0	Fay (W 2-1)	3350	3:15
Feb 28, 2026	vs #19 Oregon State	w 8-7	9	9-2-0	0-0-0	Heiberger (W 1-0)	5771	3:29
Mar 1, 2026	vs Houston	L 2-8	9	9-3-0	0-0-0	Upchurch (L 2-1)	4802	3:04
Mar 03, 2026	JACKSONVILLE STATE	w 6-5	9	10-3-0	0-0-0	Crowther (W 1-0)	4659	3:14
Mar 04, 2026	at Alabama State	w 13-4	9	11-3-0	0-0-0	Chiarodo (W 1-0)	878	10:0
Mar 06, 2026	NORTH FLORIDA	w 7-2	9	12-3-0	0-0-0	Fay (W 3-1)	3408	2:33
Mar 07, 2026	NORTH FLORIDA	w 9-3	9	13-3-0	0-0-0	Adams (W 3-0)	3573	3:01
Mar 08, 2026	NORTH FLORIDA	w 12-2	7	14-3-0	0-0-0	Upchurch (W 3-1)	3316	2:28
Mar 10, 2026	TROY	w 7-3	9	15-3-0	0-0-0	Alcock (W 2-0)	4423	3:20
* Mar 13, 2025	at #21 Kentucky	L 4-7	9	15-4-0	0-1-0	Fay (L 3-2)	2717	2:32
* Mar 14, 2025	at #21 Kentucky	L 7-8	9	15-5-0	0-2-0	Adams (L 3-1)	3178	3:31
* Mar 15, 2025	at #21 Kentucky	L 4-6	9	15-6-0	0-3-0	Upchurch (L 3-2)	3046	3:22
Mar 17, 2026	at South Alabama	L 3-6	9	15-7-0	0-3-0	Crowther (L 1-1)	2608	3:13
* Mar 20, 2026	#18 FLORIDA	w 6-0	9	16-7-0	1-3-0	Fay (W 4-2)	3610	2:41
* Mar 21, 2026	#18 FLORIDA	w 8-4	9	17-7-0	2-3-0	Adams (W 4-1)	3875	3:03
* Mar 22, 2026	#18 FLORIDA	w 14-7	9	18-7-0	3-3-0	Crowther (W 2-1)	3753	3:34
Mar 24, 2026	vs Austin Peay	w 6-2	9	19-7-0	3-3-0	Lehman (W 1-0)	2968	2:25
* Mar 27, 2026	#5 AUBURN	w 11-1	8	20-7-0	4-3-0	Fay (W 5-2)	4862	2:52
* Mar 28, 2026	#5 AUBURN	w 3-2	9	21-7-0	5-3-0	Banks (W 1-0)	5800	2:56
* Mar 29, 2026	#5 AUBURN	w 3-1	9	22-7-0	6-3-0	Heiberger (W 2-0)	5800	2:41
Mar 31	at Jacksonville State	w 4-3	9	23-7-0	6-3-0	Steckmesser (W 1-0)	1852	3:22
* Apr 02, 2026	at #11 Oklahoma	w 10-7	9	24-7-0	7-3-0	Fay (W 6-2)	3895	3:05
* Apr 03, 2026	at #11 Oklahoma	L 2-4	9	24-8-0	7-4-0	Adams (L 4-2)	2571	2:45
* Apr 04, 2026	at #11 Oklahoma	w 3-2	9	25-8-0	8-4-0	Upchurch (W 4-2)	3906	3:22
Apr 07, 2026	SAMFORD	w 16-2	7	26-8-0	8-4-0	Blackwood (W 1-1)	5184	2:19

() extra inning game

2026 GAMES SUMMARY



2026 Crimson Tide Baseball
 Games Summary for Alabama (as of Apr 09, 2026)
 (All games)



Score by innings	1	2	3	4	5	6	7	8	9	Total
Alabama	41	30	26	33	35	23	25	24	13	250
Opponents	14	14	16	13	29	9	22	6	12	135

Record when ...

Overall	26-8	After 6 leading	24-1
Conference	8-4 trailing	0-7
Non-Conference	18-4 tied	2-0
Home games	18-1	After 7 leading	19-0
Away games	5-6 trailing	1-8
Neutral site	3-1 tied	2-0
Day games	11-4	After 8 leading	18-0
Night games	15-4 trailing	0-7
vs Left starter	10-3 tied	2-0
vs Right starter	16-5		
1-Run games	7-1	Hit 0 home runs	7-3
2-Run games	1-2	... 1 home run	7-4
5+Run games	13-2	... 2+ home runs	12-1
Extra innings	0-0		
Shutouts	1-0	Opponent 0 home runs	14-3
	 1 home run	9-2
	 2+ HRs	3-3
Scoring 0-2 runs	1-2		
..... 3-5 runs	5-5	Made 0 errors	10-2
..... 6-9 runs	10-1	... 1 error	10-1
..... 10+ runs	10-0	... 2+ errors	6-5
Opponent 0-2 runs	15-0		
..... 3-5 runs	8-1	Opp. made 0 errors	7-4
..... 6-9 runs	3-6 1 error	9-3
..... 10+ runs	0-1 2+ errors	10-1
Scored in 1st inning	15-4	Out-hit opponent	18-1
Opp. scored in 1st	7-3	Out-hit by opponent	4-6
Scores first	19-5	Hits are tied	4-1
Opp. scores first	7-3		

Record when team scores:

Runs	0	1	2	3	4	5	6	7	8	9	10+
W-L	0-0	0-0	1-2	4-1	1-4	0-0	3-0	2-1	4-0	1-0	10-0

Record when opponent scores:

Runs	0	1	2	3	4	5	6	7	8	9	10+
W-L	1-0	6-0	8-0	3-0	3-1	2-0	0-2	3-1	0-3	0-0	0-1

Record when leading after:

Inn.	1	2	3	4	5	6	7	8
W-L	15-3	19-2	18-2	21-2	23-1	24-1	19-0	18-0

Record when trailing after:

Inn.	1	2	3	4	5	6	7	8
W-L	4-2	4-4	3-6	1-6	1-7	0-7	1-8	0-7

Record when tied after:

Inn.	1	2	3	4	5	6	7	8
W-L	7-3	3-2	5-0	4-0	2-0	2-0	2-0	2-0

Current winning streak: 2
 Longest winning streak: 9
 Longest losing streak: 4

Home attendance : 74549 (17 dates avg = 4385)
 Away attendance : 48693 (15 dates avg = 3246)
 Total attendance: 123242 (32 dates avg = 3851)

2026 TEAM GAME-BY-GAME [BATTING]

2026 Crimson Tide Baseball
 Team Game-by-Game for Alabama (as of Apr 09, 2026)
 Batting (All games)

Date	Opponent	ab	r	h	rbi	2b	3b	hr	tb	bb	ibb	sb	cs	hbp	sac	sf	gdp	k	po	a	e	lob	avg
Feb 13	WASHINGTON STATE	32	4	6	4	1	0	1	10	9	0	2	0	1	0	0	1	11	27	12	1	11	.188
Feb 14	WASHINGTON STATE	29	8	7	7	0	0	1	10	6	0	1	0	2	0	2	0	6	27	7	1	7	.213
Feb 14	WASHINGTON STATE	27	11	9	11	1	0	2	16	6	0	1	0	1	0	1	1	7	21	5	0	6	.250
Feb 17	at Samford	28	3	4	3	0	0	1	7	8	0	3	0	3	0	1	1	8	27	8	0	10	.224
Feb 18	ALABAMA STATE	29	2	5	0	1	0	0	6	4	0	3	0	0	0	0	0	13	27	8	1	7	.214
Feb 20	RHODE ISLAND	32	19	15	19	3	0	4	30	6	0	1	0	4	0	2	0	6	21	8	0	7	.260
Feb 21	RHODE ISLAND	31	8	10	8	1	0	2	17	4	0	1	0	2	1	2	0	7	27	8	1	8	.269
Feb 21	RHODE ISLAND	32	11	9	9	1	0	2	16	9	0	3	0	3	0	0	0	11	24	10	0	10	.271
Feb 24	at Southern Miss	28	4	4	4	0	0	1	7	5	0	1	0	3	0	1	0	12	22	10	3	9	.257
Feb 27	vs Iowa	41	12	13	12	2	0	3	24	8	0	1	0	0	0	0	0	11	27	9	2	10	.265
Feb 28	vs Oregon State	38	8	12	8	3	0	3	24	2	0	0	0	2	0	1	1	11	27	11	2	8	.271
Mar 1	vs Houston	32	2	6	2	2	0	1	11	2	0	2	0	2	0	0	0	6	27	7	2	7	.264
Mar 03	JACKSONVILLE STATE	28	6	6	6	1	0	1	10	5	0	2	0	3	0	1	0	8	27	11	1	7	.260
Mar 04	at Alabama State	37	13	10	11	3	0	1	16	15	0	9	0	7	0	0	0	9	27	12	3	19	.261
Mar 06	NORTH FLORIDA	35	7	14	7	2	1	1	21	4	0	2	2	1	2	0	0	10	27	5	1	11	.271
Mar 07	NORTH FLORIDA	31	9	10	8	3	2	0	17	6	1	3	0	3	1	0	1	6	27	8	0	8	.275
Mar 08	NORTH FLORIDA	26	12	9	12	1	0	2	16	9	0	3	0	1	1	1	0	6	21	7	0	8	.278
Mar 10	TROY	26	7	5	7	2	0	1	10	7	0	4	0	5	0	3	0	6	27	11	3	10	.274
*Mar 13	at Kentucky	34	4	8	4	1	0	2	15	4	0	0	0	0	0	0	1	7	24	7	2	7	.272
*Mar 14	at Kentucky	35	7	10	6	3	0	1	16	7	0	3	0	3	0	1	1	8	24	8	3	12	.273
*Mar 15	at Kentucky	33	4	5	4	2	0	0	7	3	0	0	0	3	0	0	0	10	24	6	0	8	.267
Mar 17	at South Alabama	34	3	9	2	2	0	0	11	4	0	2	0	0	1	0	1	13	24	6	5	9	.266
*Mar 20	FLORIDA	32	6	10	6	3	0	0	13	5	0	3	2	2	1	0	1	8	27	5	1	10	.268
*Mar 21	FLORIDA	30	8	8	8	3	0	1	14	7	0	6	0	1	2	0	0	7	27	5	2	8	.268
*Mar 22	FLORIDA	32	14	10	13	1	0	3	20	9	0	0	1	2	0	0	1	7	27	8	4	6	.270
Mar 24	vs Austin Peay	29	6	7	5	3	0	0	10	8	1	1	1	0	0	1	0	7	27	10	1	8	.269
*Mar 27	AUBURN	39	11	15	11	3	0	3	27	2	0	0	0	0	0	0	0	9	24	9	0	7	.274
*Mar 28	AUBURN	34	3	12	3	4	0	0	16	2	0	0	0	0	1	0	0	7	27	7	0	10	.277
*Mar 29	AUBURN	28	3	4	2	2	0	0	6	4	0	1	0	2	0	0	0	7	27	7	0	7	.273
Mar 31	at Jacksonville State	32	4	5	4	1	0	2	12	5	0	2	0	3	0	0	1	11	27	17	1	9	.269
*Apr 02	at Oklahoma	36	10	10	10	2	1	4	26	2	0	2	0	3	0	0	1	9	27	8	0	4	.270
*Apr 03	at Oklahoma	33	2	8	1	0	0	0	8	2	0	0	0	1	0	0	1	13	24	8	0	7	.269
*Apr 04	at Oklahoma	32	3	5	0	0	0	0	5	4	0	0	1	1	0	0	0	12	27	10	1	7	.265
Apr 07	SAMFORD	31	16	13	14	2	1	3	26	5	0	3	0	2	0	0	0	6	21	6	1	4	.270
Totals		1086	250	293	231	59	5	46	500	188	2	65	7	66	10	17	13	295	868	284	42	286	.270

2026 TEAM GAME-BY-GAME [PITCHING]

2026 Crimson Tide Baseball
 Team Game-by-Game for Alabama (as of Apr 09, 2026)
 Pitching (All games)

Date	Opponent	ip	h	r	er	bb	so	2b	3b	hr	wp	bk	hbp	dp	ibb	score	w-l	sv	era
Feb 13	WASHINGTON STATE	9.0	10	8	7	3	12	2	0	2	0	1	1	0	0	4-8	0-1	0	7.00
Feb 14	WASHINGTON STATE	9.0	6	1	1	2	14	1	0	0	0	0	0	0	0	8-1	1-1	0	4.00
Feb 14	WASHINGTON STATE	7.0	5	1	1	4	12	0	0	0	2	0	0	0	0	11-1	2-1	0	3.24
Feb 17	at Samford	9.0	7	2	2	2	9	0	0	0	2	0	0	2	0	3-2	3-1	1	2.91
Feb 18	ALABAMA STATE	9.0	7	1	1	3	13	1	0	0	0	0	1	0	0	2-1	4-1	2	2.51
Feb 20	RHODE ISLAND	7.0	6	4	4	2	8	2	0	1	0	0	3	1	0	19-4	5-1	2	2.88
Feb 21	RHODE ISLAND	9.0	8	5	5	0	10	0	0	2	0	0	0	0	0	8-5	6-1	3	3.20
Feb 21	RHODE ISLAND	8.0	4	1	0	2	7	1	0	0	0	0	0	2	0	11-1	7-1	3	2.82
Feb 24	at Southern Miss	7.1	13	14	12	9	5	2	0	2	0	0	0	1	0	4-14	7-2	3	4.00
Feb 27	vs Iowa	9.0	9	2	2	1	4	0	0	0	0	0	0	0	0	12-2	8-2	3	3.78
Feb 28	vs Oregon State	9.0	12	7	7	3	5	2	0	2	0	0	1	1	1	8-7	9-2	4	4.09
Mar 1	vs Houston	9.0	11	8	6	3	9	1	0	0	0	0	2	1	1	2-8	9-3	4	4.26
Mar 03	JACKSONVILLE STATE	9.0	7	5	5	2	7	3	0	0	0	0	2	1	0	6-5	10-3	5	4.32
Mar 04	at Alabama State	9.0	8	4	3	4	5	1	0	1	1	0	1	3	0	13-4	11-3	5	4.22
Mar 06	NORTH FLORIDA	9.0	4	2	2	2	13	0	0	1	0	0	0	2	0	7-2	12-3	5	4.07
Mar 07	NORTH FLORIDA	9.0	7	3	3	5	9	0	0	0	0	0	2	0	0	9-3	13-3	5	4.00
Mar 08	NORTH FLORIDA	7.0	5	2	2	1	11	0	0	1	1	0	0	1	0	12-2	14-3	5	3.93
Mar 10	TROY	9.0	5	3	2	5	10	1	0	1	0	0	1	2	0	7-3	15-3	5	3.82
*Mar 13	at Kentucky	8.0	9	7	6	2	9	1	0	3	0	0	1	0	0	4-7	15-4	5	3.96
*Mar 14	at Kentucky	8.0	10	8	7	3	7	2	0	1	1	0	0	0	0	7-8	15-5	5	4.15
*Mar 15	at Kentucky	8.0	8	6	6	7	8	3	0	1	2	0	2	0	1	4-6	15-6	5	4.26
Mar 17	at South Alabama	8.0	14	6	1	4	9	1	0	0	1	0	1	0	0	3-6	15-7	5	4.13
*Mar 20	FLORIDA	9.0	0	0	0	2	13	0	0	0	0	0	0	0	0	6-0	16-7	5	3.94
*Mar 21	FLORIDA	9.0	7	4	2	3	8	2	0	1	0	0	1	0	0	8-4	17-7	5	3.85
*Mar 22	FLORIDA	9.0	6	7	6	8	8	0	0	1	0	0	2	1	0	14-7	18-7	5	3.94
Mar 24	vs Austin Peay	9.0	6	2	2	2	8	2	0	1	0	0	1	0	0	6-2	19-7	5	3.86
*Mar 27	AUBURN	8.0	3	1	1	5	9	1	0	0	0	0	1	1	0	11-1	20-7	5	3.77
*Mar 28	AUBURN	9.0	7	2	2	3	8	1	0	0	0	0	0	1	0	3-2	21-7	5	3.70
*Mar 29	AUBURN	9.0	2	1	1	4	8	0	0	0	0	0	5	2	0	3-1	22-7	6	3.60
Mar 31	at Jacksonville State	9.0	5	3	2	5	7	0	0	1	0	0	0	1	1	4-3	23-7	6	3.55
*Apr 02	at Oklahoma	9.0	10	7	7	1	11	0	1	3	1	0	1	0	0	10-7	24-7	7	3.66
*Apr 03	at Oklahoma	8.0	7	4	4	4	11	2	0	0	1	0	1	0	0	2-4	24-8	7	3.69
*Apr 04	at Oklahoma	9.0	7	2	2	7	7	1	0	0	0	0	1	0	0	3-2	25-8	8	3.63
Apr 07	SAMFORD	7.0	6	2	2	2	6	2	0	0	1	0	0	2	0	16-2	26-8	8	3.61
Totals		289.1	241	135	116	115	300	35	1	25	13	1	31	25	4	250-135	26-8	8	3.61

2026 CUMULATIVE STATS



2026 Crimson Tide Baseball
Overall Statistics for Alabama (as of Apr 07, 2026)
(All games Sorted by Batting avg)



Record: 26-8 Home: 18-1 Away: 5-6 Neutral: 3-1 Conference: 8-4

Player	avg	gp-gs	ab	r	h	2b	3b	hr	rbi	tb	slg%	bb	hp	so	gdp	ob%	sf	sh	sb-att	po	a	e	fld%
Bryce Fowler	.357	33-33	126	33	45	8	0	5	26	68	.540	24	6	39	0	.478	1	0	14-16	57	2	2	.967
Brady Neal	.357	34-31	112	27	40	9	1	6	34	69	.616	20	6	23	1	.465	4	2	4-6	131	9	3	.979
John Lemm	.312	32-30	109	27	34	7	1	5	19	58	.532	17	4	29	0	.420	1	1	1-1	176	10	1	.995
Brennan Holt	.284	34-34	102	24	29	6	1	1	14	40	.392	21	10	35	2	.448	1	1	12-14	62	65	4	.969
Justin Lebron	.267	34-34	131	38	35	5	0	11	28	73	.557	20	9	30	2	.398	1	0	25-25	58	83	11	.928
Jason Torres	.262	34-34	122	18	32	7	1	4	34	53	.434	22	3	30	3	.383	2	3	0-0	11	57	4	.944
Justin Osterhouse	.230	31-27	87	18	20	4	0	3	15	33	.379	18	6	20	1	.393	1	1	7-8	34	5	2	.951
Luke Vaughn	.221	32-30	95	25	21	6	0	6	24	45	.474	22	7	22	1	.397	2	1	0-0	231	6	3	.988
Peyton Steele	.198	25-22	81	10	16	3	1	1	16	24	.296	6	1	27	1	.256	2	0	0-0	42	2	0	1.000
Will Plattner	.140	21-16	57	8	8	3	0	1	8	14	.246	8	4	16	1	.282	2	1	1-1	18	3	0	1.000

Eric Hines	.350	10-5	20	6	7	0	0	2	4	13	.650	1	2	5	0	.435	0	0	0-0	6	0	0	1.000
Andrew Purdy	.192	14-7	26	9	5	1	0	0	5	6	.231	4	5	11	1	.400	0	0	0-0	27	2	0	1.000
Chase Kroberger	.091	7-2	11	4	1	0	0	1	3	4	.364	2	0	5	0	.231	0	0	1-1	6	0	0	1.000
Evan Taylor	.000	4-0	3	1	0	0	0	0	0	0	.000	0	1	0	0	.250	0	0	0-0	1	0	0	1.000
JoJo Williamson	.000	7-1	3	2	0	0	0	0	0	0	.000	1	1	2	0	.400	0	0	0-0	2	2	1	.800
Joe Chiarodo	.000	1-0	1	0	0	0	0	0	0	0	.000	0	0	1	0	.000	0	0	0-0	0	0	0	.000
Caleb Barnett	.000	4-0	0	0	0	0	0	0	1	0	.000	2	1	0	0	1.000	0	0	0-0	0	1	1	.500
Totals	.270	34	1086	250	293	59	5	46	231	500	.460	188	66	295	13	.403	17	10	65-72	868	284	42	.965
Opponents	.225	34	1069	135	241	35	1	25	127	353	.330	115	31	300	19	.317	6	15	30-40	832	256	35	.969

LOB - Team (286), Opp (233). DPs turned - Team (25), Opp (16). CI - Team (0), Opp (1). IBB - Team (2), Neal 1, Lebron 1, Opp (4). Picked off - Osterhouse 1, Lebron 1.

(All games Sorted by Earned run avg)

Player	era	w-l	app	gs	cg	sho	sv	ip	h	r	er	bb	so	2b	3b	hr	b/avg	wp	hp	bk	sfa	sha
Myles Upchurch	3.60	4-2	8	8	0	0/0	0	30.0	21	12	12	24	40	2	0	2	.204	4	5	0	0	4
Tyler Fay	4.07	6-2	8	8	1	1/0	0	48.2	32	23	22	12	59	2	0	8	.185	0	6	1	0	2
Zane Adams	4.07	4-2	8	8	0	0/0	0	42.0	41	20	19	11	48	7	0	3	.252	2	1	0	2	1

Anthony Pesci	0.00	0-0	5	0	0	0/0	0	5.2	4	0	0	4	6	0	0	0	.182	0	0	0	0	0
Joe Chiarodo	0.00	1-0	3	1	0	0/0	0	3.1	4	0	0	1	1	0	0	0	.286	0	1	0	0	0
Tate Robertson	0.00	0-0	3	0	0	0/0	0	2.1	1	2	0	4	4	0	0	0	.111	0	0	0	0	0
Kaden Humphrey	0.00	0-0	3	0	0	0/0	0	1.2	0	0	0	0	1	0	0	0	.000	0	0	0	0	0
Ashton Crowther	2.12	2-1	9	0	0	0/0	0	17.0	13	7	4	3	13	0	0	1	.217	1	1	0	1	0
Matthew Heiberger	2.41	2-0	12	0	0	0/0	2	18.2	11	7	5	12	17	1	0	2	.177	0	4	0	0	3
Owen Sarna	2.70	0-0	3	0	0	0/0	0	3.1	3	1	1	0	1	2	0	0	.231	0	0	0	0	0
Luke Smyers	2.77	0-0	10	1	0	0/0	0	13.0	14	7	4	9	16	2	0	1	.275	0	0	0	0	0
Hagan Banks	3.00	1-0	10	0	0	0/0	5	15.0	12	5	5	4	17	6	0	0	.211	0	1	0	1	0
Austin Morris	3.00	1-0	8	0	0	0/0	0	12.0	7	7	4	6	13	0	0	0	.167	2	2	0	0	0
Bobby Alcock	3.60	2-0	9	3	0	0/0	0	15.0	19	6	6	5	14	3	0	0	.322	0	3	0	1	0
Sam Mitchell	4.58	0-0	11	0	0	0/0	0	17.2	18	10	9	5	14	2	1	3	.254	1	5	0	0	1
JT Blackwood	4.79	1-1	7	5	0	0/0	0	20.2	24	12	11	4	11	7	0	3	.293	1	0	0	0	2
Evan Steckmesser	5.17	1-0	11	0	0	0/0	1	15.2	13	11	9	6	18	0	0	1	.232	0	1	0	1	2
Connor Lehman	5.87	1-0	6	0	0	0/0	0	7.2	4	5	5	5	7	1	0	1	.148	2	1	0	0	0
Totals	3.61	26-8	34	34	1	1/0	8	289.1	241	135	116	115	300	35	1	25	.225	13	31	1	6	15
Opponents	7.37	8-26	34	34	0	0/0	4	277.1	293	250	227	188	295	59	5	46	.270	31	66	2	17	10

PB - Team (6), Neal 3, Lemm 3, Opp (6). Pickoffs - Team (7), Neal 1, Adams 1, Steckmesser 1, Morris 1, Blackwood 1, Mitchell 1, Crowther 1, Opp (1). SBA/ATT - Lemm (20-23), Neal (6-10), Adams (5-6), Banks (5-6), Fay (3-5), Alcock (3-5), Plattner (4-5), Blackwood (4-4), Steckmesser (1-3), Morris (3-3), Upchurch (2-2), Heiberger (2-2), Crowther (1-2), Smyers (1-2).

2026 CUMULATIVE STATS [DEFENSE]



**2026 Crimson Tide Baseball
Overall Statistics for Alabama (as of Apr 07, 2026)
(All games Sorted by Fielding pct)**

Player	c	po	a	e	fld%	dp	sba	csb	sba%	pb	ci
Peyton Steele	44	42	2	0	1.000	1	0	0	---	0	0
Andrew Purdy	29	27	2	0	1.000	1	0	0	---	0	0
Will Plattner	21	18	3	0	1.000	0	4	1	.800	0	0
JT Blackwood	7	1	6	0	1.000	1	4	0	1.000	0	0
Myles Upchurch	6	1	5	0	1.000	0	2	0	1.000	0	0
Chase Kroberger	6	6	0	0	1.000	0	0	0	---	0	0
Eric Hines	6	6	0	0	1.000	0	0	0	---	0	0
Matthew Heiberger	6	2	4	0	1.000	1	2	0	1.000	0	0
Evan Taylor	1	1	0	0	1.000	0	0	0	---	0	0
Austin Morris	1	0	1	0	1.000	0	3	0	1.000	0	0
Anthony Pesci	1	0	1	0	1.000	0	0	0	---	0	0
Connor Lehman	1	0	1	0	1.000	0	0	0	---	0	0
John Lemm	187	176	10	1	.995	0	20	3	.870	3	0
Luke Vaughn	240	231	6	3	.988	21	0	0	---	0	0
Brady Neal	143	131	9	3	.979	1	6	4	.600	3	0
Brennan Holt	131	62	65	4	.969	13	0	0	---	0	0
Bryce Fowler	61	57	2	2	.967	1	0	0	---	0	0
Justin Osterhouse	41	34	5	2	.951	0	0	0	---	0	0
Jason Torres	72	11	57	4	.944	5	0	0	---	0	0
Justin Lebron	152	58	83	11	.928	17	0	0	---	0	0
Sam Mitchell	6	0	5	1	.833	0	0	0	---	0	0
JoJo Williamson	5	2	2	1	.800	1	0	0	---	0	0
Tyler Fay	12	1	8	3	.750	1	3	2	.600	0	0
Zane Adams	6	1	3	2	.667	0	5	1	.833	0	0
Evan Steckmesser	3	0	2	1	.667	0	1	2	.333	0	0
Caleb Barnett	2	0	1	1	.500	1	0	0	---	0	0
Ashton Crowther	2	0	1	1	.500	0	1	1	.500	0	0
Owen Sarna	1	0	0	1	.000	0	0	0	---	0	0
Tate Robertson	1	0	0	1	.000	0	0	0	---	0	0
Luke Smyers	0	0	0	0	.000	0	1	1	.500	0	0
Kaden Humphrey	0	0	0	0	.000	0	0	0	---	0	0
Hagan Banks	0	0	0	0	.000	0	5	1	.833	0	0
Joe Chiarodo	0	0	0	0	.000	0	0	0	---	0	0
Bobby Alcock	0	0	0	0	.000	0	3	2	.600	0	0
Totals	1194	868	284	42	.965	25	30	10	.750	6	0
Opponents	1123	832	256	35	.969	16	65	7	.903	6	1

Hitting minimums - 1 Games 50% of Games 1.0 AB/Game
Pitching minimums - 5 Games 20 IP 0.7 IP/Game

2026 SEC STATS



2026 Crimson Tide Baseball
Conference statistics for Alabama (as of Apr 04, 2026)
(Conference games only Sorted by Batting avg)



Record: 8-4 Home: 6-0 Away: 2-4 Conference: 8-4

Player	avg	gp-gs	ab	r	h	2b	3b	hr	rbi	tb	slg%	bb	hp	so	gdp	ob%	sf	sh	sb-att	po	a	e	fld%
Bryce Fowler	.431	12-12	51	12	22	4	0	3	11	35	.686	8	0	16	0	.508	0	0	3-4	27	1	1	.966
Brady Neal	.400	12-12	45	9	18	5	1	1	14	28	.622	8	1	8	0	.491	1	0	1-2	30	4	1	.971
John Lemm	.313	12-12	48	8	15	3	0	3	8	27	.563	3	1	15	0	.365	0	0	0-0	98	4	0	1.000
Brennan Holt	.273	12-12	33	9	9	2	0	0	5	11	.333	11	4	13	0	.500	0	0	4-5	25	21	0	1.000
Luke Vaughn	.211	12-11	38	8	8	3	0	1	7	14	.368	6	1	8	0	.333	0	1	0-0	76	3	2	.975
Justin Lebron	.208	12-12	48	12	10	1	0	3	7	20	.417	2	3	10	1	.283	0	0	5-5	20	21	2	.953
Jason Torres	.200	12-12	45	5	9	1	0	1	7	13	.289	5	2	11	2	.308	0	2	0-0	4	16	2	.909
Will Plattner	.194	10-10	36	7	7	3	0	1	6	13	.361	3	2	8	1	.293	0	1	0-0	0	0	0	.000
Justin Osterhouse	.167	11-10	36	5	6	2	0	1	3	11	.306	5	2	9	1	.302	0	0	2-3	17	3	1	.952

Eric Hines	.333	1-1	3	0	1	0	0	0	0	1	.333	0	1	0	0	.500	0	0	0-0	0	0	0	.000
Peyton Steele	.000	3-3	11	0	0	0	0	0	0	0	.000	0	0	2	1	.000	0	0	0-0	4	0	0	1.000
Andrew Purdy	.000	2-1	3	0	0	0	0	0	0	0	.000	0	0	3	0	.000	0	0	0-0	5	1	0	1.000
JoJo Williamson	.000	2-0	1	0	0	0	0	0	0	0	.000	0	1	1	0	.500	0	0	0-0	1	0	0	1.000
Chase Kroberger	.000	1-0	0	0	0	0	0	0	0	0	.000	0	0	0	0	.000	0	0	0-0	0	0	0	.000
Totals	.264	12	398	75	105	24	1	14	68	173	.435	51	18	104	6	.372	1	4	15-19	309	88	13	.968
Opponents	.208	12	365	49	76	13	1	10	44	121	.332	49	15	107	4	.323	4	8	14-17	305	97	11	.973

LOB - Team (93), Opp (83). DPs turned - Team (5), Opp (7). CI - Team (0), Opp (1). IBB - Team (0), Opp (1). Picked off - Lebron 1.

(Conference games only Sorted by Earned run avg)

Player	era	w-l	app	gs	cg	sho	sv	ip	h	r	er	bb	so	2b	3b	hr	b/avg	wp	hp	bk	sfa	sha

Austin Morris	0.00	0-0	1	0	0	0/0	0	2.0	0	0	0	1	4	0	0	0	.000	0	0	0	0	0
Luke Smyers	0.00	0-0	2	0	0	0/0	0	1.0	1	1	0	2	0	0	0	0	.333	0	0	0	0	0
Hagan Banks	1.00	1-0	6	0	0	0/0	2	9.0	4	1	1	1	7	4	0	0	.129	0	0	0	1	0
Ashton Crowther	2.53	1-0	4	0	0	0/0	0	10.2	7	3	3	3	10	0	0	1	.200	0	1	0	1	0
Matthew Heiberger	2.89	1-0	7	0	0	0/0	1	9.1	6	5	3	7	9	1	0	1	.194	0	4	0	0	2
Tyler Fay	3.67	3-1	4	4	1	1/0	0	27.0	15	12	11	7	33	2	0	5	.161	0	2	0	0	2
Sam Mitchell	4.26	0-0	3	0	0	0/0	0	6.1	7	3	3	0	6	0	1	1	.269	1	3	0	0	0
Zane Adams	4.64	1-2	4	4	0	0/0	0	21.1	21	12	11	8	25	4	0	1	.256	2	1	0	1	1
Bobby Alcock	6.00	0-0	3	0	0	0/0	0	3.0	5	2	2	1	2	1	0	0	.385	0	0	0	1	0
Myles Upchurch	6.35	1-1	4	4	0	0/0	0	11.1	8	8	8	18	9	1	0	1	.211	2	4	0	0	2
Evan Steckmesser	9.00	0-0	1	0	0	0/0	0	2.0	2	2	2	1	2	0	0	0	.286	0	0	0	0	1
Totals	3.84	8-4	12	12	1	1/0	3	103.0	76	49	44	49	107	13	1	10	.208	5	15	0	4	8
Opponents	6.20	4-8	12	12	0	0/0	4	101.2	105	75	70	51	104	24	1	14	.264	13	18	0	1	4

PB - Team (2), Lemm 2, Opp (2). Pickoffs - Team (2), Adams 1, Crowther 1. SBA/ATT - Lemm (13-14), Banks (3-3), Fay (2-3), Neal (1-3), Smyers (1-2), Heiberger (2-2), Upchurch (2-2), Crowther (1-2), Adams (2-2), Steckmesser (1-1).

2026 SEC STATS [DEFENSE]




2026 Crimson Tide Baseball
Conference statistics for Alabama (as of Apr 04, 2026)
(Conference games only Sorted by Fielding pct)

Player	c	po	a	e	fld%	dp	sba	csb	sba%	pb	ci
John Lemm	102	98	4	0	1.000	0	13	1	.929	2	0
Brennan Holt	46	25	21	0	1.000	3	0	0	---	0	0
Andrew Purdy	6	5	1	0	1.000	0	0	0	---	0	0
Peyton Steele	4	4	0	0	1.000	0	0	0	---	0	0
Myles Upchurch	4	1	3	0	1.000	0	2	0	1.000	0	0
Matthew Heiberger	3	0	3	0	1.000	1	2	0	1.000	0	0
JoJo Williamson	1	1	0	0	1.000	0	0	0	---	0	0
Luke Vaughn	81	76	3	2	.975	5	0	0	---	0	0
Brady Neal	35	30	4	1	.971	0	1	2	.333	0	0
Bryce Fowler	29	27	1	1	.966	0	0	0	---	0	0
Justin Lebron	43	20	21	2	.953	3	0	0	---	0	0
Justin Osterhouse	21	17	3	1	.952	0	0	0	---	0	0
Jason Torres	22	4	16	2	.909	1	0	0	---	0	0
Tyler Fay	7	1	5	1	.857	0	2	1	.667	0	0
Zane Adams	3	0	2	1	.667	0	2	0	1.000	0	0
Ashton Crowther	2	0	1	1	.500	0	1	1	.500	0	0
Evan Steckmesser	1	0	0	1	.000	0	1	0	1.000	0	0
Sam Mitchell	0	0	0	0	.000	0	0	0	---	0	0
Austin Morris	0	0	0	0	.000	0	0	0	---	0	0
Bobby Alcock	0	0	0	0	.000	0	0	0	---	0	0
Luke Smyers	0	0	0	0	.000	0	1	1	.500	0	0
Will Plattner	0	0	0	0	.000	0	0	0	---	0	0
Chase Kroberger	0	0	0	0	.000	0	0	0	---	0	0
Eric Hines	0	0	0	0	.000	0	0	0	---	0	0
Hagan Banks	0	0	0	0	.000	0	3	0	1.000	0	0
Totals	410	309	88	13	.968	5	14	3	.824	2	0
Opponents	413	305	97	11	.973	7	15	4	.789	2	1

Hitting minimums - 1 Games 50% of Games 1.0 AB/Game
 Pitching minimums - 5 Games 20 IP 0.7 IP/Game




1
JUSTIN LEBRON
INF R-R • 6-2 • 190 • Jr.
Miramar, Fla.
Archbishop Edward McCarthy



3
WILL PLATTNER
C R-R • 6-1 • 215 • R-Jr.
Springfield, Ill.
Ole Miss/Glenwood




4
BRENNAN HOLT
INF/OF L-R • 5-9 • 165 • Gr.
Baton Rouge, La.
South Alabama/Oklahoma/LSU/Parkview Baptist




5
SAM CHRISTIANSEN
INF/OF L-L • 6-1 • 212 • R-Jr.
Meza, Ariz.
Oklahoma/South Mountain CC/Mountain View




6
EVAN TAYLOR
UT/RHP R-R • 6-0 • 195 • Fr.
Birmingham, Ala.
Oak Mountain




7
MATTHEW HEIBERGER
LHP L-L • 6-3 • 215 • Jr.
Birmingham, Ala.
Oak Mountain



8
TYLER FAY
RHP R-R • 6-5 • 215 • R-So.
Doniphan, Neb.
Grand Island Senior



9
BRYCE FOWLER
OF L-L • 6-2 • 200 • R-Sr.
Madison, Miss.
Pearl River C.C./So. Miss/Germantown




10
BRADY NEAL
C L-R • 5-10 • 200 • Sr.
Tallahassee, Fla.
LSU/IMG Academy




11
MYLES UPCHURCH
RHP R-R • 6-4 • 230 • Fr.
Odenton, Md.
St. Albans




12
JT BLACKWOOD
RHP R-R • 6-2 • 205 • Sr.
Cullman, Ala.
Wallace State C.C./Hartselle



13
LUKE VAUGHN
C R-R • 6-2 • 200 • R-So.
Cincinnati, Ohio
Elder



15
PEYTON STEELE
OF R-R • 6-1 • 200 • So.
Hartselle, Ala.
Hartselle



15
COLEMAN MIZELL
OF L-L • 6-3 • 230 • Jr.
Hartselle, Ala.
Hartselle



16
BOBBY ALCOCK
RHP R-R • 6-5 • 245 • R-Sr.
Lynn, Mass.
Garner-Webb/The Winchendon Sch.



17
LOGEN DEVENPORT
OF R-R • 6-0 • 210 • Sr.
Franklin, Ind.
Northern Kentucky/Franklin Comm.



18
JUSTIN OSTERHOUSE
INF L-R • 6-1 • 205 • Jr.
Grand Rapids, Mich.
Purdue-Fort Wayne/Forrest Hills Cent.



19
CALEB BARNETT
INF/RHP R-R • 6-6 • 220 • Fr.
Mountain Brook, Ala.
Mountain Brook



20
ZANE ADAMS
LHP L-L • 6-4 • 195 • Jr.
Porter, Texas
Porter



21
ANDREW PURDY
INF L-R • 6-2 • 210 • Fr.
Cartersville, Ga.
Cartersville



22
WILL RHINE
INF S-R • 6-3 • 205 • Fr.
Bel Air, Md.
John Carroll




23
CHASE KROBERGER
OF R-R • 6-0 • 190 • Fr.
Moorestown, N.J.
Moorestown



24
TATE ROBERTSON
LHP L-L • 6-0 • 175 • R-Sr.
Tuscaloosa, Ala.
Shelton State C.C./Northridge



26
ZACH JOHNSON
C R-R • 6-1 • 205 • Fr.
Madison, Ala.
Bob Jones



27
LUKE SMYERS
LHP L-L • 6-3 • 215 • Fr.
Henrico, Va.
Godwin




28
SAM MITCHELL
RHP R-R • 6-7 • 220 • R-So.
Madison, Ala.
Bob Jones



29
JOJO WILLIAMSON
INF L-R • 5-8 • 170 • So.
Hartselle, Ala.
Hartselle




30
ANTHONY PESCI
RHP L-R • 6-4 • 210 • So.
Commerce Township, Mich.
Orchard Lake St. Mary's Prep




31
JON YOUNG JR.
INF L-R • 6-1 • 190 • So.
Cherry Hill, N.J.
Cherry Hill West



32
JASON TORRES
INF R-R • 6-1 • 215 • Sr.
Hiialeah, Fla.
Miami/Miami Springs




33
JOHN LEMM
C L-R • 6-3 • 230 • Sr.
Brisbane, Queensland, Australia.
Southern Illinois/South Suburban CC



35
OWEN SARNA
RHP R-R • 6-1 • 195 • Jr.
Rock Hill, S.C.
Winthrop/Northwestern




36
HAGAN BANKS
OF R-R • 6-4 • 210 • R-Sr.
Plansville, Ga
Calhoun



37
KADEN HUMPHREY
RHP R-R • 6-1 • 190 • Sr.
Naples, Fla.
North Florida/Stetson/Barron Collier




38
ZACH KITTRELL
RHP R-R • 6-0 • 175 • Sr.
Mobile, Ala.
Pensacola State College/Bayside Acad




39
ROSS LINDSEY
LHP L-L • 6-1 • 210 • Fr.
Natchitoches, La.
Natchitoches




42
ERIC HINES
OF R-R • 6-3 • 230 • Fr.
Tuscaloosa, Ala.
American Christian Academy




43
JACK KETCHUM
RHP R-R • 6-3 • 210 • So.
West Point, Miss.
Heritage Academy




44
EVAN STECKMESSER
LHP L-L • 6-1 • 185 • Gr.
Huntsville, Ala.
Samford/Snead State/Grissom




45
JOE CHIARODO
RHP R-R • 5-11 • 200 • Fr.
Edwardsville, Ill.
Edwardsville



48
ASHTON CROWTHER
LHP L-L • 6-3 • 215 • R-Jr.
Trinity, Fla.
South Carolina/Miami/JW Mitchell



50
CONNOR LEHMAN
LHP L-L • 6-2 • 215 • So.
Indian Mound, Tenn.
Stewart County




99
AUSTIN MORRIS
RHP R-R • 6-4 • 215 • R-Jr.
Warrior, Ala.
Mortimer Jordan



2
ROB VAUGHN
3rd Year Head Coach
Kansas State, 2009



34
JASON JACKSON
9th Year Associate Head Coach
Florida State, 2000



25
MIKE MORRISON
3rd Year Assistant Coach
Coastal Carolina, 2016



0
ANTHONY PAPIO
3rd Year Assistant Coach
Maryland, 2015



40
GARRETT WOOD
3rd Year Director of PD & Recruiting
Ole Miss, 2022