



2026 AUBURN BASEBALL

AUBURN ATHLETICS COMMUNICATIONS: 392 SOUTH DONAHUE DRIVE || AUBURN, AL 36849 || AUBURNTIGERS.COM || @AUBURN_BASEBALL

2026 SCHEDULE

Day	Date	Opponent	Time/Result
FRI	FEB. 13	YOUNGSTOWN STATE	W, 2-1
SAT	FEB. 14	YOUNGSTOWN STATE	W, 2-1 (10)
SAT	FEB. 14	YOUNGSTOWN STATE	W, 17-2 (7)
TUE	FEB. 17	CINCINNATI	L, 0-8
Fri	Feb. 20	vs. Kansas State^	W, 5-1
Sat	Feb. 21	vs. #9 Florida State^	W, 8-5
Sun	Feb. 22	vs. #15 Louisville^	W, 10-6
WED	FEB. 25	WEST GEORGIA	W, 4-3
FRI	FEB. 27	NEBRASKA	L, 8-9 (10)
SAT	FEB. 28	NEBRASKA	W, 15-4 (7)
SUN	MAR. 1	NEBRASKA	W, 12-3
TUE	MAR. 3	SAMFORD	W, 6-2
FRI	MAR. 6	WINTHROP	W, 10-0 (7)
SAT	MAR. 7	WINTHROP	W, 6-0
SAT	MAR. 7	WINTHROP	W, 8-1
TUE	MAR. 10	UAB	W, 17-2 (7)
Fri	Mar. 13	at Missouri*	W, 2-0
Sat	Mar. 14	at Missouri*	W, 4-3 (10)
Sun	Mar. 15	at Missouri*	W, 9-2
TUE	MAR. 17	#3 GEORGIA TECH	W, 9-2
FRI	MAR. 20	#2 TEXAS*	W, 4-3
SAT	MAR. 21	#2 TEXAS*	L, 6-7
SUN	MAR. 22	#2 TEXAS*	L, 0-5
Tue	Mar. 24	vs. South Alabama	W, 10-0 (8)
Fri	Mar. 27	at #22 Alabama*	L, 1-11 (8)
Sat	Mar. 28	at #22 Alabama*	L, 2-3
Sun	Mar. 29	at #22 Alabama*	L, 1-3
Tue	Mar. 31	at #3 Georgia Tech	L, 3-13 (8)
THU	APR. 2	#15 ARKANSAS*	W, 10-2
FRI	APR. 3	#15 ARKANSAS*	L, 2-3
SAT	APR. 4	#15 ARKANSAS*	W, 8-3
TUE	APR. 7	#21 JAX STATE	L, 4-15 (8)
FRI	APR. 10	KENTUCKY*	W, 12-5
SAT	APR. 11	KENTUCKY*	L, 4-5
SUN	APR. 12	KENTUCKY*	W, 11-0 (7)
TUE	APR. 14	ALABAMA STATE	W, 13-0 (7)
Thu	Apr. 16	at #7 Florida*	L, 3-6
Fri	Apr. 17	at #7 Florida*	W, 5-3
Sat	Apr. 18	at #7 Florida*	W, 8-5
Tue	Apr. 21	at Samford	W, 14-2 (7)
FRI	APR. 24	#9 OKLAHOMA*	W, 6-4
SAT	APR. 25	#9 OKLAHOMA*	L, 1-2
SUN	APR. 26	#9 OKLAHOMA*	W, 14-4 (8)
Sat	May 2	at #7 Texas A&M*	W, 18-5 (7)
Sat	May 2	at #7 Texas A&M*	W, 5-4
Sun	May 3	at #7 Texas A&M*	L, 3-4
Tue	May 5	at UAB	W, 10-2
Thu	May 7	at #10 Mississippi State*	L, 3-10
Fri	May 8	at #10 Mississippi State*	W, 5-4
Sat	May 9	at #10 Mississippi State*	W, 13-2 (7)
Tue	May 12	at #24 Jax State	L, 1-4
THU	MAY 14	#5 GEORGIA*	L, 1-2
FRI	MAY 15	#5 GEORGIA*	L, 7-9
SAT	MAY 16	#5 GEORGIA*	W, 14-4 (8)

SEC TOURNAMENT

Wed	May 20	vs. (14) LSU%	W, 3-1
Fri	May 22	vs. (3) Texas A&M%	W, 7-0
Sat	May 23	vs. (7) Arkansas%	4 p.m.

Home games in **BOLD CAPS**

All home games at Plainsman Park | All times central

^ Amegy Bank College Baseball Series | * SEC game

% SEC Tournament



GAME 57

HOOVER, ALA. (Hoover Metropolitan Stadium)



#6 AUBURN TIGERS (38-18, 17-13 SEC)

Head Coach: Butch Thompson (Birmingham-Southern, 1992)

Career Record: 401-272-1 (12th season) | Record at Auburn: 362-251-1 (11th season)

VS.



#10 ARKANSAS RAZORBACKS (38-19, 17-13 SEC)

Head Coach: Dave Van Horn (Arkansas, 1988)

Career Record: 1,342-659 (33rd season) | Record at Arkansas: 971-491 (24th season)

>> QUICK HITTERS

- This week's trip to Hoover marks Auburn's 32nd appearance in the SEC Tournament, including its eighth under head coach Butch Thompson.
- Today's game marks Auburn's first semifinal appearance since 2003.
- Auburn is one of three programs to finish four of the last five seasons in the top six in the league, joined by Arkansas and Georgia on the short list.
- Auburn is the only team in the SEC that finished in the top half of the league and played the rest of the teams that finished in the top half this season.
- The team is also one of four in the league that has won 17 or more SEC games in the last two seasons, joined by Arkansas, Georgia and Texas on the list.
- It marks the first time the Tigers have won 17 SEC games in back-to-back seasons since 1999-2000.
- The four teams above are the only in the league to win at least seven series this season.
- Of Auburn's seven series wins, five were against top-15 teams, including three against top-10 teams on the road: No. 7 Florida, No. 7 Texas A&M, No. 10 Mississippi State.
- The Tigers' 17 wins away from home (10-8 away, 7-0 neutral) are tied for the most in the league.
- Auburn won the regular season series against Arkansas, winning game one and three.

PITCHING MATCHUP

AUBURN

ARKANSAS

SAT | R-SO RHP Alex Petrovic

(9-2, 3.38) vs. R-JR RHP Cooper Dossett

(0-0, 7.90)

GAME INFO

Date: Friday, May 23, 2026

Game Time: 4 p.m. CT

Site: Hoover, Ala. / Hoover Met (10,800)

TV: SEC Network

Talent: Karl Ravech, Kyle Peterson, Kris Budden

Radio: Wings 94.3 | AuburnTigers.com

Talent: Andy Burcham, Brad Law

Live Stats: StatBroadcast.com

Twitter Updates: @AuburnBaseball

Postgame Recap: AuburnTigers.com

Series History: Auburn trails, 52-57

Auburn: Auburn leads, 28-23

Fayetteville: Auburn trails, 19-29

Neutral: Series tied, 5-5

Last Meeting: Auburn 8, Arkansas 3 (4/4/26)

Streak: W1

AUBURN

38-18, 17-13 SEC

Team Leaders

Batting Average: R-FR IF **Brandon McCraine** (.349)

Runs: FR UTL **Ethin Bingaman** (51)

2B: SO C/IF **Chase Fralick** (16)

HR: SO OF **Bub Terrell** (15)

RBI: JR IF **Eric Guevara** (49)

Stolen Bases: JR OF **Bristol Carter** (29-30)

ARKANSAS

38-19, 17-13 SEC

Team Leaders

Batting Average: R-JR OF **Damian Ruiz** (.318)

Runs: JR IF **Camden Kozeal** (56)

2B: JR IF **Camden Kozeal** (17)

HR: JR IF **Camden Kozeal** (20)

RBI: JR IF **Camden Kozeal** (69)

Stolen Bases: R-JR OF **Damian Ruiz** (16-17)

POTENTIAL STARTING LINEUP

Pos.	#	Player	AVG	AB	R	H	2B	3B	HR	RBI	SB-SBA	BB
C	44	Chase Fralick	.316	209	44	66	16	1	14	45	1-1	28
1B	18	Ethin Bingaman	.324	182	51	59	7	0	11	42	4-6	26
2B	2	Chris Rembert	.347	199	33	69	13	1	4	43	11-16	17
3B	8	Eric Guevara	.341	214	46	73	12	0	12	49	3-3	16
SS	11	Brandon McCraine	.349	186	35	65	10	1	1	28	16-19	25
LF	19	Bub Terrell	.304	207	40	63	12	0	15	42	3-5	24
CF	5	Bristol Carter	.297	145	48	43	7	0	2	25	29-30	29
RF	17	Mason McCraine	.310	143	37	45	9	1	6	35	5-8	25
DH	25	Taylor Belza	.143	14	3	2	0	0	1	1	0-0	2

AUBURN'S RECORD WHEN...

	2026	Under Thompson
Overall	38-18	362-251-1
SEC	17-13	138-161
Non-Conference	19-5	197-68-1
Postseason	2-0	27-24
Home	21-10	236-114-1
Away	10-8	80-109
Neutral	7-0	40-24
Current streak	W3	--
Last 5 games	3-2	--
Last 10 games	6-4	--
Situational:		
AU scores first	25-8	228-93
Opp. scores first	12-11	130-159-1
AU scores 4+ runs	34-5	332-117-1
AU scores 3 runs or less	4-13	30-134
AU leads after 7 innings (including run-rules)	32-2	301-22
8 innings (including run-rules)	23-0	304-15
AU trails after 7 innings (including run-rules)	2-13	27-187
8 innings (including run-rules)	2-14	11-194
Game tied after 7 innings	3-2	28-35-1
8 innings	4-2	15-25-1
Extra Innings	2-1	16-26
1-run games	7-8	76-72
2-run games	4-2	16-28
3-run games	2-2	33-31
Games decided by 5+ runs	22-6	167-81
vs. LH Starter	12-7	112-82
vs. RH Starter	26-11	250-169-1
More hits than opponent	35-1	273-42
Fewer hits than opponent	2-15	57-193
Hits are tied	1-2	29-17-1
AU has 10+ hits	27-2	229-81-1
Opp. has 10+ hits	3-10	83-159-1
Hit a home run	30-5	263-115-1
Opp. hits a home run	16-13	174-172-1
AU quality start	17-2	100-26
Opp. quality start	5-5	35-83
AU commits no errors	21-6	181-71
Opp. commits no error	8-9	107-125
By Day:		
Sunday	4-3	57-44-1
Monday	0-0	3-2
Tuesday	7-4	78-28
Wednesday	2-0	24-8
Thursday	1-3	12-27
Friday	10-4	94-58
Saturday	14-4	90-81
Day Games (first pitch before 6 p.m.)	17-3	184-124-1
Night Games (first pitch after 6 p.m.)	21-15	177-127
Doubleheaders	8-0	43-25
By Month:		
February	8-2	74-19-1
March	12-6	119-70
April	10-5	84-82
May	8-5	66-63
June	0-0	17-14
By Jersey:		
White	4-4	68-39
Blue	13-3	92-56
Orange	11-4	82-51
Gray	5-4	43-58
Pinstripes	4-2	51-31-1
Cream	1-0	19-15
Sky Blues	0-1	0-1

UNIVERSITY INFORMATION

Location	Auburn, Ala.
Enrollment	31,526
Founded	October 1, 1856
Nickname	Tigers
Colors	Burnt Orange and Navy Blue
President	Dr. Christopher B. Roberts
Athletics Director	John Cohen
Conference	Southeastern (SEC)
Stadium / Capacity	Samford Stadium-Hitchcock Field at Plainsman Park / 7,189
Ticket Office Phone	855-282-2010

BASEBALL COACHING / SUPPORT STAFF

Head Coach	Butch Thompson (Birmingham-Southern, 1992)
Record at Auburn / Seasons	362-251-1 (.590) / 11th
Career Coaching Record / Seasons	401-272-1 (.596) / 12th
Assistant Coach	Karl Nonemaker (Vanderbilt, 2002)
Assistant Coach	Gabe Gross (Auburn, 2012)
Pitching Coach	Everett Teaford (Georgia Southern)
Dir. of Player Development	Scott Foxhall (College of Charleston, 1994)
Director of Operations	Greg Drye (Southern Miss, 1998)
Special Asst to the Head Coach	Sara Elizabeth Jackson (Auburn, 2020)
Athletic Trainer	Anthony Sandersen (South Dakota State, 2004)
Strength & Conditioning	Chris Joyner (Minnesota State - Mankato, 2001)

PROGRAM HISTORY

Modern Era Program Record (since 1949)	2,189-1,487-5 (.595)
College World Series Appearances / Last	6 / 2022
College World Series Record	4-12 (.250)
NCAA Regional Appearances / Last	25 / 2025
NCAA Regional Record	54-35 (.607)
NCAA Super Regional Appearances / Last	5 / 2025
NCAA Super Regional Record	5-8 (.385)
Last Postseason Opponent	Coastal Carolina / 2025 Super Regional
Result	Lost, 1-4

POSTSEASON HISTORY

College World Series Appearances: 6 (1967, 1976, 1994, 1997, 2019, 2022)

Super Regional Appearances: 5 (1999, 2018, 2019, 2022, 2025)

NCAA Regional Appearances: 25 (1963, 1967, 1976, 1978, 1987, 1989, 1993-95, 1997-2003, 2005, 2010, 2015, 2017-19, 2022-23, 2025)

NCAA Regional Titles: 9 (1967, 1976, 1994, 1997, 1999, 2018-19, 2022, 2025)

MEDIA RELATIONS

Baseball Contact: George Nunnelley, Assoc. Director - Athletics Comm.
Cell: 502-609-9982
Email: gnunnelley@auburn.edu
Twitter: @gnunnelley
Senior Associate AD: Kirk Sampson

2026 AUBURN BASEBALL ROSTER

No.	Name	Pos.	Cl.	B/T	Ht.	Wt.	Exp.	Hometown (Previous School)
1	Ryne Farber	IF	Jr.	S/R	5-11	185	TR	San Antonio, Texas (Texas State)
2	Chris Rembert	IF/OF	So.	R/R	6-0	209	1L	Pensacola, Fla. (Pensacola Catholic)
3	Chase Fralick	C/IF	So.	L/R	6-2	227	1L	Peachtree City, Ga. (McIntosh)
4	Jake Marciano	LHP	So.	L/L	6-2	168	TR	Bayville, N.J. (Virginia Tech)
5	Bristol Carter	OF	Jr.	R/R	5-11	194	1L	Oak Ridge, N.C. (ECU)
6	Drew Whalen	RHP	Jr.	R/R	6-1	210	TR	Nashville, Tenn. (Western Kentucky)
7	Todd Clay	IF	Sr.	R/R	6-2	225	TR	Auburn, Ala. (UAB)
8	Eric Guevara	IF	Jr.	R/R	5-11	207	2L	Panama City, Panama (Georgia Premier)
9	Jett Johnston	RHP	Jr.	R/R	6-0	200	1L	Knoxville, Tenn. (Texas A&M)
10	Lucas Steele	C/OF	Sr.	S/R	6-0	205	1L	Hoover, Ala. (Samford)
11	Brandon McCraine	IF/OF	R-Fr.	R/R	6-3	184	RS	Salem, Ala. (Smiths Station)
12	Garrett Brewer	LHP	Jr.	L/L	6-3	174	TR	Eau Claire, Mich. (Michigan State)
13	Ethan Harden	LHP	R-Jr.	R/L	6-0	198	TR	Franklin, Tenn. (Belmont)
14	Cade Belyeu	OF	Jr.	L/R	6-3	215	2L	Auburn, Ala. (Auburn)
16	Clayton Armah	RHP/UTL	Fr.	R/R	6-4	193	HS	Great Falls, Va. (St. John's College)
17	Mason McCraine	OF/LHP	Fr.	L/L	6-6	206	HS	Salem, Ala. (Glenwood HS)
18	Ethin Bingaman	RHP/UTL	Fr.	R/R	5-11	201	HS	Redlands, Calif. (Corona HS)
19	Bub Terrell	OF/IF	So.	L/L	6-3	237	1L	Alabaster, Ala. (Thompson)
20	Marcel Kulik	RHP	So.	R/R	6-0	186	TR	Eastchester, N.Y. (Virginia Tech)
21	Andreas Alvarez	RHP	So.	R/R	5-11	199	1L	Seminole, Fla. (Northside Christian)
22	Connor Gatwood	RHP	R-Fr.	R/R	6-5	212	RS	Mobile, Ala. (Baker)
23	Eddie Madrigal	IF/OF	R-Jr.	L/R	6-2	203	TR	Elk Grove, Calif. (St. Mary's)
24	Justice de Jong	RHP	Fr.	R/R	6-3	220	HS	New York, N.Y. (Poly Prep Country Day)
25	Taylor Belza	C/OF	Fr.	L/R	6-1	191	HS	Grafton, Ohio (P27 Academy)
26	Caiden Combs	IF	Fr.	R/R	6-4	260	HS	Gardendale, Ala. (Gardendale HS)
27	Christian Chatterton	RHP	So.	R/R	6-0	202	1L	Killen, Ala. (Brooks)
28	Ryan Hetzler	RHP	Jr.	R/R	5-11	185	1L	Corona, Calif. (Cal Baptist)
32	Griffin Graves	LHP	Jr.	L/L	5-10	175	2L	Jackson, Tenn. (Trinity Christian)
33	Mason Koch	RHP	Sr.	R/R	6-1	201	1L	Omaha, Neb. (Creighton)
34	Logan Gregorio	C/OF	Sr.	L/R	6-1	203	TR	Yorkville, Ill. (Northern Illinois)
36	Jackson Sanders	LHP	So.	L/L	6-3	210	1L	Opelika, Ala. (Valley)
37	Trevor Booton	RHP	R-So.	R/R	6-5	213	1L	LaGrange, Ga. (LaGrange)
40	Wade Shelley	OF	Fr.	R/R	5-11	201	HS	Webb, Ala. (Headland HS)
41	LJ Cormier	RHP	Fr.	R/R	6-1	173	HS	Tuscaloosa, Ala. (Sipsey HS)
42	Abe Chancellor	LHP	R-Sr.	L/L	6-3	174	1L	Dothan, Ala. (Lurleen B. Wallace)
43	Alex Petrovic	RHP	R-So.	R/R	6-5	235	RS	Cypress, Texas (Concordia Lutheran)
44	Ty Thompson	IF	Fr.	R/R	6-0	161	HS	Columbia, Mo. (TNXL Academy)
46	Saxon Roberts	RHP	R-Fr.	R/R	6-5	214	RS	Franklin, Tenn. (Independence)
52	Tanner Waldrop	C/IF	R-Fr.	L/R	6-1	215	RS	Auburn, Ala. (Auburn)

COACHES & STAFF

30	Butch Thompson	Head Coach
35	Karl Nonemaker	Associate Head Coach
39	Gabe Teas	Associate Head Coach
15	Everett Teaford	Pitching Coach
	Scott Foxhall	Director of Player Development
	Greg Drye	Director of Operations
	Sara Elizabeth Jackson	Special Assistant to the Head Coach
	Chris Joyner	Strength & Conditioning
	Anthony Sandersen	Athletic Trainer
	Sonny DiChiara	Student Assistant

PRONUNCIATION GUIDE

Clayton ARMAH.....	ARE-muh
Cade BELYEU	Bah-LOO
Ethin BINGAMAN	BING-ah-men
Trevor BOOTON	BOOT-en
LJ CORMIER	Core-me-AYE
Chase FRALICK.....	FRAY-lick
Eric GUEVARA.....	Guh-VAR-ah
Justice de JONG	de YONG
Mason KOCH.....	Cook
Marcel KULIK	KEW-lick
Jake MARCIANO.....	Mar-CEE-ahh-no
Alex PETROVIC	Petro-VICK
Bub TERRELL	Tah-RELL
Drew WHALEN	WAY-len

30 BUTCH THOMPSON HEAD COACH

THE AUBURN SKIPPER

- Nine College World Series appearances / 20 postseason appearances
- 2025 ABCA Southeast Region Coach of the Year (Auburn)
- 2014 Baseball America/ABCA National Assistant Coach of the Year
- 2013 National Runner-up (Mississippi State)
- 2006 FCA Coach of the Year
- 2001 National Champion (Birmingham-Southern)
- Coached 25 pitchers who went on to pitch in the Major Leagues
- Recruited and coached 47 pitchers who were drafted out of college that weren't drafted out of high school

Butch Thompson enters his 11th season at the helm of the program in 2025, posting a record of 324-233-1 in his first 10 seasons. He has led the program to two College World Series appearances and four regional championships.

Butch Thompson was named Auburn's head baseball coach on October 22, 2015 and enters his 11th season at the helm of the program in 2026.

Recently hitting his 10-year mark with the program, Thompson is not only the third longest-tenured coach in program history, but also the third winningest with 324 wins.

After guiding the Tigers to a record-setting season in 2025 that saw multiple single-game and series attendance records as well as the fourth straight single-season attendance record and culminated with the first home Super Regional in program history, Thompson signed a contract extension that will keep him with the program through at least 2031.

A native of Amory, Miss., Thompson has coached 34 Division I All-Americans and 54 all-conference performers. He has seen 25 of his former pitchers called up to Major League Baseball, including 19 since 2014. Thompson has also turned 47 pitchers who went undrafted out of high school into MLB draft picks.

Along with his pitching pedigree, Thompson is also considered one of the top recruiters in the country. Since 2003, he has secured 18 recruiting classes that were ranked in the top 10 by either Baseball America or Perfect Game, including three straight top-10 classes from 2024-26 and four classes ranked in the top five on National Signing Day.

In 33 years of coaching at the collegiate level, including 24 in the Southeastern Conference, Thompson has coached nine College World Series participants, including leading the Tigers to the program's first trip to the College World Series in 22 years in 2019 and taking the team back for the second time in three postseasons in 2022. Thompson has also coached one national champion and a national runner-up, won nine conference championships and made 20 postseason appearances.

Following the previously mentioned 2025 season, Thompson was named the American Baseball Coaches Association Southeast Region Coach of the Year, joining Hal Baird (1994) as the only other coach in program history to earn the distinction. He has also been named the 2006 Fellowship of Christian Athletes SEC Coach of the Year while at Auburn and the 2014 Baseball America and ABCA National Assistant Coach of the Year while at Mississippi State.

Highlighting Thompson's 10 seasons at Auburn, he has led the Tigers to six NCAA Tournament appearances in the last eight postseasons, including the pair of College World Series appearances, and has taken the program to four of the five Super Regionals in program history (2018, 2019, 2022, 2025). His four regional championships are the most by a head coach in program history. Along with all of the postseason success, Thompson's teams have finished seven of the last nine seasons ranked in the top 25, including top-10 marks on four occasions.

After going 12-3 in league play at Plainsman Park in 2025 and finishing the regular season as one of four SEC teams to win seven or more conference series, the Tigers matched a program record by earning the No. 4 national seed for the NCAA Tournament, marking the third time in the last four seasons the program had been selected as a regional host. Auburn is one of seven programs in the country, including three from the SEC, to host at least three times in the last four years.

Including the team's 17-13 SEC record a year ago, which matched the 2023 team for the most SEC wins since 2010 (20), Thompson has guided Auburn to 15 or more league wins in five of the last eight seasons, including three of the last four.

Along with all of the on-field success, Thompson also played a pivotal role in



the planning, approval and completion of the newly-renovated Plainsman Park, a \$30 million project that was completed prior to the 2025 season. In its first season in the renovated and expanded ballpark that now features three premium club options and a standing room area on top of the War Eagle Wall in left field, Auburn welcomed more than 200,000 fans through the gates, ranking top 10 in the country both total attendance (201,703) and average attendance (5,603).

Thompson, who spent three seasons as an assistant coach and recruiting coordinator at Auburn from 2006-08, returned to the Plains after seven seasons at Mississippi State as both associate head coach and pitching coach. In seven seasons at MSU, Thompson made four regionals, two super regionals, won the SEC Tournament and advanced to the College World Series, finishing as NCAA runner-up in 2013. In addition to his experience at Auburn and Mississippi State, Thompson also spent five seasons at Georgia from 2002-05, including a trip to the College World Series in 2004.

Thompson launched his coaching career as pitching coach and top assistant at Huntingdon College (Ala.) in 1993, before returning to his alma mater in Birmingham, where he helped lead the Panthers to back-to-back Southern States Conference championships and in 1995 coached BSC to its first NAIA World Series berth.

Thompson left BSC briefly to serve as head coach at Jefferson State Community College in Birmingham in 1997, where he was honored as the Regional Tournament Coach of the Year, the ABCA Alabama Junior College Coach of the Year and the Southeast Region Coach of the Year after guiding JSCC to a 39-21 mark, the AJCAA Region 22 State Championship and a third-place finish in the NJCAA Division II World Series.

He returned to Birmingham-Southern as top assistant the following season, beginning a four-year run during the most successful span in BSC baseball history, making three straight appearances in the NAIA World Series while winning the NAIA National Championship in 2001.

Thompson prepped at Amory (Miss.) High School and later starred as a pitcher at Itawamba (Miss.) Community College from 1989-90. On Oct. 25, 2014, Thompson was inducted into the ICC Athletic Hall of Fame. He was later inducted into the Mississippi Association of Community Colleges Conference (MACCC) Hall of Fame as a member of the class of 2021.

Thompson earned a bachelor's degree in history at BSC in 1992 and completed a master's degree in sports administration at UAB in 1996. He is married to the former Robin Ashe of Birmingham, Ala., and they are the parents of three daughters - Anna, Olivia and Madelyn Gail - and grandparents of Mary Gail and Hayes Grady Moreman.

SAMFORD STADIUM-HITCHCOCK FIELD AT PLAINMAN PARK

Auburn baseball's home for the past 76 seasons, an expanded and renovated Samford Stadium-Hitchcock Field at Plainsman Park shattered the single-season attendance record (201,703) in its debut season in 2025 and is back for an encore in 2026.

After undergoing a \$30+ million project, the ballpark now features premium club areas including the Broadway Club at Plainsman Park located at the top of the stadium behind home plate and the 984 Club located down the first base line to go along with the pre-existing Hall of Fame Club located at field level behind home plate, which opened prior to the 2024 season.

Broadway Club at Plainsman Park



984 Club



Hall of Fame Club



War Eagle Wall



Plainsman Patio



Along with the premium club areas, Plainsman Park now features multiple expanded general admission areas. The YETI Yard now includes three tiers of paved terrace space with the bottom tier featuring nine boxes equipped with soft seating and drink rail viewing areas, Traeger pellet grills, refrigerators and more. Additional general admission areas include the two-tiered standing room space atop the War Eagle Wall in left field and the expanded Plainsman Patio at concourse level down the first base line.

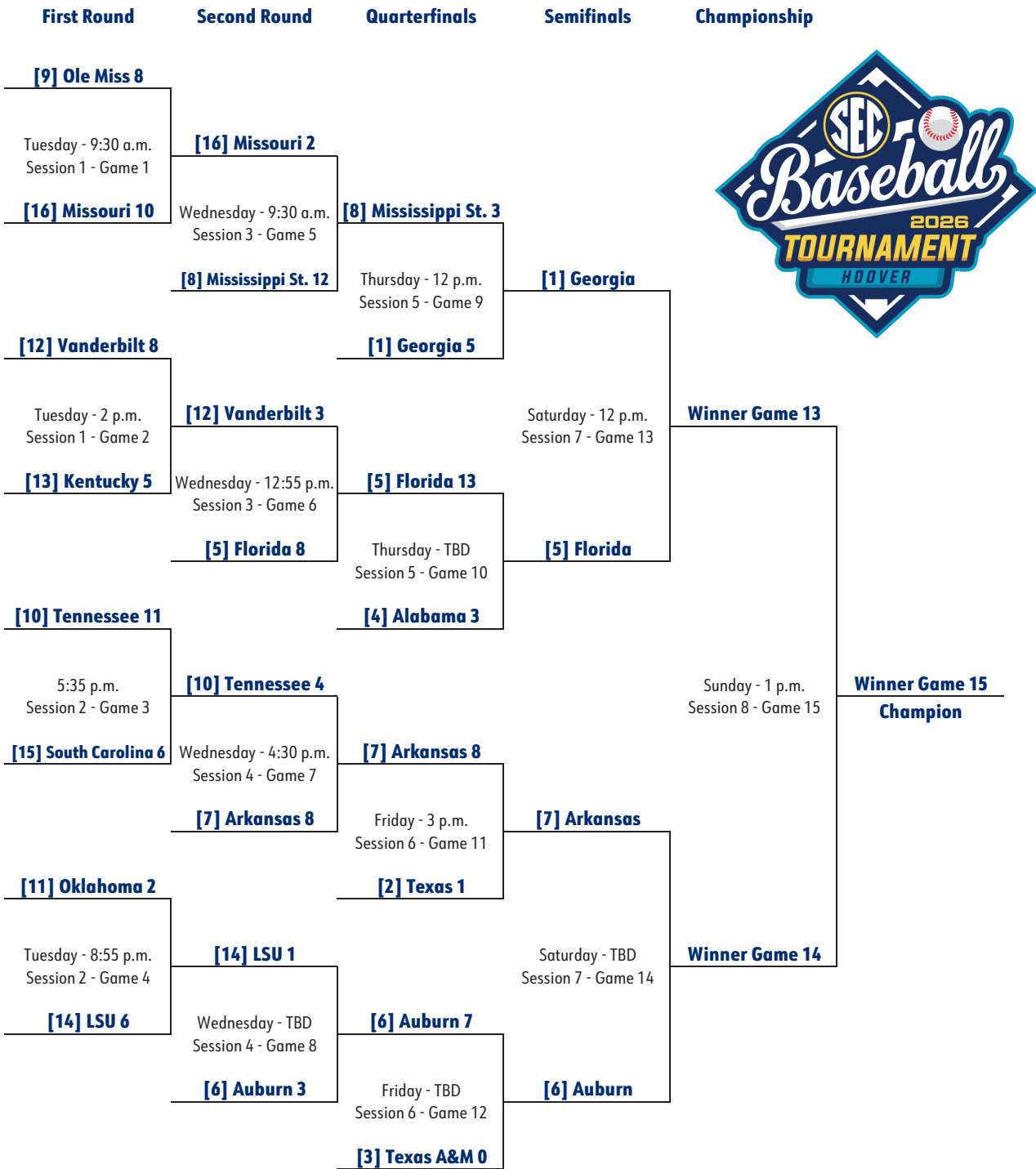
The new and improved ballpark, which continues to feature the timeless elements inspired by Camden Yards, Wrigley Field and Fenway Park that were included in the initial renovation spearheaded by former head coach Hal Baird nearly 30 years ago, has a capacity of 7,189. The design continues to combine the look of old-time ballparks with academic buildings on the Auburn campus to create a facade of brick and painted steel.

Kickstarted by the completion of the Josh Donaldson Hitting Facility prior to the 2021 season, Auburn baseball's player development areas also continue to take a step forward. Along with the hitting facility, the program has a new state-of-the-art locker room, bullpen and pitching lab, weight room and nutrition center, and coaches offices and team meeting space located on the second floor of the old Plainsman Park Rehab Center adjacent to the ballpark.

Plainsman Park, which has hosted seven NCAA Regionals (1978, 1999, 2003, 2010, 2022, 2023, 2025), including three in the last four seasons, and also had the privilege of hosting President George W. Bush on Oct. 24, 2002, has twice been named one of the best facilities in college baseball. Baseball America initially voted it the best facility in the country prior to the 2003 season, and D1 Baseball named it one of the top venues in the nation in 2016.

2026 SEC TOURNAMENT BRACKET

2026 SEC BASEBALL TOURNAMENT
 May 19-24 | Hoover Metropolitan Complex | Hoover, Ala.



All times Central
 The second game of each session will begin approximately 30 minutes after the conclusion of the first game.
 Games 1-14 will air on SEC Network; Game 15 to air on ABC. TV designations are subject to change.
 Higher seed is the designated home team.

SEC TOURNAMENT HISTORY

SEC TOURNAMENT RESULTS

Year	Opponent	Score	Result	Location
1978	Georgia	8-7 [12]	W	Gainesville, Fla.
	Mississippi State	10-7	W	Gainesville, Fla.
	Mississippi State	2-3	L	Gainesville, Fla.
	Mississippi State	8-5	W	Gainesville, Fla.
1980	Vanderbilt	3-2	W	Gainesville, Fla.
	Ole Miss	7-4	W	Gainesville, Fla.
	Vanderbilt	3-16	L	Gainesville, Fla.
	Vanderbilt	0-13	L	Gainesville, Fla.
1986	Alabama	7-8 [11]	L	Baton Rouge, La.
	Georgia	7-11	L	Baton Rouge, La.
1987	LSU	9-8	W	Athens, Ga.
	Kentucky	5-4 [10]	W	Athens, Ga.
	Mississippi State	3-4	L	Athens, Ga.
	LSU	2-4	L	Athens, Ga.
1988	Mississippi State	7-10	L	Starkville, Miss.
	Florida	3-4	L	Starkville, Miss.
1989	Mississippi State	5-3	W	Gainesville, Fla.
	Georgia	8-9	L	Gainesville, Fla.
	LSU	8-5	W	Gainesville, Fla.
	Florida	4-2 [10]	W	Gainesville, Fla.
	Georgia	2-1	W	Gainesville, Fla.
1990	Mississippi State	2-16	L	Hoover, Ala.
	Vanderbilt	3-4	L	Hoover, Ala.
1991	Florida	7-8	L	Baton Rouge, La.
	Kentucky	8-5	W	Baton Rouge, La.
	Miss. State	0-1 [7]	L	Baton Rouge, La.
1992	Florida	0-2	L	New Orleans, La.
	Mississippi State	1-4	L	New Orleans, La.
1993	Alabama	13-4	W	Baton Rouge, La.
	Arkansas	3-1	W	Baton Rouge, La.
	LSU	5-16	L	Baton Rouge, La.
	Mississippi State	10-13 [10]	L	Baton Rouge, La.
1994	Arkansas	3-1 [17]	W	Oxford, Miss.
	Mississippi State	2-1	W	Oxford, Miss.
	LSU	2-3	L	Oxford, Miss.
	Mississippi State	9-5	W	Oxford, Miss.
	LSU	4-5	L	Oxford, Miss.
1995	Mississippi State	0-1	L	Starkville, Miss.
	Ole Miss	10-3	W	Starkville, Miss.
	LSU	5-7	L	Starkville, Miss.
1997	Arkansas	7-3	W	Columbus, Ga.
	LSU	2-5	L	Columbus, Ga.
	Mississippi State	5-4	W	Columbus, Ga.
	Florida	5-17	L	Columbus, Ga.
1998	Alabama	11-8	W	Hoover, Ala.
	Florida	6-4	W	Hoover, Ala.
	Alabama	3-4	L	Hoover, Ala.
	Alabama	9-1	W	Hoover, Ala.
	Arkansas	7-5	W	Hoover, Ala.
1999	LSU	6-2	W	Hoover, Ala.
	Arkansas	3-2	W	Hoover, Ala.
	Arkansas	5-9	L	Hoover, Ala.
	Arkansas	6-9	L	Hoover, Ala.
2000	Florida	2-7	L	Hoover, Ala.
	South Carolina	4-11	L	Hoover, Ala.
2001	Georgia	4-8	L	Hoover, Ala.
	South Carolina	4-5	L	Hoover, Ala.
2002	LSU	1-2	L	Hoover, Ala.
	Arkansas	5-8	L	Hoover, Ala.
2003	Vanderbilt	3-1	W	Hoover, Ala.
	Alabama	5-7	L	Hoover, Ala.
	South Carolina	5-1	W	Hoover, Ala.
	Alabama	3-13 [7]	L	Hoover, Ala.
2010	Alabama	1-7	L	Hoover, Ala.
	South Carolina	3-1 [12]	W	Hoover, Ala.
	Ole Miss	7-10 [10]	L	Hoover, Ala.
2011	South Carolina	3-7	L	Hoover, Ala.
	Georgia	2-3	L	Hoover, Ala.
2012	Florida	1-6	L	Hoover, Ala.
	Georgia	3-2	W	Hoover, Ala.
	South Carolina	3-5	L	Hoover, Ala.
2013	Alabama	3-6	L	Hoover, Ala.
2015	Kentucky	6-3	W	Hoover, Ala.
	LSU	9-8	L	Hoover, Ala.
	Florida	11-2	L	Hoover, Ala.
2017	Ole Miss	5-4	W	Hoover, Ala.
	Florida	4-5	L	Hoover, Ala.
	Arkansas	0-12 [7]	L	Hoover, Ala.

2018	Kentucky	4-3 [11]	W	Hoover, Ala.
	Ole Miss	9-3	W	Hoover, Ala.
	Texas A&M	2-4	L	Hoover, Ala.
	Ole Miss	0-7	L	Hoover, Ala.
2019	Tennessee	5-3	W	Hoover, Ala.
	Vanderbilt	1-11 [8]	L	Hoover, Ala.
	LSU	3-4	L	Hoover, Ala.
2021	Ole Miss	4-7	L	Hoover, Ala.
2022	Kentucky	1-3	L	Hoover, Ala.
2023	Missouri	10-4	W	Hoover, Ala.
	Vanderbilt	4-6	L	Hoover, Ala.
	Alabama	4-7	L	Hoover, Ala.
2025	Texas A&M	2-3	L	Hoover, Ala.
2026	LSU	3-1	W	Hoover, Ala.
	Texas A&M	7-0	W	Hoover, Ala.

SEC TOURNAMENT RESULTS BY YEAR

Year	Result	W-L	Location
1978	CHAMPIONS	3-1	Gainesville, Fla.
1980	Second	2-2	Gainesville, Fla.
1986	Fourth	0-2	Baton Rouge, La.
1987	Third	2-2	Athens, Ga.
1988	Sixth	0-2	Starkville, Miss.
1989	CHAMPIONS	4-1	Gainesville, Fla.
1990	Tied Fifth	0-2	Hoover, Ala.
1991	Fourth	1-2	Baton Rouge, La.
1992	Tied Seventh	0-2	New Orleans, La.
1993	Third	2-2	Baton Rouge, La. (West)
1994	Second	3-2	Oxford, Miss. (West)
1995	Tied Fourth	1-2	Starkville, Miss. (West)
1997	Fourth	2-2	Columbus, Ga.
1998	CHAMPIONS	4-1	Hoover, Ala.
1999	Third	2-2	Hoover, Ala.
2000	Tied Seventh	0-2	Hoover, Ala.
2001	Tied Seventh	0-2	Hoover, Ala.
2002	Tied Seventh	0-2	Hoover, Ala.
2003	Tied Third	2-2	Hoover, Ala.
2010	Tied Fifth	1-2	Hoover, Ala.
2011	Tied Seventh	0-2	Hoover, Ala.
2012	Tied Seventh	1-2	Hoover, Ala.
2013	Tied Ninth	0-1	Hoover, Ala.
2015	Tied Eighth	1-2	Hoover, Ala.
2017	Tied Seventh	1-2	Hoover, Ala.
2018	Tied Fifth	2-2	Hoover, Ala.
2019	Tied Seventh	1-2	Hoover, Ala.
2021	Tied Ninth	0-1	Hoover, Ala.
2022	Tied Ninth	0-1	Hoover, Ala.
2023	Tied Seventh	1-2	Hoover, Ala.
2025	Tied Ninth	0-1	Hoover, Ala.
2026	TBD	2-0	Hoover, Ala.

SEC TOURNAMENT RESULTS BY LOCATION

Location	Years	Record	Titles
Athens, Ga.	1	2-2	0
Baton Rouge, La.	3	3-6	0
Columbus, Ga.	1	2-2	0
Gainesville, Fla.	3	9-4	2
Hoover, Ala.	20	18-33	1
New Orleans, La.	1	0-2	0
Oxford, Miss.	1	3-2	0
Starkville, Miss.	2	1-4	0
Total	32	37-55	3

SEC TOURNAMENT RESULTS BY OPPONENT

Opponent	W-L
Alabama	3-7
Arkansas	5-4
Florida	2-8
Georgia	3-4
Kentucky	4-1
LSU	4-9
Ole Miss	4-3
Mississippi State	6-8
Missouri	1-0
South Carolina	2-4
Tennessee	1-0
Texas A&M	1-2
Vanderbilt	2-5
32 Tournaments	37-55

SEC TOURNAMENT HISTORY

AUBURN IN SEC CHAMPIONSHIP SERIES

1948

Mississippi State.....	2-6	L
Mississippi State.....	5-8	L
Mississippi State.....	3-4	L

1958

at Alabama.....	3-2	W
at Alabama.....	5-4	W

***** CHAMPIONS *****

1961

LSU.....	3-4	L
at LSU.....	5-6	L

1963

at Ole Miss	6-7	L
OLE MISS.....	7-4	W
OLE MISS.....	6-2	W

***** CHAMPIONS *****

1964

OLE MISS.....	10-9	W
at Ole Miss	0-7	L
at Ole Miss	0-5	L

1965

at Miss. State.....	1-10	L
MISS. STATE.....	3-2	W
MISS. STATE.....	1-2	L

1967

at Ole Miss	2-1	W
OLE MISS.....	9-6	W

***** CHAMPIONS *****

1976

at Kentucky	6-7	L
KENTUCKY	6-0	W
KENTUCKY	14-6	W

***** CHAMPIONS *****

Note: Auburn represented the SEC's Eastern Division in all of its championship series appearances except for 1976, when the Tigers were a member of the SEC West.

AUBURN SEC TOURNAMENT RECORDS

BATTING

GAMES PLAYED

Series: 5, by 27 players
 Career: 14, Jay Waggoner (1992-95)
 14, Mike Killimett (1991-94)
 14, Brandon Moore (1991-94)

AT BATS

Game: 8, Mike Killimett vs. Arkansas (5/19/94)
 8, Russell Whittenburg vs. Ark. (5/19/94)
 Series: 24, Chris Hart (1989) [5 games]
 Career: 59, Jay Waggoner (1992-95) [14 gms]
 59, Brandon Moore (1991-94) [14 gms]

RUNS

Game: 3, Tony Caldwell vs. Ole Miss (5/28/10)
 3, Heath Kelly vs. Arkansas (5/17/98)
 3, Andrew Albrecht vs. Ky. (5/17/91)
 3, Frank Thomas vs. Miss. St. (5/12/88)
 3, Dom Fucci vs. Miss. St. (5/15/78)
 Series: 7, Heath Kelly (1998) [5 games]
 Career: 11, Andrew Albrecht (1988-91) [12 gms]

HITS

Game: 4, Sean Gamble vs. Arkansas (5/23/02)
 4, Chad Wandall vs. Alabama (5/13/98)
 4, Shawn McNally vs. Ark. (5/19/94)
 4, Brandon Moore vs. Florida (5/13/92)
 4, Trey Gainous vs. Kentucky (5/15/87)
 Series: 11, Scott Pratt (1998) [5 games]
 Career: 19, Brandon Moore (1991-94) [14 gms]

RBI

Game: 5, Mark Bellhorn vs. LSU (5/20/95)
 Series: 8, Mitch Duke (1993) [4 games]
 Career: 13, Mark Bellhorn (1993-95) [12 gms]

DOUBLES

Game: 2, Heath Kelly vs. Alabama (5/16/98)
 2, Mailon Kent vs. Alabama (5/16/98)
 2, Brian Alyea vs. Miss. State (5/23/93)
 2, Tony Haney vs. LSU (5/14/87)
 2, Steve Renfroe vs. Vandy (5/13/80)
 2, J.B. Brown vs. Miss. State (5/13/78)
 Series: 4, Heath Kelly (1998) [5 games]
 Career: 6, Mailon Kent (1998-01) [12 games]

TRIPLES

Game: 1, Jonah Todd vs. Ole Miss (5/23/17)
 1, Anfernee Grier vs. Florida (5/21/15)
 1, Jackson Burgreen vs. Kentucky (5/20/15)
 1, Chris Christopher vs. Miss. St. (5/23/93)
 Series: 1, four times (most recently Todd in 2017, 3 gms)
 Career: 1, Chris Christopher (1991-93); Anfernee Grier (2014-16); Jackson Burgreen (2013-15); Jonah Todd (2017)

HOME RUNS

Game: 2, Frank Thomas vs. Georgia (5/12/89)
 2, Mark Bellhorn vs. LSU (5/20/95)
 Series: 3, Bryson Ware (2023) [3 games]
 2, Todd Faulkner (1998) [5 games]
 2, Mark Bellhorn (1995) [3 games]
 2, Mark Bellhorn (1994) [5 games]
 2, Cole Foster (2023) [3 games]
 2, Brandon Moore (1993) [4 games]
 2, Chris Hart (1989) [5 games]
 2, Frank Thomas (1989) [5 games]
 2, Dom Fucci (1978) [4 games]
 Career: 4, Frank Thomas (1987-89) [11 games]
 4, Mark Bellhorn (1993-95) [12 games]

STOLEN BASES

Game: 2, Jay Estes vs. Texas A&M (5/24/18)
 2, Jay Gonzalez vs. Georgia (5/23/12)
 2, Scott Pratt vs. Alabama (5/16/98)
 2, Shawn McNally vs. Ark. (5/19/94)
 Series: 3, Jay Estes (2018) [4 games]
 3, Melvin Gray (2015) [3 games]
 3, Chris Stanfield (2023) [3 games]

BASES ON BALLS

Game: 3, eight times, most recently by
 Ryan Bliss vs. Tennessee (5/21/19)
 Series: 9, Alan Mock (1980) [4 games]
 Career: 13, Mark Bellhorn (1993-95) [12 gms]

STRIKEOUTS

Game: 5, Russell Whittenburg vs. Ark. (5/19/94)
 Series: 8, Josh Etheredge (1997) [4 games]
 Career: 13, Josh Etheredge (1997-98) [9 games]

BATTING AVERAGE

Series [min. 15 AB]: .563, Brian Alyea (1993)
 [9-for-16 in 4 games]
 Career [min. 25 AB]: .481, Trey Gainous (1986-87)
 [13-for-27 in 6 games]

PITCHING

GAMES PITCHED

Series: 4, Scott Roney (1978)
 Career: 7, Scott Renner (1987-91)

GAMES STARTED

Series: 2, John Powell (1993)
 2, John Powell (1991)
 2, Phil Deriso (1980)
 Career: 6, John Powell (1991-94)

GAMES RELIEVED

Series: 4, Reid Roney (1978)
 Career: 6, Jon Hebel (1990-93)

WINS

Series: 2, Kevin Knorst (1998)
 2, Tommy Youngblood (1989)
 2, Gregg Olson (1987)
 Career: 2, Colter Bean (1996-00)
 2, Kevin Knorst (1997-98)
 2, Ryan Halla (1993-95)
 2, Mike Ferry (1989-90)
 2, Tommy Youngblood (1987-89)
 2, Gregg Olson (1986-88)
 2, Mark Shiflett (1978-80)

LOSSES

Series: 1, 55 times
 Career: 2, eight times

INNINGS PITCHED

Game: 9.0, Chris Morrison vs. Miss. (5/19/95)
 9.0, Kevin Humphreys vs. MSU (5/20/94)
 9.0, John Powell vs. Arkansas (5/19/94)
 Series: 11.0, Tommy Youngblood (1989)
 Career: 33.1, John Powell (1991-94)

STRIKEOUTS

Game: 13, John Powell vs. Ark. (5/19/94) [9 IP]
 Series: 14, John Powell (1991) [8.0 IP, 2 games]
 Career: 47, John Powell (1991-94) [33.1 IP]

BASES ON BALLS

Game: 5, six tied with
 Series: 8, Phil Deriso (1980) [9.0 IP, 2 games]
 Career: 15, Jon Hebel (1990-93) [13.0 IP]

NATIONAL POLLS

BASEBALL AMERICA
May 18

1. UCLA
2. North Carolina
3. Georgia Tech*
4. Georgia*
5. Texas*
- 6. AUBURN**
7. Oregon State
8. Southern Miss
9. Florida*
10. Arkansas*
11. Florida State*
12. West Virginia
13. Texas A&M*
14. Kansas
15. Alabama*
16. Mississippi State*
17. Cincinnati*
18. Oregon
19. Oklahoma State
20. Tennessee
21. Nebraska*
22. USC
23. UC Santa Barbara
24. Arizona State
25. Ole Miss

D1 BASEBALL
May 18

1. UCLA
2. North Carolina
3. Georgia Tech*
4. Georgia*
5. Texas*
- 6. AUBURN**
7. Oregon State
8. Southern Miss
9. West Virginia
10. Texas A&M*
11. Florida State*
12. Arkansas*
13. Kansas
14. Oregon
15. Alabama*
16. Mississippi State*
17. Ole Miss
18. Florida*
19. Oklahoma State
20. Nebraska*
21. Arizona State
22. Cincinnati*
23. Tennessee
24. Coastal Carolina
25. USC

USA TODAY
May 18

1. UCLA
2. North Carolina
3. Georgia Tech*
4. Georgia*
5. Texas*
- 6. AUBURN**
7. Oregon State
8. Florida State*
9. Texas A&M*
10. Southern Miss
11. West Virginia
12. Oregon
13. Arkansas*
14. Mississippi State*
15. Alabama*
16. Kansas
17. Florida*
18. Nebraska*
19. USC
20. Ole Miss
21. Oklahoma State
22. Arizona State
23. Cincinnati*
24. Coastal Carolina
25. Tennessee

NCBWA
May 18

1. UCLA
2. Georgia Tech*
3. North Carolina
4. Georgia*
5. Texas
6. Oregon State
- 7. AUBURN**
8. Southern Miss
9. West Virginia
10. Florida State*
11. Texas A&M*
12. Oregon
13. Arkansas*
14. Kansas
15. Alabama*
16. Mississippi State*
17. Florida*
18. USC
19. Nebraska*
20. Oklahoma State
21. Ole Miss
22. Coastal Carolina
23. Arizona State
24. Tennessee
25. Jacksonville State*

PERFECT GAME
May 18

1. UCLA
2. North Carolina
3. Georgia Tech*
4. Georgia*
5. Texas*
6. West Virginia
7. Florida State*
- 8. AUBURN***
9. Oregon State
10. Southern Miss
11. Oregon
12. Texas A&M*
13. Alabama*
14. Florida*
15. Nebraska*
16. Kansas
17. Arkansas*
18. Mississippi State*
19. USC
20. Cincinnati*
21. Oklahoma State
22. Coastal Carolina
23. Mercer
24. Arizona State
25. Tennessee

AUBURN IN THE POLLS

	BA	D1	NC	PG	USA
Pre.	5	9	8	10	9
2/16	5	9	7	10	--
2/23	5	7	7	7	7
3/2	6	7	7	6	7
3/9	5	6	5	5	5
3/16	4	5	4	4	4
3/23	6	5	5	7	5

	BA	D1	NC	PG	USA
3/30	11	18	12	17	11
4/6	10	15	12	12	12
4/13	6	13	12	10	11
4/20	6	11	11	7	9
4/27	6	8	8	7	8
5/4	5	6	6	6	6
5/11	4	5	5	5	6
5/18	6	6	7	8	6

NEWS & NOTES

SCOUTING THE AGGIES

- Texas A&M enters the SEC Tournament with a 39-13 overall record and 18-11 mark in league play, good for a third-place finish in the regular season.
- Offensively, the Aggies are hitting .305 as a team, led by First Team All-SEC honoree Gavin Grahavoc's .351 clip. Fellow First Team All-SEC member Caden Sorrell leads the team with 23 homers and 74 RBI, both good for second best in the SEC. In SEC play, the Aggies hit .281, good for second best, and scored a league-best 243 runs.
- On the mound, Texas A&M turned in a 5.09 staff ERA in the regular season with 448 strikeouts and 144 walks in 437.0 innings pitched. The staff's strikeout total is the fewest in the league, and its walk total was second to Auburn in the regular season.

MAGIC NUMBER

- In the last five seasons, Auburn is a combined 148-30 (.831) when scoring six or more runs and 33-79 (.295) when scoring five or fewer runs.
 - 2026: 26-3 (6+ runs), 10-15 (5- runs)
 - 2025: 35-7 (6+ runs), 6-13 (5- runs)
 - 2024: 25-8 (6+ runs), 2-18 (5- runs)
 - 2023: 29-8 (6+ runs), 5-15 (5- runs)
 - 2022: 33-4 (6+ runs), 10-18 (5- runs)

GOTTA GET THE LEADOFF MAN ON

- Auburn has put its leadoff man aboard in 177 innings so far this season and has scored 261 runs (1.47 runs/inning) of its 376 runs (69.4 percent) in those frames.
- The Tigers put the leadoff man aboard in nine innings at Mississippi State and have scored 91 of 131 runs in the last six series when putting the leadoff man on.

HITS AND SITS

- For the second straight season, outfielder Bristol Carter and his BC5 Foundation are partnering with Children's of Alabama to help Make A Difference in our community.
- Fans can scan the QR code below to donate in honor of Auburn's hitters or pitchers for any game this season.

HELP US MAKE A DIFFERENCE ON AND OFF THE FIELD!

HITS & SITS

Support Auburn Baseball. Support Children's of Alabama.



Auburn Baseball is back for the 2nd annual Hits & Sits fundraiser, benefiting Children's of Alabama, and we want you on our team!

Sponsors can donate \$100 in honor of the Hitters or Pitchers for any game this season - whether the Tigers are competing at Plainsman Park, or on the road - turning every hit, strike, and game into meaningful support for children in need.

This year, it's a friendly competition as Hitters vs. Pitchers battle to raise the most funds, proving that Auburn Baseball makes an impact both on and off the field.

Your involvement helps provide life-changing care and hope to families across Alabama.



SCAN TO DONATE

Sponsored by bc5 foundation IT'S BIGGER THAN BASEBALL

SUCCESS AMONGST THE BEST

- Auburn has won 17 SEC games in back-to-back seasons for the first time since 1999-2000.
- The Tigers are one of four programs in the league to do so.
 - Texas: 22 in 2025; 19 in 2026
 - Arkansas: 20 in 2025; 17 in 2026
 - Georgia: 18 in 2025; 23 in 2026
- The program has finished the regular season top six in the league in four of the last five years, joining Arkansas and Georgia as the only other programs to do so.
 - 2022: 16-13 SEC (5th)
 - 2023: 17-13 SEC (5th)
 - 2025: 17-13 SEC (6th)
 - 2026: 17-13 SEC (6th)

WINNING SEC RECORD

- This season marks Auburn's sixth .500 or better SEC record in 10 SEC seasons under head coach Butch Thompson.
- One of the times the Tigers finished below .500 in league play, the team advanced to Omaha for the first time in 22 years (2019).
- Prior to Thompson's arrival, Auburn turned in a winning record in SEC play twice from 2001-15.

STRENGTH OF SCHEDULE

- Auburn finished the regular season with the No. 1 SOS in the country for the second straight season.
- The Tigers are the only team that finished in the top half of the league that also played all of the other teams in the top half.
- Auburn's .556 opponent's win percentage in league play, excluding games against the Tigers, was good for second in the league (ole Miss, .563).
- The team's 15 top-25 RPI wins are the most in the league and second most in the NCAA.
- In addition to the conference slate, the Tigers also played nine non-conference games against top-30 RPI teams:
 - No. 2 Georgia Tech (2)
 - No. 7 Florida State (1)
 - No. 9 Nebraska (3)
 - No. 22 Cincinnati (1)
 - No. 28 Jacksonville State (2)
- The team's No. 12 non-con SOS is 10 spots higher than any other SEC team.

STACKING WINNING WEEKENDS

- Winning six of the last seven series, Auburn has won 24 of 30 regular season weekends and 16 of 22 SEC series dating back to the final two weekends of the 2024 season.
- The 24 winning weekends during the span are the second most in the SEC.
 1. Texas - 26
 2. Auburn - 24
 2. Georgia - 24
- Auburn is one of four programs that won at least seven of 10 SEC series - Georgia (9), Texas (8) and Arkansas (7).

ALL-SEC TIGERS

- Four Auburn players earned a total of five All-SEC honors as voted on by the league's head coaches.
 - Chris Rembert: First Team All-SEC (2B)
 - Ethin Bingaman: Second Team All-SEC (1B), SEC All-Freshman Team
 - Jackson Sanders: Second Team All-SEC (RP)
 - Eric Guevara: SEC All-Defensive Team (3B)

IT'S ALL IN THE HITS

- Auburn is 33-1 when outhitting the opponent this season and 137-17 (.890) when outhitting the opponent in the last five seasons.
 - 2026: 33-1
 - 2025: 31-5
 - 2024: 18-2
 - 2023: 26-5
 - 2022: 29-4

POWER SURGE

- After homering 29 times in the first 34 games of the season, Auburn hit 39 home runs in the last 20 games of the regular season.
- The team has homered in 16 of the last 20 games, including 11 games with multiple home runs, and are 18-0 when hitting multiple home runs in a game this season.
- Auburn homered 10 times in three games vs. Oklahoma, including six in the series finale, and has 16 home runs the last two weekends.
- The six home runs in the finale were the most in a game since homering seven times in the 2022 regional opener vs. Southeastern and the most in a SEC game since also homering six times vs. Texas A&M on May 15, 2021.

PITCHING ON POINT

- Auburn enters the week ranked in the top 10 in the country in:
 - K-BB ratio: 3.76 (1st)
 - BB/9.0 IP: 2.79 (1st)
 - WHIP: 1.19 (3rd)
 - ERA: 3.60 (7th)
 - Shutouts: 6 (7th)

GOING THROUGH ANOTHER GAUNTLET

- Starting with the weekend vs. No. 2 Texas, eight of the team's final nine SEC series came against ranked teams, including six in the top 10.
 - Mar. 20-22 vs. #2 Texas
 - Mar. 27-29 at #22 Alabama
 - Apr. 2-4 vs. #15 Arkansas
 - Apr. 16-18 at #7 Florida
 - Apr. 24-26 vs. #9 Oklahoma
 - May 1-3 at #7 Texas A&M
 - May 7-9 at #10 Mississippi State
 - May 14-16 vs. #5 Georgia
- All five of Auburn's final SEC series came against teams ranked in the top 10 of a major poll, three of which were on the road.
- Based on the final polls of the regular season, 33 of Auburn's 54 regular season games were played against ranked teams.

SIX SERIES WIN STREAK

- From Apr. 2 through May 9, Auburn won six straight SEC series in the same season for the first time since 1995.
- During the streak, which started after losing four straight games at Alabama and Georgia Tech and hitting .159 (18-for-113) with seven runs in the span, Auburn hit .302 with 131 runs on 186 hits, including 32 doubles and 30 home runs.

CLOSE CALLS

- Seven of Auburn's 13 losses in SEC play were by one run and three more games were by three runs or fewer.
- The Tigers are 7-8 in one-run games this year.

RUN DIFFERENTIAL

- Auburn's +59 run differential in SEC play (182-123) was the largest in the league ahead of Georgia (+54), Texas A&M (+51) and Texas (+50).
- Along with the seven one-run losses, the Tigers won eight games by five or more runs in league play, including five of the last 10 SEC wins in run-rule fashion.

GOING OFF IN GAME THREE

- Auburn went 11-3 in series finales this season, hitting .327 as a team with 128 runs on 154 hits in the 14 games.
- Five of Auburn's 11 wins were by run rule, and four more were by five or more runs.

RUBBER GAME READY

- During Auburn's six series win streak, five of those games came down to the rubber game with the Tigers winning all five contests by a combined score of 54-14.
- Three of the five rubber game wins were by the run-rule variety.
 - Apr. 12 vs. Kentucky: W, 12-0 (7)
 - Apr. 26 vs. Oklahoma: W, 14-4 (8)
 - May 9 at Miss. State: W, 13-2 (7)
- Alex Petrovic started all five of those contests and went 4-0 with a 2.97 ERA and .194 average against in 30.1 innings pitched during the span.

ROAD WARRIORS

- Auburn's series opener at Florida on Apr. 16 started a stretch of 12 of the next 15 games being played away from home.
- The Tigers are 15-8 away from home this season - 10-8 away, 5-0 neutral.
- Beginning with the Gators, 10 of the final 12 road games of the season were against ranked opponents, including three in the top 10.
 - at No. 7 Florida: W, 2-1
 - at No. 7 Texas A&M: W, 2-1
 - at No. 10 Mississippi State: W, 2-1
 - at No. 24 Jacksonville State: L, 1-4
- Including the sweep at Missouri to start conference play, Auburn won four of its five SEC road series for the first time since 1997.

GUTSY WIN IN GAINESVILLE

- The Tigers' series win at Florida marked the program's first in Gainesville since 2013 and was the first series win at Florida when dropping game one since 1997.
- After falling behind in the early stages of the middle game and playing the last seven innings with four freshmen in the lineup, the Tigers outscored the Gators 4-1 in the last six innings to even the series.
- The team then broke a 3-3 tie with a five-run ninth inning to win the finale, 8-5.

ALL AUBURN IN AGGIELAND

- Auburn's 18-5 win in game one at Texas A&M was the team's 10th run-rule win of the season, including its second straight.
- The 18 runs were a season high and the most in a season game since scoring 24 in the opener vs. South Carolina on May 8, 2025.
- The 13-run margin of victory was the largest in conference play this season and the largest in a SEC road game since defeating Alabama 20-5 in game two of a DH on Apr. 21, 2018.
- The series marked the first time Auburn won the first two games against a top-10 team on the road since doing so at No. 2 South Carolina Apr. 28-29, 2023.

SILENCED 14,000 IN STARKVILLE

- Auburn's series win in Starkville marked the program's first since 2017.
- It marked the third series the season the Tigers won when dropping the first game – vs. Nebraska (Feb. 27-Mar. 1), at Florida (Apr. 16-18), at Mississippi State (May 7-9).
- Before this season, Auburn's last series win when losing the opener came at Missouri in 2024.
- The 11-run win in the finale was the largest in Starkville since Apr. 25, 1993.
- It marked Mississippi State's worst loss this season by six runs.

RACKING UP RANKED WINS

- Auburn is 15-15 against ranked opponents this season and won five straight series against ranked teams.
 - Apr. 2-4 vs. #15 Arkansas
 - Apr. 16-18 at #7 Florida
 - Apr. 24-26 vs. #9 Oklahoma
 - May 2-3 at #7 Texas A&M
 - May 7-9 at #10 Mississippi State
- The team's 15 ranked wins and 12 top-10 wins are the most in the league.

WHAT'S WITH THE FIFTH?

- After Saturday's six-run fifth inning vs. Georgia, Auburn has outscored the opponent 85-23 in the fifth inning this season, and four of the team's five biggest innings of the year have come in the frame.
 - 8 runs vs. Youngstown State (2/14)
 - 7 runs vs. Arkansas (4/2)
 - 7 runs vs. Kentucky (4/12)
 - 6 runs vs. Georgia (5/16)

AIN'T OVER IN THE EIGHTH

- Auburn's win in the middle game at Miss. State marked the team's sixth this season when trailing or tied after eight innings.

A FEAT 40+ YEARS IN THE MAKING

- Chase Fralick homered in five straight games from Apr. 24-May 2, totaling six HR during the span.
- Fralick became the first Auburn player since Tim Lemons from Apr. 6-10, 1985 to accomplish the feat.
 - Apr. 24 vs. OU: 2-for-5, 2B, HR, RBI
 - Apr. 25 vs. OU: 2-for-4, HR, RBI
 - Apr. 26 vs. OU: 2-for-4, HR, 2 RBI
 - May 2 at A&M: 2-for-5, HR, 3 RBI
 - May 2 at A&M: 3-for-3, 2 HR, 2 RBI

BLASTING HIS WAY INTO THE 'BOOKS

- Ethin Bingaman homered three times in the finale against Oklahoma, becoming the first Auburn freshman in registered history to do so.
- His home run hat trick was just the fifth in a SEC game in program history, including the first since 2011, and the 10th all-time in program history, including just the third time since 1996.
- Bingaman's seven RBI in the rubber game were:
 - The most by an AU player since 2023
 - The most by an AU freshman since 2018
 - The most by an AU player in a SEC game since 2011
 - The most by an AU freshman in a SEC game since 1998
- He led SEC freshman and ranked T-5th in the league with 32 RBI in 29 league games, the most RBI by an Auburn freshmen in league play since at least 1993.
- In the last seven series, Bingaman led the team with a .392 average (31-for-79) to go along with 22 runs, 6 HR and 28 RBI.

EG & EB WENT OFF VS. OU

- Eric Guevara and Bingaman hit a combined .515 (17-for-33) with 11 R, 3 2B, 7 HR and 18 RBI in four games from Apr. 21-26 en route to earning four national/conference weekly awards apiece.
- The duo started the week with two-run homers to spark Auburn's nine-run first inning vs. Samford and finished by going 13-for-24 with five homers and 13 RBI vs. Oklahoma.

GUEVARA HAS FOUND ANOTHER GEAR

- Guevara went on a 17-game hitting streak during which he hit .441 (30-for-68) from Mar. 27-Apr. 24, the longest hitting streak by an Auburn player since 2023.
- He leads Auburn with 14 multi-RBI games, including seven games with three or more RBI, and ranks second with 22 multi-hit games, including seven games with three or more hits.
- Also getting it done with the glove, the two-time SEC All-Defensive Team honoree tured in a .962 fielding percentage at third base, including a .977 clip in SEC play.

STRONG STARTS

- Auburn has used four weekend starters for the duration of the 2026 season, and the quartet went a combined 19-10 with a 3.57 ERA and 269 strikeouts compared to 56 walks in 227.0 innings pitched.
- Starting pitchers have turned in at least 5.0 innings in 36 of 54 games this season, including 31 of 42 on the weekend, with one of the occasions it didn't coming because of the rain delay in game three vs. Winthrop.

RACKING UP Ks AT A RECORD RATE

- Auburn's pitching staff started the season by striking out 43 batters in three games vs. Youngstown State and hasn't slowed down since, marking the most strikeouts in a three-game series since at least 1992 and tied for the most in any three-game span since 1997.
- Through 54 games, the Tigers have registered 534 strikeouts while walking just 142.
- The strikeouts are good for the second most in the stat crew era (1993-present), trailing the 536 strikeouts through 54 games in 2022.
- The walks are good for the fewest in the stat crew era, five fewer than the 147 walks issued through 54 games in 2002.

MARCIANO HAS BEEN MASTERFUL

- Jake Marciano leads Auburn and ranks third in the SEC with a 2.74 ERA.
- In eight starts in game ones, Marciano is 3-2 with a 1.51 ERA and 61 strikeouts and nine walks in 47.2 innings.
- Seven of his 14 starts have been quality, the most by an Auburn pitcher since Mize turned in 10 quality starts in 2018.
- Five of his SEC starts have been quality outings, including three of his first four being 7.0 innings with one run or less allowed.
 - Mar. 13 at MIZ: 7.0 IP, 2 H, 0 R, 1 BB, 7 K
 - Mar. 20 vs. TX: 7.0 IP, 2 H 1 R, 2 BB, 9 K
 - Apr. 3 vs. ARK: 7.0 IP, 4 H, 1 R, 1 BB, 8 K
- His 12 strikeouts opening weekend were the most by an Auburn pitcher since Tanner Burns matched the single-game record with 15 Ks vs. Cincinnati on Mar. 1, 2019.

'DRE HAS BEEN DEALING

- Andreas Alvarez turned in his first complete game and struck out a career-high 11 batters in the series-opening run rule win at Texas A&M.
- The game marked his third double digit strikeout performance of the season and was the most by an Auburn pitcher in a SEC game since Casey Mize struck out 15 vs. Vanderbilt on May 4, 2018.
- Alvarez earned a win in sixth straight starts from Mar. 3-Apr. 10.
 - Mar. 3 vs. UWG: 5.0 IP, 3 H, 0 ER, 2 BB, 8 K
 - Mar. 10 vs. UAB: 5.0 IP, 2 H, 0 ER, 1 BB, 4 K
 - Mar. 17 vs. GT: 5.0 IP, 2 H, 0 ER, 3 BB, 10 K
 - Mar. 24 vs. USA: 7.0 IP, 4 H, 0 R, 1 BB, 8 K
 - Apr. 2 vs. ARK: 6.0 IP, 6 H, 1 ER, 2 BB, 10 K
 - Apr. 10 vs. UK: 6.0 IP, 3 H, 2 ER, 3 BB, 5 K

PETROV'S POURING IT IN THERE

- Alex Petrovic was named the SEC Co-Pitcher of the Week after turning in a complete game shutout in the series finale vs. Kentucky.
- He has followed up his complete game with the following four outings in rubber games.
 - at UF: 7.0 IP, 3 H, 3 R/ER, 2 BB, 5 K
 - vs OU: 6.0 IP, 4 H, 2 R/ER, 3 BB, 3 K
 - at MSU: 5.1 IP, 6 H, 2 R/ER, 2 BB, 4 K
 - vs. UGA: 6.0 IPm 7 H, 4 R/ER, 1 BB, 3 K
- Earlier this season, Petrovic became the first Auburn pitcher since Casey Mize in 2018 to start a season 3-0 with three starts of 5.0 or more innings at the beginning of a season.
- His fourth start vs. Winthrop was cut short due to a rain delay, and he turned in a career-long 7.2 innings en route to the win in his first career SEC start at Missouri.
- Petrovic's 7.2 innings were the most by an Auburn starting pitcher since Tommy Vail turned in 8.0 innings at Ole Miss in 2023.

SANDERS IS SHOVING

- Jackson Sanders was named Second Team All-SEC as a reliever after going 2-0 with three saves and a 1.71 ERA in six relief appearances.
- Sanders started the year as the No. 2 starter in the rotation, going 2-1 with a 3.41 ERA and 51 strikeouts compared to nine walks in seven starts and 37.0 innings pitched.
- He was named the SEC Co-Pitcher of the Week after turning a career-best outing of 7.0 scoreless innings with 10 strikeouts in the series-clinching win vs. Winthrop (Mar. 7).
- He turned in his second straight 7.0-inning start in his first career SEC start at Missouri, striking out eight while walking one.
- Pitching in relief for the first time this season vs. Arkansas on Apr. 4, Sanders earned his first career save while turning in eight strikeouts in 4.0 scoreless innings.

FOUR-HEADED MONSTER

- Alvarez, Marciano, Petrovic and Sanders all rank in the top 20 in the league in the following pitching categories.
- ERA: Four of top 10
 - Marciano: 2.74, 3rd
 - Sanders: 2.79, 4th
 - Petrovic: 3.38, 8th
 - Alvarez: 3.54, 10th
- H/9.0 IP: Three of top 10
 - Marciano: 6.90, 6th
 - Petrovic: 6.98, 7th
 - Sanders: 7.29, 10th
- WHIP: Three of top 15
 - Marciano: 0.98, 2nd
 - Petrovic: 1.00, 4th
 - Sanders: 1.16, 13th
- K-BB ratio: Four of top 20
 - Marciano: 6.00, 5th
 - Petrovic: 4.35, 13th
 - Sanders: 4.00, 16th
 - Alvarez: 3.88, 18th

DYNAMIC DUOS

- Petrovic (9) and Alvarez (8) are the first pair of Auburn teammates since 2000 to win eight or more games in the same season.
 - Colter Bean (9)
 - Chris Bootcheck (8)
- Marciano (96) and Alvarez (93) are the first pair of Auburn teammates with 90+ strikeouts in the same season since 1999.
 - Brent Schoening (151)
 - Chris Bootcheck (125)
 - Hayden Gilemmo (105)

REMBERT STAYS RAKING

- Chris Rembert finished the regular season with 14 multi-hit efforts in the last 21 games, leading the team with 23 multi-hit games on the season.
- During the span, Rembert is hitting .398 (35-for-88), including a .459 average (17-for-37) during his nine-game hitting streak.
- In the last two series at Mississippi State and vs. Georgia, Rembert leads the team with a .440 average (11-for-25) and nine RBI.
- He hit his first home run since Mar. 24 to start the scoring in the second inning of the finale at Mississippi State (May 9) and drove in three in the run-rule win.
- Rembert matched a SEC high with three RBI and added three hits in the finale vs. Georgia.

FRALICK CAN FLAT OUT HIT

- Along with catching 91 games the last two seasons, Chase Fralick has turned in a .328 average and 135 hits in his first 112 games played in an Auburn uniform.
- In 53 games this year, he leads the team with 15 doubles and 120 total bases, ranks second with 13 home runs, tied for second with 42 RBI and third with 64 hits..
- Eight of Fralick's 13 home runs came in league play, including seven in the last nine SEC games with his most recent winning the middle game at Miss. State.
- His 10 home runs as the catcher are the most since Brett Wright also hit 10 homers as the catcher in 2018.
- Fralick reached base in 44 of the first 45 games of the season, including 26 straight games prior to the finale at Texas A&M.

BUB'S BIG SWING

- Bub Terrell finished the regular season going 3-for-5 with his first career multi-homer game and a season high four RBI vs. Georgia.
- His homer in the fourth inning tied the game, 4-4, and his three-run shot in the fifth extended Auburn's advantage to four.
- He homered three times in the series against the Bulldogs, and has 10 home runs in the last 24 contests since Apr. 4 after homering five times in 57 games last season.
- Terrell has homered in seven straight SEC series and led the team with 10 homer in league play.

BRANDON IS BALLING

- Brandon McCraine went 4-for-4 with two doubles and two RBI, including the run-rule RBI in the regular season finale vs. Georgia.
- He finished the regular season as the team leader with a .352 average, good for seventh in the league.
- McCraine went on a 12-game hitting streak (19-for-41) from Feb. 20-Mar. 10 and reached in his first 19 games played to start his career, including multiple times in 17 contests.
- Since 1993, he became the fifth true or redshirt freshman to reach base in each of the first 19 games of their Auburn career.
 - Josh Bell: 21 games (2003)
 - Jordan Ebert: 20 games (2013)
 - Brandon McCraine: 19 games (2026)
 - Chris Rembert: 19 games (2025)
 - Gabe Gross: 19 games (1999)

MASON'S MAKING HIS NAME KNOWN

- Making his first SEC starts since Apr. 3, Mason McCraine hit .385 (5-for-13) with three homers and seven RBI at Florida en route to being named the SEC Freshman of the Week for the second time this season.
- McCraine was inserted into the leadoff spot for the middle game and proceeded to home three times with six RBI in the final two games of the series.
- Hitting out of the leadoff spot in the last 17 games of the season, he hit .324 (22-for-68) with 19 runs, six doubles, four homers and 10 RBI.
- In the last five series he ranks second on the team with a .356 average (21-for-59).

WEEKLY AWARDS

- In the first 13 weeks of competition, Auburn earned nine SEC weekly awards.
 - Bingham: SEC Freshman of the Week (2/23)
 - McCraine: SEC Freshman of the Week (3/2)
 - Sanders: SEC Pitcher of the Week (3/9)
 - Marciano: SEC Pitcher of the Week (3/16)
 - Petrovic: SEC Pitcher of the Week (4/13)
 - McCraine: SEC Freshman of the Week (4/20)
 - Guevara: SEC Player of the Week (4/27)
 - Bingham: SEC Freshman of the Week (4/27)
 - Bingham: SEC Freshman of the Week (5/11)

THANK YOU, HETZ

- Ryan Hetzler's eight saves last year were tied for fourth in the league and tied for the third most in a season since 2013, trailing only Blake Burkhalter (16, 2022) and Cody Greenhill (12, 2019) in the category.
- His 14 career saves are tied for the second most among active SEC pitchers.
- Hetzler turned in a 2.04 ERA in a team-high 10 relief appearances in SEC play and ranks second among Auburn relievers with 17.2 innings pitched in league play.
- Since giving up three runs in the series opener vs. Nebraska on Feb. 27, He has allowed just four earned runs in 12 appearances and 18.2 innings pitched.

CORMIER IS COMING ON STRONG

- Freshman LJ Cormier leads the team with 17 appearances this season and among Auburn relievers leads the team lead in strikeouts (45) and innings pitched (35.1).
- LJ earned his first career save against Arkansas on Apr. 2 and earned his first win vs. Samford last Tuesday.
- He has allowed six runs in his last 13 appearances and 29.2 innings pitched.
 - Mar. 10 vs. UAB: 1.0 IP, 0 R, 0 BB, 3 K
 - Mar. 17 vs. GT: 2.0 IP, 0 R, 1 BB, 2 K
 - Mar. 21 vs. UT: 2.2 IP, 1 R, 0 BB, 1 K
 - Mar. 29 at UA: 2.0 IP, 0 R, 0 BB, 1 K
 - Apr. 2 vs. ARK: 3.0 IP, 1 R, 0 BB, 5 K
 - Apr. 7 vs. JSU: 0.2 IP, 0 R, 0 BB, 1 K
 - Apr. 10 vs. UK: 2.0 IP, 0 R, 0 BB, 4 K
 - Apr. 16 at UF: 1.2 IP, 0 H, 0 R, 0 BB, 2 K
 - Apr. 21 vs. SAM: 2.0 IP, 1 H, 0 R, 0 BB, 5 K
 - Apr. 25 vs. OU: 3.1 IP, 1 H, 0 R, 1 BB, 2 K
 - May 3 at TAMU: 1.1 IP, 0 H, 0 R, 2 BB, 0 K
 - May 7 at MSU: 3.1 IP, 4 H, 3 R, 1 BB, 5 K
 - May 15 vs. UGA: 4.2 IP, 4 H, 1 R, 0 BB, 4 K
- Just shy of qualifying, his 2.29 ERA would rank second among freshmen nationally.

AUBURN IN ARLINGTON

- Auburn wrapped up its third trip to Arlington in the last five seasons - 2022, 2025, 2026 - with three wins against Kansas State, No. 9 Florida State and No. 15 Louisville.
- The Tigers are a combined 8-1 in the event and have won eight straight games since losing the 2022 season opener to Oklahoma.
- Four of the eight wins have come against top 15 opponents.
 - Feb. 18, 2022 vs. Oklahoma: L, 0-3
 - Feb. 19, 2022 vs. #12 Texas Tech: W, 2-1
 - Feb. 20, 2022 vs. Kansas State: W, 12-1
 - Feb. 28, 2025 vs. Ohio State: W, 13-0 (7)
 - Mar. 1, 2025 vs. #8 Oregon State: W, 8-7
 - Mar. 2, 2025 vs. Baylor: W, 7-4
 - Feb. 20, 2026 vs. Kansas State: W, 5-1
 - Feb. 21, 2026 vs. #9 Florida State: W, 8-5
 - Feb. 22, 2026 vs. #15 Louisville: W, 10-6

SEC-OPENING SWEEP

- Auburn's sweep at Missouri to open SEC play marked the team's first SEC road sweep since May 12-13, 2023 at Ole Miss and was the first road sweep on SEC opening weekend since 2010.
- The Tigers held Missouri to five runs and a .175 batting average in three games.

NEAR PERFECTION AT PLAINSMAN

- Auburn's quartet of Griffin Graves (3.0), Jett Johnston (2.0), Abe Chancellor (1.0) and Ethan Harden (1.0) held a perfect game until a one-out single in the seventh inning vs. Alabama State on Apr. 14.
- It would've marked the first seven-inning perfect game since Jason Johnson did so against LaGrange College on Apr. 30, 1991 and the first perfect game overall since Eric Bandon vs. Murray State on Mar. 2, 2002.

SCORELESS STREAK

- After allowing five runs in the first two innings of the middle game vs. Kentucky on Apr. 11, Auburn pitchers held the Wildcats scoreless in the last 14 innings of the series and followed up that performance with a shutout vs. Alabama State, marking 21 straight scoreless innings.
- The contest vs. Alabama State marked the team's sixth shutout of the season, good for the second most in the country and already the most in the last seven seasons.
- It marked the second time this season the Tigers have turned in back-to-back shutouts.

D1 MIDSEASON POSITION RANKINGS

- Auburn had the following players represented on D1 Baseball's Week 12 player rankings.
 - Chase Fralick: No. 5 C
 - Chris Rembert: No. 5 2B
 - Eric Guevara: No. 8 3B
 - Jake Marciano: No. 8 SP
 - Andreas Alvarez: No. 24 SP
 - Jackson Sanders: No. 24 RP
 - Ethin Bingaman: No. 25 1B
 - Alex Petrovic: No. 60 SP
 - Bub Terrell: No. 76 OF

LEGACY LEADERS

- In a team survey completed at the end of fall practice, the Auburn team voted the following players as the Legacy Leaders for 2026: Eric Guevara, Alex Petrovic, Chris Rembert and Lucas Steele.

REGIONAL HOST REGULARS

- Poised to host its fourth regional in the last five years, Auburn is one of seven programs nationally that has hosted a regional in at least three of the last four seasons, joined by Arkansas, Clemson, North Carolina, Oklahoma State, Oregon State and Tennessee on the short list.
- Prior to 2022, Auburn had hosted four regionals in its program's history.

THOMPSON'S TENURE

- The 2026 season marks head coach Butch Thompson's 11th season on the Plains, making him the third longest-tenured coach in program history and the fourth longest-tenured coach in the league.
- He surpassed the 350-win milestone with the team's 5-3 win at Florida on Apr. 17, joining Paul Nix (1963-84) and Hal Baird (1985-2000) as the only coaches in program history to reach the milestone.
- Under Thompson, Auburn has hosted back-to-back regionals for the first time in program history (2022-23), three regionals in four years for the first time in program history (2022-23, 25) and has made a NCAA regional in six of the last eight postseasons, including four Super Regional appearances (2018-19, '22, '25) and two College World Series appearances (2019, '22).

COACHING CAMARADERIE

- Auburn is one of two SEC programs with three coaches entering their ninth season together (Ole Miss).
- The 36 years of collective experience at Auburn are the fourth most among SEC coaching staffs at their current institutions.
 - Butch Thompson: 13 years (2006-08, 16-pres)
 - Karl Nonemaker: 11 years (2005-07, 18-pres)
 - Gabe Gross: 10 years (2012-13, 18-pres)
 - Everett Teaford: 2 years (2024-pres)

PACKING OUT PLAINSMAN PARK

- Playing in a newly-renovated Plainsman Park last year, the Tigers shattered the single-season attendance record for the fourth straight season and ranked in the top 10 in the country in both total and average attendance (5,603).
 - 2025: 201,703
 - 2024: 131,576
 - 2023: 129,948
 - 2022: 127,947
- Through the regular season, 180,462 total fans have come through the turnstiles at Plainsman Park, the second highest total in program history.

HONORING AN ALL-TIME GREAT

- Auburn inducted former Tiger and 2015 American League MVP Josh Donaldson into its Wall of Fame during a pregame ceremony last Friday, putting his No. 4 jersey on the left field wall along with No. 15 Tim Hudson, No. 29 Bo Jackson, No. 31 Gregg Olson and No. 35 Frank Thomas.
- The other four members of the Wall of Fame were inducted in 2010.

AUBURN IN THE PROS

- Auburn enters the 2026 professional season with 36 players in professional baseball, including five currently on MLB rosters.
- Since 2020, the Tigers have had 13 players make their MLB debut, marking the third most in the SEC.
- Following the 2025 season, a program-record 11 Tigers got the opportunity to enter professional baseball.

GETTING DUDES DRAFTED

- In 10 years under Butch Thompson, Auburn has had 49 draft picks, including 25 in the top 10 rounds and 15 in the top five rounds.
- Both top-10 and top-five rounds totals are good for the most in a 10-year span in program history.
- The five top-10 rounds picks in 2025 was a program record, headlined by Ike Irish becoming the fifth highest player drafted in program history (19th overall, Baltimore).
 - Casey Mize: No. 1 (2018)
 - Gregg Olson: No. 4 (1988)
 - Frank Thomas: No. 7 (1989)
 - Gabe Gross: No. 15 (2001)
 - Ike Irish: No. 19 (2025)

THE LAST TIME...

BATTING SUPERLATIVES

5 hits in a game
6 hits in a game
Reached base 6 times
Reached base 7 times
4 runs in a game
5 runs in a game
6 runs in a game
10-game hitting streak
15-game hitting streak
20-game hitting streak
25-game hitting streak
30-game hitting streak
3 doubles in a game
4 doubles in a game
2 triples in a game
3 triples in a game
2 home runs in one game
3 home runs in one game
7 RBI in a game
8 RBI in a game
9 RBI in a game
10 RBI in a game
Grand slam home run
Inside-the-park home run
HR to begin game
Two HR in one inning
HR in consecutive at-bats
HR in three consecutive at-bats
HR in consecutive games
HR in three consecutive games
HR in three consecutive SEC games
HR in four consecutive games
HR in four consecutive SEC games
HR in five consecutive games
Walk-off HR
Pinch-hit HR
Pinch-hit grand slam
HR in first at-bat of season
HR in both games of DH
Hit for the cycle
Hit from both sides of plate in same inning
Two hits in same inning
Stole home
Stole two bases in a game
Stole three bases in a game
Stole four bases in a game
Hit by a pitch 2 times in a game
Hit by a pitch 3+ times in a game
Scored 20 or more runs
Scored 25 or more runs
Scored 30 or more runs
Scored 5 runs in an Inning
Scored 6 runs in an Inning
Scored 7 runs in an Inning
Scored 8 runs in an Inning
Scored 9 runs in an Inning
Scored 10+ runs in an Inning
Recorded 10+ hits in an Inning
Scored in every inning
Recorded 15-19 hits
Recorded 20 or more hits
Hit 3 or more home runs in an inning
Hit 3 or more home runs in a game
Hit 5 or more home runs in a game
Hit 6 or more home runs in a game
Hit 7 or more home runs in a game
Hit back-to-back home runs
Hit back-to-back-to-back home runs
Had 5 doubles
Had 6 doubles
Had 7 doubles
Had 8 doubles
Had 9+ doubles
Stole 5 bases in a game
Stole 6 bases in a game
Stole 7 bases in a game
Stole 8 bases in a game
Walked 10+ times
Did not strike out in a game

Ike Irish at #24 Kentucky [5-for-6, 2B, 2 HR] (3/22/25)
Tyler Johnstone vs. Elon [6-for-7, 2B, 3B] (2/25/05)
Kason Howell vs. Florida State [4-5, 2 BB] (6/4/22)
Brody Moore vs. Florida State [5-5, 2BB] (6/4/22)
Chris Rembert at UAB (5/5/26)
Sonny DiChiara vs. Florida State (6/4/22)
Bryson Ware vs. Alabama A&M (2/24/21)
Chris Rembert, 11 games (current)
Eric Guevara, 17 games (3/27-4/24/26)
A. Grier, 22 games, (5/31/15-3/22/16)
Justin Fradejas, 27 games (3/23-5/7/10)
Casey Dunn, 31 games (2/22 [G1]-4/15/97)
Cooper McMurray vs. Stetson (5/31/25)
Ken Dempsey vs. Georgia (1971)
Kason Howell vs. #1 LSU (5/7/23) never
Bub Terrell vs. #5 Georgia (5/16/26)
Ethin Bingaman vs. #9 Oklahoma (4/26/26)
Ethin Bingaman vs. #9 Oklahoma (4/26/26)
Justin Bryant at Georgia (3/19/10)
Cole Foster vs. Southeastern (6/3/22)
Bob Berry vs. Huntington (4/15/82)
Logan Gregorio vs. Kentucky (4/12/26)
Kason Howell vs. Southeastern (3/11/23)
Mason McCraine vs. #9 Oklahoma (4/24/26)
Cole Foster vs. Southeastern [1st] (6/3/22)
Bub Terrell vs. #5 Georgia (5/16/26)
Ike Irish at #1 Texas (4/18-19/25)
Bub Terrell vs. #5 Georgia (5/15-16/26)
Chase Fralick vs. #9 OU/at #7 TAMU (4/26-5/2/26)
Chase Fralick vs. #9 OU/at #7 TAMU (4/26-5/2/26)
Chase Fralick vs. #9 OU/at #7 TAMU (4/25-5/2/26)
Chase Fralick vs. #9 OU/at #7 TAMU (4/25-5/2/26)
Chase Fralick vs. #9 OU/at #7 TAMU (4/24-5/2/26)
Mason Maners vs. Austin Peay (3/8/24)
Andrew Dutton vs. Jax State (5/13/25)
Edouard Julien vs. BYU (G1 - 3/3/18)
Steven Williams vs. Longwood (2/17/18)
Lucas Steele vs. South Carolina (5/9/25)
Judd Ward [3B, 1B, HR, 2B] vs. Illinois-Chicago (G1 - 2/15/20)
Cole Foster [1st] vs. Southeastern (6/3/22)
Chris Rembert [1B, 1B] vs. #5 Georgia [5th] (5/16/26)
Josh Hall vs. Kansas State (2/20/22)
Bristol Carter at #10 Mississippi State (5/9/26)
Chris Rembert vs. #5 Georgia (5/16/26)
Cooper Weiss vs. Samford (2/27/24)
Bristol Carter vs. Samford (4/21/26)
Chase Fralick vs. South Carolina (5/9/25) (3) (5/9/25)
24 vs. South Carolina (5/8/25)
25 vs. Longwood (2/17/18)
33 vs. Alabama A&M (2/24/21)
5, at #10 Mississippi State [5th] (5/9/26)
6, vs. #5 Georgia [5th] (5/16/26)
7, vs. Kentucky [5th] (4/12/26)
8, vs. Youngstown State [5th] (G2 - 2/14/26)
9, vs. Samford [1st] (4/21/26)
11, vs. Jax State [4th] (5/13/25)
11, vs. Furman (5th) (2/12/00)
vs. Austin Peay (3/10/24)
17, vs. #5 Georgia (5/16/26)
20, vs. Youngstown State (G2 - 2/14/26)
3, at Missouri [4th] (5/10/24)
3, vs. #5 Georgia (5/16/26)
6, vs. #9 Oklahoma (4/26/26)
6, vs. #9 Oklahoma (4/26/26)
7, vs. Southeastern (6/3/22)
E. Guevara & B. Terrell vs. UAB [3rd] (3/10/26)
Bliss, Miller & Woley vs. Texas A&M [1st] (5/15/21)
5, vs. Alabama State (3/18/25)
6, vs. Jax State (5/13/25)
7, vs. Austin Peay (3/10/24)
8, vs. Stetson (5/31/25)
11, vs. Alabama A&M (2/24/21)
5, at #22 Ole Miss (5/17/25)
6, vs. Eastern Kentucky (2/18/24)
7, vs. Presbyterian (5/8/12)
8, vs. Alcorn State (2/22/12)
12, vs. Nebraska (3/1/26)
vs. Belmont (3/11/12)

PITCHING SUPERLATIVES

INDIVIDUAL
Nine-inning no-hitter
Nine-inning no-hitter (combined)
Seven-inning no-hitter
Nine-inning perfect game
Seven-inning perfect game
Nine-inning one-hitter (individual)
Nine-inning one-hitter (combined)
Five-inning one-hitter
Nine-inning two-hitter (individual)
Nine-inning two-hitter (combined)
Complete game
Complete game shutout
Consecutive complete games
Struck out 10 batters
Struck out 11 batters
Struck out 12 batters
Struck out 13 batters
Struck out 15 batters
TEAM
Struck out 15+ batters
Struck out 20+ batters
Struck out 15 batters consecutive games
Struck out 40+ batters in a series
Shut out an opponent
Consecutive shutouts
Three straight shutouts
Shut out an SEC opponent
Shut out an SEC opponent on the road
Consecutive SEC shutouts
Consecutive SEC shutouts on the road
Was shut out
Was held to one hit
Was no hit
FIELDING SUPERLATIVES
2 errors in a game
3 errors in a game
4 errors in a game
3 double plays turned in a game
4 double plays turned in a game
5 double plays turned in a game
Triple play (Auburn)
Triple play (Opponent)
Threw a runner out at HP to end game
MISC. SUPERLATIVES
Won 10 or more consecutive games
Won 15 or more consecutive games
Won 8 or more consecutive SEC games
Lost 5 or more consecutive games
Home winning streak
Road winning streak
Season-opening winning streak
Extra-innings victory
Extra-innings loss
Swept a 3-game series
Swept a road series
Swept a road SEC series
Swept a SEC series
Swept a 4-game series
Swept a doubleheader
Allowed 3 runs or fewer in a three-game series
Allowed 3 runs or fewer in a four-game series
Allowed 3 runs or fewer in a SEC series
Allowed 4 runs or fewer in a series
Allowed 4 runs or fewer in a SEC series
Allowed 3 runs or fewer in a road series
Allowed 3 runs or fewer in a SEC road series
Overcome a deficit of 7+ runs
Won a 1-0 game
Lost a 1-0 game
Walk-off win
Walk-off loss
Casey Mize vs. Northeastern (3/9/18)
Mike Mueller [2.0], Lee Carter [1.0],
Brandon Channell [1.0], Reid Price [1.0], Andrew Skinner [1.0], Arnold
Hughey [1.0], Ken Clayton [1.0], Cory Dueitt [0.2], Sean Jones [0.1] vs. UAB (3/19/02)
Jason Johnson vs. LaGrange College (4/30/91)
Eric Brandon vs. Murray State (3/2/02)
Jason Johnson vs. LaGrange College (4/30/91)
Keegan Thompson vs. Presbyterian (3/1/14)
Tanner Burns [7.0], Cody Greenhill [2.0]
vs. Chicago State (3/6/20)
Kevin Davis [3.2], Jacob Milliman [1.1], vs. Radford (2/22/15)
Tanner Burns [9.0] vs. Cincinnati (3/1/19)
Jake Marciano [5.0], Drew Whalen [3.0],
Garrett Brewer [1.0] vs. Youngstown State (2/13/26)
Andreas Alvarez at #7 Texas A&M [7] (G1 - 5/2/26)
Alex Petrovic vs. Kentucky [7] (4/12/26)
K. Thompson vs. Arkansas & LSU (4/4 & 4/11/15)
10 by Andreas Alvarez vs. #15 Arkansas (4/2/26)
11 by Andreas Alvarez at #7 Texas A&M (G1 - 5/2/26)
12 by Jake Marciano vs. Youngstown State (2/13/26)
13 by Casey Mize vs. Texas A&M (3/16/18)
15 by Tanner Burns vs. Cincinnati (3/1/19)
15, Andreas Alvarez [10], LJ Cormier [5]
vs. #15 Arkansas (4/2/26)
20, Fuller [4], Watson [4], Anderson [3], Greenhill [4],
Skipper [3], Wade [2] vs. #9 Arkansas (4/5/19)
vs. Ga State, at Missouri (4/5-7/16)
43, vs. Youngstown State (2/13-14/26)
7-0 vs. #9 Texas A&M (5/22/26)
11-0 [7] / 13-0 [7] vs. Kentucky/Ala. State (4/12-14/26)
2-0 vs. UT Martin / 6-0 vs. UTSA / 5-0 vs. UTSA (3/6-9/19)
7-0 vs. #9 Texas A&M (5/22/26)
2-0 at Missouri (3/13/26)
5-0 and 4-0 at Miss. State (3/27-28/15)
5-0 and 4-0 at Miss. State (3/27-28/15)
0-5 vs. #2 Texas (3/22/26)
vs. #24 Missouri (4/1/18)
vs. #13 Arkansas (5/25/17)
Brandon McCraine vs. Samford (3/3/26)
Luke Jarvis vs. Presbyterian (3/11/17)
Brett Burnham at Alabama (4/5/00)
vs. Oregon State (3/1/25)
at #1 Arkansas (4/4/21) never
vs. Memphis (5/22/78)
at Florida [4th] (3/15/08)
Parker Carlson at #24 Kentucky (3/22/25)
12 (2/28-3/20/26)
15 (2/24-3/22/19)
9 (5/6-23/23)
6 (4/6-13/24)
21 (1964-66)
14 (1967/1995)
17 (2/7-3/5/97)
4-3, at Missouri [10 inn.] (G1 - 3/14/26)
8-9, vs. Nebraska [10 inn] (2/27/26)
at Missouri (3/13-14/26)
at Missouri (3/13-14/26)
at Missouri (3/13-14/26)
at Missouri (3/13-14/26)
Rhode Island (3/4-6/22)
at Missouri (3/14/26)
1, vs. Winthrop (3/6-8/26)
3, vs. Rhode Island (3/4-6/22)
3, vs. Miss. State (3/27-29/15)
1, vs. Winthrop (3/6-8/26)
4, vs. Georgia (4/23-25/15)
3, vs. Miss. State (3/27-29/15)
3, vs. Miss. State (3/27-29/15)
7 runs, [0-7] vs. Mississippi State (4/23/23)
vs. #21 Georgia Tech (4/22/25)
vs. Ohio State (2/15/14)
4-3, vs. #2 Texas [9 inn.] (3/20/26)
2-3, at #22 Alabama [9 inn.] (3/28/26)

HITTER PROFILES

14 • CADE BELVEU OF

6-3 • 215 • JR • Auburn, AL • Auburn

- Collected a hit and drove in at least a run in each of the last two games vs. Georgia (5/15-16)
- Hit a sac fly in the 2nd inning and his first HR of the season in the 5th inning of the finale
- Entered in place of Mason McCraine in the opener at Texas A&M and went 3-for-3 with 2 R, 2 RBI (5/2)
- Drawn 41 career HBP's, setting the program record with his 40th HBP at Texas A&M (5/2)

CAREER STATISTICS

YEAR	AVG	GP-GS	AB	R	H	2B	3B	HR	RBI	SB-A
2024	.284	38-26	95	28	27	5	2	8	20	4-5
2025	.278	41-37	126	34	35	4	1	5	20	12-15
2026	.221	33-21	77	13	17	3	0	1	11	1-2
TOTAL	.265	112-84	298	75	79	12	3	14	51	17-22

SEASON HIGHS

AB: 4, 10 times
R: 2, four times
H: 3, two times
2B: 1, three times
HR: 1, Georgia (5/16)
RBI: 2, four times

CAREER HIGHS

6, at Missouri (5/10/24)
 4, Holy Cross (2/16/25)
 3, five times
 2, at UAB (4/3/24)
 1, 14 times
 4, two times

18 • ETHIN BINGAMAN UTL

5-11 • 201 • FR • Corona, CA • Corona

- Second Team All-SEC and SEC All-Freshman Team
- AU's second straight freshman to earn Second Team All-SEC honors (hadn't been done since '08 previously)
- Led the team/SEC freshmen with 32 RBI in SEC play, the most by an AU freshman since at least 1993
- Led the team by hitting .392 (31-for-79) with 22 R, 5 2B, 6 HR, 28 RBI in the last seven series
- Became the first freshman in program history with a 3-HR game in the rubber game vs. Oklahoma (4/26)
- Hit a pair of homers in the finale vs. Louisville (2/22), becoming the first Auburn freshman with a multi-homer game since Brian Fletcher in 2008
- Weekly awards after Oklahoma series during which he went 6-for-12 (.500) with 3 R, 1 2B, 3 HR, 7 RBI:
 - Baseball American National Team of the Week
 - NCAA Baseball Lineup of the Week
 - Perfect Game Co-Freshman of the Week
 - SEC Co-Freshman of the Week
- Selected by Arizona in the 20th rd of the 2025 draft
- Rated by D1 Baseball as the No. 25 1B in Week 12

CAREER STATISTICS

YEAR	AVG	GP-GS	AB	R	H	2B	3B	HR	RBI	SB-A
2026	.324	52-49	182	51	59	7	0	11	42	3-4

SEASON HIGHS

AB: 5, seven times
R: 3, four times
H: 3, four times
2B: 1, seven times
HR: 3, Oklahoma (4/26)
RBI: 7, Oklahoma (4/26)

CAREER HIGHS

5, seven times
 3, four times
 3, four times
 1, seven times
 3, Oklahoma (4/26/26)
 7, Oklahoma (4/26/26)

5 • BRISTOL CARTER OF

5-11 • 194 • JR • Oak Ridge, NC • ECU

- Leads the team in SB (29), OBP (.437), BB (29) and ranks second in R (46)
- His 29 SB are 2nd in the SEC and 4th in AU history
- His next SB will make him the first AU player since 2012 with 30+ SB in a single season
- Went 2-for-3 with a BB and 3 R in the finale at State (5/9)
- Hit a walk-off single ultimately scoring three runs in the series opener vs. Texas (3/20)
- Turned in a .989 fielding percentage with three outfield assists in CF

CAREER STATISTICS

YEAR	AVG	GP-GS	AB	R	H	2B	3B	HR	RBI	SB-A
2024*	.346	56-46	159	30	55	7	1	2	31	4-5
2025	.243	50-40	140	24	34	7	0	2	13	14-18
2026	.297	47-43	145	48	43	7	0	2	25	29-30
TOTAL	.297	153-129	445	102	132	21	1	6	69	47-53

SEASON HIGHS

AB: 6, two times
R: 3, six times
H: 3, two times
2B: 1, six times
HR: 1, two times
RBI: 3, two times

CAREER HIGHS

7, at William & Mary (4/16/24)
 3, six times
 4, at Memphis (4/27/24)
 1, 20 times
 1, six times
 3, four times

44 • CHASE FRALICK C/IF

6-2 • 227 • SO • Peachtree City, GA • McIntosh

- Became the first AU player since Tim Lemons in 1985 to homer in five straight games (4/24-5/2)
- Hit the game-winning HR to leadoff the 9th inning in the middle game at Miss. State (5/8)
- Is hitting .339 (19-for-56) with 7 HR in last five series
- Leads the team in 2B (15) and TB (120) while ranking 2nd in HR (13) and T-2nd in RBI (42)
- His 10 HR as the catcher are the most since 2018
- 2026 Buster Posey Award Semifinalist
- Rated by D1 Baseball as the No. 5 C in Week 12

CAREER STATISTICS

YEAR	AVG	GP-GS	AB	R	H	2B	3B	HR	RBI	SB-A
2025	.335	59-58	212	36	71	17	0	4	41	0-0
2026	.316	55-55	209	44	66	16	1	14	45	1-1
TOTAL	.325	114-113	421	80	137	33	1	18	86	1-1

SEASON HIGHS

AB: 5, nine times
R: 2, 13 times
H: 3, three times
2B: 2, Georgia Tech (3/17)
HR: 2, at Texas A&M (5/2)
RBI: 3, five times

CAREER HIGHS

6, at Kentucky (3/22/25)
 3, two times
 4, two times
 2, two times
 2, at Texas A&M (5/2/26)
 4, Old Dominion (3/7/25)

34 • LOGAN GREGORIO C/OF

6-1 • 203 • SR • Yorkville, IL • Northern Illinois

- Exited the middle game at Florida (4/17) with an injury and made his first appearances since at UAB (5/5)
- Led the team with six RBI and went 5-for-13 (.385) in four games from Apr. 7-12
- Hit a grand slam to cap off the 7-run 5th inning in the series finale vs. Kentucky (4/12)
- Hit a go-ahead HR in the 2nd vs. GT (3/17), his first at AU
- Set the NIU single-season record for total bases (151) while ranking 2nd in HR (18) and RBI (69)
- Including two years at Benedictine University (DIII), he ranks 3rd among active SEC players in career RBI (192)

CAREER STATISTICS

YEAR	AVG	GP-GS	AB	R	H	2B	3B	HR	RBI	SB-A
2025*	.332	54-54	229	51	76	19	1	18	69	0-1
2026	.218	25-16	55	5	12	0	0	2	13	0-0
TOTAL	.310	79-70	284	56	88	19	1	20	82	0-1

SEASON HIGHS

AB: 5, Nebraska (3/1)
R: 1, five times
H: 2, two times
2B: --
HR: 1, two times
RBI: 4, Kentucky (4/12)

CAREER HIGHS

7, Ohio (4/5/25)
 4, at Kent State (3/9/25)
 5, at Kent State (3/9/25)
 2, two times
 2, two times
 5, three times

8 • ERIC GUEVARA IF

5-11 • 207 • SO • Panama • Georgia Premier

- SEC All-Defensive Team at 3B for second straight season
- Turned in .962 fielding percentage in 131 total chances at 3B this season, including .977 mark in league play
- Leads the team with seven games of 3+ RBI
- Second on the team with seven games of 3+ hits
- Went on a 17-game hitting streak from 3/27-4/24 during which he hit .441 (30-for-68)
- Turned in his fifth career 4-hit game with 3 XBH (2 2B, HR) in the finale vs. Oklahoma (4/26)
- Starting with his first career 2-HR game vs. Alabama State, hit six HR with 19 RBI in 12 games from 4/14-5/5
- Weekly awards after Oklahoma series during which he went 7-for-12 (.583), 5 R, 2 2B, 2 HR, 6 RBI:
 - Baseball American National Team of the Week
 - NCAA Baseball Lineup of the Week
 - NCBWA Co-Hitter of the Week
 - SEC Player of the Week
- NCBWA Dick Howser Trophy Semifinalist
- Rated by D1 Baseball as the No. 8 3B in Week 12

CAREER STATISTICS

YEAR	AVG	GP-GS	AB	R	H	2B	3B	HR	RBI	SB-A
2024	.204	21-16	54	7	11	2	0	2	11	0-0
2025	.331	36-33	124	28	41	11	1	5	29	2-4
2026	.341	54-54	214	46	73	12	0	12	49	3-3
TOTAL	.319	111-103	392	81	125	25	1	19	89	5-7

SEASON HIGHS

AB: 5, 12 times
R: 4, Oklahoma (4/26)
H: 4, two times
2B: 2, three times
HR: 2, Alabama State (4/14)
RBI: 5, Alabama State (4/14)

CAREER HIGHS

6, at Ole Miss (5/16/25)
 4, Oklahoma (4/26/26)
 4, five times
 2, two times
 2, Alabama State (4/14/26)
 5, two times

23 • EDDIE MADRIGAL IF/OF

6-2 • 203 • R-JR • Elk Grove, Calif. • St. Mary's

- Went 3-for-3 with his first HR vs. Samford (4/21)
- Matched a season high with 3 hits in the opener at Texas A&M (5/2)
- Ranked top 10 in the NCAA in RBI (78) and top 15 in HR (21) at St. Mary's in 2025

CAREER STATISTICS

YEAR	AVG	GP-GS	AB	R	H	2B	3B	HR	RBI	SB-A
2023*	.254	18-17	59	7	15	2	0	1	8	2-2
2024*	.286	4-1	7	1	2	0	0	1	1	0-0
2025*	.368	62-62	242	66	89	13	2	21	78	9-10
2026	.244	26-23	78	8	19	3	0	1	6	1-2
TOTAL	.324	110-103	386	82	125	18	2	24	93	12-14

SEASON HIGHS

AB: 4, seven times
R: 2, two times
H: 3, three times
2B: 1, three times
HR: 1, vs. Samford (4/21)
RBI: 2, three times

CAREER HIGHS

6, vs. Santa Clara (5/17/25)
 4, vs. San Diego (5/24/25)
 4, two times
 2, two times
 2, two times
 5, two times

11 • B. McCRAINE IF/OF

6-3 • 184 • R-FR • Salem, AL • Smiths Station

- Leads the team and ranks 7th in SEC with .352 AVG
- Leads the team with eight games of 3+ hits
- Went 4-for-4 with 2 2B and 2 RBI in the finale vs. UGA, marking his second game this season with 4 hits
- Went 5-for-9 in the first two games at Texas A&M, hitting his 1st HR and drive in four in the opener (5/2)
- Started at SS in all 30 league games; .955 fielding pct

CAREER STATISTICS

YEAR	AVG	GP-GS	AB	R	H	2B	3B	HR	RBI	SB-A
2026	.349	55-54	186	35	65	10	1	1	28	16-19

SEASON HIGHS

AB: 5, three times
R: 3, three times
H: 4, two times
2B: 2, Georgia (5/16/26)
HR: 1, at Texas A&M (5/2)
RBI: 4, at Texas A&M (5/2)

CAREER HIGHS

5, three times
 3, three times
 4, two times
 2, Georgia (5/16/26)
 1, at Texas A&M (5/2/26)
 4, at Texas A&M (5/2/26)

17 • M. McCRAINE OF/LHP

6-6 • 206 • FR • Salem, AL • Glenwood

- Is hitting .324 (22-for-68) with 6 2B, 4 HR, 10 RBI in 17 games as the leadoff hitter
- Hitting .356 (21-for-59) in the last five series
- Earned second SEC Freshman of the Week honors after hitting .385 with 3 HR and 7 RBI in the Florida series
- Was inserted into the leadoff spot in the middle game and turned in the 2nd multi-HR game by a freshman

CAREER STATISTICS

YEAR	AVG	GP-GS	AB	R	H	2B	3B	HR	RBI	SB-A
2026	.310	43-41	145	37	45	9	1	6	35	5-8

SEASON HIGHS

AB: 5, eight times
R: 2, 12 times
H: 4, Nebraska (2/28)
2B: 1, nine times
HR: 2, at Florida (4/17)
RBI: 6, Nebraska (2/28)

CAREER HIGHS

5, eight times
 2, 12 times
 4, Nebraska (2/28/26)
 1, nine times
 2, at Florida (4/17/26)
 6, Nebraska (2/28/26)

2 • CHRIS REMBERT IF/OF

6-0 • 209 • SO • Pensacola, FL • Pensacola Catholic

- First Team All-SEC honoree at 2B
- Leads the team with 23 multi-hit games and 46 multi-hit contests in the last two seasons
- T-2nd on the team with six games of 3+ RBI
- Has multiple hits in 14 of the last 21 games, hitting .398 (35-for-88) during the span
- Hitting .459 (17-for-37) during nine-game hit streak
- Hit .360 (32-for-89) in the last seven series
- His HR in the finale at MSU was his first since Mar. 24
- Rated by D1 Baseball as the No. 5 2B in Week 12

CAREER STATISTICS

YEAR	AVG	GP-GS	AB	R	H	2B	3B	HR	RBI	SB-A
2025	.344	57-56	209	49	72	14	0	10	46	6-10
2026	.347	50-50	199	33	69	13	1	4	43	11-16
TOTAL	.346	107-106	408	82	141	27	1	14	89	17-26

SEASON HIGHS

AB: 5, 17 times
R: 4, at UAB (5/5)
H: 3, six times
2B: 2, Georgia (5/15)
HR: 1, four times
RBI: 4, vs. South Alabama (3/24)

CAREER HIGHS

6, three times
 4, at UAB (5/5/26)
 4, two times
 2, two times
 1, 14 times
 6, South Carolina (5/8/25)

10 • LUCAS STEELE C/OF

6-0 • 220 • SR • Hoover, AL • Samford

- Made his first start since Apr. 18 at UAB and went 1-for-4
- Hit a two-run HR in the 6th vs. ASU (4/14), his 2nd of the season and 40th of his career
- Entered the season among SEC active career leaders in: RBI (157; T-1st), HR (38; 3rd), walks (92; 5th) and games played (163; 8th)

CAREER STATISTICS

YEAR	AVG	GP-GS	AB	R	H	2B	3B	HR	RBI	SB-A
2023*	.315	61-57	203	43	64	15	1	16	51	0-0
2024*	.245	56-54	200	43	49	10	3	13	61	3-3
2025	.270	46-44	159	28	43	8	0	9	45	2-2
2026	.171	33-22	76	14	13	1	0	2	10	0-0
TOTAL	.265	196-177	638	128	169	34	4	40	167	5-5

SEASON HIGHS
AB: 4, eight times
R: 3, Alabama State (4/14)
H: 2, two times
2B: 1, at Missouri (3/14)
HR: 1, two times
RBI: 4, UAB (3/10)

CAREER HIGHS
R: 3, Alabama State (5/8/25)
H: 4, two times
2B: 2, three times
HR: 2, two times
RBI: 6, at ETSU (3/24/23)

19 • BUB TERRELL OF/IF

6-3 • 237 • SO • Meridian, MS • Thompson

- Finished the regular season going 3-for-5 with his first career multi-HR game and season high four RBI
- Led the team with nine HR in the last seven series, hitting at least one HR in all seven weekends
- Led the team with 10 HR, 2nd with 22 RBI in SEC play
- Went on a career best 13-game hit streak from 4/18-5/12
- 10 of his HR have come since Apr. 4; hit 5 all of 2025
- Rated by D1 Baseball as the No. 76 OF in Week 12
- Turned in .978 fielding pct with four outfield assists

CAREER STATISTICS

YEAR	AVG	GP-GS	AB	R	H	2B	3B	HR	RBI	SB-A
2025	.300	57-50	203	38	61	17	0	5	41	4-6
2026	.304	54-54	207	40	63	12	0	15	42	3-5
TOTAL	.302	111-104	410	78	124	29	0	20	83	7-11

SEASON HIGHS
AB: 5, 13 times
R: 3, two times
H: 3, six times
2B: 2, Cincinnati (2/17)
HR: 2, Georgia (5/16)
RBI: 4, Georgia (5/16)

CAREER HIGHS
R: 3, two times
H: 4, NC State (6/1/25)
2B: 3, Jax State (5/13/25)
HR: 2, Georgia (5/16/26)
RBI: 5, Jax State (5/13/25)

PITCHER PROFILES

21 • ANDREAS ALVAREZ RHP

5-11 • 199 • SO • Seminole, FL • Northside Christian

- Second on the team with 8 wins, joining Petrovic as first teammates since 2000 with 8+ wins
- Struck out a career high 11 and turned in his first complete game in the opener at A&M (5/2)
- The game marked his third this season with 10+ Ks
- Made his first weekend start and recorded 10 Ks in the opener vs. Arkansas (4/2)
- Struck out 10 against the No. 1 offense in the country vs. Georgia Tech (3/17)
- Didn't allow an ER in 27.2 IP from Mar. 3-Apr. 2
- Baseball American Pitcher of the Year watch list
- National Pitcher of the Year Award semifinalist
- Rated by D1 Baseball as the No. 24 SP in Week 12

CAREER STATISTICS

YEAR	ERA	W-L	G/S	IP	H	R	ER	BB	K	BAA
2025	4.80	3-1	14/9	45.0	47	27	24	18	34	.272
2026	3.30	9-3	14/14	73.2	63	32	27	28	102	.230
TOTAL	3.87	12-4	28/23	118.2	110	59	51	46	136	.246

SEASON HIGHS
IP: 7.0, two times
H: 9, Georgia (5/15)
R: 8, Georgia (5/15)
ER: 8, Georgia (5/15)
K: 11, at Texas A&M (5/2)
BB: 4, Georgia (5/15)
PC: 114, at Texas A&M (5/2)

CAREER HIGHS
IP: 7.0, two times
H: 9, Georgia (5/15/26)
R: 8, Georgia (5/15/26)
ER: 8, Georgia (5/15/26)
K: 11, at Texas A&M (5/2/26)
BB: 4, Georgia (5/15/26)
PC: 114, at Texas A&M (5/2/26)

12 • GARRETT BREWER LHP

6-3 • 174 • JR • Eau Claire, MI • Michigan State

- T-2nd on the team in appearances (16)
- Turned in a clean 8th with a K at Jax State (5/12)
- Pitched a scoreless 9th with two Ks at UAB (5/5)
- Turned in a season-high 3.2 scoreless IP with 6 Ks in the middle game vs. Kentucky (4/11)
- Entered the game with the score 5-3 with two on and one out and ultimately escaped a bases-loaded jam with back-to-back strikeouts

CAREER STATISTICS

YEAR	ERA	W-L	G/S	IP	H	R	ER	BB	K	BAA
2024*	4.22	0-0	9/1	10.2	12	8	5	13	17	.286
2025*	3.47	2-2	17/0	34.1	29	20	17	13	41	.223
2026	5.00	1-2	16/0	18.0	19	12	10	9	26	.260
TOTAL	4.57	3-4	42/1	63.0	60	40	32	35	84	.245

SEASON HIGHS
IP: 3.2, Kentucky (4/11)
H: 3, two times
R: 2, five times
ER: 2, four times
K: 6, Kentucky (4/11)
BB: 3, at Alabama (3/29)
PC: 58, Kentucky (4/11)

CAREER HIGHS
IP: 5.0, Oregon (5/4/25)
H: 5, Minnesota (5/17/25)
R: 4, three times
ER: 4, two times
K: 7, Minnesota (5/17/25)
BB: 3, two times
PC: 67, Oregon (5/4/25)

42 • ABE CHANCELLOR RHP

6-3 • 181 • R-SR • Dothan, AL • Lurleen B. Wallace

- Hasn't allowed a run with 4 H, 4 BB, 11 Ks in his last nine appearances and 11.1 IP dating back to Mar. 22
- Turned in 1.1 scoreless IP in the opener at Miss. State
- Recorded the final two outs of the 9th inning of the middle game vs. Oklahoma (4/25)
- Turned in a career-high 3.0 scoreless IP in the opener at Florida (4/16)
- Struck out the side in a scoreless IP vs. Ala. State (4/14)

CAREER STATISTICS

YEAR	ERA	W-L	G/S	IP	H	R	ER	BB	K	BAA
2025	5.79	0-0	4/0	4.2	5	3	3	4	6	.278
2026	0.75	0-0	10/0	12.0	6	1	1	5	12	.154
TOTAL	2.16	0-0	14/0	16.2	11	4	4	9	18	.193

SEASON HIGHS
IP: 3.0, at Florida (4/16)
H: 2, Cincinnati (2/17)
R: 1, Cincinnati (2/17)
ER: 1, Cincinnati (2/17)
K: 3, Alabama State (4/14)
BB: 3, at UAB (5/5)
PC: 34, at Florida (4/6)

CAREER HIGHS
IP: 3.0, at Florida (4/16/26)
H: 2, three times
R: 2, at Ole Miss (5/16/25)
ER: 2, at Ole Miss (5/16/25)
K: 3, two times
BB: 3, at UAB (5/5/26)
PC: 34, at Florida (4/16/26)

27 • C. CHATTERTON RHP

6-0 • 203 • SO • Killen, AL • Brooks

- Auburn's returning leader in starts (14), ERA (4.47), innings (52.1) and strikeouts (60)
- His 60 Ks were the most by an Auburn freshman since Tanner Burns (77) in 2018

CAREER STATISTICS

YEAR	ERA	W-L	G/S	IP	H	R	ER	BB	K	BAA
2025	4.47	4-1	14/14	52.1	37	29	26	18	60	.201
2026	7.00	2-2	10/2	18.0	20	14	14	8	17	.290
TOTAL	5.12	6-3	24/16	70.1	57	43	40	26	77	.225

SEASON HIGHS
IP: 3.0, Cincinnati (2/17)
H: 5, Cincinnati (2/17)
R: 5, at Georgia Tech (3/31)
ER: 5, at Georgia Tech (3/31)
K: 4, two times
BB: 2, three times
PC: 52, Cincinnati (2/17)

CAREER HIGHS
IP: 6.0, two times
H: 6, two times
R: 5, three times
ER: 5, three times
K: 10, vs. Samford (4/29/25)
BB: 3, three times
PC: 83, vs. Old Dominion (3/9/25)

41 • LJ CORMIER RHP

6-1 • 173 • FR • Tuscaloosa, AL • Sipsey

- Leads Auburn relievers in APP (17), K (45) and IP (35.1)
- Just shy of qualifying, his 2.29 ERA would rank 2nd among NCAA freshmen
- Logged a team-best 2.25 ERA in nine SEC appearances
- Turned in season high 4.2 IP in middle game vs. UGA
- Allowed 2 R in 11 APP and 21.2 IP from Mar. 10-May 3, eight of those outings being Power 4 opponents
- Earned his first career win with 5 Ks in 2.0 IP vs. Samford at the Hoover Met
- Earned his first career save with 3.0 IP in the opener vs. Arkansas (4/2)
- Rated by D1 Baseball as the No. 70 RP in Week 12

CAREER STATISTICS

YEAR	ERA	W-L	G/S	IP	H	R	ER	BB	K	BAA
2026	2.06	1-0	18/0	39.1	28	11	9	12	49	.190

SEASON HIGHS
IP: 4.2, Georgia (5/15)
H: 5, Kentucky (4/10)
R: 3, two times
ER: 3, at Mississippi State (5/7)
K: 6, vs. Louisville (2/22)
BB: 2, three times
PC: 69, at Mississippi State (5/7)

CAREER HIGHS
IP: 4.2, Georgia (5/15/26)
H: 5, Kentucky (4/10/26)
R: 3, two times
ER: 3, at Mississippi State (5/7/26)
K: 6, vs. Louisville (2/22/26)
BB: 2, three times
PC: 69, at Mississippi State (5/7/26)

24 • JUSTICE DE JONG RHP

6-3 • 220 • FR • New York, NY • Poly Prep CD

- Turned in a scoreless inning with a K vs. Texas (3/22)
- Pitched a season-high in innings in back-to-back appearances - 1.1 at Bama (3/27), 2.0 at GT (3/31)

CAREER STATISTICS

YEAR	ERA	W-L	G/S	IP	H	R	ER	BB	K	BAA
2026	10.80	0-0	5/0	5.0	7	8	6	1	4	.333

SEASON HIGHS
IP: 2.0, at Georgia Tech (3/31)
H: 3, two times
R: 3, two times
ER: 3, at Alabama (3/27)
K: 2, at Alabama (3/27)
BB: 1, Jax State (4/7)
PC: 24, at Georgia Tech (3/31)

CAREER HIGHS
IP: 2.0, at Georgia Tech (3/31/26)
H: 3, two times
R: 3, two times
ER: 3, at Alabama (3/27/26)
K: 2, at Alabama (3/27/26)
BB: 1, Jax State (4/7/26)
PC: 24, at Georgia Tech (3/31/26)

32 • GRIFFIN GRAVES LHP

5-10 • 176 • JR • Jackson, TN • Trinity Christian

- Made four midweek starts and went 2-1 with a 4.38 ERA with 4 BB and 9 Ks in 12.1 IP
- Pitched a career-high 4.0 scoreless IP at UAB (5/5)
- Made his first career start vs. ASU (4/14) and struck out two in 3.0 perfect innings
- Made his season debut vs. Jax State (4/7) after missing the first seven weekends with a lat strain

CAREER STATISTICS

YEAR	ERA	W-L	G/S	IP	H	R	ER	BB	K	BAA
2024	10.12	1-0	6/0	5.1	7	7	6	6	10	.304
2025	4.63	4-1	13/0	23.1	17	12	12	11	24	.210
2026	6.23	2-1	5/4	13.0	11	9	9	6	9	.244
TOTAL	5.83	7-2	24/4	41.2	35	28	27	23	43	.235

SEASON HIGHS
IP: 4.0, at UAB (5/5)
H: 4, vs. Samford (4/21)
R: 4, at Jax State (5/12)
ER: 4, at Jax State (5/12)
K: 2, Alabama State (4/14)
BB: 3, vs. Samford (4/21)
PC: 57, at Jax State (5/12)

CAREER HIGHS
IP: 4.0, at UAB (5/5/26)
H: 4, vs. Samford (4/21/26)
R: 4, at Jax State (5/12/26)
ER: 4, at Jax State (5/12/26)
K: 5, Coastal Carolina (6/6/25)
BB: 4, LSU (4/13/25)
PC: 57, at Jax State (5/12/26)

13 • ETHAN HARDEN LHP

6-0 • 180 • R-JR • Franklin, Tenn. • Belmont

- 2nd among AU pitchers with 56 career appearances
- Made his Auburn debut vs. Cincinnati (2/17)

CAREER STATISTICS

YEAR	ERA	W-L	G/S	IP	H	R	ER	BB	K	BAA
2022*	3.14	1-1	8/0	14.1	14	6	5	4	15	.275
2023*	2.61	5-1	21/2	48.1	28	16	14	12	43	.171
2025*	2.45	2-2	19/0	29.1	22	14	8	10	32	.202
2026	6.35	0-0	8/0	5.2	9	5	4	2	3	.360
TOTAL	2.86	8-5	56/2	97.2	73	40	31	28	93	.209

SEASON HIGHS

IP: 1.1, at Georgia Tech (3/31)
H: 2, three times
R: 2, Youngstown State (2/14)
ER: 2, Youngstown State (2/14)
K: 1, three times
BB: 1, two times
PC: 22, Youngstown State (2/14)

CAREER HIGHS

4.1, Murray State (4/28/23)
 7, UIC (5/7/23)
 7, UIC (5/7/23)
 6, UIC (5/7/23)
 7, Evansville (3/9/22)
 3, UIC (5/7/23)
 63, two times

28 • RYAN HETZLER RHP

5-11 • 176 • JR • Corona, CA • Cal Baptist

- Pitched the final 1.2 IP in the finale at Miss. State (5/9) and 2.0 IP in the finale vs. UGA (5/16)
- Earned his 2nd save of the season in the middle game at Florida (4/17), inducing a GDP with the bases loaded
- Earned the win in 2.0 IP in the finale at Florida (4/18)
- Leads the team with 35 app the last two seasons
- His eight saves in 2025 were tied for the third most by an Auburn pitcher since 2013

CAREER STATISTICS

YEAR	ERA	W-L	G/S	IP	H	R	ER	BB	K	BAA
2024*	2.59	5-1	25/0	41.2	44	14	12	14	38	.284
2025	3.86	2-1	19/0	35.0	38	16	15	4	25	.275
2026	2.59	4-1	16/0	24.1	25	9	7	5	19	.272
TOTAL	3.03	11-3	60/0	101.0	107	39	34	23	82	.278

SEASON HIGHS

IP: 3.0, at Alabama (3/28)
H: 5, at Alabama (3/28)
R: 3, Nebraska (2/27)
ER: 3, Nebraska (2/27)
K: 4, at Missouri (3/14)
BB: 2, Georgia (5/16)
PC: 38, at Missouri (3/14)

CAREER HIGHS

6.0, UTRGV (5/24/24)
 8, at Ole Miss (5/17/25)
 5, Utah Valley (4/28/24)
 5, Utah Valley (4/28/24)
 5, UC Davis (3/1/24)
 3, UConn (3/15/24)
 95, UTRGV (5/24/24)

9 • JETT JOHNSTON RHP

6-0 • 202 • JR • Knoxville, TN • Texas A&M

- Made his first appearance since Apr. 14 at UAB (5/5)
- Turned in a career high 3.0 scoreless IP with 3 Ks in his season debut in the middle game vs. YSU (2/14)

CAREER STATISTICS

YEAR	ERA	W-L	G/S	IP	H	R	ER	BB	K	BAA
2024*	27.00	0-0	2/0	2.0	5	6	6	2	2	.556
2025	4.76	4-0	11/0	11.1	7	7	6	8	11	.171
2026	5.64	0-1	14/0	22.1	25	15	14	4	28	.266
TOTAL	6.56	4-1	27/0	35.2	37	28	26	14	41	.257

SEASON HIGHS

IP: 3.0, Youngstown State (2/14)
H: 3, three times
R: 3, two times
ER: 3, two times
K: 4, two times
BB: 2, Texas (3/22)
PC: 57, vs. Florida State (2/21)

CAREER HIGHS

3.0, Youngstown State (2/14/26)
 3, three times
 5, Houston (4/23/24)
 5, Houston (4/23/24)
 4, three times
 3, Wright State (2/23)
 57, vs. Florida State (2/21/26)

20 • MARCEL KULIK RHP

6-0 • 200 • SO • Eastchester, NY • Virginia Tech

- Turned in a season-high 2.1 scoreless IP with 3 Ks in the 5th-8th innings at Jax State (5/12)
- Hasn't allowed a run in 4 APP and 6.1 IP
- Struck out the side in the 7th vs. Samford (4/21)
- Turned in 1.1 scoreless IP in the middle game vs. UK (4/11)
- Struck out four batters in 1.2 scoreless IP in his SEC debut vs. Texas (3/21)

CAREER STATISTICS

YEAR	ERA	W-L	G/S	IP	H	R	ER	BB	K	BAA
2025*	7.07	1-0	13/0	14.0	15	12	11	10	16	.268
2026	4.91	0-0	9/0	11.0	14	6	6	3	14	.311
TOTAL	6.12	1-0	22/0	25.0	29	18	17	13	30	.287

SEASON HIGHS

IP: 2.1, at Jax State (5/12)
H: 4, Jax State (4/7)
R: 2, three times
ER: 2, three times
K: 4, Texas (3/21)
BB: 1, three times
PC: 34, at Jax State (5/12)

CAREER HIGHS

3.0, James Madison (2/26/25)
 4, two times
 3, two times
 3, two times
 5, James Madison (2/26/25)
 2, two times
 49, James Madison (2/26/25)

4 • JAKE MARCIANO LHP

6-3 • 180 • SO • Bayville, NJ • Virginia Tech

- Finished 3rd in the SEC in ERA (2.74)
- Named the SEC Pitcher of the Week after turning in 7.0 scoreless IP in his SEC debut at Missouri (3/13)
- Three of his first four SEC starts were 1 R or less in 7.0 IP
- Leads the team w/ seven quality starts (6.0+ IP, 3 ER or less), the most by an AU pitcher since 2018 (Mize)
- Struck out a career-high 12 batters in 5.0 IP in his Auburn debut in the season opener
- His 12 Ks were tied for the most in the league and the most by an Auburn pitcher since 2019
- Baseball American Pitcher of the Year watch list
- National Pitcher of the Year Award semifinalist
- Golden Spikes Award midseason watch list
- D1 Baseball Second Team Midseason All-America
- Perfect Game Third Team Midseason All-America
- Rated by D1 Baseball as the No. 8 SP in Week 12

CAREER STATISTICS

YEAR	ERA	W-L	G/S	IP	H	R	ER	BB	K	BAA
2025*	6.08	4-2	15/14	60.2	70	42	41	18	71	.280
2026	2.64	5-5	15/15	81.2	62	29	24	17	100	.208
TOTAL	4.11	9-7	30/29	142.1	132	71	65	35	171	.241

SEASON HIGHS

IP: 7.0, three times
H: 8, Kentucky (4/11)
R: 5, Kentucky (4/11)
ER: 4, two times
K: 12, Youngstown State (2/13)
BB: 3, two times
PC: 102, two times

CAREER HIGHS

7.0, three times
 9, Louisville (3/22/25)
 6, at Duke (4/26/25)
 6, at Duke (4/26/25)
 12, Youngstown State (2/13/26)
 5, Kent State (3/1/25)
 116, at Notre Dame (4/5/25)

43 • ALEX PETROVIC RHP

6-4 • 241 • R-SO • Cypress, TX • Concordian Lutheran

- Tied for league lead with 9 wins, the most by an AU pitcher since 2018 (Casey Mize, 10)
- T-2nd in the league with 6 wins in SEC play
- Auburn won six of the last seven games he started, outscoring the opponent 73-21 during the span
- His 7.2 IP in his first career SEC start at Missouri (3/14) marked the longest start by an AU pitcher since 2023
- Named the SEC Co-Pitcher of the Week after his 7.0-inning CG shutout vs. Kentucky (4/12)
- Earned the win in each of his first three starts, going at 5.0 innings in each outing
- Became the first Auburn pitcher since Casey Mize in 2018 to start a season 3-0 with three 5.0-inning starts
- Rated by D1 Baseball as the No. 60 SP in Week 12

CAREER STATISTICS

YEAR	ERA	W-L	G/S	IP	H	R	ER	BB	K	BAA
2024	5.73	0-0	7/0	11.0	15	8	7	3	17	.313
2025	4.34	1-0	7/5	18.2	13	10	9	4	25	.197
2026	3.38	9-2	14/14	77.1	60	30	29	17	74	.211
TOTAL	3.79	10-2	28/19	107.0	88	48	45	24	116	.221

SEASON HIGHS

IP: 7.2, at Missouri (3/14)
H: 7, two times
R: 4, three times
ER: 4, three times
K: 9, Youngstown State (2/14)
BB: 3, two times
PC: 105, Georgia (5/16)

CAREER HIGHS

7.2, at Missouri (3/14/26)
 7, two times
 5, Alabama State (3/18/25)
 5, Alabama State (3/18/25)
 9, Youngstown State (2/14/26)
 3, two times
 105, Georgia (5/16/26)

36 • JACKSON SANDERS LHP

6-3 • 212 • SO • Opelika, AL • Valley

- Second Team All-SEC relief pitcher
- Allowed four runs in 21.0 IP in six relief outings, factoring into the decision five time with 2 W, 3 SV
- Earned the win with 4 Ks in 4.1 IP at Miss. State (5/8)
- Struck out six in 3.0 innings in the series-clinching win at AGM (5/2), ended the game with tying run on third
- Earned the win in 4.1 scoreless IP at Florida (4/17)
- Made his first relief app of the season in the finale vs. Arkansas (4/4) and had 8 Ks in 4.0 scoreless IP
- Turned in 7.0 IP for the 2nd straight start in his first career SEC start at Missouri (3/14)
- Named the SEC Pitcher of the Week after turning in a career-best 7.0 scoreless IP with 10 Ks vs. Winthrop (3/7)
- Rated by D1 Baseball as the No. 24 RP in Week 12

CAREER STATISTICS

YEAR	ERA	W-L	G/S	IP	H	R	ER	BB	K	BAA
2025	5.29	1-1	15/0	17.0	20	12	10	13	10	.303
2026	2.66	4-1	14/7	61.0	47	22	18	22	82	.212
TOTAL	3.23	5-2	29/7	78.0	67	34	28	35	92	.233

SEASON HIGHS

IP: 7.0, two times
H: 7, two times
R: 6, Texas (3/21)
ER: 4, two times
K: 10, Winthrop (3/7)
BB: 5, at Florida (4/17)
PC: 99, Nebraska (2/28)

CAREER HIGHS

7.0, two times
 7, two times
 6, Texas (3/21/26)
 4, three times
 10, Winthrop (3/7/26)
 5, at Florida (4/17/26)
 99, Nebraska (2/28/26)

AUBURN IN THE NATIONAL AND SEC RANKINGS

(as of May 18)

TEAM	TOTAL	NCAA	SEC
K-BB ratio	3.76	1	1
BB/9.0 IP	2.79	1	1
WHIP	1.19	3	1
Shutouts	6	7	2
ERA	3.60	7	1
K/9.0 IP	10.5	16	8
H/9.0 IP	7.92	19	4
Batting average	.299	45	4
Hits	537	50	4

21 ANDREAS ALVAREZ	TOTAL	NCAA	SEC
Wins	8	28	5
K/9.0 IP	12.19	33	10
Complete games	1	50	2

5 BRISTOL CARTER	TOTAL	NCAA	SEC
Stolen bases	29	30	2

4 JAKE MARCIANO	TOTAL	NCAA	SEC
WHIP	0.98	10	2
K-BB ratio	6.00	20	5
Strikeouts	96	38	9
ERA	2.74	39	3
BB/9.0 IP	1.90	46	5

43 ALEX PETROVIC	TOTAL	NCAA	SEC
Wins	9	10	1
WHIP	1.00	13	4
Complete games	1	50	2

36 JACKSON SANDERS	TOTAL	NCAA	SEC
K/9.0 IP	12.41	25	7
ERA	2.79	45	4

PITCHING CAREERS

ANDREAS ALVAREZ'S AUBURN APPEARANCES

2025 - FRESHMAN YEAR

Date	Opp (Res.)	DEC	QS	IP	H	R	ER	BB	SO	HR	ERA	NP
2/19	*NORTH ALABAMA (W, 6-2)	-	-	5.0	4	2	2	2	9	1	3.60	74
2/25	*SAMFORD (W, 15-8)	-	-	3.1	4	5	3	1	3	0	5.40	71
3/5	*at UAB (L, 5-6)	-	-	3.1	6	4	4	3	3	0	6.94	69
3/11	vs. UT Martin (W, 6-1)	-	-	2.0	2	0	0	0	0	0	5.93	21
3/16	#13 VANDERBILT (W, 7-6)	W	-	4.0	1	0	0	0	4	0	4.58	50
3/22	at #2 Kentucky (W, 8-7 [11])	-	-	3.0	4	2	2	1	2	0	4.79	52
3/29	at #2 Georgia (L, 7-11)	-	-	0.2	5	6	6	1	0	0	7.17	33
4/5	*#8 ALABAMA (W, 7-5)	-	-	2.2	2	3	3	2	2	1	7.50	44
4/13	*#3 LSU (W, 3-2)	-	-	4.0	2	0	0	3	0	0	6.43	62
4/19	*at #1 Texas (L, 2-14 [7])	L	-	1.0	5	5	4	0	2	2	7.45	35
4/29	vs. Samford (W, 3-0)	-	-	2.0	1	0	0	1	3	0	6.97	39
5/13	*JAX STATE (W, 19-1 [7])	W	-	5.0	1	0	0	1	2	0	6.00	68
6/1	*NC STATE (W, 11-1)	W	-	5.0	6	0	0	1	5	0	5.27	92
6/7	*#13 CCU (L, 1-4)	-	-	4.0	4	0	0	2	1	0	4.80	55

2026 - SOPHOMORE YEAR

Date	Opp (Res.)	DEC	QS	IP	H	R	ER	BB	SO	HR	ERA	NP
2/17	*CINCINNATI (L, 0-8)	L	-	4.0	5	2	1	2	8	0	2.25	81
2/25	*WEST GEORGIA (W, 4-3)	-	-	5.2	5	2	2	1	7	1	2.79	86
3/3	*SAMFORD (W, 6-2)	W	-	5.0	3	0	0	2	8	0	1.84	93
3/10	*UAB (W, 17-2 [7])	W	-	5.0	2	2	0	1	4	0	1.37	82
3/17	*#3 GEORGIA TECH (W, 9-2)	W	-	5.0	2	1	0	3	10	0	1.09	94
3/24	*SOUTH ALABAMA (W, 10-0 [8])	W	X	7.0	4	0	0	1	8	0	0.85	86
4/2	*#15 ARKANSAS (W, 10-2)	W	X	6.0	6	1	1	2	10	1	0.96	105
4/10	*KENTUCKY (W, 12-5)	W	X	6.0	3	2	2	3	5	0	1.24	97
4/16	*at #7 Florida (L, 3-6)	L	-	2.1	6	4	4	2	3	1	1.96	69
4/24	*#9 OKLAHOMA (W, 6-4)	W	X	6.2	5	3	3	1	6	0	2.22	101
5/2	*at #7 Texas A&M (W, 18-5 [7])	W	-	7.0	6	5	4	0	11	3	2.56	114
5/8	*at #10 Miss. State (W, 5-4)	-	-	4.2	6	2	2	2	7	1	2.66	97
5/15	*#5 GEORGIA (L, 7-9)	L	-	4.1	9	8	8	4	6	2	3.54	88
5/22	*vs. #9 Texas A&M (W, 7-0)	W	-	5.0	1	0	0	4	9	0	3.30	98

ETHIN BINGAMAN'S AUBURN APPEARANCES

2026 - FRESHMAN YEAR

Date	Opp (Res.)	DEC	QS	IP	H	R	ER	BB	SO	HR	ERA	NP
3/1	NEBRASKA (W, 12-30)	-	-	1.0	1	0	0	1	0	0	0.00	19

GARRETT BREWER'S AUBURN APPEARANCES

2026 - JUNIOR YEAR

Date	Opp (Res.)	DEC	QS	IP	H	R	ER	BB	SO	HR	ERA	NP
2/13	YOUNGSTOWN ST (W, 2-1)	S	-	1.0	0	0	0	0	2	0	0.00	14
2/20	vs. Kansas State (W, 5-1)	-	-	1.0	1	0	0	0	0	0	0.00	16
2/22	vs. #15 Louisville (W, 10-6)	S	-	0.1	0	0	0	0	1	0	0.00	3
2/27	NEBRASKA (L, 8-9 [10])	L	-	1.2	3	2	2	0	4	0	4.50	36
3/3	SAMFORD (W, 6-2)	-	-	2.0	3	1	0	1	1	0	3.00	33
3/13	at Missouri (W, 2-0)	S	-	2.0	2	0	0	0	3	0	2.25	26
3/20	#2 TEXAS (W, 4-3)	W	-	1.0	1	2	1	1	1	1	3.00	17
3/22	#2 TEXAS (L, 0-5)	-	-	0.1	0	0	0	0	1	0	2.89	5
3/29	at #22 Alabama (L, 1-3)	L	-	0.2	0	2	2	3	0	0	4.66	18
3/31	at #3 Georgia Tech (L, 3-13 [8])	-	-	1.1	1	2	2	1	1	1	5.73	22
4/7	JAX STATE (L, 4-15 [8])	-	-	0.1	1	0	0	0	1	0	5.56	7
4/11	KENTUCKY (L, 4-5)	-	-	3.2	2	0	0	1	6	0	4.20	58
4/16	at #7 Florida (L, 3-6)	-	-	1.0	2	2	2	1	2	0	5.06	31
4/26	#9 OKLAHOMA (W, 14-4 [8])	-	-	0.0	2	1	1	1	0	0	5.62	14
5/5	at UAB (W, 10-2)	-	-	1.0	1	0	0	0	2	0	5.29	22
5/12	at #24 Jax State (L, 1-4)	-	-	1.0	0	0	0	0	1	0	5.00	10

ABE CHANCELLOR'S AUBURN APPEARANCES

2025 - REDSHIRT JUNIOR YEAR

Date	Opp (Res.)	DEC	QS	IP	H	R	ER	BB	SO	HR	ERA	NP
3/25	vs. South Alabama (W, 13-5)	-	-	1.0	0	0	0	2	1	0	0.00	31
4/15	at Jacksonville State (W, 4-3)	-	-	0.1	1	1	1	0	0	1	6.75	9
4/26	MISSISSIPPI STATE (L, 7-12)	-	-	2.1	2	0	0	1	2	0	2.45	32
5/16	at #22 Ole Miss (L, 11-15)	-	-	1.0	2	2	2	1	3	1	5.79	25

2026 - REDSHIRT SENIOR YEAR

Date	Opp (Res.)	DEC	QS	IP	H	R	ER	BB	SO	HR	ERA	NP
2/17	CINCINNATI (L, 0-8)	-	-	0.2	2	1	1	1	1	0	13.50	17
3/22	#2 TEXAS (L, 0-5)	-	-	0.2	0	0	0	0	1	0	6.75	8
4/7	JAX STATE (L, 4-15 [8])	-	-	1.0	1	0	0	0	0	0	3.86	6
4/14	ALABAMA STATE (W, 13-0 [7])	-	-	1.0	0	0	0	0	3	0	2.70	14
4/16	at #7 Florida (L, 3-6)	-	-	3.0	1	0	0	0	0	0	1.42	34
4/21	vs. Samford (W, 14-2 [7])	-	-	1.0	0	0	0	0	1	0	1.23	12
4/25	#9 OKLAHOMA (L, 1-2)	-	-	0.2	0	0	0	0	1	0	1.12	11
5/5	at UAB (W, 10-2)	-	-	1.1	0	0	0	3	2	0	0.96	31
5/7	at #10 Miss. State (L, 3-10)	-	-	1.1	1	0	0	0	1	0	0.84	26
5/12	at #24 Jax State (L, 1-4)	-	-	1.1	1	0	0	1	2	0	0.75	24

CHRISTIAN CHATTERTON'S AUBURN APPEARANCES

2025 - FRESHMAN YEAR

Date	Opp (Res.)	DEC	QS	IP	H	R	ER	BB	SO	HR	ERA	NP
2/16	*HOLY CROSS (W, 14-6)	-	-	5.1	6	4	4	0	5	1	6.75	77
2/23	*WRIGHT STATE (W, 9-4)	-	-	4.1	4	1	1	3	3	0	4.66	71
3/2	*vs. Baylor (W, 7-4)	W	-	5.0	2	1	1	2	9	1	3.68	70
3/9	*OLD DOMINION (W, 7-3)	-	-	5.2	3	1	0	1	6	0	2.66	83
3/16	*#13 VANDERBILT (W, 7-6)	-	-	3.1	6	5	5	2	1	3	4.18	61
3/23	*at #24 Kentucky (L, 0-6)	L	-	0.1	2	5	5	2	0	0	6.00	28
3/29	*at #2 Georgia (L, 6-9 [10])	-	-	0.1	1	2	2	3	1	0	6.66	28
4/8	*at #15 Georgia Tech (W, 9-8)	-	-	3.0	2	1	1	1	2	0	6.26	62
4/15	*at Jacksonville State (W, 4-3)	-	X	6.0	1	2	0	0	8	0	5.13	73
4/22	*#21 GEORGIA TECH (W, 1-0)	-	-	4.0	0	0	0	3	6	0	4.58	71
4/29	*vs. Samford (W, 3-0)	W	X	6.0	1	0	0	0	10	0	3.95	82
5/4	*at #7 Tennessee (W, 8-1 [7])	W	-	3.0	2	0	0	0	2	0	3.69	40
5/9	*SOUTH CAROLINA (W, 11-3)	-	-	2.0	4	3	3	0	1	1	4.10	33
5/17	*at #22 Ole Miss (W, 13-8)	-	-	4.0	3	4	4	1	6	1	4.47	76

2026 - SOPHOMORE YEAR

Date	Opp (Res.)	DEC	QS	IP	H	R	ER	BB	SO	HR	ERA	NP
2/17	CINCINNATI (L, 0-8)	-	-	3.0	5	2	2	0	3	0	6.00	52
2/22	vs. #15 Louisville (W, 10-6)	-	-	2.0	0	0	0	1	1	0	3.60	22
2/28	NEBRASKA (W, 15-4 [7])	W	-	2.2	0	0	0	1	4	0	2.35	32
3/7	WINTHROP (W, 8-1)	W	-	2.2	3	0	0	0	3	0	1.74	44
3/17	#3 GEORGIA TECH (W, 9-2)	-	-	2.0	0	1	1	2	4	0	2.19	44
3/22	#2 TEXAS (L, 0-5)	-	-	0.1	1	1	1	2	0	0	2.84	17
3/31	*at #3 Georgia Tech (L, 3-13 [8])	L	-	1.2	3	5	5	2	2	1	5.65	42
4/7	*JAX STATE (L, 4-15 [8])	L	-	2.0	4	3	3	0	0	1	6.61	23
4/21	vs. Samford (W, 14-2 [7])	-	-	1.0	0	0	0	0	0	0	6.23	19
5/7	at #10 Miss. State (L, 3-10)	-	-	0.2	3	2	2	0	0	1	7.00	11

LJ CORMIER'S AUBURN APPEARANCES

2026 - FRESHMAN YEAR

Date	Opp (Res.)	DEC	QS	IP	H	R	ER	BB	SO	HR	ERA	NP
2/14	YOUNGSTOWN ST (W, 17-2 [7])	-	-	1.0	1	0	0	1	2	0	0.00	21
2/17	CINCINNATI (L, 0-8)	-	-	1.0	0	1	1	2	1	0	4.50	25
2/22	vs. #15 Louisville (W, 10-6)	-	-	1.2	1	3	1	2	6	0	4.91	43
3/1	NEBRASKA (W, 12-3)	-	-	2.0	3	1	1	0	1	0	4.76	24
3/10	UAB (W, 17-2 [7])	-	-	1.0	0	0	0	0	3	0	4.05	12
3/17	#3 GEORGIA TECH (W, 9-2)	-	-	2.0	0	0	0	1	2	0	3.12	27
3/21	#2 TEXAS (L, 6-7)	-	-	2.2	3	1	1	0	1	0	3.18	46
3/29	at #22 Alabama (L, 1-3)	-	-	2.0	0	0	0	0	1	0	2.70	29
4/2	#15 ARKANSAS (W, 10-2)	S	-	3.0	4	1	1	0	5	0	2.76	46
4/7	JAX STATE (L, 4-15 [8])	-	-	0.2	0	0	0	0	1	0	2.65	12
4/10	KENTUCKY (W, 12-5)	-	-	2.0	5	0	0	0	4	0	2.37	42
4/16	at #7 Florida (L, 3-6)	-	-	1.2	0	0	0	1	2	0	2.18	27
4/21	vs. Samford (W, 14-2 [7])	W	-	2.0	1	0	0	0	5	0	1.99	30
4/25	#9 OKLAHOMA (L, 1-2)	-	-	3.1	1	0	0	1	2	0	1.73	47
5/3	at #7 Texas A&M (L, 3-4)	-	-	1.1	0	0	0	2	0	0	1.65	31
5/7	at #10 Miss. State (L, 3-10)	-	-	3.1	4	3	3	1	5	0	2.35	69
5/15	#5 GEORGIA (L, 7-9)	-	-	4.2	4	1	1	0	4	1	2.29	53
5/22												

2025 - SOPHOMORE YEAR

Date	Opp (Res.)	DEC	QS	IP	H	R	ER	BB	SO	HR	ERA	NP
2/16	HOLY CROSS (W, 14-6)	-	-	1.0	0	0	0	0	0	0	0.00	6
2/19	NORTH ALABAMA (W, 6-2)	W	-	1.0	0	0	0	1	1	0	0.00	20
3/8	OLD DOMINION (L, 9-11)	L	-	0.2	2	3	3	1	1	0	10.12	25
3/23	at #24 Kentucky (L, 0-6)	-	-	2.0	2	1	1	0	3	0	7.71	27
4/1	UAB (L, 2-4)	-	-	3.0	0	0	0	0	3	0	4.70	40
4/5	#8 ALABAMA (W, 7-5)	W	-	2.1	2	0	0	1	2	0	3.60	34
4/13	#3 LSU (W, 3-2)	W	-	3.1	1	2	2	4	3	0	4.05	51
4/18	at #1 Texas (L, 3-8)	-	-	1.1	1	0	0	2	1	0	3.68	33
4/26	MISSISSIPPI STATE (L, 7-12)	-	-	0.0	3	3	3	0	0	0	5.52	11
5/3	at #7 Tennessee (L, 4-5 [11])	-	-	0.1	1	0	0	1	0	0	5.40	5
5/9	SOUTH CAROLINA (W, 11-3)	W	-	3.1	2	0	0	0	4	0	4.42	47
5/16	at #22 Ole Miss (L, 11-15)	-	-	2.0	3	3	3	1	1	0	5.31	46
6/6	#13 CCU (L, 6-7 [10])	-	-	3.0	0	0	0	0	5	0	4.63	50

2026 - JUNIOR YEAR

Date	Opp (Res.)	DEC	QS	IP	H	R	ER	BB	SO	HR	ERA	NP
4/7	JAX STATE (L, 4-15 [8])	-	-	0.2	1	3	3	2	0	0	40.50	27
4/14	*ALABAMA STATE (W, 13-0 [7])	W	-	3.0	0	0	0	0	2	0	7.36	35
4/21	*vs. Samford (W, 14-2 [7])	-	-	2.0	4	2	2	1	3	1	7.94	42
5/5	*at UAB (W, 10-2)	W	-	4.0	3	0	0	1	1	0	4.66	52
5/12	*at #24 Jax State (L, 1-4)	L	-	3.1	3	4	4	2	3	0	6.23	57

ETHAN HARDEN'S AUBURN APPEARANCES

2026 - REDSHIRT JUNIOR YEAR

Date	Opp (Res.)	DEC	QS	IP	H	R	ER	BB	SO	HR	ERA	NP
2/14	YOUNGSTOWN ST (W, 17-2 [7])	-	-	0.2	2	2	2	1	0	0	27.00	22
2/27	NEBRASKA (L, 8-9 [10])	-	-	0.2	2	0	0	0	1	0	13.50	18
3/6	WINTHROP (W, 10-0 [7])	-	-	1.0	0	0	0	0	1	0	7.71	15
3/22	#2 TEXAS (L, 0-5)	-	-	0.1	0	0	0	0	0	0	6.75	3
3/31	at #3 Georgia Tech (L, 3-13 [8])	-	-	1.1	1	1	1	0	0	1	6.75	14
4/7	JAX STATE (L, 4-15 [8])	-	-	0.1	1	1	0	0	0	0	6.75	3
4/14	ALABAMA STATE (W, 13-0 [7])	-	-	1.0	1	0	0	1	1	0	5.40	17
5/7	at #10 Miss. State (L, 3-10)	-	-	0.2	2	1	1	0	0	1	6.35	9

RYAN HETZLER'S AUBURN APPEARANCES

2025 - SOPHOMORE YEAR

Date	Opp (Res.)	DEC	QS	IP	H	R	ER	BB	SO	HR	ERA	NP
2/21	WRIGHT STATE (W, 11-0 [7])	-	-	1.0	0	0	0	0	0	0	0.00	10
2/28	vs. Ohio State (W, 13-0 [7])	-	-	1.0	0	0	0	0	1	0	0.00	8
3/2	vs. Baylor (W, 7-4)	-	-	1.0	1	1	0	0	1	0	0.00	22
3/7	OLD DOMINION (W, 10-4)	-	-	1.0	0	0	0	0	2	0	0.00	12
3/11	vs. UT Martin (W, 6-1)	-	-	1.0	0	0	0	0	1	0	0.00	11
3/16	#13 VANDERBILT (W, 7-6)	S	-	1.0	0	0	0	0	3	0	0.00	17
3/21	at #24 Kentucky (W, 8-7)	S	-	1.0	0	0	0	0	1	0	0.00	13
3/22	at #24 Kentucky (W, 8-7 [11])	-	-	0.2	3	4	4	0	0	0	4.70	19
3/29	at #2 Georgia (L, 6-9 [10])	-	-	3.0	1	0	0	1	2	0	3.38	40
4/5	#8 ALABAMA (W, 7-5)	S	-	3.0	2	2	2	1	0	0	3.95	48
4/12	#3 LSU (W, 4-20)	S	-	2.1	3	1	1	0	1	0	3.94	35
4/19	at #1 Texas (L, 2-14 [7])	-	-	3.1	6	4	4	1	3	0	5.12	68
4/25	MISSISSIPPI STATE (W, 6-5)	S	-	2.0	1	0	0	0	2	0	4.64	30
4/29	vs. Samford (W, 3-0)	S	-	1.0	0	0	0	0	0	0	4.43	8
5/2	at #7 Tennessee (W, 6-1)	S	-	2.1	2	0	0	0	2	0	4.01	32
5/9	SOUTH CAROLINA (W, 11-10)	W	-	2.0	3	2	2	1	1	1	4.39	21
5/17	at #22 Ole Miss (W, 13-8)	W	-	5.0	8	1	1	0	0	0	3.98	72
5/31	STETSON (W, 8-5)	S	-	2.1	5	0	0	0	2	0	3.71	46
6/6	#13 CCU (L, 6-7 [10])	L	-	1.0	3	1	1	0	1	1	3.86	16

2026 - JUNIOR YEAR

Date	Opp (Res.)	DEC	QS	IP	H	R	ER	BB	SO	HR	ERA	NP
2/14	YOUNGSTOWN ST (W, 2-1 [10])	W	-	1.0	0	0	0	0	3	0	0.00	10
2/21	vs. #9 Florida State (W, 8-5)	S	-	1.1	0	0	0	0	2	0	0.00	17
2/25	WEST GEORGIA (W, 4-3)	W	-	1.0	0	0	0	1	1	0	0.00	14
2/27	NEBRASKA (L, 8-9 [10])	-	-	0.1	3	3	3	0	0	1	7.36	13
3/7	WINTHROP (W, 8-1)	-	-	1.0	1	0	0	0	2	0	5.79	16
3/14	at Missouri (W, 4-3 [10])	W	-	2.1	4	0	0	0	4	0	3.86	38
3/21	#2 TEXAS (L, 6-7)	-	-	2.0	1	0	0	1	1	0	3.00	34
3/28	at #22 Alabama (L, 2-3)	L	-	3.0	5	1	1	1	1	0	3.00	37
4/7	JAX STATE (L, 4-15 [8])	-	-	2.0	2	2	0	0	1	1	2.57	33
4/10	KENTUCKY (W, 12-5)	-	-	1.0	0	0	0	0	0	0	2.40	5
4/17	at #7 Florida (W, 5-3)	S	-	0.2	1	0	0	0	0	0	2.30	3
4/18	at #7 Florida (W, 8-5)	W	-	2.0	2	2	2	0	1	1	3.06	25
4/26	#9 OKLAHOMA (W, 14-4 [8])	-	-	2.0	1	1	1	0	1	1	3.20	26
5/3	at #7 Texas A&M (L, 3-4)	-	-	1.0	1	0	0	0	0	0	3.05	8
5/9	at #10 Miss. State (W, 13-2 [7])	-	-	1.2	3	0	0	0	2	0	2.82	24
5/16	#5 GEORGIA (W, 14-4 [8])	-	-	2.0	1	0	0	2	0	0	2.59	35

JETT JOHNSTON'S AUBURN APPEARANCES

2025 - SOPHOMORE YEAR

Date	Opp (Res.)	DEC	QS	IP	H	R	ER	BB	SO	HR	ERA	NP
2/18	#24 TROY (W, 7-6)	W	-	2.0	0	0	0	0	4	0	0.00	28
2/23	WRIGHT STATE (W, 9-4)	W	-	2.0	1	0	0	0	3	0	0.00	33
3/1	vs. #8 Oregon State (W, 8-7)	S	-	0.2	0	0	0	0	1	0	0.00	8
3/5	at UAB (L, 5-6)	-	-	0.0	1	0	0	0	0	0	0.00	6
3/18	ALABAMA STATE (W, 13-9)	W	-	2.1	0	0	0	0	2	0	0.00	22
3/21	at #24 Kentucky (W, 8-7)	-	-	0.1	1	2	2	0	1	1	2.45	12
3/25	vs. South Alabama (W, 13-5)	W	-	2.0	0	0	0	2	2	0	1.93	33
3/29	at #2 Georgia (L, 6-9 [10])	-	-	0.0	1	2	2	0	0	1	3.86	5
4/8	at #15 Georgia Tech (W, 9-8)	-	-	1.0	2	2	2	1	0	1	5.23	29
4/15	at Jacksonville State (W, 4-3)	-	-	0.1	0	0	0	2	1	0	5.06	17
4/19	at #1 Texas (L, 2-14 [7])	-	-	0.2	1	1	0	0	0	1	4.76	10

2026 - JUNIOR YEAR

Date	Opp (Res.)	DEC	QS	IP	H	R	ER	BB	SO	HR	ERA	NP
2/14	YOUNGSTOWN ST (W, 2-1 [10])	-	-	3.0	3	0	0	0	3	0	0.00	41
2/21	vs. #9 Florida State (W, 8-5)	-	-	2.2	2	1	1	1	2	0	1.59	57
2/27	NEBRASKA (L, 8-9 [10])	-	-	2.1	1	2	1	0	4	0	2.25	29
3/3	SAMFORD (W, 6-2)	-	-	2.0	2	1	1	0	3	1	2.70	34
3/7	WINTHROP (W, 8-1)	-	-	1.1	2	0	0	0	1	0	2.38	15
3/14	at Missouri (W, 9-2)	-	-	1.1	2	1	1	0	2	0	2.84	23
3/20	#2 TEXAS (W, 4-3)	-	-	1.0	0	0	0	1	1	0	2.63	14
3/22	#2 TEXAS (L, 0-5)	-	-	2.1	1	0	0	2	1	0	2.25	34
3/27	at #22 Alabama (L, 1-11 [8])	-	-	0.2	3	3	3	0	2	0	3.78	24
3/29	at #22 Alabama (L, 1-3)	-	-	0.2	1	0	0	0	0	0	3.63	8
4/3	#15 ARKANSAS (W, 10-2)	L	-	2.0	2	2	2	0	4	1	4.19	43
4/10	KENTUCKY (W, 12-5)	-	-	0.0	3	3	3	0	0	0	5.59	9
4/14	ALABAMA STATE (W, 13-0 [7])	-	-	2.0	0	0	0	0	3	0	5.06	24
5/5	at UAB (W, 10-2)	-	-	1.0	3	2	2	0	2	0	5.64	17

MASON KOCH'S AUBURN APPEARANCES

2025 - JUNIOR YEAR

Date	Opp (Res.)	DEC	QS	IP	H	R	ER	BB	SO	HR	ERA	NP
4/19	at Texas (L, 2-14)	-	-	1.0	0	0	0	1	0	0	0.00	11
4/26	MISSISSIPPI STATE (L, 7-12)	-	-	1.0	1	1	0	0	1	0	0.00	21
5/13	JAX STATE (W, 19-1 [7])	-	-	1.0	3	1	1	0	2	0	3.00	20

MARCEL KULIK'S AUBURN APPEARANCES

2026 - SOPHOMORE YEAR

Date	Opp (Res.)	DEC	QS	IP	H	R	ER	BB	SO	HR	ERA	NP
2/17	CINCINNATI (L, 0-8)	-	-	0.0	2	2	2	0	0	0	99.00	7
3/21	#2 TEXAS (L, 6-7)	-	-	1.2	1	0	0	0	4	0	10.80	24
3/24	SOUTH ALABAMA (W, 10-0 [8])	-	-	1.0	0	0	0	1	0	0	6.75	18
3/31	at #3 Georgia Tech (L, 3-13 [8])	-	-	1.0	3	2	2	0	1	0	9.82	24
4/7	JAX STATE (L, 4-15 [8])	-	-	1.0	4	2	2	0	0	0	11.57	15
4/11	KENTUCKY (L, 4-5)	-	-	1.1	2	0	0	0	1	0	9.00	25
4/21	vs. Samford (W, 14-2 [7])	-	-	1.0	0	0	0	0	3	0	7.71	12
5/5	at UAB (W, 10-2)	-	-	1.2	0	0	0	1	2	0	6.23	23
5/12	at #24 Jax State (L, 1-4)	-	-	2.1	2	0	0	1	3	0	4.91	34

JAKE MARCIANO'S AUBURN APPEARANCES

2026 - SOPHOMORE YEAR

Date	Opp (Res.)	DEC	QS	IP	H	R	ER	BB	SO	HR	ERA	NP
2/13	*YOUNGSTOWN ST (W, 2-1)	-	-	5.0	2	1	1	0	12	1</		

AUBURN BASEBALL GAME NOTES

2025 - SOPHOMORE YEAR

Date	Opp (Res.)	DEC	QS	IP	H	R	ER	BB	SO	HR	ERA	NP
2/16	HOLY CROSS (W, 14-6)	-	-	1.2	0	0	0	1	1	0	0.00	36
2/22	*WRIGHT STATE (W, 11-1 [7])	-	-	2.2	2	1	1	1	5	0	2.08	34
3/5	at UAB (L, 5-6)	-	-	2.1	3	1	1	0	5	0	2.70	41
3/11	*vs. UT Martin (W, 6-1)	W	-	5.1	1	1	1	1	8	0	2.25	61
3/18	*ALABAMA STATE (W, 13-9)	-	-	3.2	5	5	5	0	2	1	4.60	45
3/25	*vs. South Alabama (W, 13-5)	-	-	1.0	1	2	1	0	1	1	4.86	20
4/1	*UAB (L, 2-4)	-	-	2.0	1	0	0	1	3	0	4.34	32

2026 - REDSHIRT SOPHOMORE YEAR

Date	Opp (Res.)	DEC	QS	IP	H	R	ER	BB	SO	HR	ERA	NP
2/14	*YOUNGSTOWN ST (W, 17-2 [7])	W	-	5.0	1	0	0	0	9	0	0.00	59
2/22	*vs. #15 Louisville (W, 10-6)	W	-	5.0	6	3	3	0	5	1	2.70	65
3/1	*NEBRASKA (W, 12-3)	W	-	5.0	4	2	1	2	7	0	2.40	85
3/7	*WINTHROP (W, 8-1)	-	-	4.0	2	1	1	0	2	0	2.37	40
3/14	*at Missouri (W, 9-2)	W	X	7.2	4	1	1	3	8	0	2.03	91
3/22	*#2 TEXAS (L, 0-5)	L	-	3.2	7	4	4	2	4	1	2.97	78
3/29	*at #22 Alabama (L, 1-3)	-	-	5.0	3	1	1	1	6	0	2.80	88
4/4	*#15 ARKANSAS (W, 10-2)	W	-	5.0	3	3	3	1	4	0	3.12	62
4/12	*KENTUCKY (W, 11-0 [7])	W	X	7.0	5	0	0	0	8	0	2.66	92
4/18	*at #7 Florida (W, 8-5)	-	X	7.0	3	3	3	2	5	1	2.82	98
4/26	*#9 OKLAHOMA (W, 14-4 [8])	W	X	6.0	4	2	2	3	3	0	2.83	98
5/3	*at #7 Texas A&M (L, 3-4)	L	-	5.2	5	4	4	0	6	1	3.14	92
5/9	*at #10 Miss. State (W, 13-2 [7])	W	-	5.1	6	2	2	2	4	1	3.15	103
5/16	*#5 GEORGIA (W, 14-4 [8])	W	-	6.0	7	4	4	1	3	2	3.38	105

SAXON ROBERTS' AUBURN APPEARANCES

2025 - FRESHMAN YEAR

Date	Opp (Res.)	DEC	QS	IP	H	R	ER	BB	SO	HR	ERA	NP
3/25	vs. South Alabama (W, 13-5)	-	-	0.2	1	3	2	3	2	0	27.00	35

2026 - REDSHIRT FRESHMAN YEAR

Date	Opp (Res.)	DEC	QS	IP	H	R	ER	BB	SO	HR	ERA	NP
3/22	#2 TEXAS (L, 0-5)	-	-	0.0	0	0	0	2	0	0	0.00	11

JACKSON SANDERS' AUBURN APPEARANCES

2025 - FRESHMAN YEAR

Date	Opp (Res.)	DEC	QS	IP	H	R	ER	BB	SO	HR	ERA	NP
2/15	HOLY CROSS (L, 2-4)	-	-	2.0	0	0	0	2	2	0	0.00	26
2/18	#24 TROY (W, 7-6)	-	-	2.1	2	1	1	1	2	0	2.08	42
2/22	WRIGHT STATE (W, 11-1 [7])	W	-	2.1	3	0	0	1	0	1.35	21	
2/25	SAMFORD (W, 15-8)	-	-	0.2	1	0	0	0	0	0	1.23	12
3/2	vs. Baylor (W, 7-4)	-	-	2.0	3	0	0	0	1	0	0.96	35
3/7	OLD DOMINION (W, 10-4)	-	-	0.2	2	2	2	2	0	0	2.70	26
3/15	#13 VANDERBILT (L, 6-8)	-	-	1.0	0	0	0	0	0	0	2.45	5
3/18	ALABAMA STATE (W, 13-9)	-	-	0.0	2	1	1	1	0	0	3.27	10
3/22	at #24 Kentucky (W, 8-7 [11])	-	-	0.1	0	0	0	1	0	0	3.18	14
3/25	vs. South Alabama (W, 13-5)	-	-	0.1	0	0	0	0	1	0	3.09	3
4/1	UAB (L, 2-4)	L	-	2.1	2	4	4	3	0	1	5.14	35
4/8	at #15 Georgia Tech (W, 9-8)	-	-	0.1	3	1	1	0	1	0	5.65	12
4/15	at Jacksonville State (W, 4-3)	-	-	0.2	0	0	0	1	1	0	5.40	13
4/26	MISSISSIPPI STATE (L, 7-12)	-	-	1.2	1	1	1	1	0	1	5.40	18
5/15	at #22 Ole Miss (L, 2-9)	-	-	0.1	1	2	0	1	1	0	5.29	10

2026 - SOPHOMORE YEAR

Date	Opp (Res.)	DEC	QS	IP	H	R	ER	BB	SO	HR	ERA	NP
2/14	*YOUNGSTOWN ST (W, 2-1 [10])	-	X	6.0	2	1	1	1	8	0	1.50	73
2/21	*vs. #9 Florida State (W, 8-5)	W	-	5.0	5	4	3	1	9	0	3.27	84
2/28	*NEBRASKA (W, 15-4 [7])	-	-	4.1	7	4	4	1	6	2	4.70	99
3/7	*WINTHROP (W, 6-0)	W	X	7.0	2	0	0	1	10	0	3.22	82
3/14	*at Missouri (W, 4-3 [10])	-	X	7.0	3	1	1	1	8	0	2.76	92
3/21	*#2 TEXAS (L, 6-7)	L	-	2.2	6	6	4	3	4	2	3.66	77
3/28	*at #22 Alabama (L, 2-3)	-	-	5.0	7	2	1	1	6	0	3.41	79
4/4	*#15 ARKANSAS (W, 10-2)	S	-	4.0	1	0	0	0	8	0	3.07	54
4/17	at #7 Florida (W, 5-3)	W	-	4.1	1	0	0	5	6	0	2.78	83
4/24	*#9 OKLAHOMA (W, 6-4)	S	-	2.1	4	1	1	0	0	0	2.83	45
5/2	at #7 Texas A&M (W, 5-4)	S	-	3.0	2	1	1	3	6	0	2.84	69
5/8	at #10 Miss. State (W, 5-4)	W	-	4.1	4	2	2	2	4	0	2.95	64
5/14	*#5 GEORGIA (L, 1-2)	-	-	3.0	3	0	0	1	5	0	2.79	56
5/20	vs. LSU (W, 3-1)	S	-	3.0	0	0	0	2	2	0	2.66	50

DREW WHALEN'S AUBURN APPEARANCES

2026 - JUNIOR YEAR

Date	Opp (Res.)	DEC	QS	IP	H	R	ER	BB	SO	HR	ERA	NP
2/13	YOUNGSTOWN ST (W, 2-1)	W	-	3.0	0	0	0	3	3	0	0.00	43
2/20	vs. Kansas State (W, 5-1)	-	-	2.0	1	1	0	0	0	1	0.00	33
2/25	WEST GEORGIA (W, 4-3)	-	-	2.1	4	1	1	1	3	1	1.23	43
3/1	NEBRASKA (W, 12-3)	-	-	1.0	0	0	0	1	2	0	1.08	20
3/7	WINTHROP (W, 6-0)	-	-	2.0	1	0	0	0	1	0	0.87	20
3/14	at Missouri (W, 4-3 [10])	-	-	0.2	0	2	2	1	1	0	2.45	21

2026 STARTERS GAME-BY-GAME

Date	Opp.	Pitcher	DEC	QS	IP	H	R	ER	BB	SO	HR	NP	ST
2/13	YSU	Jake Marciano	-	-	5.0	2	1	1	0	12	1	65	50
2/14	YSU	Jackson Sanders	-	X	6.0	2	1	1	1	8	0	73	51
2/14	YSU	Alex Petrovic	W	-	5.0	1	0	0	0	9	0	59	46
2/17	CIN	Andreas Alvarez	L	-	4.0	5	2	1	2	8	0	81	48
2/20	KSU	Jake Marciano	W	X	6.0	2	0	0	0	8	0	72	50
2/21	FSU	Jackson Sanders	W	-	5.0	5	4	3	1	9	0	84	62
2/22	UL	Alex Petrovic	W	-	5.0	6	3	3	0	5	1	65	48
2/25	UWG	Andreas Alvarez	-	-	5.2	5	2	2	1	7	1	86	57
2/27	NEB	Jake Marciano	-	-	5.0	5	2	2	0	9	0	91	61
2/28	NEB	Jackson Sanders	-	-	4.1	7	4	4	1	6	2	99	70
3/1	NEB	Alex Petrovic	W	-	5.0	4	2	1	2	7	0	85	54
3/3	SAM	Andreas Alvarez	W	-	5.0	3	0	0	2	8	0	93	60
3/6	WIN	Jake Marciano	W	X	6.0	3	0	0	1	6	0	102	69
3/7	WIN	Jackson Sanders	W	X	7.0	2	0	0	1	10	0	82	61
3/7	WIN	Alex Petrovic	-	-	4.0	2	1	1	0	2	0	40	30
3/10	UAB	Andreas Alvarez	W	-	5.0	2	2	0	1	4	0	82	52
3/13	MIZ	Jake Marciano	W	X	7.0	2	0	0	1	7	0	82	57
3/14	MIZ	Jackson Sanders	-	X	7.0	3	1	1	1	8	0	92	62
3/14	MIZ	Alex Petrovic	W	X	7.2	4	1	1	3	8	0	91	59
3/17	GT	Andreas Alvarez	W	-	5.0	2	1	0	3	10	0	94	55
3/20	UT	Jake Marciano	-	X	7.0	2	1	1	2	9	1	98	64
3/21	UT	Jackson Sanders	L	-	2.2	6	6	4	3	4	2	77	43
3/22	UT	Alex Petrovic	L	-	3.2	7	4	4	2	4	1	78	49
3/24	USA	Andreas Alvarez	W	X	7.0	4	0	0	1	8	0	86	53
3/27	ALA	Jake Marciano	L	-	5.2	6	4	2	2	5	2	98	64
3/28	ALA	Jackson Sanders	-	-	5.0	7	2	1	1	6	0	79	53
3/29	ALA	Alex Petrovic	-	-	5.0	3	1	1	1	6	0	88	60
3/31	GT	Christian Chatterton	L	-	1.2	3	5	5	2	2	1	42	25
4/2	ARK	Andreas Alvarez	W	X	6.0	6	1	1	2	10	1	105	69
4/3	ARK	Jake Marciano	-	X	7.0	4	1	1	1	8	1	101	62
4/4	ARK	Alex Petrovic	W	-	5.0	3	3	3	1	4	0	62	43
4/7	JSU	Christian Chatterton	L	-	2.0	4	3	3	0	0	1	23	16
4/10	UK	Andreas Alvarez	W	X	6.0	3	2	2	3	5	0	97	60
4/11	UK	Jake Marciano	L	-	4.0	8	5	4	0	7	3	78	59

SUPERLATIVES AND MISCELLANEOUS NOTES

STARTS BY POSITION

STARTING PITCHER

Jake Marciano	15	8-7
Alex Petrovic	14	11-3
Andreas Alvarez	14	11-3
Jackson Sanders	7	5-2
Griffin Graves	4	3-1
Christian Chatterton	2	0-2

CATCHER

Chase Fralick	45	30-15
Lucas Steele	11	8-3

FIRST BASE

Ethin Bingaman	39	27-12
Eddie Madrigal	8	5-3
Chase Fralick	5	4-1
Clay Todd	2	0-2
Caiden Combs	1	1-0
Bub Terrell	1	1-0

SECOND BASE

Chris Rembert	49	33-16
Brandon McCraine	7	5-2

THIRD BASE

Eric Guevara	47	29-18
Todd Clay	6	6-0
Brandon McCraine	3	3-0

SHORTSTOP

Brandon McCraine	44	28-16
Eric Guevara	7	7-0
Ryne Farber	5	3-2

LEFT FIELD

Bub Terrell	48	32-16
Mason McCraine	4	3-1
Cade Belyeu	2	2-0
Lucas Steele	2	2-0

CENTER FIELD

Bristol Carter	44	29-15
Cade Belyeu	8	6-2
Bub Terrell	4	3-1

RIGHT FIELD

Mason McCraine	35	22-13
Cade Belyeu	10	8-2
Ethin Bingaman	10	7-3
Bub Terrell	1	1-0

DESIGNATED HITTER

Eddie Madrigal	15	8-7
Logan Gregorio	14	11-3
Lucas Steele	9	7-2
Todd Clay	4	3-1
Chase Fralick	4	3-1
Taylor Belza	2	2-0
Caiden Combs	2	1-1
Mason McCraine	2	2-0
Chris Rembert	1	0-1

2026 AUBURN & OPPONENT HIGHS

TEAM BATTING

	AUBURN	OPPONENT
Runs in a game	18 [7], at Texas A&M (G1 - 5/2)	15, Jax State (4/7)
Runs in an inning	9, [1st] vs. Samford (4/21)	6, [2nd] Georgia Tech (3/31)
Most Hits in a game	20, vs. YSU (G2 - 2/14)	17, Jax State (4/7)
Fewest Hits in a game	2, at Alabama (3/29)	1, Alabama State (4/14)
Hits in an inning	7, [1st] vs. Samford (4/21)	6, [10th] Nebraska (2/27)
2B in a game	4, five times	6, Nebraska (2/27)
3B in a game	2, vs. FSU (2/21)	1, two times
HR in a game	6, vs. Oklahoma (4/26)	4, Georgia Tech (3/31)
SB in a game	5, two times	4, Cincinnati (2/17)
LOB in a game	13, vs. Texas (3/21)	11, four times
K in a game	15, at Mississippi State (5/7)	18, Nebraska (2/27)
BB in a game	12, vs. Nebraska (3/1)	8, Texas (3/22)

TEAM PITCHING

	AUBURN	OPPONENT
K in a game	18, vs. Nebraska (2/27)	15, Mississippi State (5/7)
BB in a game	8, vs. Texas (3/22)	12, Nebraska (3/1)
Pitchers used	10, vs. Jax State (4/7)	8, two times
Total Quality Starts	19	10

TEAM FIELDING

	AUBURN	OPPONENT
Errors in a game	4, two times	4, three times
DP turned in a game	3, at UAB (5/5)	2, eight times

IND. BATTING

	AUBURN	OPPONENT
Hits in a game	4, five times	4, two times
Runs in a game	4, two times	3, five times
2B in a game	2, seven times	2, three times
3B in a game	1, four times	1, two times
HR in a game	3, Bingaman vs. OU (4/26)	2, four times
RBI in a game	7, Bingaman vs. OU (4/26)	5, three times
XBH in a game	3, three times	2, 11 times
SB in a game	3, two times	2, Smith [UC] (2/17)
BB in a game	2, 37 times	2, 21 times
HBP in a game	2, three times	2, Overbeek [Neb] (2/27)
K in a game	4, three times	4, four times
Hitting Streak	17, Guevara (3/27-4/24)	3, 23 times
Consec. G w/HR	5, Fralick (4/24-5/2)	3, Cyr [Florida] (4/16-18)

IND. PITCHING

	AUBURN	OPPONENT
K by a starter	12, Marciano vs. YSU (2/13)	13, Valincius [MSU] (5/7)
K by a reliever	8, Sanders vs. Ark (4/4)	5, two times
BB by a starter	4, two times	5, Johnson [OU] (4/25)
BB by a reliever	5, Sanders at Florida (4/17)	4, Upchurch [Ala] (3/29)
IP by a starter	7.2, Petrovic at Missouri (G2 - 3/14)	7.0, Dietz [Ark] (4/3)
IP by a reliever	4.2, Cormier vs. Georgia (5/15)	4.0, three times

MISCELLANEOUS

	AUBURN
Biggest comeback win	4, vs. Florida State (2/21)
Biggest blown lead loss	4, vs. Nebraska (2/27)
Largest margin of victory	15, two times
Largest margin of defeat	11, vs. Jax State (4/7)
Longest game, Time	4:04, vs. Nebraska (2/27)
Longest game, Time (9 inn)	3:50, vs. Texas (3/22)
Shortest game, Time (9 inn)	2:14, vs. South Alabama (3/24)
Longest game, Innings	10, three times
Largest crowd, Home	8,037, vs. Texas (3/21)
Largest crowd, Road	13,772, at Mississippi State (5/8)
Largest crowd, Neutral	14,461, vs. LSU (5/20)

STARTS BY ORDER

LEADOFF

Bristol Carter	28	18-10
Mason McCraine	17	11-6
Chris Rembert	9	8-1
Eric Guevara	2	1-1

2ND SPOT

Chase Fralick	19	13-6
Eric Guevara	17	11-6
Chris Rembert	13	8-5
Bub Terrell	7	6-1

3RD SPOT

Chase Fralick	32	21-11
Eric Guevara	11	8-3
Bub Terrell	6	5-1
Chris Rembert	5	2-3
Ethin Bingaman	2	2-0

CLEANUP

Chris Rembert	18	12-6
Eric Guevara	17	13-4
Bub Terrell	8	3-5
Ethin Bingaman	5	4-1
Chase Fralick	4	4-0
Lucas Steele	2	1-1
Eddie Madrigal	1	0-1
Brandon McCraine	1	1-0

5TH SPOT

Ethin Bingaman	18	10-8
Bub Terrell	15	12-3
Eric Guevara	6	3-3
Mason McCraine	4	4-0
Cade Belyeu	3	2-1
Logan Gregorio	2	1-1
Eddie Madrigal	2	1-1
Brandon McCraine	2	2-0
Chris Rembert	2	1-1
Todd Clay	1	1-0
Lucas Steele	1	1-0

6TH SPOT

Bub Terrell	16	9-7
Ethin Bingaman	11	8-3
Brandon McCraine	10	10-0
Eddie Madrigal	6	2-4
Logan Gregorio	3	3-0
Chris Rembert	3	2-1
Lucas Steele	3	2-1
Todd Clay	2	1-1
Eric Guevara	1	0-1
Mason McCraine	1	1-0

7TH SPOT

Brandon McCraine	16	10-6
Mason McCraine	13	8-5
Logan Gregorio	8	5-3
Lucas Steele	7	6-1
Ethin Bingaman	6	3-3
Eddie Madrigal	4	3-1
Todd Clay	1	1-0
Caiden Combs	1	1-0

8TH SPOT

Brandon McCraine	16	8-8
Eddie Madrigal	10	6-4
Cade Belyeu	7	5-2
Ethin Bingaman	6	6-0
Todd Clay	5	4-1
Bristol Carter	3	3-0
Taylor Belza	2	2-0
Logan Gregorio	2	1-1
Mason McCraine	2	1-1
Caiden Combs	1	1-0
Lucas Steele	1	0-1
Bub Terrell	1	1-0

9TH SPOT

Bristol Carter	12	7-5
Cade Belyeu	11	9-2
Brandon McCraine	9	5-4
Lucas Steele	8	7-1
Ryne Farber	5	3-2
Mason McCraine	4	2-2
Todd Clay	3	2-1
Ethin Bingaman	1	1-0
Caiden Combs	1	0-1
Logan Gregorio	1	1-0
Bub Terrell	1	1-0

PITCHING NOTES

2026 BULLPEN BY NUMBERS

Total App	121
Saves/Opp	11/14
IR/IRS	93/32
BA Against	.241
ERA	3.59

2026 Auburn Baseball
Team Game-by-Game for Auburn (as of May 23, 2026)
Pitching (All games)

SAVES/OPP

Garrett Brewer	3/4
LJ Cormier	2/2
Ryan Hetzler	2/2
Jett Johnston	0/1
Jackson Sanders	4/4
Drew Whalen	0/1

INHERITED RUNNERS/SCORED

Garrett Brewer	14/5
Abe Chancellor	10/4
Christian Chatterton	5/1
LJ Cormier	12/5
Justice de Jong	4/2
Connor Gatwood	7/3
Ethan Harden	7/3
Ryan Hetzler	15/4
Jett Johnston	10/2
Marcel Kulik	5/1
Jackson Sanders	1/1
Drew Whalen	3/1

1ST BATTER FACED/RETIRED

Ethin Bingaman	1/0
Garrett Brewer	16/7
Abe Chancellor	10/7
Christian Chatterton	8/5
LJ Cormier	18/13
Justice de Jong	5/2
Connor Gatwood	5/2
Griffin Graves	1/1
Ethan Harden	8/6
Ryan Hetzler	16/11
Jett Johnston	14/9
Marcel Kulik	9/5
Saxon Roberts	1/0
Jackson Sanders	7/5
Drew Whalen	5/3

RELIEF ERA

Ethin Bingaman	0.00
Saxon Roberts	0.00
Abe Chancellor	0.75
Jackson Sanders	1.50
LJ Cormier	2.06
Drew Whalen	2.45
Ryan Hetzler	2.59
Christian Chatterton	3.77
Marcel Kulik	4.91
Garrett Brewer	5.00
Jett Johnston	5.64
Ethan Harden	6.35
Justice de Jong	10.80
Connor Gatwood	16.20
Griffin Graves	40.50

Date	Opponent	ip	h	r	er	bb	so	2b	3b	hr	wp	bk	hbp	dp	ibb	score	w-l	sv	era
Feb 13	YOUNGSTOWN ST	9.0	2	1	1	3	17	0	0	1	0	0	1	0	0	2-1	1-0	1	1.00
Feb 14	YOUNGSTOWN ST	10.0	5	1	1	1	14	1	0	0	0	0	0	0	0	2-1	2-0	1	0.95
Feb 14	YOUNGSTOWN ST	7.0	4	2	2	2	12	1	0	0	1	0	1	0	0	17-2	3-0	1	1.38
Feb 17	CINCINNATI	9.0	14	8	7	5	13	4	0	0	1	1	0	1	0	0-8	3-1	1	2.83
Feb 20	vs Kansas State	9.0	4	1	0	0	9	2	0	0	0	0	0	0	0	5-1	4-1	1	2.25
Feb 21	vs Florida State	9.0	7	5	4	2	13	1	0	0	2	0	1	0	0	8-5	5-1	2	2.55
Feb 22	vs Louisville	9.0	7	6	4	3	13	0	0	1	2	0	2	1	0	10-6	6-1	3	2.76
Feb 25	WEST GEORGIA	9.0	9	3	3	3	11	1	0	2	1	0	0	0	0	4-3	7-1	3	2.79
Feb 27	NEBRASKA	10.0	14	9	8	0	18	6	0	1	1	0	2	1	0	8-9	7-2	3	3.33
Feb 28	NEBRASKA	7.0	7	4	4	2	10	1	0	2	0	0	2	0	0	15-4	8-2	3	3.48
Mar 01	NEBRASKA	9.0	8	3	2	4	10	2	0	0	1	0	2	0	0	12-3	9-2	3	3.34
Mar 03	SAMFORD	9.0	8	2	1	3	12	0	0	1	2	0	0	1	0	6-2	10-2	3	3.14
Mar 06	WINTHROP	7.0	3	0	0	1	7	1	0	0	0	0	4	1	0	10-0	11-2	3	2.95
Mar 07	WINTHROP	9.0	3	0	0	1	11	1	0	0	0	0	0	1	0	6-0	12-2	3	2.73
Mar 07	WINTHROP	9.0	8	1	1	0	8	2	0	0	0	0	0	0	0	8-1	13-2	3	2.61
Mar 10	UAB	7.0	3	2	0	2	8	0	0	0	0	0	1	1	0	17-2	14-2	3	2.48
*Mar 13	at Missouri	9.0	4	0	0	1	10	2	0	0	0	0	3	0	0	2-0	15-2	4	2.33
*Mar 14	at Missouri	10.0	7	3	3	2	13	1	0	0	0	0	3	2	0	4-3	16-2	4	2.35
*Mar 14	at Missouri	9.0	6	2	2	3	10	2	0	0	1	0	0	0	0	9-2	17-2	4	2.33
*Mar 17	GEORGIA TECH	9.0	3	2	1	6	16	0	0	0	1	0	2	0	0	9-2	18-2	4	2.26
*Mar 20	TEXAS	9.0	3	3	2	4	11	0	0	2	0	1	0	1	0	4-3	19-2	4	2.25
*Mar 21	TEXAS	9.0	11	7	5	4	10	2	0	2	2	0	1	0	0	6-7	19-3	4	2.38
*Mar 22	TEXAS	9.0	9	5	5	8	9	0	0	1	1	0	0	1	0	0-5	19-4	4	2.50
Mar 24	vs South Alabama	8.0	4	0	0	2	8	1	0	0	1	0	1	1	0	10-0	20-4	4	2.40
*Mar 27	at Alabama	7.2	15	11	9	2	9	3	0	3	0	0	0	0	0	1-11	20-5	4	2.69
*Mar 28	at Alabama	8.0	12	3	2	2	7	4	0	0	0	0	0	1	0	2-3	20-6	4	2.67
*Mar 29	at Alabama	8.0	4	3	3	4	7	2	0	0	2	0	2	0	0	1-3	20-7	4	2.70
Mar 31	at Georgia Tech	7.1	11	13	12	3	5	2	0	4	0	0	0	1	0	3-13	20-8	4	3.06
*Apr 02	ARKANSAS	9.0	10	2	2	2	15	2	0	1	0	0	1	0	0	10-2	21-8	5	3.02
*Apr 03	ARKANSAS	9.0	6	3	3	1	12	1	0	2	0	0	0	0	0	2-3	21-9	5	3.02
*Apr 04	ARKANSAS	9.0	4	3	3	1	12	0	0	0	2	0	2	1	0	8-3	22-9	6	3.02
Apr 07	JAX STATE	8.0	17	15	11	4	3	3	0	2	1	0	0	2	0	4-15	22-10	6	3.29
*Apr 10	KENTUCKY	9.0	11	5	5	3	9	1	0	0	2	0	0	1	0	12-5	23-10	6	3.35
*Apr 11	KENTUCKY	9.0	12	5	4	1	14	2	1	3	1	0	1	0	1	4-5	23-11	6	3.37
*Apr 12	KENTUCKY	7.0	5	0	0	0	8	1	0	0	0	0	1	0	0	11-0	24-11	6	3.29
Apr 14	ALABAMA STATE	7.0	1	0	0	1	9	0	0	0	1	0	0	0	0	13-0	25-11	6	3.21
*Apr 16	at Florida	8.0	9	6	6	4	7	2	0	1	2	0	2	0	0	3-6	25-12	6	3.30
*Apr 17	at Florida	9.0	6	3	1	5	12	2	0	1	2	0	1	1	0	5-3	26-12	7	3.24
*Apr 18	at Florida	9.0	5	5	5	2	6	0	0	2	0	0	0	0	0	8-5	27-12	7	3.29
Apr 21	vs Samford	7.0	5	2	2	1	12	0	0	1	0	0	2	0	0	14-2	28-12	7	3.27
*Apr 24	OKLAHOMA	9.0	9	4	4	1	6	2	0	0	1	1	0	0	0	6-4	29-12	8	3.29
*Apr 25	OKLAHOMA	9.0	7	2	2	3	8	0	0	0	1	0	1	2	0	1-2	29-13	8	3.26
*Apr 26	OKLAHOMA	8.0	7	4	4	4	4	3	0	1	0	0	1	0	0	14-4	30-13	8	3.29
*May 02	at Texas A&M	7.0	6	5	4	0	11	0	0	3	0	0	0	1	0	18-5	31-13	8	3.32
*May 02	at Texas A&M	9.0	6	4	4	6	11	1	1	1	1	0	0	0	0	5-4	32-13	9	3.34
*May 03	at Texas A&M	8.0	6	4	4	2	6	2	0	1	1	0	0	0	0	3-4	32-14	9	3.36
May 05	at UAB	9.0	7	2	2	5	9	2	0	0	2	1	1	3	0	10-2	33-14	9	3.33
*May 07	at Mississippi State	8.0	16	10	10	2	10	1	0	3	0	0	1	1	0	3-10	33-15	9	3.49
*May 08	at Mississippi State	9.0	10	4	4	4	11	3	0	1	1	0	1	0	0	5-4	34-15	9	3.50
*May 09	at Mississippi State	7.0	9	2	2	2	6	0	0	1	0	0	2	2	0	13-2	35-15	9	3.48
May 12	at Jax State	8.0	6	4	4	4	9	0	0	0	1	0	2	1	0	1-4	35-16	9	3.50
*May 14	GEORGIA	9.0	7	2	2	4	10	0	0	2	0	0	0	0	0	1-2	35-17	9	3.47
*May 15	GEORGIA	9.0	13	9	9	4	10	1	0	3	0	0	0	0	0	7-9	35-18	9	3.58
*May 16	GEORGIA	8.0	8	4	4	3	3	2	0	2	0	0	0	1	0	14-4	36-18	9	3.60
May 20	vs LSU	9.0	4	1	1	3	6	1	0	0	0	0	0	1	0	3-1	37-18	10	3.55
May 22	vs Texas A&M	9.0	2	0	0	5	13	0	0	0	1	0	1	1	0	7-0	38-18	11	3.48
Totals		476.0	409	210	184	150	553	74	2	51	39	4	48	32	1	386-210	38-18	11	3.48

AUBURN STARTING PITCHER BREAKDOWN

Starter	GS	Quality Starts	Run Support	RS/Start	Auburn Record
Marciano	15	8	38	2.5	8-7
Petrovic	14	4	87	6.2	11-3
Alvarez	14	4	94	6.7	11-3
Sanders	7	3	22	3.1	5-2
Graves	4	--	13	3.3	3-1
Chatterton	2	--	3	1.5	0-2

Auburn Overall Rankings			Auburn SEC-Only Rankings		
Category	Rank	No.	Category	Rank	No.
ERA	3.48	1st	ERA	3.96	1st
Opp BA	.230	--	Opp BA	.247	--
Hits Allowed	409	3rd	Hits Allowed	243	T-3rd
Walks	150	1st	Walks	84	1st
Strikeouts	553	10th	Strikeouts	277	T-11th

AUBURN PITCHING BREAKDOWN

	W-L	ERA	IP	H	R	ER	BB	K	HR	AVG	W-L	ERA	IP	H	R	ER	BB	K	HR	AVG	
STARTERS	27-14	3.40	285.2	234	123	108	77	338	36	.222	HOME	21-10	3.25	266.0	231	11	96	81	320	28	.232
RELIEVERS	11-4	3.59	190.1	175	87	76	73	215	15	.241	ROAD	10-7	4.63	142.0	139	80	73	49	150	21	.255
TOTALS	38-18	3.48	476.0	409	210	184	150	553	51	.230	NEUT.	7-0	1.65	60.0	33	15	11	16	74	2	.159

HITTING NOTES

2026 MULTI-HIT GAMES

	2	3	4	5+	Total
Eric Guevara	17	5	2	-	24
Chris Rembert	17	6	-	-	23
Chase Fralick	17	3	-	-	20
B. McCraine	10	6	2	-	18
Ethin Bingaman	14	4	-	-	18
Bub Terrell	9	6	-	-	15
Bristol Carter	11	2	-	-	13
M. McCraine	10	1	1	-	12
Eddie Madrigal	-	3	-	-	3
Logan Gregorio	2	-	-	-	2
Lucas Steele	2	-	-	-	2
Cade Belyeu	1	1	-	-	2
Todd Clay	-	1	-	-	1
Ryne Farber	1	-	-	-	1

CAREER AUBURN MULTI-HIT GAMES

	2	3	4	5+	Total
Chris Rembert	36	8	2	-	46
Chase Fralick	31	7	2	-	40
Eric Guevara	22	7	5	-	34
Bub Terrell	21	12	1	-	34
Bristol Carter	20	2	-	-	22
Ethin Bingaman	14	4	-	-	18
B. McCraine	10	6	4	-	18
Cade Belyeu	11	5	-	-	16
M. McCraine	10	1	1	-	12
Lucas Steele	9	1	1	-	11
Eddie Madrigal	-	3	-	-	3
Logan Gregorio	2	-	-	-	2
Todd Clay	-	1	-	-	1
Ryne Farber	1	-	-	-	1

2026 MULTI-RBI GAMES

	2	3	4	5+	Total
Eric Guevara	7	6	-	1	14
Chase Fralick	8	5	-	-	13
Chris Rembert	5	5	-	-	11
Ethin Bingaman	4	4	1	1	10
Bub Terrell	6	3	1	-	10
M. McCraine	4	2	-	2	8
Bristol Carter	5	2	-	-	7
B. McCraine	4	1	1	-	6
Cade Belyeu	4	-	-	-	4
Eddie Madrigal	3	-	-	-	3
Logan Gregorio	1	-	1	-	2
Lucas Steele	1	-	1	-	2

CAREER AUBURN MULTI-RBI GAMES

	2	3	4	5+	Total
Eric Guevara	13	8	-	2	23
Chase Fralick	14	7	1	-	22
Bub Terrell	12	7	1	1	21
Chris Rembert	7	8	4	1	20
Lucas Steele	13	2	3	-	18
Cade Belyeu	9	3	2	-	14
Ethin Bingaman	4	4	1	1	10
Bristol Carter	7	2	-	-	9
M. McCraine	4	2	-	2	8
B. McCraine	4	1	1	-	6
Logan Gregorio	1	-	1	-	2
Eddie Madrigal	3	-	-	-	3

CAREER AUBURN STARTS

	Career	Consec.
Chase Fralick	113	5
Chris Rembert	106	48
Bub Terrell	106	29
Eric Guevara	103	36
Cade Belyeu	84	-
Bristol Carter	83	2
Lucas Steele	66	-
B. McCraine	54	54
Ethin Bingaman	49	29
M. McCraine	41	20
Eddie Madrigal	23	-
Logan Gregorio	16	-
Todd Clay	12	-
Ryne Farber	5	-
Caiden Combs	3	-
Taylor Belza	2	2
Jett Johnston	1	-

TEAM NOTES

Auburn Overall SEC Rankings			Auburn SEC-Only Rankings		
Category	Rank	No.	Category	Rank	No.
Avg.	.298	4th	Avg.	.276	5th
Hits	555	4th	Hits	277	3rd
2B	95	T-12th	2B	50	T-6th
HR	72	12th	HR	37	12th
BB	240	12th	BB	113	13th

2026 AUBURN HOME RUNS

No.	Player (#)	Opponent (Date)	On	Outs	Inn.	Pitcher
1	Chase Fralick (1)	Youngstown State (G2 - 2/14)	1	1	1	Mikos (R)
2	Bub Terrell (1)	Youngstown State (G2 - 2/14)	0	0	6	Wemer (R)
3	Bristol Carter (1)	vs. Florida State (2/21)	0	1	3	Moore (R)
4	Ethin Bingaman (1)	vs. Louisville (2/22)	0	0	4	Danilowicz (L)
5	Chase Fralick (2)	vs. Louisville (2/22)	0	1	5	Schweitzer (R)
6	Ethin Bingaman (2)	vs. Louisville (2/22)	0	2	7	England (L)
7	Eric Guevara (1)	Nebraska (2/28)	1	0	5	Bruegman (L)
8	Bub Terrell (2)	Nebraska (2/28)	0	0	5	Bruegman (L)
9	Mason McCraine (1)	Nebraska (2/28)	1	2	7	Worthley (L)
10	Chase Fralick (3)	Nebraska (3/1)	2	2	2	Blachowicz (R)
11	Eric Guevara (2)	Samford (3/3)	0	0	3	Tommasini (R)
12	Chase Fralick (4)	Winthrop (3/6)	2	0	1	Gilley (R)
13	Bristol Carter (2)	Winthrop (3/6)	1	1	4	Gilley (R)
14	Eric Guevara (3)	Winthrop (3/6)	1	2	5	Keup (R)
15	Taylor Belza (1)	Winthrop (G2 - 3/7)	0	0	8	Hansen (R)
16	Chase Fralick (5)	UAB (3/10)	1	1	2	Hyatt (L)
17	Eric Guevara (4)	UAB (3/10)	1	2	3	Hicks (R)
18	Bub Terrell (3)	UAB (3/10)	0	2	3	Hicks (R)
19	Lucas Steele (1)	UAB (3/10)	3	2	5	Haines (R)
20	Bub Terrell (4)	at Missouri (3/13)	1	1	8	Dohrmann (R)
21	Ethin Bingaman (3)	at Missouri (G2 - 3/14)	2	2	7	Villareal (L)
22	Logan Gregorio (1)	Georgia Tech (3/17)	0	0	2	Angelakos (R)
23	Chris Rembert (1)	Georgia Tech (3/17)	1	1	2	Angelakos (R)
24	Chris Rembert (2)	Texas (3/21)	0	1	7	Grubbs (R)
25	Chris Rembert (3)	vs. South Alabama (3/24)	0	0	8	Garmon (R)
26	Bub Terrell (5)	at Georgia Tech (3/31)	0	0	2	Underwood (L)
27	Eric Guevara (5)	Arkansas (4/2)	0	2	6	Cornelson (R)
28	Bub Terrell (6)	Arkansas (4/4)	0	2	5	Coil (L)
29	Chase Fralick (6)	Arkansas (4/4)	0	2	6	Brissey (R)
30	Bub Terrell (7)	Kentucky (4/12)	1	2	1	Cleaver (L)
31	Logan Gregorio (2)	Kentucky (4/12)	3	1	5	Bounds (R)
32	Eric Guevara (6)	Alabama State (4/14)	1	2	4	Peterson (R)
33	Bub Terrell (8)	Alabama State (4/14)	1	2	4	Peterson (R)
34	Lucas Steele (2)	Alabama State (4/14)	1	1	6	Loeffler (R)
35	Eric Guevara (7)	Alabama State (4/14)	1	2	6	Loeffler (R)
36	Ethin Bingaman (4)	at Florida (4/17)	0	0	2	Peterson (R)
37	Mason McCraine (2)	at Florida (4/17)	1	2	4	Peterson (R)
38	Mason McCraine (3)	at Florida (4/17)	0	1	6	McNeillie (R)
39	Bub Terrell (9)	at Florida (4/18)	0	0	8	Whitenour (R)
40	Mason McCraine (4)	at Florida (4/18)	1	1	9	Reeth (R)
41	Eric Guevara (8)	vs. Samford (4/21)	1	0	1	O'Beime (L)
42	Ethin Bingaman (5)	vs. Samford (4/21)	1	1	1	O'Beime (L)
43	Eddie Madrigal (1)	vs. Samford (4/21)	0	0	3	Fredette (R)
44	Mason McCraine (5)	Oklahoma (4/24)	0	0	1	Mercurius (R)
45	Chase Fralick (7)	Oklahoma (4/24)	0	1	1	Mercurius (R)
46	Eric Guevara (9)	Oklahoma (4/24)	1	0	4	Bixby (R)
47	Chase Fralick (8)	Oklahoma (4/25)	0	1	8	Mercurius (R)
48	Bub Terrell (10)	Oklahoma (4/26)	0	0	2	Rager (L)
49	Chase Fralick (9)	Oklahoma (4/26)	1	1	3	Rager (L)
50	Ethin Bingaman (6)	Oklahoma (4/26)	0	2	3	Rager (L)
51	Ethin Bingaman (7)	Oklahoma (4/26)	2	2	4	Bodin (R)
52	Eric Guevara (10)	Oklahoma (4/26)	1	0	6	Jones (L)
53	Ethin Bingaman (8)	Oklahoma (4/26)	2	1	8	Cleveland (R)
54	Chase Fralick (10)	at Texas A&M (G1 - 5/2)	1	2	4	Cunningham (R)
55	Ethin Bingaman (9)	at Texas A&M (G1 - 5/2)	1	2	4	Cunningham (R)
56	Brandon McCraine (1)	at Texas A&M (G1 - 5/2)	2	2	7	Hubert (L)
57	Chase Fralick (11)	at Texas A&M (G2 - 5/2)	0	2	1	Sims (R)
58	Chase Fralick (12)	at Texas A&M (G2 - 5/2)	0	1	3	Sims (R)
59	Bub Terrell (11)	at Texas A&M (G2 - 5/2)	1	2	3	Sims (R)
60	Eric Guevara (11)	at UAB (5/5)	1	0	8	Helmers (R)
61	Bub Terrell (12)	at Mississippi State (5/7)	1	2	7	Valincius (L)
62	Chase Fralick (13)	at Mississippi State (5/8)	0	0	9	Davis (R)
63	Chris Rembert (4)	at Mississippi State (5/9)	0	0	2	McPherson (R)
64	Ethin Bingaman (10)	at Mississippi State (5/9)	1	1	5	Rhodes (R)
65	Bub Terrell (13)	Georgia (5/15)	0	1	7	Farley (R)
66	Bub Terrell (14)	Georgia (5/16)	0	0	4	Aoki (R)
67	Bub Terrell (15)	Georgia (5/16)	2	1	5	Aoki (R)
68	Cade Belyeu (1)	Georgia (5/16)	0	2	5	Ishikawa (L)
69	Chase Fralick (14)	vs. LSU (5/20)	0	0	4	Evans (R)
70	Eric Guevara (12)	vs. LSU (5/20)	0	1	6	Cowan (R)
71	Mason McCraine (6)	vs. Texas A&M (5/22)	0	0	2	Darden (L)
72	Ethin Bingaman (11)	vs. Texas A&M (5/22)	0	0	7	Sdao (L)

AUBURN CAREER HOME RUN BREAKDOWN

	1R	2R	3R	GS	Career	Home	Road	Last
Belyeu	7	4	2	1	14	8	6	5/16/26
Belza	1	--	--	--	1	1	--	3/7/26
Bingaman	5	3	3	--	11	3	8	5/22/26
Carter	2	2	--	--	4	2	2	3/6/26
Fralick	11	4	3	--	18	10	8	5/20/26
Gregorio	1	--	--	1	2	2	--	4/12/26
Guevara	8	10	--	1	19	15	4	5/20/26
Madrigal	1	--	--	--	1	--	1	4/21/26
B. McCraine	--	--	1	--	1	--	1	5/2/26
M. McCraine	3	3	--	--	6	2	4	5/22/26
Rembert	7	6	1	--	14	10	4	5/9/26
Steele	6	3	--	2	11	8	3	4/14/26
Terrell	10	8	2	--	20	14	6	5/16/26

AUBURN HITTING STREAKS

	Current	'26	Career
Cade Belyeu	-	4	8
Taylor Belza	1	1	1
Ethin Bingaman	1	9	9
Bristol Carter	1	7	7
Todd Clay	-	4	4
Caiden Combs	-	1	1
Ryne Farber	-	1	1
Chase Fralick	2	9	11
Logan Gregorio	-	4	4
Eric Guevara	3	17	17
Eddie Madrigal	-	5	5
B. McCraine	4	12	12
M. McCraine	5	8	8
Chris Rembert	11	10	11
Lucas Steele	-	4	10
Bub Terrell	4	13	13

AUBURN REACHED BASE STREAKS

	Current	'26	Career
Cade Belyeu	5	5	21
Taylor Belza	1	3	3
Ethin Bingaman	1	18	18
Bristol Carter	1	14	14
Todd Clay	-	6	6
Caiden Combs	-	1	1
Ryne Farber	-	1	1
Chase Fralick	7	26	26
Logan Gregorio	-	6	6
Eric Guevara	3	23	23
Jett Johnston	-	1	1
Eddie Madrigal	-	5	5
B. McCraine	4	19	19
M. McCraine	5	14	14
Chris Rembert	11	16	19
Lucas Steele	-	10	16
Bub Terrell	4	19	19

BUNT HITS

Player	No.
Bristol Carter	6
Eric Guevara	3
Cade Belyeu	2
Brandon McCraine	2
Chase Fralick	1
Mason McCraine	1
TOTAL	15

SAC BUNTS

Player	No.
Bristol Carter	8
Chris Rembert	2
Lucas Steele	2
Cade Belyeu	1
Eric Guevara	1
Chase Fralick	1
Eddie Madrigal	1
Brandon McCraine	1
TOTAL	17

SAC FLIES

Player	No.
Chris Rembert	4
Eric Guevara	3
Brandon McCraine	3
Mason McCraine	3
Cade Belyeu	2
Logan Gregorio	2
Ethin Bingaman	1
Bristol Carter	1
Ryne Farber	1
Chase Fralick	1
Lucas Steele	1
Bub Terrell	1
TOTAL	22

OUTFIELD ASSISTS

Player	No.
Bub Terrell	3
Bristol Carter	3
Mason McCraine	2
Cade Belyeu	1
TOTAL	9

PINCH HITS

Player	No.
Eddie Madrigal	2
Bristol Carter	1
Logan Gregorio	1
Mason McCraine	1
TOTAL	

GAME-BY-GAME STARTING LINEUPS

DATE	OPP	1	2	3	4	5	6	7	8	9	SP
2/13	Youngstown State	Rembert	Terrell	Guevara	Fralick	Clay	Gregorio	Steele	Bingaman	Belyeu	Maricano
2/14	Youngstown State	Rembert	Terrell	Guevara	Fralick	Belyeu	Bingaman	Gregorio	Carter	Farber	Sanders
2/14	Youngstown State	Guevara	Terrell	Fralick	Steele	Belyeu	B. McCraine	M. McCraine	Carter	Farber	Petrovic
2/17	Cincinnati	Guevara	Terrell	Fralick	Steele	Belyeu	Clay	M. McCraine	B. McCraine	Farber	Alvarez
2/20	vs. Kansas State^	Carter	Terrell	Guevara	Fralick	Steele	Clay	Bingaman	Belyeu	B. McCraine	Marciano
2/21	vs. Florida State^	Carter	Terrell	Guevara	Fralick	B. McCraine	Gregorio	Combs	Belyeu	Farber	Sanders
2/22	vs. Louisville^	Carter	Guevara	Fralick	B. McCraine	Terrell	Bingaman	Steele	Combs	Clay	Petrovic
2/25	West Georgia	Carter	Fralick	Guevara	Bingaman	Terrell	B. McCraine	Gregorio	Clay	Belyeu	Alvarez
2/27	Nebraska	Carter	Fralick	Guevara	Terrell	Bingaman	Rembert	M. McCraine	B. McCraine	Farber	Marciano
2/28	Nebraska	Carter	Fralick	Guevara	Terrell	Bingaman	Rembert	M. McCraine	B. McCraine	Steele	Sanders
3/1	Nebraska	Carter	Fralick	Terrell	Guevara	M. McCraine	Rembert	Gregorio	B. McCraine	Steele	Petrovic
3/3	Samford	Carter	Fralick	Terrell	Guevara	Rembert	M. McCraine	B. McCraine	Belyeu	Bingaman	Alvarez
3/6	Winthrop	Carter	Rembert	Fralick	Guevara	Terrell	B. McCraine	Steele	Bingaman	M. McCraine	Marciano
3/7	Winthrop	Carter	Rembert	Fralick	Guevara	Terrell	B. McCraine	Clay	Bingaman	M. McCraine	Sanders
3/8	Winthrop	Rembert	Terrell	Fralick	Guevara	M. McCraine	Steele	B. McCraine	Belza	Belyeu	Petrovic
3/10	UAB	Carter	Rembert	Fralick	Guevara	Terrell	B. McCraine	M. McCraine	Bingaman	Steele	Alvarez
3/13	at Missouri*	Carter	Rembert	Fralick	Guevara	Terrell	B. McCraine	M. McCraine	Bingaman	Clay	Marciano
3/14	at Missouri*	Carter	Rembert	Fralick	Guevara	Terrell	B. McCraine	M. McCraine	Bingaman	Steele	Sanders
3/15	at Missouri*	Rembert	Fralick	Terrell	Bingaman	B. McCraine	Steele	M. McCraine	Clay	Belyeu	Petrovic
3/17	Georgia Tech	Rembert	Fralick	Terrell	Bingaman	M. McCraine	B. McCraine	Gregorio	Clay	Belyeu	Alvarez
3/20	Texas*	Rembert	Fralick	Terrell	Guevara	M. McCraine	Bingaman	Steele	B. McCraine	Belyeu	Marciano
3/21	Texas*	Carter	Rembert	Fralick	Bingaman	Terrell	Guevara	M. McCraine	B. McCraine	Clay	Sanders
3/22	Texas*	Carter	Rembert	Fralick	Guevara	Terrell	Bingaman	M. McCraine	B. McCraine	Steele	Petrovic
3/24	vs. South Alabama	Carter	Rembert	Fralick	Guevara	Bingaman	Madrigal	Steele	B. McCraine	Belyeu	Alvarez
3/27	at Alabama*	Carter	Rembert	Fralick	Guevara	Terrell	Madrigal	Steele	B. McCraine	Belyeu	Marciano
3/28	at Alabama*	Carter	Rembert	Fralick	Guevara	Bingaman	Terrell	B. McCraine	Clay	Combs	Sanders
3/29	at Alabama*	Carter	Rembert	Fralick	Guevara	Madrigal	Steele	M. McCraine	B. McCraine	Belyeu	Petrovic
3/31	at Georgia Tech	Carter	Fralick	Rembert	Madrigal	Guevara	Terrell	Bingaman	Belyeu	B. McCraine	Chatterton
4/2	Arkansas*	Carter	Fralick	Rembert	Terrell	Guevara	Madrigal	Bingaman	M. McCraine	B. McCraine	Alvarez
4/3	Arkansas*	Carter	Fralick	Rembert	Terrell	Guevara	Madrigal	Bingaman	M. McCraine	B. McCraine	Marciano
4/4	Arkansas*	Carter	Rembert	Fralick	Guevara	Bingaman	Terrell	B. McCraine	Clay	Belyeu	Petrovic
4/7	Jacksonville State	Carter	Fralick	Rembert	Terrell	Guevara	Bingaman	Gregorio	B. McCraine	M. McCraine	Chatterton
4/10	Kentucky*	Carter	Fralick	Rembert	Terrell	Guevara	Gregorio	Bingaman	Madrigal	B. McCraine	Alvarez
4/11	Kentucky*	Carter	Fralick	Guevara	Terrell	Rembert	Madrigal	Bingaman	Gregorio	B. McCraine	Marciano
4/12	Kentucky*	Carter	Fralick	Guevara	Rembert	Terrell	Bingaman	Madrigal	B. McCraine	Gregorio	Petrovic
4/14	Alabama State	Carter	Fralick	Guevara	Rembert	Terrell	Bingaman	Gregorio	B. McCraine	Steele	Graves
4/16	at Florida*	Rembert	Fralick	Guevara	Terrell	Gregorio	Bingaman	Madrigal	B. McCraine	M. McCraine	Alvarez
4/17	at Florida*	M. McCraine	Guevara	Fralick	Rembert	Gregorio	Bingaman	Madrigal	Terrell	B. McCraine	Marciano
4/18	at Florida*	M. McCraine	Guevara	Fralick	Rembert	Madrigal	Bingaman	Steele	B. McCraine	Terrell	Petrovic
4/21	vs. Samford	M. McCraine	Guevara	Fralick	Rembert	Bingaman	Terrell	B. McCraine	Madrigal	Carter	Graves
4/24	Oklahoma*	M. McCraine	Guevara	Fralick	Rembert	Terrell	Bingaman	Madrigal	B. McCraine	Carter	Alvarez
4/25	Oklahoma*	M. McCraine	Guevara	Fralick	Rembert	Bingaman	Terrell	B. McCraine	Madrigal	Carter	Marciano
4/26	Oklahoma*	M. McCraine	Guevara	Fralick	Rembert	Bingaman	Terrell	B. McCraine	Madrigal	Carter	Petrovic
5/1	at Texas A&M*	M. McCraine	Guevara	Fralick	Rembert	Bingaman	Terrell	B. McCraine	Madrigal	Carter	Alvarez
5/2	at Texas A&M*	M. McCraine	Guevara	Fralick	Rembert	Bingaman	Terrell	B. McCraine	Madrigal	Carter	Marciano
5/3	at Texas A&M*	M. McCraine	Guevara	Fralick	Rembert	Bingaman	Terrell	B. McCraine	Madrigal	Carter	Petrovic
5/5	at UAB	M. McCraine	Guevara	Fralick	Rembert	Bingaman	Terrell	B. McCraine	Madrigal	Steele	Graves
5/7	at Mississippi State*	M. McCraine	Guevara	Fralick	Rembert	Bingaman	Terrell	B. McCraine	Madrigal	Carter	Marciano
5/8	at Mississippi State*	M. McCraine	Guevara	Fralick	Rembert	Bingaman	Terrell	B. McCraine	Belyeu	Steele	Alvarez
5/9	at Mississippi State*	M. McCraine	Guevara	Fralick	Rembert	Bingaman	Terrell	B. McCraine	Gregorio	Carter	Petrovic
5/12	at Jacksonville State	M. McCraine	Guevara	Terrell	Rembert	Bingaman	Madrigal	B. McCraine	Steele	Carter	Graves
5/14	Georgia*	M. McCraine	Guevara	Fralick	Rembert	Bingaman	Terrell	B. McCraine	Madrigal	Carter	Marciano
5/15	Georgia*	M. McCraine	Guevara	Fralick	Rembert	Bingaman	Terrell	Gregorio	Belyeu	B. McCraine	Alvarez
5/16	Georgia*	M. McCraine	Rembert	Fralick	Bingaman	Guevara	Terrell	Gregorio	Belyeu	B. McCraine	Petrovic
5/20	vs. LSU%	Rembert	Fralick	Bingaman	Guevara	Terrell	B. McCraine	M. McCraine	Carter	Belyeu	Marciano
5/22	vs. Texas A&M%	Rembert	Fralick	Bingaman	Guevara	Terrell	B. McCraine	M. McCraine	Belza	Carter	Alvarez
5/23	vs. Arkansas%										

^ - Amegy Bank College Baseball Series

* - SEC Game

% - SEC Tournament

GAME-BY-GAME STARTERS

DATE	OPP	SP	C	1B	2B	3B	SS	LF	CF	RF	DH
2/13	Youngstown State	Marciano	Fralick	Bingaman	Rembert	Clay	Guevara	Steele	Belyeu	Terrell	Gregorio
2/14	Youngstown State	Sanders	Fralick	Bingaman	Rembert	Guevara	Farber	Terrell	Carter	Belyeu	Gregorio
2/14	Youngstown State	Petrovic	Steele	Terrell	B. McCraine	Guevara	Farber	Belyeu	Carter	M. McCraine	Fralick
2/17	Cincinnati	Alvarez	Fralick	Clay	B. McCraine	Guevara	Farber	Terrell	Belyeu	M. McCraine	Steele
2/20	vs. Kansas State^	Marciano	Fralick	Bingaman	B. McCraine	Clay	Guevara	Terrell	Carter	Belyeu	Steele
2/21	vs. Florida State^	Sanders	Fralick	Combs	B. McCraine	Guevara	Farber	Terrell	Carter	Belyeu	Gregorio
2/22	vs. Louisville^	Petrovic	Steele	Fralick	B. McCraine	Clay	Guevara	Terrell	Carter	Bingaman	Combs
2/25	West Georgia	Alvarez	Fralick	Bingaman	B. McCraine	Clay	Guevara	Terrell	Carter	Belyeu	Gregorio
2/27	Nebraska	Marciano	Fralick	Bingaman	B. McCraine	Guevara	Farber	Terrell	Carter	M. McCraine	Rembert
2/28	Nebraska	Sanders	Fralick	Bingaman	Rembert	B. McCraine	Guevara	Terrell	Carter	M. McCraine	Steele
3/1	Nebraska	Petrovic	Steele	Fralick	Rembert	B. McCraine	Guevara	Terrell	Carter	M. McCraine	Gregorio
3/3	Samford	Alvarez	Fralick	Bingaman	Rembert	B. McCraine	Guevara	Terrell	Carter	Belyeu	M. McCraine
3/6	Winthrop	Marciano	Fralick	Bingaman	Rembert	Guevara	B. McCraine	Terrell	Carter	M. McCraine	Steele
3/7	Winthrop	Sanders	Fralick	Bingaman	Rembert	Guevara	B. McCraine	Terrell	Carter	M. McCraine	Clay
3/8	Winthrop	Petrovic	Steele	Fralick	Rembert	Guevara	B. McCraine	Terrell	Belyeu	M. McCraine	Belza
3/10	UAB	Alvarez	Fralick	Bingaman	Rembert	Guevara	B. McCraine	Terrell	Carter	M. McCraine	Steele
3/13	at Missouri*	Marciano	Fralick	Bingaman	Rembert	Guevara	B. McCraine	Terrell	Carter	M. McCraine	Clay
3/14	at Missouri*	Sanders	Fralick	Bingaman	Rembert	Guevara	B. McCraine	Terrell	Carter	M. McCraine	Steele
3/15	at Missouri*	Petrovic	Steele	Bingaman	Rembert	Clay	B. McCraine	Terrell	Belyeu	M. McCraine	Fralick
3/17	Georgia Tech	Alvarez	Fralick	Bingaman	Rembert	Clay	B. McCraine	Terrell	Belyeu	M. McCraine	Gregorio
3/20	Texas*	Marciano	Fralick	Bingaman	Rembert	Guevara	B. McCraine	Terrell	Belyeu	M. McCraine	Steele
3/21	Texas*	Sanders	Fralick	Bingaman	Rembert	Guevara	B. McCraine	Terrell	Carter	M. McCraine	Clay
3/22	Texas*	Petrovic	Steele	Bingaman	Rembert	Guevara	B. McCraine	Terrell	Carter	M. McCraine	Fralick
3/24	vs. South Alabama	Alvarez	Fralick	Bingaman	Rembert	Guevara	B. McCraine	Steele	Carter	Belyeu	Madrigal
3/27	at Alabama*	Marciano	Fralick	Madrigal	Rembert	Guevara	B. McCraine	Terrell	Carter	Belyeu	Steele
3/28	at Alabama*	Sanders	Fralick	Clay	Rembert	Guevara	B. McCraine	Terrell	Carter	Bingaman	Combs
3/29	at Alabama*	Petrovic	Steele	Fralick	Rembert	Guevara	B. McCraine	Belyeu	Carter	M. McCraine	Madrigal
3/31	at Georgia Tech	Chatterton	Fralick	Bingaman	Rembert	Guevara	B. McCraine	Terrell	Carter	Belyeu	Madrigal
4/2	Arkansas*	Alvarez	Fralick	Bingaman	Rembert	Guevara	B. McCraine	Terrell	Carter	M. McCraine	Madrigal
4/3	Arkansas*	Marciano	Fralick	Bingaman	Rembert	Guevara	B. McCraine	Terrell	Carter	M. McCraine	Madrigal
4/4	Arkansas*	Petrovic	Fralick	Bingaman	Rembert	Guevara	B. McCraine	Terrell	Carter	Belyeu	Clay
4/7	Jacksonville State	Chatterton	Fralick	Bingaman	Rembert	Guevara	B. McCraine	Terrell	Carter	M. McCraine	Gregorio
4/10	Kentucky*	Alvarez	Fralick	Madrigal	Rembert	Guevara	B. McCraine	Terrell	Carter	Bingaman	Gregorio
4/11	Kentucky*	Marciano	Fralick	Madrigal	Rembert	Guevara	B. McCraine	Terrell	Carter	Bingaman	Gregorio
4/12	Kentucky*	Petrovic	Fralick	Madrigal	Rembert	Guevara	B. McCraine	Terrell	Carter	Bingaman	Gregorio
4/14	Alabama State	Graves	Steele	Fralick	Rembert	Guevara	B. McCraine	Terrell	Carter	Bingaman	Gregorio
4/16	at Florida*	Alvarez	Fralick	Madrigal	Rembert	Guevara	B. McCraine	M. McCraine	Terrell	Bingaman	Gregorio
4/17	at Florida*	Marciano	Fralick	Madrigal	Rembert	Guevara	B. McCraine	M. McCraine	Terrell	Bingaman	Gregorio
4/18	at Florida*	Petrovic	Steele	Madrigal	Rembert	Guevara	B. McCraine	M. McCraine	Terrell	Bingaman	Fralick
4/21	vs. Samford	Graves	Fralick	Bingaman	Rembert	Guevara	B. McCraine	Terrell	Carter	M. McCraine	Madrigal
4/24	Oklahoma*	Alvarez	Fralick	Bingaman	Rembert	Guevara	B. McCraine	Terrell	Carter	M. McCraine	Madrigal
4/25	Oklahoma*	Marciano	Fralick	Bingaman	Rembert	Guevara	B. McCraine	Terrell	Carter	M. McCraine	Madrigal
4/26	Oklahoma*	Petrovic	Fralick	Bingaman	Rembert	Guevara	B. McCraine	Terrell	Carter	M. McCraine	Madrigal
5/1	at Texas A&M*	Alvarez	Fralick	Bingaman	Rembert	Guevara	B. McCraine	Terrell	Carter	M. McCraine	Madrigal
5/2	at Texas A&M*	Marciano	Fralick	Bingaman	Rembert	Guevara	B. McCraine	Terrell	Carter	M. McCraine	Madrigal
5/3	at Texas A&M*	Petrovic	Fralick	Bingaman	Rembert	Guevara	B. McCraine	Terrell	Carter	M. McCraine	Madrigal
5/5	at UAB	Graves	Steele	Fralick	Rembert	Guevara	B. McCraine	M. McCraine	Terrell	Bingaman	Madrigal
5/7	at Mississippi State*	Marciano	Fralick	Bingaman	Rembert	Guevara	B. McCraine	Terrell	Carter	M. McCraine	Madrigal
5/8	at Mississippi State*	Alvarez	Fralick	Bingaman	Rembert	Guevara	B. McCraine	Terrell	Belyeu	M. McCraine	Steele
5/9	at Mississippi State*	Petrovic	Fralick	Bingaman	Rembert	Guevara	B. McCraine	Terrell	Carter	M. McCraine	Gregorio
5/12	at Jacksonville State	Graves	Steele	Bingaman	Rembert	Guevara	B. McCraine	Terrell	Carter	M. McCraine	Madrigal
5/14	Georgia*	Marciano	Fralick	Bingaman	Rembert	Guevara	B. McCraine	Terrell	Carter	M. McCraine	Madrigal
5/15	Georgia*	Alvarez	Fralick	Bingaman	Rembert	Guevara	B. McCraine	Terrell	Belyeu	M. McCraine	Gregorio
5/16	Georgia*	Petrovic	Fralick	Bingaman	Rembert	Guevara	B. McCraine	Terrell	Belyeu	M. McCraine	Gregorio
5/20	vs. LSU%	Marciano	Fralick	Bingaman	Rembert	Guevara	B. McCraine	Terrell	Carter	Belyeu	M. McCraine
5/22	vs. Texas A&M%	Alvarez	Fralick	Bingaman	Rembert	Guevara	B. McCraine	Terrell	Carter	M. McCraine	Belza
5/23	vs. Arkansas%										

^ - Amegy Bank College Baseball Series presented by Kubota

* - SEC Game

% - SEC Tournament

OVERALL STATS



**2026 Auburn Baseball
Overall Statistics for Auburn (as of May 23, 2026)
(All games Sorted by Batting avg)**



Record: 38-18 Home: 21-10 Away: 10-8 Neutral: 7-0 SEC: 17-13

Player	avg	gp-gs	ab	r	h	2b	3b	hr	rbi	tb	slg%	bb	hp	so	gdp	ob%	sf	sh	sb-att	po	a	e	fld%	
11 McCraine, Brandon	.349	55-54	186	35	65	10	1	1	28	80	.430	25	4	38	4	.431	3	1	16-19	50	93	7	.953	
2 Rembert, Chris	.347	50-50	199	33	69	13	1	4	43	96	.482	17	5	35	2	.404	4	2	11-16	69	87	5	.969	
8 Guevara, Eric	.341	54-54	214	46	73	12	0	12	49	121	.565	16	11	46	3	.410	3	1	3-3	44	101	7	.954	
18 Bingaman, Ethin	.324	52-49	182	51	59	7	0	11	42	99	.544	26	4	30	2	.418	1	0	4-6	291	17	2	.994	
3 Fralick, Chase	.316	55-55	209	44	66	16	1	14	45	126	.603	28	10	42	3	.418	2	1	1-1	476	33	2	.996	
17 McCraine, Mason	.310	43-41	145	37	45	9	1	6	35	74	.510	25	3	42	2	.415	3	0	5-8	65	2	1	.985	
19 Terrell, Bub	.304	54-54	207	40	63	12	0	15	42	120	.580	24	4	69	3	.386	1	0	3-5	88	4	2	.979	
5 Carter, Bristol	.297	47-43	145	48	43	7	0	2	25	56	.386	29	6	23	2	.431	1	8	29-30	91	3	1	.989	

23 Madrigal, Eddie	.244	26-23	78	8	19	3	0	1	6	25	.321	9	1	16	1	.330	0	1	1-2	48	0	1	.980	
14 Belyeu, Cade	.221	33-21	77	13	17	3	0	1	11	23	.299	6	8	25	2	.333	2	1	1-2	46	1	2	.959	
34 Gregorio, Logan	.218	25-16	55	5	12	0	0	2	13	18	.327	2	3	12	1	.274	2	0	0-0	1	0	0	1.000	
10 Steele, Lucas	.171	33-22	76	14	13	1	0	2	10	20	.263	22	4	23	2	.379	1	2	0-0	103	3	2	.981	
1 Farber, Ryne	.154	9-5	13	3	2	1	0	0	2	3	.231	3	0	3	1	.294	1	0	0-0	4	6	3	.769	
25 Belza, Taylor	.143	9-2	14	3	2	0	0	1	1	5	.357	2	0	8	0	.250	0	0	0-0	11	2	0	1.000	
7 Clay, Todd	.133	20-12	45	2	6	1	0	0	4	7	.156	5	1	11	1	.235	0	0	1-1	18	9	0	1.000	
26 Combs, Caiden	.067	11-3	15	0	1	0	0	0	2	1	.067	1	0	5	1	.125	0	0	0-0	2	0	0	1.000	
52 Waldrop, Tanner	.000	2-0	1	0	0	0	0	0	0	0	.000	0	0	0	0	.000	0	0	0-0	0	1	0	1.000	
44 Thompson, Ty	.000	12-0	1	4	0	0	0	0	0	0	.000	0	0	1	0	.000	0	0	0-0	0	1	0	1.000	
Totals	.298	56	1862	386	555	95	4	72	358	874	.469	240	64	429	30	.392	24	17	75-93	1428	427	44	.977	
Opponents	.230	56	1779	210	409	74	2	51	193	640	.360	150	48	553	26	.305	12	19	29-40	1385	515	58	.970	

LOB - Team (437), Opp (371). DPs turned - Team (32), Opp (35). CI - Team (1), Steele, L. 1, Opp (1). IBB - Team (8), Fralick, C. 3, Clay, T. 1, Belyeu, C. 1, Terrell, B. 1, McCraine, B. 1, Rembert, C. 1, Opp (1). Picked off - McCraine, M. 1, Rembert, C. 1, Carter, B. 1, Terrell, B. 1.

(All games Sorted by Earned run avg)

Player	era	w-l	app	gs	cg	sho	sv	ip	h	r	er	bb	so	2b	3b	hr	b/avg	wp	hp	bks	sfa	sha		
41 Cormier, LJ	2.06	1-0	18	0	0	0/1	2	39.1	28	11	9	12	49	5	0	1	.190	6	6	0	0	0		
4 Marciano, Jake	2.64	5-5	15	15	0	0/2	0	81.2	62	29	24	17	100	12	2	13	.208	2	10	0	2	5		
36 Sanders, Jackson	2.66	4-1	14	7	0	0/1	4	61.0	47	22	18	22	82	9	0	4	.212	4	6	0	0	2		
21 Alvarez, Andreas	3.30	9-3	14	14	1	0/2	0	73.2	63	32	27	28	102	10	0	9	.230	9	5	1	2	0		
43 Petrovic, Alex	3.38	9-2	14	14	1	1/0	0	77.1	60	30	29	17	74	11	0	7	.211	2	6	0	2	1		

18 Bingaman, Ethin	0.00	0-0	1	0	0	0/0	0	1.0	1	0	0	1	0	1	0	0	.250	0	0	0	0	0		
46 Roberts, Saxon	0.00	0-0	1	0	0	0/0	0	0.0	0	0	0	2	0	0	0	0		1	0	0	0	0		
42 Chancellor, Abe	0.75	0-0	10	0	0	0/1	0	12.0	6	1	1	5	12	1	0	0	.154	2	3	0	0	0		
6 Whalen, Drew	2.45	1-0	6	0	0	0/1	0	11.0	6	4	3	6	11	1	0	1	.167	1	2	0	1	2		
28 Hetzler, Ryan	2.59	4-1	16	0	0	0/0	2	24.1	25	9	7	5	19	6	0	4	.272	0	1	0	1	1		
20 Kulik, Marcel	4.91	0-0	9	0	0	0/1	0	11.0	14	6	6	3	14	3	0	0	.311	0	1	1	1	0		
12 Brewer, Garrett	5.00	1-2	16	0	0	0/1	3	18.0	19	12	10	9	26	7	0	2	.260	5	1	1	0	1		
9 Johnston, Jett	5.64	0-1	14	0	0	0/1	0	22.1	25	15	14	4	28	4	0	2	.266	2	1	0	0	1		
32 Graves, Griffin	6.23	2-1	5	4	0	0/1	0	13.0	11	9	9	6	9	0	0	1	.244	0	1	0	1	2		
13 Harden, Ethan	6.35	0-0	8	0	0	0/2	0	5.2	9	5	4	2	3	1	0	2	.360	1	1	0	0	0		
27 Chatterton, Christian	7.00	2-2	10	2	0	0/0	0	18.0	20	14	14	8	17	3	0	3	.290	3	4	1	2	2		
24 de Jong, Justice	10.80	0-0	5	0	0	0/0	0	5.0	7	8	6	1	4	0	0	2	.333	0	0	0	0	2		
22 Gatwood, Connor	16.20	0-0	5	0	0	0/0	0	1.2	6	3	3	2	3	0	0	0	.600	1	0	0	0	0		
Totals	3.48	38-18	56	56	2	7/6	11	476.0	409	210	184	150	553	74	2	51	.230	39	48	4	12	19		
Opponents	6.53	18-38	56	56	0	2/2	11	461.2	555	386	335	240	429	95	4	72	.298	45	64	5	24	17		

PB - Team (8), Fralick, C. 5, Belza, T. 2, Steele, L. 1, Opp (4). Pickoffs - Team (5), Fralick, C. 1, Sanders, J. 1, Marciano, J. 1, Alvarez, A. 1, Graves, G. 1, Opp (4). SBA/ATT - Fralick, C. (22-29), Steele, L. (6-8), Petrovic, A. (4-7), Alvarez, A. (2-5), Sanders, J. (5-5), Whalen, D. (3-4), Cormier, L. (3-4), Marciano, J. (1-3), Chancellor, A. (3-3), Kulik, M. (2-2), Graves, G. (1-2), Brewer, G. (2-2), Belza, T. (1-1), Johnston, J. (1-1), Gatwood, C. (1-1), Chatterton, C. (1-1).

GAMES SUMMARY



**2026 Auburn Baseball
Games Summary for Auburn (as of May 23, 2026)
(All games)**



Score by innings	1	2	3	4	5	6	7	8	9	EX	Total
Auburn	53	50	33	36	86	28	48	32	15	5	386
Opponents	33	25	20	27	23	16	20	28	14	4	210

Record when ...

Overall	38-18	After 6 leading	30-2
Conference	17-13 trailing	3-15
Non-Conference	21-5 tied	5-1
Home games	21-10	After 7 leading	23-2
Away games	10-8 trailing	3-14
Neutral site	7-0 tied	3-2
Day games	15-3	After 8 leading	20-0
Night games	23-15 trailing	2-13
vs Left starter	12-7 tied	4-2
vs Right starter	26-11		
1-Run games	7-8	Hit 0 home runs	8-13
2-Run games	4-2	... 1 home run	10-5
5+Run games	22-6	... 2+ home runs	20-0
Extra innings	2-1		
Shutouts	7-2	Opponent 0 home runs	22-5
	 1 home run	10-4
Scoring 0-2 runs	3-9 2+ HRs	6-9
..... 3-5 runs	8-6		
..... 6-9 runs	10-3	Made 0 errors	21-6
..... 10+ runs	17-0	... 1 error	14-5
		... 2+ errors	3-7
Opponent 0-2 runs	21-2		
..... 3-5 runs	16-7	Opp. made 0 errors	8-9
..... 6-9 runs	1-5 1 error	20-8
..... 10+ runs	0-4 2+ errors	10-1
Scored in 1st inning	18-7	Out-hit opponent	35-1
Opp. scored in 1st	6-8	Out-hit by opponent	2-15
Scores first	25-8	Hits are tied	1-2
Opp. scores first	13-10		

Record when team scores:

Runs	0	1	2	3	4	5	6	7	8	9	10+
W-L	0-2	0-5	3-2	1-4	3-2	4-0	3-1	1-1	4-1	2-0	17-0

Record when opponent scores:

Runs	0	1	2	3	4	5	6	7	8	9	10+
W-L	7-0	5-0	9-2	6-3	6-2	4-2	1-1	0-1	0-1	0-2	0-4

Record when leading after:

Inn.	1	2	3	4	5	6	7	8
W-L	17-5	23-4	26-4	27-3	31-2	30-2	23-2	20-0

Record when trailing after:

Inn.	1	2	3	4	5	6	7	8
W-L	4-7	4-12	5-13	5-14	3-14	3-15	3-14	2-13

Record when tied after:

Inn.	1	2	3	4	5	6	7	8
W-L	17-6	11-2	7-1	6-1	4-2	5-1	3-2	4-2

Current winning streak: 3
 Longest winning streak: 12
 Longest losing streak: 4

Home attendance : 180462 (31 dates avg = 5821)
 Away attendance : 152662 (25 dates avg = 6106)
 Total attendance: 333124 (56 dates avg = 5948)

SEC STATS



**2026 Auburn Baseball
Conference statistics for Auburn (as of May 18, 2026)
(SEC games only Sorted by Batting avg)**



Record: 17-13 Home: 8-7 Away: 9-6 SEC: 17-13

Player	avg	gp-gs	ab	r	h	2b	3b	hr	rbi	tb	slg%	bb	hp	so	gdp	ob%	sf	sh	sb-att	po	a	e	fld%	
18 Bingaman, Ethin	.333	29-28	105	27	35	6	0	7	32	62	.590	12	2	16	1	.408	1	0	3-5	157	13	2	.988	
2 Rembert, Chris	.328	30-30	122	18	40	6	0	2	21	52	.426	9	3	20	2	.382	2	1	8-11	39	49	3	.967	
8 Guevara, Eric	.328	29-29	116	21	38	7	0	3	18	54	.466	10	4	26	1	.400	0	0	3-3	26	61	2	.978	
17 McCraine, Mason	.303	24-24	89	20	27	6	0	4	13	45	.506	9	2	32	1	.376	1	0	2-3	39	2	0	1.000	
3 Fralick, Chase	.283	30-30	113	21	32	7	0	8	20	63	.558	14	6	26	3	.388	1	1	0-0	247	14	2	.992	
11 McCraine, Brandon	.279	30-30	104	15	29	6	0	1	17	38	.365	9	2	26	3	.345	1	1	8-10	33	51	4	.955	
19 Terrell, Bub	.250	29-29	108	24	27	5	0	10	22	62	.574	11	2	44	1	.328	1	0	1-1	53	2	1	.982	
23 Madrigal, Eddie	.230	21-18	61	5	14	3	0	0	4	17	.279	8	1	12	1	.329	0	1	1-2	48	0	1	.980	
5 Carter, Bristol	.178	23-22	73	16	13	3	0	0	6	16	.219	15	2	12	1	.333	0	3	9-9	47	2	1	.980	

14 Belyeu, Cade	.290	17-8	31	5	9	0	0	1	7	12	.387	3	5	10	1	.425	1	0	1-1	23	0	1	.958	
7 Clay, Todd	.211	7-5	19	2	4	0	0	0	2	4	.211	1	1	1	1	.286	0	0	1-1	8	0	0	1.000	
10 Steele, Lucas	.179	13-8	28	4	5	1	0	0	0	6	.214	8	1	8	1	.378	0	1	0-0	29	1	0	1.000	
34 Gregorio, Logan	.160	13-8	25	1	4	0	0	1	7	7	.280	1	2	5	0	.241	1	0	0-0	0	0	0	.000	
26 Combs, Caiden	.000	6-1	6	0	0	0	0	0	0	0	.000	1	0	3	0	.143	0	0	0-0	0	0	0	.000	
25 Belza, Taylor	.000	4-0	4	0	0	0	0	0	0	0	.000	2	0	4	0	.333	0	0	0-0	10	2	0	1.000	
52 Waldrop, Tanner	.000	1-0	0	0	0	0	0	0	0	0	.000	0	0	0	0	.000	0	0	0-0	0	1	0	1.000	
44 Thompson, Ty	.000	7-0	0	3	0	0	0	0	0	0	.000	0	0	0	0	.000	0	0	0-0	0	0	0	.000	
Totals	.276	30	1004	182	277	50	0	37	169	438	.436	113	33	245	17	.365	9	8	37-46	770	230	20	.980	
Opponents	.247	30	985	123	243	42	2	36	119	397	.403	84	23	277	12	.319	4	9	13-18	765	285	32	.970	

LOB - Team (220), Opp (212). DPs turned - Team (15), Opp (19). IBB - Team (4), Fralick, C. 3, Terrell, B. 1, Opp (1). Picked off - Carter, B. 1, Rembert, C. 1, McCraine, M. 1.

(SEC games only Sorted by Earned run avg)

Player	era	w-l	app	gs	cg	sho	sv	ip	h	r	er	bb	so	2b	3b	hr	b/avg	wp	hp	bk	sfa	sha		
41 Cormier, LJ	2.25	0-0	9	0	0	0/0	1	24.0	21	6	6	5	24	4	0	1	.228	4	2	0	0	0		
36 Sanders, Jackson	2.52	2-1	9	3	0	0/0	3	35.2	31	13	10	16	47	5	0	2	.235	4	5	0	0	2		
4 Marciano, Jake	3.35	2-5	10	10	0	0/1	0	53.2	46	25	20	15	61	8	2	12	.225	1	5	0	1	3		
43 Petrovic, Alex	3.70	6-2	10	10	1	1/0	0	58.1	47	24	24	15	51	9	0	6	.217	1	5	0	1	0		
21 Alvarez, Andreas	5.84	4-2	7	7	1	0/0	0	37.0	41	25	24	14	48	6	0	8	.273	5	3	1	0	0		

42 Chancellor, Abe	0.00	0-0	4	0	0	0/0	0	5.2	2	0	0	0	3	0	0	0	.105	1	1	0	0	0		
20 Kulik, Marcel	0.00	0-0	2	0	0	0/0	0	3.0	3	0	0	0	5	1	0	0	.250	0	0	0	0	0		
46 Roberts, Saxon	0.00	0-0	1	0	0	0/0	0	0.0	0	0	0	2	0	0	0	0		1	0	0	0	0		
28 Hetzler, Ryan	2.04	2-1	10	0	0	0/0	1	17.2	19	4	4	4	10	5	0	2	.288	0	1	0	1	0		
12 Brewer, Garrett	6.48	1-1	7	0	0	0/1	1	8.1	9	7	6	7	13	2	0	1	.265	3	0	1	0	1		
13 Harden, Ethan	9.00	0-0	2	0	0	0/0	0	1.0	2	1	1	0	0	0	0	1	.400	0	0	0	0	0		
9 Johnston, Jett	10.12	0-1	7	0	0	0/0	0	8.0	12	9	9	3	10	2	0	1	.353	0	0	0	0	1		
24 de Jong, Justice	11.57	0-0	2	0	0	0/0	0	2.1	3	3	3	0	3	0	0	1	.300	0	0	0	0	0		
27 Chatterton, Christian	27.00	0-0	2	0	0	0/0	0	1.0	4	3	3	2	0	0	0	1	.800	0	0	0	1	1		
6 Whalen, Drew	27.00	0-0	1	0	0	0/0	0	0.2	0	2	2	1	1	0	0	0	.000	0	1	0	0	1		
22 Gatwood, Connor	27.00	0-0	2	0	0	0/0	0	0.1	3	1	1	0	1	0	0	0	.750	0	0	0	0	0		
Totals	3.96	17-13	30	30	2	2/1	6	256.2	243	123	113	84	277	42	2	36	.247	20	23	2	4	9		
Opponents	5.61	13-17	30	30	0	1/1	9	255.0	277	182	159	113	245	50	0	37	.276	22	33	1	9	8		

PB - Team (3), Belza, T. 2, Fralick, C. 1, Opp (2). Pickoffs - Team (1), Fralick, C. 1, Opp (3). SBA/ATT - Fralick, C. (11-14), Petrovic, A. (3-5), Cormier, L. (2-3), Sanders, J. (3-3), Steele, L. (1-2), Alvarez, A. (1-2), Brewer, G. (2-2), Marciano, J. (0-1), Chancellor, A (1-1), Whalen, D. (1-1), Belza, T. (1-1).

SEC TOURNAMENT STATS



**2026 Auburn Baseball
Overall Statistics for Auburn (as of May 23, 2026)
(SEC Tournament Sorted by Batting avg)**



Record: 2-0 Home: 0-0 Away: 0-0 Neutral: 2-0 SEC: 0-0

Player	avg	gp-gs	ab	r	h	2b	3b	hr	rbi	tb	slg%	bb	hp	so	gdp	ob%	sf	sh	sb-att	po	a	e	fld%
8 Guevara, Eric	.444	2-2	9	1	4	0	0	1	2	7	.778	0	0	0	0	.444	0	0	0-0	2	3	0	1.000
17 McCraine, Mason	.400	2-2	5	1	2	0	0	1	1	5	1.000	2	0	2	0	.571	0	0	0-1	2	0	0	1.000
11 McCraine, Brandon	.286	2-2	7	1	2	0	0	0	0	2	.286	0	0	0	0	.286	0	0	0-0	1	7	0	1.000
5 Carter, Bristol	.286	2-2	7	2	2	1	0	0	0	3	.429	0	0	5	0	.286	0	0	0-0	7	0	0	1.000
2 Rembert, Chris	.286	2-2	7	0	2	1	0	0	1	3	.429	0	1	2	0	.375	0	1	1-1	8	3	0	1.000
25 Belza, Taylor	.250	1-1	4	1	1	0	0	0	0	1	.250	0	0	1	0	.250	0	0	0-0	0	0	0	.000
3 Fralick, Chase	.222	2-2	9	2	2	1	0	1	3	6	.667	0	0	3	0	.222	0	0	0-0	19	1	0	1.000
19 Terrell, Bub	.222	2-2	9	0	2	1	0	0	1	3	.333	0	0	4	0	.222	0	0	0-0	3	0	0	1.000
18 Bingaman, Ethin	.125	2-2	8	2	1	0	0	1	1	4	.500	1	0	4	0	.222	0	0	0-0	9	0	0	1.000

14 Belyeu, Cade	.000	1-1	2	0	0	0	0	0	0	0	.000	0	1	2	0	.333	0	0	0-0	3	0	0	1.000
Totals	.269	2	67	10	18	4	0	4	9	34	.507	3	2	23	0	.319	0	1	1-2	54	17	0	1.000
Opponents	.107	2	56	1	6	1	0	0	1	7	.125	8	1	19	2	.227	1	1	0-0	51	16	2	.971

LOB - Team (12), Opp (12). DPs turned - Team (2).

(SEC Tournament Sorted by Earned run avg)

Player	era	w-l	app	gs	cg	sho	sv	ip	h	r	er	bb	so	2b	3b	hr	b/avg	wp	hp	bks	sfa	sha
21 Alvarez, Andreas	0.00	1-0	1	1	0	0/1	0	5.0	1	0	0	4	9	0	0	0	.067	1	0	0	0	0
41 Cormier, LJ	0.00	0-0	1	0	0	0/1	1	4.0	1	0	0	1	4	0	0	0	.077	0	1	0	0	0
36 Sanders, Jackson	0.00	0-0	1	0	0	0/0	1	3.0	0	0	0	2	2	0	0	0	.000	0	0	0	0	0
4 Marciano, Jake	1.50	1-0	1	1	0	0/0	0	6.0	4	1	1	1	4	1	0	0	.211	0	0	0	1	1
Totals	0.50	2-0	2	2	0	1/1	2	18.0	6	1	1	8	19	1	0	0	.107	1	1	0	1	1
Opponents	4.76	0-2	2	2	0	0/0	0	17.0	18	10	9	3	23	4	0	4	.269	0	2	0	0	1

APR 2-4 vs. ARKANSAS



**2026 Auburn Baseball
Overall Statistics for Auburn (as of May 23, 2026)
(vs. Arkansas Sorted by Batting avg)**



Record: 2-1 Home: 2-1 Away: 0-0 SEC: 2-1

Player	avg	gp-gs	ab	r	h	2b	3b	hr	rbi	tb	slg%	bb	hp	so	gdp	ob%	sf	sh	sb-att	po	a	e	fld%
8 Guevara, Eric	.636	3-3	11	4	7	1	0	1	2	11	1.000	1	0	2	0	.667	0	0	0-0	0	6	1	.857
2 Rembert, Chris	.385	3-3	13	1	5	2	0	0	3	7	.538	1	0	2	0	.429	0	0	1-3	1	3	0	1.000
18 Bingaman, Ethin	.364	3-3	11	3	4	1	0	0	5	5	.455	0	0	2	0	.333	1	0	0-0	20	3	1	.958
11 McCraine, Brandon	.364	3-3	11	0	4	1	0	0	4	5	.455	0	0	1	0	.364	0	0	0-0	5	5	0	1.000
17 McCraine, Mason	.286	2-2	7	1	2	0	0	0	2	2	.286	0	0	3	1	.286	0	0	1-1	3	0	0	1.000
19 Terrell, Bub	.273	3-3	11	4	3	1	0	1	1	7	.636	1	1	4	0	.385	0	0	0-0	4	0	0	1.000
5 Carter, Bristol	.182	3-3	11	4	2	1	0	0	0	3	.273	3	0	1	0	.357	0	0	2-2	5	0	0	1.000
3 Fralick, Chase	.167	3-3	12	3	2	1	0	1	2	6	.500	1	1	2	0	.286	0	0	0-0	38	2	0	1.000
23 Madrigal, Eddie	.167	2-2	6	0	1	0	0	0	0	1	.167	1	0	3	0	.286	0	0	1-1	0	0	0	.000

14 Belyeu, Cade	.000	1-1	4	0	0	0	0	0	0	0	.000	0	0	1	0	.000	0	0	0-0	1	0	0	1.000
7 Clay, Todd	.000	1-1	3	0	0	0	0	0	1	0	.000	0	1	0	0	.250	0	0	0-0	0	0	0	.000
26 Combs, Caiden	.000	1-0	1	0	0	0	0	0	0	0	.000	0	0	0	0	.000	0	0	0-0	0	0	0	.000
Totals	.297	3	101	20	30	8	0	3	20	47	.465	8	3	21	1	.363	1	0	5-7	81	23	2	.981
Opponents	.202	3	99	8	20	3	0	3	8	32	.323	4	3	39	0	.255	0	0	0-1	75	32	2	.982

LOB - Team (18), Opp (17). DPs turned - Team (1), Opp (2).

(vs. Arkansas Sorted by Earned run avg)

Player	era	w-l	app	gs	cg	sho	sv	ip	h	r	er	bb	so	2b	3b	hr	b/avg	wp	hp	bk	sfa	sha
36 Sanders, Jackson	0.00	0-0	1	0	0	0/0	1	4.0	1	0	0	0	8	0	0	0	.077	2	1	0	0	0
4 Marciano, Jake	1.29	0-0	1	1	0	0/0	0	7.0	4	1	1	1	8	1	0	1	.160	0	0	0	0	0
21 Alvarez, Andreas	1.50	1-0	1	1	0	0/0	0	6.0	6	1	1	2	10	0	0	1	.261	0	1	0	0	0
41 Cormier, LJ	3.00	0-0	1	0	0	0/0	1	3.0	4	1	1	0	5	2	0	0	.308	0	0	0	0	0
43 Petrovic, Alex	5.40	1-0	1	1	0	0/0	0	5.0	3	3	3	1	4	0	0	0	.176	0	1	0	0	0

9 Johnston, Jett	9.00	0-1	1	0	0	0/0	0	2.0	2	2	2	0	4	0	0	1	.250	0	0	0	0	0
Totals	2.67	2-1	3	3	0	0/0	2	27.0	20	8	8	4	39	3	0	3	.202	2	3	0	0	0
Opponents	6.48	1-2	3	3	0	0/0	1	25.0	30	20	18	8	21	8	0	3	.297	6	3	0	1	0

PB - Team (0), Opp (1). SBA/ATT - Alvarez, A. (0-1), Fralick, C. (0-1).

GAME ONE vs. ARKANSAS



2026 Auburn Baseball
#15 Arkansas at #11 Auburn
Apr 02, 2026 at Auburn, Ala. (Plainsman Park)



Arkansas 2 (19-12,4-6 SEC)

Auburn 10 (21-8,5-5 SEC)

Player	ab	r	h	rbi	bb	so	po	a	lob
Carter Rutenbar dh	5	1	2	0	0	2	0	0	0
Nolan Souza 2b	5	0	1	1	0	0	0	1	1
Camden Kozeal ss	5	0	1	0	0	2	2	4	1
Ryder Helfrick c	3	1	3	1	1	0	5	2	0
Zack Stewart rf	3	0	1	0	1	2	2	0	0
Reese Robinett 1b/3b	3	0	1	0	0	2	9	0	0
Christian Turner lf	4	0	0	0	0	2	1	0	3
Maika Niu cf	4	0	1	0	0	1	4	1	5
TJ Pompey 3b	2	0	0	0	0	2	0	0	0
Alexander Peck ph/1b	2	0	0	0	0	2	1	0	0
Gabe Gaeckle p	0	0	0	0	0	0	0	0	0
Cole Gibler p	0	0	0	0	0	0	0	0	0
Steele Eaves p	0	0	0	0	0	0	0	1	0
Luke Cornelison p	0	0	0	0	0	0	0	0	0
James DeCremer p	0	0	0	0	0	0	0	0	0
Carson Brumbaugh p	0	0	0	0	0	0	0	0	0
Totals	36	2	10	2	2	15	24	9	10

Player	ab	r	h	rbi	bb	so	po	a	lob
Carter, Bristol cf	3	2	1	0	2	0	0	0	0
Fralick, Chase c	5	1	1	1	0	0	14	2	1
Rembert, Chris 2b	4	1	2	1	1	0	0	1	1
Terrell, Bub lf	5	2	2	0	0	2	3	0	1
Guevara, Eric 3b	3	2	3	2	1	0	0	1	0
Madrigal, Eddie dh	3	0	1	0	1	1	0	0	0
Bingaman, Ethin 1b	3	1	1	3	0	1	5	0	0
McCraine, Mason rf	4	1	1	2	0	1	2	0	1
McCraine, Brandon ss	4	0	1	1	0	0	2	2	2
Alvarez, Andreas p	0	0	0	0	0	0	1	0	0
Cormier, LJ p	0	0	0	0	0	0	0	1	0
Totals	34	10	13	10	5	5	27	7	6

Score by Innings	1	2	3	4	5	6	7	8	9	R	H	E
Arkansas	0	0	0	1	0	0	0	0	1	2	10	1
Auburn	0	0	0	1	7	1	0	1	X	10	13	1

E - Stewart(1); Bingaman, E.(1). DP - ARK 2. LOB - ARK 10; Auburn 6. 2B - Rutenbar(5); Souza(9); Carter, B.(4); Fralick, C.(11); Rembert, C.(6); Terrell, B.(6). HR - Helfrick(10); Guevara, E.(5). HBP - Robinett. SF - Bingaman, E.(1). SB - Madrigal, E.(1). CS - Rutenbar(1).

Arkansas	ip	h	r	er	bb	so	ab	bf	np
Gabe Gaeckle	4.0	6	4	4	4	3	16	21	88
Cole Gibler	0.1	4	4	3	0	1	5	5	20
Steele Eaves	0.2	1	0	0	0	0	3	3	11
Luke Cornelison	1.0	1	1	1	0	1	4	4	12
James DeCremer	1.0	0	0	0	0	0	3	3	11
Carson Brumbaugh	1.0	1	1	1	1	0	3	4	17

Auburn	ip	h	r	er	bb	so	ab	bf	np
Alvarez, Andreas	6.0	6	1	1	2	10	23	26	105
Cormier, LJ	3.0	4	1	1	0	5	13	13	46

Win - Alvarez, A. (5-1). Loss - Gaeckle (3-3). Save - Cormier, L. (1).
 WP - Gibler(3); Brumbaugh 2(2). HBP - by Alvarez, A. (Robinett). PB - Helfrick(3). Pitches/strikes: Gaeckle 88/46; Gibler 20/15; Eaves 11/7; Cornelison 12/7; DeCremer 11/7; Brumbaugh 17/8; Alvarez, A. 105/69; Cormier, L. 46/31.

Umpires - HP: Ronnie Teague 1B: Eddie Newsom 2B: David Soucy 3B: Seth Buckminster
 Start: 6:02 pm Time: 2:52 Attendance: 5753
 Weather: 79, mostly sunny
 Gaeckle faced 3 batters in the 5th.

GAME TWO vs. ARKANSAS



**2026 Auburn Baseball
#15 Arkansas at #11 Auburn
Apr 03, 2026 at Auburn, Ala. (Plainsman Park)**



Arkansas 3 (20-12,5-6 SEC)

Auburn 2 (21-9,5-6 SEC)

Player	ab	r	h	rbi	bb	so	po	a	lob
Nolan Souza 2b	4	1	1	0	0	1	1	2	0
Ryder Helfrick c	4	2	2	3	0	1	13	3	0
Camden Kozeal ss	4	0	0	0	0	2	1	3	0
Carter Rutenbar 1b	4	0	2	0	0	0	7	0	0
TJ Pompey 3b	0	0	0	0	0	0	0	0	0
Maika Niu cf	3	0	0	0	1	3	1	0	0
Reese Robinett 3b/1b	4	0	0	0	0	1	2	1	0
Zack Stewart rf	4	0	1	0	0	1	1	0	1
Kuhio Aloy dh	3	0	0	0	0	1	0	0	0
Christian Turner lf	3	0	0	0	0	2	1	0	3
Hunter Dietz p	0	0	0	0	0	0	0	1	0
Ethan McElvain p	0	0	0	0	0	0	0	0	0
Totals	33	3	6	3	1	12	27	10	4

Player	ab	r	h	rbi	bb	so	po	a	lob
Carter, Bristol cf	4	1	1	0	0	1	4	0	1
Fralick, Chase c	3	0	0	0	0	2	12	0	1
Rembert, Chris 2b	4	0	1	1	0	2	1	1	0
Terrell, Bub lf	4	0	0	0	0	2	0	0	1
Guevara, Eric 3b	4	1	2	0	0	1	0	3	0
Madrigal, Eddie dh	3	0	0	0	0	2	0	0	1
Combs, Caiden ph	1	0	0	0	0	0	0	0	0
Bingaman, Ethin 1b	4	0	1	1	0	1	6	3	0
McCraine, Mason rf	3	0	1	0	0	2	1	0	0
McCraine, Brandon ss	3	0	0	0	0	1	1	0	1
Marciano, Jake p	0	0	0	0	0	0	2	0	0
Johnston, Jett p	0	0	0	0	0	0	0	0	0
Totals	33	2	6	2	0	14	27	7	5

Score by Innings	1	2	3	4	5	6	7	8	9	R	H	E
Arkansas	0	0	0	0	0	1	0	2	0	3	6	1
Auburn	1	1	0	0	0	0	0	0	0	2	6	1

E - Rutenbar(2); Guevara, E.(5). LOB - ARK 4; Auburn 5. 2B - Rutenbar(6); Guevara, E.(6). HR - Helfrick 2(12).
HBP - Fralick, C.. SB - Carter, B.(21); Rembert, C.(4); McCraine, M.(4). CS - Rembert, C.(3).

Arkansas	ip	h	r	er	bb	so	ab	bf	np	Auburn	ip	h	r	er	bb	so	ab	bf	np
Hunter Dietz	7.0	6	2	1	0	11	27	28	106	Marciano, Jake	7.0	4	1	1	1	8	25	26	101
Ethan McElvain	2.0	0	0	0	0	3	6	6	22	Johnston, Jett	2.0	2	2	2	0	4	8	8	43

Win - Dietz (3-2). Loss - Johnston, J. (0-1). Save - McElvain (1).
WP - Dietz 2(6). HBP - by Dietz (Fralick, C.). Pitches/strikes: Dietz 106/74; McElvain 22/17; Marciano, J. 101/62;
Johnston, J. 43/28.

Umpires - HP: Eddie Newsom 1B: David Soucy 2B: Seth Buckminster 3B: Ronnie Teague
Start: 6:02 pm Time: 2:28 Attendance: 5678
Weather: 79, sunny

GAME THREE vs. ARKANSAS



2026 Auburn Baseball
#15 Arkansas at #11 Auburn
Apr 04, 2026 at Auburn, Ala. (Plainsman Park)



Arkansas 3 (20-13,5-7 SEC)

Auburn 8 (22-9,6-6 SEC)

Player	ab	r	h	rbi	bb	so	po	a	lob
Nolan Souza 2b	4	0	1	0	0	1	0	4	1
Ryder Helfrick c	4	0	0	0	0	2	4	1	0
Camden Kozeal ss	4	0	0	0	0	1	0	4	1
Carter Rutenbar 1b	4	1	1	0	0	1	11	0	0
Maika Niu cf	2	1	0	0	1	2	4	0	0
Reese Robinett 3b	4	1	1	0	0	1	0	3	0
Zack Stewart rf	3	0	0	0	0	2	2	0	0
Kuhio Aloy dh	2	0	0	1	0	1	0	0	1
Christian Turner lf	3	0	1	2	0	1	3	0	0
Colin Fisher p	0	0	0	0	0	0	0	0	0
Jackson Kircher p	0	0	0	0	0	0	0	0	0
Parker Coil p	0	0	0	0	0	0	0	0	0
Mark Brissey p	0	0	0	0	0	0	0	0	0
Steele Eaves p	0	0	0	0	0	0	0	0	0
Cole Gibler p	0	0	0	0	0	0	0	1	0
Totals	30	3	4	3	1	12	24	13	3

Player	ab	r	h	rbi	bb	so	po	a	lob
Carter, Bristol cf	4	1	0	0	1	0	1	0	1
Rembert, Chris 2b	5	0	2	1	0	0	0	1	0
Fralick, Chase c	4	2	1	1	1	0	12	0	1
Guevara, Eric 3b	4	1	2	0	0	1	0	2	0
Bingaman, Ethin 1b	4	2	2	1	0	0	9	0	1
Terrell, Bub lf	2	2	1	1	1	0	1	0	0
McCraine, Brandon ss	4	0	3	3	0	0	2	3	0
Clay, Todd dh	3	0	0	1	0	0	0	0	1
Belyeu, Cade rf	4	0	0	0	0	1	1	0	3
Petrovic, Alex p	0	0	0	0	0	0	1	1	0
Sanders, Jackson p	0	0	0	0	0	0	0	2	0
Totals	34	8	11	8	3	2	27	9	7

Score by Innings	1	2	3	4	5	6	7	8	9	R	H	E
Arkansas	0	3	0	0	0	0	0	0	0	3	4	0
Auburn	0	3	2	0	1	2	0	0	X	8	11	0

DP - Auburn 1. LOB - ARK 3; Auburn 7. 2B - Rembert, C.(7); Bingaman, E.(3); McCraine, B.(5). HR - Fralick, C.(6); Terrell, B.(6). HBP - Niu; Aloy; Terrell, B.; Clay, T.. SB - Carter, B.(22). CS - Rembert, C.(4).

Arkansas	ip	h	r	er	bb	so	ab	bf	np	Auburn	ip	h	r	er	bb	so	ab	bf	np
Colin Fisher	2.2	5	5	5	2	1	12	15	60	Petrovic, Alex	5.0	3	3	3	1	4	17	19	62
Jackson Kircher	0.0	1	0	0	0	0	1	2	5	Sanders, Jackson	4.0	1	0	0	0	8	13	14	54
Parker Coil	2.2	2	1	1	0	1	10	10	23										
Mark Brissey	0.1	1	2	2	1	0	2	3	14										
Steele Eaves	0.1	1	0	0	0	0	2	2	8										
Cole Gibler	2.0	1	0	0	0	0	7	7	25										


Win - Petrovic, A. (5-1). Loss - Fisher (2-4). Save - Sanders, J. (1).
 WP - Brissey(1); Sanders, J. 2(2). HBP - by Fisher (Terrell, B.); by Kircher (Clay, T.); by Petrovic, A. (Aloy); by Sanders, J. (Niu). Pitches/strikes: Fisher 60/33; Kircher 5/2; Coil 23/18; Brissey 14/6; Eaves 8/5; Gibler 25/15; Petrovic, A. 62/43; Sanders, J. 54/38.

Umpires - HP: David Soucy 1B: Seth Buckminster 2B: Ronnie Teague 3B: Eddie Newsom
 Start: 2:17 pm Time: 2:28 Attendance: 5503
 Weather: 80, partly sunny
 Kircher faced 2 batters in the 3rd.

TV/RADIO ROSTER



1 RYNE FARBER



2 CHRIS REMBERT



3 CHASE FRALICK



4 JAKE MARCIANO



5 BRISTOL CARTER



6 DREW WHALEN



7 TODD CLAY



8 ERIC GUEVARA



9 JETT JOHNSTON



10 LUCAS STEELE



11 BRANDON MCCRAIME



12 GARRETT BREWER



13 ETHAN HARDEN



14 CADE BELYU



16 CLAYTON ARMAH



17 MASON MCCRAIME



18 ETHIN BINGAMAN



19 BUB TERRELL



20 MARCEL KULIK



21 ANDREAS ALVAREZ



22 CONNOR GATWOOD



23 EDDIE MADRIGAL



24 JUSTICE DE JONG



25 TAYLOR BELZA



26 CAIDEN COMBS



27 CHRISTIAN CHATTERTON



28 RYAN HETZLER



32 GRIFFIN GRAVES



33 MASON KOCH



34 LOGAN GREGORIO



36 JACKSON SANDERS



37 TREVOR BOOTON




40 WADE SHELLEY



41 U CORMIER



42 ABE CHANCELLOR



43 ALEX PETROVIC



44 TY THOMPSON



46 SAXON ROBERTS



52 TANNER WALDROP



30 BUTCH THOMPSON



35 KARL NONEMAKER



39 GABE GROSS



15 EVERETT TEAFORD